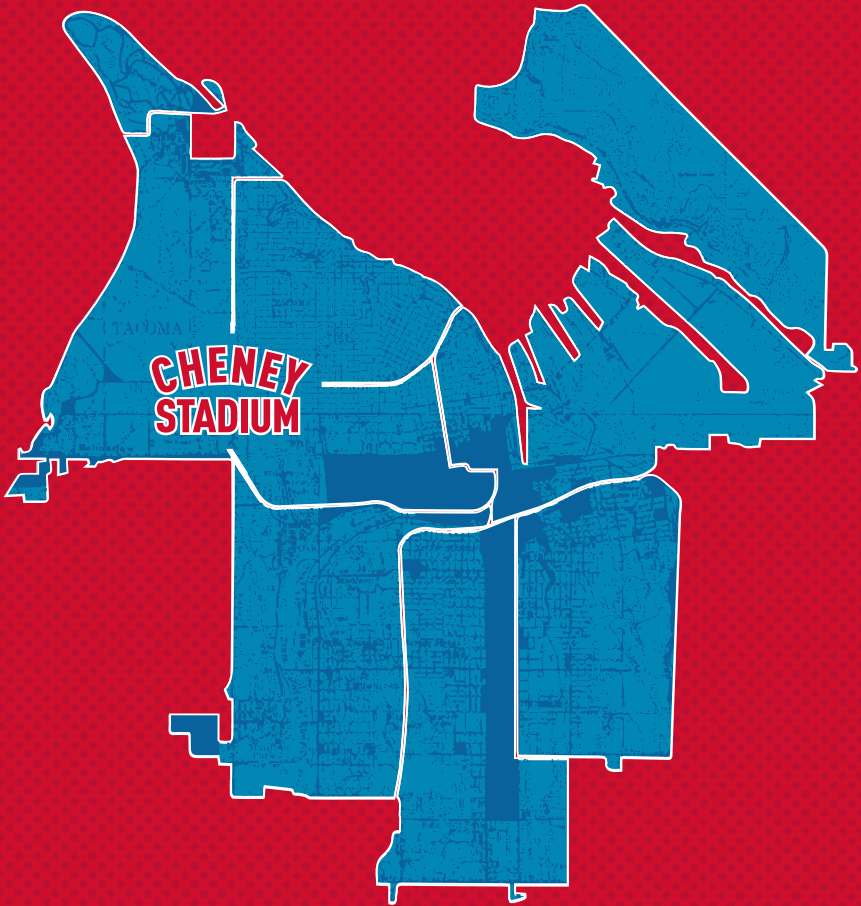


THIS IS *R* CITY



**2021 TACOMA RAINIERS
MEDIA GUIDE**



Rainiers



TRIPLE-A AFFILIATE OF
THE SEATTLE MARINERS

 TACOMARAINIERS.COM

 /TACOMARAINIERS

 @RAINIERSLAND

 @TACOMARAINIERS

TACOMA RAINIERS BASEBALL

CHENEY STADIUM
2502 S. TYLER STREET
TACOMA, WA 98405

PHONE: (253) 752 - 7707
FAX: (253) 752 - 7135

2021 TACOMA RAINIERS MEDIA GUIDE TABLE OF CONTENTS

Front Office/Contact Info	5
Cheney Stadium	6-9
Coaching Staff	10-14
2021 Tacoma Rainiers Players.....	15-96
2019 Season Review	97-126
League Leaders and Final Standings	98
Team Batting/Pitching/Fielding Summary.....	99-101
Monthly Batting/Pitching Totals.....	102-105
Situational Batting/Pitching Totals.....	106-117
Team Highlights	118-119
Day-By-Day.....	120-121
Highs and Lows	122
Transactions.....	123-126
Opponents	127-132
History and Records.....	133-166
Career Batting/Pitching Leaders.....	134-137
Single-Season Batting/Pitching Leaders.....	138-139
Franchise Leaders	140-141
All-Time Record(s) vs. PCL/Triple-A West Opponents.....	142-145
Year-By-Year Record	146
Postseason History.....	147-157
All-Time Roster	158-166
Media Information	167-170
Guidelines	168-169
Broadcast Information	170

INFORMATION BOX INDEX

Cheney Stadium Firsts	8
Tacoma Managers 1960-Present.....	17
Tacoma Players Who Have Led the Pacific Coast League/Triple-A West in Home Runs.....	24
Tacoma Affiliate Records	29
Tacoma All-Star Selections.....	44
Tacoma ERA Champions	46
Troy Neel Wins the 1992 Batting Title.....	55
Tacoma Triple Plays.....	99
No-Hitters.....	140
Simpson Kraft Hall of Fame Inductees.....	141
Dick Phillips Wins 1961 MVP	147



CREDITS:

Research provided by: Mike Curto, AJ Garcia
 Graphic design: Delaney Saul, Erin Fogerty
 Photography: Jeff Halstead, Tom Jones, Rick May, Red Williamson, Wilson Tsoi
 Statistical assistance provided by Major League Baseball Advanced Media and Baseball Reference.
 Additional biographical information provided by the Seattle Mariners Baseball Information Department.



FRONT OFFICE



TACOMA RAINIERS PROFESSIONAL BASEBALL

**CHENEY STADIUM
2502 SOUTH TYLER STREET
TACOMA, WA 98405**

PHONE: (253) 752-7707

FAX: (253) 752-7135

BOX OFFICE: (253) 752-7700

EXECUTIVE STAFF

CEO/Ownership..... Mikal Thomsen
 President..... Aaron Artman
 Vice President, Sales..... Shane Santman
 Vice President, Marketing..... Megan Mead
 Assistant General Manager..... Nick Cherniske
 Director, Administration/Assistant to the President..... Patti Stacy

TICKET SALES AND SERVICES

Senior Director, Ticket Sales..... Tim O'Hollaren
 Director, Business Development..... Ben Nelson
 Director, Ticket Operations..... Chris Aubertin
 Manager, Corporate Sales..... Devon Barker
 Senior Manager, Corporate Sales..... Kevin Druge

GROUP SALES AND SERVICES

Director, Group Sales and Event Marketing..... Caitlin Calnan
 Manager, Premium Experience and Events..... Hannah Hall
 Coordinator, Group Events..... Hayley Hacker

MARKETING & COMMUNICATIONS

Director, Creative..... Casey Catherwood
 Director, Media Relations and Content Development..... AJ Garcia
 Director, Technical..... Anthony Phinney
 Graphic Designer..... Erin Fogerty
 Graphic Designer..... Delaney Saul
 Specialist, Multimedia..... Adam Wygle
 Broadcaster..... Mike Curto

CORPORATE PARTNERSHIPS

Director, Partner Services..... Yvette Yzaguirre

STADIUM AND TEAM OPERATIONS


Director, Baseball Operations and Merchandise..... Ashley Schutt
 Manager, Team Store..... Kyle McGilvray
 Manager, Stadium Operations..... Zack Armstrong
 Head Groundskeeper..... Mike Kerns

FINANCE

CFO..... Brian Coombe
 Staff Accountant..... Amy Tucci



CHENEY STADIUM





The development of Cheney Stadium as Tacoma's home of professional baseball began in 1957 as a shared idea by area businessmen Ben Cheney and Clay Huntington.

Following a three-year effort by these men, the San Francisco Giants agreed in the fall of 1959 to relocate their Triple-A club from Phoenix to Tacoma contingent upon the city's ability to construct a new stadium in time for the beginning of the 1960 season.

The city council approved the measure, clearing the way for a new stadium. The project took three months and 14 days to complete, cost \$940,00 with Ben Cheney putting up \$100,000 of his own to cover any overruns, and was finished just in time for the ballpark to host the Tacoma Giants first game on April 16, 1960.



Ben Cheney surveying the early stages of the stadium prior to the Tacoma Giants first season in 1960.

Outside of minor upgrades that included clubhouse renovations, the installation of a new playing surface and replacing the stadium's original wooden seats, Cheney Stadium remained largely unchanged for 51 seasons. More than five decades of housing PCL baseball in Tacoma began to take a toll and the house that Ben Cheney built was understandably beginning to show its age.

Following a concerted effort by Tacoma Rainiers ownership, Schlegel Sports Group, and the City of Tacoma, Cheney Stadium's new era officially began on November 24, 2009, when the Tacoma City Council approved a \$28 million private-public bond that would provide the bulk of a \$30 million renovation scheduled to take place during the 2010 off-season. The look of the renovation took shape a few months later when a design/build team led by Mortenson Construction, along with Populous and Tacoma-based Belay Architecture, was approved on March 9, 2010.



Aerial view of the newly-completed Cheney Stadium - nicknamed the "The 100-Day Wonder" due to its brisk construction schedule.

The stadium once dubbed the "100-Day Wonder" in tribute to its brisk construction time was set to undergo an extensive offseason renovation under a schedule equally as ambitious. From the last pitch of the Rainiers final home game of the 2010 season on September 2 until April 1, 2011, Cheney Stadium was to undergo a historic transformation in just a 210-day period.

Over 200 on- and off-site construction jobs were created in Tacoma in order to make Cheney's fast face-lift possible. The aggressive schedule saw Cheney Stadium "top out" - meaning the completion of the overall structure - during the holidays and was ready for occupation by the club's April 1 deadline.

CHENEY STADIUM (CONT.)



The MultiCare 1882 Club, opened in 2019, is a unique hospitality space available for groups who want an entirely new game-watching experience.

The renovated Cheney Stadium now incorporates more than 90,000 pounds of steel spanning across more than 96,000 square feet. The roof is comprised of Douglas Fir glu-lam beams, the largest of which weigh over 7,000 lbs.

The ballpark's wooden exterior, extending up to 75 feet at its peak, is indicative of a ballpark that was built to be geographically relevant. Every addition was constructed using only local materials, built with Tacoma and the Pacific Northwest in mind.

Cheney Stadium now features amenities that include 16 luxury suites, the 4,000 square foot Summit Club and restaurant, club seats that are closer than any other seat in any other baseball park across the nation, a grass berm located along right field, and the MultiCare 1882 Club, an all-inclusive shared luxury space that opened for the 2019 season. The stadium boasts

double the number of concession points of sale and more ADA seating capacity along with better ADA access. Gone are the wooden walls that lined left and right field, replaced by lower, padded, chain-link fences featuring inset ballpens. The Rainiers clubhouse and dugout, formerly located along the first base line, shifted to third base, with visiting teams now residing in the fully renovated first base location.

What did not change are the views fans had grown accustomed to over Cheney Stadium's more than five decades of existence. The ballpark's grandstand is still the same one constructed prior to 1960 that features a steep pitch that makes every seat in the house a great one.

The 29-foot tall "batter's eye" continues to serve as a centerfield landmark, taunting batters at a distant 425 feet from home plate. (Shin Soo Choo and A.J. Zapp remain the only batters to hit a homer over the "Green Monster.") And the Simpson-Kraft Hall of Fame remains untouched, a tribute to Ben Cheney and the Tacoma names who helped to make Cheney Stadium the iconic venue it is today.



Cheney Stadium added the 4,000 square foot KeyBank Summit Club as part of its renovation following the 2010 season.

In 2018, Cheney Stadium became more than a baseball park, welcoming in Seattle Sounders FC's USL soccer club, now known as Tacoma Defiance. Cheney Stadium is also the home for OL Reign of the National Women's Soccer League. This year, three professional sports teams will showcase many of the best athletes in their respective sports as well as an elite field conversion process that allows the historic venue to be more than just the baseball diamond. 2021 also marks the inaugural season of the Triple-A West, which includes the Rainiers and nine other teams, eight of which competed in the PCL.

CHENEY STADIUM FIRSTS

First Rainout.....	April 14, 1960
First Game.....	April 16, 1960 (game one of day/night double header)
Result, First Game.....	Portland Beavers 7, Tacoma Giants 2
Attendance, First Game.....	6,612
First Tacoma Win.....	April 16, 1960 – game two (Tacoma 11, Portland 0)
Ceremonial First Pitch.....	Ben Hanson, Mayor of Tacoma
First Pitcher.....	Eddie Fisher, Tacoma, April 16 vs. Portland
First Batter.....	Clem Moore, Portland (fouled out to RF Bob Perry)
First Hit.....	George Freeze, Portland, April 16 – 1st inning, game one (single)
First Tacoma Hit.....	Danny O'Connell, Tacoma, April 16 – 1st inning, game one (single)
First Run Scored.....	Eddie Fisher, Tacoma, April 16 – 3rd inning, game one
First Run Batted In.....	Matty Alou, Tacoma, April 16 – 3rd inning, game one
First Double.....	Nippy Jones, Portland – April 16 – 8th inning, game one
First Triple.....	Tom Haller, Tacoma – April 16 – 1st inning, game two
First Home Run.....	Matty Alou, Tacoma, April 16 – 3rd inning, game one (2-run HR)
First Grand Slam.....	Frank Reveira, Tacoma, April 27 – 5th inning
First Pinch-Hit Home Run.....	Frank Reveira, Tacoma, April 27 – 5th inning
First to Hit for Cycle.....	Bill Hain, Tacoma, vs. Spokane August 8, 1961
First Winning Pitcher.....	Lynn Lovenguth, Portland, April 16 – game one
First Losing Pitcher.....	Eddie Fisher, Tacoma, April 16 – game one
First Shutout.....	Juan Marichal, Tacoma, April 16 – game two
First Hit Allowed.....	Eddie Fisher, Tacoma, April 16 – 1st inning, game one
First Home Run Allowed.....	Lynn Lovenguth, Portland, April 16 – 3rd inning, game one (Alou)
First Strikeout.....	Eddie Fisher struck out Jim Greengrass, April 16 – 1st inning, game one
First Walk.....	Eddie Fisher walked Bill Causion, April 16 – 1st inning, game one
First Stolen Base.....	Matty Alou, Tacoma, April 16 – 6th inning, game two
First Error.....	Tom Haller, Tacoma catcher, April 16 – 1st inning, game one
First Grounded Into DP.....	Benny Valenzuela, Tacoma, April 16 – 4th inning, game one

FRONT OFFICE

CHENEY STADIUM

COACHES/STAFF

2021 RAINIERS

2019 SEASON REVIEW

OPPONENTS

HISTORY & RECORDS

MEDIA & MISC.

FRONT
OFFICE

CHENEY
STADIUM

COACHES/STAFF


2021
RAINERS

2019 SEASON
REVIEW

OPPONENTS

HISTORY &
RECORDS

MEDIA &
MISC.



COACHES / STAFF



KRISTOPHER NEGRÓN

BORN: 02/01/1986 IN WILLINGBORO, NJ
RESIDES: NAPA, CA
WITH TACOMA: FIRST SEASON (PLAYED WITH RAINIERS IN 2019)

MANAGER

BATTED: RIGHT
THREW: RIGHT

NEGRÓN'S CAREER SUMMARY

COACHING CAREER HIGHLIGHTS:

- Making managerial debut at any level in 2021
- Served as Seattle's Assistant to Director of Player Development in 2020

PLAYING CAREER HIGHLIGHTS:

- Appeared in parts of 6 Major League seasons with Cincinnati (2012, 2014-15), Arizona (2017-18), Seattle (2018-2019) and Los Angeles-NL (2019), combining to appear in 170 games with a .221 (83x375) average.
- Appeared in the Majors at every position except pitcher and catcher, making starts at the other 7 positions on the field.
- Was a 14-year professional player (2006-19) with 1,439 minor league games...891 games in Triple-A.
- Played 82 games with Tacoma in 2019...batted .310 (95x306) with 12 HR, 61 RBI, 62 R, 11 steals...traded to Los Angeles-NL on July 29, 2019.
- Appeared in parts of 4 PCL seasons (2016-19) with Iowa (2016), Reno (2017-18), Tacoma (2019)
- After spending three years in the Red Sox minor league system, was traded to the Cincinnati Reds for infielder Alex González in August 2009, and went on to make his big league debut on June 7, 2012 vs. Pittsburgh (pinch ran for Ryan Hanigan in T9)
- Collected first MLB hit on June 14 vs. CLE, a single vs. Scott Barnes
- Named the Southern League Player of the Week for Aug. 9-15 with Double-A Carolina. In 5 games, compiled a .500/.565/.900 slash line (10x20)
- Named the Week 5 Arizona Fall League Player of the Week on Nov. 15 with Peo Saguaros. Batted .368 with 2 HR, 5 RBI
- Born in Willingboro, New Jersey, but eventually graduated from Vanden High School in Fairfield, California.
- Attended Cosumnes River College (CA), and was named the California Community College Baseball Conference MVP in 2006. Following the season, was drafted in the 7th round (223rd overall) of the 2006 First-Year Player Draft by the Boston Red Sox.

PERSONAL

- Kristopher David Negrón (pronunciation: neh-GRONE)
- Wife, Allison

NEGRÓN'S CAREER PLAYING RECORD

YEAR TEAM	LG	AVG	G	AB	R	H	2B	3B	HR	RBI	BB	SO	SB	CS	OBP	SLG	HP	SAC	SF
2006 GCL Red Sox	GCL	.261	41	142	19	37	6	2	2	16	12	20	10	0	.340	.373	5	3	0
Lowell	NYP	.393	9	28	8	11	2	1	0	5	4	2	5	1	.485	.536	1	2	0
2007 Greenville	SAL	.226	112	403	61	91	11	4	3	29	46	97	29	7	.325	.295	13	5	0
Lancaster	CAL	.182	3	11	3	2	0	0	0	0	0	2	2	0	.308	.182	2	0	0
2008 Greenville	SAL	.244	92	311	50	76	15	5	1	27	31	48	25	5	.329	.334	10	6	4
Lancaster	CAL	.328	33	116	23	38	8	3	7	19	5	25	6	1	.377	.629	6	1	3
Portland	EL	.143	4	7	0	1	1	0	0	0	1	2	0	0	.250	.286	0	1	0
2009 Salem	CAR	.264	111	409	69	108	17	4	3	34	39	83	20	3	.338	.347	8	6	2
Sarasota	FSL	.208	8	24	6	5	0	0	1	2	5	8	3	1	.345	.333	0	0	0
Carolina	SOU	.241	15	54	11	13	2	0	2	5	8	7	4	1	.379	.389	4	1	0
2010 Carolina	SOU	.272	120	470	79	128	19	6	11	41	51	97	34	9	.361	.409	16	7	3
Louisville	IL	.190	7	21	1	4	1	0	0	0	0	6	1	0	.190	.238	0	0	0
2011 Louisville	IL	.216	123	417	54	90	16	4	9	45	22	102	11	1	.269	.338	10	11	5
2012 Louisville	IL	.128	74	284	34	62	13	2	6	20	22	77	17	3	.287	.342	6	5	2
CINCINNATI	NL	.250	4	4	2	1	0	0	0	1	2	0	0	0	.400	.250	0	0	0
2013 Louisville	IL	.225	116	334	31	75	14	1	5	30	26	93	11	3	.295	.317	9	6	4
2014 Louisville	IL	.269	75	219	33	59	15	3	3	25	14	54	9	2	.328	.406	5	2	0
CINCINNATI	NL	.271	49	144	19	39	10	1	6	17	12	40	5	0	.331	.479	1	1	0
2015 Louisville	IL	.216	59	204	13	44	5	1	4	15	15	47	3	1	.280	.309	4	5	2
CINCINNATI	NL	.140	43	93	5	13	2	0	0	2	9	23	2	0	.238	.161	3	2	0
2016 Iowa	PCL	.256	117	375	47	96	20	4	9	46	20	90	23	6	.308	.403	11	7	6
2017 Reno	PCL	.300	120	387	70	116	17	11	13	64	35	88	13	3	.366	.501	7	5	3
ARIZONA	NL	.160	14	25	3	4	1	0	0	1	4	7	0	0	.300	.200	1	1	0
2018 Reno	PCL	.283	118	371	71	105	17	5	15	45	43	121	10	3	.368	.477	8	1	2
SEATTLE	AL	.207	18	29	6	6	0	0	1	3	1	9	2	0	.233	.310	0	0	0
ARIZONA	NL	.333	2	3	0	1	0	0	0	1	0	0	0	0	.333	.333	0	0	0
2019 Tacoma	PCL	.310	82	306	62	95	15	4	12	61	41	91	11	3	.396	.503	5	0	4
SEATTLE	AL	.217	10	23	3	5	0	0	0	1	2	9	1	0	.280	.217	0	0	0
LOS ANGELES	NL	.259	30	54	9	14	1	0	2	7	3	17	0	1	.298	.389	0	0	0
MLB Totals		.221	170	375	47	83	14	1	9	32	32	107	10	1	.291	.336	5	4	0
Minor Lg Totals		.257	1439	4893	745	1256	214	60	106	529	440	1160	247	53	.332	.390	130	74	40

FRONT OFFICE

CHENEY STADIUM

COACHES/STAFF

2021 RAINIERS

2019 SEASON REVIEW

OPPONENTS

HISTORY & RECORDS

MEDIA & MISC.



ROB MARCELLO JR.

BORN: 10/16/1990 - ROSWELL, GA

WITH TACOMA: FIRST SEASON (ANNOUNCED AS PITCHING COACH IN 2020)

PITCHING COACH

BATTED:
LEFT

THREW:
LEFT

MARCELLO'S CAREER SUMMARY

COACHING CAREER HIGHLIGHTS:

- Awarded the 2019 Dave Henderson Minor League Staff Member of the Year award for his work in Adv. A-Modesto, with his pitching staff ranking second in the Cal League in ERA (3.68) and strikeouts (1,479). The Nuts broke the league record for strikeouts in a season, but finished second behind Rancho Cucamonga (1,497).
- Moved to coaching after one professional playing season as a reliever in the Philadelphia Phillies organization.
- Begins his third season in the Mariners organization, his first as pitching coach for Tacoma. Was announced as the 2020 Rainiers pitching coach before the season was canceled
- Spent the 2019 season with High-A Modesto. Prior to joining the Mariners organization, was the Director of Operations and Co-Owner of TLA in Orlando, FL.
- Began his collegiate pitching career at Indian River State College before transferring to Division 1, Appalachian State University.
- Appeared in one minor league season with Short Season-A Williamsport...Made 18 relief appearances and pitched to a 2-0 record, 5.55 ERA, 1 save in 24.1 IP
- Was a nationally recognized player and ranked in the Top 200 by Baseball America in 2013. That same year he began his professional career after being drafted in the 17th round by Philadelphia.
- After concluding his pitching and playing career, joined the coaching staff at Indian River State College. Since then he has also been a head pitching coach at St. Petersburg College in Clearwater, FL and on the coaching staff at Rollins College in Winter Park, FL.

PLAYING CAREER HIGHLIGHTS:

- Appeared in 18 games with Short Season-A Williamsport (PHI) in 2013...pitched to a 2-0 record and 1 save with a 5.55 ERA in 24.1 IP
- Moved to coaching after his lone half-season with Williamsport

PERSONAL:

- Attended Appalachian State University in Boone, NC.
- Selected by Philadelphia Phillies in the 17th round of the 2013 draft.
- Robert William Marcello Jr.

MARCELLO'S CAREER PITCHING RECORD

Year	Team	LG	W-L	ERA	G	GS	CG	SHO	SV	IP	H	R	ER	HR	HB	BB	SO	WP	BK
2013	Williamsport	NYPL	2-0	5.55	18	0	0	0	1	24.1	33	16	15	1	7	31	44	2	2
Minor Lg Totals			2-0	5.55	18	0	0	0	1	24.1	33	16	15	1	7	31	44	2	2

FRONT OFFICE

CHENEY STADIUM

COACHES/STAFF


2021 RAINIERS

2019 SEASON REVIEW

OPPONENTS

HISTORY & RECORDS

MEDIA & MISC.



ROY HOWELL

BORN: 12/18/1953 - LOMPOC, CA
RESIDES: SHELL BEACH, CA
WITH TACOMA: THIRD SEASON (MANAGED RAINIERS IN 2014)

HITTING COACH

BATTED:
LEFT

THREW:
RIGHT

HOWELL'S CAREER SUMMARY

COACHING CAREER HIGHLIGHTS:

- Enters ninth season in the Mariners organization.
- Served as the hitting coach for Double-A Jackson/Arkansas from 2015-18.
- Managed the Rainiers in 2014, replacing Rich Donnelly, who was originally tabbed as the team's skipper before being named the Mariners third base coach in Spring Training.
- Coached the Advanced-A High Desert Mavericks from 2012-13.
- Spent the 2011 season as the manager for the Road Warriors travel team in the Atlantic League...managed the San Luis Rattlers in the California Collegiate League from 2007-10...Managed Short Season-A Eugene (San Diego Padres) from 2003-05...Managed Triple-A Portland (San Diego Padres) from 2000-02.

PLAYING CAREER HIGHLIGHTS:

- Played professionally for 14 years, including parts or all of 11 Major League seasons with the Texas Rangers (1974-77), Toronto Blue Jays (1977-80) and Milwaukee Brewers (1984)...Finished his playing career with Triple-A Portland (Philadelphia Phillies) in 1985.

PERSONAL:

- Selected as the fourth overall pick of the 1972 Draft by the Texas Rangers out of Lompoc High School in California

HOWELL'S CAREER PLAYING RECORD

Year	Team	LG	AVG	G	AB	R	H	2B	3B	HR	RBI	BB	SO	SB	CS	OBP	SLG	SF	SAC	HP
1972	Pittsfield	TEX	.250	48	116	12	29	3	0	2	9	15	33	0	0	.336	.328	0	1	0
1973	Pittsfield	TEX	.242	96	277	44	67	12	2	15	47	59	91	1	1	.376	.462	1	3	1
1974	TEXAS	AL	.250	13	44	2	11	1	0	1	3	2	10	0	0	.283	.341	0	1	0
	Spokane	PCL	.281	136	513	101	144	23	5	22	80	78	138	4	4	.377	.474	3	2	3
1975	TEXAS	AL	.251	125	383	43	96	15	2	10	51	39	79	2	2	.322	.379	3	2	3
1976	TEXAS	AL	.253	140	491	55	124	28	2	8	53	30	106	1	0	.295	.367	4	5	1
1977	TEXAS	AL	.000	7	17	0	0	0	0	0	0	2	4	0	0	.105	.000	0	0	0
	TORONTO	AL	.316	96	364	41	115	17	1	10	44	42	76	4	1	.386	.451	2	3	1
1978	TORONTO	AL	.270	140	551	67	149	28	3	8	61	44	78	3	1	.325	.376	1	4	1
1979	TORONTO	AL	.247	138	511	60	126	28	4	15	72	42	91	1	4	.310	.405	3	1	6
1980	TORONTO	AL	.269	142	528	51	142	28	9	10	57	50	92	0	0	.335	.413	5	4	5
1981	MILWAUKEE	AL	.250	76	273	37	58	13	1	6	33	23	39	0	0	.306	.373	2	2	2
1982	MILWAUKEE	AL	.260	98	300	31	78	11	2	4	38	21	39	0	2	.305	.350	4	1	0
1983	MILWAUKEE	AL	.278	69	194	23	54	9	6	4	25	15	29	1	3	.330	.448	0	2	0
1984	MILWAUKEE	AL	.232	68	164	12	38	5	1	4	17	8	32	0	1	.284	.348	0	0	4
1985	PORTLAND	PCL	.262	68	244	38	64	9	2	9	37	17	39	0	1	.321	.426	2	1	5
Major League Totals			.261	1112	3791	422	991	183	31	80	454	318	675	9	14	.321	.389	24	25	23
Minor League Totals			.264	348	1150	195	304	47	9	48	173	169	301	5	6	.361	.446	6	7	9



ERIC YOUNG JR.

BORN: 5/25/1985 IN NEW BRUNSWICK, NJ

WITH TACOMA: FIRST SEASON (PLAYED WITH TACOMA IN 2019)

COACH

BATTED:
SWITCH

THREW:
LEFT

YOUNG'S CAREER SUMMARY

COACHING CAREER HIGHLIGHTS:

- In his first season as a coach in the Seattle Mariners organization

PLAYING CAREER HIGHLIGHTS:

- Appeared in 651 Major League games with the Colorado Rockies (2009-13), New York Mets (2013-14, 2015), Atlanta Braves (2015), New York Yankees (2016) and Los Angeles Angels (2018)
- Originally selected by Colorado in the 30th round of the 2003 MLB Draft out of Chandler-Gilbert CC (Arizona)
- Attended Piscataway (NJ) High School
- In 10 MLB season, hit .245 with 275 R, 67 doubles, 22 triples, 13 HR, 112 RBI, 162 SB in 651 G
- NL stolen base champion with 46 in 2013
- Played 33 games with Tacoma in his final season (2019)...hit .236 with 2 HR, 11 RBI, 16 R

PERSONAL:

- Eric Orland Young Jr.
- Son of former Major Leaguer Eric Young

YOUNG'S CAREER PITCHING RECORD

YEAR	TEAM	LG	AVG	G	AB	R	H	2B	3B	HR	RBI	BB	SO	SB	CS	OBP	SLG	HP	SAC	SF
2004	Casper	PIO	.264	23	87	20	23	5	1	0	7	20	13	14	1	.407	.345	1	2	0
2005	Casper	PIO	.301	63	219	48	66	7	7	3	25	35	52	25	10	.404	.438	4	4	2
2006	Ashville	SAL	.295	128	482	92	142	28	6	5	49	67	75	87	31	.391	.409	10	9	1
2007	Modesto	CAL	.291	130	540	113	157	29	11	8	63	46	105	73	18	.359	.430	13	12	2
2008	Tulsa	TL	.290	105	403	74	117	24	4	3	33	61	77	46	16	.391	.392	6	6	0
2009	Colorado Springs	PCL	.299	119	472	118	141	21	10	7	43	56	79	58	14	.387	.430	12	12	0
	COLORADO	NL	.246	30	57	7	14	1	0	1	1	4	12	4	4	.295	.316	0	0	0
2010	Tulsa	TL	.231	4	13	2	3	0	0	0	0	1	2	0	0	.286	.231	0	0	0
	Colorado Springs	PCL	.252	33	123	20	31	5	1	1	9	15	32	10	0	.340	.333	2	1	1
	COLORADO	NL	.244	51	172	26	42	5	1	0	8	17	32	17	6	.312	.285	0	0	0
2011	Colorado Springs	PCL	.363	58	223	61	81	18	9	2	28	39	36	17	1	.454	.552	2	6	5
	COLORADO	NL	.247	77	198	34	49	4	3	0	10	26	38	27	4	.342	.298	3	1	1
2012	COLORADO	NL	.316	98	174	36	55	7	2	4	15	13	31	14	2	.377	.448	4	5	0
2013	COLORADO	NL	.242	57	165	22	40	9	3	1	6	11	33	8	4	.290	.352	0	4	0
	NEW YORK	NL	.251	91	374	48	94	18	4	1	26	35	67	38	7	.318	.329	2	6	1
2014	St. Lucie	FSL	.250	1	4	2	1	0	0	0	0	1	0	0	0	.400	.250	0	0	0
	Binghamton	EL	.000	3	9	2	0	0	0	0	0	2	3	1	0	.182	.000	0	0	0
	NEW YORK	NL	.229	100	280	48	64	10	5	1	17	24	60	30	6	.299	.311	5	5	2
2015	Las Vegas	PCL	.261	8	23	1	6	2	0	0	1	4	2	3	1	.370	.348	0	0	0
	Gwinnett	IL	.248	67	234	36	58	6	3	1	27	33	43	23	3	.349	.312	4	8	1
	NEW YORK	NL	.000	18	8	9	0	0	0	0	0	0	1	3	2	.111	.000	1	0	0
	ATLANTA	NL	.169	35	77	7	13	4	2	0	5	6	17	3	0	.229	.273	0	2	0
2016	Colorado Springs	PCL	.263	116	289	48	76	9	2	3	30	31	51	23	6	.338	.339	3	4	2
	NEW YORK	AL	.000	6	1	2	0	0	0	0	0	0	0	1	0	.000	.000	0	0	0
2017	Salt Lake	PCL	.305	83	341	67	104	15	5	8	52	33	56	20	7	.375	.449	6	4	1
	LOS ANGELES	AL	.264	47	110	24	29	5	0	4	16	5	31	12	3	.336	.418	7	3	0
2018	Salt Lake	PCL	.300	84	307	46	92	18	7	5	34	35	66	10	6	.367	.453	0	2	4
	LOS ANGELES	AL	.202	41	109	12	22	4	2	1	8	6	28	5	1	.248	.303	1	0	1
2019	AZL Mariners	AZL	.333	2	6	3	2	0	0	0	1	3	0	1	0	.556	.333	0	0	0
	Tacoma	PCL	.236	33	127	16	30	4	3	2	11	10	26	3	2	.296	.362	2	0	3
MLB Totals			.245	651	1725	275	422	67	22	13	112	147	350	162	39	.312	.332	23	26	5
Minor Lg Totals			.290	1087	4013	799	1165	198	69	50	419	507	740	419	117	.377	.411	67	70	23



2021 TACOMA RAINIERS



MIKE AHMED

INF

BORN: 1/20/1992 IN SPRINGFIELD, MA
RESIDES: EAST LONGMEADOW, MA

ACQUIRED: SIGNED BY SEATTLE AS A MINOR LEAGUE FREE AGENT ON DEC. 11, 2020

DRAFTED: SELECTED BY LOS ANGELES-NL IN THE 20TH ROUND OF THE 2013 DRAFT (HOLY CROSS)

HEIGHT: 6'2"	WEIGHT: 195	BATS: RIGHT	THROWS: RIGHT	AGE: 29
------------------------	-----------------------	-----------------------	-------------------------	-------------------

AS OF OPENING DAY 2021

AHMED'S CAREER SUMMARY

Single-Game Career High...	R	H	2B	3B	HR	RBI	SB
	3 (5x) 8/7/16	4 (3x) 5/4/16	2 (6x) 7/3/18	1 (18x) 6/5/19	3 8/7/16	4 (2x) 8/25/16	3 5/14/15

2020:

- DNP (COVID-19 pandemic)
- Spent the season in the Arizona Diamondbacks organization
- After the season, signed with Seattle as a minor league free agent on 12/11

2019:

- Started the season with the Los Angeles Dodgers organization and was traded to Seattle on 5/22 for cash considerations and assigned to Double-A Arkansas...batted .233 with 4 HR, 20 RBI, 18 R and 6 steals in 62 games
- Reached base safely in 12 straight games from 7/1-12, including at least 1 hit in 10 contests...18-for-40 (.450), 2 RBI, 4 R, 5 doubles, 4 BB
- Played all 4 infield positions with Arkansas, including 28 starts at third base
- On the 7-day IL from 7/19-8/7

2018:

- Spent the season in the Los Angeles Dodgers organization...played 65 games with Double-A Tulsa and 14 games with Triple-A Oklahoma City...combined for a .248 avg, 5 HR, 23 RBI, 32 R and 1 steal
- Had 3 stints with Tulsa and 2 with Oklahoma City...started the season with Tulsa and was assigned to Oklahoma City on 5/4 and returned on 5/15...also assigned to Oklahoma City on 6/1 and returned on 6/13
- Reached base safely in 12 straight games from 6/3-7/1, including hits in 9 contests...slashed .333/.444/.611 (12-for-36) with 2 HR, 5 RBI, 10 runs, 2 doubles
- Had three stints on the IL on 5/24-6/1...7/9-18...7/28-8/4

2017:

- Spent the season in the Los Angeles Dodgers organization...played 30 games with Double-A Tulsa, 11 games with Triple-A Oklahoma City and 3 games with AZL Dodgers...combined for a .264 avg (38-for-144), 7 HR, 21 RBI, 16 R, 22 BB
- Started the season with Tulsa...assigned to Oklahoma City on 4/19 and returned to Tulsa on 5/4
- Had 10 multi-hit games with Tulsa, including three 3-hit games from 4/8-5/18
- Placed on the IL on 6/9...sent to AZL Dodgers on rehab assignment on 7/12 and played 3 games before missing the rest of the season
- Before getting injured, batted .290 (27-for-93) with an .893 OPS, 6 HR and 17 RBI over his final 26 games from 5/1-6/3

2016:

- Spent the season in the Los Angeles Dodgers organization...played 111 games with Adv. A Rancho Cucamonga and had a .278/.376/.496 slash line with 19 HR, 52 RBI and 81 runs
- Set career highs in HR (19) including a pair of 2 HR games, RBI (52), runs (81) and OPS (.872)
- Batted .305 (54-for-177) in 55 home games and .255 (53-for-208) in 56 road contests
- From 7/1-8/31, led the Cal League with a .430 OBP, .609 SLG, 1.039 OPS, 32 BB...ranked 3rd in runs (42) and HR (13), 7th in XBH (24) and T-6th in total bases (106)
- Recorded 27 multi-hit games, including five 3-hit games and a 4-hit games on 5/4 at Bakersfield
- Named Cal League Player of the Week from 6/6-12 (.400/.478/.900, 2 HR, 4 doubles, 7 RBI, 7 runs in 6 games)

2015:

- Spent the season in the Los Angeles Dodgers organization...played a career-high 118 games with Single-A Great Lakes and batted .264 (118-for-447) with 4 HR, 30 RBI, 56 R, 21 doubles and 24 steals
- Set career highs in games (118), hits (118), triples (6) and walks (61)
- Started the season on an 8-game hitting streak (.333 BA) and hit safely in 18 of his first 21 games
- Had 3 hitting streaks of at least 8 games, including a season-high 9-game hitting streak 5/16-24 (11-for-42)
- Hit first career home run on 7/5 at West Michigan
- Stole a single game career high 3 bases on 5/14 vs. Dayton
- In June, batted .323 (21-for-65) with 8 runs, 4 doubles, 4 RBI and 10 walks in 19 games
- Named a Midwest League Mid-Season All-Star

FRONT OFFICE

CHENEY STADIUM

COACHES/STAFF

2021 RAINIERS

2019 SEASON REVIEW

OPPONENTS

HISTORY & RECORDS

MEDIA & MISC.

AHMED (CONTINUED)**2014:**

- Spent the season in the Los Angeles Dodgers organization...played 53 games with Rookie-level Ogden, and batted .285 (51-for-179) with 18 RBI, 32 R
- Had two 4-hit games on 6/21 at Orem and 8/29 at Grand Junction
- Was 7-for-8 on steal attempts, the best percentage of his career (.875)

2013:

- Started his pro career after being selected by the Los Angeles Dodgers in the 20th round of the 2013 Draft out of Holy Cross University in Worcester, Mass.
- Played 43 games for AZL Dodgers and batted .276 with 13 RBI, 22 R and 11 doubles
- Recorded his first hit, a double, in his pro debut on 6/20 vs. AZL Brewers

Personal:

- Michael Stephen Ahmed
- Graduated from East Longmeadow (MA) High School
- Played 3 seasons at Holy Cross University in Worcester, Mass.
- Younger brother, Nick, plays for the Arizona Diamondbacks and is a two-time Gold Glove winner at shortstop

AHMED'S CAREER PLAYING RECORD

Year	Team	LG	AVG	G	AB	R	H	2B	3B	HR	RBI	BB	SO	SB	CS	OBP	SLG	HP	SAC	SF
2013	AZL Dodgers	AZL	.276	43	156	22	43	11	0	0	13	19	34	4	3	.358	.346	1	0	0
2014	Ogden	PIO	.285	53	179	32	51	8	4	0	18	29	37	7	1	.393	.374	3	0	0
2015	Great Lakes	MWL	.264	118	447	56	118	21	6	4	30	61	111	24	12	.359	.365	6	0	1
2016	R. Cucamonga	CAL	.278	111	385	81	107	19	4	19	52	55	110	9	8	.376	.496	7	0	3
2017	AZL Dodgers	AZL	.143	3	7	1	1	0	0	1	1	1	2	0	0	.250	.571	0	0	0
	Tulsa	TL	.292	30	106	13	31	5	0	6	19	13	35	4	2	.367	.509	0	0	1
	Oklahoma City	PCL	.194	11	31	2	6	0	0	0	1	8	7	0	0	.359	.194	0	1	0
	Tulsa	TL	.251	65	195	24	49	9	2	5	22	20	63	1	1	.324	.395	3	0	4
2018	Oklahoma City	PCL	.231	14	39	8	9	3	0	0	1	3	16	0	0	.302	.308	1	0	0
2019	Arkansas	TL	.233	62	215	18	50	11	2	4	20	18	76	6	1	.300	.358	3	1	1
	Minor Lg Totals		.264	510	1760	257	465	87	18	39	177	227	491	55	28	.354	.401	24	2	1

TACOMA MANAGERS (1960-PRESENT)

YEAR	MANAGER	TEAM	W-L	PCT.
1978	Mike Ferraro	Yankees	80-57	.584
1960-1962	Red Davis	Giants	259-203	.561
1981-1982, 1984	Ed Nottle	Tigers	231-191	.547
1971	Jim Marshall	Cubs	78-65	.545
2001-2005	Dan Rohn	Rainiers	375-340	.524
1974-1976	Cal Ermer	Twins	224-204	.523
1977	Tom Kelly	Twins	28-26	.519
1996-2000	Dave Myers	Rainiers	366-343	.516
2014	Roy Howell	Rainiers	74-70	.514
2006	Dave Brundage	Rainiers	74-70	.514
1965	Bill Werle	Giants	75-72	.510
2013	John Stearns	Rainiers	59-58	.504
1985-1987	Keith Leippman	Tigers	216-213	.503
2007-13, 2019-Pr.	Daren Brown	Rainiers	494-507	.494
1979-1980	Gene Dusan	Tugs/Tigers	148-147	.502
2015-2018	Pat Listach	Rainiers	215-214	.501
1963	Andy Gilbert	Giants	79-79	.500
1988-1990	Brad Fischer	Tigers	214-215	.499
1995	Steve Smith	Rainiers	68-76	.472
1964	Charlie Fox	Giants	73-82	.471
2010	Jose Castro	Rainiers	13-15	.464
1991	Jeff Newman	Tigers	63-73	.463
1967-1970	Whitey Lockman	Cubs	269-316	.460
1983	Bob Didier	Tigers	65-77	.458
1973	Kerby Ferrell	Twins	65-79	.451
1977	Del Wilbur	Twins	40-49	.449
1972	Harry Warner	Twins	65-83	.439
1992-1993	Bob Boone	Tigers	125-161	.437
1994	Casey Parsons	Tigers	61-81	.430
1966	Les Peden	Cubs	63-85	.426
2021	Kristopher Negrón	Rainiers	0-0	.000



JACK ANDERSON

RHP

BORN: 1/10/1994 IN CHICAGO, IL
RESIDES: EVANSTON, IL

DRAFTED: SELECTED BY SEATTLE IN THE 23RD ROUND OF THE 2016 DRAFT (PENN STATE)

HEIGHT: 6'3" **WEIGHT:** 210 **BATS:** RIGHT **THROWS:** RIGHT **AGE:** 27

AS OF OPENING DAY 2021

ANDERSON'S CAREER SUMMARY

Single-Game Career High...	IP	H	R	ER	HR	SO	BB
	4.0	5	5 (5x)	5 (5x)	1	6	3
	5/26/17	8/15/16	5/9/18	5/9/18	6/4/19	5/20/17	4/10/19

2020

- Did not play (COVID-19 pandemic)...participated in the Mariners Player Development Fall League

2019:

- Spent the season with Double-A Arkansas, going 4-2 with a 1.50 ERA in 41 relief appearances...in 54.0 IP, 52 H, 12 R (9 ER), 1 HR, 16 BB, 51 SO, .259 BAA
- His 1.50 ERA was the lowest in the Texas League among pitchers with at least 50.0 IP...led TEX League with 13 holds
- Made 35 scoreless appearances, pitching 2.0 or more innings in 9 of those outings
- Allowed 1 ER in his final 17 appearances from July 7-Aug. 31...21.0 IP, 0.43 ERA, 17 SO, 4 BB...had 13.1 consecutive scoreless innings from July 7-Aug. 15
- Named a Texas League Mid-Season All-Star

2018:

- Spent the season with Adv. A Modesto, going 2-4 with 2 saves and a 2.68 ERA in 44 appearances...in 53.2 IP, 54 H, 25 R (16 ER), 14 BB, 57 SO, .251 BAA
- Did not allow an earned run in 36 of 44 appearances...went 18 of 19 appearances without allowing an earned run from Apr. 19-June 17
- Posted a 0.96 ERA after the All-Star Break (July 14-Sept. 1)...surrendered 2 ER in 18.2 IP
- Earned the "60 ft., 6 in. Club Award" from the Mariners, recognizing the pitcher in the organization who best embodied the Control the Zone philosophy
- Led Modesto and ranked 3rd in the Cal League with 9 holds

2017:

- Split the season between Adv. A Modesto and Class-A Clinton, going 3-5 with 4 saves (7 save opp.) and a 2.51 ERA in 43 relief appearances...in 71.2 total IP, 64 H, 28 R (20 ER), 22 BB, 75 SO, .238 BAA
- Began the season with Clinton, going 3-2 with a 1.75 ERA in 27 appearances...went 3-4 on save opportunities...in 51.1 IP, 42 H, 18 R (10 ER), 13 BB, 54 SO
- Did not allow an earned run in 17 of his last 19 appearances with Clinton, recording 3 saves and posting a 0.48 ERA over his final 37.2 IP (2 ER)...held opponents to a .167 BAA from May 8-July 17
- Promoted to Modesto on July 21...in 16 relief appearances, went 0-3 with a 4.43 ERA...1-3 on save opportunities...in 20.1 IP, 22 H, 10 ER, 9 BB, 21 SO
- Through his first 12 appearances with Modesto, had a 1.69 ERA in 16 IP...allowed 7 ER over his final 4.1 IP of the season

2016:

- Began his pro career with AZL Mariners, going 3-1, 6/9 SV, 1.89 ERA in 16 relief appearances...in 19.0 IP, 19 H, 10 R (4 ER), 6 BB, 18 SO, .232 BAA
- His 6 saves ranked T-2nd in the AZL
- Recorded the win or save in 4 straight appearances from June 27-July 14

Personal:

- Resides in Evanston, IL and graduated from Evanston Township HS in 2012
- Graduated from Penn State University in 2016...posted a 2.14 ERA and a 4-2 record in his senior season...selected in the 23rd round of the 2016 Draft
- Jack Donald Anderson

ANDERSON'S CAREER PLAYING RECORD

YEAR TEAM	LG	W	ERA	G	GS	CG	SHO	SV	IP	H	R	ER	HR	HB	BB	SO	WP	BK
2016 AZL Mariners	AZL	3-1	1.89	16	0	0	0	6	19.0	19	10	4	0	2	6	18	3	0
Everett	NWL	0-0	0.00	2	0	0	0	0	2.0	2	0	0	0	0	1	0	0	0
2017 Clinton	MID	3-2	1.75	27	0	0	0	3	51.1	42	18	10	0	4	13	54	1	0
Modesto	CAL	0-3	4.43	16	0	0	0	1	20.1	22	10	0	0	1	9	21	2	0
2018 Modesto	CAL	2-4	2.68	44	0	0	0	2	53.2	54	25	16	0	4	14	57	2	1
2019 Arkansas	TEX	4-2	1.50	41	0	0	0	0	54.0	52	12	9	1	3	16	51	0	0
Minor Lg Totals		12-12	2.20	146	0	0	0	12	200.1	191	75	49	1	14	59	201	8	1

FRONT OFFICE

CHENEY STADIUM

COACHES/STAFF

2021 RAINIERS

2019 SEASON REVIEW

OPPONENTS

HISTORY & RECORDS

MEDIA & MISC.



BRADEN BISHOP

OF

BORN: 08/22/1993 IN WOODLAND, CA
RESIDES: SAN CARLOS, CA

DRAFTED: SELECTED BY SEATTLE IN THE THIRD ROUND OF THE 2015 DRAFT (WASHINGTON)

HEIGHT: 6' 1" **WEIGHT:** 178 **BATS:** RIGHT **THROWS:** RIGHT **AGE:** 27

AS OF OPENING DAY 2021

BISHOP'S CAREER SUMMARY

Single-Game

Career High...	R	H	2B	3B	HR	RBI	SB
	4 (2x)	5	3	1 (7x)	2 (2x)	4 (5x)	2 (5x)
	5/29/18	5/17/18	8/15/17	8/16/19	5/14/19	5/31/19	5/6/18

2020:

- Played 12 games with Seattle and hit .167 (5-for-30) with 4 RBI, 2 R, 2 doubles, 1 steal
- Spent part of the season at the Alternate Training Site at Cheney Stadium in Tacoma
- Recalled by Seattle from the ATS three times from 8/19-9/23

2019:

- Made his Major League debut with the Seattle Mariners during the Japan Opening Series on March 21...went 0-for-1 in his first game after subbing in for Ichiro Suzuki in the sixth inning
- Was on Tacoma's Opening Night roster and played 21 games before being recalled by Seattle on April 30...hit .267 with 3 HR and 13 RBI over his 21-game stint with the Rainiers...reached base safely in his first 15 games, collecting hits in 13 of those contests
- Recorded his first two MLB hits on May 5 in Cleveland, going 2-for-4 in a 10-0 victory
- Optioned to Tacoma on May 12...during his second stint with Tacoma, hit .324 with 4 HR, 16 RBI, 2 SB, 10 XBH in 17 games before being recalled by Seattle on June 2
- Played 2 games with Seattle before landing on the IL with a lacerated spleen suffered by a HBP in his final series with Tacoma
- Began a rehab stint with Adv. A Modesto on Aug. 14...split his rehab between Modesto and Tacoma, going 9-for-46 (.196) with 1 HR in Tacoma
- Played with Seattle for all of September, hitting .125 (4-for-32) with 2 RBI in 17 games

2018:

- Hit .284 (98x345) with 70 runs, 20 doubles, 8 home runs, 33 RBI, 37 walks and 5 stolen bases in 84 games with Double-A Arkansas.
- Had season-ending surgery after being hit by a pitch on his right forearm on July 19.
- At the time of his injury on July 19, ranked 2nd in the Texas League in runs (70), T9th in hits (98), T10th in doubles (20) and T11th in walks (37).
- Started in center field for the North Division in the Texas League All-Star Game.
- Texas League Player of the Month (June)...TL Player of the Week (May 28-June 3).
- Went 14-for-91 (.154) in his first 23 games, spanning April 5-May 4, but reached base safely in 52 of his final 61 games, including 44 games with at least 1 hit... over this stretch, from May 5-July 19, hit .331 (84x254) with 56 runs, 16 doubles, 6 home runs, 24 RBI, 5 HBP, 24 walks and 4 steals, raising his season average from .154 to .284.

2017:

- Split the year between Advanced-A Modesto (88 G) and Double-A Arkansas (31 G)...combined to hit .306 (147x480) with 89 R, 34 2B, 4 3B, 3 HR, 43 RBI, and 22 SB...set career-high marks in games, hits, runs, doubles, and stolen bases.
- Opened the season with Modesto, playing in 88 games for the Nuts and hitting .296 (105x355) with 71 R, 25 2B, 3 3B, 2 HR, 32 RBI, and 16 SB.
- Finished the year ranked fourth in the California League with a .385 on-base percentage.
- Named to the California League Mid-Season All-Star team...started in left field for the North in the All-Star Game...named Top Star (MVP) for his performance (4x4, 3 R, 2B, 3B, 2 SB).
- Logged a season-long 16-game hitting streak from April 7-24...hit .403 (27x67) with 24 R, 6 2B, 1 HR, and 9 RBI over that stretch...tied for sixth longest hitting streak in Cal League.
- Transferred to Arkansas on July 22 and played final 31 games with the Travelers...hit .336 (42x125) with 18 R, 9 2B, 1 3B, 1 HR, 11 RBI, and 6 SB.
- Named to MiLB.com Organizational All-Star team following the season.
- Over the course of the entire season, posted 10 separate hitting streaks of 5+ games.
- Played 20 games for Peoria in the Arizona Fall League, hitting .232 (13x56) with 12 R, 2 2B, 1 3B, and 6 RBI... selected to AFL Rising Stars team.

BISHOP (CONTINUED)

2016:

- Registered time with Single-A Clinton (63 G) and Advanced-A Bakersfield (41 G)...combined to hit .273 (113x414) with 57 R, 11 2B, 1 3B, 3 HR, 43 RBI, and 8 SB.
- Opened the year with Clinton and hit .290 (72x248) with 38 R, 5 2B, 1 3B, 1 HR, 21 RBI, and 6 SB across 63 games with the LumberKings.
- Promoted to Bakersfield on June 29 and finished the season with 41 games for the Blaze, hitting .247 (41x166) with 19 R, 6 2B, 2 HR, 22 RBI, and 2 SB.
- Opened Bakersfield campaign with a season-long nine-game hitting streaking from June 30 – July 8...hit .302 (13x43) with 5 R, 3 2B, and 10 RBI over that stretch.
- On the Bakersfield 7-day disabled list from August 13-23.
- Logged 31 multi-hit games between Clinton (21) and Bakersfield (10).

2015:

- Kicked off professional career with 56 games for short-season Everett...hit .320 (70x219) with 34 R, 8 2B, 1 3B, 2 HR, 22 RBI and 13 SB.
- Made pro debut on June 18 against Eugene (1x2, 2 R, BB).
- Hit first professional home run on August 18 against Spokane (2x5, 2 R, HR, 2 RBI).
- Finished the year with the second best batting average (.320) in the Northwest League.
- Selected as the Northwest League Player of the Week for August 17-24...hit .385 (10x26) with 4 R, 2 2B, 2 HR, and 9 RBI during six games that week.
- Reached base safely via hit or walk in 42-of-56 (75%) of games with Everett...reached base in 15 of final 18 games of the year.
- Named to the Northwest League Post-Season All-Star team.
- Honored as an MiLB.com Organizational All-Star following the season.

Personal:

- Braden Adam Bishop
- Brother, Hunter, was selected by the San Francisco Giants in the 1st Round of the 2019 Draft out of Arizona State
- Attended the University of Washington from 2013-15...played three seasons for the Huskies and in 149 games hit .292 (153x524) with 99 R, 26 2B, 3 3B, 4 HR, 65 RBI, and 42 SB...named to 2015 All-Pac-12 and was a member of the All-Pac-12 Defensive Team...honorable mention All-Academic.
- Graduated from St. Francis High School in Mountain View, CA in 2012...named the West Coast Athletic League MVP as a senior...earned First-Team All-WCAL, First-Team All-CIF Central Coast Section, Second-Team All-State, and Second-Team Perfect Game All-America.
- Established 4MOM to help raise awareness for early onset Alzheimer's Disease after mother, Suzy, was diagnosed in fall 2014 and passed away on Oct. 5, 2019.
- Honored by the Mariners as the recipient of the Dan Wilson Community Service Award in 2018 for his effort in the Little Rock community...participated in numerous community events, speaking appearances and autograph sessions.

BISHOP'S CAREER PLAYING RECORD

Year	Team	LG	AVG	G	AB	R	H	2B	3B	HR	RBI	BB	SO	SB	CS	OBP	SLG	HP	SAC	SF	
2015	Everett	NWL	.320	56	219	34	70	8	1	2	22	5	33	13	3	.367	.393	12	11	1	
2016	Clinton	MID	.290	63	248	38	72	5	1	1	21	25	48	6	1	.363	.331	4	6	1	
	Bakersfield	CAL	.247	41	166	19	41	6	0	2	22	11	39	2	0	.300	.319	2	4	1	
2017	Modesto	CAL	.296	88	355	71	105	25	3	2	32	45	65	16	4	.385	.400	7	4	1	
	Arkansas	TL	.336	31	125	18	42	9	1	1	11	15	15	6	1	.417	.448	3	1	1	
2018	Arkansas	TL	.284	84	345	70	98	20	0	8	33	37	68	5	2	.361	.412	6	3	3	
2019	Modesto	CAL	.240	7	25	7	6	1	1	0	3	2	9	0	0	.345	.360	2	0	0	
	Tacoma	PCL	.276	43	185	29	51	15	0	8	31	23	44	2	2	.360	.486	2	0	1	
	SEATTLE	AL	.107	27	56	3	6	0	0	0	4	3	21	0	0	.153	.107	0	1	0	
2020	SEATTLE	AL	.167	12	30	2	5	2	0	0	4	2	10	1	0	.242	.233	1	1	0	
Minor Lg Totals				.291	413	1668	286	485	89	7	24	175	163	321	50	13	.365	.396	38	29	9
MLB Totals				.128	39	86	5	11	2	0	0	8	5	31	1	0	.185	.151	1	2	0

FRONT OFFICE

CHENEY STADIUM

COACHES/STAFF

2021 RAINIERS

2019 SEASON REVIEW

OPPONENTS

HISTORY & RECORDS

MEDIA & MISC.



BRANDON BRENNAN

RHP

BORN: 7/26/1991 IN MISSION VIEJO, CA
RESIDES: SAN JUAN CAPISTRANO, CA

ACQUIRED: SELECTED FROM COLORADO IN THE RULE 5 DRAFT ON DEC. 13, 2018

DRAFTED: SELECTED BY CHICAGO-AL IN THE FOURTH ROUND OF THE 2012 DRAFT (ORANGE COAST)

HEIGHT: 6'4" **WEIGHT:** 207 **BATS:** RIGHT **THROWS:** RIGHT **AGE:** 29

AS OF OPENING DAY 2021

BRENNAN'S CAREER SUMMARY

Single-Game

Career High...	IP	H	R	ER	HR	SO	BB
	9.0 (2x)	13	10	10	1 (34x)	7 (4x)	6
	6/6/16	5/22/13	4/11/16	4/11/16	9/27/20	6/6/16	5/11/13

2020:

- Made 5 relief appearances with Seattle...did not register a decision...7.1 IP, 3 ER (3.68 ERA), 7 SO, 5 BB
- Sent to the 10-day IL after his first appearance of the season on 7/25 (oblique)...transferred to the 60-day IL on 8/1
- Registered season-highs with 34 pitches and 2.0 innings in his first game off the IL vs. San Francisco on 9/16
- Spent part of his rehab stint at the Alternate Training Site in Tacoma

2019:

- Made 44 relief appearances with Seattle, including his MLB debut on 3/21...3-6 record, 4.56 ERA, 47.1 IP, 25 R (24 ER), 47 SO, 24 BB...held MLB opponents to a .201 avg
- Debuted vs. Oakland in Seattle's Opening Series in Japan on 3/21...1.0 IP, 1 H, 0 R
- Started the year with 8 consecutive scoreless appearances for Seattle (10.2 IP)
- From 8/11 to the end of the season, lowered his ERA from 5.66 to 4.56...12.1 IP, 2 ER (1.46 ERA)
- Placed on the 10-day IL with a right shoulder strain on 6/14...sent to AZL Mariners on rehab assignment on 7/12 (1 IP, 1 H, 1 BB, 3 SO, 3 unearned runs)...rehab moved to Tacoma on 7/15
- Sent to the IL for a second time on 8/14 (right shoulder inflammation)...sent to Tacoma on rehab assignment on 8/28
- In 9 relief appearances with Tacoma, went 1-0 with a 1.04 ERA...8.2 IP, 5 H, 1 ER, 10 SO, 4 BB, .185 BAA
- 8 of 9 appearances in Tacoma were scoreless...lone run allowed in Reno on 7/24

2018:

- Spent the season in the Chicago White Sox organization...made 39 relief appearances and one start with Double-A Birmingham and 4 relief appearances with Triple-A Charlotte
- Struck out a career-high 79 batters and logged a career-best 9.52 K/9 rate
- In 40 appearances with Birmingham, went 4-3, 1 save, 3.10 ERA, 69.2 IP, 28 R (24 ER), 70 SO, 21 BB, 1.08 WHIP
- Posted a from 1.49 ERA (36.1 IP, 6 ER) with 43 SO and 10 BB from 5/17-7/27
- Promoted from Birmingham to Charlotte on 8/25
- In 4 relief appearances, went 1-1, 5.40 ERA, 5.0 IP, 3 ER, 9 SO, 3 BB, .176 BAA
- Allowed 3 ER in his first outing with Charlotte but finished the season with three straight scoreless appearances (4 IP)
- Earned an invite to big league camp at Spring Training
- Signed a minor league contract with the Colorado Rockies on 11/13...selected by Seattle in the Rule 5 Draft on 12/13

2017:

- Spent the season in the Chicago White Sox organization...made 28 relief appearances with Double-A Birmingham and 14 relief appearances with Triple-A Charlotte...recorded a career-high 15 saves in as many chances
- With Birmingham, went 2-2, 5.36 ERA, 9/9 saves, 42.0 IP, 28 R (25 ER), 39 SO, 20 BB
- From 6/2-7/3, allowed 1 ER in 13.2 IP, lowering his ERA from 7.04 to 4.66...pitched a season-high 3.2 scoreless IP on 7/3
- Promoted from Birmingham to Charlotte on 7/20
- In 14 relief appearances, 6/6 saves, 3.06 ERA, 17.2 IP, 6 ER, 16 SO, 9 BB, 0 HR...did not allow a run in his first 4 appearances (4.2 IP)
- Gave up 1 ER over his final 8 appearances of the season (11 IP)...allowed a career-low 1 HR all season

2016:

- Spent the season in the Chicago White Sox organization...made 7 starts with Adv. A Winston-Salem and 24 appearances (8 starts) with Double-A Birmingham
- In two stints with Birmingham, went 2-8, 8.09 ERA, 65.2 IP, 63 R (59 ER), 54 SO, 29 BB, 5 HR
- Started the season with Birmingham and was re-assigned to Winston-Salem on 5/3
- With Winston-Salem, went 1-4, 4.54 ERA, 37.2 IP, 19 ER, 24 SO, 11 BB
- Recorded the only 2 complete games and the lone complete game shutout of his career with Winston-Salem in back-to-back starts...6/1 vs. Carolina (9 IP, 6 H, 3 ER, 7 SO, 2 BB) and 6/6 vs. Wilmington (9 IP, 9 H, 7 SO, 0 BB)
- Logged a career-high 103.1 IP

BRENNAN (CONTINUED)

2015:

- Spent the season in the Chicago White Sox organization...Missed the first two months of the season (strained chest muscle)...made season debut with Adv. A Winston-Salem on 6/15 vs. Myrtle Beach
- In 12 starts with Winston-Salem, went 3-4, 3.55 ERA, 58.1 IP, 29 R (23 ER), 39 SO, 24 BB, 2 HR
- Pitched a season-high 7.2 IP and earned his first win of the season on 6/27 at Lynchburg
- On the IL with a right middle finger blister from 8/6-22

2014:

- Missed the start of the season while recovering from Tommy John surgery...Spent the season in the Chicago White Sox organization...made 14 starts across three levels, including Rookie-level Great Falls, Single-A Kannapolis and Adv. A Winston-Salem...had a career-best 2.91 ERA in 68.0 IP (22 ER)
- Started the season on rehab assignment with Great Falls on 6/20, 359 days after his last appearance...in 5 starts, went 1-1, 3.20 ERA, 19.2 IP, 8 R (7 ER), 12 SO, 7 BB, 2 HR
- In his last start with Great Falls on 7/11, pitched 5 scoreless innings and earned his first win of the year vs. Ogden
- Activated from the IL on 7/15 and assigned to Kannapolis...in 3 starts, went 2-0, 2.55 ERA, 17.2 IP, 5 ER, 15 SO, 6 BB
- In all three starts with Kannapolis, pitched at least 5.2 innings and allowed 3 or fewer runs (2 quality starts)
- Promoted to Winston-Salem on 7/31...in 6 starts, went 2-0, 2.93 ERA, 30.2 IP, 11 R (10 ER), 22 SO, 12 BB
- With Winston-Salem, pitched at least 5 innings in 5 of his 6 starts...allowed 2 or fewer runs in 5 of 6 starts

2013:

- Spent the season with the Chicago White Sox organization...made 15 starts with Single-A Kannapolis before his season was ended on 6/26 (Tommy John surgery)
- In 15 starts, went 4-9, 5.53 ERA, 81.1 IP, 66 R (50 ER), 54 SO, 27 BB
- In his final two starts, pitched 12.2 innings without allowing an earned run (7 unearned), including a season-high 7 innings in a win on 6/21 at Augusta
- In his final month, posted a 1.05 WHIP and held batters to a .216 average across 33.1 IP

2012:

- Made his pro debut with Rookie-level Great Falls after the Chicago White Sox drafted him in the fourth round of the Draft
- Made 14 appearances (7 starts) in the Pioneer League...went 3-2, 4.34 ERA, 37.1 IP, 27 R, 18 ER, 31 SO, 16 BB
- Debuted on 6/29 at Billings, pitching 1 perfect inning with 1 strikeout
- Earned his first career win on 7/2 at Helena...1 IP, 0 R, 1 SO, 1 BB
- Went 3-0 with a 2.45 ERA (3 ER/11.0 IP) and 12 strikeouts over seven relief appearances, compared to 0-2 with a 5.13 ERA (15 ER/28.1 IP) and 19 strikeouts in seven starts.

Personal:

- Brandon Sean Michael Brennan
- Made 15 appearances (14 starts) with Orange Coast College as a sophomore, going 11-1 with a 1.25 ERA...led the team in IP (108.1), ERA, and tied for the team lead in wins
- Redshirted at Oregon as a freshman and transferred to OCC before the 2012 season
- Drafted by the Colorado Rockies in the 40th round of the 2010 Draft but did not sign
- Attended Capistrano Valley High School in Mission Viejo, CA

BRENNAN'S CAREER PLAYING RECORD

YEAR	TEAM	LG	W	ERA	G	GS	CG	SHO	SV	IP	H	R	ER	HR	HB	BB	SO	WP	BK
2012	Great Falls	PIO	3-2	4.34	14	7	0	0	0	37.1	44	27	18	2	2	16	31	5	1
2013	Kannapolis	SAL	4-9	5.53	15	15	0	0	0	81.1	99	66	50	7	3	27	54	8	1
2014	Great Falls	PIO	1-1	3.20	5	5	0	0	0	19.2	17	8	7	2	2	7	12	3	0
	Kannapolis	SAL	2-0	2.55	3	3	0	0	0	17.2	11	5	5	0	0	6	15	0	0
	Winston-Salem	CAR	2-0	2.93	6	6	0	0	0	30.2	32	11	10	1	1	12	22	1	0
2015	Winston-Salem	CAR	3-4	3.55	12	12	0	0	0	58.1	55	29	23	2	0	24	39	8	2
2016	Winston-Salem	CAR	1-4	4.54	7	7	2	1	0	37.2	44	19	19	1	1	11	24	3	0
	Birmingham	SOU	2-8	8.09	24	8	0	0	0	65.2	90	63	59	5	4	29	54	6	0
2017	Birmingham	SOU	2-2	5.36	28	0	0	0	9	42.0	47	28	25	1	2	20	39	9	0
	Charlotte	IL	0-0	3.06	14	0	0	0	6	17.2	16	6	6	0	1	9	16	2	0
2018	Birmingham	SOU	4-3	3.10	40	1	0	0	1	69.2	54	28	24	4	2	21	70	9	0
	Charlotte	IL	1-1	5.40	4	0	0	0	0	5.0	3	3	3	0	0	3	9	1	0
2019	AZL Mariners	AZL	0-1	0.00	1	1	0	0	0	1.0	1	3	0	0	0	1	3	2	0
	Tacoma	PCL	1-0	1.04	9	0	0	0	0	8.2	5	1	1	1	1	4	10	0	0
	SEATTLE	AL	3-6	4.56	44	0	0	0	0	47.1	34	25	24	6	0	24	47	6	0
2020	SEATTLE	AL	0-0	3.68	5	0	0	0	0	7.1	7	3	3	2	0	5	7	0	0
MLB Totals			3-6	4.45	49	0	0	0	0	54.2	41	28	27	8	0	29	54	6	0
Minor Lg Totals			26-35	4.57	182	65	2	1	16	492.1	518	297	250	26	19	190	398	57	4

J.T. CHARGOIS

RHP

BORN: 12/3/1990 IN SULPHUR, LA

ACQUIRED: SIGNED A MINOR LEAGUE CONTRACT WITH THE MARINERS ON FEB. 8, 2021

DRAFTED: DRAFTED BY MINNESOTA IN THE SECOND ROUND OF THE 2012 DRAFT (RICE)

HEIGHT: 6'3" **WEIGHT:** 200 **BATS:** SWITCH **THROWS:** RIGHT **AGE:** 30

AS OF OPENING DAY 2021



CHARGOIS' CAREER SUMMARY

Single-Game Career High...	IP	H	R	ER	HR	SO	BB
	2.2	5	6	6	1 (14x)	5 (6x)	3 (3x)
	8/11/16	4/13/15	7/12/15	7/12/15	8/25/19	7/4/19	6/5/18

2020:

- Spent the season with the Tohoku Rakuten Golden Eagles in the Japanese NPB Pacific League
- In 41 outings, went 0-3, 4.58 ERA, 35.1 IP, 18 ER, 25 SO, 21 BB, 2 HR

2019:

- Spent the season in the Los Angeles Dodgers organization...made 21 relief appearances with the Dodgers and 27 relief appearances with Triple-A Oklahoma City...combined 2-2 record, 4 saves, 54.0 IP, 28 R (25 ER), 65 SO, 21 BB, 7 HR
- In 21 appearances across two stints with Los Angeles, went 1-0, 6.33 ERA, 21.1 IP, 16 R (15 ER), 28 SO, 5 BB
- 13 of his 21 Major League appearances were scoreless outings, including 11 of his first 15
- Recalled by Los Angeles and first appeared on 4/9 at St. Louis...optioned back to Oklahoma City after 2 appearances
- In 27 appearances with Oklahoma City, went 1-2, 4 saves, 2.76 ERA, 32.2 IP, 12 R (10 ER), 37 SO, 16 BB
- His 2.76 ERA and .231 BAA were the lowest among OKC pitchers with at least 30 innings
- From 4/14-5/31, 15 of his 16 appearances with OKC were scoreless over 19.1 IP (0.93 ERA)

2018:

- Spent the season in the Los Angeles Dodgers organization...made 39 relief appearances with the Dodgers and 11 relief appearances with Triple-A Oklahoma City...combined 3-4 record, 2.85 ERA, 47.1 IP, 16 R (15 ER), 49 SO, 22 BB, 4 HR
- From June through the end of the season, posted a 1.69 ERA across both levels (26.2 IP, 5 ER)
- Made his first Opening Day MLB roster...in 39 outings over two stints with Los Angeles, went 2-4, 3.34 ERA, 13 R (12 ER), 40 SO, 15 BB, 4 HR, .222 BAA, 1.27 WHIP
- Posted a 1.35 ERA through his first 15 appearances from 3/29-5/8 (13.1 IP, 2 ER)
- Optioned to OKC on 5/23...recalled by the Dodgers on 6/30
- In 11 relief appearances with OKC, went 1-0, 1.80 ERA, 15.0 IP, 3 ER, 9 SO, 7 BB
- 8 of his 11 appearances with OKC were scoreless
- Placed on the 10-day IL with nerve irritation by the Dodgers on 8/21...activated on 9/24 and made one appearance in San Francisco before the end of the season (1 IP, 2 SO)
- Claimed off waivers by Los Angeles-NL from Minnesota on 2/23

2017:

- Spent the season in the Minnesota Twins organization...made 2 relief appearances with Triple-A Rochester in April
- Missed most of the season with a right elbow impingement (stress reaction)...placed on the IL on 4/28 and missed the rest of the year
- Pitched 2.2 scoreless innings, 1 H, 1 BB, SO, 1 save
- Improved to 37-for-37 in career save opportunities

2016:

- Spent the season in the Minnesota Twins organization...made 25 relief appearances, including his MLB debut, with the Twins, 28 relief appearances with Triple-A Rochester and 11 appearances with Double-A Chattanooga...combined for a 3-2 record, 16 saves, 2.45 ERA, 69.2 IP, 22 R (19 ER), 72 SO, 25 BB, 2 HR
- In 39 minor league appearances, posted a 1.35 ERA and was 16-for-16 on save opportunities, held opponents to a .203 avg and posted a 1.03 WHIP
- Started the season with Chattanooga...in 11 relief appearances, recorded 7 saves, 11.2 IP, 3 R (2 ER), 14 SO, 5 BB, .190 BAA, 1.11 WHIP...allowed 1 ER or fewer in every outing
- Promoted to Rochester on 5/10...in 28 appearances, went 2-1 with 9 saves, 1.29 ERA, 35.0 IP, 7 R (5 ER), 41 SO, 8 BB, 1 HR, .208 BAA, 1.00 WHIP
- Recalled by Minnesota on 6/10...made his Major League debut on 6/11 at Boston...0.2 IP, 5 ER, 2 BB, 1 HB...optioned back to Rochester following the game
- Recalled by Minnesota for the second time on 8/10...in 25 relief appearances, went 1-1, 4.70 ERA, 23.0 IP, 12 ER, 17 SO, 12 BB, 0 HR
- After getting recalled in Aug., allowed 7 ER over final 22.6 IP (2.78 ERA, lowering his MLB ERA from 13.50 to 4.70)

CHARGOIS (CONTINUED)

2016 (cont):

- His 16 saves ranked second among Twins farmhands behind Trevor Hildenberger (19 across Double-A, Adv. A)...his 1.35 ERA also trailed just Hildenberger (0.75) among Twins minor leaguers with 40 IP
- Improved to 36-for-36 in career save opportunities
- 2016 Futures Game Selection

2015:

- Spent the season in the Minnesota Twins organization...made 32 relief appearances with Double-A Chattanooga and 16 relief appearances with Adv. A Fort Myers...combined 2-1 record, 15 saves, 2.63 ERA, 48.0 IP, 20 R (14 ER), 53 SO, 25 BB, 1 HR, .212 BAA, 1.31 WHIP
- Did not allow a run in 21 of his first 22 appearances across both levels
- Improved to 20-for-20 in career save opportunities
- Started the season with Fort Myers...in 16 appearances, went 1-0, 4 saves, 2.40 ERA, 15.0 IP, 8 R (4 ER), 19 SO, 5 BB, 0 HR
- Promoted to Chattanooga on 5/26...In 32 relief appearances, went 1-1 with a 2.73 ERA, 11 saves, 33.0 IP, 12 R (10 ER), 55 SO, 13 BB, 2 HR
- Named a Florida State League Mid-Season All-Star with Fort Myers

2014:

- DNP (recovering from Tommy John surgery)

2013:

- DNP (recovering from Tommy John surgery)

2012:

- Made his pro debut in the Minnesota Twins organization after being selected in the second round of the Draft out of Rice University
- Made 12 relief appearances with Rookie-level Elizabethton...5 saves, 1.69 ERA, 16.0 IP, 4 R (3 ER), 22 SO, 5 BB, .182 BAA, 0.94 WHIP

Personal:

- Jon Thomas Chargois

CHARGOIS' CAREER PLAYING RECORD

YEAR	TEAM	LG	W	ERA	G	GS	CG	SHO	SV	IP	H	R	ER	HR	HB	BB	SO	WP	BK
2012	Elizabethton	APP	0-0	1.69	12	0	0	0	5	16.0	10	4	3	0	0	5	22	1	0
2015	Fort Myers	FSL	1-0	2.40	16	0	0	0	4	15.0	12	8	4	0	0	5	19	2	0
	Chattanooga	SOU	1-1	2.73	32	0	0	0	11	33.0	26	12	10	1	2	20	34	1	0
2016	Chattanooga	SOU	0-0	1.54	11	0	0	0	7	11.2	8	3	2	1	0	5	14	0	0
	Rochester	IL	2-1	1.29	28	0	0	0	9	35.0	27	7	5	1	0	8	41	6	0
	MINNESOTA	AL	1-1	4.70	25	0	0	0	0	23.0	25	12	12	0	1	12	17	3	0
2017	Rochester	IL	0-0	0.00	2	0	0	0	1	2.2	1	0	0	0	0	1	2	0	0
2018	Oklahoma City	PCL	1-0	1.80	11	0	0	0	0	15.0	13	3	3	0	0	7	9	1	0
	LOS ANGELES	NL	2-4	3.34	39	0	0	0	0	32.1	26	13	12	4	2	15	40	3	0
2019	Oklahoma City	PCL	1-2	2.76	27	0	0	0	4	32.2	27	12	10	3	1	16	37	2	0
	LOS ANGELES	NL	1-0	6.33	21	0	0	0	0	21.1	21	16	15	4	2	5	28	0	0
	MLB Totals		4-5	4.58	85	0	0	0	0	76.2	72	41	39	8	5	32	85	6	0
	Minor Lg Totals		6-4	2.07	139	0	0	0	41	161.0	124	49	37	6	3	67	178	13	0

TACOMA PLAYERS WHO HAVE LED THE PCL IN HOME RUNS

YR	PLAYER	HR
1968.....	Clarence Jones	24
1971.....	Adrian Garrett.....	43
1976.....	Bob Gorinski.....	28



JORDAN COWAN

INF

BORN: 04/13/1995 IN SEATTLE, WA
RESIDES: PEORIA, AZ

DRAFTED:: SELECTED BY SEATTLE IN THE 37TH ROUND OF THE 2013 DRAFT (KENTLAKE HS)

HEIGHT: 6'0 **WEIGHT:** 160 **BATS:** LEFT **THROWS:** RIGHT **AGE:** 26

AS OF FEBRUARY 2021

COWAN'S CAREER SUMMARY

Single-Game Career High...	R	H	2B	3B	HR	RBI	SB
	3 (8x) 4/11/19	4 (2x) 5/20/17	2 (5x) 8/10/19	1 (8x) 8/10/17	2 8/24/16	5 8/24/16	3 8/26/19

2020:

- DNP (COVID-19 pandemic)

2019:

- Spent the season with Double-A Arkansas, hitting .264 with 2 HR, 33 RBI, 17 SB in 124 games
- His .345 OBP ranked 13th in the Texas League and his .264 AVG ranked 16th
- Ranked among the top-20 in the Texas League in OBP (.345; 13th), hits (116; 13th), AVG (.264; 16th), BB (53; 6th) and SB (17; 12th)

2018:

- Missed nearly four months recovering from a torn labrum in his right shoulders...appeared in 7 games with AZL Mariners on a rehab assignment
- Played 20 games with Modesto from Aug. 10-Sept. 3, hitting .284 with 8 RBI, 12 R and 1 SB

2017:

- Spent the season with Adv. A Modesto, hitting .271 with 2 HR, 39 RBI, 67 R, 24 XBH, 18 SB in 121 games
- Ranked top-20 in the California League in hits (127; 16th), BB (50; T8th), R (67; T17th) and SB (18, 10th)
- Reached base safely in 99 of 120 games (w/AB) with Modesto...earned the Edgar Martinez PTPA (Productive Team Plate Appearance) Award...season-high 17-game hitting streak, July 24-Aug. 10 (.392)...reached base safely in a season-high 22 straight games, July 17-Aug. 10 (.354)

2016:

- Began the season on the IL with a dislocated right shoulder...his season began on June 17 with Short Season-A Everett...hit .370 with 1 HR, 6 RBI, 3 SB, 10 R in 12 games before being promoted to Adv. A Bakersfield on July 2
- Hit .306 with 3 HR, 21 RBI, 3 SB, 25 R in 43 games with Bakersfield...hit safely in 13 of the last 15 games of the season

2015:

- Spent most of the season with Everett, playing 57 games and hitting .254 with 1 HR, 19 RBI, 28 R and 12 SB
- Played 6 games with Bakersfield and 8 with Double-A Jackson, going 13-for-45 (.289) across both levels...hit .375 (9-for-24) with Bakersfield, scoring 4 runs in 6 ... went 4-for-21 (.190) at Jackson and collected 2 RBI
- Played for the Adelaide Bite in the Australian Baseball League, hitting .292 in 25 games

2014:

- Spent the season with Everett, hitting .231 with 1 HR, 11 RBI, 24 R, 2 SB in 63 games

2013:

- Began his pro career with AZL Mariners on June 21, collecting his first hit in his debut...played 42 games, hitting .262 (39-for-149) with 13 RBI and scored 26 runs...7 doubles, 2 triples, 3 SB
- Played 2 games with Rookie-level Pulaski, going 1-for-8 with 1 run and 1 BB

Personal:

- Jordan D. Cowan
- Selected in the 37th round of the 2013 Draft out of Kentlake (WA) High School
- Born in Covington, WA

COWAN'S CAREER PLAYING RECORD

YEAR TEAM	LG	AVG	G	AB	R	H	2B	3B	HR	RBI	BB	SO	SB	CS	OBP	SLG	HP	SAC	SF
2013 AZL Mariners	AZL	.262	42	149	26	39	7	2	0	13	15	26	3	5	.331	.336	1	1	1
Pulaski	APP	.125	2	8	1	1	0	0	0	0	1	1	0	0	.222	.125	0	0	0
2014 Everett	NWL	.231	63	216	24	50	6	1	1	11	19	36	2	6	.295	.282	1	8	1
2015 Jackson	SL	.190	8	21	1	4	0	0	0	2	3	6	0	0	.292	.190	0	2	0
Bakersfield	CAL	.375	6	24	4	9	2	0	0	2	1	3	0	1	.400	.458	0	2	0
Everett	NWL	.254	57	197	28	50	11	2	1	19	25	38	12	9	.344	.345	2	9	0
2016 Everett	NWL	.370	12	46	10	17	4	0	1	6	8	6	3	0	.473	.522	1	2	0
Bakersfield	CAL	.306	43	170	25	52	6	1	3	21	14	32	3	3	.357	.406	0	2	1
2017 Modesto	CAL	.271	121	468	67	127	20	2	2	39	50	88	18	5	.345	.335	4	8	3
2018 AZL Mariners	AZL	.423	7	26	2	11	0	0	0	5	2	5	0	0	.464	.423	0	0	0
Modesto	CAL	.284	20	74	12	21	4	0	0	8	7	16	1	0	.345	.338	1	2	2
2019 Arkansas	TEX	.264	124	440	49	116	13	0	2	33	53	85	17	4	.345	.307	4	3	4
Minor Lg Totals		.270	505	1839	249	497	73	8	10	159	198	342	59	33	.344	.335	14	39	12

FRONT OFFICE

CHENEY STADIUM

COACHES/STAFF

2021 RAINIERS

2019 SEASON REVIEW

OPPONENTS

HISTORY & RECORDS

MEDIA & MISC.



ROBERT DUGGER

RHP

BORN: 7/3/1995 IN TUCSON, AZ

ACQUIRED: CLAIMED OFF WAIVERS FROM MIAMI ON DEC. 7, 2020

DRAFTED: SELECTED BY SEATTLE IN THE 18TH ROUND OF THE 2016 DRAFT (TEXAS TECH)

HEIGHT: 6'0" **WEIGHT:** 198 **BATS:** RIGHT **THROWS:** RIGHT **AGE:** 25

AS OF OPENING DAY 2021

DUGGER'S CAREER SUMMARY

Single-Game Career High...	IP	H	R	ER	HR	SO	BB
	8.0	11	8 (3x)	8 (2x)	3 (3x)	12	5 (2x)
	8/26/18	6/7/18	8/11/19	7/11/19	8/11/19	5/13/19	4/4/19

2020:

- Spent the season with the Miami Marlins...made 4 appearances (1 start) and did not register a decision...12.66 ERA, 10.2 IP, 16 R (15 ER), 4 SO, 3 BB, 5 HR
- Made his lone start in his first appearance of the year at Philadelphia on 7/26...3.1 IP, 6 H, 5 R (4 ER)
- Made his longest relief appearance of the season on 9/11 vs. Philadelphia...4.0 IP, 2 ER, 2 SO
- On the IL from 8/4-29 during a Marlins team COVID-19 outbreak
- Optioned to the Alternate Training Site in Jupiter, FL three times between 9/4 and 9/21
- Claimed off waivers by Seattle on 12/7...designated for assignment by the Mariners on 2/19/21 and sent outright to Triple-A Tacoma on 2/22/21

2019:

- Spent the season in the Miami Marlins organization...made 7 starts with the Marlins, 10 starts with Triple-A New Orleans and 13 starts with Double-A Jacksonville...combined for an 8-14 record, 5.29 ERA, 158.1 IP, 106 R (93 ER), 147 SO, 55 BB, 24 HR
- Started the season with Jacksonville...in 13 starts, went 6-6, 3.31 ERA, 70.2 IP, 31 R (26 ER), 73 SO, 21 BB, 6 HR, .219 BAA, 1.10 WHIP
- During his time in Jacksonville, ranked top-5 among Southern League pitchers in wins (T-3rd), strikeouts (4th), innings (2nd), BAA (5th)...ranked top-10 in ERA (9th) and WHIP (7th)
- Promoted to New Orleans on 6/20...in 10 starts, went 2-4, 7.59 ERA, 53.1 IP, 49 R (45 ER), 49 SO, 17 BB, 12 HR
- Made a spot start (MLB debut) with Miami on 8/5 before being returned to New Orleans, recalled again on 8/28 and finished the season with the Marlins
- Took the loss in his MLB debut on 8/5 at New York-NL...5.0 IP, 6 ER, 3 SO, 4 BB, 2 HR
- In 7 starts with Miami, went 0-4, 5.77 ERA, 34.1 IP, 26 R (22 ER), 25 SO, 17 BB, 6 HR, .254 BAA
- Made quality starts in 5 of 6 appearances between New Orleans and Miami from 8/17-9/14 with a 2.55 ERA (35.1 IP, 10 ER)...allowed 2 or fewer earned runs in all 6 starts
- Named a Southern League Mid-Season All-Star with Jacksonville
- Earned Southern League Pitcher of the Week for May 13-19...2-0, 1.93 ERA, 14.0 IP, 17 SO, 2 BB

2018:

- Spent the season in the Miami Marlins organization...made 18 starts for Double-A Jacksonville and 7 starts for Adv. A Jupiter...combined for a 10-7 record, 3.40 ERA, 3 CG, 2 SHO, 150.2 IP, 68 R (57 ER), 141 SO, 43 BB, 15 HR, .247 BAA, 1.21 WHIP
- Started the season with Jupiter...in 7 starts, went 3-1, 2.40 ERA, 41.1 IP, 14 R (11 ER), 34 SO, 7 BB, 2 HR
- Promoted to Jacksonville on 5/18...in 18 starts, went 7-6, 3.79 ERA, 3 CG, 2 SHO, 109.1 IP, 54 R (46 ER), 107 SO, 36 BB, 13 HR
- Named a Florida State League Mid-Season All-Star with Jupiter
- Made a career-high 14 quality starts, including 10 with Jacksonville and 4 with Jupiter...7 straight quality starts to end his season, including two complete game shutouts
- Recorded the first two complete game shutouts of his career, both 7 innings...at Mobile on 7/30 (3 H, 1 BB, 4 SO) and vs. Mississippi on 9/1 (1 H, 1 BB, 2 HB, 9 SO)

2017:

- Spent the season in the Seattle Mariners organization, making 9 starts for Adv. A Modesto and 22 appearances for Single-A Clinton, including 9 starts...combined to go 6-6 with a 2.75 ERA, 1 CG, 2 saves, 117.2 IP, 44 R (36 ER), 116 SO, 32 BB, 8 HR
- Started the season with Clinton...in 22 appearances (9 starts), went 4-1, 2.00 ERA, 1 CG, 2 saves, 72.0 IP, 19 R (16 ER), 69 SO, 16 BB, .206 BAA, 0.99 WHIP
- Promoted to Modesto on 7/18...in 9 starts, went 2-5, 3.94 ERA, 45.2 IP, 25 R (20 ER), 47 SO, 16 BB
- Named a Midwest League Mid-Season All-Star with Clinton
- Traded to the Miami Marlins along with Christopher Torres and Nick Neidert in exchange for Dee Strange-Gordon and international bonus pool money on 12/7

DUGGER (CONTINUED)

2016:

- Made his pro debut in the Mariners organization after being selected in the 18th round of the Draft out of Texas Tech University...Made 2 relief appearances for Tacoma, 6 starts for Short Season-A Everett and 4 relief appearances for AZL Mariners...combined for a 2-1 record, 4.62 ERA, 2 saves, 39.0 IP, 22 R (20 ER), 38 SO, 11 BB, 5 HR
- Started the season with AZL Mariners...in 4 relief appearances, recorded 2 saves, 1.04 ERA, 8.2 IP, 6 H, 1 ER, 9 SO, 1 BB, 0.81 WHIP
- Reassigned to Tacoma on 7/28...did not register a decision in 2 appearances...4.0 IP, 3 ER, 5 H, 4 SO, 0 BB
- Reassigned to Everett on 8/5...in 6 starts, went 2-1, 5.47 ERA, 26.1 IP, 18 R (16 ER), 25 SO, 10 BB, 5 HR
- Made his longest start of the season on 8/29 at Boise...6.0 IP, 3 H, 0 R, 4 SO, 2 BB

Personal:

- Robert Lee Dugger
- Attended Texas Tech University after two years at Cisco Junior College
- Member of the National Honors Society and Academic All-State Honoree at Tomball (TX) High School

DUGGER'S CAREER PLAYING RECORD

YEAR TEAM	LG	W	ERA	G	GS	CG	SHO	SV	IP	H	R	ER	HR	HB	BB	SO	WP	BK
2016 AZL Mariners	AZL	0-0	1.04	4	0	0	0	2	8.2	6	1	1	0	1	1	9	0	0
Everett	NWL	2-1	5.47	6	6	0	0	0	26.1	25	18	16	5	2	10	25	2	0
Tacoma	PCL	0-0	6.75	2	0	0	0	0	4.0	5	3	3	0	0	0	4	0	0
2017 Clinton	MWL	4-1	2.00	22	9	1	0	2	72.0	55	19	16	4	0	16	69	3	0
Modesto	CAL	2-5	3.94	9	9	0	0	0	45.2	49	25	20	4	1	16	47	3	1
2018 Jupiter	FSL	3-1	2.40	7	7	0	0	0	41.1	40	14	11	2	1	7	34	2	0
Jacksonville	SOU	7-6	3.79	18	18	3	2	0	109.1	100	54	46	13	5	36	107	1	0
2019 Jacksonville	SOU	6-6	3.31	13	13	0	0	0	70.2	57	31	26	6	7	21	73	1	0
New Orleans	PCL	2-4	7.59	10	10	0	0	0	53.1	74	49	45	12	3	17	49	2	0
MIAMI	NL	0-4	5.77	7	7	0	0	0	34.1	33	26	22	6	5	17	25	2	0
2020 MIAMI	NL	0-0	12.66	4	1	0	0	0	10.2	21	16	15	5	0	3	4	1	0
MLB Totals		0-4	7.40	11	8	0	0	0	45.0	54	42	37	11	5	20	29	3	0
Minor Lg Totals		26-24	3.84	91	72	4	2	4	431.1	411	214	184	46	20	124	417	14	1



JUSTIN DUNN

RHP

BORN: 09/22/1995 IN FREEPORT, NY
RESIDES: LAUDERHILL, FL

ACQUIRED: TRADE WITH NEW YORK-NL ON 12/3/18; ALONG WITH BRUCE, SWARZAK, BAUTISTA, KELENIC FOR CANO, DIAZ & CASH

DRAFTED: SELECTED BY NEW YORK-NL IN THE FIRST ROUND (19TH) OF THE 2016 DRAFT

HEIGHT: 6'2" **WEIGHT:** 185 **BATS:** RIGHT **THROWS:** RIGHT **AGE:** 25

AS OF OPENING DAY 2021

DUNN'S CAREER SUMMARY

Single-Game Career High...	IP	H	R	ER	HR	K	BB
	7.2	10 (2x)	8 (2x)	8	2 (8x)	10 (2x)	5 (6x)
	7/3/18	6/7/19	8/24/18	8/24/18	9/20/20	6/24/18	9/13/20

2020:

- Spent the season with the Seattle Mariners...in 10 starts, went 4-1, 4.34 ERA, 45.2 IP, 23 R (22 ER), 38 SO, 31 BB, 10 HR, .189 BAA, 1.36 WHIP
- Earned his first MLB win on 8/10 at Texas...6.0 IP, 2 R, 7 H, 3 BB, 2 SO
- Pitched at least 5.0 innings at 6 of 10 starts, including 5 of his last 6...pitched 6.0 innings four times
- Went 2-0 with a 1.00 ERA (2 ER, 18.0 IP) over 3 starts from 8/23-9/6, limiting opponents to a .102 BAA
- Became the first Mariners pitcher in club history to record back-to-back outings with at least 6.0 IP and 1 hit or fewer allowed
- Limited opponents to a .189 BAA...among pitchers with at least 45.0 IP, ranked 5th in the AL
- Only 7 of his 31 walks scored runs
- Recorded 4 quality starts, T-2nd in the Majors among rookie pitchers...trailed only teammate Justus Sheffield (6)

2019:

- Made 25 starts with Double-A Arkansas and 4 starts with the Mariners, including his MLB debut...combined to go 4-1, 52.1 IP, 25 R (24 ER), 43 SO, 40 BB, 10 HR
- Started the season with Arkansas...in 25 starts, went 9-5, 3.55 ERA, 131.2 IP, 62 R (52 ER), 158 SO, 39 BB, 13 HR, .236 BAA, 1.19 WHIP
- Made 9 quality starts, including three straight from 7/12-25 where he pitched 20 innings with 3 ER (1.35 ERA)
- Among Mariners minor leaguers with at least 100 IP, ranked 3rd in K/9 (10.8), 5th in WHIP, and 5th in H/9 (8.1)
- In 4 starts with Seattle, did not record a decision...2.70 ERA, 6.2 IP, 2 H, 2 ER, 5 SO, 9 BB, 0 HR, .105 BAA, 1.65 WHIP
- Made his MLB debut on 9/12 vs. Cincinnati...0.2 IP, 2 ER, 5 BB
- Named a Texas League Mid-Season and Post-Season All-Star...led the Texas League in wins (9), strikeouts (158) and WHIP (1.19)...was 2nd in BAA (.236), T-3rd in starts (25), 4th in ERA (3.55) and 4th in IP (131.2)
- Selected to the AL Futures Game roster...struck out 1 in a scoreless inning

2018:

- Spent the season in the New York Mets organization...made 15 starts for Double-A Birmingham and 9 starts for Adv. A St. Lucie...combined for an 8-8 record, 3.59 ERA, 135.1 IP, 66 R (54 ER), 156 SO, 52 BB, 9 HR, .253 BAA, 1.33 WHIP
- Started the season with St. Lucie...in 9 starts, went 2-3, 2.36 ERA, 45.2 IP, 17 R (12 ER), 51 SO, 15 fBB, 2 HR, .243 BAA, 1.27 WHIP
- Started his season with 10 scoreless innings over back-to-back 5.0-inning outings...allowed 2 or fewer earned runs in each of his first 6 starts and 9 of his first 10
- Was T-6 in FSL with 51 strikeouts following his last start on 6/4
- Promoted to Birmingham on 6/10...in 15 starts, went 6-5 with a 4.22 ERA, 89.2 IP, 49 R (42 ER), 105 SO, 37 BB, 7 HR, .258 BAA, 1.36 WHIP
- During his time with Birmingham, led the Eastern League with 105 srikeouts, and ranked top-10 in starts (T-2nd), IP (4th) and BAA (7th)
- Ranked 4th among Mets minor leaguers with 135.1 IP and 24 starts
- Mets Sterling Organizational Pitcher of the Year...Ranked No. 4 (*MLB.com*) and No. 5 (*Baseball America*) Mets prospect after the season
- MiLB.com Organizational All-Star
- Placed on the IL on 5/2...activated on 5/14
- Traded along with OF Jay Bruce, RHP Anthony Swarzak, RHP Gerson Bautista, and OF Jarred Kelenic to the Seattle Mariners in exchange for 2B Robinson Cano, RHP Edwin Diaz and cash on 12/3/18

2017:

- Spent the season in the New York Mets organization...made 20 appearances (16 starts) with Adv. A St. Lucie...5-6 record, 5.00 ERA, 95.1 IP, 66 R (53 ER), 75 SO, 48 BB, 5 HR, .273 BAA, 1.56 WHIP
- Made three quality starts...pitched a season-high 6.0 innings four times
- Placed on the 7-day IL on 8/17 and missed the remainder of the season

FRONT OFFICE

CHENEY STADIUM

COACHES/STAFF

2021 RAINIERS

2019 SEASON REVIEW

OPPONENTS

HISTORY & RECORDS

MEDIA & MISC.

DUNN (CONTINUED)**2016:**

- Made his pro debut after the New York Mets drafted him 19th overall in the 2016 Draft out of Boston College
- Made 11 appearances (8 starts) with Short Season-A Brooklyn...1-1, 1.50 ERA, 30.0 IP, 11 R (5 ER), 35 SO, 10 BB, 1 HR, .227 BAA, 1.17 WHIP

Personal:

- Justin Warren Dunn
- Graduated from The Gunnery (CT)
- Drafted by the Los Angeles Dodgers in the 37th round of the 2013 Draft but did not sign...played 3 seasons at Boston College
- Third-Team All-American (*Baseball America*) in 2016

DUNN'S CAREER PLAYING RECORD

YEAR TEAM	LG	W	ERA	G	GS	CG	SHO	SV	IP	H	R	ER	HR	HB	BB	SO	WP	BK
2016 Brooklyn	NYP	1-1	1.50	11	8	0	0	0	30.0	25	11	5	1	5	10	35	2	0
2017 St. Lucie	FSL	5-6	5.00	20	16	0	0	0	95.1	101	66	53	5	7	48	75	13	0
2018 St. Lucie	FSL	2-3	2.36	9	9	0	0	0	45.2	43	17	12	2	3	15	51	2	0
Binghamton	EL	6-5	4.22	15	15	0	0	0	89.2	85	49	42	7	4	37	105	6	0
2019 Arkansas	TL	9-5	3.55	25	25	0	0	0	131.2	118	62	52	13	9	39	158	9	1
SEATTLE	AL	0-0	2.70	4	4	0	0	0	6.2	2	2	2	0	0	9	5	0	0
2020 SEATTLE	AL	4-1	4.34	10	10	0	0	0	45.2	31	23	22	10	2	31	38	0	0
MLB Totals		4-1	4.13	14	14	0	0	0	52.1	33	25	24	10	2	40	43	0	0
Minor Lg Totals		23-20	3.76	80	73	0	0	0	392.1	372	205	164	28	28	149	424	32	1

TACOMA AFFILIATE RECORDS 1960-PRESENT

Year	Team	Affiliate	Record	Pct.
1960-65	Giants	San Francisco	486-436	.527
1966-71	Cubs	Chicago (NL)	410-466	.468
1972-77	Twins	Minnesota	422-441	.489
1978	Yankees	New York (AL)	80-57	.584
1979-80	Tugs/Tigers	Cleveland	148-147	.502
1981-94	Tigers	Oakland	975-1011	.491
1995-2020	Rainiers	Seattle	1802-1768	.505
1960-2020 (61 Seasons)			4335-4324	.501



NICK DURON

RHP

BORN: 1/30/1996 IN SALINAS, CA

ACQUIRED: SIGNED AS A MINOR LEAGUE FREE AGENT ON JUNE 8, 2019

DRAFTED: SELECTED BY THE BOSTON RED SOX IN THE 31ST ROUND OF THE 2015 DRAFT (CLARK CC)

HEIGHT: 6'4" **WEIGHT:** 200 **BATS:** RIGHT **THROWS:** RIGHT **AGE:** 25

AS OF OPENING DAY 2021

DURON'S CAREER SUMMARY

Single-Game Career High...	IP	H	R	ER	HR	K	BB
	5.0 (8x)	7 (2x)	7	6	2 (2x)	6 (2x)	3 (4x)
	5/7/18	5/12/18	4/26/18	4/8/18	4/8/18	5/7/18	8/13/19

2020:

- DNP (COVID-19 pandemic)

2019:

- Signed with the Mariners as a minor league free agent on 6/8...made 25 relief appearances with Adv. A Modesto...3-1 record, 2 saves, 2.23 ERA, 36.1 IP, 13 R (9 ER), 51 SO, 17 BB, 1 HR, .228 BAA
- Made season debut on 5/12 vs. Stockton
- Struck out at least 1 batter in 23 of 25 appearances...12.63 K/9
- 15 of 17 appearances from 6/14-7/10 were scoreless, going 2-1 with 1 save and a 0.71 ERA (25.1 IP, 2 ER)
- Began the year with the Boston Red Sox organization and was released on 3/28...re-signed with Mariners on 9/20

2018:

- Spent the season in the Boston Red Sox organization...made 6 starts with Single-A Greenville and 4 relief appearances with GCL Red Sox
- Started the season with Greenville...in 6 starts, went 0-5, 7.92 ERA, 25.0 IP, 24 R (22 ER), 23 SO, 9 BB, 4 HR
- Struck out at least 3 batters in all 6 starts at Single-A
- Placed on the IL with right biceps inflammation on 6/23
- Made a rehab appearance with GCL Red Sox on 6/27 before being sidelined again...made three more rehab appearances from 8/6-14...0-1, 4.91 ERA, 3.2 IP, 3 R (2 ER), 1 SO, 1 BB

2017:

- Spent the season in the Boston Red Sox organization...made 13 appearances (12 starts) with Short Season-A Lowell...3-5 record, 3.35 ERA, 53.2 IP, 21 R (20 ER), 36 SO, 16 BB, 3 HR, .221 BAA, 1.10 WHIP

2016:

- DNP (right UCL injury)

2015:

- Made his pro debut after being drafted by the Boston Red Sox in the 31st round of the Draft out of Clark college
- Made 14 relief appearances with GCL Red Sox...2-1 record, 2 saves, 26.1 IP, 5 ER, 28 SO, 5 BB, 1 HR, .200 BAA, 0.95 WHIP
- Earned first pro win on 7/31 at GCL Twins...3.0 IP, 1 H, 4 SO

Personal:

- Nicholas Gregory Duron
- Graduated from Tigard (OR) High School in 2014
- Spent 2015 with Clark College in Vancouver, WA

DURON'S CAREER PLAYING RECORD

YEAR TEAM	LG	W	ERA	G	GS	CG	SHO	SV	IP	H	R	ER	HR	HB	BB	SO	WP	BK	
2015	GCL Red Sox	GCL	2-1	1.71	14	0	0	0	2	26.1	20	5	5	1	1	5	28	0	1
2017	Lowell	NYP	3-5	3.35	13	12	0	0	0	53.2	43	21	20	3	0	16	36	4	0
2018	GCL Red Sox	GCL	0-1	4.91	4	0	0	0	0	3.2	5	3	2	0	0	1	1	0	0
	Greenville	SAL	0-5	7.92	6	6	0	0	0	25.0	37	24	22	4	3	9	23	2	1
2019	Modesto	CAL	3-1	2.23	25	0	0	0	2	36.1	31	13	9	1	1	17	51	3	0
Minor Lg Totals			8-13	3.60	62	18	0	0	4	145.0	136	66	58	9	5	48	139	9	2

FRONT OFFICE

CHENEY STADIUM

COACHES/STAFF

2021 RAINIERS

2019 SEASON REVIEW

OPPONENTS

HISTORY & RECORDS

MEDIA & MISC.

ERIC FILIA

OF

BORN: 07/06/1992 IN CARLSBAD, CA
RESIDES: HUNTINGTON BEACH, CA

DRAFTED: SELECTED BY SEATTLE IN THE 20TH ROUND OF THE 2016 DRAFT (UCLA)

HEIGHT: 6' 0" **WEIGHT:** 189 **BATS:** LEFT **THROWS:** RIGHT **AGE:** 28

AS OF OPENING DAY 2020

FILIA'S CAREER SUMMARY

Single-Game

Career High...	R	H	2B	3B	HR	RBI	SB
	4	5 (2x)	2 (9x)	1 (7x)	1 (13x)	5	2
	8/27/16	6/1/18	7/25/18	8/15/18	8/31/19	6/1/18	7/13/16

2020:

- DNP (COVID-19 pandemic)

2019:

- Appeared in 35 games with Triple-A Tacoma after being reinstated from the Restricted List on 7/25...served a 100-game suspension for violating the Minor League Drug Prevention and Treatment Program policy for the third time
- Season began on 7/25 and slashed .331/.450/.488 with 2 HR, 13 RBI, 24 R
- Had 13 multi-hit games and ended the game on a 7-game hitting streak (15-for-26), raising his average from .263 to .331

2018:

- In 79 games with Double-A Arkansas, hit .274 (81x296) with 44 runs, 14 doubles, 1 triple, 2 home runs, 38 RBI and 44 walks
- Hit .414 (24x58) over a 14-game hit streak, May 30-June 16...reached base safely in 21 straight games, May 30-June 29...hit .355 (27x76) with 35 RBI with RISP and .406 (13x32) with 17 RBI with RISP and 2 outs.

2017:

- Logged time in 128 games with Advanced-A Modesto...hit .326 (160x491) with 63 R, 28 2B, 5 3B, 5 HR, 59 RBI, and 9 SB...set career-high marks in games played, runs, hits, doubles, triples, home runs, RBI, and walks.
- Finished the year leading the California League in walks (65) and on-base percentage (.407)...ranked among the league leaders in batting average (third, .326), games (fifth, 128), and hits (fifth, 160)...posted lowest PA/K ratio in the league at 12.60 (min. 2.7 PA/league games).
- Posted second-best batting average (.326) among all Seattle minor league players.
- Selected to California League Post-Season All-Star team.
- Named California League Player of the Week for Aug. 28 – Sept. 4, final week of the season...played in seven games and recorded a hit in each contest, hitting .607 (17x28) with 4 R, 5 2B, 2 HR, and 6 RBI.
- Posted a season-best 12-game hitting streak from June 15-29...hit .389 (21x54) with 5 R, 4 2B, 2 HR, and 11 RBI over that stretch.
- Named MiLB.com Organizational All-Star following the conclusion of the year.
- Played in 22 games for Peoria in the Arizona Fall League, hitting .408 (31x76) with 15 R, 4 2B, 4 3B, 1 HR, and 13 RBI.
- Honored with Arizona Fall League All-Prospect Team selection.

2016:

- Spent majority of first professional season with short-season Everett (68 G), while also logging one game with Tacoma...combined to hit .360 (89x247) with 44 R, 19 2B, 1 3B, 4 HR, 46 RBI, and 10 SB.
- While with Everett (two stints), hit .362 (89x246) with 43 R, 19 2B, 1 3B, 4 HR, 46 RBI, and 10 SB.
- Named Northwest League Most Valuable Player following the season after winning the circuits batting title.
- Selected to Northwest League Mid- and Post-Season All-Star teams...started in right field for the NW League in the all-star game, going 2-for-3 with 1 R, 2 RBI, and 1 SB.
- Led the Northwest League in batting average (.362), hits (89), on-base percentage (.450), and total bases (122)...also ranked among the league leaders in games (second, 68), RBI (T-first, 46), doubles (second, 19), slugging percentage (second, .496), and walks (fourth, 39).
- Notched a career-high five hits on August 27 against Vancouver (5x5, 4 R, 2 2B).
- Named Northwest League Player of the Month for August after leading the circuit in batting average (.424), hits (42), runs (24), doubles (10), and on-base percentage (.500) during the month.
- Posted season-long nine-game hitting streak from August 26 – the end of the season...hit .548 (23x42) with 9 R, 8 2B, and 12 RBI over that stretch.
- Hit .438 (7x16) with 1 R, 2 2B, 4 RBI, 4 BB, and 2 SB across five games for Everett in the Northwest League playoffs.
- Transferred to Tacoma on September 5 and played one game for the Rainiers that same day against Reno (0x1,

FILIA (CONTINUED)

2016 (cont):

- R, BB).
- Named to MiLB.com Organizational All-Star team following the season.

Personal:

- Eric Robert Filia
- Attended UCLA and played baseball for the Bruins from 2012-16...missed 2014 season due to injury...also missed the 2015 season...selected to All-Pac-12 team as a senior in 2016...posted a career batting average of .280 (155x554) with 90 R, 27 2B, 3 3B, 4 HR, 81 RBI, and 23 SB.
- Graduated from Edison High School in Huntington Beach, CA in 2011...competed with Babe Ruth gold medal team at Tournament of Stars in Cary, NC...named to Team USA National Team trial quad in both 2009 and 2010.

FILIA'S CAREER PLAYING RECORD

YEAR TEAM	LG	AVG	G	AB	R	H	2B	3B	HR	RBI	BB	SO	SB	CS	OBP	SLG	HP	SAC	SF
2016 Tacoma	PCL	.000	1	1	1	0	0	0	0	0	1	0	0	0	.500	.000	0	0	0
Everett	NWL	.362	68	246	43	89	19	1	4	46	39	19	10	5	.450	.496	3	1	3
2017 Modesto	CAL	.326	128	491	63	160	28	5	5	59	65	45	9	6	.407	.434	6	0	5
2018 Arkansas	TEX	.274	79	296	44	81	14	1	2	38	44	30	1	0	.371	.348	3	0	2
2019 Tacoma	PCL	.331	35	121	24	40	13	0	2	13	25	15	0	0	.450	.488	3	0	2
Minor Lg Totals		.320	311	1155	175	370	74	7	13	156	174	109	20	11	.412	.430	15	1	12



AARON FLETCHER

LHP

BORN: 2/25/1996 IN GENESEO, IL
RESIDES: HOUSTON, TX

ACQUIRED: TRADE WITH WASHINGTON: ALONG WITH TAYLOR GUILBEAU, ELVIS ALVARADO FOR ROENIS ELIAS AND HUNTER STRICKLAND

DRAFTED: SELECTED BY WASHINGTON IN THE 14TH ROUND OF THE 2018 DRAFT (HOUSTON)

HEIGHT: 6'0" **WEIGHT:** 220 **BATS:** LEFT **THROWS:** LEFT **AGE:** 25

AS OF OPENING DAY 2021

FLETCHER'S CAREER SUMMARY

Single-Game Career High...

IP	H	R	ER	HR	K	BB
3.1	6 (2x)	4 (3x)	4 (2x)	1 (2x)	5 (4x)	3
7/2/19	9/3/18	8/29/20	8/29/20	8/29/20	7/2/19	7/15/19

2020:

- Made his MLB debut with Seattle...in 6 relief appearances, recorded 1 hold...12.46 ERA, 4.1 IP, 6 ER, 7 SO, 7 BB
- Had his contract selected by the Mariners on 8/21...debuted vs. Texas on 8/22...1.0 IP, 1 SO
- Each of his first three appearances (2.1 IP) and 4 of his 6 outings were scoreless
- Recorded a season-high 3 strikeouts in 1.0 IP at San Francisco on 9/9, his final appearance of the season
- Spent part of the season at the Alternate Training Site in Tacoma

2019:

- Started his season with the Washington Nationals organization and was traded to Seattle along with RHP Elvis Alvarado and LHP Taylor Guilbeau in exchange for RHP Hunter Strickland and LHP Roenis Elias on 7/31
- Across four minor league levels, made 41 relief appearances and combined for a 5-4 record, 2.09 ERA, 1 save, 73.1 IP, 29 R (17 ER), 84 SO, 18 BB, 1 HR, 0.93 WHIP, .192 BAA
- Ranked T-15th in WHIP among minor leaguers with at least 70.0 IP...2nd among Mariners farmhands (Reggie McClain, 0.91)
- Started the season with Single-A Hagerstown...in 15 relief appearances, went 2-3, 1.61 ERA, 28.0 IP, 14 R (5 ER), 28 SO, 5 BB, .149 BAA, 0.68 WHIP...had a 1.19 ERA through his first 12 appearances from 4/6-5/15 (22.2 IP, 3 ER)
- Promoted to Adv. A Potomac on 5/29...in 12 relief appearances, went 3-1, 1.38 ERA, 26.0 IP, 7 R (4 ER), 32 SO, 8 BB, 1 HR, .165 BAA, 0.88 WHIP
- After allowing 4 ER in his Adv. A debut, made 11 straight scoreless appearances before being promoted to Double-A Harrisburg on 7/18
- In 5 relief appearances with Harrisburg, recorded 1 hold...4.26 ERA, 6.1 IP, 3 ER, 9 SO, 2 BB...3 of his 5 appearances were scoreless
- Made his Mariners organization debut with Double-A Arkansas on 8/2 vs. Springfield...1.0 IP, 1 H, 3 SO
- In 9 relief appearances with Arkansas, recorded 5 holds...3.46 ERA, 13.0 IP, 5 ER, 15 SO, 3 BB, .275 BAA
- Each of his first 7 appearances with Arkansas were scoreless...allowed all 5 ER over his final 2 outings, but had a 1.62 ERA at Double-A on 8/23
- Made 8 appearances, all scoreless, with Peoria in the Arizona Fall League...15 SO, 1 BB
- Named to the Arizona Fall League Rising Stars Team

2018:

- Made his pro debut after being selected by the Washington Nationals in the 14th round of the 2018 Draft...Made 12 appearances (7 starts) with Short Season-A Auburn and 1 relief appearance with GCL Nationals...combined for 2-1 record, 2.90 ERA, 31.0 IP, 11 R (10 ER), 34 SO, 4 BB
- Started the season with GCL Nationals...made his pro debut on 6/22 vs. GCL Astros...2.0 IP, 2 ER, 2 SO, 1 BB
- Reassigned to Auburn on 6/23...In 12 appearances, went 2-1, 2.48 ERA, 29.0 IP, 9 R (8 ER), 32 SO, 3 BB
- Allowed 2 ER his first 8 appearances with Auburn from 6/29-8/7...0.92 ERA in 19.2 IP
- Struck out a season-high 5 batters in 2.2 IP on 7/27 vs. Connecticut

Personal:

- Aaron Eugene Fletcher
- Attended Langham Creek High School
- Played at the University of Houston (2015-18) and was the AAC Pitcher of the Year in 2018...redshirted in 2016 after undergoing Tommy John surgery on 3/11/16

FLETCHER'S CAREER PLAYING RECORD

YEAR TEAM	LG	W	ERA	G	GS	CG	SHO	SV	IP	H	R	ER	HR	HB	BB	SO	WP	BK
2018 GCL Nationals	GCL	0-0	9.00	1	0	0	0	0	2.0	4	2	2	0	0	1	2	0	0
Auburn	NYP	2-1	2.48	12	7	0	0	0	29.0	30	9	8	0	2	3	32	4	0
2019 Hagerstown	SAL	2-3	1.61	15	0	0	0	1	28.0	14	14	5	0	4	5	28	0	1
Potomac	CAR	3-1	1.38	12	0	0	0	0	26.0	15	7	4	1	0	8	32	2	0
Arkansas	TL	0-0	3.46	9	0	0	0	0	13.0	14	5	5	0	0	3	15	2	0
Harrisburg	EL	0-0	4.26	5	0	0	0	0	6.1	7	3	3	0	1	2	9	0	0
2020 SEATTLE	AL	0-0	12.46	6	0	0	0	0	4.1	7	6	6	1	2	7	7	0	0
MLB Totals		0-0	12.46	6	0	0	0	0	4.1	7	6	6	1	2	7	7	0	0
Minor Lg Totals		7-5	2.33	54	7	0	0	0	104.1	84	40	27	1	7	22	118	8	1

FRONT OFFICE

CHENEY STADIUM

COACHES/STAFF

2021 RAINIERS

2019 SEASON REVIEW

OPPONENTS

HISTORY & RECORDS

MEDIA & MISC.



JAKE FRALEY

OF

BORN: 05/25/1995 IN FREDERICK, MD
RESIDES: MIAMI, FL

ACQUIRED: TRADE WITH TAMPA BAY ALONG WITH OF MALLEX SMITH IN EXCHANGE FOR C MIKE ZUNINO, OF GUILLERMO HEREDIA AND LHP MICHAEL PLASSMEYER ON 11/8/18

DRAFTED: SELECTED BY TAMPA BAY IN THE 2ND ROUND OF THE 2016 DRAFT (LSU)

HEIGHT: 6' 0" **WEIGHT:** 195 **BATS:** LEFT **THROWS:** LEFT **AGE:** 25

AS OF OPENING DAY 2020

FRALEY'S CAREER SUMMARY

Single-Game Career High...	R	H	2B	3B	HR	RBI	SB
	3 (2x)	4 (4x)	2 (9x)	1 (21x)	2 (2x)	5	3 (4x)
	5/2/19	6/28/19	7/31/19	8/31/20	6/9/19	6/28/19	4/12/19

2020:

- Played 7 games with Seattle...hit .154 (4-for-26) with 3 R, 1 double, 1 triple, 2 SB and 2 BB
- On the 10-day IL from 9/23 to the end of the season (right quad strain)

2019:

- Made his MLB debut on 8/21 in Tampa Bay (0-for-3, HBP, R)...collected his first MLB hit on 8/23 vs. TOR
- Began the season with Double-A Arkansas...reassigned to Tacoma on 6/20...selected for his MLB debut on 8/20...played a career-high 11 games
- Batted .298 (114-for-382) with 68 runs scored, 27 doubles, 5 triples, 19 home runs, 80 RBI, a career-best 34 walks and 22 stolen bases in 99 games between Triple-A Tacoma and Double-A Arkansas.
- Named to the Texas League mid-season and post-season All-Star teams...named a Baseball America Double-A All-Star...was MiLB.com's Texas League Player of the Month in May and earned Organization All-Star honors following the season
- With Arkansas, slashed .313/.386/.539 (72-for-230) with 11 HR, 47 RBI, 40 R, 16 SB in 61 games...began the season on an 8-game hitting streak (.303 BA)...reached base safely in 49 games, including 18 consecutive contests from 5/17-6/5 where he hit .423 (30-for-71)...named the Texas League Player of the Week for May 27-June 2
- Made his Triple-A debut on 6/21 at Cheney Stadium against El Paso, going 2-for-4 with 1 HR, 4 RBI, 2 R, SB
- With Tacoma, played 38 games and hit .276 (42-for-152) with 8 HR, 33 RBI, 28 R and 6 SB...reached safely in 8 of his first 9 games...had 11 multi-hit games...was on the IL from 8/5-12
- With Seattle, played 12 games and hit .150 (8-for-40) with 1 RBI and 3 R...suffered a sprained right thumb on 9/7 and missed the remainder of the season

2018:

- Spent the season with Adv. A Charlotte (Tampa Bay), playing 66 games and batting slashing .347/.415/.547 with 4 HR, 41 RBI, 39 R, 30 XBH, 11 SB
- Earned Florida State League Player of the Week for the final week of the year, ending 2018 on a 14-game hitting streak
- Season began on 6/7...missed the first 2 months with "turf toe"
- Was 2nd in the Texas League in BA (.347) and 9th in RBI (41) from 6/7 to the end of the season
- Traded from Tampa Bay to Seattle on 10/18 along with OF Mallex Smith in exchange for C Mike Zunino, OF Guillermo Heredia and LHP Michael Plassmeyer

2017:

- Missed most of the season with 2 trips to the IL...appeared in 26 games with Adv. A Charlotte and 4 games on a rehab assignment with GCL Rays
- With Charlotte, hit .170 (16-for-94) with 1 HR, 12 RBI, 6 R, 1 SB

2016:

- Began his pro career on 6/27 with Short Season-A Hudson Valley (Tampa Bay), going 1-for-4 with 2 R, BB in debut
- In 55 games with Hudson Valley, hit .238 (49-for-206) with 1 HR, 18 RBI, 34 R, 17 XBH
- Stole a career-best 33 bases, including 10 SB in the first 9 games of July

Personal:

- Jake Arnold Fraley
- Played 3 seasons at LSU (2014-16) and was selected by Tampa Bay in the 2nd round of the 2014 Draft...with the Tigers, made the 2016 NCAA Baton Rouge Regional All-Tournament team and was awarded the 2016 Skip Bertman Award which goes to the player who best exemplifies the spirit of the program...in 173 games, hit .328 with 28 doubles, 12 triples, 10 HR, 100 RBI, 142 R and 59 SB (7th all-time in program history)
- Lives in Miami with wife, Angelica, son, Jayce and daughter, Avery
- Graduated from Caravel (DE) Academy in 2013

FRALEY'S CAREER PLAYING RECORD

YEAR	TEAM	LG	AVG	G	AB	R	H	2B	3B	HR	RBI	BB	SO	SB	CS	OBP	SLG	HP	SAC	SF
2016	Hudson Valley	NYP	.238	55	206	34	49	9	7	1	18	26	34	33	9	.339	.364	6	0	1
2017	GCL Rays	GCL	.467	4	15	6	7	3	0	1	2	2	3	3	1	.529	.867	0	0	0
	Charlotte	FSL	.170	26	94	6	16	3	1	1	12	7	24	1	3	.238	.255	2	0	2
2018	Charlotte	FSL	.347	66	225	39	78	19	7	4	41	26	44	11	8	.415	.547	4	0	5
2019	Arkansas	TL	.313	61	230	40	72	15	2	11	47	23	55	16	5	.386	.539	5	0	1
	Tacoma	PCL	.276	38	152	28	42	12	3	8	33	11	34	6	2	.333	.553	3	0	2
	SEATTLE	AL	.150	12	40	3	6	2	0	0	1	0	14	0	0	.171	.200	1	0	0
2020	SEATTLE	AL	.154	7	26	3	4	1	1	0	0	2	11	2	1	.241	.269	1	0	0
MLB Totals			.152	19	66	6	10	3	1	0	1	2	25	2	1	.200	.227	2	0	0
Minor Lg Totals			.286	250	922	153	264	61	20	26	153	95	194	70	28	.362	.480	20	0	11



LOGAN GILBERT

RHP

BORN: 5/5/1997 IN WINTER PARK, FL

DRAFTED: SELECTED BY WASHINGTON IN THE 1ST ROUND (14TH) OF THE 2018 DRAFT (STETSON)

HEIGHT: 6'6" **WEIGHT:** 225 **BATS:** RIGHT **THROWS:** RIGHT **AGE:** 24

AS OF OPENING DAY 2021

GILBERT'S CAREER SUMMARY

Single-Game Career High...	IP	H	R	ER	HR	K	BB
	7.0 (3x)	7 (2x)	5 (2x)	5 (2x)	1 (7x)	11	3 (2x)
	8/3/19	8/29/19	8/22/19	8/22/19	8/29/19	5/19/19	8/18/19

2020:

- DNP (COVID-19 pandemic)
- Spent the season at the Alternate Training Site in Tacoma

2019:

- Made his pro debut after missing the 2018 season with illness...Made 9 starts with Double-A Arkansas, 12 starts with Adv. A Modesto and 5 starts with Single-A West Virginia...in 26 appearances, combined for a 10-5 record, 2.13 ERA, 135.0 IP, 36 R (32 ER), 165 SO, 33 BB, 7 HR, .198 BAA, 0.95 WHIP...made 8 quality starts
- Started the season with West Virginia...in 5 starts, went 1-0 with a 1.59 ERA, 22.2 IP, 4 ER, 36 SO, 6 BB, 2 HR, .118 BAA, 0.66 WHIP...Allowed 1 ER through his first 18 IP (0.50 ERA)
- Promoted to Modesto on 5/1...in 12 starts, went 5-3 with a 1.73 ERA, 62. IP, 16 R (12 ER), 73 SO, 12 BB, 3 HR, .228 BAA, 1.03 WHIP...Made two starts (5/19 at Rancho Cucamonga, 7/11 vs. Lake Elsinore) with 7.0 IP and 0 ER
- Promoted to Arkansas on 7/15...in 9 starts, went 4-2, 2.88 ERA, 50.0 IP, 16 ER, 56 SO, 15 BB, 2 HR, .194 BAA, 0.98 WHIP...pitched at least 5.0 innings and allowed 2 or fewer earned runs in 7 of his 9 starts, including six in a row from 7/28-8/24
- Among all minor league pitchers (min. 125.0 IP), ranked 3rd in ERA (2.13), 5th in average (.198), 7th in strikeouts (165), while his 10 wins were 2nd-most among all Mariners farmhands
- Earned Cal League Pitcher of the Week honors for 5/13-19...2-0, 12 IP, 0 R, 16 SO, 2 BB, 7-inning CG SHO vs Rancho Cucamonga on 5/19
- Texas League Pitcher of the Week for 8/12-18...2-0, 11 IP, 0 R, 16 SO, 4 BB
- Named a *Baseball America* High Class A All-Star with Modesto...*Baseball America* Post-Season Minor League All-Star
- *MLB.com* Organization All-Star
- Finished the season ranked 3rd/38th (*MLB.com*) and 4th/59th (*Baseball America*) in the Mariners system/overall

2018:

- DNP (viral infection)
- Selected 14th overall by Seattle in the Draft out of Stetson University

Personal:

- Logan Keith Gilbert
- Spent 3 seasons at Stetson University in DeLand, FL...named ASUN Pitcher of the Year and 1st-Team All-Conference in 2017
- Played for the Orleans Firebirds in the 2017 Cape Cod League...named All-League and earned the Thomas Yankou Pitching Award...1.93 ERA with 39 SO and 6 BB in 37.1 IP
- Attended Wekiva High School in Apopka, FL

GILBERT'S CAREER PLAYING RECORD

YEAR TEAM	LG	W	ERA	G	GS	CG	SHO	SV	IP	H	R	ER	HR	HB	BB	SO	WP	BK
2019 West Virginia	SAL	1-0	1.59	5	5	0	0	0	22.2	9	4	4	2	1	6	36	1	0
Modesto	CAL	5-3	1.73	12	12	0	0	0	62.1	52	16	12	3	2	12	73	3	0
Arkansas	TEX	4-2	2.88	9	9	0	0	0	50.0	34	16	16	2	4	15	56	2	0
Minor Lg Totals		10-5	2.13	26	26	0	0	0	135.0	95	36	32	7	7	33	165	6	0



JOSÉ GODOY

C

BORN: 10/14/1994 IN MARACAIBO, VZ
RESIDES: SAN FRANCISCO, VZ

ACQUIRED: SIGNED BY SEATTLE AS A MINOR LEAGUE FREE AGENT ON NOV. 20, 2020

DRAFTED: SIGNED BY ST. LOUIS AS A NON-DRAFTED FREE AGENT ON JULY 2, 2011

HEIGHT: 5'11" **WEIGHT:** 200 **BATS:** LEFT **THROWS:** RIGHT **AGE:** 26

AS OF OPENING DAY 2021

GODOY'S CAREER SUMMARY

Single-Game

Career High...	R	H	2B	3B	HR	RBI	SB
	3	4 (3x)	2 (3x)	1 (3x)	1 (15x)	6	1 (4x)
	8/24/14	5/1/17	7/19/19	4/12/18	6/30/19	6/19/14	6/8/18

2020:

- DNP (COVID-19 pandemic)
- Spent the season in the St. Louis Cardinals organization and was assigned to the Alternate Training Site in Springfield, MO

2019:

- Spent the season in the St. Louis Cardinals organization...made 27 appearances with Triple-A Memphis and 47 appearances with Double-A Springfield...combined to hit .276 (66-for-239) with 7 HR, 42 RBI, 32 R, 16 doubles
- Played 62 games at catcher and made 2 relief appearances as a pitcher (1.1 IP)
- Started the season with Springfield and was reassigned to Memphis on 5/31...returned to Springfield on 6/12...reassigned to Memphis for a second stint on 7/11 and played in Triple-A for the rest of the season
- Posted career highs in home runs (7), RBI (42), doubles (16) and sacrifice flies (4)
- Threw out 27.4% (17-for-62) of attempted base stealers across both levels
- Homered in 3 straight games (6/8-13)...first game with Memphis at Reno, others with Springfield at Midland
- Hit his first career grand slam at Corpus Christi on 6/23

2018:

- Spent the season in the St. Louis Cardinals organization...made 68 appearances with Adv. A Palm Beach and 9 appearances with Double-A Springfield, all at catcher or DH...combined to hit .281 (68-for-242) with 2 HR, 18 RBI, 28 R, 11 doubles
- Did not allow a passed ball in 77 innings with Springfield
- Threw out 46.6% (27-for-58) of attempted base stealers...would have led the Florida State League but did not play the qualifying number of games
- Collected 2 hits in the FSL Playoffs, starting 2 games at catcher
- Started the season with Palm Beach and was assigned to Springfield on 5/17...returned to Palm Beach on 5/31...assigned to Springfield for a second stint on 7/12 and returned to Palm Beach on 7/18
- Selected as the starting catcher for the FSL South All-Star Team...caught 4 innings and was 0-for-1 in the All-Star Game

2017:

- Spent the season in the St. Louis Cardinals organization...in 69 games with Adv. A Palm Beach, batted .265 (63-for-238) with 4 HR and 41 RBI
- Batted .276 vs. RHP (203 AB) and .200 vs. LHP (35 AB)...hit .290 in home contests and .246 on the road
- With 2 outs and RISP, was 14-for-46 (.304) with 2 HR and 17 RBI
- In June, had a .316/.357/.474 slash line, going 12-for-38 with 12 RBI in 13 games
- Threw out 40% (20-for-50) of attempted base stealers

2016:

- Spent the season in the St. Louis Cardinals organization...made 80 appearances with Single-A Peoria and 1 appearance with Double-A Springfield...combined to hit .295 (85-for-288) with 1 HR, 31 RBI, 36 R, 11 doubles, 29 BB
- Started the season with Peoria and was assigned to Springfield for 1 appearance on 7/7...pinch hit and collected a single in his only plate appearance
- Posted career highs in hits (85), runs (36) and batting average (.295)...tied for the Peoria team lead with 8 HBP
- Threw out 44.4% (20-for-45) of attempted base stealers
- Pitched 1.0 scoreless inning on 7/22 at Western Michigan...15th inning of a 9-9 tie (game ended in a tie after the 15th inning)...also collected 1 hit and 3 walks in the game at the plate
- Made 4 appearances with Caribes de Anzoategui in the Venezuelan Winter League...2-for-11, 2 RBI, 2 R

2015:

- Spent the season in the St. Louis Cardinals organization...made 36 appearances with Short Season-A State College and 3 appearances with Adv. A Palm Beach...combined for a .230 record with 18 RBI, 11 R, 7 doubles, 15 BB
- Threw out 42.9% (12-for-28) of attempted base stealers...had a 1.000 fielding percentage in 262 chances with St. College

GODOY (CONTINUED)

2015 (cont):

- Started the season with Palm Beach on 6/9...reassigned to State College on 6/22
- Reached base safely in 13 straight games from 8/10-31, including hits in 7 of 8 contests...had a .263/.383/.421 slash line during that stretch with 9 RBI and 5 XBH

2014:

- Spent the season in the St. Louis Cardinals organization...made 36 appearances with Rookie-level Johnson City and 2 appearances with Adv. A Palm Beach...combined to hit .320 (39-for-122) with a .411 OBP, 1 HR, 18 RBI, 15 R, 4 doubles
- Tallied a career-high 6 RBI in a 4-for-5 game with 2 doubles on 6/19 at Bluefield
- Threw out 47.5% (19-for-40) of attempted base stealers
- Had an 11-game hitting streak from 6/23-7/9 in which he batted .432 (16-for-37)...10th longest streak in the Appy League in 2014
- Started his season with Palm Beach on 6/11...assigned to Johnson City on 6/13
- Batted .371 (13-for-35) with only 4 strikeouts vs. LHP...8 strikeouts in 99 PA vs. RHP
- Hit his first career home runs on 8/28 vs. Greenville...went 3-for-5 with 3 R in the game

2013:

- Spent the season in the St. Louis Cardinals organization...made 36 appearances with GCL Cardinals and hit .263 (30-for-114) with 13 RBI
- Hit safely in 15 of his first 22 games, going 20-for-72 (.278) with 5 RBI, 10 R and 10 BB
- Threw out 44.1% (15-for-34) of attempted base stealers
- Tied for the GCL lead among catchers in double plays

2012:

- Started his pro career after signing with the St. Louis Cardinals as a non-drafted free agent out of Maracaibo, VZ...made 46 appearances with DSL Cardinals and hit .239 (34-for-142) with a .387 OBP, 15 RBI and 15 R
- Threw out 45.6% (36-for-79) of attempted base stealers...ranked 5th among DSL catchers in caught stealing percentage
- Made his pro debut on 6/2 at DSL Tampa Bay and tripled for his first career hit

Personal:

- José Albert Godoy
- Resides in San Francisco, VZ

GODOY'S CAREER PLAYING RECORD

Year	Team	LG	AVG	G	AB	R	H	2B	3B	HR	RBI	BB	SO	SB	CS	OBP	SLG	HP	SAC	SF	
2012	DSL Cardinals	DSL	.239	46	142	15	34	4	1	0	15	32	22	0	2	.387	.282	4	0	3	
2013	GCL Cardinals	GCL	.263	36	114	15	30	5	0	0	13	14	18	0	0	.368	.307	5	0	0	
2014	Johnson City	APP	.331	36	118	15	39	4	0	1	18	18	11	0	0	.423	.390	1	0	0	
	Palm Beach	FSL	.000	2	4	0	0	0	0	0	0	0	1	0	0	.000	.000	0	0	0	
2015	State College	NYP	.234	36	107	10	25	7	1	0	18	14	15	0	0	.333	.318	3	0	2	
	Palm Beach	FSL	.167	3	6	1	1	0	0	0	0	1	1	0	0	.286	.167	0	0	0	
2016	Peoria	MWL	.293	80	287	36	84	11	0	1	31	29	34	1	1	.371	.341	8	1	2	
	Springfield	TL	1.000	1	1	0	1	0	0	0	0	0	0	0	0	1.000	1.000	0	0	0	
2017	Palm Beach	FSL	.265	69	238	21	63	14	0	4	41	16	36	1	2	.317	.374	3	6	2	
2018	Palm Beach	FSL	.289	68	211	25	61	10	1	2	18	25	37	2	0	.381	.374	7	5	1	
	Springfield	TL	.226	9	31	3	7	1	0	0	0	2	3	0	0	.273	.258	0	0	0	
2019	Springfield	TL	.256	47	160	22	41	10	0	5	33	18	30	0	1	.348	.413	6	1	3	
	Memphis	PCL	.316	27	79	10	25	6	0	2	9	7	16	0	0	.368	.468	0	0	1	
Minor Lg Totals				.274	460	1498	173	411	72	3	15	196	176	224	4	6	.362	.356	37	13	14

FRONT OFFICE

CHENEY STADIUM

COACHES/STAFF

2021 RAINIERS

2019 SEASON REVIEW

OPPONENTS

HISTORY & RECORDS

MEDIA & MISC.

MOISES GOMEZ



BORN: 2/8/1997 IN VALENCIA, VENEZUELA

RHP

ACQUIRED: SIGNED A MINOR LEAGUE CONTRACT WITH SEATTLE ON NOV. 6, 2020

DRAFTED: SIGNED WITH MINNESOTA AS A NON-DRAFTED FREE AGENT ON APRIL 9, 2014

HEIGHT: 6'1" **WEIGHT:** 215 **BATS:** RIGHT **THROWS:** RIGHT **AGE:** 24

AS OF OPENING DAY 2021

GOMEZ'S CAREER SUMMARY

Single-Game Career High...	IP	H	R	ER	HR	K	BB
	6.1	10	6 (3x)	6	3	9	4 (4x)
	8/27/16	7/27/17	5/27/18	8/12/17	8/4/19	7/24/17	5/11/19

2020:

- DNP (COVID-19 pandemic)
- Spent the season in the Minnesota Twins organization

2019:

- Spent the season in the Minnesota Twins organization...made 13 relief appearances with Adv. A Fort Myers and 19 relief appearances with Single-A Cedar Rapids...combined for a 1-4 record, 2.91 ERA, 10 saves, 52.2 IP, 21 R (17 ER), 78 SO, 21 BB, 5 HR, .155 BAA, 0.93 WHIP
- Made his season debut with Fort Myers on 5/2...was reassigned to Cedar Rapids after 1 appearance and returned to Fort Myers on 7/11...in 13 appearances with Fort Myers, went 0-2 with a 3.00 ERA, 4 saves, 21.0 IP, 9 R (7 ER), 30 SO, 9 BB, 3 HR
- In 19 appearances with Cedar Rapids, went 1-2 with a 2.84 ERA, 6 saves, 31.2 IP, 12 R (10 ER), 48 SO, 12 BB, 2 HR
- Allowed 1 ER in 13.1 IP from 5/17-6/7
- Made his longest appearance of the season (3.0 IP) on 6/27
- Logged career-highs in IP (52.2), BAA (.155), WHIP (0.93), and SO (78)

2018:

- Spent the season in the Minnesota Twins organization...made 15 relief appearances with Single-A Cedar Rapids and 9 relief appearances with Rookie-level Elizabethton...combined for a 2-1 record with a 3.65 ERA, 2 saves, 49.1 IP, 31 R (20 ER), 50 SO, 19 BB, 6 HR
- Started the season with Cedar Rapids...reassigned to Extended Spring Training or Elizabethton 3 times from 4/28-5/28...reassigned from Elizabethton to Cedar Rapids on 8/2 and finished the season in Single-A
- In 15 relief appearances with Cedar Rapids, went 0-1, 3.77 ERA, 2 saves, 28.2 IP, 15 R (12 ER), 24 SO, 9 BB, 2 HR
- Had a 2.19 ERA in August over 6 appearances with Cedar Rapids, his best month of the season for ERA...12.1 IP, 3 ER
- In 9 relief appearances with Elizabethton, went 2-0 with a 3.48 ERA, 20.2 IP, 16 R (8 ER), 26 SO, 10 BB, 4 HR
- Pitched 3.0 scoreless innings in his first appearance with Elizabethton on 6/19 vs. Burlington...1 H, 4 SO, 0 BB

2017:

- Spent the season in the Minnesota Twins organization with Rookie-level Elizabethton...in 12 games (6 starts), went 4-1 with a 4.99 ERA, 48.2 IP, 34 R (27 ER), 51 SO, 25 BB, 6 HR
- After allowing 2 or more ER in each of his first 6 appearances, surrendered more than 1 ER just once in his final 6 appearances
- Started the season with GCL Twins and was reassigned to Elizabethton on 6/21...made his season debut on 6/24

2016:

- Spent the season in the Minnesota Twins organization with GCL Twins...in 14 appearances (1 start), went 4-0 with a 1.19 ERA, 1 hold, 37.2 IP, 7 R (5 ER), 27 SO, 12 BB, 0 HR
- Did not allow an earned run (1 unearned) in his first 16 innings over 7+ appearances from 6/25-7/26...had a 0.68 ERA on 8/22
- Pitched 6.1 innings in relief with 1 ER on 8/27, the longest outing of his career through 2020

2015:

- Spent the season in the Minnesota Twins organization with GCL Twins...in 15 relief appearances, went 0-2 with a 3.00 ERA, 1 hold, 24.0 IP, 10 R (8 ER), 12 SO, 14 BB, 1 HR, .210 BAA

2014:

- Started his career with the Minnesota Twins organization...made 9 appearances (5 starts) with Rookie-level DSL Twins...went 1-2 with a 2.03 ERA, 26.2 IP, 11 R (6 ER), 30 SO, 10 BB, 1 HR

Personal:

- Moises Antonio Gomez

GOMEZ'S CAREER PLAYING RECORD

YEAR	TEAM	LG	W	ERA	G	GS	CG	SHO	SV	IP	H	R	ER	HR	HB	BB	SO	WP	BK
2014	DSL Twins	DSL	1-2	2.03	9	5	0	0	0	26.2	26	11	6	1	1	10	30	2	0
2015	GCL Twins	GCL	0-2	3.00	15	0	0	0	0	24.0	17	10	8	1	1	14	12	8	0
2016	GCL Twins	GCL	4-0	1.19	14	1	0	0	0	37.2	34	7	5	0	3	12	27	4	0
2017	Elizabethton	APP	4-1	4.99	12	6	0	0	0	48.2	49	34	27	6	9	25	51	7	1
2018	Elizabethton	APP	2-0	3.48	9	0	0	0	0	20.2	17	16	8	4	0	10	26	4	0
	Cedar Rapids	MWL	0-1	3.77	15	0	0	0	2	28.2	26	15	12	2	5	9	24	4	0
2019	Cedar Rapids	MWL	1-2	2.84	19	0	0	0	6	31.2	17	12	10	2	0	12	48	3	0
	Fort Myers	FSL	0-2	3.00	13	0	0	0	4	21.0	11	9	7	3	3	9	30	2	0
Minor Lg Totals			12-10	3.13	106	12	0	0	12	239.0	197	114	83	19	22	101	248	34	1

FRONT
OFFICE

CHENEY
STADIUM

COACHES/STAFF

2021
RAINIERS

2019 SEASON
REVIEW

OPPONENTS

HISTORY &
RECORDS

MEDIA &
MISC.



TAYLOR GUERRIERI

BORN: 12/1/1992 IN AUGUSTA, GA

RHP

ACQUIRED: SIGNED A MINOR LEAGUE CONTRACT WITH SEATTLE ON FEB. 8, 2021

DRAFTED: SELECTED BY TAMPA BAY IN THE FIRST ROUND (24TH) OF THE 2011 DRAFT

HEIGHT: 6'3" **WEIGHT:** 225 **BATS:** RIGHT **THROWS:** RIGHT **AGE:** 28

AS OF OPENING DAY 2021

GUERRIERI'S CAREER SUMMARY

Single-Game

Career High...	IP	H	R	ER	HR	K	BB
	7.1	11	7 (2x)	7	3	10	6
	7/4/16	6/2/13	7/31/16	4/19/16	4/19/16	5/12/13	5/6/16

2020:

- DNP (COVID-19 pandemic)
- Spent the season in the Texas Rangers organization

2019:

- Spent the season in the Texas Rangers organization...made 20 relief appearances with Texas and 23 appearances (2 starts) with Triple-A Nashville...combined for a 1-3 record, 4.45 ERA, 62.2 IP, 34 R (31 ER), 66 SO, 37 BB, 4 HR
- Started the season with Nashville...in 23 appearances, went 1-3 with a 3.47 ERA, 2 holds, 36.1 IP, 15 R (14 ER), 39 SO, 15 BB, 1 HR
- Allowed 2 ER in 18.2 IP (0.96 ERA) over his final 11 appearances with Nashville...made his longest appearance of the minor league season on 7/4 at Omaha...3.0 IP, 1 ER, 5 SO, 0 BB
- Had his contract selected by Texas on 7/16 and made his Rangers debut that day vs. Arizona...0.1 IP, 4 R
- In 20 relief appearances with Texas, recorded 3 holds, 5.81 ERA, 26.1 IP, 19 R (17 ER), 27 SO, 22 BB, 3 HR
- Did not allow an earned run in 10 of 12 appearances from 7/17-8/30...20.0 IP, 1.35 ERA, .188 BAA
- Signed a minor league contract with Texas on 1/22

2018:

- Spent the season in the Toronto Blue Jays organization...made 9 relief appearances with Toronto and 23 appearances (7 starts) with Triple-A Buffalo...combined for a 2-2 record, 67.0 IP, 5.10 ERA, 42 R (38 ER), 49 SO, 26 BB, 9 HR
- Started the season with Buffalo...in 16 relief appearances and 7 starts, went 2-2 with a 5.18 ERA, 57.1 IP, 37 R (33 ER), 41 SO, 22 BB, 8 HR
- Made his longest appearance and only quality start of the season on 6/10 at Columbus...6 IP, 6 H, 1 ER, 3 SO, 1 BB
- Placed on the 7-day IL on 6/23 retroactive to 6/21...activated on 6/24
- Recalled by Toronto on 9/1...made his MLB debut on 9/1 in Miami...2.0 IP, 1 H, 1 SO
- In 9 relief appearances, did not record a decision...4.66 ERA, 9.2 IP, 5 ER, 8 SO, 4 BB, 1 HR
- 6 of his 9 appearances with Toronto were scoreless including 4 straight from 9/4-14

2017:

- Spent the season in the Tampa Bay Rays organization...made 2 starts with Triple-A Durham...missed most of the season with an arm injury
- In 2 GS, went 1-0 with a 2.89 ERA, 9.1 IP, 3 ER, 12 SO, 2 BB, 0.96 WHIP...was removed from a 4/13 start vs. Charlotte and missed the remainder of the season
- Claimed off waivers by Toronto on 11/6

2016:

- Spent the season in the Tampa Bay Rays organization...made 26 starts and 2 relief appearances with Double-A Montgomery...went 12-6 with a 3.76 ERA, 1 save, 146.0 IP, 67 R (61 ER), 89 SO, 46 BB, 11 HR
- Set career-highs in appearances, wins, innings and strikeouts
- Made quality starts in 5 of 6 starts between 6/29-7/6

2015:

- Spent the season in the Tampa Bay Rays organizations...made 8 starts with Double-A Montgomery and 12 appearances (10 starts) with Adv. A Charlotte...combined for a 5-3 record, 1.85 ERA, 78.0 IP, 23 R (16 ER), 72 SO, 19 BB, 2 HR, 1.08 WHIP
- Started the season in Extended Spring Training and was assigned to Charlotte on 5/18...in 12 appearances, went 2-2 with a 2.14 ERA, 42.0 IP, 14 R (10 ER), 44 SO, 11 BB, 0 HR
- Allowed 1 or fewer runs in 11 of his 12 appearances with Charlotte...led the team (min. 40 IP) in ERA while with Charlotte
- Promoted to Double-A Montgomery on 7/26...in 8 starts, went 3-1 with a 1.50 ERA, 36.0 IP, 9 R (6 ER), 28 SO, 8 BB, 2 HR, 1.00 WHIP
- Posted a 3-0 record with a 0.60 ERA across 6 starts with Montgomery in August...pitched 5.0 innings and allowed 1 or fewer ER in all 6 outings

GUERRIERI (CONTINUED)

2015 (cont):

- Ranked No. 6 among Rays prospects and No. 94 overall by *MLB Pipeline*.

2014:

- Spent the season in the Tampa Bay Rays organization...Missed the start of the season while recovering from Tommy John surgery in 2013...while recovering, served a 50-game suspension after testing positive for a drug of abuse
- Made 5 rehab starts with GCL Rays...did not record a decision or allow an earned run...9.1 IP, 7 H, 3 R (0 ER), 10 SO, 2 BB
- Started his season on 7/1...remained on the IL but did not pitch after 7/24

2013:

- Spent the season in the Tampa Bay Rays organization with Single-A Bowling Green...in 14 starts, went 6-2 with a 2.01 ERA, 67.0 IP, 17 R (15 ER), 51 SO, 12 BB, 5 HR, 0.99 WHIP
- Did not allow a run in his final 5 appearances...3-0, 23.0 IP, 17 SO, 5 BB
- Removed from a 7/15 start in the 3rd inning with elbow soreness...had Tommy John surgery on 7/24
- Ranked No. 2 behind Wil Myers in the Rays minor league system at the time of his surgery
- Was a Futures Game Selection
- Mid-season Midwest League All-Star selection
- Midwest League Pitcher of the Week for 5/13...5.0 IP, 1 H, 0 R, 10 SO on 5/12 vs. Lake County
- Commissioner's office announced a suspension for a second positive test for a drug of abuse on 10/8 (50 games served in 2014)

2012:

- Started his career after the Tampa Bay Rays selected him 24th overall in the Draft...made 12 starts with Short Season-A Hudson Valley
- Went 1-2 with a 1.04 ERA, 52.0 IP, 7 R (6 ER), 45 SO, 5 BB, 0 HR, .186 BAA, 0.77 WHIP
- Named an *MLB.com* Organizational All-Star
- *Topps* New York Penn League Player of the Year
- New York Penn League Mid-Season All-Star Selection

Personal:

- Christopher Taylor Guerrieri (pronunciation: guh-RARE-ee)
- Attended Spring Valley High School in Columbia, SC

GUERRIERI'S CAREER PLAYING RECORD

YEAR	TEAM	LG	W	ERA	G	GS	CG	SHO	SV	IP	H	R	ER	HR	HB	BB	SO	WP	BK
2012	Hudson Valley	NYP	1-2	1.04	12	12	0	0	0	52.0	35	7	6	0	4	5	45	3	1
2013	Bowling Green	MWL	6-2	2.01	14	14	0	0	0	67.0	54	17	15	5	10	12	51	2	0
2014	GCL Rays	GCL	0-0	0.00	5	5	0	0	0	9.1	7	3	0	0	0	2	10	1	0
2015	Charlotte	FSL	2-2	2.14	12	10	0	0	0	42.0	37	14	10	0	2	11	44	2	0
	Montgomery	SOU	3-1	1.50	8	8	0	0	0	36.0	28	9	6	2	3	8	28	2	0
2016	Montgomery	SOU	12-6	3.76	28	26	0	0	1	146.0	130	67	61	11	10	46	89	14	0
2017	Durham	IL	1-0	2.89	2	2	0	0	0	9.1	7	3	3	0	1	2	12	3	0
2018	Buffalo	IL	2-2	5.18	23	7	0	0	0	57.1	68	37	33	8	4	22	41	4	0
	TORONTO	AL	0-0	4.66	9	0	0	0	0	9.2	9	5	5	1	3	4	8	2	0
2019	Nashville	PCL	1-3	3.47	23	2	0	0	0	36.1	36	15	14	1	1	15	39	3	1
	TEXAS	AL	0-0	5.81	20	0	0	0	0	26.1	26	19	17	3	2	22	27	2	0
MLB Totals			0-0	5.50	29	0	0	0	0	36.0	35	24	22	4	5	26	35	4	0
Minor Lg Totals			28-18	2.93	127	86	0	0	1	455.1	402	172	148	27	35	123	359	34	2



SAM HAGGERTY

UTL

BORN: 05/26/1994 IN PHOENIX, AZ
RESIDES: DENVER, CO

ACQUIRED: CLAIMED OFF WAIVERS BY SEATTLE FROM NEW YORK-NL ON JAN. 10, 2020

DRAFTED: SELECTED BY CLEVELAND IN THE 24TH ROUND OF THE 2015 DRAFT (NEW MEXICO)

HEIGHT: 5' 11" **WEIGHT:** 175 **BATS:** RIGHT **THROWS:** RIGHT **AGE:** 26

AGE AS OF OPENING DAY 2020

HAGGERTY'S CAREER SUMMARY

Single-Game

Career High...	R	H	2B	3B	HR	RBI	SB
	4	5	3	2	1 (18x)	4	3 (2x)
	4/26/17	7/20/17	4/23/16	8/3/18	4/24/21	5/17/17	6/25/17

2020:

- Played 13 games with Seattle...hit .260 (13-for-50) with 1 HR, 6 RBI, 7 R, 4 doubles, 4 BB, 4 steals
- Hit safely in each of his first 9 games, hitting .297 (11-for-37) with 1 HR, 5 RBI, 6 R, 3 doubles, 1 BB, 4 steals
- Reached safely in each of his 13 games, including at least 11 games with at least 1 hit and 4 games reaching base two or more times
- Collected his first MLB hit with a single on 8/19 vs. Los Angeles-NL (Julio Urias)
- On the 10-day IL with a left forearm strain on 9/7 and missed the rest of the season

2019:

- Made his Major League debut with the New York Mets as a pinch runner on 9/4 at WAS...appeared in 11 games but only had 4 plate appearances (0-for-4, R)
- Split the season between NYM, Triple-A Syracuse (12 games), Double-A Binghamton (68 games) and Short Season-A Brooklyn (6 games; rehab)
- With Binghamton, hit .259 (64-for-247) with a .370 OBP, drawing 40 BBs...2 HR, 13 RBI, 5 triples, 19 SB...named an Eastern League Mid-Season All-Star
- Across all three MiLB levels he played at, batted .271 (84-for-310) with 3 HR, 26 RBI, 24 XBH, 23 SB...reached base safely in 9 of his 12 games at AAA Syracuse
- Had two stints on the IL: 5/17-5/24 and 5/30-7/6
- Traded along with RHP Walker Lockett to the NYM for C Kevin Plawecki

2018:

- Spent most of the year with Double-A Akron (CLE), where his 24 stolen bases tied for 4th most in the Eastern League...totaled 21 doubles in 87 games with Akron...drew 57 walks to boost his on-base percentage to .373... played in 7 games with Triple-A Columbus.
- At Akron, batted .243 with 4 HR, 37 RBI, 24 SB, 44 R
- Earned Eastern League Player of the week for July 30-Aug. 5, batting .421 (8-for-19) with 1 HR, 5 RBI, 3 triples, 7 R, 2 SB and a .947 SLG% in six games...reached base multiple times in five of the games
- Played with Columbus from 6/28-7/4...batted .176 (3-for-17), 2 RBI, 2 SB, 6 SO

2017:

- Spent the season with Adv. A Lynchburg (CLE), slashing .253/.355/.398 with 3 HR, 32 RBI, 72 R
- Hit a career-high 13 triples and stole a career-best 49 bases in 62 attempts...led the Carolina League in SB
- Named to the Mid-Season and Post-Season All-Star Steams in the Carolina League...earned Player of the Week honors for April 24-30...hit .429 (9-for-21) with 2 RBI, 7 XBH (3 triples), 3 SB, .520 OBP in 5 games
- Had a 10-game hitting streak from 6/4-6/13

2016:

- Spent his first full pro season with Class-A Lake County (CLE), batting .230 with 3 HR, 39 RBI, 12 SB, 56 R in 100 games...struck out a career-high 105 times
- Stole 6 bases in 2 days against Frederick, 3 on 6/24 and 3 on 6/25
- Missed over 3 weeks with a left oblique strain 6/6-13

2015:

- Began his pro season with Short Season A Mahoning Valley, batting .283 (15-for-53) in 16 games

Personal:

- Samuel Onofrio Haggerty
- Attended the University of New Mexico (2013-15); where he hit .311 (179x575) in 146 career games and was a three-year starter...Louisville Slugger Freshman All-America selection and Mountain West Conference Co-Freshman of the Year in 2013...First-Team All-Mountain West in 2014
- Both of his parents were student-athletes at Grand Canyon University; his father, Kevin, played baseball, and his mother, Karen, played tennis.

HAGGERTY'S CAREER PLAYING RECORD

YEAR TEAM	LG	AVG	G	AB	R	H	2B	3B	HR	RBI	BB	SO	SB	CS	OBP	SLG	HP	SAC	SF	
2015 Mahoning Valley	NYP	.283	16	53	8	15	4	1	1	7	7	14	3	0	.361	.453	0	2	1	
2016 Lake County	MWL	.230	100	344	56	79	15	2	4	39	45	105	12	2	.323	.320	5	5	6	
2017 Lynchburg	CAR	.253	112	427	72	108	27	13	3	32	67	103	49	13	.355	.398	2	3	2	
2018 Akron	EL	.243	87	280	44	68	21	5	4	37	57	77	24	7	.373	.396	4	5	5	
	Columbus	IL	.176	7	17	3	3	0	0	2	2	6	2	0	.300	.176	1	1	0	
2019 Brooklyn	NYP	.333	6	21	5	7	3	0	0	4	4	8	0	0	.440	.476	0	0	0	
	Binghamton	EL	.259	68	247	39	64	8	5	2	13	40	78	19	4	.370	.356	4	0	1
	Syracuse	IL	.310	12	42	9	13	4	1	1	9	4	10	4	0	.383	.524	1	2	0
	NEW YORK	IL	.000	11	4	2	0	0	0	0	0	3	0	0	.000	.000	0	0	0	
2020 SEATTLE	AL	.260	13	50	7	13	4	0	1	6	4	16	4	0	.315	.400	0	0	0	
MLB Totals		.241	24	54	9	13	4	0	1	6	4	19	4	0	.293	.370	0	0	0	
Minor Lg Totals		.249	408	1431	236	357	82	27	15	143	226	401	113	26	.355	.376	17	18	15	

TACOMA YEARLY ALL-STAR GAME SELECTIONS

YR	LOCATION	SELECTION(S)
1960	Spokane	Tom Haller (c) , Jose Pagan (ss) , Danny O'Connell (ph), Eddie Fisher (p)
1961	Seattle	Bob Farley (1b), Dick Phillips (3b), Dom Zanni (p), Red Davis (coach)
1962	Portland	Gil Garrido (ss) , Dick Phillips (2b)
1963	Spokane	Tim Talton (c), Gil Garrido (ss), Danny Rivas (p)
1973	Albuquerque	Craig Kusick (dh) , Glenn Borgmann (c), Charley Manuel (lf) , Rick Renick (3b)
1974	Tacoma	Mark Wiley (p), Juan Veintidos (p) , Rick Renick (dh) , Lyman Bostock (rf) , Cal Ermer (coach)
1975	Sacramento	Dave McKay (ss) , Eddie Bane (p), Rocky Stone (p)
1988	Buffalo	Lance Blankenship (2b) , Ed Jurak (ss)
1989	Columbus	Bryan Clark (p)
1990	Las Vegas	Joe Bitker (p), Scott Chiamparino (p)
1991	Louisville	Kevin Campbell (p)
1992	Richmond	Gus Polidor (2b)
1993	Albuquerque	Kurt Abbott (ss) , Webster Garrison (2b), Walt Horn (trainer)
1994	Nashville	Scott Lydy (of)
1995	Scranton/Wilkes-Barre	Jeff Darwin (p)
1996	Salt Lake City	James Bonnici (dh) , Greg PirkI** (1b)
1997	Des Moines	Brian Raabe (3b), Alan Zinter (c) , Dan Rohrmeier (dnp)
1998	Norfolk	Steve Gajkowski (p), Dave Myers (coach)
1999	New Orleans	Ozzie Timmons (dh)
2000	Rochester	Brian Leshar (1b), Ryan Anderson (p), Randy Roetter (trainer)
2001	Indianapolis	Ramon Vazquez (ss) , Juan Thomas (dh) , Denny Stark (p) , Todd Betts (1b)
2002	Oklahoma City	Dan Rohn (manager), Aaron Holbert (ss) , Aquilino Lopez (p)
2003	Memphis	Pat Borders (c)
2004	Pawtucket	George Sherrill (p), Bucky Jacobsen** (dh), Scott Atchison (p)
2005	Sacramento	Masao Kida (p), Felix Hernandez (elected, DNP)
2006	Toledo	Adam Jones (of - DNP), Mike Curto (broadcaster)
2007	Albuquerque	Adam Jones (of) , Justin Lehr (p)
2008	Louisville	Oswaldo Navarro (ss)
2009	Portland	Bryan LaHair (1b), Dwight Bernard (coach), Tom Newberg (trainer)
2010	Lehigh Valley	Daren Brown (manager), Chris Seddon (p)
2011	Salt Lake	Josh Lueke (p)
2012	Buffalo	Luis Jimenez (dh) , Guillermo Quiroz (c)
2013	Reno	Brian Moran (lhp), Carlos Peguero (of)
2014	Durham	Logan Kensing (p), Nick Franklin (2b) , Chris Taylor (ss) , Gabriel Noriega (3b)
2015	Omaha	Jesus Montero (inf) , Ketel Marte (inf) , Forrest Snow (rhp)
2016	Charlotte	Stefen Romero (of) , Blake Parker (rhp)
2017	Tacoma	Daniel Vogelbach (inf), Jean Machi (rhp)
2018	Columbus	Shawn Armstrong (rhp)
2019	El Paso	Ian Miller (of)
BOLD indicates starter		***won home run derby

JARRED KELENIC

OF

BORN: 07/16/1999 IN WAUKESHA, WA
RESIDES: WAUKESHA, WA

ACQUIRED: TRADE WITH NEW YORK-NL ALONG WITH OF JAY BRUCE, RHP ANTHONY SWARZAK, RHP GERSON BAUTISTA AND RHP JUSTIN DUNN IN EXCHANGE FOR INF ROBINSON CANO, RHP EDWIN DIAZ AND CASH, 12/3/18

DRAFTED: SELECTED BY NEW YORK-NL IN THE 1ST ROUND OF THE 2018 DRAFT (WAUKESHA WEST (HS))

HEIGHT: 6'1" **WEIGHT:** 190 **BATS:** LEFT **THROWS:** LEFT **AGE:** 21

AS OF OPENING DAY 2020

KELENIC'S CAREER SUMMARY

Single-Game

Career High...

R	H	2B	3B	HR	RBI	SB
3 (4x)	4	3	1 (11x)	2 (3x)	5	2 (2x)
8/8/19	4/16/19	7/24/19	8/22/19	9/1/19	9/1/19	8/23/18

2020:

- DNP (COVID-19 pandemic)
- Spent the season at the Alternate Training Site at Cheney Stadium in Tacoma

2019:

- In his first full pro season, spent time at three levels: Single-A West Virginia (April 4-May 28), High-A Modesto (May 29-July 5) and AA Arkansas (July 6-end of the season)...overall, hit .291 (129-for-443) with 80 runs, 31 doubles, 5 triples, 23 home runs, 68 RBI, 3 HBP, 50 walks and 20 stolen bases in 117 games
- Named the Ken Griffey Jr. Offensive Player of the Year by the Seattle Mariners...led all Mariners farmhands in runs and doubles, while also ranking T2nd in home runs, 3rd in hits and 4th in RBI
- One of 10 minor leaguers to record at least 20 home runs and 20 stolen bases in 2019
- Represented the Mariners at the 21st annual SiriusXM All-Star Futures on July 7 at Progressive Field
- Recorded 35 multi-hit games, including seven 3-hit games and a career-high 4-hits on April 16 vs. Lakewood...had 3 multi-home run games: April 27 vs. Asheville, Aug. 23 vs. Amarillo and Sept. 1 at Amarillo...reached base safely in 44 of 50 games with West Virginia, including 37 games with at least 1 hit (17 multi-hit games)
- In 50 games with West Virginia, hit .303 (57-for-188) with 31 runs, 13 doubles, 3 triples, 10 home runs, 26 RBI, 25 walks and 7 steals...from April 10-May 9, reached base safely in 25-straight games, batting .402 (29-for-97)...hit safely in a season-high 18-consecutive games with West Virginia, April 11-May 2, batting .444 (32-for-72); tied for the 2nd-longest hitting streak by a Mariners minor leaguer in 2019 (also: Bobby Honeyman), trailing only Milkar Perez's 21-game hitting streak for the DSL Mariners
- Among South Atlantic League leaders at the time of his promotion (through 5/28), ranked 2nd in OPS (.955), 3rd in extra-base hits (26), 3rd in total bases (106), T4th in hits (57), 5th in home runs (10), 5th in slugging (.564), 8th in batting (.303), T9th in walks (25), 10th in on-base (.391) and T10th in doubles (13)
- Promoted to High-A Modesto on May 29...in 46 games with Modesto, hit .290 (49x169) with 36 runs, 13 doubles, 1 triple, 6 home runs, 22 RBI, 17 walks and 10 steals...homed in his Modesto debut on May 30 vs. Visalia
- Promoted to Double-A Arkansas on July 6...hit .253 (21x83) with 11 runs, 4 doubles, 1 triple, 6 home runs and 17 RBI in 21 games with the Travelers...hit safely in 9-straight games, July 30-Aug. 8, batting .447 (17x38)...belted two home runs and drove in a season-high 5 runs on Sept. 1 at Amarillo
- Following the season, ranked by Baseball America as the No. 1 prospect in the South Atlantic League, the No. 3 prospect in the Cal League and a Minor League All-Star...named an MiLB.com Organizational All-Star
- Played 3 games in the Arizona Fall League for the Peoria Javelinas

2018:

- Made his pro debut with GCL Mets in the Gulf Coast League and Rookie-level Kingsport in the Appalachian League...in 56 games, combined to hit .286 (62-for-220) with 6 HR, 42 RBI, 42 R, 22 XBH, 15 SB
- In 12 games with GCL Mets, slashed .413/.451/.609 (19-for-46) with 1 HR, 9 RBI, 9 R, 4-4 SB...hit safely in his first 11 career games
- Reached base in 37 of 44 games with Kingsport...Batted .253 with 5 HR, 33 RBI, 33 R, 11 SB...Had a 10-game hitting streak to end the season, batting .410 (16-for-39) with 14 RBI
- Earned Player of the Week honors for Aug. 20-26, batting .579 (11-for-19) in six games with multi-hit games and at least 1 RBI in each contest
- Named an MiLB.com Organizational All-Star in the Mets system post-season

Personal:

- Jarred Robert Kelenic (pronunciation: KELL-nick)
- Resides in Waukesha, WI...graduated from Waukesha West HS in 2018
- Selected by the Mets with the 6th overall selection of the 2018 Draft
- Participated in both the Perfect Game All-America Classic and the Under Armour All-America Baseball Game in 2017

KELENIC'S CAREER PLAYING RECORD

YEAR	TEAM	LG	AVG	G	AB	R	H	2B	3B	HR	RBI	BB	SO	SB	CS	OBP	SLG	HP	SAC	SF	
2018	GCL Mets	GCL	.413	12	46	9	19	2	2	1	9	4	11	4	0	.451	.609	0	0	1	
	Kingsport	APP	.253	44	174	33	44	8	4	5	33	22	39	11	1	.350	.431	4	0	0	
2019	West Virginia	SAL	.309	50	191	33	59	14	3	11	29	25	45	7	4	.394	.586	2	0	0	
	Modesto	CAL	.290	46	169	36	49	13	1	6	22	17	49	10	3	.353	.485	1	0	3	
	Arkansas	TEX	.253	21	83	11	21	4	1	6	17	8	17	3	0	.315	.542	0	0	1	
Minor Lg Totals				.290	173	663	122	192	41	11	29	110	76	161	35	8	.366	.516	7	0	5

TACOMA ERA CHAMPIONS

Tacoma has had 14 pitchers lead the league in ERA:

YR	PITCHER	ERA
1962	Gaylord Perry	2.48
1965	Bill Hands	2.19
1969	Jim Colborn	2.28
1974	Juan Veintidos	3.67
1975	Steve Luebber	2.39
1977	Eddie Bane	4.14
1978	Larry McCall	2.93
1982	Chris Codiroli	1.90
1994	Doug Johns	2.89
1996	Bob Milacki	2.74
1997	Edwin Hurtado	3.88
1999	Melvin Bunch	3.10
2001	Denny Stark	2.37
2007	Jorge Campillo	3.07



BRADY LAIL

RHP

BORN: 8/9/1993 IN SOUTH JORDAN, UT
RESIDES: SOUTH JORDAN, UT

ACQUIRED: CLAIMED OFF WAIVERS FROM CHICAGO-AL ON AUG. 10, 2020

DRAFTED: SELECTED BY NEW YORK-AL IN THE 18TH ROUND OF THE 2012 DRAFT (BINGHAM HS)

HEIGHT:	WEIGHT:	BATS:	THROWS:	AGE:
6'2"	200	RIGHT	RIGHT	27

AS OF OPENING DAY 2021

LAIL'S CAREER SUMMARY

Single-Game Career High...	IP	H	R	ER	HR	K	BB
	9	12	9	9	4	11	5
	7/25/15	4/29/17	8/17/16	8/17/16	8/17/16	5/16/14	5/4/17

2020:

- Started the season in the Chicago White Sox organization and was claimed off waivers by Seattle on 8/10...Made 1 relief appearances with Chicago and 7 relief appearances with Seattle...combined for a 4.41 ERA, 16.1 IP, 8 ER, 12 SO, 7 BB, 5 HR
- Made his lone appearance with Chicago on 8/6 vs. Milwaukee...1.1 IP, 2 H, 0 R, 1 SO
- Made his Mariners debut on 8/14 in Houston...3.0 IP, 3 SO, 1 BB...longest appearance of the season
- Finished his season with back-to-back scoreless appearances on 9/17 (vs. SFG) and 9/22 (vs. HOU)
- Became the 4th pitcher in the modern era to make his first 3 MLB appearances for 3 different teams (NYY-2019, CWS-2020, SEA-2020)

2019:

- Spent the season in the New York Yankees organization...made 1 relief appearances with New York, 11 relief appearances with Triple-A Scranton Wilkes-Barre, 14 appearances (1 start) with Double-A Trenton, and 1 relief appearance with Adv. A Tampa
- Started the season on the IL and made his season debut with Scranton Wilkes-Barre on 5/27...reassigned to Tampa after 1 appearance...returned to Triple-A on 7/23...had a 1-game stint with New York on 8/12 and made 2 more appearances with Trenton in August
- In four stints with Scranton Wilkes-Barre...went 1-1 with a 7.47 ERA, 15.2 IP, 14 R (13 ER), 17 SO, 3 BB, 3 HR
- Made his lone appearance with Tampa on 5/31...2.2 IP, 5 H, 3 R (2 ER), 3 SO
- Reassigned to Trenton on 6/4 and made 12 appearances through 7/15...made 2 more appearances in August...In 14 appearances (1 start) with Double-Trenton, went 3-1 with a 1.74 ERA, 31.0 IP, 6 ER, 47 SO, 12 BB, 1 HR, .167 BAA, 0.97 WHIP
- Made his Major League debut with New York in the second game of a doubleheader on 8/12...2.2 IP, 2 H, 3 ER, 2 SO, 1 BB

2018:

- Spent the season in the New York Yankees organization, his first season as a full-time reliever...made 27 relief appearances with Triple-A Scranton Wilkes-Barre and 10 relief appearances with Double-A Trenton...combined for a 5-6 record, 5.43 ERA, 63.0 IP, 40 R (38 ER), 66 SO, 36 BB, 8 HR
- Started the season with Scranton Wilkes-Barre...In 27 appearances, went 4-6 with a 5.36 ERA, 43.2 IP, 28 R (26 ER), 46 SO, 28 BB, 6 HR
- In April, pitched 12.1 innings and allowed 1 ER (0.73 ERA) in 6 appearances
- Reassigned to Trenton on 6/29...In 10 appearances, went 1-0 with a 5.59 ERA, 19.1 IP, 12 ER, 20 SO, 8 BB, 2 HR
- Reassigned back to Triple-A on 7/30 and finished the season with Scranton Wilkes-Barre...finished the season with three straight scoreless appearances (4.0 IP)

2017:

- Spent the season in the New York Yankees organization...made 26 appearances (22 starts) with Triple-A Scranton Wilkes-Barre and 2 starts with Double-A Trenton...combined for a 7-5 record, 4.90 ERA, 2 saves, 145.0 IP, 83 R (79 ER), 100 SO, 48 BB, 19 HR
- Started the season with Scranton Wilkes-Barre...in 26 appearances, went 6-5 with a 5.17 ERA, 2 saves, 132.1 IP, 80 R (76 ER), 94 SO, 42 BB, 19 HR
- Reassigned to Trenton on 5/13...assigned back to Triple-A on 5/25...in 2 starts with Trenton, went 1-0 with a 2.13 ERA, 12.2 IP, 3 ER, 6 SO, 4 BB
- Tied his long appearance of the season (7.0 IP) with Trenton on 5/20 vs. Portland...2 ER, 5 SO, 2 BB
- Made his longest scoreless appearance in his final start of the season on 9/1...6.0 IP, 3 H, 3 SO

2016:

- Spent the season in the New York Yankees organization...made 17 starts with Triple-A Scranton Wilkes-Barre, 6 starts with Double-A Trenton and 1 start with GCL Yankees West...combined for an 8-8 record, 4.62 ERA, 126.2 IP, 74 R (65 ER), 75 SO, 42 BB, 13 HR
- Started the season with Trenton...in 6 starts, went 1-2 with a 3.69 ERA, 31.2 IP, 15 R (13 ER), 17 SO, 12 BB, 2 HR

LAIL (CONTINUED)

2016 (cont):

- Reassigned to Scranton Wilkes-Barre on 5/7...in two stints, 7-6 with a 5.07 ERA, 92.1 IP, 57 R (52 ER), 58 SO, 30 BB, 11 HR
- Made his lone appearance with GCL Yankees West on 7/12 vs. GCL Phillies...2.2 IP, 3 H, 2 R (0 ER)

2015:

- Spent the season in the New York Yankees organization...made 7 starts with Triple-A Scranton Wilkes-Barre, 20 appearances (19 starts) with Double-A Trenton and 1 start with Adv. A Tampa...combined for a 10-6 record, 2.91 ERA, 1 CG shutout, 148.1 IP, 53 R (48 ER), 85 SO, 43 BB, 6 HR
- Started the season with Tampa...made 1 start and earned the win at Lakeland on 4/9...5.0 IP, 4 H, 9 SO
- In 20 appearances with Trenton, went 6-4 with a 2.45 ERA, 106.1 IP, 32 R (29 ER), 63 SO, 26 BB, 2 HR
- Pitched the first complete game shutout of his career on 7/25 vs. Binghamton...9.0 IP, 2 H, 4 SO, 1 BB
- Promoted to Scranton Wilkes-Barre on 8/4...in 7 starts, went 3-2 with a 4.62 ERA, 37.0 IP, 37.0 IP, 21 R (19 ER), 13 SO, 17 BB, 4 HR
- From May through July, went 6-2 with a 2.13 ERA in 17 appearances (16 starts), 93.0 IP, 54 SO
- Named an Eastern League Mid-Season All-Star with Trenton

2014:

- Spent the season in the New York Yankees organization...made 7 appearances (6 starts) with Adv. A Tampa and 18 starts with Single-A Charleston...combined for an 11-5 record with a 3.62 ERA, 134.1 IP, 60 R (54 ER), 116 SO, 26 BB, 8 HR
- Started the season with Charleston...in 18 starts, went 8-4 with a 3.71 ERA, 97.0 IP, 46 R (40 ER), 95 SO, 17 BB, 6 HR
- Pitched 5 or more innings and allowed 2 or fewer runs in 7 straight starts from 4/23-5/28...39.0 IP, 9 ER (2.08 ERA)
- Reassigned to Tampa on 7/16...went 3-1 with a 3.38 ERA, 37.1 IP, 14 ER, 21 SO, 9 BB, 2 HR
- Named a South Atlantic League Mid-Season All-Star with Charleston

2013:

- Spent the season in the New York Yankees organization...made 12 appearances (11 starts) for GCL Yankees and 2 appearances (1 start) with Adv. A Tampa...combined for a 5-1 record with a 2.92 ERA, 61.2 IP, 22 R (20 ER), 56 SO, 8 BB, 1 HR, 0.99 WHIP
- Assigned to Tampa from GCL Yankees 1 on 6/4...made his season debut that day vs. Palm Beach...3.0 IP, 3 ER
- With GCL Yankees, went 4-1 with a 2.33 ERA, 54.0 IP, 15 R (14 ER), 51 SO, 5 BB
- Made his first and last appearances of the season with Tampa...earned the win on 8/30 at Lakeland, 4.2 IP, 4 R, 3 ER

2012:

- Started his pro career after getting drafted in the 18th round of the 2012 Draft...made 5 relief appearances with GCL Yankees
- Went 1-0 with a 1.42 ERA, 12.2 IP, 8 H, 2 ER, 10 SO, 2 BB, .190 BAA, 0.79 WHIP

Personal:

- Brady Joe Lail
- Resides in South Jordan, Utah with wife, Kaitlyn and daughter, Olivia
- Graduated from Bingham (UT) High School in 2012

LAIL'S CAREER PLAYING RECORD

YEAR	TEAM	LG	W	ERA	G	GS	CG	SHO	SV	IP	H	R	ER	HR	HB	BB	SO	WP	BK
2012	GCL Yankees	GCL	1-0	1.42	5	0	0	0	0	12.2	8	2	2	0	0	2	10	0	0
2013	GCL Yankees 1	GCL	4-1	2.33	12	11	0	0	0	54.0	39	15	14	0	1	5	51	4	0
	Tampa	FSL	1-0	7.04	2	1	0	0	0	7.2	14	7	6	1	0	3	5	0	0
2014	Charleston	SAL	8-4	3.71	18	18	0	0	0	97.0	106	46	40	6	1	17	95	6	0
	Tampa	FSL	3-1	3.38	7	6	0	0	0	37.1	30	14	14	2	1	9	21	1	0
2015	Tampa	FSL	1-0	0.00	1	1	0	0	0	5.0	4	0	0	0	0	0	9	0	0
	Trenton	EL	6-4	2.45	20	19	1	1	0	106.1	91	32	29	2	0	26	63	5	0
	Scranton WB	IL	3-2	4.62	7	7	0	0	0	37.0	46	21	19	4	1	17	13	0	0
2016	GCL Yankees	WGCL	0-0	0.00	1	1	0	0	0	2.2	3	2	0	0	0	0	0	0	0
	Trenton	EL	1-2	3.69	6	6	1	0	0	31.2	33	15	13	2	0	12	17	1	0
	Scranton WB	IL	7-6	5.07	17	17	0	0	0	92.1	97	57	52	11	2	30	58	4	0
2017	Trenton	EL	1-0	2.13	2	2	0	0	0	12.2	12	3	3	0	0	4	6	1	0
	Scranton WB	IL	6-5	5.17	26	22	0	0	2	132.1	139	80	76	19	1	42	94	5	1
2018	Trenton	EL	1-0	5.59	10	0	0	0	0	19.1	22	12	12	2	0	8	20	0	0
	Scranton WB	IL	4-6	5.36	27	0	0	0	0	43.2	43	28	26	6	1	28	46	5	0
2019	Tampa	FSL	0-0	6.75	1	0	0	0	0	2.2	5	3	2	1	0	0	3	0	0
	Trenton	EL	3-1	1.74	14	1	0	0	1	31.0	18	6	6	1	0	12	47	1	0
	Scranton WB	IL	1-1	7.47	11	0	0	0	0	15.2	19	14	13	3	3	3	17	0	0
	NEW YORK	AL	0-0	10.13	1	0	0	0	0	2.2	2	3	3	1	0	1	2	0	0
2020	SEATTLE	AL	0-0	4.80	7	0	0	0	0	15.0	12	8	8	5	2	7	11	0	0
	CHICAGO	AL	0-0	0.00	1	0	0	0	0	1.1	2	0	0	0	0	0	1	0	0
MLB Totals			0-0	5.21	9	0	0	0	0	19.0	16	11	11	6	2	8	14	0	0
Minor Lg Totals			51-33	3.97	187	112	2	1	3	741.0	729	357	327	60	11	218	575	33	1

LUIS LIBERATO

OF

BORN: 12/18/1995 IN SANTIAGO, LA CANELA, D.R.
RESIDES: SANTIAGO, LA CANELA, D.R.

ACQUIRED: SIGNED BY SEATTLE AS A NON-DRAFTED FREE AGENT ON DEC. 12, 2012

HEIGHT: 6'1" **WEIGHT:** 175 **BATS:** LEFT **THROWS:** LEFT **AGE:** 25

AL OF ORIGIN: DAY 2021

LIBERATO'S CAREER SUMMARY

Single-Game Career High...	R	H	2B	3B	HR	RBI	SB
	4	4 (3x)	2 (9x)	2 (2x)	2 (2x)	6	2 (7x)
	6/20/15	5/15/19	7/3/19	6/11/17	4/20/19	4/20/19	8/7/19

2020:

- DNP (COVID-19 pandemic)
- Played for Aguilas Cibaeñas in the Dominican Winter League with fellow Mariners minor leaguer Yohan Ramirez...helped the team win its 22nd league title...hit .382 and posted a 1.021 OPS in 34 at-bats

2019:

- Made 52 appearances with Double-A Arkansas, 44 appearances with Adv. A Modesto and 1 appearance with Triple-A Tacoma...combined to hit .261 (95-for-364) with 9 HR, 47 RBI, 53 R, 15 doubles, 8 steals
- Started the season with Modesto and was reassigned to Tacoma for 1 game on 5/25...went 2-for-4 with 3 R with Tacoma at Salt Lake
- Placed on the 7-day IL on 5/27...activated and assigned to Arkansas on 6/20...also on the 7-day IL from 7/11 (retroactive to 7/9) to 7/19
- As a lefty batter, was 21-for-70 (.300) vs. LHP...hit .252 (74-for-294) vs. RHP
- Hit .300 (27-for-89) with Modesto in April...led the Cal League in HR (7), RBI (22) and total bases (50) in April...ranked 5th in avg (.303), 3rd in SLG (.562) and OPS (.928), and T-5th in hits (27) and runs (17)
- Named a Cal League Mid-Season All-Star with Modesto

2018:

- Spent the season with Adv. A Modesto and hit .250 (82-for-328) with 11 HR, 44 RBI, 48 R
- Set a career-high with 20 doubles
- Had a season-high 11-game hitting streak from 6/2-13...hit .340 (17-for-50) with 2 HR, 8 RBI, 7 R, 6 doubles, 1 triple
- In Aug. and Sept. (28 G), hit .320 (31-for-97) with 17 RBI and 19 R...raised his season batting avg. from .221 to .250
- Played 3 games with Leones del Escogido in the Dominican Winter League...went 2-for-3 with 2 R, 1 BB

2017:

- Made 68 appearances with Adv. A Modesto and 57 appearances with Single-A Clinton...combined to hit .246 (110-for-448) with 14 HR and 44 XBH...set career-highs in games (125), runs (75), hits (110), RBI (50) and triples (14)
- Led all Mariners minor leaguers and ranked 3rd among all minor leaguers with 14 triples...hit 9 triples in the Midwest League ranked T-4th...hit 2 triples with Clinton on 6/11 at Peoria
- Hit .289 (97-for-336) vs. RHP and .116 (13-for-112) vs. LHP
- On the IL twice with a right hamstring strain from 4/21-5/6 and 8/23-9/3
- Named an *MLB.com* Organizational All-Star

2016:

- Made 100 appearances with Single-A Clinton and hit .258 (96-for-372) with 2 HR, 29 RBI, 65 R, 4 SB
- Set then career-highs in games (100), runs (65), doubles (19), triples (8) and walks (47)
- Ranked 2nd among Mariners minor leaguers and T-2nd in the Midwest League with 8 triples
- On the 7-day IL with a right hamstring strain from 8/23-9/3
- After hitting .159 in May, hit .356 (32-for-90) with 9 RBI and 22 R in June...led the league with 22 R, ranked T-4th in avg, 4th in OBP (.453), 5th in SLG (.522), 2nd in OPS (.975), T-th in hits (32) and T-6th in BB (16)

2015:

- Made 53 appearances with Short Season-A Everett, 8 appearances with Single-A Clinton and 3 appearances with Double-A Jackson...combined to hit .231 (51-for-221) with 5 HR, 31 RBI, 37 R, 11 doubles, 6 triples, 11 steals
- Started the season with Clinton on 5/2 and reassigned to Extended Spring Training on 5/11...assigned to Jackson on 6/4 and reassigned to Everett on 6/12
- Had a 7-game hitting streak with Everett from 6/20-27...had a .517/.533/1.069 slash line with 3 HR, 9 RBI, 15 hits, 3 doubles, 2 triples, 2 steals...Earned Northwest League Player of the Week for 6/22-28 (.458, 5 XBH)
- Compiled a season-long 8-game hitting streak from 7/24-8/2...hit .300 (9-for-30) with 5 RBI, 5 XBH, 5 R

2014:

- Made 49 appearances with Rookie-level AZL Mariners...hit .211 (37-for-175) with 2 HR, 14 RBI, 28 R, 11 XBH
- Stole 14 bases for the second-straight season (career-high)
- Reached base safely in 16 of 17 games from 6/21-7/13...collected 10 walks and posted a .385 OBP

LIBERATO (CONTINUED)

2013:

- Started his pro career after signing with Seattle as a non-drafted free agent out of Santiago, La Canela, Dominican Republic
- Made 57 appearances with DSL Seattle...hit .255 (52-for-204) with 2 HR, 17 RBI, 39 R, 14 steals
- Debuted on 6/1 at DSL Astros and went 2-for-5 with 1 RBI and 2 R
- Started his pro career on an 8-game hitting streak...hit .303 (10-for-33) with 3 RBI, 8 R
- Hit his first career HR on 6/19 vs. DSL Astros

Personal:

- Luis David Liberato

LIBERATO'S CAREER PLAYING RECORD

Year	Team	LG	AVG	G	AB	R	H	2B	3B	HR	RBI	BB	SO	SB	CS	OBP	SLG	HP	SAC	SF	
2013	DSL Mariners	DSL	.255	57	204	39	52	8	3	2	17	23	50	14	8	.338	.353	3	2	1	
2014	AZL Mariners	AZL	.211	49	175	28	37	6	3	2	14	29	47	14	2	.325	.314	1	4	1	
2015	Everett	NWL	.260	53	181	34	47	10	5	5	31	24	47	10	3	.341	.453	0	7	3	
	Clinton	MWL	.133	8	30	3	4	1	1	0	0	2	10	1	0	.188	.233	0	0	0	
	Jackson	SOU	.000	3	10	0	0	0	0	0	0	0	2	0	0	.000	.000	0	0	0	
2016	Clinton	MWL	.258	100	372	65	96	19	8	2	29	47	100	4	2	.340	.368	0	12	1	
2017	Clinton	MWL	.230	57	191	34	44	5	9	6	22	23	51	5	4	.309	.445	0	6	3	
	Modesto	CAL	.257	68	257	41	66	11	5	8	28	21	80	7	4	.314	.432	1	3	1	
2018	Modesto	CAL	.250	87	328	48	82	20	2	11	44	34	63	2	5	.317	.424	0	4	4	
2019	Modesto	CAL	.283	44	166	25	47	5	0	7	29	20	41	4	2	.360	.440	1	3	2	
	Arkansas	TL	.237	52	194	25	46	10	1	2	18	15	49	4	1	.292	.330	0	2	0	
	Tacoma	PCL	.500	1	4	3	2	0	0	0	0	0	0	0	0	.500	.500	0	0	0	
Minor Lg Totals				.248	579	2112	345	523	95	37	45	232	238	540	65	31	.323	.392	6	43	16



NICK MARGEVICIUS

LHP

BORN: 6/18/1996 IN CLEVELAND, OH

ACQUIRED: CLAIMED OFF WAIVERS FROM SAN DIEGO ON JAN. 24, 2020

DRAFTED: SELECTED BY SAN DIEGO IN THE 7TH ROUND IN THE 2017 DRAFT (RIDER)

HEIGHT: 6'5" **WEIGHT:** 220 **BATS:** LEFT **THROWS:** LEFT **AGE:** 24

AS OF OPENING DAY 2021

MARGEVICIUS' CAREER SUMMARY

Single-Game Career High...	IP	H	R	ER	HR	K	BB
	7.1	11 (2x)	7 (2x)	7 (2x)	4	11	5 (2x)
	8/31/18	6/16/19	9/9/20	9/9/20	5/18/19	8/14/18	4/23/19

2020:

- Made 10 appearances (7 starts) with Seattle...went 2-3 with a 4.57 ERA, 41.1 IP, 21 ER, 36 SO, 14 BB, 6 HR
- Had 3 quality starts, including a scoreless outing vs. Houston on 9/23...6.0 IP, 3 H, 4 SO, 3 BB
- Claimed off waivers by Seattle from San Diego on 1/24

2019:

- Spent the season in the San Diego Padres organization...made 17 appearances (12 starts) with San Diego and 12 starts with Double-A Amarillo...combined for a 6-10 record, 5.43 ERA, 126.0 IP, 81 R (76 ER), 95 SO, 32 BB, 26 HR
- Started the season with San Diego and made his Major League debut on 3/30 vs. San Francisco...5.0 IP, 3 H, 1 ER, 5 SO
- In 17 appearances with San Diego, went 2-6 with a 6.79 ERA, 57.0 IP, 46 R (43 ER), 42 SO, 19 BB, 12 HR
- Earned his first MLB win on 4/10 at San Francisco...6.0 IP, 5 H, 1 ER, 6 SO, 0 BB...lowered his ERA to 1.69
- Optioned to Double-A Amarillo on 5/19...returned to San Diego after 1 appearance, optioned again on 6/22... returned to Majors on 8/28 and remained with Padres through the end of the season
- In 12 starts with Amarillo, went 4-4 with a 4.30 ERA, 69.0 IP, 35 R (33 ER), 53 SO, 13 BB, 14 HR

2018:

- Spent the season in the San Diego organization...made 10 appearances (9 starts) with Adv. A Lake Elsinore and 13 starts with Single-A Fort Wayne...combined for a 10-8 record, 3.60 ERA, 135.0 IP, 63 R (54 ER), 146 SO, 17 BB, 10 HR
- Started the season with Fort Wayne...in 13 starts, went 5-5 with a 3.07 ERA, 76.1 IP, 32 R (26 ER), 87 SO, 9 BB, 5 HR
- Reassigned to Lake Elsinore on 7/5...went 5-3 with a 4.30 ERA, 58.2 IP, 31 R (28 ER), 59 SO, 8 BB, 5 HR
- Pitched 6 or more innings in 12 appearances across both levels...allowed 2 or fewer runs in 10 of those 12 starts... pitched a season-high 7.1 innings on 8/31 vs. Lancaster
- Named a Midwest League Mid-Season All-Star with Fort Wayne...pitched a scoreless inning in the All-Star Game on 6/19

2017:

- Started his career after being selected by San Diego in the 7th round of the 2017 Draft out of Rider University in Lawrence Township, NJ
- Made 6 starts with Short Season-A Tri-City and 5 appearances (4 starts) with Rookie-level AZL San Diego 1... combined to go 4-1 with a 1.31 ERA, 1 save, 48.0 IP, 12 R (7 ER), 62 SO, 8 BB, 1 HR
- Earned a save in his pro debut on 6/27 at AZL Royals...2.0 IP, 1 ER, 4 SO
- Earned his first career win on 7/16 at AZL Royals...5.0 IP, 2 ER, 7 SO, 2 BB
- With AZL San Diego 1, went 1-1 with a 1.42 ERA, 19.0 IP, 7 R (3 ER), 30 SO, 4 BB, 0 HR
- Reassigned to Tri-City on 7/25...went 3-0 with a 1.24 ERA, 29.0 IP, 5 R (4 ER), 32 SO, 4 BB, 1 HR

Personal:

- Nicholas Phillip Margevicius (pronunciation: mahr-GAV-a-chiss)
- As a freshman in 2017 at Rider (NJ) University, led the team in strikeouts (79), IP (87.1), wins (6), ERA (2.89) and complete games (2) en route to earning First Team All-MAAC and MAAC All-Academic Team honors

MARGEVICIUS' CAREER PLAYING RECORD

YEAR TEAM	LG	W	ERA	G	GS	CG	SHO	SV	IP	H	R	ER	HR	HB	BB	SO	WP	BK
2017 AZL Padres	AZL	1-1	1.42	5	4	0	0	1	19.0	19	7	3	0	0	4	30	3	0
Tri-City	NWL	3-0	1.24	6	6	0	0	0	29.0	20	5	4	1	1	4	32	1	0
2018 Fort Wayne	MWL	5-5	3.07	13	13	0	0	0	76.1	79	32	26	5	3	9	87	4	0
Lake Elsinore	CAL	5-3	4.30	10	9	0	0	0	58.2	69	31	28	5	2	8	59	1	0
2019 Amarillo	TL	4-4	4.30	12	12	0	0	0	69.0	75	35	33	14	1	13	53	4	1
SAN DIEGO	NL	2-6	6.79	17	12	0	0	0	57.0	73	46	43	12	3	19	42	1	0
2020 SEATTLE	AL	2-3	4.57	10	7	0	0	0	41.1	38	21	21	6	0	14	36	2	0
MLB Totals		4-9	5.86	27	19	0	0	0	98.1	111	67	64	18	3	33	78	3	0
Minor Lg Totals		18-13	3.36	46	44	0	0	1	252.0	262	110	94	25	7	38	261	13	1



JOSÉ MARMOLEJOS

UTL

BORN: 1/2/1993 IN PERTH AMBOY, NJ

ACQUIRED: SIGNED BY SEATTLE AS A MINOR LEAGUE FREE AGENT ON NOV. 27, 2019

DRAFTED: SIGNED WITH WASHINGTON AS A NON-DRAFTED FREE AGENT ON JUNE 9, 2011

HEIGHT: 6'1" **WEIGHT:** 225 **BATS:** LEFT **THROWS:** LEFT **AGE:** 27

AS OF OPENING DAY 2020

MARMOLEJOS' CAREER SUMMARY

Single-Game Career High...	R	H	2B	3B	HR	RBI	SB
	3 (12x)	5 (2x)	4	1 (31x)	2 (2x)	5 (3x)	1 (9x)
	7/12/19	5/22/17	6/9/12	6/22/19	4/26/19	5/22/17	5/3/19

2020:

- Played 35 games with Seattle...hit .206 (22-for-107) with 6 HR, 18 RBI, 12 R, 4 doubles, 7 BB, .411 SLG
- Made his MLB debut on 7/24 at Houston, starting in left field
- Recorded his first MLB hit on 7/26 vs. Houston (Brandon Bailey)
- Clubbed first career home run (3-run) on 7/30 at Los Angeles-AL (Dylan Bundy)
- Hit safely in 8 straight games from 8/27-9/5...hit .370 (10-for-27) with 3 HR, 8 RBI, 4 R, 2 doubles, 3 BB
- Hit HR in both games of a double-header on 8/27 at San Diego, including a grand slam...first Mariners player since Alex Rodriguez on 8/8/2000)
- Hit safely in 14 of 15 games from 8/27-9/14...hit .360 (18-for-50) with 5 HR, 15 RBI, 8 R, 4 doubles, 5 BB
- Had 2 stints with Seattle from Opening Day to 8/6 and 8/27 to the end of the season
- Spent part of the season at the Alternate Training Site at Cheney Stadium in Tacoma

2019:

- Spent most of the season with Triple-A Fresno (WAS) and played 11 games with Double-A Harrisburg...in 112 total games, combined to slash .315/.367/.542 (123-for-391) with 18 HR, 73 RBI, 61 R, 31 doubles
- Began the season with Fresno and played 37 games before being reassigned to Harrisburg on 5/27...played 11 games with Harrisburg before rejoining Fresno on 6/8
- In 101 games with Fresno, batted .315 with 16 HR, 63 RBI, 53 R, 29 doubles...in his first stint (37 games), batted .274 with 5 HR...in his second stint (63 games), slashed .336/.387/.574 with 11 HR, 32 XBH
- Hit safely in 18-straight starts (1 PH appearance) from June 10-30, batting .486 (36-for-74) with 13 multi-hit contests, including the last 6 games
- With Harrisburg, batted .308 (12-for-39) with 2 HR, 10 RBI, 8 R in 11 games...hit safely in 9 games
- Was on the IL from Aug. 21 through the end of the season
- Following the season, named an MiLB.com Organizational All-Star for the fourth time

2018:

- Spent the season with Triple-A Syracuse (WAS)...in 130 games, batted .266 (131-for-493) with 8 HR, 57 RBI, 52 R, 25 doubles
- Recorded 34 multi-hit games
- Designated for assignment on July 26...rejoined Syracuse outright on July 29
- After being DFA'd, reached base safely in 10 games, batting .308 (12-for-39) with 4 RBI and 4 R
- Ranked 9th in the International League with 131 hits

2017:

- Spent the season with Double-A Harrisburg...in 107 games, batted .288 (115-for-400) with 14 HR, 66 RBI, 68 R, 36 XBH
- His 68 runs ranked 8th in the Eastern League
- Season began on 5/12...missed the first month with a sprained left forearm
- Earned Player of the Week honors for Aug. 21-27 after batting .462 (12-for-31) with 2 HR, 9 RBI, 8 R, 6 XBH and an .885 SLG%
- Had a season-long 17-game hitting streak from Aug. 17-Sept. 2, batting .375 (24-for-64) with 2 HR, 16 RBI, 14 R
- Named an Eastern League Mid-Season All-Star

2016:

- Played 103 games with Adv. A Potomac and 33 games with Double-A Harrisburg...combined to bat .289 (146-for-505) with 13 HR, 74 RBI, 87 R, 45 doubles
- Ranked top-10 in the Carolina League in AVG (.286; 6th), OBP (.381; 2nd), SLG (.495; 2nd), OPS (.875; 2nd), doubles (36; 4th), BB (59; T-6th), XBH (52; 4th) and R (72; 6th)
- Had five on-base streaks of 12 or more games...two stretches of 15 or more games...collected hits in 100 of 136 games, including 39 multi-hit games
- His career-best 45 doubles were tied for the second-most in Minor League Baseball
- Led all Nationals Minor Leaguers with 87 runs and 240 total bases...both career highs

MARMOLEJOS (CONTINUED)

2016 (cont):

- Awarded Nationals Minor League Player of the Year for the second-straight season...named an MiLB.com Organizational All-Star
- Played with Tigres del Lincey in the Dominican Winter League, batting .216 with 1 HR in 30 games

2015:

- Spent the season with Class-A Hagerstown...in 124 games, batted .310 (145-for-468) with 11 HR, a career-high 87 RBI, 63 R, 39 doubles
- Led the South Atlantic League with 87 RBI...next highest was Michael Suchy with 76 (West Virginia)...also led the league in hits (145), doubles (39), XBH (55) and total bases (227)
- Finished third in the SAL in average (.310), SLG (.485) and OPS (.848)
- Had a season-long 29-game on-base streak from July 19-Aug. 19, batting .413 (45-for-109) with 4 HR, 25 RBI, 19 R...during the month-long stretch, ranked 7th in average in MiLB
- Named a South Atlantic League Post-Season All-Star...named an MiLB.com Organizational All-Star for the first time
- Earned Nationals Minor League Player of the Year honors

2014:

- Spent the season with Short Season-A Auburn...in 65 games, batted .265 (62-for-234) with 1 HR, 31 RBI, 30 R
- Had a season-long 11-game hitting streak from June 19-July 3, slashing .375/.468/.525 (15-for-40)
- Hit 19 doubles, tied for 5th in the New York-Penn League...finished T-6th with 28 BBs
- Earned New York-Penn League Mid-Season All-Star honors

2013:

- Made his United States debut, playing the season with Rookie-level GCL Nationals
- In 43 games, batted .312 (44-for-141) with 2 HR, 21 RBI, 27 R
- Hit safely in 15 of his last 18 games, batting .317 (19-for-60)

2012:

- Played the season with DSL Nationals...in 69 games, batted .298 (76-for-255) with 4 HR, 39 RBI, 33 R, 21 doubles, 8 triples

2011:

- Began his pro career with DSL Nationals...in 54 games, batted .223 (41-for-184) with 1 HR, 21 RBI, 22 R
- Collected his first pro hit on 6/17 at DSL Braves...hit first HR on 8/11 at DSL Rangers

Personal:

- José Ramon Marmolejos
- Attended South Broward HS in Miami, FL
- Welcomed his first-born on 6/13/20, Mía

MARMOLEJOS' CAREER PLAYING RECORD

YEAR TEAM	LG	AVG	G	AB	R	H	2B	3B	HR	RBI	BB	SO	SB	CS	OBP	SLG	HP	SAC	SF
2011 DSL Nationals	DSL	.223	54	184	22	41	6	3	1	21	23	32	1	1	.330	.304	7	0	1
2012 DSL Nationals	DSL	.298	69	255	33	76	21	8	4	39	23	34	1	2	.362	.490	3	0	1
2013 GCL Nationals	GCL	.312	43	141	27	44	11	0	2	21	14	27	1	1	.373	.433	1	0	2
2014 Auburn	NYP	.265	65	234	30	62	19	3	1	31	28	50	0	1	.341	.385	1	0	4
2015 Hagerstown	SAL	.310	124	468	63	145	39	5	11	87	35	89	3	1	.363	.485	9	0	9
2016 Potomac	CAR	.286	103	378	72	108	36	5	11	59	59	84	2	3	.381	.495	2	0	5
Harrisburg	EL	.299	33	127	15	38	9	0	2	15	5	29	0	0	.333	.417	2	0	1
2017 Harrisburg	EL	.288	107	400	68	115	18	4	14	66	44	79	0	2	.361	.458	5	0	5
2018 Syracuse	IL	.266	130	493	52	131	25	1	8	57	39	97	0	0	.319	.369	2	0	5
2019 Harrisburg	EL	.308	11	39	8	12	2	0	2	10	4	6	0	0	.372	.513	0	0	0
Fresno	PCL	.315	101	352	53	111	29	2	16	63	28	80	1	0	.366	.545	1	0	1
2020 SEATTLE	AL	.206	35	107	12	22	4	0	6	18	7	32	0	1	.261	.411	1	0	0
MLB Totals		.206	35	107	12	22	4	0	6	18	7	32	0	1	.261	.411	1	0	0
Minor Lg Totals		.288	840	3071	443	883	215	31	72	469	302	607	9	11	.354	.448	33	0	34



DAVID MASTERS

INF

BORN: 4/23/1993 IN ST. LOUIS, MO
RESIDES: ST. LOUIS, MO

ACQUIRED: SIGNED BY SEATTLE AS A MINOR LEAGUE FREE AGENT ON JAN. 13, 2021

DRAFTED: SELECTED BY WASHINGTON IN THE 14TH ROUND OF THE 2013 DRAFT (CENTRAL ARIZONA)

HEIGHT: 6'1" **WEIGHT:** 205 **BATS:** RIGHT **THROWS:** RIGHT **AGE:** 28

AS OF ORLANDO DW 2021

MASTERS' CAREER SUMMARY

Single-Game Career High...	R	H	2B	3B	HR	RBI	SB
	3 (3x) 7/9/19	5 5/1/19	3 6/28/18	1 (5x) 6/14/17	2 (2x) 4/14/19	4 (2x) 6/2/16	1 (8x) 4/8/16

2020:

- DNP (COVID-19 pandemic)
- Started the season in the Chicago Cubs organization and was released on 5/28

2019:

- Spent the season in the Washington Nationals organization...played 24 games with Double-A Harrisburg, 49 games with Adv. A Potomac and 9 games with Short Season-A Auburn...combined to hit .256 (68-for-266) with 13 HR, 50 RBI, 45 R, 17 doubles, 33 BB
- Set career highs in HR (13), RBI (50), total bases (124), doubles (17), XBH (30), slugging percentage (.466) and OPS (.812)
- Through May 3, led the Carolina League in HR (8), SLG (.614) and OPS (.976)...ranked top-10 in RBI (20, T-7th), XBH (12, T-3rd) and total bases (51, T-5th) during that span
- Hit .298 (42-for-141) with 10 HR, 33 RBI and a .914 OPS in road games
- In May, had a .321/.433/.571 slash line with 12 RBI in 17 games
- Started the season with Potomac and was placed on the 7-day IL on 6/4 retroactive to 6/3...sent to Auburn on a rehab assignment on 7/5 and activated on 7/17...assigned to Harrisburg on 7/30
- Re-signed with Washington as a minor league free agent after the season and was claimed off waivers by Chicago-NL on 12/12

2018:

- Spent the season in the Washington Nationals organization...played his 3rd straight full season with Adv. A Potomac...hit .239 (70-for-293) with 6 HR, 32 RBI, 50 R, 16 doubles, 50 BB
- Set career highs in walks (50) and R (50)...made 92 appearances, his most since 2015
- Played all 4 infield positions, including 39 appearances at 3B, 25 at SS, 12 at 2B and 17 at 1B...committed 9 errors in 111 chances at 3B and 1 combined error in 258 total chances at all other positions
- Recorded a career-high 3 doubles on 6/28 at Down East (3-for-3, 1 RBI, 1 BB, 2 R)
- Hit safely in 9 of 10 games from 7/5-19...hit .303 (10-for-33) with 10 BB during that span
- Started the season on the 7-day IL and was activated on 4/12

2017:

- Spent the season in the Washington Nationals organization...played 89 games with Adv. A Potomac and hit .241 (71-for-295) with 8 HR, 41 RBI and 40 R
- Had a .703 OPS with 8 HR and 14 doubles, then career highs...previous best OPS was .596 in 2015
- From 7/13-8/25, reached base safely in 31 of 35 games and hit .296 (34-for-115) with an .846 OPS, 3 HR, 18 RBI, 15 BB, 16 R
- Played all 4 infield positions and committed 10 errors in 370 total chances (.973)
- Placed on the 7-day IL on 5/2 and activated on 5/25

2016:

- Spent the season in the Washington Nationals organization...made 76 appearances with Adv. A Potomac...hit .174 (41-for-236) with 6 HR, 33 RBI, 27 R, 5 doubles, 23 BB
- Had his first multi-home run game and set a career-high with 4 RBI in game 2 of a doubleheader on 6/2 at Frederick...went 2-for-4 with 2 RBI in game 1

2015:

- Spent the season in the Washington Nationals organization...made 91 appearances with Single-A Hagerstown and 18 with Adv. A Potomac...combined to hit .226 (80-for-354) with 2 HR, 37 RBI, 43 R, 13 doubles
- Set career highs in games (109), at-bats (354), hits (80) and sacrifice hits (5)
- Had a 7-game hitting streak from 4/29-5/9...hit .364 (8-for-22) with 2 RBI and 3 R
- From 5/18-29, led the South Atlantic League with 12 runs and a .511 OBP...was 4th in avg (.410), 3rd in OPS (1.075), 9th in SLG (.564) and T-6th in hits (16)
- Started the season with Hagerstown and was assigned to Potomac on 8/7

FRONT OFFICE

CHENEY STADIUM

COACHES/STAFF

2021 RAINIERS

2019 SEASON REVIEW

OPPONENTS

HISTORY & RECORDS

MEDIA & MISC.

MASTERS (CONTINUED)

2014:

- Spent the season in the Washington Nationals organization...made 51 appearances with Single-A Hagerstown and 8 appearances with Short Season-A Auburn...combined to hit .195 (39-for-200), 2 HR, 13 RBI, 29 R, 10 doubles, 4 steals
- Started the season with Hagerstown...placed on the 7-day IL on 4/24...sent to Auburn on a rehab assignment on 6/27 and activated on 7/7
- Including his rehab assignment, reached base safely in 11 games from 4/12-7/1...hit .294 (10-for-34) with an .899 OPS
- Hit his first career home run while on rehab assignment on 6/27 at Batavia...hit his second HR two days later in his final rehab appearance

2013:

- Started his pro career after being selected by the Washington Nationals in the 14th round of the 2013 Draft out of Central Arizona College...made 45 appearances with Short Season-A Auburn and hit .183 (28-for-153) with 8 RBI, 11 R
- Collected 2 singles in his pro debut at Batavia on 6/18

Personal:

- David Joseph Masters
- Graduated from Timberland High School in Missouri in 2011
- Originally selected by Arizona in the 50th round of the 2011 Draft but chose not to sign
- Played his freshman collegiate season at the University of Arkansas before transferring to Central Arizona

MASTERS' CAREER PLAYING RECORD

Year	Team	LG	AVG	G	AB	R	H	2B	3B	HR	RBI	BB	SO	SB	CS	OBP	SLG	HP	SAC	SF	
2013	Auburn	NYP	.183	45	153	11	28	7	1	0	8	10	33	0	0	.254	.242	5	1	1	
2014	Auburn	NYP	.292	8	24	4	7	2	0	2	3	2	4	0	0	.370	.625	1	0	0	
	Hagerstown	SAL	.182	51	176	25	32	8	1	0	10	20	49	4	2	.284	.239	5	2	0	
2015	Hagerstown	SAL	.230	91	296	41	68	11	1	2	30	38	64	3	6	.327	.294	6	4	2	
	Potomac	CAR	.207	18	58	2	12	2	0	0	7	2	5	0	2	.222	.241	0	1	3	
2016	Potomac	CAR	.174	76	236	27	41	5	1	6	33	23	56	1	0	.259	.280	5	1	2	
2017	Potomac	CAR	.241	89	295	40	71	14	1	8	41	36	62	0	1	.326	.376	3	1	3	
2018	Potomac	CAR	.239	92	293	50	70	16	0	6	32	50	79	0	2	.360	.355	6	3	1	
2019	Auburn	NYP	.214	9	28	6	6	2	0	1	6	5	7	0	0	.353	.393	1	0	0	
	Potomac	CAR	.260	49	169	29	44	10	0	11	34	20	42	0	0	.349	.515	3	0	0	
	Harrisburg	EL	.261	24	69	10	18	5	0	1	10	8	18	0	0	.333	.377	0	1	1	
Minor Lg Totals				.221	552	1797	245	397	82	5	37	214	214	419	8	13	.314	.334	35	14	13

TROY NEEL WINS 1992 BATTING TITLE

Troy Neel's .351 batting average in 1992 earned him the PCL Batting Crown. Neel is the only Tacoma player to accomplish this feat. He beat out Edmonton's Tim Salmon by .004 points.

FRONT
OFFICE

CHENEY
STADIUM

COACHES/
STAFF

2021
RAINIERS

2019 SEASON
REVIEW

OPPONENTS

HISTORY &
RECORDS

MEDIA &
MISC.



DARREN MCCAUGHAN

RHP

BORN: 3/18/1996 IN LONG BEACH, CA
RESIDES: DOWNEY, CA

DRAFTED: SELECTED IN THE 12TH ROUND IN THE 2017 DRAFT (LONG BEACH STATE)

HEIGHT: 6'1" **WEIGHT:** 200 **BATS:** RIGHT **THROWS:** RIGHT **AGE:** 25

AS OF OPENING DAY 2021

MCCAUGHAN'S CAREER SUMMARY

Single-Game Career High...	IP	H	R	ER	HR	K	BB
	8.1	13	9	8	4	9 (2x)	6
	5/27/18	6/30/18	7/21/18	8/9/19	5/5/19	8/23/18	7/15/18

2020:

- DNP (COVID-19 pandemic)

2019:

- Made 9 starts with Triple-A Tacoma and 17 starts with Double-A Arkansas...combined for a 7-11 record with a 4.38 ERA, 144.0 IP, 75 R (70 ER), 125 SO, 21 BB, 24 HR
- Started the season with Arkansas...in 17 starts, went 7-5 with a 2.89 ERA, 102.2 IP, 35 R (33 ER), 89 SO, 10 BB, 13 HR
- Earned Texas League Pitcher of the Week honors for April 4-14...Made back-to-back scoreless starts to begin the season...12.0 IP, 7 H, 14 SO, 0 R
- 9 straight starts with at least 6 IP and 3 or fewer earned runs from 5/18-7/6...gave up more than 1 run just once during that stretch
- Promoted to Tacoma on 7/16...went 0-6 with an 8.06 ERA, 41.1 IP, 40 R (37 ER), 36 SO, 11 BB, 11 HR
- Pitched 6 scoreless innings on 8/25 vs. Las Vegas and registered a no-decision
- Named a Texas League Mid-Season and Post-Season All-Star...Texas League Pitcher of the Year

2018:

- Made 25 starts with Adv. A Modesto and 2 starts with Triple-A Tacoma...combined to go 7-11 with a 3.08 ERA, 149.0 IP, 65 R (51 ER), 129 SO, 37 BB, 7 HR
- Started the season with Modesto...went 6-10 with a 3.05 ERA, 138.2 IP, 61 R (47 ER), 121 SO, 30 BB, 6 HR
- Made spot starts with Tacoma on 6/1 and 7/15...earned the win in his Triple-A debut vs. Salt Lake...6.1 IP, 4 H, 0 R, 3 SO, 1 BB...allowed 4 ER in 4.0 IP and took the loss in his other start vs. Fresno
- Named an *MiLB.com* Organizational All-Star
- Earned California League Pitcher of the Week for 7/22-29...8.0 IP, 3 H, 0 R, 5 SO vs. Stockton on 7/26
- Lead all Mariners farmhands in ERA (3.08) and strikeouts (129)...led the Cal League in ERA and T-4th in WHIP (1.31)

2017:

- Made his pro debut with AZL Mariners after being selected by Seattle in the 12th round of the Draft out of Long Beach State University
- In 9 relief appearances, went 0-1 with a 3.75 ERA, 2 saves, 12.0 IP, 5 ER, 18 SO, 3 BB
- Earned his first career save on 7/28 vs. AZL White Sox...2.0 IP, 2 H, 1 SO, 2 BB

Personal:

- Darren Scott McCaughan (pronunciation: mih-CACK-en)

MCCAUGHAN'S CAREER PLAYING RECORD

YEAR	TEAM	LG	W	ERA	G	GS	CG	SHO	SV	IP	H	R	ER	HR	HB	BB	SO	WP	BK
2017	AZL Mariners	AZL	0-1	3.75	9	0	0	0	2	12.0	9	5	5	0	1	3	18	1	0
2018	Tacoma	PCL	1-1	3.48	2	2	0	0	0	10.1	10	4	4	1	0	7	8	0	0
	Modesto	CAL	6-10	3.05	25	25	0	0	0	138.2	152	61	47	6	11	30	121	6	2
2019	Arkansas	TEX	7-5	2.89	17	17	0	0	0	102.2	103	35	33	13	2	10	89	3	0
	Tacoma	PCL	0-6	8.06	9	9	1	0	0	41.1	55	40	37	11	4	11	36	0	0
Minor Lg Totals				3.72	62	53	1	0	2	305.0	329	145	126	31	18	61	272	10	2

FRONT OFFICE

CHENEY STADIUM

COACHES/STAFF

2021 RAINIERS

2019 SEASON REVIEW

OPPONENTS

HISTORY & RECORDS

MEDIA & MISC.

IAN MCKINNEY



BORN: 11/18/1994 IN ORLANDO, FL
RESIDES: ORLANDO, FL

LHP

ACQUIRED: SIGNED BY SEATTLE AS A MINOR LEAGUE FREE AGENT ON OCT. 15, 2020

DRAFTED: SELECTED BY ST. LOUIS IN THE 5TH ROUND OF THE 2013 DRAFT (WILLIAM R. BOONE HS)

HEIGHT: 5'11" **WEIGHT:** 185 **BATS:** LEFT **THROWS:** LEFT **AGE:** 26

AS OF OPENING DAY 2021

MCKINNEY'S CAREER SUMMARY

Single-Game

Career High...	IP	H	R	ER	HR	K	BB
	9.0	12	10	9	5 (2x)	13	6
	7/30/19	7/14/16	7/8/16	7/8/16	9/1/19	7/2/19	5/12/19

2020:

- DNP (COVID-19 pandemic)
- Added to the Mariners 60-man roster on 9/2...spent the remainder of the season at the Alternate Training Site at Cheney Stadium in Tacoma

2019:

- Made 25 starts with Adv. A Modesto and 3 starts with Double-A Arkansas...combined for a 13-5 record, 3.03 ERA, 1 CG, 151.1 IP, 61 R (51 ER), 168 SO, 59 BB, 11 HR
- Set career highs in wins (13), starts (28), innings (151.1), strikeouts (168) while holding opponents to a .220 BAA
- Earned his first career complete game with Modesto on 7/30 at Stockton...9.0 IP, 2 H, 1 ER, 12 SO, 105 pitches
- Earned the win in each of final 5 starts with Modesto from 7/24-8/16...24.0 IP, 7 ER (2.63 ERA), 38 SO during that span
- Reassigned to Arkansas on 8/22...across his first 2 starts, went 1-0 with a 1.00 ERA in 9 IP
- Recorded double-digit strikeouts in 4 games from 7/2-8/27 including a career-high 13 strikeouts on 7/2 vs. San Jose
- Named Cal League Pitcher of the Week for July 1-7...1-0, 22 SO, 1 BB in 13.0 scoreless innings over 2 starts
- At the time of his promotion to Arkansas, led the Cal League in wins, IP, ERA, BAA, CG, starts...2nd in strikeouts and WHIP
- Named Cal League Pitcher of the Year after leading the league in wins (12)...among Cal League Leaders, ranked 2nd in strikeouts (148), 4th in innings (136.1), T-4th in starts (25)...also named a Cal League Post-Season All-Star
- Signed with Seattle as a minor league free agent on 3/28

2018:

- Spent the season in the St. Louis Cardinals organization...made 18 relief appearances with Double-A Springfield and 5 appearances (1 start) with Adv. A Palm Beach...combined for a 5-3 record, 4.89 ERA, 1 save, 38.2 IP, 22 R (21 ER), 38 SO, 26 BB, 5 HR
- Started the season with Palm Beach...made 4 straight scoreless appearances to start his season (5.2 IP, 0 H, 14 SO)
- Promoted to Springfield on 4/29...10 of his 18 appearances in Double-A were scoreless including his final 4 before being released
- Released by St. Louis on 7/7
- Made 10 appearances (9 starts) for Sioux City in the independent American Association...2-2, 4.02 ERA, 53.2 IP, 24 R (19 ER), 67 SO, 22 BB

2017:

- Spent the season in the St. Louis Cardinals organization...made 14 appearances (2 starts) with Double-A Springfield and 26 appearances (1 start) with Adv. A Palm Beach...combined for a 4-3 record, 3.01 ERA, 4 saves, 71.2 IP, 25 R (24 ER), 58 SO, 35 BB, 4 HR
- Started the season with Palm Beach...assigned to Springfield on 5/15, and reassigned to Palm Beach on 7/11
- Made his first start and earned his first win of the season at Clearwater on 4/13...5.0 scoreless innings, 5 SO
- Set career highs in games (40) and saves (4)...was his first pro season as a primary reliever
- Through his first 9 Double-A appearances, had a 1.96 ERA in 18.1 IP

2016:

- Spent the season in the St. Louis Cardinals organization...made 23 appearances (22 starts) with Adv. A Palm Beach and 2 starts with Double-A Springfield...combined for an 8-10 record, 4.08 ERA, 132.1 IP...69 R (60 ER), 108 SO, 57 BB, 11 HR
- Started the season with Palm Beach...assigned to Springfield on 8/27
- Pitched 6.0 scoreless innings in his final appearance of the season on 9/2 at Arkansas...was his only scoreless outing of the year

2015:

- Spent the season in the St. Louis Cardinals organization...made 1 relief appearance with Adv. A Palm Beach, 6 starts with Single-A Peoria and 8 starts with Short Season-A State College...combined for an 8-3 record, 2.59 ERA, 87.0 IP, 36 R (25 ER), 74 SO, 20 BB, 1 HR

MCKINNEY (CONTINUED)

2015 (cont):

- Set a career-high with 8 wins, including 4 with State College, 3 with Peoria and 1 with Palm Beach
- Started his season with Palm Beach on 5/19 and earned the win with 3 scoreless innings in relief...1 H, 5 SO
- Over 8 starts with State College and Peoria from 7/1-8/14, had 6 outings with 5.0 IP or more and 1 or fewer ER, including 4 starts with 6.0 IP or more and no earned runs allowed...5-0, 1.13 ERA, 48.0 IP, 43 SO during that span
- Pitched back-to-back games with 7.0 IP and 0 ER to start his Peoria tenure on 8/8 and 8/14

2014:

- Spent the season in the St. Louis Cardinals organization...made 2 starts with Short Season-A State College and 6 starts with Rookie-level Johnson City...combined for a 3-1 record, 2.47 ERA, 47.1 IP, 13 ER, 40 SO, 9 BB, 0 HR, 0.99 WHIP
- Had 3 scoreless starts with Johnson City of 7.0 IP or more and 0 ER...pitched 8.0 shutout innings with a season-high 10 strikeouts on the Fourth of July vs. Princeton
- Twice earned Appy League Pitcher of the Week honors on 6/23 (7.0 IP, 2 H, 0 R, 0 BB, 5 SO) and 7/7 (8.0 IP, 2 H, 0 R, 10 SO)

2013:

- Started his pro career after being selected by the St. Louis Cardinals in the 5th round of the Draft out of William R. Boone High School in Orlando, FL
- Made 10 appearances (5 starts) with GCL Cardinals and posted a 0.89 ERA across 30.1 IP
- Made his pro debut on 7/6 vs. GCL Marlins...1.0 IP, 1 ER
- Recorded his first pro win on 8/19 at GCL Mets with 5 scoreless innings and 5 strikeouts
- Following his debut, had 8 straight appearances with 0 ER over 25.1 IP

Personal:

- Ian Michael McKinney
- Graduated from William R. Boone High School in Orlando, FL in 2013 and was selected by St. Louis out of high school

MCKINNEY'S CAREER PLAYING RECORD

YEAR	TEAM	LG	W	ERA	G	GS	CG	SHO	SV	IP	H	R	ER	HR	HB	BB	SO	WP	BK
2013	GCL Cardinals	GCL	1-0	0.89	10	5	0	0	0	30.1	23	7	3	0	3	12	24	2	0
2014	Johnson City	APP	2-0	1.26	6	6	0	0	0	35.2	27	5	5	0	2	7	31	1	0
	State College	NYP	1-1	6.17	2	2	0	0	0	11.2	11	8	8	0	2	2	9	0	1
2015	State College	NYP	4-2	2.76	8	8	0	0	0	45.2	47	22	14	1	3	12	40	5	1
	Peoria	MWL	3-1	2.58	6	6	0	0	0	38.1	36	14	11	0	4	8	29	4	0
	Palm Beach	FSL	1-0	0.00	1	0	0	0	0	3.0	1	0	0	0	0	0	5	0	0
2016	Palm Beach	FSL	7-10	4.17	23	22	0	0	0	123.0	139	66	57	10	3	50	101	7	0
	Springfield	TL	1-0	2.89	2	2	0	0	0	9.1	9	3	3	1	0	7	7	0	0
2017	Palm Beach	FSL	3-3	2.02	26	1	0	0	4	49.0	35	12	11	1	4	24	48	5	0
	Springfield	TL	1-0	5.16	14	2	0	0	0	22.2	28	13	13	3	0	11	10	3	0
2018	Palm Beach	FSL	2-1	3.68	5	1	0	0	0	7.1	3	3	3	0	1	3	14	0	0
	Springfield	TL	3-2	5.17	18	0	0	0	1	31.1	31	19	18	5	2	23	24	3	0
2019	Modesto	CAL	12-5	2.84	25	25	1	0	0	136.1	108	53	43	6	15	54	148	9	0
	Arkansas	TL	1-0	4.80	3	3	0	0	0	15.0	13	8	8	5	1	5	20	0	0
Minor Lg Totals				42-25	3.17	149	83	1	0	558.2	511	233	197	32	40	218	510	39	2

FRONT OFFICE

CHENEY STADIUM

COACHES/STAFF

2021 RAINIERS

2019 SEASON REVIEW

OPPONENTS

HISTORY & RECORDS

MEDIA & MISC.

WYATT MILLS

RHP

BORN: 1/25/1995 IN SPOKANE, WA
RESIDES: SPOKANE, WA

DRAFTED: SELECTED BY SEATTLE IN THE 3RD ROUND OF THE 2017 DRAFT (GONZAGA)

HEIGHT: 6'4" **WEIGHT:** 190 **BATS:** RIGHT **THROWS:** RIGHT **AGE:** 26
AS OF OPENING DAY 2021



MILLS' CAREER SUMMARY

Single-Game Career High...	IP	H	R	ER	HR	K	BB
	3.0	4 (3x)	4	4	1 (2x)	6	3 (2x)
	4/28/19	6/15/19	4/5/19	4/5/19	8/17/19	7/2/19	5/10/19

2020:

- DNP (COVID-19 pandemic)

2019:

- Spent the season with Double-A Arkansas...in 41 relief appearances, went 4-2 with a 4.27 ERA, 8 saves, 52.2 IP, 26 R (25 ER), 66 SO, 17 BB, 2 HR, .222 BAA, 1.14 WHIP
- Recorded at least 1 strikeout in 34 of 41 outings, including a season-high 6 strikeouts in 2.0 IP on 7/2 at NW Arkansas...averaged 11.28 strikeouts/9.0 IP
- Did not walk a batter in 10 save opportunities
- From 4/28-6/11, was 3-0 with 2 saves and a 0.98 ERA (2 ER, 18.1 IP) over 10 outings
- Pitched for Team USA in the Premier12 Tournament...3.2 IP, 1-0 record with a 4.91 ERA

2018:

- Made 9 relief appearances with Double-A Arkansas and 35 relief appearances with Adv. A Modesto...combined for a 6-2 record with a 3.57 ERA, 11 saves, 53.0 IP, 25 R (21 ER), 59 SO, 13 BB, 1 HR
- Started the season with Modesto...went 6-0 with a 1.91 ERA, 11 saves, 42.1 IP, 12 R (9 ER), 49 SO, 9 BB, 1 HR
- Promoted to Arkansas on 8/1...went 0-2 with a 10.13 ERA, 10.2 IP, 13 R (12 ER), 10 SO, 4 BB
- 36 of his 44 appearances were scoreless...struck out a batter in 36 appearances
- Pitched for Peoria in the Arizona Fall League...went 1-0 with a 1.93 ERA in 8 appearances

2017:

- Started his pro career after being selected by Seattle in the 3rd round of the Draft out of Gonzaga University...made 11 relief appearances with Single-A Clinton and 7 relief appearances with Short Season-A Everett...combined for an 0-2 record with a 1.77 ERA, 6 saves, 20.1 IP, 4 ER, 29 SO, 9 BB, .114 BAA, 0.84 WHIP
- Made his pro debut with Everett and earned a save on 6/24 at Tri-City...1.0 IP, 2 SO
- With Everett, went 0-1 with a 2.57 ERA, 2 saves, 7.0 IP, 3 H, 2 ER, 11 SO, 3 BB, .120 BAA, 0.86 WHIP
- Reassigned to Clinton on 7/18...in 11 appearances, went 0-1 with a 1.35 ERA, 4 saves, 13.1 IP, 2 ER, 18 SO, 6 BB, .111 BAA, 0.83 WHIP

Personal:

- Gregory Wyatt Mills
- Graduated from Gonzaga Prep (WA) High School in 2013
- Graduated from Gonzaga University in 2017
- Selected by Tampa Bay in the 17th round of the 2016 Draft but did not sign

MILLS' CAREER PLAYING RECORD

YEAR TEAM	LG	W	ERA	G	GS	CG	SHO	SV	IP	H	R	ER	HR	HB	BB	SO	WP	BK
2017 Everett	NWL	0-1	2.57	7	0	0	0	2	7.0	3	2	2	0	0	3	11	1	2
Clinton	MWL	0-1	1.35	11	0	0	0	4	13.1	5	2	2	0	0	6	18	1	0
2018 Modesto	CAL	6-0	1.91	35	0	0	0	11	42.1	29	12	9	1	2	9	49	4	0
Arkansas	TL	0-2	10.13	9	0	0	0	0	10.2	18	13	12	0	4	4	10	1	0
2019 Arkansas	TL	4-2	4.27	41	0	0	0	8	52.2	43	26	25	2	4	17	66	3	0
Minor Lg Totals		10-6	3.57	103	0	0	0	25	126.0	98	55	50	3	10	39	154	10	2



JOSH MORGAN

C

BORN: 11/16/1995 IN CORONA, CA

ACQUIRED: SIGNED BY SEATTLE AS A MINOR LEAGUE FREE AGENT ON NOV. 20, 2020

DRAFTED: SELECTED BY TEXAS IN THE 3RD ROUND OF THE 2014 DRAFT (ORANGE LUTHERAN HS)

HEIGHT: 5'11" **WEIGHT:** 185 **BATS:** RIGHT **THROWS:** RIGHT **AGE:** 25

AS OF OPENING DAY 2021

MORGAN'S CAREER SUMMARY

Single-Game Career High...	R	H	2B	3B	HR	RBI	SB
	4	4 (7x)	2 (4x)	1 (8x)	1 (19x)	5	1 (20x)
	6/23/14	9/3/17	5/30/18	8/21/18	7/2/18	5/4/17	6/29/18

2020:

- DNP (COVID-19 pandemic)
- Spent the season in the Texas Rangers organization
- After the season, signed a minor league contract with Seattle on 11/20

2019:

- Spent the season in the Texas Rangers organization...missed most of the season with a left wrist fracture (hamate bone)
- Played the first game of the season with Double-A Frisco and went 0-for-3 before getting injured
- Made 32 appearances for Auckland Tuatara of the Australian Baseball League...hit .330 (34-for-103) with 4 HR, 20 RBI, 24 R and 15 BB

2018:

- Spent the season in the Texas Rangers organization...made 79 appearances with Double-A Frisco and 3 appearances with Rookie-level AZL Rangers...combined to hit .227 (69-for-304), 3 HR, 31 RBI, 31 R, 14 doubles, 29 BB
- Started the season with Frisco...placed on the IL 4/11-5/13 (right oblique strain) and 7/7-31 (right hamstring strain)...and sent to AZL Rangers on a rehab assignment on 7/28...activated on 8/1 and returned to Frisco
- Made 39 starts at catcher, throwing out 4 of 39 (10%) attempted base stealers
- Played second base, third base and shortstop
- Made 2 appearances with Surprise in the Arizona Fall League...went 1-for-9 (.111) at the plate

2017:

- Spent the season in the Texas Rangers organization...made 106 appearances with Adv. A Down East and hit .270 (110-for-408) with 6 HR, 45 RBI, 56 R...hit a career-high 21 doubles
- Was an official catcher for the first time in his pro career, making 36 appearances behind the plate...threw out 8 of 36 (22.2%) attempted baseball stealers...also played 62 games at shortstop and 2 games at third base
- On the IL from 6/9-7/1 with a left hamstring strain
- Over his final 30 games, had a .314/.366/.405 slash line...38-for-121, 1 HR, 8 RBI, 20 R
- Made 5 appearances with Surprise in the Arizona Fall League...collected hits in 4 games, including a 4-for-5 effort with a HR (3-run) and 4 RBI in his final appearance at Mesa on 11/2

2016:

- Spent the season in the Texas Rangers organization...made a career-high 128 appearances with Adv. A High Desert
- Hit a career-best .300 (min. 250 at-bats)...also set career-highs in HR (7), RBI (64), R (74), and hits (141)
- .300 average ranked 10th in the Cal League...11.4% strikeout rate was 14th lowest in the league
- Hit .321 (9-for-28) over 7 games in the postseason
- Made 84 appearances at third base, 29 at shortstop and 20 at second base...committed 24 errors in 431 total chances

2015:

- Spent the season in the Texas Rangers organization...made 98 appearances with Single-A Hickory and hit .288 (101-for-351) with 3 HR, 36 RBI, 59 R...stole a career-high 9 bases
- Placed on the IL on 8/9 and missed the rest of the season with a right index finger fracture
- From 5/10-8/4 (time of injury), batted .314 (84-for-258) to finish with the highest qualifying average (.288) on Hickory's roster and 14th in the SAL
- Hit his first career home run on 5/22 at Kannapolis
- Named a South Atlantic League Mid-Season All-Star

2014:

- Started his pro career after being selected by Texas in the 3rd round of the 2014 Draft out of Orange Lutheran High School in Orange, CA
- Made 33 appearances with AZL Rangers and 23 appearances with Short Season-A Spokane...combined for a .322/.436/.347 slash line...65-for-202, 19 RBI, 37 R

FRONT OFFICE

CHENEY STADIUM

COACHES/STAFF

2021 RAINIERS

2019 SEASON REVIEW

OPPONENTS

HISTORY & RECORDS

MEDIA & MISC.

MORGAN (CONTINUED)**2014 (cont):**

- Went 2-for-3 in his pro debut with AZL Rangers vs. AZL Padres on 6/20...played 2B in his debut
- Started his pro career on an 11-game hitting streak where he batted .425 (17-for-40) with a .521 OBP and a .996 OPS...6 RBI, 5 BB, 10 R
- Collected a hit in 46 of 55 games across both levels including 15 multi-hit games (4-for-5 on 6/23 at AZL Mariners)
- Named a Post-Season AZL All-Star

Personal:

- Joshua Brandon Morgan
- Graduated from Orange Lutheran High School in 2014
Was committed to UCAL before being drafted by Texas

MORGAN'S CAREER PLAYING RECORD

Year	Team	LG	AVG	G	AB	R	H	2B	3B	HR	RBI	BB	SO	SB	CS	OBP	SLG	HP	SAC	SF	
2014	AZL Rangers	AZL	.336	33	113	26	38	2	1	0	10	19	13	2	2	.468	.372	9	0	0	
	Spokane	NWL	.303	23	89	11	27	1	0	0	9	10	10	1	1	.392	.315	3	0	0	
2015	Hickory	SAL	.288	98	351	59	101	15	1	3	36	45	53	9	4	.385	.362	12	6	2	
2016	High Desert	CAL	.300	128	470	74	141	19	2	7	64	44	61	4	2	.367	.394	10	2	7	
2017	Down East	CAR	.270	106	408	56	110	21	3	6	45	26	54	3	0	.318	.380	5	2	4	
2018	AZL Rangers	AZL	.100	4	10	1	1	0	0	0	1	2	2	0	0	.308	.100	1	0	0	
	Frisco	TL	.231	79	294	30	68	14	1	3	30	27	49	1	1	.301	.316	5	0	6	
2019	Frisco	TL	.000	1	3	0	0	0	0	0	0	1	0	0	0	.250	.000	0	0	0	
Minor Lg Totals				.280	472	1738	257	486	72	8	19	195	174	242	20	10	.357	.363	45	10	19



PENN MURFEE

RHP

BORN: 5/2/1994 IN NASHVILLE, TN

RESIDES: NASHVILLE, TN

DRAFTED: SELECTED BY SEATTLE IN THE 33RD ROUND OF THE 2018 DRAFT (SANTA CLARA)

HEIGHT:
6'2"

WEIGHT:
195

BATS:
RIGHT

THROWS:
RIGHT

AGE:
27

AS OF OPENING DAY 2021

MURFEE'S CAREER SUMMARY

Single-Game

Career High...	IP	H	R	ER	HR	K	BB
	7.0	8 (2x)	7	7	3	9	3 (2x)
	7/10/19	6/30/19	7/27/18	7/27/18	7/27/18	7/5/19	8/13/19

2020:

- DNP (COVID-19 pandemic)
- Spent part of the season at the Alternate Training Site in Tacoma

2019:

- Made 26 appearances (20 starts) with Adv. A Modesto, 1 relief appearance with Double-A Arkansas and 5 relief appearances with Triple-A Tacoma...combined for a 6-5 record, 3.57 ERA, 113.1 IP, 50 R (45 ER), 136 SO, 31 BB, 6 HR
- Started the season with Tacoma on 4/9...2.0 IP, 4 SO, 3 BB
- With the Rainiers, did not record a decision...had a 10.38 ERA, 8.2 IP, 10 ER, 12 SO, 7 BB, 3 HR
- Reassigned to Short Season-A Everett on 4/22 but did not play...sent to Modesto on 4/26...in 26 appearances (20 starts), went 5-5 with a 3.07 ERA, 102.2 IP, 40 R (35 ER), 122 SO, 23 BB
- Made a spot relief appearance with Arkansas and earned his first Double-A win on 5/19 at Tulsa...2.0 IP, 2 SO, 1 BB
- Had 9 straight appearances without allowing an earned run from 5/2-6/6...2-0, 25.1 IP, 30 SO, 4 BB
- Played for Peoria in the Arizona Fall League...2-1 with a 1.23 ERA, 3 ER, 22.0 IP in 6 starts
- Made 2 appearances (1 start) for Team USA in the 2019 Premier12...pitched 3 hitless innings with 2 strikeouts vs. Japan at the Tokyo Dome on 11/1

2018:

- Made his pro debut after being selected by Seattle in the 33rd round of the 2018 Draft out of Santa Clara University...made 19 relief appearances with Short Season-A Everett...3-2, 6.55 ERA, 33.0 IP, 25 R (24 ER), 23 SO, 12 BB, 6 HR
- Made his debut with Everett on 6/17 vs. Hillsboro...1.0 IP, 2 SO
- Did not allow an earned run in 6 of his final 7 appearances of the season (12.1 IP, 3 ER)

Personal:

- William Penn Murfee
- Graduated from Montgomery Bell Academy (TN) in 2013
- Spent 3 seasons at Vanderbilt University in Nashville before transferring to Santa Clara University for his senior season...played his first two seasons as an infielder

MURFEE'S CAREER PLAYING RECORD

YEAR TEAM	LG	W	ERA	G	GS	CG	SHO	SV	IP	H	R	ER	HR	HB	BB	SO	WP	BK
2018 Everett	NWL	3-2	6.55	19	0	0	0	0	33.0	35	25	24	6	5	12	23	0	0
2019 Modesto	CAL	5-5	3.07	26	20	0	0	0	102.2	95	40	35	3	5	23	122	7	3
Arkansas	TL	1-0	0.00	1	0	0	0	0	2.0	0	0	0	0	0	1	2	0	0
Tacoma	PCL	0-0	10.38	5	0	0	0	0	8.2	13	10	10	3	1	7	12	0	0
Minor Lg Totals		9-7	4.24	51	20	0	0	0	146.1	143	75	69	12	11	43	159	7	3

LJAY NEWSOME



BORN: 11/8/1996 IN LA PLATA, MD
RESIDES: MECHANICSVILLE, MD

RHP

DRAFTED: SELECTED BY SEATTLE IN THE 26TH ROUND OF THE 2015 DRAFT (CHOPTICON HS)

HEIGHT: 5'11" **WEIGHT:** 210 **BATS:** RIGHT **THROWS:** RIGHT **AGE:** 24

AS OF OPENING DAY 2021

NEWSOME'S CAREER SUMMARY

Single-Game Career High...	IP	H	R	ER	HR	K	BB
	9.0	12	8	8	4	11	3 (3x)
	7/8/19	6/1/19	8/26/16	8/26/16	8/28/16	4/9/19	5/11/17

2020:

- Made 5 appearances (4 starts) with Seattle, including his Major League debut...0-1, 5.17 ERA, 15.2 IP, 9 ER, 9 SO, 1 BB, 4 HR
- Had his contract selected by Seattle on 8/15 and made his MLB debut on 8/20 vs. Los Angeles (NL)...3.0 IP, 3 H, 1 ER, 1 SO
- Issued 1 BB over 15.2 IP...did not allow a walk through his first 8.1 innings...tossed 6.1 IP without a walk to end his season

2019:

- Made 1 start for Triple-A Tacoma, 9 starts with Double-A Arkansas and 18 starts with Adv. A Modesto...combined for a 9-10 record, 3.54 ERA, 155.0 IP, 63 R (61 ER), 169 SO, 17 BB, 16 HR
- Started the season with Modesto...went 6-6 with a 3.75 ERA, 1 CG, 100.2 IP, 44 R (42 ER), 124 SO, 9 BB, 11 HR...Pitched his first career complete game on 7/8 at San Jose...9.0 IP, 3 ER, 9 SO, 0 BB
- With Modesto, had 7 starts with 5 or more IP and 1 or fewer ER allowed...made 5 scoreless starts of 5 IP or longer
- Made a spot start with Tacoma on 6/23 vs. El Paso...5.2 IP, 5 H, 4 ER, 10 SO, 1 BB...registered a no-decision in an 8-7 defeat
- Reassigned to Arkansas on 7/15...in 9 starts, went 3-4 with a 2.77 ERA, 48.2 IP, 15 ER, 35 SO, 7 BB, 4 HR
- Won three straight starts from 8/2-12, allowing 1 ER over 17 IP...back-to-back starts with 6 IP and 0 ER against Northwest Arkansas
- Led all Mariners minor leaguers in strikeouts (169), BB/9 (1.0), SO/BB (9.94)...trailed only Logan Gilbert (0.95) among starters in WHIP (1.08)
- Cal League Mid-Season and Post-Season All-Star...earned the win for the Northern Division in the All-Star Game...1 H, 2 SO, 0 R
- *MiLB.com* Cal League Player of the Month in April...6 GS, 4-1, 1.47 ERA, 36.2 IP, 6 ER, 54 SO, 4 BB
- Earned Cal League Pitcher of the Week honors for 5/20-26...1-0, 6.2 IP, 5 H, 0 R, 10 SO, 0 BB

2018:

- Made 26 starts for Adv. A Modesto and 1 start for Triple-A Tacoma...combined to go 6-10 with a 4.89 ERA, 143.2 IP, 82 R (78 ER), 125 SO, 14 BB, 24 HR
- With Modesto, went 6-10 with a 4.87 ERA, 138.2 IP, 79 R (75 ER), 123 SO, 13 BB, 24 HR
- Pitched 22 full consecutive scoreless innings from 5/8-5/18 including 3 straight scoreless starts with 21.2 IP, 19 SO, 1 BB
- Walked 1 batter over 6 starts in 38.2 IP in May
- Made a spot start with Tacoma on 6/14 vs. Omaha...5.0 IP, 3 H, 3 ER, 2 SO, 1 BB...registered a no-decision in a 5-3 defeat
- Trailed only Darren McCaughan (129; 149.0) among Mariners farmhands with 125 SO and 149.0 IP...led starters in BB/9 (0.9) and SO/BB (8.93)
- Among Cal League starters, was T-4th in WHIP, 6th in strikeouts and T-6th in IP
- Earned Cal League Pitcher of the Week for 5/14-20...1-0, 8.2 IP, 6 H, 0 R, 8 SO, 1 BB

2017:

- Spent the season with Single-A Clinton...in 25 starts, went 8-9 with a 4.10 ERA, 129.2 IP, 68 R (59 ER), 111 SO, 16 BB, 14 HR
- Made 8 quality starts, including 4 over a 5-start stretch from 8/6-27
- Ranked 4th among Midwest League pitchers in WHIP (1.13)
- Led all Mariners minor league starters in BB/9 (1.1) and SO/BB (6.94)

2016:

- Spent the season with Short Season-A Everett...in 14 appearances (11 starts), went 6-3 with a 4.30 ERA, 60.2 IP, 33 R (29 ER), 58 SO, 15 BB, 11 HR
- In his first start of the season on 6/20, pitched 7.0 scoreless innings at Vancouver...2 H, 6 SO, 0 BB

NEWSOME (CONTINUED)

2016 (cont):

- Named Northwest League Pitcher of the Week twice... once in June (12.0 IP, 1 ER, 11 SO, 1 BB) and once in August (6.2 IP, 1 ER, 6 SO)

2015:

- Started his pro career with AZL Mariners after being selected by Seattle in the 26th round of the Draft out of Chopticon (HS) in Maryland
- In 5 relief appearances, went 1-0 with a 0.84 ERA, 10.2 IP, 4 HR, 1 ER, 10 SO, 0 BB

Personal:

- Ljay Wyatt Newsome (pronunciation: EL-jay)
- Allowed 1 H and struck out 17 batters in 7.0 scoreless innings to lead Chopticon HS to the Maryland 3A State Championship in 2015

NEWSOME'S CAREER PLAYING RECORD

YEAR	TEAM	LG	W	ERA	G	GS	CG	SHO	SV	IP	H	R	ER	HR	HB	BB	SO	WP	BK
2015	AZL Mariners	AZL	1-0	0.84	5	0	0	0	0	10.2	4	1	1	0	0	0	10	0	0
2016	Everett	NWL	6-3	4.30	14	11	0	0	0	60.2	59	33	29	11	6	15	58	0	0
2017	Clinton	MWL	8-9	4.10	25	25	0	0	0	129.2	131	68	59	14	2	16	111	4	0
2018	Modesto	CAL	6-10	4.87	26	26	0	0	0	138.2	169	79	75	24	4	13	123	4	0
	Tacoma	PCL	0-0	5.40	1	1	0	0	0	5.0	3	3	3	0	0	1	2	0	0
2019	Modesto	CAL	6-6	3.75	18	18	1	0	0	100.2	105	44	42	11	0	9	124	2	0
	Arkansas	TL	3-4	2.77	9	9	0	0	0	48.2	41	15	15	4	1	7	35	1	0
	Tacoma	PCL	0-0	6.35	1	1	0	0	0	5.2	5	4	4	1	0	1	10	0	0
2020	SEATTLE	AL	0-1	5.17	5	4	0	0	0	15.2	20	9	9	4	1	1	9	0	0
MLB Totals			0-1	5.17	5	4	0	0	0	15.2	20	9	9	4	1	1	9	0	0
Minor Lg Totals			30-32	4.11	99	91	1	0	0	499.2	517	247	228	65	13	62	473	11	0



VINNY NITTOLI

RHP

BORN: 11/11/1990 IN TEMPE, AZ

ACQUIRED: SIGNED BY SEATTLE AS A MINOR LEAGUE FREE AGENT ON 11/12/20

DRAFTED: SELECTED BY SEATTLE IN THE 25TH ROUND OF THE 2014 DRAFT (XAVIER)

HEIGHT: 6'1" **WEIGHT:** 210 **BATS:** RIGHT **THROWS:** RIGHT **AGE:** 30

AS OF OPENING DAY 2021

NITTOLI'S CAREER SUMMARY

Single-Game Career High...	IP	H	R	ER	HR	K	BB
	5.0	7	6 (2x)	5 (2x)	2 (2x)	5 (3x)	4
	4/29/19	4/7/19	7/23/19	5/9/19	4/7/19	4/18/19	5/9/19

2020:

- DNP (COVID-19 pandemic)
- Spent the season in the Toronto Blue Jays organization...made 1 Spring Training appearance

2019:

- Started the season in the Arizona Diamondbacks organization with Triple-A Nashville and was released on 5/11... signed a minor league contract with Toronto on 5/18 and played the rest of the season with Double-A New Hampshire...in 34 combined appearances (4 starts), went 3-6 with a 5.49 ERA, 2 saves, 60.2 IP, 48 R (37 ER), 60 SO, 17 BB, 7 HR
- In 5 appearances (4 starts) with Reno, went 0-4 with a 9.50 ERA...18.0 IP, 21 R (19 ER), 20 SO, 9 BB...made his final appearance in Tacoma on 5/9 (2.2 IP, 5 ER)
- In 29 relief appearances with New Hampshire, went 3-2, 3.80 ERA, 2 saves, 42.2 IP, 27 R (18 ER), 40 SO, 8 BB, 4 HR, 1.05 WHIP
- Did not allow an earned run in his first 3 appearances with New Hampshire (5.0 IP, 8 SO, 0 BB)...no earned runs in 8 of his first 9 appearances (14 IP, 2 ER)
- Posted a 1.50 ERA over 9 appearances in September (1-0, 1 save, 12.0 IP, 2 ER)

2018:

- Made 5 starts with St. Paul (Independent League)...3-2, 3.21 ERA, 28.0 IP, 38 SO, 6 BB
- Went 3-0 in 5 starts with Aguilas de Mexicali in the Mexican Pacific Winter League...1.26 ERA, 28.2 IP
- Signed with the Arizona Diamondbacks as a minor league free agent on 12/13

2017:

- Made 34 relief appearances with St. Paul...2-3, 3.33 ERA, 46.0 IP, 18 R (17 ER), 55 SO, 19 BB

2016:

- Spent the season in the Mariners organization...made 31 relief appearances with Adv. A Bakersfield and 9 relief appearances with Single-A Clinton...combined for a 5-5 record with a 3.88 ERA, 6 saves, 65.0 IP, 37 R (28 ER), 74 SO, 23 BB, 8 HR
- Started the season with Bakersfield and made 1 appearance (1.0 IP, 5 ER) before being reassigned to Clinton... Assigned back to Bakersfield on 5/11
- With Bakersfield, went 4-5 with a 4.30 ERA, 3 saves, 52.1 IP, 31 R (25 ER), 63 SO, 19 BB, 7 HR
- With Clinton, was 1-0 with a 2.13 ERA, 3 saves, 12.2 IP, 6 R (3 ER), 11 SO, 4 BB, 1 HR
- Allowed 1 ER in his first 8 appearances with Clinton (1-0, 2 saves, 11.2 IP)

2015:

- Made 7 relief appearances with AZL Mariners...0-1, 3.60 ERA, 1 save, 10.0 IP, 8 H, 4 ER, 7 SO, 2 BB
- Ended his season with 4 straight scoreless appearances from 8/15-28 (6.0 IP, 2 SO, 1 BB)

2014:

- Started his pro career with Short Season-A Everett after being selected by Seattle in the 25th round of the Draft out of Xavier
- In 12 relief appearances, went 1-1 with a 4.03 ERA, 22.1 IP, 11 R (10 ER), 18 SO, 9 BB

Personal:

- Michael Vincent Nittoli
- Spent 4 years at Xavier (OH) University, going 19-12 with a 3.54 ERA (110 ER, 280.0 IP) with 186 strikeouts in 53 games (51 starts)

NITTOLI'S CAREER PLAYING RECORD

YEAR TEAM	LG	W	ERA	G	GS	CG	SHO	SV	IP	H	R	ER	HR	HB	BB	SO	WP	BK
2014 Everett	NWL	1-1	4.03	12	0	0	0	0	22.1	20	11	10	2	1	9	18	2	1
2015 AZL Mariners	AZL	0-1	3.60	7	0	0	0	1	10.0	8	4	4	1	0	2	7	0	0
2016 Clinton	MWL	1-0	2.13	9	0	0	0	3	12.2	10	6	3	1	0	4	11	7	1
Bakersfield	CAL	4-5	4.30	31	0	0	0	3	52.1	46	31	25	7	3	19	63	5	0
2019 New Hamp.	EL	3-2	3.80	29	0	0	0	2	42.2	37	27	18	4	1	8	40	5	0
Reno	PCL	0-4	9.50	5	4	0	0	0	18.0	24	21	19	3	1	9	20	0	0
Minor Lg Totals		9-13	4.50	93	4	0	0	9	158.0	145	100	79	18	6	51	159	19	2

FRONT OFFICE

CHENEY STADIUM

COACHES/STAFF

2021 RAINIERS

2019 SEASON REVIEW

OPPONENTS

HISTORY & RECORDS

MEDIA & MISC.



BRIAN O'KEEFE

C

BORN: 7/15/1993 IN ALBANY, NY
RESIDES: ALBANY, NY

ACQUIRED: SELECTED BY SEATTLE IN THE TRIPLE-A PHASE OF THE RULE 5 DRAFT ON DEC. 12, 2019

DRAFTED: SELECTED BY ST. LOUIS IN THE 7TH ROUND OF THE 2014 DRAFT (ST. JOSEPH'S)

HEIGHT: 6'1" **WEIGHT:** 210 **BATS:** RIGHT **THROWS:** RIGHT **AGE:** 27

AS OF OPENING DAY 2021

O'KEEFE'S CAREER SUMMARY

Single-Game Career High...	R	H	2B	3B	HR	RBI	SB
	4	4	2 (11x)	1 (2x)	2 (3x)	4 (4x)	1 (11x)
	6/28/18	7/20/17	5/6/19	5/31/16	8/8/17	4/5/19	7/18/19

2020:

- DNP (COVID-19 pandemic)
- Spent part of the season at the Alternate Training Site at Cheney Stadium in Tacoma

2019:

- Spent the season with Double-A Springfield (STL)...in 88 games, batted .229 (69-for-301) with 13 HR, 40 RBI, 36 R
- Made 78 appearances (76 starts) at catcher...posted a .996 fielding percentage (3 errors in 758 chances)
- Earned a non-roster invitation to Cardinals Spring Training
- Selected by Seattle in the Triple-A phase of the Rule 5 Draft on Dec. 12

2018:

- Spent the season with Adv. A Palm Beach (STL)...in 77 games, batted .243 (59-for-243) with 6 HR, 44 RBI, 37 R, 23 doubles, 40 BB
- Reached base safely in 9 consecutive games from Apr. 29-May 18, batting .286 (10-for-35) with 6 RBI and 6 R...hit .385 (15-for-39) with a 1.058 OPS in June
- Started 62 games at catcher...threw out 13.8% (8 of 58) of attempted base stealers
- On the 7-day IL from Aug. 29-end of season with a right elbow infection

2017:

- Played most of the season with Class-A Peoria (STL)...made 3 appearances with Adv. A Palm Beach and finished the season with Double-A Springfield (1 game)
- In 97 games with Peoria, batted .260 (97-for-373) with 15 HR, 46 RBI, 43 R, 20 doubles, 7 SB
- His 102 hits, 169 total bases, 15 HR and 7 SB were both career highs
- Threw out 37.5% (33 of 88) of attempted base stealers
- Promoted to Palm Beach on Aug. 25...in 3 games, went 3-for-12 with 1 RBI and 1 double...hit safely in each game
- Promoted to Springfield on Sept. 1...in 1 game, went 2-for-5 with 1 RBI, 1 R, 1 double

2016:

- Played most of the season with Class-A Peoria (STL) and made 8 appearances with Adv. A Palm Beach...in 109 games, combined to bat .252 (96-for-381) with 13 HR, 64 RBI, and set career highs with 53 R, 27 doubles, 60 BBs
- Played a career-high 109 games and posted a career-best .361 on-base percentage
- In 101 games over two stints with Peoria, batted .258 (92-for-357) with 13 HR, 63 RBI, 50 R, 25 doubles
- Recorded his only 2 career triples with Peoria, both in May
- Reached base safely in 16-straight games from June 3-24, going 21-for-62 (.339) with 2 HR, 15 RBI, 10 R, 7 doubles
- Promoted to Palm Beach on April 19...In 8 games with Palm Beach, went 4-for-24 (.167) with 1 RBI, 3 R, 2 doubles
- Reassigned to Peoria on May 3
- Threw out 36.2% (21 of 58) of attempted base stealers

2015:

- Played 34 games with Class-A Peoria (STL) and 13 games with Short Season-A with State College...combined to bat .241 (42-for-174) with 6 HR, 25 RBI, 18 R
- Started the season with State College on June 19...in 13 games, went 7-for-49 (.143) with 1 HR, 4 RBI, 2 R
- With Peoria, batted .280 (35-for-125) with 5 HR, 21 RBI, 16 R, 13 BBs...reached base safely in 29 of 34 games
- Threw out 25% (6 of 24) of attempted base stealers

2014:

- Started his pro career with Short Season-A State College (STL)...in 47 games, batted .239 (37-for-155) with 3 HR, 17 RBI, 23 R, 8 doubles
- Selected in the 7th round of the 2014 Draft out of St. Joseph's University (PA)

Personal:

- Brian James O'Keefe
- Born and resides in Albany, NY...graduated from South Colonie (NY) HS
- Was named Class AA 2nd Team All-State by New York sportswriters in 2011...struck out only 3 times in his HS career...in his senior season, hit a school record .561 with 12 doubles, 4 HR and 35 RBI
- Attended St. Joseph's University in Philadelphia...was a 7th round selection, the highest draft pick from St. Joseph's since Jamie Moyer (6th round, 1984)...First Team All-Atlantic 10 in 2014, scoring a school record 58 runs

O'KEEFE'S CAREER PLAYING RECORD

YEAR TEAM	LG	AVG	G	AB	R	H	2B	3B	HR	RBI	BB	SO	SB	CS	OBP	SLG	HP	SAC	SF
2014 State College	NYPL	.239	47	155	23	37	8	0	3	17	16	23	2	0	.366	.348	15	1	0
2015 State College	NYPL	.143	13	49	2	7	1	0	1	4	1	10	0	3	.189	.224	2	0	1
Peoria	MID	.280	34	125	16	35	8	0	5	21	13	31	0	0	.357	.464	3	0	2
2016 Palm Beach	FSL	.167	8	24	3	4	2	0	0	1	8	5	0	0	.375	.250	0	0	0
Peoria	MID	.258	101	357	50	92	25	2	13	63	52	78	1	1	.360	.448	7	0	4
2017 Palm Beach	FSL	.250	3	12	0	3	1	0	0	1	0	3	0	0	.250	.333	0	0	0
Springfield	TEX	.400	1	5	1	2	1	0	0	1	0	2	0	0	.400	.600	0	0	0
Peoria	MID	.260	97	373	43	97	20	0	15	46	34	89	7	3	.321	.434	1	0	3
2018 Palm Beach	FSL	.243	73	243	37	59	23	0	6	44	40	49	0	0	.358	.412	4	0	1
2019 Springfield	TEX	.229	88	301	36	69	9	0	13	40	37	71	1	1	.319	.389	4	1	3
Minor Lg Totals		.246	465	1644	211	405	98	2	56	238	201	361	11	8	.339	.411	36	2	14

FRONT
OFFICE

CHENEY
STADIUM

COACHES/
STAFF

2021
RAINERS

2019 SEASON
REVIEW

OPPONENTS

HISTORY &
RECORDS

MEDIA &
MISC.



CAL RALEIGH

BORN: 11/26/1996 IN CULLOWHEE, N.C.
RESIDES: CULLOWHEE, N.C.

C

DRAFTED: SELECTED BY SEATTLE IN THE 3RD ROUND OF THE 2018 DRAFT (FLORIDA STATE)

HEIGHT: 6'3"
WEIGHT: 215
BATS: SWITCH
THROWS: RIGHT
AGE: 24

AS OF OPENING DAY 2021

RALEIGH'S CAREER SUMMARY

Single-Game Career High...	R	H	2B	3B	HR	RBI	SB
	3 (4x)	3 (11x)	2 (4x)	1	2 (5x)	5 (2x)	1 (5x)
	4/4/19	8/29/19	8/29/19	8/25/18	7/10/19	6/23/19	7/7/19

2020:

- DNP (COVID-19 pandemic)
- Spent time at the Alternate Training Site at Cheney Stadium in Tacoma

2019:

- Played his first full pro season and made 39 appearances with Double-Arkansas and 82 appearances with Adv. A Modesto...combined to hit .251 (114-for-455) with 29 HR, 82 RBI, 64 R, 25 doubles, 47 BB, .820 OPS
- Recorded a career-high 5 RBI twice on 5/12 vs. Lancaster and 6/23 at Visalia...hit first career grand slam on 6/23
- Had 4 multi-hime runs games with Modesto: 5/12 vs. Lancaster, 6/25 at San Jose, 7/6 at Stockton and 7/10 vs. Lake Elsinore
- Hit 9 HR in 11 games from 7/3-14, 12 HR in 17 games from 6/26-7/14 and 15 HR in 24 games from 6/16-7/14
- Hit safely in 11 of last 12 games with Modesto from 7/1-14 batting .348 (16-for-46) with 9 HR and 18 RBI
- Promoted to Arkansas on 7/15...at the time of his promotion, led the Cal League in XBH (41) and HR (21) while ranking 2nd in RBI (66), 2nd in slugging percentage (.523), 3rd in total bases (166) and 3rd in OPS (.871)
- Among Cal League leaders, ranked 3rd in HR (22), 9th in RBI (66) and T-15th in XBH (41)
- Named Cal League Player of the Week in 3 straight weeks: 6/24-30, 7/1-7, 7/8-14...was the only league player to earn the award 3 times in the season
- Named Cal League Rookie of the Year
- Earned Cal League Mid-Season and Post-Season honors...participated in Home Run Derby
- After the season, ranked the No. 14 prospect in the Cal League by *Baseball America*

2018:

- Started his pro career after being selected by Seattle in the 3rd round of the Draft out of Florida State University
- Made 38 appearances with Short Season-A Everett and hit .288 (42-for-146) with 8 HR, 29 RBI, 25 R, 10 doubles, 18 BB
- Led Everett with 8 HR
- Had 11 multi-hit contests...had 2 season-high 7-game hitting streaks
- In August (24 G), hit .301(28-for-93) with 6 HR and 21 RBI
- Named the 14th best prospect in the Northwest League by *Baseball America* following the season

Personal:

- Caleb John Raleigh
- Entered the 2021 season as the No. 8 prospect in the Mariners organization by both *Baseball America* and *MLB Pipeline*
- Graduated from Smoky Mountain High School in North Carolina 2015...1st Team Louisville Slugger All-American in 2015
- Played 3 seasons at Florida State University in Tallahassee, FL (2016-18)...as a junior, named 1st Team All-ACC after hitting .326 (75-for-230) with 44 R, 18 doubles, 1 triple, 13 HR, 54 RBI, 51 BB, .447 OBP, .583 SLG in 62 G
- In 2016, named Freshman All-America by *Baseball America*, Louisville Slugger, National Collegiate Baseball Writers Association and Perfect Game
- In Fall 2019, returned to FSU to complete a degree in business entrepreneurship (graduated Dec. 2020)

RALEIGH'S CAREER PLAYING RECORD

Year Team	LG	AVG	G	AB	R	H	2B	3B	HR	RBI	BB	SO	SB	CS	OBP	SLG	HP	SAC	SF
2018 Everett	NWL	.288	38	146	25	42	10	1	8	29	18	29	1	1	.367	.534	1	0	1
2019 Modesto	CAL	.261	82	310	48	81	19	0	22	66	33	69	4	0	.336	.535	3	0	2
Arkansas	TL	.228	39	145	16	33	6	0	7	16	14	47	0	0	.296	.414	0	0	0
Minor Lg Totals		.260	159	601	89	156	35	1	37	111	65	145	5	1	.334	.506	4	0	3

YOHAN RAMIREZ



RHP

BORN: 5/6/1995 IN VILLA MELLA, D.R.
RESIDES: VILLA MELLA, D.R.

ACQUIRED: SIGNED BY SEATTLE IN THE FIRST ROUND (5TH) OF THE 2019 RULE 5 DRAFT FROM HOUSTON

DRAFTED: SIGNED BY HOUSTON AS A NON-DRAFTED FREE AGENT ON JUNE 15, 2016

HEIGHT: 6'4" **WEIGHT:** 190 **BATS:** RIGHT **THROWS:** RIGHT **AGE:** 26

AS OF OFFICIAL DAY 2021

RAMIREZ'S CAREER SUMMARY

Single-Game Career High...	IP	H	R	ER	HR	K	BB
	7.0	7	7 (2x)	7	2 (4x)	12	7
	5/9/18	7/23/17	8/6/19	8/6/19	8/7/20	5/7/19	8/6/19

2020:

- Made 16 relief appearances with Seattle, including his MLB debut on 7/24...recorded 3 saves, had a 2.61 ERA, 20.2 IP, 6 ER, 26 SO, 20 BB, 3 HR
- Made his MLB debut on 7/24 at Houston...1.0 IP, 0 H, 2 BB, 2 SO
- Earned his first MLB save on 8/30 at Los Angeles-AL...1.0 IP, 2 BB, 2 SO
- 12 of his 16 appearances were scoreless, including 6 straight outings from 9/7-25
- Among AL rookies (min. 20 IP) ranked T-1st in BAA (.130), 3rd in saves (3), 7th in K/9 (11.32), 8th in opp. slugging and 10th in ERA (2.61)
- Claimed by Seattle 5th overall in the Rule 5 Draft from Houston on 12/12

2019:

- Spent the season in the Houston Astros organization...Made 17 appearances (8 starts) with Double-A Corpus Christi and 10 appearances (7 starts) with Adv. A Fayetteville...combined for a 4-7 record, 3.99 ERA, 1 save, 106.0 IP, 53 R (47 ER), 158 SO, 74 BB, 5 HR, .172 BAA
- Started the season with Fayetteville...earned his first win of the season on 5/19 vs. Carolina...6.2 IP, 1 H, 0 R, 11 SO... was his longest start of the season
- Set a single-game career-high with 12 strikeouts in 4.2 IP on 5/7 at Carolina
- Promoted to Corpus Christi on 6/6...from 6/13-81 struck out 52 in 38.2 IP (2-3, 3.40 ERA, 10 G, 6 GS)...Corpus Christi led the Texas League with 1,453 strikeouts, followed by Arkansas (1,324)
- Ranked 3rd in the minor leagues with a 13.42 SO/9 ratio, 5th in BAA (.169, min. 100 IP)
- Named a Carolina League Mid-Season All-Star

2018:

- Spent the season in the Houston Astros organization...made 14 relief appearances with Adv. A Buies Creek and 15 appearances (10 starts) with Single-A Quad Cities...combined for a 6-8 record, 3.00 ERA, 3 saves, 78.0 IP, 35 R (26 ER), 82 SO, 42 BB, 6 HR
- Started the season with Quad Cities...won his first start of the season on 4/9...5.0 IP, 3 H, 1 R (0 ER), 7 SO
- Set a single-game career-high with 7 scoreless IP vs. Fort Wayne on 5/9
- Promoted to Buies Creek on 7/2...did not allow an earned run in 5 of his first 6 appearances (9.0 IP, 1 ER)
- Named a Midwest League Mid-Season All-Star

2017:

- Spent the season in the Houston Astros organization...made 17 appearances (10 starts) with Single-A Quad Cities, 2 relief appearances with Adv. A Buies Creek and 1 start with Double-A Corpus Christi...combined for a 4-5 record, 4.66 ERA, 2 saves, 75.1 IP, 42 R (39 ER), 65 SO, 46 BB, 5 HR
- Assigned to Buies Creek from GCL Astros on 5/12...Allowed 1 ER in 5.0 IP over 2 relief outings...4 SO, 1 BB
- Reassigned to Corpus Christi on 5/23...struck out 8 batters in 4.2 IP in his Double-A debut vs. Springfield on 5/24
- Reassigned to Rookie-level Greenville on 5/25...assigned to Quad Cities on 5/31
- With Quad Cities, made 4 starts with 5.0 IP or more and 2 or fewer earned runs

2016:

- Started his pro career in the Houston Astros organization...made 2 relief appearances with GCL Astros and 10 appearances (4 starts) with DSL Astros 2
- Held DSL opponents to a .196 BAA in 26.1 IP
- 7 of his 12 starts were scoreless...struck out at least 1 batter in 11 of 12 outings

Personal:

- Yohan Manuel Ramirez

RAMIREZ'S CAREER PLAYING RECORD

YEAR	TEAM	LG	W	ERA	G	GS	CG	SHO	SV	IP	H	R	ER	HR	HB	BB	SO	WP	BK
2016	GCL Astros	GCL	1-0	2.25	2	0	0	0	0	4.0	5	3	1	0	1	2	3	1	0
	DSL Astros 2	DSL	1-1	2.39	10	4	0	0	1	26.1	20	9	7	0	1	12	15	9	0
2017	Quad Cities	MWL	4-5	5.07	17	10	0	0	1	65.2	59	40	37	4	12	44	53	7	0
	Buies Creek	CAR	0-0	1.8	2	0	0	0	1	5.0	5	1	1	0	0	1	4	0	0
	Corpus Christi	TL	0-0	1.93	1	1	0	0	0	4.2	3	1	1	1	0	1	8	0	0
2018	Quad Cities	MWL	5-7	2.95	15	10	0	0	1	58.0	40	26	19	6	9	28	62	8	2
	Buies Creek	CAR	1-1	3.15	14	0	0	0	2	20.0	16	9	7	0	3	14	20	3	1
2019	Fayetteville	CAR	1-2	2.89	10	7	0	0	0	43.2	22	18	14	0	8	22	69	5	3
	Corpus Christi	TL	3-5	4.76	17	8	0	0	1	62.1	42	35	33	5	7	52	89	12	0
2020	SEATTLE	AL	0-0	2.61	16	0	0	0	3	20.2	9	6	6	3	4	20	26	2	0
MLB Totals			0-0	2.61	16	0	0	0	3	20.2	9	6	6	3	4	20	26	2	0
Minor Lg Totals			16-21	3.73	88	40	0	0	7	289.2	212	142	120	16	41	176	323	45	6

FRONT
OFFICE

CHENEY
STADIUM

COACHES/STAFF

2021
RAINIERS

2019 SEASON
REVIEW

OPPONENTS

HISTORY &
RECORDS

MEDIA &
MISC.

JACK REINHEIMER



BORN: 7/19/1992 IN CHARLOTTE, N.C.

UTL

ACQUIRED: SIGNED BY SEATTLE AS A MINOR LEAGUE FREE AGENT ON FEB. 1, 2021

DRAFTED: SELECTED BY SEATTLE IN THE 5TH ROUND OF THE 2013 DRAFT (EAST CAROLINA)

HEIGHT: 6'1" **WEIGHT:** 185 **BATS:** RIGHT **THROWS:** RIGHT **AGE:** 28

AS OF OPENING DAY 2021

REINHEIMER'S CAREER SUMMARY

Single-Game Career High...	R	H	2B	3B	HR	RBI	SB
	3 (11x)	4 (8x)	2 (8x)	2	1 (25x)	4 (2x)	3 (2x)
	8/2/19	7/24/17	5/23/18	8/20/16	7/19/19	7/24/17	8/4/18

2020:

- DNP (COVID-19 pandemic)
- Spent the season in the Minnesota Twins organization...spent time at the Alternate Training Site in St. Paul, MN

2019:

- Designated for Assignment by the Texas Rangers on 1/24 and claimed off waivers by the Baltimore Orioles on 1/28... Spent the season in the Orioles organization...made 106 appearances with Triple-A Norfolk
- Hit safely in 13-straight games from 7/2-20...hit .341 (15-for-44), 3 HR, 10 RBI, 13 R, 3 doubles, 7 BB
- Made 31 appearances at 2B, 73 at SS and 1 at 3B...committed 1 error in 132 chances at 2B
- After the season, signed a minor league contract with Minnesota with a Spring Training invite

2018:

- Started the season in the Arizona Diamondbacks organization and was claimed off waivers by the New York Mets on 7/31...made 50 appearances with Triple-A Reno, 3 with Rookie-level AZL Diamondbacks, 16 with Triple-A Las Vegas and 21 with New York-NL
- Across all levels, played 90 games and hit .247 (71-for-287) with 5 HR, 26 RBI, 45 R, 12 doubles, 14 SB...tied a career-high with 5 HR
- Placed on the 7-day IL on 5/27 and sent to AZL D-Backs on rehab assignment on 7/16...activated on 7/21 and DFA'd on 7/27
- Appeared in 21 games for the Mets between 8/15-29...recorded first career MLB hit on 8/15 at Baltimore (Cody Carroll)
- In his second stint with Las Vegas from 8/27-9/2 (7 G), hit safely in every game going 12-for-29 (.414) including five straight 2-hit games
- Hit .292 (40-for-137) in home games, but .207 (31-for-150) in road contests
- In August, hit .333 (20-for-60) with an .827 OPS
- Released then claimed by Texas on 11/20

2017:

- Spent the season in the Arizona Diamondbacks organization...made 129 appearances with Triple-A Reno and 2 appearances with Arizona
- Scored a career-high 87 runs
- Recorded his 600th career minor league hit on 8/13 at Cheney Stadium vs. Tacoma
- Had his contract selected by Arizona on 8/1 and debuted that day at Chicago-NL
- Made his first MLB start on 8/2 at shortstop
- Played for Salt River in the Arizona Fall League, hitting .324 (22-for-68) with 2 RBI, 3 doubles, 1 triple in 21 games

2016:

- Spent the season in the Arizona Diamondbacks organization...made a career-high 132 appearances with Triple-A Reno and hit a career-best .288 (144-for-500) with 2 HR, 48 RBI, 64 R
- Set career-highs in appearances (132), avg. (.288), total bases (192), doubles (28), triples (7), XBH (37)...tied a career best with 144 hits
- Started the season by hitting safely in 14 of 15 games, including a season-high 9 game hitting streak from 4/15-23... had a .397/.414/.588 slash line with 1 HR, 12 RBI, 10 R, 6 doubles, 2 triples during the 15-game span
- Tied a career-high 4 RBI on Opening Day vs. El Paso (3-for-5, HR (2-run), 2 R)
- Over his final 25 games of the season from 8/10-9/5, hit .380 (35-for-92) with 11 RBI
- Named a Pacific Coast League Mid-Season All-Star...had 36 RBI, 50 R, 29 XBH, 11 SB at the All-Star Break

2015:

- Started the season in the Seattle Mariners organization and was traded along with C Wellington Castillo, RHP Dominic Leone, OF Gabriel Guerrero to the Arizona Diamondbacks in exchange for OF Mark Trumbo and LHP Vidal Nuno on 6/3
- Made 48 appearances with Double-A Jackson (Seattle) and 76 appearances with Double-A Mobile (Arizona)... combined to hit .270 (131-for-485) with 5 HR, 42 RBI, 64 R, 24 doubles, 21 SB

REINHEIMER (CONTINUED)

2015 (cont):

- From 5/1-6/1, had 19 multi-hit efforts in 28 games...hit .353 (42-for-119) and led the Southern League with 42 hits during that span
- Hit safely in his first 6 games, and 11 of his first 12 with Mobile from 6/6-10
- Played for Salt River in the Arizona Fall League, hitting .230 (17-for-74) with 1 double, 1 triple and 5 RBI in 21 games

2014:

- Spent the season in the Seattle Mariners organization...made 110 appearances with Single-A Clinton and 20 appearances with Adv. A High Desert...combined to hit .276 (144-for-521) with 3 HR, 58 RBI, 84 R, 22 doubles, 5 triple, 39 SB
- Set career-highs in hits (144), RBI (58), R (84), steals (39)
- Ranked 8th in the Midwest League with 34 steals...at the time of his promotion to High Desert (8/10), ranked 7th in steals and 6th in runs (69)
- Promoted to High Desert on 8/12
- Named a Midwest League Mid-Season All-Star with Clinton

2013:

- Started his pro career after being selected by Seattle in the 5th round of the Draft out of East Carolina
- Made 66 appearances with Short Season-A Everett...hit .269 (67-for-249) with 2 HR, 30 RBI, 39 R, 6 doubles, 18 steals
- Made his pro debut on 6/16 at Spokane...0-for-4
- Collected his first 2 hits, 2 RBI and 1 R on 6/17 vs. Tri-City
- Hit his first career home run on 7/28 at Hillsboro
- Named a Northwest League Mid-Season All-Star

Personal:

- Jack Patrick Reinheimer (pronunciation: RINE-hi-murr)
- Graduated from Ardrey Kell High School in North Carolina
- From 2011-13, attended East Carolina University where he was a career .292 hitter
- Originally selected by Atlanta in the 31st round of the 2020 Draft, but did not sign

REINHEIMER'S CAREER PLAYING RECORD

Year	Team	LG	AVG	G	AB	R	H	2B	3B	HR	RBI	BB	SO	SB	CS	OBP	SLG	HP	SAC	SF
2013	Everett	NWL	.269	66	249	39	67	6	1	2	30	32	51	18	5	.359	.325	4	4	2
2014	Clinton	MWL	.264	110	436	69	115	17	4	2	46	39	76	34	9	.333	.335	7	4	2
	High Desert	CAL	.341	20	85	15	29	5	1	1	12	4	12	5	2	.367	.459	0	1	1
2015	Jackson	SOU	.277	48	202	25	56	10	1	1	16	14	39	12	1	.323	.351	0	2	1
	Mobile	SOU	.265	76	283	39	75	14	2	4	26	37	54	9	5	.355	.371	4	1	3
2016	Reno	PCL	.288	132	500	64	144	28	7	2	48	48	93	20	11	.353	.384	4	4	4
2017	Reno	PCL	.278	129	482	87	134	19	2	4	56	47	86	12	8	.341	.351	2	0	6
	ARIZONA	NL	.000	2	5	0	0	0	0	0	0	0	0	3	0	.000	.000	0	0	0
2018	AZL D-Backs	AZL	.250	3	12	2	3	0	0	0	0	0	4	0	0	.250	.250	0	0	0
	Reno	PCL	.237	50	190	26	45	9	2	3	21	20	45	6	4	.312	.353	3	1	5
	Las Vegas	PCL	.327	16	55	13	18	3	0	2	5	4	10	7	0	.383	.491	1	0	0
	NEW YORK	NL	.167	21	30	4	5	0	0	0	0	5	9	1	1	.286	.167	0	0	0
2019	Norfolk	IL	.246	106	342	43	84	15	2	4	31	40	77	12	4	.323	.336	2	1	6
MLB Totals			.143	23	35	4	5	0	0	0	0	5	12	1	1	.250	.143	0	0	0
Minor Lg Totals			.272	756	2836	422	770	126	22	25	291	285	547	135	49	.340	.358	27	18	30

FRONT OFFICE

CHENEY STADIUM

COACHES/STAFF

2021 RAINIERS

2019 SEASON REVIEW

OPPONENTS

HISTORY & RECORDS

MEDIA & MISC.



JULIO RODRÍGUEZ

OF

BORN: 12/29/2000 IN LOMA DE CABRERA, D.R.
RESIDES: LOMA DE CABRERA, D.R.

ACQUIRED: SIGNED BY SEATTLE AS A NON-DRAFTED FREE AGENT ON JULY 2, 2017

HEIGHT: 6'3" **WEIGHT:** 180 **BATS:** RIGHT **THROWS:** RIGHT **AGE:** 20

AS OF OPENING DAY 2021

RODRÍGUEZ'S CAREER SUMMARY

Single-Game Career High...	R	H	2B	3B	HR	RBI	SB
	4	5	2 (3x)	2	2	6	1 (11x)
	7/2/18	8/28/19	8/28/19	8/1/18	8/9/18	8/13/19	6/26/19

2020:

- DNP (COVID-19 pandemic and injury)
- Named to the Mariners 60-man roster prior to the start of the season
- Suffered a hairline fracture in his left wrist at Summer Camp while diving for a ball in the outfield
- Spent the season at the Alternate Training Site at Cheney Stadium in Tacoma
- Participated in the Mariners Player Development Fall League

2019:

- Made his pro debut in North America with 67 appearances at Single-A West Virginia nad 17 appearances at Adv. A Modesto...combined for a .326/.390/.540 slash line, 12 HR, 69 RBI, 63 R, 26 doubles, 4 triples
- On the 7-day IL from 4/16-6/10 with a fractured left hand after being hit by a pitch
- Hit safely in his first 6 games of the season from 4/4-9, hitting .478 (11-for-23) with 3 RBI, 5 R
- Drove in a career-high 6 runs on 8/13 at Delmarva including a grand slam
- Promoted to Modesto on 8/15...in 17 games, hit .462 (30-for-65) with 2 HR, 19 RBI, 13 R, 11 XBH
- Named California Player of the Week for 8/26-9/1...hit .370 (11-for-29) with 1 HR, 7 RBI, 7 R, 2 doubles, 2 triples
- Hit safely in 11 of first 12 games with Modesto from 8/16-28, hitting .587 (27-for-46) with 1 HR, 15 RBI, 9 R, 5 doubles, 3 triples
- Played for Peoria in the Arizona Fall League...in 15 games, hit .288 (15-for-52) with 10 RBI, 7 R, 4 doubles, 8 walks and 4 steals
- Ended the year ranked No. 2 in the South Atlantic League by *Baseball America*
- Ended the year ranked No. 25 overall prospect on the *MLB Pipeline* Top 100 list

2018:

- Started his pro career with the DSL Mariners
- Ranked T-1st in triple (9), 5th in total bases (115), 7th in SLG (.525), and 9th in OPS (.929) among Dominican Summer League leaders
- Selected for the Dominican All-Star Game and went 0-for-2 in the All-Star Game...named a DSL Post-Season All-Star

Personal:

- Julio Yamel Rodríguez
- Entered 2021 as the Mariners top prospect according to *Baseball America* and No. 2 according to *MLB Pipeline*
- Hosted a talk show on the Mariners YouTube channel in 2020-21 called "Vibin' With J-Rod" where he interviewed teammates

RODRÍGUEZ'S CAREER PLAYING RECORD

Year Team	LG	AVG	G	AB	R	H	2B	3B	HR	RBI	BB	SO	SB	CS	OBP	SLG	HP	SAC	SF
2018 DSL SEATTLE	DSL	.315	59	219	50	69	13	9	5	36	30	40	10	0	.404	.525	4	0	2
2019 West Virginia	SAL	.293	67	263	50	77	20	1	10	50	20	66	1	3	.359	.490	9	0	3
Modesto	CAL	.462	17	65	13	30	6	3	2	19	5	10	0	0	.514	.738	2	0	0
Minor Lg Totals		.322	143	547	113	176	39	13	17	105	55	116	11	3	.395	.534	15	0	5



JAIME SCHULTZ

RHP

BORN: 6/20/1992 IN ALBANY, NY

ACQUIRED: SIGNED WITH SEATTLE AS A MINOR LEAGUE FREE AGENT ON FEB. 1, 2021

DRAFTED: SELECTED BY TAMPA BAY IN THE 14TH ROUND OF THE 2013 DRAFT (HIGH POINT)

HEIGHT:	WEIGHT:	BATS:	THROWS:	AGE:
5'10"	205	RIGHT	RIGHT	29

AS OF OPENING DAY 2021

SCHULTZ'S CAREER SUMMARY

Single-Game Career High...	IP	H	R	ER	HR	K	BB
	8.0	9	8	7 (2x)	3	12 (3x)	7 (2x)
	8/13/16	4/19/16	6/11/16	6/11/16	7/10/15	4/24/16	7/21/15

2020:

- DNP (COVID-19 pandemic)
- Spent the season in the Oakland Athletics organization...participated in the Alternate Training Site in San Jose

2019:

- Spent the season in the Los Angeles Dodgers organization...made 47 appearances (1 start) with Triple-A Oklahoma City and 4 relief appearances with the Dodgers
- Logged 62 strikeouts, his most in a single season since becoming a full-time reliever in 2017
- Recorded a career-high 4 saves with Oklahoma City
- Made 9 straight scoreless appearances in Triple-A from 6/26-7/17
- Had 2 stints with the Dodgers...recalled on 4/11 and made 3 scoreless appearances from 4/11-14 (3 IP, 1 H, 3 SO)
- Made his final appearances with Los Angeles on 7/28 at Washington...2.0 IP, 4 ER
- Designated for assignment on 9/12...sent outright to Oklahoma City on 9/14
- On the IL from 8/20-27
- Traded from Tampa Bay to Los Angeles in exchange for RHP Caleb Sampen on 1/8
- Following the season, signed a minor league contract with Oakland along with a Spring Training invitation on 11/18

2018:

- Spent the season in the Tampa Bay Rays organization...made 22 appearances (1 start) with the Rays and 32 appearances (1 start) with Triple-A Durham...combined for a 4-3 record, 5.70 ERA, 3 saves, 66.1 IP, 46 R (42 ER), 93 SO, 40 BB
- Started the season with Durham and was recalled by Tampa Bay on 5/27 for his MLB debut
- Made his MLB debut on 5/29 at Oakland and struck out the side in a perfect inning (14 pitches, 10 strikes)
- 13 of his 22 major league appearances were scoreless...35 total scoreless appearances across both levels
- In the majors, held opponents to a .175 BAA in 30.1 IP...had a 1.15 WHIP with the Rays (1.86 with Durham)

2017:

- Spent the season in the Tampa Bay Rays organization...made 3 appearances (1 start) with GCL Rays, 3 relief appearances with Adv. A Charlotte and 13 relief appearances with Triple-A Durham...combined for a 1-1 record, 3.66 ERA, 1 save, 19.2 IP, 9 R (8 ER), 32 SO, 6 BB
- Had a 5.33 K/BB ratio and 14.64 SO/9
- Suffered a groin injury in his first outing of the season with Durham on 4/7...did not play again until 7/10 (rehab with GCL Rays)...returned to Durham and was re-activated on 7/18
- Made 2 appearances for Durham in the International League Playoffs (0.2 IP, 2 ER)
- Was used as a full-time reliever for the first time in his career (drafted in 2013)

2016:

- Spent the season in the Tampa Bay Rays organization...made 27 starts with Triple-A Durham
- Had 163 strikeouts, which led all Triple-A pitchers and ranked 3rd in the minors behind Brandon Woodruff (173) and Josh Staumont (167)
- Logged 130.2 IP, his second straight season with at least 130 IP (135.0 in 2015)
- Across his first 10 starts, had a 3.02 ERA in 53.2 IP...18 ER, 59 SO, 22 BB
- Made his longest career start on 8/13 vs. Charlotte...8.0 IP, 3 H, 0 R, 2 BB, 11 SO (one SO shy of tying a career-best)
- Earned his first MLB Spring Training invite

2015:

- Spent the season in the Tampa Bay Rays organization...made 27 starts with Double-A Montgomery
- Set career highs in wins (9), starts (27), quality starts (9), innings (135.0), strikeouts (168), double plays (10), walks (90), while holding opposing hitters to a .218 BAA
- His 168 strikeouts T-2nd among all minor league pitchers behind Jose Berrior (175)...ranked among Southern League pitchers in ERA (9th), starts (T-1st), strikeouts (1st) and BAA (1st)
- Made 3 starts with 6 or more IP and 0 earned runs over a 5-start stretch from 7/31-8/24
- Had 3 straight scoreless starts from 6/6-17, lowering his season ERA to 2.01

FRONT OFFICE

CHENEY STADIUM

COACHES/STAFF

2021 RAINIERS

2019 SEASON REVIEW

OPPONENTS

HISTORY & RECORDS

MEDIA & MISC.

SCHULTZ (CONTINUED)

2015 (cont):

- Had 2 starts with 6.0 IP, no hits allowed and at least 8 strikeouts
- Named a Southern League Mid-Season All-Star and retired both batters faced in the All-Star Game
- Earned Southern League Pitcher of the Week twice...4/20-26 (2-0, 12 IP, 1 ER, 17 SO)...pitched 6 no-hit innings vs. Mobile on 4/2...7/28-8/3 (1-0, 6 IP, 0 H, 9 SO, 3 BB

2014:

- Spent the season in the Tampa Bay Rays organization...made 5 starts with Adv. A Charlotte and 9 starts with Single-A Bowling Green...combined for a 4-1 record, 2.40 ERA, 60.0 IP, 18 R (16 ER), 79 SO, 29 BB, 2 HR
- Started the season on the IL and was activated on 5/16 and assigned to Bowling Green...also on the IL from 6/22-7/25
- Made back-to-back scoreless starts to begin his season (10.1 IP, 4 H, 21 SO)...struck out a career-high 12 batters in 5.2 IP vs. Lake County on 5/22
- Reassigned to Adv. A Charlotte on 8/4...pitched 5.0 scoreless innings in his Adv. A debut on 8/6 at Palm Beach
- Combined for 5 starts across both levels with at least 5.0 IP and 1 or fewer earned runs
- Made 7 starts for Peoria in the Arizona Fall League...2-3, 4.61 ERA, 28 SO in 27.1 IP...led the AFL in strikeouts

2013:

- Made his pro debut after being selected by Tampa Bay in the 14th round of the 2013 Draft out of High Point University (North Carolina)...made 17 appearances (10 starts) with Short Season-A Hudson Valley
- Tied for the Hudson Valley team lead with 55 strikeouts
- Held opponents to a .299 BABIP and a .290 slugging percentage

Personal:

- Jaime Matthew Schultz
- Played 3 years at High Point University in North Carolina...10-9 record, 3.90 ERA in 57 games (14 starts)...named to the All-Big South Second-Team as a freshman and was 10th in the conference with 68 strikeouts in 2010
- Had Tommy John Surgery and missed the 2011 collegiate season

SCHULTZ'S CAREER PLAYING RECORD

YEAR	TEAM	LG	W	ERA	G	GS	CG	SHO	SV	IP	H	R	ER	HR	HB	BB	SO	WP	BK
2013	Hudson Valley	NYP	1-2	3.05	17	10	0	0	0	44.1	32	17	15	3	4	29	55	6	0
2014	Bowling Green	MWL	2-1	1.95	9	9	0	0	0	37.0	27	9	8	2	1	14	58	5	0
	Charlotte	FSL	2-0	3.13	5	5	0	0	0	23.0	19	9	8	0	2	15	21	2	0
2015	Montgomery	SOU	9-5	3.67	27	27	0	0	0	135.0	105	58	55	11	9	90	168	10	0
2016	Durham	IL	5-7	3.58	27	27	0	0	0	130.2	113	57	52	12	1	68	163	7	0
2017	GCL Rays	GCL	0-0	0.00	3	1	0	0	0	3.2	3	1	0	0	0	4	0	1	
	Charlotte	FSL	0-1	6.23	3	0	0	0	1	4.1	4	3	3	1	0	2	7	0	0
2018	Durham	IL	1-0	3.86	13	0	0	0	0	11.2	10	5	5	1	1	4	21	1	1
	Durham	IL	2-1	5.75	32	1	0	0	3	36.0	44	27	23	5	0	23	58	2	2
2019	TAMPA BAY	AL	2-2	5.64	22	1	0	0	0	30.1	18	19	19	6	3	17	35	1	0
	Oklahoma City	PCL	2-3	5.85	47	1	0	0	4	47.2	52	38	31	3	2	27	62	4	0
	LOS ANGELES	NL	0-0	7.20	4	0	0	0	0	5.0	6	4	4	1	0	3	3	0	0
MLB Totals			2-2	5.86	26	1	0	0	0	35.1	24	23	23	7	3	20	38	1	0
Minor Lg Totals			24-20	3.80	183	81	0	0	8	473.1	409	224	200	38	20	272	617	37	4



PAUL SEWALD

RHP

BORN: 5/26/90 IN LAS VEGAS, NV

ACQUIRED: SIGNED WITH SEATTLE AS A MINOR LEAGUE FREE AGENT ON JAN. 7, 2021

DRAFTED: SELECTED BY NEW YORK-NL IN THE 10TH ROUND OF THE 2012 DRAFT (SAN DIEGO)

HEIGHT:
6'3"

WEIGHT:
207

BATS:
RIGHT

THROWS:
RIGHT

AGE:
30

AS OF OPENING DAY 2021

SEWALD'S CAREER SUMMARY

Single-Game

Career High...

IP	H	R	ER	HR	K	BB
3.1	7	6	6	2 (2x)	6	3
5/7/17	5/21/19	8/10/20	8/10/20	8/5/17	5/7/17	9/30/17

2020:

- Made 5 relief appearances with the New York Mets...6.0 IP, 9 ER, 2 SO, 4 BB
- Pitched 1.2 scoreless innings of relief on 8/4 at Washington

2019:

- Spent the season in the New York Mets organization...made 17 relief appearances with the Mets and 41 relief appearances with Triple-A Syracuse...combined for a 4-4 record, 3.69 ERA, 4 saves, 70.2 IP, 33 R (29 ER), 74 SO, 18 BB, 9 HR
- With the Mets, had a 1.07 WHIP in 19.2 IP...22 SO, 3 BB, 18 H
- Earned his first MLB win on 9/24 vs. Miami...was 0-14 in his major league career, the longest losing streak to begin a career in NL history (Terry Felton had 16 losses from 1980-82)
- Allowed 1 ER in 4.2 IP over his last 5 appearances (1.93 ERA)...5 SO, 0 BB
- Started the season with Syracuse and made 4 scoreless appearances to start the year before being recalled by New York (5.1 IP, 2 SO, 1 BB)
- With Syracuse, struck out 52 in 51.0 IP...had 74 strikeouts upon both levels, his most since 2017
- Made 3 stints with the Mets during the season (4/14-22, 5/17 and 8/18 through the end of the season)

2018:

- Spent the season in the New York Mets organization...made 46 relief appearances with the Mets and 7 relief appearances with Triple-A Las Vegas...combined for a 3-7 record, 64.1 IP, 40 R (39 ER), 65 SO, 24 BB, 8 HR
- Started the season with the Mets and was optioned to Las Vegas on 6/22 after 26 appearances...made 2 stints with Las Vegas and made 6 scoreless appearances in 7 outings
- Earned his first MLB save on 8/22 vs. San Francisco...0.2 IP, 1 SO

2017:

- Spent the season in the New York Mets organization...made a career-high 57 major league appearances with the Mets and 8 relief appearances with Triple-A Las Vegas...his 65 total appearances were also a career-high
- Set career-highs in strikeouts (81) and innings (74.0)
- Had his contract selected by New York on 4/8 for his MLB debut...optioned to Triple-A on 4/13...recalled on 5/1 and remained with New York for the rest of the season
- Made his MLB debut on 4/8 vs. Miami...0.1 IP, 3 H, 2 ER
- Ranked 2nd on the Mets with 13 holds

2016:

- Spent the season in the New York Mets organization...made 56 relief appearances with Triple-A Las Vegas
- Tied a career-high with 5 wins...his 65.2 IP with Las Vegas are his most with any single team in a season
- Ranked among the PCL leaders in saves (19, T-2nd), games (56, T-1st) and games finished (40, 3rd)
- Struck out 80 batters for the first time in his career...posted a 3.81 SO/BB ratio
- From 7/15-8/29, made 15 scoreless appearances in 18 outings, lowering his ERA from 4.14 to 3.39 (22.1 IP, 5 ER)

2015:

- Spent the season in the New York Mets organization...made 44 relief appearances with Double-A Binghamton
- Recorded a career-high 24 saves in 25 opportunities...posted career bests in ERA (1.75), WHIP (0.86) and BAA (.188)
- Converted 23 straight save opportunities from 4/27-9/5...did not allow an earned run over his first 11 appearances (16.0 IP)
- Named a 2015 Eastern League Mid-Season All-Star

2014:

- Spent the season in the New York Mets organization...made 3 relief appearances with Double-A Binghamton and 40 relief appearances with Adv. A St. Lucie...combined for a 5-1 record, 1.92 ERA, 11 saves, 56.1 IP, 13 R (12 ER), 69 SO, 19 BB, 1 HR
- Converted all 11 save opportunities with St. Lucie
- Started the season with St. Lucie and was reassigned to Binghamton on 8/25
- Pitched for Scottsdale in the Arizona Fall League

SEWALD (CONTINUED)

2013:

- Spent the season in the New York Mets organization...made 35 relief appearances with Single-A Savannah in his first full season
- Converted 8 of 9 save opportunities including 4 saves in 5 outings from 8/10-29
- Allowed 1 ER over his final 10 appearances and had 22 strikeouts, allowing 2 walks (12.2 IP)

2012:

- Started his pro career after being selected by the New York Mets in the 10th round of the Draft out of the University of San Diego...made 16 relief appearances with Short Season-A Brooklyn
- Debuted on 4/5 vs. Rome and recorded a save...3 perfect innings, 5 strikeouts
- Went 4-for-4 in save opportunities
- Recorded 35 strikeouts opposed to 2 walks...posted a 0.98 WHIP in 28.2 IP

Personal:

- Paul Stanton Sewald
- Graduated from Bishop Gorman (NV) High School...helped his team to 3 straight Nevada State 4A Championships...played 3 seasons of basketball in high school
- Attended the University of San Diego...first-team All-WCC selection during his senior season...teammates with Kris Bryant in college

SEWALD'S CAREER PLAYING RECORD

YEAR TEAM	LG	W	ERA	G	GS	CG	SHO	SV	IP	H	R	ER	HR	HB	BB	SO	WP	BK
2012 Brooklyn	NYP	0-2	1.88	16	0	0	0	4	28.2	26	7	6	2	1	2	35	2	0
2013 Savannah	SAL	3-2	1.77	35	0	0	0	8	56.0	48	11	11	0	3	7	67	0	0
2014 St. Lucie	FSL	4-1	1.73	40	0	0	0	11	52.0	38	11	10	1	2	16	62	1	0
Binghamton	EL	1-0	4.15	3	0	0	0	0	4.1	3	2	2	0	2	3	7	0	0
2015 Binghamton	EL	3-0	1.75	44	0	0	0	24	51.1	34	12	10	3	0	10	56	2	0
2016 Las Vegas	PCL	5-3	3.29	56	0	0	0	19	65.2	58	31	24	9	1	21	80	6	0
2017 Las Vegas	PCL	1-0	2.08	8	0	0	0	4	8.2	7	2	2	1	0	2	12	0	0
NEW YORK	NL	0-6	4.55	57	0	0	0	0	65.1	58	36	33	8	3	21	69	3	1
2018 Las Vegas	PCL	3-0	1.13	7	0	0	0	1	8.0	7	1	1	0	0	1	7	0	0
NEW YORK	NL	0-7	6.07	46	0	0	0	2	56.1	62	39	38	8	1	23	58	1	0
2019 Syracuse	IL	3-3	3.35	41	0	0	0	3	51.0	56	23	19	6	4	15	52	3	0
NEW YORK	NL	1-1	4.58	17	0	0	0	1	19.2	18	10	10	3	1	3	22	0	0
2020 NEW YORK	NL	0-0	13.50	5	0	0	0	0	6.0	12	9	9	1	1	4	2	0	0
MLB Totals		1-14	5.50	125	0	0	0	3	147.1	150	94	90	20	6	51	151	4	1
Minor Lg Totals		23-11	2.35	250	0	0	0	74	325.2	277	100	85	22	13	77	378	14	0



DREW STECKENRIDER

BORN: 1/10/1991 IN ATLANTA, GA

RHP

ACQUIRED: SIGNED BY SEATTLE AS A MINOR LEAGUE FREE AGENT ON 11/20/2020

DRAFTED: SELECTED BY MIAMI IN THE 8TH ROUND OF THE 2012 DRAFT (TENNESSEE)

HEIGHT: 6'4" **WEIGHT:** 217 **BATS:** RIGHT **THROWS:** RIGHT **AGE:** 30

AS OF OPENING DAY 2021

STECKENRIDER'S CAREER SUMMARY

Single-Game Career High...	IP	H	R	ER	HR	K	BB
	6.0 (3x)	8	7	6	2 (4x)	8 (3x)	6
	8/24/15	8/13/15	4/23/13	5/10/18	4/10/19	4/29/13	8/9/12

2020:

- DNP (COVID-19 pandemic)
- Spent the season in the Miami Marlins organization...made 4 appearances in Spring Training (3.2 IP, 4 SO, 3 BB)
- Placed on the 60-day IL with right triceps tendonitis on 7/23 and elected free agency following the season

2019:

- Spent the season in the Miami Marlins organization...made 15 relief appearances with Miami and 1 abbreviated start with Adv. A Jupiter...combined for an 0-2 record, 5.87 ERA, 15.1 IP, 10 ER, 14 SO, 5 BB
- Started the season with Miami...made 10 scoreless appearances in 15 outings
- Recorded 11 strikeouts in 9.1 IP in April
- Placed on the 10-day IL with right elbow inflammation on 5/8 retroactive to 5/7...transferred to the 60-day IL on 5/11...sent to Jupiter on rehab assignment on 8/1 and pitched a scoreless inning that day vs. Daytona

2018:

- Spent the season with the Miami Marlins...made an MLB career-high 71 relief appearances
- Set career-highs in appearances (71), wins (4), innings (64.2), and strikeouts (74)...his 4 wins ranked T-18th among NL relievers
- Opened the season with 16 scoreless appearances in 17 outings (1.08 ERA)...did not allow a run in first 9 games (8.2 IP), holding opponents to a .143 BAA
- Did not allow a run in 14 appearances in June to become the first pitcher in club history to appear in 14 or more games in a month with 0 ER
- Joined teammate Kyle Barraclough as 1 of 5 NL pitchers in June to appear in 10-plus games and not allow a run

2017:

- Spent the season in the Miami Marlins organization...made 37 relief appearances with Miami and 26 relief appearances with Triple-A New Orleans...combined for a 1-2 record, 1.99 ERA, 6 saves, 68.0 IP, 19 R (15 ER), 98 SO, 26 BB, 7 HR
- Began the season with New Orleans...recalled by Miami on 5/23 for his MLB debut...optioned to New Orleans 3 times from 5/25-7/18
- Made his MLB debut on 5/24 at Oakland...1.0 IP, 1 H, 1 SO
- Earned his first major league win on 7/17 vs. Philadelphia with 1 scoreless inning
- Among NL rookie relievers, ranked 4th in BAA (.227) and 7th in strikeouts (54)...ranked 3rd among NL rookie relievers with 20 appearances in major league ERA (2.34)
- In New Orleans, posted a 0.78 WHIP and held opponents to a .155 BAA
- Named a PCL Mid-Season All-Star...did not play in the All-Star game at Cheney Stadium in Tacoma

2016:

- Spent the season in the Miami Marlins organization...made 10 relief appearances with Triple-A New Orleans, 24 relief appearances with Double-A Jacksonville and 6 relief appearances with Adv. A Jupiter...combined for a 1-1 record, 2.08 ERA, 14 saves, 52.0 IP, 14 R (12 ER), 71 SO, 19 BB, 0.85 WHIP, .141 BAA
- Started the season with Jupiter and pitched 10 scoreless innings with 17 strikeouts and 2 walks in 6 appearances
- Placed on the 7-day IL with a sprained right ankle on 4/19...activated on 5/7...also on the IL from 8/25
- Promoted to Jacksonville on 5/11...promoted to New Orleans on 7/30
- Pitched for Mesa in the Arizona Fall League...2-1 record, 3 saves
- Named an *MLB.com* Organizational All-Star

2015:

- Spent the season in the Miami Marlins organization...made 15 appearances (8 starts) with Adv. A Jupiter and 10 appearances (5 starts) with Single-A Greensboro...combined for a 5-6 record, 3.00 ERA, 96.0 IP, 36 R (32 ER), 78 SO, 42 BB, 4 HR
- Started the season on Rookie-level Batavia's roster and was assigned to Greensboro on 4/30...reassigned to Jupiter on 6/27
- Pitched a career-high 6.0 innings three times, including a scoreless relief outing with Jupiter on 8/24 at Fort Myers

STECKENRIDER (CONTINUED)

2015 (cont):

- Set career-highs in wins (5), starts (13), and innings (96.0)
- Recorded his first pro save with Jupiter at Bradenton on 8/4...3.0 IP, 2 ER, 5 SO

2014:

- Spent the season in the Miami Marlins organization...made 1 relief appearance with GCL Marlins on 6/28 (1.0 IP, 1 BB)
- Most of the year spent recovering from Tommy John surgery in 2013

2013:

- Spent the season in the Miami Marlins organization...made 5 appearances (4 starts) with Single-A Greensboro... went 1-1 with a 4.58 ERA, 19.2 IP, 14 R (10 ER), 28 SO, 10 BB
- Sent to the 7-day IL on 5/4 retroactive to 5/1 with right elbow tendinitis...required Tommy John surgery and missed the remainder of the season and most of the 2014 season

2012:

- Started his pro career after being selected by the Miami Marlins in the 8th round of the 2012 Draft out of Tennessee
- Made 10 appearances (8 starts) with Short Season-A Jamestown
- Earned his first pro win on 8/20 at Mahoning Valley...5.0 IP, 1 H, 0 R, 6 SO, 4 BB
- Made 3 straight starts with 5.0 IP from 8/20-31 (14 strikeouts)
- Did not allow a HR in 36.1 IP

Personal:

- Andrew Paul Steckenrider
- Attended Greater Atlanta Christian School in Norcross, GA...AFLAC, Rawlings and Under Armour All-American in 2008
- At the University of Tennessee, was 6-6 in 2 seasons

STECKENRIDER'S CAREER PLAYING RECORD

YEAR TEAM	LG	W	ERA	G	GS	CG	SHO	SV	IP	H	R	ER	HR	HB	BB	SO	WP	BK
2012 Jamestown	NYP	1-2	3.72	10	8	0	0	0	36.1	28	20	15	0	1	25	38	1	0
2013 Greensboro	SAL	1-1	4.58	5	4	0	0	0	19.2	15	14	10	2	2	10	28	0	0
2014 GCL Marlins	GSL	0-0	0.00	1	0	0	0	0	1.0	0	0	0	0	0	1	0	1	0
2015 Greensboro	SAL	1-3	2.75	10	5	0	0	0	39.1	38	15	12	2	0	17	34	1	0
Jupiter	FSL	4-3	3.18	15	8	1	0	1	56.2	59	21	20	2	2	25	44	5	0
2016 Jupiter	FSL	0-0	0.00	6	0	0	0	1	10.0	2	0	0	0	0	2	17	0	0
Jacksonville	SOU	1-0	1.48	24	0	0	0	6	30.1	12	5	5	0	1	10	39	0	0
New Orleans	PCL	0-1	5.40	10	0	0	0	7	11.2	11	9	7	1	0	7	15	1	0
2017 New Orleans	PCL	0-1	1.62	26	0	0	0	5	33.1	18	6	6	3	1	8	44	3	0
MIAMI	NL	1-1	2.34	37	0	0	0	1	34.2	30	13	9	4	0	18	54	1	0
2018 MIAMI	NL	4-4	3.90	71	0	0	0	5	64.2	55	29	28	7	2	27	74	0	0
2019 Jupiter	FSL	0-0	0.00	1	1	0	0	0	1.0	1	0	0	0	0	0	0	0	0
MIAMI	NL	0-2	6.28	15	0	0	0	0	14.1	9	10	10	6	1	5	14	0	0
MLB Totals		5-7	3.72	123	0	0	0	6	113.2	94	52	47	17	3	50	142	1	0
Minor Lg Totals		8-11	2.82	108	26	1	0	20	239.1	184	90	75	10	7	105	259	12	0



ERIK SWANSON

RHP

BORN: 9/4/1993 IN FARGO, ND
RESIDES: FARGO, ND

ACQUIRED: TRADE WITH NEW YORK-AL WITH JUSTUS SHEFFIELD, DOM THOMPSON-WILLIAMS FOR JAMES PAXTON ON 11/19/2018

DRAFTED: SELECTED BY THE TEXAS RANGERS IN THE 8TH ROUND OF THE 2014 DRAFT (IOWA WESTERN CC)

HEIGHT: 6'3" **WEIGHT:** 220 **BATS:** RIGHT **THROWS:** RIGHT **AGE:** 27

AS OF OPENING DAY 2021

SWANSON'S CAREER SUMMARY

Single-Game Career High...	IP	H	R	ER	HR	K	BB
	7.0 (8x)	13	10	9	4	11	3 (8x)
	8/8/18	5/20/17	8/7/17	8/7/17	5/16/19	4/23/18	7/6/19

2020:

- Made 9 relief appearances with Seattle...was his first pro season without a start since 2015
- Threw 149 pitches, 101 of which were 4-season fastballs (67.8%)...among pitchers who threw at least 100 four-seamers, his fastball rate was T-8th in the Majors
- Recalled on 8/2 for his first stint
- Placed on the 10-day IL on 8/20 with a strained right forearm...reinstated on 9/14

2019:

- Made 27 appearances (8 starts) with Seattle and 10 appearances (6 starts) with Triple-A Tacoma...combined for a 1-6 record, 2 saves, 5.68 ERA, 82.1 IP, 57 R (52 ER), 80 SO, 24 BB, 22 HR
- Started the season with Tacoma and was the Opening Night starter at Sacramento on 4/4...5.0 IP, 6 H, 0 R, 8 SO, 0 BB
- Recalled by Seattle for the first time on 4/9...optioned to Tacoma twice during the season
- Made his Major League debut on 4/11 at Kansas City...2.0 IP, 3 H, 2 ER, 4 SO
- Earned his first MLB win in his first start on 5/5 at Cleveland...6.0 IP, 1 H, 0 R, 3 SO...became the 3rd Mariners pitcher in club history with 6.0 IP, 1 R or fewer and 2 H or fewer in his first MLB start
- Recorded a strikeout in 29 of 37 appearances across both levels, including 24 of his first 28 outings
- After the All-Star break, was 2-for-2 in save opportunities with Seattle while posting a 2.78 ERA (7 ER, 22.2 IP) with 23 strikeouts and 5 walks
- Recorded his first career save on 9/19 at Pittsburgh with a scoreless 11th inning, 1 BB, 3 SO

2018:

- Spent the season in the New York Yankees organization...made 14 appearances (13 starts) with Triple-A Scranton Wilkes-Barre, 2 starts with Short Season-A Staten Island and 8 appearances (7 starts) with Double-A Trenton...combined for an 8-2 record, 2.66 ERA, 121.2 IP, 38 R (36 ER), 139 SO, 29 BB, 10 HR, .210 BAA, 1.00 WHIP
- Set career-highs in wins (8), starts (22), innings (121.1), strikeouts (139), BAA (.210, min. 20 IP), and WHIP (1.00, min. 20 IP)
- Started the season with Trenton and posted a 0.42 ERA in 8 appearances...pitched at least 6.0 innings and did not allow a run in his final three outings (20.0 IP, 10 H, 22 SO, 5 BB)
- While in Trenton, ranked top-2 in ERA (0.42, 1st), wins (5, T-2nd), strikeouts (55, 1st), BAA (.155, 2nd), WHIP (0.87, 2nd) and winning percentage (1.000, T-1st)...ranked T-7th in IP (42.2)
- Assigned to Scranton Wilkes-Barre on 5/21...Pitched at least 5.0 innings in 4 of his first 5 appearances
- Placed on the 7-day IL on 6/14 retroactive to 6/13 with a right groin strain...sent on rehab assignment to Staten Island on 7/5 (2 starts, 6.2 IP, 3 ER, 6 SO)...activated on 7/14 and returned to Scranton Wilkes-Barre
- Made 4 quality starts in August from 8/8-31...30.1 IP, 7 ER (2.08 ERA), 30 SO in 5 starts during that span

2017:

- Spent the season in the New York Yankees organization...made 20 starts with Adv. A Tampa and pitched 100 innings for the first time in his career
- Gave up 2 or fewer runs in 12 of 20 starts, including 8 scoreless appearances...ranked 10th among minor leaguers (min 100 IP) with a 1.26 BB/9 ratio (14 walks)
- Made 3 straight scoreless starts from 5/4-15...18.0 IP, 10 H, 13 SO
- Won 6 straight decisions from 7/17-8/25 including 4 straight starts from 7/17-8/1

2016:

- Started the season in the Texas Rangers organization and was traded to the New York Yankees on 8/1 along with RHP Nick Green and RHP Dillon Tate in exchange for Carlos Beltran and cash considerations
- Made 5 appearances (2 starts) with Single-A Charleston and 19 appearances (15 starts) with Single-A Hickory...combined for a 6-5 record, 3.46 ERA, 1 save, 96.1 IP, 44 R (37 ER), 93 SO, 30 BB, 4 HR
- Started the season with Hickory and did not allow a run in his first 11 IP...made his first career quality start on 4/29 vs. Lexington (7.0 IP, 3 H, 0 R, 8 SO)
- Assigned to Charleston after being traded on 8/1...made his Yankees organization debut on 8/5 vs. Greenville

SWANSON (CONTINUED)

2016 (cont):

- Named a South Atlantic League Mid-Season All-Star with Hickory

2015:

- Spent the season in the Texas Rangers organization...made 7 relief appearances with Single-A Hickory, and 1 relief appearance with each Rookie-level AZL Rangers, Double-A Frisco and Triple-A Round Rock...combined for a 1-0 record, 2.35 ERA, 1 save, 15.1 IP, 4 ER, 14 SO, 7 BB, 1 HR
- Did not allow more than 1 ER in any of his 10 appearances...recorded a strikeout in 8 of 10 outings
- Placed on the 7-day IL on 7/23 and sent to AZL Rangers on rehab assignment on 8/21

2014:

- Started his pro career after being selected by the Texas Rangers in the 8th round of the Draft out of Iowa Western Community College (JUCO)
- Made 15 relief appearances with Short Season-A Spokane...made his pro debut on 6/25 vs. Boise...1.0 IP, 1 SO
- Earned his first pro win on 8/11 at Everett...1.2 IP, 2 SO...retired all 5 batters faced
- Recorded 24 strikeouts in 23.1 IP, including 4 in 3.0 or fewer innings twice

Personal:

- Erik Swanson
- Resides in Fargo, ND with wife, Madison, and son, Toby
- Attended Mariemont (OH) High School
- Earned Outstanding Pitcher honors at Iowa Western CC...helped lead team to NJCAA Division I title in 2014...committed to the University of Pittsburgh before being drafted by Texas

SWANSON'S CAREER PLAYING RECORD

YEAR TEAM	LG	W	ERA	G	GS	CG	SHO	SV	IP	H	R	ER	HR	HB	BB	SO	WP	BK
2014 Spokane	NWL	1-2	4.63	15	0	0	0	0	23.1	19	12	12	0	2	7	24	2	0
2015 AZL Rangers	AZL	0-0	0.00	1	0	0	0	0	1.0	0	0	0	0	0	1	1	0	0
Hickory	SAL	1-0	2.19	7	0	0	0	1	12.1	7	3	3	1	0	4	10	1	0
Frisco	TL	0-0	9.00	1	0	0	0	0	1.0	2	1	1	0	0	2	1	1	0
Round Rock	PCL	0-0	0.00	1	0	0	0	0	1.0	1	0	0	0	0	0	2	0	0
2016 Hickory	SAL	6-4	3.43	19	15	0	0	1	81.1	77	37	31	4	4	25	78	4	0
Charleston	SAL	0-1	3.60	5	2	0	0	0	15.0	14	7	6	0	0	5	15	1	0
2017 Tampa	FSL	7-3	3.95	20	20	0	0	0	100.1	115	46	44	10	3	14	84	1	0
2018 Staten Island	NYP	0-0	4.05	2	2	0	0	0	6.2	8	3	3	0	0	0	6	0	1
Trenton	EL	5-0	0.42	8	7	0	0	0	42.2	22	3	2	0	1	15	55	0	1
Scranton WB	IL	3-2	3.86	14	13	1	0	0	72.1	63	32	31	10	2	14	78	1	0
2019 Tacoma	PCL	0-1	5.55	10	6	0	0	0	24.1	28	16	15	5	0	12	28	0	0
SEATTLE	AL	1-5	5.74	27	8	0	0	2	58.0	56	41	37	17	2	12	52	2	0
2020 SEATTLE	AL	0-2	12.91	9	0	0	0	0	7.2	11	12	11	3	2	2	9	1	0
MLB Totals			1-7	6.58	36	8	0	0	2 65.2	67	53	48	20	4	14	61	3	0
Minor Lg Totals			23-13	3.49	103	65	1	0	2 381.1	356	160	148	30	12	99	382	11	2



DOMINGO TAPIA

RHP

BORN: 8/4/1991 IN SANTO DOMINGO, D.R.

RESIDES: SANTO DOMINGO, D.R.

ACQUIRED: CLAIMED OFF WAIVERS FROM BOSTON ON OCT. 23, 2020

DRAFTED: SIGNED BY NEW YORK-NL AS A NON-DRAFTED FREE AGENT ON MAY 28, 2010

HEIGHT: 6'3" **WEIGHT:** 263 **BATS:** RIGHT **THROWS:** RIGHT **AGE:** 29

AS OF OPENING DAY 2021

TAPIA'S CAREER SUMMARY

Single-Game

Career High...	IP	H	R	ER	HR	K	BB
	7.1 (2x)	11	9	8 (2x)	3	9 (2x)	5 (5x)
	8/3/12	6/20/13	7/4/11	5/15/14	5/15/14	8/28/12	8/15/14

2020:

- Spent the season in the Boston Red Sox organization...made 5 relief appearances with Boston
- Assigned to the Alternate Training Site in Pawtucket on 7/17...had his contract selected by Boston on 9/11
- Made his MLB debut on 9/11 at Tampa Bay...1.0 IP, 1 H, 1 ER, 1 SO
- Did not allow a run over his final 4 appearances...3.1 IP, 3 H, 3 SO, 1 BB
- Placed on the 10-day IL with a right biceps contusion on 9/25 and missed the final week of the season
- Claimed off waivers by Seattle on 10/23

2019:

- Spent the season in the Boston Red Sox organization...made 44 appearances (1 start) with Triple-A Pawtucket
- In June, went 2-1 with a save and allowed 1 ER in 8 appearances (0.71 ERA)
- In his lone start vs. Buffalo on 4/16, pitched 3.0 scoreless innings with 3 strikeouts, 0 walks and 1 hit allowed

2018:

- Spent the season in the Cincinnati Reds organization and earned a non-roster invitation to Spring Training...made 47 appearances (4 starts) with Triple-A Louisville and 1 relief appearance with Double-A Pensacola...combined for a 4-5 record, 3.60 ERA, 1 save, 65.0 IP, 31 R (26 ER), 45 SO, 29 BB, 4 HR
- Started the season with Pensacola and made 1 appearance on 4/5...2.0 IP, 2 ER
- Reassigned to Louisville on 4/10...pitched 3.0 scoreless innings in his first appearance on 4/10 vs. Columbus
- 14 of his final 16 appearances were scoreless including his final 9 outings from 8/7-9/3...from 7/19 through the end of the season, lowered his Triple-A ERA from 4.24 to 3.43
- Made 15 relief appearances with Gigantes del Cibao in the Dominican Winter League...1-0, 2.08 ERA, 13.0 IP, 7 SO

2017:

- Spent the season in the Cincinnati Reds organization...made 35 appearances (9 starts) with Double-A Pensacola and 3 appearances (1 start) with Triple-A Louisville...combined for a 4-7 record, 4.08 ERA, 1 save, 88.1 IP, 41 R (40 ER), 85 SO, 26 BB, 9 HR
- Started the season with Pensacola and made 4 straight scoreless appearances to begin his season (5 IP, 1 H, 6 SO)
- Assigned to Louisville on 6/3 and returned to Pensacola after 1 appearance...assigned to Louisville on 6/18 and returned to Pensacola on 6/21
- Made 1 scoreless relief appearance with Gigantes del Cibao in the Dominican Winter League

2016:

- Spent the season in the New York Mets organization...made 19 relief appearances with Adv. A St. Lucie and 1 relief appearance with Double-A Binghamton...combined for an 0-2 record, 3.56 ERA, 30.1 IP, 16 R (12 ER), 25 SO, 14 BB, 3 HR
- Started the season on the IL while recovering from Tommy John surgery in 2015 and was assigned to St. Lucie on 6/9 for his season debut
- Assigned to Short Season-A Brooklyn on 6/11 and reassigned to St. Lucie on 6/13...assigned to Binghamton on 7/1 and returned to St. Lucie after 1 appearance
- In his lone appearance with Binghamton on 7/1 vs. New Hampshire, pitched 2.1 innings, 1 ER, 1 SO
- Allowed 1 HR in 19 appearances (28.0 IP) at St. Lucie
- Elected free agency after the season and signed a minor league contract with Cincinnati on 11/28

2015:

- Spent the season in the New York Mets organization...made 3 relief appearances with Double-A Binghamton
- Made 3 appearances between 4/9-18 before being placed on the IL with elbow discomfort on 4/19...required Tommy John surgery and missed the rest of the season

2014:

- Spent the season in the New York Mets organization...made 21 starts with Adv. A St. Lucie
- Pitched 5.0 innings or more in 10 straight starts from 6/9-8/22...4-3, 58.0 IP, 24 ER during that stretch
- Tied a career-high with 6 wins, set career-highs with 109.0 IP and 12 GIDPs
- Among Florida State League pitchers (min 100 IP), ranked 6th in HR allowed (5)

TAPIA (CONTINUED)

2014 (cont):

- From 2012-14, his 10 HR allowed ranked T-2nd with Taylor Cole (TOR) among all minor league pitchers with at least 300 IP (Dylan Floro, 8)

2013:

- Spent the season in the New York Mets organization...made 23 appearances (22 starts) with Adv. A St. Lucie
- Set career-highs in appearances (23), starts (22) and quality starts (8)
- T-2nd in the Florida State League (min 100 IP) with 3 HR allowed while ranking T-13th with 22 starts and 15th with 89 strikeouts
- Pitched 2.0 scoreless innings for Gigantes del Cibao in the Dominican Winter League

2012:

- Spent the season in the New York Mets organization...made 20 appearances (19 starts) with Single-A Savannah
- Set then career-highs with 108.2 IP and 101 strikeouts...both tied for the team lead
- Ranked 2nd in the South Atlantic League (min 100 IP) with 2 HR allowed
- Pitched a career-high 7.1 innings on 5/3 and 8/3...had 5 starts with 7 or more IP

2011:

- Spent the season in the New York Mets organization...made 11 starts with Rookie-level Kingsport and 1 start with Short Season-A Brooklyn...combined for a 6-5 record, 3.38 ERA, 56.0 IP, 28 R (21 ER), 36 SO, 16 BB, 3 HR
- Started the season with Kingsport...pitched 5.0 IP or more in 8 of his 11 starts
- Reassigned to Brooklyn on 9/2...pitched 6.0 scoreless innings and earned the win on 9/2 vs. Staten Island
- Pitched 6.0 innings in his final 5 starts of the season...4-1, 24 IP, 3 ER, 21 SO during that span

2010:

- Started his pro career after signing with the New York Mets as a non-drafted free agent...made 10 starts with GCL Mets and 3 starts with DSL Mets...combined for a 4-4 record, 3.38 ERA, 58.2 IP, 29 R (22 ER), 34 SO, 15 BB, 0 HR
- Made his pro debut on 5/29 with DSL Mets...3.2 IP, 2 H, 3 ER, 2 SO
- Earned his first pro win on 7/27 with GCL Mets at GCL Nationals...5.0 IP, 2 ER, 4 SO
- Made 6 straight starts with 5.0 IP or more and 2 or fewer earned runs from 7/21-8/24...32.2 IP, 8 ER (2.20 ERA)

Personal:

- Domingo Rafael Tapia Hernández

TAPIA'S CAREER PLAYING RECORD

YEAR TEAM	LG	W	ERA	G	GS	CG	SHO	SV	IP	H	R	ER	HR	HB	BB	SO	WP	BK
2010 GCL Mets	GCL	4-3	3.45	10	10	0	0	0	47.0	49	25	18	0	8	10	29	5	2
DSL Mets 1	DSL	0-1	3.09	3	3	0	0	0	11.2	8	4	4	0	4	5	5	2	1
2011 Kingsport	APP	5-5	3.78	11	11	0	0	0	50.0	50	28	21	3	1	16	30	5	0
Brooklyn	NYP	1-0	0.00	1	1	0	0	0	6.0	5	0	0	0	0	0	6	0	0
2012 Savannah	SAL	6-5	3.98	20	19	0	0	0	108.2	92	55	48	2	8	32	101	5	1
2013 St. Lucie	FSL	3-9	4.62	23	22	0	0	0	101.1	87	60	52	3	5	63	89	9	0
2014 St. Lucie	FSL	6-8	3.96	21	21	0	0	0	109.0	104	53	48	5	1	51	56	8	1
2015 Binghamton	EL	0-1	43.20	3	0	0	0	0	1.2	5	9	8	0	2	8	0	0	0
2016 St. Lucie	FSL	0-2	3.54	19	0	0	0	0	28.0	35	15	11	2	0	13	24	2	0
Binghamton	EL	0-0	3.86	1	0	0	0	0	2.1	2	1	1	1	0	1	1	0	0
2017 Pensacola	SOU	4-6	4.03	35	9	0	0	1	82.2	93	37	37	8	4	25	81	2	0
Louisville	IL	0-1	4.76	3	1	0	0	0	5.2	9	4	3	1	1	1	4	1	0
2018 Pensacola	SOU	0-0	9.00	1	0	0	0	0	2.0	3	2	2	0	0	3	0	0	0
Louisville	IL	4-5	3.43	47	4	0	0	1	63.0	56	29	24	4	2	26	45	4	0
2019 Pawtucket	IL	5-4	5.18	44	1	0	0	2	66.0	74	47	38	8	5	32	52	3	0
2020 BOSTON	AL	0-0	2.08	5	0	0	0	0	4.1	4	1	1	1	0	2	4	0	0
MLB Totals		0-0	2.08	5	0	0	0	0	4.1	4	1	1	1	0	2	4	0	0
Minor Lg Totals		38-50	4.14	242	102	0	0	4	685.0	672	369	315	37	41	286	523	46	5



DILLON THOMAS

OF

BORN: 12/10/1992 IN HOUSTON, TX

ACQUIRED: SIGNED BY SEATTLE AS A MINOR LEAGUE FREE AGENT ON JAN. 13, 2021

DRAFTED: SELECTED BY COLORADO IN THE 4TH ROUND OF THE 2011 DRAFT (WESTBURY CHRISTIAN HS)

HEIGHT:
6'1"

WEIGHT:
215

BATS:
LEFT

THROWS:
LEFT

AGE:
28

AS OF OPENING DAY 2021

THOMAS' CAREER SUMMARY

Single-Game Career High...	R	H	2B	3B	HR	RBI	SB
	3 (5x)	5	4	1 (19x)	1 (37x)	5 (3x)	4
	5/23/19	5/22/17	5/22/17	8/2/19	8/27/19	7/19/19	8/27/17

2020:

- DNP (COVID-19 pandemic)
- Spent the season in the Oakland Athletics organization

2019:

- Spent the season in the Milwaukee Brewers organization...made 131 appearances with Double-A Biloxi
- Set career-highs in games (131), hits (119), HR (13), RBI (71), triples (6), BB (41), steals (22), SLG (.434)
- Had a season-high 9-game hitting streak from 5/18-28...hit .433 (13-for-30) with 4 RBI, 5 R, 2 doubles, 3 SB
- Recorded 4-straight multi-hit games from 7/18-21 during a 6-game hitting streak...hit .500 (10-for-20) with 3 HR, 9 RBI, 6 R during the 4-game span
- Named a Southern League Mid-Season All-Star
- Following the season, signed a minor league contract with Oakland

2018:

- Started the season with the Texas AirHogs of the Independent League and played 80 games...hit .333 (97-for-291) with 13 HR, 54 RBI, 56 R, 37 doubles, 14 SB
- Signed a minor league contract the Milwaukee Brewers on 8/21...made 13 appearances with Adv. A Carolina
- Recorded hits in 6 games with Carolina, including a 4-for-5 effort on 8/29 vs. Down East...drew 11 walks in 56 plate appearances

2017:

- Spent the season in the Colorado Rockies organization...Made 83 appearances with Double-A Hartford, 12 appearances with Adv. A Lancaster and 3 appearances with Triple-A Albuquerque...combined to hit .229 (74-for-323) with 7 HR, 41 RBI, 40 R, 15 doubles, 15 steals
- Recorded career-highs with 5 hits and 4 doubles on 5/22 at Bowie...5-for-5, 2 RBI, 3 R...part of a 6-game hitting streak (10-for-26, 3 HR, 8 RBI, 8 R)
- Had two 6-game hitting streaks, once with Hartford (5/18-23) and once with Lancaster (8/8-16)
- Started the season and was reassigned to Lancaster on 8/8...assigned to Albuquerque on 9/1
- Became a minor league free agent following the season

2016:

- Spent the season in the Colorado Rockies organization...made 111 appearances with Double-A Hartford
- Set career highs (min. 75 PA) in avg. (.289), OPS (.778), doubles (37)...his 37 doubles ranked 2nd in the Eastern League (Dylan Cozens, 38)
- Composed a season-high 9-game hitting streak from 6/7-16...hit .417 (15-for-36) with 2 RBI, 2 R, 3 doubles
- Hit .313 (55-for-176) in home contests vs. .268 (53-for-198) on the road
- In June, had a .344/.408/.462 slash line with 12 HR, 9 R, 11 doubles
- On the 7-day IL from 8/6-14
- Named an Eastern League Mid-Season All-Star

2015:

- Spent the season in the Colorado Rockies organization...made 113 appearances with Adv. A Modesto
- Set then career-highs in triples (7), runs (44), doubles (21), HR (6), RBI (49)
- Played more than 90 games for the first time in his career (5 seasons)
- In July, hit .393 (33-for-84)...ranked 6th in the Cal League in avg and 8th in OBP (.433)
- Batted .269 (87-for-324) against RHP vs. .160 (12-for-75) vs. LHP

2014:

- Spent the season in the Colorado Rockies organization...made 32 appearances with Single-A Asheville and 18 appearances with Short Season-A Tri-City...combined to hit .280 (54-for-193) with 3 HR, 19 RBI, 23 R, 14 doubles, 10 steals
- Started the season with Tri-City on 6/13 and assigned to Asheville on 7/22
- Had a season-long 10-game hitting streak from 7/18-8/1, including his first 8 games with Asheville...hit .333 (14-for-42) with 2 HR, 5 RBI, 9 R, 3 SB

THOMAS (CONTINUED)

2014 (cont):

- From 7/4 through the end of the season, hit .306 (49-for-160) with a .347 OBP
- During his time with Asheville, ranked 12th in avg. (.317), T-5th in 2B (10), and T-10th in steals (8) among South Atlantic League leaders

2013:

- Spent the season in the Colorado Rockies organization...made 90 appearances with Single-A Asheville
- Had a season-high 14-game hitting streak from 5/23-6/7...hit .365 (19-for-52) with 12 RBI, 8 R, 7 XBH, 4 SB
- Ended his season on a 9-game hitting streak from 8/21-9/1...hit .333 (11-for-33)

2012:

- Spent the season in the Colorado Rockies organization...assigned to Short Season-A Tri-City on 6/7
- On the IL from 7/3-8/18

2011:

- Started his pro career after being selected by the Colorado Rockies in the 4th round of the 2011 Draft out of Westbury Christian High School in Houston, TX
- Made 15 appearances with Rookie-level Casper
- Made his pro debut, collected 3 hits and his first home run in his pro debut on 8/5 vs. Idaho Falls...3-for-5, HR, 3 RBI, 3 R
- Collected hits in 13 of 15 games, including his first 6 career contests

Personal:

- Dillon Everett Thomas
- Graduated from Westbury Christian High School in Houston, TX

THOMAS' CAREER PLAYING RECORD

Year	Team	LG	AVG	G	AB	R	H	2B	3B	HR	RBI	BB	SO	SB	CS	OBP	SLG	HP	SAC	SF	
2011	Casper	PIO	.328	15	58	12	19	2	0	1	7	3	18	2	1	.361	.414	0	0	0	
2012	Tri-City	NWL	.214	24	84	11	18	3	0	0	4	14	26	6	3	.347	.250	3	0	0	
2013	Asheville	SAL	.255	90	330	31	84	14	3	3	36	26	84	10	12	.309	.342	0	2	0	
2014	Tri-City	NWL	.209	18	67	8	14	4	0	2	9	3	22	2	2	.243	.358	0	0	0	
	Asheville	SAL	.317	32	126	15	40	10	1	1	10	5	38	8	3	.358	.437	3	0	0	
2015	Modesto	CAL	.248	113	399	44	99	21	7	6	49	22	143	17	8	.294	.381	5	9	2	
2016	Hartford	EL	.289	111	374	39	108	37	1	4	46	28	97	13	8	.353	.425	11	2	4	
2017	Lancaster	CAL	.240	12	50	7	12	1	0	1	3	2	18	6	0	.283	.320	1	0	0	
	Hartford	EL	.229	83	271	33	62	14	1	6	37	23	101	9	5	.301	.354	6	0	2	
	Albuquerque	PCL	.000	3	2	0	0	0	0	0	1	0	0	0	0	.000	.000	0	0	1	
2018	Carolina	CAR	.293	13	41	7	12	2	0	0	5	11	17	1	1	.464	.341	3	0	1	
2019	Biloxi	SOU	.265	131	449	62	119	25	6	13	71	41	132	22	11	.339	.434	11	0	3	
Minor Lg Totals				.261	645	2251	269	587	133	19	37	278	178	696	96	54	.325	.386	43	13	13



DOM THOMPSON-WILLIAMS

BORN: 4/21/1995 IN SIOUX CITY, IA
RESIDES: SIOUX CITY, IA

OF

ACQUIRED: TRADE WITH NEW YORK-AL ALONG WITH JUSTUS SHEFFIELD AND ERIK SWANSON FOR JAMES PAXTON ON 11/19/18

DRAFTED: SELECTED BY NEW YORK-AL IN THE 5TH ROUND OF THE 2016 DRAFT (SOUTH CAROLINA)

HEIGHT: 6'0" **WEIGHT:** 190 **BATS:** LEFT **THROWS:** LEFT **AGE:** 26
AS OF OPENING DAY 2021

THOMPSON-WILLIAMS' CAREER SUMMARY

Single-Game Career High...	R	H	2B	3B	HR	RBI	SB
	3 (4x)	5	2 (5x)	1 (9x)	2 (3x)	5 (2x)	3 (2x)
	8/10/18	7/17/17	6/29/19	8/31/19	4/5/19	4/5/19	4/20/19

2020:

- DNP (COVID-19 pandemic and ruptured achilles)
- Participated in the Mariners Player Development Fall League

2019:

- Made his Mariners organization debut with Double-A Arkansas...in 115 games, hit .234 (101-for-432) with 12 HR, 41 RBI, 46 R, 24 doubles, 15 steals
- Set a career-high with 115 games...led Arkansas in triples (4) and XBH (40)
- Among Texas League hitters, ranked T-9th in doubles (24) and XBH (40)
- Recorded 26 multi-hit contests, including 8 three-hit games
- Had a season-high 11-game hitting streak from 4/29-5/12, hitting .425 (17-for-40) with 3 HR, 8 RBI, 9 R, 3 doubles, 1 triple

2018:

- Spent the season in the New York Yankees organization...made 90 appearances with Adv. A Tampa and 10 appearances with Single-A Charleston...combined for a .299/.363/.546 slash line, 22 HR, 74 RBI, 63 R, 45 XBH
- Started the season with Charleston and was on the IL from 4/9-5/9...assigned to Tampa on 5/18
- Hit 5 HR with 9 RBI in 3 games, including back-to-back 2 HR games, from 5/13-15 with Charleston
- Collected 1 RBI in 6 straight games and hit .409 (9-for-22) from 6/3-9
- Named Florida State League Player of the Month in August...led the league in XBH (16), total bases (71), RBI (30) and OPS (1.121)
- Stole a career-high 20 bases in 29 attempts
- Named an *MiLB.com* Organizational All-Star

2017:

- Spent the season in the New York Yankees organization...made 41 appearances with Short Season-A Staten Island and 23 appearances with Single-A Charleston...combined to hit .244 (64-for-221) with 3 HR, 28 RBI, 23 R, 9 doubles, 9 steals
- Collected a career-high 5 hits at Brooklyn on 7/17...5-for-5, 2 RBI, 1 R, 2 steals
- Hit .283 (17-for-60) vs. LHP
- Assigned to Charleston on 8/8

2016:

- Started his pro career after being selected by the New York Yankees in the 5th round of the Draft out of South Carolina
- Made 56 appearances with Short Season-A Staten Island and hit .246 (48-for-195) with 3 HR, 16 RBI, 30 R, 8 doubles, 1 triple, 15 steals
- Debuted on 6/18 vs. Brooklyn (0-for-4)
- Collected his fist hit and RBI on 6/19 vs. Aberdeen
- Hit his first career home run on 7/23 vs. Tri-City

Personal:

- Dominique Danton Thompson-Williams
- Graduated from Sioux City East (IA) High School...3-time All-State selection and the 2013 Gatorade Iowa Player of the Year
- Originally selected by St. Louis in the 19th round of the 2014 Draft but did not sign
- Began his collegiate career at Iowa Western Community College (2014-15)...hit .408 (146-for-358) in 109 games
- Attended South Carolina for 1 season (2016)...had a .312/.418/.517 slash line with 58 R, 17 doubles, 3 triples, 41 RBI...led the team in runs, doubles, triples, total bases (124), SLG and steals

THOMPSON-WILLIAMS' CAREER PLAYING RECORD

Year Team	LG	AVG	G	AB	R	H	2B	3B	HR	RBI	BB	SO	SB	CS	OBP	SLG	HP	SAC	SF
2016 Staten Island	NYP	.246	56	195	30	48	8	1	3	16	28	43	15	5	.348	.344	4	0	3
2017 Staten Island	NYP	.277	41	141	17	39	7	0	3	22	18	30	7	6	.366	.390	2	1	0
Charleston	SAL	.188	23	80	6	15	2	0	0	6	9	15	2	2	.270	.213	0	1	0
2018 Charleston	SAL	.378	10	37	7	14	1	0	5	9	2	7	3	2	.425	.811	1	0	0
Tampa	FSL	.290	90	331	56	96	16	4	17	65	31	95	17	7	.356	.517	5	0	4
2019 Arkansas	TL	.234	115	432	46	101	24	4	12	41	35	152	15	2	.298	.391	6	0	4
Minor Lg Totals		.257	335	1216	162	313	58	9	40	159	123	342	59	24	.332	.419	18	2	11

FRONT OFFICE

CHENEY STADIUM

COACHES/STAFF

2021 RAINIERS

2019 SEASON REVIEW

OPPONENTS

HISTORY & RECORDS

MEDIA & MISC.

SAM TRAVIS

UTL

BORN: 8/27/1993 IN CHICAGO, IL

ACQUIRED: SIGNED BY SEATTLE AS A MINOR LEAGUE FREE AGENT ON DEC. 3, 2020

DRAFTED: SELECTED BY BOSTON IN THE SECOND ROUND OF THE 2014 DRAFT (INDIANA)

HEIGHT: 6'0" **WEIGHT:** 220 **BATS:** RIGHT **THROWS:** RIGHT **AGE:** 27

AS OF OPENING DAY 2021

TRAVIS' CAREER SUMMARY

Single-Game

Career High...

	R	H	2B	3B	HR	RBI	SB
	3 (5x)	5	2 (8x)	1 (10x)	2	5	2
	5/30/17	5/18/17	6/16/19	9/17/19	5/15/16	5/15/16	5/29/19

2020:

- DNP (COVID-19 pandemic)
- Spent the season in the Texas Rangers organization with a non-roster invite to Spring Training
- Designated for assignment on 1/2...traded by Boston in exchange for LHP Jeffrey Springs on 1/15
- After the season, signed with Seattle as a minor league free agent on 12/3

2019:

- Spent the season in the Boston Red Sox organization...made 59 appearances with Boston and 68 appearances with Triple-A Pawtucket...combined to hit .253 (96-for-380), 13 HR, 49 RBI, 53 R, 18 doubles, 7 steals
- Set a career-high with 13 HR...marked back-to-back seasons with double-digit home runs
- Made his first MLB Opening Day roster...went 2-for-3 on Opening Day at Seattle on 3/29
- Had 4 stints with Boston and 3 with Pawtucket...optioned to Triple-A on 4/4, 6/14 and 7/1...recalled on 7/15 and played with Boston for the rest of the season
- Had a season-long 8-game hitting streak with Pawtucket from 5/3-12, including six 2-hit games...hit .412 (14-for-34), with 6 RBI, 5 XBH, 7 R
- Collected his 500th minor league hit on 5/31 vs. Syracuse and 250th minor league RBI on 7/13 vs. Buffalo
- Across both levels in July, had a .333/.370/.565 slash line with 4 HR, 10 RBI, 8 R, 4 doubles in 24 G

2018:

- Spent the season in the Boston Red Sox organization...made 19 appearances with Boston and 97 appearances with Triple-A Pawtucket...combined to hit .254 (101-for-397) with 9 HR, 50 RBI, 40 R, 16 doubles
- Tied a then career-high with 10 HR...his 8 HR with Pawtucket are a single-season high with 1 team
- Had 3 stints with both Boston and Pawtucket...recalled by Boston on 6/2, 7/13 and 9/1
- Made his MLB outfield debut on 6/7 vs. Detroit as a left fielder
- Hit first MLB home run (Shane Bieber) on 9/21 at Cleveland
- On the 7-day IL from 5/1 (retroactive to 4/30) to 5/12 with a left intercostal strain
- Started the season as the No. 7 Boston prospect by *Baseball America*, and ranked the system's best hitter for average

2017:

- Spent the season in the Boston Red Sox organization...made 82 appearances with Triple-A Pawtucket and 33 appearances with Boston, including his MLB debut...combined to hit .268 (102-for-380) with 6 HR, 25 RBI, 53 R, 20 doubles, 7 steals
- Had 3 stints with both Pawtucket and Boston...had his contract selected on 5/23, recalled on 6/20 and 9/1
- Made his MLB debut on 5/24 vs. Texas...went 2-for-4 with 1 R...became first Boston rookie with 2 hits in his MLB debut since 2012
- Recorded a career-high 5 hits with Pawtucket on 5/18 at Scranton/Wilkes-Barre...5-for-6, 3 RBI, 1 R, 2 doubles
- From 5/15-6/7, had a .444/.500/.667 slash line with 2 HR, 8 RBI, 13 R over 12 games, including his first 6 MLB games
- Hit .314 (33-for-105) with a .905 OPS vs. LHP...hit .251 vs. RHP
- Played 10 games with Gigantes del Cibao in the Dominican Winter League...hit .156 (5-for-32) with 2 RBI, 3 R

2016:

- Spent the season in the Boston Red Sox organization...made 47 appearances with Triple-A Pawtucket and hit .272 (47-for-173) with 6 HR, 29 RBI, 26 R, 10 doubles
- Earned his first MLB non-roster Spring Training Invite...led the Red Sox with 13 RBI in 18 Grapefruit League games, hitting .469 (15-for-32)
- Suffered a season-ending left knee injury on 5/29...removed from game and diagnosed on 5/30 with a torn ACL

2015:

- Spent the season in the Boston Red Sox organization...made 65 appearances with Double-A Portland and 66 appearances with Adv. A Salem...combined to hit .307 (150-for-489) with 9 HR, 78 RBI, 70 R, 32 doubles, 6 triples, 19 steals
- Set career-highs in RBI (78), R (70), doubles (32), triples (6), XBH (47), walks (59) and steals (19)

TRAVIS (CONTINUED)

2015 (cont):

- Led all Boston minor leaguers in avg. (.307), hits (150), RBI, total bases (221) and walks
- Named Red Sox Minor League Offensive Player of the Year
- Earned Carolina League Mid-Season All-Star honors...started at 1B and went 2-for-4 in the All-Star Game on 6/23
- Named an *MLB.com* Organizational All-Star
- Earned Carolina League Player of the Week for 4/27-5/3...hit .524 (13-for-24) with 4 doubles, 3 R, 6 RBI...led the league in average, hits, total bases (17), RBI and SLG (.708) in 6 games
- Played 23 games with Scottsdale in the Arizona Fall League...had a .344/.393/.505 slash line...helped Scottsdale win AFL Championship
- Led the AFL in hits, doubles and runs...selected to AFL Top Prospects team and named to Fall Stars Game East Division roster

2014:

- Started his pro career after being selected by Boston in the 2nd round of the Draft out of Indiana University
- Made 40 appearances with Short Season-A Lowell and 27 appearances with Single-A Greenville...combined to hit .316 (86-for-272) with 7 HR, 44 RBI, 40 R, 16 doubles, 5 steals
- Made his debut with Lowell at Connecticut on 6/18...0-for-4
- Collected his first career hit on 6/19 at Connecticut, a single
- Hit his first home run on 6/27 at Vermont...3-for-5, 2 RBI, 2 R
- Had a 10-game hitting streak from 7/14-24 (.370, 1 HR, 10 RBI, 9 R)...followed by a 12-game hitting streak from 7/26-8/7 (.510, 1 HR, 12 RBI, 8 R)...Hit safely in 22 of 23 games from 7/14-8/7 (.433/.461/.598, 22 RBI, 19 R)
- Assigned to Greenville on 8/1

Personal:

- Samuel John Travis
- Played at Indiana University (2012-14)...in 184 G, hit .327 with 31 HR...named 2012 Big Ten Freshman of the Year and 2014 Big Ten Player of the Year
- Graduated from Providence (IL) High School...named Illinois Player of the Year by *Chicago Tribune* after hitting .504 with a 1.023 SLG as a senior
- Chose "Dr. Chill" as his MLB Players' Weekend jersey name

TRAVIS' CAREER PLAYING RECORD

Year	Team	LG	AVG	G	AB	R	H	2B	3B	HR	RBI	BB	SO	SB	CS	OBP	SLG	HP	SAC	SF
2014	Lowell	NYP	.333	40	165	28	55	5	1	4	30	4	18	5	1	.364	.448	4	1	0
	Greenville	SAL	.290	27	107	12	31	11	1	3	14	7	14	0	1	.330	.495	0	0	1
2015	Salem	CAR	.313	66	246	35	77	15	4	5	40	26	43	10	6	.378	.467	2	0	4
	Portland	EL	.300	65	243	35	73	17	2	4	38	33	34	9	6	.384	.436	2	0	3
2016	Pawtucket	IL	.272	47	173	26	47	10	0	6	29	15	40	1	0	.332	.434	1	0	1
2017	Pawtucket	IL	.270	82	304	40	82	14	0	6	24	37	57	6	2	.351	.375	1	0	0
	BOSTON	AL	.263	33	76	13	20	6	0	0	1	6	23	1	0	.325	.342	1	0	0
2018	Pawtucket	IL	.258	97	361	35	93	13	0	8	43	29	89	1	2	.317	.360	4	0	4
	BOSTON	AL	.222	19	36	5	8	3	0	1	7	2	10	0	0	.263	.389	0	0	0
2019	Pawtucket	IL	.275	68	236	36	65	14	1	7	33	31	62	5	1	.362	.432	1	0	0
	BOSTON	AL	.215	59	144	17	31	4	1	6	16	11	36	2	0	.274	.382	1	0	1
MLB Totals			.230	111	256	35	59	13	1	7	24	19	69	3	0	.288	.371	2	0	1
Minor Lg Totals			.285	492	1835	247	523	99	9	43	251	182	357	37	19	.352	.419	15	1	13

FRONT OFFICE

CHENEY STADIUM

COACHES/STAFF

2021 RAINIERS

2019 SEASON REVIEW

OPPONENTS

HISTORY & RECORDS

MEDIA & MISC.

DONOVAN WALTON



BORN: 5/25/1994 IN DALLAS, TX
RESIDES: STILLWATER, OK

INF

DRAFTED: SELECTED BY SEATTLE IN THE 5TH ROUND OF THE 2016 DRAFT (OKLAHOMA STATE)

HEIGHT: 5'10" **WEIGHT:** 175 **BATS:** LEFT **THROWS:** RIGHT **AGE:** 26

AS OF OPENING DAY 2021

WALTON'S CAREER SUMMARY

Single-Game

Career High...

R	H	2B	3B	HR	RBI	SB
3 (4x)	4 (3x)	3	1 (9x)	1 (24x)	4	2
5/28/18	7/2/19	8/19/17	9/1/19	8/21/19	7/21/18	5/30/18

2020:

- Played 5 games with Seattle, going 2-for-13 (.154) with 3 RBI, 1 double, 1 BB
- Spent part of the season at the Alternate Training Site at Cheney Stadium in Tacoma

2019:

- Made 124 appearances with Double-A Arkansas and 7 appearances with Seattle, including his MLB debut...combined to hit .296 (147-for-496) with 11 HR, 52 RBI, 74 R, 22 doubles, 3 triples, 10 steals
- Made his MLB debut as a defensive replacement at SS in the 9th inning on 9/10 vs. Cincinnati...was the 65th player used by the Mariners, breaking the single-season MLB record (Texas, 2014)
- Recorded his first career hit on 9/12 vs. Cincinnati
- With Arkansas, was among Texas League leaders...ranked 2nd in hits (144) and OBP (.390), T-2nd in walks (63), T-4th in batting avg. (.300) and 5th in OPS (.817)
- Set career highs with 147 hits, 11 HR, 52 RBI, 66 BB and 74 R
- Named a Mid-Season Texas League All-Star
- Earned the Minor League Gold Glove Award at shortstop...committed 6 errors in 456 chances between shortstop and second base (.987)

2018:

- Made 62 appearances with Double-A Arkansas and 57 appearances with Adv. A Modesto...combined to hit .273 (116-for-425) with 3 HR, 41 RBI, 57 R
- Set career highs with 11 steals and 4 triples
- Assigned to Arkansas on 6/13
- Hit safely in 13 of 15 games from 5/2-20...hit .411 (23-for-56) with 1 HR, 9 RBI, 10 R, 7 BB...posted a .500 OBP and 1.071 OPS
- Named a Cal League Mid-Season All-Star

2017:

- Made 67 appearances with Adv. A Modesto and 5 appearances with Rookie-level AZL Mariners...combined to hit .271 (70for-258) with 4 HR, 29 RBI, 39 R, 16 doubles, 8 steals
- On the 7-day IL with a sprained left wrist from 6/1-8/9...sent to AZL Mariners on a rehab stint from 8/3-8
- Had a season-long 10-game hitting streak from 8/23-9/2...hit .333 (13-for-39), 4 RBI, 5 R, 3 doubles
- Had 41 plate appearances as a right-handed batter...hit .171 (6-for-35)...is his only pro season as a switch hitter

2016:

- Started his pro career after being selected by Seattle in the 5th round of the 2016 Draft out of Oklahoma State University
- Debuted with Short Season-A Everett on 7/8 (0-for-2)
- Collected his first pro hit (single) and first career home run on 7/9 vs. Spokane
- Hit safely in 12 of 14 games from 7/9-26...hit .368 (21-for-57) with 3 HR, 11 RBI, 16 R
- Named a Northwest League All-Star

Personal:

- Donovan R. Walton
- Graduated from Bishop Kelley (OK) High School in 2012
- Graduated from Oklahoma State University in 2016...his father, Rob, is the pitching coach at OSU and played professionally in the Baltimore Orioles organization

WALTON'S CAREER PLAYING RECORD

Year	Team	LG	AVG	G	AB	R	H	2B	3B	HR	RBI	BB	SO	SB	CS	OBP	SLG	HP	SAC	SF
2016	Everett	NWL	.281	43	178	43	50	8	1	5	23	22	24	6	0	.361	.421	1	1	1
2017	AZL Mariners	AZL	.313	5	16	2	5	0	2	5	1	0	2	0	0	.353	.688	0	0	0
	Modesto	CAL	.269	67	242	37	65	16	1	2	24	27	49	6	6	.349	.368	3	0	0
2018	Modesto	CAL	.309	57	217	35	67	12	3	3	19	30	37	8	3	.402	.433	5	2	2
	Arkansas	TL	.236	62	208	22	49	14	1	1	22	21	34	3	1	.325	.327	7	1	1
2019	Arkansas	TL	.300	124	480	72	144	22	3	11	50	63	72	10	13	.390	.427	10	2	3
	SEATTLE	AL	.188	7	16	2	3	0	0	2	3	5	0	1	0	.316	.188	0	0	0
Minor Lg Totals			.283	358	1341	211	380	72	9	24	143	164	216	35	23	.371	.404	26	6	7
MLB Totals			.188	7	16	2	3	0	0	2	3	5	0	1	0	.316	.188	0	0	0

FRONT OFFICE

CHENEY STADIUM

COACHES/STAFF

2021 RAINIERS

2019 SEASON REVIEW

OPPONENTS

HISTORY & RECORDS

MEDIA & MISC.



JANZTEN WITTE

INF

BORN: 1/4/1990 IN ARLINGTON, TX

ACQUIRED: SIGNED BY SEATTLE AS A MINOR LEAGUE FREE AGENT ON JAN. 5, 2021

DRAFTED: SELECTED BY BOSTON IN THE 24TH ROUND OF THE 2013 DRAFT (TCU)

HEIGHT:
6'2"

WEIGHT:
195

BATS:
RIGHT

THROWS:
RIGHT

AGE:
31

AS OF OPENING DAY 2021

WITTE'S CAREER SUMMARY

Single-Game Career High...	R	H	2B	3B	HR	RBI	SB
	4 (2x)	4 (5x)	3	1 (14x)	2	5	1 (32x)
	5/5/14	8/27/18	5/5/14	8/14/18	4/25/14	6/2/18	8/16/19

2020:

- DNP (COVID-19 pandemic)
- Spent the season in the Boston Red Sox organization with a non-roster invite to Spring Training...appeared in 11 Spring Training games, batting .375 (6-for-17) with 2 doubles, 3 RBI, 1 BB

2019:

- Spent the season in the Boston Red Sox organization...made 112 appearances with Triple-A Pawtucket and 6 appearances with Double-A Portland...combined to hit .271 (112-for-413) with 9 HR, 51 RBI, 47 R, 22 doubles, 35 BB, 8 steals
- Set a career-high with 8 steals in 12 attempts
- Started the season with Portland and was assigned to Pawtucket on 4/14
- Had a season-long 9-game hitting streak from 7/12-19, hitting .406 (13-for-32), .957 OPS, with 5 RBI, 4 R, 3 doubles, 3 BB
- In July, hit .323 (31-for-96) with 13 RBI, 15 R in 27 G
- Played 23 games with Cangrejeros de Santurce in the Puerto Rican Winter League...hit .208 (16-for-77) with 4 RBI, 9 R

2018:

- Spent the season in the Boston Red Sox organization...made 75 appearances with Double-A Portland and 29 appearances with Triple-A Pawtucket...combined to hit .270 (103-for-381), 12 HR, 63 RBI, 56 R, 24 doubles, 6 steals
- Tied a career-high with 12 HR (2014)...had 63 RBI, also his most since 2014 (93)
- Had 3 stints with both Pawtucket and Portland...started the season with Pawtucket and was re-assigned on 5/12, 7/16 and 8/24
- Collected hits in each of his first 7 games with Portland...16-for-31 (.516) with 2 HR, 11 RBI, 6 R, 5 doubles
- Hit .319 (58-for-182) with an .860 OPS in 50 road games...hit .226 in 54 home games
- On the 7-day IL from 4/23-5/1 with a lower back strain

2017:

- Spent the season in the Boston Red Sox organization...made 80 appearances with Triple-A Pawtucket and hit .242 (59-for-244) with 3 HR, 24 RBI, 31 R, 10 doubles
- Had a .274/.365/.389 slash line vs. RHP...hit .159 in 81 PA vs. LHP
- Placed on the 7-day IL on 7/25 (retroactive to 7/22) with a strained left calf...activated on 8/18

2016:

- Spent the season in the Boston Red Sox organization...made 100 appearances with Triple-A Pawtucket and 11 appearances with Double-A Portland...combined to hit .268 (106-for-396) with 4 HR, 32 RBI, 49 R, 30 doubles, 39 BB, 5 steals
- Started the season with Portland and was assigned to Pawtucket on 4/18
- From 4/7-5/7, hit safely in 19 of 23 games and reached base in 21 of 23 games, including a 9-game hitting streak (4/21-5/7)...had a .329/.398/.524 slash line with 3 HR, 13 RBI, 10 R, 9 XBH, 10 BB
- Hit .308 (33-for-107) with an .872 OPS vs. LHP...hit .253 (73-for-289) vs. RHP

2015:

- Spent the season in the Boston Red Sox organization...made 85 appearances with Double-A Portland and hit .283 (89-for-314) with 4 HR, 48 RBI, 36 R, 25 doubles, 2 triples, 3 steals
- Named an Eastern League Mid-Season All-Star
- Hit .368 (35-for-95) with 22 RBI over his first 25 games from 4/11-5/7...2nd in the Eastern League in avg. (Trevor Story, .402), led in RBI and tied with Story for league lead in hits (35)...5th in OBP (.421) and SLG (.547), 4th in OPS (.968), T-2nd in doubles (9)
- Made 1 appearance after the All-Star break...placed on the IL on 7/17 and missed the remainder of the season
- Hit .347 (25-for-72) with a .970 OPS vs. LHP...hit .264 vs. RHP

2014:

- Spent the season in the Boston Red Sox organization...made 65 appearances with Adv. A Salem and 65 with

WITTE (CONTINUED)

2014 (cont):

- Single-A Greenville...combined for a .312/.379/.500 slash line with 12 HR, 93 RBI, 71 R, 44 doubles, 6 triples, 54 BB, 6 steals
- Set career highs in games, hitting, OBP, SLG, OPS, HR, RBI, runs, doubles, triples and walks
- Had an 11-game hitting streak from 4/30-5/11...hit .475 (19-for-40), 1 HR, 12 RBI, 10 R, 9 doubles
- Hit his first 2 career home runs on 4/25 vs. Lexington...3-for-5, 3 RBI, 3 R
- Named the *MiLB.com* South Atlantic League Player of the Month in May
- Was a SAL Mid-Season All-Star
- Earned SAL Player of the Week for 6/5-11...hit .524 (11-for-21), 1 HR, 7 RBI, 8 R, 5 doubles, 5 BB

2013:

- Started his pro career after being selected by Boston in the 24th round of the 2013 Draft out of Texas Christian University (TCU)
- Made 20 appearances with Short Season-A Lowell and 13 appearances with GCL Red Sox...combined to hit .168 (18-for-107) with 10 RBI, 8 R, 5 doubles, 1 steal
- Debuted with GCL Red Sox on 7/2 and collected his first pro hit...1-for-2, BB
- Assigned to Lowell on 7/10

Personal:

- Jantzen Connery Witte
- Graduated from Texas Christian University with a degree in communications, with plans to pursue a master's degree in liberal arts
- As a senior at TCU in 2013, was named Big 12 Co-Scholar Athlete of the Year, 2nd-Team All-Big 12, and 1st-Team Academic All-Big 12
- Graduated from Martin (TX) High School

WITTE'S CAREER PLAYING RECORD

Year	Team	LG	AVG	G	AB	R	H	2B	3B	HR	RBI	BB	SO	SB	CS	ORP	SLG	HP	SAC	SF
2013	GCL Red Sox	GCL	.244	13	41	2	10	2	1	0	7	6	9	1	0	.340	.341	0	0	0
	Lowell	NYP	.121	20	66	6	8	3	0	0	3	3	15	0	0	.205	.167	4	0	0
2014	Greenville	SAL	.330	65	233	50	77	24	2	8	54	36	56	4	3	.418	.554	5	0	8
	Salem	CAR	.296	65	257	21	76	20	4	4	39	18	41	2	1	.340	.451	2	0	5
2015	Portland	EL	.283	85	314	36	89	25	2	4	48	36	47	3	3	.363	.414	6	0	5
2016	Portland	EL	.359	11	39	6	14	1	0	2	7	8	4	0	0	.458	.538	0	0	1
	Pawtucket	IL	.258	100	357	43	92	29	1	2	25	31	58	5	4	.327	.361	6	0	1
2017	Pawtucket	IL	.242	80	244	31	59	10	1	3	24	35	52	3	2	.342	.328	2	2	0
2018	Portland	EL	.277	75	278	43	77	18	1	10	50	31	74	6	3	.356	.457	4	0	2
	Pawtucket	IL	.252	29	103	13	26	6	2	2	13	7	32	0	1	.313	.408	2	1	0
2019	Portland	EL	.150	6	20	2	3	0	0	1	2	1	9	0	0	.190	.300	0	0	0
	Pawtucket	IL	.277	112	393	45	109	22	0	8	49	34	82	8	4	.339	.394	5	0	4
Minor Lg Totals			.273	661	2345	298	640	160	14	44	321	246	479	32	21	.348	.409	36	3	26



JIMMY YACOBONIS

BORN: 3/21/1991 IN ELIZABETH, NJ

RHP

ACQUIRED: TRADE WITH SAN DIEGO IN EXCHANGE FOR CASH CONSIDERATIONS ON AUG. 19, 2020

DRAFTED: SELECTED BY BALTIMORE IN THE 13TH ROUND OF THE 2013 DRAFT (ST. JOSEPH'S)

HEIGHT:
6'3"

WEIGHT:
225

BATS:
RIGHT

THROWS:
RIGHT

AGE:
29

AS OF OPENING DAY 2021

YACOBONIS' CAREER SUMMARY

Single-Game Career High...	IP	H	R	ER	HR	K	BB
	5.0 (6x)	8	7 (2x)	7 (2x)	3	6	6
	8/18/18	7/20/19	7/20/19	7/20/19	4/27/19	5/22/18	4/9/15

2020:

- Made 2 appearances (1 start) with Seattle...participated in the Alternate Training Site at Cheney Stadium in Tacoma
- Started the season in the San Diego Padres organization...traded to Seattle for cash considerations on 8/19 and assigned to the ATS
- Had his contract selected by Seattle on 9/9...made his Mariners debut that day and pitched a scoreless inning at San Francisco
- Designated for assignment on 9/15 and sent outright to the ATS on 9/17
- Re-signed with Seattle as a minor league free agent on 12/29

2019:

- Spent the season in the Baltimore Orioles organization...made 29 appearances (4 starts) with Baltimore and 17 relief appearances with Triple-A Norfolk...combined for a 3-4 record, 2 saves, 5.95 ERA, 65.0 IP, 47 R (43 ER), 55 SO, 39 BB, 11 HR
- Made his first MLB Opening Day roster with Baltimore...earned the win in his season debut at New York-AL on 3/30...3.0 IP, 1 ER, 2 SO
- Had 4 straight scoreless appearances from 6/16-22...5.1 IP, 2 H, 0 R, 7 SO
- Optioned to Norfolk 4 times during the regular season...designated for assignment on 8/14 and sent outright to Norfolk on 8/16
- Earned 2 or more strikeouts in 19 appearances across both levels
- Following the season, signed a minor league contract with the San Diego Padres with an invitation to Spring Training on 12/19

2018:

- Spent the season in the Baltimore Orioles organization...made 12 appearances (7 starts) with Baltimore and 21 starts with Triple-A Norfolk...combined for a 3-7 record, 4.66 ERA, 116.0 IP, 61 R (60 ER), 95 SO, 50 BB, 14 HR
- Recalled by Baltimore on 4/7 and made his season debut that day at New York-AL...1.0 IP, 3 ER
- Optioned to Norfolk 6 times during the regular season...recalled by Baltimore on 9/3 and finished the season in the Majors
- Made his first MLB start on 6/28 vs. Seattle...4.0 IP, 2 ER, 5 SO
- From the start of the season through 7/3, posted a 2.91 ERA across 55.2 IP in 14 Triple-A starts with Norfolk
- Named an International League Mid-Season All-Star for the second straight season

2017:

- Spent the season in the Baltimore Orioles organization...made 14 relief appearances with Baltimore, including his MLB debut, and 41 relief appearances with Triple-A Norfolk...combined for a 6-0 record, 11 saves, 82.0 IP, 19 ER, 56 SO, 42 BB, 2 HR
- Set career-highs in games (55), wins (6), innings (82.0), while allowing a career-low 2 HR (min 55 IP)
- Selected by Baltimore for his MLB debut on 6/11 at New York-AL...1.0 IP, 4 ER, 1 SO
- Made 3 stints with Baltimore...optioned on 6/16 and 7/4...was a Sept. call-up on 9/1 and remained in the Majors for the rest of the season
- At the time of his first call-up on 6/11, had a 0.90 ERA and 7 saves (T-4th in the International League) with Norfolk
- Did not allow a run in his first 13 appearances from 4/7-5/11...46 of his 55 appearances across both levels were scoreless
- Among IL pitchers (min 60 IP), led the league with a 1.32 ERA...ranked 5th in saves (11) and T-2nd in WHIP (0.95)
- Named an International League Mid-Season All-Star
- Named a *MLB.com* Organizational All-Star

2016:

- Spent the season in the Baltimore Orioles organization...made 34 relief appearances with Double-A Bowie and 16 relief appearances with Adv. A Frederick...combined for a 2-4 record, 2.64 ERA, 11 saves, 64.2 IP, 22 R (19 ER), 67 SO, 20 BB, 4 HR
- Started the season with Frederick...assigned to Bowie on 5/26

YACABONIS (CONTINUED)

2016 (cont):

- Made 12 straight scoreless appearances including his final 8 games with Frederick and his first 4 games with Bowie
- Pitched for Peoria in the Arizona Fall League...12.2 IP, 13 SO
- Named the No. 22 prospect in the Orioles system by *Baseball America*

2015:

- Spent the season in the Baltimore Orioles organization...made 43 relief appearances with Adv. A Frederick
- Recorded a career-high 9 holds
- In May, posted a 2.03 ERA in 13.1 IP across 9 appearances

2014:

- Spent the season in the Baltimore Orioles organization...made 17 relief appearances with Adv. A Frederick and 21 relief appearances with Single-A Delmarva...combined for a 1-5 record, 5.03 ERA, 14 saves, 53.2 IP, 30 ER, 54 SO, 43 BB, 2 HR
- Started the season with Delmarva...assigned to Frederick on 6/19
- His 14 saves with Delmarva marked a career-high and ranked 3rd in the SAL
- Held opponents to 2 HR across both levels...0.34 HR/9
- Named a South Atlantic League Mid-Season All-Star with Delmarva

2013:

- Started his pro career after being selected by the Baltimore Orioles in the 13th round of the Draft out of Saint Joseph's University (PA)
- Made 18 relief appearances with Short Season-A Aberdeen...made his pro debut on 6/7 vs. Hudson Valley...2.0 IP, 1 H, 0 R, 1 SO
- Earned his first pro win on 7/17 at Vermont...2.0 IP, 4 SO, 0 H
- Posted a 0.98 WHIP and held opponents to a .149 BAA...did not allow an earned run in his first 6 appearances (8.1 IP)
- Named a New York Penn League Mid-Season All-Star

Personal:

- James Allin Yacabonis (pronunciation: yack-uh-BOH-niss)
- Graduated from Christian Brothers (NJ) Academy...played basketball and baseball while posting the highest GPA on the baseball team all four years of his career
- Attended Saint Joseph's University (PA) and majored in natural sciences

YACABONIS' CAREER PLAYING RECORD

YEAR	TEAM	LG	W	ERA	G	GS	CG	SHO	SV	IP	H	R	ER	HR	HB	BB	SO	WP	BK
2013	Aberdeen	NYP	3-1	1.52	18	0	0	0	4	29.2	15	5	5	0	1	14	28	1	1
2014	Delmarva	SAL	1-1	1.07	21	0	0	0	14	25.1	9	3	3	0	3	15	31	3	0
	Frederick	CAR	0-4	8.58	17	0	0	0	0	28.1	34	27	27	2	3	28	23	12	1
2015	Frederick	CAR	3-3	4.02	43	0	0	0	2	62.2	74	41	28	3	5	33	66	12	0
2016	Frederick	CAR	0-2	3.98	16	0	0	0	5	20.1	17	9	9	2	0	6	21	1	0
	Bowie	EL	2-2	2.03	34	0	0	0	6	44.1	34	13	10	2	4	14	46	5	0
2017	Norfolk	IL	4-0	1.32	41	0	0	0	11	61.1	30	9	9	0	2	28	48	5	0
	BALTIMORE	AL	2-0	4.35	14	0	0	0	0	20.2	18	10	10	2	0	14	8	1	0
2018	Norfolk	IL	3-5	4.26	21	21	0	0	0	76.0	61	36	36	6	6	32	62	8	1
	BALTIMORE	AL	0-2	5.40	12	7	0	0	0	40.0	40	25	24	8	5	18	33	4	0
2019	Norfolk	IL	2-2	4.50	17	0	0	0	2	24.0	26	15	12	2	0	15	22	1	0
	BALTIMORE	AL	1-2	6.80	29	4	0	0	0	41.0	51	32	31	9	2	24	33	4	0
2020	SEATTLE	AL	0-1	3.86	2	1	0	0	0	2.1	2	1	1	0	1	3	1	0	0
MLB Totals			3-5	5.71	57	12	0	0	0	104.0	111	68	66	19	8	59	75	9	0
Minor Lg Totals			18-20	3.36	228	21	0	0	44	372.0	300	158	139	17	24	185	347	48	3



2019 SEASON REVIEW

2019 PACIFIC COAST LEAGUE STANDINGS

AMERICAN CONFERENCE

NORTHERN	W	L	PCT	GB
Iowa	75	65	.536	-
Memphis	69	71	.493	6.0
Nashville	66	72	.478	8.0
Omaha	58	80	.424	15.5

SOUTHERN	W	L	PCT	GB
Round Rock	84	56	.600	-
San Antonio	80	60	.571	4.0
New Orleans	73	65	.529	10.0
Oklahoma City	62	77	.446	21.5

PACIFIC CONFERENCE

NORTHERN	W	L	PCT	GB
Sacramento	73	67	.521	-
Reno	66	74	.471	7.0
Fresno	65	75	.464	8.0
Tacoma	61	78	.439	11.5

SOUTHERN	W	L	PCT	GB
Las Vegas	83	75	.593	-
El Paso	80	60	.571	3.0
Salt Lake	60	79	.432	22.5
Albuquerque	60	80	.429	23.0

2019 PACIFIC COAST LEAGUE PLAYOFFS:

Semifinals: Round Rock defeats Iowa (3-2), Sacramento defeats Las Vegas (3-2)
 PCL Championship Series: Sacramento defeats Round Rock (3-0)
 Triple-A National Championship: Sacramento defeats Columbus (1 game: 4-0)

2019 DEPARTMENTAL LEADERS

TOP 10 BATTING LEADERS

BATTER	AVG	G	AB	R	H	HR	RBI
Freitas, D, SA	.381	91	328	55	125	12	81
Joseph, C, LV	.364	97	383	63	142	13	73
Daza, Y, ABQ	.364	89	387	67	141	11	48
Payton, M, LV	.334	118	395	80	132	30	97
Mundell, B, ABQ	.333	110	390	69	130	11	61
Walsh, J, SL	.325	98	382	90	124	36	86
Hernandez, Y, FRE	.323	126	439	87	142	33	90
Valaika, P, ABQ	.320	84	350	60	112	22	75
Neuse, S, L	.317	126	498	99	158	27	102
Mejias-Brean, S, ELP	.316	117	411	69	130	11	66

TOP 10 PITCHING LEADERS

PITCHER	W-L	ERA	IP	H	BB	SO
Noesi, H, NO	11-4	3.82	125.0	112	30	133
Rea, C, IOW	14-4	3.95	148.0	142	60	120
Woodford, J, MEM	9-8	4.15	151.2	124	75	131
Blackburn, P, LV	11-3	4.34	132.2	133	34	92
Jankins, T, SA	10-5	4.38	123.1	137	32	88
Dillard, T, NAS	9-9	4.75	153.1	169	37	103
Corcino, D, OKC	8-8	4.90	119.1	112	61	105
Derby, B, SA	7-8	4.99	115.1	117	49	104
Kalish, J, OMA	8-8	5.16	118.2	131	25	89
Griffin, F, OMA	8-6	5.23	130.2	134	64	111

RUNS SCORED

Hilliard, S, ABQ	109
Ward, T, SL	102
Brown, S, LV	101
Rojas, J, SL	101
Neuse, S, LV	99
Fowler, D, LV	98
Gettys, M, ELP	97
Garcia, J, MEM	96
Gerber, M, SAC	95
Mateo, J, LV	95

HITS

Neuse, S, LV	158
Fowler, D, LV	154
Mateo, J, LV	154
Dubon, M, SAC	152
Rojas, J, SL	151

TOTAL BASES

Rojas, J, SL	297
Brown, S, LV	286
Hilliard, S, ABQ	279
Neuse, S, LV	274
Mateo, J, LV	268

RBI

Rojas, J, SL	107
Cron, K, RNO	105
Ramos, R, ABQ	105
Brown, S, LV	104
Neuse, S, LV	102

HOME RUNS

Cron, K, RNO	38
Brown, S, LV	37
Walsh, J, SL	36
Hilliard, S, ABQ	35
Tucker, K, RR	34

WINS

Rea, C, IOW	14
Blackburn, P, LV	11
Enns, D, ELP	11
Noesi, H, NO	11

5 others tied (10)

INNINGS PITCHED

Dillard, T, NAS	153.1
Woodford, J, MEM	151.2
Keel, J, ELP	151.1
Swarmer, M, IOW	151.1
Rea, C, IOW	148.0

STRIKEOUTS

Swarmer, M, IOW	137
Noesi, H, NO	133
Woodford, J, MEM	131
Rea, C, IOW	120
Hartman, R, RR	117

SAVES

Carpenter, D, NAS	21
Alvarez, R, NO	15
Abad, F, SAC	13
Sherfy, J, RNO	12
Quackenbush, K, OKC	11

AVERAGE AGAINST

Woodford, J, MEM	.223
Noesi, H, NO	.240
Corcino, D, OKC	.249
Rea, C, IOW	.255
Griffin, F, OMA	.259

WHIP

Noesi, H, NO	1.14
Blackburn, P, LV	1.26
Woodford, J, MEM	1.31
Kalish, J, OMA	1.31
Dillard, T, NAS	1.34

FRONT OFFICE

CHENEY STADIUM

COACHES/STAFF

2021 RAINIERS

2019 SEASON REVIEW

OPPONENTS

HISTORY & RECORDS

MEDIA & MISC.

2019 PACIFIC COAST LEAGUE STATISTICS

2019 TEAM BATTING

Team	AVG	G	AB	R	H	TB	2B	3B	HR	RBI	BB	SO	SB
El Paso	.299	140	5011	968	1496	2656	320	33	258	926	504	1214	62
Las Vegas	.298	140	4994	959	1487	2651	314	50	250	926	554	1267	82
Fresno	.289	140	4929	823	1424	2399	289	31	208	783	489	1228	74
Albuquerque	.287	140	4904	854	1409	2450	311	47	212	811	492	1240	78
Round Rock	.283	140	4752	890	1344	2347	287	28	220	840	623	1074	143
Salt Lake	.282	139	4822	891	1358	2401	299	39	222	840	637	1214	55
Reno	.281	140	4906	918	1379	2498	305	44	242	881	562	1196	49
Sacramento	.280	140	4860	825	1360	2380	286	25	228	780	498	1281	53
Memphis	.278	140	4731	803	1314	2225	251	30	200	761	509	1166	86
Tacoma	.270	139	4767	730	1289	2112	279	32	160	691	530	1190	123
New Orleans	.270	138	4630	719	1249	2151	236	30	202	661	416	1199	140
San Antonio	.268	140	4724	775	1267	2161	273	18	195	740	552	1261	117
Omaha	.262	139	4693	697	1231	1980	195	43	156	639	479	1110	150
Oklahoma	.262	139	4636	786	1215	2149	267	29	203	746	573	1266	43
Nashville	.261	138	4698	708	1224	2017	216	20	179	658	494	1179	87
Iowa	.253	140	4565	708	1154	1994	259	25	177	669	519	1209	79

2019 TEAM PITCHING

Team	W	L	ERA	G	CG	SHO	SV	IP	H	R	ER	HR	HB	BB	SO
San Antonio	80	60	4.15	140	0	14	311	225.2	1139	643	565	159	63	476	1276
New Orleans	73	65	4.43	138	1	8	421	202.0	1142	659	591	196	81	446	1246
Iowa	75	65	4.67	140	2	6	371	203.1	1162	688	625	191	57	552	1247
Memphis	69	71	4.87	140	1	8	271	208.2	1170	707	654	167	70	607	1228
Sacramento	73	67	5.03	140	0	5	331	237.0	1298	773	692	189	56	465	1270
Las Vegas	83	57	5.20	140	1	6	361	229.0	1323	789	710	224	63	482	1163
Round Rock	84	56	5.24	140	3	12	341	227.0	1225	760	714	206	56	525	1265
Omaha	59	80	5.39	139	1	6	261	208.1	1322	803	723	216	74	574	1044
Nashville	66	72	5.46	138	1	2	391	207.2	1339	814	732	175	96	503	1158
El Paso	80	60	5.66	140	0	4	351	239.2	1453	855	780	235	55	471	1211
Oklahoma City	62	77	5.83	139	1	3	301	189.2	1329	856	771	200	59	573	1287
Fresno	65	75	6.06	140	0	5	311	224.2	1442	920	824	223	64	525	1134
Tacoma	61	78	6.07	139	2	9	311	204.2	1328	878	812	226	58	528	1243
Albuquerque	60	80	6.38	140	0	2	191	218.1	1545	938	864	252	52	524	1114
Reno	66	74	6.48	140	0	3	281	230.0	1480	968	885	235	64	587	1217
Salt Lake	60	79	6.77	139	1	2	321	196.1	1503	1003	900	218	51	593	1191

2019 TEAM FIELDING

Team	PCT	PO	A	E	DP	PB
Round Rock	.986	3681	1212	69	117	6
Iowa	.984	3610	1181	79	101	14
Memphis	.983	3626	1128	82	112	4
Tacoma	.981	3614	1178	91	107	9
Las Vegas	.981	3687	1364	98	134	12
El Paso	.981	3719	1367	100	128	18
Albuquerque	.980	3655	1395	101	146	11
Nashville	.979	3623	1273	103	119	3
Reno	.978	3690	1314	110	106	22
San Antonio	.978	3677	1285	112	127	17
Fresno	.977	3674	1270	114	136	12
Omaha Storm	.977	3625	1324	116	128	10
New Orleans	.976	3606	1194	117	122	9
Sacramento	.975	3711	1278	128	126	19
Oklahoma City	.974	3569	1173	127	120	15
Salt Lake	.974	3589	1219	129	121	12

2019 PACIFIC COAST LEAGUE AWARD WINNERS

Most Valuable Player.....	Ty France, El Paso
Pitcher of the Year.....	Colin Rea, Iowa
Rookie of the Year.....	Ty France, El Paso
Manager of the Year.....	Fran Riordan, Las Vegas

TACOMA TRIPLE PLAYS

Tacoma has turned nine triple plays since 1960, most recently in 1995 (2B Arquimede Pozo to 1B Greg Litton). The 1973 Twins turned two in one season, with 1B Craig Kusick and SS Bucky Guth participating in both of them.

FRONT OFFICE

CHENEY STADIUM

COACHES/STAFF

2021 RAINIERS

2019 SEASON REVIEW

OPPONENTS

HISTORY & RECORDS

MEDIA & MISC.

2019 RAINIERS BATTING

BATTERS	AVG	G	AB	R	H	2B	3B	HR	RBI	TB	BB	IBB	SO	SB	CS	OBP	SLG	SF	SAC	HP	DP
Andreoli, J	.290	73	255	49	74	18	3	10	32	128	60	1	78	9	1	.425	.502	0	4	3	1
Bishop, B	.276	43	185	29	51	15	0	8	31	90	23	0	44	2	2	.360	.486	0	1	2	1
Brugman, J	.283	78	293	43	83	22	1	23	65	176	35	0	86	0	0	.363	.601	0	1	2	11
Calixte, O	.278	25	97	13	27	2	0	2	10	35	7	0	24	3	2	.327	.361	0	0	0	2
Castro, D	.214	29	112	8	24	3	0	2	7	33	4	0	14	0	0	.261	.295	1	0	3	2
Cooke, B	.275	17	51	8	14	2	1	0	5	18	6	0	11	5	2	.367	.353	1	1	2	0
Court, R	.258	54	190	40	49	10	2	11	48	96	32	0	63	2	0	.364	.505	0	4	2	2
Crawford, J	.319	31	116	20	37	7	0	3	15	53	19	1	25	3	0	.420	.457	0	1	2	1
Curietta, J	.245	27	110	16	27	2	0	5	11	44	9	0	39	1	0	.303	.400	0	0	0	2
Davis, J	.250	1	4	1	1	0	0	0	0	1	0	0	0	0	0	.250	.250	0	0	0	0
Fillia, E	.331	35	121	24	40	13	0	2	13	59	25	1	15	0	0	.450	.488	0	2	3	8
Fraleigh, J	.276	38	152	28	42	12	3	8	33	84	11	1	34	6	2	.333	.553	0	2	3	1
Freitas, D	.278	6	18	4	5	2	0	0	5	7	5	0	6	0	0	.480	.389	0	0	2	1
Gordon, D	.214	3	14	0	3	0	0	0	0	3	0	0	2	0	1	.214	.214	0	0	0	0
Haniger, M	.250	1	4	0	1	0	1	0	2	3	1	0	3	0	0	.400	.750	0	0	0	0
Hoover, C	.250	2	8	3	2	0	0	2	2	8	0	0	1	0	0	.250	1.000	0	0	0	0
Kaleiwahea, B	.000	2	7	1	0	0	0	0	0	0	1	0	5	0	0	.125	.000	0	0	0	0
Knapp, A	.122	12	41	2	5	0	0	0	5	5	6	0	18	0	0	.234	.122	0	0	0	0
Knapp, C	.286	15	56	8	16	1	0	2	7	23	4	0	23	2	0	.333	.411	0	0	0	0
Liberatori, L	.500	1	2	3	2	0	0	0	0	2	0	0	0	0	0	.500	.500	0	0	0	0
Lobaton, J	.276	75	298	34	68	18	0	13	38	125	27	0	83	1	0	.305	.434	0	1	2	9
Long, S	.274	56	226	38	62	7	4	9	36	104	20	0	65	1	3	.335	.460	2	1	1	3
Lopes, T	.302	95	374	59	113	31	2	10	60	178	36	0	72	26	9	.362	.476	0	7	3	7
Mariscal, C	.209	74	258	38	54	10	0	10	29	94	26	0	70	0	1	.287	.364	3	2	3	8
Miller, I	.269	106	390	64	105	27	5	11	54	175	45	1	81	29	5	.351	.449	0	4	6	6
Moore, D	.172	7	29	3	5	0	0	0	7	5	3	0	3	2	1	.294	.172	1	0	2	2
Negrón, K	.310	82	306	62	95	15	4	12	61	154	41	0	91	11	3	.396	.503	0	4	5	6
Nola, A	.327	55	196	36	64	15	1	7	37	102	29	0	40	4	1	.415	.520	0	2	2	7
Odum, J	.306	17	62	5	19	5	0	2	10	30	7	0	19	0	0	.377	.484	0	0	0	2
Pacheco, J	.263	46	171	14	45	10	0	1	16	58	9	0	35	1	0	.316	.339	0	2	5	7
Perez, R	.250	19	64	9	16	3	1	3	8	30	4	0	24	0	0	.304	.469	0	0	1	1
Polo, T	.263	10	38	4	10	4	0	0	3	14	2	0	4	1	2	.300	.368	0	0	0	2
Santa, K	.138	9	29	2	4	1	0	0	1	5	2	0	6	0	0	.219	.172	0	0	1	1
Seager, K	.256	9	39	5	10	2	0	0	7	12	3	0	7	0	0	.310	.308	0	0	0	1
Shearler, D	.278	7	18	3	5	1	0	1	3	9	0	0	7	0	0	.278	.500	0	0	0	0
Slater, J	.154	4	13	0	2	0	0	0	1	2	0	0	6	2	0	.154	.154	0	0	0	0
Smith, M	.333	10	45	8	15	3	0	1	6	21	3	0	4	7	0	.375	.467	0	0	0	0
Tomlinson, K	.250	69	248	30	62	13	1	0	11	77	15	0	54	2	1	.293	.310	3	2	1	12
Williamson, M	.250	2	8	0	2	1	0	0	1	3	0	0	2	0	0	.250	.375	0	0	0	0
Young, Jr., E	.236	33	127	16	38	2	0	2	6	11	46	10	0	26	3	.296	.362	0	3	2	1
Team Total	.270	139	4767	730	1289	279	32	160	691	2112	530	5	1190	123	38	.346	.443	11	44	58	107

2019 RAINIERS PITCHING

PITCHERS	W-L	ERA	G	GS	CG	SHO	SV	SVO	IP	H	R	ER	HR	HB	BB	IBB	SO	BK	WP	AVG
Adams, A	0-0	0.00	4	0	0	0	0	0	0	4.1	1	0	0	0	0	0	7	0	0	.071
Alanz, R	2-1	6.39	10	0	0	0	0	2	4	12.2	18	10	9	3	0	1	23	2	0	.327
Altavilla, D	2-1	8.36	14	0	0	0	0	0	1	14.0	11	13	13	0	4	11	25	1	0	.212
Armstrong, S	0-0	0.00	2	1	0	0	0	0	0	2.0	2	0	0	0	0	0	3	0	0	.250
Bautista, G	0-0	8.75	21	0	0	0	1	1	23.2	29	23	23	7	1	18	0	31	4	0	.293
Bergman, C	2-3	9.57	8	6	0	0	0	0	0	26.1	40	31	28	10	0	8	19	1	0	.339
Boches, S	1-0	9.00	1	0	0	0	0	0	0	2.0	4	3	2	0	0	0	2	0	0	.400
Bradford, C	0-0	6.75	5	0	0	0	1	1	5.1	5	5	4	2	1	3	0	2	0	0	.227
Brennan, B	1-0	1.04	9	0	0	0	0	0	0	8.2	5	1	0	1	0	0	10	0	0	.185
Casas, M	1-0	4.36	15	0	0	0	1	4	16.1	19	11	9	3	0	7	17	2	0	0	.272
Cloyd, T	2-8	7.43	15	13	0	0	0	0	66.2	95	56	55	14	4	29	0	69	2	0	.337
Crismatt, N	0-5	9.06	13	8	0	0	0	0	0	46.2	67	51	47	15	1	21	0	68	0	.324
Danish, T	0-4	21.26	6	4	0	0	0	0	0	15.2	44	41	37	9	1	9	0	10	0	.506
Ellington, B	0-1	7.20	10	0	0	0	0	0	1	10.0	13	9	8	3	1	2	0	12	0	.302
Festa, M	1-1	2.64	23	0	0	0	5	6	30.2	23	11	9	3	1	14	0	33	1	0	.204
Florida, D	0-0	0.00	1	0	0	0	0	0	0	2.0	3	0	0	0	0	1	1	0	1	.333
Garton, R	4-2	3.99	39	1	0	0	1	4	65.1	57	33	29	9	0	30	0	77	3	0	.233
Gillies, D	1-2	8.55	24	0	0	0	1	2	33.2	47	32	32	9	2	14	0	43	3	0	.326
Grotz, Z	1-0	0.00	2	0	0	0	0	0	0	3.0	2	0	0	0	0	1	3	0	0	.182
Guilbeau, T	0-0	1.80	5	0	0	0	0	0	0	5.0	3	1	1	0	0	2	0	5	2	.176
Haberer, J	0-0	13.50	3	0	0	0	0	0	0	4.0	8	7	6	2	0	2	0	2	0	.381
Hernandez, C	0-0	0.00	1	0	0	0	0	0	0	0.2	1	0	0	0	0	0	1	0	0	.333
Hernandez, F	0-1	5.06	2	2	0	0	0	0	0	5.1	6	3	3	0	0	4	7	1	0	.300
Kerr, R	1-0	0.00	1	0	0	0	0	0	0	2.0	0	0	0	0	0	0	2	0	0	.000
Kober, C	0-0	4.50	1	0	0	0	0	0	0	2.0	3	1	1	1	0	3	0	1	0	.429
LeBlanc, W	0-0	2.08	1	1	0	0	0	0	0	4.1	3	1	1	0	0	2	0	2	0	.214
Leyer, R	1-1	4.58	13	0	0	0	0	0	0	19.2	20	11	10	3	0	11	0	27	2	.263
Markel, P	2-0	2.60	22	0	0	0	0	8	10	27.2	13	9	8	3	2	21	0	44	11	.138
McCaughan, D	0-6	8.06	9	9	1	0	0	0	0	41.1	55	40	37	11	4	11	0	36	0	.313
McClain, R	3-2	3.29	17	1	0	0	2	2	5	41.0	29	25	15	2	0	18	0	34	3	.203
McKay, D	3-1	5.15	30	0	0	0	1	4	43.2	31	26	25	4	10	31	2	71	4	0	.199
Milone, T	4-2	3.83	9	8	1	1	0	0	0	49.1	49	26	21	7	2	12	0	43	0	.250
Misiewicz, A	8-6	5.36	19	17	0	0	0	0	0	95.2	95	60	57	17	2	28	0	89	7	.256
Moore, A	0-5	8.00	13	8	0	0	0	0	0	54.0	71	52	48	14	2	17	0	36	1	.309
Murfue, W	0-0	10.38	5	0	0	0	0	0	0	8.2	13	10	10	3	1	7	0	12	0	.342
Negrón, K	0-0	18.00	20	0	0	0	0	1	2	11.0	32	22	25	4	0	0	0	17	4	.500
Newsome, L	0-0	6.35	1	1	0	0	0	0	0	5.2	5	4	4	1	0	1	0	10	0	.227
Niese, J	4-2	5.12	14	13	0	0	0	0												

2019 RAINIERS FIELDING

PITCHERS (52)

PLAYER	PCT	G	INN	TC	PO	A	E	DP
Alaniz, R	1.000	10	12.2	2	0	2	0	0
Altavilla, D	1.000	14	14.0	2	1	1	0	0
Bautista, G	1.000	21	23.2	2	2	0	0	0
Bergman, C	1.000	8	26.1	2	0	2	0	0
Bradford, C	1.000	5	5.1	2	0	2	0	0
Brennan, B	1.000	9	8.2	2	1	1	0	0
Carasiti, M	1.000	15	16.1	1	0	1	0	0
Cloyd, T	1.000	15	66.2	11	4	7	0	0
Crismatt, N	1.000	13	46.2	7	3	4	0	0
Danish, T	1.000	6	15.2	5	3	2	0	0
Ellington, B	1.000	10	10.0	1	1	0	0	0
Festa, M	1.000	23	30.2	6	3	3	0	0
Garton, R	1.000	39	65.1	15	5	10	0	0
Gillies, D	1.000	24	33.2	1	1	0	0	0
Grotz, Z	1.000	2	3.0	1	0	1	0	0
Guilbeau, T	1.000	5	5.0	4	1	3	0	1
Kerr, R	1.000	1	2.1	1	0	1	0	0
Markel, P	1.000	22	27.2	6	2	4	0	0
McCaughan	1.000	9	41.1	8	2	6	0	0
McClain, R	1.000	17	41.0	14	1	13	0	1
McKay, D	1.000	30	43.2	3	1	2	0	0
Milone, T	1.000	9	49.1	11	5	6	0	0
Moore, A	1.000	13	54.0	5	0	5	0	0
Murfue, W	1.000	5	8.2	1	0	1	0	0
Newsome, L	1.000	1	5.2	1	0	1	0	0
Niese, J	1.000	14	70.1	12	2	10	0	2
Northcraft, A	1.000	27	33.2	3	1	2	0	0
Rumelbow, N	1.000	19	25.1	7	4	3	0	0
Sheffield, J	1.000	13	55.0	6	0	6	0	0
Tuivailala, S	1.000	6	5.2	1	1	0	0	0
Wright, D	1.000	15	58.0	7	3	4	0	2
Misiewicz, A	.929	19	95.2	14	2	11	1	0
Nolin, S	.875	15	79.1	8	1	6	1	0
Scott, Tay	.750	20	35.0	4	1	2	1	1
Swanson, E	.600	10	24.1	5	2	1	2	0
Adams, A	.000	4	4.1	0	0	0	0	0
Armstrong, S	.000	2	2.0	0	0	0	0	0
Boches, S	.000	1	2.0	1	0	0	1	0
Florida, D	.000	1	2.0	0	0	0	0	0
Haberer, J	.000	3	4.0	0	0	0	0	0
Hernandez, C	.000	1	0.2	0	0	0	0	0
Hernandez, F	.000	2	5.1	0	0	0	0	0
Kober, C	.000	1	2.0	0	0	0	0	0
LeBlanc, W	.000	1	4.1	0	0	0	0	0
Leyer, R	.000	13	19.2	0	0	0	0	0
Negrón, K	.000	2	1.0	0	0	0	0	0
Pedrol, C	.000	1	1.1	0	0	0	0	0
Sheaffer, D	.000	2	1.0	0	0	0	0	0
Strickland, H	.000	3	3.0	0	0	0	0	0
Tenuta, M	.000	9	12.1	0	0	0	0	0
TOTALS	.967	139	1204.2	182	53	123	6	7

CATCHER (6)

PLAYER	PCT	G	INN	PO	A	E	TC	DP	PB
Freitas, D	1.000	3	26.0	30	1	0	31	0	2
Nola, A	1.000	28	233.2	230	16	0	246	4	4
Odom, J	1.000	15	130.1	144	3	0	147	0	1
Pacheco, J	1.000	27	232.0	238	5	0	243	0	2
Lobatón, J	.991	66	565.2	596	40	6	642	5	0
Kaleiwahea	.947	2	17.0	17	1	1	19	0	0
TOTALS	.995	139	1204.2	1255	66	7	1328	9	9

FIRST BASE (9)

PLAYER	PCT	G	INN	PO	A	E	TC	DP
Filia, E	1.000	14	111.0	91	3	0	94	10
Nola, A	1.000	24	200.0	170	10	0	180	17
Odom, J	1.000	1	9.0	8	1	0	9	0
Pacheco, J	1.000	19	170.1	142	9	0	151	12
Sheaffer, D	1.000	2	3.2	2	0	0	2	0
Court, R	.997	36	299.2	268	19	1	288	24
Negrón, K	.994	25	216.1	165	14	1	180	16
Curletta, J	.983	22	190.2	160	14	3	177	17
Perez, R	.800	1	4.0	4	0	1	5	0
TOTALS	.994	139	1204.2	1010	70	6	1086	96

SECOND BASE (12)

PLAYER	PCT	G	INN	PO	A	E	TC	DP
Davis, J	1.000	1	9.0	0	2	0	2	0
Gordon, D	1.000	2	18.0	6	4	0	10	2
Hoover, C	1.000	2	17.0	3	3	0	6	1
Moore, D	1.000	2	17.0	2	7	0	9	2
Santa, K	1.000	9	70.0	21	17	0	38	4
Tomlinson	1.000	2	17.0	5	2	0	7	0
Kopach, C	.985	15	120.2	23	44	1	68	9
Lopes, T	.978	63	545.1	94	130	5	229	27
Castro, D	.971	8	71.0	12	21	1	34	5
Long, S	.965	21	173.1	34	49	3	86	14
Mariscal, C	.933	15	128.1	20	36	4	60	6
Negrón, K	.923	2	18.0	7	5	1	13	5
TOTALS	.973	139	1204.2	227	320	15	562	112

THIRD BASE (10)

PLAYER	PCT	G	INN	PO	A	E	TC	DP
Calixte, O	1.000	8	59.2	4	12	0	16	2
Court, R	1.000	15	106.0	3	18	0	21	2
Moore, D	1.000	1	9.0	0	2	0	2	0
Nola, A	1.000	3	22.0	2	7	0	9	0
Castro, D	.971	17	145.1	6	27	1	34	4
Negrón, K	.947	16	125.1	10	26	2	38	3
Mariscal, C	.923	39	340.0	20	52	6	78	6
Seager, K	.917	5	38.0	2	9	1	12	1
Long, S	.900	21	183.2	9	36	5	50	4
Lopes, T	.842	21	175.2	10	38	9	57	3
TOTALS	.924	139	1204.2	66	227	24	317	112

SHORTSTOP (7)

PLAYER	PCT	G	INN	PO	A	E	TC	DP
Castro, D	1.000	4	35.0	5	12	0	17	2
Mariscal, C	1.000	14	115.0	16	37	0	53	8
Tomlinson, K	.980	67	585.1	75	173	5	253	32
Crawford, J	.964	31	270.2	28	78	4	110	15
Negrón, K	.938	18	149.2	23	37	4	64	7
Calixte, O	.917	3	23.0	6	5	1	12	3
Moore, D	.917	3	26.0	3	8	1	12	1
TOTALS	.971	139	1204.2	156	350	15	521	68

OUTFIELD (15)

PLAYER	PCT	G	INN	PO	A	E	TC	DP
Andreoli	0.995	80	686.0	191	4	1	196	1
Aplin	0.993	60	515.2	146	3	1	150	1
Beckham	0.944	6	52.1	15	2	1	18	0
Gamel	0.971	15	130.0	32	1	1	34	1
Heredia	1.000	10	72.0	18	1	0	19	0
Law	1.000	10	75.0	19	0	0	19	0
Marjama	--	1	0.0	0	0	0	0	0
Miller	0.981	111	928	246	6	5	257	3
Motter	1.000	10	87	16	0	0	16	0
Muno	--	1	1.0	0	0	0	0	0
Nieuwenhuis	0.990	55	465.0	95	3	1	99	1
Ochoa	1.000	5	43.2	15	0	0	15	0
Perkins	0.971	45	363.2	96	5	3	104	1
Rivera	0.900	3	26.0	9	0	1	10	0
Werth	0.949	24	187.2	33	4	2	39	1
TOTALS	0.984	139	3633.0	931	29	16	976	112

FRONT OFFICE

CHENEY STADIUM

COACHES/STAFF

2021 RAINIERS

2019 SEASON REVIEW

OPPONENTS

HISTORY & RECORDS

MEDIA & MISC.

MONTHLY BATTING AND PITCHING TOTALS

APRIL

BATTERS	AVG	G	AB	R	H	2B	3B	HR	RBI	BB	SO	SB	CS	OBP	SLG	SAC	SF	DP
Bishop, B	.267	21	90	8	24	7	0	3	13	12	21	0	2	.356	.444	0	1	1
Calixte, O	.313	13	48	8	15	1	0	1	7	4	9	3	0	.365	.396	0	0	1
Crawford, J	.290	24	93	16	27	5	0	2	5	12	21	2	0	.377	.409	0	0	1
Curletta, J	.227	24	97	13	22	1	0	5	9	9	33	1	0	.292	.392	0	0	2
Freitas, A	.278	6	18	4	5	2	0	0	5	5	6	0	0	.480	.389	0	0	1
Lobatón, J	.254	17	71	10	18	1	0	4	9	4	20	0	0	.293	.437	0	0	1
Long, S	.250	25	96	21	24	3	2	11	14	23	0	1		.345	.385	0	0	1
Lopes, T	.309	18	68	7	21	5	1	1	8	4	17	2	1	.351	.456	0	1	1
Miller, I	.222	21	72	7	16	8	1	1	11	8	20	2	1	.300	.403	0	0	2
Negrón, K	.273	19	66	10	18	3	0	3	17	9	20	2	1	.351	.455	0	2	3
Nola, A	.382	19	68	17	26	10	0	4	19	11	15	3	1	.468	.706	0	0	2
Polo, T	.263	10	38	4	10	4	0	0	3	2	4	1	2	.300	.368	0	0	2
Young Jr., E	.217	20	83	7	18	2	2	1	7	6	11	1	2	.280	.325	0	2	1
Rainiers	.269	26	908	132	244	52	6	27	124	100	220	17	11	.344	.428	0	6	19

PITCHERS	W-L	ERA	G	GS	CG	SHO	SV	IP	H	R	ER	HR	HB	BB	SO	WP	BK	OPP	AVG
Alaniz, R	0-1	4.15	3	0	0	0	1	4.1	3	3	2	0	0	4	10	1	0	.200	
Altavilla, D	0-0	11.57	5	0	0	0	0	4.2	3	6	6	0	3	5	11	1	0	.188	
Armstrong, S	0-0	0.00	2	1	0	0	0	2.0	2	0	0	0	0	0	3	0	0	.250	
Bergman, C	0-2	6.55	3	3	0	0	0	11.0	19	11	8	4	0	2	11	1	0	.373	
Cloyd, T	0-0	0.00	1	1	0	0	0	2.1	5	0	0	0	0	0	3	0	0	.417	
Crismatt, N	0-1	9.64	3	3	0	0	0	14.0	19	16	15	2	0	7	19	0	0	.311	
Danish, T	0-4	20.25	4	4	0	0	0	13.1	38	34	30	8	1	5	7	0	0	.514	
Festa, M	0-1	9.45	5	0	0	0	0	6.2	10	7	7	3	0	2	9	0	0	.333	
Florida, D	0-0	0.00	1	0	0	0	0	2.0	3	0	0	0	0	1	1	0	1	.333	
Garton, R	2-0	3.86	7	1	0	0	0	16.1	16	7	7	4	0	6	18	1	0	.262	
Leyer, R	0-1	3.68	10	0	0	0	0	14.2	13	7	6	2	0	7	20	1	0	.236	
Markel, P	1-0	1.93	4	0	0	0	1	4.2	2	1	1	1	0	2	9	3	0	.118	
McClain, R	0-1	6.75	1	1	0	0	0	4.0	4	3	3	1	0	2	3	0	0	.267	
McKay, D	2-0	6.75	9	0	0	0	0	14.2	16	11	11	2	2	8	24	1	0	.276	
Milone, T	2-2	4.55	6	5	1	1	0	31.2	34	19	16	5	1	6	26	0	0	.272	
Misiewicz, A	0-0	0.00	1	0	0	0	0	4.0	2	0	0	0	0	1	3	1	0	.167	
Murfee, W	0-0	10.38	5	0	0	0	0	8.2	13	10	10	3	1	7	12	0	0	.342	
Negrón, K	0-0	54.00	1	0	0	0	0	0.1	2	2	2	1	0	0	0	0	0	.667	
Niese, J	0-0	5.40	1	1	0	0	0	3.1	2	2	2	1	0	5	3	0	0	.200	
Northcraft, A	0-1	2.84	4	0	0	0	0	6.1	4	2	2	0	0	3	2	0	0	.182	
Rumbelow, N	2-0	10.00	8	0	0	0	0	9.0	16	10	10	3	1	6	6	2	0	.400	
Scott, Tay	1-1	11.57	8	0	0	0	0	14.0	18	18	18	2	0	12	16	2	0	.310	
Sheffield, J	0-1	3.93	4	3	0	0	0	18.1	13	10	8	4	0	14	11	1	0	.197	
Swanson, E	0-0	0.00	1	1	0	0	0	5.0	6	0	0	0	0	0	8	0	0	.300	
Tenuta, M	0-0	9.58	8	2	0	0	0	10.1	17	12	11	2	1	7	10	2	0	.378	
Rainiers	10-16	6.98	26	26	1	1	2	225.2	280	191	175	48	10	112	245	17	1	.304	

MAY

BATTERS	AVG	G	AB	R	H	2B	3B	HR	RBI	BB	SO	SB	CS	OBP	SLG	SAC	SF	DP
Bishop, B	.324	17	74	16	24	6	0	4	16	9	17	2	0	.405	.568	0	0	0
Calixte, O	.245	12	49	5	12	1	0	1	3	3	15	0	2	.288	.327	0	0	1
Cooke, B	.281	11	32	7	9	0	1	0	2	5	9	2	1	.385	.344	1	1	0
Court, R	.328	17	58	14	19	7	1	2	16	10	20	2	0	.429	.586	0	1	0
Crawford, J	.435	7	23	4	10	2	0	1	10	7	4	1	0	.563	.652	0	1	0
Curletta, J	.385	3	13	3	5	1	0	0	2	0	6	0	0	.385	.462	0	0	0
Davis, J	.250	1	4	1	1	0	0	0	0	0	0	0	0	.250	.250	0	0	0
Kopach, C	.276	8	29	5	8	0	0	1	2	4	11	2	0	.364	.379	0	0	0
Liberato, L	.500	1	4	3	2	0	0	0	0	0	0	0	0	.500	.500	0	0	0
Lobatón, J	.284	20	81	13	23	10	0	4	13	8	23	0	0	.348	.556	0	0	1
Long, S	.373	12	51	10	19	3	2	4	12	2	12	0	2	.396	.745	1	0	0
Lopes, T	.336	30	119	25	40	13	0	4	24	12	17	9	1	.385	.546	0	4	2
Mariscal, C	.225	10	40	7	9	2	0	1	4	3	9	0	0	.279	.350	0	0	2
Miller, I	.357	29	115	26	41	12	1	5	22	9	23	14	1	.394	.609	0	3	0
Moore, D	.172	7	29	3	5	0	0	0	7	3	3	2	1	.294	.172	1	0	2
Negrón, K	.318	28	107	25	34	7	3	3	21	15	24	3	1	.408	.523	0	1	2
Nola, A	.301	24	83	14	25	2	1	2	14	12	15	1	0	.394	.422	0	2	3
Perez, R	.370	8	27	6	10	2	1	1	6	2	8	0	0	.433	.630	0	0	1
Seager, K	.256	9	39	5	10	2	0	0	7	3	7	0	0	.310	.308	0	0	1
Sheaffer, D	.235	6	17	3	4	0	0	1	3	0	7	0	0	.235	.412	0	0	0
Slater, J	.154	4	13	0	2	0	0	0	1	0	6	2	0	.154	.154	0	0	0
Smith, M	.333	10	45	8	15	3	0	1	6	3	4	7	0	.375	.467	0	0	0
Young Jr., E	.308	7	26	6	8	2	1	1	4	2	8	0	0	.345	.577	0	1	0
Rainiers	.311	30	1078	209	335	75	11	36	195	112	248	47	9	.377	.501	3	14	15

FRONT OFFICE

CHENEY STADIUM

COACHES/STAFF

2021 RAINIERS

2019 SEASON REVIEW

OPPONENTS

HISTORY & RECORDS

MEDIA & MISC.

MONTHLY BATTING AND PITCHING TOTALS

MAY (Cont.)

PITCHERS	W-L	ERA	G	GS	CG	SHO	SV	IP	H	R	ER	HR	HB	BB	SO	WP	BK	OPP	AVG
Adams, A	0-0	0.00	2	0	0	0	0	2.1	1	0	0	0	0	0	4	0	0	.125	
Alaniz, R	2-0	7.56	7	0	0	0	1	8.1	15	7	7	3	0	3	13	1	0	.375	
Bautista, G	0-0	3.00	4	0	0	0	1	6.0	6	2	2	1	0	1	6	1	0	.250	
Bergman, C	2-1	11.74	5	3	0	0	0	15.1	21	20	20	6	0	6	8	0	0	.313	
Bradford, C	0-0	6.75	5	0	0	0	1	5.1	5	5	4	2	1	3	2	0	0	.227	
Cloyd, T	1-3	5.34	6	6	0	0	0	30.1	37	18	18	3	1	17	22	2	0	.306	
Danish, T	0-0	27.00	2	0	0	0	0	2.1	6	7	7	1	0	4	3	0	0	.462	
Festa, M	0-0	0.00	7	0	0	0	2	7.2	2	0	0	0	0	4	10	1	0	.080	
Garton, R	1-0	2.31	7	0	0	0	0	11.2	7	3	3	0	0	6	15	1	0	.171	
Hernandez, C	0-0	0.00	1	0	0	0	0	0.2	1	0	0	0	0	0	1	0	0	.333	
LeBlanc, W	0-0	2.08	1	1	0	0	0	4.1	3	1	1	0	0	2	2	0	0	.214	
Leyer, R	1-0	7.20	3	0	0	0	0	5.0	7	4	4	1	0	4	7	1	0	.333	
Markel, P	0-0	4.15	7	0	0	0	2	8.2	5	4	4	1	0	7	13	3	0	.161	
McClain, R	1-0	3.00	1	0	0	0	0	3.0	2	1	1	0	0	1	3	1	0	.222	
McKay, D	0-0	4.05	5	0	0	0	0	6.2	1	3	3	0	1	6	10	2	0	.050	
Milone, T	2-0	2.55	3	3	0	0	0	17.2	15	7	5	2	1	6	17	0	0	.211	
Misiewicz, A	2-1	5.65	3	3	0	0	0	14.1	13	9	9	3	0	4	8	0	0	.245	
Niese, J	3-1	4.60	6	5	0	0	0	29.1	34	20	15	8	1	6	17	2	0	.298	
Northcraft, A	0-0	1.69	5	0	0	0	0	5.1	4	1	1	1	1	1	9	0	0	.200	
Pedrol, C	0-0	40.50	1	0	0	0	0	1.1	6	6	6	4	0	2	0	0	0	.600	
Rumbelow, N	1-2	10.24	7	0	0	0	0	9.2	14	12	11	2	1	5	9	0	0	.341	
Scott, Tay	1-1	1.69	9	0	0	0	1	16.0	8	3	3	1	2	5	23	2	0	.154	
Sheaffer, D	0-0	0.00	1	0	0	0	0	0.2	1	0	0	0	0	0	0	0	0	.333	
Sheffield, J	2-2	4.25	6	6	0	0	0	29.2	31	17	14	4	1	16	29	2	0	.263	
Swanson, E	0-0	7.50	2	2	0	0	0	6.0	6	5	5	2	0	4	6	0	0	.250	
Tenuta, M	0-0	4.50	1	0	0	0	0	2.0	2	1	1	0	0	1	0	0	0	.333	
Tuivailala, S	0-0	4.50	4	0	0	0	0	4.0	2	2	2	1	0	1	2	0	0	.143	
Wright, D	0-0	4.50	3	1	0	0	0	6.0	5	3	3	0	0	2	4	0	0	.217	
Rainiers	19-11	5.16	30	30	0	0	8	259.2	260	161	149	46	10	117	243	19	0	.258	

JUNE

BATTERS	AVG	G	AB	R	H	2B	3B	HR	RBI	BB	SO	SB	CS	OBP	SLGSAC	SF	DP	
Andreoli, J	.265	24	83	14	22	6	0	4	11	23	25	1	0	.421	.482	0	1	
Brugman, J	.258	24	89	12	23	3	1	7	16	10	28	0	0	.330	.551	0	1	
Cooke, B	.263	6	19	1	5	2	0	0	3	1	2	3	1	.333	.368	0	0	
Court, R	.143	2	7	1	1	0	0	0	2	3	1	0	0	.400	.143	0	0	
Fraleigh, J	.317	9	41	11	13	3	3	1	12	3	8	3	1	.364	.610	0	0	
Gordon, D	.214	3	14	0	3	0	0	0	0	0	2	0	1	.214	.214	0	0	
Kaleiwahea, B	.000	2	7	1	0	0	0	0	0	1	5	0	0	.125	.000	0	0	
Lobatón, J	.186	19	70	6	13	5	0	2	9	8	20	1	0	.275	.343	0	1	
Long, S	.275	12	51	5	14	1	0	2	11	4	16	1	0	.333	.412	0	1	
Lopes, T	.210	25	100	12	21	5	0	0	5	12	25	10	4	.307	.260	0	3	
Mariscal, C	.250	20	68	10	17	5	0	2	9	9	21	0	0	.338	.412	1	2	
Miller, I	.261	23	88	12	23	4	2	1	7	10	18	5	1	.343	.386	0	3	
Negrón, K	.301	25	93	17	28	3	0	5	17	13	34	6	0	.400	.495	0	1	
Nola, A	.289	12	45	5	13	3	0	1	4	6	10	0	0	.373	.422	0	2	
Pacheco, J	.185	7	27	4	5	0	0	0	4	4	6	0	0	.281	.185	0	1	
Perez, R	.162	11	37	3	6	1	0	2	2	2	16	0	0	.205	.351	0	0	
Sheaffer, D	1.000	1	1	0	1	1	0	0	0	0	0	0	0	1.000	2.000	0	0	
Tomlinson, K	.243	20	74	9	18	3	1	0	2	3	11	1	0	.273	.311	1	0	
Rainiers	.247	27	914	123	226	45	7	27	114	112	248	31	8	.333	.400	2	8	.25

Player	W-L	ERA	G	GS	CG	SHO	SV	IP	H	R	ER	HR	HB	BB	SO	WP	BK	OPP	AVG
Altavilla, D	1-0	5.40	3	0	0	0	0	3.1	3	2	2	0	0	2	5	0	0	.231	
Bautista, G	0-0	22.50	3	0	0	0	0	2.0	3	5	5	1	1	3	3	0	0	.333	
Carasiti, M	0-0	3.18	4	0	0	0	2	5.2	7	4	2	1	0	1	4	0	0	.280	
Cloyd, T	0-5	10.25	6	5	0	0	0	26.1	41	31	30	9	2	11	38	0	0	.360	
Festa, M	1-0	0.00	1	0	0	0	0	2.0	0	0	0	0	0	0	3	0	0	.000	
Garton, R	0-1	8.56	8	0	0	0	0	13.2	19	13	13	4	0	7	20	1	0	.322	
Gillies, D	0-1	9.26	7	0	0	0	1	11.2	14	12	12	5	0	5	18	2	0	.280	
Haberer, J	0-0	13.50	3	0	0	0	0	4.0	8	7	6	2	0	2	2	0	0	.381	
Hernandez, F	0-1	7.71	1	1	0	0	0	2.1	2	2	2	0	2	1	2	0	0	.286	
Markel, P	1-0	0.82	8	0	0	0	4	11.0	2	2	1	0	2	8	19	4	0	.061	
McClain, R	2-0	2.33	8	0	0	0	1	19.1	13	8	5	2	1	9	12	0	0	.191	
McKay, D	1-0	0.63	9	0	0	0	1	14.1	7	2	1	0	4	13	22	1	0	.146	
Misiewicz, A	1-3	9.00	5	4	0	0	0	23.0	32	23	23	7	1	10	17	2	1	.327	
Moore, A	0-0	13.50	1	1	0	0	0	5.1	9	8	8	4	1	0	4	0	0	.375	
Negrón, K	0-0	0.00	1	0	0	0	0	0.2	1	0	0	0	0	0	0	0	0	.333	
Newsome, L	0-0	6.35	1	1	0	0	0	5.2	5	4	4	1	0	1	10	0	0	.227	
Niese, J	1-1	4.39	5	5	0	0	0	26.2	30	13	13	3	1	11	9	1	0	.288	
Nolin, S	2-0	3.20	4	3	0	0	0	19.2	17	7	7	1	1	7	16	1	0	.243	
Northcraft, A	0-0	0.00	1	0	0	0	0	2.0	0	0	0	0	0	0	1	0	0	.000	
Rumbelow, N	0-0	2.70	4	0	0	0	0	6.2	7	4	2	0	0	4	7	0	0	.250	
Scott, Tay	1-0	7.20	3	0	0	0	0	5.0	6	4	4	1	0	2	8	0	0	.300	
Sheaffer, D	0-0	189.00	1	0	0	0	0	0.1	7	8	7	2	0	0	0	0	0	.778	
Sheffield, J	0-3	25.71	3	3	0	0	0	7.0	15	20	20	4	0	11	8	1	0	.417	
Swanson, E	0-0	5.14	4	1	0	0	0	7.0	10	5	4	2	0	2	4	0	0	.333	
Wright, D	0-1	1.88	3	3	0	0	0	14.1	12	3	3	0	0	2	12	0	0	.231	
Rainiers	11-16	6.55	27	27	0	0	9	239.0	270	187	174	49	16	112	244	13	1	.283	

FRONT OFFICE

CHENEY STADIUM

COACHES/STAFF

2021 RAINIERS

2019 SEASON REVIEW

OPPONENTS

HISTORY & RECORDS

MEDIA & MISC.

MONTHLY BATTING AND PITCHING TOTALS

FRONT OFFICE
 CHENEY STADIUM
 COACHES/STAFF
 2021 RAINIERS
 2019 SEASON REVIEW
 OPPONENTS
 HISTORY & RECORDS
 MEDIA & MISC.

JULY

BATTERS	AVG	G	AB	R	H	2B	3B	HR	RBI	BB	SO	SB	CS	OBP	SLGSAC	SF	DP		
Andreoli, J	.267	22	75	16	20	2	2	2	2	8	19	20	5	1	.412	.427	0	2	0
Brugman, J	.299	24	87	16	26	9	0	7	15	16	30	0	0	.408	.644	0	0	3	
Castro, D	.222	2	9	2	2	1	0	0	0	0	1	0	0	.222	.333	1	0	0	
Court, R	.250	18	64	13	16	1	1	7	19	8	21	0	0	.324	.625	0	2	0	
Filia, E	.238	6	21	4	5	1	0	0	1	4	1	0	0	.360	.286	0	0	3	
Fraleigh, J	.228	20	79	8	18	6	0	4	12	7	20	2	1	.287	.456	0	1	0	
Gillies, D	.000	1	0	0	0	0	0	0	0	0	0	0	0	.000	.000	0	0	0	
Kopach, C	.296	7	27	3	8	1	0	1	5	0	12	0	0	.296	.444	0	0	0	
Lobatón, J	.234	14	47	3	11	2	0	2	6	5	14	0	0	.321	.404	0	0	3	
Long, S	.100	3	10	1	1	0	0	0	1	0	8	0	0	.100	.100	0	0	0	
Lopes, T	.366	18	71	14	26	7	1	5	23	7	9	3	3	.413	.704	0	2	1	
Mariscal, C	.185	20	65	9	12	2	0	3	9	8	18	0	1	.284	.354	1	0	1	
Miller, I	.209	25	86	13	18	2	0	3	11	10	16	5	1	.317	.337	0	0	0	
Negrón, K	.375	10	40	10	15	2	1	1	6	4	13	0	1	.432	.550	0	0	0	
Pacheco, J	.322	17	59	7	19	6	0	0	5	4	10	0	0	.385	.424	0	0	2	
Santa, K	.333	2	6	1	2	0	0	0	1	1	1	0	0	.429	.333	0	0	0	
Tomlinson, K	.280	23	75	9	21	7	0	0	4	7	17	0	1	.345	.373	2	1	4	
Williamson, M	.250	2	8	0	2	1	0	0	1	0	2	0	0	.250	.375	0	0	0	
Young Jr., E	.222	6	18	3	4	0	0	0	0	2	7	2	0	.300	.222	0	0	0	
Rainiers	.267	26	847	131	226	50	5	35	127	102	220	17	9	.349	.462	4	9	18	

Player	W-L	ERA	G	GS	CG	SHO	SV	IP	H	R	ER	HR	HB	BB	SO	WP	BK	AVG
Bautista, G	0-0	8.31	6	0	0	0	0	8.2	10	8	8	3	0	7	15	1	0	.278
Boches, S	1-0	9.00	1	0	0	0	0	2.0	4	3	2	0	0	0	2	0	0	.400
Brennan, B	0-0	5.59	6	0	0	0	0	5.2	4	1	1	1	0	4	6	0	0	.222
Carasiti, M	0-0	1.00	0	0	0	0	0	1.0	1	0	0	0	0	0	0	0	0	.250
Cloyd, T	1-0	8.22	2	1	0	0	0	7.2	12	7	7	2	1	6	0	0	0	.343
Crismatt, N	0-2	9.26	3	2	0	0	0	11.2	14	15	12	3	1	8	20	0	0	.292
Festa, M	0-0	0.00	2	0	0	0	0	3.1	1	2	0	0	1	3	0	0	0	.091
Garton, R	1-0	3.86	7	0	0	0	0	9.1	10	8	4	0	0	5	9	0	0	.270
Gillies, D	0-0	5.00	7	0	0	0	0	9.0	10	5	5	1	3	12	1	0	0	.286
Kerr, R	1-0	0.00	1	0	0	0	0	2.1	0	0	0	0	0	2	0	0	0	.000
Kober, C	0-0	4.50	1	0	0	0	0	2.0	3	1	1	1	0	3	0	1	0	.429
Markel, P	0-0	5.40	3	0	0	0	0	3.1	4	2	2	1	0	4	3	1	1	.308
McCaughan, D	0-3	7.90	3	3	1	0	0	13.2	22	15	12	2	4	12	0	0	0	.367
McClain, R	0-3	3.68	7	0	0	0	0	14.2	10	8	6	0	1	6	16	2	0	.196
McKay, D	0-0	6.43	5	0	0	0	0	7.0	3	5	5	1	2	4	13	0	0	.130
Misiewicz, A	2-2	7.01	5	5	0	0	0	25.2	27	21	20	4	1	6	26	0	0	.265
Moore, A	0-3	8.89	6	3	0	0	0	26.1	34	27	26	6	1	9	12	0	0	.309
Niese, J	0-0	8.18	2	2	0	0	0	11.0	16	10	10	1	0	2	9	0	0	.340
Nolin, S	1-1	6.92	5	5	0	0	0	26.0	29	20	20	6	1	9	28	1	0	.282
Northcraft, A	0-0	1.23	7	0	0	0	0	7.1	4	1	1	0	0	4	6	0	0	.167
Strickland, H	0-0	3.00	3	0	0	0	0	3.0	2	1	1	1	0	1	4	0	0	.182
Swanson, E	0-1	8.53	3	2	0	0	0	6.1	6	6	6	1	0	6	10	0	0	.240
Tuivaitala, S	1-0	5.40	2	0	0	0	0	1.2	3	1	1	0	0	0	3	1	0	.375
Wright, D	1-1	3.97	3	3	0	0	0	11.1	6	5	5	3	0	1	13	0	0	.150
Rainiers	10-16	6.34	26	26	1	0	6	220.0	235	172	155	37	11	89	230	8	1	.272

AUGUST

BATTERS	AVG	G	AB	R	H	2B	3B	HR	RBI	BB	SO	SB	CS	OBP	SLGSAC	SF	DP	
Andreoli, J	.348	25	89	19	31	10	1	4	13	16	30	3	0	.454	.618	0	1	0
Bishop, B	.143	5	21	5	3	2	0	1	2	2	6	0	0	.217	.381	0	0	0
Brugman, J	.287	28	108	14	31	10	0	8	32	9	26	0	0	.353	.602	0	0	6
Castro, D	.221	25	95	7	21	2	0	2	7	4	11	0	0	.275	.305	0	0	2
Court, R	.213	17	61	12	13	2	0	2	11	11	21	0	0	.338	.344	0	1	1
Filia, E	.326	27	92	19	30	11	0	2	12	19	13	0	0	.448	.511	0	2	4
Fraleigh, J	.344	9	32	9	11	3	0	3	9	1	6	1	0	.405	.719	0	1	1
Haniger, M	.250	1	4	0	1	0	1	0	2	1	3	0	0	.400	.750	0	0	0
Hoover, C	.250	2	8	3	2	0	0	2	2	0	1	0	0	.250	1.000	0	0	0
Knapp, A	.147	10	34	2	5	0	0	0	4	5	16	0	0	.256	.147	0	0	0
Lobatón, J	.158	5	19	2	3	0	0	1	1	2	6	0	0	.238	.316	0	0	0
Long, S	.222	2	9	1	2	0	0	1	1	0	3	0	0	.222	.556	0	0	1
Lopes, T	.313	4	16	1	5	1	0	0	0	1	4	2	0	.353	.375	0	0	0
Mariscal, C	.183	23	82	12	15	1	0	4	7	5	21	0	0	.239	.341	1	0	1
Miller, I	.241	8	29	6	7	1	1	1	3	8	4	3	1	.421	.448	0	0	0
Odom, J	.293	16	58	4	17	4	0	2	10	7	19	0	0	.369	.466	0	0	2
Pacheco, J	.247	20	77	3	19	4	0	1	7	1	18	1	0	.280	.338	0	1	4
Santa, K	.050	6	20	1	1	1	0	0	0	1	5	0	0	.095	.100	0	0	1
Tomlinson, K	.240	25	96	12	23	3	0	0	5	4	23	1	0	.297	.271	0	1	6
Rainiers	.253	28	950	132	240	55	3	34	128	97	236	11	1	.332	.424	1	7	29

MONTHLY BATTING AND PITCHING TOTALS

AUGUST (Cont.)

PITCHERS	W-L	ERA	G	GS	CG	SHO	SV	IP	H	R	ER	HR	HB	BB	SO	WP	BK	OPP	
																		AVG	AVG
Adams, A	0-0	0.00	2	0	0	0	0	2.0	0	0	0	0	0	0	3	0	0	.000	
Altavilla, D	1-1	7.50	6	0	0	0	0	6.0	5	5	5	0	1	4	9	0	0	.217	
Bautista, G	0-0	12.71	7	0	0	0	0	5.2	10	8	8	2	0	5	4	2	0	.385	
Brennan, B	1-0	0.00	3	0	0	0	0	3.0	1	0	0	0	0	0	4	0	0	.111	
Carasiti, M	0-0	6.52	10	0	0	0	2	9.2	11	7	7	2	0	6	13	2	0	.282	
Crismatt, N	0-2	9.47	6	3	0	0	0	19.0	33	20	20	10	0	6	23	0	0	.363	
Ellington, B	0-1	6.00	9	0	0	0	0	9.0	12	7	6	2	1	1	11	0	0	.308	
Festa, M	0-0	1.64	8	0	0	0	3	11.0	10	2	2	0	0	6	8	0	0	.244	
Garton, R	0-1	1.29	9	0	0	0	0	14.0	5	2	2	1	0	6	15	0	0	.109	
Gillies, D	1-1	8.25	9	0	0	0	0	12.0	18	11	11	3	2	5	13	0	1	.346	
Grotz, Z	1-0	0.00	2	0	0	0	0	3.0	2	0	0	0	0	1	3	0	0	.182	
Guilbeau, T	0-0	1.80	5	0	0	0	0	5.0	3	1	1	0	0	2	5	2	0	.176	
Hernandez, F	0-0	3.00	1	1	0	0	0	3.0	4	1	1	0	0	3	5	1	0	.308	
McCaughan, D	0-3	8.13	6	6	0	0	0	27.2	33	25	25	9	3	7	24	0	0	.284	
McKay, D	0-1	45.00	2	0	0	0	0	1.0	4	5	5	1	1	0	2	0	0	.571	
Misiewicz, A	3-0	1.57	5	5	0	0	0	28.2	21	7	5	3	0	7	35	4	0	.198	
Moore, A	0-1	5.94	5	3	0	0	0	16.2	23	14	11	3	0	7	16	1	0	.311	
Nolin, S	3-2	4.03	5	5	0	0	0	29.0	26	14	13	4	1	8	19	2	0	.241	
Northcraft, A	0-1	2.13	10	0	0	0	1	12.2	6	3	3	1	0	5	17	2	0	.150	
Wright, D	1-3	7.82	6	5	0	0	0	26.1	38	24	23	1	2	12	27	2	0	.339	
Rainiers	11-17	5.45	28	28	0	0	6	244.1	265	156	148	42	11	91	256	18	1	.272	

SEPTEMBER

BATTERS	AVG	G	AB	R	H	2B	3B	HR	RBI	BB	SO	SB	CS	OBP	SLGSAC	SF	DP	
Andreoli, J	.125	2	8	0	1	0	0	0	0	2	3	0	0	.300	.125	0	0	0
Brugman, J	.333	2	9	1	3	0	0	1	2	0	2	0	0	.333	.667	0	0	0
Castro, D	.125	2	8	0	1	0	0	0	0	0	2	0	0	.125	.125	0	0	0
Filia, E	.625	2	8	1	5	1	0	0	0	2	1	0	0	.700	.750	0	0	1
Knapp, A	.000	2	7	0	0	0	0	0	1	1	2	0	0	.125	.000	0	0	0
Long, S	.222	2	9	0	2	0	0	0	0	0	3	0	0	.222	.222	1	0	0
Mariscal, C	.333	1	3	0	1	0	0	0	0	1	1	0	0	.500	.333	0	0	0
Odum, J	.500	1	4	1	2	1	0	0	0	0	0	0	0	.500	.750	0	0	0
Pacheco, J	.250	2	8	0	2	0	0	0	0	0	1	0	0	.250	.250	0	0	0
Santa, K	.333	1	3	0	1	0	0	0	0	0	0	0	0	.500	.333	0	0	0
Tomlinson, K	.000	1	3	0	0	0	0	0	0	1	3	0	0	.250	.000	0	0	0
Rainiers	.257	2	70	3	18	2	0	1	3	7	18	0	0	.333	.329	1	0	1

PITCHERS	W-L	ERA	G	GS	CG	SHO	SV	IP	H	R	ER	HR	HB	BB	SO	WP	BK	OPP	
																		AVG	AVG
Bautista, G	0-0	0.00	1	0	0	0	0	1.1	0	0	0	0	0	2	3	0	0	.000	
Crismatt, N	0-0	0.00	1	0	0	0	0	2.0	1	0	0	0	0	0	6	0	0	.143	
Ellington, B	0-0	18.00	1	0	0	0	0	1.0	1	2	2	1	0	1	1	0	0	.250	
Garton, R	0-0	0.00	1	0	0	0	0	0.1	0	0	0	0	0	0	0	0	0	.000	
Gillies, D	0-0	36.00	1	0	0	0	0	1.0	5	4	4	0	0	1	0	0	0	.714	
Moore, A	0-1	4.76	1	1	0	0	0	5.2	5	3	3	1	0	1	4	0	0	.227	
Nolin, S	0-1	3.86	1	1	0	0	0	4.2	6	2	2	2	0	2	11	0	0	.300	
Rainiers	0-2	6.19	2	2	0	0	0	16.0	18	11	11	4	0	7	25	0	0	.277	

FRONT OFFICE

CHENEY STADIUM

COACHES/STAFF

2021 RAINIERS

2019 SEASON REVIEW

OPPONENTS

HISTORY & RECORDS

MEDIA & MISC.

BATTING TOTALS VS. RIGHT-HANDED AND LEFT-HANDED PITCHERS

VS. RIGHT-HANDED PITCHING

Table with columns: PLAYER, AVG, AB, R, H, 2B, 3B, HR, RBI, BB, SO, SB, CS, OBP, SLG. Lists 44 players and a TOTALS row with their statistics.

VS. LEFT-HANDED PITCHING

Table with columns: PLAYER, AVG, AB, R, H, 2B, 3B, HR, RBI, BB, SO, SB, CS, OBP, SLG. Lists 44 players and a TOTALS row with their statistics.

PITCHING TOTALS VS. RIGHT-HANDED HITTERS

VS. LEFT-HANDED PITCHING (Cont.)

Seager, K	.333	6	0	2	0	0	0	2	0	3	0	0	.333	.333
Sheaffer, D	.167	6	0	1	0	0	0	1	0	4	0	0	.167	.167
Slater, J	.000	1	0	0	0	0	0	0	0	0	0	0	.000	.000
Smith, M	.273	11	1	3	0	0	0	0	0	0	2	0	.273	.273
Tomlinson, K	.282	71	10	20	2	1	0	4	5	10	1	0	.325	.338
Williamson, M	.000	1	0	0	0	0	0	0	0	0	0	0	.000	.000
Young Jr., E	.429	35	6	15	2	1	0	3	2	3	1	0	.447	.543
TOTALS	.302	1290	220	390	87	9	46	209	126	295	31	4	.366	.491

VS. RIGHT-HANDED HITTING

PITCHERS	IP	H	R	ER	HR	HB	BB	SO	WP	OPP	AVG
Adams, A	2.0	1	0	0	0	0	0	3	0	.143	
Alaniz, R	5.2	9	5	4	2	0	5	10	2	.346	
Altavilla, D	7.2	6	6	6	0	3	8	16	1	.207	
Armstrong, S	1.1	0	0	0	0	0	0	2	0	.000	
Bautista, G	12.0	15	15	15	5	0	8	21	4	.283	
Bergman, C	13.0	17	19	16	6	0	2	12	0	.298	
Boches, S	0.2	2	1	1	0	0	0	1	0	.500	
Bradford, C	2.0	2	4	3	2	0	2	0	0	.222	
Brennan, B	6.1	2	0	0	0	1	2	9	0	.111	
Carasiti, M	11.0	12	10	8	3	0	5	13	1	.267	
Cloyd, T	35.2	41	38	38	10	4	10	41	2	.291	
Crismatt, N	26.0	28	19	17	2	1	7	36	0	.264	
Danish, T	8.0	26	25	23	5	1	5	4	0	.531	
Ellington, B	6.2	5	2	2	0	1	1	6	0	.200	
Festa, M	16.0	13	7	6	2	1	5	20	0	.220	
Florida, D	1.0	3	0	0	0	0	0	0	0	.500	
Garton, R	34.1	31	19	15	6	0	15	40	2	.246	
Gillies, D	17.2	18	12	12	3	2	10	22	1	.265	
Grotz, Z	1.2	0	0	0	0	0	0	0	0	.000	
Guilbeau, T	3.0	1	1	1	0	0	1	3	1	.100	
Haberer, J	3.0	5	5	4	1	0	1	1	0	.333	
Hernandez, C	0.1	1	0	0	0	0	0	0	0	.500	
Hernandez, F	3.2	2	1	1	0	2	0	4	0	.182	
Kerr, R	1.0	0	0	0	0	0	0	1	0	.000	
Kober, C	1.0	1	1	1	1	0	2	0	1	.333	
LeBlanc, W	2.1	1	0	0	0	0	2	1	0	.143	
Leyer, R	9.2	9	10	9	3	0	6	17	1	.237	
Markel, P	16.2	7	5	4	1	2	14	25	9	.127	
McCaughan, D	21.1	28	18	18	4	3	6	27	0	.315	
McClain, R	24.1	17	10	7	2	1	9	22	1	.200	
McKay, D	25.0	20	12	11	3	4	18	40	3	.220	
Milone, T	33.0	42	22	17	5	2	10	34	0	.294	
Misiewicz, A	68.1	68	44	43	14	2	23	64	5	.257	
Moore, A	24.1	42	30	29	11	2	8	10	0	.368	
Murfee, W	5.0	8	4	4	1	1	2	7	0	.364	
Negrón, K	1.0	2	2	2	1	0	0	0	0	.400	
Newsome, L	4.1	3	4	4	1	0	0	8	0	.188	
Niese, J	55.0	66	35	31	12	2	16	27	2	.308	
Nolin, S	60.0	62	35	34	11	3	11	46	2	.266	
Northcraft, A	18.0	8	2	2	0	1	7	23	0	.136	
Pedrol, C	0.1	6	5	5	4	0	1	0	0	.857	
Rumbelow, N	16.0	19	8	6	2	2	6	13	0	.297	
Scott, Tay	19.1	17	14	14	2	1	11	29	2	.230	
Sheaffer, D	0.2	5	8	7	2	0	0	0	0	.714	
Sheffield, J	41.0	44	30	27	7	0	30	36	3	.270	
Strickland, H	2.0	1	1	1	1	0	0	3	0	.143	
Swanson, E	12.2	14	10	9	5	0	5	16	0	.275	
Tenuta, M	6.2	16	9	9	2	0	6	6	1	.485	
Tuivailala, S	3.0	3	2	2	0	0	1	1	0	.250	
Wright, D	32.0	29	15	14	2	1	10	29	0	.240	
TOTALS	722.2	778	525	482	144	43	291	749	44	.272	

PITCHING TOTALS VS. LEFT-HANDED HITTERS

VS. LEFT-HANDED HITTING

Player	IP	H	R	ER	HR	HB	BB	SO	WP	OPP AVG
Adams, A	2.1	0	0	0	0	0	0	4	0	.000
Alaniz, R	7.0	9	5	5	1	0	2	13	0	.310
Altavilla, D	6.1	5	7	7	0	1	3	9	0	.217
Armstrong, S	0.2	2	0	0	0	0	0	1	0	.500
Bautista, G	11.2	14	8	8	2	1	10	10	0	.304
Bergman, C	13.1	23	12	12	4	0	6	7	1	.377
Boches, S	1.1	2	2	1	0	0	0	1	0	.333
Bradford, C	3.1	3	1	1	0	1	1	2	0	.231
Brennan, B	2.1	3	1	1	1	0	2	1	0	.333
Carasiti, M	5.1	7	1	1	0	0	2	4	1	.304
Cloyd, T	31.0	54	18	17	4	0	19	28	0	.383
Crismatt, N	20.2	39	32	30	13	0	14	32	0	.386
Danish, T	7.2	18	16	14	4	0	4	6	0	.474
Ellington, B	3.1	8	7	6	3	0	1	6	0	.444
Festa, M	14.2	10	4	3	1	0	9	13	1	.185
Florida, D	1.0	0	0	0	0	0	1	1	0	.000
Garton, R	31.0	26	14	14	3	0	15	37	1	.218
Gillies, D	16.0	29	20	20	6	0	4	21	2	.382
Grotz, Z	1.1	2	0	0	0	0	1	3	0	.333
Guilbeau, T	2.0	2	0	0	0	0	1	2	1	.286
Haberer, J	1.0	3	2	2	1	0	1	1	0	.500
Hernandez, C	0.1	0	0	0	0	0	0	1	0	.000
Hernandez, F	1.2	4	2	2	0	0	4	3	1	.444
Kerr, R	1.1	0	0	0	0	0	0	1	0	.000
Kober, C	1.0	2	0	0	0	0	1	0	0	.500
LeBlanc, W	2.0	2	1	1	0	0	0	1	0	.286
Leyer, R	10.0	11	1	1	0	0	5	10	1	.289
Markel, P	11.0	6	4	4	2	0	7	19	2	.154
McCaughan, D	20.0	27	22	19	7	1	5	9	0	.310
McClain, R	16.2	12	10	8	1	1	9	12	2	.207
McKay, D	18.2	11	14	14	1	6	13	31	1	.169
Milone, T	16.1	7	4	4	2	0	2	9	0	.132
Misiewicz, A	27.1	27	16	14	3	0	5	25	2	.255
Moore, A	29.2	29	22	19	3	0	9	26	1	.250
Murfee, W	3.2	5	6	6	2	0	5	5	0	.313
Negrón, K	0.0	1	0	0	0	0	0	0	0	1.000
Newsome, L	1.1	2	0	0	0	0	1	2	0	.333
Niese, J	15.1	16	10	9	1	0	8	11	1	.262
Nolin, S	19.1	16	8	8	2	0	15	28	2	.235
Northcraft, A	15.2	10	5	5	2	0	6	12	2	.189
Pedrol, C	1.0	0	1	1	0	0	1	0	0	.000
Rumbelow, N	9.1	18	18	17	3	0	9	9	2	.400
Scott, Tay	15.2	15	11	11	2	1	8	18	2	.268
Sheaffer, D	0.1	3	0	0	0	0	0	0	0	.600
Sheffield, J	14.0	15	17	15	5	1	11	12	1	.263
Strickland, H	1.0	1	0	0	0	0	1	1	0	.250
Swanson, E	11.2	14	6	6	0	0	7	12	0	.292
Tenuta, M	5.2	3	4	3	0	1	2	4	1	.167
Tuivailala, S	2.2	2	1	1	1	0	0	4	1	.200
Wright, D	26.0	32	20	20	2	1	7	27	2	.302
TOTALS	482.0	550	353	330	82	15	237	494	31	.284

FRONT OFFICE

CHENEY STADIUM

COACHES/STAFF

2021 RAINIERS

2019 SEASON REVIEW

OPPONENTS

HISTORY & RECORDS

MEDIA & MISC.

SITUATIONAL BATTING TOTALS

FRONT
OFFICE

CHENEY
STADIUM

COACHES/STAFF

2021
RAINIERS

2019 SEASON
REVIEW

OPPONENTS

HISTORY &
RECORDS

MEDIA &
MISC.

BASES LOADED

BATTERS	AVG	AB	H	2B	3B	HR	RBI	BB	SO	OBP	SLG
Andreoli, J	.333	6	2	2	0	0	6	0	3	.250	.667
Bishop, B	.444	9	4	0	0	1	10	0	3	.400	.778
Brugman, J	.400	10	4	2	0	0	9	0	4	.400	.600
Calixte, O	.000	0	0	0	0	0	0	0	0	.000	.000
Castro, D	1.000	2	2	0	0	0	5	0	0	1.000	1.000
Cooke, B	.333	3	1	0	0	0	3	0	0	.250	.333
Court, R	.000	5	0	0	0	0	1	0	4	.000	.000
Crawford, J	1.000	1	1	0	0	0	2	0	0	1.000	1.000
Curletta, J	.000	1	0	0	0	0	0	0	1	.000	.000
Filia, E	.000	1	0	0	0	0	2	0	0	.000	.000
Fraley, J	.250	8	2	1	0	0	4	0	1	.250	.375
Freitas, D	.333	3	1	0	0	0	3	0	1	.333	.333
Hoover, C	.000	0	0	0	0	0	0	0	0	.000	.000
Kaleiwahea, B	.000	0	0	0	0	0	0	0	0	.000	.000
Knapp, A	.000	2	0	0	0	0	2	1	1	.333	.000
Kopach, C	.000	0	0	0	0	0	0	0	0	.000	.000
Lobatón, J	.167	6	1	0	0	0	1	0	2	.167	.167
Long, S	.333	6	2	0	0	2	10	0	0	.333	1.333
Lopes, T	.250	12	3	0	0	1	9	1	2	.286	.500
Mariscal, C	.250	4	1	0	0	1	5	1	2	.400	1.000
Miller, I	.333	12	4	0	0	0	8	1	2	.357	.333
Moore, D	.500	2	1	0	0	0	2	0	0	.500	.500
Negrón, K	.222	9	2	1	0	0	7	2	4	.333	.333
Nola, A	.500	4	2	1	0	0	7	1	0	.500	.750
Odum, J	.500	4	2	0	0	0	2	0	1	.500	.500
Pacheco, J	.222	9	2	0	0	0	3	0	1	.222	.222
Perez, R	.000	0	0	0	0	0	0	0	0	.000	.000
Polo, T	1.000	1	1	0	0	0	1	0	0	1.000	1.000
Santa, K	.000	1	0	0	0	0	0	0	0	.000	.000
Seager, K	1.000	3	3	1	0	0	6	0	0	1.000	1.333
Sheaffer, D	.500	2	1	0	0	0	1	0	1	.500	.500
Smith, M	.000	1	0	0	0	0	0	0	0	.000	.000
Tomlinson, K	.125	8	1	0	0	0	2	0	1	.111	.125
Young Jr., E	.000	2	0	0	0	0	4	0	0	.000	.000
TOTALS	.314	137	43	8	0	5	115	7	34	.319	.482

RUNNERS IN SCORING POSITION

BATTERS	AVG	AB	H	2B	3B	HR	RBI	BB	SO	OBP	SLG
Andreoli, J	.264	53	14	5	0	0	18	17	17	.419	.358
Bishop, B	.255	55	14	3	0	2	22	10	19	.382	.418
Brugman, J	.253	91	23	6	0	7	42	12	25	.343	.549
Calixte, O	.360	25	9	0	0	1	9	2	5	.407	.480
Castro, D	.261	23	6	0	0	0	5	3	3	.370	.261
Cooke, B	.167	18	3	1	0	0	5	2	7	.273	.222
Court, R	.297	64	19	5	0	5	39	13	19	.402	.609
Crawford, J	.300	30	9	2	0	1	12	5	8	.389	.467
Curletta, J	.235	34	8	2	0	2	8	3	16	.297	.471
Davis, J	.000	1	0	0	0	0	0	0	0	.000	.000
Filia, E	.276	29	8	3	0	0	10	4	5	.343	.379
Fraley, J	.273	55	15	2	2	3	27	6	13	.333	.545
Freitas, D	.429	7	3	1	0	0	5	2	2	.556	.571
Gordon, D	.000	1	0	0	0	0	0	0	0	.000	.000
Haniger, M	.500	2	1	0	1	0	2	0	1	.500	1.500
Hoover, C	.000	2	0	0	0	0	0	0	0	.000	.000
Kaleiwahea, B	.000	0	0	0	0	0	0	1	0	1.000	.000
Knapp, A	.300	10	3	0	0	0	5	2	3	.417	.300
Kopach, C	.238	21	5	0	0	0	3	3	10	.333	.238
Liberato, L	.000	0	0	0	0	0	0	0	0	.000	.000
Lobatón, J	.163	92	15	3	0	3	22	7	31	.220	.293
Long, S	.247	77	19	1	1	3	27	5	23	.298	.403
Lopes, T	.281	114	32	7	0	5	51	11	28	.331	.474
Mariscal, C	.182	77	14	4	0	4	21	9	23	.261	.390
Miller, I	.264	121	32	6	2	2	41	11	29	.316	.397
Moore, D	.385	13	5	0	0	0	7	0	1	.385	.385
Negrón, K	.330	97	32	8	0	2	49	24	33	.465	.474
Nola, A	.365	63	23	6	1	2	31	5	9	.400	.587
Odum, J	.563	16	9	0	0	1	9	3	2	.632	.750
Pacheco, J	.259	54	14	4	0	0	15	3	13	.300	.333
Perez, R	.333	12	4	2	0	1	6	2	6	.429	.750
Polo, T	.250	12	3	0	0	0	3	2	3	.357	.250
Santa, K	.000	7	0	0	0	0	1	0	2	.125	.000
Seager, K	.400	10	4	1	0	0	7	2	1	.500	.500
Sheaffer, D	.333	6	2	0	0	0	2	0	2	.333	.333
Slater, J	.333	3	1	0	0	0	1	0	1	.333	.333
Smith, M	.438	16	7	1	0	1	6	1	3	.471	.688
Tomlinson, K	.186	59	11	1	1	0	9	6	16	.265	.237
Williamson, M	.000	2	0	0	0	0	1	0	0	.000	.000
Young Jr., E	.167	36	6	1	0	0	8	4	8	.267	.194
TOTALS	.265	1408	373	75	8	45	529	180	387	.346	.425

SITUATIONAL BATTING TOTALS

RUNNERS IN SCORING POSITION W/ 2 OUTS

BATTERS	AVG	AB	H	2B	3B	HR	RBI	BB	SO	OBP	SLG
Andreoli, J	.304	23	7	2	0	0	5	6	4	.448	.391
Bishop, B	.160	25	4	1	0	1	9	6	10	.323	.320
Brugman, J	.227	44	10	4	0	4	18	4	10	.306	.591
Calixte, O	.231	13	3	0	0	0	2	2	4	.333	.231
Castro, D	.300	10	3	0	0	0	5	1	2	.417	.300
Cooke, B	.222	9	2	1	0	0	3	2	4	.417	.333
Court, R	.313	32	10	4	0	2	18	6	13	.421	.625
Crawford, J	.308	13	4	1	0	1	7	3	2	.438	.615
Curletta, J	.105	19	2	0	0	1	4	1	12	.150	.263
Davis, J	.000	0	0	0	0	0	0	0	0	.000	.000
Filia, E	.333	12	4	1	0	0	3	2	0	.429	.417
Fraley, J	.000	21	0	0	0	0	0	4	7	.160	.000
Freitas, D	.667	3	2	0	0	0	3	0	0	.667	.667
Haniger, M	1.000	1	1	0	1	0	2	0	0	1.000	3.000
Hoover, C	.000	1	0	0	0	0	0	0	0	.000	.000
Kaleiwahea, B	.000	0	0	0	0	0	0	0	0	.000	.000
Knapp, A	.500	4	2	0	0	0	2	0	2	.500	.500
Kopach, C	.167	12	2	0	0	0	1	1	7	.231	.167
Lobatón, J	.063	48	3	0	0	1	6	5	15	.151	.125
Long, S	.282	39	11	1	1	3	19	2	11	.333	.590
Lopes, T	.316	38	12	1	0	2	19	2	7	.350	.500
Mariscal, C	.179	39	7	3	0	1	10	1	12	.200	.333
Miller, I	.224	58	13	2	0	2	18	4	14	.274	.362
Moore, D	.333	3	1	0	0	0	2	0	0	.333	.333
Negrón, K	.381	42	16	3	0	1	21	12	12	.544	.524
Nola, A	.280	25	7	1	1	2	12	3	5	.357	.640
Odum, J	.600	5	3	0	0	1	5	2	1	.714	1.200
Pacheco, J	.280	25	7	2	0	0	6	3	6	.357	.360
Perez, R	.167	6	1	0	0	0	1	2	4	.375	.167
Polo, T	.000	3	0	0	0	0	0	0	2	.000	.000
Santa, K	.000	3	0	0	0	0	0	0	1	.000	.000
Seager, K	.000	3	0	0	0	0	0	1	0	.250	.000
Sheaffer, D	.000	2	0	0	0	0	0	0	0	.000	.000
Slater, J	.333	3	1	0	0	0	1	0	1	.333	.333
Smith, M	.667	6	4	1	0	1	5	1	1	.714	1.333
Tomlinson, K	.111	27	3	1	0	0	3	4	7	.250	.148
Williamson, M	.000	1	0	0	0	0	0	0	0	.000	.000
Young Jr., E	.118	17	2	0	0	0	2	2	2	.211	.118
TOTALS	.231	635	147	29	3	23	212	82	178	.327	.395

FRONT
OFFICE

CHENEY
STADIUM

COACHES/STAFF

2021
RAINERS

2019 SEASON
REVIEW

OPPONENTS

HISTORY &
RECORDS

MEDIA &
MISC.

SITUATIONAL PITCHING TOTALS

VS. HITTER LEADING OFF AN INNING

PITCHERS	OPP AVG	AB	H	R	ER	HR	HB	BB	SO
Adams, A	.000	4	0	0	0	0	0	0	3
Alaniz, R	.400	10	4	1	1	1	0	2	3
Altavilla, D	.300	10	3	0	0	0	2	2	4
Armstrong, S	.000	2	0	0	0	0	0	0	0
Bautista, G	.200	20	4	1	1	1	1	3	5
Bergman, C	.222	27	6	2	2	2	0	1	4
Boches, S	.000	2	0	0	0	0	0	0	0
Bradford, C	.400	5	2	1	1	1	0	0	1
Brennan, B	.125	8	1	0	0	0	0	1	4
Carasiti, M	.286	14	4	1	1	1	0	2	1
Cloyd, T	.394	66	26	4	4	4	1	5	14
Crismatt, N	.167	42	7	3	3	3	1	5	13
Danish, T	.333	15	5	0	0	0	1	2	4
Ellington, B	.300	10	3	1	1	1	0	2	5
Festa, M	.280	25	7	1	1	1	0	3	6
Florida, D	.000	2	0	0	0	0	0	0	0
Garton, R	.250	52	13	0	0	0	0	9	13
Gillies, D	.192	26	5	1	1	1	2	2	11
Grotz, Z	.000	2	0	0	0	0	0	0	1
Guilbeau, T	.400	5	2	0	0	0	0	0	2
Haberer, J	.333	3	1	0	0	0	0	1	0
Hernandez, F	.600	5	3	0	0	0	1	1	1
Kerr, R	.000	2	0	0	0	0	0	0	1
Kober, C	.000	1	0	0	0	0	0	1	0
LeBlanc, W	.000	3	0	0	0	0	0	2	1
Leyer, R	.235	17	4	2	1	1	0	3	4
Markel, P	.118	17	2	2	1	1	1	5	10
McCaughan, D	.237	38	9	1	1	1	2	3	9
McClain, R	.235	34	8	1	0	0	1	4	7
McKay, D	.235	34	8	1	1	1	4	5	15
Milone, T	.204	49	10	2	2	2	0	7	9
Misiewicz, A	.272	92	25	5	5	5	0	7	21
Moore, A	.288	52	15	1	1	1	0	3	5
Murfee, W	.500	8	4	1	1	1	0	0	2
Newsome, L	.167	6	1	0	0	0	0	0	4
Niese, J	.310	71	22	5	5	5	0	1	10
Nolin, S	.303	76	23	5	5	5	0	7	22
Northcraft, A	.037	27	1	0	0	0	0	0	11
Pedrol, C	.500	2	1	1	1	1	0	0	0
Rumbelow, N	.190	21	4	1	1	1	0	4	5
Scott, Tay	.250	24	6	0	0	0	1	6	12
Sheaffer, D	1.000	1	1	0	0	0	0	0	0
Sheffield, J	.283	53	15	2	2	2	0	5	9
Strickland, H	.333	3	1	1	1	1	0	0	1
Swanson, E	.217	23	5	3	3	3	0	2	6
Tenuta, M	.545	11	6	1	1	1	0	3	1
Tuivailala, S	.500	6	3	1	1	1	0	0	1
Wright, D	.345	55	19	1	1	1	0	5	14
TOTALS	.267	1081	289	53	50	50	18	108	275

FRONT
OFFICE

CHENEY
STADIUM

COACHES/STAFF

2021
RAINIERS

2019 SEASON
REVIEW

OPPONENTS

HISTORY &
RECORDS

MEDIA &
MISC.

SITUATIONAL PITCHING TOTALS

RUNNERS ON BASE

PITCHERS	OPP AVG	AB	H	R	ER	HR	HB	BB	SO
Adams, A	.000	2	0	0	0	0	0	0	1
Alaniz, R	.345	29	10	9	8	2	0	6	12
Altavilla, D	.207	29	6	13	13	0	2	5	15
Armstrong, S	.000	3	0	0	0	0	0	0	2
Bautista, G	.313	48	15	21	21	5	0	11	17
Bergman, C	.467	45	21	25	22	4	0	3	7
Boches, S	.600	5	3	3	2	0	0	0	1
Bradford, C	.182	11	2	4	3	1	0	1	0
Brennan, B	.000	9	0	0	0	0	0	1	3
Carasiti, M	.257	35	9	9	7	1	0	2	8
Cloyd, T	.341	138	47	49	48	7	2	15	40
Crismatt, N	.374	91	34	43	39	7	0	11	25
Danish, T	.608	51	31	40	36	8	0	5	6
Ellington, B	.429	21	9	8	7	2	0	0	4
Festa, M	.228	57	13	10	8	2	1	5	16
Florida, D	.250	4	1	0	0	0	0	1	1
Garton, R	.224	116	26	30	26	6	0	10	39
Gillies, D	.408	76	31	28	28	5	0	6	22
Grotz, Z	.000	6	0	0	0	0	0	1	2
Guilbeau, T	.000	9	0	1	1	0	0	0	3
Haberer, J	.364	11	4	6	5	1	0	1	1
Hernandez, C	.333	3	1	0	0	0	0	0	1
Hernandez, F	.077	13	1	3	3	0	1	3	6
Kerr, R	.000	0	0	0	0	0	0	0	0
Kober, C	.000	3	0	0	0	0	0	2	0
LeBlanc, W	.400	5	2	1	1	0	0	0	1
Leyer, R	.268	41	11	10	9	2	0	4	15
Markel, P	.109	55	6	7	6	1	0	12	27
McCaughan, D	.351	77	27	35	32	6	1	5	17
McClain, R	.227	66	15	20	15	3	0	8	12
McKay, D	.188	80	15	23	22	1	3	19	38
Milone, T	.260	73	19	22	17	3	0	9	17
Misiewicz, A	.291	141	41	52	49	9	1	12	25
Moore, A	.365	104	38	49	45	11	1	8	14
Murfee, W	.350	20	7	9	9	2	1	4	7
Negrón, K	.600	5	3	2	2	1	0	0	0
Newsome, L	.333	6	2	4	4	1	0	1	1
Niese, J	.295	112	33	35	30	3	1	13	13
Nolin, S	.228	123	28	34	33	4	2	11	28
Northcraft, A	.267	45	12	6	6	1	0	4	9
Pedrol, C	.500	2	1	3	3	1	0	1	0
Rumbelow, N	.375	56	21	25	22	4	1	9	7
Scott, Tay	.262	65	17	23	23	2	1	11	18
Sheaffer, D	.750	8	6	8	7	2	0	0	0
Sheffield, J	.250	104	26	40	35	5	1	23	27
Strickland, H	.000	3	0	0	0	0	0	0	1
Swanson, E	.306	36	11	12	11	1	0	5	10
Tenuta, M	.321	28	9	11	10	0	0	3	7
Tuivailala, S	.250	8	2	2	2	0	0	0	3
Wright, D	.310	100	31	33	32	2	2	9	23
TOTALS	.297	2178	647	768	702	116	21	260	552

FRONT
OFFICE

CHENEY
STADIUM

COACHES/STAFF

2021
RAINERS

2019 SEASON
REVIEW

OPPONENTS

HISTORY &
RECORDS

MEDIA &
MISC.

SITUATIONAL PITCHING TOTALS

PITCHERS	OPP AVG	BASES LOADED								
		AB	H	R	ER	HR	HB	BB	SO	
Alaniz, R	.000	1	0	1	1	0	0	0	0	
Altavilla, D	.000	4	0	8	8	0	0	0	3	
Bautista, G	.444	9	4	9	9	1	0	1	3	
Bergman, C	.000	3	0	1	1	0	0	0	1	
Brennan, B	.000	0	0	0	0	0	0	0	0	
Carasiti, M	.000	1	0	1	1	0	0	0	0	
Cloyd, T	.111	9	1	8	8	0	0	2	3	
Crismatt, N	.750	4	3	7	7	0	0	0	0	
Danish, T	.667	3	2	5	5	0	0	2	1	
Ellington, B	1.000	1	1	0	0	0	0	0	0	
Festa, M	.500	4	2	2	1	0	0	0	0	
Garton, R	.429	7	3	7	7	1	0	1	2	
Gillies, D	.000	2	0	0	0	0	0	0	0	
Grotz, Z	.000	0	0	0	0	0	0	0	0	
Haberer, J	.000	0	0	1	1	0	0	0	0	
Hernandez, F	.000	0	0	1	1	0	0	0	0	
Leyer, R	1.000	1	1	4	4	1	0	0	0	
Markel, P	.000	5	0	4	0	0	0	1	2	
McCaughan, D	.500	4	2	4	4	0	0	0	2	
McClain, R	.500	2	1	2	2	0	0	2	0	
McKay, D	.273	11	3	10	9	0	1	0	4	
Milone, T	.000	4	0	2	1	0	0	0	1	
Misiewicz, A	.000	3	0	1	0	1	0	0	0	
Moore, A	.400	5	2	9	8	1	0	0	1	
Murfee, W	.667	3	2	6	6	1	0	0	0	
Negrón, K	1.000	1	1	0	0	0	0	0	0	
Niese, J	1.000	1	1	4	4	0	0	0	0	
Nolin, S	.333	6	2	11	11	1	0	1	2	
Northcraft, A	.222	9	2	2	2	1	0	1	1	
Rumbelow, N	.500	2	1	5	5	1	0	1	0	
Scott, Tay	.000	6	3	8	8	0	0	0	0	
Sheffield, J	.600	10	6	24	22	2	0	7	2	
Swanson, E	1.000	1	1	5	5	0	0	0	0	
Tenuta, M	.500	2	1	2	2	0	0	0	0	
Tuivailala, S	.000	0	0	0	0	0	0	0	0	
Wright, D	.364	11	4	7	7	0	0	0	4	
TOTALS	.363	135	49	157	151	10	1	19	32	

PITCHERS	OPP AVG	RUNNERS IN SCORING POSITION								
		AB	H	R	ER	HR	HB	BB	SO	
Adams, A	.000	2	0	0	0	0	0	0	1	
Alaniz, R	.318	22	7	9	8	2	0	5	9	
Altavilla, D	.188	16	3	13	13	0	2	3	9	
Armstrong, S	.000	1	0	0	0	0	0	0	1	
Bautista, G	.444	27	12	19	19	4	0	6	8	
Bergman, C	.448	29	13	21	19	4	0	3	3	
Boches, S	.667	3	2	3	2	0	0	0	1	
Bradford, C	.286	7	2	4	3	1	0	1	0	
Brennan, B	.000	3	0	6	4	0	0	0	2	
Carasiti, M	.176	17	3	6	4	0	0	1	4	
Cloyd, T	.298	84	25	40	39	4	1	12	28	
Crismatt, N	.360	50	18	33	30	4	0	6	13	
Danish, T	.571	28	16	34	30	6	0	5	4	
Ellington, B	.500	12	6	4	3	0	0	0	1	
Festa, M	.226	31	7	8	6	1	0	5	7	
Florida, D	.000	3	0	0	0	0	0	1	1	
Garton, R	.327	55	18	22	18	2	0	5	18	
Gillies, D	.409	44	18	27	27	4	0	4	12	
Grotz, Z	.000	4	0	0	0	0	0	1	1	
Guilbeau, T	.000	7	0	1	1	0	0	0	2	
Haberer, J	.333	6	2	4	3	0	0	1	1	
Hernandez, C	.000	2	0	0	0	0	0	0	1	
Hernandez, F	.100	10	1	3	3	0	0	1	5	
Kerr, R	.000	0	0	0	0	0	0	0	0	
Kober, C	.000	2	0	0	0	0	0	1	0	
LeBlanc, W	.500	2	1	0	0	0	0	0	1	
Leyer, R	.250	24	6	8	7	1	0	3	11	
Markel, P	.075	40	3	5	4	0	0	9	22	
McCaughan, D	.370	46	17	32	29	6	0	2	11	
McClain, R	.250	36	9	18	13	3	0	8	8	
McKay, D	.149	47	7	18	17	0	2	12	25	
Milone, T	.243	37	9	17	12	2	0	5	13	
Misiewicz, A	.266	79	21	41	38	6	1	5	17	
Moore, A	.444	54	24	43	39	9	0	4	6	
Murfee, W	.267	15	4	7	7	1	0	1	5	
Negrón, K	1.000	3	3	2	2	1	0	0	0	
Newsome, L	.667	3	2	4	4	1	0	0	0	
Niese, J	.254	59	15	27	23	0	0	8	8	
Nolin, S	.219	64	14	30	29	2	1	7	16	
Northcraft, A	.250	24	6	6	6	1	0	4	4	
Pedrol, C	.000	1	0	1	1	0	0	1	0	
Rumbelow, N	.344	32	11	20	22	3	0	6	3	
Scott, Tay	.244	45	11	22	22	2	0	10	13	
Sheaffer, D	.714	7	5	8	7	2	0	7	0	
Sheffield, J	.339	56	19	37	33	4	0	18	18	
Strickland, H	.000	0	0	0	0	0	0	0	0	
Swanson, E	.368	19	7	12	11	1	0	3	8	
Tenuta, M	.400	15	6	10	9	0	0	2	4	
Tuivailala, S	.400	5	2	2	2	0	0	0	2	
Wright, D	.271	70	19	26	25	0	1	7	21	
TOTALS	.300	1248	374	647	585	77	8	176	348	

FRONT OFFICE

CHENEY STADIUM

COACHES/STAFF

2021 RAINIERS

2019 SEASON REVIEW

OPPONENTS

HISTORY & RECORDS

MEDIA & MISC.

SITUATIONAL PITCHING TOTALS

RUNNERS IN SCORING POSITION W/ 2 OUTS

PITCHERS	OPP	AB	H	R	ER	HR	HB	BB	SO
	AVG								
Adams, A	.000	2	0	0	0	0	0	0	1
Alaniz, R	.125	8	1	1	1	0	0	2	5
Altavilla, D	.000	6	0	4	4	0	1	2	3
Armstrong, S	.000	1	0	0	0	0	0	0	1
Bautista, G	.438	16	7	8	8	2	0	2	4
Bergman, C	.364	11	4	8	6	1	0	1	2
Boches, S	.000	0	0	1	0	0	0	0	0
Bradford, C	.000	2	0	0	0	0	0	1	0
Brennan, B	.000	2	0	0	0	0	0	0	1
Carasiti, M	.200	10	2	1	0	0	0	0	3
Cloyd, T	.265	34	9	13	13	3	0	4	12
Crismatt, N	.346	26	9	17	16	1	0	2	7
Danish, T	.444	9	4	6	5	1	0	3	1
Ellington, B	.400	5	2	1	1	0	0	0	0
Festa, M	.188	16	3	4	3	0	0	2	5
Florida, D	.000	2	0	0	0	0	0	1	1
Garton, R	.290	31	9	14	11	1	0	5	11
Gillies, D	.429	21	9	8	8	1	0	3	4
Grotz, Z	.000	2	0	0	0	0	0	0	0
Guilbeau, T	.000	2	0	1	1	0	0	0	1
Haberer, J	.000	2	0	0	0	0	0	0	0
Hernandez, C	.000	1	0	0	0	0	0	0	0
Hernandez, F	.200	5	1	1	1	0	0	0	2
Kerr, R	.000	0	0	0	0	0	0	0	0
Kober, C	.000	1	0	0	0	0	0	1	0
LeBlanc, W	.000	0	0	0	0	0	0	0	0
Leyer, R	.231	13	3	5	5	1	0	1	6
Markel, P	.091	22	2	3	3	0	0	5	13
McCaughan, D	.321	28	9	16	13	3	0	0	7
McClain, R	.235	17	4	7	5	0	0	4	3
McKay, D	.042	24	1	4	4	0	0	2	16
Milone, T	.238	21	5	9	5	1	0	4	10
Misiewicz, A	.243	37	9	13	11	0	0	2	6
Moore, A	.462	26	12	20	18	5	0	1	2
Murfee, W	.222	9	2	4	4	1	0	0	3
Negrón, K	1.000	2	2	2	2	1	0	0	0
Newsome, L	1.000	2	2	4	4	1	0	0	0
Niese, J	.208	24	5	6	4	0	0	3	3
Nolin, S	.154	26	4	10	9	1	0	2	6
Northcraft, A	.091	11	1	3	3	0	0	1	3
Pedrol, C	.000	1	0	1	1	0	0	0	0
Rumbelow, N	.333	21	7	9	7	1	0	2	1
Scott, Tay	.227	22	5	8	8	0	0	3	6
Sheaffer, D	.500	2	1	0	0	0	0	0	0
Sheffield, J	.292	24	7	17	14	1	0	12	7
Strickland, H	.000	0	0	0	0	0	0	0	0
Swanson, E	.364	11	4	7	6	0	0	2	5
Tenuta, M	.500	6	3	4	4	0	0	1	1
Tuivailala, S	.500	2	1	1	1	0	0	0	1
Wright, D	.259	27	7	12	11	0	1	3	10
TOTALS	.263	593	156	253	220	26	2	77	173

FRONT
OFFICE

CHENEY
STADIUM

COACHES/STAFF

2021
RAINERS

2019 SEASON
REVIEW

OPPONENTS

HISTORY &
RECORDS

MEDIA &
MISC.

2019 TACOMA RAINIERS TEAM HIGHLIGHTS

The Tacoma Rainiers concluded the 2019 campaign on September 2, falling 3-2 to the Aviators in Las Vegas and settling for a four-game split in their final series of the year. Daren Brown's club finished 61-78, gathering 33 wins at Cheney Stadium and another 28 away from R House. Tacoma finished the regular season 11.5 games out of first place in the PCL Pacific Northern Division behind the Sacramento River Cats, who swept the Round Rock Express in the PCL Championship Series. Tacoma's best winning streak of the season was a five-game stretch from August 15-19 while their longest losing skid stretched seven contests from July 19-26.

BROWN EXTENDS FRANCHISE RECORD: Rainiers field manager Daren Brown returned to Tacoma for the first time since 2013 and led his club to 61 wins in his 19th season in the Mariners organization. Brown was the team's skipper from 2007-13 with a 50-game stint as Seattle's interim manager in 2010, and the 52-year-old's 494 wins in Tacoma are the most in franchise history.

AN EVER-CHANGING ROSTER: 88 players appeared in games for Tacoma in 2019, tying a franchise record set in 2017. 48 pitchers and 40 position players saw the field, and two position players took the mound in UTL Kristopher Negron and C David Sheaffer. Two others, OF Adam Law and LHP Nate Fisher, were briefly on Tacoma's roster but never appeared in games for the Rainiers. The club did not have any players who were on the roster for all 140 games and had just three players on the April 4 Opening Night roster who were with the team for the final game of the year- RHP Ryan Garton, RHP Nabil Crismatt, INF Shed Long.

PITCHING TO PCL ACCOLADES: Three Tacoma hurlers received PCL Pitcher of the Week honors this season, starting with southpaw Tommy Milone who took home the honor for the week of April 29-May 5. Milone dealt 13.2 shutout innings across two starts including a six-inning complete game shutout in Salt Lake on April 30. Lefty Sean Nolin gave up just one hit, a solo home run, on July 5 in Fresno to earn the honor for July 1-7. Left-hander Anthony Misiewicz delivered the season's strongest performance on August 4 when he pitched 8 no-hit innings against the Iowa Cubs en route to PCL Pitcher of the Week honors for July 30-Aug 4.

HOMETOWN HARDWARE: Five current or former Rainiers were selected by manager Daren Brown and the club's front office to receive the team's end-of-season awards. RHP Ryan Garton was chosen as the team's Pitcher of the Year for appearing in a team-high 39 games and pitching to a 4-2 record and a 3.99 ERA out of the bullpen. UTL Kristopher Negron was awarded Defensive Player of the Year honors for playing seven different positions with the team, including two appearances as a pitcher. INF Tim Lopes was named Offensive Player of the Year for hitting .302 in 95 games with 10 HR, 60 RBI, 59 R and 26 SB. Lopes also had a 15-game hitting streak this season, tied with SS J.P. Crawford for the longest of the year for the Rainiers. RHPs Aaron Northcraft and Andrew Moore were named co-winners of the team's annual Community Service Award for their dedication to bettering the South Sound during their time in Tacoma.

THE UP-AND-COMING: 24 Rainiers were promoted to Seattle during the 2019 campaign, with a dozen of those players being selected from Tacoma for their Major League debut. RHP Matt Festa started the year with Seattle, was optioned and then was recalled by the Mariners on three occasions. INF Shed Long was recalled on Sept. 3, the day after Tacoma's season ended, for his third trip to the big leagues. Five other Tacoma players were called up on two occasions.

R FULL HOUSE: Cheney Stadium welcomed 347,378 fans to 69 Rainiers home contests in 2019, with two lost openings on July 1 and August 21. Tacoma averaged 5,109 fans per home contest with a high of 7,216 on Sunday, June 9. South Sound

FRONT
OFFICE

CHENEY
STADIUM

COACHES/STAFF

2021
RAINIERS

2019 SEASON
REVIEW

OPPONENTS

HISTORY &
RECORDS

MEDIA &
MISC.

2019 TACOMA RAINIERS TEAM HIGHLIGHTS (CONTINUED)

fans packed in Cheney for 19 sellouts during the season, including eight of the last nine home games from Aug. 16-25.

INTO THE BOOKS: OF Ian Miller, traded to Minnesota on August 10, stole 29 bases before the trade to move up to third all-time on Tacoma's franchise leaderboard with 75. Miller sits just one behind Mike Davis of the 1980s Tacoma Tigers while Del Alston's 92 swiped bags from 1978-1980 is still the pinnacle.

SCORE BY INNING

	1	2	3	4	5	6	7	8	9	X	Total
Rainiers	73	78	84	98	96	96	83	65	44	14	731
Opponents	106	103	136	98	94	85	81	113	53	10	879

RAINIERS MULTI-HIT GAMES

Player	2	3	4	5	6	7	Total
Andreoli	12	6	1	-	-	-	19
Bishop	14	3	-	-	-	-	17
Brugman	26	7	-	-	-	-	23
Calixte	3	4	-	-	-	-	7
Castro	4	-	1	-	-	-	5
Cooke	3	-	-	-	-	-	3
Court	12	1	-	-	-	-	13
Crawford	7	-	1	-	-	-	8
Curletta	6	1	-	-	-	-	7
Filia	11	2	-	-	-	-	13
Fraley	7	3	1	-	-	-	11
Freitas	2	-	-	-	-	-	2
Hoover	1	-	-	-	-	-	1
Kopach	-	2	-	-	-	-	2
Liberato	1	-	-	-	-	-	1
Lobaton	8	1	3	1	-	-	13
Long	7	5	2	-	-	-	14
Lopes	27	4	3	-	-	-	34
Mariscal	11	-	-	-	-	-	11
Miller	24	4	1	-	-	-	29
Moore	-	1	-	-	-	-	1
Negron	22	4	-	1	-	-	27
Nola	15	2	2	-	-	-	19
Odom	4	1	1	-	-	-	6
Pacheco	6	4	-	-	-	-	10
Perez	4	-	-	-	-	-	4
Polo	3	-	-	-	-	-	3
Seager	3	-	-	-	-	-	3
Sheaffer	1	-	-	-	-	-	1
Slater	1	-	-	-	-	-	1
Smith, M	3	2	-	-	-	-	5
Tomlinson	11	4	-	-	-	-	15
Young, Jr.	9	-	-	-	-	-	9

RAINIERS MULTI-RBI GAMES

Player	2	3	4	5	6	7	Total
Andreoli	2	1	2	-	-	-	5
Bishop	4	2	3	-	-	-	11
Brugman	7	6	2	1	-	-	16
Calixte	1	1	-	-	-	-	2
Castro	1	1	-	-	-	-	2
Cooke	1	-	-	-	-	-	1
Court	9	3	1	1	-	-	14
Crawford	1	-	-	-	1	-	2
Curletta	1	1	-	-	-	-	2
Filia	1	1	-	-	-	-	2
Fraley	6	2	1	1	-	-	10
Freitas	2	-	-	-	-	-	2
Haniger	1	-	-	-	-	-	1
Hoover	1	-	-	-	-	-	1
Knapp	1	-	-	-	-	-	1
Kopach	2	-	-	-	-	-	2
Liberato	-	1	-	-	-	-	1
Lobaton	6	1	-	1	1	-	9
Long	3	1	1	1	-	-	6
Lopes	13	2	1	1	-	-	17
Mariscal	5	2	1	-	-	-	8
Miller	6	3	-	2	-	-	11
Moore	1	1	-	-	-	-	2
Negron	15	3	1	-	-	-	19
Nola	8	2	1	-	-	-	11
Odom	1	-	1	-	-	-	2
Pacheco	2	-	-	-	-	-	2
Perez	1	1	-	-	-	-	2
Seager	-	2	-	-	-	-	2
Sheaffer	1	-	-	-	-	-	1
Smith, M	1	1	-	-	-	-	2
Tomlinson	2	-	-	-	-	-	2
Young, Jr.	2	-	-	-	-	-	2

RAINIERS HOME RUNS

RECORD BY HOME RUN:	0	1	2	3	4	5	6	7	8	9
	8-39	23-25	17-12	9-2	2-0	2-0	0-0	0-0	0-0	0-0
HOME RUNS BY POSITIONS:	C	1B	2B	3B	SS	LF	CF	RF	DH	
	19	20	18	18	7	12	19	20	27	

2019 RAINIERS GAME-BY-GAME

DATE	G	OPP	W/L	SCORE	REC	POS	GB/A	WINNER	LOSER	SAVE	TIME	ATT
6/22	75	ELP	L	1-6	35-40	3rd	4.0	Megill (2-0)	Gillies (0-1)		3:09	6,783 149,702
6/23	76	ELP	L	7-8	35-41	3rd	5.0	Reyes (2-1)	Garton (0-1)	Erlin (1)	3:07	7,066 156,768
6/24	77	ELP	W	7-4 (10)	36-41	3rd	4.0	Markel (2-0)	Megill (2-1)		3:21	3,998 160,766
6/25	78	@ABQ	L	7-9	36-42	3rd	4.0	Hoffman (4-3)	Cloyd (1-7)	Almonte (4)	2:49	12,828
6/26	79	@ABQ	W	9-8	37-42	3rd	3.5	Misiewicz (3-4)	Garcia (0-1)	McKay (1)	3:31	(20)8,735
6/27	80	@ABQ	W	5-3	38-42	3rd	2.5	Niese (4-2)	Dean (2-8)	Markel (7)	3:13	6,036
6/28	81	@ABQ	W	15-14 (10)	39-42	3rd	2.0	McKay (3-0)	Howard (1-1)	McClain (1)	3:51	7,006
6/29	82	SL	W	12-3	40-42	3rd	2.0	Nolin (2-0)	Rodriguez (1-2)	Gillies (1)	3:16	6,131 166,897
6/30	83	SL	L	5-7	40-43	3rd	3.0	Bridwell (4-3)	Cloyd (1-8)	Ryan (1)	3:32	6,025 172,922
JUNE (11-16)		BATTING: .247 (226-914), 27 HR						PITCHING: 6.55 ERA (174 ER; 239.0 IP), 9 SV				
7/1		SL	POSTPONED (Death in Los Angeles Angels organization), DH scheduled for 7/2									
7/2	84	SL, G1	L	9-1 (7)	40-44			Tropeano (2-2)	Misiewicz (3-5)		2:41	(16)
7/2	85	SL, G2	L	6-5 (10)	40-45	3rd	4.0	Bard (1-2)	McClain (3-2)	Jewell (5)	3:53	3,100 176,022
7/3	86	SL	W	13-10	41-45	3rd	3.5	Boches (1-0)	Ryan (1-1)	Garton (1)	3:42	(18)7,111 183,133
7/4	87	@FRE	L	0-3	41-46	3rd	4.0	McGowin (7-2)	Moore (0-1)	Self (7)	2:49	(0)713,466
7/5	88	@FRE	W	8-1	42-46	3rd	3.0	Nolin (3-0)	Hoover (3-2)		2:54	6,408
7/6	89	@FRE, G1	W	8-7 (7)	43-47			Kerr (1-0)	Bacus (4-3)	Northcraft (1)	2:20	
7/6	90	@FRE, G2	L	5-8	43-47	3rd	3.0	Ondrusch (3-3)	Swanson (0-1)		2:37	5,178
		ALL STAR BREAK										
7/11	91	RNO	L	7-12	43-48	3rd	4.5	Crichton (2-2)	Moore (0-2)		3:41	4,048 187,181
7/12	92	RNO	W	2-1	44-48	3rd	3.5	Tuivailala (1-5)	Taylor (2-4)	McClain (2)	2:41	5,471 192,652
7/13	93	RNO	W	9-7	45-48	3rd	3.5	Misiewicz (4-0)	Widener (6-5)	Northcraft (2)	3:37	6,261 198,913
7/14	94	RNO	W	5-4 (10)	46-48	3rd	2.5	Cloyd (2-8)	Rzepcynski (1-2)		2:55	6,738 205,651
7/15	95	LV	L	4-5	46-49	3rd	3.5	Finnegan (2-0)	McClain (3-3)	McNutt (1)	3:14	4,457 210,108
7/16	96	LV	W	2-0	47-49	3rd	3.0	Garton (4-1)	Cotton (0-1)	Markel (8)	2:19	6,704 216,812
7/17	97	LV	L	0-3 (5)	47-50	3rd	4.0	Anderson (6-4)	McCaughan (0-1)		1:45	(40)3,480 220,292
7/18	98	LV	W	9-3	48-50	3rd	3.0	Misiewicz (5-5)	Buchanan (3-6)		2:58	4,414 224,706
7/19	99	SAC	L	6-8	48-51	3rd	4.0	Phillips (1-0)	Nolin (3-1)	Abad (11)	3:12	5,054 229,760
7/20	100	SAC	L	4-8	48-52	3rd	5.0	Rodriguez (2-0)	Crismatt (0-2)		3:04	6,569 236,329
7/21	101	SAC	L	5-6	48-53	3rd	6.0	Franco (5-4)	Wright (0-2)	Abad (12)	3:03	6,230 242,559
7/22		OFF										
7/23	102	@RNO	L	7-10	48-54	3rd	7.0	Smith (2-0)	McCaughan (0-2)	Ginkel (3)	2:58	4,252
7/24	103	@RNO	L	3-14	48-55	3rd	8.0	Hagens (2-0)	Misiewicz (5-6)		3:15	3,993
7/25	104	@RNO	L	3-4	48-56	3rd	8.0	Scott (3-0)	McClain (3-4)	Ginkel (4)	2:46	(36)4,081
7/26	105	@SAC	L	3-18	48-57	3rd	9.0	Okert (6-1)	Crismatt (0-3)		3:26	8,223
7/27	106	@SAC	W	5-2	49-57	3rd	8.0	Wright (1-2)	Franco (5-5)	Northcraft (3)	3:11	10,164
7/28	107	@SAC	L	2-6	49-58	3rd	9.0	Suarez (6-6)	McCaughan (0-3)		2:54	5,761
7/29		OFF										
7/30	108	OMA	W	3-2 (10)	50-59	3rd	8.0	Carasiti (2-1)	Newberry (1-2)		3:25	3,296 245,855
7/31	109	OMA	L	11-14	50-59	3rd	9.0	Machado (2-2)	Moore (0-3)		3:05	6,150 252,005
JULY (10-16)		BATTING: .267 (226-847), 35 HR						PITCHING: 6.34 ERA (155 ER; 220.0), 8 SV				
8/1	110	OMA	W	5-2	51-59	3rd	9.0	Brennan (1-0)	Griffin (7-5)	Northcraft (4)	2:40	4,422 256,427
8/2	111	IOW	L	4-5	51-60	4th	10.0	Weick (2-1)	McKay (3-1)	Mekkes (5)	3:01	5,765 262,192
8/3	112	IOW	L	7-11	51-61	4th	10.0	Maples (2-4)	McCaughan (0-4)		4:05	6,446 268,638
8/4	113	IOW	W	1-0	52-61	4th	9.0	Misiewicz (6-6)	Miller (1-2)		2:21	5,199 273,837
8/5	114	IOW	W	5-10	52-62	4th	9.0	Swarmer (7-10)	Nolin (3-2)		3:09	5,915 279,752
8/6		OFF										
8/7	115	@OKC	L	4-7	52-63	4th	9.5	Martin (3-0)	Crismatt (0-4)	Sborz (3)	2:44	4,546
8/8	116	@OKC	L	3-7	52-64	4th	11.0	Santana (5-9)	Gillies (0-2)		3:06	5,421
8/9	117	@OKC	L	2-9	52-65	4th	11.5	Bawcom (1-1)	McCaughan (0-5)		3:17	9,683
8/10	118	@NO	L	3-5	52-66	4th	11.5	Neidert (3-2)	Northcraft (0-2)	Graves (4)	3:03	(102)3,619
8/11	119	@NO	W	10-3	53-66	4th	11.0	Nolin (4-2)	Duggar (2-4)		2:59	2,779
8/12	120	@NO	L	1-7	53-67	4th	11.0	Poteet (2-1)	Crismatt (0-5)		2:39	2,439
8/13	121	@NO	L	4-10	53-68	4th	11.0	Gunkel (6-1)	Wright (1-3)		2:40	(16)2,317
8/14		OFF										
8/15	122	FRE	W	8-4	54-68	4th	10.0	Altavilla (2-0)	Blazek (2-1)	Festa (3)	3:07	6,148 285,900
8/16	123	FRE	W	9-1	55-68	4th	10.0	Misiewicz (7-6)	Braymer (0-6)		2:54	6,591 292,491
8/17	124	FRE	W	11-1	56-68	3rd	9.0	Nolin (5-2)	Crowe (0-3)		3:07	6,965 299,456
8/18	125	FRE	W	9-7	57-68	3rd	9.0	Kontos (1-2)	Kontos (2-1)	Festa (4)	3:10	6,909 306,365
8/19	126	SL	L	3-3	58-68	3rd	8.0	Wright (2-3)	Bridwell (6-6)		3:11	6,978 313,343
8/20	127	SL	L	6-8	58-69	3rd	9.0	Beasley (1-0)	McCaughan (0-6)	Ryan (2)	3:04	7,066 320,409
8/21		SL	CANCELLED- Weather									
8/22	128	LV	L	2-8	58-70	3rd	9.5	Harvey (1-2)	Nolin (5-3)	Romero (2)	2:44	5,978 326,387
8/23	129	LV	L	0-2	58-71	3rd	10.5	Manaea (3-1)	Moore (0-4)	Wendelken (3)	2:41	7,165 333,552
8/24	130	LV	L	2-4	58-72	3rd	10.5	Dunshee (4-4)	Wright (2-4)	Finnegan (5)	3:05	7,202 340,754
8/25	131	LV	L	0-2	58-73	3rd	10.5	Anderson (8-5)	Garton (2-4)	Schlitter (1)	2:39	6,624 347,378
8/26	132	@FRE	L	3-9	58-74	4th	10.5	Baez (1-2)	Altavilla (2-1)		3:07	3,448
8/27	133	@FRE	W	4-1	59-74	3rd	9.5	Nolin (6-3)	Crowe (0-4)	Carasiti (3)	2:45	4,436
8/28	134	@FRE	L	13-14	59-75	4th	9.5	Bourque (3-1)	Ellington (0-1)		4:04	4,109
8/29	135	@FRE	L	5-13	59-76	4th	10.5	Espino (8-4)	Wright (2-5)	Blazek (1)	2:58	5,990
8/30	136	@LV	W	4-2	60-76	4th	10.5	Grotz (1-0)	Lobstein (6-3)	Festa (5)	3:09	10,153
8/31	137	@LV	W	3-2	61-76	4th	9.5	Misiewicz (8-6)	Lobstein (6-4)	Carasiti (4)	2:53	10,618
AUGUST (11-17)		BATTING: .253 (240-950), 34 HR						PITCHING: 5.45 ERA (148 ER; 244.1 IP), 6 SV				
9/1	138	@LV	L	1-8	61-77	4th	10.5	Finnegan (3-1)	Nolin (6-4)		3:23	10,774
9/2	139	@LV	L	2-3	61-78	4th	11.5	McNutt (5-2)	Moore (0-5)	Romero (3)	2:10	9,511
SEPTEMBER (0-2)		BATTING: .257 (18-70), 1 HR						PITCHING: 6.19 ERA (11 ER; 16.0 IP), 0 SV				

FRONT
OFFICE

CHENEY
STADIUM

COACHES/STAFF

2021
RAINIERS

2019 SEASON
REVIEW

OPPONENTS

HISTORY &
RECORDS

MEDIA &
MISC.

2019 RAINIERS HIGHS & LOWS

FRONT OFFICE

CHENEY STADIUM

COACHES/STAFF

2021 RAINIERS

2019 SEASON REVIEW

OPPONENTS

HISTORY & RECORDS

MEDIA & MISC.

TEAM BATTING

Most Runs, Game.....	18 (5/19 at RNO)
Fewest Runs, Game.....	0, 9x (8/25 vs LV)
Most Runs, Inning.....	9 (6/29 vs SL)
Most Hits, Game.....	23 (5/16 at RNO)
Fewest Hits, Game.....	2, 2x (8/23 vs LV)
Most Hits, Inning.....	9 (5th inning, 5/19 at RNO)
Most Doubles, Game.....	7 (6/28 at ABQ)
Most Triples, Game.....	3 (6/23 vs ELP)
Most Home Runs, Game.....	5, 2x (8/18 vs FRE)
Most Consecutive Games, Homer.....	11 (5/5-5/16)
Most Consecutive Games, No Homer.....	4 (5/17-5/20)
Most Extra Base Hits, Game.....	10 (6/28 at ABQ)
Total Bases, Game.....	36 (5/16 at RNO)
Most Walks, Game.....	9, 3x (7/14 at RNO)
Fewest Walks, Game.....	0, 5x (8/27 at FRE)
Most Strikeouts, Game.....	16 (6/16 at RR)
Fewest Strikeouts, Game.....	1 (7/17 vs LV)
Most Stolen Bases, Game.....	5, 2x (6/5 vs MEM)
Most Left On Base, Game.....	16 (7/14 vs RNO)

INDIVIDUAL BATTING

Most At-Bats, Game.....	6, 23x, 4 players (8/28 at FRE)
Most Runs, Game.....	4, 2x, Tim Lopes (5/19 at RNO)
Most Hits, Game.....	5, 2x, Kristopher Negron (6/29 vs SL)
Most Doubles, Game.....	4, Tim Lopes (4/20 at ABQ)
Most Triples, Game.....	2, Ian Miller (6/23 vs ELP)
Most Home Runs, Game.....	2, 9x, Jaycob Brugman (8/18 vs FRE)
Most RBI, Game.....	6, 2x Jose Lobaton (7/18 vs SAC)
Most Walks, Game.....	3, 7x, John Andreoli (8/26 at FRE)
Most Strikeouts, Game.....	4, 3x, Jordan Pacheco (8/30 at LV)
Most Stolen Bases, Game.....	2, 6x, Tim Lopes & Billy Cooke (6/5 vs MEM)
Longest Hitting Streak.....	15, 2x, Tim Lopes (7/5-8/2)

TEAM PITCHING

Fewest Runs, Game.....	0, 9x (8/4 vs IOW)
Most Runs, Game.....	25, (5/20 at RNO)
Most Runs, Inning.....	10 (9th inning, 4/14 vs ABQ)
Fewest Hits, Game.....	1, 2x (8/4 vs IOW)
Most Hits, Game.....	25 (5/20 at RNO)
Fewest Walks, Game.....	0, 5x (8/12 at NO)
Most Walks, Game.....	10, 2x (5/1 at SL)
Most Strikeouts, Game.....	17 (6/23 vs ELP)
Most Doubles, Game.....	7, 2x (5/20 at RNO)
Most Triples, Game.....	3, (7/17 at RR)
Most Home Runs, Game.....	10 (5/20 at RNO)

INDIVIDUAL PITCHING

Longest Winning Streak.....	2, 2x, Sean Nolin (6/29-7/5)
Longest Losing Streak.....	5, Darren McCaughan (7/17-8/9)
Most Innings Pitched, Starter.....	8.0, Anthony Misiewicz (8/4 vs IOW)
Most Innings Pitched, Reliever.....	6.0, Andrew Moore (7/31 vs OMA)
Most Walks, Game.....	6, Justus Sheffield (5/1 at SL)
Most Strikeouts, Game.....	11, Sean Nolin (9/1 at LV)
Most Hit By Pitch, Game.....	2, 3x, David McKay (6/16 at RR)
Most Runs Allowed, Game.....	11, Tyler Danish (4/21 at ABQ)
Most Hits Allowed, Game.....	11, Tyler Danish (4/21 at ABQ)

TEAM MISCELLANEOUS

Longest Winning Streak.....	5 (8/15-8/19)
Longest Winning Streak, Home.....	5, 2x (8/15-8/19)
Longest Winning Streak, Road.....	4 (5/28-5/31)
Most Consecutive Losses.....	7 (7/19-7/26)
Most Consecutive Losses, Home.....	5 (8/20-8/25)
Most Consecutive Losses, Road.....	5, 2x (7/28-8/10)
Longest Game, Time.....	4:05 (8/3 vs IOW)
Shortest Game, Time.....	2:02 (5/30, G1 at ELP)
Longest Game, Innings.....	11 (4/4 at SAC)
Highest Attendance, Home.....	7,216 (6/9 vs NAS)
Highest Attendance, Road.....	14,511 (5/2 at SL)
Lowest Attendance, Home.....	2,177 (4/11 vs ELP)
Lowest Attendance, Road.....	2,439 (8/12 at NO)
Most Double Plays Turned.....	4 (4/26 vs SAC)
Most Opponent Double Plays Turned.....	4, 4x (7/28 at SAC)
Most Errors.....	5 (5/8 vs REN)
Largest Margin of Victory.....	10, 2x (8/17 vs FRE)
Largest Margin of Defeat.....	21 (4/21 at ABQ)

2019 RAINIERS TRANSACTIONS

NO.	DATE	ACTION	POS	PLAYER	TRANSACTION	
1-25	4/3	ADD	VAR	MULTIPLE PLAYERS	Added to initial roster.	25
26	4/3	ADD	RHP	NICK RUMBELOW	Optioned to AAA-Tacoma (SEATTLE)	
27	4/3	DELETE	INF	ADAM LAW	Released	25
28	4/9	DELETE	RHP	ERIK SWANSON	Promoted to SEATTLE	
29	4/9	ADD	LHP	PENN MURPHY	Promoted to Tacoma (Ex. Spring Training)	25
31	4/11	ADD	RHP	MATT FESTA	Optioned to AAA-Tacoma (SEATTLE)	
32	4/12	DELETE	RHP	RUBEN ALANIZ	Promoted to SEATTLE	25
33	4/14	ADD	RHP	DEIVY FLORIDO	Promoted to Tacoma (Ex. Spring Training)	
34	4/14	DEL	C	DAVID FREITAS	Traded to Milwaukee	
35	4/14	DEL	RHP	PENN MURFEE	Reassigned to Extended Spring Training	24
36	4/15	ADD	INF	ORLANDO CALIXTE	Re-activated from IL	25
37	4/16	DEL	RHP	DEIVY FLORIDO	Reassigned to Extended Spring Training	
38	4/16	ADD	RHP	PENN MURFEE	Promoted to Tacoma (Ex. Spring Training)	25
39	4/18	DEL	OF	TITO POLO	Released from contract	24
40	4/19	DEL	RHP	DAN ALTAVILLA	Reassigned to AA-Arkansas	
41	4/19	DEL	RHP	NABIL CRISMATT	Reassigned to AA-Arkansas	
42	4/19	ADD	RHP	AARON NORTHCRAFT	Promoted to Tacoma (AA-Arkansas)	
43	4/19	ADD	RHP	PARKER MARKEL	Promoted to Tacoma (AA-Arkansas)	
44	4/19	ADD	RHP	CHRISTIAN BERGMAN	Signed to Minor League contract	25
45	4/21	ADD	RHP	RUBEN ALANIZ	Optioned to AAA-Tacoma (SEATTLE)	
46	4/22	DEL	RHP	PENN MURFEE	Reassign to Extended Spring Training	25
47	4/24	ADD	RHP	TYLER CLOYD	Signed to Minor League contract	
48	4/24	DEL	RHP	TYLER DANISH	Reassigned to Extended Spring Training	25
49	4/25	DEL	RHP	RUBEN ALANIZ	Added to IL	24
50	4/26	DEL	LHP	JUSTUS SHEFFIELD	Promoted to SEATTLE	23
51	4/27	ADD	RHP	REGGIE McCLAIN	Promoted to Tacoma (Adv. A-Modesto)	24
52	4/28	ADD	LHP	JON NIESE	Signed to Minor League contract	25
53	4/29	ADD	LHP	JUSTUS SHEFFIELD	Optioned to AAA-Tacoma (SEATTLE)	
54	4/29	DEL	LHP	ANTHONY MISIEWICZ	Reassigned to Double-A Arkansas	25
55	4/30	DEL	OF	BRADEN BISHOP	Promoted to SEATTLE	
56	4/30	ADD	OF	JOHNNY SLATER	Promoted to Tacoma (Ext. Spring Training)	25
57	5/4	DEL	INF	JOEY CURRETTA	Claimed off waivers (BOSTON)	
58	5/4	ADD	OF	MALLEX SMITH	Optioned to AAA-Tacoma (SEATTLE)	25
59	5/5	ADD	INF	J.R. DAVIS	Promoted from Extended Spring Training	
60	5/5	DEL	RHP	MATT FESTA	Added to IL	25
61	5/6	ADD	RHP	AUSTIN ADAMS	Traded from WAS, optioned to Tacoma	
62	5/6	DEL	OF	JOHNNY SLATER	Reassigned to Extended Spring Training	25
63	5/7	ADD	INF	RYAN COURT	Signed a Minor League contract	
64	5/7	DEL	INF	J.R. DAVIS	Reassigned to Class-A West Virginia	25
65	5/9	ADD	OF	JOHNNY SLATER	Promoted from Extended Spring Training	
66	5/9	DEL	OF	ERIC YOUNG, JR.	Added to IL	25
67	5/10	ADD	OF	BILLY COOKE	Promoted from Class-A West Virginia	
68	5/10	ADD	INF	CONNOR KOPACH	Promoted from Advanced-A Modesto	
69	5/10	ADD	C	DAVID SHEAFFER	Promoted from Double-A Arkansas	
70	5/10	DEL	OF	JOHNNY SLATER	Reassigned	
71	5/10	DEL	INF	SHED LONG	Promoted to SEATTLE	
72	5/10	DEL	INF	J.P. CRAWFORD	Promoted to SEATTLE	25
73	5/11	ADD	RHP	CHASEN BRADFORD	Optioned from SEATTLE	
74	5/11	DEL	RHP	ROBINSON LEYER	Reassigned to Double-A Arkansas	25
75	5/12	ADD	RHP	MATT FESTA	Activated from IL	
76	5/12	DEL	RHP	PARKER MARKEL	Promoted to SEATTLE	
77	5/13	ADD	OF	BRADEN BISHOP	Optioned from SEATTLE	
78	5/13	ADD	LHP	WADE LeBLANC	Major League Rehab	
79	5/13	DEL	RHP	AUSTIN ADAMS	Promoted to SEATTLE	25
80	5/14	ADD	INF	KYLE SEAGER	Major League Rehab	25
81	5/16	ADD	INF	SHED LONG	Optioned from SEATTLE	
82	5/16	DEL	OF	MALLEX SMITH	Promoted to SEATTLE	25
83	5/17	ADD	RHP	TYLER DANISH	Promoted from Extended Spring Training	
84	5/17	ADD	RHP	CARLOS HERNANDEZ	Promoted from Extended Spring Training	
85	5/17	ADD	RHP	CHRISTIAN PEDROL	Promoted from Extended Spring Training	
86	5/17	DEL	RHP	MATT FESTA	Promoted to SEATTLE	
87	5/17	DEL	RHP	RYAN GARTON	Promoted to SEATTLE	
88	5/17	DEL	RHP	NICK RUMBELOW	Designated for Assignment	25
89	5/18	ADD	INF	DYLAN MOORE	Major League Rehab	
90	5/18	ADD	RHP	SAM TUIVAILALA	Major League Rehab	
91	5/18	ADD	LHP	ANTHONY MISIEWICZ	Promoted from Double-A Arkansas	
92	5/18	DEL	LHP	WADE LeBLANC	Activated from IL by SEATTLE	
93	5/18	DEL	INF	CONNOR KOPACH	Reassigned to Advanced A-Modesto	25
94	5/19	DEL	RHP	AARON NORTHCRAFT	Added to IL	
95	5/19	DEL	INF	ORLANDO CALIXTE	Added to IL	
96	5/19	DEL	RHP	DAVID McKAY	Promoted to SEATTLE	
97	5/19	ADD	RHP	MATT FESTA	Optioned from SEATTLE	
98	5/19	ADD	RHP	ERIK SWANSON	Optioned from SEATTLE	24

FRONT OFFICE

CHENEY STADIUM

COACHES/STAFF

2021 RAINIERS

2019 SEASON REVIEW

OPPONENTS

HISTORY & RECORDS

MEDIA & MISC.

2019 RAINIERS TRANSACTIONS (CONTINUED)

NO.	DATE	ACTION	POS	PLAYER	TRANSACTION	
99	5/20	ADD	RHP	GERSON BAUTISTA	Transfer rehab from Modesto	23
100	5/21	ADD	INF	CHRIS MARISCAL	Promoted from Double-A Arkansas	
101	5/21	DEL	INF	SHED LONG	Recalled by SEATTLE	
102	5/21	DEL	LHP	TOMMY MILONE	Promoted to SEATTLE	
103	5/21	DEL	INF	DYLAN MOORE	Activated from IL by SEATTLE	23
104	5/21	ADD	RHP	PARKER MARKEL	Optioned from SEATTLE	24
105	5/23	ADD	RHP	NICK RUMBELOW	Outrighted to Tacoma	
106	5/23	ADD	RHP	MIKE WRIGHT	Outrighted to Tacoma	
107	5/23	DEL	RHP	CHRISTIAN PEDROL	Reassigned to Extended Spring Training	
108	5/23	DEL	RHP	CARLOS HERNANDEZ	Reassigned to Extended Spring Training	24
109	5/24	DEL	RHP	TYLER DANISH	Released from contract	
110	5/24	ADD	INF	ROBERT PEREZ	Promoted from Extended Spring Training	24
111	5/25	DEL	INF	KYLE SEAGER	Reactivated from IL by SEATTLE	
112	5/25	DEL	INF	RYAN COURT	Added to IL	
113	5/25	ADD	INF	DYLAN MOORE	Optioned from SEATTLE	
114	5/25	ADD	OF	LUIS LIBERATO	Promoted from Advanced-A Modesto	25
115	5/26	ADD	RHP	RYAN GARTON	Outrighted from SEATTLE	
116	5/26	DEL	OF	BILLY COOKE	Reassigned to Extended Spring Training	25
117	5/27	ADD	OF	BILLY COOKE	Promoted from Extended Spring Training	
118	5/27	DEL	OF	LUIS LIBERATO	Added to IL	
119	5/27	DEL	RHP	GERSON BAUSTISTA	Transferred to 60-day IL	25
120	5/29	ADD	INF	CONNOR KOPACH	Promoted from Advanced-A Modesto	
121	5/29	DEL	INF	DYLAN MOORE	Recalled by SEATTLE	25
122	5/30	ADD	RHP	REGGIE McCLAIN	Promoted from Double-A Arkansas	
123	5/30	DEL	RHP	CHRISTIAN BERGMAN	Released from Contract	25
124	5/31	DEL	RHP	CHASEN BRADFORD	Recalled by SEATTLE	
125	5/31	DEL	RHP	SAM TUIVAILALA	End of rehab assignment	
126	5/31	DEL	RHP	RUBEN ALANIZ	Claimed off waivers by Cincinnati	23
127	6/1	DEL	INF	CONNOR KOPACH	Reassigned to Advanced-A Modesto	
128	6/1	ADD	INF	JAYCOB BRUGMAN	Signed as free agent	
129	6/1	ADD	INF	KELBY TOMLINSON	Signed as free agent	
130	6/1	ADD	RHP	DAVID McKAY	Optioned from SEATTLE	
131	6/1	DEL	RHP	ERIK SWANSON	Added to IL (retroactive to 5/31)	
132	6/1	ADD	RHP	JAKE HABERER	Promoted from Advanced-A Modesto	25
133	6/2	DEL	OF	BRADEN BISHOP	Recalled by SEATTLE	
134	6/2	ADD	OF	JOHN ANDREOLI	Trade with MINNESOTA	25
135	6/3	DEL	C	DAVID SHEAFFER	Added to IL	
136	6/3	DEL	RHP	MATT FESTA	Recalled by SEATTLE	23
137	6/4	ADD	RHP	DARIN GILLIES	Promoted from Double-A Arkansas	24
138	6/5	ADD	OF	MAC WILLIAMSON	Signed as FA, assigned to Tacoma	
139	6/5	DEL	OF	MAC WILLIAMSON	Selected by SEATTLE	24
140	6/7	ADD	INF	DEE GORDON	Major League Rehab	
141	6/7	DEL	RHP	TAYLER SCOTT	Promoted to SEATTLE	23
142	6/9	ADD	RHP	DAN ALTAVILLA	Promoted from Double-A Arkansas	
143	6/9	DEL	RHP	JAKE HABERER	Reassigned to Double-A Arkansas	24
144	6/11	ADD	RHP	MATT FESTA	Optioned from SEATTLE	
145	6/11	DEL	INF	DEE GORDON	Activated off IL by SEATTLE	25
146	6/12	ADD	LHP	SEAN NOLIN	Signed as a Minor League Free Agent	
147	6/12	DEL	RHP	NICK RUMBELOW	Released from Contract	25
148	6/13	DEL	C	DAVID SHEAFFER	Activated from IL, transferred to A-West Virginia	25
149	6/14	ADD	RHP	FELIX HERNANDEZ	Major League Rehab	
150	6/14	DEL	RHP	MATT FESTA	Recalled by SEATTLE	24
151	6/15	ADD	INF	SHED LONG	Optioned from SEATTLE	
152	6/15	DEL	LHP	JUSTUS SHEFFIELD	Reassigned to Double-A Arkansas	
153	6/15	DEL	RHP	FELIX HERNANDEZ	Rejoined SEATTLE	24
154	6/16	DEL	C	AUSTIN NOLA	Promoted to SEATTLE	
155	6/16	ADD	C	BRENNON KALEIWAHEA	Promoted from Extended Spring Training	24
156	6/17	ADD	RHP	ERIK SWANSON	Activated from IL	25
157	6/21	ADD	OF	JAKE FRALEY	Promoted from Double-A Arkansas	
158	6/21	DEL	RHP	DAN ALTAVILLA	Recalled by SEATTLE	
159	6/21	DEL	INF	ROBERT PEREZ	Reassigned to Short Season-A Everett	
160	6/21	ADD	RHP	TAYLER SCOTT	Optioned from SEATTLE	
161	6/21	ADD	C/INF	JORDAN PACHECO	Signed as a free agent	
162	6/21	DEL	OF	BILLY COOKE	Reassigned to Short Season-A Everett	25
163	6/23	ADD	RHP	LJAY NEWSOME	Promoted from Advanced-A Modesto	
164	6/23	ADD	RHP	GERSON BAUTISTA	Optioned from SEATTLE	
165	6/23	DEL	RHP	MIKE WRIGHT	Recalled by SEATTLE	
166	6/23	DEL	RHP	MATT CARASITI	Recalled by SEATTLE	25
167	6/25	DEL	RHP	LJAY NEWSOME	Reassigned to Advanced-A Modesto	
168	6/25	DEL	RHP	TAYLER SCOTT	Claimed off waivers (Baltimore)	23
169	6/26	ADD	RHP	ANDREW MOORE	Transferred from Double-A Arkansas	24
170	6/29	ADD	RHP	AARON NORTHCRAFT	Activated from IL	
171	6/29	ADD	INF	RYAN COURT	Activated from IL	

FRONT OFFICE

CHENEY STADIUM

COACHES/STAFF

2021 RAINIERS

2019 SEASON REVIEW

OPPONENTS

HISTORY & RECORDS

MEDIA & MISC.

2019 RAINIERS TRANSACTIONS (CONTINUED)

NO.	DATE	ACTION	POS	PLAYER	TRANSACTION
172	6/29	DEL	C	BRENNON KALEIWAHEA	Reassigned to Extended Spring Training
173	7/3	ADD	RHP	SCOTT BOCHES	Transferred from Advanced-A Modesto
174	7/3	DEL	INF	SHED LONG	Added to IL
175	7/4	ADD	RHP	COLLIN KOBER	Transferred from Advanced-A Modesto
176	7/4	DEL	RHP	SCOTT BOCHES	Transferred to Double-A Arkansas
177	7/6	DEL	RHP	PARKER MARKEL	Recalled by SEATTLE
178	7/6	DEL	RHP	DAVID McKAY	Recalled by SEATTLE
179	7/6	ADD	INF	CONNOR KOPACH	Transferred from Advanced-A Modesto
180	7/6	ADD	LHP	RAYMOND KERR	Transferred from Advanced-A Modesto
181	7/6	DEL	INF	RYAN COURT	Added to Temporarily Inactive List
182	7/7	DEL	RHP	COLLIN KOBER	Transferred to Advanced-A Modesto
183	7/7	DEL	INF	CONNOR KOPACH	Transferred to Advanced-A Modesto
184	7/10	ADD	RHP	MIKE WRIGHT	Outright from SEATTLE
185	7/10	DEL	LHP	RAYMOND KERR	Transferred to Advanced-A Modesto
186	7/11	ADD	INF	SHED LONG	Reactivated from IL
187	7/11	ADD	INF	RYAN COURT	Reactivated from Temp. IL
188	7/12	ADD	RHP	SAM TUIVAILALA	Rehab Transferred from Double-A Arkansas
189	7/12	ADD	OF	ERIC YOUNG, JR.	Reactivated from IL
190	7/12	DEL	INF	SHED LONG	Added to IL
191	7/14	ADD	LHP	NATE FISHER	Transferred from Short Season-A Everett
192	7/15	DEL	RHP	SAM TUIVAILALA	Reactivated from IL by SEATTLE
193	7/15	DEL	RHP	TYLER CLOYD	Released from Contract
194	7/15	DEL	LHP	JON NIESE	Released from Contract
195	7/15	ADD	RHP	PARKER MARKEL	Optioned by SEATTLE
196	7/15	ADD	RHP	NABIL CRISMATT	Transferred from Double-A Arkansas
197	7/15	ADD	RHP	BRANDON BRENNAN	Major League Rehab
198	7/16	DEL	INF	KRISTOPHER NEGRON	Promoted to SEATTLE
199	7/16	DEL	RHP	ERIK SWANSON	Recalled by SEATTLE
200	7/16	ADD	RHP	DAVID McKAY	Optioned by SEATTLE
201	7/16	ADD	RHP	DARREN McCAUGHAN	Promoted from Double-A Arkansas
202	7/18	DEL	LHP	NATE FISHER	Transferred to Class-A West Virginia
203	7/20	ADD	OF	MAC WILLIAMSON	Outright from SEATTLE
204	7/20	ADD	RHP	HUNTER STRICKLAND	Major League Rehab
205	7/21	DEL	OF	ERIC YOUNG, JR.	Released from Contract
206	7/23	ADD	RHP	MATT FESTA	Optioned from SEATTLE
207	7/23	ADD	INF	CONNOR KOPACH	Transferred from Short Season-A Everett
208	7/23	ADD	INF	KEVIN SANTA	Transferred from Advanced-A Modesto
209	7/23	DEL	INF	TIM LOPES	Promoted to SEATTLE
210	7/23	DEL	OF	MAC WILLIAMSON	Added to Temp. Inactive List
211	7/23	DEL	RHP	PARKER MARKEL	Designated for Assignment
212	7/25	ADD	OF	ERIC FILIA	Activated from Restricted List, Transferred from Arkansas
213	7/25	DEL	INF	CONNOR KOPACH	Transferred to Advanced-A Modesto
214	7/26	DEL	INF	RYAN COURT	Promoted to SEATTLE
215	7/26	ADD	INF	CONNOR KOPACH	Transferred from Advanced-A Modesto
216	7/28	DEL	RHP	HUNTER STRICKLAND	Reactivated from IL by SEATTLE
217	7/30	ADD	RHP	MATT CARASITI	Optioned from SEATTLE
218	7/30	ADD	INF	DANIEL CASTRO	Trade with LOS ANGELES-NL
219	7/30	DEL	INF	CONNOR KOPACH	Reassigned Advanced-A Modesto
220	7/31	DEL	RHP	GERSON BAUTISTA	Recalled by SEATTLE
221	8/1	ADD	RHP	BRIAN ELLINGTON	Signed as a free agent
222	8/2	DEL	RHP	REGGIE MCCLAIN	Promoted to SEATTLE
223	8/2	ADD	INF	TIM LOPES	Major League Rehab
224	8/2	ADD	LHP	TAYLOR GUILBEAU	Trade with Washington
225	8/7	DEL	INF	TIM LOPES	Reactivated from IL by SEATTLE
226	8/7	DEL	RHP	BRANDON BRENNAN	Reactivated from IL by SEATTLE
227	8/7	DEL	RHP	DAVID McKAY	Claimed off waivers by DETRIOT
228	8/7	DEL	OF	BILLY COOKE	Transferred to Short Season-A Everett
229	8/7	ADD	RHP	GERSON BAUTISTA	Optioned by SEATTLE
230	8/7	ADD	INF	CONNOR HOOVER	Transferred from Short Season-A Everett
231	8/9	DEL	C	JOSE LOBATON	Traded with LOS ANGELES-NL
232	8/9	ADD	C	JOE ODOM	Claimed off waivers from ATLANTA
233	8/10	DEL	OF	IAN MILLER	Trade with MINNESOTA
234	8/10	ADD	OF	AARON KNAPP	Transferred from Double-A Arkansas
235	8/12	ADD	OF	JAKE FRALEY	Activated from IL
236	8/12	ADD	INF	RYAN COURT	Optioned from SEATTLE
237	8/12	DEL	INF	CONNOR HOOVER	Transferred to Short Season-A Everett
238	8/12	DEL	INF	KEVIN SANTA	Transferred to Short Season-A Everett
239	8/15	DEL	LHP	TAYLOR GUILBEAU	Selected by SEATTLE
240	8/15	ADD	RHP	DAN ALTAVILLA	Major League Rehab
241	8/19	ADD	RHP	FELIX HERNANDEZ	Major League Rehab
242	8/19	ADD	OF	MITCH HANIGER	ML Rehab Transferred from Adv. A Modesto
243	8/20	DEL	OF	JAKE FRALEY	Promoted to SEATTLE
244	8/20	ADD	INF	KEVIN SANTA	Transferred from Short Season-A Everett

FRONT OFFICE

CHENEY STADIUM

COACHES/STAFF

2021 RAINIERS

2019 SEASON REVIEW

OPPONENTS

HISTORY & RECORDS

MEDIA & MISC.

2019 RAINIERS TRANSACTIONS (CONTINUED)

NO.	DATE	ACTION	POS	PLAYER	TRANSACTION	
245	8/21	ADD	OF	BRADEN BISHOP	ML Rehab Transferred from Adv. A Modesto	24
246	8/22	ADD	RHP	AUSTIN ADAMS	Major League Rehab	24
247	8/24	ADD	RHP	ZAC GROTZ	Optioned by SEATTLE	
248	8/25	DEL	RHP	FELIX HERNANDEZ	Activated from IL by SEATTLE	25
249	8/26	DEL	RHP	AUSTIN ADAMS	ML Rehab Transferred to Double-A Arkansas	
250	8/26	DEL	OF	MITCH HANIGER	Returned to SEATTLE from rehab assignment	25
251	8/28	ADD	RHP	BRANDON BRENNAN	Major League Rehab	25
252	8/30	ADD	INF	SHED LONG	Activated from IL	
253	8/30	DEL	INF	KEVIN SANTA	Reassigned	25
254	8/31	ADD	INF	KEVIN SANTA	Transferred to Tacoma	
255	8/31	DEL	INF	RYAN COURT	Recalled by SEATTLE	25
256	9/1	DEL	OF	BRADEN BISHOP	Reactivated from IL by SEATTLE	
257	9/1	DEL	RHP	DAN ALTAVILLA	Reactivated from IL by SEATTLE	
258	9/1	DEL	RHP	BRANDON BRENNAN	Reactivated from IL by SEATTLE	25

FRONT OFFICE

CHENEY STADIUM

COACHES/STAFF

2021 RAINIERS

2019 SEASON REVIEW

OPPONENTS

HISTORY & RECORDS

MEDIA & MISC.



OPPONENTS



ALBUQUERQUE ISOTOPES

RIO GRANDE CREDIT UNION FIELD AT ISOTOPES PARK
1601 AVENIDA CESAR CHAVEZ SE, ALBUQUERQUE, NM 87106

PRESIDENT: KEN YOUNG

FIELD MANAGER: WARREN SCHAEFFER

2019 RECORD, FINISH: 60-80, 3RD IN PACIFIC SOUTHERN DIVISION

OPENED:	CAPACITY:	LEFT:	CENTER:	RIGHT:
2003	13,000	340	428	340

TRIPLE-A AFFILIATE OF THE COLORADO ROCKIES (SINCE 2015)

Rainiers vs. Albuquerque

2019 vs. ABQ	9-7
2019 at ABQ	4-4
2019 at TAC	5-3
All-Time vs. ABQ	253-268-1

Last Series Sweep

by TAC	April 15-17, 2017	(3-Game Series at ABQ)
by ABQ	May 13-16, 2006	(4-Game Series at TAC)

2021 Schedule

at Albuquerque:
June 24-29

2021 Field Staff

Manager	Warren Schaeffer
Pitching Coach	Blaine Beatty
Hitting Coach	Tim Doherty
Coach	Cesar Galvez
Trainer	Hoshi Mizutani
Physical Perf. Coach ...	Phil Bailey

Series Results, Last 10 Years

Year	Home	Road	Total
2019	5-3	4-4	9-7
2018	4-4	5-3	9-7
2017	5-2	3-5	8-7
2016	5-3	4-4	9-7
2015	4-4	4-4	8-8
2014	3-5	6-2	9-7
2013	---	2-2	2-2
2012	1-3	---	1-3
2011	---	2-2	2-2
2010	3-1	---	3-1



EL PASO CHIHUAHUAS

SOUTHWEST UNIVERSITY PARK
123 W. MILLS, SUITE 300, EL PASO, TX 79901

PRESIDENT: ALAN LEDFORD

FIELD MANAGER: EDWIN RODRIGUEZ

2019 RECORD, FINISH: 80-60, 2ND IN PACIFIC SOUTHERN DIVISION

OPENED:	CAPACITY:	LEFT:	CENTER:	RIGHT:
2014	7,200	322	406	322

TRIPLE-A AFFILIATE OF THE SAN DIEGO PADRES (SINCE 2014)

Rainiers vs. El Paso

2019 vs. ELP	8-8
2019 at ELP	4-4
2019 at TAC	4-4
All-Time vs. ELP	45-51

Last Series Sweep

by TAC	Apr. 11-14, 2016	(3-Game series at TAC)
by ELP	June 13-16, 2017	(4-Game series at ELP)

2021 Schedule

at Tacoma:
May 6-11
at El Paso:
Sept. 16-21

2021 Field Staff

Manager	Edwin Rodriguez
Pitching Coach	Eric Junge
Hitting Coach	Doug Banks
Fielding Coach	Oscar Salazar
Trainer	Drew Garner
Assistant Trainer	Maritza Castro
Strength Coach	A.J. Russell

Entire Series Results

Year	Home	Road	Total
2019	4-4	4-4	8-8
2018	2-6	5-3	7-9
2017	5-3	2-6	7-9
2016	6-2	5-3	11-5
2015	3-5	5-3	8-8
2014	2-6	2-6	4-12



LAS VEGAS AVIATORS

LAS VEGAS BALLPARK

1650 S PAVILION CENTER DRIVE, LAS VEGAS, NV 89135

PRESIDENT: DON LOGAN

FIELD MANAGER: FRAN RIORDAN

2019 RECORD, FINISH: 83-57, 1ST IN PACIFIC SOUTHERN DIVISION

OPENED:	CAPACITY:	LEFT:	CENTER:	RIGHT:
2019	8,834	340	415	340

TRIPLE-A AFFILIATE OF THE OAKLAND ATHLETICS (SINCE 2019)

Rainiers vs. Las Vegas

2019 vs. LV	6-10
2019 at LV	4-4
2019 at TAC	2-6
All-Time vs. LV	274-267

Last Series Sweep

by TAC	April 25-28, 2013 (4-Game Series at LV)
by LV	Aug. 22-25, 2019 (4-Game Series at TAC)

2021 Schedule

at Tacoma:
Aug. 12-17
at Las Vegas:
June 17-22 & July 29-Aug. 3

2021 Field Staff

Manager Fran Riordan
Pitching Coach Rick Rodriguez
Hitting Coach Todd Steverson
Asst. Hitting Coach... Brian McArn
Trainer Shane Zdebiak
Asst. Trainer Jake Routhier
Strength Coach Omar Hamed

Series Results, Last 10 Years

Year	Home	Road	Total
2019	2-6	4-4	6-10
2018	4-3	3-5	7-8
2017	5-2	3-5	8-7
2016	4-4	2-6	6-10
2015	5-3	3-5	8-8
2014	6-2	2-6	8-8
2013	3-5	7-1	10-6
2012	4-4	3-5	7-9
2011	4-4	5-3	9-7
2010	4-4	5-3	9-7



OKLAHOMA CITY DODGERS

CHICKASAW BRICKTOWN BALLPARK

2 SOUTH MICKEY MANTLE DR. OKLAHOMA CITY, OK 73104

PRESIDENT: MICHAEL BYRNES

FIELD MANAGER: TRAVIS BARBARY

2019 RECORD, FINISH: 62-77, 4TH IN AMERICAN NORTHERN DIVISION

OPENED:	CAPACITY:	LEFT:	CENTER:	RIGHT:
1998	9,000	325	400	325

TRIPLE-A AFFILIATE OF THE LOS ANGELES DODGERS (SINCE 2015)

Rainiers vs. Oklahoma City

2019 vs. OKC	0-3
2019 at OKC	0-3
2019 at TAC	N/A
All-Time vs. OKC	77-78

Last Series Sweep

by TAC	June 21-24, 2014 (4-Game Series at TAC)
by OKC	Aug. 7-9, 2019 (3-Game Series at OKC)

2021 Schedule

N/A

2021 Field Staff

Manager Travis Barbary
Pitching Coach Jamey Wright
Hitting Coach Emmanuel Burriss
Bench Coach Bill Haselman
Bullpen Coach Justin DeFratus
Trainer Shawn McDermott
Asst. Trainer Chelsea Willette
Performance Coach Jeff Taylor

Series Results, Last 10 Years

Year	Home	Road	Total
2019	---	0-3	0-3
2018	---	1-2	1-2
2017	---	2-2	2-2
2016	2-2	---	2-2
2015	---	2-2	2-2
2014	4-0	---	4-0
2013	---	0-4	0-4
2012	3-1	---	3-1
2011	---	2-2	2-2
2010	1-2	---	1-2



RENO ACES

GREATER NEVADA FIELD
250 EVANS AVE., RENO, NV 89501

PRESIDENT: ERIC EDELSTEIN

FIELD MANAGER: BLAKE LALLI

2019 RECORD, FINISH: 66-74, 2ND IN PACIFIC NORTHERN DIVISION

OPENED:	CAPACITY:	LEFT:	CENTER:	RIGHT:
2009	9,154	338	424	340

TRIPLE-A AFFILIATE OF THE ARIZONA DIAMONDBACKS (SINCE 2009)

Rainiers vs. Reno

2019 vs. RNO	8-8
2019 at RNO	2-6
2019 at TAC	6-2
All-Time vs. RNO	66-109

Last Series Sweep

by TAC..... NONE

by RNO..... July 23-25, 2019
(3-Game Series at RNO)

2021 Schedule

at Tacoma:
July 1-6
at Reno:
May 27-June 1, Aug. 5-10, Sept. 2-7

2021 Field Staff

Manager..... Blake Lakki
Pitching Coach..... Jeff Bajenaru
Hitting Coach..... Rick Short
Coach..... Jorge Cortes
Trainer..... Michael Powell
Strength Coach. Derek Somerville

Entire Series Results

Year	Home	Road	Total
2019	6-2	2-6	8-8
2018	6-2	2-6	8-8
2017	4-4	2-5	6-9
2016	3-5	2-6	5-11
2015	4-4	3-5	7-9
2014	3-5	4-4	7-9
2013	3-5	3-5	6-10
2012	5-3	0-8	5-11
2011	2-6	2-6	4-12
2010	4-4	3-5	7-9



ROUND ROCK EXPRESS

DELL DIAMOND
3400 E. PALM VALLEY BLVD., ROUND ROCK, TX 78665

PRESIDENT: CHRIS ALMENDAREZ

FIELD MANAGER: KENNY HOLMBERG

2019 RECORD, FINISH: 84-56, 1ST IN AMERICAN SOUTHERN DIVISION

OPENED:	CAPACITY:	LEFT:	CENTER:	RIGHT:
2000	13,500	330	407	325

TRIPLE-A AFFILIATE OF THE TEXAS RANGERS (2011-18, SINCE 2021)

Rainiers vs. Round Rock

2019 vs. RR	2-2
2019 at RR	2-2
2019 at TAC	N/A
All-Time vs. RR	37-22

Last Series Sweep

by TAC..... Aug. 5-8, 2009
(4-Game Series at TAC)

by RR July 24-26, 2018
(3-Game Series at RR)

2020 Schedule

at Tacoma:
May 20-25

2021 Field Staff

Manager.....Kenny Holmberg
Pitching Coach.....Bill Simas
Hitting Coach..... Chase Lambin
Trainer..... Carlos Olivas
Strength Coach..... Wade Lamont

Series Results, Last 10 Years

Year	Home	Road	Total
2019	---	2-2	2-2
2018	---	0-3	0-3
2017	3-1	---	3-1
2016	---	2-2	2-2
2015	3-1	---	3-1
2014	---	2-2	2-2
2013	---	2-2	2-2
2012	3-1	---	3-1
2011	---	3-1	3-1
2010	3-1	---	3-1



SACRAMENTO RIVER CATS

SUTTER HEALTH PARK
400 BALLPARK DR., WEST SACRAMENTO, CA 95691

GENERAL MANAGER: JEFF SAVAGE

FIELD MANAGER: DAVE BRUNDAGE

2019 RECORD, FINISH: 73-67, 1ST IN PACIFIC NORTHERN DIVISION

OPENED:	CAPACITY:	LEFT:	CENTER:	RIGHT:
2000	14,014	330	403	325

TRIPLE-A AFFILIATE OF THE SAN FRANCISCO GIANTS (SINCE 2015)

Rainiers vs. Sacramento

2019 vs. SAC	4-12
2019 at SAC	2-6
2019 at TAC.....	2-6
All-Time vs. SAC.....	202-221

Last Series Sweep

by TAC.....	July 21-24, 2017	(4-Game Series at TAC)
by SAC.....	July 19-21, 2019	(3-Game Series at TAC)

2021 Schedule

at Tacoma:	June 10-15, July 22-27, Sept. 9-14
at Sacramento:	Aug. 19-24

2021 Field Staff

Manager	Dave Brundage
Pitching Coach	Garvin Alston
Hitting Coach.....	Damon Minor
Fundam. Coach..	Jolbert Cabrera
Trainer	David Getsoff
Trainer	Hiroki Sato

Series Results, Last 10 Years

Year	Home	Road	Total
2019	2-6	2-6	4-12
2018	4-4	5-3	9-7
2017	8-1	3-5	11-6
2016	3-5	5-3	8-8
2015	1-7	4-4	5-11
2014	5-3	3-5	8-8
2013	5-3	5-3	10-6
2012	2-6	5-3	7-9
2011	1-7	5-3	6-10
2010	4-4	4-4	8-8



SALT LAKE BEES

SMITH'S BALLPARK
77 WEST 1300 SOUTH, SALT LAKE CITY, UT 84115

GENERAL MANAGER: MARC AMICONE

FIELD MANAGER: LOU MARSON

2019 RECORD, FINISH: 60-79, 3RD IN PACIFIC SOUTHERN DIVISION

OPENED:	CAPACITY:	LEFT:	CENTER:	RIGHT:
1994	14,511	345	420	315

TRIPLE-A AFFILIATE OF THE LOS ANGELES ANGELS (SINCE 2001)

Rainiers vs. Salt Lake

2019 vs. SL	8-7
2019 at SL.....	5-3
2019 at TAC.....	3-4
All-Time vs. SL.....	346-337-1

Last Series Sweep

by TAC.....	July 22-25, 2016	(4-Game Series at SL)
by SL.....	July 20-22, 2018	(3-Game Series at TAC)

2021 Schedule

at Tacoma:	June 3-8, July 15-20, Aug. 26-31
at Salt Lake:	May 13-18

2021 Field Staff

Manager	Lou Marson
Pitching Coach	Jairo Cuevas
Hitting Coach..	Brian Betancourth
Defensive Coach.....	Ray Olmedo
Trainer	Jonathan Fierro
Strength Coach.....	Adam Smith

Series Results, Last 10 Years

Year	Home	Road	Total
2019	3-4	5-3	8-7
2018	1-7	3-5	4-12
2017	3-5	3-5	6-10
2016	7-1	6-2	13-3
2015	2-6	3-5	5-11
2014	4-4	4-4	8-8
2013	3-5	4-4	7-9
2012	2-6	5-3	7-9
2011	4-4	3-5	7-9
2010	5-3	7-1	12-4



SUGAR LAND SKEETERS

CONSTELLATION FIELD

1 STADIUM DR. SUGAR LAND, TX 77498

PRESIDENT: CHRIS HILL

FIELD MANAGER: MICKEY STOREY

OPENED:	CAPACITY:	LEFT:	CENTER:	RIGHT:
2012	7,500	325	405	323

TRIPLE-A AFFILIATE OF THE HOUSTON ASTROS (SINCE 2021)

Rainiers vs. Sugar Land

2019 vs. SL	0-0
2019 at SL	0-0
2019 at TAC.....	0-0
All-Time vs. SL.....	0-0

Last Series Sweep

by TAC.....	N/A
by SUG.....	N/A

2021 Schedule

at Sugar Land:
July 8-13

2021 Field Staff

Manager.....Mickey Storey
Pitching Coach..... Erick Abreu
Hitting Coach..... Ben Rosenthal
Trainer.....John Gregorich
Trainers..... A.J. Smith
Strength Coach.....Hazel Wessin

Series Results

Year	Home	Road	Total
------	------	------	-------

FRONT
OFFICE

CHENEY
STADIUM

COACHES/STAFF

2021
RAINIERS

2019 SEASON
REVIEW

OPPONENTS

HISTORY &
RECORDS

MEDIA &
MISC.



HISTORY & RECORDS

GAYLORD PERRY
HOF: 1991
TACOMA: 1960-63

CAREER BATTING LEADERS

BATTING AVERAGE*

1) Brian Raabe.....	352
2) Lyman Bostock.....	342
3) Troy Neel.....	339
4) Willie Norwood.....	337
5) Brock Davis.....	334
6) Jim Holt.....	333
7) Carmen Fanzzone.....	327
8) Hosken Powell.....	326
9) Jesus Alou.....	324
10) Matt Mangini.....	321
11) Jimmy Sexton.....	318
12) Mitchell Page.....	316
13) Jesus Montero.....	315
14) Chris Taylor.....	313
T-15 Danny O'Connell.....	312
Luis Polonia.....	312
Aaron Holbert.....	312
18) Mike Adams.....	310
T-19 Francisco Matos.....	309
Jeremy Reed.....	309
Johan Limonta.....	309

*minimum 500 plate appearances

GAMES

1) Gil Garrido.....	691
2) Tom Kelly.....	536
T-3) Danny Goodwin.....	435
Bob Perry.....	435
5) Bill Hain.....	400
6) Bryan LaHair.....	399
7) Ron Witmeyer.....	398
8) Randy Bass.....	395
9) Rick Renick.....	386
10) Dick Phillips.....	375
11) Eric Fox.....	370
12) Jim Van Wyck.....	368
13) Dusty Rhodes.....	358
14) Larry Arndt.....	353
15) Stefen Romero.....	351
16) Bill Bathe.....	348
17) Thad Reece.....	343
18) Ron Johnson.....	340
19) Oswaldo Navarro.....	335
20) Jeff Clement.....	332

AT-BATS

1) Gil Garrido.....	2651
2) Tom Kelly.....	1666
3) Bryan LaHair.....	1527
4) Danny Goodwin.....	1520
5) Stefen Romero.....	1420
6) Bob Perry.....	1414
7) Ron Witmeyer.....	1413
8) Bill Hain.....	1388
9) Eric Fox.....	1372
10) Rick Renick.....	1345
11) Randy Bass.....	1303
12) Larry Arndt.....	1253
T-13) Jeff Clement.....	1245
Matt Tuiasosopo.....	1245
15) Bob Johnson.....	1240
16) Dick Phillips.....	1237
17) Mike Carp.....	1212
18) Ron Campbell.....	1195
19) Oswaldo Navarro.....	1145
20) Bill Bathe.....	1138

RUNS

1) Gil Garrido.....	338
2) Tom Kelly.....	329
3) Rick Renick.....	233
4) Matt Tuiasosopo.....	229
5) Bryan LaHair.....	226
6) Stefen Romero.....	224
7) Eric Fox.....	217
8) Randy Bass.....	216
9) Danny Goodwin.....	215
10) Bob Perry.....	210
11) Alex Liddi.....	206
12) Jeff Clement.....	204
13) Mike Carp.....	201
T-14) Kelvin Moore.....	187
Dick Phillips.....	187
16) Mike Wilson.....	187
17) Doug Jennings.....	186
18) Dan Rohrmeier.....	179
19) Raul Ibanez.....	178
20) Ron Witmeyer.....	176

HITS

1) Gil Garrido.....	663
2) Tom Kelly.....	461
3) Danny Goodwin.....	454
4) Bryan LaHair.....	433
5) Stefen Romero.....	424
6) Bob Perry.....	395
7) Eric Fox.....	385
8) Randy Bass.....	374
9) Rick Renick.....	358
10) Ron Witmeyer.....	355
11) Jeff Clement.....	353
12) Dick Phillips.....	338
T-13) Bill Hain.....	337
Rob Johnson.....	337
15) Larry Arndt.....	336
16) Mike Carp.....	334
17) Matt Tuiasosopo.....	317
18) Andy Sheets.....	315
19) Raul Ibanez.....	314
20) Doug Jennings.....	313

TOTAL BASES

1) Gil Garrido.....	782
2) Danny Goodwin.....	754
3) Bryan LaHair.....	738
4) Tom Kelly.....	731
5) Stefen Romero.....	730
6) Bob Perry.....	647
7) Randy Bass.....	645
8) Rick Renick.....	641
9) Jeff Clement.....	616
10) Mike Carp.....	603
11) Dan Rohrmeier.....	565
12) Eric Fox.....	555
13) Kelvin Moore.....	550
14) Bill Hain.....	545
15) Matt Tuiasosopo.....	535
16) Alex Liddi.....	517
17) Ron Witmeyer.....	514
T-18) Raul Ibanez.....	501
Carlos Peguero.....	501
20) Dick Phillips.....	495

DOUBLES

1) Bryan LaHair.....	110
2) Jeff Clement.....	95
3) Dan Rohrmeier.....	94
4) Stefen Romero.....	91
5) Brad Seitzer.....	79
6) Danny Goodwin.....	78
7) Matt Tuiasosopo.....	73
T-8) Dann Howitt.....	72
Doug Jennings.....	72
Chad Alexander.....	72
Juan Thomas.....	72
Rob Johnson.....	72
T-13) Andy Sheets.....	68
Mike Morse.....	68
15) Ron Witmeyer.....	67
16) Eric Fox.....	65
T-17) Raul Ibanez.....	64
Mike Carp.....	64
19) Billy Bathe.....	63
T-20) Tom Kelly.....	62
Prentice Redman.....	62

TRIPLES

1) Gil Garrido.....	24
2) Bob Perry.....	21
3) Eric Fox.....	18
4) Chris Taylor.....	17
5) Stefen Romero.....	16
T-6) Del Alston.....	15
Danny Goodwin.....	15
Ricky Peters.....	15
Kenny Kelly.....	15
T-10) Kevin Rhomberg.....	14
Andy Sheets.....	14
Kevin Ward.....	14
Rick Renick.....	14
T-14) Mike Adams.....	13
Marcos Armas.....	13
Jim Nettles.....	13
Tom Sain.....	13
T-18) Tom Romano.....	12
Gary Thurman.....	12
Randy Bass.....	12

HOME RUNS

1) Rick Renick.....	72
2) Mike Carp.....	67
3) Tom Kelly.....	66
T-4) Randy Bass.....	64
Danny Goodwin.....	64
6) Stefen Romero.....	61
7) Bryan LaHair.....	60
8) Dan Rohrmeier.....	58
9) Kelvin Moore.....	57
10) Carlos Peguero.....	53
T-11) Jeff Clement.....	52
Alex Liddi.....	52
T-13) Bob Perry.....	50
Mike Wilson.....	50
T-15) Dusty Rhodes.....	48
Danny Walton.....	48
17) Bill Hain.....	46
18) Dan Vogelbach.....	44
19) Adrian Garrett.....	43
20) Matt Tuiasosopo.....	43

CAREER BATTING LEADERS

RUNS BATTED IN

1) Danny Goodwin	301
2) Stefen Romero	274
3) Randy Bass	273
T-4) Tom Kelly	263
Bryan LaHair	263
6) Rick Renick	227
7) Bob Perry	225
8) Dan Rohrmeier	224
9) Jeff Clement	223
10) Mike Carp	221
11) Kelvin Moore	213
12) Matt Tuasosopo	206
13) Dick Phillips	198
14) Bill Hain	196
15) Ron Witmeyer	193
16) Carlos Peguero	184
17) Rob Nelson	182
18) Alex Liddi	177
T-19) Dusty Rhodes	175
Dan Vogelbach	175

WALKS

1) Tom Kelly	362
2) Randy Bass	294
3) Danny Goodwin	237
4) Gil Garrido	226
5) Dusty Rhodes	212
6) Rick Renick	197
7) Dan Vogelbach	195
8) Gary Jones	194
9) Matt Tuasosopo	190
10) Doug Jennings	189
11) Dick Phillips	184
12) Ricky Peters	183
13) Craig Kusick	173
14) Ron Witmeyer	170
15) Mike Adams	164
16) Bryan LaHair	162
17) Rob Nelson	159
18) Brad Seitzer	157
19) Jeff Clement	155
T-20) Bob Farley	154
Eric Fox	154

STRIKEOUTS


1) Bryan LaHair	378
2) Matt Tuasosopo	354
3) Carlos Peguero	341
4) Alex Liddi	331
5) Kelvin Moore	316
6) Rick Renick	308
7) Danny Goodwin	307
8) Bob Perry	306
9) Tom Kelly	297
10) Larry Arndt	277
11) Mike Carp	273
12) Bill Hain	269
13) Stefen Romero	267
14) Mike Wilson	265
15) Gil Garrido	255
16) Randy Bass	253
17) Jeff Clement	252
18) Rob Nelson	248
19) Juan Thomas	243
20) Andy Sheets	236

STOLEN BASES

1) Del Alston	92
2) Mike Davis	76
3) Ian Miller	75
4) Ricky Peters	72
5) Luis Polonia	71
6) Jamal Strong	70
7) Jimmy Sexton	65
8) Lance Blankenship	61
9) Keith Thrower	57
10) Jose Cardenal	56
11) Eric Fox	55
12) James Buccheri	54
13) Mike Woodard	49
T-14) Tom Romano	48
Charles Gipson	48
T-16) Gil Garrido	47
Scott Podsednik	47
18) Shin Soo Choo	46
19) Larry Arndt	45
20) Gary Jones	44



Raul Ibanez (1996-2000, 2004) ranks among the top 20 Tacoma franchise batting leaders in runs scored (178), hits (314), total bases (501), and doubles (64).



After four seasons in a Rainiers uniform, outfielder Stefen Romero cemented himself in the franchise record books, ranking among the top 20 Tacoma players in games (351), at-bats (1420), runs (224), hits (424), total bases (730), doubles (91), triples (16), home runs (61), and RBI (274).

CAREER PITCHING LEADERS

WINS

1) Ron Herbel	43
2) Mark Wiley	40
3) Steve Luebber	39
4) Eddie Bane	38
T-5) Gerry Thomas	36
Brian Sweeney	36
7) Mike Pazik	34
T-8) Juan Veintidos	30
Curt Young	30
T-10) Jim Hughes	28
Danny Rivas	28
Chris Seddon	28
T-13) Gaylord Perry	27
Ryan Franklin	27
T-15) Bill Hands	26
Eddie Fisher	26
Dick LeMay	26
Cha Seung Baek	26
19) Andy Baldwin	25
T-20) Bob Garibaldi	24
George Sherrod	24

GAMES

T-1) Bruce Walton	151
Scott Atchison	151
3) John Pregonzer	149
4) Cesar Jimenez	147
5) Len Church	146
6) Brian Sweeney	144
T-7) Ron Herbel	136
Logan Bawcom	136
9) Bert Bradley	131
T-10) Mark Wiley	128
Mike Raczka	128
Weston Weber	128
13) Dick LeMay	126
14) Ken Gill	122
15) George Sherrod	118
16) Tim Peek	117
17) Kevin Campbell	116
18) Ryan Franklin	109
T-19) Bill Hands	108
Rich Bordi	108

SHUTOUTS

1) Steve Luebber	8
T-2) Mike Pazik	6
Gaylord Perry	6
Bill Hands	6
T-5) Eddie Fisher	5
Ron Herbel	5
Larry McCall	5
Gerry Thomas	5
Juan Veintidos	5
T-10) Steve Baker	4
Eddie Bane	4
Joe Decker	4
Dick Estelle	4
Dave Goltz	4
Mark Wiley	4
Bill Butler	4
Frank Linzy	4
Georges Maranda	4
T-19) Several with	3

LOSSES

1) Ron Herbel	46
2) Tim Harikkala	35
3) Steve Luebber	34
4) Jim Hughes	33
T-5) Eddie Bane	32
Mark Wiley	32
7) Gerry Thomas	31
8) George Sherrod	30
T-9) Juan Veintidos	26
Brian Sweeney	26
T-11) Bob Garibaldi	25
Ryan Franklin	25
T-13) Rich Bordi	24
Danny Rivas	24
T-15) Scott Atchison	23
Andy Baldwin	23
T-17) Jim Constable	22
Dick LeMay	22
Dave Otto	22
Al Stanek	22
Mac Suzuki	22

GAMES STARTED

1) Ron Herbel	110
T-2) Eddie Bane	88
Gerry Thomas	88
4) Steve Luebber	86
5) Tim Harikkala	76
6) Jim Hughes	75
T-7) Juan Veintidos	71
Ryan Franklin	71
9) Brian Sweeney	66
T-10) Danny Rivas	65
Cha Seung Baek	65
T-12) Chris Seddon	64
Andrew Carraway	64
T-14) Bob Garibaldi	62
Mike Pazik	62
16) Mark Wiley	60
17) Andy Baldwin	58
18) Curt Young	56
T-19) Al Stanek	54
Joe Slusarski	54

SAVES

1) Jim Corsi	36
2) Bruce Walton	35
3) Todd Williams	33
4) Logan Bawcom	29
T-5) Joe Bitker	27
Dick LeMay	27
Sandy Wihtol	27
T-8) Steve Gajkowski	26
Tom Johnson	26
Randy Messenger	26
11) Kevin Gryboski	24
T-12) Ken Gill	23
Jon Huber	23
T-14) Bert Bradley	22
Dave Leiper	22
Masao Kida	22
17) George Sherrill	20
T-18) Bobby Cuellar	19
Scott Patterson	19
Blake Parker	19

EARLY RUN AVERAGE*

1) Tom Johnson	2.29
2) Brian Snyder	2.43
3) Dom Zanni	2.49
4) Gaylord Perry	2.50
5) Archie Reynolds	2.58
6) Kevin Campbell	2.70
7) Joe Decker	2.71
8) Carl Shelen	2.75
9) Chuck Hartenstein	2.82
10) Billy Connors	2.84
11) Tom Brennan	2.85
T-12) John Pregonzer	2.86
Dave Von Ohlen	2.86
14) Frank Linzy	2.91
15) Bob Tiefenauer	2.96
16) Jorge Campillo	2.97
17) Bruce Walton	2.99
18) Jim Colborn	3.03
19) Roy Thomas	3.05
20) Roger Slagle	3.07

*minimum 150 innings pitched

COMPLETE GAMES

1) Steve Luebber	37
2) Ron Herbel	36
3) Mike Pazik	33
4) Eddie Bane	31
T-5) Gerry Thomas	30
Mark Wiley	30
T-7) Eddie Fisher	25
Jim Hughes	25
T-9) Bob Garibaldi	23
Gaylord Perry	23
11) Juan Veintidos	20
T-12) Rich Bordi	18
Larry McCall	18
T-14) Jim Colborn	16
Danny Rivas	16
Al Stanek	16
T-17) Steve Baker	15
Billy Connors	15
19) Dick LeMay	14
20) Joe Decker	13

INNINGS PITCHED

1) Ron Herbel	749.0
2) Steve Luebber	607.0
3) Gerry Thomas	591.0
4) Eddie Bane	582.0
5) Brian Sweeney	528.2
6) Ryan Franklin	521.1
7) Jim Hughes	510.0
8) Mark Wiley	504.0
9) Juan Veintidos	482.0
10) Tim Harikkala	475.0
11) George Sherrod	464.0
12) Mike Pazik	444.0
13) Bob Garibaldi	437.0
14) Danny Rivas	434.0
15) Andy Baldwin	417.0
16) Dick LeMay	411.0
17) Rich Bordi	407.1
18) Scott Atchison	391.1
19) Gaylord Perry	385.0
20) Chris Seddon	382.0

CAREER PITCHING LEADERS

HITS

1) Ron Herbel	742
2) Eddie Bane	614
3) Steve Luebber	592
4) Tim Harikkala	589
5) Brian Sweeney	572
6) Mark Wiley	560
7) Jim Hughes	553
8) Gerry Thomas	546
9) Ryan Franklin	536
10) George Sherrod	482
11) Andy Baldwin	474
12) Juan Veintidos	471
13) Bob Garibaldi	440
14) Chris Seddon	415
15) Danny Rivas	405
16) Andrew Carraway	404
17) Rich Bordi	401
T-18) Mike Pazik	398
Cha Seung Baek	398
20) Scott Atchison	392

HOME RUNS

1) Ryan Franklin	74
2) Brian Sweeney	64
3) Jim Hughes	63
4) Eddie Bane	58
5) Gerry Thomas	54
6) Ron Herbel	53
7) Forrest Snow	50
8) Andy Baldwin	47
T-9) Juan Veintidos	46
Bob Garibaldi	46
Andrew Carraway	46
12) Craig Anderson	45
T-13) Steve Luebber	44
Cha Seung Baek	44
Chris Seddon	44
16) Mike Pazik	43
17) Tim Harikkala	42
T-18) Al Stanek	41
Blake Beavan	41
20) Keith Atherton	40

WILD PITCHES

1) Steve Luebber	34
T-2) Dave Otto	26
Forrest Snow	26
T-4) Reggie Harris	25
Jim Hughes	25
Andrew Carraway	25
T-7) Mark Wiley	24
Jim Gideon	24
T-9) Danny Fife	23
Stan Kyles	23
Danny Rivas	23
Chris Seddon	23
Brian Sweeney	23
T-14) Ron Herbel	22
Juan Veintidos	22
16) Tom Dozier	21
T-17) Bob Garibaldi	20
Bill Hands	20
Cesar Jimenez	20
James Paxton	20

RUNS

1) Ron Herbel	368
2) Eddie Bane	345
3) Jim Hughes	316
4) Tim Harikkala	301
5) Steve Luebber	295
6) Ryan Franklin	289
7) Juan Veintidos	287
8) Brian Sweeney	278
9) Gerry Thomas	271
10) Mark Wiley	269
11) Andy Baldwin	260
12) Chris Seddon	227
13) Andrew Carraway	225
14) Bob Garibaldi	219
15) George Sherrod	218
16) Mike Pazik	217
17) Danny Rivas	208
18) Rich Bordi	205
19) Johnny Guzman	204
20) Cha Seung Baek	198

WALKS


1) Juan Veintidos	337
2) Steve Luebber	259
3) Eddie Bane	253
4) Jim Hughes	243
5) Ron Herbel	232
6) Gerry Thomas	225
7) Danny Rivas	203
8) Mike Pazik	193
9) Al Stanek	179
10) Reggie Harris	175
11) Tim Harikkala	166
12) Mark Wiley	154
13) Chris Seddon	152
14) Weston Weber	151
15) Joe Law	149
T-16) Danny Fife	146
Mac Suzuki	146
18) Reese Lambert	145
19) Tom Dozier	142
20) Tim Birtsas	139

EARNED RUNS

1) Ron Herbel	299
2) Tim Harikkala	266
3) Jim Hughes	263
4) Eddie Bane	262
5) Juan Veintidos	251
6) Steve Luebber	250
7) Ryan Franklin	248
8) Brian Sweeney	243
9) Gerry Thomas	241
10) Andy Baldwin	219
11) Chris Seddon	208
12) Mark Wiley	206
13) Andrew Carraway	203
14) Bob Garibaldi	194
15) Mike Pazik	189
16) Danny Rivas	185
17) George Sherrod	181
18) Scott Atchison	178
19) Forrest Snow	177
20) Cha Seung Baek	175

STRIKEOUTS

1) Ron Herbel	443
2) Steve Luebber	431
3) Brian Sweeney	403
4) Ryan Franklin	388
5) Gerry Thomas	354
6) Scott Atchison	345
7) Eddie Bane	333
8) Tim Harikkala	318
9) Bob Garibaldi	315
10) Juan Veintidos	310
11) Bill Hands	308
12) Forrest Snow	305
13) Al Stanek	303
T-14) Dick Estelle	284
Mark Wiley	284
16) Jim Hughes	279
17) Andy Baldwin	277
18) Mike Pazik	275
19) Danny Rivas	273
20) Chris Seddon	264



Major League Baseball Hall-of-Famer Gaylord Perry (1960-63) ranks among Tacoma's top 20 franchise pitching leaders in wins (27), ERA (2.50), complete games (23), shutouts (6) and innings pitched (385.0).

SINGLE-SEASON BATTING LEADERS

AVERAGE

Montero, Jesus.....2015.....355
Raabe, Brian.....1997.....352
Neel, Troy.....1992.....351
Gray, Gary.....1980.....335
Bostock, Lyman.....1974.....333
Holt, Jim.....1972.....333
Davis, Brock.....1970.....332
Moore, Kelvin.....1981.....327
Fanzone, Carmen.....1971.....327
Powell, Hosken.....1977.....326

GAMES

Alou, Jesus.....1963.....158
Garrido, Gil.....1963.....154
Garrido, Gil.....1962.....153
Alou, Matty.....1960.....150
Garrido, Gil.....1961.....148
Littleton, Larry.....1980.....148
Jones, Clarence.....1968.....146
Kusick, Craig.....1973.....144
Phillips, Dick.....1961.....144
O'Connell, Danny.....1960.....143
Dietz, Dick.....1964.....143

AT-BATS

Alou, Jesus.....1963.....648
Garrido, Gil.....1963.....640
Alou, Matty.....1960.....627
Garrido, Gil.....1962.....607
Reed, Jeremy.....2007.....564
Garrido, Gil.....1961.....563
Liddi, Alex.....2011.....559
Nettles, Jim.....1973.....553
LaHair, Bryan.....2007.....552
Polonia, Luis.....1986.....549

RUNS

Liddi, Alex.....2011.....121
Powell, Hosken.....1977.....107
Alou, Jesus.....1963.....102
Kusick, Craig.....1973.....102
Jones, Gary.....1987.....102
Raabe, Brian.....1997.....101
Jennings, Doug.....1989.....99
Lydy, Scott.....1994.....98
Polonia, Luis.....1986.....98
Three tied with.....97

HITS

Alou, Jesus.....1963.....210
Alou, Matty.....1960.....192
Raabe, Brian.....1997.....191
Garrido, Gil.....1963.....170
Reed, Jeremy.....2007.....169
Moore, Kelvin.....1981.....166
Davis, Brock.....1970.....166
Polonia, Luis.....1986.....165
Garrison, Webster.....1993.....165
Jose, Felix.....1988.....161
Holt, Jim.....1972.....161

RUNS BATTED IN

Rohrmeier, Dan.....1997.....120
Garrett, Adrian.....1971.....119
Bass, Randy.....1977.....117
Gorinski, Bob.....1976.....110
Moore, Kelvin.....1981.....109
Walton, Danny.....1974.....109
Nelson, Rob.....1986.....108
Fanzone, Carmen.....1971.....106
Rohrmeier, Dan.....1998.....104
Kusick, Craig.....1973.....104
Liddi, Alex.....2011.....104

TOTAL BASES

Garrett, Adrian.....1971.....292
Moore, Kelvin.....1981.....291
Rohrmeier, Dan.....1997.....290
Alou, Matty.....1960.....289
Alou, Jesus.....1963.....283
Walton, Danny.....1974.....277
Fanzone, Carmen.....1971.....277
Raabe, Brian.....1997.....276
Rohrmeier, Dan.....1998.....275
Liddi, Alex.....2011.....273

DOUBLES

Rohrmeier, Dan.....1998.....51
LaHair, Bryan.....2007.....46
Alexander, Chad.....2001.....45
Rohrmeier, Dan.....1997.....43
Betts, Todd.....2001.....40
Thomas, Juan.....2001.....39
Alou, Matty.....1960.....39
Neill, Mike.....2000.....38
Diaz, Victor.....2008.....38
Lydy, Scott.....1994.....37
Reed, Jeremy.....2007.....37
Romero, Stefan.....2015.....37

TRIPLES

Ward, Kevin.....1990.....14
Rhomberg, Kevin.....1980.....14
Thurman, Gary.....1995.....12
Abbott, Kurt.....1993.....11
Coggins, Frank.....1971.....10
Sain, Tom.....1977.....10
Kelly, Kenny.....2002.....10
Six tied with.....9

HOME RUNS

Garrett, Adrian.....1971.....43
Walton, Danny.....1974.....35
Rohrmeier, Dan.....1997.....33
Halman, Greg.....2010.....33
Moore, Kelvin.....1981.....31
Liddi, Alex.....2011.....30
Zapp, AJ.....2004.....29
Carp, Mike.....2010.....29
Fanzone, Carmen.....1971.....28
Gorinski, Bob.....1976.....28

STRIKEOUTS

Zapp, AJ.....2004.....184
Liddi, Alex.....2011.....170
Halman, Greg.....2010.....169
Peguero, Carlos.....2013.....156
Diaz, Victor.....2008.....149
Thomas, Juan.....2001.....141
Moore, Kelvin.....1981.....140
Howard, Steve.....1989.....135
Tenbrink, Nate.....2013.....135
Nelson, Rob.....1987.....133
Moore, Kelvin.....1982.....133

HIT BY PITCH

Jennings, Doug.....1989.....16
Raabe, Brian.....1997.....16
Santiago, Ramon.....2005.....15
Ward, Kevin.....1990.....14
Triunfel, Carlos.....2012.....13
Wathan, Dusty.....2000.....12
Horner, Jim.....2001.....12
Holbert, Aaron.....2002.....12
Tuissosopo, Matt.....2008.....12
Carp, Mike.....2009.....12

STOLEN BASES

Sexton, Jimmy.....1981.....56
McNealy, Rusty.....1983.....43
Alston, Del.....1979.....43
Cardenal, Jose.....1964.....40
Blankenship, Lance.....1988.....40
Davis, Mike.....1982.....40
Thrower, Keith.....1985.....40
Rhomberg, Kevin.....1980.....37
Romano, Tom.....1984.....37
James, Cleo.....1971.....37
Meyers, Chad.....2003.....37

INTENTIONAL WALKS

Garrett, Adrian.....1971.....16
Bass, Randy.....1977.....15
Holt, Jim.....1972.....13
Cage, Wayne.....1980.....12
Larker, Norm.....1964.....11
Neel, Troy.....1992.....11
Bass, Randy.....1976.....11
Jones, Clarence.....1968.....11
Boles, Carl.....1964.....10
Bobb, Randy.....1969.....10

WALKS

Jones, Gary.....1987.....123
Malooof, Jack.....1976.....116
Bass, Randy.....1977.....114
Bass, Randy.....1976.....107
Kusick, Craig.....1973.....103
Nelson, Rob.....1987.....97
Blankenship, Lance.....1988.....96
Phillips, Dick.....1961.....94
Adams, Mike.....1972.....93
Jennings, Doug.....1989.....93

SINGLE-SEASON PITCHING LEADERS**WINS**

Hands, Bill.....	1965.....	17
Fisher, Eddie.....	1960.....	17
Thomas, Gerry.....	1963.....	16
Herbel, Ron.....	1961.....	16
Perry, Gaylord.....	1961.....	16
Clark, Bryan.....	1989.....	15
Wiley, Mark.....	1976.....	15
Bane, Eddie.....	1975.....	15
Rodriguez, Roberto.....	1971.....	15
Seven tied with.....		14

LOSSES

Herbel, Ron.....	1963.....	18
Harris, Reggie.....	1992.....	16
Wiley, Mark.....	1976.....	15
Rivas, Danny.....	1962.....	15
Choate, Don.....	1960.....	15
Colton, Larry.....	1970.....	14
Fife, Danny.....	1973.....	14
Lambert, Reese.....	1988.....	14
Clark, Bryan.....	1963.....	14
Herbel, Ron.....	1962.....	14
Jaeckel, Paul.....	1966.....	14

EARNED RUN AVERAGE*

Codirolì, Chris.....	1982.....	1.90
Hands, Bill.....	1965.....	2.19
Colborn, Jim.....	1969.....	2.28
Reynolds, Archie.....	1969.....	2.32
Stark, Denny.....	2001.....	2.37
Luebber, Steve.....	1975.....	2.39
Zanni, Dom.....	1960.....	2.44
Baker, Steve.....	1982.....	2.48
Perry, Gaylord.....	1962.....	2.48
Brennan, Tom.....	1980.....	2.49

* minimum 0.8 IP/team game played

GAMES

Gill, Ken.....	1972.....	70
Hands, Bill.....	1964.....	68
Bradley, Bert.....	1983.....	65
Peek, Tim.....	1993.....	60
Hensley, Chuck.....	1983.....	59
Gryboski, Kevin.....	2001.....	58
Daviault, Ray.....	1961.....	58
Peek, Tim.....	1992.....	57
Tiefenthaler, Verle.....	1961.....	56
Saunders, Dennis.....	1972.....	56
Wiley, Mark.....	1974.....	56
Kaye, Justin.....	2001.....	56

GAMES STARTED

Thomas, Gerry.....	1962.....	34
Thomas, Gerry.....	1963.....	33
Fisher, Eddie.....	1960.....	32
Stanek, Al.....	1964.....	32
Herbel, Ron.....	1963.....	32
Wiley, Mark.....	1976.....	31
Maranda, Georges.....	1961.....	31
Bane, Eddie.....	1975.....	31
Luebber, Steve.....	1972.....	31
Four tied with.....		30

EARNED RUNS

Colton, Larry.....	1970.....	104
Seddon, Chris.....	2011.....	104
French, Luke.....	2011.....	102
Atherton, Keith.....	1982.....	97
Allison, Dana.....	1994.....	97
Hughes, Jim.....	1974.....	96
Swiacki, Bill.....	1982.....	95
Harris, Reggie.....	1992.....	95
Luebber, Steve.....	1977.....	92
Four tied with.....		91

SHUTOUTS

Hands, Bill.....	1965.....	6
Luebber, Steve.....	1972.....	5
Fisher, Eddie.....	1960.....	4
Perry, Gaylord.....	1961.....	4
Linzy, Frank.....	1964.....	4
McCall, Larry.....	1978.....	4
Maranda, Georges.....	1961.....	4
14 tied with.....		3

SAVES

Williams, Todd.....	2000.....	32
Bitker, Joe.....	1990.....	26
Messenger, Randy.....	2009.....	25
Gajkowski, Steve.....	1998.....	24
Gryboski, Kevin.....	2001.....	22
Kida, Masao.....	2005.....	22
Bawcom, Logan.....	2013.....	21
Walton, Bruce.....	1991.....	20
Parker, Blake.....	2016.....	19
Gill, Ken.....	1973.....	17

INNINGS PITCHED

Fisher, Eddie.....	1960.....	239.0
Herbel, Ron.....	1963.....	230.0
Thomas, Gerry.....	1963.....	229.0
Stanek, Al.....	1964.....	223.0
Colton, Larry.....	1970.....	221.0
Wiley, Mark.....	1976.....	219.0
Perry, Gaylord.....	1961.....	219.0
Thomas, Gerry.....	1962.....	216.0
Luebber, Steve.....	1972.....	215.0
Overton, Joe.....	1965.....	209.0

HITS

Wiley, Mark.....	1976.....	267
Fisher, Eddie.....	1960.....	229
Colton, Larry.....	1970.....	226
Thomas, Gerry.....	1963.....	220
Atherton, Keith.....	1982.....	214
Swiacki, Bill.....	1982.....	214
Herbel, Ron.....	1963.....	209
Perry, Gaylord.....	1961.....	208
Garibaldi, Bob.....	1963.....	205
Allison, Dana.....	1994.....	204
Harikkala, Tim.....	1996.....	204

RUNS

Bane, Eddie.....	1975.....	118
Wiley, Mark.....	1976.....	116
Colton, Larry.....	1970.....	116
French, Luke.....	2011.....	115
Swiacki, Bill.....	1982.....	111
Atherton, Keith.....	1982.....	108
Hughes, Jim.....	1974.....	108
Fife, Danny.....	1973.....	108
Harris, Reggie.....	1992.....	108
Seddon, Chris.....	2011.....	108

HOME RUNS

Hughes, Jim.....	1974.....	31
French, Luke.....	2011.....	30
Franklin, Ryan.....	2000.....	28
Anderson, Craig.....	2003.....	27
Atherton, Keith.....	1982.....	26
Ramsay, Rob.....	2001.....	26
Matos, Josue.....	2002.....	25
Cruceta, Francisco.....	2006.....	25
Colton, Larry.....	1970.....	24
Vossler, Dan.....	1974.....	24

WALKS

Belcher, Tim.....	1987.....	133
Berenguer, Juan.....	1979.....	129
Harris, Reggie.....	1992.....	117
Stanek, Al.....	1964.....	108
Rijo, Jose.....	1985.....	108
Veintidos, Juan.....	1976.....	107
Veintidos, Juan.....	1974.....	106
Young, Ray.....	1990.....	105
Hughes, Jim.....	1977.....	104
Veintidos, Juan.....	1975.....	97

STRIKEOUTS

Berenguer, Juan.....	1979.....	220
Stanek, Al.....	1964.....	220
Luebber, Steve.....	1972.....	199
Cruceta, Francisco.....	2006.....	185
Rijo, Jose.....	1985.....	179
Estelle, Dick.....	1964.....	167
Conroy, Tim.....	1985.....	166
Garibaldi, Bob.....	1963.....	160
Hands, Bill.....	1965.....	155
Rodriguez, Roberto.....	1971.....	153

WILD PITCHES

Harris, Reggie.....	1992.....	20
Otto, Dave.....	1989.....	18
Gideon, Jim.....	1976.....	18
Bethke, Rick.....	1976.....	18
Cruceta, Francisco.....	2006.....	18
Berenguer, Juan.....	1979.....	17
Colton, Larry.....	1970.....	17
Dozier, Tom.....	1987.....	17
Rivas, Danny.....	1962.....	15
Albury, Vic.....	1973.....	15

COMPLETE GAMES

Herbel, Ron.....	1963.....	17
Wiley, Mark.....	1976.....	16
Garibaldi, Bob.....	1963.....	16
Thomas, Gerry.....	1963.....	15
Fisher, Eddie.....	1960.....	15
Bordi, Rich.....	1981.....	15
Luebber, Steve.....	1975.....	15
Six tied with.....		12

INDIVIDUAL FRANCHISE BATTING LEADERS

HIGHEST BATTING AVERAGE, SEASON	355, Jesus Montero (2015)
MOST GAMES, SEASON.....	158, Jesus Alou (1963)
MOST AT-BATS, SEASON	648, Jesus Alou (1963)
MOST RUNS SCORED, SEASON	121, Alex Liddi (2011)
MOST HITS, SEASON	210, Jesus Alou (1963)
MOST CONSECUTIVE GAMES WITH A HIT.....	26, Rex Johnston (1965); Chad Akers (1999)
MOST EXTRA-BASE HITS, SEASON.....	80, Dan Rohrmeier (1997)
MOST DOUBLES, SEASON	51, Dan Rohrmeier (1998)
MOST TRIPLES, SEASON.....	14, Kevin Ward (1990); Kevin Rhomberg (1980)
MOST HOME RUNS, SEASON.....	43, Adrian Garrett (1971)
MOST HOME RUNS, SEASON, CHENEY STADIUM	19, Adrian Garrett (1971)
MOST HOME RUNS, GAME.....	4, Randy Bass (6/9/77 at Phoenix)
MOST HOME RUNS, INNING.....	2, Garry Smith (4/21/78 vs. Spokane); Roy Staiger (5/4/78 vs. San Jose)
MOST GRAND SLAMS, SEASON	3, Stefen Romero (2013)
MOST RUNS BATTED IN, SEASON	120, Dan Rohrmeier (1997)
MOST TOTAL BASES, SEASON.....	292, Adrian Garrett (1971)
MOST BASES ON BALLS, SEASON	123, Gary Jones (1987)
MOST BASES ON BALLS, GAME.....	5, Mike Bordick (5/24/91 vs. Portland); Ty Kelly (8/16/2013 vs. Col Springs)
MOST STRIKEOUTS, SEASON	184, AJ Zapp (2004)
MOST PLATE APPEARANCES/STRIKEOUT, SEASON	30.35, Brian Raabe (1997)
MOST STOLEN BASES, SEASON.....	56, Jimmy Sexton (1981)
MOST SACRIFICE HITS, SEASON.....	18, Gil Garrido (1961)
MOST SACRIFICE FLIES, SEASON.....	14, Aaron Pointer (1969)
MOST TIMES HIT BY PITCH, SEASON	16, Doug Jennings (1989); Brian Raabe (1997)

INDIVIDUAL FRANCHISE PITCHING LEADERS

MOST GAMES PITCHED, SEASON	70, Ken Gill (1972)
MOST GAMES PITCHED IN RELIEF, SEASON.....	65, Ken Gill (1972); Bert Bradley (1983)
MOST GAMES STARTED, SEASON	34, Gerry Thomas (1962)
MOST GAMES FINISHED, SEASON	52, John Pregenzer (1965)
MOST INNINGS PITCHED, SEASON	239.0, Eddie Fisher (1960)
HIGHEST WINNING PERCENTAGE, SEASON	1.000, Sherman Jones (10-0, 1960)
MOST GAMES WON, SEASON	17, Bill Hands (1965); Eddie Fisher (1960)
MOST GAMES LOST, SEASON.....	18, Ron Herbel (1963)
MOST SAVES, SEASON	32, Todd Williams (2000)
MOST COMPLETE GAMES, SEASON	17, Ron Herbel (1963)
MOST SHUTOUTS, SEASON	6, Bill Hands (1965)
MOST RUNS ALLOWED, SEASON.....	118, Eddie Bane (1975)
LOWEST EARNED RUN AVERAGE, SEASON	1.90, Chris Codioli (1982)
MOST EARNED RUNS ALLOWED, SEASON	104, Larry Colton (1970)
MOST HITS ALLOWED, SEASON	267, Mark Wiley (1976)
MOST HOME RUNS ALLOWED, SEASON	31, Jim Hughes (1974)
MOST STRIKEOUTS, SEASON	220, Juan Berenguer (1979); Al Stanek (1964)
MOST STRIKEOUTS, GAME	19, Burt Hooton (8/17/71 vs. Eugene)
MOST BASES ON BALLS, SEASON	133, Tim Belcher (1987)
MOST BASES ON BALLS, INNING	6, Dick Radatz (7/23/67 vs. Portland, Game 2, 3rd inning)
MOST CONSECUTIVE BASES ON BALLS, GAME.....	6, Dick Radatz (7/23/67 vs. Portland, Game 2, 3rd inning)
MOST HIT BATSMEN, SEASON.....	12, Ryan Franklin (2000); Robw Whalen (2018)
MOST WILD PITCHES, SEASON	20, Reggie Harris (1992)

TACOMA NO-HITTERS

PITCHED BY TACOMA

August 26, 1962	Dick LeMay vs. Vancouver (Game Two, 7.0 innings)
September 1, 1963	Gerry Thomas vs. Denver (Game Two, 7.0 innings)
June 22, 1964	Dick Estelle vs. Denver
May 11, 1965	Dick Estelle vs. Hawaii
June 21, 1975	Tom Norton vs. Hawaii
August 24, 1980	Larry McCall vs. Spokane (7.0 innings)
May 14, 1985	Tim Conroy vs. Tucson (Game One, 7.0 innings)
June 10, 1991	Pat Wernig vs. Vancouver
July 3, 2001	Brett Tomko at Oklahoma
July 7, 2001	John Halama vs. Calgary (Perfect Game)

PITCHED AGAINST TACOMA

August 14, 1962.....	Sam Ellis, San Diego
June 24, 1964	Jay Hook, Denver (pitched 9.0 innings of no-hit ball, allowed 2 hits in 10th)
August 18, 1968.....	Bo Belinsky, Hawaii
May 16, 1973.....	John D'Acquisto, Phoenix (7.0 innings)
June 13, 1981	George Stablein, Hawaii
August 20, 1983.....	Scott Garretts, Phoenix (7.0 innings)
June 12, 1984.....	Andrew Rincon, Hawaii (7.0 innings)
May 31, 1985	Frank Wills, Calgary (Game One, 7.0 innings)
May 1, 2001	Micah Bowie, Sacramento (Game Two, 7.0 innings)
May 14, 2002	Junior Herndon, Portland (Game Two, 7.0 innings)
June 12, 2003	Lindsay Gulin, at Las Vegas

INDIVIDUAL FRANCHISE FIELDING LEADERS

FIRST BASE

HIGHEST FIELDING %996, Jim Bowie (1994)
 MOST PUTOUTS 1312, Roe Skidmore (1969)
 MOST ASSISTS 121, Rob Nelson (1986)
 MOST ERRORS23, Craig Kusick (1973)
 MOST DOUBLE PLAYS 152, Ron Witmeyer (1992)

SECOND BASE

HIGHEST FIELDING %987, Mickey Lopez (2003)
 MOST PUTOUTS 366, Juan Bonilla (1980)
 MOST ASSISTS 422, Juan Bonilla (1980)
 MOST ERRORS22, Dave Oliver (1979)
 MOST DOUBLE PLAYS 110, Juan Bonilla (1980)

THIRD BASE

HIGHEST FIELDING %963, John Ward (1964)
 MOST PUTOUTS 109, Kevin Bell (1981)
 MOST ASSISTS 283, Kevin Bell (1981)
 MOST ERRORS 35, Carmen Fanzone (1971)
 MOST DOUBLE PLAYS33, Mike Champion (1980)

SHORTSTOP

HIGHEST FIELDING %979, Ramon Vazquez (2001)
 MOST PUTOUTS273, Gil Garrido (1962)
 MOST ASSISTS 483, Roger Metzger (1970)
 MOST ERRORS37, Roger Metzger (1970)
 MOST DOUBLE PLAYS95, Gil Garrido (1963)

OUTFIELD

HIGHEST FIELDING %997, Larry Littleton (1980)
 MOST PUTOUTS408, Matty Alou (1960)
 MOST ASSISTS 24, Shin-Soo Choo (2005)
 MOST ERRORS15, Mike Poepping (1975)
 MOST DOUBLE PLAYS10, Jim Dunegan (1969)

CATCHER

HIGHEST FIELDING %995, Bob Barton (1963)
 MOST PUTOUTS641, Larry Cox (1976)
 MOST ASSISTS104, Larry Cox (1976)
 MOST ERRORS23, Larry Cox (1976)
 MOST DOUBLE PLAYS15, Larry Cox (1976)
 MOST PASSED BALLS21, Rob Johnson (2008)

PITCHER

HIGHEST FIELDING % 1.000, Bryan Clark (1989, 53 chances)
 MOST PUTOUTS24, Frank Linzy (1964)
 MOST ASSISTS 44, Dick LeMay (1969); Bill Swiacki (1982); Reese Lambert, (1988)
 MOST ERRORS8, Ron Herbel (1962)
 MOST DOUBLE PLAYS7, Billy Connors, (1967)

GENERAL TEAM RECORDS

HIGHEST ATTENDANCE, SEASON 378,518 (2011)
 HIGHEST ATTENDANCE, GAME 12,720 (5/22/87 vs. Edmonton)
 MOST WINS, SEASON 97 (1961)
 FEWEST WINS, SEASON 45 (1970)
 MOST LOSSES, SEASON 98 (1970)
 FEWEST LOSSES, SEASON 57 (1961)
 HIGHEST WINNING PERCENTAGE, SEASON630 (1961)
 LOWEST WINNING PERCENTAGE, SEASON315 (1970)

SIMPSON KRAFT CHENEY STADIUM HALL OF FAME

INDUCTEE	FEAT(S)	YR INDUCTED
Jesus Alou	Star of 1963 T-Giants (.324-11-69), 15 MLB Seasons.	1998
Matty Alou	Hit first Cheney Stadium HR, career .309 hitter in 15 MLB seasons.	1994
Ben Cheney	Tacoma sportsman headed effort to build stadium in 1960.	1990
Red Davis	Managed T-Giants 1960-62. Managed first Tacoma PCL Champions (1961).	1996
Adrian Garrett	Hit Tacoma record 43 HRs in 1971, 272 career minor league HRs.	1993
Gil Garrido	Led PCL shortstops in fielding percentage 1961, 1962, 1963, 1964.	1992
Tom Haller	Hit three HRs in one game at Cheney, 12 seasons as MLB catcher.	1993
Ron Herbel	Record 43 Tacoma wins, Tacoma resident, 9 MLB seasons.	1992
Don Hill	Tacoma radio play-by-play announcer 1960-1984.	1993
Burt Hooton	Struck out 19 batters 8/17/71, posted 1.68 ERA in 1971, 15 MLB seasons.	1996
Clay Huntington	Civic leader helped bring the PCL to Tacoma in 1960, opening night MC.	1992
Tom Kelly	T-Twin 1972-75, 1977; managed two World Series Champions (1987, 1991)	1993
Juan Marichal	Pitched shutout in first Tacoma PCL win, 243 MLB wins, Hall of Fame.	1991
Stan Naccarato	Tacoma General Manager 20 years, put together ownership group in 1971.	1994
Gaylord Perry	Tacoma Giant 1960-63, 314 MLB wins, 2 Cy Young Awards, Hall of Fame.	1991
Dick Phillips	Only Tacoma player to win PCL Most Valuable Player (1961).	1992
Dusty Rhodes	1954 World Series MVP finished career with T-Giants 1960-62.	1991

YEAR-BY YEAR RECORDS VS. PCL OPPONENTS (1960-79)

Albuquerque	1960	1961	1962	1963	1964	1965	1966	1967	1968	1969	1970	1971	1972	1973	1974	1975	1976	1977	1978	1979
Arkansas					3-3	3-5							3-13	8-4	4-8	8-4	6-6	12-8	8-4	5-7
Calgary																				
Colorado Springs																				
Dallas-Fort Worth				8-6	2-5															
Denver			10-4	5-3	2-5	5-3	4-4	4-4												
Edmonton																				
El Paso																				
Eugene									7-13	6-16	12-10	11-17	14-18							
Fresno																				
Hawaii	17-5	12-10	9-13	11-11	12-8	11-9	12-8	7-13	10-10	6-14	12-8	17-11	14-18	17-15	15-17	16-17	10-12	12-8	11-11	
Iowa																				
Indianapolis					5-3	7-1	3-5	3-5												
Las Vegas																				
Memphis																				
Nashville																				
New Orleans																				
Oklahoma City				7-7	5-3	3-5	3-5	6-2												7-5
Ogden																				
Omaha																				
Phoenix						3-5	5-3	1-7	12-8	6-14	10-10	6-10	6-6	6-6	5-7	6-6	7-13	7-5	4-8	
Portland	11-11	16-6	10-12	10-12	8-14	13-7	9-11	6-14	11-9	16-6	9-13	10-9	12-16							
Reno																				
Round Rock																				
Sacramento	13-9														16-16	19-13	11-21			
Salt Lake City	11-11	10-12	13-9	9-5	3-5					9-8	10-10	8-8	8-4-1	6-4	7-5	8-4	12-8	7-2	7-5	
San Diego	10-12	16-6	11-11	6-8	8-14	5-3	2-6	5-3												
San Jose																				10-10
Seattle	12-10	13-9	13-9	13-9	11-11	7-13	6-14	11-9	8-12											
Spokane	9-13	15-7	12-10	7-15	12-10	9-11	10-10	6-14	11-11	3-19	14-8	10-22	19-13	15-15	21-11	10-11	11-9	10-12		
Tucson									16-4	6-14	10-10	8-8	5-7	7-4	4-8	8-4	7-13	8-4	7-5	
Tulsa							2-6	5-3	4-4											
Vancouver	15-7	10-12	10-12			9-11	10-10	9-11	12-8	14-8										14-6
TOTALS	81-73	97-57	81-73	79-79	73-82	75-72	63-85	73-75	65-83	86-60	45-98	78-65	65-83	65-79	75-66	73-69	76-69	68-75	80-57	74-73

YEAR-BY YEAR RECORDS VS. PCL OPPONENTS (1980-99)

	1980	1981	1982	1983	1984	1985	1986	1987	1988	1989	1990	1991	1992	1993	1994	1995	1996	1997	1998	1999	
Albuquerque	7-5	3-5	7-9	6-8	1984	1985	1986	1987	1988	1989	1990	1991	1992	1993	1994	1995	1996	1997	1998	1999	
Arkansas					11-5	4-11-1	8-8	7-9	4-12	10-6	7-8	3-5	4-4	5-11	3-12	9-7	7-8	9-7	4-4	8-0	
Calgary					6-10	10-6	7-9	7-9	8-8	6-10	8-8	12-14	9-17	9-7	8-8	6-10	7-9	12-4	11-5	7-9	
Colorado Springs									8-8	7-9	7-9	3-5	2-5	10-6	7-8	7-9	9-7	8-7	6-2	4-3	
Dallas-Fort Worth																					
Denver																					
Edmonton		15-7	12-4	8-8	8-8	9-7	8-8	11-5	7-9	8-8	7-9	12-12	13-13	9-7	6-10	11-5	8-8	10-6	7-9	7-7	
El Paso																					
Eugene																					
Fresno																				6-2	4-4
Hawaii																					
Iowa	9-13	9-12	10-6	7-9	6-10	8-8	7-9	10-6												4-4	3-5
Indianapolis																					
Las Vegas				6-11	5-8	7-9	6-10	6-10	6-10	8-8	10-6	4-4	2-6	11-5	7-9	11-5	7-9	9-6	5-3	6-2	
Memphis																			2-6	5-3	
Nashville																			4-4	2-5	
New Orleans																			3-5	4-4	
Oklahoma City																			4-4	5-3	
Ogden	4-8																				
Omaha																					
Phoenix	11-1	5-2	10-6	9-5	8-8	5-11	9-7	6-10	8-8	12-4	9-6	2-6	2-6	7-9	7-9	7-9	9-7	7-9			
Portland			12-10	9-7	8-8	10-6	8-7	10-6	9-7	7-9	6-10	12-12	8-18	7-8							
Reno																					
Round Rock																					
Sacramento																					
Salt Lake City																					
San Diego																					
San Jose	5-7	3-5	8-7	7-8	7-8										10-6	9-7	9-7	9-7	4-4	1-6	
Seattle																					
Spokane	12-10	11-11	10-6																		
Tucson	4-8	7-1	9-7	9-9	7-9	9-7	7-9	11-4	8-8	11-5	10-6	5-3	4-4	4-12	5-11	4-12	5-11	7-8	4-4	6-2	
Tulsa																					
Vancouver	9-13	13-8	9-7	5-11	7-9	10-6	7-9	10-6	5-11	8-7	11-5	10-12	12-14	7-9	8-8	4-12	8-7	4-12	8-8	5-11	
TOTALS	74-74	78-61	84-59	65-77	69-71	66-76	72-72	78-65	62-82	77-66	75-67	63-73	56-87	69-74	61-81	68-76	69-73	75-66	77-67	69-70	

FRONT OFFICE CHENEY STADIUM COACHES/STAFF 2021 RAINIERS 2019 SEASON REVIEW OPPONENTS HISTORY & RECORDS MEDIA & MISC.

YEAR-BY-YEAR RECORDS VS. PCL OPPONENTS (2000-20)

	2000	2001	2002	2003	2004	2005	2006	2007	2008	2009	2010	2011	2012	2013	2014	2015	2016	2017	2018	2019
Albuquerque	1-3			0-4	4-0	0-4	0-4	2-2	4-0	2-2	3-1	2-2	1-3	2-2	9-7	8-8	9-7	8-7	9-7	9-7
Arkansas																				
Calgary	6-10	10-6	8-5																	
Colorado Springs	4-0	4-4	5-3	1-3	3-1	6-10	11-5	7-9	6-10	8-8	7-9	8-8	4-12	11-5	2-2	2-2	4-0	1-3	2-2	
Dallas-Fort Worth																				
Denver																				
Edmonton	11-5	11-5	6-10	7-9	12-4									4-12	8-8	11-5	7-9	7-9	8-8	8-8
El Paso																				
Eugene																				
Fresno	9-6	6-2	5-3	9-7	8-8	9-7	9-7	8-8	10-6	10-6	7-9	8-8	7-9	8-8	9-7	10-6	9-7	4-12	7-9	9-7
Hawaii																				
Iowa	4-0	3-5	5-3	2-2	0-3	4-0	2-2	1-3	1-3	1-3	0-4	3-1	3-1	2-2	2-2	1-3	4-0	2-2	4-0	1-3
Indianapolis																				
Las Vegas	8-9	5-3	2-6	5-11	10-6	9-7	10-6	10-6	11-5	8-8	9-7	9-7	7-9	10-6	8-8	8-8	6-10	8-7	7-9	6-10
Memphis	1-3	6-2	3-5	3-1	3-1	3-1	2-2	3-1	2-2	3-1	0-4	2-2	2-2	2-2	2-2	2-2	2-2	1-3	1-2	1-2
Nashville	3-1	3-5	5-3	4-0	1-2	3-1	1-3	2-2	3-1	3-1	2-2	3-1	1-3	3-1	4-0	3-1	2-2	2-2	3-1	1-3
New Orleans	2-2	2-6	3-5	0-4	2-2	2-2	1-3	0-4	2-2	2-2	4-0	2-2	1-3	3-1	3-1	3-1	1-2-1	3-1	2-1	1-3
Oklahoma City	1-3	7-1	3-5	1-3	2-2	0-4	3-1	3-1	2-2	2-2	1-2	2-2	3-1	0-4	4-0	2-2	2-2	2-2	1-2	0-3
Ogden																				
Omaha	2-1	4-4	3-5	4-0	3-1	1-3	4-0	2-2	4-0	2-2	0-4	0-4	2-2	0-4	2-2	1-3	3-1	2-2	2-1	2-1
Phoenix																				
Portland																				
Reno	9-7	7-9	8-8	7-9	7-9	11-5	9-7	9-7	11-5	13-3	11-5									
Round Rock																				
Sacramento	7-9	5-3	4-4	6-10	6-10	8-8	8-8	7-9	9-7	7-9	8-8	6-10	7-9	10-6	8-8	5-11	8-8	11-6	9-7	4-12
Salt Lake City	6-10	3-5	3-5	7-9	10-6	11-5	8-8	5-11	5-11	6-10	12-4	7-9	7-9	7-9	8-8	5-11	13-3	6-10	4-12	8-7
San Antonio																				
San Diego																				
San Jose																				
Seattle																				
Spokane																				
Tucson	11-5	7-1	3-5	9-7	8-8	8-8	4-12	8-8	6-10			11-5	10-6	10-6						
Tulsa																				
Vancouver																				
TOTALS	76-67	85-59	65-76	66-78	79-63	80-64	74-70	68-76	80-64	74-70	74-69	70-74	63-81	76-68	74-70	68-76	81-62	66-76	66-73	61-78

ALL-TIME RECORDS VS. PCL OPPONENTS/TRIPLE-A WEST

	1960-65 GIANTS	1966-71 CUBS	1972-77 TWINS	1978 YANKEES	1979-80 TUGS/TIGERS	1981-94 TIGERS	1995- RAINIERS	TOTALS	PCT
Albuquerque			41-43	8-4	12-12	82-113-1	110-96	253-268-1	.485
Arkansas	6-8							6-8	.429
Calgary						82-98	67-58	149-156	.485
Colorado Springs						44-50	130-124	174-174	.500
Dallas-Fort Worth	10-11							10-11	.476
Denver	17-12	13-11						30-23	.566
Edmonton						133-115	90-68	223-183	.549
El Paso							45-51	45-51	.469
Eugene		25-39	25-35					50-74	.403
Fresno						57-60	171-148	171-148	.536
Hawaii	61-47-1	58-62	89-90	12-8	20-24			297-291-1	.505
Iowa							52-51	52-51	.505
Indianapolis	12-4	9-15				78-96	196-171	274-267	.525
Las Vegas								51-51	.506
Memphis							51-51	51-51	.500
Nashville							58-44	58-44	.569
New Orleans							46-56-1	46-56-1	.447
Oklahoma City	15-15	12-12			11-13		50-51	77-78	.497
Ogden								11-13	.458
Omaha							50-51	50-51	.495
Phoenix		37-47	36-48	7-5	15-9	99-97	23-25	217-231	.484
Portland	68-62	61-62	12-16	7-13	24-20	116-114	95-65	383-352	.521
Reno							66-109	66-109	.377
Round Rock							37-22	37-22	.627
Sacramento	13-9		46-50				143-162	202-221	.478
Salt Lake City	51-45	19-18	49-33-1	7-2	12-12	35-34	173-193	346-337-1	.506
San Antonio							1-2	1-2	.333
San Diego	56-54	10-14						66-68	.493
San Jose								16-16	.500
Seattle	69-61	25-35	10-10	6-6				94-96	.495
Spokane	64-66	53-73	75-72	11-9	22-22	21-17	121-118	246-259	.487
Tucson		32-28	39-44	8-4	11-13	106-95		317-302	.512
Tulsa		11-13						11-13	.458
Vancouver	44-42	45-37		14-6	21-22	122-122	29-50	275-279	.496
TOTALS	486-436-1	410-466	422-441-1	80-57	148-147	975-1011-1	1804-1776-1	4335-4324-4	.501

TACOMA YEAR-BY-YEAR (1960-2020)

Year	Team	Affiliation	Manager	W-L	PCT.	GB	Finish	Attendance
1960	Giants	San Francisco	Red Davis	81-73	.526	11 1/2	2nd	270,024
1961	Giants	San Francisco	Red Davis	97-57	.630	---	1st*	243,790
1962	Giants	San Francisco	Red Davis	81-73	.526	12 1/2	2nd	168,600
1963	Giants	San Francisco	Andy Gilbert	79-79	.500	19	3rd	146,050
1964	Giants	San Francisco	Charlie Fox	73-82	.471	16 1/2	5th	126,192
1965	Giants	San Francisco	Bill Werle	75-72	.510	5 1/2	5th	119,762
1966	Cubs	Chicago (NL)	Les Peden	63-85	.426	20	6th	104,719
1967	Cubs	Chicago (NL)	Whitey Lockman	73-75	.493	7	4th	132,699
1968	Cubs	Chicago (NL)	Whitey Lockman	65-83	.439	21 1/2	5th	79,897
1969	Cubs	Chicago (NL)	Whitey Lockman	86-60	.589	---	1st*	105,207
1970	Cubs	Chicago (NL)	Whitey Lockman	45-98	.315	47 1/2	8th	137,891
1971	Cubs	Chicago (NL)	Jim Marshall	78-65	.545	---	1st*	152,732
1972	Twins	Minnesota	Harry Warner	65-83	.439	14 1/2	3rd	180,209
1973	Twins	Minnesota	Kerby Ferrell	65-79	.451	16 1/2	3rd	182,553
1974	Twins	Minnesota	Cal Ermer	75-66	.532	2 1/2	2nd	165,313
1975	Twins	Minnesota	Cal Ermer	73-69	.514	14 1/2	2nd	197,583
1976	Twins	Minnesota	Cal Ermer	76-69	.524	1	2nd*	192,758
1977	Twins	Minnesota	Del Wilbur/Tom Kelly	68-75	.476	9 1/2	3rd	207,538
1978	Yankees	New York (AL)	Mike Ferraro	80-57	.584	---	1st*	211,030
1979	Tugs	Cleveland	Gene Dusan	34-37	.479	6 1/2	4th	181,443
				40-36	.526	2	2nd	
1980	Tigers	Cleveland	Gene Dusan	39-34	.534	5	3rd	244,083
				35-40	.467	8 1/2	4th	
1981	Tigers	Oakland	Ed Nottle	35-34	.507	1 1/2	3rd	191,738
				43-27	.614	---	1st*	
1982	Tigers	Oakland	Ed Nottle	42-28	.600	---	1st*	223,289
				42-31	.575	1 1/2	2nd	
1983	Tigers	Oakland	Bob Didier	37-35	.514	1	2nd	215,049
				28-42	.400	13	5th	
1984	Tigers	Oakland	Ed Nottle	29-41	.414	6	5th	203,821
				40-30	.571	1	2nd	
1985	Tigers	Oakland	Keith Liepmann	30-40	.429	7 1/2	4th	208,534
				36-36	.500	5 1/2	3rd	
1986	Tigers	Oakland	Keith Liepmann	32-40	.444	13	4th	247,098
				40-32	.566	3	2nd	
1987	Tigers	Oakland	Keith Liepmann	39-32	.549	---	1st*	305,916
				39-33	.542	7 1/2	2nd	
1988	Tigers	Oakland	Brad Fischer	31-41	.431	11 1/2	4th	280,168
				31-41	.431	12 1/2	5th	
1989	Tigers	Oakland	Brad Fischer	39-33	.542	2 1/2	2nd	313,007
				38-33	.535	4	2nd	
1990	Tigers	Oakland	Brad Fischer	43-27	.614	---	1st*	324,498
				32-40	.444	15	4th	
1991	Tigers	Oakland	Jeff Newman	33-37	.471	4 1/2	3rd	298,918
				30-36	.455	13 1/2	4th	
1992	Tigers	Oakland	Bob Boone	26-45	.366	17 1/2	5th	329,000
				30-42	.417	11	5th	
1993	Tigers	Oakland	Bob Boone	32-39	.451	10	5th	329,775
				37-35	.514	8	3rd	
1994	Tigers	Oakland	Casey Parsons	34-36	.479	4 1/2	4th	350,919
				27-45	.375	11 1/2	5th	
1995	Rainiers	Seattle	Steve Smith	37-35	.514	8	3rd	316,103
				31-41	.431	10	4th	
1996	Rainiers	Seattle	Dave Myers	40-32	.556	1/2	2nd	338,500
				29-41	.414	15	5th	
1997	Rainiers	Seattle	Dave Myers	35-35	.500	3 1/2	3rd	305,281
				40-31	.563	1/2	2nd	
1998	Rainiers	Seattle	Dave Myers	77-67	.535	4 1/2	2nd	337,623
1999	Rainiers	Seattle	Dave Myers	69-70	.496	13 1/2	2nd	271,026
2000	Rainiers	Seattle	Dave Myers	76-67	.531	14	2nd	265,702
2001	Rainiers	Seattle	Dan Rohn	85-59	.590	---	1st*	320,329
2002	Rainiers	Seattle	Dan Rohn	65-76	.461	16 1/2	4th	300,910
2003	Rainiers	Seattle	Dan Rohn	66-78	.458	8	4th	327,927
2004	Rainiers	Seattle	Dan Rohn	79-63	.556	4	2nd	310,680
2005	Rainiers	Seattle	Dan Rohn	80-64	.556	---	1st*	335,031
2006	Rainiers	Seattle	Dave Brundage	74-70	.514	7	2nd	313,031
2007	Rainiers	Seattle	Daren Brown	68-76	.472	6 1/2	3rd	345,538
2008	Rainiers	Seattle	Daren Brown	80-64	.556	4	2nd	327,871
2009	Rainiers	Seattle	Daren Brown	74-70	.514	---	1st*	352,450
2010	Rainiers	Seattle	Daren Brown/Jose Castro	74-69	.517	---	1st*	351,095
2011	Rainiers	Seattle	Daren Brown	70-74	.486	7	2nd	378,518
2012	Rainiers	Seattle	Daren Brown	61-83	.424	18	4th	352,032
2013	Rainiers	Seattle	Daren Brown/John Stearns	76-68	.528	2	2nd	320,080
2014	Rainiers	Seattle	Roy Howell	74-70	.514	7	3rd	305,446
2015	Rainiers	Seattle	Pat Listach	68-76	.472	16.5	4th	352,521
2016	Rainiers	Seattle	Pat Listach	81-62	.566	---	1st*	377,164
2017	Rainiers	Seattle	Pat Listach	66-76	.465	14	3rd	374,951
2018	Rainiers	Seattle	Pat Listach	66-73	.475	16	3rd	372,780
2019	Rainiers	Seattle	Daren Brown	61-78	.439	11 1/2	4th	347,348
2020	Rainiers	Seattle			DNP (COVID-19 pandemic)			

TOTAL RECORD: 4335-4324 (.501)

TOTAL ATTENDANCE: 15,671,738

FRONT OFFICE

CHENEY STADIUM

COACHES/STAFF

2021 RAINIERS

2019 SEASON REVIEW

OPPONENTS

HISTORY & RECORDS

MEDIA & MISC.

TACOMA POSTSEASON HISTORY

Since joining the Pacific Coast League in 1960, Tacoma has played for the league championship eight times, and won PCL titles five times - 1961, 1969, 1978, 2001, and 2010.

Tacoma was involved in the only two instances in which the league has declared "Co-Champions" in over 100 years of play (1978 and 2001). Tacoma reached the PCL Championship Series and lost three times - 1971, 1981, and 2005.

Each of the eight Tacoma teams to play for a PCL championship is recapped in this section.

TACOMA IN THE PACIFIC COAST LEAGUE PLAYOFFS

YEAR POSTSEASON RESULT

- 1961** Won Pacific Coast League Championship (no playoff)
1969: Won Pacific Coast League Championship (defeated Eugene, 3-2)
 1971: Lost League Championship to Salt Lake City (3-1)
 1976: Lost Western Division Playoff to Hawaii (1-0)
1978: Declared Co-Pacific Coast League Champions with Albuquerque (no playoff due to rain)
 1981: Defeated Hawaii in Northern Division Playoff (2-1), Lost to Albuquerque in Championship (3-0)
 1982: Lost to Spokane in Northern Division Playoff (2-1)
 1987: Lost to Calgary in Northern Division Playoff (3-2)
 1990: Lost to Edmonton in Northern Division Playoff (3-2)
2001: Defeated Sacramento in Pacific Conference Playoff (3-2), Declared Co-Pacific Coast League Champions with New Orleans
 2005: Defeated Sacramento in Pacific Conference Playoff (3-2), Lost to Nashville in Championship (3-0)
 2009: Lost to Sacramento in Pacific Conference Playoff (3-1)
2010: Defeated Sacramento in Pacific Conference Playoff (3-2), Defeated Memphis in Championship (3-0), lost to Columbus in Triple-A Championship Game (12-6)
 2016: Lost to El Paso in Pacific Conference Playoff (3-1)

THE 1961 GIANTS: TACOMA'S BEST TEAM

The greatest team in Tacoma's Pacific Coast League history, the 1961 Giants finished the season with a record of 97-57.

No playoffs were played in 1961 - the Giants were named league champions when they clinched the top spot in the league's one, eight-team division. The team eliminated second-place Vancouver on Labor Day while closing out a series in Hawaii - the club celebrated on the flight home.

The Giants were in third place with a 41-32 record before sweeping a July 4th home doubleheader from Vancouver - starting one of the hottest streaks in PCL history. The team went 57-10 over the next 67 games, including a believed-to-be-franchise-record 16-game winning streak.

The team was led by young pitching prospects Gaylord Perry (16-10, 2.55) and Ron Herbel (16-5, 3.57). Infielders Chuck Hiller and Dick Phillips were named to the league's post-season all-star team.

Phillips, who hit .264 with 16 home runs, 98 RBI, and 94 walks, was named the Pacific Coast League's Most Valuable Player - he remains the only Tacoma player to ever win the award.

The 1961 Tacoma Giants are typically included in any list of the greatest minor league teams of all-time. In his most recent Historical Baseball Abstract, author Bill James calls the 1961 Giants the "best Triple-A team of the 1960s," and one of the three best minor league teams of any classification that decade.

DICK PHILLIPS WINS 1961 PCL MOST VALUABLE PLAYER AWARD

Dick Phillips is the only Tacoma player to ever win a league MVP award. Phillips led the 1961 Tacoma Giants to a franchise-best 97-57 record, which gave Tacoma its first league championship. Phillips batted .264-16-98 while walking 94 times with only 55 strikeouts. He played every infield position and every outfield position.

THE 1969 CUBS: TACOMA CLAIMS PCL WITH COMEBACK OVER EUGENE

The 1969 Tacoma Cubs advanced to the PCL Championship series by winning the four-team Northern Division with a record of 86-60 – 14 games ahead of the nearest competitor.

The Cubs were slated to play the Southern Division champion Eugene Emeralds – a Philadelphia Phillies affiliate – in the best-of-five series for the league crown.

Eugene won the first two games at home. Larry Bowa hit a leadoff home run in the bottom of the first inning of Game One, helping the Emeralds cruise to a 6-1 decision. Game Two was a tense affair that saw the Emeralds win 5-4 on Scott Reid's leadoff home run in the bottom of the ninth inning.

The Cubs came home and won Game Three, 2-1, when Jim Dunegan snapped a 1-1 tie with a solo home run in the seventh inning. Game Four saw Cubs starting pitcher Archie Reynolds toss a complete-game, two-hit shutout to force a deciding fifth and final game, to be played in Eugene.

In Game Five, Tacoma scored single runs in the fourth and seventh innings, with Eugene errors factoring into each rally. Despite allowing a total of seven hits and two walks, four Tacoma pitchers combined to shutout the Emeralds. Jim Colborn worked five shutout innings to earn the win, and relief ace Dick LeMay pitched three perfect innings for the save.

Managed by White Lockman, the 1969 Cubs were the first Tacoma team to win a championship playoff series.

Eugene Emeralds 6, Tacoma Cubs 1 Game One - September 2, 1969

	1	2	3	4	5	6	7	8	9	R	H	E
Tacoma	0	0	0	0	0	0	0	0	1	1	7	2
Eugene	1	1	0	0	4	0	0	0	x	6	12	1

Tacoma	AB	R	H	RBI	Eugene	AB	R	H	RBI
Montreuil, 2B	3	0	1	0	Bowa, SS	4	1	1	1
Bladt, LF	4	0	0	0	Doyle, 2B	3	1	2	0
Pointer, CF	4	0	0	0	Hutto, RF	3	1	2	0
Skidmore, 1B	4	0	2	0	Emery, 1B	4	1	1	1
Dunegan, RF	4	1	2	0	Lis, LF	4	1	1	2
Bobb, C	4	0	2	1	Reid, CF	4	0	1	0
Lung, 3B	4	0	0	0	Buchek, 3B	4	1	2	0
Metzger, SS	4	0	0	0	Edwards, C	4	0	1	1
Reynolds, P	2	0	0	0	Wagner, P	4	0	1	0
Gura, P	0	0	0	0	Totals	34	6	12	5
Church, P	0	0	0	0					
McMath, PH	0	0	0	0					
Tiefenauer, P	0	0	0	0					
Pena, PH	1	0	0	0					
Totals	34	1	7	1					

BATTING

2B: Skidmore, Dunegan, Bobb, Edwards
HR: Bowa, Lis
SB: Doyle
LOB: Tacoma 8, Eugene 6.

FIELDING

E: Dunegan, Pointer, Bowa
DP: Tacoma 2

Tacoma	IP	H	R	ER	BB	SO
Reynolds (L, 0-1)	4.0	8	4	4	2	2
Gura	1.1	3	2	2	0	0
Church	1.2	0	0	0	0	3
Tiefenauer	2.0	1	0	0	0	1

Eugene	IP	H	R	ER	BB	SO
Wagner (W, 1-0)	9.0	7	1	1	2	5

T: 1:55 **Att:** 3,451

Eugene Emeralds 5, Tacoma Cubs 4 Game Two - September 3, 1969

	1	2	3	4	5	6	7	8	9	R	H	E
Tacoma	0	0	0	1	1	0	0	2	0	4	8	2
Eugene	0	1	0	2	0	0	0	1	0	1	5	7

Tacoma	AB	R	H	RBI	Eugene	AB	R	H	RBI
Montreuil, 2B	5	0	1	0	Bowa, SS	4	0	0	0
Bladt, LF	5	0	0	0	Doyle, 2B	4	0	0	0
Pointer, CF	2	2	1	0	Hutto, RF-1B	4	0	0	0
Skidmore, 1B	4	1	2	0	Emery, 1B	3	0	1	0
Dunegan, RF	4	0	1	2	Compton, PR	0	0	0	0
Bobb, C	4	0	2	1	Reams, RF	0	0	0	0
Lung, 3B	4	0	1	0	Lis, LF	3	2	1	0
Metzger, SS	3	1	0	0	Reid, CF	4	2	2	2
Colborn, P	1	0	0	0	Buchek, 3B	2	1	1	2
McMath, PH	1	0	0	0	Edwards, C	3	0	1	0
Sherrod, P	0	0	0	0	James, P	3	0	1	1
Pena, PH	1	0	0	0	Messery, P	0	0	0	0
LeMay, P	0	0	0	0	Totals	30	5	7	5
Totals	34	4	8	3					

None out when winning run scored.

BATTING

2B: Skidmore, James
3B: Reid
HR: Reid
SB: Pointer
SF: Buchek
LOB: Tacoma 7, Eugene 4

FIELDING

E: Lung, Pointer
DP: Eugene, 1

Tacoma	IP	H	R	ER	BB	SO
Colborn	4.0	3	3	2	2	2
Sherrod	2.0	0	0	0	0	1
LeMay (L, 0-1)	2.0	4	2	1	0	2

Eugene	IP	H	R	ER	BB	SO
James	7.2	8	4	4	2	6
Messery (W, 1-0)	1.1	0	0	0	1	0

HBP: By James (Pointer) **PB:** Bobb **WP:** James 3
T: 2:00 **Att:** 4,317

FRONT
OFFICE

CHENEY
STADIUM

COACHES/STAFF

2021
RAINIERS

2019 SEASON
REVIEW

OPPONENTS

HISTORY &
RECORDS

MEDIA &
MISC.

THE 1969 CUBS: TACOMA CLAIMS PCL WITH COMEBACK OVER EUGENE (CONTINUED)

Tacoma Cubs 2, Eugene Emeralds 1 Game Three - September 4, 1969

	1	2	3	4	5	6	7	8	9	R	H	E
Eugene	0	1	0	0	0	0	0	0	0	1	3	0
Tacoma	0	1	0	0	0	0	1	0	x	2	5	2

Eugene		AB	R	H	RBI	Tacoma	AB	R	H	RBI
Bowa, SS		4	0	0	0	Montreuil, 2B	4	0	1	0
Doyle, 2B		4	0	1	0	Bladt, LF	4	0	0	0
Hutto, RF		4	0	0	0	Pointer, CF	3	0	0	0
Emery, 1B		2	1	0	0	Skidmore, 1B	3	1	1	0
Lis, LF		4	0	1	0	Dunegan, RF	3	1	1	1
Reid, CF		2	0	1	0	Bobb, C	3	0	1	0
Buchek, 3B		4	0	0	0	Lung, 3B	3	0	0	1
Edwards, C		3	0	0	0	Metzger, SS	3	0	0	0
Lersch, P		3	0	0	0	Decker, P	2	0	1	0
Totals		30	1	3	0	LeMay, P	1	0	0	0
						Totals	29	2	5	2

BATTING

2B: Skidmore

HR: Dunegan

SB: Bladt, Montreuil

FIELDING

E: Metzger 2

Eugene	IP	H	R	ER	BB	SO
Lersch (L, 0-1)	8.0	5	2	2	0	9

Tacoma	IP	H	R	ER	BB	SO
Decker (W, 1-0)	7.2	3	1	1	5	8
LeMay (S, 1)	1.1	0	0	0	0	1

WP: Decker 2

T: 1:57 **Att:** 2,433

Tacoma Cubs 2, Eugene Emeralds 0 Game Four - September 5, 1969

	1	2	3	4	5	6	7	8	9	R	H	E
Eugene	0	0	0	0	0	0	0	0	0	2	8	0
Tacoma	2	0	0	0	0	0	0	x	2	2	2	2

Eugene		AB	R	H	RBI	Tacoma	AB	R	H	RBI
Bowa, SS		3	0	0	0	Montreuil, 2B	4	0	0	0
Doyle, 2B		4	0	0	0	Bladt, LF	4	1	3	0
Hutto, RF		4	0	1	0	Pointer, CF	2	1	1	0
Emery, 1B		3	0	0	0	Skidmore, 1B	4	0	0	0
Lis, LF		3	0	0	0	Dunegan, RF	3	0	1	0
Reid, CF		3	0	0	0	Bobb, C	3	0	1	2
Buchek, 3B		3	0	0	0	Lung, 3B	4	0	1	0
Edwards, C		3	0	1	0	Metzger, SS	3	0	1	0
Colton, P		0	0	0	0	Reynolds, P	3	0	0	0
Rounsville, P	2	0	0	0	0	Totals	30	2	8	2
Reams, PH	1	0	0	0	0					
Messery, P	0	0	0	0	0	Totals	29	0	2	0

BATTING

SB: Bladt, Dunegan

S: Pointer

LOB: Eugene 3, Tacoma 8

Eugene	IP	H	R	ER	BB	SO
Colton (L, 0-1)	0.2	2	2	2	2	0
Rounsville	6.1	5	0	0	0	3
Messery	1.0	1	0	0	1	0

Tacoma	IP	H	R	ER	BB	SO
Reynolds (W, 1-0)	9.0	2	0	0	1	6
T: 1:50						
Att: 3,852						

Tacoma Cubs 2, Eugene Emeralds 0 Game Five - September 6, 1969

	1	2	3	4	5	6	7	8	9	R	H	E
Tacoma	0	0	0	1	0	0	1	0	0	2	6	0
Eugene	0	0	0	0	0	0	0	0	0	0	7	3

Tacoma		AB	R	H	RBI	Eugene	AB	R	H	RBI
Montreuil, 2B		4	0	1	0	Bowa, SS	4	0	1	0
Bladt, LF		4	0	1	0	Doyle, 2B	4	0	0	0
Pointer, CF		3	0	0	0	Hutto, RF	4	0	1	0
Skidmore, 1B		4	1	1	0	Emery, 1B	4	0	2	0
Dunegan, RF		4	0	0	0	Lis, LF	3	0	0	0
Bobb, C		3	0	0	1	Reid, CF	3	0	1	0
Lung, 3B		3	1	1	0	Buchek, 3B	4	0	0	0
Metzger, SS		3	0	2	0	Edwards, C	4	0	0	0
Colborn, P		1	0	0	0	Wagner, P	2	2	0	0
Lemons, P		0	0	0	0	Coward, PH	1	0	0	0
Church, P		0	0	0	0	James, P	0	0	0	0
McMath, PH		1	0	0	0	Totals	33	0	7	0
LeMay, P		0	0	0	0					
Totals		30	2	6	1					

BATTING

2B: Montreuil, Lung, Emery

S: Colborn

SF: Bobb

LOB: Tacoma 5, Eugene 8

FIELDING

E: Hutto, Buchek, Lis

DP: Eugene, 2

Tacoma	IP	H	R	ER	BB	SO
Colborn (W, 1-0)	5.0	7	0	0	0	3
Lemons	0.1	0	0	0	1	0
Church	0.2	0	0	0	1	0
LeMay (S, 2)	3.0	0	0	0	0	2

Eugene	IP	H	R	ER	BB	SO
Wagner (L, 1-1)	7.0	6	2	0	2	4
James	2.0	0	0	0	0	4

FRONT OFFICE

CHENEY STADIUM

COACHES/STAFF

2021 RAINIERS

2019 SEASON REVIEW

OPPONENTS

HISTORY & RECORDS

MEDIA & MISC.

THE 1971 CUBS: SALT LAKE TOPS TACOMA IN FINAL

Just two seasons after winning the PCL title, the Tacoma Cubs returned to the Championship Series in 1971. This time, the Cubs fell to the Salt Lake Angels, three games to one.

Tacoma went 78-65 and won the four-team Northern Division by 6.5 games over second-place Portland. The Angels were winners in the Southern Division, going 78-68 to take the title by three games over Phoenix.

Host Salt Lake City trailed in the opener, 7-6, before erupting for seven runs in the bottom of the eighth inning on the way to a 13-7 win. It was considered an upset – the Angels scored ten runs off Tacoma ace Burt Hooton, who had set the PCL single-game strikeout record with a 19-K performance earlier in the season.

Tacoma starter Jim Colborn evened the series by tossing a complete-game, ten-inning gem in Game Two. Pat Bourque's ground-ball double down the first base line drove in the go-ahead run in the top of the tenth. Tacoma beat Salt Lake's Archie Reynolds – who helped Tacoma win the crown just two years prior.

The Angels used the long ball to take Games Three and Four – and the series – at Cheney Stadium. Salt Lake catcher Art Kusnyer launched a three-run shot off Tacoma starter Larry Gura in the first inning of the third game, helping Salt Lake to a 7-3 win. In Game Four, former Tacoma Cubs outfielder Greg Goossen did the damage with a three-run homer in the opening inning off the Cubs Roberto Rodriguez.

Tacoma played the series without slugger Adrian Garrett, who hit a franchise record 43 home runs during the regular season before being sold to Oakland on August 31. His replacement Bill McNulty went 7-for-14 with three home runs and seven RBI in the series.

Salt Lake City Angels 13, Tacoma Cubs 7 Game One - September 2, 1971

	1	2	3	4	5	6	7	8	9	R	H	E
Tacoma	0	1	0	1	5	0	0	0	0	7	9	1
Salt Lake	1	2	0	0	0	1	2	7	x	13	15	2

Tacoma	AB	R	H	RBI	Salt Lake	AB	R	H	RBI
Ortiz, CF	5	1	2	0	Feldman, RF	4	3	4	3
Coggins, 2B	5	0	1	1	Llenas, 3B	4	2	2	2
Blanco, LF	5	1	1	0	Silverio, CF	3	2	2	1
Bourque, 1B	3	3	1	1	Vinson, 1B	4	2	2	3
Fanzone, 3B	2	1	1	1	Goossen, LF	5	0	1	3
McNulty, RF	4	1	2	3	Parker, 2B	4	1	2	0
Breedon, C	3	0	1	1	Kusnyer, C	5	1	2	1
McFadden, SS	3	0	0	0	Oyler, SS	2	0	0	0
Hooton, P	4	0	0	0	Bennett, PH	1	0	0	0
Rodriguez, P	0	0	0	0	Engelhardt, P	0	0	0	0
Stephenson, P	0	0	0	0	Bigone, PH	0	1	0	0
Zahn, P	0	0	0	0	Lasher, P	0	0	0	0
Totals	34	7	9	7	Totals	36	13	15	13

BATTING

2B: Ortiz, Coggins, Blanco, Bourque, Llenas 2, Feldman 2, Silverio, Goossen

3B: Parker

HR: McNulty, Vinson

LOB: Tacoma 8, Salt Lake City 6

FIELDING

E: Ortiz, Parker, Oyler

DP: Tacoma 2, Salt Lake City 3

Tacoma	IP	H	R	ER	BB	SO
Hooton (L, 0-1)	7.1	14	10	3	10	3
Rodriguez	0.0	0	1	1	1	0
Stephenson	0.0	0	2	2	2	0
Zahn	0.2	1	0	0	0	1

Salt Lake	IP	H	R	ER	BB	SO
Lange	4.1	6	4	4	4	6
Cox	0.0	3	3	3	0	0
Shank	1.2	0	0	0	0	1
Engelhardt (W, 1-0)	2.0	0	0	0	1	3
Lasher	1.0	0	0	0	0	0

Tacoma Cubs 2, Salt Lake City Angels 1 Game Two - September 3, 1971

	1	2	3	4	5	6	7	8	9	10	R	H	E
Tacoma	0	1	0	0	0	0	0	0	0	1	2	8	1
Salt Lake	1	0	0	0	0	0	0	0	0	0	1	5	1

Tacoma	AB	R	H	RBI	Salt Lake	AB	R	H	RBI
Ortiz, CF	5	0	1	0	Feldman, RF	3	1	1	0
Coggins, 2B-SS	5	1	1	0	Llenas, 3B	5	0	1	0
Blanco, LF	5	0	1	0	Silverio, CF	5	0	1	0
Bourque, 1B	3	1	1	1	Vinson, 1B	3	0	0	1
Fanzone, 3B	5	0	1	0	Goossen, LF	3	0	1	0
McNulty, RF	4	0	2	1	Parker, 2B	4	0	1	0
Hibbs, C	3	0	1	0	Kusnyer, C	4	0	0	0
McFadden, SS	2	0	0	0	Oyler, SS	3	0	0	0
Rickey, PH	1	0	0	0	Bennett, PH	1	0	0	0
Montreuil, 2B	1	0	0	0	Arcia, SS	0	0	0	0
Colborn, P	4	0	0	0	Reynolds, P	4	0	0	0
Totals	38	2	8	2	Totals	35	1	5	1

BATTING

2B: Fanzone, Hibbs, McNulty, Coggins, Bourque,

Goossen, Llenas, Feldman

SB: Silverio, Vinson

LOB: Tacoma 9, Salt Lake City 8

FIELDING

E: McNulty, Parker

DP: Salt Lake City 1

Tacoma	IP	H	R	ER	BB	SO
Colborn (W, 1-0)	10.0	5	1	1	4	11

Salt Lake City	IP	H	R	ER	BB	SO
Reynolds (L, 0-1)	10.0	8	2	2	3	10

BK: Reynolds HBP; McFadden (by Reynolds)

T: 2:27 **Att:** 3,776

THE 1971 CUBS: SALT LAKE TOPS TACOMA IN FINAL

Salt Lake City Angels 7, Tacoma Cubs 3 Game Three - September 4, 1971

	1	2	3	4	5	6	7	8	9	R	H	E
Salt Lake	4	0	1	1	0	0	0	0	1	7	7	2
Tacoma	2	0	1	0	0	0	0	0	0	3	10	3

Salt Lake	AB	R	H	RBI	Tacoma	AB	R	H	RBI
Feldman, 1B	2	1	1	0	Ortiz, CF	4	2	2	0
Silverio, CF	3	1	2	0	Montreuil, 2B	5	1	1	0
Llenas, 3B	5	0	0	1	Rickey, P	0	0	0	0
Goossen, LF	4	2	1	1	Blanco, LF	5	0	2	1
Phillips, PR-LF	0	1	0	0	Bourque, 1B	5	0	1	2
Parker, 2B	3	1	1	1	Fanzone, 3B	5	0	3	0
Kusnyer, C	5	1	1	3	McNulty, RF	2	0	0	0
Floyd, RF	4	0	0	1	Hibbs, C	4	0	0	0
Oyler, SS	5	0	0	0	McFadden, SS	5	0	1	0
Washburn, P	2	0	0	0	Gura, P	1	0	0	0
Lasher, P	2	0	1	0	Todd, P	0	0	0	0
Totals	35	7	7	7	Coggins, PH, 2B	1	0	0	0
					Totals	37	3	10	3

BATTING

2B: Ortiz 2, McFadden, Fanzone

HR: Kusnyer, Goossen

SB: Parker

S: Parker, Feldman

LOB: Salt Lake City 10, Tacoma 14

FIELDING

E: Goossen, Parker, Fanzone 2, Hibbs

DP: Salt Lake City 1

Salt Lake	IP	H	R	ER	BB	SO
Washburn	4.2	8	3	3	2	1
Lasher (W, 1-0)	4.1	2	0	0	3	4
Tacoma	IP	H	R	ER	BB	SO
Gura (L, 0-1)	2.1	4	5	5	2	1
Todd	5.2	3	1	1	3	4
Rickey	1.0	0	1	0	0	2

HBP: Ortiz (by Washburn) McNulty (by Lasher)

WP: Gura

T: 2:53 **Att:** 5,119

Salt Lake City Angels 6, Tacoma Cubs 4 Game Four - September 5, 1971

	1	2	3	4	5	6	7	8	9	R	H	E
Salt Lake	3	0	0	0	1	2	0	0	0	6	8	1
Tacoma	1	0	0	0	0	1	0	2	4	7	0	

Salt Lake	AB	R	H	RBI	Tacoma	AB	R	H	RBI
Feldman, RF	5	2	2	0	Ortiz, CF	3	1	1	0
Llenas, 2B	3	0	0	0	Montreuil, 2B	4	0	0	0
Silverio, CF	4	0	2	1	Colborn, P	0	0	0	0
Vinson, 1B	3	1	0	0	Bourque, 1B	4	0	2	1
Goossen, LF	4	1	1	3	Fanzone, 3B	4	1	1	0
Phillips, CF	0	0	0	0	McNulty, RF	4	2	3	3
Parker, 2B	4	0	0	0	Blanco, LF	4	0	0	0
Kusnyer, C	4	1	1	0	Breeden, C	3	0	0	0
Oyler, SS	4	1	1	2	McFadden, SS	4	0	0	0
Bennett, P	3	0	1	0	Rodriguez, P	1	0	0	0
Reynolds, P	1	0	0	0	Coggins, PH-2B	1	0	0	0
Totals	35	6	8	6	Totals	32	4	7	4

BATTING

2B: Bourque

HR: Goossen, Oyler, McNulty 2

SB: Ortiz

LOB: Salt Lake City 4, Tacoma 7

FIELDING

E: Llenas

DP: Salt Lake City 2

Salt Lake	IP	H	R	ER	BB	SO
Bennett (W, 1-0)	6.1	5	2	2	2	3
Reynolds	2.2	2	2	2	1	2

Tacoma	IP	H	R	ER	BB	SO
Rodriguez (L, 0-1)	8.0	8	6	6	2	5
Colborn	1.0	0	0	0	0	2

WP: Rodriguez

PB: Breeden

T: 2:01 **Att:** 2,009

THE 1978 YANKEES: PCL PLAYOFFS WASHED OUT

The 1978 Tacoma Yankees, along with the Albuquerque Dukes, were named Pacific Coast League "Co-Champions" in one of the stranger episodes in league history. Foul weather in the Pacific Northwest delayed the proceedings for so long that the league - under threat from Albuquerque - decided to cancel the playoffs.

The close of the Yankees regular season at Cheney Stadium provided a glimpse of what was to come, when the final two regular season doubleheaders were both washed away.

The weather cleared for the Yankees to face the Portland Beavers in the first game of the best-of-five Northern Division playoffs on September 2. Tacoma won the opener, 10-8, and then took the second game 5-4 in conditions that the Tacoma News Tribune described as "wet, muddy, and otherwise awful."

The third game was rained out in Portland - but the Beavers were able to win the next two games, forcing a decisive Game Five on Thursday night at Civic Stadium.

Meanwhile, the Dukes had swept the Southern Division series with a win in Salt Lake City on Monday. The Albuquerque club was waiting in Salt Lake City to see if they would fly to Tacoma or Portland to open the PCL Championship Series.

Thursday night's game was rained out, and on Friday night the stadium in Portland was booked for another event. When the game was rescheduled for Saturday, September 9, the Dukes and their parent club, the Los Angeles Dodgers, threatened to forget the whole thing and go home. The Dodgers were in a pennant race in the National League West and needed to call up players.

Albuquerque was convinced to wait until Saturday night. When the Yankees and Beavers met at Civic Stadium, PCL Umpire-In-Chief Randy Marsh walked the grounds and declared the field unplayable.

At that point, PCL President Roy Jackson ruled Tacoma and Albuquerque "Co-Champions," much to the public dismay of Portland owner Leo Ornstein. The league favored Tacoma over Portland based upon regular-season record: the Yankees went 80-57 compared to Portland's 76-62.

Once the series was cancelled, the New York Yankees called up Tacoma's Brian Doyle, Larry McCall, and Jerry Narron for the now-legendary pennant race against Boston.

Tacoma Yankees fans got a bit of revengeful satisfaction when Doyle helped the New York Yankees beat the Dodgers in the World Series.

THE 1981 TIGERS: TACOMA SWEPT BY ALBUQUERQUE'S BEST

The 1981 Tacoma Tigers advanced to the playoffs by winning the Northern Division in the second half of the PCL's new split-season format. The Tigers beat first half division winner Hawaii in a best-of-three series, two games to one.

Following the decisive Game Three victory in Honolulu, the Tigers took a red-eye flight that departed Hawaii at 2:00am. After a delayed connecting flight through Los Angeles, the team landed at SeaTac at 3:45pm – just over three hours away from the first pitch of Game One of the PCL Championship Series, against Albuquerque.

The Tigers came out flat in Game One after 14 hours of travel, and a well-rested Dukes team that had a first-round bye coasted to a 5-1 victory. Dukes starter Ted Power struck out ten batters over seven strong innings. Tired Tacoma pitchers issued six walks in the game, and the Tigers made a pair of errors.

Game Two was a tighter game until a controversial call by umpire Dana DeMuth helped the Dukes break it open. Albuquerque led 4-3 in the sixth inning when Tack Wilson was ruled safe at second base on a two-out steal attempt, although Tigers manager Ed Nettle vigorously argued that he was out. Two runs scored after the play.

The series moved to Sports Stadium in Albuquerque for Game Three, and the Dukes completed the three-game sweep with a 9-2 blasting of the Tigers. Candy Maldonado hit a pair of triples for the Dukes, and Brian Holton tossed a complete-game three-hitter. Mark Budaska's two-run homer was Tacoma's only offense.

Maldonado had a big series for Albuquerque, going 5-for-10 with all five hits netting extra bases: he hit two doubles, two triples, and a home run.

Tacoma was jet-lagged for the series, but outfielder Jim Nettles credited the Dukes – the 1981 Dukes are considered one of the best teams in Albuquerque's history, posting a record of 94-38, and they had a Triple Crown winner in Mike Marshall.

"This team is just awesome," said Nettles. "It's no fluke that they won."

Albuquerque Dukes 5, Tacoma Tigers 1 Game One - September 4, 1981

	1	2	3	4	5	6	7	8	9			
Albuquerque	0	0	0	1	1	1	1	1	1	5	11	1
Tacoma	0	0	0	0	0	0	0	1	0	1	7	2

Albuquerque	AB	R	H	RBBI	Tacoma	AB	R	H	RBBI
Wilson, DH	3	1	1	0	Sexton, SS	4	1	2	0
Law, LF	5	0	2	1	Cox, 2B	4	0	1	1
Perconte, 2B	2	1	1	0	Bryant, LF	3	0	0	0
Marshall, 1B	5	0	0	0	Page, DH	4	0	1	0
Maldonado, RF	3	1	2	0	Budaska, RF	3	0	1	0
Weiss, SS	3	1	2	1	Bell, 3B	4	0	0	0
Mitchell, CF	5	0	1	0	Nettles, CF	3	0	0	0
Caughey, 3B	3	0	0	1	Kearney, C	4	0	0	0
Crow, C	4	1	2	1	Gelfarb, 1B	4	0	2	0
Totals	33	5	11	4	Totals	33	1	7	1

BATTING

2B: Maldonado 2, Sexton 2, Page, Cox

SB: Law, Crow

SF: Caughey

S: Weiss, Perconte

LOB: Albuquerque 11, Tacoma 8

FIELDING

E: Caughey, Bell, Kearney

DP: Albuquerque 1, Tacoma 2

Albuquerque	IP	H	R	ER	BB	SO
Power (W, 1-0)	7.0	7	1	1	3	10
Shirley	2.0	0	0	0	0	2

Tacoma	IP	H	R	ER	BB	SO
Lysander (L, 0-1)	6.2	8	3	3	4	7
Minetto	1.1	2	1	0	1	2
Mustad	0.2	1	1	1	1	0
Abraham	0.1	0	0	0	0	1

HBP: Maldonado (by Lysander)

WP: Lysander

T: 3:09 **Att:** 2,022

Albuquerque Dukes 8, Tacoma Tigers 4 Game Two - September 5, 1981

	1	2	3	4	5	6	7	8	9			
Albuquerque	0	0	2	2	0	2	2	0	0	8	9	1
Tacoma	0	0	0	2	1	0	0	0	1	4	10	2

Albuquerque	AB	R	H	RBBI	Tacoma	AB	R	H	RBBI
Wilson, DH	4	1	1	2	Sexton, SS	5	1	2	1
Law, LF	3	0	0	0	Cox, 2B	4	0	1	0
Perconte, 2B	4	1	0	0	Bryant, LF	4	1	1	0
Marshall, 1B	4	1	2	1	Page, DH	4	0	1	1
Maldonado, RF	4	1	1	2	Budaska, RF	3	0	0	0
Weiss, SS	4	1	1	0	Bell, 3B	4	0	0	0
Fobbs, 3B	4	1	3	1	Nettles, CF	4	0	1	0
Caughey, 3B	5	1	1	0	Kearney, C	4	1	2	0
Mitchell, CF	5	1	1	0	Gelfarb, 1B	4	1	2	0
Crow, C	2	0	0	1					
Totals	35	8	9	7	Totals	36	4	10	2

BATTING

2B: Fobbs 2, Mitchell, Kearney, Cox, Gelfarb, Sexton, Wilson, Marshall

HR: Maldonado

SB: Law, Wilson

SF: Crow

LOB: Albuquerque 9, Tacoma 7

FIELDING

E: Lung, Pointer

DP: Eugene, 1

Tacoma	IP	H	R	ER	BB	SO
Colborn	4.0	3	3	2	2	2
Sherrod	2.0	0	0	0	0	1
LeMay (L, 0-1)	2.0	4	2	1	0	2

Eugene	IP	H	R	ER	BB	SO
James	7.2	8	4	4	2	6
Messery (W, 1-0)	1.1	0	0	0	1	0

HBP: By James (Pointer) **PB:** Bobb **WP:** James 3

T: 2:00 **Att:** 4,317

THE 1981 TIGERS: TACOMA SWEEP BY ALBUQUERQUE'S BEST (CONTINUED)

Albuquerque Dukes 9, Tacoma Tigers 2 Game Three - September 6, 1981

	1	2	3	4	5	6	7	8	9	R	H	E
Tacoma	0	0	0	0	0	0	2	0	0	2	3	2
Albuquerque	0	0	1	1	3	0	3	1	x	9	13	1

Tacoma	AB	R	H	RBI	Albuquerque	AB	R	H	RBI
Sexton, SS	4	0	1	0	Wilson, DH	4	1	2	0
Cox, 2B	3	1	0	0	Law, LF	5	1	3	3
Bryant, LF	4	0	0	0	Perconte, 2B	5	2	2	1
Page, DH	4	0	0	0	Marshall, 1B	4	1	1	0
Budaska, RF	4	1	2	2	Maldonado, RF	3	1	2	1
Bell, 3B	2	0	0	0	Weiss, SS	4	1	2	3
Nettles, CF	3	0	0	0	Mitchell, CF	3	0	0	1
Kearney, C	3	0	0	0	Caughy, 3B	4	0	0	0
Gelfarb, 1B	3	0	0	0	Crow, C	4	2	1	0
Totals	30	2	3	2	Totals	36	9	13	9

BATTING

3B: Maldonado 2

HR: Budaska, Weiss

SB: Cox, Perconte

S: Wilson

LOB: Tacoma 3, Albuquerque 7

FIELDING

E: Budaska, Gelfarb, Perconte

DP: Albuquerque 1, Tacoma 1

Tacoma	IP	H	R	ER	BB	SO
Thomas (L, 0-1)	4.1	7	5	4	2	2
Buice	2.0	4	3	3	1	3
Abraham	1.2	2	1	1	0	0

Albuquerque	IP	H	R	ER	BB	SO
Holton (W, 1-0)	9.0	3	2	2	2	5

WP: Thomas

T: 2:43 **Att:** 5,140

THE 2001 RAINIERS: ATTACKS SCRAP SERIES AGAINST NEW ORLEANS

In 2001 the Seattle Mariners tied the major league record by winning 116 games, and the Triple-A Tacoma Rainiers followed in their footsteps, going 85-59 to win the Northern Division by 12.5 games over second-place Calgary.

Led by PCL Pitcher of the Year Denny Stark (14-2, 2.37), the Rainiers topped the league with a 3.74 team ERA. The offense - anchored by Juan Thomas, Ramon Vazquez, Chad Alexander and Todd Betts - finished fifth in the league in runs scored.

Tacoma played Southern Division champion Sacramento and won the series, 3-2, despite falling behind in the series, 2-1. The Rainiers won two straight road games to stun the RiverCats and advance to the championship series. Thomas, Alexander, and Jermaine Clark each homered while Brian Falkenberg tossed six shutout innings in Tacoma's 6-3 Game Five victory.

Tacoma flew to New Orleans to open the PCL Championship Series against the American Conference champions, with Stark set to pitch Game One of the series on the night of September 11. The game and the entire series were cancelled in the aftermath of the September 11 terrorist attacks in New York City and Washington D.C.

The PCL league office announced that Tacoma and New Orleans would be declared "Co-Champions" for 2001.

THE 2005 RAINIERS: CRUZ, NASHVILLE TOO POWERFUL FOR TACOMA

After a tense pennant race and a tight division series, the 2005 Tacoma Rainiers fell apart in the PCL Championship Series and were swept by Nashville in three straight games.

Tacoma (80-64) clinched the Northern Division on the second-to-last day of the season, eliminating hard-charging Salt Lake. The Stingers won their final nine games of the season and finished just one game behind Tacoma.

The Rainiers opened the best-of-five division series at home against Sacramento, and lost the first two games. Moving to Raley Field, Tacoma won three straight games to advance to the finals.

Game Five of the Sacramento series was an epic battle. Tacoma starter Chris Buglovsky tossed 7.1 shutout innings, and Tacoma took a 2-0 lead into the bottom of the ninth inning when Sacramento's Jermaine Clark – a former Rainiers infielder – hit a two-out, two-strike, two-run homer off Tacoma closer Emiliano Fruto to tie the game. Tacoma scored three runs in the top of the 11th inning on a go-ahead RBI single by Ryan Christianson, and a two-out, two-run single by Asdrubal Cabrera. Sacramento loaded the bases in the bottom of the 11th, but Sean Green struck out Jack Cust to close out a 5-2 Rainiers win.

The Rainiers faced Nashville (75-69) in the PCL Championship Series, which opened at Greer Stadium on September 13. Nashville hit five home runs and won the opening game, 8-6. In Game Two, Tacoma made a season-high five errors and lost, 11-5.

The series moved to Cheney Stadium for Game Three, and the two teams played deep into the night. Finally, after four hours of play, a two-out error extended the top of the 13th inning and Nelson Cruz took advantage, launching a tape-measure three-run homer to give Nashville a 5-2 win, and a series sweep.

Cruz was named Most Valuable Player of the series, going 6-for-13 with three home runs and eight RBI.

Nashville Sounds 8, Tacoma Rainiers 6 Game One - September 13, 2005

	1	2	3	4	5	6	7	8	9	R	H	E
Tacoma	2	0	0	0	2	1	0	1	0	6	15	0
Nashville	0	1	0	3	2	2	0	x	8	12	0	0

Tacoma	AB	R	H	RBI	BB	SO
Choo, S, LF	4	2	3	0	1	0
Leone, 3B	4	1	1	2	0	1
Nunez, RF	4	0	2	1	0	0
Gonzalez, DH	5	1	2	1	0	2
Garcia-parra, PR-DH	0	0	0	0	0	0
Rifkin, 1B	5	0	3	0	0	0
Brown, 2B	4	1	0	0	1	1
Bohn, T, CF	4	1	2	1	0	0
Rivera, C	4	0	1	0	0	1
Cabrera, A, SS	4	0	1	1	0	1
Totals	38	6	15	6	2	6

1-Ran for Gonzalez in the 9th

BATTING

2B: Choo, S (1, Hendrickson)
HR: Gonzalez (1, 1st inning off Hendrickson, 0 on, 2 out), Leone (1, 5th inning off Hendrickson, 1 on, 0 out), Bohn, T (1, 6th inning off Evert, 0 on, 0 out)
TB: Choo, S 4; Leone 4; Nunez 2; Gonzalez 5; Rifkin 3; Bohn, T 5; Rivera; Cabrera, A
RBI: Nunez (1), Gonzalez (1), Leone 2 (2), Bohn, T (1), Cabrera, A (1)
2-out RBI: Gonzalez; Cabrera, A
Runners left in scoring position, 2 out: Leone 2; Brown 2
S: Leone **SF:** Nunez **GIDP:** Gonzalez
Team LOB: 9

BASERUNNING

SB: Bohn, T (1, 2nd base off Hendrickson/Rivera), Nunez (1, 2nd base off Hendrickson/Rivera)

Tacoma	IP	H	R	ER	BB	SO	HR
Livingston, B (L, 0-1)	5.0	8	6	6	0	5	5
Baek	3.0	4	2	2	0	2	0
Totals	8.0	12	8	8	0	7	5

Ground outs-fly outs: Livingston, B 4-6, Baek 0-7, Hendrickson 7-4, Evert 0-3, Zumwalt 2-0, Stetter 0-1, Adams 1-2
Batters faced: Livingston, B 23, Baek 13, Hendrickson 24, Evert 8, Zumwalt 4, Stetter 1, Adams 5

Inherited runners-scored: Stetter 1-0

Umpires: HP: Dave Aschwege 1B: Jack Samuels. 2B: Kevin Kelley. 3B: Ramon Armariz

Weather: 81 degrees, clear **Wind:** 7 mph, R to L **T:** 2:48 **Att:** 4,091

Nashville	AB	R	H	RBI	BB	SO
Durrington, 1B	4	0	1	1	0	1
Krynzel, CF	4	0	0	0	0	1
Rottino, V, 3B	4	1	2	0	0	1
Zuniga, DH	4	2	2	3	0	0
Cruz, N, RF	4	2	2	2	0	0
Rivera, C	4	1	1	1	0	1
Knox, LF	4	0	0	0	0	2
Barnwell, 2B	4	1	2	0	0	0
Scarborough, SS	4	1	2	1	0	1
Totals	36	8	12	8	0	7

BATTING

2B: Scarborough (1, Baek)
HR: Cruz, N 2 (2, 2nd inning off Livingston, B, 0 on, 1 out; 4th inning off Livingston, B, 0 on, 0 out), Zuniga 2 (2, 4th inning off Livingston, B, 0 on, 0 out; 5th inning off Livingston, B, 1 on, 2 out), Rivera (1, 4th inning off Livingston, B, 0 on, 0 out)
TB: Durrington; Rottino, V 2; Zuniga 8; Cruz, N 8; Rivera 4; Barnwell 2; Scarborough 3
RBI: Cruz, N 2 (2), Zuniga 3 (3), Rivera (1), Scarborough (1), Durrington (1)
2-out RBI: Zuniga 2; Scarborough; Durrington
Runners left in scoring position, 2 out: Rottino, V; Krynzel
Team LOB: 4

BASERUNNING

SB: Durrington (1, 2nd base off Baek/Rivera)

FIELDING

DP: (Scarborough-Barnwell-Durrington)

Nashville	IP	H	R	ER	BB	SO	HR
Hendrickson (W, 1-0)	5.0	9	4	4	1	4	2
Evert	2.0	3	1	1	0	2	1
Zumwalt	0.2	1	1	1	1	0	0
Stetter	0.1	0	0	0	0	0	0
Adams (S, 1)	1.0	2	0	0	0	0	0
Totals	9.0	15	6	6	2	6	3

THE 2005 RAINIERS: CRUZ, NASHVILLE TOO POWERFUL FOR TACOMA

Nashville Sounds 11, Tacoma Rainiers 5 Game Two - September 14, 2005

	1	2	3	4	5	6	7	8	9	R	H	E
Tacoma	2	0	0	0	1	2	0	0	0	5	7	5
Nashville	1	3	3	2	0	0	0	2	x	11	13	0

Tacoma	AB	R	H	RBI	BB	SO
Choo, LF	5	0	0	0	0	2
Leone, 3B	4	2	1	1	1	0
Nunez, Ab, RF	3	1	2	2	1	1
Gonzalez, W, DH	4	0	1	0	0	1
Brown, 2B	2	1	1	0	2	0
Rifkin, 1B	4	0	0	0	0	1
Christianson, C	3	0	0	0	0	1
Bohn, CF	4	1	2	2	0	2
Cabrera, SS	4	0	0	0	0	2
Totals	33	5	7	5	4	10

BATTING

2B: Nunez, Ab (3, Phelps)
HR: Nunez, Ab (1, 1st inning off Phelps, 1 on, 1 out), Leone (3, 5th inning off Phelps, 0 on, 2 out), Bohn (2, 6th inning off Phelps, 1 on, 2 out)
TB: Leone 4; Nunez, Ab 6; Gonzalez, W; Brown; Bohn 5
RBI: Nunez, Ab 2 (4), Leone (6), Bohn 2 (4)
2-out RBI: Leone; Bohn 2
Runners left in scoring position, 2 out: Gonzalez, W
Team LOB: 6

BASERUNNING

CS: Christianson (1, 2nd base by Phelps/Mosquera)
FIELDING
E: Foppert (1, pickoff), Christianson (1, throw), Brown (1, fielding), Green (1, throw), Leone (2, throw)
DP: (Heaverlo-Cabrera-Rifkin)

Tacoma	IP	H	R	ER	BB	SO	HR
Foppert (L, 0-1)	2.2	6	7	5	2	3	0
Green	1.1	2	2	0	0	1	0
Bumstead	2.0	1	0	0	0	3	0
Heaverlo	1.0	1	0	0	0	0	0
Kida	1.0	3	2	2	1	2	1
Totals	8.0	13	11	7	3	9	1

WP: Foppert, Bumstead **HBP:** Zuniga (by Foppert), Zuniga (by Kida), Christianson (by Phelps)
Ground outs-fly outs: Foppert 1-3, Green 3-0, Bumstead 1-3, Heaverlo 3-0, Kida 0-1, Phelps 3-7, Housman 2-3, Meyers 0-1
Batters faced: Foppert 16, Green 7, Bumstead 9, Heaverlo 3, Kida 8, Phelps 27, Housman 7, Meyers 4
Inherited runners-scored: Green 1-0
Umpires: HP: Jack Samuels, 1B: Kevin Kelley, 2B: Ramon Armandariz, 3B: Dave Aschwege
Weather: 83 degrees, partly cloudy **Wind:** 8 mph, Out to CF **T:** 2:50 **Att:** 5,230

Nashville Sounds 5, Tacoma Rainiers 2 Game Three - September 16, 2005

	1	2	3	4	5	6	7	8	9	10	11	12	13	R	H	E
Nashville	0	0	1	0	0	1	0	0	0	0	0	3	5	8	0	
Tacoma	0	0	0	0	0	0	0	0	0	0	0	2	7	2		

Nashville	AB	R	H	RBI	BB	SO
Durrington, 1B	6	0	2	0	0	1
Krynzel, CF	6	0	0	0	0	1
Hart, 2B	4	1	0	0	2	0
Zuniga, DH	5	1	1	0	1	2
Cruz, RF	4	2	1	3	2	1
Rivera, C	6	0	2	1	0	1
Knox, LF	3	0	0	0	1	2
Barnwell, 3B	5	0	0	0	0	0
Scarborough, SS	5	1	2	1	0	0
Totals	44	5	8	5	6	7

BATTING

2B: Zuniga (3, Moss)
HR: Scarborough (2, 3rd inning off Moss, 0 on, 0 out), Cruz (4, 13th inning off Baek, 2 on, 2 out)
TB: Durrington 2; Zuniga 2; Cruz 4; Rivera 2; Scarborough 5
RBI: Scarborough (5), Rivera (3), Cruz 3 (11)
2-out RBI: Rivera; Cruz 3
Runners left in scoring position, 2 out: Barnwell; Krynzel 2 **Team LOB:** 7

BASERUNNING

SB: Rivera (1, 2nd base off Moss/Rivera, R)
CS: Durrington (2, 2nd base by Heaverlo/Rivera, R)
PO: Cruz (1st base by Moss)

Nashville	IP	H	R	ER	BB	SO	HR
Glover	6.2	5	2	2	1	6	0
Zumwalt	2.1	0	0	0	0	1	0
Adams	1.0	0	0	0	0	1	0
Evert (W, 1-0)	3.0	2	0	0	2	5	0
Totals	13.0	7	2	2	4	12	0

IBB: Bohn (by Evert) **HBP:** Knox (by Moss)
Ground outs-fly outs: Glover 6-7, Zumwalt 3-4, Adams 1-1, Evert 2-2, Moss 5-7, Fruto 3-1, Heaverlo 1-4, Green 2-2, Lorraine 0-1, Baek 0-1
Batters faced: Glover 25, Zumwalt 8, Adams 3, Evert 13, Moss 24, Fruto 7, Heaverlo 7, Green 8, Lorraine 3, Baek 2
Inherited runners-scored: Zumwalt 1-0, Baek 2-2
Umpires: HP: Kevin Kelley, 1B: Ramon Armandariz, 2B: Dave Aschwege, 3B: Jack Samuels.
Weather: 60 degrees, partly cloudy **Wind:** 2 mph, Varies **T:** 4:05 **Att:** 5,233

Nashville	AB	R	H	RBI	BB	SO
Durrington, 1B	4	2	2	1	1	1
Krynzel, CF	5	1	3	0	0	1
Rottino, 3B	5	2	1	0	0	2
Nelson, LF	4	1	1	0	1	0
Zuniga, DH	3	2	1	0	0	1
Morris, 2B	4	1	2	1	1	1
Cruz, RF	5	1	2	3	0	2
Mosquera, C	4	0	0	0	0	1
Scarborough, SS	4	1	1	1	0	1
Totals	38	11	13	6	3	9

BATTING

2B: Cruz (1, Foppert), Nelson (2, Kida)
HR: Scarborough (1, 8th inning off Kida, 0 on, 0 out)
TB: Durrington 2; Krynzel 3; Rottino; Nelson 2; Zuniga; Morris 2; Cruz 3; Scarborough 4
RBI: Cruz 3 (8), Durrington (5), Scarborough (4), Morris (5)
2-out RBI: Durrington; Cruz 2; Morris
Runners left in scoring position, 2 out: Mosquera; Zuniga; Durrington; Cruz 2
GIDP: Cruz **Team LOB:** 8

BASERUNNING

SB: Durrington (2, 3rd base off Foppert/Christianson)
CS: Durrington (1, 2nd base by Foppert/Christianson)

FIELDING

DP: (Mosquera-Morris)

Nashville	IP	H	R	ER	BB	SO	HR
Phelps (W, 1-0)	6.0	5	5	5	4	7	3
Housman	2.0	1	0	0	0	1	0
Meyers	1.0	1	0	0	0	0	2
Totals	9.0	7	5	5	4	10	3

WP: Foppert, Bumstead **HBP:** Zuniga (by Foppert), Zuniga (by Kida), Christianson (by Phelps)
Ground outs-fly outs: Foppert 1-3, Green 3-0, Bumstead 1-3, Heaverlo 3-0, Kida 0-1, Phelps 3-7, Housman 2-3, Meyers 0-1
Batters faced: Foppert 16, Green 7, Bumstead 9, Heaverlo 3, Kida 8, Phelps 27, Housman 7, Meyers 4
Inherited runners-scored: Green 1-0
Umpires: HP: Jack Samuels, 1B: Kevin Kelley, 2B: Ramon Armandariz, 3B: Dave Aschwege
Weather: 83 degrees, partly cloudy **Wind:** 8 mph, Out to CF **T:** 2:50 **Att:** 5,230

IBB: Bohn (by Evert) **HBP:** Knox (by Moss)
Ground outs-fly outs: Glover 6-7, Zumwalt 3-4, Adams 1-1, Evert 2-2, Moss 5-7, Fruto 3-1, Heaverlo 1-4, Green 2-2, Lorraine 0-1, Baek 0-1
Batters faced: Glover 25, Zumwalt 8, Adams 3, Evert 13, Moss 24, Fruto 7, Heaverlo 7, Green 8, Lorraine 3, Baek 2
Inherited runners-scored: Zumwalt 1-0, Baek 2-2
Umpires: HP: Kevin Kelley, 1B: Ramon Armandariz, 2B: Dave Aschwege, 3B: Jack Samuels.
Weather: 60 degrees, partly cloudy **Wind:** 2 mph, Varies **T:** 4:05 **Att:** 5,233

THE 2010 RAINIERS: TACOMA SLUGGERS SWEEP MEMPHIS

In 2010, Tacoma won the PCL Championship on the field for the first time since 1969 – and had to do it all on the road. With Cheney Stadium unavailable due to renovation immediately following the conclusion of the regular season, the Rainiers were displaced for the playoffs.

After winning the Northern Division by 1.5 games over second-place Salt Lake, Tacoma (74-69) faced Sacramento in the best-of-five opening round. The Rainiers won the first two games at Sacramento's Raley Field, and then returned "home" – to Safeco Field in Seattle, as the Mariners were on a road trip and graciously allowed the Rainiers to use the ballpark.

The Rainiers needed a couple of days to get used to their new home – Sacramento won games three and four, forcing a deciding Game Five. Tacoma picked up the 4-1 win behind the outstanding pitching of Ryan Feierabend, who lasted eight innings and gave up just two hits for the win.

Tacoma advanced to the PCL Championship to face the Memphis Redbirds, but the Rainiers had a new problem: with the Mariners opening a homestand at Safeco Field, Tacoma could not play any games in the Pacific Northwest. The entire series was to be played at Autozone Park in Memphis, with Tacoma to act as the home team in the first two games.

The Rainiers blasted their way to a sweep of the Redbirds. Justin Smoak and Mike Wilson homered to back Blake Beavan in Game One, which Tacoma won 5-3. The Rainiers hit five home runs on the way to an 11-7 win in Game Two.

After the scheduled but now superfluous "travel day," the teams met for Game Three with Memphis now batting last. The result was the same: Tacoma hit four more home runs and secured a 10-6 victory in 11 innings, with Matt Mangini singling home the go-ahead run. Andy Baldwin, who tossed four shutout innings in the series, picked up the win.

Mike Wilson was named MVP of the series, homering in each of the three games while going 6-for-13 with seven RBI. All told, Tacoma launched 11 home runs in the three-game sweep,

The PCL Champions had one game left: the Triple-A National Championship Game, against the International League champion Columbus Clippers, played at Bricktown Ballpark in Oklahoma City. In front of a national television audience, Columbus jumped out to an early lead and never stopped hitting, collecting 19 hits in a 12-6 victory. Tacoma's lone highlight was David Winfree's two-run homer that briefly tied the game in the third inning, 3-3.

Tacoma Rainiers 5, Memphis Redbirds 3 Game One - September 14, 2010 - played at Autozone Park (Memphis, TN)

	1	2	3	4	5	6	7	8	9	R	H	E
Memphis	0	1	0	2	0	0	0	0	0	3	9	0
Tacoma	0	2	0	1	2	0	0	0	x	5	9	1

Memphis	AB	R	H	RBI	BB	SO
Rapoport, CF	5	0	1	0	0	0
Descalzo, 2B	4	0	1	0	0	2
Craig, A, LF	3	0	0	0	1	2
Hamilton, 1B	4	0	2	0	0	2
Mather, RF	4	0	0	0	0	2
Cazana, DH	4	1	1	0	0	1
Gotay, 3B	4	1	1	0	0	1
Cruz, T, C	4	1	1	0	0	1
Solano, D, SS	4	0	2	2	0	1
Totals	36	3	9	2	1	12

BATTING

2B: Cazana (2, Beavan), Gotay (4, Beavan), Rapoport (1, Baldwin)
TB: Rapoport 2; Descalzo; Hamilton 2; Cazana 2; Gotay 2; Cruz, T; Solano, D 2
RBI: Solano, D 2 (5) **2-out RBI:** Solano, D
Runners left in scoring position, 2 out: Mather; Hamilton
Team RISP: 3-for-9 **Team LOB:** 7

FIELDING

DP: (Descalzo-Solano, D-Hamilton)

Memphis	IP	H	R	ER	BB	SO	HR
MacLane (L, 0-1)	4.1	8	5	5	1	4	2
Fick	1.2	1	0	0	1	1	0
Scherer	1.1	0	0	0	0	3	0
Rundles	0.2	0	0	0	0	1	0
Totals	8.0	9	5	5	2	9	2

Tacoma	AB	R	H	RBI	BB	SO
Ackley, 2B	4	0	0	0	0	0
Halman, CF	4	1	3	0	0	0
Mangini, 3B	4	1	1	0	0	2
Winfree, RF	3	1	1	0	1	1
Smoak, 1B	4	1	2	3	0	1
Wilson, M, LF	3	1	2	2	0	1
Carp, DH	3	0	0	0	1	1
Hulett, SS	4	0	0	0	0	2
Alfonzo, C	2	0	0	0	0	1
Totals	31	5	9	5	2	9

BATTING

HR: Smoak (1, 2nd inning off MacLane, 1 on, 0 out), Wilson, M (1, 4th inning off MacLane, 0 on, 0 out)
TB: Halman 3; Mangini; Winfree; Smoak 5; Wilson, M 5
RBI: Smoak 3 (3), Wilson, M 2 (2)
Runners left in scoring position, 2 out: Ackley; Hulett 2
SF: Wilson, M **GIDP:** Mangini
Team RISP: 1-for-3 **Team LOB:** 6

FIELDING

E: Winfree (1, throw)

Tacoma	IP	H	R	ER	BB	SO	HR
Beavan (W, 1-0)	6.0	8	3	2	1	6	0
Baldwin	2.0	1	0	0	0	5	0
Cortes (S, 1)	1.0	0	0	0	0	1	0
Totals	9	9	3	2	1	12	0

HBP: Alfonzo (by MacLane)

Pitches-strikes: MacLane 84-56, Fick 28-17, Scherer 19-14, Rundles 7-5, Beavan 100-69, Baldwin 29-21, Cortes 12-8

Groundouts-flyouts: MacLane 4-4, Fick 0-4, Scherer 0-1, Rundles 1-0, Beavan 4-7, Baldwin 0-1, Cortes 1-1

Batters faced: MacLane 22, Fick 7, Scherer 4, Rundles 2, Beavan 27, Baldwin 7, Cortes 3

Inherited runners-scored: Fick 3-2

Umpires: HP: Casey Moser 1B: Will Robinson 2B: John Brammer 3B: Barry Larson

Weather: 86 degrees, cloudy Wind: 4 mph, L to R T: 2:45 Att: 4,041

THE 2010 RAINIERS: TACOMA SLUGGERS SWEEP MEMPHIS (CONTINUED)

Tacoma Rainiers 11, Memphis Redbirds 7 Game Two - September 15, 2010 - played at Autozone Park (Memphis, TN)

	1	2	3	4	5	6	7	8	9	R	H	E
Memphis	0	2	2	0	0	2	1	0	0	7	12	2
Tacoma	4	3	1	3	0	0	0	0	x	11	15	0

Memphis	AB	R	H	RBI	BB	SO
Rapoport, CF	4	0	1	1	0	0
Descalco, 2B	5	0	1	0	0	2
Craig, A, LF	4	2	2	0	1	0
Hamilton, 1B	4	1	1	2	0	2
Mather, RF	5	0	1	1	0	2
Cazana, DH	4	2	2	0	1	1
Gotay, 3B	4	2	2	0	0	2
Cruz, T, C	3	0	1	2	1	0
Solano, D, SS	4	0	1	1	0	0
Totals	37	7	12	7	3	9

BATTING

2B: Craig, A 2 (3, Robles, Speigner), Cruz, T (2, Robles)
HR: Hamilton (1, 3rd inning off Robles, 1 on, 1 out)

TB: Rapoport; Descalco; Craig, A 4; Hamilton 4; Mather; Cazana 2; Gotay 2; Cruz, T 2; Solano, D
RBI: Cruz, T 2 (2), Hamilton 2 (4), Solano, D (6), Rapoport (3), Mather (5)

Runners left in scoring position, 2 out: Hamilton; Rapoport; Cruz, T

SF: Rapoport GIDP; Craig, A
Team RISP: 3-for-10 Team LOB: 8

FIELDING

E: Hamilton (1, throw) Rapoport (1, throw)
DP: (Descalco-Solano, D-Hamilton)

Memphis	IP	H	R	ER	BB	SO	HR
Dickson (L, 0-1)	3.1	10	9	5	1	2	4
Perez, O	1.2	2	2	2	0	1	1
Norrick	0.1	2	0	0	1	1	0
Samuel	0.2	0	0	0	0	2	0
Reifer	1.0	1	0	0	0	1	0
Sanchez, E	1.0	0	0	0	1	1	0
Totals	8.0	15	11	7	3	8	5

WP: Robles HBP; Hamilton (by Robles)

Pitches-strikes: Dickson 69-47, Perez, O 22-17, Norrick 21-9, Samuel 12-7, Reifer 13-10, Sanchez, E 18-9, Robles 93-57, Snell 33-16, Speigner 30-21, Paredes 12-9, Patterson, S 6-6

Groundouts-flyouts: Dickson 2-4, Perez, O 1-2, Norrick 0-0, Samuel 0-0, Reifer 1-1, Sanchez, E 2-0, Robles 6-3, Snell 1-1, Speigner 2-0, Paredes 1-0, Patterson, S 0-1

Batters faced: Dickson 22, Perez 7, Norrick 4, Samuel 2, Reifer 4, Sanchez 3, Robles 23, Snell 6, Speigner 8, Paredes 3, Patterson 2

Inherited runners-scored: Samuel 3-0, Paredes 1-0

Umpires: HP: Will Robinson 1B: John Brammer 2B: Barry Larson 3B: Casey Moser

Weather: 89 degrees, partly cloudy **Wind:** 8 mph, Varies **T:** 3:16 **Att:** 4,365

Tacoma Rainiers 10, Memphis Redbirds 6 Game Three - September 17, 2010 - played at Autozone Park (Memphis, TN)

	1	2	3	4	5	6	7	8	9	10	11	R	H	E
Tacoma	0	0	1	0	4	1	0	0	0	0	4	10	15	2
Memphis	2	0	0	0	2	0	0	0	0	0	0	6	13	0

Tacoma	AB	R	H	RBI	BB	SO
Ackley, 2B	5	2	2	1	1	1
Halman, CF	6	2	2	0	0	0
Mangini, 3B	5	2	3	1	1	2
Winfree, RF	4	2	1	3	1	1
Carp, DH	5	0	1	1	0	1
Smoak, 1B	5	0	2	2	1	1
Wilson, M, LF	6	1	2	1	0	4
Hulett, SS	4	0	1	0	0	2
Dominguez, PR-SS	2	0	0	0	0	1
Alfonzo, C	5	1	1	1	0	3
Totals	47	10	15	10	4	16

BATTING

HR: Alfonso (1, 3rd inning off Walters, 0 on, 1 out), Ackley (2, 5th inning off Walters, 0 on, 2 out), Winfree (2, 5th inning off Walters, 2 on, 2 out), Wilson, M (3, 6th inning off Scherer, 0 on, 1 out)
TB: Ackley 5; Halman 2; Mangini 3; Winfree 4; Carp; Smoak 2; Wilson, M 5; Hulett; Alfonso 4
RBI: Alfonso (2), Ackley (7), Winfree 3 (5), Wilson, M (7), Mangini (4), Carp (5), Smoak 2 (6)
2-out RBI: Ackley; Winfree 3
Runners left in scoring position, 2 out: Wilson, M 3; Dominguez, J 3
GIDP: Alfonso Team RISP: 5-for-10 Team LOB: 10

FIELDING
E: Mangini 2 (5, fielding, throw)
PB: Alfonso (2) DP: (Dominguez, J-Smoak)

Tacoma	IP	H	R	ER	BB	SO	HR
Petit, Y	5.0	6	4	2	0	7	1
Varvaro	1.0	2	1	1	0	1	0
Paredes	0.1	2	1	1	0	1	0
Patterson, S	1.2	2	0	0	1	2	0
Baldwin (W, 1-0)	2.0	0	0	0	0	2	0
Lueke	1.0	1	0	0	1	1	0
Totals	11.0	13	6	4	2	14	1

WP: Walters 2 HBP: Carp (by Reifer), Winfree (by Sanchez, E)

Pitches-strikes: Petit, Y 80-62, Varvaro 18-12, Paredes 8-5, Patterson, S 32-20, Baldwin 24-16, Lueke 19-9, Walters 97-56, Scherer 12-9, Rundles 20-12, Reifer 18-11, Kinney 28-18, Sanchez, E 34-19

Weather: 84 degrees, cloudy **Wind:** 6 mph, In from CF **T:** 3:50 **Att:** 6,709

Tacoma	AB	R	H	RBI	BB	SO
Ackley, 2B	5	1	1	0	0	0
Halman, CF	5	2	2	2	0	2
Mangini, 3B	5	1	0	0	0	1
Winfree, RF	4	2	3	1	1	0
Carp, DH	5	1	2	1	0	0
Smoak, 1B	3	2	1	1	2	2
Wilson, M, LF	4	1	2	4	0	2
Hulett, SS	4	1	2	2	0	1
Alfonzo, C	4	0	2	0	0	0
Totals	39	11	15	11	3	8

BATTING

2B: Carp (1, Norrick)
HR: Halman (2, 2nd inning off Dickson, 1 on, 0 out), Carp (1, 2nd inning off Dickson, 0 on, 2 out), Hulett (1, 3rd inning off Dickson, 0 on, 1 out), Winfree (1, 4th inning off Dickson, 0 on, 1 out), Wilson, M (2, 4th inning off Perez, O, 1 on, 2 out)
TB: Ackley; Halman 5; Winfree 6; Carp 6; Smoak; Wilson, M 5; Hulett 5; Alfonso 2
RBI: Smoak (4), Wilson, M 4 (6), Hulett 2 (4), Halman 2 (6), Carp (4), Winfree (2)
2-out RBI: Smoak; Wilson, M 4; Hulett; Carp
Runners left in scoring position, 2 out: Alfonso 2; Hulett 2
GIDP: Carp Team RISP: 3-for-7 Team LOB: 7

FIELDING

DP: (Hulett-Ackley-Smoak)

Tacoma	IP	H	R	ER	BB	SO	HR
Robles (W, 1-0)	5.0	6	4	4	2	4	1
Snell	1.0	2	2	2	1	1	0
Speigner	1.1	4	1	1	0	1	0
Paredes	1.0	0	0	0	0	2	0
Patterson, S	0.2	0	0	0	0	1	0
Totals	9.0	12	7	7	3	9	1

FRONT OFFICE

CHENEY STADIUM

COACHES/STAFF

2021 RAINIERS

2019 SEASON REVIEW

OPPONENTS

HISTORY & RECORDS

MEDIA & MISC.

ALL-TIME ROSTER (1960-2020)

A

Aardsma, David – 2011
 Abbott, Jeff - 2003
 Abbott, Kurt – 1992-93
 Abbott, Paul – 1997-99, 2001-02
 Abraham, Brian – 1981
 Ackley, Dustin – 2010-11, 2013
 Acre, Mark – 1994
 Adams, Austin – 2019
 Adams, Mike – 1972, 1974
 Adamson, Joel - 1999
 Afenir, Troy – 1990-91
 Agudelo, Jorge – 2011
 Ahearne, Pat - 2000
 Akerfelds, Darrel – 1986-87
 Akers, Chad – 1999-2001
 Alaniz, Ruben "R.J." – 2019
 Albuquerque, Al – 2016
 Albury, Vic – 1972-73, 1979
 Alcalá, Juan – 1999-2000
 Alcantara, Jose – 1978
 Aldrete, Mike – 1993
 Alexander, Chad – 2000-01
 Alexander, Manny – 2001
 Alfonso, Eliezer – 2010
 Allietta, Bob – 1979-80
 Allison, Dana – 1990-94
 Almonte, Abraham – 2013-14
 Almonte, Denny – 2013
 Alomar, Rafael – 1961-62
 Alou, Jesus – 1963
 Alou, Matty – 1960, 1963
 Alston, Del – 1978-1980
 Altavilla, Dan – 2017-19
 Altman, George – 1967
 Alusik, George – 1965
 Alvarado, Damien – 2000
 Alvarez, Dario – 2018
 Alvarez, Ossie – 1960
 Amalfitano, Joe – 1963, 1966
 Amerson, Archie – 1977
 Andersen, Larry – 1979
 Anderson, Craig – 2003-04
 Anderson, Dick – 1978
 Anderson, Matt - 2015
 Anderson, Ryan - 2000
 Andino, Robert – 2013
 Andreoli, John – 2018-19
 Aoki, Nori – 2016
 Apana, Matt – 1995
 Aplin, Andrew – 2017-18
 Appier, Kevin – 2006
 Arcia, Jose – 1972
 Arias, Jonathan – 2013-14
 Arias, Oliver - 2005
 Ariola, Tony – 1990
 Armas, Marcos – 1993-94
 Armstrong, Jim – 1969
 Armstrong, Shawn – 2018-19
 Arndt, Larry – 1989-90
 Arnold, Ron – 1984
 Arnsberg, Brad – 1993
 Aro, Jonathan – 2016-17
 Arroyo, Fernando – 1986
 Arroyo, Jack – 2006
 Arruda, Tom – 1962, 1964
 Arthur, Al – 1977
 Ascanio, Rayder – 2017
 Ash, Brett – 2017
 Asher, David – 2007
 Ashman, Michael – 1985
 Atchison, Scott – 2000, 2002-06
 Atherton, Keith – 1982-83
 Ausman, Paul – 1976
 Auty, Tim - 2005

Avery, Xavier – 2013-14
 Ayala, Bobby – 1996

B

Babitt, Shooty – 1982
 Baek, Cha-Seung – 2004-2007
 Baez, Flemming – 2008-09
 Bair, Doug – 1986
 Baker, John - 2015
 Baker, Steve – 1982-83
 Baldwin, Andy – 2008-2010
 Balentien, Wladimir – 2007-08
 Bando, Chris – 1989
 Bane, Eddie – 1974-77
 Bannister, Nathan – 2017-18
 Bantz, Brandon – 2012-13
 Barber, Steve – 1970
 Barber, Terry – 1964
 Barclay, Curt – 1960
 Bard, Josh – 2010-11
 Barkett, Andy - 2003
 Barnes, Dick – 1972
 Baron, Steven – 2015-17
 Barron, Tony – 1995
 Barthol, Blake – 2001-02
 Barton, Bob – 1963-64, 1967
 Barzilla, Phillip – 2008
 Bass, Randy – 1975-77
 Bathe, Bill – 1983-86
 Bathe, Bob – 1984-85
 Batista, Tony – 1993
 Bauer, Mark – 1985
 Baumgarten, Ross – 1983
 Bautista, Denny – 2011
 Bautista, Gerson – 2019
 Bawcom, Logan – 2013-15
 Baxes, Mike – 1961
 Baxter, Mike – 2016
 Beach, Randy – 1975
 Beane, Billy – 1989
 Beard, Dave – 1981-82
 Beard, Garrett – 1993
 Beattie, Jim – 1978
 Beavan, Blake – 2010-14
 Beckham, Gordon – 2017-18
 Bedard, Erik – 2010
 Beimel, Joe – 2015
 Belcher, Tim – 1987
 Bell, Kevin – 1981-82
 Beltran, Juan – 2006
 Beltran, Rigo - 2018
 Bemis, Gregg – 1975-77
 Bengoechea, Brandy – 1994
 Benitez, Deybis – 2008
 Bennett, Dennis – 1968
 Bennett, Jim – 1983-84
 Benson, Charles – 1967
 Berblinger, Jeff – 1998
 Berenguer, Juan – 1979
 Bergman, Christian – 2017-19
 Bertotti, Mike - 1999
 Berumen, Andres – 1997-98
 Betancourt, Yuniesky – 2005, 2009
 Bethke, Rick – 1976
 Betts, Todd – 2001
 Betzsold, James – 2001
 Bevel, Bobby – 2002
 Bibens-Dirkx, Austin – 2006
 Billingsley, Ben – 2009
 Birtsas, Tim – 1985-87
 Bishop, Bob – 1964-65
 Bishop, Braden – 2019
 Bitker, Joe – 1989-90
 Bittiger, Jeff – 1992

Blackley, Travis – 2004, 2006
 Bladt, Rick – 1969
 Blakeley, Eric - 2005
 Blanco, Damaso – 1965
 Blanco, Ossie – 1971
 Blankenship, Lance – 1988-92
 Blash, Jabari – 2014-15
 Blasi, Nick – 2008
 Bloomquist, Willie – 2000, 2002, 2004
 Blowers, Mike - 1999
 Bobb, Randy – 1969
 Bocachica, Hiram – 2004
 Boccabella, John – 1967-68
 Boches, Scott – 2019
 Bohn, T.J. – 2005-06
 Boles, Carl – 1963-64
 Bolin, Bob – 1960
 Bomderman, Jeremy – 2013
 Bonham, Bill – 1971
 Bonilla, Denys – 1998
 Bonilla, Juan – 1980
 Bonilla, Leury – 2011-15
 Bonnici, James – 1996-97
 Borchers, Rick – 1979-80
 Borders, Pat – 2001-2004
 Bordi, Rich – 1981, 1988-89
 Bordick, Mike – 1989-91
 Borgmann, Glenn – 1972-73
 Borrelli, Dean – 1993-94
 Bosetti, Rick – 1982
 Bosio, Chris – 1996
 Bostock, Lyman – 1974-75
 Boucher, Sebastian – 2007
 Bourque, Pat – 1971
 Bowie, Jim – 1994
 Bowman, Ernie – 1960-61
 Bradford, Chasen – 2018-19
 Bradford, Sam - 2005
 Bradley, Bert – 1982-84
 Brady, Patrick – 2014-15
 Bragg, Darren – 1995-96
 Brandt, Adam - 2005
 Brant, Marshall – 1983
 Brantly, Rob – 2016
 Bray, Steve – 2010
 Breeding, Marv – 1967-68
 Breedon, Danny – 1971
 Breedon, Hal – 1971
 Brennan, Brandon – 2019
 Brennan, Tom – 1979-80
 Brentz, Jake – 2016
 Bright, Harry – 1966
 Brilinski, Tyler – 1988-89
 Briscoe, John – 1991-93
 Brito, Jorge – 1989, 1991-92
 Brito, Tilson – 1998
 Brock, Russell – 1994
 Brock, Tarrik – 1998
 Broersma, Eric – 1986-87
 Broglio, Ernie - 1966
 Brooks, Mike – 1972-73
 Brosius, Scott – 1990-93
 Brosnan, Jason – 1996
 Brown, Bobby – 1978
 Brown, Curtis – 1987
 Brown, Darrell – 1982
 Brown, Hunter – 2005-06
 Brown, Jeff – 1968
 Brown, Ollie – 1965
 Brown, Randy - 1999
 Brown, Tom – 1979
 Browne, Byron – 1968
 Browne, Jerry – 1992-93
 Brugman, Jaycob – 2019

FRONT
OFFICE

CHENEY
STADIUM

COACHES/STAFF

2021
RAINFALL

2019 SEASON
REVIEW

OPPONENTS

HISTORY &
RECORDS

MEDIA &
MISC.

ALL-TIME ROSTER (1960-2020)

Brumley, Mike – 1994
 Brundage, Dave – 1998
 Bryant, Derek – 1981
 Bryant, Don – 1966
 Bryant, Scott – 1996
 Buccheri, James – 1992-94
 Bucci, Mike – 1980
 Budaska, Mark – 1981
 Buglovsky, Chris – 2005
 Buhner, Jay – 1998, 2001
 Buhner, Shawn – 1999
 Buice, DeWayne – 1981-83
 Bullinger, Jim – 1998
 Bumstead, Michael – 2005
 Bunch, Melvin – 1999
 Burbach, Bill – 1972
 Burda, Bob – 1965
 Burdette, Fred – 1966
 Burgoon, Tyler – 2013
 Burk, Dean – 1970-71
 Burke, Chris – 2009
 Burke, Jamie – 2009
 Burns, Todd – 1986-88, 1991
 Burroughs, Sean – 2007
 Butcher, Mike – 1996
 Butera, Sal – 1975, 1977
 Butler, Bill – 1974, 1976-77
 Butler, John – 2002
 Butler, Rich – 2000
 Byerly, Bud – 1960-61

C

Cabrera, Antonio – 1985
 Cabrera, Asdrubal – 2005-06
 Cadaret, Greg – 1987
 Cage, Wayne – 1979-80
 Callahan, Benjamin – 1983
 Calixte, Orlando – 2019
 Calmus, Dick – 1967-68
 Campbell, Bill – 1973
 Campbell, Kevin – 1991-93, 1995
 Campbell, Ron – 1966-68
 Campillo, Jorge – 2005, 2007
 Cano, Robinson – 2018
 Canseco, Jose – 1985
 Capps, Carter – 2012-13
 Capriata, Alexander – 2017
 Carasiti, Matt – 2019
 Cardenal, Jose – 1962, 1964
 Carlson, Don – 1962
 Carmel, Duke – 1965
 Carmona, Rafael – 1995-97, 1999-00
 Carp, Mike – 2009-2012
 Carrara, Giovanni – 2003
 Carraway, Andrew – 2012-14
 Carrera, Ezequiel – 2010
 Carroll, Mark – 1999
 Carter, Ezell – 1972
 Carter, Jeff – 1992
 Casey, Tim – 1990
 Castellanos, Chris – 2017
 Castillo, Ruben – 2003
 Castro, Bill – 1982
 Castro, Daniel – 2019
 Castro, Fabio – 2011
 Castro, Ismael – 2006
 Castro, Jose – 1997
 Cate, Troy – 2003
 Catricala, Vinnie – 2012
 Caudill, Bill – 1987
 Caughel, Lindsey – 2018
 Caughey, Wayne – 1977
 Ceci, Sam – 1974
 Cedeno, Domingo – 1999
 Cerda, Jaime – 2007
 Champion, Mike – 1979-80
 Chapman, Nate – 1978
 Charlton, Norm – 2001
 Chavez, Endy – 2013-14
 Chavez, Raul – 1998-99
 Chen, Yung-Chi – 2007-08
 Chiamparino, Scott – 1990
 Chiang, Chih-Hsien – 2012
 Chick, Travis – 2007-08
 Chiles, Rich – 1979
 Chitren, Steve – 1990, 1992-93
 Cho, Hyung – 2005
 Choate, Don – 1960
 Choi, Ji-Ma – 2013-15
 Choo, Shin-Soo – 2005-06
 Chris, Michael – 1985
 Christensen, Jim – 1983
 Christian, Eddie – 1997
 Christianson, Ryan – 2004-05
 Christman, Tim – 2004
 Church, Len – 1967-71
 Cintron, Alex – 2009
 Cirillo, Jeff – 2003
 Cishek, Steve – 2017
 Citarella, Ralph – 1986
 Clark, Bryan – 1988-89
 Clark, Jermaine – 2001-02
 Clark, Robert – 1987
 Clayton, Larry – 1968
 Clement, Jeff – 2006-2009
 Cloude, Ken – 1998-2000, 2002-03
 Cloyd, Tyler – 2017, 2019
 Coachman, Pete – 1991
 Cochran-Gill, Trey – 2015
 Codiroli, Chris – 1982, 1984, 1987
 Coffey, Todd – 2014
 Coggins, Frank – 1971
 Colborn, Jim – 1969, 1971
 Colbrunn, Greg – 2003
 Coleman, Casey – 2016
 Coleman, Trevor – 2011
 Collins, Don – 1980
 Collins, Mike – 2004
 Collis, Rocky – 2006
 Colton, Larry – 1970
 Comstock, Keith – 1982
 Connors, Bill – 1966-67
 Connors, Greg – 2002-03
 Conroy, Tim – 1985
 Constable, Jim – 1963-64
 Converse, Jim – 1995
 Cook, Ryan – 2018
 Cooke, Billy – 2019
 Corbell, Charles – 1988
 Corcoran, Roy – 2008-09
 Cordero, Chad – 2010
 Correia, Ron – 1991
 Corsi, Jim – 1988-90, 1992
 Cortez, Dan – 2010-11
 Cortez, Renee – 2006-07
 Cosman, Jim – 1970-71
 Cotter, Aaron – 2007
 Court, Ryan – 2019
 Cowan, Billy – 1966
 Cox, Bobby – 1966
 Cox, Jeff – 1981
 Cox, Larry – 1976
 Crabbe, Callix – 2009
 Cradle, Rickey – 1998
 Crawford, J.P. – 2019
 Crismatt, Nabil – 2019
 Crow, Dean – 1997
 Cruceta, Francisco – 2005-06

Cruz Jr., Jose – 1996-97
 Cruz, Fausto – 1993-94
 Cruz, Tommy – 1978
 Cuellar, Bobby – 1979-80
 Cummings, John – 1995
 Curnetta, Joey – 2019
 Cural, Jim – 1978
 Cutler, Brad – 1975
 Cyr, Eric – 2008

D

D'Acquisto, John – 1982
 Danish, Tyler – 2019
 Darwin, Jeff – 1995
 Dattola, Kevin – 1993
 Davey, Tom – 2000
 Daviault, Ray – 1961
 Davidson, Tom – 1969
 Davis, Ben – 2004
 Davis, Brock – 1970-71
 Davis, Don – 1966-67
 Davis, J.R. – 2019
 Davis, Jackie – 1963
 Davis, Jason – 2007
 Davis, Mike – 1981-82
 Davis, Tim – 1995-97
 Davidson, Scotty – 1995-96
 Dawkins, Gookie – 2007
 Dawley, Bill – 1989
 De Jong, Chase – 2017
 De La Cruz, Jose – 2007
 De La Rosa, Maximo – 1998-99
 De Los Santos, Ramon – 1984
 Decker, Joe – 1968-69, 1971
 Decker, Steve – 1997
 Dees, Charlie – 1960
 De Filippis, Art – 1977
 DeFratus, Justin – 2016
 Delabar, Steve – 2011-12
 Delaplaine, Sam – 2017
 Delcarmen, Manny – 2011
 DeLeon, Luis – 1980
 Delgado, Danny – 1999
 Delgado, Jesus – 2009
 Delgado, Oscar – 2002
 Delucchi, Dustin – 2005
 Dempsey, Pat – 1981
 Dempsey, Rick – 1972
 Denker, Travis – 2010
 Derrick, Mike – 1972
 Detwiler, Ross – 2018
 Diaz, Alex – 1995-96
 Diaz, Bo – 1979
 Diaz, Eddy – 1995-96
 Diaz, Victor – 2008
 Dickey, RA – 2008
 Dietrich, Pat – 1986, 1989-90
 Dietz, Dick – 1964-65
 Distaso, Alec – 1968, 1970
 Dobbs, Greg – 2004-06
 Dominguez, Jeffrey – 2005, 2010
 Dione, Juan – 2007
 Dorman, Rich – 2005-06, 2008
 Dorsett, Brian – 1986-87
 Dowling, Dave – 1966, 1968
 Downs, Brodie – 2007, 2009
 Doyle, Brian – 1978, 1981
 Dozier, Tom – 1985-87
 Drake, Ron – 1971
 Dressendorfer, Kirk – 1991
 Drinkwater, Sean – 1996
 Drumright, Keith – 1981-82
 Ducey, Rob – 1997
 Dudek, John – 1970
 Duffalo, Jim – 1960-61

FRONT
OFFICE

CHENEY
STADIUM

COACHES/STAFF

2021
RAINERS

2019 SEASON
REVIEW

OPPONENTS

HISTORY &
RECORDS

MEDIA &
MISC.

ALL-TIME ROSTER (1960-2020)

Dugger, Robert – 2016
 Duncan, Taylor – 1979
 Dunegan, Jim – 1969-71
 Dunigan, Joe – 2013
 Durango, Ariel – 1999
 Dybzinski, Jerry – 1979
 Dye, Scott – 1983
 Dye, Steve – 1988

E
 Earley, Arnold – 1966-67
 Edwards, Dave – 1977
 Eichelberger, Tony – 1964
 Elia, Lee – 1967-69
 Elias, Roenis – 2014-15, 2018
 Ellington, Brian – 2019
 Ellis, Jim – 1967-68
 Ellis, Rob – 1979
 Ellison, Josh – 2004
 Embry, Byron – 2007
 Engel, Arlo – 1964
 Eppard, Jim – 1986
 Epperly, Tom – 1975-76
 Erickson, Andrew – 1964
 Eskew, Dan – 1991
 Espinoza, Alvaro – 1997
 Esquivel, Andres – 2009
 Estelle, Dick – 1964-65
 Estrada, Chuck – 1966
 Evans, Bryan – 2017
 Evans, Johnny – 1982
 Everidge, Tommy – 2010
 Evert, Brett – 2004-05
 Ewing, Ray – 1972
 Extrano, Jetsy – 2011
 Ezell, Glenn – 1972-73

F
 Fairey, Jim – 1974
 Faison, Vince – 2004
 Falkenberg, Brian – 2001-2003
 Fanzone, Carmen – 1971
 Farley, Bob – 1960-61
 Farmer, Ed – 1983-84
 Farquhar, Danny – 2012-13, 2015
 Fast, Darcy – 1967-70
 Faul, Bill – 1966-67
 Feierabend, Ryan – 2007-08, 2010
 Feiner, Corey – 2008
 Felix, Lauro – 1994
 Felske, John – 1966, 1968
 Fermin, Felix – 1995
 Fernandez, Anthony – 2014
 Fernandez, Chico – 1967-68
 Fernandez, Jair – 2006
 Fernandez, Osvaldo – 1996
 Fernandez, Rafael – 2015
 Ferraro, Mike – 1973
 Ferrer, Sergio – 1974-75
 Festa, Matt – 2019
 Fick, Chuck – 1983
 Fields, Bruce – 1990
 Fields, Josh – 2011
 Fien, Casey – 2017
 Fife, Danny – 1973-74
 Figueroa, Ed – 1981-82
 Figueroa, Eduardo – 2000
 Figueroa, Luis – 2011, 2003
 Filia, Eric – 2016, 2019
 Fiorenza, Andrew – 2007
 Fisher, Eddie – 1960-61
 Fister, Doug – 2009-10
 Fitzer, Lyn – 1970
 Fitzgerald, Brian – 2001-2002
 Flannery, Mike – 2005-06

Flavin, John – 1966
 Fleetham, Ben – 1999
 Flener, Huck – 1999
 Fletcher, Tom – 1967
 Flores, Jose – 1999-2000
 Flores, Ramon – 2015
 Florido, Deivy – 2019
 Foppert, Jesse – 2005-06
 Ford, Darren – 2012
 Ford, Dave – 1983-84
 Fowler, Don – 1981-82
 Fox, Eric – 1990-94
 Fox, Matt – 2012
 Fraley, Jake – 2019
 Frank, Trevor – 2018
 Franklin, Nick – 2012-14
 Franklin, Ryan – 1997-2001
 Freeman, Corey – 2001
 Freeman, Mike – 2016-17
 Freese, Gene – 1988
 Freitas, David – 2018-19
 French, Luke – 2010-11
 Friedman, Jason – 1996
 Frieri, Ernesto – 2017
 Frulio, Tony – 1961
 Fruto, Emiliano – 2003, 2005-06
 Fry, Paul – 2016-17
 Fuentes, Brian – 2001
 Fuentes, Tito – 1964-65
 Fulmer, TA – 2004
 Funk, Frank – 1965
 Furbush, Charlie – 2012, 2016

G
 Gajkowski, Steve – 1997-98
 Gallagher, Al – 1965, 1967
 Gallego, Mike – 1982-84, 1986-87
 Gamel, Ben – 2017-18
 Gandolfo, Rob – 2002-03
 Garcia, Apolinar – 1988, 1991
 Garcia, Damaso – 1978
 Garcia, Freddy – 1998, 2000
 Garciaparra, Michael – 2005-06
 Garibaldi, Bob – 1963-65
 Garman, Mike – 1979
 Garrett, Adrian – 1971
 Garrett, Lynn – 1983
 Garrett, Shawn – 2008
 Garrido, Gil – 1961-65
 Garrison, Marv – 1980
 Garrison, Steve – 2012
 Garrison, Webster – 1991-93
 Garton, Ryan – 2017-19
 Garvin, Jerry – 1976
 Gary, Alex – 2006
 Gates, Brent – 1993, 1997
 Gatewood, Aubrey – 1968
 Gatlin, Mike – 1975
 Gaviglio, Sam – 2015-17
 Gebhard, Bob – 1973
 Gelfarb, Steve – 1981
 Gelnar, John – 1972
 Gerez, Francisco – 2004
 Germano, Justin – 2015
 Gernert, Dick – 1962
 Giambi, Jason – 1994
 Giddings, Wayne – 1985
 Gideon, Jim – 1976-77
 Gigon, Norm – 1966-67
 Gile, Don – 1963
 Gill, Ken – 1972-73
 Gillespie, Cole – 2014
 Gillheeny, James – 2013-15
 Gillies, Darin – 2018-19
 Gimenez, Chris – 2011

Gipson, Charles – 1997-2000
 Glaser, Gordy – 1980
 Glenn, John – 1963
 Glinatsis, George – 1995
 Goeddel, Erik – 2018
 Goetz, John – 1961-63
 Goltz, Dave – 1972, 1974
 Gomez, Fabio – 1993
 Gomez, Jeanmar – 2017
 Gomez, Luis – 1974, 1976-77
 Gonzales, Marco – 2017
 Gonzales, Wiki – 2004-05
 Goodwin, Danny – 1982-85
 Goossen, Greg – 1971
 Gordon, Dee – 2019
 Gorgas, Marvin – 2016
 Gorinski, Bob – 1975-76
 Gorman, Tom – 1988
 Gosewisch, Tuffy – 2017
 Goudeau, Ashton – 2018
 Gould, Clint – 1995-96
 Gonzalez, Jason – 2001
 Graff, Milt – 1961-62
 Graham, Dan – 1977
 Grandas, Bob – 1981-82
 Gray, Gary – 1980
 Graybill, David – 1995
 Grebeck, Austin – 2017
 Green, Nick – 2007
 Green, Otis – 1995
 Green, Sean – 2005-2007
 Gregg, Kevin – 2015
 Griffey Jr., Ken – 1995
 Griffey, Craig – 1997
 Grimm, Justin – 2018
 Gross, Wayne – 1986
 Grotz, Zac – 2019
 Grube, Jarrett – 2010-12, 2016
 Grunhard, Dan – 1992
 Gryboski, Kevin – 2000-2001
 Guetterman, Lee – 1995-96
 Guevara, Giomar – 1997, 1999
 Guaipae, Mayckol – 2015-16
 Guilbeau, Taylor – 2019
 Guillen, Carlos – 1998, 2000, 2003
 Guinn, Brian – 1986
 Gura, Larry – 1969-71
 Guth, Bucky – 1972-73
 Gutierrez, Franklin – 2011-13, 2015
 Guzman, Elpidio – 2004
 Guzman, Freddy – 2009
 Guzman, Johnny – 1991-93
 Guzman, Jose – 1996
 Guzman, Juan – 2006

H
 Haberer, Jake – 2019
 Haeger, Charlie – 2011
 Hagadone, Nick – 2017
 Hague, Matt – 2018
 Hain, Bill – 1961-63
 Hairston, John – 1969-70
 Halama, John – 2001-02
 Hall, David – 2005
 Hall, Josh – 2009
 Hall, Tom – 1977
 Haller, Tom – 1960-61
 Halman, Greg – 2010-11
 Hamilton, Dave – 1981
 Hamulack, Tim – 2003
 Hancock, Garry – 1984
 Hands, Bill – 1963-65
 Haney, Todd – 1997
 Haniger, Mitch – 2017, 2019

FRONT
OFFICE

CHENEY
STADIUM

COACHES/STAFF

2021
RAINIERS

2019 SEASON
REVIEW

OPPONENTS

HISTORY &
RECORDS

MEDIA &
MISC.

ALL-TIME ROSTER (1960-2020)

Hanna, Preston – 1983
 Hannahan, Jack – 2010
 Hansen, Dave – 2005
 Hansen, Terrel – 1995
 Harikkala, Tim – 1995-98
 Harmon, Robert – 2007
 Harper, Brian – 1987, 2000
 Harper, Ryne – 2017
 Harris, Jeff – 2004-06
 Harris, LeRoy – 1966
 Harris, Reggie – 1991-92
 Harrison, Ron – 1984-85
 Hart, Corey – 2014
 Hart, Jim Ray – 1963
 Hartenstein, Chuck – 1966-68
 Hassey, Ron – 1979
 Haveman, Brandon – 2011
 Haydel, Hal – 1972
 Head, Dan – 2001
 Healy, Tucker – 2018
 Heath, Bill – 1969-70
 Heath, Mike – 1992
 Heaverlo, Dave – 1981-83
 Heaverlo, Jeff – 2000, 2003-05
 Hebert, Brock – 2014
 Heimer, Todd – 1979-80
 Heimueller, Gorman – 1981-84
 Heinold, Doug – 1978
 Helder, Eugene – 2017
 Helfand, Eric – 1994
 Hemond, Scott – 1990-92
 Henderson, Dave – 1992-93
 Henderson, Ken – 1964
 Henderson, Rod – 2000
 Henderson, Steve – 1987
 Henn, Sean – 2012
 Henriquez, Ralph – 2011-12
 Henry, Butch – 1999
 Hensley, Chuck – 1983
 Hensley, Steven – 2012-13
 Herbel, Ron – 1961-63, 1972
 Heredia, Guillermo – 2016, 2018
 Hermanek, John – 1968
 Hernandez, Brayan – 2017
 Hernandez, Cal – 2018
 Hernandez, Carlos – 2000
 Hernandez, Carlos – 2019
 Hernandez, Felix – 2005, 2016-17, 2019
 Hernandez, Gabby – 2009
 Heron, Karl – 1960
 Herrmann, Chris – 2018
 Heston, Chris – 2017
 Hiatt, Jack – 1965
 Hibbs, Jim – 1970-71
 Hickman, Jim – 1968
 Hicks, John – 2014-15
 Higgins, Tyler – 2018
 Hill, Donnie – 1983-84, 1989
 Hill, Nick – 2013-14
 Hill, Orsino – 1992
 Hillegas, Shawn – 1993
 Hiller, Chuck – 1961
 Hills, Rich – 1999
 Hinchliffe, Brett – 1998-99
 Hiser, Gene – 1970-71
 Hoane, Wes – 2000
 Hobson, Cam – 2015
 Hodges, Kevin – 1999-2001
 Hoerman, Jared – 2004
 Hokanson, Harry – 1965
 Holbert, Aaron – 1998, 2002
 Holcomb, Scott – 1989
 Holden, Dick – 1962
 Holdridge, David – 1997-99

Holdsworth, Fred – 1981
 Holly, Jeff – 1977
 Holman, Brad – 1995
 Holt, Jim – 1972
 Holzemer, Mark – 1997
 Hooton, Burt – 1971
 Hoover, Connor – 2018-19
 Hoppe, Jim – 1973
 Horner, Jim – 2001-2004
 Horsman, Vince – 1993-94
 Hosley, Tim – 1982
 Hotchkiss, John – 1983-84
 House, Craig – 2003
 Howard, Christopher – 1995
 Howard, Doug – 1974
 Howard, Kevin – 2008
 Howard, Steve – 1989-90
 Howie, Mark – 1987
 Howitt, Dann – 1988, 1990-92
 Hrynio, Michael – 2006-07
 Huber, Jon – 2006-2008
 Huckaby, Ken – 1998
 Hudgens, Dave – 1983-84
 Hudson, Bob – 1984
 Hughes, Jim – 1973-74, 1977
 Hughes, Terry – 1970-71
 Huisman, Justin – 2006
 Hulett, Tug – 2008, 2010
 Hull, Eric – 2009
 Hultzen, Danny – 2012-13
 Humphreys, Michael – 1995
 Hundley, Randy – 1964-65
 Hunt, Ken – 1966
 Hunter, Brian R. – 1996
 Hunter, Kyle – 2016-17
 Hurtado, Edwin – 1996-97
 Hutchison, Austin – 2017-18

I
 Ibanez, Raul – 1996-2000, 2004
 Irwin, Dennis – 1978
 Iwakuma, Hisashi – 2014-15, 2017
 Izturis Jr., Cesar – 2018

J
 Jackson, Austin – 2015
 Jackson, Ryan C. – 2017
 Jackson, Ryan D. – 1999
 Jackson, Tyler – 2018
 Jacobs, Greg – 2004-05
 Jacobsen, Bucky – 2004-05
 Jacquez, Pat – 1970
 Jaeckel, Paul – 1966
 Jakubauskas, Chris – 2008-09
 James, Cleo – 1971
 James, Dick – 1967, 1970
 Jaramillo, Jason – 2013
 Jarvis, Matt – 2001-2002
 Javier, Stan – 1986-87
 Jaycox, Greg – 1972
 Jennings, Doug – 1988-91
 Jesteadt, Garry – 1970-71
 Jimenez, Cesar – 2005-0009, 2011-12
 Jimenez, Jose – 2012
 Jimenez, Luis – 2011-12
 Jimenez, Manny – 1969
 Jimenez, Miguel – 1993-94
 Jimerson, Charlton – 2007-08
 Johannesen-Ellis, Tommy – 2007
 Johjima, Kenji – 2009
 Johns, Doug – 1994
 Johnson, Brent – 2008
 Johnson, Clark – 1962
 Johnson, Earl – 1999

Johnson, Frank – 1965
 Johnson, Rett – 2003
 Johnson, Rob – 2006-2008, 2010
 Johnson, Roy – 1986-88
 Johnson, Steve – 2016
 Johnson, Tom – 1975-76
 Johnson, Tyler – 2009
 Johnson, Wallace – 1990
 Johnston, Rex – 1965
 Jones, Adam – 2006-2007
 Jones, Clarence – 1966-68
 Jones, Darryl – 1978
 Jones, Gary – 1987-89
 Jones, James – 2013-15
 Jones, Jim – 1985-86, 1988
 Jones, Jeff – 1982-84
 Jones, P.J. – 2016
 Jones, Ross – 1988
 Jones, Sherman – 1960-61
 Jordan, Ricky – 1996
 Jorgensen, Randy – 1998
 Jose, Felix – 1988-89
 Joseph, Ricardo – 1962-63
 Juelsgaard, Jarod – 1998
 Jurak, Ed – 1988

K
 Kaiser, Jeff – 1984-86
 Kaleiwaeha, Brennon – 2019
 Kalmeyer, Bob – 1978
 Kaye, Justin – 2001-02
 Kazmar, Sean – 2011
 Kearney, Bob – 1981-82, 1987
 Kelley, Shawn – 2009-2012
 Kelly, John – 2004
 Kelly, Kenny – 2002-03
 Kelly, Ryan – 2017
 Kelly, Tom – 1972-75, 1977
 Kelly, Ty – 2013-14
 Kennedy, Garrett – 2018
 Kennison, Kyle – 1998
 Kensing, Logan – 2014-15
 Kerr, Raymond – 2019
 Kerski, Rody – 2017
 Ketchner, Ryan – 2002
 Key, Chris – 2004-05
 Kibler, Russ – 1986-87
 Kida, Masao – 2005
 Kickham, Mike – 2015
 Kiefer, Steve – 1984-85
 Kiekhefer, Dean – 2017
 Killeen, Tim – 1993
 Killingsworth, Kirk – 1988
 King, Jerome – 1983
 King, Kevin – 1995
 Kingery, Mike – 1992
 Kingman, Brian – 1982
 Kingsale, Eugene – 2001-02
 Kinkade, Mike – 2008
 Kinzey, Dennis – 1982
 Kinney, Josh – 2012-13
 Kintredge, Andrew – 2013, 2015-16
 Kivlehan, Patrick – 2015-16
 Klink, Joe – 1988-89, 1996
 Klutts, Mickey – 1981
 Knapp, Aaron – 2019
 Knapp, Mike – 1996
 Knudson, Guido – 2016
 Kober, Collin – 2019
 Kohlscheen, Stephen – 2014
 Kommink, Brad – 1991
 Koonce, Cal – 1966
 Kopach, Connor – 2019
 Koplitz, Howie – 1964

FRONT OFFICE
 CHENEY STADIUM
 COACHES/STAFF
 2021 RAINIERS
 2019 SEASON REVIEW
 OPPONENTS
 HISTORY & RECORDS
 MEDIA & MISC.

ALL-TIME ROSTER (1960-2020)

Koplove, Mike – 2009-10
 Kramer, Joe – 1986
 Kratz, Erik – 2015
 Krause, Scott – 2002
 Krenchicki, Wayne – 1987-88
 Kroon, Marc – 1999
 Krueger, Bill – 1984-87, 1995
 Krueyer, Chad – 1995
 Krugg, Everett – 1966
 Kusick, Craig – 1973-75
 Kuzmic, Craig – 2002-03
 Kuzminsky, Scott – 2017
 Kyles, Stan – 1985-87

L

La Rose, Vic – 1968-69
 LaFromboise, Bobby – 2012-13
 LaHair, Bryan – 2006-2009
 Lamabe, John – 1969
 Lambert, Reese – 1988-90
 Lambert, Tim – 1985-86
 Lamp, Dennis – 1987
 Lampkin, Tom – 2000
 Landazuri, Stephen – 2015
 Landry, Jacques – 2003
 Landry, Leon – 2015
 Langerhans, Ryan – 2010
 Langford, Rick – 1984
 Lanier, Hal – 1964

Lansford, Carney – 1991
 Lansford, Joe – 1985-86
 Larker, Norm – 1964
 Larsen, Don – 1968
 Latter, David – 1992
 Law, Adam – 2018
 Law, Joe – 1987-90
 Law, Ron – 1972
 Law, Vance – 1991
 Lawrence, Casey – 2017-18
 Leach, Jalal – 1997, 2003
 LeBlanc, Wade – 2019
 Lee, Cliff – 2010
 Lee, Dae-Ho – 2016
 Lee, Don – 1967
 Lee, Zach – 2016
 Lehr, Justin – 1997
 Leiper, Dave – 1984-87, 1990, 1994
 Leiter, Mark – 1999
 LeMaster, Johnnie – 1987
 LeMay, Dick – 1960, 1962, 1969-70
 Lemonds, Dave – 1969-70
 Leone, Dominic – 2015
 Leone, Justin – 2004-05
 Lerner, Lewis – 1975
 Leshner, Brian – 2000
 Lewis, Darren – 1990
 Lewis, Scott – 1995
 Leyer, Robinson – 2019
 Lezcano, Carlos – 1984
 Liberato, Luis – 2019
 Liddi, Alex – 2011-13
 Light, Pat – 2017-18
 Limonta, Johan – 2011-12
 Lintz, Larry – 1979
 Linzy, Frank – 1964
 Lira, Felipe – 1997-98
 Littleton, Larry – 1980
 Littleton, Wes – 2010
 Littlewood, Marcus – 2016
 Litton, Greg – 1995
 Liverpool, Marquise – 2006
 Livingston, Bobby – 2005-06
 Lobaton, Jose – 2019

Loberg, Tim – 1977
 Lockhart, Keith – 1992
 Lombardo, Earl – 1969
 Lonchar, John – 1977
 Long, Shed – 2019
 Looper, Aaron – 2003-04, 2006
 Lopes, Tim – 2019
 Lopez, Albie – 2005
 Lopez, Aquilino – 2002
 Lopez, Danny – 2011
 Lopez, Jose – 2004-05
 Lopez, Mickey – 2003-04
 Lorraine, Andrew – 1998, 2005
 Lovenguth, Lynn – 1960-61
 Lowe, Derek – 1996-97
 Lowe, Mark – 2007, 2015, 2017
 Lucas, Ed – 2016
 Luce, Rob – 1999
 Luebber, Steve – 1972-73, 1975, 1977
 Lueke, Josh – 2010-11
 Luetge, Lucas – 2013-15
 Lundstedt, Tom – 1975
 Lung, John – 1968-71
 Lydy, Scott – 1993-94
 Lysander, Rick – 1981
 Lysgaard, Jim – 1978

M

Mabry, John – 2000, 2003
 MacDougal, Mike – 2014
 Machado, Robert – 2000
 Machi, Jean – 2017
 Mack, Chantz – 2014
 Mack, Quinn – 1995
 MacKenzie, Ken – 1964
 Mackintosh, Jason – 2007
 Maddux, Mike – 1997
 Madritsch, Bobby – 2004
 Maduro, Jorge – 2003-04
 Magdaleno, Ricky – 2000
 Maldonado, Carlos – 1994
 Maldonado, Carlos – 1998
 Maldonado, Felix – 1963
 Mallory, Sheldon – 1979
 Malool, Jack – 1976
 Mandile, Tom – 1966-68
 Maneely, Bob – 1976
 Mangini, Matt – 2010-11
 Manos, Pete – 1980
 Manrique, Fred – 1991
 Manuel, Charlie – 1973
 Manuel, Robert – 2009
 Manzanillo, Josias – 1997
 Manzanillo, Ravelo – 1997
 Maranda, Georges – 1961
 Marichal, Juan – 1960
 Marietta, Louis – 1983
 Mariscal, Chris – 2019
 Marjama, Mike – 2017-18
 Markel, Parker – 2019
 Marquez, Jeff – 2012
 Marshall, Evan – 2017
 Marte, Damaso – 1999
 Marte, Ketel – 2014-16
 Martin, Cody – 2016-17
 Martin, Leonys – 2017
 Martinez, Gustavo – 2001-02, 2004
 Martinez, Manny – 1993-94, 1996
 Mateo, Julio – 2002, 2007
 Mathis, Joe – 1999
 Matias, John – 1973
 Matos, Francisco – 1994, 1999
 Matos, Josue – 2002

Maurer, Brandon – 2013-14
 May, Davis – 1976-77
 Maynard, Scott – 1995, 2004
 McCall, Larry – 1978, 1980
 McCarthy, Greg – 1996-99
 McCarty, David – 1998
 McCaughan, Darren – 2018-19
 McClain, Jim – 1962, 1964
 McClain, Reggie – 2019
 McClelland, Travis – 2000
 McCormick, Mike – 1973
 McCovey, Willie – 1960
 McCoy, Tim – 1990-91
 McDonald, Rusty – 1983-84
 McFadden, Leon – 1971
 McGinnis, Russ – 1988-90
 McGwire, Mark – 1986
 McIver, Anthony – 1975
 McKay, Dave – 1975-76, 1983
 McKay, David – 2019
 McKnight, Jim – 1965
 McLaughlin, Bo – 1982, 1985
 McLaughlin, Joey – 1985-86
 McMahan, Ed – 1973
 McMath, Jim – 1969-70
 McNealy, Rusty – 1983
 Meacham, Rusty – 1996
 Meche, Gil – 1999-2000, 2004
 Mecir, Jim – 1995
 Medina, Yoervis – 2010, 2013, 2015
 Meeks, Tim – 1987-88
 Mejia, Erick – 2015
 Mejias-Brean, Seth – 2017-18
 Melson, Gary – 1979
 Menchaca, Eddy – 2002
 Meneses, Alex – 2007
 Menhart, Paul – 1996-97
 Mercado, Orlando – 1988
 Mercedes, Henry – 1990, 1992-94
 Mersch, Neal – 1978
 Messenger, Randy – 2008-09
 Metzger, Roger – 1969-70
 Meyer, Dan – 1984
 Meyer, Jake – 2000-2002
 Meyers, Chad – 2003
 Meyers, LeRoy – 1966
 Mickolio, Kameron – 2007
 Mielke, Gary – 1991
 Milacki, Bob – 1995-96
 Millay, Keith – 1992
 Miller, Brad – 2013
 Miller, Corky – 2006
 Miller, Ian – 2017-19
 Miller, Justin – 2011
 Miller, Russ – 1990
 Miller, Trevor – 2014
 Millette, Joe – 1997
 Mills, Brad – 2016
 Milone, Tommy – 2019
 Miner, Zach – 2014
 Minetto, Craig – 1981
 Minor, Blas – 1996
 Minor, Ryan – 2002
 Miranda, Ariel – 2018
 Misiewicz, Anthony – 2019
 Mitchell, Bobby – 1967
 Mitchell, D.J. – 2012-13
 Mize, Paul – 1981-82
 Moble, Willie – 1968
 Mohler, Mike – 1994
 Molina, Izzy – 1992
 Monahan, Shane – 1997-2000
 Montane, Ivan – 2000
 Montero, Jesus – 2013-15

ALL-TIME ROSTER (1960-2020)

Montgomery, Mike - 2015
 Montreuil, Al - 1969-71
 Monzant, Ray - 1960
 Monzon, Dan - 1974
 Monzon, Erick - 2006, 2009
 Moon, Brian - 2004
 Mooneyham, Bill - 1985-87
 Moore, Adam - 2009-10, 2012
 Moore, Andrew - 2017, 2019
 Moore, Dylan - 2019
 Moore, Kelvin - 1981-83
 Morales, Johmbeyker - 2015
 Morales, Willie - 1993
 Moran, Al - 1966
 Moran, Brian - 2012-13
 Morban, Jose - 2006
 Morban, Julio - 2014-15
 Moreta, Ramon - 2001
 Morgan, Russ - 2000
 Morin, Mike - 2018
 Morris, Danny - 1972
 Morrison, Logan - 2014
 Morrow, Brandon - 2008-09
 Morse, Mike - 2005-07, 2009, 2013
 Mortimore, Travis - 2007
 Mosquera, Julio - 2003
 Moss, Damian - 2005
 Moss, Steve - 2009
 Mota, Manny - 1961
 Motter, Taylor - 2017-18
 Moyer, Jamie - 1997
 Moyers, Steven - 2018
 Mullen, Scott - 2005
 Munro, Danny - 2017-18
 Munoz, Luis - 2009-10
 Munson, Kevin - 2016
 Mura, Steve - 1985
 Murfee, Penn - 2019
 Murphy, Dwayne - 1987
 Murphy, Mike - 1999-2000
 Murphy, William - 1970
 Murray, Tom - 1968
 Musselman, Jeff - 1991-92
 Mustad, Eric - 1981-82
 Myers, Adrian - 2001, 2003
 Myers, Dennis - 1975
 Myers, Ed - 1983-84
 Myers, Randy - 2001
 Myette, Ken - 1968

N

Nady, Xavier - 2014
 Nageotte, Clint - 2004-06
 Nannini, Mike - 2006
 Narleski, Steve - 1979
 Narron, Jerry - 1978
 Nasif, Ralph - 1973
 Navarro, Efen - 2016
 Navarro, Julio - 1960-62
 Navarro, Oswaldo - 2006-2009
 Navarro, Rey - 2018
 Neel, Troy - 1991-93
 Negron, Kristopher - 2019
 Neill, Mike - 1994, 2000
 Nelson, Brad - 2009-10
 Nelson, Joe - 2010
 Nelson, Jon - 2006-2008
 Nelson, Rob - 1986-87
 Nesbit, Michael - 2004
 Nettles, Jim - 1973, 1981-82
 Newby, Joey - 2009
 Newfield, Marc - 1995
 Newnam, Ray - 1970-71
 Newsome, Ljay - 2018-19

Nicholson, Carl - 1979
 Niese, Jon - 2019
 Nieuwenhuis, Kirk - 2018
 Noesi, Hector - 2012-13
 Nola, Austin - 2019
 Noland, James - 1995
 Nolin, Sean - 2019
 Noriega, Gabriel - 2014
 Norrid, Tim - 1979-80
 Norris, Mike - 1983, 1989-90
 Northcraft, Aaron - 2019
 Norton, Greg - 2008
 Norton, Tom - 1973, 1975
 Norwood, Willie - 1976-77
 Nottebart, Don - 1970
 Nunez, Abraham - 2005
 Nunez, Isreal - 2007, 2009
 Nunez, Jhonny - 2013
 Nunez, Luis - 2007
 Nuno, Vidal - 2015

O

Obradovich, Jim - 1974
 O'Brien, Bob - 1973
 O'Brien, Charlie - 1984-85
 Ochoa, Blake - 2010
 Ochoa, Sebastian - 2018
 O'Connell, Danny - 1960
 Odom, Joe - 2018-19
 O'Flaherty, Eric - 2006-08
 Ogren, Ryne - 2018
 Ohka, Tomo - 2007
 Ojeda, Miguel - 2005
 Oldham, Tom - 2006
 Oliver, Dave - 1979-80
 Oliver, Joe - 2000
 Oliver, Nate - 1970
 Oliveros, Luis - 2008
 Olivo, Miguel - 2005, 2012
 Olmos, Edgar - 2015
 Olson, Garrett - 2009-10
 Olson, Tyler - 2015
 O'Malley, Shawn - 2015-17
 O'Neill, Tyler - 2017
 Ontiveros, Steve - 1984-85, 1987
 Orsino, John - 1961-62
 Ortiz, Jose - 1971
 Osteen, Gavin - 1992-94
 Otto, Dave - 1988-90
 Overton, Dillon - 2017
 Overton, Joe - 1965
 Owchinko, Bob - 1985
 Owens, Jerry - 2009

P

Pacheco, Alex - 1997
 Pacheco, Jordan - 2019
 Paez, Paul - 2017
 Pagan, Emilio - 2016-17
 Pagan, Jose - 1960
 Page, Mitchell - 1981-82
 Pagel, Karl - 1980
 Palat, Ed - 1974-75
 Palazzolo, Steve - 2010
 Palmer, Matt - 2014
 Paniagua, Jose - 1998
 Paolini, Daniel - 2015
 Paquette, Craig - 1992-94
 Paredes, Edward - 2007, 2010-11
 Parker, Blake - 2016
 Parker, Clayton - 1991
 Parker, Terrence - 2006
 Parque, Jim - 2007
 Parrish, John - 2007
 Patrick, Bronswell - 1993-94
 Patterson, Corey - 2013
 Patterson, Dave - 1982
 Patterson, Scott - 2010-12
 Pauley, David - 2010, 2012
 Paxton, James - 2013-16
 Paxton, Mike - 1980
 Pazik, Mike - 1974-76
 Pazos, James - 2018
 Pazos, Manny - 2018
 Pedrique, Al - 1990
 Pecci, Jay - 2003
 Pedrol, Christian - 2019
 Peek, Tim - 1992-93
 Peguero, Carlos - 2011-13
 Peguero, Julio - 1995-96
 Pellow, Kit - 2005
 Pena, Bobby - 1966
 Pena, George - 1967, 1969, 1974-75
 Pena, Wily Mo - 2011
 Penalver, Luis - 1962
 Perez, Bill - 1989
 Perez, Oliver - 2012
 Perez Jr., Robert - 2019
 Perez, Williams - 2018
 Perkins, Cameron - 2018
 Perlozzo, Sam - 1977
 Perry, Bob - 1960-63
 Perry, Gaylord - 1960-63
 Petagine, Roberto - 2006
 Peters, Ricky - 1983-86
 Peterson, Cap - 1963, 1972
 Peterson, D.J. - 2015-17
 Petit, Yusmeiro - 2010
 Pettis, Gary - 1993
 Pevey, Marty - 1995
 Phifer, Ron - 1962
 Phillips, Anthony - 2010
 Phillips, Dick - 1960-62
 Phillips, J.R. - 2003
 Phillips, Tony - 1981-82, 1985, 1987-88
 Phillips, Tony - 1995-96
 Phoenix, Steve - 1993-94
 Piche, Ron - 1968-69
 Pico, Jeff - 1991
 Pietroburgo, Rob - 1980
 Pina, Manny - 2014
 Pineda, Michael - 2010
 Pineda, Rafael - 2015, 2017
 Pineiro, Joel - 2000-2001, 2005
 Pirkil, Greg - 1995-96
 Pizzano, Dario - 2016-17
 Pizzaro, Juan - 1971
 Pizzaro, Melvin - 2005
 Pledger, Kinnis - 1999
 Plews, Herb - 1965
 Plunk, Eric - 1985-87
 Podsednik, Scott - 2001-02
 Poeping, Mike - 1975-76
 Pointer, Aaron - 1968-69
 Polidor, Gus - 1991-92
 Polinsky, Bob - 1978
 Polo, Tito - 2019
 Polonia, Luis - 1986-88
 Popovich, Paul - 1966
 Povse, Max - 2017-18
 Powell, Boog - 2016-17
 Powell, Hosken - 1977
 Powers, John - 1963
 Poythress, Rich - 2013
 Pozo, Arquimedes - 1995-96
 Pregenzer, John - 1963-65
 Prescott, George - 1960
 Prettyman, Ronnie - 2007

ALL-TIME ROSTER (1960-2020)

Pries, Jordan – 2014-16
 Procopio, Jim – 1966
 Proly, Mike – 1977
 Pryor, Buddy – 1989
 Pryor, Stephen – 2012-14
 Pulsipher, Bill – 2004
 Puryear, Nate – 1979
 Putz, JJ – 2002-2004, 2008
 Pyznarski, Tim – 1984

Q
 Qualls, Jim – 1968-70
 Quinones, Luis – 1983
 Quintero, Humberto – 2014
 Quirk, Jamie – 1989
 Quiroz, Guillermo – 2006, 2009-10, 2012

R
 Raabe, Brian – 1997
 Raczka, Mike – 1990, 1992-93
 Radatz, Dick – 1967
 Radmanovich, Ryan – 1998-99
 Rajsich, Dave – 1978
 Rall, Tim – 2005
 Ralston, Bill – 1974-75
 Ramirez, Erasmo – 2011-14, 2018
 Ramirez, Horacio – 2007
 Ramirez, JC – 2015
 Ramirez, Jose – 2015
 Ramirez, Ramon – 2014
 Ramos, Domingo – 1978
 Ramsay, Rob – 1999-2001
 Ramsey, James – 2016-17
 Rapada, Clay – 2014
 Rasmussen, Rob – 2015
 Ratliff, Lane – 2017
 Raudman, Bob – 1966-67
 Reberger, Frank – 1968
 Redfern, Pete – 1976
 Redman, Prentice – 2007-2009
 Reece, Thad – 1985-87
 Reed, Jeremy – 2004, 2007-08
 Reichert, Dan – 2005
 Reid, Jessie – 1989
 Reimer, Kevin – 1996-97
 Reitsma, Chris – 2007
 Relaford, Desi – 1995-96
 Rende, Sal – 1979-80
 Renfree, Matt – 2008
 Renfro, Marshall – 1960
 Renick, Rick – 1973-76
 Reser, Phil – 1970
 Retzer, Edwin – 1983
 Reuschel, Paul – 1971
 Reveira, Frank – 1960-62
 Reynolds, Archie – 1968-69
 Reynolds, Kevin – 2006-2007
 Rhodes, Dusty – 1960-63
 Rhomberg, Kevin – 1980
 Rickey, Ralph – 1970-71
 Rico, Al – 1972
 Ridings, Steven – 2017
 Rifkin, Aaron – 2005
 Rijo, Jose – 1985, 1987
 Ring, Royce – 2011
 Risley, Bill – 1995
 Rivas, Danny – 1961-63
 Rivera, Jansiel – 2018
 Rivera, Michael – 2017
 Rivera, Mumba – 2008, 2010
 Rivera, Rene – 2004-06
 Rivero, Carlos – 2015
 Rivette, Scott – 2000

Roach, Donn – 2016
 Robbins, Doug – 1993
 Roberson, Kevin – 1995
 Robertson, Andre – 1988
 Robertson, Daniel – 2016
 Robertson, Nate – 2011
 Robinson, Bruce – 1984
 Robinson, Jerry – 1963
 Robinson, Kerry – 1999
 Robinson, Trayvon – 2011-12
 Robisch, Jon – 1967
 Robles, Mauricio – 2010-12
 Roderick, Barry – 1973, 1976
 Rodriguez, Alex – 1995-96
 Rodriguez, Frank – 2000
 Rodriguez, Luis – 2011-12
 Rodriguez, Rick – 1983-87
 Rodriguez, Roberto – 1971
 Roe, Chaz – 2011
 Roenicke, Ron – 1986
 Rogelstad, Matt – 2003
 Rogers, Mark – 2014
 Rohrbaugh, Robert – 2007-08
 Rohn, Dan – 1987
 Rohrmeier, Dan – 1997-98
 Rojas, Minnie – 1963
 Rolison, Nate – 2002
 Rollins, David – 2015-16, 2018
 Romano, Tom – 1984-85
 Romero, Stefan – 2013-16
 Rosa, Joseph – 2017
 Rose, Brad – 2004
 Ross, Gary – 1967-68
 Rossy, Rico – 1998
 Rowland-Smith, Ryan – 2007-10
 Royer, Stan – 1989
 Roznovsky, Vic – 1967
 Rubio, Jorge – 1967
 Rudolph, Ken – 1968, 1971
 Ruffin, Chance – 2012-14
 Ruggiano, Justin – 2015
 Rumbelov, Nick – 2018-19
 Runion, Tony – 2004
 Rupp, Cameron – 2018
 Rzepczynski, Marc – 2018

S
 Sadowski, Ted – 1964
 Sachse, Matt – 1999
 Sain, Tom – 1976-77
 Sakata, Lenn – 1986
 Salkeld, Roger – 1995
 Sammons, Lee – 1991
 Sampson, Adrian – 2015-16
 Sanchez, Alejandro – 1987-88
 Sandel, George – 2004
 Sanders, Anthony – 2000
 Sandoval, Juan – 2007
 Santa, Kevin – 2017, 2019
 Santiago, Ramon – 2004-05
 Santin, Daniel – 2007
 Sardinias, Luis – 2016
 Sardinha, Bronson – 2008
 Sasaki, Kazuhiro – 2003
 Saul, Jim – 1967, 1970
 Saunders, Dennis – 1972
 Saunders, Doug – 1995-96
 Saunders, Joe – 2015
 Saunders, Michael – 2008-10, 2013-14
 Savastano, Scott – 2008, 2012-13
 Schaefer, Jeff – 1994
 Scheffer, Aaron – 1999-2000
 Schepel, Kyle – 2015
 Scherer, Doug – 1985
 Schlereth, Daniel – 2018
 Schlesinger, Bill – 1968
 Schmidt, Dave – 1992
 Schmitz, Dan – 1978
 Schock, Bill – 1991
 Schroder, Bobby – 1968
 Schurr, Wayne – 1963, 1966
 Schuster, Frank – 1974
 Schweiger, Brian – 2005-06
 Scott, Bob – 1967
 Scott, Dickie – 1989-90
 Scott, Ryan – 2017
 Scott, Taylor – 2019
 Scribner, Evan – 2016-17
 Seager, Kyle – 2011, 2019
 Sealy, Scot – 1995, 1997-99
 Sears, Todd – 2006
 Seberger, Mike – 1974, 1976
 Secrist, Don – 1971
 Seddon, Chris – 2009-2011
 Seelbach, Chris – 1998
 Segura, Jean – 2017
 Seitzer, Brad – 1998-99
 Sena, Jandy – 2012
 Serrano, Wascar – 2002
 Serum, Gary – 1977
 Sexton, Jimmy – 1981-82
 Shaddy, Christopher – 1988
 Shank, Zach – 2015-17
 Shaver, Jeff – 1988-90
 Shaw, Curtis – 1994
 Sheaffer, David – 2019
 Sheets, Andy – 1995-97
 Sheffield, Justus – 2019
 Shelen, Carl – 1965
 Shell, Steven – 2009-10
 Shelton, Chris – 2009
 Sherman, Darrell – 1995
 Sherow, Dennis – 1982-83
 Sherrill, George – 2004-05
 Sherrod, George – 1968-71
 Shibillo, Andy – 2004
 Shikles, Larry – 1993
 Shipley, Joe – 1960
 Shockey, Scott – 1990, 1993
 Shoemaker, Scott – 2008
 Shotkoski, David – 1989
 Show, Eric – 1991
 Silva, Carlos – 2009
 Silvestre, Juan – 1997
 Simas, Bill – 2004
 Simmons, Enoch – 1994
 Simmons, Nelson – 1991
 Simmons, Shae – 2017
 Simons, Mitch – 1998
 Simpson, Allan – 2003
 Simpson, Corey – 2014
 Sinatro, Matt – 1987-88
 Sinclair, Steve – 1999-2000
 Sinner, Roger – 1963-64
 Sitton, Kraig – 2016
 Skidmore, Roe – 1969-70
 Slagle, Roger – 1978
 Slater, Johnny – 2019
 Slaughter, Sterling – 1966
 Sliwinski, Kevin – 1988
 Slusarski, Joe – 1990-94
 Smith, Bobby Gene – 1966-67
 Smith, Carson – 2014
 Smith, Charley – 1969
 Smith, Chris – 2011
 Smith, Coleman – 1974-75
 Smith, Garry – 1978

FRONT OFFICE

CHENEY STADIUM

COACHES/STAFF

2021 RAINIERS

2019 SEASON REVIEW

OPPONENTS

HISTORY & RECORDS

MEDIA & MISC.

ALL-TIME ROSTER (1960-2020)

Smith, Jack – 1992
 Smith, Josh A. – 2018
 Smith, Mallex – 2019
 Smith, Mark – 1983
 Smith, Paul – 1963-64
 Smith, Raymond – 1986
 Smith, Ryan – 1997
 Smith, Tim – 1992-94
 Smith, Tom – 1968
 Smith, Tyler – 2016-17
 Smithberg, Roger – 1993-94
 Smoak, Justin – 2010-14
 Snell, Ian – 2010
 Snelling, Chris – 2003, 2005-06
 Snopek, Chris – 2000
 Snow, Forrest – 2011-16
 Snyder, Brian – 1988-89
 Snyder, Jason – 2006
 Soderholm, Dale – 1974, 1976
 Soderholm, Eric – 1973
 Sofield, Rick – 1977
 Sojo, Luis – 1995
 Sommers, Dennis – 1965
 Soriano, Rafael – 2003-05
 Soriano, Fred – 1993
 Sosa, Jorge – 2008
 Souza, Justin – 2008
 Souza, Mark – 1981
 Sovde, Dick – 1962
 Spangler, Al – 1967, 1970
 Sparks, Joe – 1963-64
 Speed, Horace – 1979
 Speigner, Levale – 2010
 Spencer, Sean – 1998-2000
 Spiezio, Scott – 2005
 Sprague, Ed – 2001
 Staiger, Roy – 1978
 Stanek, Al – 1964-65
 Stanton, Mike – 1979
 Stark, Denny – 2001, 2008-09
 Steenstra, Kinnie – 1999
 Stephens, Gene – 1967
 Stephenson, Earl – 1971, 1974
 Stephenson, John – 1967
 Stephenson, Phil – 1984-85
 Stevens, Dave – 1999
 Stewart, Dave – 1986
 Stewart, Jimmy – 1966
 Stitt, Brian – 2003
 Stoddard, Bob – 1986, 1988
 Stone, Rocky – 1973, 1975
 Stoneman, Bill – 1967-68
 Storen, Drew – 2016
 Storm, Bob – 1973
 Stover, Joe – 1971
 Strausborger, Ryan – 2016
 Strebeck, Rick – 1990-91
 Strickland, Hunter – 2019
 Strickland, Jim – 1972-73
 Strong, Jamal – 2003-05
 Stubing, Larry – 1961
 Sturtze, Tanyon – 1994
 Sucre, Jesus – 2013-16
 Suzuki, Mac – 1996-98
 Sveum, Dale – 1993
 Swanson, Erik – 2019
 Swiacki, Bill – 1982
 Sweeney, Brian – 1999-2000, 2002-03, 2010, 2012-13
 Sweeney, Mike – 2010
 Szukala, Gary – 1969

T

Talton, Tim – 1963-64

Tanner, Bruce – 1987, 1989
 Taormina, Sal – 1960
 Tapani, Kevin – 1986
 Tavarez, David – 2002
 Taylor, Aaron – 2003
 Taylor, Chris – 2014-16
 Taylor, Logan – 2017-18
 Taylor, Steve – 1978
 Taylor, Wayne – 2014
 Tejada, Wil – 1991
 Tellman, Tom – 1985
 Tenbrink, Nate – 2013-14
 Tenuta, Matt – 2018-19
 Terrell, Jerry – 1972, 1975
 Terveen, Bryce – 2005
 Thames, Eric – 2013
 Thayer, Greg – 1975
 Thoma, Ray – 1985-86
 Thomas, Brad – 2007
 Thomas, Frank – 1966
 Thomas, Gerry – 1962-64
 Thomas, Jared – 2005
 Thomas, Juan – 2001-02
 Thomas, Justin – 2008-09
 Thomas, Roy – 1981
 Thompson, John – 1995
 Thompson, Marv – 1978
 Thornton, Matt – 2003-04
 Thorpe, Tracy – 2008
 Throneberry, Faye – 1962-63
 Thrower, Keith – 1985-86
 Thurman, Gary – 1995
 Tiefenauer, Bob – 1968-69
 Tiefenthaler, Verle – 1960-61
 Tillman, Kerry – 1986
 Timmons, Ozzie – 1999
 Tinsley, Lee – 1997
 Todd, Jim – 1971
 Tolentino, Jose – 1985, 1987
 Tomko, Brett – 2000-01
 Tomlinson, Kelby – 2019
 Torres, Daniel – 2013
 Torres, Melqui – 2000
 Torres, Paul – 1997
 Torres, Salomon – 1995-96
 Torrez, Mike – 1984
 Traber, Billy – 2010
 Trail, Chet – 1969
 Triunfel, Carlos – 2011-13
 Tuiasosopo, Matt – 2008-11
 Tuivailala, Sam – 2019
 Turang, Brian – 1995
 Turman, Jason – 2001

U

Ugueto, Luis – 2002-04
 Ulloa, Emmanuel – 2000, 2002
 Underwood, Jake – 1998
 Unsworth, Dylan – 2017
 Upham, John – 1967-68
 Urso, Sal – 1996
 Ust, Brant – 2007

V

Valbuena, Luis – 2005, 2008
 Valdez, Wilson – 2005
 Valenzuela, Benny – 1960-61
 Van Poppel, Todd – 1992-93
 Van Wyck, Jim – 1973-77
 Vargas, Jason – 2009
 Vargas, Julio – 1994
 Varitek, Jason – 1997
 Varvaro, Anthony – 2010
 Vasquez, Anthony – 2011-12

Vasquez, Rafael – 1980
 Vasser, Luke – 1965
 Vazquez, Ramon – 1996, 2001, 2010
 Veintidos, Juan – 1974-77
 Venditte, Pat – 2016
 Venegas, Alfredo – 2008
 Veres, Dave – 1990
 Vice, Darryl – 1990
 Vieira, Thyago – 2017
 Villarreal, Oscar – 2008
 Villilio, Miguel – 2000
 Villone, Ron – 1995
 Vincej, Zach – 2018
 Vogelbach, Dan – 2016-18
 Von Ohlen, Dave – 1986-88
 Vosberg, Ed – 1994
 Vossler, Dan – 1973-74

W

Waggoner, Jim – 1991
 Wagner, Mark – 1984
 Wagner, Matt – 1995-96
 Wagner, Michael – 2007
 Wakamatsu, Don – 1995-96
 Waldrop, Kyle – 2017
 Walker, Taijuan – 2013-14, 2016
 Walton, Bruce – 1989-92
 Walton, Danny – 1974-75
 Wang, Chien-Ming – 2015
 Ward, Bryan – 2004
 Ward, Chris – 1970
 Ward, Gary – 1977
 Ward, Jay – 1977
 Ward, Kevin – 1990
 Warren, Mike – 1983-85
 Warwick, Carl – 1966
 Wathan, Dusty – 1998, 2000
 Watson, Mark – 2000-02
 Wawoe, Gianfranco – 2017
 Wear, Greg – 2003-04
 Weaver, Eric – 1999
 Weber, Darrell – 1965
 Weber, Jake – 2002
 Weber, Ryan – 2017
 Weber, Weston – 1989-92, 1995
 Weekley, Johnny – 1960, 1962
 Weiss, Walt – 1987, 1989, 1992
 Wells, Casper – 2012
 Wells, Jared – 2008-09
 Werle, Bill – 1960-61
 Werly, Jamie – 1978
 Wernig, Pat – 1991
 Werth, Dennis – 1978
 Werth, Jayson – 2018
 Wertz, Bill – 1996
 Whalen, Rob – 2017-18
 White, Evan – 2018
 White, Jesse – 1966
 White, Mike – 1967-69
 White, Rick – 2007
 White, Sean – 2007-10
 Widger, Chris – 1995-96
 Wieland, Joe – 2016
 Wihtol, Sandy – 1979-80
 Wiley, Mark – 1972-76
 Wilfong, Rob – 1976-77
 Wilhelmson, Tom – 2013, 2015-16
 Wilkerson, Curtis – 1995
 Wilkins, Eric – 1980
 Wilkins, Rick – 1997
 Wilkinson, Bill – 1992
 Wilkinson, Don – 1970
 Willard, Jerry – 1986-87, 1995.

ALL-TIME ROSTER (1960-2020)

Willhite, Nick – 1968
 Williams, George – 1965
 Williams, Jeff – 1995
 Williams, Randy – 2003-04
 Williams, Todd – 1999-2000
 Williamson, Mac – 2019
 Williamson, Scott – 2008
 Wilson, Bill – 1960
 Wilson, Craig – 2008
 Wilson, Dan - 2000
 Wilson, Jack – 2010
 Wilson, Josh – 2009-10
 Wilson, Mike – 2009-12
 Wilson, Neil – 1960-62
 Winfree, David – 2010
 Witmeyer, Ron – 1990-93
 Witte, Trey – 1996-97
 Woerman, Joe – 2005, 2008
 Wojna, Edward – 1990
 Wolcott, Bob – 1995-97
 Womack, Josh – 2008
 Wong, Joey – 2017
 Woodard, Mike – 1983-84
 Woods, Al – 1976
 Woods, Jake – 2007-08
 Woodward, Chris – 2009-10
 Wooten, Greg – 2001-02
 Worrell, Mark – 2010
 Wright, Chris – 2003
 Wright, Dan – 2006
 Wright, Jesse – 1979
 Wright, Mike – 2019
 Wright, Ron - 2002

X
 Xavier, Joe – 1988

Y
 Yancy, Hugh – 1979
 Yelding, Eric – 1996
 Yepez, Jose – 2010-11
 Yepez, Mario – 2012
 Young, Curt – 1983-86, 1993
 Young, Don – 1966, 1970
 Young Jr., Eric – 2019
 Young, Ernie – 1994
 Young, Matt – 1989
 Young, Ray – 1990, 1994
 Youngbauer, Scott – 2006

Z
 Zahn, Paul – 1971
 Zancanaro, David – 1992
 Zanni, Dom – 1960-61
 Zapata, Juan – 2006
 Zapp, AJ – 2004
 Zaske, Jeff – 1988
 Zeber, George – 1978
 Zimmerman, Jordan – 1999-2001
 Zimmerman, Mike – 1996
 Zinter, Alan – 1997
 Zorn, Dean – 2005-06
 Zuniga, Tony – 2004
 Zunino, Mike – 2013, 2015-18
 Zych, Tony – 2015-17

FRONT
OFFICE

CHENEY
STADIUM

COACHES/STAFF

2021
RAINIERS

2019 SEASON
REVIEW

OPPONENTS

HISTORY &
RECORDS

MEDIA &
MISC.



MEDIA & MISCELLANEOUS



2021 TACOMA RAINIERS MEDIA GUIDELINES



CONTACT INFORMATION: All media requests and questions should be addressed to: AJ Garcia, Director of Media Relations and Content Development, (253) 722-1036, agarcia@wertacoma.com.

MEDIA CREDENTIALS:

2021 Tacoma Rainiers media credentials will be issued only to accredited members of the media. Single-game media requests for the Tacoma Rainiers will only be accepted up to 2 days before the start of each 6-game series. Full-season credentials will not be issued for the start of the 2021 season because of limited media space due to COVID-19 social distancing guidelines. The Rainiers will be very selective in issuing credentials; however, those denied may continue applying for daily credentials during the 2021 season.

Media members will be informed of their credential status no later than 5 p.m. PT the day prior to the start of a series. Credentials will be available for pick-up from the Cheney Stadium box office 3 hours prior to first pitch on day of game. Credentials must be returned to the Cheney Stadium press box prior to leaving the stadium post-game.

Under no circumstances are media credentials to be transferred from person to person without the expressed permission and approval of the Tacoma Rainiers communications department. Violation of this policy may result in the informing of the Major League Baseball office, dismissal of the media member from Cheney Stadium and confiscation of the violator's media credential.

By applying for a media credential, the applicant and their media organization agree to adhere to all guidelines provided by the Tacoma Rainiers, Major League Baseball, Minor League Baseball, and Cheney Stadium staff. The following guidelines apply to all accredited media and are subject to change.

MEDIA CREDENTIAL PICKUP:

Upon approval of a credential request, media members may pick up daily credentials at the Cheney Stadium Box Office Will Call window 3 hours prior to first pitch on day of game. A valid photo ID will be required upon pickup. Any special pickup requests should be sent to AJ Garcia via email at agarcia@wertacoma.com no later than 24 hours before first pitch on day of game.

PARKING:

There will be a limited number of media parking spots made available for every Rainiers game. All media members with credentials for a given game will have their names placed on a parking list.

PRESS BOX:

The press box is located along the third base side of Cheney Stadium on the ballpark's second level, and opens 3 hours prior to first pitch. It is a working press box for WORKING MEMBERS OF THE MEDIA ONLY.

Due to space limitations and COVID-19 health and safety protocol, print media will be assigned a seat in the seating bowl directly in front of the press box (Section D). There is always a possibility that credentialed media will not be stationed in the press area but at an auxiliary area. The Rainiers have wireless internet access available for those outside the press box as well as those assigned to the auxiliary area. Rosters, lineups, game notes and team statistics will be available virtually two hours prior to the scheduled game time.

CLUBHOUSE ACCESS:

Currently, no media are allowed in either clubhouse. The umpire's dressing room is off-limits to the media.

FIELD ACCESS:

Currently, no media are permitted on-field at any time.

RESTRICTED ACCESS AREAS:

Credentialed media are permitted in all seating areas of the stadium, with exceptions listed below.

Season Ticket Holder/Group Hospitality Clubs: Only ticketed fans with Dugout Club, Summit Club and MultiCare 1882 Club tickets are allowed access to the respective clubs' dining rooms, bars, and seating areas. Media photographers are not permitted in the Dugout Club seating area during the game. Food and drink provided in these clubs are strictly limited to ticketed fans, and not credentialed media.

2021 TACOMA RAINIERS MEDIA GUIDELINES (CONT.)

Rainiers Offices: Access to the Tacoma Rainiers front office, located within the MultiCare 1882 Club, is permitted only with an employee host.

Closed Seating: Major League Baseball and the Tacoma Rainiers have designated specific areas of the seating bowl to be closed to all fans, media and uncovered staff to prevent the spread of COVID-19 to players and on-field staff. Please adhere to all signage regarding restricted areas throughout the ballpark.

Violation of this policy will result in the dismissal of the media member from Cheney Stadium and confiscation of the violator's media credential(s) for attending and future games.

MEDIA GUIDES:

The 2021 Tacoma Rainiers Media Guide will be available digitally on TacomaRainiers.com

GAME NOTES, AND STATISTICS:

Rainiers game notes and statistics will be made available in the press box prior to the start of the game. To receive games notes in your inbox daily, please email Director of Media Relations and Content Development, AJ Garcia, at agarcia@wertacoma.com.

MEDIA INTERVIEWS:

All player/coach media availability will be conducted via video conference. Accredited media will receive a link to join all media sessions. Media members wishing to do an individual interview or a feature story should contact the Rainiers no later than 72 hours prior to the scheduled interview time. The media is asked to be respectful of the players' pre-game schedule when requesting an interview. No one will be permitted to interview starting pitchers pre-game on the day of their start.

PHOTOGRAPHERS:

Still photographers are not currently allowed on-field at any time. All photographers must have credentials showing at all times, and must take every precaution to not impede the views of ticketed fans.

The Tacoma Rainiers reserve the right to ask photographers and all media to change locations at any time.

USE OF PHOTOGRAPHY:

Media outlets needing use of Rainiers photography may contact the communications department at (253) 722-1036 or via email at agarcia@wertacoma.com. Accredited media members may use Rainiers photographs for non-endorsement projects only.

BRAND GUIDELINES:

As part of a rebranding initiative introduced prior to the 2015 season, the Rainiers now feature new primary and secondary logos required for all collateral used in support of the team. Any collateral utilizing the now-defunct "compass" or any other logo previously promoted by the franchise should be replaced with items included within the new logo set outlined here.

OFFICIAL LOGO SET:

The "Rainiers" script now serves as the team's primary logo, and the standalone "R" operates as the team's secondary logo. For high-res or vector logo files, please contact the communications department via email at agarcia@wertacoma.com.

AUTOGRAPH POLICY:

Under no circumstances are credentialed media members permitted to seek autographs, personal photographs, baseball, bats, etc. on the field of play or in either clubhouse. Violation of this policy will result in the dismissal of the media member from Cheney Stadium and confiscation of the violator's media credential(s).

CAMERAS IN THE CLUBHOUSE:

Still photography is not permitted clubhouse access at any time.

MEDIA EQUIPMENT:

The Tacoma Rainiers are not liable for any damaged, broken, misplaced or otherwise unusable equipment that media bring to Cheney Stadium.



MIKE CURTO

**TACOMA RAINIERS
BROADCASTER**

CURTO'S CAREER SUMMARY

- Enters his 23rd season as the Rainiers radio play-by-play announcer after joining the team in 1999.
- In 2011, 2012, and 2015 filled in as an announcer on the Seattle Mariners Radio Network.
- Prior to joining the Rainiers, served as the play-by-play announcer for the Rancho Cucamonga Quakes of the California League, Bend (OR) Bandits of the Western Baseball League and the Lafayette (IN) Leopards of the Great Central League.
- Graduated from the University of California at Berkeley in 1992 with a degree in English Literature.
- While at Cal, served as the sports director at student radio station KALX.
- Spent two years after college selling season tickets and luxury suites for the San Francisco Giants.
- Resides in Tacoma where he enjoys reading and playing poker in his spare time.
- Originally from Menlo Park, CA.

2021 TACOMA RAINIERS BROADCAST INFORMATION

All Tacoma Rainiers broadcasts can be streamed on **MILB.com**, both at home and when the team plays on the road. Audio of all games can be heard for free, and video of all home games can be seen on **MILB.TV**.

The Rainiers Pre-Game Show begins begins 15 minutes prior to the start of first pitch, and the Rainiers Post-Game Show begins immediately following the final out.

BATTING & INFIELD PRACTICE SCHEDULES

7:05 PM GAME TIME	ON FIELD	OFF FIELD
Rainiers Infield	3:50 PM.....	4:00 PM
Rainiers BP	4:00 PM.....	5:00 PM
Visitors BP	5:05 PM.....	6:00 PM
Visitors Infield	6:00 PM.....	6:15 PM
6:05 PM GAME TIME	ON FIELD	OFF FIELD
Rainiers Infield	2:50 PM.....	3:00 PM
Rainiers BP	3:00 PM.....	4:00 PM
Visitors BP	4:05 PM.....	5:00 PM
Visitors Infield	5:00 PM.....	5:15 PM
5:05 PM GAME TIME	ON FIELD	OFF FIELD
Rainiers Infield	1:50 PM.....	2:00 PM
Rainiers BP	2:00 PM.....	3:00 PM
Visitors BP	3:05 PM.....	4:00 PM
Visitors Infield	4:00 PM.....	4:15 PM
1:35 PM GAME TIME	ON FIELD	OFF FIELD
Rainiers Infield	10:20 AM.....	10:35 AM
Rainiers BP	10:35 AM.....	11:30 AM
Visitors BP	11:35 AM.....	12:30 PM
Visitors Infield	12:30 PM.....	12:45 PM
11:35 AM GAME TIME	ON FIELD	OFF FIELD
Rainiers Infield	8:25 AM.....	8:35 AM
Rainiers BP	8:35 AM.....	9:35 AM
Visitors BP	9:40 AM.....	10:40 AM
Visitors Infield	10:40 AM.....	10:50 AM

FRONT OFFICE
 CHENEY STADIUM
 COACHES/STAFF
 2021 RAINIERS
 2019 SEASON REVIEW
 OPPONENTS
 HISTORY & RECORDS
 MEDIA & MISC.



CHENEY STADIUM 2021 SEATING GUIDE



Tickets may be purchased in person at the Cheney Stadium Box Office, located at the front of the ballpark, or over the phone by calling 1-800-745-3000.

To purchase tickets online or to locate additional ticketing information, please visit www.tacomarainiers.com or email tickets@wertacoma.com.

Ticket Office Hours:

Game Days

Monday - Friday 10AM - 7th Inning
Saturday & Sunday 10AM - 7th Inning

Non-Game Days

Monday - Friday 10AM - 5PM
Saturday & Sunday Closed

Directions to Cheney Stadium:

From I-5, take exit 132 to Highway 16 West. Follow the 19th Street East exit and merge right onto 19th street. Make a right onto Clay Huntington Way and follow it into the Cheney Stadium Parking Lot.



2021 TACOMA RAINIERS SEASON SCHEDULE

MAY

SUN	MON	TUE	WED	THU	FRI	SAT
						1
2	3	4	5	6 ELP 7:05	7 ELP 7:05	8 ELP 5:05
9 ELP 1:35	10 ELP 6:05	11 ELP 6:05	12	13 SL	14 SL	15 SL
16 SL	17 SL	18 SL	19	20 RR 7:05	21 RR 7:05	22 RR 5:05
23 RR 1:35	24 RR 6:05	25 RR 6:05	26	27 RNO	28 RNO	29 RNO
30 RNO	31 RNO					

JUNE

SUN	MON	TUE	WED	THU	FRI	SAT
		1 RNO	2	3 SL 7:05	4 SL 7:05	5 SL 5:05
6 SL 1:35	7 SL 6:05	8 SL 6:05	9	10 SAC 7:05	11 SAC 7:05	12 SAC 5:05
13 SAC 1:35	14 SAC 6:05	15 SAC 6:05	16	17 LV	18 LV	19 LV
20 LV	21 LV	22 LV	23	24 ABQ	25 ABQ	26 ABQ
27 ABQ	28 ABQ	29 ABQ	30			

JULY

SUN	MON	TUE	WED	THU	FRI	SAT
				1 RNO 7:05	2 RNO 7:05	3 RNO 7:05
4 RNO 12:35	5 RNO 7:05	6 RNO 7:05	7	8 SUG	9 SUG	10 SUG
11 SUG	12 SUG	13 SUG	14	15 SL 7:05	16 SL 7:05	17 SL 7:05
18 SL 1:35	19 SL 7:05	20 SL 7:05	21	22 SAC 7:05	23 SAC 7:05	24 SAC 7:05
25 SAC 1:35	26 SAC 7:05	27 SAC 7:05	28	29 LV	30 LV	31 LV

AUGUST

SUN	MON	TUE	WED	THU	FRI	SAT
1	2 LV	3 LV	4	5 RNO	6 RNO	7 RNO
8 RNO	9 RNO	10 RNO	11	12 LV 7:05	13 LV 7:05	14 LV 7:05
15 LV 1:35	16 LV 11:35	17 LV 7:05	18	19 SAC	20 SAC	21 SAC
22 SAC	23 SAC	24 SAC	25	26 SL 7:05	27 SL 7:05	28 SL 7:05
29 SL 1:35	30 SL 7:05	31 SL 7:05				

SEPTEMBER

SUN	MON	TUE	WED	THU	FRI	SAT
			1	2 RNO	3 RNO	4 RNO
5 RNO	6 RNO	7 RNO	8	9 SAC 7:05	10 SAC 7:05	11 SAC 7:05
12 SAC 1:35	13 SAC 12:05	14 SAC 7:05	15	16 ELP	17 ELP	18 ELP
19 ELP	20 ELP	21 ELP	22	23	24	25
26	27	28	29	30		

ABQ - ALBUQUERQUE ISOTOPES

ELP - EL PASO CHIHUAHUAS

LV - LAS VEGAS AVIATORS

OKC - OKLAHOMA CITY DODGERS

RNO - RENO ACES

RR - ROUND ROCK EXPRESS

SAC - SACRAMENTO RIVER CATS

SL - SALT LAKE BEES

SUG - SUGAR LAND SKETEERS



HOME



HOME DAY GAME



AWAY