



WISCONSIN MEN'S BASKETBALL

2022-23 RECORD BOOK



UWBadgers.com



[@BadgerMBB](https://twitter.com/BadgerMBB)



[@BadgerMBB](https://www.instagram.com/BadgerMBB)



[/WisconsinMensBasketball](https://www.facebook.com/WisconsinMensBasketball)

2022-23 WISCONSIN MEN'S BASKETBALL SCHEDULE

| Day | Date | Opponent | Time | TV |
|---|----------------|-------------------------------------|-----------------|----------------|
| MON. | NOV. 7 | SOUTH DAKOTA | 7:30 PM | BTN |
| Brew City Battle (Milwaukee American Family Field) | | | | |
| Fri. | Nov. 11 | Stanford | 6:30 PM | FS1 |
| Battle 4 Atlantis (Bahamas) | | | | |
| Wed. | Nov. 23 | Dayton | 8:00 PM | BTN |
| Thu. | Nov. 24 | Kansas / NC State | TBD | TBD |
| Fri. | Nov. 25 | TBD | TBD | TBD |
| TUE. | NOV. 29 | WAKE FOREST | 8:00 PM | ESPN2/U |
| Sat. | Dec. 3 | at Marquette | 3:30 PM | FS1 |
| TUE. | DEC. 6 | MARYLAND | 8:00 PM | ESPN2 |
| Sun. | Dec. 11 | at Iowa | 5:30 PM | BTN |
| THU. | DEC. 15 | LEHIGH | 6:00 PM | BTN |
| FRI. | DEC. 23 | GRAMBLING | 8:00 PM | BTN |
| FRI. | DEC. 30 | WESTERN MICHIGAN | 7:00 PM | BTN+ |
| TUE. | JAN. 3 | MINNESOTA | 8:00 PM | BTN |
| Sat. | Jan. 7 | at Illinois | 1:30/2 PM | ESPN2 |
| TUE. | JAN. 10 | MICHIGAN STATE | 6:00 PM | ESPN/2 |
| Sat. | Jan. 14 | at Indiana | Noon | CBS |
| TUE. | JAN. 17 | PENN STATE | 7:30 PM | BTN |
| Sat. | Jan. 21 | at Northwestern | 11:00 AM | BTN |
| Wed. | Jan. 25 | at Maryland | 6:00 PM | BTN |
| SAT. | JAN. 28 | ILLINOIS | 2:00 PM | FOX |
| Thu. | Feb. 2 | at Ohio State | 6:00 PM | FS1 |
| SUN. | FEB. 5 | NORTHWESTERN | 5:30 PM | BTN |
| Wed. | Feb. 8 | at Penn State | 7:30 PM | BTN |
| Sat. | Feb. 11 | at Nebraska | 3:00 PM | BTN |
| TUE. | FEB. 14 | MICHIGAN | 8:00 PM | ESPN/2 |
| SAT. | FEB. 18 | RUTGERS | 11:00 AM | BTN |
| WED. | FEB. 22 | IOWA | 8:00 PM | BTN |
| Sun. | Feb. 26 | at Michigan | 1:00 PM | CBS |
| THU. | MARCH 2 | PURDUE | 8:00 PM | FS1 |
| Sun. | March 5 | at Minnesota | 6:30 PM | FS1 |
| Big Ten Tournament - Chicago, Ill. (United Center) | | | | |
| Wed-Sun. | March 8-12 | at Big Ten Tournament | | |
| NCAA Tournament | | | | |
| Thu-Sun. | March 16-19 | Rounds 1-2 | | |
| Thu-Sun. | March 23-26 | Sweet 16 / Elite 8 | | |
| Sat.-Mon. | April 1-3 | Final Four / Championship (Houston) | | |

Home games in bold | All times listed as Central

TABLE OF CONTENTS

PERSONNEL

| | |
|---|-------|
| Table of Contents | 1 |
| Director of Athletics Chris McIntosh..... | 2 |
| Head Coach Greg Gard..... | 3-5 |
| UW Coaching Records | 6 |
| Assistant Coaches..... | 7-9 |
| Basketball Support Staff | 10-12 |

2021-22 BADGERS

| | |
|---------------------------------|-------|
| Radio/TV Roster and Photos..... | 13 |
| Roster | 14 |
| Pronunciation Guide | 14 |
| Player Biographies..... | 15-25 |
| Player Game-by-Game Stats..... | 26-29 |

2020-21 REVIEW

| | |
|-----------------------|----|
| Results..... | 32 |
| Final Statistics..... | 33 |
| Team Highs | 33 |

ALL-TIME RESULTS

| | |
|---|---------|
| Year-by-Year Records..... | 36-37 |
| Year-by-Year Statistics..... | 38-41 |
| 124 Years of Wisconsin Basketball..... | 42-54 |
| All-Time Exhibition Results | 54 |
| Wisconsin's Big Ten Championships..... | 55 |
| All-Time Results | 54-73 |
| Home Attendance | 74 |
| All-Time Series Scores | 75-97 |
| Wisconsin's Record vs. the D-I Conferences..... | 98 |
| Season Ind. Statistics (Since 1967-68)..... | 99-117 |
| Game-by-Game Stats (Since 1994-95)..... | 118-145 |
| UW and the Associated Press Poll..... | 146-147 |
| UW vs. Opponents Ranked in AP Poll..... | 148-151 |
| Overtime Games..... | 152-153 |
| Comeback Wins | 154 |
| Wisconsin Buzzer Beaters..... | 154 |

TEAM RECORDS

| | |
|----------------------------------|---------|
| Single Season..... | 156-157 |
| Single Game | 158-159 |
| Single Half | 159-161 |
| Wisconsin's 100-Point Games..... | 160 |
| Scoring Margins..... | 161 |
| UW's Best Starts..... | 161 |
| Winning Streaks..... | 162 |
| Attendance Records..... | 162 |

INDIVIDUAL RECORDS

| | |
|--------------------------------------|---------|
| Career | 164-167 |
| Season | 167-169 |
| Single Game | 169-171 |
| Triple-Doubles & Double-Doubles..... | 171 |
| Freshman Records..... | 172-173 |
| Opponent Records | 174 |
| Kohl Center Records..... | 175-179 |
| Yearly Statistical Leaders..... | 180-184 |
| 1,000-Point Scorers | 185-197 |
| 30-Point Performances | 198 |

HONORS AND AWARDS

| | |
|---------------------------------|---------|
| Honors and Awards..... | 199-205 |
| All-Americans..... | 206-208 |
| UW Athletics Hall of Fame | 209-210 |

HISTORY

| | |
|---|---------|
| Wisconsin NBA Draft Choices | 211 |
| Badgers in the NBA..... | 212 |
| Badgers Playing Professionally Overseas | 213 |
| Letterwinners..... | 214-219 |
| Past Assistant Coaches | 220 |
| All-Time Starting Lineups..... | 221-223 |
| Past Head Coaches | 224-225 |

KOHL CENTER

| | |
|-------------------------------------|-----|
| Kohl Center..... | 226 |
| Directions to the Kohl Center | 226 |
| UW Field House..... | 227 |
| Red Gym | 227 |

UW IN THE POSTSEASON

| | |
|---|---------|
| NCAA Tournament Results..... | 230-231 |
| All-Time UW NCAA Tournament Roster..... | 232 |
| NCAA Single-Game Records (Individual) | 233 |
| NCAA Single-Game Records (Team)..... | 234 |
| NCAA Career Records (Individual) | 235 |
| NCAA Opponent Records | 236 |
| All-Time NCAA Summaries | 237-269 |
| UW in the NIT..... | 270 |
| UW in the Big Ten Tournament..... | 271-276 |

MEDIA COVERAGE INFORMATION

| | |
|--|-----|
| Brand Communications Contacts | 277 |
| Badger Sports Network..... | 278 |
| Opposing Media Relations Contacts..... | 279 |

DIRECTOR OF ATHLETICS CHRIS MCINTOSH



Chris McIntosh began his tenure as Director of Athletics at Wisconsin on July 1, 2021.

McIntosh, a former college student-athlete, professional football player and businessman, brings a unique blend of experiences to his role and is well-positioned to lead Wisconsin

Athletics through its next chapter of success. Student-athlete opportunity is at the forefront of McIntosh's leadership approach and he knows first-hand that lives can be elevated through the opportunities provided through college athletics.

McIntosh previously served as Wisconsin's deputy athletic director since 2017 under former Wisconsin director of athletics Barry Alvarez. In his role as deputy athletic director, McIntosh was charged with overseeing the day-to-day operations of the department while also serving as the sport administrator for football. He has also served as a key member of search committees that led to the hiring of multiple coaches, including Greg Gard, Paul Chryst, Tony Granato, Yuri Suguiyama, and Marisa Moseley.

McIntosh has served as Government Affairs liaison, collaborating with legislators on wide-ranging issues, including name, image, and likeness, capital projects, UW borrowing and treasury flexibilities, and future legislation. Last season, he spearheaded the effort to identify financial threats posed by the disruption of the 2020 football season due to COVID-19 pandemic, develop a contingency plan to preserve the broad-based offering of 23 sport programs and save more than \$30 million in fiscal year 2021.

McIntosh helped establish and expand the Inclusion & Engagement unit as one of the first departments across the nation to intentionally focus on diversity, inclusion, and engagement within college athletics. He initiated the development of Wisconsin Athletics' Diversity, Equity and Inclusion Plan, which was released on Sept. 4, 2020, and aims to create an environment that embraces diversity and encourages people from all backgrounds to come together in order to develop, grow and win together. Among the action steps UW Athletics has taken to further this goal include the creation of an Equity & Diversity Council to serve as an advisory board to assist with the collaboration of D&I efforts within department and support of the Raimey Noland

Campaign, which establishes a diverse fund dedicated to recruitment and retention of diverse talent and enhancing their experiences.

In addition, McIntosh helped establish the Department of Clinical & Sport Psychology, which is committed to promoting student-athlete growth through performance enhancement, psycho-educational outreach, counseling, and consultation.

McIntosh, a consensus All-America offensive tackle who captained Wisconsin's back-to-back Big Ten and Rose Bowl champions in 1998 and 1999, returned to UW in 2014 after a successful business career. He was hired in December of 2014 as Wisconsin's associate athletic director for business development and was responsible for identifying, developing and enhancing new and existing sources of revenue for UW Athletics. He cultivated corporate sponsorships, negotiated and secured new apparel, licensing and merchandising partnerships and helped to enhance Wisconsin's current sponsorship program.

During his time at Wisconsin, student-athletes have excelled both athletically and academically. The overall Graduation Success Rate for UW student-athletes is 91 percent, including record highs in each of the last three years. In each of the past two years, 100 percent of UW's graduating student-athletes have achieved positive post-graduate career outcomes.

He has also been a part of outstanding athletic success in his six-plus years as an administrator. The football team has made three appearances in New Year's Six bowl games, the men's basketball team won the 2020 Big Ten title, the women's hockey team has won two national championships, the volleyball team has won two Big Ten titles and finished as the national runner-up in 2019 and the men's hockey team won the 2021 Big Ten crown.

A native of Pewaukee, Wisconsin, McIntosh spent most of his professional career prior to returning to UW focused on health and wellness start-ups. McIntosh founded, managed, and sold numerous ventures that have positively impacted the lives, and health, of hundreds of thousands of people.

McIntosh was an Outland Trophy finalist for the Badgers in 1999 and started 50 straight games during his college career. He started every game of Ron Dayne's record-breaking career and helped pave the way for the running back's Heisman Trophy season in 1999. He also earned Academic All-Big Ten honors and was a first-round draft choice of the Seattle Seahawks in 2000 and played in Seattle for three seasons.

McIntosh and his wife, Deann, have three children.

HEAD COACH GREG GARD



A coaching veteran of 30-plus years, Greg Gard concluded his seventh season leading the Wisconsin men's basketball program in 2021-22 and has proven himself to be one of the best head coaches in the Big Ten. A finalist for 2022 Naismith National Coach of the Year, Gard was named

2022 Big Ten Coach of the Year — the second time in the past three seasons — after leading the Badgers to a share of the regular season conference championship in 2021-22.

Wisconsin's incredible postseason success hasn't wavered on Gard's watch either, participating in the NCAA tournament in six of his first seven seasons (Big Ten automatic qualifier status in canceled 2020 Big Dance, due to COVID pandemic). Most recently in 2021-22, Gard led the Badgers to a No. 3 seed in the NCAA tournament and a first-round win over Colgate, advancing UW to the second round of the NCAA tournament for the sixth time in its last seven trips to The Big Dance.

Gard's postseason ledger includes a pair of Sweet 16 appearances in each of his first two seasons at the helm. In fact, Gard is just the third coach in the last 20 years to pilot his team to the Sweet 16 in each of his first two seasons, joining UCLA's Steve Lavin (1996-97) and Gonzaga's Mark Few (2000-01).

In his first seven seasons as head coach, Gard posted a record of 144-78 (.649), becoming the second-fastest (157 games) Wisconsin coach to 100 overall wins in the NCAA tournament era. He has guided the Badgers to a conference record of 84-50, and his .627 conference win percentage is tied for sixth best among Big Ten coaches of the last 40 years (since 1980).

After initially taking over on an interim basis midway through the 2015-16 season, Gard would go on to win the Jim Phelan National Coach of the Year Award that season and was officially named head coach of the Badgers on March 7, 2016. Through six seasons, Gard has already risen to fifth on the school's all-time wins list and owns the third-

best win percentage in Wisconsin program history.

In 21 seasons on the Badgers' bench, Gard has seen the Badgers finish lower than fourth in the Big Ten standings just twice while amassing a combined mark of 256-118 (.684) in league play.

During his tenure as head coach, Gard has helped a trio of players reach first-team All-Big Ten status: Nigel Hayes in 2016, third-team All-American Ethan Happ received the distinction in both 2017, 2018 and 2019, while consensus All-American and Big Ten Player of the Year Johnny Davis earned first-team honors in 2022.

Gard is coming off of arguably his most impressive coaching job during the 2021-22 season. Picked to finish preseason 10th in the Big Ten, the Badgers finished 25-8 overall and 15-5 in league play, capturing a share of the Big Ten regular season title for the second time in the past three seasons. UW earned a No. 3 seed in the 2022 NCAA Tournament, claiming a 69-64 win over Colgate in the first round. Gard was named Big Ten Coach of the Year for the second time in his career. Sophomore guard Johnny Davis developed into one of the best players in the country, garnering consensus first-team All-America honors and winning Lute Olson National Player of the Year, Jerry West Shooting Guard of the Year, and Big Ten Player of the Year. Brad Davison claimed second-team All-Big Ten honors, Chucky Hepburn was named to the Big Ten All-Freshman Team, while Tyler Wahl earned an Honorable Mention All-Big Ten nod.

The Gard File

Personal

Born: Cobb, Wis.

Family

Wife: Michelle

Daughters: Mackenzie and Peyton; Son, Isaac

Education

B.S., Physical & Health Education, UW-Platteville, 1995

M.S.E., Counselor Education, UW-Platteville, 2007

Collegiate Coaching Experience

Head Coach, Wisconsin (2015-present)

Associate Head Coach, Wisconsin (2001-15)

Assistant Coach, Wisconsin-Milwaukee (1999-2001)

Assistant Coach, Wisconsin-Platteville (1993-99)

Assistant Coach, Platteville [Wis.] H.S. (1993-94)

Assistant Coach, Southwestern [Wis.] H.S. (1990-93)

Collegiate Coaching Record

Wisconsin (7 seasons): 144-78 (.649)

The 2020-21 season brought unprecedented challenges due to the global COVID-19 pandemic, but the leadership of Gard and his staff helped navigate the Badgers to an NCAA tournament appearance. The Badgers finished the season 18-13 overall (10-10 Big Ten), highlighted with an 85-62 win over North Carolina in the first round of the NCAA tournament.

Gard's leadership during the 2019-20 season might have been his best. After opening the season 5-5 overall and then 5-5 in the Big Ten, Wisconsin won nine of its last 10 games, including its final eight games of the season to win a share of the 2020 conference championship and claim the No. 1 seed for the later canceled Big Ten tournament. During that run, UW knocked off No. 14 Michigan State, won at No. 19 Michigan and at Indiana to clinch the title.

In 2018-19, Gard piloted the Badgers back to the Big Dance, posting a 23-11 overall record. Wisconsin also boasted a mark of 14-6 in Big Ten play, winning 14 conference games for just the 3rd time in school history, joining 16-win seasons in 2008 and 2015.

Gard's Badgers posted a 12-6 conference campaign in 2017, finishing second in both the regular season and the Big Ten tournament. Wisconsin would cap off its 27-win season with a signature win in the NCAA tournament, knocking off the nation's No. 1 team Villanova, 65-62, to advance to the Sweet 16.

In his inaugural season as head coach, Gard led the Badgers to the 2016 NCAA Tournament Sweet 16, becoming just the second-ever first-year coach to win the Jim Phelan National Coach of the Year award. He followed that up by leading UW to the fifth-highest single-season win total in school history (27-10) and making a second-consecutive visit to the Sweet 16.

The transition to Gard's leadership began with a 1-4 start to the Big Ten Conference season, leaving UW at 9-9 overall, but it didn't take long for the Badgers to adjust. Wisconsin proceeded on a run that saw them become one of the nation's hottest teams down the stretch of the regular season, winning 11 of its final 13 games.

A 77-76 victory over fourth-ranked Michigan State at the Kohl Center on Jan. 17 was the beginning of a seven-game win streak that also featured a home win over No. 19 Indiana and an impressive road triumph at No. 2 Maryland. The Badgers later added another road win over No. 8 Iowa on Feb. 24.

UW finished the regular season in a tie for third place in the Big Ten standings — extending its streak of top-four finishes to a league-record 16th-consecutive season — with a 12-6 conference record. Gard led the Badgers to the most Big Ten wins by a first-year coach since 2004 (Bruce Weber, Illinois).

Gard Career Highlights

- Dec. 15, 2015 - Assumed role of interim head coach upon retirement of Bo Ryan
- Dec. 23, 2015 - First career win, 84-79, vs. Green Bay
- Jan. 2, 2016 - First Big Ten win, 79-57, vs. Rutgers
- Jan. 17, 2016 - First ranked win, 77-76, vs. #4 Michigan State
- Jan. 26, 2016 - UW claimed 82-79 OT win over eventual B1G champ #19 IND
- Feb. 13, 2016 - First road win over ranked team, 70-57, at #2 Maryland
- March 7, 2016 - Officially named Wisconsin head coach
- March 18, 2016 - First NCAA tournament win, 47-43, vs. 10th-seeded Pittsburgh
- April 4, 2016 - Named Jim Phelan National Coach of the Year
- March 18, 2017 - UW posts 4th-ever win over No. 1 team in the nation with 65-62 victory over top-seeded Villanova in NCAA tournament second round
- Feb. 15, 2018 - UW knocked off #6 Purdue, 57-53
- Jan. 19, 2019 - UW tops #2 Michigan, 64-54
- Jan. 3, 2020 - UW wins at #5 Ohio State, 61-47
- March 7, 2020 - Leads UW to Big Ten championship with 60-56 win at Indiana
- March 9, 2020 - Named 2020 Big Ten Coach of the Year
- Dec. 25, 2020 - Guides UW to first win at Michigan State since 2004
- Nov. 24, 2021 - UW wins first Maui Invitational title in school history
- Jan. 3, 2022 - UW wins at #3 Purdue, 74-69
- March 1, 2022 - Leads UW to Big Ten title with 70-67 win over #8 Purdue
- March 8, 2022 - Named 2022 Big Ten Coach of the Year

Fastest to 100 Wins, UW (since 1938-39)

| Coach | Gms | Record | Pct. |
|---------------------|------------|---------------|-------------|
| 1. Bo Ryan | 138 | 100-38 | .725 |
| 2. Greg Gard | 157 | 100-57 | .637 |
| 3. Bud Foster | 172 | 100-72 | .581 |
| 4. John Erickson | 212 | 100-112 | .472 |
| 5. Steve Yoder | 230 | 100-130 | .435 |

As an assistant, Gard helped guide the Badgers to back-to-back Final Four appearances in 2014 and 2015, and in 2015 UW reached its first national championship game since 1941.

Gard helped pilot the Badgers to four Big Ten regular season titles and three Big Ten tournament championships, most recently winning both crowns in 2015. UW has made the NCAA tournament in each of Gard's first 14 seasons, advancing to seven Sweet 16s, three Elite Eights and two Final Fours.

Prior to coming to Wisconsin in 2001, Gard spent the previous two seasons as Ryan's assistant at UW-Milwaukee, where he had responsibilities in scouting, summer basketball camp operations and on-floor coaching, as well as involvement with recruiting.

Previously, Gard served as an assistant coach to Ryan at UW-Platteville from 1993-99. During Gard's years on the Pioneer staff, UW-P compiled a 161-13 (.925) record and won three NCAA Division III titles, five straight WIAC titles and appeared in six consecutive NCAA tournaments.

Prior to Platteville, Gard spent three seasons at Southwestern High School and one at Platteville High School, where he served in junior high and assistant varsity coaching capacities.

Gard is a 1995 graduate of UW-Platteville with a degree in physical and health education. He received a master's degree in counselor education from Platteville in 2007. Gard and his wife, Michelle, have two daughters, Mackenzie and Peyton, and a son, Isaac.

Gard Coaching Record

| Year | University | Record | Pct. | Conf. | Record | Place | Postseason |
|----------------------------------|------------|---------------|-------------|---------|--------------|-------|----------------|
| 2015-16 | Wisconsin | 15-8 | .652 | Big Ten | 12-6 | T3rd | NCAA Sweet 16 |
| 2016-17 | Wisconsin | 27-10 | .730 | Big Ten | 12-6 | T2nd | NCAA Sweet 16 |
| 2017-18 | Wisconsin | 15-18 | .455 | Big Ten | 7-11 | 9th | |
| 2018-19 | Wisconsin | 23-11 | .676 | Big Ten | 14-6 | 4th | First Round |
| 2019-20 | Wisconsin | 21-10 | .677 | Big Ten | 14-6 | T1st | NCAA Cancelled |
| 2020-21 | Wisconsin | 18-13 | .581 | Big Ten | 10-10 | T-6th | Second Round |
| 2021-22 | Wisconsin | 25-8 | .758 | Big Ten | 15-5 | T-1st | Second Round |
| Career record (7 seasons) | | 144-78 | .649 | | 84-50 | | |

Gard's Record vs. Division I Teams

| Team | Home | Away | Neut. | Total | Team | Home | Away | Neut. | Total |
|---------------------|------|------|-------|-------|----------------------|--------------|--------------|---------------|-------|
| Arkansas-Pine Bluff | 1-0 | 0-0 | 0-0 | 1-0 | Nicholls | 1-0 | 0-0 | 0-0 | 1-0 |
| Baylor | 0-0 | 0-0 | 0-2 | 0-2 | North Carolina | 0-0 | 0-0 | 1-1 | 1-1 |
| Central Arkansas | 1-0 | 0-0 | 0-0 | 1-0 | North Carolina State | 1-0 | 0-1 | 0-0 | 1-1 |
| Chicago State | 2-0 | 0-0 | 0-0 | 2-0 | Northwestern | 3-2 | 4-1 | 1-0 | 7-3 |
| Colgate | 0-0 | 0-0 | 1-0 | 1-0 | Notre Dame | 0-0 | 0-0 | 0-1 | 0-1 |
| Coppin State | 1-0 | 0-0 | 0-0 | 1-0 | Ohio State | 4-2 | 2-2 | 0-0 | 6-4 |
| Creighton | 0-0 | 0-1 | 0-0 | 0-1 | Oklahoma | 1-0 | 0-0 | 1-0 | 2-0 |
| Eastern Illinois | 2-0 | 0-0 | 0-0 | 2-0 | Oregon | 0-0 | 0-0 | 0-1 | 0-1 |
| Florida | 0-0 | 0-0 | 0-1 | 0-1 | Penn State | 4-0 | 4-1 | 1-0 | 9-1 |
| Florida A&M | 1-0 | 0-0 | 0-0 | 1-0 | Pittsburgh | 0-0 | 0-0 | 1-0 | 1-0 |
| Georgetown | 0-0 | 0-0 | 1-0 | 1-0 | Prairie View A&M | 1-0 | 0-0 | 0-0 | 1-0 |
| Georgia Tech | 0-0 | 1-0 | 0-0 | 1-0 | Providence | 0-1 | 0-0 | 0-0 | 0-1 |
| Grambling State | 1-0 | 0-0 | 0-0 | 1-0 | Purdue | 3-2 | 1-5 | 0-0 | 4-7 |
| Green Bay | 6-0 | 0-0 | 0-0 | 6-0 | Rhode Island | 1-0 | 0-0 | 0-0 | 1-0 |
| Houston | 0-0 | 0-0 | 1-0 | 1-0 | Rider | 1-0 | 0-0 | 0-0 | 1-0 |
| Houston Baptist | 1-0 | 0-0 | 0-0 | 1-0 | Richmond | 0-0 | 0-0 | 0-1 | 0-1 |
| Idaho State | 1-0 | 0-0 | 0-0 | 1-0 | Rutgers | 4-1 | 1-2 | 1-0 | 6-3 |
| Illinois | 3-2 | 4-2 | 0-0 | 7-4 | St. Francis Brooklyn | 1-0 | 0-0 | 0-0 | 1-0 |
| Illinois State | 1-0 | 0-0 | 0-0 | 1-0 | Saint Mary's | 0-0 | 0-0 | 1-1 | 1-1 |
| Indiana | 6-0 | 3-2 | 1-0 | 9-2 | Savannah State | 1-0 | 0-0 | 0-0 | 1-0 |
| Iowa | 2-2 | 2-3 | 0-1 | 4-6 | South Carolina State | 1-0 | 0-0 | 0-0 | 1-0 |
| Iowa State | 0-0 | 0-0 | 0-1 | 0-1 | Stanford | 0-0 | 0-0 | 1-0 | 1-0 |
| Louisville | 1-0 | 0-0 | 0-0 | 1-0 | Syracuse | 1-0 | 0-0 | 0-0 | 1-0 |
| Loyola | 1-0 | 0-0 | 0-0 | 1-0 | Temple | 0-0 | 0-1 | 0-0 | 0-1 |
| Marquette | 2-1 | 1-2 | 0-0 | 3-3 | Tennessee | 0-0 | 1-0 | 1-0 | 2-0 |
| Maryland | 3-2 | 3-2 | 1-0 | 7-4 | Texas A&M | 0-0 | 0-0 | 1-0 | 1-0 |
| UMass Lowell | 1-0 | 0-0 | 0-0 | 1-0 | UCLA | 0-0 | 0-0 | 0-1 | 0-1 |
| McNeese State | 1-0 | 0-0 | 0-0 | 1-0 | Villanova | 0-0 | 0-0 | 1-0 | 1-0 |
| Michigan | 4-2 | 1-3 | 0-1 | 5-6 | Virginia | 0-0 | 0-1 | 0-1 | 0-2 |
| Michigan State | 2-3 | 2-4 | 0-3 | 4-10 | Virginia Tech | 0-0 | 0-0 | 1-0 | 1-0 |
| Milwaukee | 2-0 | 0-0 | 0-0 | 2-0 | Western Kentucky | 1-0 | 0-1 | 0-0 | 1-1 |
| Minnesota | 5-1 | 4-1 | 0-0 | 9-2 | Xavier | 0-1 | 1-0 | 1-0 | 2-1 |
| Nebraska | 3-2 | 5-1 | 1-1 | 9-4 | Yale | 1-0 | 0-0 | 0-0 | 1-0 |
| New Mexico | 0-0 | 0-0 | 0-1 | 0-1 | | | | | |
| Total | | | | | 85-24 | 40-36 | 19-18 | 144-78 | |

WISCONSIN COACHING RECORDS

| Coach | Tenure | Yrs. | Overall | | | Big Ten | | | Titles |
|---------------------|-----------------|------------|-------------|-------------|-------------|------------|------------|-------------|----------------------------------|
| | | | Won | Lost | Pct. | Won | Lost | Pct. | |
| James C. Elsom | 1898-1904 | 6 | 25 | 14 | .641 | — | — | — | — |
| Emmett Angell | 1905-08 | 4 | 43 | 15 | .741 | 19 | 5 | .792 | 2 Big Ten |
| Haskell Noyes | 1909-11 | 3 | 26 | 15 | .634 | 18 | 15 | .545 | |
| Walter Meanwell | 1912-17, '21-34 | 20 | 246 | 99 | .712 | 158 | 80 | .660 | 8 Big Ten |
| Guy Lowman | 1912-20 | 3 | 34 | 19 | .642 | 19 | 17 | .528 | 1 Big Ten |
| Harold "Bud" Foster | 1935-59 | 25 | 265 | 267 | .498 | 143 | 182 | .440 | 3 Big Ten, 1 NCAA |
| John Erickson | 1960-68 | 9 | 100 | 114 | .467 | 52 | 74 | .413 | |
| John Powless | 1969-76 | 8 | 88 | 108 | .449 | 42 | 78 | .350 | |
| Bill Cofield | 1977-82 | 6 | 63 | 101 | .384 | 32 | 76 | .296 | |
| Steve Yoder | 1983-92 | 10 | 128 | 165 | .437 | 50 | 130 | .278 | |
| Stu Jackson | 1993-94 | 2 | 32 | 25 | .561 | 15 | 21 | .417 | |
| Stan Van Gundy | 1995 | 1 | 13 | 14 | .481 | 7 | 11 | .389 | |
| Dick Bennett | 1996-2000 | 5 | 94 | 68 | .580 | 40 | 44 | .476 | |
| Brad Soderberg | 2001 | 1 | 16 | 10 | .615 | 9 | 7 | .563 | |
| Bo Ryan | 2002-15 | 14 | 364 | 130 | .737 | 172 | 68 | .717 | 4 Big Ten, 3 Big Ten Tourn. |
| Greg Gard | 2016-22 | 7 | 144 | 78 | .649 | 84 | 50 | .627 | 2 Big Ten |
| Totals | | 124 | 1681 | 1242 | .575 | 860 | 858 | .501 | 20 Big Ten, 3 BTT, 1 NCAA |

ASSISTANT COACHES

Joe Krabbenhoft

Associate Head Coach

Former Wisconsin stand-out Joe Krabbenhoft returned to the program as an assistant coach under head coach Greg Gard in April of 2016. Krabbenhoft was officially promoted to associate head coach on June 13, 2022. The 2020-21 season marked Krabbenhoft's sixth year coaching on the Badger bench.



As a coach at Wisconsin, Krabbenhoft has helped lead the Badgers to two Big Ten regular season championships in the past three seasons, most recently in 2021-22.

In 2020, ESPN.com recognized Krabbenhoft as one of the game's best young coaches on its "40 Under 40" list.

A player from 2005-09, Krabbenhoft rejoined the Badgers in a coaching role after spending three seasons (2014-16) as an assistant coach at South Dakota State. With Krabbenhoft on the bench, the Jackrabbits earned a No. 12 seed in the 2016 NCAA tournament after clinching an automatic bid by winning The Summit League Tournament.

Prior to his time at South Dakota State, Krabbenhoft served as the video coordinator on Bo Ryan's staff at Wisconsin 2012-13.

Krabbenhoft appeared in 136 career games and made 70 starts for Wisconsin, leading the Badgers to a record of 100-36 and four NCAA tournament appearances. He was on the All-Big Ten Freshman Team in 2006 and on the All-Big Ten Defensive Team in 2008, when Wisconsin won both the Big Ten regular season and tournament titles. As a senior captain in 2009, Krabbenhoft capped his career in Madison with honorable mention All-Big Ten honors and received the prestigious Big Ten Medal of Honor Award.

Krabbenhoft finished with 827 points, 756 rebounds and 273 assists as a Badger, making him the only player in Wisconsin history to post at least 750 boards and 250 assists, and just the fifth player in Big Ten history to reach those milestones.

After graduating from the University of Wisconsin in 2009 with a Bachelor of Arts degree in history, Krabbenhoft embarked on a professional playing career that included stints with the Portland Trailblazers in the NBA Summer League in both 2009 and 2010, and

with the NBA Development League's Sioux Falls Skyforce during the 2009-10 season, where he averaged 13.0 points and 6.9 rebounds per game in 21 games with 13 starts.

Krabbenhoft also appeared in 23 games during the 2009-10 season with the South Korea Knights in the Korean Basketball League. In 23 games with the Knights, he averaged 11.7 points and 7.2 rebounds per game.

After scoring 25 points in two games with Forca Lleida in the Spanish LEB Gold League to start the 2010-11 season, Krabbenhoft took his game to Greece, playing 38 games with Panellinios Basketball Club in Greek A1 League, including 12 games in the 2010-11 EuroCup.

For his final season as a professional in 2011-12, Krabbenhoft returned to Spain and LEB Gold League, this time with Leche Rio Breogan Lugo.

The Sioux Falls, South Dakota, native started his rise in basketball at Roosevelt High School, where he still holds the school record for points scored in a game with 37. He also holds the school's single-season record with 240 rebounds and a 10.4 rebounds per game average in 2004-05, he also holds the school's career record with 544 rebounds. When he graduated in 2005, his 911 career points and his 222 career assists both ranked third in school history.

For his efforts in high school, Krabbenhoft earned all-city, all-conference and all-state honors in 2003, 2004 and 2005; State 'AA' All-Tournament Team honors in 2003 and 2005, along with Argus Leader 'First Five' honors and South Dakota Gatorade Player of the Year honors in 2005.

Krabbenhoft and his wife, Sara, have two sons, Joe and Tristan, and two daughters Aneta and Elizabeth.

The Krabbenhoft File

Hometown

Sioux Falls, S.D.

Education

B.A., History, Wisconsin, 2009

Coaching Experience

Assistant Coach, Wisconsin (2016-present)
Assistant Coach, South Dakota State (2014-2016)
Video Coordinator, Wisconsin (2012-2013)

Playing Experience

Leche Rio Breogan Lugo (Spain), 2012
Panellinios Basketball Club (Greece), 2011
Forca Lleida (Spain), 2011
South Korea Knights, 2010
Sioux Falls Sky Force (D-League), 2010
University of Wisconsin, 2006-09

Dean Oliver
Assistant Coach



Dean Oliver, an All-Big Ten guard, nine-year professional and nine-year coaching veteran, concluded his fifth season on the Wisconsin bench in 2021-22 after being named an assistant coach April 20, 2017.

As an assistant coach at UW, Oliver has helped lead the Badgers to two Big Ten regular season championships in the past three seasons, most recently in 2021-22.

"We are really excited to welcome Dean back to the Big Ten and the Wisconsin basketball family," Gard said. "I have been impressed with him over the years and after getting to know him better through this process, it became easy to see why he has been so successful in the past as a player and most recently as a coach. Everyone I talked to about Dean had the utmost respect for his leadership, teaching abilities and passion for helping student-athletes. He has a tremendous reputation for building relationships, has great rapport with players and excels in player development, particularly with guards. It's rare to find a coach with his combination of professional playing experience and coaching ability and I have no doubt he is the right fit for our program."

Oliver joined the Badgers in Madison after a pair of three-year coaching stints at North Dakota (2012-14) and Illinois State (2015-17). In three seasons at ISU, Oliver helped guide Illinois State to a 68-34 overall record, a share of the 2017 Missouri Valley Conference regular-season title and two National Invitation Tournament bids (2015 and 2017). During the 2016-17 season, the Redbirds set program records for overall victories (28) and conference wins (17).

Working primarily with ISU's guards, Oliver has helped the Redbirds earn multiple Missouri Valley Conference accolades at the guard position, including 2017 MVC Player of the Year and MVC Defensive Player of the Year Paris Lee. Oliver also helped mentor guards DeV Vaughn Akoon-Purcell and Daishon Knight, who both earned All-MVC Second Team honors.

A native of Mason City, Iowa, Oliver spent three seasons as an assistant coach at North Dakota, in Grand Forks, North Dakota. Prior to joining the coaching ranks, Oliver prospered as a professional basketball player for nearly a decade,

including a two-year stint in the NBA with the Golden State Warriors. He also served as a stand-out point guard at Iowa from 1997-2001.

Prior to beginning his coaching career in 2011, Oliver enjoyed a nine-year professional playing career that included two seasons (2001-03) with the Golden State Warriors in the NBA. Oliver also saw duty in the NBA Development League and a variety of leagues overseas. Oliver spent his final season playing for JL Bourg in a French league, after playing a season in Slovenia, a season in Croatia, a season in Poland and three seasons with the EiffelTowers in the Netherlands.

During his collegiate playing career, Oliver started all but two games for the Iowa Hawkeyes, earning third-team All-Big Ten honors after his sophomore, junior and senior seasons. Oliver became just the third player in Big Ten history to finish his career with more than 1,500 points, 500 assists and 200 steals.

As a senior, Oliver led the Big Ten in assist-to-turnover ratio and assists per game, leading the Hawkeyes to the 2001 Big Ten Tournament Championship and the second round of the NCAA Tournament. He also led Iowa to the NCAA tournament Sweet Sixteen as a sophomore in 1999.

In 2015, Oliver was inducted into the Iowa High School Athletic Association basketball Hall of Fame.

A native of Mason City, Iowa, Oliver earned his degree in business administration from Iowa in 2001. He and his wife, Sarah, have two children: Isaiah and Isabella.

The Oliver File

Hometown

Mason City, Iowa

Education

B.A., Business Administration, Iowa, 2001

Coaching Experience

Assistant Coach, Wisconsin (2017-present)
Assistant Coach, Illinois State (2014-2016)
Assistant Coach, North Dakota (2011-13)

Playing Experience

JL Bourg-en-Bresse (France), 2010-11
EiffelTowers (Netherlands), 2007-10
Slask Wroclaw (Poland), 2006-07
KK Zadar (Croatia), 2005-06
KD Slovan (Slovenia), 2004-05
Cedar Rapids River Raiders (USBL), 2004
Dakota Wizards (CBA), 2004
Asheville Altitude (D-League), 2003
Greenville Groove (D-League), 2003
Golden State Warriors (NBA), 2002-2003
Univ. of Iowa, 1998-01

Sharif Chambliss

Assistant Coach

Former Wisconsin standout Sharif Chambliss returned to the program as an assistant coach under head coach Greg Gard in May of 2021. The 2021-22 season marked the 12th of Chambliss' coaching career and his first on the Badger bench as an assistant coach.



With 16 years of collegiate experience at five different schools, Chambliss has been part of 12 winning seasons, including nine 20-plus win campaigns, six regular season titles and five NCAA tournament appearances. Most recently in 2021-22, Chambliss helped coach the Badgers to a share of the Big Ten regular season championship with a 25-8 overall (15-5 Big Ten) record.

Voted the No. 1 assistant coach in the Horizon League by his peers in 2020 (Stadium.com), the 2021-22 season will mark the 12th of Chambliss' coaching career. It will also mark his second stint on the Badger bench, as Chambliss served as video coordinator at Wisconsin from 2010-12 under hall of fame head coach Bo Ryan and Gard, UW's top assistant at the time.

"We are extremely excited to welcome Coach Chambliss and his family to our staff," head coach Greg Gard said. "This search and interview process was extensive and spanned a wide scope of excellent candidates. Sharif's energy, passion, loyalty and experience were evident from the start of our search. Knowing that Coach Howard Moore would not be able to return to his position and having to replace him is difficult for all of us who love him and know everything he has done for our program.

Chambliss, a native of Racine, Wisconsin, returns home to UW after most recently serving as an assistant coach at Wright State University from 2016-2021.

In Chambliss' five seasons at Wright State, the Raiders went 109-49 (.690), winning each of the last three Horizon League championships. His tenure included an appearance in the 2018 NCAA Tournament as well as the school's first-ever NIT appearance in 2019. The Raiders were also selected to the 2020 NIT prior to its cancellation due to COVID-19.

Prior to Wright State, Chambliss spent four seasons as an assistant coach at Milwaukee from 2012-16. The Panthers made a huge turnaround with

Chambliss on staff in 2013-14, improving 13 games in the win column, posting 21 wins overall and reaching the NCAA tournament for the second time under head coach Rob Jeter.

Chambliss made his first return trip to Wisconsin from 2010-12 when he served as video coordinator, helping the Badgers advance to the NCAA Tournament Sweet 16 in each of his two seasons on the bench.

Chambliss has also held assistant coaching stints at UW-Platteville (2009-10) and Francis Marion University (2008-09). He also gained experience serving as a student academic advisor for both Milwaukee (2006-08) and UW-Platteville (2009-10).

A two-time honorable mention All-Big Ten guard, Chambliss scored 1,107 points in his collegiate career playing at both Wisconsin (2004-05) and Penn State (2000-04). He transferred to Wisconsin for his final year, becoming a team captain and averaging 7.5 points, 2.4 rebounds and 2.8 assists per game to help the Badgers reach the Elite Eight in 2005. Chambliss finished his career ranked eighth all-time in made 3-point field goals in the Big Ten, leading the league in 3-point field goal shooting percentage (42%) during the 2001-02 season.

Chambliss was the team's leading scorer in two of his three seasons with the Nittany Lions.

Upon graduating, Chambliss played professional basketball in Portugal for one year.

Chambliss earned a bachelor of science degree in life sciences communication from Wisconsin in 2005. He earned a master's degree in adult education from UW-Platteville in 2011.

Chambliss and his wife, Melissa, married in spring 2015. The couple has two sons, Julian and Kellen.

The Chambliss File

Hometown

Racine, Wis.

Education

B.S., Life Sciences Communication, Wisconsin, 2005
M.S.E., Education, UW-Platteville, 2011

Coaching Experience

Assistant Coach, Wisconsin (2021-present)
Assistant Coach, Wright State (2016-2021)
Assistant Coach, Milwaukee (2012-16)
Assistant Coach, UW-Platteville (2009-10)
Assistant Coach, Francis Marion University (2008-09)

Playing Experience

Portuguese Team Lusitania, 2005-06
University of Wisconsin, 2003-05
Penn State University, 2000-03

BASKETBALL SUPPORT STAFF

Marc VandeWettering **Director of Basketball Operations**

Following a year in the Big Ten Conference operations department, Marc VandeWettering returned to his alma mater as the director of basketball operations in 2017 and enters his sixth season on the bench in 2022-23.

VandeWettering returns to Madison after serving as the assistant director of basketball and football operations at the Big Ten. VandeWettering assisted with logistics for the Big Ten Football Championship Game, the Big Ten Men's and Women's Basketball Tournaments and the Big Ten Softball Tournament.

The 2022-23 season will be VandeWettering's 10th season overall working with the Wisconsin men's basketball program. He spent two years serving as the team's program assistant and served as a student-manager for UW, taking on the role of head manager in 2013-14.

A native of Kaukauna, VandeWettering earned a business management degree from UW in 2015. He was a two-year letterwinner for the Kaukauna High School boys' basketball squad, earning all-conference honors as a senior. He was also named school valedictorian.

Jim Snider **Strength & Conditioning**

Jim Snider has been building Badgers into world-class athletes for more than a decade, which he continues in his role as Strength and Conditioning Coach for the Wisconsin men's basketball program after being hired in April of 2021.

Snider, who has worked at Wisconsin for more than a decade, spent time during the 2020-21 season working with the men's basketball program, as well as the Big Ten champion Wisconsin men's hockey team.

Snider, who is in his second stint at Wisconsin, spent more than a decade working with the Wisconsin men's and women's hockey programs, helping develop numerous professional athletes and Olympians, while also continuing to welcome back many of those same Badgers to train in the offseason.



In his first experience at Wisconsin, Snider spent three seasons as assistant strength and conditioning coach following a year-long internship with the department. His primary responsibilities were men's and women's soccer, tennis and crew, while also assisting with football.

Between his stints with the Badgers, Snider spent two years as assistant director of strength and conditioning at the University of Minnesota. At Minnesota, he was responsible for the administration and development of athletic enhancement programs for men's basketball, men's and women's hockey, baseball, and track and field, while managing full-time and intern personnel.

Snider originally came to Wisconsin on an internship related to his studies at UW-La Crosse, where he earned a bachelor of science degree in Exercise and Sport Science, with an emphasis in strength and conditioning, and also a degree in Sports Management in 2001.

Snider also has a master's degree in Applied Kinesiology from the University of Minnesota, as well as a degree in Asian bodywork & therapeutic massage from East-West Healing Arts Institute.

Snider is married to his wife, Jenna, and resides in Stoughton with his daughter, Stella, and son, Dakota.

Brent Neuharth **Athletic Trainer**

Brent Neuharth is in his fifth year with Wisconsin, and the 2022-23 season will mark his second as the athletic trainer for the men's basketball program.

Before joining men's basketball, he worked with the Wisconsin men's and women's track and cross country teams, during which the men's cross country team won three consecutive Big Ten championships.

Prior to Wisconsin, Brent worked six seasons in the St. Louis Cardinals minor league system, most recently with the AA Springfield Cardinals.

Neuharth served as a graduate assistant athletic trainer at the University of North Carolina at Chapel Hill working with the football and fencing teams. In 2014, he earned his master's degree in exercise and sports science/athletic training from UNC-Chapel Hill.

In 2011, Neuharth earned his undergraduate degree from the University of Wisconsin-Madison while studying athletic training and kinesiology.


Neuharth and his family live in De Forest, Wisconsin.



A.J. Van Handel

Video Coordinator

A.J. Van Handel enters his 10th season serving as the video coordinator for men's basketball and his 17th year on the Wisconsin staff in 2022-23.



Van Handel also spent three seasons as the program assistant and was a team manager for four seasons with the Badgers prior to that.

In his current role, Van Handel is responsible for overseeing all aspects of the team's film and video needs, including opponent scouting, coordinating film exchange, managing the video room and assisting the coaching staff in breaking down game and practice film. In addition, he runs the day-to-day operations of the Badger Boys Summer Basketball Camps.

In his first two seasons as the video coordinator at UW, Van Handel was on the bench for the Badgers' back-to-back Final Four teams. During those two campaigns Wisconsin posted a combined record of 66-12 (.846) and claimed both the 2015 Big Ten regular season and tournament championships. During his sixteen years at Wisconsin, the Badgers have won three regular season Big Ten championships, two Big Ten tournament titles, and have made 13 NCAA tournament appearances, including seven Sweet Sixteens.

A native of Ashwaubenon, Wis., Van Handel earned his bachelor's degree in history and political science from Wisconsin in 2010. In addition to serving as a student assistant coach for two seasons at Ashwaubenon High School, Van Handel has worked the UW Boys Basketball Camps every summer since 2007.

Kyle Blackburn

Director of Recruiting and Scouting

A coaching veteran of over 10 years, Kyle Blackburn begins his second season as director of recruiting and scouting for the Wisconsin men's basketball program in 2022-23.



Entering his seventh season with the Badgers in 2022-23, Blackburn had been serving as the team's assistant director of basketball operations since joining the Wisconsin staff in 2016.

In his new role as director of recruiting and scouting, Blackburn will direct recruiting oversight, scouting, on-campus visits, recruit evalu-

ation, while also assisting Coach Gard and the coaching staff.

A native of Shullsburg, Wisconsin, Blackburn spent the 2015-16 season as an assistant coach with the Rockhurst University men's basketball program after spending the previous season as the head coach at Delta College in University Center, Michigan. During his season atop the Delta program, Blackburn led the Pioneers to a 19-13 overall record and a third-place finish in the Michigan Community College Athletic Association.

Prior to leading Delta College, Blackburn spent two seasons as an assistant coach at Benedictine College in Atchison, Kansas after serving in the same role at Grand View University in Des Moines, Iowa in 2011-12. Blackburn broke into collegiate athletics as an assistant with Clarke University women's basketball program in 2010-11.

Blackburn's coaching career began as an assistant coach at Scales Mound (Ill.) High School during the 2006-07 season before spending three seasons as the head boys varsity assistant at Shullsburg (Wis.) High School.

Blackburn earned a physical education degree from the University of Wisconsin-Platteville, while also obtaining a minor in health education, a certificate in adapted physical education and an endorsement in coaching. He received his master's degree in educational leadership from Benedictine College in the summer of 2014.

Adam Smith

Graduate Assistant

A former student assistant basketball coach at the University of Minnesota Duluth, Adam Smith is in his second season as a graduate assistant for the Wisconsin men's basketball program in 2022-23.



Smith was a student-athlete for the Minnesota Duluth men's basketball team from 2017-20 before joining the team's staff as a student assistant following an injury.

During his time as a student assistant basketball coach for Minnesota Duluth, he helped with program operations, recruiting, video, player development, opponent scouting and game operations.

A Dean's list honoree for four semesters, Smith earned his bachelor's degree from UMD for business administration in finance in May 2021.

Gary Poels
Equipment Manager

Gary Poels enters his 26th season as equipment manager for the Badgers after working eight years with the Green Bay Packers.

Poels has been a member of the Athletic Equipment Managers Association (AEMA) for 23 years and has been a certified equipment manager for 20 years. He is responsible for the inventory and oversees the purchase orders of equipment for basketball and swimming and diving at Wisconsin.

While with the Packers, Poels assisted with the day-to-day operation of the equipment room. He was with the Packers while five current or future head coaches were on the coaching staff, including Mike Holmgren, Andy Reid, Jon Gruden and Steve Mariucci.

He and his wife, Jodi, have three children, Kyle, Lindsey and Jessica.



Laura Strang
Booster Contact

Laura Strang is entering her 22nd season in the men's basketball office at Wisconsin after beginning in 2001. She assists with the planning and administration of the Badger Basketball Boosters, dealing directly with the Booster Board and President. She also helps with the administration of the Greg Gard Boys Basketball Camps.

Strang attended UW-Platteville and was in attendance at Pioneer games under the direction of Coach Ryan. She graduated from UWP with a bachelor's degree in English.

Prior to her work at Wisconsin, Strang worked as a healthcare recruiter. She and her husband, Tim, have a daughter, Jessica and two sons, Nate and Clay.



2022-23 WISCONSIN BADGERS - RADIO/TV ROSTER



0 **JAHCOBI NEATH**
G, Sr., 6-4, 190
Toronto, Ontario



2 **JORDAN DAVIS**
G, Jr., 6-4, 200
La Crosse, Wis.



3 **CONNOR ESSEGIAN**
G, Fr., 6-4, 185
Fort Wayne, Ind.



4 **KAMARI MCGEE**
G, So., 6-0, 180
Racine, Wis.



5 **TYLER WAHL**
F, Sr., 6-9, 225
Lakeville, Minn.



10 **ISAAC LINDSEY**
G, So., 6-4, 185
Mineral Point, Wis.



11 **MAX KLESMIT**
G, Jr., 6-3, 200
Neenah, Wis.



12 **LUKE HAERTLE**
G, Fr., 6-3, 215
Hartland, Wis.




13 **JUSTIN TAPHORN**
G, Jr., 6-5, 215
Pekin, Ill.



14 **CARTER GILMORE**
F, Jr., 6-7, 225
Hartland, Wis.



15 **ISAAC GARD**
G, Fr., 6-2, 165
Oregon, Wis.



21 **CHRIS HODGES**
F, R-Fr., 6-9, 245
Schaumburg, Ill.



22 **STEVEN CROWL**
F, Jr., 7-0, 245
Eagan, Minn.



23 **CHUCKY HEPBURN**
G, So., 6-2, 205
Omaha, Neb.



30 **ROSS CANDELINO**
G, Fr., 6-5, 185
Jacksonville, Fla.



35 **MARKUS ILVER**
F, So., 6-8, 215
Tallinn, Estonia



GREG GARD
Head Coach
8th season at UW



JOE KRABBENHOFT
Associate Head Coach
7th season at UW



DEAN OLIVER
Assistant Coach
6th season at UW



SHARIF CHAMBLISS
Assistant Coach
2nd season at UW



KYLE BLACKBOURN
Dir. Recruiting & Scouting
7th season at UW



JIM SNIDER
Strength & Conditioning
12th season at UW



A.J. VAN HANDEL
Video Coordinator
12th season at UW



MARC VANDEWETTERING
Dir. of Basketball Ops
10th season at UW

2022-23 WISCONSIN BADGERS

| NUMERICAL | | POS | HT | WT | YR/ELIG | HOMETOWN (HS/PREVIOUS) |
|-----------|------------------|-----|-----|-----|---------|--|
| 0 | Jahcobi Neath* | G | 6-4 | 190 | Sr./Sr. | Toronto, Ontario (Wake Forest) |
| 2 | Jordan Davis** | G | 6-4 | 200 | Jr./Jr. | La Crosse, Wis. (Central) |
| 3 | Connor Essegian | G | 6-4 | 185 | Fr./Fr. | Fort Wayne, Ind. (Central Noble) |
| 4 | Kamari McGee | G | 6-0 | 180 | So./So. | Racine, Wis. (Racine St. Catherine's) |
| 5 | Tyler Wahl*** | F | 6-9 | 225 | Sr./Sr. | Lakeville, Minn. (North) |
| 10 | Isaac Lindsey* | G | 6-4 | 185 | Jr./So. | Mineral Point, Wis. (UNLV) |
| 11 | Max Klesmit | G | 6-3 | 200 | Jr./Jr. | Neenah, Wis. (Neenah) |
| 12 | Luke Haertle | G | 6-3 | 215 | Fr./Fr. | Hartland, Wis. (Lake Country Lutheran) |
| 13 | Justin Taphorn** | G | 6-5 | 215 | Jr./Jr. | Pekin, Ill. (Pekin) |
| 14 | Carter Gilmore** | F | 6-7 | 225 | Jr./Jr. | Hartland, Wis. (Arrowhead) |
| 15 | Isaac Gard | G | 6-2 | 165 | So./Fr. | Oregon, Wis. (Oregon) |
| 21 | Chris Hodges | F | 6-9 | 245 | So./Fr. | Schaumburg, Ill. (Schaumburg) |
| 22 | Steven Crowl** | F | 7-0 | 245 | Jr./Jr. | Eagan, Minn. (Eastview) |
| 23 | Chucky Hepburn* | G | 6-2 | 205 | So./So. | Omaha, Neb. (Bellevue West) |
| 30 | Ross Candelino | G | 6-5 | 185 | Fr./Fr. | Ponte Vedra, Fla. (Ponte Vedra) |
| 35 | Markus Ilver* | F | 6-8 | 215 | So./So. | Tallinn, Estonia (Western Reserve) |

| ALPHABETICAL | | POS | HT | WT | YR/ELIG | HOMETOWN (HS/PREVIOUS) |
|--------------|------------------|-----|-----|-----|-----------|--|
| 30 | Ross Candelino | G | 6-5 | 185 | Fr./Fr. | Ponte Vedra, Fla. (Ponte Vedra) |
| 22 | Steven Crowl* | F | 7-0 | 245 | So./So. | Eagan, Minn. (Eastview) |
| 2 | Jordan Davis** | G | 6-4 | 200 | Jr./Jr. | La Crosse, Wis. (Central) |
| 3 | Connor Essegian | G | 6-4 | 185 | Fr./Fr. | Fort Wayne, Ind. (Central Noble) |
| 15 | Isaac Gard | G | 6-2 | 165 | So./Fr. | Oregon, Wis. (Oregon) |
| 14 | Carter Gilmore** | F | 6-7 | 225 | Jr./Jr. | Hartland, Wis. (Arrowhead) |
| 12 | Luke Haertle | G | 6-3 | 215 | Fr./Fr. | Hartland, Wis. (Lake Country Lutheran) |
| 23 | Chucky Hepburn* | G | 6-2 | 205 | So./So. | Omaha, Neb. (Bellevue West) |
| 21 | Chris Hodges | F | 6-9 | 245 | So./R-Fr. | Schaumburg, Ill. (Schaumburg) |
| 35 | Markus Ilver* | F | 6-8 | 215 | So./So. | Tallinn, Estonia (Western Reserve) |
| 11 | Max Klesmit | G | 6-3 | 200 | Jr./Jr. | Neenah, Wis. (Neenah) |
| 10 | Isaac Lindsey* | G | 6-4 | 185 | Jr./So. | Mineral Point, Wis. (UNLV) |
| 4 | Kamari McGee | G | 6-0 | 180 | So./So. | Racine, Wis. (Racine St. Catherine's) |
| 0 | Jahcobi Neath* | G | 6-4 | 190 | Sr./Sr. | Toronto, Ontario (Wake Forest) |
| 13 | Justin Taphorn** | G | 6-5 | 215 | Jr./Jr. | Pekin, Ill. (Pekin) |
| 5 | Tyler Wahl*** | F | 6-9 | 225 | Sr./Sr. | Lakeville, Minn. (North) |

* - letters earned | Gr. - Graduate Student

Head Coach: Greg Gard
Associate Head Coach: Joe Krabbenhoft
Assistant Coaches: Dean Oliver, Sharif Chambliss
Director of Basketball Operations: Marc VandeWettering
Strength & Conditioning Coach: Jim Snider
Athletic Trainer: Brent Neuharth
Video Coordinator: A.J. Van Handel
Dir. of Recruiting & Scouting: Kyle Blackburn
Director of Communications: Patrick Herb
Asst. Director of Brand Comm.: Brandon Harrison
Asst. Director of BBall Operations: Lindsay Lovelace
Donor Contact: Laura Strang
Graduate Assistant: Adam Smith

Pronunciation Guide

| | |
|------------------|----------------------|
| Steven Crowl | rhymes with "growl" |
| Connor Essegian | eh-SEE-gin |
| Luke Haertle | pronounced "hurdle" |
| Markus Ilver | ILL-ver |
| Max Klesmit | KLEZ-mitt |
| Isaac Lindsey | LIN-zee |
| Kamari McGee | cuh-MAR-ee |
| Jahcobi Neath | Juh-KOBE KNEE-th |
| Tyler Wahl | WALL |
| Sharif Chambliss | shuh-REEF SHAM-bliss |

PLAYER BIOGRAPHIES

30 ROSS CANDELINO

G • Fr./Fr. • 6-5 • 185
Jacksonville, Fla. (Ponte Vedra)

HIGH SCHOOL

Team captain for Ponte Vedra High School averaged 14.2 points (48% 3FG), 3.7 rebounds and 2.2 assists per game as a senior, leading the team to a 27-4 record and securing a berth in the Class 6A state championship game for the first time in school history ... honors include All-Daytona Beach News Journal First Team, All-Jacksonville First Team, Florida Association of Basketball Coaches First Team (6A) and Northeast Florida All-Star Classic MVP ... played for Bishop Kenny High School in Jacksonville, Florida for three years.

PERSONAL

Parents are Anthony and Jennifer Candelino ... Candelino's father, Anthony, was drafted by the Montreal Expos in the fourth round of the 1985 MLB Draft, and following injury went on to play basketball at Marquette for two seasons (1987-89) before finishing his basketball career at St. Peter's College where he graduated in 1991 ... Ross has two siblings, Olivia and Jillian ... sister, Olivia, is a junior forward for the Auburn soccer team, where she earned All-SEC Tournament Team honors in 2021 ... Ross' favorite all-time NBA player is Kobe Bryant ... favorite sports team is the New York Yankees ... favorite Badger is Russell Wilson ... Ross intends to major in real estate.

22 STEVEN CROWL

F • Jr./Jr. • 7-0 • 245
Eagan, Minn. (Eastview)

HONORS

- Academic All-Big Ten (2022)

SOPHOMORE (2021-22)

Started in all 31 games for the Badgers ... averaged 8.8 points and 4.4 rebounds per game ... scored a team-high 20 points (7-9 FG, 5-6 FT) and grabbed 7 rebounds in a win at Minnesota (2/23) ... Led the Badgers with 13 points (3-5 3FG), plus a career-high 5 assists and 4 rebounds vs. Penn State (2/5) ... Recorded a career-high 21 points (7-8 FG), plus 9 rebounds vs. Illinois State (12/29) ... Against in-state rival Marquette, scored 15 points and grabbed a team-high 8 rebounds ... In his first career start vs. St. Francis Brooklyn (11/9), recorded a near double-double with 11 points and 8 rebounds.

FRESHMAN (2020-21)

Played in 12 games as a true freshman ... Played 3 minutes vs. North Carolina in the first round of the NCAA tournament (3/19/21), recording 2 rebounds and 1 assist ... Scored 2 points and grabbed 2 rebounds in 6 minutes vs. #23 Louisville (12/19/20)

HIGH SCHOOL

Three-star recruit by 247Sports and Rivals ... 2020 Minnesota Mr. Basketball finalist ... McDonalds Award finalist ... Star-Tribune All-Metro, Pioneer-Press All-Metro, Section 3AAAAA Player of the Year and U.S. Marine Corp Distinguished Athlete Award ... one of the most decorated players in Eastview High School history, Crowl finished his prep career as the school's all-time leading scorer (1,747 pts), rebounder (832 reb) and shot blocker (103 blk) ... Crowl also set Eastview school records for career field-goal percentage (59% FG), rebounds in a season (332), rebounds in a game (19) and single-game field-goal percentage (90% FG) ... as a senior, averaged 26.7 points and 12 rebounds per game, while also leading his team in assists (4.3 per contest) ... his junior season, Crowl led Eastview to the Minnesota Class 4A state tournament while averaging 19.7 points, 8.1 rebounds and 1.6 blocks per game, shooting 39% 3FG from beyond the arc ... scored 630 points as a junior and 470 points as a sophomore giving him 1,100 career points entering his senior season ... first-team South Suburban All-Conference in 2019 and second-team in 2018 ... played travel basketball for D1 Minnesota, the same program as current Badgers Nate Reuvers and Tyler Wahl.

| CROWL'S CAREER STATISTICS | | | | | | | | | | | | | | | | | |
|---------------------------|--------------|-----------------|----------------|-------------|--------------|-------------|--------------|-------------|---------------|------------|------------|-----------|-----------|-----------|-----------|----------|----------------|
| Overall | | 3-Point | | | | | | | Rebounding | | | | | | | | |
| Year | GP-GS | Min/Avg | FG-FGA | Pct | FG-FGA | Pct | FT-FTA | Pct | Off-Def | Tot | Avg | PF-FO | Ast | TO | Blk | Stl | Pts/Avg |
| 2020-21 | 12-0 | 39/3.3 | 4-8 | .500 | 0-1 | .000 | 0-0 | --- | 4-5 | 9 | 0.8 | 9-0 | 2 | 3 | 1 | 0 | 8/0.7 |
| 2021-22 | 33-33 | 836/25.3 | 114-230 | .496 | 26-82 | .317 | 36-45 | .800 | 48-96 | 144 | 4.3 | 84-0 | 48 | 31 | 9 | 9 | 290/8.8 |
| Total | 45-33 | 875/19.4 | 118-238 | .496 | 26-83 | .313 | 36-45 | .800 | 52-101 | 153 | 3.4 | 93 | 50 | 34 | 10 | 9 | 298/6.6 |
| Conference | | 3-Point | | | | | | | Rebounding | | | | | | | | |
| Year | GP-GS | Min/Avg | FG-FGA | Pct | FG-FGA | Pct | FT-FTA | Pct | Off-Def | Tot | Avg | PF-FO | Ast | TO | Blk | Stl | Pts/Avg |
| 2020-21 | 7-0 | 7/1.0 | 0-0 | --- | 0-0 | --- | 0-0 | --- | 0-3 | 3 | 0.4 | 1-0 | 0 | 0 | 0 | 0 | 0/0.0 |
| 2021-22 | 20-20 | 523/26.2 | 69-130 | .531 | 15-46 | .326 | 20-23 | .870 | 24-56 | 80 | 4.0 | 56-0 | 35 | 18 | 3 | 7 | 173/8.7 |
| Total | 27-20 | 530/19.6 | 69-130 | .531 | 15-46 | .326 | 20-23 | .870 | 24-59 | 83 | 3.1 | 57 | 35 | 18 | 3 | 7 | 173/8.7 |

2 JORDAN DAVIS

G • Jr./Jr. • 6-4 • 200
La Crosse, Wis. (La Crosse Central)

HONORS

- Academic All-Big Ten (2022)

SOPHOMORE (2021-22)

Played in 27 games for UW ... Played 10+ minutes in six games, including four of the last five games ... Played a career-high 20 minutes at Minnesota (2/23), finishing with a career-high 7 points and 2 assists in the win ... In UW's win vs. Texas A&M (11/22), played 6 minutes and recorded 3 points and 4 rebounds in the win ... Played 4 minutes at Maryland (1/9), scoring 4 points.

FRESHMAN (2020-21)

Played in 13 games as a true freshman ... Scored 3 points vs. North Carolina in the first round of the NCAA tournament (3/19/21) ... Played 4 minutes vs. #23 Louisville (12/19/20)

HIGH SCHOOL

Three-star recruit by 247Sports and Rivals ... Helped lead La Crosse Central to the WIAA Division 2 state tournament each of his three years on the varsity team, capturing the state title in 2017 ... Finished his high school career with 1,101 points, 470 rebounds, 270 assists and 187 steals ... Surpassed 1,000 career points at La Crosse on the same day (2/11/20) his twin brother and former teammate, Johnny, surpassed 2,000 career points

... His senior season, averaged 12.3 points, 5.5 rebounds and 3.7 assists per game to help guide the Red Raiders to a 20-5 season ... As a junior, Davis earned first-team all-conference honors and was named the team's defensive player of the year after averaging 12 points, 5 rebounds and 3 steals per game ... His sophomore season, Davis garnered first-team all-conference honors after he averaged 10 points, 4 rebounds and 2 steals per game ... On the football field, Davis was also an impressive wide receiver for the Red Raiders, posting 358 receiving yards with 5 TDs through three games before suffering a season-ending injury ... He hauled in 49 receptions for 873 yards and 10 touchdowns as a junior.

PERSONAL

Parents are Mark and Sarah Davis ... father, Mark, played 13 seasons of professional basketball, including 31 games with the Milwaukee Bucks in 1988-89, after being selected in the fourth round of the 1985 NBA Draft by the Cleveland Cavaliers ... Mark played collegiate basketball at Old Dominion University ... family has two sets of twins: Jonathan and Jordan, who are twins and current teammates at Wisconsin, as well as two younger siblings and second set of twins in brother, Maxwell, and sister, Samantha

| DAVIS' CAREER STATISTICS | | | | | | | | | | | | | | | | | |
|--------------------------|-------------|----------------|--------------|-------------|--------------|-------------|------------|-------------|-------------|-----------|------------|------------|----------|----------|----------|----------|---------------|
| Overall | | 3-Point | | | | | | | Rebounding | | | | | | | | |
| Year | GP-GS | Min/Avg | FG-FGA | Pct | FG-FGA | Pct | FT-FTA | Pct | Off-Def | Tot | Avg | PF-FO | Ast | TO | Blk | Stl | Pts/Avg |
| 2020-21 | 13-0 | 19/1.5 | 3-6 | .500 | 2-5 | .400 | 0-0 | --- | 0-1 | 1 | 0.1 | 0-0 | 0 | 1 | 0 | 0 | 8/0.6 |
| 2021-22 | 27-0 | 175/6.5 | 13-40 | .325 | 8-28 | .286 | 1-3 | .333 | 9-15 | 24 | 0.9 | 19-0 | 4 | 6 | 3 | 4 | 35/1.3 |
| Total | 40-0 | 194/4.9 | 16-46 | .348 | 10-33 | .303 | 1-3 | .333 | 9-16 | 25 | 0.6 | 19 | 4 | 7 | 3 | 4 | 43/1.1 |
| Conference | | 3-Point | | | | | | | Rebounding | | | | | | | | |
| Year | GP-GS | Min/Avg | FG-FGA | Pct | FG-FGA | Pct | FT-FTA | Pct | Off-Def | Tot | Avg | PF-FO | Ast | TO | Blk | Stl | Pts/Avg |
| 2020-21 | 8-0 | 9/1.1 | 1-4 | .250 | 0-3 | .000 | 0-0 | --- | 0-1 | 1 | 0.1 | 0-0 | 0 | 1 | 0 | 0 | 2/0.3 |
| 2021-22 | 17-0 | 113/6.6 | 7-26 | .269 | 4-18 | .222 | 1-3 | .333 | 4-8 | 12 | 0.5 | 8-0 | 3 | 2 | 2 | 2 | 19/1.1 |
| Total | 25-0 | 122/4.9 | 8-30 | .267 | 4-21 | .190 | 1-3 | .333 | 4-9 | 13 | 0.4 | 8-0 | 3 | 3 | 2 | 2 | 21/0.8 |

3 CONNOR ESSEGIAN

G • Fr./Fr. • 6-4 • 185

Albion, Ind. (Central Noble)

HIGH SCHOOL

Essegian (pronounced "eh-SEE-gin") became Wisconsin's first signee from the state of Indiana since Charlie Wills (Angola, Ind.) committed in the Class of 1997 ... three-star recruit according to 247 Sports, Connor Essegian ranked as the 11th-best prospect in the state of Indiana in the Class of 2022 ... heading into his senior season, the shooting guard was already Central Noble's all-time leading scorer with 1,705 points, breaking a record that stood for 44 years ... as a junior, Essegian led the Cougars to a 20-1 season averaging 24.0 points, 6.6 rebounds, 3.7 assists and 2.3 steals per game, while shooting better than 41 percent from 3-point range ... he scored a school record 44 points during an 81-71 victory against Churubusco in the conference tournament quarterfinals ... as a sophomore, Essegian led Central Noble to its first NECC Tournament title in 50 years and the best season in program history (22-5 overall) ... as a sophomore, Essegian averaged 24.0 points (40% 3FG), 7.9 rebounds and 2.2 steals per game ... he

scored a total of 648 points that sophomore season, which went down as the highest single-season scoring total in Noble county history.

PERSONAL

Parents are Rich and Jody Essegian ... has one younger brother, Sam ... the cousin of Connor's grandfather, Robin Yount, played shortstop/centerfield for 20 years (1974-94) in MLB for the Milwaukee Brewers ... the cousin of Connor's grandfather, Chuck Essegian, played baseball and football at Stanford University, played in the 1951 Rose Bowl, before going on to play in MLB for 6 seasons (1958-63) where he played in the 1959 World Series with the Dodgers ... Chuck Essegian set a World Series record with two pinch-hit home runs, and became just the second player to play in both the Rose Bowl and World Series ... favorite all-time NBA player is Kobe Bryant ... Connor is interested in film and video editing, specifically for sports ... intends to major in communication arts.

15 ISAAC GARD

G • Fr./Fr. • 6-2 • 165

Oregon, Wis. (Oregon)

HIGH SCHOOL

His senior season at Oregon, he started all 14 games averaging 9.6 points and shot 39 percent from 3-point range ... three-year letterwinner in basketball ... also a two-year participant in baseball.

PERSONAL

Parents are Greg and Michelle Gard ... father, Greg,

is current head coach of the Wisconsin men's basketball team ... has one older sister, Mackenzie, and one younger sister, Peyton ... sister, Mackenzie, is currently a student at the University of Michigan ... favorite all-time NBA player is Kobe Bryant ... favorite sports teams are the Green Bay Packers, Milwaukee Brewers and Milwaukee Bucks ... favorite Wisconsin Badger is Jordan Taylor ... intends to major in personal finance.

14 CARTER GILMORE

F • Jr./Jr. • 6-7 • 225

Hartland, Wis. (Arrowhead)

SOPHOMORE (2021-22)

Former walk-on was awarded a scholarship for the 2021-22 season ... Played in 22 games, averaging 7.9 minutes per contest ... Logged a season-high 25 minutes and 5 rebounds vs. Providence (11/15) ... Scored a career-high 5 points in the season opener vs. St. Francis College Brooklyn (11/9) ... Scored 4 points and added a rebound in the 2021 Maui Invitational title game vs. Saint Mary's (11/24).

FRESHMAN (2020-21)

Appeared in 9 games as a true freshman ... Played a career-high 5 minutes at Northwestern (2/21/21), grabbing 1 rebound in the win ... Scored first 2 career points vs. Green Bay (12/1/20) ... Grabbed his first career rebound, finishing with 2 boards vs. Arkansas-Pine Bluff (11/27/20).

HIGH SCHOOL

Turned down scholarship offers from several Division I schools to join Wisconsin as a preferred walk-on ... 2020 Classic Eight Conference Player of the Year ... Associated Press first-team all-state selection as a senior ... Became Arrowhead's all-time leading scorer (1,565 pts) and scored a school record 49 points in a WIAA D1 regional final ... His senior season, led Arrowhead to a program-best record of 23-1 and a regional championship while averaging 26.8 ppg, 11.3 rpg and 5.6 apg ... As a junior, Gilmore was named Classic Eight Confer-

ence Player of the Year and an all-state selection after averaging 19.9 points per game (40% 3FG).

PERSONAL

Parents are Brian and Stephanie Gilmore ... Carter's father, Brian, played for former Wisconsin head coach and hall of famer Bo Ryan's first Division III national championship team at UW-Platteville in 1991 ... Carter's mother, Stephanie, was a standout player on the UW-Platteville women's team, inducted into the WIAC Hall of Fame in 2018.

| GILMORE'S CAREER STATISTICS | | | | | | | | | | | | | | | | | |
|------------------------------------|-------------|----------------|-------------|-------------|-------------|-------------|------------|-------------------|-------------|-----------|------------|-----------|----------|----------|----------|----------|---------------|
| Overall | | 3-Point | | | | | | Rebounding | | | | | | | | | |
| Year | GP-GS | Min/Avg | FG-FGA | Pct | FG-FGA | Pct | FT-FTA | Pct | Off-Def | Tot | Avg | PF-FO | Ast | TO | Blk | Stl | Pts/Avg |
| 2020-21 | 9-0 | 17/1.9 | 1-5 | .200 | 0-4 | .000 | 0-0 | --- | 0-3 | 3 | 0.3 | 2-0 | 0 | 0 | 0 | 0 | 2/0.2 |
| 2021-22 | 22-0 | 173/7.9 | 7-27 | .259 | 1-13 | .077 | 4-7 | .571 | 6-16 | 22 | 1.0 | 20-0 | 8 | 2 | 4 | 2 | 19/0.9 |
| Total | 31-0 | 190/6.1 | 8-32 | .250 | 1-17 | .059 | 4-7 | .571 | 6-19 | 25 | 0.8 | 22 | 8 | 2 | 4 | 2 | 21/0.7 |
| Conference | | 3-Point | | | | | | Rebounding | | | | | | | | | |
| Year | GP-GS | Min/Avg | FG-FGA | Pct | FG-FGA | Pct | FT-FTA | Pct | Off-Def | Tot | Avg | PF-FO | Ast | TO | Blk | Stl | Pts/Avg |
| 2020-21 | 4-0 | 8/2.0 | 0-2 | .000 | 0-2 | .000 | 0-0 | --- | 0-1 | 1 | 0.3 | 1-0 | 0 | 0 | 0 | 0 | 0/0.0 |
| 2021-22 | 11-0 | 70/6.4 | 3-15 | .200 | 0-9 | .000 | 0-0 | --- | 2-3 | 5 | 0.5 | 7-0 | 5 | 1 | 0 | 0 | 6/0.5 |
| Total | 15-0 | 78/5.2 | 3-17 | .176 | 0-11 | .000 | 0-0 | --- | 2-4 | 6 | 0.4 | 8 | 5 | 1 | 0 | 0 | 6/0.4 |

12 LUKE HAERTLE

G • Fr./Fr. • 6-4 • 215
Hartland, Wis. (Central Noble)

HIGH SCHOOL

Haertle was a standout athlete at Lake Country Lutheran, where he amassed 2,264 points and over 1,000 rebounds during his prep career ... a three-time all-state basketball honoree, Haertle led Lake Country Lutheran to its first-ever WIAA state title when Lutheran won the 2022 WIAA Division 3 State Championship ... the state-title run included Haertle scoring a season-high 35 points in the semifinals, followed by a triple-double in the championship game ... as a senior, Haertle averaged 22.9 points, 10.0 rebounds and 4.9 assists per game ... as a junior for the Division 3 state runner-up Lightning, Haertle was a WBCA First-Team All-State selection after he averaged 24.7 points, 10.4 rebounds, 4.5 assists and 2.8 steals per game ... Haertle shared Midwest Classic Conference player of the year honors in 2020-21 ... as a sophomore, Haertle earned first-team all-league laurels in the Midwest Classic Conference after averaging 20.1 points, 10.5 rebounds and 4.6 assists helping Lake Country Lutheran to a 20-4 record ... a multi-sport standout, Haertle excelled in both basketball and football ... on the football field at quarterback, Haertle was the 2021 state player of the year after he led Lutheran to a 10-1 record as a senior, throwing for 1,882 yards and

31 touchdowns while completing 64 percent of his passes ... Haertle helped Lutheran win the Division 5 state football championship as a two-way starter in 2019 ... Haertle passed for a total of 77 touchdowns, 4,978 yards, while also scoring 16 rushing touchdowns and tallying 1,120 yards on the ground.

PERSONAL

Parents are Eric and Dawn Haertle ... has four siblings with two older brothers, Scott and Bryce, one older sister, Cassidy, and one younger brother, Miles ... sister, Cassidy, is a graduate of the University of Wisconsin-Madison, while older brother, Bryce, is currently a student at UW-Madison ... Luke's father, Eric Haertle, attended UW-Madison from 1986-88 ... favorite all-time NBA player is Kobe Bryant, and Haertle compares his game most to Luka Doncic ... favorite sports teams are the Green Bay Packers, Milwaukee Brewers and Milwaukee Bucks ... favorite Wisconsin Badger is Russell Wilson ... Haertle grew up a Wisconsin Badger fan raised in the state and fondly remembers going to Wisconsin football games ... an interesting talent is his ability to juggle ... intends to major in business management.

23 CHUCKY HEPBURN

G • So./So. • 6-2 • 205
Omaha, Neb. (Bellevue West)

HONORS

- 2022 Big Ten All-Freshman Team
- Big Ten Co-Freshman of the Week (12/6/21)

FRESHMAN (2021-22)

Started all 33 games in his debut season ... First true freshman to start a season opener for Wisconsin since 2001 ... 2022 Big Ten All-Freshman Team ... Averaged 7.9 points, 2.3 assists per game and 31.0 minutes per game ... His 2.3 assist-per-game average was the second-highest for a UW freshman since 2000 (trailing only Brad Davison's 2.5 in 2018) ... Since 2000, only four UW true freshmen averaged more points per game than Hepburn: Devin Harris (12.3 in 2002), Brad Davison (12.1 in 2018), Alando Tucker (12.0 in 2003) and Sam Dekker (9.6 in 2013) ... Led the team with 77 assists and tied for second with 36 steals ... Maintained a 1.9 assist-to-turnover ratio (77 ast, 39 to) ... Scored a career-high 17 points, including the game winning 3-pointer with 1.5 seconds left to clinch the Big Ten regular season title for Wisconsin against No. 8 Purdue (3/1) ... Game-high 5 assists plus 13 points to grab a road win at Rutgers (2/26) ... Finished with 13 points, 3 steals, and 3 rebounds in win at Nebraska (1/27) ... Sparked UW's big win with 15 points and a career-

high 6 assists against Marquette (12/4) ... Scored 13 points in first career start against St. Francis College Brooklyn (11/9).

HIGH SCHOOL

Four-star point guard (ESPN) ... No. 2 ranked 2021 prospect in Nebraska; No. 20 point guard in the nation ... 2020 Nebraska Gatorade Player of the Year ... 3x All-Metro First-Team honoree (2018, '19, '20) ... 2x First-Team All-Class All-State honoree (2019, '20) ... Made four straight state appearances, advancing to the state championship game his freshman, junior and senior season at Bellevue West ... Bellevue West won the Class A state title his junior season in 2020 and finished with a record of 21-3, as Hepburn averaged 17.7 points, 6.1 assists, 4.6 rebounds and 3.1 steals per game that season ... Sophomore season in 2019, Hepburn averaged 18.3 points, 5.1 rebounds, 5.0 assists and 3.4 steals per game before losing in the state semifinals that year ... Freshman season in 2018, Hepburn led Bellevue West to the state championship game ... Played AAU basketball for the "Team Factory" program ... Off the court, Hepburn earned the HomeSchool Papillion TeenService Award and was a Special Olympics Volunteer Award winner.

| HEPBURN'S CAREER STATISTICS | | | | | | | | | | | | | | | | | |
|-----------------------------|--------------|------------------|---------------|-------------|---------------|-------------|--------------|-------------|-------------|-----------|------------|-----------|-----------|-----------|----------|-----------|----------------|
| Overall | | 3-Point | | | | | Rebounding | | | | | | | | | | |
| Year | GP-GS | Min/Avg | FG-FGA | Pct | FG-FGA | Pct | FT-FTA | Pct | Off-Def | Tot | Avg | PF-FO | Ast | TO | Blk | Stl | Pts/Avg |
| 2021-22 | 33-33 | 1022/31.0 | 92-237 | .388 | 39-112 | .348 | 39-56 | .696 | 7-63 | 70 | 2.1 | 70-0 | 77 | 39 | 5 | 36 | 262/7.9 |
| Total | 33-33 | 1022/31.0 | 92-237 | .388 | 39-112 | .348 | 39-56 | .696 | 7-63 | 70 | 2.1 | 70 | 77 | 39 | 5 | 36 | 262/7.9 |
| Conference | | 3-Point | | | | | Rebounding | | | | | | | | | | |
| Year | GP-GS | Min/Avg | FG-FGA | Pct | FG-FGA | Pct | FT-FTA | Pct | Off-Def | Tot | Avg | PF-FO | Ast | TO | Blk | Stl | Pts/Avg |
| 2021-22 | 20-20 | 632/31.6 | 59-154 | .383 | 24-68 | .353 | 20-30 | .667 | 3-36 | 39 | 2.0 | 48-0 | 44 | 21 | 3 | 22 | 162/8.1 |
| Total | 20-20 | 632/31.6 | 59-154 | .383 | 24-68 | .353 | 20-30 | .667 | 3-36 | 39 | 2.0 | 48 | 44 | 21 | 3 | 22 | 162/8.1 |

21 CHRIS HODGES

F • So./Fr. • 6-9 • 245
Schaumburg, Ill. (Schaumburg HS)

FRESHMAN (2021-22)

Redshirt season

HIGH SCHOOL

Four-star forward (ESPN) ... 2019 Mid-Suburban League West Player of the Year ... 2019 Second-Team Class 4A All-State honors ... 2019 MSL all-conference and all-area honoree ... 2018 Daily Herald All-Area honoree ... York 32 Team Holiday

Tournament All-Tournament Team ... Senior season in 2020, opted out due to COVID-19 pandemic ... Junior season in 2019, led Schaumburg to a 25-7 record, winning the MSL championship and advancing to the Regional Finals, averaging 15.5 points (69.8% FG), 8.0 rebounds and 2.0 blocks per game ... Sophomore season in 2018, helped Schaumburg to a regional championship averaging 16 points, 5.2 rebounds and 2 blocks per game.

35 MARKUS ILVER

F • So./So. • 6-8 • 215

Tallinn, Estonia (Western Reserve Academy)

SOPHOMORE (2022-23)

Represented his native country of Estonia and helped the team earn a third-place finish at the FIBA U20 European Championship in Tbilisi.

FRESHMAN (2021-22)

Played in eight games as a true freshman ... Played a season-high 11 minutes vs. Green Bay (11/12), finishing with 3 points and 4 rebounds in the win ... Scored 2 points and played 7 minutes in his debut as a Badger vs. St. Francis Brooklyn (11/9).

HIGH SCHOOL

Three-star forward (247 Sports) ... No. 6 ranked 2021 prospect in Ohio; No. 40 power forward in the nation ... Senior season in 2020, played

a partial season of high school basketball (due to COVID-19 restrictions) at Western Reserve Academy in Hudson, Ohio ... Junior season in 2019, played at Massanutten Military Academy in Virginia ... Represented Estonia at the 2020 Baltic Sea Basketball Cup, earning MVP honors after he averaged 15 points and 6 rebounds per game.

PERSONAL

Markus' father, Priit Ilver, followed a similar path leaving Estonia to play basketball in the United States ... Priit played two seasons at St. Francis Brooklyn from 1998-2000. He appeared in 28 games as a senior before returning to Estonia to play basketball professionally.

| ILVER'S CAREER STATISTICS | | | | | | | | | | | | | | | | | |
|---------------------------|------------|---------------|------------|-------------|------------|-------------|------------|-------------|------------|----------|------------|------------|----------|----------|----------|----------|--------------|
| Overall | | 3-Point | | | | | Rebounding | | | | | | | | | | |
| Year | GP-GS | Min/Avg | FG-FGA | Pct | FG-FGA | Pct | FT-FTA | Pct | Off-Def | Tot | Avg | PF-FO | Ast | TO | Blk | Stl | Pts/Avg |
| 2021-22 | 8-0 | 29/3.6 | 1-8 | .125 | 0-5 | .000 | 3-4 | .750 | 1-3 | 4 | 0.5 | 7-0 | 0 | 2 | 0 | 0 | 5/0.6 |
| Total | 8-0 | 29/3.6 | 1-8 | .125 | 0-5 | .000 | 3-4 | .750 | 1-3 | 4 | 0.5 | 7-0 | 0 | 2 | 0 | 0 | 5/0.6 |
| Conference | | 3-Point | | | | | Rebounding | | | | | | | | | | |
| Year | GP-GS | Min/Avg | FG-FGA | Pct | FG-FGA | Pct | FT-FTA | Pct | Off-Def | Tot | Avg | PF-FO | Ast | TO | Blk | Stl | Pts/Avg |
| 2021-22 | 3-0 | 5/1.7 | 0-1 | .000 | 0-1 | .000 | 0-0 | --- | 0-0 | 0 | 0.0 | 2-0 | 0 | 1 | 0 | 0 | 0/0.0 |
| Total | 3-0 | 5/1.7 | 0-1 | .000 | 0-1 | .000 | 0-0 | --- | 0-0 | 0 | 0.0 | 2 | 0 | 1 | 0 | 0 | 0/0.0 |

11 MAX KLESMIT

G • Jr./Jr. • 6-3 • 200

Neenah, Wis. (Neenah)

HONORS

- 2021-22 Third Team All-Southern Conference
- 2020-21 Southern Conference Academic Honor Roll
- 2020-21 Southern Conference All-Freshman Team (media)

SOPHOMORE (2021-22) - Wofford

Started all 31 games played ... Named Third Team All-Southern Conference ... Finished second on the team in scoring (14.9) ... Shot 44.6 percent from the field, 34 percent from three and 83.7 percent from the free-throw line ... Led team with 68 3-pointers ... Reached double-figure scoring in 26 of 31 games ... Notched career-high 27 points twice at South Carolina (11/23) and versus The Citadel (1/19) ... Game-winning layup versus No. 5 VMI in SoCon Quarterfinals advanced Wofford to SoCon Semfinals (3/5).

FRESHMAN (2020-21) - Wofford

Appeared in 19 games, including two starts ... Named to Southern Conference All-Freshman Team (media) ... Averaged 8.2 points and 2.7 rebounds in 22.7 minutes per game ... Finished among top five freshmen in SoCon in scoring ... Shot 46.6 percent from the field (54-for-116) ... Finished third on the team in 3-point percentage (37.3%, 25-for-67) ... Shot 84.6 percent from the free-throw line (22-for-26) ... Tied for most steals on team (24) and finished ninth in the SoCon (1.3/g) ... Reached double-figure scoring in six games ... Made Wofford debut at Texas A&M (12/21), leading with 14 points on 5-of-11, including 4-of-9 from deep (44.4%) ... Scored 10 points at UNCG (1/9) ... Pulled down a career-high seven rebounds at The Citadel (1/27) ... Net 14 points in career-high 30 minutes on 5-of-6 from the floor, including two threes, in first career start versus

HONORS

- 2021-22 Third Team All-Southern Conference
- 2020-21 Southern Conference Academic Honor Roll
- 2020-21 Southern Conference All-Freshman Team (media)

SOPHOMORE (2021-22) - Wofford

Started all 31 games played ... Named Third Team All-Southern Conference ... Finished second on the team in scoring (14.9) ... Shot 44.6 percent from the field, 34 percent from three and 83.7 percent from the free-throw line ... Led team with 68 3-pointers ... Reached double-figure scoring in 26 of 31 games ... Notched career-high 27 points twice at South Carolina (11/23) and versus The Citadel (1/19) ... Game-winning layup versus No. 5 VMI in SoCon Quarterfinals advanced Wofford to SoCon Semifinals (3/5).

FRESHMAN (2020-21) - Wofford

Appeared in 19 games, including two starts ... Named to Southern Conference All-Freshman Team (media) ... Averaged 8.2 points and 2.7 rebounds in 22.7 minutes per game ... Finished among top five freshmen in SoCon in scoring ... Shot 46.6 percent from the field (54-for-116) ... Finished third on the team in 3-point percentage (37.3%, 25-for-67) ... Shot 84.6 percent from the free-throw line (22-for-26) ... Tied for most steals on team (24) and finished ninth in the SoCon (1.3/g) ... Reached double-figure scoring in six games ... Made Wofford debut at Texas A&M (12/21), leading with 14 points on 5-of-11, including 4-of-9 from deep (44.4%) ... Scored 10 points at UNCG (1/9) ... Pulled down a career-high seven rebounds at The Citadel (1/27) ... Net 14 points in career-high 30 minutes on 5-of-6 from the floor,

| KLESMIT'S CAREER STATISTICS | | | | | | | | | | | | | | | | | |
|------------------------------------|--------------|------------------|----------------|-------------|---------------|-------------|-------------------|-------------|---------------|------------|------------|-----------|-----------|-----------|----------|-----------|-----------------|
| Overall | | 3-Point | | | | | Rebounding | | | | | | | | | | |
| Year | GP-GS | Min/Avg | FG-FGA | Pct | FG-FGA | Pct | FT-FTA | Pct | Off-Def | Tot | Avg | PF-FO | Ast | TO | Blk | Stl | Pts/Avg |
| 2020-21* | 19-2 | 430/22.6 | 54-116 | .466 | 25-67 | .373 | 22-26 | .846 | 9-43 | 52 | 2.7 | 46-0 | 22 | 23 | 0 | 24 | 155/8.2 |
| 2021-22* | 31-31 | 987/31.8 | 156-350 | .446 | 68-200 | .340 | 82-98 | .837 | 13-74 | 87 | 2.8 | 84-0 | 60 | 65 | 3 | 50 | 462/14.9 |
| Total | 50-33 | 1417/28.3 | 210-466 | .451 | 93-267 | .348 | 104-124 | .839 | 22-117 | 139 | 2.8 | 84 | 82 | 88 | 3 | 74 | 617/12.3 |
| Conference | | 3-Point | | | | | Rebounding | | | | | | | | | | |
| Year | GP-GS | Min/Avg | FG-FGA | Pct | FG-FGA | Pct | FT-FTA | Pct | Off-Def | Tot | Avg | PF-FO | Ast | TO | Blk | Stl | Pts/Avg |
| 2020-21* | 17-2 | 383/22.5 | 47-98 | .480 | 20-52 | .385 | 22-26 | .846 | 7-43 | 50 | 2.9 | 40-0 | 21 | 19 | 0 | 22 | 136/8.0 |
| 2021-22* | 17-17 | 554/32.6 | 85-198 | .429 | 42-123 | .341 | 38-46 | .826 | 8-48 | 56 | 3.3 | 43-0 | 40 | 29 | 2 | 24 | 250/14.7 |
| Total | 34-19 | 937/27.6 | 132-296 | .446 | 62-175 | .354 | 60-72 | .833 | 15-91 | 106 | 3.1 | 83 | 61 | 48 | 2 | 46 | 386/11.4 |

*Southern Conference

10 ISAAC LINDSEY

F • Jr./So. • 6-4 • 185
Mineral Point, Wis. (UNLV)

FRESHMAN (2021-22)

Appeared in five games for the Badgers ... Scored his first points at Wisconsin with 3 points in UW's win vs. Illinois State (12/29) ... Played a season-high 4 minutes vs. Green Bay (11/12).

2020-21 - UNLV

Did not play (injury)

HIGH SCHOOL

Three-star shooting guard (247 Sports) ... No. 5 ranked 2020 prospect in Wisconsin; No. 79 shooting guard in the nation ... Two-time First-Team All-State selection ... Two-time All-Area Player of the Year ... At Mineral Point High School, totalled 1,420 points, 272 assists and 137 steals ... Senior season in 2020, limited to five games due to injury ... Junior season in 2019, led Mineral Point averaging 20.5 points (48.4% FG), 4.4 rebounds and 4.3

assists per game ... Three-sport star also played baseball and football at Mineral Point ... Started all four seasons at quarterback in football and shortstop in baseball ... Three-time First-Team All-Southwest Wisconsin Activities League selection in football ... Two-time SWAL Offensive Player of the Year in football ... Two-time Wisconsin Football Coaches Association All-Region player ... Finalist for WisSports.net Dave Kreig Award (top senior QB in the state) ... In football, threw for 7,467 total yards over four years (7th all-time in state history), passed for 85 touchdowns (5th all-time) ... In baseball, was a three-time All-SWAL selection entering his senior season and was a three-time Dodgeville Chronicle All-Area team performer ... Helped Mineral Point qualify for the WIAA state tournament in baseball two seasons in a row, marking the first time the school had been there since 1974 ... Batted .533 as a junior as Mineral Point was

the runner-up in the Division 4 state tournament ... Academic All-State by the Wisconsin Baseball Coaches Association

cousins playing at the collegiate level in baseball, basketball, softball and volleyball ... Undecided on a career path but has interest in dentistry, nurse anesthesia or business with an emphasis on athletics

PERSONAL

Parents are Matt and Alea Lindsey ... Has a brother and a sister, Eli (14) and Mallory (17) ... Has five

| LINDSEY'S CAREER STATISTICS | | | | | | | | | | | | | | | | | |
|------------------------------------|------------|---------------|------------|-------------|------------|-------------|------------|------------|------------|----------|------------|----------|----------|----------|----------|----------|--------------|
| Overall | | | 3-Point | | | | | Rebounding | | | | | | | | | |
| Year | GP-GS | Min/Avg | FG-FGA | Pct | FG-FGA | Pct | FT-FTA | Pct | Off-Def | Tot | Avg | PF-FO | Ast | TO | Blk | Stl | Pts/Avg |
| 2021-22 | 6-0 | 13/2.2 | 1-5 | .200 | 1-3 | .333 | 0-0 | --- | 0-0 | 0 | 0.0 | 0 | 0 | 0 | 0 | 0 | 3/0.5 |
| Total | 6-0 | 13/2.2 | 1-5 | .200 | 1-3 | .333 | 0-0 | --- | 0-0 | 0 | 0.0 | 0 | 0 | 0 | 0 | 0 | 3/0.5 |
| Conference | | | 3-Point | | | | | Rebounding | | | | | | | | | |
| Year | GP-GS | Min/Avg | FG-FGA | Pct | FG-FGA | Pct | FT-FTA | Pct | Off-Def | Tot | Avg | PF-FO | Ast | TO | Blk | Stl | Pts/Avg |
| 2021-22 | 2-0 | 2/1.0 | 0-0 | --- | 0-0 | --- | 0-0 | --- | 0-0 | 0 | 0.0 | 0 | 0 | 0 | 0 | 0 | 0/0.0 |
| Total | 2-0 | 2/1.0 | 0-0 | --- | 0-0 | --- | 0-0 | --- | 0-0 | 0 | 0.0 | 0 | 0 | 0 | 0 | 0 | 0/0.0 |

4 KAMARI MCGEE

G • So./So. • 6-0 • 180
Racine, Wis. (Racine St. Catherine's)

FRESHMAN (2021-22) - Green Bay

Named to the Horizon League's All-Freshman Team ... recognized three times as Horizon League Freshman of the Week ... played in 30 games for Green Bay, starting each of the last 20 games ... team's leading scorer averaged 11.6 points and 1.9 assists per game ... averaged 17.6 points (50.7% FG) in his final five games of the season ... recorded four 20+ points performances, including a career-high 24 points vs. Wright State (2/9).

a junior, averaged 11.2 points, 6 rebounds and 4 assists per game for the Angels, who finished the season with a 25-0 record.

PERSONAL

Parents are Michelle Stewart and Cameron McGee ... has two younger siblings, K'Marie Ozier and Kamryn McGee ... grew up playing basketball with Tyrese Hunter (Racine, WI), who is currently on the Texas men's basketball team ... favorite all-time NBA player is Kyrie Irving, and McGee compares his game most to Jrue Holiday ... favorite sports team is the Golden State Warriors ... favorite Wisconsin Badger is Brevin Pritzl ... McGee always dreamed of being a Wisconsin Badger growing up as a kid in Wisconsin ... one of his pregame rituals/superstitions includes always putting his left shoe on first ... an interesting talent is his ability to do back flips ... intends to major in business.

HIGH SCHOOL

Standout at Racine St. Catherine's helped lead the Angels to a 29-1 record his senior season, capturing the 2020 WIAA Division 3 State Championship ... a first-team all-metro classic conference honoree as both a junior and senior, he averaged 17 points, 7 rebounds and 4 assists per game as a senior ... as

| MCGEE'S CAREER STATISTICS | | | | | | | | | | | | | | | | | |
|----------------------------------|--------------|-----------------|----------------|-------------|--------------|-------------|--------------|-------------|--------------|-----------|------------|-------------|-----------|-----------|----------|-----------|-----------------|
| Overall | | | 3-Point | | | | | Rebounding | | | | | | | | | |
| Year | GP-GS | Min/Avg | FG-FGA | Pct | FG-FGA | Pct | FT-FTA | Pct | Off-Def | Tot | Avg | PF-FO | Ast | TO | Blk | Stl | Pts/Avg |
| 2021-22* | 30-21 | 871/29.0 | 132-340 | .388 | 25-91 | .275 | 59-73 | .808 | 16-67 | 83 | 2.8 | 72-0 | 58 | 76 | 2 | 32 | 348/11.6 |
| Total | 30-21 | 871/29.0 | 132-340 | .388 | 25-91 | .275 | 59-73 | .808 | 16-67 | 83 | 2.8 | 72-0 | 58 | 76 | 2 | 32 | 348/11.6 |
| Conference | | | 3-Point | | | | | Rebounding | | | | | | | | | |
| Year | GP-GS | Min/Avg | FG-FGA | Pct | FG-FGA | Pct | FT-FTA | Pct | Off-Def | Tot | Avg | PF-FO | Ast | TO | Blk | Stl | Pts/Avg |
| 2021-22* | 20-18 | 619/31.0 | 90-233 | .386 | 17-61 | .279 | 45-56 | .804 | 10-46 | 56 | 2.8 | 53-0 | 41 | 54 | 1 | 28 | 242/12.1 |
| Total | 20-18 | 619/31.0 | 90-233 | .386 | 17-61 | .279 | 45-56 | .804 | 10-46 | 56 | 2.8 | 53 | 41 | 54 | 1 | 28 | 242/12.1 |

*Horizon League

O JAHCOBI NEATH

F • Sr./Sr. • 6-4 • 190

Toronto, Canada (Wake Forest)

JUNIOR (2021-22)

Played in 23 games, including one start ... Averaged 9.7 minutes, 1.6 points and 1.5 rebounds per game ... Made his first start as a Badger vs. Nicholls (12/15), finishing with 9 points, a career-high 7 rebounds and 2 assists ... Scored 6 points (4-4 FT) off the bench in UW's win vs. Michigan (2/20).

SOPHOMORE (2020-21) - Wake Forest

Played in 20 games, including 4 starts ... Averaged 3.8 points and 1.7 assists in 15.8 minutes per game ... Scored 10 points in 20 minutes vs. Catawba (12/31) ... Had 12 points (5-7 FG) vs. Longwood (11/27)

FRESHMAN (2019-20) - Wake Forest

Played in all 30 games, including 5 starts ... Averaged 5.3 points and 2.2 assists in 18.5 minutes per game ... Ranked second on the team with 67 assists ... Finished the season with four double-digit scoring games over the final six games ... Matched a season high with 16 points (9-12 FT), plus 5 rebounds and 3 assists vs. 7 Duke (2/25) ... Scored

a season-high 16 points (5-6 FG) and had 3 assists vs. Georgia Tech (2/19) ... Recorded 7 points and 6 assists at Miami (2/15) ... Tallied 10 points and 4 assists at North Carolina (3/3) ... Posted 12 points and 5 assists at NC State (3/6)

HIGH SCHOOL

Played at Crestwood Prep in Toronto, Ontario ... Led the Lions to the 2019 national championship ... Averaged 26 points, 7 rebounds and 4 assists per game during his senior season ... Represented Canada at U-18 and U-19 levels ... Averaged 4.5 points per game for Canada at the 2019 FIBA Under-19 World Cup ... 2019 MVP of the Canadian National Preparatory Association ... 2019 Biosteel All-Canadian Game MVP and Dunk Contest winner ... Two-time Biosteel All-Canadian ... Played for Grassroots Elite Canada

PERSONAL

Born in Toronto, Ontario ... Parents are Faith Reader-Neath and Hugh Neath ... Has three siblings, sister, Saige, and brothers, Akeem and Jeremiah

NEATH'S CAREER STATISTICS

| Overall | | 3-Point | | | | | | Rebounding | | | | | | | | |
|--------------|--------------|------------------|---------------|-------------|--------------|-------------|---------------|-------------|---------------|------------|------------|-----------|---------------|-------------|----------------|---------|
| Year | GP-GS | Min/Avg | FG-FGA | Pct | FG-FGA | Pct | FT-FTA | Pct | Off-Def | Tot | Avg | PF-FO | Ast TO | Blk | Stl | Pts/Avg |
| 2019-20* | 30-5 | 554/18.5 | 54-128 | .422 | 12-25 | .480 | 38-65 | .585 | 7-49 | 56 | 1.9 | 49-0 | 67 53 | 1 15 | 158/5.3 | |
| 2020-21* | 20-4 | 316/15.8 | 25-70 | .357 | 6-27 | .222 | 19-21 | .905 | 4-31 | 35 | 1.8 | 28-0 | 33 35 | 2 9 | 75/3.8 | |
| 2021-22 | 23-1 | 224/9.7 | 11-43 | .256 | 4-18 | .222 | 11-15 | .733 | 9-25 | 34 | 1.5 | 13-0 | 8 6 | 1 4 | 37/1.6 | |
| Total | 73-10 | 1094/15.0 | 90-241 | .373 | 22-70 | .314 | 68-101 | .673 | 20-105 | 125 | 1.7 | 90 | 108 94 | 4 28 | 270/3.7 | |

*at Wake Forest

| Conference | | 3-Point | | | | | | Rebounding | | | | | | | | |
|--------------|-------------|-----------------|---------------|-------------|--------------|-------------|--------------|-------------|--------------|-----------|------------|-----------|--------------|-------------|----------------|---------|
| Year | GP-GS | Min/Avg | FG-FGA | Pct | FG-FGA | Pct | FT-FTA | Pct | Off-Def | Tot | Avg | PF-FO | Ast TO | Blk | Stl | Pts/Avg |
| 2019-20* | 20-4 | 366/18.3 | 38-86 | .442 | 10-18 | .556 | 29-46 | .630 | 6-30 | 36 | 1.8 | 36-0 | 42 31 | 0 8 | 115/5.8 | |
| 2020-21* | 17-3 | 252/14.8 | 16-50 | .320 | 6-26 | .231 | 9-11 | .818 | 3-21 | 24 | 1.4 | 20-0 | 25 30 | 2 4 | 47/2.8 | |
| 2021-22 | 16-0 | 131/8.2 | 6-22 | .273 | 3-12 | .250 | 5-7 | .714 | 5-15 | 20 | 0.9 | 7-0 | 4 4 | 0 1 | 20/1.3 | |
| Total | 53-7 | 749/14.1 | 60-158 | .380 | 19-56 | .339 | 43-64 | .672 | 14-66 | 80 | 1.5 | 63 | 71 65 | 2 13 | 182/3.4 | |

*Atlantic Coast Conference (ACC)

13 JUSTIN TAPHORN

G • Jr./Jr. • 6-5 • 215

Pekin, Ill. (Pekin)

SOPHOMORE (2021-22)

Played in four games ... played a season-high 2 minutes vs. Green Bay (11/12/21).

FRESHMAN (2020-21)

Appeared in 7 games as a true freshman ... Played 4 minutes vs. #23 Louisville (12/19/20)

HIGH SCHOOL

His senior season at Pekin High School, averaged 10.2 points, 6.8 rebounds and 2.1 assists per game to earn second-team All-Mid-Illini selection and help the Dragons finish second in the conference ... As a junior, helped the Dragons win a Class 3A regional championship and individually made it to the state finals in the Class 3A IHSA 3-Point

Shootout ... Played in 72 career games for Pekin, earning four varsity letters and serving as a team captain his senior season ... Was also a three-year letterwinner in golf for Pekin, competing twice in the state tournament and playing a key role in the Dragons winning the Mid-Illini championship and Dragon Invitational

PERSONAL

Justin comes from an athletic family, as his father, Pat, played at UW-Green Bay, his older brother, Nathan, was a scholarship forward at Northwestern (2013-17), and his twin sister, Jenna, plays volleyball at Southern Illinois University Edwardsville ... Taphorn is currently studying kinesiology

| TAPHORN'S CAREER STATISTICS | | | | | | | | | | | | | | | | | |
|------------------------------------|-------------|---------------|------------|-------------|------------|-------------|------------|------------|------------|----------|------------|------------|----------|----------|----------|----------|--------------|
| Overall | | | | 3-Point | | | | Rebounding | | | | | | | | | |
| Year | GP-GS | Min/Avg | FG-FGA | Pct | FG-FGA | Pct | FT-FTA | Pct | Off-Def | Tot | Avg | PF-FO | Ast | TO | Blk | Stl | Pts/Avg |
| 2020-21 | 6-0 | 8/1.3 | 0-1 | .000 | 0-1 | .000 | 0-0 | --- | 0-0 | 0 | 0.0 | 0-0 | 0 | 1 | 0 | 0 | 0/0.0 |
| 2021-22 | 4-0 | 5/1.3 | 0-0 | --- | 0-0 | --- | 0-0 | --- | 0-0 | 0 | 0.0 | 0-0 | 0 | 1 | 0 | 0 | 0/0.0 |
| Total | 10-0 | 13/1.3 | 0-1 | .000 | 0-1 | .000 | 0-0 | --- | 0-0 | 0 | 0.0 | 0-0 | 0 | 2 | 0 | 0 | 0/0.0 |
| Overall | | | | 3-Point | | | | Rebounding | | | | | | | | | |
| Year | GP-GS | Min/Avg | FG-FGA | Pct | FG-FGA | Pct | FT-FTA | Pct | Off-Def | Tot | Avg | PF-FO | Ast | TO | Blk | Stl | Pts/Avg |
| 2020-21 | 2-0 | 2/1.0 | 0-0 | --- | 0-0 | --- | 0-0 | --- | 0-0 | 0 | 0.0 | 0-0 | 0 | 0 | 0 | 0 | 0/0.0 |
| 2021-22 | 1-0 | 1/1.0 | 0-0 | --- | 0-0 | --- | 0-0 | --- | 0-0 | 0 | 0.0 | 0-0 | 0 | 1 | 0 | 0 | 0/0.0 |
| Total | 3-0 | 3/1.0 | 0-0 | --- | 0-0 | --- | 0-0 | --- | 0-0 | 0 | 0.0 | 0-0 | 0 | 1 | 0 | 0 | 0/0.0 |

5 TYLER WAHL

F • Sr./Sr. • 6-9 • 225

Lakeville, Minn. (North)

HONORS

- 2022 All-Big Ten Honorable Mention
- 2021 Maui Invitational All-Tournament Team

JUNIOR (2021-22)

Started all 31 games ... Averaged 11.4 points and 5.9 rebounds per game ... led the team in steals (37) and field goal percentage (.516), while ranked 2nd in blocks (25) ... Scored a team-high 19 points, plus a career-high 5 steals, to help UW clinch a share of the Big Ten regular season title with a win vs. #8 Purdue (3/1) ... Led UW with a career-high 23 points (9-14 FG) vs. Rutgers (2/12) ... Helped lead the Badgers in a win vs. #16 Ohio State (1/13) with 20 points, 7 rebounds, 6 assists, and 3 steals ... Scored 21 points and posted 5 rebounds in win at Maryland (1/9/22) ... Finished with 18 points in the 2021 Maui Invitational title game vs. Saint Mary's (11/24).

SOPHOMORE (2020-21)

Played in all 31 games, including 18 starts ... Averaged 5.2 points, 4.3 rebounds and 24.7 minutes per game ... Recorded a double-double with 13 points (all in the first half), plus a team-high 10 rebounds, 2 blocks and 2 assists at Penn State (1/30/21) ... Led the Badgers in scoring for the first time in his career vs. Northwestern (1/20/21), finishing with a career high 14 points (2-3 3FG), plus a team-high 6 rebounds and 2 assists ... Made his first start of the season at Rutgers (1/15/21), finishing with 4 points, 6 rebounds, 2 assists, 2 blocks and 1 steal in a career-high 34 minutes ... Scored 12 points vs. Indiana (1/7/21), including going 2-for-2 from 3-point range in the second overtime to clinch the win, while also tallying a career high 3 steals ... Tallied the first double-double of his career vs. Green Bay (12/1/20), scoring 11

points and grabbing a career high 15 rebounds, plus 4 assists, 2 blocks and 2 steals

FRESHMAN (2019-20)

Played in all 31 games (3 starts) as a true freshman ... Averaged 2.6 points, 2.5 rebounds and 15.5 minutes per game ... Scored a career high 7 points against Richmond (11/25/19) ... Tallied 5 points in an upset victory at No. 19 Michigan (2/27/2020) ... Grabbed three steals in UW's upset win at No. 5 Ohio State (1/3/20)

HIGH SCHOOL

Three-star recruit according to 247 Sports and Rivals ... Back-to-back AP second-team All-State honors as a junior and senior at Lakeville North High School ... Set the school record for career rebounds (905) and finished third in Panther history with 1,397 points ... Minnesota Mr. Basketball finalist in 2019 ... Earned Minneapolis Star-Tribune All-Metro Team honors as a senior, averaging 18.0 points, 10.0 rebounds and 6.6 assists per game ... Helped lead the Panthers to a 27-5 record in 2018-19, guiding the team to its first-ever conference title and an appearance in the Class

AAAA state championship game ... Unanimous All-South Suburban Conference selection was also named to the conference's 2019 All-Defensive Team ... As a junior, was a unanimous selection to the All-Conference team and a second-team All-State honoree, while also earning a spot on the All-Defensive team ... His junior season, averaged 17.5 points (63.1% FG), 12.0 rebounds, 5.4 assists and 2.9 blocks per game, guiding North to a record of 27-5 and a trip to the 2018 Class AAAA State Tournament Semifinals ... Excelled in the classroom as well, earning Academic All-State by the Minnesota Basketball Coaches Association

PERSONAL

Parents are Tim and Kaye Wahl ... Father, Tim, played college basketball and professionally in Germany after he was a Mr. Basketball finalist in 1977 while starring at Minneapolis Southwest High School ... Wahl has three sisters, Lexi, Nikki and Lindsay ... Wahl's sister, Lindsay, played basketball at the University of Wisconsin-La Crosse ... Tyler was high school teammates with former Wisconsin teammate Nate Reuvers ... Tyler is studying personal finance

| WAHL'S CAREER STATISTICS | | | | | | | | | | | | | | | | | |
|---------------------------------|--------------|------------------|----------------|-------------|---------------|-------------|----------------|-------------|-------------------|------------|------------|--------------|------------|------------|------------|------------|----------------|
| Overall | | | 3-Point | | | | | | Rebounding | | | | | | | | |
| Year | GP-GS | Min/Avg | FG-FGA | Pct | FG-FGA | Pct | FT-FTA | Pct | Off-Def | Tot | Avg | PF-FO | Ast | TO | Blk | Stl | Pts/Avg |
| 2019-20 | 31-3 | 478/15.4 | 34-79 | .430 | 6-28 | .214 | 7-18 | .389 | 34-48 | 82 | 2.6 | 64-0 | 32 | 33 | 5 | 20 | 81/2.6 |
| 2020-21 | 31-18 | 765/24.7 | 58-133 | .436 | 10-36 | .278 | 34-60 | .567 | 33-100 | 133 | 4.3 | 68-0 | 42 | 28 | 21 | 31 | 160/5.2 |
| 2021-22 | 32-32 | 976/30.5 | 145-281 | .516 | 6-37 | .162 | 70-100 | .700 | 52-137 | 189 | 5.9 | 80-0 | 49 | 52 | 25 | 37 | 366/11.4 |
| Total | 94-53 | 2219/23.6 | 237-493 | .481 | 22-101 | .218 | 111-178 | .624 | 119-285 | 404 | 4.3 | 212 | 123 | 113 | 51 | 88 | 607/6.5 |
| Conference | | | 3-Point | | | | | | Rebounding | | | | | | | | |
| Year | GP-GS | Min/Avg | FG-FGA | Pct | FG-FGA | Pct | FT-FTA | Pct | Off-Def | Tot | Avg | PF-FO | Ast | TO | Blk | Stl | Pts/Avg |
| 2019-20 | 20-3 | 309/15.5 | 23-54 | .426 | 2-18 | .111 | 2-8 | .250 | 23-27 | 50 | 2.5 | 40-0 | 19 | 21 | 4 | 14 | 50/2.5 |
| 2020-21 | 20-14 | 524/26.2 | 41-95 | .432 | 8-28 | .286 | 19-37 | .514 | 23-62 | 85 | 4.3 | 44-0 | 29 | 18 | 9 | 17 | 109/5.5 |
| 2021-22 | 19-19 | 578/30.4 | 95-176 | .540 | 6-25 | .240 | 39-55 | .709 | 32-87 | 119 | 6.3 | 54-0 | 34 | 35 | 11 | 26 | 235/12.4 |
| Total | 59-36 | 1411/23.9 | 159-325 | .489 | 16-71 | .225 | 60-100 | .600 | 78-176 | 254 | 4.3 | 138 | 82 | 74 | 24 | 57 | 394/6.7 |

GAME-BY-GAME STATISTICS

Steven Crowl

2020-21

| OPPONENT | MP | FG | 3FG | FT | O-D-T | A | TO | B | S | TP |
|-----------------------|----|-----|-----|-----|-------|---|----|---|---|----|
| Eastern Illinois..... | 5 | 1-2 | 0-0 | 0-0 | 1-0-1 | 0 | 1 | 0 | 0 | 2 |
| Ark.-Pine Bluff..... | 9 | 1-1 | 0-0 | 0-0 | 0-1-1 | 1 | 1 | 1 | 0 | 2 |
| Green Bay..... | 7 | 1-2 | 0-1 | 0-0 | 0-0-0 | 0 | 0 | 0 | 0 | 2 |
| Louisville..... | 6 | 1-2 | 0-0 | 0-0 | 1-1-2 | 0 | 1 | 0 | 0 | 2 |
| Nebraska..... | 0 | 0-0 | 0-0 | 0-0 | 0-1-1 | 0 | 0 | 0 | 0 | 0 |
| Minnesota..... | 1 | 0-0 | 0-0 | 0-0 | 0-0-0 | 0 | 0 | 0 | 0 | 0 |
| at Michigan..... | 1 | 0-0 | 0-0 | 0-0 | 0-0-0 | 0 | 0 | 0 | 0 | 0 |
| Northwestern..... | 1 | 0-0 | 0-0 | 0-0 | 0-2-2 | 0 | 0 | 0 | 0 | 0 |
| Penn State..... | 1 | 0-0 | 0-0 | 0-0 | 0-0-0 | 0 | 0 | 0 | 0 | 0 |
| at Nebraska..... | 1 | 0-0 | 0-0 | 0-0 | 0-0-0 | 0 | 0 | 0 | 0 | 0 |
| at Northwestern..... | 1 | 0-0 | 0-0 | 0-0 | 0-0-0 | 0 | 0 | 0 | 0 | 0 |
| vs. N. Carolina..... | 3 | 0-1 | 0-0 | 0-0 | 0-0-0 | 1 | 0 | 0 | 0 | 0 |

2021-22

| OPPONENT | MP | FG | 3FG | FT | O-D-T | A | TO | B | S | TP |
|------------------------|----|------|-----|-----|--------|---|----|---|---|----|
| St. Francis Bkn..... | 19 | 4-9 | 0-1 | 3-3 | 3-5-8 | 0 | 2 | 1 | 0 | 11 |
| Green Bay..... | 22 | 7-11 | 2-4 | 2-2 | 3-4-7 | 0 | 0 | 0 | 0 | 18 |
| Providence..... | 23 | 1-10 | 0-4 | 2-2 | 0-4-4 | 2 | 1 | 1 | 0 | 4 |
| vs. Texas A&M..... | 29 | 4-9 | 2-3 | 0-0 | 1-3-4 | 2 | 2 | 1 | 0 | 10 |
| vs. Houston..... | 23 | 3-6 | 1-4 | 1-2 | 0-1-1 | 0 | 1 | 0 | 1 | 8 |
| vs. Saint Mary's..... | 27 | 2-7 | 0-1 | 0-0 | 3-4-7 | 1 | 1 | 0 | 0 | 4 |
| at Georgia Tech..... | 28 | 2-7 | 0-3 | 1-2 | 1-3-4 | 0 | 1 | 1 | 1 | 5 |
| Marquette..... | 29 | 6-9 | 2-3 | 1-2 | 1-7-8 | 1 | 1 | 1 | 0 | 15 |
| Indiana..... | 19 | 2-6 | 1-2 | 0-0 | 0-0-0 | 3 | 0 | 0 | 1 | 5 |
| at Ohio State..... | 23 | 0-3 | 0-2 | 0-0 | 1-1-2 | 0 | 3 | 0 | 0 | 0 |
| Nicholls State..... | 14 | 2-6 | 0-2 | 1-2 | 1-3-4 | 1 | 1 | 1 | 0 | 5 |
| Illinois State..... | 28 | 7-10 | 2-3 | 5-7 | 9-1-10 | 2 | 0 | 0 | 0 | 21 |
| at Purdue..... | 23 | 2-6 | 0-3 | 0-0 | 1-1-2 | 1 | 0 | 0 | 0 | 4 |
| Iowa..... | 23 | 6-8 | 0-0 | 0-0 | 1-2-3 | 3 | 0 | 0 | 1 | 12 |
| at Maryland..... | 22 | 3-4 | 1-1 | 2-2 | 2-6-8 | 0 | 0 | 0 | 0 | 9 |
| Ohio State..... | 25 | 4-6 | 1-2 | 0-1 | 2-5-7 | 3 | 0 | 0 | 1 | 9 |
| at Northwestern..... | 23 | 3-4 | 0-1 | 4-4 | 1-2-3 | 2 | 4 | 0 | 0 | 10 |
| Michigan State..... | 31 | 4-8 | 1-3 | 0-0 | 2-2-4 | 1 | 1 | 0 | 0 | 9 |
| at Nebraska..... | 24 | 4-10 | 2-5 | 2-2 | 2-0-2 | 1 | 1 | 0 | 0 | 12 |
| Minnesota..... | 32 | 4-6 | 1-3 | 2-2 | 1-3-4 | 2 | 1 | 0 | 0 | 11 |
| at Illinois..... | 27 | 3-8 | 0-4 | 0-0 | 0-0-0 | 1 | 1 | 0 | 1 | 6 |
| Penn State..... | 25 | 5-8 | 3-5 | 0-0 | 0-4-4 | 5 | 0 | 1 | 1 | 13 |
| at Michigan State..... | 28 | 2-4 | 0-1 | 2-2 | 0-4-4 | 2 | 0 | 0 | 0 | 6 |
| Rutgers..... | 25 | 5-6 | 1-1 | 1-2 | 4-1-5 | 3 | 0 | 0 | 0 | 12 |
| at Indiana..... | 33 | 4-7 | 1-2 | 0-0 | 0-6-6 | 2 | 1 | 0 | 0 | 9 |
| Michigan..... | 27 | 4-7 | 1-2 | 2-2 | 1-4-5 | 1 | 0 | 0 | 1 | 11 |
| at Minnesota..... | 31 | 7-9 | 1-2 | 5-6 | 3-4-7 | 1 | 1 | 0 | 0 | 20 |
| at Rutgers..... | 32 | 3-7 | 1-3 | 0-0 | 0-2-2 | 1 | 0 | 1 | 1 | 7 |
| Purdue..... | 24 | 2-6 | 0-3 | 0-0 | 1-4-5 | 2 | 1 | 1 | 0 | 4 |
| Nebraska..... | 26 | 2-7 | 0-1 | 0-0 | 2-5-7 | 1 | 4 | 0 | 0 | 4 |
| vs. Michigan St..... | 21 | 4-6 | 1-2 | 0-0 | 0-1-1 | 2 | 1 | 0 | 0 | 9 |
| vs. Colgate..... | 25 | 2-6 | 1-3 | 0-0 | 2-3-5 | 1 | 0 | 1 | 0 | 5 |
| vs. Iowa State..... | 25 | 1-4 | 0-3 | 0-0 | 0-1-1 | 1 | 2 | 0 | 0 | 2 |

Jordan Davis

2020-21

| OPPONENT | MP | FG | 3FG | FT | O-D-T | A | TO | B | S | TP |
|----------------------|----|-----|-----|-----|-------|---|----|---|---|----|
| Ark.-Pine Bluff..... | 3 | 0-0 | 0-0 | 0-0 | 0-0-0 | 0 | 0 | 0 | 0 | 0 |
| Green Bay..... | 2 | 1-1 | 1-1 | 0-0 | 0-0-0 | 0 | 0 | 0 | 0 | 3 |
| Louisville..... | 4 | 0-0 | 0-0 | 0-0 | 0-0-0 | 0 | 0 | 0 | 0 | 0 |
| Nebraska..... | 0 | 0-0 | 0-0 | 0-0 | 0-0-0 | 0 | 0 | 0 | 0 | 0 |
| Minnesota..... | 1 | 0-0 | 0-0 | 0-0 | 0-0-0 | 0 | 0 | 0 | 0 | 0 |
| at Michigan..... | 3 | 1-3 | 0-2 | 0-0 | 0-0-0 | 0 | 0 | 0 | 0 | 2 |
| Northwestern..... | 1 | 0-0 | 0-0 | 0-0 | 0-0-0 | 0 | 1 | 0 | 0 | 0 |
| Penn State..... | 1 | 0-0 | 0-0 | 0-0 | 0-1-1 | 0 | 0 | 0 | 0 | 0 |
| at Nebraska..... | 1 | 0-0 | 0-0 | 0-0 | 0-0-0 | 0 | 0 | 0 | 0 | 0 |
| Iowa..... | 1 | 0-0 | 0-0 | 0-0 | 0-0-0 | 0 | 0 | 0 | 0 | 0 |
| at Northwestern..... | 1 | 0-1 | 0-1 | 0-0 | 0-0-0 | 0 | 0 | 0 | 0 | 0 |
| vs. N. Carolina..... | 1 | 1-1 | 1-1 | 0-0 | 0-0-0 | 0 | 0 | 0 | 0 | 3 |
| vs. Baylor..... | 0 | 0-0 | 0-0 | 0-0 | 0-0-0 | 0 | 0 | 0 | 0 | 0 |

2021-22

| OPPONENT | MP | FG | 3FG | FT | O-D-T | A | TO | B | S | TP |
|----------------------|----|-----|-----|-----|-------|---|----|---|---|----|
| St. Francis Bkn..... | 4 | 1-2 | 1-2 | 0-0 | 0-0-0 | 0 | 1 | 0 | 0 | 3 |
| Green Bay..... | 7 | 2-2 | 0-0 | 0-0 | 1-1-2 | 0 | 1 | 0 | 1 | 4 |
| Providence..... | 0 | 1-1 | 1-1 | 0-0 | 0-0-0 | 0 | 0 | 0 | 0 | 3 |
| vs. Texas A&M..... | 6 | 1-1 | 1-1 | 0-0 | 1-3-4 | 0 | 0 | 0 | 1 | 3 |
| vs. Houston..... | 5 | 0-0 | 0-0 | 0-0 | 0-1-1 | 0 | 0 | 0 | 0 | 0 |
| Marquette..... | 3 | 0-0 | 0-0 | 0-0 | 0-0-0 | 0 | 1 | 0 | 0 | 0 |
| Indiana..... | 12 | 1-4 | 1-4 | 0-0 | 0-1-1 | 0 | 0 | 0 | 0 | 3 |
| at Ohio State..... | 16 | 1-2 | 0-0 | 0-1 | 1-1-2 | 2 | 0 | 1 | 1 | 2 |
| Nicholls State..... | 7 | 0-1 | 0-1 | 0-0 | 1-1-2 | 1 | 0 | 0 | 0 | 0 |
| Illinois State..... | 9 | 0-0 | 0-0 | 0-0 | 0-0-0 | 0 | 0 | 0 | 0 | 0 |
| at Purdue..... | 5 | 0-1 | 0-1 | 0-0 | 0-2-2 | 0 | 0 | 0 | 1 | 0 |
| Iowa..... | 1 | 0-0 | 0-0 | 0-0 | 0-0-0 | 0 | 0 | 0 | 0 | 0 |
| at Maryland..... | 4 | 1-1 | 1-1 | 0-0 | 0-0-0 | 0 | 1 | 0 | 0 | 3 |
| Ohio State..... | 3 | 0-1 | 0-0 | 0-0 | 0-0-0 | 0 | 0 | 0 | 0 | 0 |
| at Northwestern..... | 2 | 0-0 | 0-0 | 0-0 | 0-1-1 | 0 | 0 | 0 | 0 | 0 |
| Michigan State..... | 1 | 0-0 | 0-0 | 0-0 | 0-0-0 | 0 | 0 | 0 | 0 | 0 |
| at Nebraska..... | 9 | 0-2 | 0-1 | 0-0 | 1-1-2 | 1 | 0 | 1 | 0 | 0 |
| at Illinois..... | 1 | 0-0 | 0-0 | 0-0 | 0-0-0 | 0 | 0 | 0 | 0 | 0 |
| Penn State..... | 10 | 0-1 | 0-0 | 0-0 | 0-0-0 | 0 | 0 | 0 | 0 | 0 |
| at Indiana..... | 7 | 0-3 | 0-2 | 0-0 | 0-0-0 | 0 | 1 | 0 | 0 | 0 |
| Michigan..... | 1 | 0-0 | 0-0 | 1-2 | 0-0-0 | 0 | 0 | 0 | 0 | 1 |
| at Minnesota..... | 20 | 3-3 | 1-1 | 0-0 | 0-2-2 | 2 | 0 | 0 | 0 | 7 |
| at Rutgers..... | 11 | 0-1 | 0-1 | 0-0 | 1-0-1 | 0 | 0 | 0 | 0 | 0 |
| Purdue..... | 6 | 0-2 | 0-2 | 0-0 | 0-0-0 | 0 | 0 | 0 | 0 | 0 |
| Nebraska..... | 13 | 1-5 | 1-5 | 0-0 | 1-0-1 | 0 | 0 | 0 | 0 | 3 |
| vs. Michigan St..... | 10 | 0-3 | 0-2 | 0-0 | 0-1-1 | 0 | 1 | 0 | 0 | 0 |
| vs. Iowa State..... | 11 | 1-4 | 1-3 | 0-0 | 2-0-2 | 0 | 0 | 0 | 0 | 3 |

Carter Gilmore

2020-21

| OPPONENT | MP | FG | 3FG | FT | O-D-T | A | TO | B | S | TP |
|-----------------------|----|-----|-----|-----|-------|---|----|---|---|----|
| Eastern Illinois..... | 2 | 0-1 | 0-1 | 0-0 | 0-0-0 | 0 | 0 | 0 | 0 | 0 |
| Ark.-Pine Bluff..... | 3 | 0-1 | 0-1 | 0-0 | 0-2-2 | 0 | 0 | 0 | 0 | 0 |
| Green Bay..... | 4 | 1-1 | 0-0 | 0-0 | 0-0-0 | 0 | 0 | 0 | 0 | 2 |
| Nebraska..... | 0 | 0-0 | 0-0 | 0-0 | 0-0-0 | 0 | 0 | 0 | 0 | 0 |
| Northwestern..... | 1 | 0-0 | 0-0 | 0-0 | 0-0-0 | 0 | 0 | 0 | 0 | 0 |
| at Nebraska..... | 1 | 0-0 | 0-0 | 0-0 | 0-0-0 | 0 | 0 | 0 | 0 | 0 |
| at Northwestern..... | 5 | 0-2 | 0-2 | 0-0 | 0-1-1 | 0 | 0 | 0 | 0 | 0 |
| vs. N. Carolina..... | 1 | 0-0 | 0-0 | 0-0 | 0-0-0 | 0 | 0 | 0 | 0 | 0 |
| vs. Baylor..... | 0 | 0-0 | 0-0 | 0-0 | 0-0-0 | 0 | 0 | 0 | 0 | 0 |

2021-22

| OPPONENT | MP | FG | 3FG | FT | O-D-T | A | TO | B | S | TP |
|-----------------------|----|-----|-----|-----|-------|---|----|---|---|----|
| St. Francis Bkn..... | 7 | 2-2 | 0-0 | 1-2 | 0-1-1 | 1 | 0 | 1 | 1 | 5 |
| Green Bay..... | 14 | 0-4 | 0-1 | 0-0 | 2-3-5 | 0 | 1 | 2 | 0 | 0 |
| Providence..... | 25 | 0-3 | 0-1 | 0-1 | 0-5-5 | 0 | 0 | 0 | 0 | 0 |
| vs. Texas A&M..... | 11 | 0-0 | 0-0 | 1-2 | 0-0-0 | 0 | 0 | 1 | 0 | 1 |
| vs. Houston..... | 9 | 0-1 | 0-1 | 0-0 | 0-0-0 | 1 | 0 | 0 | 1 | 0 |
| vs. Saint Mary's..... | 12 | 1-1 | 0-0 | 2-2 | 1-0-1 | 0 | 0 | 0 | 0 | 4 |
| at Georgia Tech..... | 5 | 0-0 | 0-0 | 0-0 | 0-1-1 | 0 | 0 | 0 | 0 | 0 |
| Marquette..... | 7 | 0-0 | 0-0 | 0-0 | 1-0-1 | 1 | 0 | 0 | 0 | 0 |
| Indiana..... | 4 | 1-2 | 0-1 | 0-0 | 0-0-0 | 0 | 0 | 0 | 0 | 2 |
| Nicholls State..... | 4 | 0-0 | 0-0 | 0-1 | 0-0-0 | 0 | 0 | 0 | 0 | 0 |
| Illinois State..... | 8 | 1-1 | 1-1 | 0-0 | 0-3-3 | 0 | 0 | 0 | 0 | 3 |
| at Purdue..... | 19 | 0-3 | 0-3 | 0-0 | 2-0-2 | 1 | 1 | 0 | 0 | 0 |
| Iowa..... | 8 | 1-2 | 0-1 | 0-0 | 0-0-0 | 0 | 0 | 0 | 0 | 2 |
| at Maryland..... | 9 | 1-2 | 0-0 | 0-0 | 0-0-0 | 0 | 0 | 0 | 0 | 2 |
| Ohio State..... | 7 | 0-2 | 0-2 | 0-0 | 0-0-0 | 1 | 0 | 0 | 0 | 0 |
| at Northwestern..... | 7 | 0-0 | 0-0 | 0-0 | 0-2-2 | 3 | 0 | 0 | 0 | 0 |
| Michigan State..... | 10 | 0-3 | 0-1 | 0-0 | 0-1-1 | 0 | 0 | 0 | 0 | 0 |
| at Nebraska..... | 1 | 0-0 | 0-0 | 0-0 | 0-0-0 | 0 | 0 | 0 | 0 | 0 |
| Minnesota..... | 4 | 0-1 | 0-1 | 0-0 | 0-0-0 | 0 | 0 | 0 | 0 | 0 |
| at Illinois..... | 0 | 0-0 | 0-0 | 0-0 | 0-0-0 | 0 | 0 | 0 | 0 | 0 |
| Michigan..... | 1 | 0-0 | 0-0 | 0-0 | 0-0-0 | 0 | 0 | 0 | 0 | 0 |
| vs. Iowa State..... | 1 | 0-0 | 0-0 | 0-0 | 0-0-0 | 0 | 0 | 0 | 0 | 0 |

Chucky Hepburn

2021-22

| OPPONENT | MP | FG | 3FG | FT | O-D-T | A | TO | B | S | TP |
|------------------------|----|------|-----|-----|-------|---|----|---|---|----|
| St. Francis Bkn. | 24 | 4-7 | 2-3 | 3-4 | 0-1-1 | 1 | 2 | 0 | 0 | 13 |
| Green Bay | 24 | 1-5 | 1-3 | 0-0 | 0-2-2 | 1 | 1 | 0 | 4 | 3 |
| Providence..... | 26 | 2-8 | 0-3 | 1-2 | 1-2-3 | 2 | 1 | 0 | 1 | 5 |
| vs. Texas A&M..... | 29 | 2-4 | 1-3 | 2-3 | 1-1-2 | 1 | 1 | 0 | 0 | 7 |
| vs. Houston..... | 31 | 1-4 | 1-4 | 0-0 | 0-4-4 | 3 | 3 | 1 | 0 | 3 |
| vs. Saint Mary's..... | 31 | 2-5 | 0-1 | 2-2 | 0-3-3 | 1 | 0 | 0 | 1 | 6 |
| at Georgia Tech..... | 33 | 1-6 | 1-5 | 4-4 | 0-1-1 | 3 | 2 | 1 | 1 | 7 |
| Marquette | 31 | 5-8 | 2-4 | 3-3 | 0-2-2 | 6 | 2 | 0 | 3 | 15 |
| Indiana | 25 | 0-4 | 0-3 | 4-4 | 0-2-2 | 1 | 0 | 2 | 0 | 4 |
| at Ohio State..... | 33 | 2-8 | 1-5 | 0-0 | 0-3-3 | 1 | 1 | 0 | 1 | 5 |
| Nicholls State..... | 33 | 3-8 | 0-3 | 3-4 | 0-0-0 | 1 | 2 | 0 | 2 | 9 |
| Illinois State..... | 36 | 5-10 | 3-5 | 0-0 | 1-1-2 | 5 | 1 | 0 | 1 | 13 |
| at Purdue..... | 32 | 2-7 | 1-4 | 0-0 | 0-1-1 | 3 | 1 | 0 | 1 | 5 |
| Iowa..... | 31 | 3-9 | 1-4 | 4-4 | 0-2-2 | 2 | 1 | 0 | 1 | 11 |
| at Maryland..... | 33 | 1-5 | 1-3 | 0-0 | 0-3-3 | 2 | 0 | 0 | 1 | 3 |
| Ohio State..... | 28 | 0-3 | 0-2 | 0-0 | 0-2-2 | 1 | 3 | 0 | 0 | 0 |
| at Northwestern..... | 35 | 6-10 | 2-3 | 0-3 | 1-0-1 | 1 | 0 | 0 | 0 | 14 |
| Michigan State..... | 31 | 2-6 | 1-3 | 0-0 | 0-2-2 | 3 | 2 | 0 | 2 | 5 |
| at Nebraska..... | 25 | 5-9 | 3-5 | 0-0 | 1-2-3 | 2 | 1 | 0 | 3 | 13 |
| Minnesota..... | 32 | 2-5 | 1-1 | 0-0 | 0-3-3 | 1 | 1 | 0 | 1 | 5 |
| at Illinois..... | 28 | 3-9 | 1-4 | 0-0 | 1-1-2 | 2 | 3 | 0 | 1 | 7 |
| Penn State..... | 27 | 4-7 | 2-4 | 0-0 | 0-2-2 | 1 | 1 | 0 | 0 | 10 |
| at Michigan State..... | 30 | 4-9 | 1-3 | 2-2 | 0-3-3 | 3 | 0 | 0 | 3 | 11 |
| Rutgers..... | 33 | 3-8 | 1-4 | 0-0 | 0-0-0 | 3 | 2 | 0 | 2 | 7 |
| at Indiana..... | 38 | 4-8 | 0-3 | 0-1 | 0-3-3 | 3 | 0 | 0 | 0 | 8 |
| Michigan..... | 35 | 4-9 | 1-2 | 1-1 | 0-1-1 | 4 | 1 | 0 | 3 | 10 |
| at Minnesota..... | 34 | 2-5 | 1-2 | 1-1 | 0-3-3 | 2 | 0 | 1 | 0 | 6 |
| at Rutgers..... | 35 | 5-11 | 2-4 | 1-2 | 0-2-2 | 5 | 3 | 0 | 2 | 13 |
| Purdue..... | 32 | 5-13 | 2-6 | 3-3 | 0-0-0 | 2 | 0 | 0 | 1 | 17 |
| Nebraska..... | 35 | 2-9 | 0-4 | 4-5 | 0-1-1 | 3 | 1 | 0 | 0 | 8 |
| vs. Michigan St..... | 35 | 4-9 | 3-5 | 0-2 | 0-3-3 | 4 | 1 | 0 | 0 | 11 |
| vs. Colgate..... | 33 | 3-6 | 1-3 | 1-2 | 1-5-6 | 5 | 0 | 0 | 1 | 8 |
| vs. Iowa State..... | 14 | 0-3 | 0-2 | 0-0 | 0-2-2 | 0 | 2 | 0 | 0 | 0 |

Markus Ilver

2021-22

| OPPONENT | MP | FG | 3FG | FT | O-D-T | A | TO | B | S | TP |
|-----------------------|----|-----|-----|-----|-------|---|----|---|---|----|
| St. Francis Bkn. | 7 | 1-2 | 0-1 | 0-0 | 0-0-0 | 0 | 0 | 0 | 0 | 2 |
| Green Bay | 11 | 0-4 | 0-2 | 3-4 | 1-3-4 | 0 | 1 | 0 | 0 | 3 |
| Providence..... | 2 | 0-0 | 0-0 | 0-0 | 0-0-0 | 0 | 0 | 0 | 0 | 0 |
| Marquette | 2 | 0-1 | 0-1 | 0-0 | 0-0-0 | 0 | 0 | 0 | 0 | 0 |
| at Ohio State..... | 3 | 0-1 | 0-1 | 0-0 | 0-0-0 | 0 | 0 | 0 | 0 | 0 |
| Illinois State..... | 2 | 0-0 | 0-0 | 0-0 | 0-0-0 | 0 | 0 | 0 | 0 | 0 |
| Iowa..... | 1 | 0-0 | 0-0 | 0-0 | 0-0-0 | 0 | 1 | 0 | 0 | 0 |
| Michigan..... | 1 | 0-0 | 0-0 | 0-0 | 0-0-0 | 0 | 0 | 0 | 0 | 0 |

Max Klesmit

2020-21 (at Wofford)

| OPPONENT | MP | FG | 3FG | FT | O-D-T | A | TO | B | S | TP |
|-----------------------|----|------|-----|-----|-------|---|----|---|---|----|
| at Texas A&M..... | 22 | 5-11 | 4-9 | 0-0 | 1-0-1 | 0 | 3 | 0 | 0 | 14 |
| at Mercer..... | 17 | 3-7 | 1-4 | 2-2 | 1-1-2 | 1 | 2 | 0 | 0 | 9 |
| Samford..... | 21 | 3-5 | 1-2 | 0-0 | 1-2-3 | 2 | 0 | 0 | 2 | 7 |
| UNC Greens..... | 23 | 3-7 | 0-3 | 3-3 | 1-2-3 | 1 | 1 | 0 | 2 | 9 |
| at UNC Greens..... | 29 | 3-11 | 2-6 | 2-2 | 1-1-2 | 1 | 2 | 0 | 0 | 10 |
| at VMI..... | 20 | 2-6 | 1-3 | 0-0 | 0-0-0 | 1 | 0 | 0 | 1 | 5 |
| at Chattanooga..... | 23 | 3-7 | 2-5 | 0-0 | 0-2-2 | 3 | 1 | 0 | 0 | 8 |
| Western Carolina..... | 9 | 0-0 | 0-0 | 1-2 | 0-0-0 | 0 | 0 | 0 | 0 | 1 |
| at The Citadel..... | 24 | 3-8 | 1-5 | 2-2 | 1-6-7 | 1 | 0 | 0 | 1 | 9 |
| Mercer..... | 23 | 4-6 | 0-2 | 0-0 | 0-2-2 | 0 | 2 | 0 | 2 | 8 |
| ETSU..... | 30 | 5-6 | 2-3 | 2-2 | 1-4-5 | 0 | 1 | 0 | 1 | 14 |
| VMI..... | 28 | 4-9 | 4-6 | 0-0 | 0-5-5 | 2 | 1 | 0 | 3 | 12 |
| at Furman..... | 24 | 0-4 | 0-2 | 0-0 | 0-3-3 | 1 | 2 | 0 | 2 | 0 |
| Chattanooga..... | 28 | 6-9 | 2-3 | 1-1 | 0-5-5 | 2 | 0 | 0 | 2 | 15 |
| at ETSU..... | 23 | 2-4 | 1-3 | 2-4 | 0-4-4 | 0 | 2 | 0 | 1 | 7 |
| The Citadel..... | 25 | 2-4 | 2-3 | 6-6 | 0-2-2 | 3 | 1 | 0 | 4 | 12 |
| at W. Carolina..... | 9 | 2-2 | 1-1 | 0-0 | 1-0-1 | 2 | 1 | 0 | 0 | 5 |
| Furman..... | 27 | 2-3 | 0-1 | 1-2 | 0-4-4 | 1 | 3 | 0 | 1 | 5 |
| vs. Mercer..... | 25 | 2-7 | 1-6 | 0-0 | 1-0-1 | 1 | 1 | 0 | 2 | 5 |

2021-22 (at Wofford)

| OPPONENT | MP | FG | 3FG | FT | O-D-T | A | TO | B | S | TP |
|------------------------|----|-------|------|------|-------|---|----|---|---|----|
| Bob Jones Univ. | 27 | 9-13 | 4-6 | 1-2 | 0-1-1 | 1 | 3 | 0 | 2 | 23 |
| at Clemson..... | 26 | 3-8 | 0-3 | 4-4 | 0-1-1 | 0 | 4 | 0 | 0 | 10 |
| Erskine..... | 24 | 3-8 | 1-6 | 2-2 | 0-0-0 | 2 | 3 | 0 | 3 | 9 |
| Hampton..... | 29 | 5-10 | 4-8 | 2-2 | 0-3-3 | 2 | 5 | 0 | 2 | 16 |
| Ga. Southern..... | 36 | 5-15 | 3-6 | 0-0 | 2-3-5 | 3 | 0 | 0 | 1 | 13 |
| at South Carolina..... | 37 | 8-10 | 5-7 | 6-6 | 1-2-3 | 0 | 2 | 0 | 4 | 27 |
| at Georgia..... | 29 | 5-14 | 0-7 | 7-7 | 0-3-3 | 1 | 0 | 0 | 0 | 17 |
| Richmond..... | 34 | 2-13 | 0-6 | 2-3 | 0-0-0 | 1 | 2 | 0 | 4 | 6 |
| Kennesaw State..... | 27 | 4-6 | 2-4 | 3-4 | 0-1-1 | 2 | 2 | 0 | 3 | 13 |
| at Gardner Webb..... | 29 | 6-11 | 0-2 | 4-6 | 1-4-5 | 1 | 4 | 0 | 1 | 16 |
| at Coastal Car..... | 37 | 4-11 | 1-6 | 6-6 | 0-4-4 | 4 | 2 | 1 | 2 | 15 |
| at Presbyterian..... | 32 | 6-11 | 4-7 | 5-6 | 0-3-3 | 1 | 2 | 0 | 2 | 21 |
| Chattanooga..... | 37 | 8-15 | 3-8 | 3-4 | 1-4-5 | 5 | 4 | 0 | 1 | 22 |
| at ETSU..... | 35 | 5-16 | 2-10 | 0-0 | 1-0-1 | 4 | 2 | 0 | 1 | 12 |
| at UNC Greens..... | 37 | 4-14 | 1-7 | 1-1 | 1-4-5 | 1 | 7 | 0 | 2 | 10 |
| Samford..... | 29 | 5-8 | 3-6 | 3-3 | 0-3-3 | 1 | 0 | 0 | 3 | 16 |
| at W. Carolina..... | 19 | 1-5 | 1-3 | 3-4 | 0-0-0 | 2 | 1 | 1 | 1 | 6 |
| The Citadel..... | 35 | 10-16 | 5-8 | 2-2 | 1-4-5 | 2 | 1 | 0 | 2 | 27 |
| Furman..... | 34 | 1-4 | 1-3 | 0-0 | 0-0-0 | 1 | 1 | 0 | 1 | 3 |
| at Chattanooga..... | 33 | 5-16 | 2-10 | 1-1 | 0-4-4 | 1 | 2 | 0 | 1 | 13 |
| UNC Greens..... | 31 | 6-12 | 4-9 | 2-2 | 0-5-5 | 5 | 1 | 0 | 0 | 18 |
| at Mercer..... | 25 | 4-10 | 1-6 | 0-0 | 1-1-2 | 1 | 0 | 0 | 0 | 9 |
| ETSU..... | 27 | 5-12 | 3-10 | 2-2 | 0-5-5 | 3 | 1 | 1 | 1 | 15 |
| at Samford..... | 41 | 3-11 | 2-7 | 7-10 | 0-3-3 | 3 | 3 | 0 | 0 | 15 |
| W. Carolina..... | 34 | 5-11 | 3-8 | 0-0 | 0-4-4 | 6 | 2 | 0 | 3 | 13 |
| at The Citadel..... | 37 | 4-13 | 3-9 | 6-6 | 1-2-3 | 0 | 1 | 0 | 5 | 17 |
| at Furman..... | 38 | 5-10 | 1-5 | 0-3 | 1-3-4 | 2 | 1 | 0 | 1 | 11 |
| at VMI..... | 29 | 8-12 | 4-7 | 2-2 | 0-1-1 | 1 | 2 | 0 | 1 | 22 |
| Mercer..... | 33 | 6-13 | 3-7 | 6-6 | 1-5-6 | 2 | 1 | 0 | 1 | 21 |
| vs. VMI..... | 30 | 6-11 | 2-6 | 1-1 | 0-1-1 | 1 | 2 | 0 | 1 | 15 |
| vs. Chattanooga..... | 36 | 5-11 | 0-3 | 1-3 | 1-0-1 | 1 | 5 | 0 | 1 | 11 |

Isaac Lindsey

2021-22

| OPPONENT | MP | FG | 3FG | FT | O-D-T | A | TO | B | S | TP |
|-----------------------|----|-----|-----|-----|-------|---|----|---|---|----|
| St. Francis Bkn. | 2 | 0-0 | 0-0 | 0-0 | 0-0-0 | 0 | 0 | 0 | 0 | 0 |
| Green Bay | 4 | 0-1 | 0-0 | 0-0 | 0-0-0 | 0 | 0 | 0 | 0 | 0 |
| Illinois State..... | 3 | 1-3 | 1-2 | 0-0 | 0-0-0 | 0 | 0 | 0 | 0 | 3 |
| Iowa..... | 1 | 0-0 | 0-0 | 0-0 | 0-0-0 | 0 | 0 | 0 | 0 | 0 |
| at Nebraska..... | 1 | 0-0 | 0-0 | 0-0 | 0-0-0 | 0 | 0 | 0 | 0 | 0 |
| vs. Iowa State..... | 2 | 0-1 | 0-1 | 0-0 | 0-0-0 | 0 | 0 | 0 | 0 | 0 |

Kamari McGee

2021-22 (at Green Bay)

| OPPONENT | MP | FG | 3FG | FT | O-D-T | A | TO | B | S | TP |
|------------------------|----|------|-----|-----|-------|---|----|---|---|----|
| Indiana State..... | 26 | 6-13 | 2-5 | 0-0 | 1-1-2 | 2 | 2 | 0 | 0 | 14 |
| at Wisconsin..... | 22 | 2-9 | 0-1 | 0-0 | 0-3-3 | 1 | 4 | 0 | 0 | 4 |
| vs. UNC Gmsboro..... | 21 | 2-7 | 1-3 | 1-2 | 0-0-0 | 1 | 0 | 0 | 0 | 6 |
| vs. FIU..... | 25 | 1-8 | 1-4 | 4-4 | 0-2-2 | 0 | 2 | 0 | 0 | 7 |
| vs. Weber State..... | 15 | 2-9 | 0-3 | 0-0 | 1-0-1 | 2 | 1 | 0 | 0 | 4 |
| UW-Superior..... | 15 | 2-9 | 0-2 | 0-0 | 0-2-2 | 1 | 2 | 0 | 1 | 4 |
| Robert Morris..... | 8 | 0-3 | 0-2 | 2-3 | 1-0-1 | 0 | 0 | 0 | 0 | 2 |
| Youngstown St..... | 16 | 3-5 | 1-3 | 1-1 | 1-1-2 | 1 | 3 | 0 | 0 | 8 |
| at Kansas City..... | 27 | 7-13 | 1-1 | 4-6 | 2-3-5 | 3 | 3 | 1 | 2 | 19 |
| at Kansas State..... | 33 | 5-9 | 1-4 | 3-3 | 1-2-3 | 2 | 2 | 0 | 0 | 14 |
| at Minnesota..... | 31 | 7-14 | 0-3 | 0-0 | 0-0-0 | 3 | 1 | 0 | 1 | 14 |
| at N Kentucky..... | 37 | 6-14 | 1-6 | 2-2 | 1-2-3 | 1 | 3 | 0 | 2 | 15 |
| at Wright State..... | 33 | 4-12 | 0-2 | 1-2 | 0-2-2 | 2 | 2 | 0 | 1 | 9 |
| Milwaukee..... | 37 | 6-15 | 2-4 | 8-8 | 1-1-2 | 2 | 2 | 0 | 1 | 22 |
| IUPUI..... | 33 | 4-13 | 0-3 | 4-4 | 0-0-0 | 3 | 2 | 0 | 0 | 12 |
| UIC..... | 40 | 9-19 | 2-4 | 3-5 | 1-2-3 | 1 | 2 | 0 | 1 | 23 |
| Detroit..... | 24 | 3-6 | 2-4 | 0-0 | 0-1-1 | 2 | 2 | 0 | 0 | 8 |
| Oakland..... | 28 | 1-8 | 0-2 | 0-0 | 0-2-2 | 4 | 4 | 0 | 3 | 2 |
| at Youngstown St..... | 37 | 4-12 | 0-2 | 2-2 | 0-4-4 | 2 | 4 | 0 | 1 | 10 |
| at Robert Morris..... | 33 | 6-12 | 0-0 | 3-4 | 0-2-2 | 2 | 3 | 0 | 1 | 15 |
| at Cleveland St..... | 35 | 2-13 | 0-2 | 3-4 | 0-2-2 | 1 | 1 | 0 | 3 | 7 |
| at Purdue-FtWayne..... | 28 | 4-9 | 0-1 | 0-0 | 0-2-2 | 3 | 2 | 0 | 1 | 8 |
| Wright State..... | 36 | 9-17 | 2-3 | 4-5 | 0-5-5 | 1 | 3 | 0 | 3 | 24 |
| N Kentucky..... | 31 | 1-10 | 1-4 | 0-0 | 1-2-3 | 3 | 4 | 0 | 1 | 3 |
| at Milwaukee..... | 36 | 2-14 | 2-8 | 0-2 | 0-4-4 | 3 | 1 | 0 | 0 | 6 |
| Purdue FtWayne..... | 28 | 6-12 | 2-3 | 5-5 | 1-4-5 | 1 | 6 | 1 | 2 | 19 |
| Cleveland St..... | 38 | 7-14 | 0-2 | 2-3 | 2-1-3 | 4 | 4 | 0 | 1 | 16 |
| at UIC..... | 31 | 7-15 | 2-5 | 4-4 | 1-8-9 | 3 | 1 | 0 | 3 | 20 |
| at IUPUI..... | 30 | 6-10 | 0-1 | 1-2 | 0-1-1 | 2 | 5 | 0 | 4 | 13 |
| vs. Detroit..... | 37 | 8-16 | 2-4 | 2-2 | 1-8-9 | 2 | 5 | 0 | 0 | 20 |

Jahcobi Neath

2019-20 (at Wake Forest)

| OPPONENT | MP | FG | 3FG | FT | O-D-T | A | TO | B | S | TP |
|-------------------------|----|------|-----|------|-------|---|----|---|---|----|
| at Boston Coll..... | 3 | 0-0 | 0-0 | 0-0 | 0-0-0 | 0 | 0 | 0 | 0 | 0 |
| Columbia | 20 | 2-3 | 0-0 | 2-2 | 0-1-1 | 3 | 2 | 0 | 1 | 6 |
| UNC-Ashville | 16 | 1-2 | 0-0 | 2-4 | 0-1-1 | 3 | 1 | 0 | 0 | 4 |
| at Charlotte | 8 | 0-1 | 0-0 | 0-2 | 0-1-1 | 0 | 1 | 0 | 0 | 0 |
| vs. Davidson | 25 | 2-8 | 0-2 | 0-0 | 0-3-3 | 3 | 2 | 0 | 0 | 4 |
| vs. CCharleston | 13 | 1-4 | 0-1 | 0-0 | 0-1-1 | 0 | 2 | 0 | 1 | 2 |
| vs. Long Beach St | 18 | 2-3 | 0-0 | 0-0 | 0-5-5 | 4 | 2 | 1 | 1 | 4 |
| at Penn State | 18 | 1-6 | 0-0 | 2-3 | 0-2-2 | 2 | 4 | 0 | 0 | 4 |
| NC State | 17 | 2-7 | 0-0 | 5-8 | 0-1-1 | 2 | 0 | 0 | 1 | 9 |
| Xavier | 18 | 3-5 | 2-2 | 1-2 | 0-2-2 | 3 | 2 | 0 | 1 | 9 |
| NCA&T | 18 | 2-6 | 0-2 | 0-3 | 0-0-0 | 1 | 2 | 0 | 1 | 4 |
| at Pitt | 7 | 0-0 | 0-0 | 0-0 | 0-0-0 | 0 | 2 | 0 | 0 | 0 |
| Florida State | 20 | 3-6 | 1-2 | 1-2 | 0-1-1 | 1 | 3 | 0 | 1 | 8 |
| at Duke | 20 | 3-5 | 1-1 | 0-3 | 1-0-1 | 0 | 1 | 0 | 1 | 7 |
| Virginia Tech | 13 | 2-3 | 1-1 | 0-1 | 0-2-2 | 0 | 3 | 0 | 0 | 5 |
| Boston College | 27 | 0-2 | 0-0 | 1-2 | 0-3-3 | 3 | 2 | 0 | 0 | 1 |
| at Clemson | 15 | 2-2 | 0-0 | 0-0 | 0-2-2 | 0 | 1 | 0 | 0 | 4 |
| Virginia | 25 | 2-10 | 1-3 | 0-0 | 2-1-3 | 1 | 2 | 0 | 1 | 5 |
| at Notre Dame | 16 | 1-4 | 0-1 | 0-0 | 1-1-2 | 2 | 1 | 0 | 0 | 2 |
| Clemson | 13 | 0-1 | 0-0 | 0-0 | 0-2-2 | 2 | 0 | 0 | 2 | 0 |
| at Louisville | 4 | 1-1 | 0-0 | 0-0 | 0-0-0 | 0 | 1 | 0 | 0 | 2 |
| at Syracuse | 15 | 2-3 | 1-1 | 2-2 | 1-4-5 | 5 | 1 | 0 | 0 | 7 |
| North Carolina | 10 | 0-2 | 0-1 | 0-0 | 0-0-0 | 1 | 2 | 0 | 0 | 0 |
| at Miami (FL) | 24 | 3-6 | 1-3 | 0-0 | 0-1-1 | 6 | 2 | 0 | 0 | 7 |
| Georgia Tech | 27 | 5-6 | 1-1 | 5-7 | 0-2-2 | 3 | 1 | 0 | 0 | 16 |
| Duke | 31 | 3-7 | 1-1 | 9-12 | 0-5-5 | 3 | 2 | 0 | 2 | 16 |
| Notre Dame | 22 | 1-4 | 0-0 | 2-2 | 0-1-1 | 4 | 0 | 0 | 0 | 4 |
| at No. Carolina | 31 | 4-8 | 1-1 | 1-1 | 0-4-4 | 4 | 6 | 0 | 0 | 10 |
| at NC State | 26 | 4-9 | 1-2 | 3-6 | 1-0-1 | 5 | 1 | 0 | 0 | 12 |
| vs. Pitt | 34 | 2-4 | 0-0 | 2-3 | 1-3-3 | 6 | 4 | 0 | 2 | 6 |

2020-21 (at Wake Forest)

| OPPONENT | MP | FG | 3FG | FT | O-D-T | A | TO | B | S | TP |
|------------------------|----|------|-----|-----|-------|---|----|---|---|----|
| Delaware St. | 21 | 1-6 | 0-0 | 4-4 | 1-5-6 | 6 | 2 | 0 | 2 | 6 |
| Longwood | 23 | 5-7 | 0-0 | 2-2 | 0-1-1 | 0 | 1 | 0 | 0 | 12 |
| Catawba | 20 | 3-7 | 0-1 | 4-4 | 0-4-4 | 2 | 2 | 0 | 3 | 10 |
| at Georgia Tech | 26 | 2-5 | 1-2 | 2-2 | 0-2-2 | 2 | 6 | 0 | 2 | 7 |
| at Virginia | 13 | 0-0 | 0-0 | 0-0 | 0-0-0 | 1 | 2 | 0 | 0 | 0 |
| at Duke | 6 | 0-2 | 0-1 | 0-0 | 0-2-2 | 0 | 0 | 0 | 0 | 0 |
| Louisville | 19 | 1-2 | 0-1 | 0-0 | 0-2-2 | 3 | 4 | 0 | 2 | 2 |
| Virginia Tech | 26 | 2-7 | 1-4 | 0-0 | 1-3-4 | 1 | 2 | 0 | 0 | 5 |
| at N. Carolina | 11 | 0-2 | 0-1 | 0-0 | 0-0-0 | 2 | 4 | 0 | 0 | 0 |
| Pitt | 9 | 0-1 | 0-1 | 2-2 | 0-1-1 | 1 | 0 | 0 | 0 | 2 |
| at NC State | 24 | 3-5 | 2-3 | 0-0 | 0-0-0 | 3 | 1 | 0 | 0 | 8 |
| Miami (FL) | 12 | 0-1 | 0-0 | 0-0 | 0-2-2 | 3 | 2 | 0 | 0 | 0 |
| at Notre Dame | 16 | 1-3 | 1-1 | 0-0 | 0-1-1 | 1 | 2 | 1 | 0 | 3 |
| at Boston Col. | 20 | 4-10 | 0-4 | 0-1 | 1-3-4 | 1 | 2 | 0 | 0 | 8 |
| at Florida State | 10 | 1-2 | 0-0 | 0-0 | 0-1-1 | 2 | 2 | 0 | 0 | 2 |
| Duke | 18 | 0-2 | 0-2 | 2-2 | 0-2-2 | 2 | 0 | 1 | 0 | 2 |
| NC State | 16 | 1-1 | 0-0 | 3-4 | 1-0-1 | 1 | 1 | 0 | 0 | 5 |
| Clemson | 9 | 0-1 | 0-0 | 0-0 | 0-2-2 | 1 | 1 | 0 | 0 | 0 |
| at Virginia Tech | 13 | 1-5 | 1-5 | 0-0 | 0-0-0 | 0 | 1 | 0 | 0 | 3 |
| at Pitt | 4 | 0-1 | 0-1 | 0-0 | 0-0-0 | 1 | 0 | 0 | 0 | 0 |

2021-22

| OPPONENT | MP | FG | 3FG | FT | O-D-T | A | TO | B | S | TP |
|-------------------------|----|-----|-----|-----|-------|---|----|---|---|----|
| St. Francis Bkn. | 18 | 1-5 | 0-0 | 2-2 | 2-0-2 | 0 | 1 | 0 | 0 | 4 |
| at Georgia Tech. | 6 | 1-3 | 0-1 | 0-0 | 0-0-0 | 0 | 0 | 0 | 0 | 2 |
| Marquette | 9 | 0-3 | 0-2 | 1-2 | 0-1-1 | 1 | 0 | 0 | 2 | 1 |
| at Ohio State | 6 | 0-1 | 0-0 | 0-0 | 0-1-1 | 1 | 0 | 0 | 0 | 0 |
| Nicholls State | 27 | 3-6 | 1-1 | 2-2 | 2-5-7 | 2 | 0 | 1 | 1 | 9 |
| at Purdue | 2 | 0-1 | 0-1 | 1-2 | 0-1-1 | 0 | 0 | 0 | 0 | 1 |
| Iowa | 13 | 1-3 | 0-1 | 0-1 | 1-3-4 | 1 | 1 | 0 | 0 | 2 |
| Ohio State | 5 | 1-2 | 1-1 | 0-0 | 0-0-0 | 0 | 0 | 0 | 0 | 3 |
| at Northwestern | 2 | 0-0 | 0-0 | 0-0 | 0-0-0 | 0 | 0 | 0 | 0 | 0 |
| Michigan State | 11 | 1-3 | 1-3 | 0-0 | 0-0-0 | 0 | 0 | 0 | 0 | 3 |
| at Nebraska | 2 | 0-1 | 0-0 | 0-0 | 0-0-0 | 0 | 0 | 0 | 0 | 0 |
| Minnesota | 3 | 0-0 | 0-0 | 0-0 | 0-0-0 | 1 | 0 | 0 | 0 | 0 |
| at Illinois | 3 | 0-0 | 0-0 | 0-0 | 1-0-1 | 0 | 0 | 0 | 0 | 0 |
| Penn State | 9 | 0-0 | 0-0 | 0-0 | 0-2-2 | 0 | 0 | 0 | 0 | 0 |
| at Michigan State | 13 | 0-1 | 0-0 | 0-0 | 1-1-2 | 0 | 2 | 0 | 1 | 0 |
| Rutgers | 9 | 0-0 | 0-0 | 0-0 | 0-1-1 | 0 | 1 | 0 | 0 | 0 |
| Michigan | 12 | 1-2 | 0-1 | 4-4 | 0-0-0 | 0 | 0 | 0 | 0 | 6 |
| at Rutgers | 2 | 0-0 | 0-0 | 0-0 | 0-0-0 | 0 | 0 | 0 | 0 | 0 |
| at Purdue | 16 | 1-4 | 1-3 | 0-0 | 1-3-4 | 0 | 0 | 0 | 0 | 3 |
| Nebraska | 23 | 1-4 | 0-2 | 0-0 | 1-3-4 | 1 | 0 | 0 | 0 | 2 |
| vs. Michigan St. | 6 | 0-1 | 0-0 | 0-0 | 0-0-0 | 0 | 0 | 0 | 0 | 0 |
| vs. Colgate | 5 | 0-0 | 0-0 | 0-0 | 0-0-0 | 0 | 0 | 0 | 0 | 0 |
| vs. Iowa State | 22 | 0-3 | 0-2 | 1-2 | 0-4-4 | 1 | 1 | 0 | 0 | 1 |

Justin Taphorn

2021-22

| OPPONENT | MP | FG | 3FG | FT | O-D-T | A | TO | B | S | TP |
|-----------------------|----|-----|-----|-----|-------|---|----|---|---|----|
| St. Francis Bkn. | 1 | 0-0 | 0-0 | 0-0 | 0-0-0 | 0 | 0 | 0 | 0 | 0 |
| Green Bay | 2 | 0-0 | 0-0 | 0-0 | 0-0-0 | 0 | 0 | 0 | 0 | 0 |
| Marquette | 1 | 0-0 | 0-0 | 0-0 | 0-0-0 | 0 | 0 | 0 | 0 | 0 |
| Michigan | 1 | 0-0 | 0-0 | 0-0 | 0-0-0 | 0 | 1 | 0 | 0 | 0 |

2020-21

| OPPONENT | MP | FG | 3FG | FT | O-D-T | A | TO | B | S | TP |
|-----------------------|----|-----|-----|-----|-------|---|----|---|---|----|
| Ark.-Pine Bluff | 2 | 0-0 | 0-0 | 0-0 | 0-0-0 | 0 | 0 | 0 | 0 | 0 |
| Green Bay | 2 | 0-1 | 0-1 | 0-0 | 0-0-0 | 0 | 0 | 0 | 0 | 0 |
| Louisville | 4 | 0-0 | 0-0 | 0-0 | 0-0-0 | 0 | 1 | 0 | 0 | 0 |
| Northwestern | 1 | 0-0 | 0-0 | 0-0 | 0-0-0 | 0 | 0 | 0 | 0 | 0 |
| Penn State | 1 | 0-0 | 0-0 | 0-0 | 0-0-0 | 0 | 0 | 0 | 0 | 0 |
| vs. N. Carolina | 1 | 0-0 | 0-0 | 0-0 | 0-0-0 | 0 | 0 | 0 | 0 | 0 |
| vs. Baylor | 0 | 0-0 | 0-0 | 0-0 | 0-0-0 | 0 | 0 | 0 | 0 | 0 |

Tyler Wahl

2021-22

| OPPONENT | MP | FG | 3FG | FT | O-D-T | A | TO | B | S | TP |
|-------------------------|----|------|-----|------|---------|---|----|---|---|----|
| St. Francis Bkn. | 17 | 1-3 | 0-1 | 3-4 | 1-3-4 | 1 | 2 | 0 | 0 | 5 |
| Green Bay | 20 | 1-2 | 0-0 | 0-0 | 1-4-5 | 2 | 1 | 2 | 0 | 2 |
| Providence..... | 36 | 7-12 | 0-2 | 2-3 | 3-2-5 | 0 | 1 | 2 | 0 | 16 |
| vs. Texas A&M..... | 30 | 3-8 | 0-2 | 0-0 | 2-2-4 | 1 | 2 | 1 | 3 | 6 |
| vs. Houston..... | 32 | 4-10 | 0-2 | 1-2 | 1-6-7 | 1 | 0 | 0 | 0 | 9 |
| vs. Saint Mary's..... | 36 | 6-9 | 0-0 | 6-6 | 1-4-5 | 0 | 1 | 4 | 1 | 18 |
| at Georgia Tech..... | 33 | 4-8 | 0-0 | 1-3 | 0-3-3 | 1 | 0 | 2 | 1 | 9 |
| Marquette | 34 | 2-9 | 0-2 | 1-1 | 2-3-5 | 3 | 0 | 1 | 0 | 5 |
| Indiana | 28 | 2-7 | 0-1 | 3-4 | 3-9-12 | 3 | 0 | 3 | 1 | 7 |
| at Ohio State..... | 23 | 1-7 | 0-3 | 1-1 | 0-1-1 | 2 | 2 | 1 | 1 | 3 |
| Nicholls State | 32 | 4-8 | 0-2 | 4-6 | 0-4-4 | 2 | 3 | 0 | 1 | 12 |
| Illinois State..... | 32 | 5-8 | 0-0 | 8-12 | 1-5-6 | 6 | 1 | 0 | 1 | 18 |
| at Purdue..... | 21 | 3-4 | 0-1 | 0-0 | 1-3-4 | 1 | 1 | 0 | 1 | 6 |
| Iowa..... | 31 | 6-7 | 0-0 | 4-8 | 3-6-9 | 2 | 1 | 1 | 2 | 16 |
| at Maryland..... | 30 | 8-12 | 0-1 | 5-5 | 1-4-5 | 2 | 0 | 1 | 0 | 21 |
| Ohio State | 34 | 8-10 | 2-4 | 2-3 | 2-5-7 | 6 | 1 | 0 | 3 | 20 |
| at Northwestern..... | 32 | 5-12 | 1-1 | 3-6 | 1-10-11 | 4 | 2 | 0 | 1 | 14 |
| at Nebraska..... | 22 | 1-5 | 0-0 | 2-2 | 1-9-10 | 1 | 3 | 0 | 0 | 4 |
| Minnesota | 26 | 5-11 | 0-2 | 5-6 | 2-1-3 | 1 | 3 | 0 | 0 | 15 |
| at Illinois..... | 31 | 7-11 | 0-3 | 0-0 | 0-6-6 | 1 | 0 | 0 | 0 | 14 |
| Penn State | 33 | 6-9 | 0-1 | 0-0 | 0-7-7 | 0 | 4 | 1 | 0 | 12 |
| at Michigan State | 32 | 5-10 | 0-1 | 1-3 | 1-4-5 | 2 | 2 | 1 | 1 | 11 |
| Rutgers..... | 38 | 9-14 | 1-1 | 4-5 | 0-3-3 | 2 | 2 | 0 | 2 | 23 |
| at Indiana..... | 28 | 2-7 | 0-0 | 0-0 | 2-0-2 | 0 | 4 | 0 | 0 | 4 |
| Michigan..... | 30 | 5-9 | 0-0 | 0-0 | 2-4-6 | 1 | 1 | 0 | 1 | 10 |
| at Minnesota..... | 35 | 6-12 | 0-1 | 0-0 | 6-4-10 | 3 | 4 | 0 | 1 | 12 |
| at Rutgers..... | 32 | 4-5 | 1-1 | 2-4 | 2-7-9 | 0 | 3 | 0 | 2 | 11 |
| Purdue | 33 | 8-14 | 1-3 | 2-2 | 1-1-2 | 2 | 1 | 2 | 5 | 19 |
| Nebraska | 39 | 4-10 | 0-1 | 5-6 | 4-3-7 | 1 | 1 | 1 | 1 | 13 |
| vs. Michigan St..... | 35 | 3-4 | 0-1 | 2-4 | 3-2-5 | 0 | 1 | 1 | 2 | 8 |
| vs. Colgate..... | 37 | 7-18 | 0-0 | 2-4 | 3-6-9 | 4 | 2 | 1 | 2 | 15 |
| vs. Iowa State | 24 | 3-6 | 0-0 | 2-3 | 2-6-8 | 0 | 3 | 0 | 0 | 8 |

2020-21

| OPPONENT | MP | FG | 3FG | FT | O-D-T | A | TO | B | S | TP |
|-----------------------|----|------|-----|-----|---------|---|----|---|---|----|
| Eastern Illinois..... | 19 | 2-6 | 0-3 | 5-6 | 0-0-0 | 0 | 0 | 2 | 1 | 9 |
| Ark.-Pine Bluff | 18 | 2-3 | 1-1 | 0-0 | 0-1-1 | 0 | 0 | 2 | 1 | 5 |
| Green Bay | 20 | 5-7 | 1-2 | 0-0 | 3-12-15 | 4 | 3 | 2 | 2 | 11 |
| at Marquette..... | 25 | 1-3 | 0-1 | 1-2 | 1-1-2 | 1 | 1 | 1 | 1 | 3 |
| Rhode Island..... | 29 | 1-3 | 0-1 | 2-4 | 1-5-6 | 1 | 0 | 0 | 1 | 4 |
| Loyola (Chicago)..... | 22 | 0-1 | 0-0 | 1-2 | 0-6-6 | 2 | 1 | 2 | 0 | 1 |
| Louisville..... | 23 | 1-3 | 0-0 | 1-2 | 2-3-5 | 2 | 1 | 0 | 3 | 3 |
| Nebraska | 18 | 0-1 | 0-1 | 2-2 | 0-1-1 | 2 | 1 | 0 | 0 | 2 |
| at Michigan St..... | 18 | 2-3 | 0-0 | 0-0 | 0-4-4 | 1 | 1 | 1 | 0 | 4 |
| Maryland | 23 | 0-2 | 0-0 | 2-6 | 1-0-1 | 3 | 0 | 0 | 2 | 2 |
| Minnesota | 17 | 0-0 | 0-0 | 3-3 | 0-0-0 | 1 | 0 | 0 | 0 | 3 |
| Indiana | 31 | 4-6 | 2-2 | 2-4 | 0-2-2 | 1 | 1 | 0 | 2 | 12 |
| at Michigan..... | 24 | 1-4 | 1-1 | 2-2 | 2-4-6 | 1 | 2 | 0 | 0 | 5 |
| at Rutgers..... | 35 | 2-3 | 0-0 | 0-3 | 2-4-6 | 2 | 1 | 2 | 1 | 4 |
| Northwestern..... | 30 | 5-7 | 2-3 | 2-3 | 0-6-6 | 2 | 0 | 0 | 0 | 14 |
| Ohio State | 17 | 2-6 | 0-1 | 0-0 | 0-4-4 | 0 | 1 | 1 | 1 | 4 |
| at Maryland..... | 30 | 2-5 | 0-1 | 0-0 | 1-4-5 | 3 | 2 | 0 | 2 | 4 |
| at Penn State..... | 31 | 6-10 | 1-3 | 0-0 | 2-8-10 | 2 | 3 | 2 | 0 | 13 |
| Penn State..... | 31 | 2-4 | 1-2 | 0-0 | 1-1-2 | 3 | 1 | 0 | 1 | 5 |
| at Illinois..... | 31 | 2-3 | 0-0 | 3-6 | 0-3-3 | 0 | 1 | 1 | 2 | 7 |
| at Nebraska..... | 27 | 1-8 | 0-5 | 1-2 | 0-4-4 | 1 | 1 | 0 | 2 | 3 |
| Michigan..... | 28 | 1-4 | 0-0 | 0-0 | 1-5-6 | 2 | 1 | 1 | 2 | 2 |
| Iowa..... | 24 | 0-6 | 0-2 | 0-2 | 2-1-3 | 0 | 0 | 0 | 0 | 0 |
| at Northwestern..... | 4 | 4-8 | 1-3 | 1-2 | 2-1-3 | 0 | 0 | 1 | 0 | 10 |
| Illinois | 24 | 1-5 | 0-1 | 0-0 | 2-3-5 | 1 | 1 | 0 | 1 | 2 |
| at Purdue..... | 36 | 3-5 | 0-2 | 1-2 | 6-4-10 | 2 | 1 | 0 | 0 | 7 |
| at Iowa..... | 27 | 3-5 | 0-1 | 0-0 | 1-3-4 | 2 | 0 | 0 | 1 | 6 |
| vs. Penn St..... | 21 | 3-7 | 0-0 | 2-2 | 1-4-5 | 0 | 1 | 1 | 2 | 8 |
| vs. Iowa..... | 25 | 1-3 | 0-0 | 0-0 | 1-4-5 | 2 | 3 | 1 | 2 | 2 |
| vs. N. Carolina..... | 17 | 0-1 | 0-0 | 1-2 | 0-0-0 | 0 | 0 | 0 | 1 | 1 |
| vs. Baylor..... | 22 | 1-1 | 0-0 | 2-2 | 2-3-5 | 0 | 0 | 0 | 0 | 8 |

2019-20

| OPPONENT | MP | FG | 3FG | FT | O-D-T | A | TO | B | S | TP |
|-----------------------|----|-----|-----|-----|-------|---|----|---|---|----|
| vs. Saint Mary's..... | 12 | 1-3 | 0-1 | 0-0 | 0-0-0 | 1 | 0 | 0 | 0 | 2 |
| Eastern Illinois..... | 10 | 0-1 | 0-1 | 0-0 | 0-0-0 | 0 | 1 | 1 | 0 | 0 |
| McNeese State..... | 26 | 1-2 | 0-1 | 1-2 | 1-2-3 | 3 | 1 | 0 | 2 | 3 |
| Marquette | 5 | 1-1 | 1-1 | 0-0 | 1-2-3 | 0 | 2 | 0 | 0 | 3 |
| Green Bay | 15 | 2-4 | 1-2 | 0-0 | 1-2-3 | 3 | 2 | 0 | 1 | 5 |
| vs. Richmond..... | 16 | 2-2 | 2-2 | 1-2 | 1-1-2 | 0 | 0 | 0 | 1 | 7 |
| vs. New Mexico | 10 | 0-0 | 0-0 | 0-0 | 0-0-0 | 0 | 2 | 0 | 0 | 0 |
| at NC State | 20 | 2-2 | 0-0 | 1-4 | 4-4-8 | 1 | 1 | 0 | 0 | 5 |
| Indiana | 17 | 2-3 | 0-0 | 2-2 | 1-1-2 | 1 | 1 | 0 | 2 | 6 |
| at Rutgers..... | 14 | 2-4 | 0-1 | 0-0 | 2-1-3 | 1 | 1 | 1 | 0 | 4 |
| Milwaukee..... | 17 | 0-3 | 0-1 | 2-2 | 2-3-5 | 3 | 0 | 0 | 1 | 2 |
| at Tennessee..... | 21 | 2-7 | 0-1 | 0-0 | 1-4-5 | 1 | 1 | 0 | 1 | 4 |
| Rider | 16 | 0-0 | 0-0 | 0-0 | 0-3-3 | 1 | 2 | 0 | 0 | 0 |
| at Ohio St..... | 25 | 2-5 | 0-1 | 0-0 | 5-2-7 | 2 | 1 | 0 | 3 | 4 |
| Illinois | 16 | 2-3 | 0-1 | 0-0 | 0-2-2 | 0 | 1 | 0 | 0 | 4 |
| at Penn St..... | 19 | 1-3 | 0-1 | 0-1 | 1-0-1 | 0 | 0 | 0 | 0 | 2 |
| Maryland | 22 | 0-1 | 0-1 | 0-1 | 2-0-2 | 1 | 0 | 0 | 1 | 0 |
| at Michigan St..... | 21 | 0-2 | 0-1 | 0-0 | 1-2-3 | 1 | 1 | 0 | 1 | 0 |
| Nebraska | 11 | 2-2 | 1-1 | 0-0 | 2-2-4 | 3 | 3 | 0 | 0 | 5 |
| at Purdue..... | 19 | 0-1 | 0-0 | 0-0 | 0-0-0 | 2 | 1 | 0 | 1 | 0 |
| at Iowa..... | 26 | 2-6 | 0-2 | 0-1 | 2-5-7 | 1 | 2 | 0 | 0 | 4 |
| Michigan State | 22 | 1-7 | 0-3 | 0-0 | 0-4-4 | 2 | 2 | 1 | 2 | 2 |
| at Minnesota..... | 27 | 1-3 | 0-1 | 0-2 | 3-3-6 | 0 | 1 | 1 | 0 | 2 |
| Ohio State | 11 | 1-3 | 0-2 | 0-0 | 2-0-2 | 0 | 1 | 0 | 2 | 2 |
| at Nebraska..... | 17 | 1-2 | 0-1 | 0-0 | 0-2-2 | 4 | 1 | 0 | 0 | 2 |
| Purdue | 5 | 1-1 | 0-0 | 0-0 | 0-0-0 | 0 | 0 | 0 | 0 | 2 |
| Rutgers..... | 6 | 1-1 | 0-0 | 0-1 | 1-1-2 | 0 | 3 | 0 | 1 | 2 |
| at Michigan..... | 11 | 2-2 | 1-1 | 0-0 | 0-2-2 | 1 | 0 | 0 | 0 | 5 |
| Minnesota..... | 9 | 1-3 | 0-1 | 0-0 | 0-0-0 | 0 | 0 | 1 | 1 | 2 |
| Northwestern..... | 9 | 1-2 | 0-0 | 0-0 | 1-0-1 | 0 | 1 | 0 | 0 | 2 |
| at Indiana..... | 4 | 0-0 | 0-0 | 0-0 | 0-0-0 | 0 | 1 | 0 | 0 | 0 |

2021-22 REVIEW



2021-22 RESULTS

Record: 25-8 Overall, 15-5 Big Ten (T-1st Place)

(12-4 Home, 9-2 Away, 4-2 Neutral, 5-3 vs. AP Ranked Teams)

| Date | Opp. [AP Rank] | W/L | Score | Att.^ | UW High Scorer | UW High Rebounder |
|--|-------------------------|-----|-------|--------|-------------------|------------------------|
| Nov. 9 | ST. FRANCIS BROOKLYN | W | 81-58 | 15,735 | 15 - Davis | 9 - Vogt |
| Nov. 12 | GREEN BAY | W | 72-34 | 16,005 | 18 - Crawl | 7 - Crawl/Carlson |
| Nov. 15 | PROVIDENCE | L | 58-63 | 15,773 | 25 - Davison | 7 - Davison |
| Nov. 22 | vs. Texas A&M | W | 69-58 | -- | 21 - Davis | 9 - Davis |
| Nov. 23 | vs. Houston (#12) | W | 65-63 | -- | 30 - Davis | 7 - Wahl |
| Nov. 24 | vs. Saint Mary's | W | 61-55 | -- | 20 - Davis | 7 - Crawl/Davis |
| Dec. 1 | at Georgia Tech* | W | 70-66 | 6,302 | 27 - Davison | 7 - Vogt |
| Dec. 4 | MARQUETTE | W | 89-76 | 17,287 | 25 - Davis | 8 - Crawl |
| Dec. 8 | INDIANA | W | 64-59 | 16,013 | 23 - Davis | 12 - Wahl |
| Dec. 11 | at Ohio State (#21) | L | 55-73 | 13,856 | 24 - Davis | 7 - Davis |
| Dec. 15 | NICHOLLS | W | 71-68 | 15,752 | 19 - Davison | 7 - Neath/Vogt |
| Dec. 29 | ILLINOIS STATE | W | 89-85 | 15,718 | 21 - Crawl | 11 - Davis |
| Jan. 3 | at Purdue (#3) | W | 74-69 | 14,804 | 37 - Davis | 14 - Davis |
| Jan. 6 | IOWA | W | 87-78 | 15,212 | 26 - Davis | 9 - Davis/Wahl |
| Jan. 9 | at Maryland | W | 70-69 | 10,864 | 21 - Wahl | 8 - Crawl |
| Jan. 13 | OHIO STATE (#16) | W | 78-68 | 15,571 | 25 - Davison | 9 - Davis |
| Jan. 18 | at Northwestern | W | 82-76 | 5,251 | 27 - Davis | 11 - Wahl |
| Jan. 21 | MICHIGAN STATE (#14) | L | 74-86 | 17,287 | 25 - Davis | 5 - Davis |
| Jan. 27 | at Nebraska | W | 73-65 | 15,385 | 21 - Davison | 10 - Wahl |
| Jan. 30 | MINNESOTA | W | 66-60 | 17,287 | 16 - Davis | 15 - Davis |
| Feb. 2 | at Illinois (#18) | L | 67-80 | 14,860 | 22 - Davis | 15 - Davis |
| Feb. 5 | PENN STATE | W | 51-49 | 17,287 | 13 - Crawl | 9 - Davis |
| Feb. 8 | at Michigan State (#17) | W | 70-62 | 14,797 | 25 - Davis | 6 - Davis |
| Feb. 12 | RUTGERS | L | 65-73 | 17,287 | 23 - Wahl | 8 - Davis |
| Feb. 15 | at Indiana | W | 74-69 | 17,222 | 30 - Davis | 12 - Davis |
| Feb. 20 | MICHIGAN | W | 77-63 | 17,287 | 25 - Davis | 6 - Carlson/Davis/Wahl |
| Feb. 23 | at Minnesota | W | 68-67 | 11,761 | 20 - Crawl | 10 - Wahl |
| Feb. 26 | at Rutgers | W | 66-61 | 8,227 | 19 - Davis | 9 - Wahl |
| March 1 | PURDUE (#8) | W | 70-67 | 17,287 | 19 - Wahl | 8 - Davis |
| March 6 | NEBRASKA | L | 73-74 | 17,287 | 20 - Davison | 7 - Crawl/Wahl |
| Big Ten Tournament (Indianapolis) | | | | | | |
| Mar. 11 | vs. Michigan State (7) | L | 63-69 | -- | 23 - Davison | 11 - Davis |
| NCAA Tournament | | | | | | |
| Mar. 18 | vs. Colgate (14)+ | W | 67-60 | 17,500 | 25 - Davis | 9 - Wahl |
| Mar. 20 | vs. Iowa State (11)+ | L | 49-54 | 17,500 | 17 - Davis | 9 - Davis |

+ Fiserv Forum - Milwaukee, Wis.

* Big Ten/ACC Challenge

2021-22 SEASON STATISTICS

Overall: 25-8, 12-4 Home, 9-2 Away, 4-2 Neutral

| # | Player | gp-gs | min | Total | | | 3-Point | | F-Throw | | Rebounds | | | | | a | to | blk | stl | pts | avg | |
|----------------|---------------------|-------|------|-------|----------|------|---------|------|---------|------|----------|-----|------|------|-----|----|-----|-----|-----|-----|------|------|
| | | | | avg | fg-fga | fg% | 3fg-fga | 3fg% | ft-fa | ft% | off | def | tot | avg | pf | | | | | | | dq |
| 01 | Johnny Davis | 31-31 | 1061 | 34.2 | 210-492 | .427 | 37-121 | .306 | 155-196 | .791 | 41 | 214 | 255 | 8.2 | 63 | 1 | 66 | 71 | 23 | 36 | 612 | 19.7 |
| 34 | Brad Davison | 33-33 | 1136 | 34.4 | 139-362 | .384 | 78-225 | .347 | 108-125 | .864 | 11 | 121 | 132 | 4.0 | 79 | 2 | 69 | 29 | 0 | 28 | 464 | 14.1 |
| 05 | Tyler Wahl | 32-32 | 976 | 30.5 | 145-281 | .516 | 6-37 | .162 | 70-100 | .700 | 52 | 137 | 189 | 5.9 | 80 | 1 | 49 | 52 | 25 | 37 | 366 | 11.4 |
| 22 | Steven Crowl | 33-33 | 836 | 25.3 | 114-230 | .496 | 26-82 | .317 | 36-45 | .800 | 48 | 96 | 144 | 4.4 | 84 | 1 | 48 | 31 | 9 | 9 | 290 | 8.8 |
| 23 | Chucky Hepburn | 33-33 | 1022 | 31.0 | 92-237 | .388 | 39-112 | .348 | 39-56 | .696 | 7 | 63 | 70 | 2.1 | 70 | 0 | 77 | 39 | 5 | 36 | 262 | 7.9 |
| 11 | Lorne Bowman II | 22-0 | 228 | 10.4 | 21-61 | .344 | 12-30 | .400 | 12-25 | .480 | 3 | 21 | 24 | 1.1 | 24 | 0 | 11 | 13 | 0 | 6 | 66 | 3.0 |
| 33 | Chris Vogt | 33-0 | 424 | 12.8 | 39-78 | .500 | 0-1 | .000 | 19-37 | .514 | 51 | 52 | 103 | 3.1 | 76 | 1 | 21 | 18 | 26 | 11 | 97 | 2.9 |
| 20 | Ben Carlson | 32-2 | 292 | 9.1 | 22-66 | .333 | 1-21 | .048 | 7-13 | .538 | 25 | 40 | 65 | 2.0 | 17 | 0 | 4 | 10 | 1 | 2 | 52 | 1.6 |
| 00 | Jahcobi Neath | 23-1 | 224 | 9.7 | 11-43 | .256 | 4-18 | .222 | 11-15 | .733 | 9 | 25 | 34 | 1.5 | 13 | 0 | 8 | 6 | 1 | 4 | 37 | 1.6 |
| 02 | Jordan Davis | 27-0 | 175 | 6.5 | 13-40 | .325 | 8-28 | .286 | 1-3 | .333 | 9 | 15 | 24 | 0.9 | 19 | 0 | 4 | 6 | 3 | 4 | 35 | 1.3 |
| 14 | Carter Gilmore | 22-0 | 173 | 7.9 | 7-27 | .259 | 1-13 | .077 | 4-7 | .571 | 6 | 16 | 22 | 1.0 | 20 | 0 | 8 | 2 | 4 | 2 | 19 | 0.9 |
| 35 | Markus Ilver | 8-0 | 29 | 3.6 | 1-8 | .125 | 0-5 | .000 | 3-4 | .750 | 1 | 3 | 4 | 0.5 | 7 | 0 | 0 | 2 | 0 | 0 | 5 | 0.6 |
| 10 | Isaac Lindsey | 6-0 | 13 | 2.2 | 1-5 | .200 | 1-3 | .333 | 0-0 | .000 | 0 | 0 | 0 | 0.0 | 0 | 0 | 0 | 0 | 0 | 0 | 3 | 0.5 |
| 04 | Carter Higginbottom | 6-0 | 6 | 1.0 | 0-1 | .000 | 0-0 | .000 | 0-0 | .000 | 0 | 0 | 0 | 0.0 | 2 | 0 | 0 | 2 | 0 | 0 | 0 | 0.0 |
| 13 | Justin Taphorn | 4-0 | 5 | 1.3 | 0-0 | .000 | 0-0 | .000 | 0-0 | .000 | 0 | 0 | 0 | 0.0 | 0 | 0 | 0 | 1 | 0 | 0 | 0 | 0.0 |
| Team | | | | | | | | | | | 45 | 45 | 90 | | | | 5 | | | | | |
| Total..... | | 33 | 6600 | | 815-1931 | .422 | 213-696 | .306 | 465-626 | .743 | 308 | 848 | 1156 | 35.0 | 554 | 6 | 365 | 287 | 97 | 175 | 2308 | 69.9 |
| Opponents..... | | 33 | 6600 | | 813-1870 | .435 | 204-628 | .325 | 347-508 | .683 | 274 | 876 | 1150 | 34.8 | 624 | 13 | 381 | 377 | 109 | 154 | 2177 | 66.0 |

Big Ten: 15-5 (T-1st), 7-3 Home, 8-2 Away

| # | Player | gp-gs | min | Total | | | 3-Point | | F-Throw | | Rebounds | | | | | a | to | blk | stl | pts | avg | |
|----------------|---------------------|-------|------|-------|----------|------|---------|------|---------|------|----------|-----|-----|------|-----|---|-----|-----|-----|-----|------|------|
| | | | | avg | fg-fga | fg% | 3fg-fga | 3fg% | ft-fa | ft% | off | def | tot | avg | pf | | | | | | | dq |
| 01 | Johnny Davis | 20-20 | 690 | 34.5 | 140-308 | .455 | 22-69 | .319 | 96-126 | .762 | 25 | 152 | 177 | 8.9 | 44 | 1 | 39 | 48 | 12 | 19 | 398 | 19.9 |
| 34 | Brad Davison | 20-20 | 705 | 35.2 | 83-221 | .376 | 49-137 | .358 | 57-64 | .891 | 6 | 76 | 82 | 4.1 | 41 | 0 | 39 | 17 | 0 | 16 | 272 | 13.6 |
| 05 | Tyler Wahl | 19-19 | 578 | 30.4 | 95-176 | .540 | 6-25 | .240 | 39-55 | .709 | 32 | 87 | 119 | 6.3 | 54 | 1 | 34 | 35 | 11 | 26 | 235 | 12.4 |
| 22 | Steven Crowl | 20-20 | 523 | 26.2 | 69-130 | .531 | 15-46 | .326 | 20-23 | .870 | 24 | 56 | 80 | 4.0 | 56 | 1 | 35 | 18 | 3 | 7 | 173 | 8.7 |
| 23 | Chucky Hepburn | 20-20 | 632 | 31.6 | 59-154 | .383 | 24-68 | .353 | 20-30 | .667 | 3 | 36 | 39 | 2.0 | 48 | 0 | 44 | 21 | 3 | 22 | 162 | 8.1 |
| 33 | Chris Vogt | 20-0 | 265 | 13.3 | 27-52 | .519 | 0-0 | .000 | 12-22 | .545 | 30 | 26 | 56 | 2.8 | 48 | 1 | 14 | 11 | 18 | 9 | 66 | 3.3 |
| 11 | Lorne Bowman II | 13-0 | 121 | 9.3 | 8-32 | .250 | 3-13 | .231 | 9-19 | .474 | 1 | 12 | 13 | 1.0 | 13 | 0 | 8 | 4 | 0 | 2 | 28 | 2.2 |
| 00 | Jahcobi Neath | 16-0 | 131 | 8.2 | 6-22 | .273 | 3-12 | .250 | 5-7 | .714 | 5 | 15 | 20 | 1.3 | 7 | 0 | 4 | 4 | 0 | 1 | 20 | 1.3 |
| 20 | Ben Carlson | 20-1 | 162 | 8.1 | 10-33 | .303 | 1-12 | .083 | 4-9 | .444 | 13 | 21 | 34 | 1.7 | 12 | 0 | 1 | 6 | 0 | 1 | 25 | 1.3 |
| 02 | Jordan Davis | 17-0 | 113 | 6.6 | 7-26 | .269 | 4-18 | .222 | 1-3 | .333 | 4 | 8 | 12 | 0.7 | 8 | 0 | 3 | 2 | 2 | 2 | 19 | 1.1 |
| 14 | Carter Gilmore | 11-0 | 70 | 6.4 | 3-15 | .200 | 0-9 | .000 | 0-0 | .000 | 2 | 3 | 5 | 0.5 | 7 | 0 | 5 | 1 | 0 | 0 | 6 | 0.5 |
| 10 | Isaac Lindsey | 2-0 | 2 | 1.0 | 0-0 | .000 | 0-0 | .000 | 0-0 | .000 | 0 | 0 | 0 | 0.0 | 0 | 0 | 0 | 0 | 0 | 0 | 0 | 0.0 |
| 04 | Carter Higginbottom | 3-0 | 2 | 0.7 | 0-1 | .000 | 0-0 | .000 | 0-0 | .000 | 0 | 0 | 0 | 0.0 | 0 | 0 | 0 | 0 | 0 | 0 | 0 | 0.0 |
| 35 | Markus Ilver | 3-0 | 5 | 1.7 | 0-1 | .000 | 0-1 | .000 | 0-0 | .000 | 0 | 0 | 0 | 0.0 | 2 | 0 | 0 | 1 | 0 | 0 | 0 | 0.0 |
| 13 | Justin Taphorn | 1-0 | 1 | 1.0 | 0-0 | .000 | 0-0 | .000 | 0-0 | .000 | 0 | 0 | 0 | 0.0 | 0 | 0 | 0 | 1 | 0 | 0 | 0 | 0.0 |
| Team | | | | | | | | | | | 20 | 21 | 41 | | | | 2 | | | | | |
| Total..... | | 20 | 4000 | | 507-1171 | .433 | 127-410 | .310 | 263-358 | .735 | 165 | 513 | 678 | 33.9 | 340 | 4 | 226 | 171 | 49 | 105 | 1404 | 70.2 |
| Opponents..... | | 20 | 4000 | | 515-1145 | .450 | 122-374 | .326 | 216-314 | .688 | 159 | 533 | 692 | 34.6 | 365 | 7 | 252 | 216 | 59 | 92 | 1368 | 68.4 |

2021-22 TEAM HIGHS

WISCONSIN SEASON HIGHS

| | | |
|---------------------|------|----------------------------------|
| Points | 89 | 2x; MR ILLINOIS ST (12/29/21) |
| Field Goals | 33 | IOWA (1/6/22) |
| FG Att. | 68 | 2x; MR at Illinois (2/2/22) |
| FG Pct. | .519 | at Northwestern (1/18/22) |
| 3-Pt FG | 12 | MICHIGAN STATE (1/21/22) |
| 3-Pt FG Att. | 29 | MICHIGAN STATE (1/21/22) |
| 3-Pt FG Pct. | .529 | at Northwestern (1/18/22) |
| FT Made | 25 | ILLINOIS STATE (12/29/21) |
| FT Att. | 32 | ILLINOIS STATE (12/29/21) |
| FT Pct. | .938 | MICHIGAN (2/20/22) |
| Rebounds | 50 | GREEN BAY (11/12/21) |
| Off. Rebs | 18 | GREEN BAY (11/12/21) |
| Assists | 17 | at Northwestern (1/18/22) |
| Steals | 10 | GREEN BAY (11/12/21) |
| Blocks | 6 | 2x; MR INDIANA (12/8/21) |
| Turnovers | 13 | at Indiana (2/15/22) |
| Fouls | 22 | 2x; MR vs. Michigan St (3/11/22) |

OPPONENT SEASON HIGHS

| | | |
|---------------------|------|------------------------------------|
| Points | 86 | MICHIGAN STATE (1/21/22) |
| Field Goals | 33 | at Northwestern (1/18/22) |
| FG Att. | 71 | at Northwestern (1/18/22) |
| FG Pct. | .537 | NEBRASKA (3/6/22) |
| 3-Pt FG | 10 | 2x; MR vs. Colgate (3/18/22) |
| 3-Pt FG Att. | 30 | PENN STATE (2/5/22) |
| 3-Pt FG Pct. | .583 | RUTGERS (2/12/22) |
| FT Made | 22 | MICHIGAN STATE (1/21/22) |
| FT Att. | 28 | MICHIGAN STATE (1/21/22) |
| FT Pct. | .889 | RUTGERS (2/12/22) |
| Rebounds | 49 | at Ohio State (12/11/21) |
| Off. Rebs | 14 | INDIANA (12/8/21) |
| Assists | 21 | at Illinois (2/2/22) |
| Steals | 10 | RUTGERS (2/12/22) |
| Blocks | 7 | 2x; MR vs. Michigan St (3/11/22) |
| Turnovers | 16 | 2x; MR vs. Saint Mary's (11/24/21) |
| Fouls | 28 | ILLINOIS ST (12/29/21) |

ALL-TIME RESULTS



YEAR-BY-YEAR RECORDS

| Year | Overall | | | Big Ten | | | Pl. | Home | Away | Neut. | Head Coach |
|----------|---------|----|-------|---------|----|-------|-----|------|------|-------|-----------------|
| | W | L | Pct. | W | L | Pct. | | | | | |
| 1898-99 | 0 | 3 | .000 | -- | -- | -- | -- | 0-0 | 0-3 | 0-0 | James Elsom |
| 1899-00 | 1 | 1 | .500 | -- | -- | -- | -- | 0-0 | 1-1 | 0-0 | James Elsom |
| 1900-01 | 1 | 1 | .500 | -- | -- | -- | -- | 0-0 | 1-1 | 0-0 | James Elsom |
| 1901-02 | 7 | 3 | .700 | -- | -- | -- | -- | 0-0 | 7-2 | 0-1 | James Elsom |
| 1902-03 | 5 | 2 | .714 | -- | -- | -- | -- | 0-0 | 5-2 | 0-0 | James Elsom |
| 1903-04 | 11 | 4 | .733 | -- | -- | -- | -- | 2-0 | 9-4 | 0-0 | James Elsom |
| 1904-05 | 10 | 8 | .556 | -- | -- | -- | -- | 1-0 | 9-8 | 0-0 | Emmett Angell |
| 1905-06 | 12 | 2 | .857 | 6 | 2 | .750 | 2 | 6-0 | 6-2 | 0-0 | Emmett Angell |
| 1906-07 | 11 | 3 | .786 | 6 | 2 | .750 | 1t | 7-1 | 4-2 | 0-0 | Emmett Angell |
| 1907-08 | 10 | 2 | .833 | 7 | 1 | .875 | 1t | 7-1 | 3-1 | 0-0 | Emmett Angell |
| 1908-09 | 8 | 4 | .667 | 5 | 4 | .556 | 3 | 7-1 | 1-3 | 0-0 | Haskell Noyes |
| 1909-10 | 9 | 5 | .643 | 7 | 5 | .583 | 3 | 8-0 | 1-5 | 0-0 | Haskell Noyes |
| 1910-11 | 9 | 6 | .600 | 6 | 6 | .500 | 5 | 8-1 | 1-5 | 0-0 | Haskell Noyes |
| 1911-12 | 15 | 0 | 1.000 | 12 | 0 | 1.000 | 1 | 8-0 | 7-0 | 0-0 | Walter Meanwell |
| 1912-13 | 14 | 1 | .933 | 11 | 1 | .917 | 1 | 9-0 | 5-1 | 0-0 | Walter Meanwell |
| 1913-14 | 15 | 0 | 1.000 | 12 | 0 | 1.000 | 1 | 9-0 | 6-0 | 0-0 | Walter Meanwell |
| 1914-15 | 13 | 4 | .765 | 8 | 4 | .667 | 3 | 9-2 | 4-2 | 0-0 | Walter Meanwell |
| 1915-16 | 20 | 1 | .952 | 11 | 1 | .917 | 1 | 10-0 | 10-1 | 0-0 | Walter Meanwell |
| 1916-17 | 15 | 3 | .833 | 9 | 3 | .750 | 4 | 9-1 | 6-2 | 0-0 | Walter Meanwell |
| 1917-18 | 14 | 3 | .824 | 9 | 3 | .750 | 1 | 9-1 | 5-2 | 0-0 | Guy Lowman |
| 1918-19 | 5 | 11 | .313 | 3 | 9 | .250 | 10 | 1-6 | 4-5 | 0-0 | Guy Lowman |
| 1919-20 | 15 | 5 | .750 | 7 | 5 | .583 | 5 | 9-1 | 6-4 | 0-0 | Guy Lowman |
| 1920-21 | 13 | 4 | .765 | 8 | 4 | .667 | 1t | 9-0 | 4-4 | 0-0 | Walter Meanwell |
| 1921-22 | 14 | 5 | .737 | 8 | 4 | .667 | 2t | 8-3 | 6-2 | 0-0 | Walter Meanwell |
| 1922-23 | 12 | 3 | .800 | 11 | 1 | .917 | 1t | 7-2 | 5-1 | 0-0 | Walter Meanwell |
| 1923-24* | 11 | 5 | .688 | 8 | 4 | .667 | 1t | 8-1 | 3-4 | 0-0 | Walter Meanwell |
| 1924-25 | 6 | 11 | .353 | 3 | 9 | .250 | 9 | 5-6 | 1-5 | 0-0 | Walter Meanwell |
| 1925-26 | 8 | 9 | .471 | 4 | 8 | .333 | 8t | 6-4 | 2-5 | 0-0 | Walter Meanwell |
| 1926-27 | 10 | 7 | .588 | 7 | 5 | .583 | 4t | 6-3 | 3-4 | 1-0 | Walter Meanwell |
| 1927-28 | 13 | 4 | .765 | 9 | 3 | .750 | 3t | 9-2 | 4-2 | 0-0 | Walter Meanwell |
| 1928-29 | 15 | 2 | .882 | 10 | 2 | .833 | 1t | 9-1 | 5-1 | 1-0 | Walter Meanwell |
| 1929-30 | 15 | 2 | .882 | 8 | 2 | .800 | 2 | 12-0 | 3-2 | 0-0 | Walter Meanwell |
| 1930-31 | 8 | 9 | .471 | 4 | 8 | .333 | 7t | 7-3 | 1-6 | 0-0 | Walter Meanwell |
| 1931-32 | 8 | 10 | .444 | 3 | 9 | .250 | 8t | 7-4 | 1-6 | 0-0 | Walter Meanwell |
| 1932-33 | 7 | 13 | .350 | 4 | 8 | .333 | 8 | 4-6 | 3-7 | 0-0 | Walter Meanwell |
| 1933-34 | 14 | 6 | .700 | 8 | 4 | .667 | 2t | 10-2 | 4-4 | 0-0 | Walter Meanwell |
| 1934-35 | 15 | 5 | .750 | 9 | 3 | .750 | 1t | 11-2 | 4-3 | 0-0 | Harold Foster |
| 1935-36 | 11 | 9 | .550 | 4 | 8 | .333 | 8 | 9-3 | 2-6 | 0-0 | Harold Foster |
| 1936-37 | 8 | 12 | .400 | 3 | 9 | .250 | 8t | 7-4 | 1-8 | 0-0 | Harold Foster |
| 1937-38 | 10 | 10 | .500 | 5 | 7 | .417 | 7 | 8-3 | 2-7 | 0-0 | Harold Foster |
| 1938-39 | 10 | 10 | .500 | 4 | 8 | .333 | 7 | 8-3 | 2-7 | 0-0 | Harold Foster |
| 1939-40 | 5 | 15 | .250 | 3 | 9 | .250 | 9 | 4-6 | 1-8 | 0-1 | Harold Foster |
| 1940-41 | 20 | 3 | .870 | 11 | 1 | .917 | 1 | 11-1 | 6-2 | 3-0 | Harold Foster |
| 1941-42 | 14 | 7 | .667 | 10 | 5 | .667 | 2t | 9-2 | 5-4 | 0-1 | Harold Foster |
| 1942-43 | 12 | 9 | .571 | 6 | 6 | .500 | 4t | 7-4 | 4-5 | 1-0 | Harold Foster |
| 1943-44 | 12 | 9 | .571 | 9 | 3 | .750 | 2t | 5-5 | 6-4 | 1-0 | Harold Foster |
| 1944-45 | 10 | 11 | .476 | 4 | 8 | .333 | 6t | 6-5 | 3-6 | 1-0 | Harold Foster |
| 1945-46 | 4 | 17 | .190 | 1 | 11 | .083 | 9 | 4-7 | 0-10 | 0-0 | Harold Foster |
| 1946-47 | 16 | 6 | .727 | 9 | 3 | .750 | 1 | 9-2 | 6-4 | 1-0 | Harold Foster |
| 1947-48 | 12 | 8 | .600 | 7 | 5 | .583 | 3t | 9-1 | 3-7 | 0-0 | Harold Foster |
| 1948-49 | 12 | 10 | .545 | 5 | 7 | .417 | 7 | 9-3 | 3-7 | 0-0 | Harold Foster |
| 1949-50 | 17 | 5 | .773 | 9 | 3 | .750 | 2 | 10-1 | 6-4 | 1-0 | Harold Foster |
| 1950-51 | 10 | 12 | .455 | 7 | 7 | .500 | 4t | 6-5 | 4-7 | 0-0 | Harold Foster |
| 1951-52 | 10 | 12 | .455 | 5 | 9 | .357 | 7 | 6-5 | 3-6 | 1-1 | Harold Foster |
| 1952-53 | 13 | 9 | .591 | 10 | 8 | .556 | 5 | 9-2 | 4-6 | 0-1 | Harold Foster |
| 1953-54 | 12 | 10 | .545 | 6 | 8 | .429 | 5t | 7-4 | 5-6 | 0-0 | Harold Foster |
| 1954-55 | 10 | 12 | .455 | 5 | 9 | .357 | 6t | 6-5 | 4-7 | 0-0 | Harold Foster |
| 1955-56 | 6 | 16 | .273 | 4 | 10 | .286 | 8t | 3-8 | 3-8 | 0-0 | Harold Foster |
| 1956-57 | 5 | 17 | .227 | 3 | 11 | .214 | 9 | 4-7 | 1-10 | 0-0 | Harold Foster |
| 1957-58 | 8 | 14 | .364 | 3 | 11 | .214 | 10 | 5-6 | 3-7 | 0-1 | Harold Foster |
| 1958-59 | 3 | 19 | .136 | 1 | 13 | .071 | 10 | 3-8 | 0-10 | 0-1 | Harold Foster |

* 1924 season includes one tie game

| Year | Overall | | | Big Ten | | | Pl. | Home | Away | Neut. | Head Coach |
|--------------|-------------|-------------|-------------|------------|------------|-------------|-----|-----------------|----------------|---------------|----------------|
| | W | L | Pct. | W | L | Pct. | | | | | |
| 1959-60 | 8 | 16 | .333 | 4 | 10 | .286 | 9 | 5-7 | 2-9 | 1-0 | John Erickson |
| 1960-61 | 7 | 17 | .292 | 4 | 10 | .286 | 8 | 6-4 | 1-11 | 0-2 | John Erickson |
| 1961-62 | 17 | 7 | .708 | 10 | 4 | .714 | 2 | 10-3 | 5-3 | 2-1 | John Erickson |
| 1962-63 | 14 | 10 | .583 | 7 | 7 | .500 | 6 | 8-5 | 5-5 | 1-0 | John Erickson |
| 1963-64 | 8 | 16 | .333 | 2 | 12 | .143 | 10 | 5-6 | 1-9 | 2-1 | John Erickson |
| 1964-65 | 9 | 13 | .409 | 4 | 10 | .286 | 8 | 5-5 | 3-7 | 1-1 | John Erickson |
| 1965-66 | 11 | 13 | .458 | 6 | 8 | .429 | 7 | 9-3 | 2-8 | 0-2 | John Erickson |
| 1966-67 | 13 | 11 | .542 | 8 | 8 | .500 | 4 | 7-4 | 2-6 | 4-1 | John Erickson |
| 1967-68 | 13 | 11 | .542 | 7 | 7 | .500 | 5 | 9-2 | 3-7 | 1-2 | John Erickson |
| 1968-69 | 11 | 13 | .458 | 5 | 9 | .357 | 8t | 8-3 | 1-10 | 2-0 | John Powless |
| 1969-70 | 10 | 14 | .417 | 5 | 9 | .357 | 6t | 6-6 | 3-8 | 1-0 | John Powless |
| 1970-71 | 9 | 15 | .375 | 4 | 10 | .286 | 7t | 7-5 | 1-10 | 1-0 | John Powless |
| 1971-72 | 13 | 11 | .542 | 6 | 8 | .429 | 5t | 9-3 | 3-7 | 1-1 | John Powless |
| 1972-73 | 11 | 13 | .458 | 5 | 9 | .357 | 9 | 8-3 | 2-10 | 1-0 | John Powless |
| 1973-74 | 16 | 8 | .667 | 8 | 6 | .571 | 4t | 11-2 | 4-6 | 1-0 | John Powless |
| 1974-75 | 8 | 18 | .308 | 5 | 13 | .278 | 8 | 8-7 | 0-9 | 0-2 | John Powless |
| 1975-76 | 10 | 16 | .385 | 4 | 14 | .222 | 9 | 7-7 | 2-9 | 1-0 | John Powless |
| 1976-77 | 11 | 16 | .407 | 7 | 11 | .389 | 7t | 8-5 | 2-11 | 1-0 | Bill Cofield |
| 1977-78 | 8 | 19 | .296 | 4 | 14 | .222 | 9t | 7-7 | 1-12 | 0-0 | Bill Cofield |
| 1978-79 | 12 | 15 | .444 | 6 | 12 | .333 | 8t | 9-5 | 3-9 | 0-1 | Bill Cofield |
| 1979-80 | 15 | 14 | .517 | 7 | 11 | .389 | 8 | 11-4 | 2-9 | 2-1 | Bill Cofield |
| 1980-81 | 11 | 16 | .407 | 5 | 13 | .278 | 9 | 9-6 | 2-9 | 0-1 | Bill Cofield |
| 1981-82 | 6 | 21 | .222 | 3 | 15 | .167 | 10 | 4-9 | 2-9 | 0-3 | Bill Cofield |
| 1982-83 | 8 | 20 | .286 | 3 | 15 | .167 | 10 | 7-8 | 0-11 | 1-1 | Steve Yoder |
| 1983-84 | 8 | 20 | .286 | 4 | 14 | .222 | 10 | 6-7 | 1-12 | 1-1 | Steve Yoder |
| 1984-85 | 14 | 14 | .500 | 5 | 13 | .278 | 9 | 10-5 | 2-9 | 2-0 | Steve Yoder |
| 1985-86 | 12 | 16 | .429 | 4 | 14 | .222 | 9 | 8-7 | 4-7 | 0-2 | Steve Yoder |
| 1986-87 | 14 | 17 | .452 | 4 | 14 | .222 | 8 | 8-7 | 4-9 | 2-1 | Steve Yoder |
| 1987-88 | 12 | 16 | .429 | 6 | 12 | .333 | 7 | 8-6 | 3-10 | 4-0 | Steve Yoder |
| 1988-89 | 18 | 12 | .600 | 8 | 10 | .444 | 6t | 14-3 | 3-9 | 1-0 | Steve Yoder |
| 1989-90 | 14 | 17 | .452 | 4 | 14 | .222 | 8t | 8-6 | 2-9 | 4-2 | Steve Yoder |
| 1990-91 | 15 | 15 | .500 | 8 | 10 | .444 | 7 | 11-6 | 4-9 | 0-0 | Steve Yoder |
| 1991-92 | 13 | 18 | .419 | 4 | 14 | .222 | 9 | 11-6 | 1-10 | 1-2 | Steve Yoder |
| 1992-93 | 14 | 14 | .500 | 7 | 11 | .389 | 8t | 11-6 | 3-8 | 0-0 | Stu Jackson |
| 1993-94 | 18 | 11 | .621 | 8 | 10 | .444 | 7 | 14-2 | 3-8 | 1-1 | Stu Jackson |
| 1994-95 | 13 | 14 | .481 | 7 | 11 | .389 | 9 | 11-4 | 2-10 | 0-0 | Stan Van Gundy |
| 1995-96 | 18 | 14 | .563 | 9 | 9 | .500 | 8 | 14-4 | 3-8 | 1-2 | Dick Bennett |
| 1996-97 | 18 | 10 | .643 | 11 | 7 | .611 | 4t | 12-2 | 5-7 | 1-1 | Dick Bennett |
| 1997-98 | 12 | 19 | .387 | 3 | 13 | .188 | 9t | 7-8 | 2-9 | 3-2 | Dick Bennett |
| 1998-99 | 22 | 10 | .688 | 9 | 7 | .563 | 3t | 11-2 | 8-5 | 3-3 | Dick Bennett |
| 1999-00 | 22 | 14 | .611 | 8 | 8 | .500 | 6 | 11-3 | 4-9 | 7-2 | Dick Bennett |
| 2000-01 | 18 | 11 | .621 | 9 | 7 | .563 | 5 | 12-2 | 5-7 | 1-2 | Brad Soderberg |
| 2001-02 | 19 | 13 | .594 | 11 | 5 | .688 | 1t | 12-1 | 6-8 | 1-4 | Bo Ryan |
| 2002-03 | 24 | 8 | .750 | 12 | 4 | .750 | 1 | 16-1 | 6-5 | 2-2 | Bo Ryan |
| 2003-04 | 25 | 7 | .781 | 12 | 4 | .750 | 2t | 15-0 | 5-6 | 5-1 | Bo Ryan |
| 2004-05 | 25 | 9 | .735 | 11 | 5 | .688 | 3 | 15-1 | 5-6 | 5-2 | Bo Ryan |
| 2005-06 | 19 | 12 | .613 | 9 | 7 | .563 | 4t | 14-2 | 2-8 | 3-2 | Bo Ryan |
| 2006-07 | 30 | 6 | .833 | 13 | 3 | .813 | 2 | 19-0 | 7-3 | 4-3 | Bo Ryan |
| 2007-08 | 31 | 5 | .861 | 16 | 2 | .888 | 1 | 16-2 | 10-2 | 5-1 | Bo Ryan |
| 2008-09 | 20 | 13 | .606 | 10 | 8 | .556 | 4t | 13-3 | 4-7 | 3-3 | Bo Ryan |
| 2009-10 | 24 | 9 | .727 | 13 | 5 | .722 | 4 | 16-1 | 5-5 | 3-3 | Bo Ryan |
| 2010-11 | 25 | 9 | .735 | 13 | 5 | .722 | 3 | 16-0 | 5-6 | 4-3 | Bo Ryan |
| 2011-12 | 26 | 10 | .722 | 12 | 6 | .667 | 4 | 14-4 | 7-4 | 5-2 | Bo Ryan |
| 2012-13 | 23 | 12 | .658 | 12 | 6 | .667 | 4 | 15-3 | 5-6 | 3-3 | Bo Ryan |
| 2013-14 | 30 | 8 | .789 | 12 | 6 | .667 | 2t | 14-3 | 8-3 | 8-2 | Bo Ryan |
| 2014-15 | 36 | 4 | .900 | 16 | 2 | .889 | 1 | 15-1 | 10-2 | 11-1 | Bo Ryan |
| 2015-16 | 22 | 13 | .629 | 12 | 6 | .667 | 3t | 13-5 | 6-5 | 3-3 | Greg Gard |
| 2016-17 | 27 | 10 | .730 | 12 | 6 | .667 | 2t | 15-2 | 5-5 | 7-3 | Greg Gard |
| 2017-18 | 15 | 18 | .455 | 7 | 11 | .389 | 9 | 11-7 | 3-8 | 1-3 | Greg Gard |
| 2018-19 | 23 | 11 | .676 | 14 | 6 | .700 | 4 | 12-3 | 8-5 | 3-3 | Greg Gard |
| 2019-20 | 21 | 10 | .677 | 14 | 6 | .700 | 1t | 15-1 | 6-6 | 0-3 | Greg Gard |
| 2020-21 | 18 | 13 | .581 | 10 | 10 | .500 | 6t | 11-5 | 5-6 | 2-2 | Greg Gard |
| 2021-22 | 25 | 8 | .758 | 15 | 5 | .750 | 1t | 12-4 | 9-2 | 4-2 | Greg Gard |
| TOTAL | 1681 | 1241 | .575 | 860 | 860 | .500 | | 1070-408 | 465-735 | 149-99 | |

Year-by-Year Statistics

| Year | G | FG | FGA | PCT | 3P | 3PA | PCT | FT | FTA | PCT | REB | AVG | A | TO | BK | ST | PTS | AVG |
|---------|--------------------|-----|------|------|----|-----|-----|-----|-----|------|------|------|-----|----|----|----|------|------|
| 1946-47 | 22 | 453 | 1590 | .285 | -- | -- | -- | 322 | 522 | .617 | -- | -- | -- | -- | -- | -- | 1228 | 55.8 |
| Opp. | 22 | 445 | 1796 | .248 | -- | -- | -- | 276 | 481 | .574 | -- | -- | -- | -- | -- | -- | 1166 | 53.0 |
| 1947-48 | 20 | 375 | 1407 | .267 | -- | -- | -- | 297 | 460 | .646 | -- | -- | -- | -- | -- | -- | 1047 | 52.4 |
| Opp. | 20 | 404 | 1461 | .277 | -- | -- | -- | 260 | 430 | .605 | -- | -- | -- | -- | -- | -- | 1068 | 53.4 |
| 1948-49 | 22 | 417 | 1499 | .278 | -- | -- | -- | 352 | 575 | .612 | -- | -- | -- | -- | -- | -- | 1186 | 53.9 |
| Opp. | Records Incomplete | | | | | | | | | | | | | | | | | |
| 1949-50 | 22 | 476 | 1631 | .292 | -- | -- | -- | 326 | 565 | .577 | -- | -- | -- | -- | -- | -- | 1278 | 58.1 |
| Opp. | 22 | 463 | 1677 | .276 | -- | -- | -- | 231 | 393 | .588 | -- | -- | -- | -- | -- | -- | 1157 | 52.6 |
| 1950-51 | 22 | 456 | 1502 | .304 | -- | -- | -- | 338 | 561 | .603 | 1099 | 49.9 | 306 | -- | -- | -- | 1250 | 56.8 |
| Opp. | 22 | 498 | 1710 | .291 | -- | -- | -- | 256 | 429 | .598 | -- | -- | -- | -- | -- | -- | 1252 | 56.9 |
| 1951-52 | 22 | 450 | 1518 | .296 | -- | -- | -- | 380 | 574 | .662 | 930 | 42.3 | 267 | -- | -- | -- | 1280 | 58.1 |
| Opp. | 22 | 519 | 1595 | .326 | -- | -- | -- | 312 | 480 | .650 | 919 | 41.8 | 247 | -- | -- | -- | 1310 | 59.6 |
| 1952-53 | 22 | 486 | 1497 | .326 | -- | -- | -- | 473 | 717 | .660 | -- | -- | -- | -- | -- | -- | 1447 | 65.8 |
| Opp. | 22 | 469 | 1562 | .300 | -- | -- | -- | 413 | 659 | .627 | -- | -- | -- | -- | -- | -- | 1361 | 61.9 |
| 1953-54 | 22 | 504 | 1409 | .358 | -- | -- | -- | 486 | 695 | .699 | 745 | 33.9 | -- | -- | -- | -- | 1494 | 67.9 |
| Opp. | 22 | 469 | 1522 | .309 | -- | -- | -- | 455 | 716 | .635 | -- | -- | -- | -- | -- | -- | 1393 | 63.3 |
| 1954-55 | 22 | 541 | 1463 | .370 | -- | -- | -- | 495 | 693 | .714 | 793 | 36.1 | -- | -- | -- | -- | 1577 | 71.7 |
| Opp. | 22 | 574 | 1492 | .385 | -- | -- | -- | 450 | 647 | .695 | 737 | 33.5 | -- | -- | -- | -- | 1598 | 72.6 |
| 1955-56 | 22 | 550 | 1500 | .367 | -- | -- | -- | 430 | 653 | .659 | 973 | 44.2 | -- | -- | -- | -- | 1530 | 69.5 |
| Opp. | 22 | 570 | 1505 | .379 | -- | -- | -- | 455 | 678 | .671 | 928 | 42.2 | -- | -- | -- | -- | 1595 | 72.5 |
| 1956-57 | 22 | 510 | 1491 | .342 | -- | -- | -- | 296 | 501 | .591 | 862 | 39.2 | -- | -- | -- | -- | 1316 | 59.8 |
| Opp. | 22 | 563 | 1526 | .369 | -- | -- | -- | 385 | 580 | .664 | 982 | 44.6 | -- | -- | -- | -- | 1511 | 68.7 |
| 1957-58 | 22 | 555 | 1551 | .358 | -- | -- | -- | 272 | 434 | .627 | 842 | 38.3 | -- | -- | -- | -- | 1382 | 62.8 |
| Opp. | 22 | 579 | 1600 | .362 | -- | -- | -- | 369 | 546 | .676 | 957 | 43.5 | -- | -- | -- | -- | 1527 | 69.4 |
| 1958-59 | 22 | 523 | 1526 | .343 | -- | -- | -- | 330 | 579 | .569 | 935 | 42.5 | -- | -- | -- | -- | 1376 | 62.6 |
| Opp. | 22 | 700 | 1637 | .428 | -- | -- | -- | 343 | 518 | .662 | 1187 | 53.9 | -- | -- | -- | -- | 1743 | 79.2 |
| 1959-60 | 24 | 710 | 1723 | .412 | -- | -- | -- | 323 | 500 | .646 | 1031 | 42.9 | -- | -- | -- | -- | 1743 | 72.6 |
| Opp. | 24 | 781 | 1810 | .431 | -- | -- | -- | 375 | 577 | .649 | 1149 | 47.9 | -- | -- | -- | -- | 1935 | 80.6 |
| 1960-61 | 24 | 679 | 1753 | .387 | -- | -- | -- | 338 | 538 | .628 | 1122 | 46.8 | -- | -- | -- | -- | 1696 | 70.7 |
| Opp. | 24 | 702 | 1727 | .407 | -- | -- | -- | 396 | 599 | .661 | 1104 | 46.0 | -- | -- | -- | -- | 1800 | 75.0 |
| 1961-62 | 24 | 793 | 1812 | .437 | -- | -- | -- | 446 | 666 | .670 | 1177 | 49.1 | -- | -- | -- | -- | 2032 | 84.7 |
| Opp. | 24 | 745 | 1801 | .414 | -- | -- | -- | 421 | 609 | .692 | 1096 | 45.7 | -- | -- | -- | -- | 1911 | 79.6 |
| 1962-63 | 24 | 727 | 1652 | .440 | -- | -- | -- | 348 | 526 | .662 | 1196 | 49.8 | -- | -- | -- | -- | 1802 | 75.1 |
| Opp. | 24 | 694 | 1805 | .385 | -- | -- | -- | 336 | 514 | .654 | 1064 | 44.3 | -- | -- | -- | -- | 1720 | 71.7 |
| 1963-64 | 24 | 780 | 1915 | .407 | -- | -- | -- | 407 | 612 | .665 | 1173 | 48.9 | -- | -- | -- | -- | 1967 | 81.9 |
| Opp. | 24 | 832 | 1839 | .452 | -- | -- | -- | 418 | 606 | .690 | 1297 | 54.1 | -- | -- | -- | -- | 2082 | 86.8 |

| Year | G | FG | FGA | PCT | 3P | 3PA | PCT | FT | FTA | PCT | REB | AVG | A | TO | BK | ST | PTS | AVG |
|---------|----|-----|------|------|----|-----|------|-----|-----|------|------|------|-----|-----|-----|-----|------|------|
| 1964-65 | 22 | 680 | 1587 | .429 | -- | -- | -- | 343 | 536 | .640 | 969 | 44.1 | -- | -- | -- | -- | 1703 | 77.4 |
| Opp. | 22 | 673 | 1580 | .426 | -- | -- | -- | 410 | 565 | .726 | 1082 | 49.2 | -- | -- | -- | -- | 1756 | 79.8 |
| 1965-66 | 24 | 725 | 1665 | .435 | -- | -- | -- | 398 | 588 | .676 | 1075 | 44.8 | -- | -- | -- | -- | 1848 | 77.0 |
| Opp. | 24 | 745 | 1790 | .416 | -- | -- | -- | 426 | 599 | .724 | 1152 | 48.0 | -- | -- | -- | -- | 1916 | 79.5 |
| 1966-67 | 24 | 753 | 1738 | .433 | -- | -- | -- | 457 | 658 | .695 | 1207 | 50.3 | -- | -- | -- | -- | 1963 | 81.8 |
| Opp. | 24 | 772 | 1810 | .427 | -- | -- | -- | 415 | 638 | .651 | 1217 | 50.7 | -- | -- | -- | -- | 1959 | 81.6 |
| 1967-68 | 24 | 750 | 1687 | .445 | -- | -- | -- | 422 | 632 | .668 | 1136 | 47.3 | -- | -- | -- | -- | 1922 | 80.1 |
| Opp. | 24 | 732 | 1702 | .430 | -- | -- | -- | 411 | 563 | .730 | 1085 | 45.2 | -- | -- | -- | -- | 1875 | 78.1 |
| 1968-69 | 24 | 633 | 1591 | .398 | -- | -- | -- | 424 | 617 | .687 | 1091 | 45.5 | -- | -- | -- | -- | 1690 | 70.4 |
| Opp. | 24 | 608 | 1461 | .416 | -- | -- | -- | 476 | 688 | .692 | 1079 | 44.9 | -- | -- | -- | -- | 1692 | 70.5 |
| 1969-70 | 24 | 707 | 1672 | .423 | -- | -- | -- | 429 | 609 | .704 | 1142 | 47.6 | -- | -- | -- | -- | 1843 | 76.8 |
| Opp. | 24 | 727 | 1669 | .436 | -- | -- | -- | 483 | 687 | .703 | 1118 | 46.6 | -- | -- | -- | -- | 1937 | 80.7 |
| 1970-71 | 24 | 792 | 1831 | .433 | -- | -- | -- | 463 | 658 | .704 | 1268 | 52.8 | -- | -- | -- | -- | 2047 | 86.3 |
| Opp. | 24 | 805 | 1820 | .442 | -- | -- | -- | 417 | 600 | .695 | 1164 | 48.5 | -- | -- | -- | -- | 2027 | 84.5 |
| 1971-72 | 24 | 747 | 1714 | .436 | -- | -- | -- | 427 | 613 | .697 | 1160 | 48.3 | -- | -- | -- | -- | 1921 | 80.0 |
| Opp. | 24 | 664 | 1514 | .439 | -- | -- | -- | 446 | 685 | .651 | 1082 | 45.1 | -- | -- | -- | -- | 1774 | 73.9 |
| 1972-73 | 24 | 740 | 1725 | .429 | -- | -- | -- | 326 | 487 | .669 | 1245 | 51.9 | -- | -- | -- | -- | 1806 | 75.3 |
| Opp. | 24 | 732 | 1809 | .405 | -- | -- | -- | 332 | 494 | .672 | 1140 | 47.5 | -- | -- | -- | -- | 1796 | 74.8 |
| 1973-74 | 24 | 766 | 1680 | .456 | -- | -- | -- | 295 | 422 | .699 | 1169 | 48.7 | 378 | -- | -- | -- | 1827 | 76.1 |
| Opp. | 24 | 653 | 1574 | .415 | -- | -- | -- | 270 | 391 | .690 | 914 | 38.0 | 277 | -- | -- | -- | 1576 | 65.7 |
| 1974-75 | 26 | 759 | 1818 | .417 | -- | -- | -- | 335 | 482 | .695 | 1104 | 42.5 | 430 | -- | -- | -- | 1853 | 71.3 |
| Opp. | 26 | 814 | 1711 | .476 | -- | -- | -- | 398 | 557 | .715 | 1158 | 44.5 | 515 | -- | -- | -- | 2026 | 77.9 |
| 1975-76 | 26 | 783 | 1808 | .433 | -- | -- | -- | 431 | 600 | .718 | 1131 | 43.5 | 448 | -- | -- | -- | 1997 | 76.8 |
| Opp. | 26 | 836 | 1825 | .458 | -- | -- | -- | 467 | 656 | .712 | 1241 | 47.7 | 488 | -- | -- | -- | 2139 | 82.3 |
| 1976-77 | 27 | 737 | 1738 | .424 | -- | -- | -- | 387 | 572 | .677 | 1132 | 41.9 | 338 | -- | -- | -- | 1861 | 68.9 |
| Opp. | 27 | 800 | 1758 | .455 | -- | -- | -- | 398 | 561 | .709 | 1100 | 40.7 | 405 | -- | -- | -- | 1998 | 74.0 |
| 1977-78 | 27 | 758 | 1735 | .437 | -- | -- | -- | 397 | 592 | .671 | 1075 | 39.8 | 340 | 494 | 59 | 155 | 1913 | 70.9 |
| Opp. | 27 | 794 | 1618 | .491 | -- | -- | -- | 451 | 627 | .719 | 1009 | 37.4 | 381 | 511 | 94 | 129 | 2039 | 75.5 |
| 1978-79 | 27 | 760 | 1728 | .440 | -- | -- | -- | 363 | 545 | .666 | 1048 | 38.8 | 377 | 495 | 66 | 203 | 1883 | 69.7 |
| Opp. | 27 | 776 | 1604 | .484 | -- | -- | -- | 433 | 603 | .718 | 993 | 36.8 | 427 | 528 | 112 | 147 | 1985 | 73.5 |
| 1979-80 | 29 | 783 | 1666 | .470 | -- | -- | -- | 457 | 638 | .716 | 1062 | 36.6 | 380 | 513 | 65 | 151 | 2023 | 69.8 |
| Opp. | 29 | 749 | 1620 | .462 | -- | -- | -- | 413 | 578 | .715 | 923 | 31.8 | 335 | 510 | 93 | 164 | 1911 | 65.9 |
| 1980-81 | 27 | 690 | 1498 | .461 | -- | -- | -- | 376 | 558 | .667 | 898 | 32.9 | 339 | 455 | 64 | 151 | 1756 | 65.5 |
| Opp. | 27 | 718 | 1446 | .498 | -- | -- | -- | 410 | 587 | .700 | 882 | 32.7 | 330 | 462 | 58 | 185 | 1846 | 68.9 |
| 1981-82 | 27 | 721 | 1664 | .433 | -- | -- | -- | 293 | 426 | .688 | 911 | 33.8 | 351 | 450 | 83 | 154 | 1735 | 64.3 |
| Opp. | 27 | 768 | 1502 | .511 | -- | -- | -- | 452 | 645 | .701 | 984 | 36.4 | 379 | 472 | 78 | 153 | 1988 | 73.7 |
| 1982-83 | 28 | 739 | 1678 | .440 | 68 | 324 | .324 | 314 | 433 | .725 | 901 | 32.2 | 351 | 409 | 91 | 160 | 1813 | 64.8 |
| Opp. | 28 | 771 | 1571 | .491 | 68 | 441 | .441 | 421 | 593 | .710 | 1025 | 36.6 | 381 | 451 | 112 | 157 | 1994 | 71.2 |
| 1983-84 | 28 | 743 | 1579 | .471 | -- | -- | -- | 413 | 545 | .758 | 833 | 29.8 | 403 | 379 | 45 | 146 | 1899 | 66.0 |
| Opp. | 28 | 791 | 1447 | .547 | -- | -- | -- | 417 | 590 | .707 | 855 | 30.5 | 459 | 433 | 77 | 178 | 1999 | 71.4 |

| Year | G | FG | FGA | PCT | 3P | 3PA | PCT | FT | FTA | PCT | REB | AVG | A | TO | BK | ST | PTS | AVG |
|---------|----|-----|------|------|-----|-----|------|-----|-----|------|------|------|-----|-----|-----|-----|------|------|
| 1984-85 | 28 | 803 | 1646 | .488 | -- | -- | -- | 361 | 496 | .728 | 900 | 32.1 | 456 | 374 | 61 | 149 | 1967 | 70.3 |
| Opp. | 28 | 807 | 1659 | .486 | -- | -- | -- | 399 | 555 | .719 | 965 | 34.5 | 426 | 392 | 60 | 162 | 2013 | 71.9 |
| 1985-86 | 28 | 814 | 1686 | .483 | -- | -- | -- | 368 | 502 | .733 | 892 | 31.9 | 442 | 382 | 51 | 181 | 1996 | 71.3 |
| Opp. | 28 | 846 | 1637 | .517 | -- | -- | -- | 399 | 541 | .738 | 947 | 33.8 | 412 | 418 | 74 | 169 | 2091 | 74.7 |
| 1986-87 | 31 | 813 | 1696 | .479 | 160 | 358 | .447 | 407 | 596 | .683 | 982 | 31.7 | 506 | 482 | 83 | 185 | 2193 | 70.7 |
| Opp. | 31 | 846 | 1793 | .472 | 87 | 233 | .373 | 434 | 636 | .682 | 1087 | 35.1 | 479 | 451 | 84 | 234 | 2213 | 71.4 |
| 1987-88 | 28 | 710 | 1539 | .461 | 126 | 292 | .432 | 387 | 569 | .680 | 841 | 30.0 | 442 | 429 | 68 | 196 | 1933 | 69.0 |
| Opp. | 28 | 784 | 1585 | .495 | 108 | 264 | .409 | 408 | 560 | .729 | 968 | 34.6 | 462 | 461 | 84 | 199 | 2084 | 74.4 |
| 1988-89 | 30 | 774 | 1546 | .501 | 146 | 326 | .448 | 406 | 606 | .670 | 859 | 28.6 | 450 | 401 | 86 | 220 | 2100 | 70.0 |
| Opp. | 30 | 699 | 1503 | .465 | 105 | 267 | .393 | 438 | 606 | .723 | 885 | 29.5 | 367 | 470 | 71 | 162 | 1941 | 64.7 |
| 1989-90 | 31 | 744 | 1558 | .478 | 121 | 311 | .408 | 416 | 642 | .648 | 933 | 30.1 | 445 | 450 | 78 | 195 | 2031 | 65.5 |
| Opp. | 31 | 721 | 1591 | .453 | 117 | 313 | .374 | 445 | 622 | .715 | 951 | 30.7 | 363 | 440 | 59 | 189 | 2004 | 64.6 |
| 1990-91 | 30 | 743 | 1476 | .503 | 186 | 450 | .413 | 451 | 661 | .682 | 900 | 30.0 | 469 | 482 | 96 | 160 | 2123 | 70.8 |
| Opp. | 30 | 801 | 1701 | .471 | 134 | 370 | .362 | 358 | 517 | .693 | 893 | 29.8 | 410 | 386 | 62 | 221 | 2094 | 69.8 |
| 1991-92 | 31 | 792 | 1689 | .469 | 179 | 420 | .426 | 463 | 682 | .679 | 966 | 31.2 | 416 | 456 | 153 | 208 | 2226 | 71.8 |
| Opp. | 31 | 790 | 1697 | .466 | 124 | 327 | .379 | 503 | 689 | .730 | 1036 | 33.4 | 417 | 493 | 101 | 217 | 2207 | 71.2 |
| 1992-93 | 28 | 793 | 1754 | .452 | 219 | 570 | .384 | 341 | 519 | .676 | 910 | 32.5 | 408 | 414 | 90 | 214 | 2156 | 77.0 |
| Opp. | 28 | 755 | 1599 | .472 | 104 | 315 | .330 | 504 | 681 | .740 | 1043 | 37.3 | 375 | 506 | 89 | 194 | 2118 | 75.6 |
| 1993-94 | 29 | 816 | 1755 | .465 | 225 | 609 | .369 | 402 | 599 | .671 | 1090 | 37.6 | 472 | 449 | 135 | 201 | 2259 | 77.9 |
| Opp. | 29 | 736 | 1754 | .420 | 156 | 466 | .335 | 471 | 667 | .706 | 1055 | 36.4 | 383 | 442 | 83 | 241 | 2099 | 72.4 |
| 1994-95 | 27 | 672 | 1611 | .417 | 186 | 561 | .332 | 440 | 687 | .640 | 1062 | 39.3 | 343 | 448 | 103 | 172 | 1970 | 73.0 |
| Opp. | 27 | 661 | 1612 | .410 | 140 | 441 | .317 | 472 | 696 | .678 | 1061 | 39.3 | 328 | 428 | 86 | 181 | 1934 | 71.6 |
| 1995-96 | 32 | 726 | 1672 | .434 | 189 | 551 | .343 | 473 | 680 | .696 | 1071 | 33.5 | 415 | 486 | 91 | 201 | 2114 | 66.1 |
| Opp. | 32 | 733 | 1704 | .430 | 199 | 564 | .353 | 408 | 610 | .669 | 1051 | 32.8 | 408 | 488 | 118 | 225 | 2073 | 64.8 |
| 1996-97 | 28 | 570 | 1391 | .410 | 137 | 406 | .337 | 377 | 569 | .663 | 951 | 34.0 | 332 | 422 | 97 | 187 | 1654 | 59.1 |
| Opp. | 28 | 502 | 1329 | .378 | 128 | 408 | .314 | 416 | 612 | .680 | 885 | 31.6 | 236 | 437 | 73 | 195 | 1548 | 55.3 |
| 1997-98 | 31 | 644 | 1579 | .408 | 130 | 438 | .297 | 459 | 652 | .704 | 996 | 32.1 | 348 | 431 | 95 | 189 | 1877 | 60.5 |
| Opp. | 31 | 643 | 1513 | .425 | 197 | 553 | .356 | 457 | 689 | .663 | 1034 | 33.4 | 354 | 482 | 98 | 186 | 1940 | 62.6 |
| 1998-99 | 32 | 685 | 1573 | .435 | 204 | 572 | .357 | 413 | 558 | .740 | 948 | 29.6 | 433 | 377 | 78 | 224 | 1967 | 62.1 |
| Opp. | 32 | 613 | 1504 | .408 | 161 | 487 | .331 | 379 | 564 | .672 | 993 | 31.0 | 313 | 486 | 88 | 159 | 1766 | 55.2 |
| 1999-00 | 36 | 765 | 1793 | .427 | 207 | 602 | .344 | 420 | 617 | .681 | 1107 | 30.8 | 478 | 408 | 102 | 236 | 2157 | 59.9 |
| Opp. | 36 | 683 | 1720 | .397 | 189 | 551 | .343 | 452 | 652 | .693 | 1173 | 32.6 | 361 | 513 | 98 | 177 | 2007 | 55.8 |
| 2000-01 | 29 | 575 | 1349 | .426 | 174 | 477 | .365 | 399 | 568 | .702 | 869 | 30.0 | 358 | 337 | 68 | 172 | 1723 | 59.4 |
| Opp. | 29 | 560 | 1364 | .411 | 158 | 485 | .326 | 363 | 514 | .706 | 858 | 29.6 | 286 | 367 | 89 | 138 | 1641 | 56.6 |
| 2001-02 | 32 | 731 | 1675 | .436 | 211 | 593 | .356 | 471 | 655 | .719 | 1032 | 32.2 | 407 | 414 | 60 | 188 | 2144 | 67.0 |
| Opp. | 32 | 778 | 1707 | .456 | 192 | 551 | .348 | 353 | 515 | .685 | 1038 | 32.4 | 398 | 436 | 98 | 209 | 2101 | 65.7 |
| 2002-03 | 32 | 798 | 1723 | .463 | 201 | 563 | .357 | 453 | 619 | .732 | 1045 | 32.7 | 423 | 334 | 88 | 221 | 2250 | 70.3 |
| Opp. | 32 | 723 | 1675 | .432 | 158 | 473 | .334 | 295 | 410 | .720 | 984 | 30.8 | 354 | 440 | 84 | 150 | 1899 | 59.3 |
| 2003-04 | 32 | 754 | 1687 | .447 | 190 | 564 | .337 | 492 | 684 | .719 | 1049 | 32.8 | 425 | 320 | 90 | 220 | 2190 | 68.4 |
| Opp. | 32 | 671 | 1594 | .421 | 144 | 433 | .333 | 337 | 483 | .698 | 967 | 30.2 | 320 | 452 | 90 | 165 | 1823 | 57.0 |

| Year | G | FG | FGA | PCT | 3P | 3PA | PCT | FT | FTA | PCT | REB | AVG | A | TO | BK | ST | PTS | AVG |
|---------|----|------|------|------|-----|-----|------|-----|-----|------|------|------|-----|-----|-----|-----|------|------|
| 2004-05 | 34 | 788 | 1789 | .440 | 250 | 640 | .391 | 464 | 685 | .677 | 1176 | 34.6 | 444 | 389 | 62 | 179 | 2290 | 67.4 |
| Opp. | 34 | 767 | 1805 | .425 | 172 | 575 | .299 | 341 | 504 | .677 | 1054 | 31.0 | 397 | 404 | 99 | 190 | 2047 | 60.2 |
| 2005-06 | 31 | 776 | 1796 | .432 | 199 | 573 | .347 | 454 | 684 | .664 | 1124 | 26.3 | 421 | 359 | 104 | 165 | 2205 | 71.1 |
| Opp. | 31 | 737 | 1727 | .427 | 182 | 535 | .340 | 379 | 542 | .699 | 1070 | 34.5 | 363 | 422 | 87 | 191 | 2035 | 65.6 |
| 2006-07 | 36 | 867 | 1886 | .460 | 210 | 597 | .352 | 583 | 848 | .688 | 1258 | 34.9 | 494 | 407 | 116 | 207 | 2527 | 70.2 |
| Opp. | 36 | 768 | 1875 | .410 | 201 | 584 | .344 | 346 | 526 | .658 | 1094 | 30.4 | 378 | 514 | 104 | 200 | 2083 | 57.9 |
| 2007-08 | 36 | 841 | 1872 | .449 | 212 | 596 | .356 | 527 | 747 | .705 | 1292 | 35.9 | 455 | 438 | 120 | 221 | 2421 | 67.2 |
| Opp. | 36 | 719 | 1879 | .383 | 194 | 620 | .313 | 326 | 477 | .683 | 1088 | 30.2 | 360 | 491 | 102 | 226 | 1958 | 54.4 |
| 2008-09 | 33 | 735 | 1686 | .436 | 213 | 592 | .360 | 423 | 583 | .726 | 1020 | 30.9 | 393 | 330 | 86 | 163 | 2106 | 63.8 |
| Opp. | 33 | 700 | 1593 | .439 | 158 | 486 | .325 | 390 | 543 | .718 | 941 | 28.5 | 343 | 386 | 81 | 143 | 1948 | 59.0 |
| 2009-10 | 33 | 776 | 1750 | .443 | 246 | 690 | .357 | 416 | 568 | .732 | 1056 | 32.0 | 412 | 289 | 113 | 187 | 2214 | 67.1 |
| Opp. | 33 | 673 | 1586 | .424 | 138 | 402 | .343 | 394 | 572 | .689 | 1002 | 30.4 | 314 | 396 | 74 | 148 | 1878 | 56.9 |
| 2010-11 | 34 | 798 | 1808 | .441 | 278 | 744 | .374 | 436 | 533 | .818 | 1088 | 32.0 | 442 | 258 | 105 | 121 | 2310 | 67.9 |
| Opp. | 34 | 705 | 1647 | .428 | 179 | 484 | .370 | 403 | 542 | .744 | 968 | 28.5 | 325 | 329 | 61 | 133 | 1992 | 58.6 |
| 2011-12 | 36 | 797 | 1875 | .425 | 285 | 775 | .368 | 425 | 575 | .739 | 1207 | 33.5 | 428 | 320 | 126 | 181 | 2304 | 64.0 |
| Opp. | 36 | 708 | 1819 | .389 | 129 | 439 | .294 | 370 | 542 | .683 | 1123 | 31.2 | 286 | 388 | 84 | 154 | 1915 | 53.2 |
| 2012-13 | 35 | 823 | 1959 | .420 | 259 | 784 | .330 | 369 | 582 | .634 | 1287 | 36.8 | 465 | 342 | 153 | 200 | 2274 | 65.0 |
| Opp. | 35 | 744 | 1890 | .394 | 136 | 470 | .289 | 334 | 485 | .689 | 1163 | 33.2 | 300 | 392 | 85 | 198 | 1958 | 55.9 |
| 2013-14 | 38 | 927 | 2018 | .459 | 297 | 790 | .376 | 642 | 861 | .746 | 1266 | 33.3 | 468 | 307 | 127 | 183 | 2793 | 73.5 |
| Opp. | 38 | 915 | 2134 | .429 | 184 | 540 | .341 | 418 | 579 | .722 | 1212 | 31.9 | 364 | 370 | 105 | 161 | 2432 | 64.0 |
| 2014-15 | 40 | 1014 | 2115 | .479 | 288 | 790 | .365 | 584 | 765 | .763 | 1338 | 33.5 | 504 | 296 | 127 | 174 | 2900 | 72.5 |
| Opp. | 40 | 896 | 2092 | .428 | 202 | 538 | .375 | 333 | 469 | .710 | 1106 | 27.7 | 359 | 378 | 84 | 163 | 2327 | 58.2 |
| 2015-16 | 35 | 816 | 1917 | .426 | 229 | 656 | .349 | 512 | 728 | .703 | 1228 | 35.1 | 400 | 386 | 114 | 205 | 2373 | 67.8 |
| Opp. | 35 | 794 | 1862 | .426 | 201 | 539 | .373 | 444 | 626 | .709 | 1121 | 32.0 | 371 | 419 | 116 | 190 | 2233 | 63.8 |
| 2016-17 | 37 | 971 | 2136 | .455 | 283 | 789 | .359 | 453 | 703 | .644 | 1376 | 37.2 | 503 | 411 | 131 | 250 | 2678 | 72.4 |
| Opp. | 37 | 822 | 1993 | .412 | 251 | 667 | .376 | 413 | 559 | .739 | 1144 | 30.9 | 376 | 472 | 115 | 197 | 2308 | 62.4 |
| 2017-18 | 33 | 793 | 1770 | .448 | 216 | 644 | .335 | 404 | 578 | .699 | 1008 | 30.5 | 411 | 353 | 117 | 180 | 2206 | 66.8 |
| Opp. | 33 | 798 | 1740 | .459 | 185 | 528 | .350 | 396 | 526 | .753 | 1023 | 31.0 | 378 | 386 | 122 | 175 | 2177 | 66.0 |
| 2018-19 | 34 | 874 | 1945 | .449 | 241 | 672 | .359 | 344 | 531 | .648 | 1197 | 35.2 | 430 | 328 | 140 | 177 | 2333 | 68.6 |
| Opp. | 34 | 774 | 1950 | .397 | 215 | 682 | .315 | 336 | 503 | .668 | 1206 | 35.5 | 352 | 386 | 138 | 176 | 2099 | 61.7 |
| 2019-20 | 31 | 730 | 1718 | .425 | 269 | 764 | .352 | 353 | 462 | .764 | 1051 | 33.9 | 373 | 309 | 114 | 138 | 2082 | 67.2 |
| Opp. | 31 | 717 | 1747 | .410 | 188 | 568 | .331 | 305 | 442 | .690 | 1070 | 34.5 | 343 | 339 | 92 | 154 | 1927 | 62.2 |
| 2020-21 | 31 | 767 | 1805 | .425 | 269 | 737 | .365 | 364 | 474 | .768 | 1041 | 33.6 | 414 | 280 | 123 | 175 | 2167 | 69.9 |
| Opp. | 31 | 729 | 1726 | .422 | 194 | 579 | .335 | 351 | 491 | .715 | 1084 | 35.0 | 385 | 356 | 115 | 135 | 2003 | 64.6 |
| 2021-22 | 33 | 815 | 1931 | .422 | 213 | 696 | .306 | 465 | 626 | .743 | 1156 | 35.0 | 365 | 287 | 97 | 175 | 2308 | 69.9 |
| Opp. | 33 | 813 | 1870 | .435 | 204 | 628 | .325 | 347 | 508 | .683 | 1150 | 34.8 | 381 | 377 | 109 | 155 | 2177 | 66.0 |

Wisconsin Basketball Through The Years

The Wisconsin men's basketball program begins its 125th season in 2022-23. Following is a chronological list of highlights from the first 124 years of UW basketball.

1898-1899

February, 1898 – Six years after the advent of the new sport of basketball, Bob Burdick, John Mapel, Carl Sillman, Paul Stover and Captain Walter Hirschberg make up the first Wisconsin Badger basketball team. Dr. J.C. Elsom is the first UW coach.

January 21, 1899 – Wisconsin plays its first-ever game and falls to the Milwaukee Normal Alumni, 25-15, in Milwaukee.

March 4, 1899 – The Badgers play their first home game at the Red Gym (link to Red Gym). The Milwaukee Normal Alumni edge Wisconsin, 13-10, and the Badgers finish their first season 0-3.

1900-1909

February 15, 1900 – The Wisconsin men's basketball team defeats Wayland Academy, 25-15, for the first victory in school history.

March, 1902 – After completing a 10-game schedule (all on the road), the Badgers finish the year with a 7-3 record, their first winning season.

December 2, 1904 – Emmett Angell coaches the Badgers for the first time and watches his team rout Sparta's Company C, 75-10. Christian Steinmetz scores 50 points in the victory to set a pre-modern, single-game scoring mark.

January, 1905 – The Badgers make their first road trip to the East and come home with a 2-6 mark after games in New Jersey, New York, Pennsylvania and Ohio.

Spring, 1905 – Christian Steinmetz finishes the season with 462 points, setting a Wisconsin season scoring mark that would stand for 61 years. Steinmetz is later named the Badgers' first All-American.

March 15, 1907 – Wisconsin defeats Purdue, 37-10, to secure an 11-3 record and a 6-2 mark in the Big Ten, earning the school's first Big Ten championship. The Badgers would share the title with both Chicago and Minnesota.

March 9, 1908 – The Badgers claim back-to-back Big Ten championships with a 27-14 win over Illinois, sharing the conference title with Chicago for the second consecutive season. Wisconsin finished 10-2 overall, including a 7-1 record in Big Ten play. Three days later on March 12, UW would lose to Chicago, 18-16, in a Big Ten title playoff game held in Madison.

December 19, 1908 – Wisconsin's third head coach, Haskell Noyes, watches his team dismantle Lawrence 53-13 in his first game at the helm. Noyes guided the Badgers to a 23-2 home-court record during his tenure.

1910-1919

December 9, 1911 – Wisconsin's fourth head coach Walter Meanwell coaches his first game at UW, a 31-18 win over Beloit.

March 16, 1912 – First-year coach Walter Meanwell, known as the "Little Doctor," guides the Badgers to a 32-21 win over Indiana, capping a perfect 12-0 Big Ten season and earning the school's third conference title. Wisconsin would share the championship with Purdue (10-0). The win over Indiana also completed an unbeaten season overall at 15-0. Years later, Wisconsin would be retroactively awarded the 1912 Helms Foundation National Championship.

March 1, 1913 – A 22-19 win over Purdue pushes Wisconsin to 11-0 during Big Ten play, giving the Badgers a second-consecutive conference championship, the fourth in program history. UW would finish the year 14-1, 11-1 in Big Ten action.

March 10, 1914 – The Badgers earn their third-consecutive Big Ten championship with a 27-13 win at Purdue, polishing off the team's second undefeated season in the last three years. UW finished a perfect 15-0 overall and 12-0 in the Big Ten. Later, the Helms Foundation would name the Badgers 1914 National Champions, becoming the fourth multi-year champion in NCAA history (along with Yale, Columbia and Chicago).

March 11, 1916 – Wisconsin closes the season with a 24-21 win at Northwestern, capping a 20-1 season and earning the school's third Helms Foundation National Championship. UW's school-record 20 wins would stand until 1999. The Badgers also went 11-1 in conference play, netting the sixth Big Ten championship in program history.

December 8, 1917 – Guy Lowman, Wisconsin's fifth head coach, guides the Badgers to a 26-21 home victory over Beloit in his UW debut.

March 16, 1918 – Despite dropping a 19-11 decision to Minnesota, first-year coach Guy Lowman's Badgers win the school's sixth Big Ten championship in 12 years. Wisconsin finishes the season 14-3 overall and 9-3 in the Big Ten.

1920-1929

Spring, 1920 – After a two-year appointment at University of Missouri, Walter "Doc" Meanwell returns to Wisconsin for his second stint as the head coach of the Badgers. Meanwell also presided over the Badgers from 1912-17.

March 8, 1921 – In his first year returning to the helm, Walter Meanwell leads Wisconsin to a 34-24 win over Ohio State helping the Badgers close the season with four consecutive wins and earn a share of the 1921 Big Ten championship. With a mark of 8-4 (13-4 overall), UW equaled Michigan and Purdue atop the standings for the programs eighth conference title.

March 12, 1923 – The Badgers win their final seven games of the season, including a 35-17 win over Indiana in the season finale. Wisconsin tied Iowa for the Big Ten championship with an 11-1 record, 12-3 overall.

March 15, 1924 – Wisconsin wins back-to-back Big Ten titles and becomes the conference's first school to win 10 Big Ten championships. UW trailed Chicago by one game going into the final contest of the season, but pulled out a 30-14 win over the Maroons to finish 8-4 in conference and earn a share of the title.

March 9, 1929 – Walter Meanwell wins his seventh and final Big Ten championship at Wisconsin as the Badgers wrap up a 15-2 season with a 19-15 win over Chicago. The Badgers won at least 10 Big Ten games (10-2) for the sixth time in school history, equaling Michigan atop the 1929 standings.

1930-1939

December 18, 1930 – The Badgers defeat Penn, 25-12, in the dedication game for the new Wisconsin Field House.

Spring, 1934 – Walter Meanwell retires from coaching after 22 seasons, including 20 at Wisconsin. Meanwell led the Badgers to seven Big Ten championships and posted a career record of 246-99 (.712) at UW. Following his coaching career, Meanwell would practice medicine in Madison until his death in 1953.

Fall, 1934 – Harold "Bud" Foster, a former All-America player for the Badgers, takes over as head coach. Foster will hold that position for 25 years, longer than any other basketball coach in school history.

November 30, 1934 – "Bud" Foster coaches his first game at UW, as the Badgers take down Franklin College, 34-11, at the UW Field House. Foster would win his first four games as head coach.

March 2, 1935 – In his first season as head coach, Harold "Bud" Foster leads the Badgers to a 48-25 win over Chicago to clinch Wisconsin's 12th Big Ten championship. The Badgers finished the season 9-3 (15-5 overall) in a tie with Purdue and Illinois atop the conference standings.

1940-1949

March 1, 1941 – With a 42-32 win over Minnesota, the Badgers close the regular season with 11 straight conference wins to finish 11-1 and claim their 13th Big Ten title. Team captain Gene Englund is named Big Ten MVP and would later earn All-America honors.

March 22, 1941 – Hosting the NCAA tournament Eastern Regional at the UW Field House, Wisconsin defeats Dartmouth, 51-50, and Pittsburgh, 36-30, in consecutive days to advance to the 1941 NCAA Championship Game in Kansas City, Mo. Gene Englund and John Kotz both score in double figures in each of the two games.

March 29, 1941 – The "Cinderella" Badgers, lower division finishers in the Big Ten just one year earlier, top Washington State, 39-34, at Municipal Arena in Kansas City, Mo. to win their first and only NCAA tournament championship. UW ends the season winning its final 15 games as John Kotz (12 points) is named tournament MVP.

Spring, 1942 – UW has the Big Ten MVP for the second straight season when John Kotz earns the award. Kotz also garners All-America kudos.

Feb. 24, 1947 – At halftime of a contest at Purdue the east bleachers of Lambert Fieldhouse collapsed. Three people were killed, 166 taken to hospitals and upwards of 250 were injured. Both teams had left the floor and the game was suspended and later completed at Evanston (Ill.) High School with a 72-60 UW win.

March, 1947 – The 15-5 Big Ten champion Badgers are invited to play in the NCAA Eastern Regionals in New York's Madison Square Garden. Wisconsin takes third place in the East by squeaking past Navy, 50-49, after losing the opener, 70-56, to CCNY.

February 9, 1948 – The Badgers register one of their greatest comeback wins against Michigan State. The Badgers were behind 10 points at halftime and came back to win, 51-39.

December 9, 1948 – Wisconsin sets a team record for field goal percentage defense, limiting Missouri to just .183 percent shooting. The Badgers would also hold Creighton to .183 percentage from the field later that season (January 8, 1949).

February 28, 1949 – Junior Don Rehfeldt takes 37 shots in a 70-47 trouncing of Iowa. Rehfeldt's 37 field goal attempts still stand as a single-game Wisconsin record.

1950-1959

Spring, 1950 – After being named the Big Ten's MVP, Don Rehfeldt becomes Wisconsin's last All-American until Alando Tucker in 2007. He finishes his career as the school's all-time leading scorer with 1,169 points. Rehfeldt is also picked second overall in the 1950 NBA Draft – the highest-selected Badger ever.

February 24, 1951 – The Badgers set what is still the school record for fewest points allowed in a modern-era game in a 35-29 victory over Michigan State.

January 3, 1953 – Center Paul Morrow grabs what remains a school-record 30 rebounds in a 50-46 victory over Purdue.

April 1, 1959 – Bud Foster resigns as head coach at the completion of 1958-59 season. John Erickson is handed the reins of the Badger basketball program after spending a year as an assistant coach at UW.

December 1, 1959 – The John Erickson era begins at Wisconsin with an 88-82 home loss to Butler. The Badgers would drop their first three games of 1959-60, before getting Erickson his first career win with an 85-67 win over Loyola (IL) on Dec. 12, 1959.

1960-1969

January 27, 1962 – Despite Boilermaker Terry Dischinger's UW Field House-record 50 points, the Badgers defeat Purdue 89-86.

March 3, 1962 – In his third season as head coach, John Erickson guides the Badgers in defeating a top-ranked Ohio State squad (86-67) that featured All-Americans John Havlicek and Jerry Lucas, as well as reserve forward Bob Knight. The powerful Buckeyes see their 47-game winning streak come to an end.

March 11, 1963 – After averaging 17.8 points and 8.9 rebounds per game, senior Ken Seibel earns the team's MVP award for the third-consecutive season. He remains the Badgers' only three-time MVP.

March 8, 1965 – Ken Barnes scores a school-record 42 points, along with 23 rebounds, in a 92-73 loss to Indiana. Barnes' mark would stand alone until Michael Finley matched it in December of 1994.

March 11, 1967 – With 12 seconds remaining in the season finale against Illinois, sophomore Chuck Nagle makes a layup to tie Christian Steinmetz as the school's single-season scoring leader with 462 points. Fouled on the play, Nagle converts the free throw and sets the record.

December 9, 1967 – The Badgers set a school single-game scoring record with a 120-82 win over SMU.

March 2, 1968 – Senior Joe Franklin pulls down a career-high 27 rebounds in a 104-84 victory over Purdue, marking his final game at the UW Field House. Franklin ends his collegiate career one week later having amassed 858 boards for what is still a school-record 11.9 average rebounds per game.

March 9, 1968 – Only one year after Chuck Nagle snaps Wisconsin's 62-year-old single-season scoring mark set by Christian Steinmetz, Joe Franklin registers 30 points in the season finale at Northwestern to finish the campaign with a school-best 544 points.

April 26, 1968 – Wisconsin names John Powless its eighth head coach following the withdrawal of Bob Knight from accepting the vacant position.

December 1, 1969 – John Powless coaches in his first game at UW, beating Ball State 88-74 in the team's regular-season debut. Powless finishes his career having coached the most Badgers who would be drafted into the NBA (9).

1970-1979

March 13, 1971 – Senior co-captain Clarence Sherrod scores 27 points in a season-ending loss at Michigan to finish the year with 570 points. It is the third time in five seasons that the Badgers have a new all-time single-season scoring leader.

January 15, 1972 – Wisconsin records a road upset of No. 17 Indiana with a 66-64 overtime win, marking just UW's second road win over a ranked foe in the last 16 years (along with a 66-65 win at Illinois on Feb. 3, 1970).

January 5, 1976 – The Badgers record the largest comeback in school history when they erase a 22-point (47-25) deficit and gain an 82-81 overtime victory over Ohio State at the UW Field House.

February 7, 1976 – The men's basketball team was a perfect 22-of-22 at the free throw line to set a UW record for most attempts without a miss. Purdue was perfect as well, hitting all 25 free throws in an 85-74 Boilermakers' victory in Madison.

March 16, 1976 – The ninth head coach in Wisconsin history, Bill Cofield, is hired to replace John Powless. On the same day he accepted the position at Wisconsin, Cofield made the announcement that William "Bo" Ryan would be one of his assistant coaches.

November 27, 1976 – Bill Cofield coaches his first game in a 72-64 loss at No. 6 Kentucky. Cofield would register his first career win at Wisconsin five days later in an 82-76 win over St. Mary's (CA) on Dec. 2.

March 3, 1979 – Guard Wes Matthews hits a half-court shot as time expires to help the Badgers defeat Magic Johnson and eventual NCAA champion Michigan State, 83-81, at the UW Field House. Claude Gregory would lead UW with 25 points and 16 rebounds in the win over No. 4 MSU.

1980-1989

March 10, 1981 – Claude Gregory scores 29 points and grabs 17 rebounds in his last game at UW. He leaves as the school's career leader in points (1,745) and rebounds (904), breaking the career marks of Clarence Sherrod (1,408 points) and Joe Franklin (858 rebounds).

April 20, 1982 – Wisconsin hires Steve Yoder as its 10th head coach. Yoder spent the previous five seasons at Ball State where he led the Red Hawks to a 77-62 overall record and a berth in the 1981 NCAA Tournament.

November 27, 1982 – Steve Yoder coaches in his first game at UW, falling to Washington State at home, 64-66. Yoder would record his first career victory at Wisconsin two days later, as the Badgers defeated Toledo, 79-71, at the UW Field House on Nov. 29.

December 2, 1985 – In a non-conference matchup with San Francisco State, senior Rick Olson makes 17 field goals in a 90-61 Badgers victory. Olson's 17 field goals tops the previous school record of 16 set nearly 27 years earlier by Bob Litzow.

March 9, 1986 – Setting a school record by starting every game (112) in his four-year career, Rick Olson guides Wisconsin past Northwestern, 70-68. Olson scores 26 points in the game and misses becoming the school's career scoring leader by nine points (ending with 1,736 career points). However, he does become the UW's single-season scoring champion with 571 points.

February 16, 1987 – In one of the most infamous games in school history, the Badgers take eventual NCAA champion Indiana to triple OT before falling, 86-85, at the UW Field House before a capacity crowd and national TV audience.

March 8, 1987 – Mike Heineman scores 20 points, grabs seven rebounds and hands out nine assists in his final game as a Badger. Heineman ends his career as Wisconsin's all-time assist leader with 388.

January 21, 1989 – Wisconsin upsets sixth-ranked and eventual national champion Michigan, 71-68, at the Field House.

March 15, 1989 – After a 17-11 regular season, Steve Yoder's Badgers make their first-ever appearance in the National Invitation Tournament, defeating New Orleans, 63-61, at the UW Field House. It is Wisconsin's first postseason appearance since 1947.

March 20, 1989 – Danny Jones scores 24 points in the season finale vs. St. Louis, an NIT second-round, 73-68, loss. His 611 points establishes a new single-season school scoring record.

1990-1999

January 20, 1990 – Patrick Tompkins made a lay-in at the buzzer to beat No. 21 Minnesota, 77-75, at the UW Field House.

February 15, 1990 – Danny Jones breaks Wisconsin's career scoring mark against Ohio State. Jones ends his career with 1,854 points, breaking the previous mark of 1,745 set by Claude Gregory in 1981.

March 13, 1991 – The Badgers make their second NIT appearance in three years and defeat Bowling Green, 87-79 (OT), at the UW Field House. UW, however, is eliminated five days later by Stanford. 80-72.

February 24, 1992 – Steve Yoder resigned as head coach, effective April 1, 1992.

March 25, 1992 – Former N.Y. Knicks coach Stu Jackson is hired as Wisconsin's 11th head coach.

January 23, 1993 – The men's basketball team turned in one of its greatest comeback wins at No. 21 Michigan State after being behind by 12 points in the second half and coming back to win, 67-66.

February 13, 1993 – Sophomore Michael Finley goes head-to-head with Purdue All-American Glenn Robinson. Finley scores 33 points and adds a Big Ten-record 10 steals but the No. 18 Boilermakers prevail, 90-87, in double OT behind Robinson's 42 points.

March 17, 1993 – UW qualifies for its third NIT in five years but loses, 77-73, to Rice in the first round at the UW Field House.

November 22, 1993 – The Badgers are ranked 25th by the Associated Press, their first national ranking since January of 1976.

March 17, 1994 – Led by Michael Finley, Tracy Webster and Rashard Griffith, coach Stu Jackson's Badgers earn a No. 9 seed in the 1994 NCAA Tournament. Finley and Griffith each score 22 points as Wisconsin defeats eighth-seeded Cincinnati, 80-72, in the school's first NCAA tournament game since 1947. Despite 36 points from Finley, UW is eliminated two days later in a 109-96 loss to No. 1 seed Missouri.

July 22, 1994 – After two years at Wisconsin, Stu Jackson leaves to become the first general manager of the NBA's expansion Vancouver Grizzlies. UW Athletics Director Pat Richter promotes assistant coach Stan Van Gundy to the role of head coach.

November 26, 1994 – Stan Van Gundy guides Wisconsin to an 86-63 home victory over Wright State in his debut. Van Gundy and UW would go on to win six of the first seven games of the 1994-95 season.

December 10, 1994 – Michael Finley scores a school record-tying 42 points in a 92-76 loss at Eastern Michigan. He registers 33 points in the second half, setting the school mark for points in a half.

January 14, 1995 – Michael Finley breaks Danny Jones' school career scoring mark in the first half of the Badgers' 74-67 home win over Minnesota. Finley goes on to finish his career with 2,147 points.

March 31, 1995 – Dick Bennett is hired from UW-Green Bay as Wisconsin's 13th head coach, replacing Stan Van Gundy.

June 28, 1995 – Michael Finley becomes the first Wisconsin first-round NBA draft choice since 1980 when he is selected 21st overall by Phoenix.

March 13, 1996 – In his first season, Dick Bennett guides Wisconsin to a 16-14 regular season and an appearance in the 1996 NIT. UW defeat Manhattan, 55-42, in the first round at the UW Field House, but would be eliminated five days later in a 77-62 home loss to Illinois State.

January 4, 1997 – Wisconsin snaps a 31-game losing streak to Indiana with a 71-58 victory over the No. 12 Hoosiers at the UW Field House. The Badgers would jump out to a 17-0 lead before Indiana scores.

March 8, 1997 – The Badgers lock up the school's second NCAA tournament bid in 50 years with a 66-65 upset win over No. 2-ranked Minnesota at the UW Field House. It is the UW's first win over a first or second-ranked opponent since 1962.

March 14, 1997 – The seventh-seeded Badgers fall behind 15-3 in the opening minutes before dropping a 71-58 decision to No. 10 seed Texas in the first round of the NCAA tournament at Pittsburgh's Civic Arena.

June 25, 1997 – Paul Grant becomes UW's second first-round NBA draft choice in three years when he is selected 20th overall by Minnesota.

January 14, 1998 – The Badgers play the final game in the UW Field House and record a 76-57 win over Penn State.

January 17, 1998 – Wisconsin opens the new, \$76-million Kohl Center with a 56-33 triumph over Northwestern before 16,697 fans, including Sen. Herb Kohl.

December 27, 1998 – Wisconsin's 10th straight win gives the school a 12-1 record for only the second time since 1929-30.

January 31, 1999 – With a record of 19-3, the Badgers achieve the school's highest national ranking (11th by A.P.) since 1962.

March 1, 1999 – Sophomore guard Mike Kelley becomes the first Badger to be named Big Ten Defensive Player of the Year. Kelley finished the season with a team-high 62 steals, the sixth-highest single-season total in UW history.

March 5, 1999 – With a 74-50 win over No. 20 Iowa in the 1999 Big Ten Tournament, Wisconsin wins its school-record 22nd game of the season. This is just the third time in UW history – and the first since 1940-41 – that UW reached the 20-win plateau.

March 7, 1999 – UW receives its fifth NCAA tournament bid and second of the Dick Bennett era, earning a No. 5 seed. The Badgers' season would come to an end with a 43-32 first round loss to No. 12 seed Missouri State in Charlotte, N.C. UW's 32 points were the fewest in an NCAA tournament game since the advent of the shot clock in 1986.

2000-2009

March 1, 2000 – Guard Mike Kelley becomes Wisconsin's career steals leader in a 62-46 win at Northwestern. He would finish with 275 career steals, surpassing the previous record of 183 by Tracy Webster.

March 12, 2000 – Wisconsin receives its sixth NCAA tournament bid and third in the five-year Dick Bennett era with a No. 8 seed in the West Regional.

March 16-18, 2000 – Wisconsin defeats ninth-seeded Fresno State and top-seeded Arizona in the first and second rounds of the NCAA tournament in Salt Lake City, Utah. The wins allow the UW to advance to its first-ever Sweet 16.

March 23-25, 2000 – The Badgers advance to the Final Four after defeating fourth-seeded and 10th-ranked LSU in the West Regional semifinal and Big Ten rival and sixth-seeded Purdue in the regional title game in Albuquerque, N.M.

Guard Jon Bryant (16.8 points per game and 18-for-36 from 3-point range in four games) is named the West Regional MVP and guard Mike Kelley and forward Andy Kowske are named to the all-West Regional team.

Upon their return to Madison on the night of the 25th, the Badgers are greeted by 20,000 screaming fans at a pep rally in Camp Randall Stadium.

April 1, 2000 – The Badgers' amazing NCAA tournament run ends in the semifinals at the Final Four in Indianapolis with a 53-41 loss to eventual national champion Michigan State.

November 29, 2000 – The Badgers defeat 13th-ranked Maryland, 78-75, in overtime at the Bradley Center in Milwaukee. Following the game, Dick Bennett tells the team he has coached his last game and formally announces his retirement the next day. Assistant head coach Brad Soderberg takes over as UW's 14th head basketball coach.

January 29, 2001 – Wisconsin ascends to No. 10 in the Associated Press top 25, the school's highest ranking since it was ranked seventh on Dec. 11, 1962.

March 11, 2001 – Wisconsin receives its third consecutive NCAA tournament bid and the seventh in school history, but the sixth-seeded Badgers fall, 50-49, to No. 11 Georgia State.

March 29, 2001 – After announcing on March 19 that Brad Soderberg will not be retained, Director of Athletics Pat Richter hires William "Bo" Ryan from UW-Milwaukee as the 15th head basketball coach in UW history.

January 12, 2002 – Freddie Owens hits a runner with 25 seconds left in the game to give Wisconsin a 64-63 win over Michigan State in East Lansing. The win snapped the Spartans' Big Ten-record 53-game home winning streak.

February 13, 2002 – Behind Charlie Wills' 17 points, the Badgers defeat Indiana, 64-63, in Bloomington. The victory is UW's first at Assembly Hall since 1977, a span of 22 games.

February 27, 2002 – Wisconsin clinches a share of its first Big Ten title since 1947 with a 74-54 win over Michigan at the Kohl Center. Devin Harris and Kirk Penney each score 21 points and hit four 3-pointers. With the victory, the Badgers earn their first-ever No. 1 seed in the Big Ten tournament.

March 5, 2002 – Head coach Bo Ryan is named the Big Ten Coach of the Year, becoming the first UW coach to receive the honor.

March 15, 2002 – Seniors Travon Davis and Charlie Wills become the first UW players to appear in four NCAA tournaments as the Badgers defeat St. John's, 80-70, at the MCI Center in Washington, D.C. Wisconsin falls to eventual national champion Maryland, 87-57, two days later.

March 5, 2003 – Point guard Devin Harris hits the game-winning free throw with 0.4 seconds remaining to give Wisconsin a 60-59 win over Illinois and its first outright Big Ten title since 1947.

March 11, 2003 – For the second consecutive season, Bo Ryan is named the Big Ten's Coach of the Year. He is the only coach in league history to win the award in each of his first two seasons. Kirk Penney is also a repeat first-team All-Big Ten selection, UW's first back-to-back first teamer since 1951-52.

March 20, 2003 – Wisconsin earns its fifth straight bid to the NCAA tournament and is seeded fifth in the Midwest Region. The Badgers defeat Weber State, 81-74, in the first round of the NCAA tournament in Spokane, Wash. It also marks the first time in school history that Wisconsin has won NCAA tournament games in consecutive seasons.

March 22, 2003 – Junior Freddie Owens hits a 3-pointer with one second left to cap the greatest comeback in school history and give the Badgers a 61-60 win over Tulsa and a berth in the Sweet 16. Wisconsin trailed 58-45 with 3:36 remaining before out-scoring the Golden Hurricane 16-2 the rest of the way.

January 24-February 4, 2004 – Junior Devin Harris scores 97 points over a three-game span, setting a UW record. Harris just misses becoming the first UW player in history to record three straight 30-point games, scoring 30 vs. Illinois (Jan. 24), 29 at Ohio State (Jan. 28) and a career-high 38 vs. Minnesota (Feb. 4). At the time, the 38-point effort tied for fourth in UW's single-game archive.

March 10, 2004 – The Big Ten announces that UW junior Devin Harris (19.5 points, 4.4 assists per game) has been named conference player of the year. Harris is the first Badger to earn the award since Don Rehfeldt in 1950.

March 14, 2004 – Wisconsin defeats Illinois, 70-53, at Conseco Fieldhouse in Indianapolis to win the 2004 Big Ten Tournament, the first tourney title in UW history. Devin Harris is named the tournament's Most Outstanding Player. UW defeated Minnesota in the quarterfinals and Michigan State in the semis.

March 19, 2004 – The No. 6 seed Badgers rally from a 13-point, second-half deficit to defeat Richmond, 76-64, in the first round of the 2004 NCAA Tournament in Milwaukee. UW would fall to No. 3 seed Pitt two days later.

June 24, 2004 – Devin Harris is selected with the No. 5 pick of the 2004 NBA Draft by the Washington Wizards and subsequently traded to the Dallas Mavericks. Harris' selection is the second-highest for a UW player in history, trailing only Don Rehfeldt (No. 2 overall by Baltimore in the 1950 NBA Draft).

January 5, 2005 – Behind Zach Morley's career-high 22 points (6-of-8 from 3-point range), the Badgers defeat Purdue 77-68 for their first win in West Lafayette since 1972, a streak of 29 straight losses.

March 18, 2005 – Wisconsin earns its seventh-straight trip to the NCAA tournament with a No. 6 seed in the Syracuse Regional. The Badgers defeat Northern Iowa, 57-52, and Bucknell, 71-62, to advance to the Sweet 16.

March 25, 2005 – Wisconsin comes back from two 10-point deficits and got a game-high 22 points from Alando Tucker in defeating 10th-seeded N.C. State for its second trip to the Elite Eight in the past five years. Two days later, the Badgers would come up just short to eventual national champion, top-seeded North Carolina, 88-82.

March 4, 2006 – Alando Tucker scores 10 points in UW's Big Ten Conference finale against Iowa and becomes the first Badger to lead the league in scoring since Don Rehfeldt in 1950. Tucker averaged 20.0 points in 16 games.

March 12, 2006 – Wisconsin is selected to make its eighth-straight appearance in the NCAA tournament, falling 94-75 to No. 9 seed Arizona.

August 17-27, 2006 – The Badgers embark on a five-game, 10-day trip to Italy. Wisconsin would come home with a 5-0 record after visiting Rome, Florence, Siena, Treviso, Lake Como and Milan.

November 20, 2006 – Brian Butch and Alando Tucker appear on the cover of *Sports Illustrated*, marking the first time UW has been featured on the cover of the magazine.

December 16, 2006 – Tucker and Butch both score 20 points in the first half as Wisconsin defeats No. 2-ranked Pitt, 89-75. It is just the third time in school history UW has beaten the No. 2 team in the country.

January 28, 2007 – Wisconsin defeats Iowa, 57-46, to win its school-record 17th straight game. UW went 67 days without losing a game. The Badgers' 21-1 record is the best to start a season in school history.

February 19, 2007 – With a 26-2 record and a 12-1 mark in Big Ten play, UW is ranked No. 1 in the Associated Press poll for the first time in school history.

February 25, 2007 – For the first time in Big Ten history, the top two teams in the Associated Press poll square off as No. 2 Ohio State defeats No. 1 Wisconsin, 49-48, in Columbus. Buckeye freshman Mike Conley, Jr. made a runner with 4 seconds left to give OSU the lead and Kammron Taylor's last-second shot was blocked to seal UW's fate.

March 6, 2007 – Alando Tucker (19.9 points, 5.4 reb. per game) is named Big Ten Player of the Year. He is the sixth Badger to win the award and second in the last four years.

March 10, 2007 – With his first basket against Illinois in the Big Ten tournament semifinal, Alando Tucker passes Michael Finley (2,147 career points) to become UW's all-time leading scorer. Tucker finishes his career with 2,217 points, ninth-best in Big Ten history.

March 12, 2007 – Wisconsin is awarded a No. 2 seed in the Midwest Region of the 2007 NCAA Tournament, the highest seed in school history. The Badgers would come back from an 18-point first-half deficit to defeat No. 15 Texas A&M-Corpus Christi, 76-63, before being upset by No. 7 UNLV, 74-68, in round two.

March 28, 2007 – Head coach Bo Ryan receives the Adolph Rupp Cup as the National Coach of the Year from the Commonwealth Athletic Club of Kentucky. Five days later, Ryan is selected as the Clair Bee Coach of the Year.

March 31, 2007 – Alando Tucker is announced as the winner of the 2007 Lowe's Senior CLASS Award, presented annually to college basketball's outstanding NCAA Division I senior student-athlete. Tucker also receives the NABC Career Achievement Award two days later. Tucker is the first Badger to win a national player of the year award since 1918.

December 29, 2007 – Wisconsin gets its first of two road wins over top-15 teams when Michael Flowers makes a 3-pointer with 2.7 seconds remaining to beat No. 9 Texas, 67-66. Two months later, Brian Butch would bank in a 3-pointer with 4.5 seconds left to give UW a 68-66 win at No. 13 Indiana on Feb. 13.

March 5, 2008 – Wisconsin defeats Penn State, 77-41, to clinch its third Big Ten regular season title in seven seasons under Bo Ryan. A capacity crowd rushes the Kohl Center floor setting off a wild trophy presentation and net-cutting ceremony. Days later, the Badgers would win the regular-season finale at Northwestern to give them a school-record 16 Big Ten wins.

March 16, 2008 – UW beats Illinois, 61-48, in the finals of the Big Ten tournament to give the school its second-ever conference tournament title. Wisconsin also becomes the fifth school to win both the regular season and tournament championships in the same season.

March 22, 2008 – A No. 3 seed in the NCAA tournament, Wisconsin goes to Omaha, Neb. and defeats Cal-State Fullerton, 71-56, in the first round before knocking off No. 11 seed Kansas State in the second round. Sophomore guard Trevon Hughes scores a game-high 25 points as the Badgers advance to Detroit to play in their third Sweet 16 in the last six seasons.

March 22, 2008 – The Badgers' tournament march ends in the Sweet 16 in Detroit as No. 10 seed Davidson pulls out a 73-56 win behind 33 points from Stephen Curry.

February 14, 2009 – ESPN's "College Game-Day" broadcasts live from the Kohl Center prior to a 55-50 win over Ohio State. In front 2,500 fans, Bo Ryan, Marcus Landry and Joe Krabbenhoft appear along with ESPN's Bob Knight, Rece Davis, Jay Bilas, Digger Phelps and Hubert Davis.

March 20, 2009 – Claiming a No. 12 seed, the Badgers qualify for their 11th-straight NCAA tournament and pull out a 61-59 overtime upset of No. 5 seed Florida State in Boise, Idaho. Trevon Hughes' spinning three-point play in the lane with just two seconds remaining lifts UW to victory. The Badgers would fall to No. 4 seed Xavier, 60-49, two days later.

July 11, 2009 – Serving as head coach, Bo Ryan leads Team USA to a bronze medal in the 2009 World University Games in Belgrade, Serbia. Ryan led the team to a 6-1 record, including a win over gold-medalist Serbia in the second round. A one-point loss to Russia in the semifinals forced the U.S. into the third-place game, where it defeated Israel.

December 2, 2009 – Behind 26 points from Trevon Hughes, UW knocks off No. 6 Duke, 73-69, clinching the Big Ten's first overall win in the Big Ten/ACC Challenge. This would be the first of three wins over AP top-10 teams on the season, including victories over No. 4 Purdue and No. 5 Michigan State.

2010-2019

January 24, 2010 – With a 79-71 overtime win against Penn State, Bo Ryan becomes the 18th coach with 100 Big Ten wins and ties Branch McCracken as the second-fastest coach to reach that milestone, doing so in 140 games. Only Bob Knight (131 games) did it faster.

March 19, 2010 – A Jon Leuer baseline jumper with 17 seconds left gives Wisconsin the lead and eventually a 53-49 win over Wofford in the opening round of the 2010 NCAA Tournament in Jacksonville, Fla. The Badgers would bow out in the round of 32 with an 87-69 loss to No. 12 seed Cornell.

January 23, 2011 – Freshman Josh Gasser posts the first triple-double in school history with 10 points, 12 rebounds and 10 assists in a 78-46 win over Northwestern at Welsh-Ryan Arena. Gasser becomes the first Big Ten freshman ever to record an official triple-double. As a freshman, Earvin “Magic” Johnson turned the trick in 1977 before assists were an official stat.

February 21, 2011 – Junior Jordan Taylor scores 21 of his 27 points in the second half, rallying No. 13 Wisconsin from a 15-point deficit to beat No. 1 Ohio State, 71-67, at the Kohl Center. It marks UW's second-ever win over the AP No. 1-ranked team and its first since 1962.

March 3, 2011 – Jordan Taylor scores 39 points – including 17 straight in the second half – in a 77-67 win at Indiana, tying as the third-highest scoring game in Wisconsin history and just one shy of the Assembly Hall opponent record of 40 (held by Terry Furlow 1976 and Shawn Respert 1995).

March 19, 2011 – UW earns a No. 4 seed in the NCAA tournament and travels to Tucson, Ariz., to knock off No. 13 seed Belmont, 72-58, in the second round and No. 5 seed Kansas State, 70-65, in the third round. Led by senior Jon Leuer, who averaged 20.5 points per game, the Badgers made 21-of-42 3-pointers in Tucson, advancing to the Sweet 16 in New Orleans. UW would ultimately fall to Butler, 61-54, the following weekend.

March 28, 2011 – Junior Jordan Taylor (2nd team) and senior Jon Leuer (honorable mention) receive AP All-America mention, marking the first time UW had two players honored in the same season. The two also became the first UW duo to be named first-team All-Big Ten in the same season (Taylor - consensus, Leuer - coaches).

March 9, 2012 – With a 79-71 win over Indiana in the second round of the 2012 Big Ten Tournament, Bo Ryan notched his 266th career win to become Wisconsin's all-time wins leader. Ryan passed Hall of Famer Harold “Bud” Foster (265 wins) in just 364 games and 11 seasons. Foster earned 265 wins in 532 total games and 25 seasons.

March 17, 2012 – Two days after cruising past 13th-seeded Montana, 73-49, the No. 4 seed Badgers pull out a 60-57 win over No. 5 Vanderbilt in Albuquerque, N.M. to advance to their sixth Sweet 16 in the last 13 years.

March 22, 2012 – Jordan Taylor's career comes to an end when his potential game-winning 3-pointer falls just short in a 64-63 Sweet 16 loss to No. 1 seed Syracuse in Boston, Mass. Taylor finishes his career seventh on Wisconsin's all-time scoring list with 1,533 points and second in school history with 464 career assists. He also set the NCAA career record with a 3.01 assist-to-turnover ratio (464 assists, 154 turnovers).

March 26, 2012 – Jordan Taylor becomes the second player in UW history (joining Michael Finley) to earn AP All-America recognition in two different seasons by receiving honorable mention.

February 9, 2013 – A half-court heave at the buzzer from Ben Brust sends the Kohl Center into hysteria and Wisconsin's game against No. 3 Michigan into overtime. The Badgers would go on to win, 65-62, in OT.

One month later on March 10, Traevon Jackson would sink a 35-footer at the buzzer to pull out a 63-60 win at Penn State in the Big Ten regular season finale.

March 11, 2013 – Bo Ryan wins his third-career Big Ten Coach of the Year award. Ryan's three honors trails only legendary head coaches Gene Keady of Purdue (7) and Bob Knight of Indiana (5) for most conference coach of the year awards.

March 16, 2013 – The Badgers defeat No. 3 Indiana, 68-56, in the semifinals of the Big Ten tournament, marking the team's 12th-consecutive win over the Hoosiers. The win also gave UW back-to-back wins over AP top-5 teams in consecutive days after defeating No. 6 Michigan, 68-59, the day before. UW would fall to No. 10 Ohio State, 50-43, the next day in the tournament title game.

March 22, 2013 – Wisconsin makes its 15th-straight appearance in the NCAA tournament, falling in its opening game, 57-46, to No. 12 seed Ole Miss.

Aug. 26, 2013 – The Badgers wrapped up an eight-day, five-game exhibition trip to Ottawa and Toronto, Canada. UW finished 4-1 with wins over the University of Ottawa, Ryerson University and professional team A-Game Hoops, with the lone loss coming to Carleton.

Nov. 19, 2013 – Junior center Frank Kaminsky records a school-record 43 points in a 103-85 win over North Dakota at the Kohl Center. Kaminsky went 16-for-19 from the field (6-for-6 from 3-point range) in 28 minutes to break the previous UW record of 42 held by Ken Barnes and Michael Finley.

Jan. 8, 2014 – The Badgers topple No. 23 Illinois, 95-70, to begin the season 16-0, the best start in program history. UW's 16-game win streak is also the team's second longest in the modern era.

Feb. 9, 2014 – With a game against No. 8 Michigan State tied at 58-58, junior Traevon Jackson hit a pull-up jumper with 2.1 seconds remaining to give UW the 60-58 win at the Kohl Center.

March 22, 2014 – In front of a raucous, pro-Badgers crowd, Wisconsin backed up an NCAA tournament opening-round 75-35 win over American by knocking off No. 7 seed Oregon, 85-77, at the BMO Harris Bradley Center in Milwaukee. UW erased a 12-point halftime deficit to advance to its third Sweet 16 in the last four seasons.

March 29, 2014 – Behind NCAA Tournament West Regional MOP Frank Kaminsky, the Badgers advanced to the 2014 Final Four after a 64-63 overtime win against No. 1-seeded Arizona. Kaminsky, who averaged 18.5 ppg and 6.0 rpg with seven blocks in the first four games, tallied 28 points and 11 rebounds against the Wildcats and helped Bo Ryan reach his first Div. I Final Four and UW's first since 2000.

Wisconsin dispatched No. 6 seed Baylor, 69-52, in the Sweet 16 before defeating Arizona. Junior Traevon Jackson earned All-Region honors after averaging 12.8 ppg, 5.5 rpg and 4.8 apg in the first four games.

Upon their return to Madison the following day, the team was greeted at the Kohl Center by nearly 10,000 fans at welcome home pep rally.

April 5, 2014 – The Badgers' captivating NCAA tournament run ended at the Final Four in North Texas. Playing in front of a crowd of 79,444 at AT&T Stadium, which was then the largest crowd to ever witness a college basketball game, Wisconsin fell, 74-73, to No. 8 seed Kentucky. The Wildcats' Aaron Harrison sank a deep 3-pointer with 5.7 seconds remaining to take the lead and a missed last-second jumper from Traevon Jackson sealed the Wildcats' win.

The Badgers finished the season ranked No. 4 in the Coaches Poll, the highest postseason ranking in school history.

March 1, 2015 – No. 5 Wisconsin clinched the 18th regular season Big Ten title in school history, and fourth under Bo Ryan, with a 68-61 win over Michigan State on senior day at the Kohl Center. Senior Frank Kaminsky led the Badgers with a season-high 31 points. UW would win each of its next two conference games as well, equaling a program-best 16-2 Big Ten record.

March 9, 2015 – Frank Kaminsky became the third Badgers player under Bo Ryan to be named Big Ten Player of the Year after leading UW to a mark of 16-2 while ranking third in the Big Ten in points (19.9 ppg) and second in rebounds (8.2 rpg). Ryan also claimed his fourth Big Ten Coach of the Year honor, becoming just the third coach in conference history to win the award four or more times.

March 15, 2015 – With three wins in three days, the top-seeded Badgers won the 2015 Big Ten Tournament, the program's third conference tourney title. UW defeated Michigan and Purdue before topping Michigan State in the championship game. Nigel Hayes' 25 points helped Wisconsin rally from 11 down in the second half before out-scoring the Spartans 11-0 in overtime for an 80-69 win.

March 22, 2015 – Owning a No. 1 seed in the NCAA tournament for the first time in school history, the Badgers began the Big Dance with a pair of wins in Omaha, Neb. UW topped No. 16 Coastal Carolina, 86-72, and then fought off eighth-seeded Oregon, 72-65, to advance to its fourth Sweet 16 in the last five years.

March 29, 2015 – For the second consecutive season, Wisconsin cut down the nets in a regional final and advanced to the Final Four. Playing at the Staples Center in Los Angeles, the Badgers first defeated No. 4 seed North Carolina, 79-72, in the Sweet 16. Two days later in a rematch from the 2014 Elite Eight, UW knocked off No. 2 Arizona, 85-78. Trailing by three at the half, the Badgers went 10-for-12 from 3-point range in the second half. Junior Sam Dekker scored 28 points (5-for-6 from 3-point range) to earn West Regional Most Outstanding Player honors while Fran Kaminsky (29 points vs. Arizona) and Josh Gasser (10 points vs. Arizona) joined him on the All-Region Team.

April 4, 2015 – UW advanced to its first national championship game since 1941 with a thrilling 71-64 win over top-seeded and previously unbeaten Kentucky at Lucas Oil Stadium in Indianapolis. The Badgers knocked off the AP No. 1 team for just the third time in school history behind 20 points and 11 rebounds from senior Frank Kaminsky. Trailing by four with 6:36 remaining, the Badgers responded with an 8-0 run, including six points from Sam Dekker, to take a lead Kentucky couldn't overcome.

April 6, 2015 – Backed by a sea of red and white that took over downtown Indianapolis and Lucas Oil Stadium, the Badgers fell to Duke, 68-63, in the national championship game. UW built a 48-39 lead with 13:25 minutes remaining, but even a double-double (21 points, 12 rebounds) from Frank Kaminsky was not enough to overcome the Blue Devils' comeback. Wisconsin finished the season with a school-record 36 wins, becoming just the second Big Ten team to win at least 36 games in a season.

April 10, 2015 – At the first-ever ESPN College Basketball Awards show at Club Nokia in Los Angeles, Frank Kaminsky became the first Wooden Award winner in Wisconsin history. The senior forward was the consensus 2015 National Player of the Year, taking home the Naismith Trophy, Oscar Robertson Award and AP Player of the Year honors.

June 25, 2015 – For the first time in UW history, two Badgers were selected in the first round of the NBA draft as Frank Kaminsky was picked ninth overall by the Charlotte Hornets and Sam Dekker was chosen 18th by the Houston Rockets. Duje Dukan would later sign a free agent contract with the Sacramento Kings, marking the first time UW placed three rookies in the NBA in one season.

Dec. 15, 2015 – Following a 64-49 win over Texas A&M Corpus-Christi, head coach Bo Ryan announced his retirement. Ryan exited as the winningest coach in Wisconsin basketball history with a record of 364-130 (.737) in 14-plus seasons.

Associate head coach Greg Gard assumed the interim head coach title. Gard would make his debut eight days later in a 84-79 win over Green Bay on Dec. 23.

March 7, 2016 – After guiding the Badgers to wins in 11 of their last 13 regular-season games, Greg Gard was officially named the 16th head coach in Wisconsin history, removing the interim tag.

March 20, 2016 – Making its 18th-consecutive NCAA appearance with a No. 7 seed in the East Regional, the Badgers held off No. 10 Pittsburgh in the opening round with a 47-43 win in St. Louis. Wisconsin would then pull off a stunner, knocking off No. 2 seed Xavier, 66-63, on Bronson Koenig's buzzer-beating 3-pointer from the corner.

The pair of wins propelled UW to the Sweet 16, becoming the nation's only team to reach the second weekend in five of the last six seasons.

March 25, 2016 – The Badgers' 2016 NCAA Tournament run would end in the Sweet 16 with a 61-56 loss to No. 6 Notre Dame in Philadelphia. Wisconsin led by three points with 26 seconds remaining, but the Fighting Irish scored the game's final eight points to advance.

Jan. 12, 2017 – In recognition of the late basketball standout Albert "Ab" Nicholas for his philanthropy and impact on his alma mater, Wisconsin Athletics announced that beginning with the 2017-18 season, the Kohl Center floor will be known as "Ab Nicholas Court." The Badgers also raised his No. 8 in the Kohl Center rafters at halftime of UW's 89-66 win over Ohio State.

March 18, 2017 – Wisconsin earned its 19th-consecutive trip to the NCAA tournament as a No. 8 seed in Buffalo, N.Y. The Badgers topped No. 9 Virginia Tech, 84-74, in the opening round, fueled by 28 points and a school-record eight 3-pointers from senior Bronson Koenig.

Two days later UW pulled off the upset of the tournament, taking down No. 1 overall seed and defending national champion Villanova, 65-62. A Nigel Hayes reverse lay-up with 11.4 seconds put the Badgers ahead and a Vitto Brown steal on the final Wildcat possession clinched UW's third-ever win over the AP No. 1 team.

March 24, 2017 – Wisconsin became the nation's only team to appear in four-straight Sweet 16s when the Badgers took on No. 4 seed Florida in Madison Square Garden in New York City. Senior Zak Showalter buried an improbable running 3-pointer with 0:03 remaining to send the game into overtime, however, the Gators would make the final miraculous play. UW's season came to end in stunning fashion as UF guard Chris Chiozza swished a 3-pointer at the buzzer to give the Gators an 84-83 victory.

UW's senior class of Vitto Brown, Nigel Hayes, Bronson Koenig and Showalter finished with 115 wins, equaling the highest total of any UW class.

March 28, 2017 – Sophomore Ethan Happ was named an Associated Press third-team All-American and took home AP Big Ten Defensive Player of the Year honors. Happ became just the sixth Badger to be named to an All-America team in the history of the Associated Press honor, which began in 1948.

August 24, 2017 – Needing to replace 4 of their top 5 scorers from the 2016-17 season, the Badgers took a 12-day, 5-game foreign tour to New Zealand and Australia. Making stops in Auckland, Rotorua, Melbourne and Sydney, Wisconsin finished 4-1 on the trip, as four players finished with double-digit scoring averages: D'Mitrik Trice (12.6), Ethan Happ (12.0), Brevin Pritzl (11.4) and Brad Davison (11.2).

Feb. 15, 2018 – The University of Wisconsin officially retired the jersey of 2015 consensus National Player of the Year Frank Kaminsky, raising his No. 44 into the Kohl Center rafters. Joined by nearly all of his teammates from his career (2012-15) Kaminsky then watched the Badgers knock off No. 6 Purdue, 57-53.

Jan. 19, 2019 – Backed by a raucous home crowd, Wisconsin took down previously-undefeated No. 2 Michigan, 64-54, setting off a court storming at the Kohl Center. Ethan Happ led the way with 26 points and 10 rebounds.

March 22, 2019 – Wisconsin earned the 24th NCAA tournament appearance in program history and its 20th trip in the last 21 seasons, drawing a No. 5 seed in San Jose, California and a matchup with 12th-seeded Oregon.

Ethan Happ and Khalill Iverson each scored 12 points to lead the Badgers, who shot just 33.3% from the floor. The Ducks countered with hot shooting (54.9% FG) and 17+ points from both Payton Pritchard and Louis King, as Oregon earned a 72-54 win to eliminate Wisconsin.

April 12, 2019 – Ethan Happ capped his brilliant career by winning the 2019 Kareem Abdul-Jabbar Award, given to the nation's best center. Happ also earned consensus second-team All-America honors as well as the 2019 NABC Pete Newell Big Man of the Year Award.

May 25, 2019 – On the night of May 25, Wisconsin assistant coach Howard Moore and his family were involved in a horrific auto accident that claimed the lives of Moore's wife, Jen, and 9-year-old daughter, Jaidyn.

Moore's 13-year old son, Jerell, survived with minor injuries, while Howard sustained severe burns and later endured a heart attack that left him facing a long and challenging recovery.

Throughout the 2019-20 season, the Badgers honored the Moore family through a simple motto: "Do Moore. Be Moore. 4 Moore." The number 4 represents the four members of the family.

2020-Present

March 7, 2020 – Wisconsin won its eighth-straight game and clinched a share of its 19th Big Ten championship in school history with a come-from-behind, 60-56 win at Indiana.

The Hoosiers built a 51-44 lead with 6:52 remaining, but UW responded with a 12-0 run and out-scored IU, 16-5, over the final 6:34.

Two days later, head coach Greg Gard was named 2020 Big Ten Coach of the Year.

March 12, 2020 – The No. 1 seed in the Big Ten Tournament, Wisconsin is unable to defend its regular season crown after the conference tournament is cancelled over fears of COVID-19 spread. Later that same day, the 2020 NCAA Tournament was cancelled as well.

Nov. 25, 2020 – The Badgers opened the 2020-21 season in unprecedented fashion, hosting Eastern Illinois in front of an empty Kohl Center. Due to the COVID-19 pandemic, "Bucky Boards" cardboard cutouts were the only live audience to witness UW's 77-67 win.

Wisconsin would play in front of an announced attendance of zero for all 16 home games that season. A limited amount of immediate family of the student-athletes and coaches were the only spectators at the Kohl Center all season.

March 19, 2021 – Wisconsin made its 25th appearance in the NCAA tournament, heading to the "controlled environment" in Indianapolis as a No. 9 seed in the South Region. Due to COVID-19 concerns, the entire 68-team tournament was played in the greater Indianapolis in front of limited capacity crowds area across six venues.

The Badgers opened the Big Dance at Hinkle Fieldhouse with a 85-62 win over No. 8 North Carolina. UW hit 13 of 27 3-pointers and got a season-high 29 points from senior Brad Davison and 21 from D'Mitrik Trice.

Two days later UW took on No. 1 and eventual national champion Baylor in the second round at Hinkle. The Badgers trailed by just seven midway through the second half, but couldn't keep pace down the stretch, falling 76-63.

November 24, 2021 – Wisconsin capped off three wins in three days to win the 2021 Maui Jim Maui Invitational – held in Las Vegas, Nevada due to COVID-19 pandemic – claiming a 61-55 victory over Saint Mary's in the tournament title game.

Johnny Davis scored 20 points vs. Saint Mary's, while Tyler Wahl added 18.

The Badgers earned wins over No. 12 Houston and Texas A&M along the way to capturing the tournament crown.

Davis announced himself as one of the best players in the country against Houston, finishing with a then-career-high 30 points in the upset.

Against Texas A&M, the Badgers rallied from a 16-point deficit to win. Davis led the way with 21 points, while Brad Davison added 19.

January 3, 2022 – Led by a career-high 37 points from Johnny Davis, Wisconsin earned a 74-69 win over No. 3 Purdue at Mackey Arena.

One of the all-time efforts from a single Badger in school history, Davis finished with 37 points, grabbed 14 rebounds and made many big shots to lead the Badgers to their first win at Mackey Arena since 2014 and 5th in school history.

The 37 points from Davis marked the most by a Badger since Frank Kaminsky's school record 43 points vs. North Dakota on Nov. 19, 2013.

UW scored its first win over an opponent ranked in the top three of the AP Top 25 since knocking off No. 2 Michigan in 2019.

Brad Davison also finished in double figures for the Badgers with 15 points.

March 1, 2022 – In front of a sold-out Kohl Center crowd of 17,287 fans, Wisconsin won in dramatic fashion and clinched a share of its 20th Big Ten regular season championship in school history with a 70-67 win over Purdue.

Chucky Hepburn banked in a game-winning 3-pointer with 1.5 seconds left to lift the No. 10 Badgers to victory over the No. 8 Boilermakers.

After Brad Davison missed the front end of a one-and-one opportunity, Purdue's Jaden Ivey tied the game by sinking a 3 with 8.9 seconds left. UW inbounded the ball to Hepburn, who calmly brought the ball down the court and hit the winning shot from in front of the Badger bench.

Hepburn celebrated by running toward the student section on the opposite end of the floor with his arms outstretched, as the freshman guard finished the night with a career-high 17 points.

Johnny Davis and Tyler Wahl scored 16 points each for UW.

UW EXHIBITION GAMES

Wisconsin's all-time exhibition record: 59-4

| | | | |
|----------|--------------------------------|---|--------|
| 1/4/71 | Australia | W | 94-63 |
| 12/15/71 | Australia | W | 90-78 |
| 11/19/75 | Windsor (Canada) | W | 99-68 |
| 11/12/79 | Yugoslavia | L | 70-93 |
| 11/13/80 | Team Fiat | W | 77-70 |
| 11/16/81 | China | W | 88-81 |
| 11/11/82 | Windsor (Canada) | W | 94-58 |
| 11/9/83 | Yugoslavia | L | 59-83 |
| 11/21/84 | Yugoslavia (Zadar) | W | 76-67 |
| 11/6/85 | Czechoslovakia | W | 103-83 |
| 11/11/86 | Poland | L | 72-74 |
| 11/19/87 | Brandon (Canada) | W | 80-56 |
| 11/16/88 | Victoria All-Stars | W | 84-62 |
| 11/19/89 | Brazil | W | 86-74 |
| 11/8/90 | Ukraine Nationals | W | 91-74 |
| 11/18/90 | Marathon | W | 94-77 |
| 11/7/91 | Athletes in Action | W | 103-95 |
| 11/17/91 | Brazil Ripasa | W | 64-62 |
| 11/17/92 | Russian National | L | 81-87 |
| 11/22/92 | Marathon | W | 98-91 |
| 11/16/93 | Slovakia Under-22 | W | 99-20 |
| 11/21/93 | Marathon | W | 106-84 |
| 11/8/94 | Croatia Nationals | W | 81-62 |
| 11/20/94 | Marathon Oil | W | 91-73 |
| 11/7/95 | Georgia Select | W | 79-33 |
| 11/15/95 | Marathon | W | 84-68 |
| 11/8/96 | Athletes in Action | W | 75-63 |
| 11/13/96 | Australian Select | W | 78-65 |
| 11/5/97 | Yugoslavia | W | 64-48 |
| 11/10/97 | Athletes in Action | W | 54-51 |
| 11/5/98 | Athletes in Action | W | 80-71 |
| 11/9/98 | California All-Stars | W | 67-40 |
| 11/6/99 | California All-Stars | W | 99-65 |
| 11/8/99 | Athletes in Action | W | 73-54 |
| 11/4/00 | BWBA | W | 73-59 |
| 11/11/00 | Athletes in Action | W | 69-66 |
| 11/10/01 | EA Sports | W | 95-64 |
| 11/13/01 | Athletes in Action | W | 82-57 |
| 11/13/02 | Gallos de Palea | W | 97-55 |
| 11/17/02 | EA Sports | W | 71-52 |
| 11/8/03 | EA Sports | W | 103-81 |
| 11/17/03 | Charleston Lowgators | W | 102-95 |
| 11/10/04 | UW-Parkside | W | 81-42 |
| 11/16/04 | UW-Platteville | W | 78-44 |
| 11/5/05 | UW-River Falls | W | 79-52 |
| 11/14/05 | Lawrence | W | 81-46 |
| 11/3/06 | UW-Stout | W | 82-33 |
| 11/8/06 | Carroll College | W | 81-61 |
| 11/4/07 | Edgewood College | W | 77-48 |
| 11/7/07 | UW-Eau Claire | W | 74-35 |
| 11/1/08 | Augustana | W | 81-57 |
| 11/11/08 | UW-Whitewater | W | 64-47 |
| 11/4/09 | Bemidji State | W | 90-54 |
| 11/11/09 | UW-Superior | W | 80-47 |
| 11/6/10 | UW-La Crosse | W | 84-59 |
| 11/10/10 | Minnesota State | W | 93-59 |
| 11/5/11 | UW-Stevens Point | W | 80-54 |
| 11/7/12 | UW-Oshkosh | W | 96-44 |
| 10/30/13 | UW-Platteville | W | 80-51 |
| 11/5/14 | UW-Parkside | W | 77-40 |
| 11/4/15 | UW-River Falls | W | 101-46 |
| 10/30/16 | UW-Platteville | W | 86-58 |
| 11/1/17 | Northern Iowa | W | 69-38 |
| 11/5/17 | UW-Stout | W | 85-56 |
| 11/2/18 | UW-Oshkosh | W | 82-70 |
| 11/1/19 | UW-La Crosse | W | 82-53 |
| 10/29/21 | UW-Whitewater | W | 76-50 |

UW'S REGULAR SEASON BIG TEN CHAMPIONSHIPS

| Year | Overall | | Big Ten | | Head Coach | Year | Overall | | Big Ten | | Head Coach |
|---------|---------|------|-----------------|---------|------------|------|-----------------|-----|---------|--|------------|
| | W-L | W-L | W-L | W-L | | | W-L | W-L | | | |
| 1906-07 | 11-3 | 6-2 | Emmett Angell | 1928-29 | 15-2 | 9-3 | Walter Meanwell | | | | |
| 1907-08 | 10-2 | 7-1 | Emmett Angell | 1934-35 | 15-5 | 9-3 | Harold Foster | | | | |
| 1911-12 | 15-0 | 12-0 | Walter Meanwell | 1940-41 | 20-3 | 11-1 | Harold Foster | | | | |
| 1912-13 | 14-1 | 11-1 | Walter Meanwell | 1946-47 | 16-6 | 9-3 | Harold Foster | | | | |
| 1913-14 | 15-0 | 12-0 | Walter Meanwell | 2001-02 | 19-13 | 11-5 | Bo Ryan | | | | |
| 1915-16 | 20-1 | 11-1 | Walter Meanwell | 2002-03 | 24-8 | 12-4 | Bo Ryan | | | | |
| 1917-18 | 14-3 | 9-3 | Guy Lowman | 2007-08 | 31-5 | 16-2 | Bo Ryan | | | | |
| 1920-21 | 13-4 | 8-4 | Walter Meanwell | 2014-15 | 36-4 | 16-2 | Bo Ryan | | | | |
| 1922-23 | 12-3 | 11-1 | Walter Meanwell | 2019-20 | 21-10 | 14-6 | Greg Gard | | | | |
| 1923-24 | 11-5-1 | 8-4 | Walter Meanwell | 2021-22 | 25-8 | 15-5 | Greg Gard | | | | |

Total: 20 Regular Season Big Ten Championships

ALL-TIME BIG TEN CHAMPIONSHIPS

| No. | Team | Years |
|-----------|------------------|---|
| 24 | Purdue | 1911c-12c-21c-22-26c-28c-30-32-34-35c-36c-38-40-69-79c-84c-87c-88-94-95-96-10c-17-19c |
| 22 | Indiana | 1926c-28c-36c-53-54-57c-58-67c-73-74c-75-76-80-81-83-87c-89-91c-93-02c-13-16 |
| 20 | Wisconsin | 1907c-08c-12c-13-14-16-18-21c-23c-24c-29c-35c-41-47-02c-03-08-15-20c-21c |
| 20 | Ohio State | 1925-33c-39-44-46-50-60-61-62-63c-64c-68c-71-91c-92-06-07-10c-11-12c |
| 17 | Illinois | 1915-17c-24c-35c-37c-42-43-49-51-52-63c-84c-98c-01c-02c-04-05 |
| 16 | Michigan St. | 1957c-59-67c-78-79c-90-98c-99-00c-01c-09-10c-12c-18-19c-20c |
| 14 | Michigan | 1921c-26c-27-29c-48-64c-65-66-74c-77-85-86-12c-14 |
| 8 | Iowa | 1923c-26c-45-55-56-68c-70-79c |
| 8 | Minnesota | 1906-07c-11c-17c-19-37c-72-82 |
| 6 | Chicago | 1907c-08c-09-10-20-24c |
| 2 | Northwestern | 1931-33c |
| 1 | Maryland | 2020c |

c = co-championship

UW'S BIG TEN TOURNAMENT CHAMPIONSHIPS

| Year - Location | Seed | Head Coach |
|--|------|------------|
| 2004 - Indianapolis (Conseco Fieldhouse) | #2 | Bo Ryan |
| 2008 - Indianapolis (Conseco Fieldhouse) | #1 | Bo Ryan |
| 2015 - Chicago (United Center) | #1 | Bo Ryan |

NATIONAL CHAMPIONSHIPS

| Year | Record | Head Coach |
|-------------------------|--------|-----------------|
| 1912 (Helms Foundation) | 15-0 | Walter Meanwell |
| 1914 (Helms Foundation) | 15-0 | Walter Meanwell |
| 1916 (Helms Foundation) | 20-1 | Walter Meanwell |
| 1941 | 20-3 | Bud Foster |

ALL-TIME RESULTS

1898-99

Record: 0-3
 Coach: Dr. J.C. Elsom
 J 21 UW-Milw. AlumniL15-25
 F 18 Lawrence.....L18-20
 M 4 UW-Milw. AlumniL10-13

1899-1900

Record: 1-1
 Coach: Dr. J.C. Elsom
 F 17 MinnesotaL15-17
 F 23 Wayland AcademyW.....25-15

1900-01

Record: 1-1
 Coach: Dr. J.C. Elsom
 J 18 Wayland AcademyW.....35-22
 F 23 MinnesotaL15-42

1901-02

Record: 7-3
 Coach: Dr. J.C. Elsom
 D 13 Lewis Institute W32-21
 D 14 Armour Institute W20-14
 D 27 UW-Milwaukee W37-18
 J 1 Yale (N1).....L20-35
 J 4 UW-Milw. Alumni W48-12
 J 11 La Crosse YMCA W59-16
 J 25 Lawrence..... W51-20
 F 15 Sun Prairie..... W18-9
 F 22 Minnesota.....L10-30
 M 7 Ripon.....L21-28
 N1 – at Milwaukee

1902-03

Record: 5-2
 Coach: Dr. J.C. Elsom
 N 28 Sheboygan YMCA..... W45-16
 D 19 Dubuque YMCA W34-14
 F 21 Minnesota.....L11-33
 F 28 Co. E Fond du Lac.....L17-21
 M 6 Duluth YMCA..... W42-16
 M 7 UW-Superior..... W28-7
 M 13 Wausau YMCA W37-33

1903-04

Record: 11-4
 Coach: Dr. J.C. Elsom
 N 27 Sheboygan W26-24
 N 28 Milwaukee AC.....L18-30
 D 19 Chicago YMCA.....L19-62
 D 29 Milwaukee West HS.....W.....27-20
 F 5 Oshkosh YMCA W39-28
 F 6 Co. E Fond du Lac..... W25-21
F 20 Milwaukee ACW.....35-13
 F 27 N'western Coll. (WI).....W41-31
 M 1 Grinnell W30-28
 M 2 Highland Park W29-21
 M 3 Sioux City YMCA.....L16-44
 M 4 Neb. Wesleyan..... W47-32
 M 5 NebraskaL22-25
M 11 Co. G MadisonW.....22-15
 M 18 Co. F Portage W48-17

1904-05

Record: 10-8
 Coach: Emmett Angell
 D 2 Co. G Sparta..... W75-10
 D 3 UW-La Crosse..... W54-16
 D 27 Sheboygan W45-28
 D 28 Co. G Appleton..... W26-12
 D 29 Co. F Oconto..... W55-17
 D 30 Two Rivers ACL30-31
J 7 Beloit.....W80-10
 J 12 Ohio State.....L22-25
 J 13 Rochester W26-17
 J 14 Wash. ContinentalsL22-26
 J 16 Co. E New YorkL27-34
 J 17 ColumbiaL15-21
 J 18 Institute ACL20-34
 J 19 Sharon AC..... W41-31
 J 20 Buckland GuardsL31-34
 J 21 Oberlin.....L31-41
 M 3 Co. F Portage W52-28
 M 17 Chicago..... W29-24

1905-06

Record: 12-2; Big Ten 6-2 (2nd)
 Coach: Emmett Angell
 D 14 Manitowoc..... W35-25
 D 15 Menasha..... W30-22
 D 16 UW-Oshkosh..... W30-21
J 13 Lawrence.....W25-20
 J 19 Armour Institute..... W37-15
 J 20 Purdue W34-14
F 3 PurdueW31-15
F 23 MinnesotaW31-24
 M 2 Chicago.....L18-35
 M 3 Illinois W36-32
M 9 ChicagoW22-19
M 10 Illinois % W 1-0
M 16 Co. C HudsonW31-20
 M 17 MinnesotaL10-16
 % – forfeit

1906-07

BIG TEN CO-CHAMPIONS
 Record: 11-3; Big Ten 6-2 (T1st)
 Coach: Emmett Angell
D 8 Milton W38-14
D 14 RiponW41-20
J 4 ColumbiaL 9-30
 J 11 UW-Stout..... W29-19
 J 12 MinnesotaL11-18
 J 18 Beloit W38-11
 J 19 Illinois..... W22-16
 J 25 Purdue..... W33-27
 J 26 Chicago.....L14-24
F 1 Illinois W47-14
F 21 Nebraska.....W35-31
M 6 Chicago.....W22-11
M 9 Minnesota.....W31-20
M 15 PurdueW37-10

1907-08

BIG TEN CO-CHAMPIONS
 Record: 10-2; Big Ten 7-1 (T1st)
 Coach: Emmett Angell
D 14 Beloit.....W38-13
D 20 UW Alumni.....W42-22
 J 17 Purdue..... W28-24
 J 18 Illinois W28-20
J 23 PurdueW34-13
J 25 ChicagoW37-16
J 31 Minnesota.....W29-17
 F 28 ChicagoL19-24
M 3 NebraskaW34-4
 M 7 Minnesota W34-14
M 9 IllinoisW27-14
M 12 Chicago #.....L16-18
 # – Big Ten title playoff game, Madison

1908-09

Record: 8-4; Big Ten 5-4 (3rd)
 Coach: Haskell Noyes
D 19 Lawrence.....W53-13
J 8 RiponW36-12
J 13 Beloit.....W 52-4
 J 15 Purdue.....L20-23
 J 16 IllinoisL16-28
J 23 Illinois.....W20-10
 J 30 Minnesota W14-13
F 6 Chicago.....L15-18
F 27 PurdueW30-6
M 1 Iowa.....W30-9
 M 6 Chicago.....L 4-18
M 9 Minnesota.....W37-13

1909-10

Record: 9-5; Big Ten 7-5 (3rd)
 Coach: Haskell Noyes
D 15 Beloit.....W24-9
D 17 RiponW32-5
J 8 NorthwesternW55-9
 J 21 IllinoisL14-34
 J 22 Purdue.....L17-29
J 25 Illinois.....W28-16
 J 28 ChicagoL14-16
 J 29 IndianaL11-13
F 5 Minnesota.....W24-14
 F 25 MinnesotaL 9-16
 F 26 Northwestern W39-11
M 5 ChicagoW11-10
M 7 IndianaW33-8
M 12 PurdueW38-14

1910-11

Record: 9-6; Big Ten 6-6 (5th)
 Coach: Haskell Noyes
D 10 Beloit.....W32-9
D 17 RiponW43-8
J 7 Lawrence.....W39-9
 J 13 Purdue.....L16-34
 J 14 Northwestern W29-9
J 21 Illinois.....W20-17
J 28 ChicagoW46-22
F 3 IndianaW51-9
 F 4 MinnesotaL16-17
F 24 PurdueW45-17
M 1 Minnesota.....L13-21
 M 4 ChicagoL22-24
M 8 NorthwesternW23-11
 M 10 IndianaL18-21
 M 11 IllinoisL18-21

1911-12

**HELMS FOUND. NATIONAL CHAMPIONS
BIG TEN CO-CHAMPIONS**

Record: 15-0; Big Ten 12-0 (T1st)
Coach: Walter Meanwell

| | | | |
|------|---------------------|---|-------|
| D 9 | Beloit..... | W | 31-18 |
| D 16 | Ripon..... | W | 54-13 |
| D 20 | Beloit..... | W | 20-12 |
| J 5 | Iowa..... | W | 38-12 |
| J 6 | Northwestern..... | W | 32-19 |
| J 13 | Illinois..... | W | 27-10 |
| J 20 | Minnesota..... | W | 22-12 |
| J 27 | Chicago..... | W | 18-15 |
| F 12 | Iowa..... | W | 30-5 |
| F 17 | Indiana..... | W | 51-10 |
| F 24 | Northwestern..... | W | 46-11 |
| M 2 | Chicago..... | W | 34-24 |
| M 9 | Minnesota (OT)..... | W | 29-26 |
| M 15 | Illinois..... | W | 23-15 |
| M 16 | Indiana..... | W | 32-21 |

1912-13

BIG TEN CHAMPIONS

Record: 14-1; Big Ten 11-1 (1st)
Coach: Walter Meanwell

| | | | |
|------|------------------|---|-------|
| D 7 | Ripon..... | W | 40-13 |
| D 12 | Beloit..... | W | 33-10 |
| D 18 | Lake Forest..... | W | 44-15 |
| J 11 | Illinois..... | W | 16-15 |
| J 13 | Purdue..... | W | 25-15 |
| J 18 | Minnesota..... | W | 19-11 |
| J 21 | Ohio State..... | W | 22-11 |
| J 25 | Chicago..... | W | 31-18 |
| F 13 | Indiana..... | W | 30-19 |
| F 15 | Ohio State..... | W | 27-22 |
| F 21 | Illinois..... | W | 18-13 |
| F 25 | Minnesota..... | W | 29-11 |
| F 27 | Indiana..... | W | 48-10 |
| M 1 | Purdue..... | W | 22-19 |
| M 7 | Chicago..... | L | 10-23 |

1913-14

**HELMS FOUND. NATIONAL CHAMPIONS
BIG TEN CO-CHAMPIONS**

Record: 15-0; Big Ten 12-0 (1st)
Coach: Walter Meanwell

| | | | |
|------|-------------------|---|-------|
| D 13 | Knox..... | W | 48-15 |
| D 18 | Beloit..... | W | 45-15 |
| J 6 | Parsons..... | W | 50-0 |
| J 10 | Illinois..... | W | 26-25 |
| J 12 | Indiana..... | W | 57-15 |
| J 17 | Minnesota..... | W | 28-7 |
| J 24 | Chicago..... | W | 16-14 |
| F 10 | Northwestern..... | W | 38-9 |
| F 13 | Purdue (OT)..... | W | 25-20 |
| F 17 | Northwestern..... | W | 33-26 |
| F 20 | Illinois..... | W | 29-16 |
| F 24 | Indiana..... | W | 46-24 |
| F 28 | Minnesota..... | W | 27-9 |
| M 6 | Chicago..... | W | 25-18 |
| M 10 | Purdue..... | W | 27-13 |

1914-15

Record: 13-4; Big Ten 8-4 (3rd)
Coach: Walter Meanwell

| | | | |
|------|---------------------|---|-------|
| D 11 | Beloit..... | W | 28-16 |
| D 14 | Arkansas State..... | W | 45-7 |
| D 18 | Lawrence..... | W | 29-21 |
| J 2 | UW-Milwaukee..... | W | 21-10 |
| J 5 | Grinnell..... | W | 41-19 |
| J 9 | Indiana..... | W | 39-18 |

| | | | |
|------|------------------|---|-------|
| J 11 | Purdue (OT)..... | W | 28-24 |
| J 16 | Minnesota..... | W | 23-20 |
| J 18 | Indiana..... | W | 47-15 |
| J 23 | Chicago..... | L | 19-24 |
| F 8 | Illinois..... | L | 19-39 |
| F 13 | Illinois..... | L | 17-19 |
| F 16 | Ohio State..... | W | 26-17 |
| F 19 | Purdue..... | W | 26-21 |
| F 27 | Minnesota..... | W | 31-7 |
| M 6 | Ohio State..... | W | 23-12 |
| M 12 | Chicago..... | L | 18-30 |

1915-16

**HELMS FOUND. NATIONAL CHAMPIONS
BIG TEN CHAMPIONS**

Record: 20-1; Big Ten 11-1 (1st)
Coach: Walter Meanwell

| | | | |
|------|----------------------|---|-------|
| D 10 | Beloit..... | W | 38-11 |
| D 15 | Lawrence..... | W | 46-16 |
| D 30 | Ripon..... | W | 27-15 |
| D 30 | Ripon Reserves..... | W | 41-7 |
| D 31 | UW-Milwaukee..... | W | 51-12 |
| J 1 | UW-Milw. Alumni..... | W | 24-18 |
| J 1 | UW-Milwaukee..... | W | 39-8 |
| J 3 | Wabash..... | W | 24-14 |
| J 8 | Purdue..... | W | 33-17 |
| J 10 | Iowa (OT)..... | W | 36-31 |
| J 15 | Minnesota..... | W | 31-11 |
| J 18 | Northwestern..... | W | 22-18 |
| J 22 | Illinois..... | L | 20-27 |
| J 29 | Chicago..... | W | 29-18 |
| F 14 | Neb. Wesleyan..... | W | 25-20 |
| F 19 | Illinois..... | W | 34-14 |
| F 25 | Purdue..... | W | 35-22 |
| F 28 | Iowa..... | W | 39-17 |
| M 4 | Minnesota..... | W | 32-14 |
| M 8 | Chicago..... | W | 24-12 |
| M 11 | Northwestern..... | W | 24-21 |

1916-17

Record: 15-3; Big Ten 9-3 (4th)
Coach: Walter Meanwell

| | | | |
|------|-------------------------|---|-------|
| D 9 | Beloit..... | W | 58-11 |
| D 13 | Ripon..... | W | 30-17 |
| D 16 | North Central (IL)..... | W | 50-21 |
| D 20 | Lawrence..... | W | 41-14 |
| D 21 | UW-Milw. M Club..... | W | 35-23 |
| J 3 | Ripon..... | W | 24-20 |
| J 6 | Ohio State..... | W | 30-22 |
| J 8 | Northwestern (OT)..... | W | 29-21 |
| J 13 | Minnesota..... | L | 25-33 |
| J 20 | Illinois..... | W | 25-14 |
| J 26 | Chicago..... | L | 13-21 |
| F 12 | Northwestern..... | W | 23-21 |
| F 17 | Ohio State..... | W | 40-15 |
| F 24 | Illinois..... | L | 17-20 |
| M 3 | Chicago..... | W | 25-16 |
| M 6 | Indiana..... | W | 29-14 |
| M 10 | Minnesota..... | W | 16-13 |
| M 15 | Indiana..... | W | 18-16 |

1917-18

BIG TEN CHAMPIONS
Record: 14-3; Big Ten 9-3 (1st)
Coach: Guy Lowman

| | | | |
|------|-------------------------|---|-------|
| D 8 | Beloit..... | W | 26-21 |
| D 13 | Ripon..... | W | 33-13 |
| D 15 | North Central (IL)..... | W | 18-13 |
| D 19 | Marquette..... | W | 15-14 |
| J 2 | Ripon..... | W | 35-16 |
| J 5 | Northwestern..... | L | 17-33 |
| J 8 | Iowa..... | W | 36-22 |
| J 19 | Illinois..... | W | 22-21 |
| J 21 | Iowa..... | W | 34-19 |

| | | | |
|------|-------------------|---|-------|
| J 26 | Purdue..... | W | 21-16 |
| F 16 | Chicago..... | L | 21-23 |
| F 23 | Illinois..... | W | 23-15 |
| M 2 | Minnesota..... | W | 18-17 |
| M 7 | Northwestern..... | W | 26-18 |
| M 9 | Chicago..... | W | 16-13 |
| M 13 | Purdue..... | W | 24-18 |
| M 16 | Minnesota..... | L | 11-19 |

1918-19

Record: 5-11; Big Ten 3-9 (10th)
Coach: Guy Lowman

| | | | |
|------|----------------------|---|-------|
| D 27 | Camp Grant (OT)..... | W | 16-15 |
| D 28 | Great Lakes..... | L | 14-43 |
| D 30 | UW-Milwaukee..... | W | 39-18 |
| J 4 | Great Lakes..... | L | 12-14 |
| J 11 | Northwestern..... | L | 15-20 |
| J 18 | Minnesota..... | L | 11-38 |
| J 25 | Illinois..... | L | 15-25 |
| F 1 | Chicago..... | L | 19-24 |
| F 10 | Iowa..... | W | 29-18 |
| F 15 | Illinois..... | L | 14-16 |
| F 22 | Northwestern..... | L | 23-32 |
| F 24 | Indiana..... | W | 29-16 |
| M 1 | Minnesota..... | L | 12-23 |
| M 8 | Chicago..... | W | 25-15 |
| M 10 | Iowa..... | L | 27-29 |
| M 15 | Indiana..... | L | 12-22 |

1919-20

Record: 15-5; Big Ten 7-5 (5th)
Coach: Guy Lowman

| | | | |
|------|---------------------|---|-------|
| D 5 | UW-River Falls..... | W | 36-17 |
| D 13 | Ripon (OT)..... | W | 19-16 |
| D 16 | Beloit..... | W | 33-11 |
| D 19 | Ripon..... | W | 20-13 |
| D 20 | UW-Oshkosh..... | W | 17-7 |
| J 1 | UW-Milwaukee..... | W | 36-10 |
| J 3 | Great Lakes..... | W | 27-19 |
| J 5 | Iowa..... | W | 35-18 |
| J 10 | Great Lakes..... | W | 33-15 |
| J 17 | Chicago..... | L | 19-36 |
| J 19 | Iowa..... | L | 20-21 |
| J 24 | Illinois..... | L | 20-43 |
| J 31 | Minnesota..... | W | 28-12 |
| F 14 | Michigan..... | W | 40-13 |
| F 21 | Illinois..... | W | 33-29 |
| F 24 | Ohio State..... | W | 31-27 |
| F 28 | Minnesota..... | L | 26-32 |
| M 6 | Michigan..... | L | 19-23 |
| M 8 | Ohio State..... | W | 34-22 |
| M 12 | Chicago..... | W | 26-17 |

1920-21

BIG TEN CHAMPIONS
Record: 13-4; Big Ten 8-4 (T1st)
Coach: Walter Meanwell

| | | | |
|------|---------------------|---|-------|
| D 10 | Knox..... | W | 29-16 |
| D 12 | UW-River Falls..... | W | 28-8 |
| D 17 | UW-La Crosse..... | W | 24-14 |
| D 18 | Marquette..... | W | 23-18 |
| D 29 | South Dakota..... | W | 25-10 |
| J 3 | Northwestern..... | L | 12-13 |
| J 8 | Michigan..... | W | 27-24 |
| J 15 | Chicago..... | L | 27-39 |
| J 22 | Illinois..... | W | 23-18 |
| J 24 | Michigan..... | W | 25-17 |
| J 29 | Minnesota..... | L | 21-22 |
| F 12 | Northwestern..... | W | 22-10 |
| F 19 | Illinois..... | L | 9-17 |
| F 21 | Ohio State..... | W | 42-25 |
| F 26 | Chicago..... | W | 25-19 |
| M 5 | Minnesota..... | W | 18-12 |
| M 8 | Ohio State..... | W | 34-24 |

1921-22

Record: 14-5; Big Ten 8-4 (T2nd)
Coach: Walter Meanwell

| | | | |
|------|----------------------|---|-------|
| D 10 | Michigan State..... | W | 27-13 |
| D 16 | Butler | L | 20-26 |
| D 17 | Ripon | W | 27-17 |
| D 20 | Knox | W | 15-9 |
| D 22 | UW-Milw. M Club..... | W | 23-19 |
| D 23 | UW-La Crosse..... | W | 24-21 |
| J 3 | Nebraska | W | 27-14 |
| J 7 | Iowa | W | 18-15 |
| J 9 | Northwestern..... | W | 21-9 |
| J 14 | Michigan (OT) | W | 18-16 |
| J 21 | Minnesota | L | 15-17 |
| F 10 | Illinois..... | W | 25-23 |
| F 13 | Iowa..... | L | 18-24 |
| F 18 | Michigan..... | L | 17-18 |
| F 22 | Northwestern | W | 23-11 |
| F 27 | Illinois..... | L | 35-37 |
| M 4 | Minnesota | W | 34-20 |
| M 8 | Chicago..... | W | 24-17 |
| M 11 | Chicago..... | W | 31-24 |

1922-23

BIG TEN CO-CHAMPIONS

Record: 12-3; Big Ten 11-1 (T1st)
Coach: Walter Meanwell

| | | | |
|------|--------------------|---|-------|
| D 15 | Butler | L | 13-20 |
| D 19 | Lombard | W | 37-9 |
| J 3 | Marquette..... | L | 8-9 |
| J 6 | Northwestern..... | W | 21-10 |
| J 8 | Indiana | W | 17-10 |
| J 13 | Chicago..... | W | 24-11 |
| J 20 | Minnesota..... | W | 24-12 |
| F 6 | Purdue..... | L | 13-17 |
| F 14 | Michigan..... | W | 18-15 |
| F 19 | Michigan..... | W | 16-11 |
| F 24 | Purdue..... | W | 20-19 |
| M 3 | Minnesota..... | W | 36-10 |
| M 5 | Northwestern | W | 29-17 |
| M 10 | Chicago..... | W | 33-11 |
| M 12 | Indiana | W | 35-17 |

1923-24

BIG TEN CHAMPIONS

Record: 11-5-1; Big Ten 8-4 (T1st)
Coach: Walter Meanwell

| | | | |
|------|-----------------------|---|-------|
| D 8 | Milliken..... | W | 53-13 |
| D 14 | DePauw (3OT) | T | 25-25 |
| D 19 | Marquette..... | W | 27-7 |
| J 2 | Franklin College..... | L | 18-21 |
| J 5 | Indiana | W | 23-21 |
| J 12 | Northwestern..... | W | 25-10 |
| J 14 | Indiana | W | 28-27 |
| J 26 | Chicago..... | L | 18-35 |
| F 12 | Butler | W | 25-23 |
| F 16 | Illinois..... | W | 13-12 |
| F 23 | Ohio State..... | L | 13-27 |
| F 25 | Illinois..... | L | 20-31 |
| M 1 | Northwestern | W | 23-14 |
| M 3 | Ohio State..... | W | 30-20 |
| M 8 | Iowa..... | L | 19-22 |
| M 11 | Iowa..... | W | 36-26 |
| M 15 | Chicago..... | W | 30-14 |

1924-25

Record: 6-11; Big Ten 3-9 (9th)
Coach: Walter Meanwell

| | | | |
|------|-----------------------|---|-------|
| D 12 | Wabash..... | W | 21-20 |
| D 19 | Butler | L | 16-22 |
| D 22 | Grinnell..... | W | 29-15 |
| J 6 | DePauw | W | 27-22 |
| J 10 | Minnesota | L | 14-16 |
| J 13 | Ohio State..... | L | 20-27 |
| J 19 | Michigan | L | 12-14 |
| J 24 | Minnesota..... | L | 14-25 |
| F 11 | Franklin College..... | L | 11-26 |
| F 16 | Iowa..... | W | 16-15 |
| F 21 | Illinois..... | L | 25-35 |
| F 23 | Purdue | L | 22-30 |
| F 28 | Michigan..... | L | 16-27 |
| M 3 | Iowa..... | W | 25-23 |
| M 9 | Illinois..... | W | 24-9 |
| M 12 | Purdue..... | L | 26-32 |
| M 14 | Ohio State..... | L | 23-37 |

1925-26

Record: 8-9; Big Ten 4-8 (T8th)
Coach: Walter Meanwell

| | | | |
|------|----------------------|---|-------|
| D 7 | North Dakota St..... | L | 11-16 |
| D 12 | South Dakota St..... | W | 48-9 |
| D 18 | Marquette | W | 42-26 |
| J 2 | DePauw | W | 32-31 |
| J 5 | Minnesota..... | W | 36-24 |
| J 11 | Indiana | W | 33-31 |
| J 16 | Chicago..... | L | 15-17 |
| J 23 | Northwestern | W | 35-27 |
| F 5 | Butler | W | 31-24 |
| F 13 | Chicago..... | W | 26-23 |
| F 16 | Northwestern..... | L | 26-36 |
| F 20 | Purdue..... | L | 21-29 |
| F 22 | Michigan..... | L | 13-22 |
| F 26 | Purdue..... | L | 31-32 |
| M 1 | Michigan (OT) | L | 23-24 |
| M 5 | Minnesota | L | 19-31 |
| M 9 | Indiana | L | 20-35 |

1926-27

Record: 10-7; Big Ten 7-5 (T4th)
Coach: Walter Meanwell

| | | | |
|------|-----------------------|---|-------|
| D 17 | Franklin College..... | L | 24-27 |
| D 22 | Marquette | W | 29-26 |
| D 30 | DePauw | W | 24-20 |
| J 3 | Syracuse (N1)..... | W | 31-24 |
| J 8 | Indiana | L | 23-28 |
| J 10 | Ohio State..... | W | 25-16 |
| J 15 | Northwestern..... | W | 28-18 |
| J 17 | Chicago (OT)..... | W | 33-30 |
| J 22 | Northwestern | W | 25-24 |
| F 8 | Notre Dame..... | L | 14-19 |
| F 12 | Chicago..... | W | 31-20 |
| F 19 | Ohio State..... | L | 16-20 |
| F 22 | Iowa..... | W | 24-21 |
| F 26 | Indiana | L | 23-31 |
| F 28 | Illinois..... | L | 28-32 |
| M 5 | Illinois..... | W | 39-13 |
| M 11 | Iowa..... | L | 17-26 |

N1 — at Cleveland, Ohio

1927-28

Record: 13-4; Big Ten 9-3 (T3rd)
Coach: Walter Meanwell

| | | | |
|------|-------------------|---|-------|
| D 10 | Coe..... | W | 18-6 |
| D 16 | Butler | W | 25-18 |
| D 19 | DePauw | W | 32-17 |
| J 2 | Oregon State..... | W | 36-21 |
| J 7 | Ohio State..... | W | 30-13 |
| J 9 | Michigan | W | 26-22 |
| J 14 | Minnesota | W | 35-26 |
| J 16 | Illinois..... | L | 33-34 |
| F 7 | Notre Dame..... | L | 14-21 |
| F 11 | Minnesota..... | W | 38-18 |
| F 18 | Ohio State..... | W | 21-18 |
| F 20 | Iowa..... | W | 31-21 |
| F 23 | Purdue | W | 28-22 |
| F 25 | Purdue..... | L | 15-31 |
| M 3 | Iowa..... | W | 20-17 |
| M 5 | Michigan..... | L | 19-42 |
| M 9 | Illinois..... | W | 32-22 |

1928-29

BIG TEN CO-CHAMPIONS

Record: 15-2; Big Ten 10-2 (T1st)
Coach: Walter Meanwell

| | | | |
|------|-----------------------|---|-------|
| D 10 | Franklin College..... | W | 37-19 |
| D 15 | Pittsburgh (N1)..... | W | 34-24 |
| D 29 | Lombard | W | 29-12 |
| J 1 | Carleton..... | W | 32-24 |
| J 5 | Minnesota..... | W | 29-21 |
| J 7 | Michigan..... | L | 23-31 |
| J 12 | Chicago..... | W | 33-21 |
| J 14 | Indiana | W | 24-20 |
| J 19 | Minnesota..... | W | 39-17 |
| J 21 | Purdue..... | W | 31-26 |
| F 12 | Bradley..... | W | 48-22 |
| F 16 | Indiana | W | 27-25 |
| F 18 | Northwestern | W | 37-23 |
| F 23 | Northwestern..... | W | 31-25 |
| F 25 | Purdue | W | 27-24 |
| M 4 | Michigan..... | L | 22-37 |
| M 9 | Chicago..... | W | 19-15 |

N1 — at Milwaukee

1929-30

Record: 15-2; Big Ten 8-2 (2nd)
Coach: Walter Meanwell

| | | | |
|------|--------------------|---|-------|
| D 14 | Monmouth..... | W | 28-10 |
| D 19 | Carleton..... | W | 27-18 |
| D 28 | Lombard | W | 22-11 |
| D 31 | Iowa State..... | W | 34-17 |
| J 4 | Northwestern..... | L | 14-23 |
| J 11 | Ohio State..... | W | 32-25 |
| J 18 | Illinois..... | W | 14-9 |
| J 20 | Chicago..... | W | 33-23 |
| J 23 | Indiana (OT)..... | W | 23-21 |
| F 8 | Carroll | W | 22-13 |
| F 11 | Marquette..... | W | 29-15 |
| F 13 | Marquette..... | W | 29-22 |
| F 15 | Northwestern | W | 29-22 |
| F 22 | Chicago..... | L | 21-23 |
| F 24 | Illinois..... | W | 23-17 |
| M 3 | Ohio State..... | W | 32-23 |
| M 8 | Indiana | W | 34-23 |

1930-31

Record: 8-9; Big Ten 4-8 (T7th)
Coach: Walter Meanwell

| | | | |
|-------------|----------------------------|----------------|--------------|
| D 13 | Carroll | W | 17-14 |
| D 18 | Pennsylvania | W | 25-12 |
| D 22 | Missouri | W | 37-9 |
| D 30 | Marquette | L | 14-16 |
| J 5 | Illinois | W | 12-9 |
| J 10 | Ohio State | L | 19-29 |
| J 12 | Michigan | L | 17-23 |
| J 17 | Iowa | W | 24-13 |
| J 19 | Minnesota | L | 26-28 |
| J 24 | Illinois | W | 30-20 |
| F 9 | Washington U. | W | 39-9 |
| F 14 | Minnesota | L | 15-42 |
| F 16 | Iowa | L | 17-19 |
| F 21 | Purdue | L | 27-46 |
| F 23 | Ohio State | W | 28-24 |
| F 28 | Michigan | L | 15-26 |
| M 2 | Purdue | L | 17-24 |

1931-32

Record: 8-10; Big Ten 3-9 (T8th)
Coach: Walter Meanwell

| | | | |
|-------------|-----------------------------------|----------------|--------------|
| D 11 | Brigham Young | W | 30-16 |
| D 15 | Pittsburgh | W | 30-29 |
| D 21 | Marquette | L | 23-26 |
| D 30 | Maryland (OT) | W | 32-30 |
| J 4 | at Northwestern (OT) | L | 30-31 |
| J 9 | Michigan | L | 18-24 |
| J 11 | Purdue | L | 22-38 |
| J 16 | Chicago | W | 24-18 |
| J 18 | Northwestern | L | 24-28 |
| F 8 | Marquette | W | 18-16 |
| F 10 | Butler | W | 28-17 |
| F 15 | Indiana | L | 21-33 |
| F 20 | Minnesota | L | 17-43 |
| F 22 | Chicago | W | 34-23 |
| F 27 | Purdue | L | 21-28 |
| F 29 | Michigan | L | 13-33 |
| M 5 | Indiana | W | 35-26 |
| M 7 | Minnesota | L | 21-23 |

1932-33

Record: 7-13; Big Ten 4-8 (8th)
Coach: Walter Meanwell

| | | | |
|-------------|-------------------------------|----------------|--------------|
| D 10 | Carleton | L | 29-34 |
| D 17 | Marquette | L | 16-18 |
| D 22 | Maryland | W | 22-13 |
| D 30 | Michigan State | W | 26-16 |
| J 3 | Marquette | L | 16-22 |
| J 7 | Chicago | W | 26-17 |
| J 9 | Iowa | W | 21-19 |
| J 14 | Indiana (OT) | W | 38-37 |
| J 16 | Northwestern | L | 22-40 |
| F 3 | Loyola (IL) | W | 28-26 |
| F 6 | Ohio State | L | 30-31 |
| F 11 | Illinois | L | 25-38 |
| F 13 | Iowa | L | 25-31 |
| F 18 | Indiana (OT) | L | 28-29 |
| F 20 | Illinois | L | 15-29 |
| F 25 | Northwestern | L | 28-30 |
| F 27 | UW-Stevens Point | L | 24-28 |
| M 4 | Ohio State | L | 20-37 |
| M 6 | Chicago | W | 28-16 |
| M 7 | Loyola (IL) | L | 24-39 |

1933-34

Record: 14-6; Big Ten 8-4, (T2nd)
Coach: Walter Meanwell

| | | | |
|-------------|-------------------------------|----------------|--------------|
| D 4 | Ripon | W | 47-18 |
| D 8 | Carleton | W | 38-18 |
| D 11 | Carroll | W | 44-17 |
| D 16 | Marquette | W | 32-30 |
| D 20 | UW-Stevens Point | W | 35-10 |
| D 30 | Butler | W | 37-27 |
| J 2 | Marquette | L | 26-28 |
| J 6 | Illinois | L | 17-20 |
| J 8 | Iowa | L | 26-32 |
| J 13 | Michigan | W | 34-23 |
| J 15 | Purdue | L | 26-27 |
| F 5 | Michigan State | L | 22-23 |
| F 10 | Minnesota | W | 31-30 |
| F 12 | Ohio State | W | 42-23 |
| F 17 | Illinois | W | 28-22 |
| F 19 | Michigan | W | 32-26 |
| F 24 | Ohio State | W | 44-38 |
| F 26 | Purdue | L | 25-37 |
| M 3 | Iowa | W | 35-32 |
| M 5 | Minnesota | W | 34-23 |

1934-35

BIG TEN CO-CHAMPIONS
Record: 15-5; Big Ten 9-3 (T1st)
Coach: Harold Foster

| | | | |
|-------------|--------------------------------|----------------|--------------|
| N 30 | Franklin College | W | 34-11 |
| D 7 | Carleton | W | 27-26 |
| D 10 | Wabash | W | 33-20 |
| D 15 | Marquette | W | 29-20 |
| D 22 | Marquette | L | 25-33 |
| D 29 | Pittsburgh | L | 27-31 |
| D 31 | Michigan St. (OT) | W | 23-21 |
| J 5 | Purdue | L | 18-19 |
| J 7 | Northwestern | W | 16-9 |
| J 12 | Indiana | W | 30-23 |
| J 14 | Michigan | W | 34-20 |
| J 19 | Northwestern | L | 31-36 |
| J 21 | Minnesota | W | 38-31 |
| F 9 | DePauw | W | 28-27 |
| F 11 | Chicago | W | 26-24 |
| F 16 | Indiana (OT) | W | 37-27 |
| F 18 | Minnesota | W | 28-27 |
| F 23 | Michigan | W | 33-19 |
| M 2 | Chicago | W | 48-25 |
| M 4 | Purdue | L | 24-43 |

1935-36

Record: 11-9; Big Ten 4-8 (8th)
Coach: Harold Foster

| | | | |
|-------------|-----------------------------|----------------|--------------|
| D 2 | DePauw | W | 18-16 |
| D 6 | Michigan State | W | 26-21 |
| D 9 | Hamline | W | 29-20 |
| D 14 | Marquette | W | 35-22 |
| D 21 | Marquette | W | 46-21 |
| D 23 | DePaul | L | 22-27 |
| J 1 | Washburn | W | 36-27 |
| J 4 | Ohio State | L | 23-44 |
| J 6 | Chicago (OT) | W | 38-36 |
| J 11 | Illinois | L | 27-29 |
| J 13 | Iowa | W | 27-21 |
| J 20 | Indiana | L | 24-26 |
| F 8 | Butler | W | 28-24 |
| F 10 | Ohio State | W | 34-25 |
| F 15 | Illinois | L | 20-36 |
| F 17 | Iowa | L | 25-32 |
| F 22 | Indiana | L | 21-54 |
| F 24 | Northwestern | L | 28-33 |
| F 29 | Chicago | W | 40-32 |
| M 2 | Northwestern | L | 26-49 |

1936-37

Record: 8-12; Big Ten 3-9 (T8th)
Coach: Harold Foster

| | | | |
|-------------|------------------------------|----------------|--------------|
| D 4 | Ball State | W | 38-33 |
| D 7 | North Dakota | W | 42-25 |
| D 12 | Marquette | W | 29-21 |
| D 19 | Marquette | W | 35-29 |
| D 21 | Pittsburgh | L | 30-41 |
| D 23 | Butler | L | 23-43 |
| D 30 | DePaul | L | 17-33 |
| J 4 | Purdue | L | 30-43 |
| J 9 | Illinois | L | 28-31 |
| J 11 | Ohio State | L | 22-28 |
| J 16 | Michigan | L | 31-43 |
| J 18 | Iowa | W | 29-23 |
| F 6 | Michigan State | W | 22-17 |
| F 8 | Ohio State (OT) | W | 35-33 |
| F 13 | Minnesota | L | 32-37 |
| F 20 | Iowa | L | 35-43 |
| F 22 | Illinois | L | 31-48 |
| F 27 | Minnesota | L | 17-30 |
| M 1 | Purdue | W | 46-43 |
| M 6 | Michigan | L | 27-41 |

1937-38

Record: 10-10; Big Ten 5-7 (7th)
Coach: Harold Foster

| | | | |
|-------------|-----------------------------|----------------|--------------|
| D 4 | Marquette | L | 21-32 |
| D 6 | North Dakota | W | 41-22 |
| D 11 | Pittsburgh | W | 44-36 |
| D 13 | Notre Dame | L | 31-33 |
| D 18 | Marquette | L | 32-38 |
| D 31 | Missouri | W | 40-29 |
| J 3 | Northwestern | L | 38-47 |
| J 8 | Minnesota | W | 35-28 |
| J 10 | Chicago | W | 50-27 |
| J 15 | Purdue | L | 34-40 |
| J 17 | Michigan | W | 39-30 |
| F 5 | Michigan State | W | 30-27 |
| F 7 | Indiana | L | 44-47 |
| F 12 | Northwestern | L | 23-27 |
| F 14 | Chicago | W | 46-32 |
| F 19 | Purdue | L | 39-46 |
| F 21 | Michigan | L | 29-58 |
| F 23 | Pennsylvania | W | 52-44 |
| F 28 | Indiana | W | 34-32 |
| M 5 | Minnesota | L | 28-35 |

1938-39

Record: 10-10; Big Ten 4-8 (7th)
Coach: Harold Foster

| | | | |
|-------------|-----------------------------|----------------|--------------|
| D 2 | Beloit | W | 41-26 |
| D 5 | Marquette | W | 27-26 |
| D 10 | Notre Dame | W | 45-39 |
| D 17 | Marquette | L | 27-46 |
| D 19 | Butler | L | 21-24 |
| D 20 | Xavier (OH) | W | 27-26 |
| J 2 | Detroit | W | 34-27 |
| J 7 | Iowa | W | 28-24 |
| J 9 | Chicago | L | 18-28 |
| J 14 | Indiana | L | 19-43 |
| J 16 | Michigan | W | 42-39 |
| J 21 | Illinois | L | 34-37 |
| F 4 | Michigan State | W | 39-37 |
| F 6 | Purdue | L | 31-39 |
| F 13 | Northwestern | L | 27-37 |
| F 18 | Purdue (OT) | W | 32-30 |
| F 20 | Minnesota | L | 32-34 |
| F 25 | Ohio State | L | 38-46 |
| F 27 | Minnesota | W | 35-25 |
| M 4 | Chicago | L | 33-39 |

1939-40

Record: 5-15; Big Ten 3-9 (9th)
Coach: Harold Foster

| |
|---|
| D 4 CarletonW.... 37-19 |
| D 9 MarquetteW.... 46-39 |
| D 12 Notre Dame.....L.....33-51 |
| D 16 Marquette.....L.....28-41 |
| D 30 Nebraska (N1).....L.....43-53 |
| J 2 StanfordL..... 26-39 |
| J 6 Chicago.....W.....20-18 |
| J 8 MichiganL..... 39-44 |
| J 13 Purdue.....L.....36-49 |
| J 15 IndianaL..... 34-40 |
| F 3 Michigan State.....L.....41-48 |
| F 5 ButlerL..... 46-50 |
| F 10 Iowa.....L.....35-37 |
| F 12 MinnesotaW.... 36-34 |
| F 17 Ohio State.....L.....35-41 |
| F 19 Illinois.....L.....35-37 |
| F 24 Purdue (OT)L.... 45-48 |
| F 26 Minnesota.....L.....39-44 |
| M 2 NorthwesternL.... 44-47 |
| M 4 ChicagoW.... 46-31 |

N1 — at Milwaukee
N2 — at Chicago Stadium

1940-41

**NCAA CHAMPIONS
BIG TEN CHAMPIONS**

Record: 20-3; Big Ten 11-1 (1st)
Coach: Harold Foster

| |
|---|
| D 2 Ripon (N1)W.... 39-20 |
| D 7 MarquetteW.... 38-32 |
| D 14 Notre DameW.... 44-43 |
| D 18 PittsburghL.... 34-36 |
| D 21 Marquette.....L.....30-40 |
| D 31 Princeton (N2).....W....52-40 |
| J 4 Nebraska.....W....46-31 |
| J 6 Minnesota.....L.....27-44 |
| J 11 IowaW.... 49-35 |
| J 13 Purdue (OT)W.... 48-42 |
| J 18 Michigan.....W....40-30 |
| J 20 Chicago.....W....44-37 |
| J 25 Ohio StateW.... 46-31 |
| F 8 ButlerW.... 59-55 |
| F 10 Northwestern (OT).....W....48-46 |
| F 15 IllinoisW.... 46-30 |
| F 17 Purdue.....W....43-42 |
| F 22 ChicagoW.... 65-25 |
| F 24 Indiana.....W....38-30 |
| M 1 MinnesotaW.... 42-32 |

NCAA Tournament
(Eastern Regional, Madison, Wis.)
M 21 Dartmouth.....W....51-50
M 22 Pittsburgh.....W....36-30
NCAA Championship
(Kansas City, Mo.)
M 29 Washington State.....W....39-34
N1 — at Wisconsin Rapids
N2 — at Milwaukee

1941-42

Record: 14-7; Big Ten 10-5, (T2nd)
Coach: Harold Foster

| |
|--|
| D 1 CarrollW.... 56-35 |
| D 6 MarquetteW.... 35-34 |
| D 13 Notre DameW.... 43-35 |
| D 20 Marquette.....W....36-25 |
| D 31 Dartmouth (N1).....L....49-57 |
| J 3 IllinoisL..... 40-55 |
| J 5 Indiana.....L.....34-38 |
| J 10 Iowa.....L.....45-49 |
| J 12 ChicagoW.... 56-24 |
| J 17 Northwestern (N2).....W....49-46 |
| J 19 MichiganW.... 58-36 |

| |
|--|
| J 24 IndianaW.... 42-36 |
| F 7 Great LakesL.... 42-47 |
| F 9 Chicago.....W....54-20 |
| F 14 Ohio StateW.... 49-39 |
| F 16 Purdue.....L.....34-40 |
| F 21 NorthwesternW.... 59-47 |
| F 23 Illinois.....L.....43-45 |
| F 28 Ohio State.....W....44-39 |
| M 2 Minnesota.....W....49-47 |
| M 7 IowaW.... 62-45 |

N1 — at Milwaukee
N2 — at Chicago Stadium

1942-43

Record: 12-9; Big Ten 6-6 (T4th)
Coach: Harold Foster

| |
|--|
| D 5 MarquetteW.... 45-36 |
| D 12 Camp GrantW.... 38-36 |
| D 14 Notre Dame (OT).....L....59-61 |
| D 19 Marquette.....W....50-38 |
| D 21 OklahomaW.... 48-37 |
| D 31 Harvard (N1).....W....58-41 |
| J 4 HamlineW.... 41-37 |
| J 9 Northwestern (N2).....W....67-65 |
| J 11 IllinoisL.... 40-52 |
| J 15 Michigan.....L.....34-38 |
| J 16 Michigan.....W....55-34 |
| J 26 Great Lakes.....L....43-61 |
| J 30 MinnesotaW.... 54-33 |
| F 6 Great LakesL.... 48-55 |
| F 8 ChicagoW.... 74-30 |
| F 13 IndianaL.... 44-51 |
| F 15 IndianaW.... 57-53 |
| F 20 Illinois.....L....26-50 |
| F 22 NorthwesternL.... 54-56 |
| F 27 Purdue.....W....53-45 |
| M 1 Minnesota.....L....34-48 |

N1 — at Milwaukee
N2 — at Chicago Stadium

1943-44

Record: 12-9; Big Ten 9-3 (T2nd)
Coach: Harold Foster

| |
|---|
| N 29 DePauw Pre-FlightW.... 28-25 |
| D 4 MarquetteL.... 43-51 |
| D 11 Notre Dame.....L....31-41 |
| D 13 Camp GrantL.... 40-51 |
| D 18 Marquette.....W....40-37 |
| D 31 Notre Dame (N1).....W....47-45 |
| J 3 Illinois (OT)L.... 43-45 |
| J 7 Illinois.....W....43-38 |
| J 8 Northwestern (N2).....L....38-60 |
| J 14 MichiganW.... 50-41 |
| J 15 MichiganW.... 42-31 |
| J 29 Minnesota.....W....49-30 |
| F 4 N'western (2OT)W.... 50-47 |
| F 7 Great LakesL.... 40-63 |
| F 11 Indiana.....W....62-43 |
| F 12 Indiana.....W....52-31 |
| F 19 Purdue (OT)L.... 50-52 |
| F 25 MinnesotaW.... 50-33 |
| M 3 DePaul (N2).....L....35-48 |
| M 4 Chicago.....W....74-46 |
| M 5 Great Lakes.....L....47-63 |

N1 — at Milwaukee
N2 — at Chicago Stadium

1944-45

Record: 10-11; Big Ten 4-8 (T6th)
Coach: Harold Foster

| |
|---|
| D 2 LawrenceW.... 48-22 |
| D 9 MarquetteW.... 45-40 |
| D 16 Notre DameL.... 46-57 |
| D 20 Iowa Pre-FlightW.... 51-43 |

| |
|---|
| D 23 Marquette.....W....46-39 |
| D 30 Missouri (N1).....W....52-37 |
| J 6 NorthwesternL.... 37-52 |
| J 8 Truax Field.....W....53-42 |
| J 13 MinnesotaW.... 46-37 |
| J 22 Great LakesL.... 51-66 |
| J 27 Northwestern (N2).....W....44-43 |
| J 29 Purdue.....L.....34-45 |
| F 2 Michigan.....L....39-50 |
| F 3 Ohio State.....L....36-40 |
| F 4 Great Lakes.....L....49-59 |
| F 9 Ohio StateL.... 34-63 |
| F 10 MichiganW.... 55-44 |
| F 17 PurdueW.... 64-48 |
| F 19 Iowa.....L.....53-54 |
| F 24 IowaL.... 38-68 |
| M 3 Minnesota.....L....50-54 |

N1 — at Milwaukee
N2 — at Chicago Stadium

1945-46

Record: 4-17; Big Ten 1-11 (9th)
Coach: Harold Foster

| |
|--|
| D 1 CarrollW.... 67-25 |
| D 3 RiponW.... 59-24 |
| D 8 MarquetteW.... 42-32 |
| D 15 Notre Dame.....L....51-65 |
| D 17 Great LakesL.... 47-54 |
| D 22 Marquette.....L....41-62 |
| D 23 Great Lakes.....L....39-53 |
| J 1 Illinois.....L....31-56 |
| J 5 Minnesota.....L....45-59 |
| J 7 Iowa.....L....50-57 |
| J 12 PurdueL.... 49-53 |
| J 26 Northwestern (N1).....L....34-56 |
| J 28 Purdue.....L....46-59 |
| F 2 MichiganW.... 58-57 |
| F 9 NorthwesternL.... 58-63 |
| F 11 Michigan.....L....56-66 |
| F 16 IowaL.... 39-44 |
| F 18 Illinois.....L....53-72 |
| F 23 Michigan StateL.... 48-59 |
| M 1 Michigan State.....L....52-56 |
| M 4 Minnesota.....L....57-58 |

N1 — at Chicago Stadium

1946-47

BIG TEN CHAMPIONS

Record: 16-6; Big Ten 9-3 (1st)
Coach: Harold Foster

| |
|---|
| D 2 LawrenceW.... 61-43 |
| D 7 MarquetteW.... 65-51 |
| D 9 Butler.....W....60-52 |
| D 14 Notre Dame (OT)W.... 53-49 |
| D 18 OklahomaL.... 40-56 |
| D 21 Marquette.....L....47-55 |
| D 23 So. CaliforniaW.... 61-56 |
| J 1 IllinoisW.... 53-47 |
| J 4 Iowa.....W....63-62 |
| J 11 IndianaW.... 70-49 |
| J 20 Michigan State.....W....58-48 |
| J 25 Illinois.....L....37-63 |
| J 27 NorthwesternW.... 45-44 |
| F 3 IowaW.... 60-53 |
| F 8 MinnesotaW.... 60-51 |
| F 10 Michigan.....W....52-51 |
| F 15 Northwestern (N1).....W....54-42 |
| F 22 Ohio StateL.... 56-57 |
| F 24 Purdue.....W....72-60 |
| M 1 Minnesota.....L....55-58 |

NCAA Tournament
(Eastern Regional, New York City)
M 20 City College of NY.....L....56-70
M 22 Navy.....W....50-49
N1 — at Chicago Stadium

1947-48

Record: 12-8; Big Ten 7-5 (T3rd)
Coach: Harold Foster

| | | |
|-------------|------------------------------|-------|
| D 6 | MarquetteW | 57-50 |
| D 8 | ButlerW | 61-53 |
| D 12 | PittsburghW | 49-36 |
| D 19 | California.....L | 61-73 |
| D 20 | California.....L | 44-59 |
| D 22 | Oklahoma.....L | 49-75 |
| D 31 | Marquette.....W | 67-60 |
| J 3 | IllinoisW | 52-47 |
| J 5 | MinnesotaW | 59-50 |
| J 10 | Indiana.....W | 58-54 |
| J 12 | IowaW | 60-51 |
| J 17 | MichiganL | 39-43 |
| J 19 | PurdueW | 49-44 |
| J 24 | Illinois.....L | 36-57 |
| F 7 | Northwestern (N1).....W | 68-62 |
| F 9 | Michigan StateW | 51-39 |
| F 16 | Ohio State.....L | 47-53 |
| F 21 | Iowa.....L | 40-62 |
| F 23 | NorthwesternW | 59-54 |
| M 1 | Minnesota.....L | 41-46 |

N1 — at Chicago Stadium

1948-49

Record: 12-10; Big Ten 5-7 (7th)
Coach: Harold Foster

| | | |
|-------------|-------------------------------|-------|
| D 1 | RiponW | 66-36 |
| D 4 | Marquette (OT)W | 67-63 |
| D 9 | MissouriW | 58-42 |
| D 11 | Loyola (IL)L | 37-40 |
| D 13 | Notre Dame.....L | 54-60 |
| D 21 | Southern California.....L | 31-36 |
| D 23 | UCLA.....W | 49-46 |
| D 31 | Marquette.....W | 60-34 |
| J 3 | Illinois.....L | 50-62 |
| J 8 | CreightonW | 75-39 |
| J 10 | Minnesota.....L | 33-47 |
| J 15 | IndianaW | 58-48 |
| J 17 | Ohio StateL | 54-57 |
| F 5 | IllinoisL | 54-61 |
| F 7 | Michigan.....L | 38-40 |
| F 12 | Northwestern (N1).....W | 56-52 |
| F 14 | Purdue.....L | 48-53 |
| F 19 | Iowa.....L | 60-61 |
| F 21 | NorthwesternW | 57-46 |
| F 26 | Western OntarioW | 79-45 |
| F 28 | IowaW | 70-47 |
| M 5 | MinnesotaW | 45-43 |

N1 — at Chicago Stadium

1949-50

Record: 17-5; Big Ten 9-3 (2nd)
Coach: Harold Foster

| | | |
|-------------|----------------------------|-------|
| D 3 | MarquetteW | 63-48 |
| D 6 | Kansas StateW | 56-48 |
| D 8 | Oregon StateL | 36-49 |
| D 10 | Loyola (IL).....W | 68-55 |
| D 13 | Notre DameW | 56-48 |
| D 17 | Marquette.....W | 62-45 |
| D 20 | Missouri.....L | 48-50 |
| D 28 | Rutgers (N1).....W | 68-55 |
| D 30 | UCLAW | 54-52 |
| J 2 | IllinoisW | 59-50 |
| J 7 | Indiana.....L | 59-61 |
| J 14 | MichiganW | 53-41 |
| J 16 | MinnesotaW | 57-54 |
| F 4 | Ohio State.....L | 47-61 |
| F 6 | Michigan State.....W | 66-47 |

| | | |
|-------------|----------------------------|-------|
| F 11 | Northwestern (N2).....W | 66-59 |
| F 13 | Iowa (OT).....W | 66-62 |
| F 18 | IowaW | 53-44 |
| F 20 | PurdueW | 56-45 |
| F 25 | Illinois.....L | 58-76 |
| F 27 | NorthwesternW | 67-53 |
| M 4 | Minnesota.....W | 60-54 |

N1 — at Iowa City, Iowa
N2 — at Chicago Stadium

1950-51

Record: 10-12; Big Ten 7-7 (T4th)
Coach: Harold Foster

| | | |
|-------------|------------------------------|-------|
| D 2 | MarquetteW | 49-42 |
| D 8 | Loyola (IL)L | 51-54 |
| D 11 | Notre Dame.....L | 61-67 |
| D 16 | Marquette.....L | 58-61 |
| D 18 | Kansas State.....L | 58-77 |
| D 19 | St. Louis (OT).....L | 48-53 |
| D 28 | San Jose StateW | 75-59 |
| J 1 | Illinois (OT)L | 69-71 |
| J 6 | Michigan.....W | 61-52 |
| J 8 | Michigan State.....W | 53-52 |
| J 13 | Ohio State.....W | 74-67 |
| J 15 | NorthwesternW | 68-56 |
| F 1 | ButlerW | 60-35 |
| F 3 | Minnesota.....W | 47-44 |
| F 5 | Ohio StateW | 56-51 |
| F 10 | Illinois.....L | 52-63 |
| F 12 | Purdue.....L | 46-62 |
| F 17 | IowaL | 60-73 |
| F 24 | Michigan StateW | 35-29 |
| F 26 | MichiganL | 50-52 |
| M 3 | PurdueL | 61-64 |
| M 5 | Indiana.....L | 58-68 |

1951-52

Record: 10-12; Big Ten 5-9 (7th)
Coach: Harold Foster

| | | |
|-------------|------------------------------|-------|
| D 1 | MarquetteW | 48-46 |
| D 8 | Notre DameL | 53-63 |
| D 13 | Loyola (LA)W | 66-47 |
| D 17 | St. LouisW | 55-54 |
| D 22 | Marquette.....L | 47-51 |
| D 27 | Oregon (N1).....W | 82-77 |
| D 28 | California (N1).....L | 49-68 |
| J 5 | PurdueL | 64-79 |
| J 7 | Illinois.....L | 49-53 |
| J 12 | Ohio StateW | 58-51 |
| J 19 | Northwestern.....W | 74-58 |
| J 21 | Michigan State.....L | 39-50 |
| F 6 | Butler.....W | 62-60 |
| F 9 | MinnesotaL | 47-54 |
| F 11 | Purdue.....L | 67-78 |
| F 16 | Michigan StateL | 55-57 |
| F 18 | Michigan.....L | 55-56 |
| F 23 | IndianaL | 48-63 |
| F 25 | MichiganW | 69-53 |
| M 1 | Ohio State.....L | 56-69 |
| M 3 | Iowa.....W | 78-75 |
| M 8 | IllinoisW | 58-48 |

N1 — at San Francisco

1952-53

Record: 13-9; Big Ten 10-8 (5th)
Coach: Harold Foster

| | | |
|-------------|-------------------------|-------|
| D 5 | MarquetteW | 76-55 |
| D 8 | Loyola (LA).....W | 81-60 |
| D 15 | IowaW | 75-70 |

| | | |
|-------------|------------------------------|-------|
| D 20 | Purdue.....L | 59-65 |
| D 26 | CaliforniaW | 64-57 |
| D 27 | Oregon (N1).....L | 64-66 |
| D 29 | Iowa.....L | 66-83 |
| J 3 | PurdueW | 50-46 |
| J 5 | Minnesota.....L | 53-64 |
| J 10 | Illinois.....L | 61-71 |
| J 12 | MinnesotaW | 76-74 |
| J 17 | Northwestern.....W | 78-56 |
| J 19 | Ohio StateW | 64-51 |
| F 7 | IllinoisL | 61-65 |
| F 9 | Indiana.....L | 48-66 |
| F 14 | MichiganW | 75-63 |
| F 16 | IndianaL | 70-72 |
| F 21 | Michigan.....W | 74-52 |
| F 23 | Michigan State.....L | 45-53 |
| F 28 | Ohio State.....W | 69-63 |
| M 7 | NorthwesternW | 74-58 |
| M 9 | Michigan StateW | 58-51 |

N1 — at Iowa City, Iowa

1953-54

Record: 12-10; Big Ten 6-8 (T5th)
Coach: Harold Foster

| | | |
|-------------|------------------------------|-------|
| D 1 | ButlerW | 70-54 |
| D 4 | Marquette.....W | 64-56 |
| D 7 | Loyola (IL).....W | 75-54 |
| D 12 | MissouriW | 64-53 |
| D 14 | OklahomaL | 65-69 |
| D 19 | LSU.....W | 82-66 |
| D 21 | Tulane (OT).....L | 55-57 |
| D 28 | DenverW | 67-48 |
| J 2 | PurdueW | 66-57 |
| J 4 | Indiana.....L | 67-70 |
| J 9 | Iowa.....L | 54-71 |
| J 11 | NorthwesternW | 64-47 |
| J 16 | IndianaL | 74-90 |
| J 18 | Michigan State.....W | 55-53 |
| F 6 | Ohio State.....W | 79-73 |
| F 13 | Illinois (OT)L | 64-70 |
| F 15 | MinnesotaL | 68-78 |
| F 20 | MichiganW | 77-56 |
| F 22 | Illinois.....L | 64-66 |
| F 27 | Purdue.....L | 66-71 |
| M 1 | Michigan StateW | 79-56 |
| M 6 | Minnesota.....L | 73-78 |

1954-55

Record: 10-12; Big Ten 5-9 (T6th)
Coach: Harold Foster

| | | |
|-------------|--------------------------------|--------|
| D 4 | Notre Dame.....L | 61-72 |
| D 6 | Western MichiganW | 80-68 |
| D 11 | Oklahoma.....W | 77-66 |
| D 13 | Missouri.....L | 56-67 |
| D 18 | LSUW | 107-68 |
| D 20 | TulaneL | 66-69 |
| D 29 | PrincetonW | 66-64 |
| J 1 | Illinois.....W | 79-64 |
| J 3 | IowaL | 69-86 |
| J 8 | Michigan State.....L | 77-94 |
| J 10 | Michigan.....L | 63-90 |
| J 15 | IndianaW | 77-66 |
| J 17 | Butler.....W | 57-53 |
| F 5 | Michigan StateL | 70-73 |
| F 7 | Indiana.....L | 58-65 |
| F 12 | Ohio StateW | 86-63 |
| F 14 | Purdue.....L | 63-75 |
| F 19 | IllinoisL | 71-99 |
| F 21 | MinnesotaL | 69-71 |
| F 26 | Northwestern.....L | 72-80 |
| F 28 | PurdueW | 75-73 |
| M 5 | Minnesota.....W | 78-72 |

1955-56

Record: 6-16; Big Ten 4-10 (T8th)
Coach: Harold Foster

| | | |
|-------------|----------------------------------|--------------|
| D 1 | ButlerL..... | 63-67 |
| D 5 | Notre Dame.....W..... | 70-66 |
| D 10 | KansasL..... | 66-74 |
| D 12 | So. MethodistL..... | 62-75 |
| D 19 | NebraskaW..... | 71-52 |
| D 28 | Washington.....L..... | 53-54 |
| D 29 | California.....L..... | 55-62 |
| D 30 | Stanford.....L..... | 53-65 |
| J 2 | PurdueL..... | 66-78 |
| J 7 | IndianaL..... | 71-75 |
| J 9 | Illinois (8).....L..... | 77-96 |
| J 14 | Ohio State (7) (2OT).....L..... | 98-100 |
| J 16 | MichiganW..... | 69-58 |
| F 4 | Northwestern.....W..... | 79-55 |
| F 6 | IowaL..... | 74-78 |
| F 11 | MinnesotaL..... | 71-77 |
| F 13 | Indiana.....W..... | 69-67 |
| F 18 | Iowa.....L..... | 66-80 |
| F 20 | Ohio StateL..... | 71-79 |
| F 25 | Michigan.....L..... | 68-78 |
| F 27 | Michigan State.....L..... | 82-89 |
| M 3 | NorthwesternW..... | 76-70 |

1956-57

Record: 5-17; Big Ten 3-11 (9th)
Coach: Harold Foster

| | | |
|-------------|--------------------------------------|--------------|
| D 1 | South Dakota (OT)L..... | 56-58 |
| D 3 | Butler.....L..... | 50-54 |
| D 8 | Notre DameL..... | 55-75 |
| D 10 | Nebraska.....L..... | 51-53 |
| D 15 | Washington U.W..... | 41-38 |
| D 20 | Bradley.....L..... | 62-74 |
| D 22 | Kansas (1).....L..... | 62-83 |
| D 29 | YaleW..... | 64-46 |
| J 5 | Northwestern.....L..... | 54-75 |
| J 7 | Indiana.....L..... | 68-79 |
| J 12 | Illinois (10)L..... | 63-79 |
| J 14 | Michigan.....L..... | 62-71 |
| J 19 | IowaL..... | 47-70 |
| J 21 | Ohio StateL..... | 64-67 |
| F 11 | MichiganW..... | 70-65 |
| F 16 | Ohio State.....L..... | 50-63 |
| F 18 | Minnesota.....L..... | 53-85 |
| F 23 | IndianaL..... | 74-85 |
| F 25 | Michigan StateL..... | 62-78 |
| M 2 | Purdue.....L..... | 66-85 |
| M 4 | NorthwesternW..... | 82-69 |
| M 9 | Iowa.....W..... | 60-59 |

1957-58

Record: 8-14; Big Ten 3-11 (10th)
Coach: Harold Foster

| | | |
|-------------|-----------------------------------|--------------|
| D 2 | South DakotaW..... | 63-56 |
| D 7 | Notre DameL..... | 53-75 |
| D 9 | Washington U.....W..... | 43-33 |
| D 16 | RiceW..... | 67-62 |
| D 19 | ButlerW..... | 59-58 |
| D 27 | New Mexico (N1).....W..... | 61-59 |
| D 28 | Wyoming (N1).....L..... | 65-93 |
| D 30 | Utah.....L..... | 70-72 |
| J 4 | IllinoisL..... | 59-64 |
| J 6 | Michigan.....L..... | 49-70 |
| J 11 | Ohio StateW..... | 67-64 |
| J 13 | Illinois.....W..... | 71-70 |
| J 18 | Purdue.....L..... | 47-62 |
| J 20 | Michigan StateW..... | 66-52 |
| F 8 | MinnesotaL..... | 66-71 |
| F 10 | IndianaL..... | 87-93 |
| F 15 | PurdueL..... | 76-81 |
| F 17 | Iowa.....L..... | 61-74 |
| F 22 | Michigan State.....L..... | 59-93 |
| F 24 | Minnesota.....L..... | 63-71 |

| | | |
|------------|-----------------------------|--------------|
| M 1 | Northwestern.....L..... | 65-82 |
| M 3 | MichiganL..... | 65-72 |

N1 — New Mexico Classic, Albuquerque

1958-59

Record: 3-19; Big Ten 1-13 (10th)
Coach: Harold Foster

| | | |
|-------------|---------------------------------------|--------------|
| D 2 | MarquetteL..... | 47-76 |
| D 6 | Rice.....L..... | 37-78 |
| D 8 | Southern Methodist.....L..... | 63-81 |
| D 13 | Notre DameW..... | 56-54 |
| D 15 | MissouriW..... | 68-60 |
| D 19 | WashingtonL..... | 48-62 |
| D 20 | California (N1).....L..... | 53-68 |
| D 30 | Butler.....L..... | 55-69 |
| J 3 | Minnesota.....L..... | 66-79 |
| J 5 | IllinoisL..... | 51-77 |
| J 10 | Purdue.....L..... | 61-84 |
| J 12 | MichiganL..... | 74-84 |
| F 2 | Michigan State (7)L..... | 57-88 |
| F 7 | Ohio State.....L..... | 72-78 |
| F 9 | PurdueW..... | 91-86 |
| F 14 | IowaL..... | 84-94 |
| F 16 | Illinois.....L..... | 54-93 |
| F 21 | MinnesotaL..... | 50-69 |
| F 23 | Michigan.....L..... | 63-87 |
| F 28 | NorthwesternL..... | 82-86 |
| M 2 | Michigan State (6).....L..... | 73-93 |
| M 7 | Indiana.....L..... | 71-97 |

N1 — at Iowa City, Iowa

1959-60

Record: 8-16; Big Ten 4-10 (9th)
Coach: John Erickson

| | | |
|-------------|-----------------------------------|---------------|
| D 1 | ButlerL..... | 82-88 |
| D 5 | Iowa StateL..... | 53-71 |
| D 7 | Notre Dame.....L..... | 58-78 |
| D 12 | Loyola (IL)W..... | 85-67 |
| D 14 | Missouri.....L..... | 66-78 |
| D 19 | Marquette.....L..... | 66-84 |
| D 21 | StanfordW..... | 61-60 |
| D 26 | Boston College (N1).....W..... | 95-82 |
| D 28 | Canisius (N1).....L..... | 65-80 |
| J 2 | Michigan StateL..... | 79-91 |
| J 4 | IowaL..... | 64-71 |
| J 9 | Purdue.....L..... | 69-99 |
| J 11 | NorthwesternL..... | 69-77 |
| J 27 | North DakotaW..... | 92-80 |
| J 30 | Minnesota.....L..... | 72-86 |
| F 6 | IndianaL..... | 85-97 |
| F 8 | Ohio State (4)L..... | 69-106 |
| F 13 | Indiana.....L..... | 71-91 |
| F 15 | Iowa.....W..... | 63-58 |
| F 20 | IllinoisW..... | 75-63 |
| F 22 | Michigan (OT).....W..... | 88-82 |
| F 27 | Ohio State (2).....L..... | 68-93 |
| F 29 | Northwestern.....L..... | 59-73 |
| M 5 | PurdueW..... | 89-80 |

N1 — Queen City Tourn., Buffalo, N.Y.

1960-61

Record: 7-17; Big Ten 4-10 (8th)
Coach: John Erickson

| | | |
|-------------|--------------------------------|--------------|
| D 1 | Butler.....L..... | 58-73 |
| D 3 | Air ForceW..... | 80-67 |
| D 5 | Iowa State.....L..... | 76-88 |
| D 10 | MarquetteW..... | 55-51 |
| D 17 | Bradley (2).....L..... | 66-88 |
| D 20 | NevadaW..... | 89-56 |
| D 28 | Oregon State (N1).....L..... | 54-56 |
| D 29 | Portland (N1) (OT).....L..... | 71-79 |
| D 30 | Washington St. (N1).....L..... | 72-78 |

| | | |
|-------------|-----------------------------------|---------------|
| J 7 | Michigan State.....W..... | 74-71 |
| J 9 | Iowa (6)L..... | 68-76 |
| J 28 | Loyola (IL).....L..... | 79-87 |
| J 30 | Ohio State (1)L..... | 68-100 |
| F 4 | Purdue.....L..... | 58-69 |
| F 6 | Illinois.....L..... | 73-77 |
| F 11 | Northwestern.....L..... | 52-54 |
| F 13 | Iowa (9).....L..... | 61-63 |
| F 18 | IndianaL..... | 84-98 |
| F 20 | MinnesotaW..... | 83-75 |
| F 25 | Ohio State (1).....L..... | 74-97 |
| F 27 | MichiganW..... | 76-68 |
| M 4 | NorthwesternW..... | 75-61 |
| M 6 | Indiana.....L..... | 69-80 |
| M 11 | PurdueL..... | 81-88 |

N1 — Far West Classic, Portland, Ore.

1961-62

Record: 17-7; Big Ten 10-4 (2nd)
Coach: John Erickson

| | | |
|-------------|-------------------------------------|----------------|
| D 2 | South DakotaW..... | 99-63 |
| D 4 | Florida StateW..... | 64-63 |
| D 9 | CincinnatiL..... | 67-86 |
| D 11 | Washington U.W..... | 91-63 |
| D 16 | PacificW..... | 92-68 |
| D 20 | Marquette.....L..... | 75-92 |
| D 26 | Providence (N1).....W..... | 95-84 |
| D 28 | Dayton (N1).....W..... | 105-93 |
| D 30 | Cincinnati (N1) (2).....L..... | 101-101 |
| J 6 | IowaW..... | 91-79 |
| J 8 | Michigan State.....W..... | 83-78 |
| J 23 | North Dakota St.W..... | 102-50 |
| J 27 | PurdueW..... | 89-86 |
| J 29 | Illinois.....W..... | 85-81 |
| F 3 | Minnesota.....W..... | 94-88 |
| F 5 | MichiganL..... | 74-81 |
| F 10 | Michigan StateW..... | 77-72 |
| F 12 | Indiana.....W..... | 105-94 |
| F 17 | Michigan.....L..... | 65-84 |
| F 19 | IllinoisW..... | 103-101 |
| F 24 | Northwestern.....W..... | 65-64 |
| F 26 | MinnesotaL..... | 90-92 |
| M 3 | Ohio State (1)W..... | 86-67 |
| M 10 | Iowa.....L..... | 64-81 |

N1 — ECAC Holiday Festival, NYC

1962-63

Record: 14-10; Big Ten 7-7 (6th)
Coach: John Erickson

| | | |
|-------------|------------------------------------|---------------|
| D 1 | Air Force.....W..... | 72-64 |
| D 3 | Arizona.....L..... | 46-51 |
| D 8 | Texas-El PasoW..... | 73-59 |
| D 10 | Indiana StateL..... | 86-87 |
| D 15 | Miami (OH)W..... | 84-58 |
| D 19 | MarquetteW..... | 76-58 |
| D 22 | UCLAL..... | 63-77 |
| D 28 | Utah (N1).....W..... | 94-72 |
| D 29 | Marquette (N1).....W..... | 70-56 |
| J 5 | Purdue.....W..... | 74-66 |
| J 12 | Michigan StateL..... | 68-75 |
| J 14 | Iowa.....L..... | 56-65 |
| J 26 | St. John's (NY)W..... | 85-52 |
| F 2 | MinnesotaL..... | 68-69 |
| F 4 | Michigan.....W..... | 81-78 |
| F 9 | Ohio State.....L..... | 70-94 |
| F 11 | Illinois (4)W..... | 84-77 |
| F 16 | NorthwesternW..... | 78-65 |
| F 18 | Minnesota.....L..... | 48-72 |
| F 23 | Illinois (6).....L..... | 77-89 |
| F 25 | IndianaW..... | 102-96 |
| M 2 | Michigan State (OT).....W..... | 92-89 |
| M 4 | IowaW..... | 75-69 |
| M 9 | MichiganL..... | 80-82 |

N1 — Milwaukee Classic

1963-64

Record: 8-16; Big Ten 2-12 (10th)
Coach: John Erickson

| | | | |
|------|---------------------|--------|--------|
| D 2 | Kent |W | 88-77 |
| D 7 | Ohio |L | 76-77 |
| D 10 | Pittsburgh |W | 85-83 |
| D 14 | Cincinnati (6) |L | 60-65 |
| D 17 | Gonzaga |W | 115-71 |
| D 20 | Kentucky (N1) (2) |L | 85-108 |
| D 21 | Princeton (N1) (OT) |L | 87-90 |
| D 27 | Dartmouth (N2) |W | 94-68 |
| D 28 | Georgia Tech (N2) |W | 104-84 |
| J 4 | Ohio State (8) |L | 85-101 |
| J 6 | Michigan State |L | 90-106 |
| J 11 | Northwestern |L | 63-76 |
| J 13 | Iowa |W | 79-61 |
| J 28 | Marquette |W | 72-68 |
| F 1 | Minnesota |L | 92-111 |
| F 8 | Purdue |W | 81-80 |
| F 11 | Northwestern |L | 64-72 |
| F 15 | Ohio State |L | 74-92 |
| F 17 | Indiana (2OT) |L | 80-82 |
| F 22 | Michigan (2) |L | 59-103 |
| F 24 | Indiana |L | 82-108 |
| F 29 | Purdue |L | 83-97 |
| M 2 | Minnesota |L | 96-105 |
| M 7 | Illinois |L | 73-97 |

N1 – Kentucky Invitational, Lexington
N2 – Milwaukee Classic

1964-65

Record: 9-13; Big Ten 4-10 (8th)
Coach: John Erickson

| | | | |
|------|---------------------|--------|--------|
| D 1 | Houston |W | 76-65 |
| D 8 | Pittsburgh |W | 80-63 |
| D 12 | Bowling Green |W | 87-56 |
| D 15 | Illinois |L | 56-70 |
| D 18 | Boston College (N1) |L | 85-86 |
| D 19 | Marquette (N1) |L | 61-62 |
| D 26 | Boston College (N2) |W | 70-69 |
| J 4 | Iowa |L | 62-92 |
| J 9 | Minnesota |L | 57-81 |
| J 11 | Purdue |W | 76-66 |
| J 13 | Marquette |L | 58-59 |
| J 30 | Ohio State |L | 86-98 |
| F 1 | Notre Dame |W | 98-90 |
| F 6 | Ohio State |L | 71-73 |
| F 13 | Purdue |L | 74-83 |
| F 16 | Minnesota (9) |L | 91-101 |
| F 20 | Indiana (7) |L | 87-101 |
| F 23 | Northwestern (OT) |W | 93-87 |
| F 27 | Michigan State |W | 99-89 |
| M 2 | Michigan (1) |L | 75-98 |
| M 6 | Northwestern |W | 88-76 |
| M 8 | Indiana |L | 73-92 |

N1 – Milwaukee Classic
N2 – Rainbow Classic, Honolulu

1965-66

Record: 11-13; Big Ten 6-8 (7th)
Coach: John Erickson

| | | | |
|------|--------------------|--------|--------|
| D 1 | Nebraska |L | 88-101 |
| D 4 | Notre Dame |W | 97-79 |
| D 11 | Houston |L | 57-82 |
| D 14 | Illinois |L | 70-90 |
| D 17 | Washington (N1) |L | 67-81 |
| D 18 | West Virginia (N1) |L | 93-101 |
| D 20 | Montana |W | 76-72 |
| D 22 | Cincinnati |L | 74-87 |
| D 29 | Pennsylvania |W | 84-70 |
| J 3 | Marquette |W | 73-72 |
| J 8 | Iowa (7) |W | 69-68 |
| J 11 | Illinois |L | 64-80 |

| | | | |
|------|-----------------|--------|---------|
| J 27 | Hardin-Simmons |W | 83-63 |
| J 29 | Michigan |L | 67-69 |
| J 31 | Ohio State (OT) |L | 81-87 |
| F 5 | Michigan State |L | 65-79 |
| F 7 | Indiana |W | 79-78 |
| F 12 | Michigan (10) |L | 102-120 |
| F 19 | Michigan State |W | 78-77 |
| F 21 | Northwestern |L | 65-76 |
| F 26 | Iowa |L | 70-80 |
| F 28 | Northwestern |W | 90-62 |
| M 5 | Purdue |W | 69-68 |
| M 7 | Minnesota |W | 87-74 |

– Milwaukee Classic

1966-67

Record: 13-11; Big Ten 8-6 (4th)
Coach: John Erickson

| | | | |
|------|----------------------|--------|--------|
| D 3 | Cincinnati (10) (OT) |L | 70-77 |
| D 10 | Bowling Green |L | 69-81 |
| D 13 | Iowa State |W | 80-73 |
| D 16 | Fordham (N1) |W | 67-66 |
| D 17 | South Carolina (N1) |W | 88-84 |
| D 19 | Illinois |L | 74-87 |
| D 28 | UCLA (N2) (1) |L | 56-100 |
| D 29 | Michigan (N2) |L | 88-98 |
| D 30 | Arizona (N2) |W | 104-77 |
| J 4 | Marquette |L | 60-66 |
| J 7 | Purdue |W | 79-76 |
| J 10 | Michigan |W | 98-90 |
| J 25 | South Dakota |W | 94-53 |
| J 28 | Michigan State |L | 61-68 |
| F 4 | Ohio State (OT) |L | 84-90 |
| F 11 | Indiana |L | 81-93 |
| F 14 | Minnesota |W | 85-75 |
| F 18 | Iowa (3OT) |W | 96-95 |
| F 21 | Northwestern |W | 110-94 |
| F 25 | Michigan State |W | 68-64 |
| F 28 | Northwestern |L | 82-91 |
| M 4 | Michigan (N3) |W | 80-79 |
| M 7 | Iowa (OT) |L | 87-90 |
| M 11 | Illinois |W | 102-92 |

N1 – Milwaukee Classic
N2 – Los Angeles Classic
N3 – at Detroit

1967-68

Record: 13-11; Big Ten 7-7 (5th)
Coach: John Erickson

| | | | |
|------|-------------------|--------|--------|
| D 2 | DePauw |W | 90-68 |
| D 5 | Notre Dame |L | 73-81 |
| D 9 | SMU |W | 120-82 |
| D 15 | LSU (N1) |W | 96-94 |
| D 16 | Marquette (N1) |W | 70-62 |
| D 20 | Florida |W | 86-81 |
| D 27 | Pennsylvania (N2) |W | 86-67 |
| D 28 | Temple (N2) |L | 80-82 |
| D 29 | Duquesne (N2) |L | 66-76 |
| J 6 | Michigan |W | 77-75 |
| J 9 | Purdue |L | 79-99 |
| J 11 | Marquette |L | 56-71 |
| J 16 | Michigan State |W | 70-68 |
| J 30 | Minnesota |W | 72-62 |
| F 3 | Ohio State |L | 64-86 |
| F 6 | Illinois |L | 60-68 |
| F 10 | Indiana |W | 95-83 |
| F 12 | Ohio State |W | 86-78 |
| F 17 | Iowa |L | 61-69 |
| F 24 | Michigan State |L | 77-87 |
| F 27 | Minnesota |W | 94-82 |
| M 2 | Purdue |W | 104-84 |
| M 5 | Indiana |L | 85-93 |
| M 9 | Northwestern |L | 75-77 |

N1 – Milwaukee Classic
N2 – Quaker City Classic, Philadelphia

1968-69

Record: 11-13; Big Ten 5-9 (T8th)
Coach: John Powless

| | | | |
|------|-------------------|--------|--------|
| N 30 | Nebraska |L | 55-68 |
| D 3 | Kansas (4) |W | 67-62 |
| D 7 | North Dakota |W | 94-48 |
| D 11 | Notre Dame (7) |L | 56-57 |
| D 14 | Northern Illinois |W | 69-67 |
| D 21 | Florida |L | 66-71 |
| D 27 | Ohio (N1) |W | 74-68 |
| D 28 | Marquette (N1) |L | 56-59 |
| D 31 | Kentucky (N2) (3) |W | 69-65 |
| J 4 | Purdue |L | 80-86 |
| J 7 | Michigan State |L | 67-77 |
| J 11 | Ohio State (16) |L | 69-84 |
| J 14 | Minnesota |W | 68-61 |
| J 28 | Marquette (16) |W | 56-50 |
| F 1 | Illinois (7) |L | 73-86 |
| F 4 | Indiana |L | 63-65 |
| F 8 | Ohio State (12) |W | 77-73 |
| F 11 | Minnesota |W | 69-63 |
| F 15 | Purdue (8) |L | 69-87 |
| F 22 | Michigan State |W | 76-64 |
| F 25 | Indiana |L | 84-101 |
| M 1 | Michigan |L | 79-84 |
| M 4 | Northwestern |L | 70-72 |
| M 8 | Iowa |W | 84-74 |

N1 – Milwaukee Classic
N2 – at Chicago Stadium

1969-70

Record: 10-14; Big Ten 5-9 (T6th)
Coach: John Powless

| | | | |
|------|--------------------|--------|---------|
| D 1 | Ball State |W | 88-74 |
| D 6 | Southern Methodist |W | 78-76 |
| D 8 | Kansas |L | 60-76 |
| D 13 | Southern Illinois |L | 69-74 |
| D 16 | Iowa State |L | 73-84 |
| D 20 | Pittsburgh |W | 85-71 |
| D 26 | Utah State (N1) |W | 81-74 |
| D 27 | Marquette (N1) |L | 43-64 |
| J 3 | Illinois |L | 69-74 |
| J 6 | Purdue |L | 74-90 |
| J 10 | Iowa |L | 74-92 |
| J 13 | Minnesota |W | 90-84 |
| J 27 | Marquette (7) |L | 51-60 |
| J 31 | Ohio (13) |W | 72-69 |
| F 3 | Illinois (14) |W | 66-65 |
| F 7 | Michigan State |W | 89-79 |
| F 10 | Iowa (14) |L | 100-119 |
| F 14 | Michigan |W | 84-74 |
| F 17 | Indiana |L | 77-89 |
| F 21 | Northwestern |L | 75-82 |
| F 24 | Ohio State |L | 86-98 |
| F 28 | Michigan |W | 90-86 |
| M 3 | Northwestern |L | 82-87 |
| M 7 | Ohio State |L | 87-96 |

N1 – Milwaukee Classic

1970-71

Record: 9-15; Big Ten 4-10 (T7th)
Coach: John Powless

| | | | |
|------|--------------------|--------|--------|
| D 1 | Eastern Illinois |W | 102-84 |
| D 5 | Michigan Tech |W | 114-70 |
| D 8 | Pittsburgh |L | 76-81 |
| D 12 | Loyola (LA) |W | 94-83 |
| D 15 | Ohio |L | 80-81 |
| D 19 | Tulane |W | 96-77 |
| D 29 | Texas (N1) |W | 89-73 |
| D 30 | Marquette (N1) (3) |L | 69-72 |
| J 9 | Michigan |L | 89-90 |
| J 12 | Illinois |L | 82-84 |
| J 16 | Ohio State |L | 69-83 |

J 19 NorthwesternW87-72
F 2 Marquette (1).....L75-89
F 6 Iowa.....L91-93
 F 9 Southern Illinois.....L75-86
 F 13 Northwestern.....L91-101
F 16 Ohio State (20)L71-79
 F 20 Michigan State.....L78-97
F 23 Illinois.....W88-84
 F 27 Iowa.....W89-83
M 2 Indiana (T18) (2OT).....W94-87
 M 6 Minnesota.....L98-104
M 9 PurdueL77-81
 M 13 Michigan.....L73-93

N1 – Milwaukee Classic

1971-72

Record: 13-11; Big Ten 6-8 (T5th)
 Coach: John Powless

D 1 Michigan TechW. **107-74**
 D 4 Tulane.....L70-72
 D 6 Loyola (LA).....W67-66
D 8 DePauw.....W92-69
D 11 Northern Michigan ...W. **104-65**
D 13 Florida Tech.....W90-58
D 18 Pittsburgh.....W80-63
 D 27 Marshall (N1) (17).....L83-85
 D 28 Georgetown (N1).....W82-62
 J 3 Marquette (2).....L60-72
J 8 Iowa.....W81-80
 J 11 Michigan State.....L76-83
 J 15 Indiana (17) (OT).....W66-64
J 18 Minnesota (17).....L59-65
 F 5 Ohio State (9).....L69-79
F 12 Indiana (OT).....L76-84
 F 15 Purdue.....W84-65
 F 19 Minnesota.....L73-76
F 22 PurdueW66-60
 F 26 Illinois.....L86-91
F 29 Michigan State.....W. **101-74**
M 4 NorthwesternL82-90
 M 7 Michigan.....L70-93
M 11 Illinois.....W97-84

N1 – Milwaukee Classic

1972-73

Record: 11-13; Big Ten 5-9 (9th)
 Coach: John Powless

N 25 UCLA (PS 1).....L53-94
D 2 SIU-Edwardsville.....W. **100-74**
 D 4 Oral Roberts (12).....L76-90
D 9 South Dakota.....W87-63
D 19 West Virginia.....W77-59
 D 29 Yale#.....W90-64
 D 30 Marquette# (3) (2OT).....L73-75
 J 3 Pittsburgh.....W72-70
J 6 Indiana (20).....L64-78
 J 8 Illinois.....L74-76
 J 13 Minnesota (8).....L54-78
J 20 Michigan State.....W93-80
 J 22 Purdue (20).....L59-66
 J 27 Northwestern.....L73-74
J 29 Minnesota (9).....L64-81
F 3 Ohio State.....W84-76
F 6 Marquette (7).....L58-64
F 10 Illinois.....W99-88
 F 17 Iowa.....L76-100
 F 20 Ohio.....W82-68
 F 24 Indiana (10).....L55-57
F 26 Purdue (20).....W71-63
M 3 Michigan.....W94-79
 M 10 Michigan State (OT).....L78-79

– Milwaukee Classic

1973-74

Record: 16-8; Big Ten 8-6 (T4th)
 Coach: John Powless

D 1 Rollins.....W77-55
D 3 California-Davis.....W97-53
D 8 North Dakota St......W88-60
D 15 DePauw.....W92-51
 D 19 West Virginia.....W69-62
D 22 UW-Milwaukee.....W73-46
 D 28 SMU#.....W74-73
 D 29 Marquette# (6) (OT).....L48-49
J 5 NorthwesternW87-53
J 9 Ohio.....W69-68
 J 12 Indiana (T13).....L51-52
J 19 Illinois.....W. **101-75**
J 26 Ohio State.....W69-64
 J 28 Michigan (20).....L75-83
 F 2 Minnesota (OT).....L63-64
 F 5 Marquette (6).....L58-59
F 9 Iowa.....W. **113-87**
F 11 Indiana (12).....L63-81
 F 16 Purdue.....L80-107
 F 23 Ohio State.....W68-56
F 25 Michigan (17).....L74-79
M 2 Michigan State.....W87-80
 M 4 Iowa.....W74-58
 M 9 Northwestern.....W77-62

– Milwaukee Classic

1974-75

Record: 8-18; Big Ten 5-13 (8th)
 Coach: John Powless

N 30 Ohio.....W71-62
D 4 St. Mary's (CA).....L60-62
D 7 Iowa State.....W86-84
D 18 Stanford.....L67-89
D 21 Brown.....W79-68
 D 27 Virginia (N1).....L78-86
 D 28 Georgia (N1) (OT).....L89-91
J 2 Minnesota.....L46-61
 J 4 Northwestern.....L66-69
 J 11 Purdue.....L49-88
 J 13 Illinois.....L56-72
J 18 Ohio State.....L67-69
J 20 Indiana (1).....L69-89
 J 25 Michigan State.....L87-105
 J 27 Michigan (OT).....L73-75
F 1 Iowa (OT).....W86-85
F 4 Marquette (11).....L63-69
F 8 PurdueL64-69
F 10 Illinois.....W76-70
 F 15 Ohio State.....L70-76
 F 17 Indiana (1).....L58-93
F 22 Michigan State.....W. **103-96**
F 24 Michigan.....W70-68
 M 1 Iowa.....L68-75
 M 3 Minnesota.....L58-65
M 8 NorthwesternW94-70

N1 – Milwaukee Classic

1975-76

Record: 10-16; Big Ten 4-14 (9th)
 Coach: John Powless

N 29 DePauw.....W. **105-63**
D 3 North Dakota St......W87-79
D 6 Loyola (IL).....W88-73
D 8 Northern Illinois.....W97-77
D 13 Northern Mich......W92-59
 D 16 Marquette (7).....L54-78
 D 29 Stanford (N1).....W70-64
 D 30 Marquette (N1) (4).....L66-82
J 3 Michigan State.....W70-63
J 5 Ohio State (OT).....W82-81
J 8 Michigan (16).....L .. **81-106**
 J 10 Purdue.....L72-87

J 12 Illinois.....L61-71
J 17 Iowa.....L71-81
J 19 Minnesota.....L84-96
 J 24 Northwestern.....L60-62
 J 31 Indiana (1).....L61-114
 F 2 Michigan (16).....L86-107
F 7 Purdue.....L74-85
F 9 Illinois.....L59-70
 F 14 Iowa.....L82-96
 F 16 Minnesota.....L74-98
F 21 NorthwesternL77-90
F 26 Indiana (1).....L67-96
 M 1 Ohio State.....W91-79
 M 6 Michigan State.....W86-82
 N1 – Milwaukee Classic

1976-77

Record: 11-16; Big Ten 7-11 (T7th)
 Coach: Bill Cofield

N 27 Kentucky (6).....L64-72
D 2 St. Mary's (CA).....W82-76
D 6 DePaul.....W68-66
 D 11 Stanford.....L66-70
 D 13 Northern Illinois.....L57-81
D 15 Loyola (IL).....W71-68
 D 27 Boston College (N1) . W74-66
 D 28 Marquette (N1) (12).....L57-64
 J 6 Michigan State.....L61-84
 J 8 Michigan (6).....L63-66
J 13 Ohio State.....L58-60
J 15 Indiana.....L64-79
J 20 NorthwesternW61-60
 J 22 Minnesota (13) %.....W64-82
 J 24 Purdue (18).....L71-81
J 27 Michigan (7).....L64-69
J 29 Mich. St. (3OT).....W87-83
 F 3 Illinois.....L72-82
 F 5 Iowa.....L73-90
F 10 Purdue.....W76-74
F 12 Illinois.....W62-50
 F 19 Northwestern.....L88-98
F 21 Marquette (19).....L58-73
 F 24 Indiana.....W66-64
 F 26 Ohio State (OT).....L80-82
M 3 Minnesota (9) %.....W61-64
M 5 Iowa (2OT).....L93-94

N1 – Milwaukee Classic

% – Game later forfeited by Minnesota

1977-78

Record: 8-19; Big Ten 4-14 (T9th)
 Coach: Bill Cofield

D 1 UW-Milwaukee.....W72-66
D 3 Canisius.....W96-70
 D 7 George Washington ...L74-77
 D 9 Providence (14).....L62-73
 D 12 Iowa State.....L73-82
D 14 DePaul.....L62-85
D 29 Loyola (IL).....W71-70
D 31 N. Illinois (OT).....W74-73
 J 5 Ohio State.....L61-77
 J 7 Michigan State (12).....L63-74
J 12 Purdue.....L70-79
J 14 Indiana.....W78-65
 J 19 Michigan.....L64-83
J 21 Minnesota.....L51-61
J 28 NorthwesternL85-93
 J 30 Iowa.....L73-88
 F 2 Illinois.....L71-74
F 4 Iowa.....W82-72
 F 9 Minnesota.....L55-64
F 11 Illinois.....W80-73
 F 14 Marquette (1).....L64-75
F 16 Michigan.....L66-68
 F 18 Northwestern.....W81-80
 F 23 Indiana.....L54-58
 F 25 Purdue.....L78-87
M 2 Michigan State (6).....L75-89
M 4 Ohio State.....L78-83

1978-79

Record: 12-15; Big Ten 6-12 (T8th)
Coach: Bill Cofield

N 24 UW-Milwaukee.....W....74-55
N 28 St. John's (NY).....W....73-68
D 1 Long Island (N1).....W....89-70
D 2 St. Louis (N1).....W....66-63
D 9 Loyola (IL).....W....79-74
 D 16 DePaulL....78-84
D 23 Marquette (16).....W....65-52
 D 28 Louisville (N2) (16).....L....53-70
 D 29 Oral Roberts (N2).....L....69-102
 J 4 Michigan State (1).....L....55-84
 J 6 Ohio State.....L....71-82
J 11 Northwestern.....W....95-82
J 13 Michigan.....W....77-66
J 18 Illinois (8).....L....74-81
 J 20 Minnesota.....L....72-82
 J 25 IndianaL....61-82
 J 27 Purdue.....L....60-73
F 1 Iowa (15).....L....64-70
F 3 Purdue.....L....48-54
F 8 Minnesota.....L....72-74
 F 10 Iowa (14).....L....65-79
 F 15 Illinois.....L....64-81
F 17 Indiana (OT).....L....62-68
 F 22 Michigan.....W....66-65
 F 24 Northwestern.....W....72-70
M 1 Ohio State.....W....76-73
M 3 Michigan St. (4).....W....83-81

N1 – Wisconsin Invitational, Madison
N2 – Holiday Classic, Louisville, KY

1980-81

Record: 11-16; Big Ten 5-13 (9th)
Coach: Bill Cofield

D 1 Alabama.....L....75-90
D 5 Kentucky St. (N1).....W....77-65
D 6 UW-GB (N1) (2OT).....W....68-66
D 9 Ball State.....W....85-72
 D 12 Davidson (N2)L....63-67
 D 13 UNC-Charlotte (N2).....W....71-63
D 22 Texas Southern.....W....58-49
D 21 Central Michigan.....W....69-62
 J 8 Minnesota (19).....L....60-76
 J 10 Northwestern.....L....48-50
J 15 Iowa (14).....L....66-76
J 17 Purdue.....L....69-71
J 22 Michigan State.....W....63-62
 J 24 Illinois (15).....W....54-45
 J 29 Ohio State.....L....67-71
J 31 Michigan (17).....L....67-74
 F 5 Indiana (17).....L....64-89
 F 7 Michigan (14).....L....64-71
F 12 Illinois (17).....L....65-84
F 14 Indiana (20).....L....52-59
 F 19 Michigan State.....L....65-74
F 21 Ohio State.....W....77-63
 F 26 Purdue.....L....61-72
 F 28 Iowa (8).....L....75-96
M 5 Northwestern.....W....60-57
M 7 Minnesota (OT).....W....60-58
M 10 Marquette.....L....53-64

N1 – Wisconsin Invitational, Madison
N2 – First Union Classic, Charlotte, N.C.

1982-83

Record: 8-20; Big Ten 3-15 (10th)
Coach: Steve Yoder

N 27 Washington State.....L....64-66
N 29 Toledo.....W....79-71
D 1 Northern Iowa.....W....76-69
D 4 Kansas State.....W....64-52
 D 8 Ball State.....L....66-76
D 11 Central Michigan.....W....83-67
 D 20 Northern Ill. (N1)W....58-55
 D 28 Georgetown (N2) (10).....L....43-71
 D 29 USC (N2).....L....76-86
J 6 Purdue (20).....L....64-80
J 8 Illinois.....L....54-61
 J 13 Michigan State.....L....66-86
 J 15 Michigan.....L....57-62
J 20 Northwestern.....W....49-45
J 22 Iowa (10).....W....65-62
J 29 Minnesota (16).....L....58-65
 F 3 Indiana (6).....L....73-83
 F 5 Ohio State.....L....69-82
F 9 Ohio State.....L....65-68
F 12 Indiana (4).....L....56-75
F 17 Marquette.....L....62-68
 F 19 Minnesota.....L....71-78
 F 24 Iowa (17).....L....63-93
 F 26 Northwestern (N3).....L....57-64
M 2 Michigan.....W....82-70
M 5 Michigan State.....L....65-91
 M 10 Illinois.....L....64-71
 M 12 Purdue.....L....64-79

N1 – at Metro Centre, Rockford, Ill.
N2 – Winston Tire Classic, Los Angeles
N3 – at Alumni Hall (DePaul), Chicago

1979-80

Record: 15-14; Big Ten 7-11 (8th)
Coach: Bill Cofield

N 30 Okla. City (N1).....W....99-92
D 1 E. Tenn. St. (N1).....W....68-56
 D 5 DePaul (10).....L....77-90
D 8 Alabama.....L....62-66
D 12 Eastern Michigan.....W....69-57
 D 15 Marquette.....W....57-56
D 22 Cleveland State.....W....103-78
D 23 Morgan State.....W....94-42
 D 27 Nebraska (N2) (OT).....L....82-83
 D 29 Nevada (N2).....W....86-61
 D 30 Army (N2).....W....78-54
J 3 Northwestern.....W....75-66
J 5 Indiana (11).....W....52-50
 J 10 Minnesota (OT).....L....76-82
 J 12 Iowa (12).....L....65-66
 J 17 Michigan State.....L....61-62
J 19 Illinois.....L....64-69
J 24 Purdue (14) (OT).....L....60-73
 J 26 Ohio State (4).....W....72-71
J 31 Michigan (OT).....L....69-73
F 2 Ohio State (6).....W....70-67
 F 7 Illinois.....L....50-67
 F 9 Michigan.....L....59-68
F 14 Michigan State.....W....80-66
 F 16 Purdue (15).....L....61-69
F 21 Iowa.....W....62-58
F 23 Minnesota.....W....70-55
 F 28 Indiana (13).....L....52-61
 M 1 Northwestern.....L....50-53

N1 – Wisconsin Invitational, Madison
N2 – Rainbow Classic, Honolulu

1981-82

Record: 6-21; Big Ten 3-15 (10th)
Coach: Bill Cofield

D 4 UIC (N1).....L....66-74
D 5 UW-Green Bay (N1).....W....77-65
 D 9 Central Michigan.....L....68-71
D 12 Ball State.....W....71-70
D 21 Northern Iowa.....W....65-53
 D 27 Oregon (N2).....L....82-85
 D 28 Tennessee (N2).....L....67-79
 D 29 Iowa State (N2).....L....79-103
 J 7 Michigan.....W....65-63
 J 9 Ohio State.....L....59-67
J 14 Northwestern.....L....55-61
J 16 Iowa (5).....L....62-78
J 21 Minnesota (5).....L....57-78
 J 23 Michigan State.....L....58-68
J 28 Indiana.....L....56-62
 J 30 Purdue.....L....67-81
 F 4 Illinois.....L....54-88
F 6 Purdue.....L....46-55
 F 11 Minnesota (9).....L....60-71
F 13 Illinois.....L....60-68
 F 18 Indiana (20).....L....57-88
F 20 Michigan State.....W....65-60
 F 25 Iowa (11).....L....55-79
 F 27 Northwestern.....W....61-60
M 4 Ohio State.....L....75-77
M 6 Michigan.....L....84-91
 M 9 Marquette.....L....64-94

N1 – Wisconsin Invitational, Madison
N2 – Far West Classic, Portland, Ore.

1983-84

Record: 8-20; Big Ten 4-14 (10th)
Coach: Steve Yoder

N 26 Florida A&M.....W....100-56
 D 1 Northern Iowa.....L....59-60
D 3 Southern Illinois.....W....78-72
D 5 Nebraska (2OT).....L....69-71
D 7 Northern Illinois.....W....90-68
 D 10 Kansas State.....L....64-71
 D 20 Toledo.....L....60-73
 D 29 Oklahoma St. (N1).....L....84-89
 D 30 Yale (N1).....W....87-77
 J 5 Purdue.....L....65-84
J 7 Illinois (14) (OT).....L....62-63
J 12 Michigan State.....W....81-74
J 14 Michigan.....W....71-64
 J 19 Northwestern (OT).....W....61-60
 J 21 Iowa.....L....62-75
 J 25 Minnesota.....L....62-75
F 2 Ohio State.....L....74-85
F 4 Indiana.....L....67-81
 F 9 Indiana.....L....64-74
 F 11 Ohio State.....L....65-71
F 15 Minnesota.....L....67-68
 F 16 Marquette.....L....59-74
F 23 Iowa.....L....55-63
F 26 Northwestern.....W....54-47
 M 1 Michigan.....L....75-84
 M 3 Michigan State.....L....59-78
M 6 Purdue (11).....L....48-61
 M 10 Illinois (7).....L....57-81

N1 – Merrill Lynch Classic, Dayton, Ohio

1984-85

Record: 14-14; Big Ten 5-13 (9th)
Coach: Steve Yoder

| | |
|-------------|---|
| N 25 | Morgan StateW.... 93-78 |
| D 1 | Washington StateW.... 61-59 |
| D 3 | Kentucky StateW.... 88-74 |
| D 6 | South DakotaW.... 96-56 |
| D 8 | Central MichiganW.... 74-63 |
| D 12 | Nebraska.....L.....51-53 |
| D 14 | DartmouthW.... 90-70 |
| D 22 | Northern Illinois (N1).....L.....83-71 |
| D 28 | Texas A&M (N2).....W....71-69 |
| D 29 | New Mexico (N2).....W....83-74 |
| J 5 | Northwestern.....W....52-51 |
| J 9 | Ohio State.....L.....88-99 |
| J 12 | Indiana [11].....L.....68-90 |
| J 17 | Illinois [11]L..... 67-78 |
| J 19 | PurdueL..... 68-72 |
| J 24 | Minnesota.....L.....62-72 |
| J 26 | Iowa.....L.....65-105 |
| J 31 | Michigan StateL..... 68-77 |
| F 2 | Michigan [10]L..... 81-94 |
| F 7 | IndianaL..... 54-58 |
| F 9 | Ohio StateW.... 92-78 |
| F 14 | Purdue.....L.....52-67 |
| F 16 | Illinois [17].....L.....49-68 |
| F 20 | Iowa [14]W.... 54-53 |
| F 24 | MinnesotaW.... 65-61 |
| F 28 | Michigan [3].....L.....68-88 |
| M 2 | Michigan State.....L.....63-83 |
| M 9 | NorthwesternW.... 61-53 |

N1 – at Metro Centre, Rockford, Ill.
N2 – Lobo Invitational, Albuquerque, N.M.

1985-86

Record: 12-16; Big Ten 4-14 (9th)
Coach: Steve Yoder

| | |
|-------------|---|
| N 22 | South Carolina.....W....68-65 |
| N 27 | Cal. State-LAW.... 104-88 |
| N 30 | MarquetteW.... 75-74 |
| D 2 | San Francisco StateW.... 90-61 |
| D 5 | East Texas StateW.... 82-60 |
| D 7 | Miami (Fla.)W.... 88-66 |
| D 9 | Washington State.....W....74-68 |
| D 12 | Northern IllinoisW.... 76-67 |
| D 27 | Boston College (N1).....L.....72-74 |
| D 28 | Princeton (N1).....L.....49-54 |
| J 4 | NorthwesternW.... 57-52 |
| J 9 | Ohio StateL..... 61-78 |
| J 11 | IndianaL..... 69-80 |
| J 16 | Illinois.....L.....54-73 |
| J 19 | Purdue [19].....L.....73-100 |
| J 23 | MinnesotaL..... 65-67 |
| J 25 | IowaW.... 69-63 |
| J 30 | Michigan State.....L.....81-83 |
| F 1 | Michigan [9].....L.....64-91 |
| F 6 | Indiana [18].....L.....69-78 |
| F 8 | Ohio State.....L.....71-73 |
| F 13 | PurdueL..... 78-80 |
| F 15 | IllinoisL..... 74-82 |
| F 20 | Iowa.....L.....48-101 |
| F 22 | Minnesota.....W....70-64 |
| F 26 | Michigan [10]L..... 74-97 |
| M 2 | Michigan State [17]L..... 71-84 |
| M 9 | Northwestern.....W....70-68 |

N1 – Fiesta Bowl Classic, Tucson, Ariz.

1986-87

Record: 14-17; Big Ten 4-14 (8th)
Coach: Steve Yoder

| | |
|-------------|---|
| N 28 | Nebraska-OmahaW.... 86-47 |
| N 29 | South FloridaW.... 65-51 |
| D 1 | Marquette.....L.....71-84 |
| D 4 | South CarolinaW.... 47-45 |
| D 6 | Central Michigan.....L.....66-80 |
| D 8 | Miami (FL).....W....65-54 |
| D 10 | North Dakota St.W.... 81-76 |
| D 11 | Northern Illinois (N1).....W....95-63 |
| D 22 | Eastern IllinoisW.... 72-68 |
| D 23 | Kentucky StateW.... 87-59 |
| D 27 | Hawaii (N2).....W....82-77 |
| D 29 | California (N2).....W....66-63 |
| D 30 | Pittsburgh (N2) [17].....L.....82-98 |
| J 3 | Minnesota.....L.....67-69 |
| J 5 | Iowa [2].....L.....63-78 |
| J 8 | Illinois [12]L..... 66-68 |
| J 10 | Purdue [6]L..... 48-57 |
| J 15 | Indiana [4].....L.....65-103 |
| J 17 | Ohio State.....L.....66-81 |
| J 22 | Michigan StateL..... 78-81 |
| J 24 | MichiganL..... 78-84 |
| J 31 | Northwestern.....W....62-57 |
| F 5 | Purdue [7].....L.....62-70 |
| F 7 | Illinois [14].....L.....74-99 |
| F 12 | Ohio StateL..... 69-83 |
| F 16 | Indiana [2] (3OT)L..... 85-86 |
| F 18 | Michigan.....L.....64-77 |
| F 21 | Michigan State.....W....65-63 |
| M 1 | NorthwesternW.... 76-59 |
| M 5 | MinnesotaW.... 69-52 |
| M 8 | Iowa [6]L..... 71-81 |

N1 – at Metro Centre, Rockford, Ill.
N2 – Rainbow Classic, Honolulu

1987-88

Record: 12-16; Big Ten 6-12 (7th)
Coach: Steve Yoder

| | |
|-------------|---|
| N 28 | South Florida.....W....58-55 |
| D 1 | No. Illinois (N1)W.... 87-77 |
| D 3 | Eastern Illinois.....L.....52-59 |
| D 5 | ButlerW.... 92-80 |
| D 8 | Southern Illinois.....L.....76-80 |
| D 10 | MarquetteW.... 66-55 |
| D 12 | Loyola (IL)L..... 75-78 |
| D 28 | UNLV [15] (N2).....L.....65-102 |
| D 29 | Northern Iowa (N2).....W....64-56 |
| J 3 | Wash. St. (N1)W.... 80-65 |
| J 7 | Michigan St. (2OT)W.... 78-72 |
| J 9 | Ohio StateW.... 64-63 |
| J 14 | Indiana [15].....L.....53-55 |
| J 16 | Illinois [20]L..... 65-80 |
| J 21 | Michigan [7].....L.....54-65 |
| J 25 | Iowa [16]L..... 89-104 |
| J 30 | NorthwesternW.... 80-59 |
| F 3 | Purdue [6].....L.....62-86 |
| F 8 | Minnesota.....L.....62-71 |
| F 11 | Michigan [12]L..... 67-80 |
| F 13 | Ohio State.....L.....53-78 |
| F 21 | Illinois.....L.....65-85 |
| F 24 | IndianaL..... 74-84 |
| F 28 | Minnesota (N1)W.... 81-70 |
| M 3 | Purdue [2]L..... 56-84 |
| M 5 | Northwestern.....W....74-69 |
| M 10 | Iowa [15].....L.....70-103 |
| M 12 | Michigan State.....W....71-69 |

N1 – Played at Dane County Coliseum
N2 – Rebel Classic, Las Vegas

1988-89

Record: 18-12; Big Ten 8-10 (T6th)
Coach: Steve Yoder

| | |
|-------------|---|
| N 26 | OregonW.... 74-47 |
| N 28 | Ferris StateW.... 98-61 |
| D 2 | Maine (N1).....W....89-72 |
| D 3 | Marquette (N1).....W....70-55 |
| D 5 | Eastern IllinoisW.... 52-44 |
| D 7 | Loyola (IL).....L.....76-90 |
| D 10 | Butler.....W....63-53 |
| D 14 | DenverW.... 89-34 |
| D 30 | Eastern MichiganW.... 84-69 |
| J 4 | MinnesotaW.... 75-67 |
| J 7 | Ohio State [14].....L.....70-73 |
| J 12 | Illinois [2].....L.....80-103 |
| J 14 | PurdueL..... 62-68 |
| J 19 | Indiana [19] (OT)L..... 58-61 |
| J 21 | Michigan [6]W.... 71-68 |
| J 26 | Iowa [12].....L.....70-78 |
| J 28 | Northwestern.....W....59-58 |
| J 28 | Michigan St. (OT)W.... 69-64 |
| F 8 | Minnesota.....L.....58-59 |
| F 11 | Iowa [8]W.... 65-54 |
| F 15 | NorthwesternW.... 72-60 |
| F 18 | Illinois [5]W.... 72-52 |
| F 22 | MarquetteW.... 61-50 |
| F 25 | Michigan [13].....L.....70-92 |
| M 2 | Purdue.....L.....60-65 |
| M 4 | Ohio StateW.... 77-65 |
| M 9 | Indiana [6].....L.....64-75 |
| M 11 | Michigan State.....L.....61-70 NIT (Madison, Wis.) |
| M 15 | New OrleansW.... 63-61 |
| M 20 | St. LouisL..... 68-73 |

N1 – First Bank Classic, Milwaukee

1989-90

Record: 14-17; Big Ten 4-14 (T8th)
Coach: Steve Yoder

| | |
|-------------|---|
| N 24 | E. Michigan (N1).....L.....52-71 |
| N 25 | W. Kentucky (N1).....W....73-62 |
| N 26 | Bradley (N1).....W....63-57 |
| N 28 | North Dakota StateW.... 81-55 |
| D 1 | Gonzaga (N2).....W....63-58 |
| D 2 | Marquette (N2) (OT).....W....63-58 |
| D 4 | Washington State.....L.....52-55 |
| D 7 | Western IllinoisL..... 69-42 |
| D 9 | ButlerW.... 75-59 |
| D 15 | RollinsW.... 68-46 |
| D 28 | Georgia (N3).....L.....64-65 |
| D 29 | Manhattan (N3).....W....63-48 |
| J 4 | Illinois [4].....L.....59-73 |
| J 6 | Michigan StateL..... 61-64 |
| J 11 | Iowa (OT)W.... 73-69 |
| J 13 | Ohio State.....L.....53-68 |
| J 17 | Purdue [24]L..... 54-56 |
| J 22 | Minnesota [21]W.... 77-75 |
| J 25 | Illinois [10]L..... 63-66 |
| J 27 | Northwestern.....L.....85-87 |
| F 1 | Indiana [22].....L.....61-85 |
| F 3 | Michigan [4]L..... 63-77 |
| F 8 | Michigan State [23].....L.....57-60 |
| F 10 | Iowa.....W....80-71 |
| F 15 | Ohio StateL..... 58-68 |
| F 17 | Purdue [12].....L.....55-62 |
| F 19 | MarquetteW.... 82-65 |
| F 22 | Minnesota [18].....L.....67-68 |
| M 1 | NorthwesternW.... 65-50 |
| M 3 | IndianaL..... 68-70 |
| M 8 | Michigan [13].....L.....64-94 |

N1 – San Juan Shootout, San Juan, P.R.
N2 – First Bank Classic, Milwaukee
N3 – Tribune Classic, Tempe, Ariz.

1990-91

Record: 15-15; Big Ten 8-10 (7th)
Coach: Steve Yoder

| | | | |
|-----------------|-----------------------------------|----------|---------------|
| N 24 | Oregon (OT)..... | W | 72-70 |
| N 29 | San Francisco St. | W | 72-53 |
| D 1 | Southern Methodist..... | W | 65-49 |
| D 4 | Marquette..... | L | 58-69 |
| D 8 | Southern Indiana | L | 66-78 |
| D 11 | Nebraska | L | 63-75 |
| D 15 | Butler (2OT)..... | L | 88-94 |
| D 22 | Texas-Arlington | W | 105-74 |
| D 31 | Tennessee Tech | W | 71-65 |
| J 5 | Portland | W | 74-50 |
| J 7 | Minnesota | W | 72-62 |
| J 10 | Michigan State..... | L | 50-65 |
| J 12 | Ohio State [4]..... | L | 60-92 |
| J 17 | Iowa [24] | W | 91-79 |
| J 19 | Michigan (OT) | L | 68-69 |
| J 24 | Northwestern..... | W | 74-57 |
| J 26 | Purdue | W | 66-44 |
| J 30 | Indiana [4]..... | L | 57-73 |
| F 2 | Illinois..... | L | 62-70 |
| F 9 | Mich. St. [25] (2OT) | W | 84-78 |
| F 14 | Ohio State [2] | L | 71-73 |
| F 16 | Iowa..... | W | 56-55 |
| F 21 | Michigan..... | L | 62-65 |
| F 24 | Northwestern | W | 79-76 |
| F 28 | Purdue..... | L | 62-69 |
| M 2 | Indiana [5] | L | 61-74 |
| M 6 | Illinois | W | 85-77 |
| M 9 | Minnesota..... | L | 70-80 |
| NIT | | | |
| (Madison, Wis.) | | | |
| M 13 | Bowling Green (OT) | W | 87-79 |
| M 18 | Stanford | L | 72-80 |

1991-92

Record: 13-18; Big Ten 4-14 (9th)
Coach: Steve Yoder

| | | | |
|-------------|-----------------------------------|----------|--------------|
| N 23 | Loyola (IL) | W | 89-67 |
| N 25 | SE Missouri St. (OT) | W | 82-71 |
| N 30 | Portland..... | W | 96-87 |
| D 3 | SMU | L | 64-66 |
| D 5 | Central Conn. St. | W | 80-54 |
| D 7 | Coastal Carolina | W | 91-57 |
| D 11 | Nebraska..... | L | 67-86 |
| D 13 | Sam Houston St. | W | 98-75 |
| D 21 | Howard | W | 64-57 |
| D 27 | Washington St. (N1)..... | L | 51-73 |
| D 29 | Navy (N1)..... | W | 93-58 |
| D 30 | Fresno State (N1)..... | L | 68-71 |
| J 4 | Marquette | W | 81-63 |
| J 8 | Northwestern | W | 69-67 |
| J 11 | Indiana [10] | L | 63-79 |
| J 15 | Minnesota | L | 48-49 |
| J 22 | Illinois..... | L | 67-74 |
| J 25 | Michigan [16]..... | L | 83-98 |
| J 29 | Iowa..... | L | 66-73 |
| F 2 | Purdue | W | 79-69 |
| F 5 | Ohio State [8]..... | L | 72-86 |
| F 8 | Michigan St. [11] | L | 64-79 |
| F 12 | Michigan State [12]..... | L | 61-76 |
| F 15 | Ohio State [8] | L | 63-67 |
| F 20 | Illinois | W | 92-78 |
| F 26 | Michigan [17] | W | 96-78 |
| F 29 | Purdue..... | L | 51-61 |
| M 4 | Minnesota..... | L | 57-76 |
| M 7 | Iowa | L | 65-70 |
| M 12 | Indiana [4]..... | L | 41-66 |
| M 14 | Northwestern..... | L | 65-76 |

N1 – at Rainbow Classic, Honolulu

1992-93

Record: 14-14; Big Ten 7-11 (T8th)
Coach: Stu Jackson

| | | | |
|-----------------|--------------------------------|----------|---------------|
| D 1 | Loyola (IL)..... | L | 66-68 |
| D 5 | UW-Green Bay | W | 70-65 |
| D 8 | Bethune-Cookman | W | 75-50 |
| D 12 | UW-Milwaukee | L | 72-77 |
| D 14 | Charleston South | W | 101-72 |
| D 23 | Detroit Mercy | W | 108-86 |
| D 29 | Alcorn State | W | 110-81 |
| D 31 | Fairfield | W | 76-55 |
| J 2 | Marquette..... | W | 77-67 |
| J 9 | Michigan [3] | L | 73-98 |
| J 13 | Purdue [17]..... | L | 60-76 |
| J 16 | Minnesota [19] | W | 79-70 |
| J 20 | Ohio State [24] | W | 76-67 |
| J 23 | Michigan State [21]..... | W | 67-66 |
| J 27 | Illinois..... | L | 72-80 |
| J 30 | Penn State..... | W | 75-68 |
| F 3 | Northwestern | W | 101-87 |
| F 10 | Michigan [4] | L | 66-85 |
| F 13 | Purdue [18] (2OT) | L | 87-90 |
| F 18 | Minnesota..... | L | 71-85 |
| F 20 | Ohio State..... | L | 70-80 |
| F 24 | Michigan State | W | 65-62 |
| F 28 | Illinois | W | 74-66 |
| M 3 | Penn State | L | 58-62 |
| M 6 | Northwestern..... | L | 89-100 |
| M 10 | Iowa [17]..... | L | 65-91 |
| M 14 | Indiana [2] | L | 80-87 |
| NIT | | | |
| (Madison, Wis.) | | | |
| M 17 | Rice | L | 73-77 |

1993-94

Record: 18-11; Big Ten 8-10 (7th)
Coach: Stu Jackson

| | | | |
|------------------------------|-------------------------------|----------|---------------|
| N 27 | UW-Milwaukee | W | 106-84 |
| D 4 | Loyola Marymount..... | W | 103-67 |
| D 8 | UW-Green Bay | W | 64-50 |
| D 11 | Texas Tech..... | W | 91-88 |
| D 13 | Eastern Michigan | W | 94-68 |
| D 23 | Miss. Valley St. | W | 115-79 |
| D 27 | Stanford | W | 80-73 |
| D 29 | Grambling | W | 103-83 |
| J 2 | Marquette [24] | W | 71-52 |
| J 6 | Penn State..... | W | 71-56 |
| J 8 | Ohio State | W | 69-55 |
| J 12 | Minnesota [18]..... | L | 53-90 |
| J 15 | Purdue [9] | W | 75-69 |
| J 19 | Michigan State..... | L | 60-70 |
| J 25 | Illinois | W | 66-56 |
| J 29 | Michigan [15]..... | L | 75-79 |
| F 2 | Michigan State | W | 87-62 |
| F 5 | Ohio State..... | L | 57-73 |
| F 9 | Penn State | W | 77-64 |
| F 12 | Minnesota [23] | L | 78-109 |
| F 16 | Purdue [9]..... | L | 64-67 |
| F 19 | Northwestern | L | 71-75 |
| F 27 | Illinois..... | L | 65-76 |
| M 2 | Michigan [3] | W | 71-58 |
| M 5 | Northwestern..... | L | 54-66 |
| M 9 | Iowa | W | 95-71 |
| M 12 | Indiana [18]..... | L | 65-78 |
| NCAA Tournament | | | |
| (West Regional, Ogden, Utah) | | | |
| M 17 | Cincinnati [25]..... | W | 80-72 |
| M 19 | Missouri [5]..... | L | 96-109 |

1994-95

Record: 13-14; Big Ten 7-11 (9th)
Coach: Stan Van Gundy

| | | | |
|-------------|----------------------------------|----------|--------------|
| N 26 | Wright State | W | 86-63 |
| N 30 | UW-Green Bay | W | 61-57 |
| D 3 | Texas Tech | W | 70-65 |
| D 6 | Valparaiso | W | 69-51 |
| D 10 | Eastern Michigan..... | L | 76-92 |
| D 14 | UW-Milwaukee | W | 90-64 |
| D 23 | Loyola-Marymount | W | 75-60 |
| D 27 | Stanford..... | L | 78-95 |
| D 31 | Marquette..... | L | 65-80 |
| J 4 | Michigan State [14] | L | 64-78 |
| J 7 | Indiana [21]..... | L | 70-73 |
| J 11 | Ohio State..... | W | 81-59 |
| J 14 | Minnesota | W | 74-67 |
| J 21 | Iowa..... | L | 84-96 |
| J 26 | Penn State | L | 67-78 |
| J 28 | Northwestern | W | 97-73 |
| F 1 | Michigan..... | L | 58-62 |
| F 4 | Illinois | W | 73-60 |
| F 11 | Michigan | W | 70-65 |
| F 15 | Northwestern..... | W | 70-56 |
| F 18 | Penn State..... | L | 67-74 |
| F 22 | Iowa | L | 77-84 |
| F 26 | Purdue [21]..... | L | 56-66 |
| F 28 | Minnesota..... | L | 70-78 |
| M 4 | Ohio State | W | 80-69 |
| M 8 | Indiana | L | 70-72 |
| M 11 | Michigan State [9]..... | L | 72-97 |

1995-96

Record: 18-14; Big Ten 9-9 (8th)
Coach: Dick Bennett

| | | | |
|-----------------|------------------------------------|----------|---------------|
| N 20 | Villanova (N1) [3]..... | L | 58-66 |
| N 21 | UCLA (N1) [4]..... | L | 57-68 |
| N 22 | Chaminade (N1)..... | W | 104-66 |
| N 28 | Northeastern Illinois | W | 89-55 |
| D 2 | Temple (OT) | W | 57-54 |
| D 5 | Wright State..... | W | 94-91 |
| D 9 | St. Bonaventure | L | 62-76 |
| D 11 | Providence..... | L | 57-58 |
| D 14 | Valparaiso | W | 90-73 |
| D 23 | UW-Milwaukee | W | 94-63 |
| D 28 | Eastern Illinois | W | 105-70 |
| D 31 | Marquette | W | 55-46 |
| J 3 | Michigan [21] | W | 51-46 |
| J 7 | Penn State..... | L | 50-79 |
| J 10 | Indiana..... | L | 55-81 |
| J 13 | Iowa [11] | W | 80-71 |
| J 17 | Michigan State | W | 61-48 |
| J 20 | Northwestern..... | L | 52-62 |
| J 24 | Minnesota (OT) | W | 73-65 |
| J 31 | Ohio State..... | L | 55-63 |
| F 3 | Illinois..... | W | 57-56 |
| F 7 | Purdue [14] % | W | 42-75 |
| F 10 | Ohio State | W | 62-56 |
| F 17 | Minnesota..... | L | 66-70 |
| F 21 | Northwestern | L | 71-82 |
| F 24 | Michigan State..... | W | 73-52 |
| F 28 | Iowa [20]..... | L | 54-69 |
| M 2 | Indiana | L | 68-76 |
| M 6 | Penn State [16] | W | 54-52 |
| M 9 | Michigan..... | L | 51-65 |
| NIT | | | |
| (Madison, Wis.) | | | |
| M 13 | Manhattan | W | 55-42 |
| M 18 | Illinois State | L | 62-77 |

N1 – Maui Invitational
% – Game later forfeited by Purdue

1996-97

Record: 18-10; Big Ten 11-7 (T4th)
 Coach: Dick Bennett

N 23 Memphis (N1).....W49-46
N 30 UNC-Wilmington.....W68-35
 D 4 Temple (OT).....W64-57
D 7 Brown.....W52-30
D 10 UW-Milwaukee.....W61-41
 D 14 St. Bonaventure.....W77-68
D 23 Providence.....L57-59
D 26 Ball State.....W74-59
 D 31 Marquette.....L52-59
 J 2 Minnesota [15].....L48-65
J 4 Indiana [12].....W71-58
J 9 Michigan State.....L50-58
 J 11 Iowa.....L53-78
J 18 Penn State.....W64-45
 J 22 Purdue.....L52-60
 J 25 Illinois.....W73-56
J 29 Northwestern.....W65-53
 F 1 Ohio State.....L42-60
F 6 Michigan [13].....W58-53
 F 8 Northwestern.....W56-44
F 12 Illinois [20].....W62-45
F 15 Purdue.....W69-52
 F 19 Penn State.....W49-45
F 26 Iowa.....W49-48
 M 1 Michigan State.....L49-68
 M 5 Indiana [25].....L66-70
M 8 Minnesota [2].....W66-65
 NCAA Tournament
 (East Regional, Pittsburgh, Pa.)
 M 14 Texas.....L58-71

N1 – at Ottawa, Ontario

1997-98

Record: 12-19; Big Ten 3-13 (T9th)
 Coach: Dick Bennett

N 14 Marquette.....L60-65
N 18 Illinois State [24].....W80-66
 N 24 Pepperdine.....L66-77
 N 28 Pacific (N1).....L48-55
 N 29 Oklahoma (N1) [18]..W75-64
 N 30 Montana (N1).....W78-61
D 6 Temple [20].....L49-59
D 9 Toledo (OT).....W73-68
 D 13 Ball State.....L56-68
D 20 Coppin State.....W71-63
D 23 Nevada.....W62-53
 D 27 Fresno State.....W64-60
D 31 Michigan [18].....L63-76
 J 3 Ohio State.....W64-59
 J 8 Michigan State.....L40-63
J 14 Penn State.....W76-57
J 17 Northwestern.....W56-33
 J 21 Illinois.....L48-62
J 25 Indiana.....L59-69
 J 27 Minnesota.....L48-58
 J 31 Purdue [10].....L59-82
F 3 Iowa [24].....L76-79
F 7 Illinois (OT).....L47-53
 F 11 Northwestern.....L39-47
 F 14 Penn State.....L69-75
F 18 UW-Milwaukee.....W65-58
F 21 Michigan St. [14].....L47-56
F 25 Ohio State.....L56-61
 F 28 Michigan [21].....L70-76
 Big Ten Tournament
 (United Center, Chicago, Ill.)
 M 5 Penn State.....W52-51
 M 6 Illinois [18].....L61-66

N1 – Big Island Invitational, Hilo, Hawaii

*Home games played at the Kohl Center beginning 1/17/98

1998-99

Record: 22-10; Big Ten 9-7 (T3rd)
 Coach: Dick Bennett

N 14 Loyola Chicago.....W66-29
N 16 UW-Milwaukee.....W75-63
 N 20 New Mexico St. #.....L52-66
 N 21 Virginia #.....W66-56
 N 22 Nebraska #.....W78-41
 N 28 Rhode Island.....W65-59
D 2 Northern Illinois.....W67-52
 D 5 Illinois State.....W71-54
 D 9 Temple [16].....W63-56
D 12 Pepperdine.....W57-51
 D 15 Texas.....W65-62
 D 23 Marquette.....W61-45
D 27 Fresno State.....W87-65
 D 30 Michigan.....L55-59
J 2 Ohio State (OT).....L74-78
J 6 Michigan St. [12].....W66-51
J 10 Purdue [9].....W61-56
 J 13 Penn State.....W61-58
 J 16 Northwestern.....W57-49
J 20 Illinois.....W75-53
 J 23 Iowa [14].....W72-52
J 30 Minnesota [19].....W61-50
 F 3 Indiana [21].....L60-71
 F 6 Illinois.....L51-53
F 10 Northwestern.....W57-45
F 13 Penn State.....W73-63
 F 21 Michigan State [4].....L51-56
 F 24 Ohio State [10].....L54-63
F 27 Michigan.....L39-51
 Big Ten Tournament
 (United Center, Chicago, Ill.)
 M 5 Iowa [20].....W74-50
 M 6 Michigan State [2].....L41-56
 NCAA Tournament
 (East Regional, Charlotte, N.C.)
 M 12 SW Missouri State.....L32-43

– Top of the World Classic, Fairbanks, Alaska

1999-2000

2000 FINAL FOUR
 Record: 22-14, Big Ten 8-8 (6th)
 Coach: Dick Bennett

N 12 Missouri ^.....W66-55
 N 13 Syracuse ^.....L49-68
N 20 Ball State.....W60-50
 N 23 UW-Milwaukee.....W69-49
 N 30 Wake Forest #.....L48-67
D 3 Rhode Island.....W66-43
D 7 Texas (10).....W61-45
D 8 UW-Green Bay.....W55-34
 D 11 South Florida.....L63-66
 D 14 Northern Illinois.....L51-55
D 23 Marquette.....W86-74
D 29 Temple [17].....W62-44
 J 5 Indiana [10].....L67-71
J 8 Illinois [19].....W63-59
J 13 Ohio State [17].....L51-53
 J 15 Purdue.....L52-63
 J 19 Penn State.....L61-76
J 22 Minnesota.....W85-53
J 26 Purdue.....W55-45
J 29 Iowa.....L55-61
 F 2 Ohio State [5].....L48-51
 F 5 Minnesota.....W66-64
F 12 Michigan State [6].....L44-61
F 16 Michigan.....W75-59
 F 19 Michigan State [6].....L54-59
 F 23 Iowa.....W54-45
 M 1 Northwestern.....W62-46
M 5 Indiana [14].....W56-53

Big Ten Tournament
 (United Center, Chicago, Ill.)
 M 9 Northwestern.....W51-41
 M 10 Purdue [22].....W78-66
 M 11 Michigan State [5].....L46-55
 NCAA Tournament
 (West Regional, Salt Lake City, Utah and Albuquerque, N.M.)
 M 16 Fresno State.....W66-56
 M 18 Arizona [4].....W66-59
 M 23 LSU [10].....W61-48
 M 25 Purdue [25].....W64-60
 NCAA Final Four
 (Indianapolis, Ind.)
 A 1 Michigan State [2].....L41-53

^ – NABC Classic, Syracuse, N.Y.
 # – ACC-Big Ten Challenge

2000-01

Record: 18-11, Big Ten 9-7 (5th)
 Coach: Dick Bennett/Brad Soderberg

N 21 Tennessee.....L58-66
N 25 Northern Illinois.....W68-64
 N 29 Maryland # [13] (OT) W78-75
D 2 Xavier.....W61-46
 D 6 UW-Green Bay.....W61-53
D 9 Ohio.....W65-46
 D 14 Temple.....W66-58
D 16 UW-Milwaukee.....W55-47
 D 23 Marquette.....W52-47
D 30 South Florida (OT).....W63-61
J 4 Indiana.....W49-46
 J 6 Minnesota.....L49-54
 J 10 Purdue.....L67-73
 J 13 Michigan St. [3] (OT)..L59-69
J 16 Iowa [14].....W67-54
J 24 Ohio State.....W57-42
J 27 Penn State.....W63-58
J 30 Butler.....L44-58
 F 3 Michigan.....W60-41
F 7 Purdue.....W73-54
 F 10 Ohio State.....L58-63
 F 13 Illinois [4].....L67-68
F 18 Northwestern.....W59-37
F 21 Minnesota.....W64-54
 F 24 Indiana.....L55-85
F 27 Michigan State [3].....L47-51
 M 3 Iowa.....W59-57
 Big Ten Tournament
 (United Center, Chicago, Ill.)
 M 9 Indiana.....L52-64
 NCAA Tournament
 (West Regional, Boise, Idaho)
 M 15 Georgia State.....L49-50

– ACC-Big Ten Challenge, Milwaukee

2001-02

BIG TEN CHAMPIONS
 Record: 19-13, Big Ten 11-5 (T1st)
 Coach: Bo Ryan

N 17 UNLV.....L69-74
 N 23 Hawaii-Hilo ^.....W78-62
 N 24 Weber State ^.....L69-73
 N 25 Hawaii%.....L57-60
 N 28 Georgia Tech#.....L61-62
D 1 UW-Green Bay.....W70-57
D 3 Temple (2OT).....L67-70
 D 8 Ohio.....W77-71
 D 10 Xavier.....L48-57
D 15 Furman.....W68-60
D 22 Marquette [14].....W86-73
 D 27 UW-Milwaukee.....W81-79
D 29 Tennessee.....W65-62

| | | |
|--|-------------------------------|--------------|
| J 2 | Iowa.....L | 57-69 |
| J 5 | Illinois [7].....W | 72-66 |
| J 9 | Penn State.....L | 49-51 |
| J 12 | Michigan State [25]..W | 64-63 |
| J 16 | Minnesota.....W | 73-64 |
| J 19 | Purdue.....W | 77-66 |
| J 23 | Illinois [9].....L | 48-80 |
| J 26 | Penn State.....W | 66-63 |
| J 30 | Northwestern.....L | 60-69 |
| F 2 | Michigan.....L | 53-64 |
| F 6 | Ohio State [16] (OT).W | 94-92 |
| F 9 | Northwestern.....W | 73-44 |
| F 13 | Indiana [22].....W | 64-63 |
| F 16 | Minnesota.....W | 67-62 |
| F 19 | Iowa.....W | 64-56 |
| F 27 | Michigan.....W | 74-54 |
| Big Ten Tournament (Conseco Fieldhouse, Indianapolis, Ind.) | | |
| M 8 | Iowa.....L | 56-58 |
| NCAA Tournament (East Regional, Washington, D.C.) | | |
| M 15 | St. John's.....W | 80-70 |
| M 17 | Maryland [4].....L | 57-87 |
| ^ – Big Island Invitational, Hilo, Hawaii # – ACC-Big Ten Challenge | | |

2002-03

BIG TEN CHAMPIONS
Record: 24-8 Big Ten 12-4 (1st)
Coach: Bo Ryan

| | | |
|---|-----------------------------|--------------|
| N 15 | E. Washington.....W | 81-55 |
| N 16 | N. Illinois.....W | 84-56 |
| N 23 | UW-Milwaukee.....W | 83-72 |
| N 30 | UW-Green Bay.....W | 69-52 |
| D 4 | Wake Forest #.....L | 80-90 |
| D 7 | UNLV.....W | 91-74 |
| D 11 | New Hampshire.....W | 85-36 |
| D 14 | Marquette [16].....L | 54-63 |
| D 21 | Texas Southern.....W | 81-58 |
| D 23 | Ohio.....W | 75-51 |
| J 2 | Temple.....W | 80-67 |
| J 4 | Chicago State.....W | 73-45 |
| J 8 | Michigan.....L | 65-66 |
| J 11 | Illinois [10].....L | 63-69 |
| J 15 | Minnesota.....W | 66-50 |
| J 18 | Ohio State.....W | 53-52 |
| J 22 | Iowa.....W | 74-61 |
| J 29 | Northwestern.....W | 69-50 |
| F 1 | Penn State.....W | 86-55 |
| F 5 | Purdue [24].....L | 60-78 |
| F 8 | Northwestern.....W | 74-59 |
| F 11 | Michigan State.....W | 64-53 |
| F 15 | Indiana.....W | 71-59 |
| F 19 | Penn State.....L | 57-58 |
| F 22 | Iowa.....W | 61-53 |
| F 26 | Michigan.....W | 73-42 |
| M 2 | Minnesota.....W | 69-61 |
| M 5 | Illinois [14].....W | 60-59 |
| Big Ten Tournament (United Center, Chicago, Ill.) | | |
| M 14 | Ohio State.....L | 50-58 |
| NCAA Tournament (Midwest Regional, Spokane, Wash. and Minneapolis, Minn.) | | |
| M 20 | Weber State.....W | 81-74 |
| M 22 | Tulsa.....W | 61-60 |
| M 27 | Kentucky [1].....L | 57-63 |
| # – ACC-Big Ten Challenge | | |

2003-04

BIG TEN TOURN. CHAMPIONS
Record: 25-7, Big Ten 12-4 (T2nd)
Coach: Bo Ryan

| | | |
|---|---------------------------------|--------------|
| N 21 | Pennsylvania.....W | 64-53 |
| N 25 | Eastern Illinois.....W | 81-47 |
| N 29 | Rutgers.....W | 55-43 |
| D 2 | Maryland# (OT).....L | 67-73 |
| D 6 | Detroit.....W | 68-42 |
| D 10 | UW-Green Bay.....W | 73-57 |
| D 13 | UW-Milwaukee.....W | 89-71 |
| D 20 | Marquette [23].....W | 63-59 |
| D 27 | Ohio ^.....W | 71-48 |
| D 30 | Alabama.....L | 56-71 |
| J 3 | Coll. of Charleston....W | 75-49 |
| J 6 | Indiana.....W | 79-45 |
| J 10 | Michigan State.....W | 77-64 |
| J 14 | Purdue.....L | 51-53 |
| J 21 | Michigan.....W | 74-63 |
| J 24 | Illinois.....W | 76-56 |
| J 28 | Ohio State.....W | 69-57 |
| F 4 | Minnesota.....W | 80-66 |
| F 7 | Northwestern.....L | 51-69 |
| F 11 | Iowa.....W | 54-52 |
| F 14 | Ohio State.....W | 78-48 |
| F 18 | Illinois.....L | 57-65 |
| F 22 | Michigan.....L | 59-71 |
| F 25 | Penn State.....W | 68-45 |
| F 29 | Purdue.....W | 82-46 |
| M 2 | Michigan State (OT)..W | 68-64 |
| M 6 | Indiana.....W | 70-52 |
| Big Ten Tournament (Conseco Fieldhouse, Indianapolis, Ind.) | | |
| M 12 | Minnesota.....W | 66-52 |
| M 13 | Michigan State.....W | 68-66 |
| M 14 | Illinois [12].....W | 70-53 |
| NCAA Tournament (E. Rutherford Regional, Milwaukee, Wis.) | | |
| M 19 | Richmond.....W | 76-64 |
| M 21 | Pittsburgh [9].....L | 55-59 |
| # – ACC-Big Ten Challenge ^ – Rock-N-Roll Shootout, Cleveland, Ohio | | |

2004-05

Record: 25-9, Big Ten 11-5 (3rd)
Coach: Bo Ryan

| | | |
|-------------|--------------------------------|--------------|
| N 20 | Pennsylvania.....W | 77-44 |
| N 23 | UC-Santa Barbara....W | 72-61 |
| N 27 | Pepperdine.....L | 61-75 |
| N 30 | Maryland # [12].....W | 69-64 |
| D 4 | Rutgers.....W | 70-62 |
| D 7 | UW-Green Bay.....W | 65-55 |
| D 11 | Marquette.....L | 54-63 |
| D 15 | UW-Milwaukee.....W | 66-37 |
| D 23 | UNC-Greensboro.....W | 85-53 |
| D 27 | Western Carolina....W | 89-49 |
| D 29 | Alabama [18].....W | 76-62 |
| J 5 | Purdue.....W | 77-68 |
| J 8 | Indiana.....L | 61-74 |
| J 11 | Ohio State.....W | 72-66 |
| J 16 | Michigan St. [15].....W | 62-59 |
| J 22 | Michigan.....W | 72-61 |
| J 25 | Illinois [1].....L | 65-75 |
| J 29 | Penn State.....W | 76-50 |
| F 2 | Northwestern.....W | 73-58 |

| | | |
|--|-------------------------|--------------|
| F 5 | Minnesota.....L | 50-60 |
| F 9 | Iowa.....W | 72-69 |
| F 12 | Illinois [1].....L | 59-70 |
| F 16 | Michigan.....W | 76-50 |
| F 24 | Michigan State [10]...L | 64-77 |
| F 27 | Ohio State.....W | 64-56 |
| M 1 | Indiana.....W | 62-60 |
| M 5 | Purdue.....W | 64-52 |
| Big Ten Tournament (United Center, Chicago, Ill.) | | |
| M 11 | Ohio State.....W | 60-49 |
| M 12 | Iowa.....W | 59-56 |
| M 13 | Illinois [1].....L | 43-54 |
| NCAA Tournament (Syracuse Regional, Oklahoma City, Okla. and Syracuse, N.Y.) | | |
| M 18 | Northern Iowa.....W | 57-52 |
| M 20 | Bucknell.....W | 71-62 |
| M 25 | N.C. State.....W | 65-56 |
| M 27 | North Carolina [2]....L | 82-88 |

– ACC-Big Ten Challenge

2005-06

Record: 19-12, Big Ten 9-7 (T4th)
Coach: Bo Ryan

| | | |
|---|--------------------------------|--------------|
| N 18 | Norfolk State^.....W | 80-51 |
| N 19 | E. Kentucky^ (OT)....W | 95-89 |
| N 21 | Old Dominion^.....W | 84-81 |
| N 26 | Coastal Carolina.....W | 92-54 |
| N 29 | Wake Forest # [24]....L | 88-91 |
| D 3 | Pepperdine.....W | 71-55 |
| D 7 | UW-Green Bay.....W | 82-62 |
| D 10 | Marquette.....W | 77-63 |
| D 12 | UNC-Wilmington.....W | 54-51 |
| D 15 | UW-Milwaukee.....W | 74-68 |
| D 28 | Louisiana Tech.....W | 78-52 |
| D 31 | Pittsburgh.....L | 64-73 |
| J 5 | Iowa.....W | 66-52 |
| J 8 | Michigan State [7]....W | 82-63 |
| J 10 | Minnesota.....W | 64-62 |
| J 14 | Northwestern.....W | 68-52 |
| J 18 | Ohio State [19].....L | 67-77 |
| J 21 | North Dakota State...L | 55-62 |
| J 25 | Penn State.....W | 72-43 |
| J 28 | Michigan.....L | 76-85 |
| J 31 | Illinois [6].....L | 51-66 |
| F 4 | Purdue.....L | 62-70 |
| F 8 | Indiana [24].....W | 72-54 |
| F 11 | Penn State.....W | 82-62 |
| F 15 | Ohio State [12].....W | 78-73 |
| F 23 | Northwestern.....L | 51-62 |
| F 26 | Minnesota.....W | 80-74 |
| M 2 | Michigan State [25]...L | 65-74 |
| M 4 | Iowa [23].....L | 44-59 |
| Big Ten Tournament (Conseco Fieldhouse, Indianapolis, Ind.) | | |
| M 10 | Indiana.....L | 56-61 |
| NCAA Tournament (Minneapolis Regional, Philadelphia, Pa.) | | |
| M 17 | Arizona [2].....L | 75-94 |
| ^ – U.S. Virgin Islands Paradise Jam # – ACC-Big Ten Challenge | | |

2006-07

Record: 30-6, Big Ten 13-3 (2nd)
Coach: Bo Ryan

| |
|--|
| N 12 MercerW.... 72-48 |
| N 15 UW-Green BayW.... 79-62 |
| N 19 Southern[^]W.... 92-39 |
| N 21 Delaware State[^]W.... 64-52 |
| N 24 Missouri State [^]L....64-66 |
| N 25 Auburn [^]W....77-63 |
| N 28 Florida State#W.... 81-66 |
| D 2 Florida International ...W.... 79-63 |
| D 4 Winthrop (OT)W.... 82-79 |
| D 9 Marquette [17].....W....70-66 |
| D 13 UW-MilwaukeeW.... 68-49 |
| D 16 Pitt [2]W.... 89-75 |
| D 23 PacificW.... 83-47 |
| D 27 Gardner-WebbW.... 98-40 |
| D 31 Georgia.....W....64-54 |
| J 6 MinnesotaW.... 68-45 |
| J 9 Ohio State [5]W.... 72-69 |
| J 13 Northwestern.....W....56-50 |
| J 17 PurdueW.... 69-64 |
| J 20 Illinois.....W....71-64 |
| J 24 MichiganW.... 71-58 |
| J 28 Iowa.....W....57-46 |
| J 31 Indiana.....L....66-71 |
| F 3 NorthwesternW.... 69-52 |
| F 7 Penn State.....W....71-58 |
| F 10 IowaW.... 74-62 |
| F 14 Minnesota.....W....75-62 |
| F 17 Penn StateW.... 75-49 |
| F 20 Michigan State.....L....55-64 |
| F 25 Ohio State [2].....L....48-49 |
| M 3 Michigan StateW.... 52-50 |
| Big Ten Tournament (United Center, Chicago, Ill.) |
| M 9 Michigan State.....W....70-57 |
| M 10 Illinois.....W....53-41 |
| M 11 Ohio State [1].....L....49-66 |
| NCAA Tournament (Midwest Regional, Chicago, Ill.) |
| M 16 Texas A&M-C.C.....W....76-63 |
| M 18 UNLV.....L....68-74 |
| [^] – South Padre Invitational # – ACC-Big Ten Challenge |

2007-08

BIG TEN CHAMPIONS
BIG TEN TOURN. CHAMPIONS
Record: 31-5, Big Ten 16-2 (1st)
Coach: Bo Ryan

| |
|--|
| N 11 IPFWW.... 83-55 |
| N 15 Savannah State!W.... 79-32 |
| N 16 Florida A&M!W.... 88-40 |
| N 17 Colorado!W.... 78-52 |
| N 24 GeorgiaW.... 68-49 |
| N 27 Duke# [7].....L....58-82 |
| D 3 WoffordW.... 70-43 |
| D 8 Marquette [11]L.... 76-81 |
| D 12 Milwaukee.....W....61-39 |
| D 15 Green BayW.... 70-52 |
| D 22 ValparaisoW.... 68-58 |
| D 29 Texas [9].....W....67-66 |
| J 2 Michigan.....W....70-54 |
| J 5 IowaW.... 64-51 |
| J 10 IllinoisW.... 70-60 |
| J 15 Penn State.....W....80-55 |
| J 19 NorthwesternW.... 62-50 |
| J 22 MichiganW.... 64-61 |
| J 26 Purdue.....L....56-60 |
| J 31 Indiana [11]W.... 62-49 |
| F 3 Minnesota.....W....63-47 |
| F 6 Iowa.....W....60-54 |
| F 9 Purdue [24]L.... 67-72 |
| F 13 Indiana [13].....W....68-66 |
| F 16 MinnesotaW.... 65-56 |

| |
|---|
| F 20 Illinois.....W....71-57 |
| F 24 Ohio State.....W....58-53 |
| F 28 Michigan St. [19]W.... 57-42 |
| M 5 Penn StateW.... 77-41 |
| M 8 Northwestern.....W....65-52 |
| Big Ten Tournament (Conseco Fieldhouse, Indianapolis, Ind.) |
| M 14 Michigan.....W....51-34 |
| M 15 Michigan State [19]..W....65-63 |
| M 16 Illinois.....W....61-48 |
| NCAA Tournament (Midwest Regional, Omaha, Neb. & Detroit, Mich.) |
| M 20 Cal State Fullerton...W....71-56 |
| M 22 Kansas State.....W....72-55 |
| M 28 Davidson [23].....L....56-73 |
| ! – America's Youth Classic, Madison, Wis. # – ACC-Big Ten Challenge |

2008-09

Record: 20-13, Big Ten 10-8 (T4th)
Coach: Bo Ryan

| |
|--|
| N 16 Long Beach StateW.... 68-61 |
| N 18 SIU-EdwardsvilleW.... 88-58 |
| N 21 Iona (OT) [^]W....60-58 |
| N 23 San Diego [^]W....64-49 |
| N 24 Connecticut [2] [^]L....57-76 |
| N 29 UW-MilwaukeeW.... 67-46 |
| D 1 Virginia Tech #.....W....74-72 |
| D 6 Marquette [25].....L....58-61 |
| D 9 Idaho StateW.... 60-58 |
| D 13 Green BayW.... 77-57 |
| D 20 Coppin StateW.... 57-46 |
| D 23 Texas [9]L.... 69-74 |
| D 31 Michigan [23].....W....73-61 |
| J 3 Penn StateW.... 65-61 |
| J 7 NorthwesternW.... 74-45 |
| J 11 Purdue [14].....L....52-65 |
| J 15 Minnesota [18] (OT) ...L.... 74-78 |
| J 21 Iowa (OT).....L....69-73 |
| J 24 Illinois [25].....L....57-64 |
| J 27 Purdue [16]L.... 63-64 |
| J 31 Northwestern.....L....63-66 |
| F 5 Illinois [23]W.... 63-50 |
| F 8 Penn State.....W....54-44 |
| F 11 IowaW.... 69-52 |
| F 14 Ohio State [24]W.... 55-50 |
| F 19 Indiana.....W....68-51 |
| F 22 Michigan State [6].....L....50-61 |
| M 1 MichiganW.... 60-55 |
| M 4 Minnesota.....L....46-51 |
| M 8 IndianaW.... 85-61 |
| Big Ten Tournament (Conseco Fieldhouse, Indianapolis, Ind.) |
| M 13 Ohio State.....L....57-61 |
| NCAA Tournament (West Regional, Boise, Idaho) |
| M 20 Florida St. [16] (OT)...W....61-59 |
| M 22 Xavier [20].....L....49-60 |
| [^] – U.S. Virgin Islands Paradise Jam # – ACC-Big Ten Challenge |

2009-10

Record: 24-9, Big Ten 13-5 (4th)
Coach: Bo Ryan

| |
|--|
| N 15 IPFWW.... 75-46 |
| N 18 OaklandW.... 58-42 |
| N 23 Arizona [^]W....65-61 |
| N 24 Gonzaga [^]L....61-74 |
| N 25 Maryland [21] [^]W....78-69 |
| D 2 Duke [6] #W.... 73-69 |
| D 5 Grambling StateW.... 79-46 |
| D 9 Green Bay (OT).....L....84-88 |

| |
|---|
| D 12 MarquetteW.... 72-63 |
| D 16 Cal PolyW.... 90-42 |
| D 23 MilwaukeeW.... 68-58 |
| D 27 Illinois-ChicagoW.... 79-43 |
| D 31 Ohio State (15)W.... 65-43 |
| J 3 Penn State.....W....63-46 |
| J 6 Michigan State (10)....L....47-54 |
| J 9 Purdue (4)W.... 73-66 |
| J 13 Northwestern.....W....60-50 |
| J 16 Ohio State.....L....51-60 |
| J 20 MichiganW.... 54-48 |
| J 24 Penn State (OT)W.... 79-71 |
| J 28 Purdue (10).....L....57-60 |
| F 2 Michigan State (5)W.... 67-49 |
| F 6 Michigan.....W....62-44 |
| F 9 IllinoisL.... 56-63 |
| F 13 IndianaW.... 83-55 |
| F 18 Minnesota.....L....52-68 |
| F 21 NorthwesternW.... 70-63 |
| F 25 Indiana.....W....78-46 |
| M 3 IowaW.... 67-40 |
| M 7 Illinois.....W....72-57 |
| Big Ten Tournament (Conseco Fieldhouse, Indianapolis, Ind.) |
| M 12 Illinois.....L....54-58 |
| NCAA Tournament (East Regional, Jacksonville, Fla.) |
| M 19 Wofford.....W....53-49 |
| M 21 Cornell.....L....69-87 |
| [^] – EA Sports Maui Invitational # – ACC-Big Ten Challenge |

2010-11

Record: 25-9, Big Ten 13-5 (3rd)
Coach: Bo Ryan

| |
|--|
| N 14 Prairie View A&MW.... 99-55 |
| N 15 North DakotaW.... 85-53 |
| N 20 UNLV.....L....65-68 |
| N 25 Manhattan [^]W....60-58 |
| N 26 Boston College [^]W....64-49 |
| N 28 Notre Dame [^]L....51-58 |
| D 1 NC State#W.... 87-48 |
| D 4 South DakotaW.... 76-61 |
| D 8 MilwaukeeW.... 61-40 |
| D 11 Marquette.....W....69-64 |
| D 13 Green BayW.... 70-56 |
| D 23 Coppin StateW.... 80-56 |
| D 28 Minnesota [14]W.... 68-60 |
| J 2 Illinois [25].....L....61-69 |
| J 5 MichiganW.... 66-50 |
| J 11 Michigan St. (OT)....L....61-64 |
| J 15 Illinois [16]W.... 76-66 |
| J 20 IndianaW.... 69-60 |
| J 23 Northwestern.....W....78-46 |
| J 29 Penn State.....L....52-56 |
| F 1 Purdue [11]W.... 66-59 |
| F 6 Michigan StateW.... 82-56 |
| F 9 Iowa (OT).....W....62-59 |
| F 12 Ohio State [1]W.... 71-67 |
| F 16 Purdue [11].....L....62-70 |
| F 20 Penn StateW.... 76-66 |
| F 23 Michigan.....W....53-52 |
| F 27 NorthwesternW.... 78-63 |
| M 3 Indiana.....W....77-67 |
| M 6 Ohio State [1].....L....65-93 |
| Big Ten Tournament (Conseco Fieldhouse, Indianapolis, Ind.) |
| M 11 Penn State.....L....33-36 |
| NCAA Tournament (Southeast Regional, Tucson, Ariz. & New Orleans, La.) |
| M 17 Belmont.....W....72-58 |
| M 19 Kansas State [21]....W....70-65 |
| M 24 Butler.....L....54-61 |
| [^] – Old Spice Classic, Orlando, Fla. # – ACC-Big Ten Challenge |

2011-12

Record: 26-10, Big Ten 12-6 (4th)
Coach: Bo Ryan

| | | | |
|------|---------------------|--------|-------|
| N 12 | Kennesaw State |W | 85-31 |
| N 16 | Colgate |W | 68-41 |
| N 19 | Wofford^ |W | 69-33 |
| N 22 | UMKC^ |W | 77-31 |
| N 25 | Bradley^ |W | 66-43 |
| N 26 | BYU^ |W | 73-56 |
| N 30 | N. Carolina [5]# |L | 57-60 |
| D 3 | Marquette [16] |L | 54-61 |
| D 7 | Green Bay |W | 70-42 |
| D 10 | UNLV |W | 62-51 |
| D 13 | Milwaukee |W | 60-54 |
| D 15 | Savannah State |W | 66-33 |
| D 23 | Miss. Valley St. |W | 79-45 |
| D 27 | Nebraska |W | 64-40 |
| D 31 | Iowa |L | 65-72 |
| J 3 | Mich. St. [10] (OT) |L | 60-63 |
| J 8 | Michigan [16] |L | 41-59 |
| J 12 | Purdue |W | 67-62 |
| J 15 | Nebraska |W | 50-45 |
| J 18 | Northwestern |W | 77-57 |
| J 22 | Illinois [22] |W | 67-63 |
| J 26 | Indiana [16] |W | 57-50 |
| J 31 | Penn State |W | 52-46 |
| F 4 | Ohio State [3] |L | 52-58 |
| F 9 | Minnesota (OT) |W | 68-61 |
| F 16 | Michigan State [7] |L | 55-69 |
| F 19 | Penn State |W | 65-55 |
| F 23 | Iowa |L | 66-67 |
| F 26 | Ohio State [8] |W | 63-60 |
| F 28 | Minnesota |W | 52-45 |
| M 4 | Illinois |W | 70-56 |

Big Ten Tournament
(Conseco Fieldhouse, Indianapolis, Ind.)
M 9 Indiana [15].....W 79-71
M 10 Michigan State [8].....L 52-65
NCAA Tournament
(East Regional, Albuquerque, N.M. & Boston, Mass.)
M 15 Montana.....W 73-49
M 17 Vanderbilt [20].....W 60-57
M 22 Syracuse [2].....L 63-64

2012-13

Record: 23-12, Big Ten 12-6 (4th)
Coach: Bo Ryan

| | | | |
|------|------------------------|--------|-------|
| N 11 | Southeastern La. |W | 87-47 |
| N 14 | Florida [10] |L | 56-74 |
| N 18 | Cornell^ |W | 73-40 |
| N 20 | Presbyterian^ |W | 88-43 |
| N 23 | Creighton [14]^ |L | 74-84 |
| N 24 | Arkansas^ |W | 77-70 |
| N 28 | Virginia# |L | 54-60 |
| D 2 | California |W | 81-56 |
| D 4 | Omaha |W | 86-40 |
| D 8 | Marquette [16] |L | 50-60 |
| D 12 | Green Bay |W | 65-54 |
| D 22 | Milwaukee |W | 74-53 |
| D 29 | Samford |W | 87-51 |
| J 3 | Penn State |W | 60-51 |
| J 6 | Nebraska |W | 47-41 |
| J 12 | Illinois [12] |W | 74-51 |
| J 15 | Indiana [2] |W | 64-59 |
| J 19 | Iowa |L | 66-70 |
| J 22 | Michigan State [13]..L |L | 47-49 |
| J 26 | Minnesota [12] |W | 45-44 |
| J 29 | Ohio State [11] |L | 49-58 |
| F 3 | Illinois |W | 74-68 |

^ – Chicago Invitational Challenge
– ACC-Big Ten Challenge

| | | | |
|------|---------------------|--------|-------|
| F 6 | Iowa [20T] |W | 74-70 |
| F 9 | Michigan [2] (OT) |W | 65-62 |
| F 14 | Minnesota (OT) |L | 53-58 |
| F 17 | Ohio State [13] |W | 71-49 |
| F 20 | Northwestern |W | 69-41 |
| F 26 | Nebraska |W | 77-46 |
| M 3 | Purdue |L | 56-69 |
| M 7 | Michigan State [10] |L | 43-58 |
| M 10 | Penn State |W | 63-60 |

Big Ten Tournament
(United Center, Chicago, Ill.)
M 15 Michigan [6].....W 68-59
M 16 Indiana [3].....W 68-56
M 17 Ohio State [10].....L 43-50
NCAA Tournament
(West Regional, Kansas City, Mo.)
M 22 Ole Miss.....L 46-57

2013-14

2014 FINAL FOUR
Record: 30-8, Big Ten 12-6 (T2nd)
Coach: Bo Ryan

| | | | |
|------|--------------------|--------|--------|
| N 8 | St. John's & |W | 86-75 |
| N 12 | Florida [11] |W | 59-53 |
| N 16 | Green Bay |W | 69-66 |
| N 19 | North Dakota |W | 103-85 |
| N 21 | Bowling Green |W | 88-64 |
| N 23 | Oral Roberts |W | 76-67 |
| N 26 | Saint Louis ^ |W | 63-57 |
| N 27 | West Virginia ^ |W | 70-63 |
| D 4 | Virginia # |W | 48-38 |
| D 7 | Marquette |W | 70-64 |
| D 11 | Milwaukee |W | 78-52 |
| D 14 | Eastern Kentucky |W | 86-61 |
| D 28 | Prairie View A&M |W | 80-43 |
| J 2 | Northwestern |W | 76-49 |
| J 5 | Iowa [22] |W | 75-71 |
| J 8 | Illinois [23] |W | 95-70 |
| J 14 | Indiana |L | 72-75 |
| J 18 | Michigan |L | 70-77 |
| J 22 | Minnesota |L | 68-81 |
| J 25 | Purdue |W | 72-58 |
| J 29 | Northwestern |L | 56-65 |
| F 1 | Ohio State [24] |L | 58-59 |
| F 4 | Illinois |W | 75-63 |
| F 9 | Michigan State [8] |W | 60-58 |
| F 13 | Minnesota |W | 78-70 |
| F 16 | Michigan [15] |W | 75-62 |
| F 22 | Iowa [15] |W | 79-74 |
| F 25 | Indiana |W | 69-58 |
| M 2 | Penn State |W | 71-66 |
| M 5 | Purdue |W | 76-70 |
| M 9 | Nebraska |L | 68-77 |

Big Ten Tournament
(Banker's Life Fieldhouse, Indianapolis, Ind.)
M 14 Minnesota.....W 83-57
M 15 Michigan State [22].....L 75-83
NCAA Tournament
(West Regional, Milwaukee & Anaheim, Calif.)
M 20 American.....W 75-35
M 22 Oregon.....W 85-77
M 28 Baylor [23].....W 69-52
M 30 Arizona [4] (OT).....W 64-63
NCAA Final Four
(North Texas)
A 5 Kentucky [2].....L 73-74

& – Samford Pentagon, Sioux Falls, S.D.
^ – Cancun Challenge, Cancun, Mexico
– Big Ten-ACC Challenge

2014-15

BIG TEN CHAMPIONS
BIG TEN TOURN. CHAMPIONS
2015 FINAL FOUR

Record: 36-4, Big Ten 16-2 (1st)
Coach: Bo Ryan

| | | | |
|------|-------------------|--------|-------|
| N 14 | Northern Kentucky | ..W | 62-31 |
| N 16 | Chattanooga |W | 89-45 |
| N 19 | Green Bay |W | 84-60 |
| N 22 | Boise State |W | 78-54 |
| N 26 | UAB^ |W | 72-43 |
| N 27 | Georgetown^ |W | 68-65 |
| N 28 | Oklahoma^ |W | 69-56 |
| D 3 | Duke# [4] |L | 70-80 |
| D 6 | Marquette |W | 49-38 |
| D 10 | Milwaukee |W | 93-54 |
| D 13 | Nicholls |W | 86-43 |
| D 22 | California |W | 68-56 |
| D 28 | Buffalo |W | 68-56 |
| D 31 | Penn State |W | 89-72 |
| J 4 | Northwestern |W | 81-58 |
| J 7 | Purdue |W | 62-55 |
| J 11 | Rutgers |L | 62-67 |
| J 15 | Nebraska |W | 70-55 |
| J 20 | Iowa [25] |W | 82-50 |
| J 24 | Michigan (OT) |W | 69-64 |
| J 31 | Iowa |W | 74-63 |
| F 3 | Indiana |W | 92-78 |
| F 7 | Northwestern |W | 65-50 |
| F 10 | Nebraska |W | 65-55 |
| F 15 | Illinois |W | 68-49 |
| F 18 | Penn State |W | 55-47 |
| F 21 | Minnesota |W | 63-53 |
| F 24 | Maryland [14] |L | 53-59 |
| M 1 | Michigan State |W | 68-61 |
| M 5 | Minnesota |W | 76-63 |
| M 8 | Ohio State [23] |W | 72-48 |

Big Ten Tournament
(United Center, Chicago, Ill.)
M 13 Michigan.....W 71-60
M 14 Purdue.....W 71-51
M 15 Michigan St. (OT).....W 80-69
NCAA Tournament
(West Regional, Omaha, Neb. & Los Angeles)
M 20 C. Carolina.....W 86-72
M 22 Oregon.....W 72-65
M 26 North Carolina [15]..W 79-72
M 28 Arizona [5].....W 85-78
NCAA Final Four
(Indianapolis)
A 4 Kentucky [1].....W 71-64
A 6 Duke [4].....L 63-68

^ – Battle 4 Atlantis, Bahamas
– Big Ten-ACC Challenge

2015-16

Record: 22-13, Big Ten 12-6 (T3rd)
Coach: Bo Ryan/Greg Gard

| | |
|--|--|
| N 13 | Western IllinoisL..... 67-69 |
| N 15 | SienaW..... 92-65 |
| N 17 | North DakotaW..... 78-64 |
| N 20 | Georgetown^.....L.....61-71 |
| N 22 | VCU^.....W.....74-73 |
| N 25 | Prairie View A&MW..... 85-67 |
| N 29 | Oklahoma [7].....L.....48-65 |
| D 2 | Syracuse# [14] (OT).....W.....66-58 |
| D 5 | TempleW..... 76-60 |
| D 9 | MilwaukeeL..... 67-68 |
| D 12 | MarquetteL..... 55-57 |
| D 15 | Texas A&M-CCW..... 64-49 |
| D 23 | Green BayW..... 84-79 |
| D 29 | Purdue [14]L..... 55-61 |
| J 2 | RutgersW..... 79-57 |
| J 5 | at Indiana.....L.....58-59 |
| J 9 | Maryland [3]L..... 60-63 |
| J 12 | Northwestern.....L.....65-70 |
| J 17 | Michigan State [4]W..... 77-76 |
| J 21 | Penn State.....W.....66-60 |
| J 26 | Indiana [19] (OT)W..... 82-79 |
| J 31 | Illinois.....W.....63-55 |
| F 4 | Ohio StateW..... 79-68 |
| F 10 | NebraskaW..... 72-61 |
| F 13 | Maryland [2].....W.....70-57 |
| F 18 | Michigan State [8].....L.....57-69 |
| F 21 | IllinoisW..... 69-60 |
| F 24 | Iowa [8].....W.....67-59 |
| F 28 | MichiganW..... 68-57 |
| M 2 | Minnesota.....W.....62-49 |
| M 6 | Purdue [15].....L.....80-91 |
| Big Ten Tournament (Banker's Life Fieldhouse, Indianapolis, Ind.) | |
| M 10 | Nebraska.....L.....58-70 |
| NCAA Tournament (East Regional, St. Louis & Philadelphia) | |
| M 18 | Pittsburgh.....W.....47-43 |
| M 20 | Xavier [8].....W.....66-63 |
| M 25 | Notre Dame.....L.....56-61 |
| ^ — 2K Classic, New York City # — Big Ten-ACC Challenge | |

2016-17

Record: 27-10, Big Ten 12-6 (T2nd)
Coach: Greg Gard

| | |
|-------------|--|
| N 11 | Central ArkansasW..... 79-47 |
| N 15 | Creighton! [22].....L.....67-79 |
| N 17 | Chicago StateW..... 69-51 |
| N 21 | Tennessee^.....W.....74-62 |
| N 22 | Georgetown^.....W.....73-57 |
| N 23 | N. Carolina^ [4].....L.....56-71 |
| N 27 | Prairie View A&MW..... 95-50 |
| N 29 | Syracuse# [22]W..... 77-60 |
| D 3 | OklahomaW..... 90-70 |
| D 7 | Idaho StateW..... 78-44 |
| D 10 | Marquette.....W.....93-84 |
| D 14 | Green BayW..... 73-59 |
| D 23 | Florida A&MW..... 90-37 |
| D 27 | RutgersW..... 72-52 |
| J 3 | Indiana [25].....W.....75-68 |
| J 8 | Purdue [20].....L.....55-66 |
| J 12 | Ohio StateW..... 89-66 |
| J 17 | MichiganW..... 68-64 |
| J 21 | Minnesota (OT).....W.....78-76 |
| J 24 | Penn StateW..... 82-55 |
| J 28 | Rutgers (OT).....W.....61-54 |
| J 31 | Illinois.....W.....57-43 |
| F 5 | IndianaW..... 65-60 |
| F 9 | Nebraska (OT).....W.....70-69 |
| F 12 | NorthwesternL..... 59-66 |
| F 16 | Michigan.....L.....58-64 |
| F 19 | Maryland [23]W..... 71-60 |

| | |
|---|---|
| F 23 | Ohio State.....L.....73-83 |
| F 26 | Michigan State.....L.....74-85 |
| M 2 | IowaL..... 57-59 |
| M 5 | MinnesotaW..... 66-49 |
| Big Ten Tournament (Verizon Center, Washington, D.C.) | |
| M 10 | Indiana.....W.....70-60 |
| M 11 | Northwestern.....W.....76-48 |
| M 12 | Michigan.....L.....56-71 |
| NCAA Tournament (East Regional, Buffalo & New York City) | |
| M 16 | Virginia Tech.....W.....84-74 |
| M 18 | Villanova [1].....W.....65-62 |
| M 24 | Florida [20] (OT).....L.....83-84 |
| ! — Gavitt Games ^ — Maui Jim Maui Invitational # — Big Ten-ACC Challenge | |

2017-18

Record: 15-18, Big Ten 7-11 (9th)
Coach: Greg Gard

| | |
|---|--|
| N 10 | S. Carolina StateW..... 85-50 |
| N 12 | YaleW..... 89-61 |
| N 16 | Xavier! [15]L..... 70-80 |
| N 20 | Baylor^ [22].....L.....65-70 |
| N 21 | UCLA^ [23].....L.....70-72 |
| N 24 | MilwaukeeW..... 71-49 |
| N 27 | Virginia# [18].....L.....37-49 |
| D 2 | Ohio StateL..... 58-83 |
| D 4 | Penn State.....W.....64-63 |
| D 6 | Temple.....L.....55-59 |
| D 9 | MarquetteL..... 63-82 |
| D 13 | Western KentuckyW..... 81-80 |
| D 23 | Green BayW..... 81-60 |
| D 27 | Chicago StateW..... 82-70 |
| D 30 | UMass LowellW..... 82-53 |
| J 2 | IndianaW..... 71-61 |
| J 5 | Rutgers.....L.....60-64 |
| J 9 | Nebraska.....L.....59-63 |
| J 16 | Purdue [3].....L.....50-78 |
| J 19 | IllinoisW..... 75-50 |
| J 23 | Iowa.....L.....67-85 |
| J 26 | Michigan State [6].....L.....61-76 |
| J 29 | NebraskaL..... 63-74 |
| F 1 | NorthwesternL..... 52-60 |
| F 4 | Maryland.....L.....63-68 |
| F 8 | Illinois.....W.....78-69 |
| F 11 | Michigan [20]L..... 72-83 |
| F 15 | Purdue [6]W..... 57-53 |
| F 19 | Minnesota (OT)W..... 73-63 |
| F 22 | Northwestern.....W.....70-64 |
| F 25 | Michigan State [2]L..... 63-68 |
| Big Ten Tournament (Madison Square Garden, New York City) | |
| M 1 | Maryland.....W.....59-54 |
| M 2 | Michigan St. [2].....L.....63-60 |
| ! — Gavitt Games ^ — Hall of Fame Classic, Kansas City, Mo. # — Big Ten-ACC Challenge | |

2018-19

Record: 23-11, Big Ten 14-6 (4th)
Coach: Greg Gard

| | |
|-------------|---|
| N 6 | Coppin StateW..... 85-63 |
| N 13 | Xavier!.....W.....77-68 |
| N 17 | Houston BaptistW..... 96-59 |
| N 21 | Stanford^.....W.....62-46 |
| N 22 | Oklahoma^.....W.....78-58 |
| N 23 | Virginia^ [4].....L.....46-53 |
| N 27 | NC State#W..... 79-75 |
| N 30 | Iowa [14].....W.....72-66 |
| D 3 | RutgersW..... 69-64 |
| D 8 | Marquette (OT).....L.....69-74 |
| D 13 | Savannah StateW..... 101-60 |

| | |
|---|---|
| D 22 | Grambling StateW..... 84-53 |
| D 29 | Western Kentucky.....L.....76-83 |
| J 3 | MinnesotaL..... 52-59 |
| J 6 | Penn State.....W.....71-52 |
| J 11 | Purdue (OT)L..... 80-84 |
| J 14 | Maryland [19].....L.....60-64 |
| J 19 | Michigan [2]W..... 65-54 |
| J 23 | Illinois.....W.....72-60 |
| J 26 | NorthwesternW..... 62-46 |
| J 29 | Nebraska.....W.....62-51 |
| F 1 | Maryland [21]W..... 69-61 |
| F 6 | Minnesota.....W.....56-51 |
| F 9 | Michigan [7].....L.....52-61 |
| F 12 | Michigan State [11]L..... 59-67 |
| F 18 | IllinoisW..... 64-58 |
| F 23 | Northwestern.....W.....69-64 |
| F 26 | Indiana (2OT).....L.....73-75 |
| M 2 | Penn StateW..... 61-57 |
| M 7 | IowaW..... 65-45 |
| M 10 | Ohio State (OT).....W.....73-67 |
| Big Ten Tournament (United Center, Chicago, Ill.) | |
| M 15 | Nebraska.....W.....66-62 |
| M 16 | Michigan State [6].....L.....55-67 |
| NCAA Tournament (South Regional, San Jose, Calif.) | |
| M 22 | Oregon.....L.....54-72 |
| ! — Gavitt Games ^ — Battle 4 Atlantis, Bahamas # — Big Ten-ACC Challenge | |

2019-20

BIG TEN CHAMPIONS
Record: 21-10, Big Ten 14-6 (T1st)
Coach: Greg Gard

| | |
|-------------|---|
| N 5 | St. Mary's& [20] (OT).....L.....63-65 |
| N 8 | Eastern IllinoisW..... 65-52 |
| N 13 | McNeeseW..... 83-63 |
| N 17 | MarquetteW..... 77-61 |
| N 21 | Green BayW..... 88-70 |
| N 25 | Richmond^.....L.....52-62 |
| N 26 | New Mexico^.....L.....50-59 |
| D 4 | NC State#.....L.....54-69 |
| D 7 | IndianaW..... 84-64 |
| D 11 | Rutgers.....L.....65-72 |
| D 21 | MilwaukeeW..... 83-64 |
| D 28 | Tennessee.....W.....68-48 |
| D 31 | RiderW..... 65-37 |
| J 3 | Ohio State [5].....W.....61-57 |
| J 8 | IllinoisL..... 70-71 |
| J 11 | Penn State [20].....W.....58-49 |
| J 14 | Maryland [17]W..... 56-54 |
| J 17 | Michigan St. [15].....L.....55-67 |
| J 21 | NebraskaW..... 82-68 |
| J 24 | Purdue.....L.....51-70 |
| J 27 | Iowa [19].....L.....62-68 |
| F 1 | Michigan State [14]W..... 64-63 |
| F 5 | Minnesota.....L.....52-70 |
| F 9 | Ohio StateW..... 70-57 |
| F 15 | Nebraska.....W.....81-64 |
| F 18 | PurdueW..... 69-65 |
| F 23 | RutgersW..... 79-71 |
| F 27 | Michigan [19].....W.....81-74 |
| M 1 | MinnesotaW..... 71-69 |
| M 4 | NorthwesternW..... 63-48 |
| M 7 | Indiana.....W.....60-56 |

& — Samford Pentagon, Sioux Falls, S.D.
^ — Legends Classic, Brooklyn, N.Y.
— Big Ten-ACC Challenge

**Postseason cancelled due to COVID-19 pandemic*

2020-21

Record: 18-13, Big Ten 10-10 (6th)

Coach: Greg Gard

| | | | |
|-------------|---|---------------|--------------|
| N 25 | Eastern Illinois | W | 77-67 |
| N 27 | Ark.-Pine Bluff | W | 92-58 |
| D 1 | Green Bay | W | 82-42 |
| D 4 | at Marquette | L | 65-67 |
| D 9 | Rhode Island | W | 73-62 |
| D 15 | Loyola Chicago | W | 77-63 |
| D 19 | Louisville# [23] | W | 85-48 |
| D 22 | Nebraska | W | 67-53 |
| D 25 | at Michigan St. [12] .. | W | 85-76 |
| D 28 | Maryland | L | 64-70 |
| D 31 | Minnesota [21] | W | 71-59 |
| J 7 | Indiana (2OT) | W | 80-73 |
| J 12 | at Michigan [7] | L | 54-77 |
| J 15 | at Rutgers..... | W | 60-54 |
| J 20 | Northwestern | W | 68-52 |
| J 23 | Ohio State [15] | L | 62-74 |
| J 27 | at Maryland..... | W | 61-55 |
| J 30 | at Penn State..... | L | 71-81 |
| F 2 | Penn State | W | 72-56 |
| F 6 | at Illinois [12]..... | L | 60-75 |
| F 10 | at Nebraska..... | W | 61-48 |
| F 14 | Michigan [3] | L | 59-67 |
| F 18 | Iowa [11] | L | 62-77 |
| F 21 | at Northwestern | W | 68-51 |
| F 27 | Illinois [5] | L | 69-74 |
| M 2 | at Purdue [23]..... | L | 69-73 |
| M 7 | at Iowa [5]..... | L | 73-77 |
| | Big Ten Tournament | | |
| | (Lucas Oil Stadium, Indianapolis, Ind.) | | |
| M 11 | vs. Penn State | W | 75-74 |
| M 12 | vs. Iowa [5] | L | 57-62 |
| | NCAA Tournament | | |
| | (South Regional, West Lafayette, Ind. & Indianapolis, Ind.) | | |
| M 19 | vs. North Carolina..... | W | 85-62 |
| M 21 | vs. Baylor [3]..... | L | 63-76 |
| | # – ACC-Big Ten Challenge | | |

2021-22

BIG TEN CHAMPIONS

Record: 25-8, Big Ten: 15-5 (T1st)

Coach: Greg Gard

| | | | |
|-------------|---------------------------------------|---------------|--------------|
| N 9 | St. Francis Brooklyn . | W | 81-58 |
| N 12 | Green Bay | W | 72-34 |
| N 15 | Providence! | L | 58-63 |
| N 22 | Texas A&M^ | W | 69-58 |
| N 23 | Houston^ [12]..... | W | 65-63 |
| N 24 | Saint Mary's^ | W | 61-55 |
| D 1 | at Georgia Tech#..... | W | 70-66 |
| D 4 | vs. Marquette | W | 89-76 |
| D 8 | Indiana | W | 64-59 |
| D 11 | at Ohio State [21] | L | 55-73 |
| D 15 | Nicholls | W | 71-68 |
| D 29 | Illinois State | W | 89-85 |
| J 3 | at Purdue [3] | W | 74-69 |
| J 6 | Iowa | W | 87-78 |
| J 9 | at Maryland..... | W | 70-69 |
| J 13 | Ohio State [16] | W | 78-68 |
| J 18 | at Northwestern | W | 82-76 |
| J 21 | Michigan State [14] .. | L | 74-86 |
| J 27 | at Nebraska..... | W | 73-65 |
| J 30 | Minnesota | W | 66-60 |
| F 2 | at Illinois [18]..... | L | 67-80 |
| F 5 | Penn State | W | 51-49 |
| F 8 | at Michigan St. [17] .. | W | 70-62 |
| F 12 | Rutgers | L | 65-73 |
| F 15 | at Indiana..... | W | 74-69 |
| F 20 | Michigan | W | 77-63 |
| F 23 | at Minnesota | W | 68-67 |
| F 26 | at Rutgers..... | W | 66-61 |
| M 1 | Purdue | W | 70-67 |
| M 6 | Nebraska | L | 73-74 |
| | Big Ten Tournament | | |
| | (Gainbridge Fieldhouse, Indianapolis) | | |
| M 11 | vs. Michigan State..... | L | 63-69 |
| | NCAA Tournament | | |
| | (Midwest Regional, Milwaukee, Wis.) | | |
| M 18 | vs. Colgate | W | 67-60 |
| M 20 | vs. Iowa State..... | L | 49-54 |

! – Gavitt Games

^ – Maui Invitational, Las Vegas, Nev.

– ACC-Big Ten Challenge

ALL-TIME HOME ATTENDANCE

| Year | Games | Total | Avg. | High | Year | Games | Total | Avg. | High |
|---------|-------|---------|--------|--------|----------|-------|---------|--------|--------|
| 1940-41 | 12 | 130,150 | 10,846 | 14,000 | 1990-91 | 17 | 171,680 | 10,099 | 11,924 |
| 1941-42 | 11 | 116,050 | 10,550 | 14,000 | 1991-92 | 17 | 160,580 | 9,446 | 12,305 |
| 1942-43 | 11 | 118,000 | 10,727 | 14,000 | 1992-93 | 17 | 176,578 | 10,387 | 11,500 |
| 1943-44 | 10 | 84,200 | 8,420 | 14,000 | 1993-94 | 16 | 184,000 | 11,500 | 11,500 |
| 1944-45 | 11 | 98,000 | 8,909 | 11,500 | 1994-95 | 15 | 171,292 | 11,419 | 11,500 |
| 1945-46 | 11 | 96,900 | 8,809 | 14,000 | 1995-96 | 18 | 202,381 | 11,243 | 11,993 |
| 1946-47 | 11 | 124,700 | 11,336 | 13,800 | 1996-97 | 14 | 160,624 | 11,473 | 11,719 |
| 1947-48 | 10 | 130,900 | 13,090 | 13,500 | 1997-98 | 15 | 200,032 | 13,335 | 16,697 |
| 1948-49 | 12 | 150,000 | 12,500 | 13,500 | 1998-99 | 13 | 205,008 | 15,770 | 17,046 |
| 1949-50 | 11 | 139,500 | 12,681 | 13,000 | 1999-00 | 14 | 226,281 | 16,163 | 17,142 |
| 1950-51 | 11 | 130,550 | 11,868 | 13,000 | 2000-01 | 14 | 235,351 | 16,811 | 17,142 |
| 1951-52 | 11 | 132,000 | 12,000 | 13,000 | 2001-02 | 13 | 214,860 | 16,528 | 17,142 |
| 1952-53 | 11 | 129,726 | 11,793 | 13,500 | 2002-03 | 17 | 287,818 | 16,930 | 17,142 |
| 1953-54 | 11 | 108,192 | 9,836 | 13,500 | 2003-04 | 15 | 257,130 | 17,142 | 17,142 |
| 1954-55 | 11 | 92,150 | 8,377 | 12,100 | 2004-05 | 16 | 274,272 | 17,142 | 17,142 |
| 1955-56 | 11 | 66,100 | 6,009 | 10,000 | 2005-06 | 16 | 274,272 | 17,142 | 17,142 |
| 1956-57 | 11 | 57,529 | 5,230 | 7,193 | 2006-07 | 19 | 326,610 | 17,190 | 17,190 |
| 1957-58 | 11 | 61,448 | 5,586 | 8,200 | 2007-08 | 18 | 309,420 | 17,190 | 17,190 |
| 1958-59 | 11 | 58,527 | 5,321 | 7,410 | 2008-09 | 16 | 275,680 | 17,230 | 17,230 |
| 1959-60 | 12 | 75,216 | 6,268 | 12,187 | 2009-10 | 17 | 292,910 | 17,230 | 17,230 |
| 1960-61 | 10 | 65,685 | 6,569 | 13,472 | 2010-11 | 16 | 275,680 | 17,230 | 17,230 |
| 1961-62 | 13 | 88,681 | 6,822 | 13,545 | 2011-12 | 18 | 309,255 | 17,181 | 17,230 |
| 1962-63 | 13 | 88,905 | 6,839 | 12,088 | 2012-13 | 18 | 303,172 | 16,843 | 17,249 |
| 1963-64 | 10 | 69,873 | 6,987 | 13,217 | 2013-14 | 17 | 290,773 | 17,104 | 17,249 |
| 1964-65 | 10 | 63,823 | 6,382 | 9,538 | 2014-15 | 16 | 276,464 | 17,279 | 17,279 |
| 1965-66 | 12 | 85,199 | 7,100 | 11,573 | 2015-16 | 18 | 311,166 | 17,287 | 17,287 |
| 1966-67 | 11 | 116,855 | 10,623 | 12,729 | 2016-17 | 17 | 293,879 | 17,287 | 17,287 |
| 1967-68 | 11 | 104,346 | 9,486 | 11,926 | 2017-18 | 18 | 310,901 | 17,272 | 17,287 |
| 1968-69 | 11 | 112,949 | 10,268 | 11,569 | 2018-19 | 16 | 274,467 | 17,154 | 17,287 |
| 1969-70 | 11 | 97,686 | 8,881 | 12,392 | 2019-20 | 16 | 270,587 | 16,912 | 17,287 |
| 1970-71 | 12 | 81,051 | 6,754 | 7,953 | 2020-21* | 16 | 0 | 0 | 0 |
| 1971-72 | 12 | 79,922 | 6,660 | 8,235 | 2021-22 | 16 | 264,075 | 16,505 | 17,287 |
| 1972-73 | 11 | 84,242 | 7,658 | 8,236 | | | | | |
| 1973-74 | 13 | 98,346 | 7,565 | 12,204 | | | | | |
| 1974-75 | 15 | 82,981 | 5,532 | 7,462 | | | | | |
| 1975-76 | 14 | 72,996 | 5,214 | 9,363 | | | | | |
| 1976-77 | 13 | 90,609 | 6,970 | 8,501 | | | | | |
| 1977-78 | 14 | 122,075 | 8,720 | 11,238 | | | | | |
| 1978-79 | 14 | 114,945 | 8,210 | 12,204 | | | | | |
| 1979-80 | 15 | 115,960 | 7,731 | 11,895 | | | | | |
| 1980-81 | 15 | 101,606 | 6,774 | 9,026 | | | | | |
| 1981-82 | 13 | 65,505 | 5,039 | 9,281 | | | | | |
| 1982-83 | 15 | 113,617 | 7,574 | 11,442 | | | | | |
| 1983-84 | 13 | 98,280 | 7,560 | 11,019 | | | | | |
| 1984-85 | 15 | 103,795 | 6,920 | 9,868 | | | | | |
| 1985-86 | 15 | 112,131 | 7,475 | 11,092 | | | | | |
| 1986-87 | 15 | 110,876 | 7,392 | 11,866 | | | | | |
| 1987-88 | 14 | 110,545 | 7,896 | 11,068 | | | | | |
| 1988-89 | 17 | 161,810 | 9,518 | 11,886 | | | | | |
| 1989-90 | 14 | 142,291 | 10,164 | 11,898 | | | | | |

* Fans were not allowed due to CoVID-19 pandemic

ALL-TIME SERIES SCORES

Air Force (2-0)

At Madison: UW leads 1-0

At Air Force: UW leads 1-0

| | | | |
|---------|---|---|-------|
| 12/3/60 | H | W | 80-67 |
| 12/1/62 | A | W | 72-64 |

Alabama (1-3)

At Madison: Series tied 1-1

At Tuscaloosa: UW trails 0-2

| | | | |
|----------|---|---|-------|
| 12/8/79 | H | L | 62-66 |
| 12/1/80 | A | L | 75-90 |
| 12/30/03 | A | L | 56-71 |
| 12/29/04 | H | W | 76-62 |

Alcorn State (1-0)

At Madison: UW leads 1-0

| | | | |
|----------|---|---|--------|
| 12/29/92 | H | W | 110-81 |
|----------|---|---|--------|

American (1-0)

Neutral: UW leads 1-0

| | | | |
|---------|----|---|-------|
| 3/20/14 | BC | W | 75-35 |
|---------|----|---|-------|

BC - Bradley Center, Milwaukee

Arizona (5-2)

At Tucson: UW trails 0-1

Neutral: UW leads 5-1

| | | | |
|----------|----|----|--------|
| 12/3/62 | A | L | 46-51 |
| 12/30/66 | LA | W | 104-77 |
| 3/18/00 | SL | W | 66-59 |
| 3/17/06 | PA | L | 75-94 |
| 11/23/09 | MA | W | 65-61 |
| 3/29/14 | AN | W+ | 64-63 |
| 3/28/15 | LA | W | 85-78 |

LA - Los Angeles, Calif.

SL - Salt Lake City, Utah

PA - Philadelphia, Pa.

MA - Maui, Hawaii

AN - Anaheim, Calif.

Arkansas (1-0)

Neutral: UW leads 1-0

| | | | |
|----------|----|---|-------|
| 11/24/12 | LV | W | 77-70 |
|----------|----|---|-------|

LV - Las Vegas, Nev.

Arkansas-Pine Bluff (1-0)

At Madison: UW leads 1-0

| | | | |
|----------|---|---|-------|
| 11/27/20 | H | W | 92-58 |
|----------|---|---|-------|

Arkansas State (1-0)

At Madison: UW leads 1-0

| | | | |
|----------|---|---|------|
| 12/14/14 | H | W | 45-7 |
|----------|---|---|------|

Army (1-0)

Neutral: UW leads 1-0

| | | | |
|----------|----|---|-------|
| 12/30/79 | HI | W | 77-63 |
|----------|----|---|-------|

HI - Honolulu, Hawaii

Auburn (1-0)

Neutral: UW leads 1-0

| | | | |
|----------|----|---|-------|
| 11/25/06 | SP | W | 78-54 |
|----------|----|---|-------|

SP - South Padre Island, Texas

Ball State (6-2)

At Madison: UW leads 6-0

At Muncie: UW trails 0-2

| | | | |
|----------|---|---|-------|
| 12/4/36 | H | W | 38-33 |
| 12/1/69 | H | W | 88-74 |
| 12/9/80 | H | W | 85-72 |
| 12/12/81 | H | W | 71-70 |
| 12/8/82 | A | L | 66-76 |
| 12/26/96 | H | W | 74-59 |
| 12/13/97 | A | L | 56-68 |
| 11/20/99 | H | W | 60-50 |

Baylor (1-2)

Neutral: Series tied 1-2

| | | | |
|----------|----|---|-------|
| 3/27/14 | AN | W | 69-52 |
| 11/20/17 | KC | L | 65-70 |
| 3/21/21 | HF | L | 63-76 |

AN - Anaheim, Calif.
KC - Kansas City, Mo.
HF - Hinkle Fieldhouse, Indianapolis

Belmont (1-0)

Neutral: UW leads 1-0

| | | | |
|---------|----|---|-------|
| 3/17/11 | AZ | W | 72-58 |
|---------|----|---|-------|

AZ - Tucson, Ariz.

Bethune-Cookman (1-0)

At Madison: UW leads 1-0

| | | | |
|---------|---|---|-------|
| 12/8/92 | H | W | 75-50 |
|---------|---|---|-------|

Boise State (1-0)

At Madison: UW leads 1-0

| | | | |
|----------|---|---|-------|
| 11/22/14 | H | W | 78-54 |
|----------|---|---|-------|

Boston College (4-2)

Neutral: UW leads 4-2

| | | | |
|----------|----|---|-------|
| 12/26/59 | BU | W | 95-82 |
| 12/18/64 | TM | L | 85-86 |
| 12/26/64 | HI | W | 70-69 |
| 12/27/76 | TM | W | 74-66 |
| 12/27/85 | AZ | L | 72-74 |
| 11/26/10 | OR | W | 65-55 |

BU - Buffalo, N.Y.

TM - The Mecca, Milwaukee, Wis.

HI - Honolulu, Hawaii

AZ - Tucson, Ariz.

OR - Orlando, Fla.

Bowling Green (3-1)

At Madison: UW leads 3-0

At Bowling Green: UW trails 0-1

| | | | |
|----------|---|---|-------|
| 12/12/64 | H | W | 87-56 |
| 12/10/66 | A | L | 69-81 |
| 3/13/91 | H | W | 87-79 |
| 11/21/13 | H | W | 88-64 |

Bradley (3-2)

At Madison: UW leads 1-0

At Peoria: UW trails 0-2

Neutral: UW leads 2-0

| | | | |
|----------|----|---|-------|
| 2/12/29 | H | W | 48-22 |
| 12/20/56 | A | L | 62-74 |
| 12/17/60 | A | L | 66-88 |
| 11/26/89 | SJ | W | 63-57 |
| 11/25/11 | HE | W | 66-43 |

SJ - San Juan, Puerto Rico
HE - Hoffman Estates, Ill.

Brown (2-0)

At Madison: UW leads 2-0

| | | | |
|----------|---|---|-------|
| 12/21/74 | H | W | 79-68 |
| 12/7/96 | H | W | 52-30 |

Bucknell (1-0)

Neutral: UW leads 1-0

| | | | |
|---------|----|---|-------|
| 3/20/05 | OK | W | 71-62 |
|---------|----|---|-------|

OK - Oklahoma City, Okla.

Buffalo (1-0)

At Madison: UW leads 1-0

| | | | |
|----------|---|---|-------|
| 12/28/14 | H | W | 68-56 |
|----------|---|---|-------|

Butler (17-14)

At Madison: UW leads 13-7

At Indianapolis: UW trails 4-6

Neutral: UW trails 0-1

| | | | |
|----------|---|---|-------|
| 12/16/21 | H | L | 20-26 |
| 12/15/22 | H | L | 13-20 |
| 2/12/24 | H | W | 25-23 |
| 12/19/24 | H | L | 16-22 |
| 2/5/26 | H | W | 31-24 |
| 12/16/27 | H | W | 25-18 |
| 2/10/32 | H | W | 28-17 |
| 12/30/33 | H | W | 37-27 |
| 2/8/36 | H | W | 28-24 |

| | | | |
|----------|----|---|-------|
| 12/23/36 | A | L | 23-43 |
| 12/19/38 | A | L | 21-24 |
| 2/5/40 | H | L | 46-50 |
| 2/8/41 | H | W | 59-55 |
| 12/9/46 | A | W | 60-52 |
| 12/8/47 | H | W | 61-53 |
| 2/1/51 | H | W | 60-35 |
| 2/6/52 | A | W | 62-60 |
| 12/1/53 | H | W | 70-54 |
| 1/17/55 | A | W | 57-53 |
| 12/1/55 | H | L | 63-67 |
| 12/3/56 | A | L | 50-54 |
| 12/19/57 | H | W | 59-58 |
| 12/30/58 | A | L | 55-69 |
| 12/1/59 | H | L | 82-88 |
| 12/1/60 | A | L | 58-73 |
| 12/5/87 | H | W | 92-80 |
| 12/10/88 | A | W | 63-53 |
| 12/9/89 | H | W | 75-59 |
| 12/15/90 | A | L | 88-94 |
| 1/30/01 | H | L | 44-58 |
| 3/24/11 | NO | L | 54-61 |

NO - New Orleans, La.

BYU (2-0)

At Madison: UW leads 1-0
Neutral: UW leads 1-0

| | | | |
|----------|----|---|-------|
| 12/11/31 | H | W | 30-16 |
| 11/26/11 | HE | W | 73-56 |

HE - Hoffman Estates, Ill.

Cal Poly (1-0)

At Madison: UW leads 1-0

| | | | |
|----------|---|---|-------|
| 12/16/09 | H | W | 90-42 |
|----------|---|---|-------|

Cal State Fullerton (1-0)

Neutral: UW leads 1-0

| | | | |
|---------|----|---|-------|
| 3/20/08 | OM | W | 71-56 |
|---------|----|---|-------|

OM - Omaha, Neb.

Cal State LA (1-0)

At Madison: UW leads 1-0

| | | | |
|----------|---|---|--------|
| 11/27/85 | H | W | 104-88 |
|----------|---|---|--------|

California (4-5)

At Madison: UW leads 2-0
At Berkeley: UW trails 1-3
Neutral: UW trails 1-2

| | | | |
|----------|----|---|-------|
| 12/19/47 | A | L | 61-73 |
| 12/20/47 | A | L | 44-59 |
| 12/28/51 | SF | L | 49-68 |
| 12/26/52 | H | W | 64-57 |
| 12/29/55 | A | L | 55-62 |
| 12/20/58 | IC | L | 53-68 |
| 12/29/86 | HI | W | 66-63 |

| | | | |
|----------|---|---|-------|
| 12/2/12 | H | W | 81-56 |
| 12/22/14 | A | W | 68-56 |

SF - San Francisco, Calif.
 IC - Iowa City, Iowa
 HI - Honolulu, Hawaii

UC Davis (1-0)

At Madison: UW leads 1-0

| | | | |
|---------|---|---|-------|
| 12/3/73 | H | W | 97-53 |
|---------|---|---|-------|

UC Santa Barbara (1-0)

At Madison: UW leads 1-0

| | | | |
|----------|---|---|-------|
| 11/23/04 | H | W | 72-61 |
|----------|---|---|-------|

Canisius (1-1)

At Madison: UW leads 1-0
At Buffalo: UW trails 0-1

| | | | |
|----------|---|---|-------|
| 12/28/59 | A | L | 65-80 |
| 12/3/77 | H | W | 96-70 |

Central Arkansas (1-0)

At Madison: UW leads 1-0

| | | | |
|----------|---|---|-------|
| 11/11/16 | H | W | 79-47 |
|----------|---|---|-------|

Central Conn. St. (1-0)

At Madison: UW leads 1-0

| | | | |
|---------|---|---|-------|
| 12/5/91 | H | W | 80-54 |
|---------|---|---|-------|

Central Michigan (3-2)

At Madison: UW leads 3-0
At Mt. Pleasant: UW trails 0-2

| | | | |
|----------|---|---|-------|
| 12/31/80 | H | W | 69-62 |
| 12/9/81 | A | L | 68-71 |
| 12/11/82 | H | W | 83-67 |
| 12/8/84 | H | W | 74-63 |
| 12/6/86 | A | L | 66-80 |

Chaminade (1-0)

Neutral: UW leads 1-0

| | | | |
|----------|----|---|--------|
| 11/22/95 | MA | W | 104-66 |
|----------|----|---|--------|

MA - Maui, Hawaii

Charleston (1-0)

At Madison: UW leads 1-0

| | | | |
|--------|---|---|-------|
| 1/3/04 | H | W | 75-49 |
|--------|---|---|-------|

Charleston So. (1-0)

At Madison: UW leads 1-0

| | | | |
|----------|---|---|--------|
| 12/14/92 | H | W | 101-72 |
|----------|---|---|--------|

Charlotte (1-0)

At Charlotte: UW leads 1-0

| | | | |
|----------|---|---|-------|
| 12/13/80 | A | W | 71-63 |
|----------|---|---|-------|

Chattanooga (1-0)

At Madison: UW leads 1-0

| | | | |
|----------|---|---|-------|
| 11/16/14 | H | W | 89-45 |
|----------|---|---|-------|

Chicago State (3-0)

At Madison: UW leads 3-0

| | | | |
|----------|---|---|-------|
| 1/4/03 | H | W | 73-45 |
| 11/17/16 | H | W | 69-51 |
| 12/27/17 | H | W | 82-70 |

Cincinnati (1-5)

At Madison: UW trails 0-2
At Cincinnati: UW trails 0-2
Neutral: Series tied 1-1

| | | | |
|----------|----|---|--------|
| 12/9/61 | H | L | 67-86 |
| 12/30/61 | NY | L | 71-101 |
| 12/14/63 | A | L | 60-65 |
| 12/22/65 | A | L | 74-87 |
| 12/3/66 | H | L | 70-77 |
| 3/17/94 | OG | W | 80-72 |

NY - New York City, N.Y.
 OG - Ogden, Utah

C.C. of New York (0-1)

Neutral: UW trails 0-1

| | | | |
|---------|----|---|-------|
| 3/20/47 | NY | L | 56-70 |
|---------|----|---|-------|

NY - New York City, N.Y.

Cleveland State (1-0)

At Madison: UW leads 1-0

| | | | |
|----------|---|---|--------|
| 12/22/79 | H | W | 103-78 |
|----------|---|---|--------|

Coastal Carolina (3-0)

At Madison: UW leads 2-0
Neutral: UW leads 1-0

| | | | |
|----------|----|---|-------|
| 12/7/91 | H | W | 91-57 |
| 11/26/05 | H | W | 92-54 |
| 3/20/15 | OM | W | 86-72 |

OM - Omaha, Nebraska

Colgate (2-0)

At Madison: UW leads 1-0
Neutral: UW leads 1-0

| | | | |
|----------|----|---|-------|
| 11/16/11 | H | W | 68-41 |
| 3/18/22 | FF | W | 67-60 |

FF - Fiserv Forum, Milwaukee

Colorado (1-0)

At Madison: UW leads 1-0

| | | | |
|----------|---|---|-------|
| 11/17/07 | H | W | 78-52 |
|----------|---|---|-------|

Connecticut (0-1)**Neutral:** UW trails 0-111/24/08 ST L 57-76
ST - St. Thomas, U.S. Virgin Islands**Coppin State (4-0)****At Madison:** UW leads 4-012/20/97 H W 71-63
12/20/08 H W 57-46
12/23/10 H W 80-56
11/6/18 H W 85-63**Cornell (1-1)****At Madison:** UW leads 1-0**Neutral:** UW trails 0-13/21/10 JA L 69-87
11/18/12 H W 73-40
JA - Jacksonville, Fla.**Creighton (1-2)****At Madison:** UW leads 1-0**At Omaha:** UW trails 0-1**Neutral:** UW trails 0-11/8/49 H W 75-39
11/23/12 LV L 74-84
11/15/16 A L 67-79
LV - Las Vegas, Nev.**Dartmouth (3-1)****At Madison:** UW leads 2-0**Neutral:** Series tied 1-13/21/41 H W 51-50
12/31/41 MI L 49-57
12/27/63 MI W 94-68
12/14/84 H W 90-70
MI - Milwaukee, Wis.**Davidson (0-2)****Neutral:** UW trails 0-212/12/80 CH L 63-67
3/28/08 DE L 56-73
CH - Charlotte, N.C.
DE - Detroit, Mich.**Dayton (1-0)****Neutral:** UW leads 1-012/28/61 NY W 105-93
NY - New York City, N.Y.**Delaware State (1-0)****At Madison:** UW leads 1-0

11/21/06 H W 64-52

Denver (2-0)**At Madison:** UW leads 2-012/28/53 H W 67-48
12/14/88 H W 89-34**DePaul (1-6)****At Madison:** UW trails 1-2**At Chicago:** UW trails 0-3**Neutral:** UW trails 0-112/23/35 A L 22-27
12/30/36 H L 17-33
3/3/44 CS L 35-48
12/6/76 H W 68-66
12/14/77 H L 62-85
12/16/78 A L 78-84
12/5/79 A L 77-90
CS - Chicago Stadium, Chicago, Ill.**Detroit (3-0)****At Madison:** UW leads 3-01/2/39 H W 34-27
12/23/92 H W 108-86
12/6/03 H W 68-42**Duke (1-3)****At Madison:** Series tied 1-1**At Durham:** UW trails 0-1**At Neutral:** UW trails 0-111/27/07 A L 58-82
12/2/09 H W 73-69
12/3/14 H L 70-80
4/6/15 LO L 63-68
LO - Lucas Oil Stadium, Indianapolis**Duquesne (0-1)****Neutral:** UW trails 0-112/29/67 PA L 66-76
PA - Philadelphia, Pa.**East Tennessee St. (1-0)****At Madison:** UW leads 1-0

12/1/79 H W 68-56

East Texas State (1-0)**At Madison:** UW leads 1-0

12/5/85 H W 82-60

Eastern Illinois (7-1)**At Madison:** UW leads 7-0**At Charleston:** UW trails 0-112/1/70 H W 102-84
12/22/86 H W 72-68
12/3/87 A L 52-59
12/5/88 H W 52-4412/28/95 H W 105-70
11/25/03 H W 81-47
11/8/19 H W 65-52
11/25/20 H W 77-67**Eastern Kentucky (2-0)****At Madison:** UW leads 1-0**Neutral:** UW leads 1-011/19/05 ST W++ 95-89
12/14/13 H W 86-61
ST - St. Thomas, U.S. Virgin Islands**Eastern Michigan (3-2)****At Madison:** UW leads 3-1**At Ypsilanti:** UW trails 0-112/12/79 H W 69-57
12/30/88 H W 84-69
11/24/89 H L 52-71
12/13/93 H W 94-68
12/10/94 A L 76-92**East. Washington (1-0)****At Madison:** UW leads 1-0

11/15/02 H W 81-55

Fairfield (1-0)**At Madison:** UW leads 1-0

12/31/92 H W 76-55

Ferris State (1-0)**At Madison:** UW leads 1-0

11/28/88 H W 98-61

Florida (2-3)**At Madison:** UW leads 2-0**At Gainesville:** UW trails 0-2**At Neutral:** UW trails 0-112/20/67 H W 86-81
12/21/68 A L 66-71
11/14/12 A L 56-74
11/12/13 H W 59-53
3/24/17 NY L+ 83-84
NY - Madison Square Garden, NYC**Florida A&M (3-0)****At Madison:** UW leads 3-011/26/83 H W 100-56
11/16/07 H W 88-40
12/23/16 H W 90-37**Florida Internat'l (1-0)****At Madison:** UW leads 1-0

12/2/06 H W 79-63

+ overtime

Florida State (3-0)

At Madison: UW leads 2-0
Neutral: UW leads 1-0
 12/4/61 H W 64-63
 11/28/06 H W 81-66
 3/20/09 BO W+ 61-59
 BO - Boise, Idaho

Florida Tech (1-0)

At Madison: UW leads 1-0
 12/13/71 H W 90-58

Fordham (1-0)

Neutral: UW leads 1-0
 12/16/66 TM W 67-66
 TM - The Mecca, Milwaukee

Fresno State (3-1)

At Madison: UW leads 1-0
At Fresno: UW leads 1-0
Neutral: Series tied 1-1
 12/30/91 HI L 68-71
 12/27/97 A W 64-60
 12/27/98 H W 87-65
 3/16/00 AB W 66-56
 HI - Honolulu, Hawaii
 AB - Albuquerque, N.M.

Furman (1-0)

At Madison: UW leads 1-0
 12/15/01 H W 68-60

Gardner-Webb (1-0)

At Madison: UW leads 1-0
 12/27/06 H W 98-40

George Washington (0-1)

At Wash., D.C.: UW trails 0-1
 12/7/77 A L 74-77

Georgetown (3-2)

Neutral: UW leads 3-2
 12/28/71 TM W 82-62
 12/28/82 LA L 43-71
 11/27/14 BA W 68-65
 11/20/15 NY L 61-71
 11/22/16 HI W 73-57
 TM - The Mecca, Milwaukee
 LA - Los Angeles, Calif.
 BA - The Bahamas
 NY - Madison Square Garden, NYC
 HI - Maui, Hawaii

Georgia (2-2)

At Madison: UW leads 1-0
At Athens: UW leads 1-0
Neutral: UW trails 0-2
 12/28/74 TM L 89-91
 12/28/89 AZ L 64-65
 12/31/06 A W 64-54
 11/24/07 H W 68-49
 AZ - Tempe, Ariz.
 TM - The Mecca, Milwaukee

Georgia State (0-1)

Neutral: UW trails 0-1
 3/15/01 BO L 49-50
 BO - Boise, Idaho

Georgia Tech (2-1)

At Atlanta: Series tied 1-1
Neutral: UW leads 1-0
 12/28/63 TM W 104-84
 11/28/01 A L 61-62
 12/1/21 A W 70-66
 TM - The Mecca, Milwaukee

Gonzaga (2-1)

At Madison: UW leads 1-0
Neutral: Series tied 1-1
 12/18/63 H W 115-71
 12/1/89 BC W 63-58
 11/24/09 MA L 61-74
 BC - Bradley Center, Milwaukee
 MA - Maui, Hawaii

Grambling State (3-0)

At Madison: UW leads 3-0
 12/29/93 H W 103-83
 12/5/09 H W 79-46
 12/22/18 H W 84-53

Green Bay (26-1)

At Madison: UW leads 23-0
At Green Bay: UW leads 3-1
 12/6/80 H W++ 68-66
 12/5/81 H W 77-65
 12/5/92 H W 70-65
 12/8/93 H W 64-50
 11/30/94 H W 61-57
 12/8/99 H W 55-34
 12/6/00 A W 61-53
 12/1/01 H W 70-57
 11/30/02 A W 69-52
 12/10/03 H W 73-57
 12/7/04 H W 65-55
 12/7/05 H W 82-62

11/15/06 H W 79-62
 12/15/07 H W 70-52
 12/13/08 H W 77-57
 12/9/09 A L+ 84-88
 12/13/10 H W 70-56
 12/7/11 H W 70-42
 12/12/12 H W 65-54
 11/16/13 A W 69-66
 11/19/14 H W 84-60
 12/23/15 H W 84-79
 12/14/16 H W 73-59
 12/23/17 H W 81-60
 11/21/19 H W 88-70
 12/1/20 H W 82-42
 11/12/21 H W 72-34

Hardin-Simmons (1-0)

At Madison: UW leads 1-0
 1/27/65 H W 83-63

Harvard (1-0)

At Madison: UW leads 1-0
 1/31/42 H W 58-41

Hawaii (1-1)

At Honolulu: Series tied 1-1
 12/27/86 A W 82-77
 11/25/01 A L 57-60

Hawaii-Hilo (1-0)

At Hilo: UW leads 1-0
 11/23/01 A W 78-62

Houston (2-1)

At Madison: UW leads 1-0
At Houston: UW trails 0-1
Neutral: UW leads 1-0
 12/1/64 H W 76-65
 12/11/65 A L 57-82
 11/23/21 LV W 65-63
 LV - Las Vegas | Maui Invitational

Houston Baptist (1-0)

At Madison: UW leads 1-0
 11/17/18 H W 96-59

Howard (1-0)

At Madison: UW leads 1-0
 12/21/91 H W 64-57

* vacated by NCAA

Idaho State (2-0)**At Madison:** UW leads 2-0

12/9/08 H W 60-58

12/7/16 H W 78-44

Illinois (90-114)**At Madison:** UW leads 59-41**At Champaign:** UW trails 28-70**Neutral:** UW leads 3-3

3/3/06 A W 36-32

3/10/06 H W 1-0*

1/19/07 A W 22-16

2/1/07 H W 47-13

1/18/08 A W 28-20

3/9/08 H W 27-14

1/16/09 A L 16-28

1/23/09 H W 20-10

1/21/10 H W 28-16

1/25/10 A L 14-34

1/21/11 H W 20-17

3/11/11 A L 18-21

1/13/12 H W 27-10

3/15/12 A W 23-15

1/11/13 A W 16-15

2/21/13 H W 18-13

1/10/14 A W 26-25

2/20/14 H W 29-16

2/8/15 A L 19-39

2/13/15 H L 17-19

1/22/16 A L 20-27

2/19/16 H W 34-14

2/20/17 H W 25-14

2/24/17 A L 17-20

1/19/18 A W 22-21

2/23/18 H W 23-15

1/25/19 H L 15-25

1/15/19 A L 14-16

1/24/20 A L 20-43

2/21/20 H W 33-29

1/22/21 H W 23-18

2/19/21 A L 9-17

2/10/22 H W 25-23

2/27/22 A L 35-37

2/16/24 H W 13-12

2/25/24 A L 20-31

2/21/25 A L 25-35

3/9/25 H W 24-9

2/28/27 A L 28-32

3/5/27 H W 39-13

1/16/28 H L 33-34

3/9/28 A W 32-22

1/18/30 H W 14-9

2/24/30 A W 23-17

1/05/31 A W 12-9

1/24/31 H W 30-20

2/11/33 A L 25-38

2/20/33 H L 15-29

1/6/34 A L 17-20

2/17/34 H W 28-22

1/11/36 H L 27-29

2/15/36 A L 20-36

1/9/37 H L 28-31

2/22/37 A L 31-48

1/21/39 H L 34-37

2/19/40 A L 35-37

2/15/41 H W 46-30

1/3/42 H L 40-55

2/23/42 A L 43-45

1/11/43 H L 40-52

2/20/43 A L 26-50

1/03/44 H L+ 43-45

1/7/44 A W 43-38

1/1/46 H L 31-56

1/18/46 A L 53-72

1/1/47 H W 53-47

1/25/47 A L 37-63

1/3/48 H W 52-47

1/24/48 A L 36-57

1/3/49 A L 50-62

2/5/49 H L 54-61

1/2/50 H W 59-50

2/25/50 A L 58-76

1/1/51 H L+ 69-71

2/10/51 A L 52-63

1/7/52 A L 49-53

3/08/52 H W 58-48

1/10/53 A L 61-71

2/7/53 H L 61-65

2/13/54 H L+ 64-70

2/22/54 A L 64-66

1/1/55 A W 79-64

2/19/55 H L 71-99

1/9/56 A L 77-96

1/12/57 H L 63-79

1/4/58 H L 59-64

1/13/58 A W 71-70

1/5/59 H L 51-77

2/16/59 A L 54-93

2/20/60 H W 75-63

2/6/61 A L 73-77

1/29/62 A W 85-81

2/19/62 H W 103-101

2/11/63 H W 84-77

2/23/63 A L 77-89

3/7/64 A L 73-97

12/15/64 H L 56-70

12/14/65 H L 70-90

1/11/66 A L 64-80

12/19/66 A L 74-87

3/11/67 H W 102-92

2/6/68 H L 60-68

2/1/69 A L 73-86

1/3/70 H L 69-74

2/3/70 A W 66-65

1/12/71 A L 82-84

2/23/71 H W 88-84

2/26/72 A L 86-91

3/11/72 H W 97-84

1/8/73 A L 74-76

2/10/73 H W 99-88

1/19/74 H W 101-75

1/13/75 A L 56-72

2/10/75 H W 76-70

1/12/76 A L 61-71

2/9/76 H L 59-70

2/3/77 A L 72-82

2/12/77 H W 62-50

2/2/78 A L 71-74

2/11/78 H W 80-73

1/18/79 H L 74-81

2/15/79 A L 64-81

1/19/80 H L 64-69

2/7/80 A L 50-67

1/24/81 A W 54-45

2/12/81 H L 65-84

2/4/82 A L 54-88

2/13/82 H L 60-68

1/8/83 H L 54-61

3/10/83 A L 64-71

1/7/84 H L+ 62-63

3/10/84 A L 57-81

1/17/85 H L 67-78

2/16/85 A L 49-68

1/16/86 A L 54-73

2/15/86 H L 74-82

1/8/87 H L 66-68

2/7/87 A L 74-99

1/16/88 H L 65-80

2/21/88 A L 65-85

1/12/89 A L 80-103

1/18/89 H W 72-52

1/4/90 A L 59-73

1/25/90 H L 63-66

1/2/91 A L 62-70

3/6/91 H W 85-77

1/22/92 A L 67-74

2/20/92 H W 92-78

1/27/93 A L 72-80

2/28/93 H W 74-66

1/25/94 H W 66-56

2/27/94 A L 65-76

2/4/95 H W 73-60

2/3/96 A W 57-56

1/25/97 A W 73-56

2/12/97 H W 62-45

1/21/98 A L 48-62

2/7/98 H L+ 47-53

3/6/98 UC L 61-66

1/20/99 H W 75-53

| | | | |
|---------|----|---|-------|
| 2/6/99 | A | L | 51-53 |
| 1/8/00 | H | W | 63-59 |
| 2/13/01 | A | L | 67-68 |
| 1/7/02 | H | W | 72-66 |
| 1/23/02 | A | L | 48-80 |
| 1/11/03 | A | L | 63-69 |
| 3/5/03 | H | W | 60-59 |
| 1/24/04 | H | W | 76-56 |
| 2/18/04 | A | L | 57-65 |
| 3/14/04 | BL | W | 70-53 |
| 1/25/05 | H | L | 65-75 |
| 2/12/05 | A | L | 59-70 |
| 3/13/05 | UC | L | 43-54 |
| 1/31/06 | H | L | 51-66 |
| 1/20/07 | A | W | 71-64 |
| 3/10/07 | UC | W | 53-41 |
| 1/10/08 | H | W | 70-60 |
| 2/20/08 | A | W | 71-57 |
| 3/16/08 | BL | W | 61-48 |
| 1/24/09 | A | L | 57-64 |
| 2/5/09 | H | W | 63-50 |
| 2/9/10 | H | L | 56-63 |
| 3/7/10 | A | W | 72-57 |
| 3/12/10 | BL | L | 54-58 |
| 1/2/11 | A | L | 61-69 |
| 1/15/11 | H | W | 76-66 |
| 1/22/12 | A | W | 67-63 |
| 3/4/12 | H | W | 70-56 |
| 1/12/13 | H | W | 74-51 |
| 2/3/13 | A | W | 74-68 |
| 1/8/14 | H | W | 95-70 |
| 2/4/14 | A | W | 75-63 |
| 2/15/15 | H | W | 68-49 |
| 1/31/16 | A | W | 63-55 |
| 2/21/16 | H | W | 69-60 |
| 1/31/17 | A | W | 57-43 |
| 1/19/18 | H | W | 75-50 |
| 2/8/18 | A | W | 78-69 |
| 1/23/19 | A | W | 72-60 |
| 2/18/19 | H | W | 64-58 |
| 1/8/20 | H | L | 70-71 |
| 2/6/21 | A | L | 60-75 |
| 2/27/21 | H | L | 69-74 |
| 2/2/22 | A | L | 67-80 |

UC - United Center, Chicago
BL - Bankers Life Fieldhouse, Ind.

Illinois-Chicago (1-1)

At Madison: Series tied 1-1

| | | | |
|----------|---|---|-------|
| 12/4/81 | H | L | 66-74 |
| 12/27/09 | H | W | 79-43 |

Illinois State (3-1)

At Madison: UW leads 2-1
At Normal: UW leads 1-0

| | | | |
|---------|---|---|-------|
| 3/18/96 | H | L | 62-77 |
|---------|---|---|-------|

| | | | |
|----------|---|---|-------|
| 11/18/97 | H | W | 80-66 |
| 12/5/98 | A | W | 71-54 |
| 12/29/21 | H | W | 89-85 |

Indiana (79-97)

At Madison: UW leads 46-40
At Bloomington: UW trails 30-55
Neutral: UW leads 3-2

| | | | |
|---------|---|----|-------|
| 1/29/10 | H | L | 11-13 |
| 3/7/10 | A | W | 33-8 |
| 2/3/11 | H | W | 51-9 |
| 3/10/11 | A | L | 18-21 |
| 2/17/12 | H | W | 51-10 |
| 3/16/12 | A | W | 32-21 |
| 2/13/13 | A | W | 30-19 |
| 2/27/13 | H | W | 48-10 |
| 1/12/14 | A | W | 57-15 |
| 2/24/14 | H | W | 46-24 |
| 1/9/15 | A | W | 39-18 |
| 1/18/15 | H | W | 47-15 |
| 3/6/17 | H | W | 29-14 |
| 3/15/17 | A | W | 18-16 |
| 2/24/19 | H | W | 29-16 |
| 3/15/19 | A | L | 12-22 |
| 1/8/23 | A | W | 17-10 |
| 3/12/23 | H | W | 35-17 |
| 1/5/24 | A | W | 23-21 |
| 1/14/24 | H | W | 28-27 |
| 1/11/26 | H | W | 33-31 |
| 3/9/26 | A | L | 20-35 |
| 1/8/27 | H | L | 23-28 |
| 2/26/27 | A | L | 23-31 |
| 1/14/29 | H | W | 24-20 |
| 2/16/29 | A | W | 27-25 |
| 1/23/30 | A | W+ | 23-21 |
| 3/8/30 | H | W | 34-23 |
| 2/15/32 | A | L | 21-33 |
| 3/5/32 | H | W | 35-26 |
| 1/14/33 | A | W+ | 38-37 |
| 2/18/33 | H | L+ | 28-29 |
| 1/12/35 | A | W | 30-23 |
| 2/16/35 | H | W+ | 37-27 |
| 1/20/36 | H | L | 24-26 |
| 2/22/36 | A | L | 21-54 |
| 2/7/38 | A | L | 44-47 |
| 2/28/38 | H | W | 34-32 |
| 1/14/39 | A | L | 19-43 |
| 1/15/40 | H | L | 34-40 |
| 2/24/41 | A | W | 38-30 |
| 1/5/42 | A | L | 34-38 |
| 1/24/42 | H | W | 42-36 |
| 2/13/43 | H | L | 44-51 |
| 2/15/43 | H | W | 57-53 |
| 2/11/44 | A | W | 62-43 |
| 2/12/44 | A | W | 52-31 |
| 1/11/47 | H | W | 70-49 |

| | | | |
|---------|---|-----|--------|
| 1/10/48 | A | W | 58-54 |
| 1/15/49 | H | W | 58-48 |
| 1/7/50 | A | L | 59-61 |
| 3/5/51 | A | L | 58-68 |
| 2/23/52 | H | L | 48-63 |
| 2/9/53 | A | L | 48-66 |
| 2/16/53 | H | L | 70-72 |
| 1/4/54 | A | L | 67-70 |
| 1/16/54 | H | L | 74-90 |
| 1/15/55 | H | W | 77-66 |
| 2/7/55 | A | L | 58-65 |
| 1/7/56 | H | L | 71-75 |
| 2/13/56 | A | W | 69-67 |
| 1/7/57 | A | L | 68-79 |
| 2/23/57 | H | L | 74-85 |
| 2/10/58 | H | L | 87-93 |
| 3/7/59 | A | L | 71-97 |
| 2/6/60 | H | L | 85-97 |
| 2/13/60 | A | L | 71-91 |
| 2/18/61 | H | L | 84-98 |
| 3/6/61 | A | L | 69-80 |
| 2/12/62 | A | W | 105-94 |
| 2/25/63 | H | W | 102-96 |
| 2/17/64 | H | L++ | 80-82 |
| 2/24/64 | A | L | 82-108 |
| 2/20/65 | A | L | 87-100 |
| 3/8/65 | H | L | 73-92 |
| 2/7/66 | H | W | 79-78 |
| 2/11/67 | A | L | 81-93 |
| 2/10/68 | H | W | 95-83 |
| 3/5/68 | A | L | 85-93 |
| 2/4/69 | H | L | 63-65 |
| 2/25/69 | A | L | 84-101 |
| 2/17/70 | A | L | 77-89 |
| 3/2/71 | H | W++ | 94-87 |
| 1/15/72 | A | W+ | 66-64 |
| 2/12/72 | H | L+ | 76-84 |
| 1/6/73 | H | L | 64-78 |
| 2/24/73 | A | L | 55-57 |
| 1/12/74 | A | L | 51-52 |
| 2/11/74 | H | L | 63-81 |
| 1/20/75 | H | L | 69-89 |
| 2/17/75 | A | L | 58-93 |
| 1/31/76 | A | L | 61-114 |
| 2/26/76 | H | L | 67-96 |
| 1/15/77 | H | L | 64-79 |
| 2/24/77 | A | W | 66-64 |
| 1/14/78 | H | W | 78-65 |
| 2/23/78 | A | L | 54-58 |
| 1/25/79 | A | L | 61-82 |
| 2/17/79 | H | L+ | 62-68 |
| 1/5/80 | H | W | 52-50 |
| 2/28/80 | A | L | 52-61 |
| 2/5/81 | A | L | 64-89 |
| 2/14/81 | H | L | 52-59 |
| 1/28/82 | H | L | 56-62 |
| 2/18/82 | A | L | 57-88 |

| | | | |
|---------|----|------|--------|
| 2/3/83 | A | L | 73-83 |
| 2/12/83 | H | L | 56-75 |
| 2/4/84 | H | L | 67-81 |
| 2/9/84 | A | L | 64-74 |
| 1/12/85 | A | L | 68-90 |
| 2/7/85 | H | L | 54-58 |
| 1/11/86 | H | L | 69-80 |
| 2/6/86 | A | L | 69-78 |
| 1/15/87 | A | L | 65-103 |
| 2/16/87 | H | L+++ | 85-86 |
| 1/19/88 | A | L | 53-55 |
| 2/24/88 | H | L | 74-84 |
| 1/19/89 | H | L+ | 58-61 |
| 3/9/89 | A | L | 64-75 |
| 2/1/90 | A | L | 61-85 |
| 3/3/90 | H | L | 68-70 |
| 1/30/91 | A | L | 57-73 |
| 3/2/91 | H | L | 61-74 |
| 1/11/92 | H | L | 63-79 |
| 3/12/92 | A | L | 41-66 |
| 3/14/93 | H | L | 80-87 |
| 3/12/94 | A | L | 65-78 |
| 1/7/95 | A | L | 70-73 |
| 3/8/95 | H | L | 70-72 |
| 1/10/96 | A | L | 55-81 |
| 3/2/96 | H | L | 68-76 |
| 1/4/97 | H | W | 71-58 |
| 3/5/97 | A | L | 66-70 |
| 1/25/98 | H | L | 59-69 |
| 2/3/99 | A | L | 60-71 |
| 1/5/00 | A | L | 67-71 |
| 3/5/00 | H | W | 56-53 |
| 1/4/01 | H | W | 49-46 |
| 2/24/01 | A | L | 55-85 |
| 3/9/01 | UC | L | 52-64 |
| 2/13/02 | A | W | 64-63 |
| 2/15/03 | H | W | 71-59 |
| 1/6/04 | H | W | 79-45 |
| 3/6/04 | A | W | 70-52 |
| 1/8/05 | A | L | 61-74 |
| 3/1/05 | H | W | 62-60 |
| 2/8/06 | H | W | 72-54 |
| 3/10/06 | BL | L | 56-61 |
| 1/31/07 | A | L | 66-71 |
| 1/31/08 | H | W | 62-49 |
| 2/13/08 | A | W | 68-66 |
| 2/19/09 | A | W | 68-51 |
| 3/8/09 | H | W | 85-61 |
| 2/13/10 | H | W | 83-55 |
| 2/25/10 | A | W | 78-46 |
| 1/20/11 | H | W | 69-60 |
| 3/3/11 | A | W | 77-67 |
| 1/26/12 | H | W | 57-50 |
| 3/9/12 | BL | W | 79-71 |
| 1/15/13 | A | W | 64-59 |
| 3/16/13 | UC | W | 68-56 |
| 1/14/14 | A | L | 72-75 |

| | | | |
|---------|----|-----|-------|
| 2/25/14 | H | W | 69-58 |
| 2/3/15 | H | W | 92-78 |
| 1/5/16 | A | L | 58-59 |
| 1/26/16 | H | W+ | 82-79 |
| 1/3/17 | A | W | 75-68 |
| 2/5/17 | H | W | 65-60 |
| 3/10/17 | DC | W | 70-60 |
| 1/2/18 | H | W | 71-61 |
| 2/26/19 | A | L++ | 73-75 |
| 12/7/19 | H | W | 84-64 |
| 3/7/20 | A | W | 60-56 |
| 1/7/21 | H | W++ | 80-73 |
| 12/8/21 | H | W | 64-59 |
| 2/15/22 | A | W | 74-69 |

UC - United Center, Chicago
BL - Bankers Life Fieldhouse, Ind.
DC - Verizon Center, Washington DC

Indiana State (0-1)

At Madison: UW trails 0-1
12/10/62 H L 86-87

Iona (1-0)

Neutral: UW leads 1-0
11/21/08 ST W+ 60-58
ST - St. Thomas, U.S. Virgin Islands

Iowa (86-85)

At Madison: UW leads 54-30
At Iowa City: UW trails 30-53
Neutral: Series tied 2-2

| | | | |
|---------|---|----|-------|
| 3/1/09 | H | W | 30-9 |
| 1/5/12 | A | W | 38-12 |
| 2/12/12 | H | W | 30-5 |
| 1/10/16 | A | W+ | 36-31 |
| 2/28/16 | H | W | 38-19 |
| 1/8/18 | A | W | 36-22 |
| 1/21/18 | A | W | 34-19 |
| 2/10/19 | H | W | 29-18 |
| 3/10/19 | A | L | 27-29 |
| 1/5/20 | A | W | 35-18 |
| 1/19/20 | H | L | 20-21 |
| 1/7/22 | A | W | 18-15 |
| 2/13/22 | H | L | 18-24 |
| 3/8/24 | A | L | 19-22 |
| 3/11/24 | H | W | 36-26 |
| 2/16/25 | H | W | 16-15 |
| 3/3/25 | A | W | 25-23 |
| 2/22/27 | H | W | 24-21 |
| 3/11/27 | A | L | 17-26 |
| 2/20/28 | H | W | 31-21 |
| 3/3/28 | H | W | 20-17 |
| 1/17/31 | H | W | 24-13 |
| 2/16/31 | H | L | 17-19 |
| 1/9/33 | H | W | 21-19 |
| 2/13/33 | A | L | 25-31 |

| | | | |
|----------|---|----|---------|
| 1/8/34 | A | L | 26-32 |
| 3/3/34 | H | W | 35-32 |
| 1/13/36 | H | W | 27-21 |
| 2/17/36 | A | L | 25-32 |
| 1/18/37 | H | W | 29-23 |
| 2/20/37 | A | L | 35-43 |
| 1/7/39 | H | W | 28-24 |
| 2/10/40 | A | L | 35-37 |
| 1/11/41 | H | W | 49-35 |
| 1/10/42 | A | L | 45-49 |
| 3/7/42 | H | W | 62-45 |
| 2/19/45 | A | L | 53-54 |
| 2/24/45 | H | L | 38-68 |
| 1/7/46 | A | L | 50-57 |
| 2/16/46 | H | L | 39-44 |
| 1/4/47 | A | W | 63-62 |
| 2/3/47 | H | W | 60-53 |
| 1/12/48 | H | W | 60-51 |
| 2/21/48 | A | L | 40-62 |
| 2/19/49 | A | L | 60-61 |
| 2/28/49 | H | W | 70-47 |
| 2/13/50 | A | W+ | 66-62 |
| 2/18/50 | H | W | 53-44 |
| 2/17/51 | H | L | 60-73 |
| 3/3/52 | A | W | 78-75 |
| 12/15/52 | H | W | 75-70 |
| 12/29/52 | A | L | 66-83 |
| 1/9/54 | A | L | 54-71 |
| 1/3/55 | H | L | 69-86 |
| 2/18/56 | H | L | 74-78 |
| 2/18/56 | A | L | 66-80 |
| 1/19/57 | H | L | 47-70 |
| 3/9/57 | A | W | 60-59 |
| 2/17/58 | A | L | 61-74 |
| 2/14/59 | H | L | 84-94 |
| 1/4/60 | H | L | 64-71 |
| 2/15/60 | A | W | 63-58 |
| 1/9/61 | H | L | 68-76 |
| 2/13/61 | A | L | 61-63 |
| 1/6/62 | H | W | 91-79 |
| 3/10/62 | A | L | 64-81 |
| 1/14/63 | A | L | 56-65 |
| 3/4/63 | H | W | 75-69 |
| 1/13/64 | H | W | 79-61 |
| 1/4/65 | A | L | 62-92 |
| 1/8/66 | H | W | 69-68 |
| 2/26/66 | A | L | 70-80 |
| 2/18/67 | A | W | 96-95 |
| 3/7/67 | H | L+ | 87-90 |
| 2/17/68 | A | L | 61-69 |
| 3/8/69 | H | W | 84-74 |
| 1/10/70 | H | L | 74-92 |
| 2/10/70 | A | L | 100-119 |
| 2/6/71 | H | L | 91-93 |
| 2/27/71 | A | W | 89-83 |
| 1/8/72 | H | W | 81-80 |
| 2/17/73 | A | L | 76-100 |

| | | | |
|---------|----|-----|--------|
| 2/9/74 | H | W | 113-87 |
| 3/4/74 | A | W | 74-58 |
| 2/1/75 | H | W+ | 86-85 |
| 3/1/75 | A | L | 68-75 |
| 1/17/76 | H | L | 71-81 |
| 2/14/76 | A | L | 82-96 |
| 2/5/77 | A | L | 73-90 |
| 3/5/77 | H | L++ | 93-94 |
| 1/30/78 | A | L | 73-88 |
| 2/4/78 | H | W | 82-72 |
| 2/1/79 | H | L | 64-70 |
| 2/10/79 | A | L | 65-79 |
| 1/12/80 | A | L | 65-66 |
| 2/21/80 | H | W | 62-58 |
| 1/15/81 | H | L | 66-76 |
| 2/28/81 | A | L | 75-96 |
| 1/16/82 | H | L | 62-78 |
| 2/25/82 | A | L | 55-79 |
| 1/22/83 | H | W | 65-62 |
| 2/24/83 | A | L | 63-93 |
| 1/21/84 | A | L | 62-75 |
| 2/23/84 | H | L | 55-63 |
| 1/26/85 | A | L | 65-105 |
| 2/20/85 | H | W | 54-53 |
| 1/25/86 | H | W | 69-63 |
| 2/20/86 | A | L | 48-101 |
| 1/5/87 | A | L | 63-78 |
| 3/8/87 | H | L | 71-81 |
| 1/25/88 | H | L | 89-104 |
| 3/10/88 | A | L | 70-103 |
| 1/26/89 | A | L | 70-78 |
| 2/11/89 | H | W | 65-54 |
| 1/11/90 | H | W+ | 73-69 |
| 2/10/90 | A | W | 80-71 |
| 1/17/91 | H | W | 91-79 |
| 2/16/91 | A | W | 56-55 |
| 1/29/92 | A | L | 66-73 |
| 3/7/92 | H | L | 65-70 |
| 3/10/93 | A | L | 65-91 |
| 3/9/94 | H | W | 95-71 |
| 1/21/95 | A | L | 84-96 |
| 2/22/95 | H | L | 77-84 |
| 1/13/96 | H | W | 80-71 |
| 2/28/96 | A | L | 54-69 |
| 1/11/97 | A | L | 53-78 |
| 2/26/97 | H | W | 49-48 |
| 2/3/98 | H | L | 76-79 |
| 1/23/99 | A | W | 72-52 |
| 3/5/99 | UC | W | 74-60 |
| 1/29/00 | H | L | 55-61 |
| 2/23/00 | A | W | 54-45 |
| 1/16/01 | H | W | 67-54 |
| 3/3/01 | A | W | 59-57 |
| 1/2/02 | A | L | 57-69 |
| 2/19/02 | H | W | 64-56 |
| 3/8/02 | BL | L | 56-58 |
| 1/22/03 | H | W | 74-61 |

| | | | |
|----------|----|-----|-------|
| 2/22/03 | A | W | 61-53 |
| 2/11/04 | A | W | 54-52 |
| 2/9/05 | H | W | 72-69 |
| 3/12/05 | UC | W | 59-56 |
| 1/5/06 | H | W | 66-52 |
| 3/4/06 | A | L | 44-59 |
| 1/28/07 | A | W | 57-46 |
| 2/10/07 | H | W | 74-62 |
| 1/5/08 | H | W | 64-51 |
| 2/6/08 | A | W | 60-54 |
| 1/21/09 | A | L+ | 69-73 |
| 2/11/09 | H | W | 69-52 |
| 3/3/10 | H | W | 67-40 |
| 2/9/11 | A | W+ | 62-59 |
| 12/31/11 | H | L | 65-72 |
| 2/23/12 | A | L | 66-67 |
| 1/19/13 | A | L | 66-70 |
| 2/6/13 | H | W++ | 74-70 |
| 1/5/14 | H | W | 75-71 |
| 2/22/14 | A | W | 79-74 |
| 1/20/15 | H | W | 82-50 |
| 1/31/15 | A | W | 74-63 |
| 2/24/16 | A | W | 67-59 |
| 3/2/17 | H | L | 57-59 |
| 1/23/18 | A | L | 67-85 |
| 11/30/18 | A | W | 72-66 |
| 3/7/19 | H | W | 65-45 |
| 1/27/20 | A | L | 62-68 |
| 2/18/21 | H | L | 62-77 |
| 3/7/21 | A | L | 73-77 |
| 3/12/21 | IN | L | 57-62 |
| 1/6/22 | H | W | 87-78 |

UC - United Center, Chicago
 BL - Bankers Life Fieldhouse, Ind.
 LO - Lucas Oil Stadium, Ind.

Iowa State (3-6)

At Madison: UW leads 3-2
At Ames: UW trails 0-3
Neutral: UW trails 0-1

| | | | |
|----------|----|---|--------|
| 1/31/29 | H | W | 34-17 |
| 12/5/59 | H | L | 53-71 |
| 12/5/60 | A | L | 76-88 |
| 12/13/66 | H | W | 80-73 |
| 12/16/69 | A | L | 73-84 |
| 12/7/74 | H | W | 86-84 |
| 12/12/77 | A | L | 73-82 |
| 12/29/81 | H | L | 79-103 |
| 3/20/22 | FF | L | 49-54 |

FF - Fiserv Forum, Milwaukee

IPFW (2-0)

At Madison: UW leads 2-0

| | | | |
|----------|---|---|-------|
| 11/11/07 | H | W | 83-55 |
| 11/15/09 | H | W | 75-46 |

Kansas (1-3)

At Madison: Series tied 1-1
At Lawrence: UW trails 0-2

| | | | |
|----------|---|---|-------|
| 12/10/55 | H | L | 66-74 |
| 12/22/56 | A | L | 62-83 |
| 12/3/68 | H | W | 67-62 |
| 12/8/69 | A | L | 60-76 |

Kansas State (4-2)

At Madison: UW leads 2-0
At Manhattan: UW trails 0-2
Neutral: UW leads 2-0

| | | | |
|----------|----|---|-------|
| 12/6/49 | H | W | 56-48 |
| 12/18/50 | A | L | 58-77 |
| 12/4/82 | H | W | 64-52 |
| 12/10/83 | A | L | 64-71 |
| 3/20/08 | OM | W | 72-55 |
| 3/24/11 | TU | W | 70-65 |

OM - Omaha, Neb.
 TU - Tucson, Ariz.

Kennesaw State (1-0)

At Madison: UW leads 1-0

| | | | |
|----------|---|---|-------|
| 11/12/11 | H | W | 85-31 |
|----------|---|---|-------|

Kent (1-0)

At Madison: UW leads 1-0

| | | | |
|---------|---|---|-------|
| 12/2/63 | H | W | 88-77 |
|---------|---|---|-------|

Kentucky (2-4)

At Lexington: UW trails 0-2
Neutral: UW trails 2-2

| | | | |
|----------|----|---|--------|
| 12/20/63 | A | L | 85-105 |
| 12/31/68 | CS | W | 69-65 |
| 11/27/76 | A | L | 64-72 |
| 3/27/03 | MN | L | 57-63 |
| 4/5/14 | AR | L | 73-74 |
| 4/4/15 | LO | W | 71-64 |

CS - Chicago Stadium
 MN - Minneapolis, Minn.
 AR - Arlington, Texas
 LO - Lucas Oil Stadium, Indianapolis

Kentucky State (3-0)

At Madison: UW leads 3-0

| | | | |
|----------|---|---|-------|
| 12/5/80 | H | W | 77-65 |
| 12/3/84 | H | W | 88-74 |
| 12/23/86 | H | W | 87-59 |

Long Beach State (1-0)

At Madison: UW leads 1-0

| | | | |
|----------|---|---|-------|
| 11/16/08 | H | W | 68-61 |
|----------|---|---|-------|

Long Island (1-0)

At Madison: UW leads 1-0
12/1/78 H W 73-68

LSU (4-0)

At Madison: UW leads 1-0
At Baton Rouge: UW leads 1-0
Neutral: UW leads 2-0
12/19/53 A W 82-66
12/18/54 H W 107-68
12/15/67 TM W 96-94
3/23/00 AL W 61-48
AL - Albuquerque, N.M.
TM - The Mecca, Milwaukee

Louisiana Tech (1-0)

At Madison: UW leads 1-0
12/28/05 H W 78-52

Louisville (1-1)

At Madison: UW leads 1-0
At Louisville: UW trails 0-1
12/28/78 A L 53-70
12/19/20 H W 85-48

Loyola (IL) (10-6)

At Madison: UW leads 8-3
At Chicago: UW trails 2-3
12/11/48 H L 37-40
12/10/49 A W 68-55
12/8/50 H L 51-54
12/7/53 A W 75-54
12/12/59 H W 85-67
1/28/61 A L 79-87
12/6/75 H W 88-73
12/15/76 H W 71-68
12/29/77 H W 71-70
12/9/78 H W 79-74
12/12/87 H L 75-78
12/7/88 A L 76-90
11/23/91 H W 89-67
12/1/92 A L 66-68
11/14/98 H W 66-29
12/15/20 H W 77-63

Loyola (La.) (4-0)

At Madison: UW leads 2-0
At Los Angeles: UW leads 2-0
12/13/51 H W 66-47
12/8/52 A W 81-60
12/12/70 H W 94-83
12/6/71 A W 67-66

Loyola-Marymount (2-0)

At Madison: UW leads 1-0
At Los Angeles: UW leads 1-0
12/4/93 A W 103-67
12/23/94 H W 75-60

Maine (1-0)

Neutral: UW leads 1-0
12/2/88 BC W 89-72
BC - Bradley Center, Milwaukee

Manhattan (3-0)

At Madison: UW leads 1-0
Neutral: UW leads 2-0
12/29/89 AZ W 63-48
3/13/96 H W 55-42
11/25/10 OR W 50-35
AZ - Tempe, Ariz.
OR - Orlando, Fla.

Marquette (69-59)

At Madison: UW leads 40-18
At Milwaukee: UW trails 29-41
12/19/17 H W 15-14
12/18/20 A W 23-18
1/3/23 H L 8-9
12/19/23 A W 27-7
12/18/25 A W 42-26
12/22/26 A W 29-26
2/11/30 H W 29-15
2/13/30 A W 29-22
12/30/30 A L 14-16
12/21/31 A L 23-26
2/8/32 H W 18-16
12/17/32 H L 16-18
1/3/33 A L 16-22
12/16/33 H W 32-30
1/2/34 A L 26-28
12/15/34 H W 29-20
12/22/34 A L 25-33
12/14/35 H W 35-22
12/21/35 A W 46-21
12/12/36 H W 29-21
12/19/36 A W 35-29
12/4/37 H L 21-32
12/18/37 A L 32-38
12/5/38 H W 27-26
12/17/38 A L 27-46
12/9/39 H W 46-39
12/16/39 A L 28-41
12/7/40 H W 38-32
12/21/40 A L 30-40
12/6/41 H W 35-34
12/20/41 A W 36-25
12/5/42 H W 45-36

12/19/42 A W 50-38
12/4/43 H L 43-51
12/18/43 A W 40-37
12/9/44 H W 45-40
12/23/44 A W 46-39
12/8/45 H W 42-32
12/22/45 A L 41-62
12/7/46 H W 65-51
12/21/46 A L 47-55
12/6/47 H W 57-50
12/31/47 A W 67-60
12/4/48 H W+ 67-63
12/31/48 A W 60-34
12/3/49 H W 63-48
12/17/49 A W 62-45
12/2/50 H W 49-42
12/16/50 A L 58-61
12/1/51 H W 48-46
12/22/51 A L 47-51
12/5/52 H W 76-55
12/4/53 A W 64-56
12/2/58 H L 47-76
12/19/59 A L 66-84
12/10/60 H W 55-51
12/20/61 A L 75-92
12/19/62 H W 76-58
12/29/62 A W 70-56
1/28/64 A W 72-68
12/19/64 A L 61-62
1/13/65 H L 58-59
1/3/66 A W 73-72
1/4/67 H L 60-66
12/16/67 A W 70-62
1/11/68 A L 56-71
12/28/68 A L 56-59
1/28/69 H W 56-50
12/27/69 A L 43-64
1/27/70 A L 51-60
12/30/70 A L 69-72
2/2/71 H L 75-89
1/3/72 A L 60-72
12/30/72 A L++ 73-75
2/6/73 H L 58-64
12/29/73 A L+ 48-49
2/5/74 A L 58-59
2/4/75 H L 63-69
12/16/75 A L 54-78
12/30/75 A L 66-82
12/28/76 A L 57-64
2/21/77 H L 58-73
2/14/78 A L 64-75
12/23/78 H W 65-52
12/15/79 A W 57-56
3/10/81 H L 53-64
3/9/82 A L 64-94
2/17/83 H L 62-68
2/16/84 A L 59-74

| | | | |
|----------|---|----|-------|
| 11/30/85 | H | W | 75-74 |
| 12/1/86 | A | L | 71-84 |
| 12/10/87 | H | W | 66-55 |
| 12/3/88 | A | W | 70-55 |
| 2/22/89 | H | W | 61-50 |
| 12/2/89 | A | W+ | 63-58 |
| 2/19/90 | H | W | 82-65 |
| 12/4/90 | A | L | 58-69 |
| 1/4/92 | H | W | 81-63 |
| 1/2/93 | A | W | 77-67 |
| 1/2/94 | H | W | 71-52 |
| 12/31/94 | A | L | 65-80 |
| 12/31/95 | H | W | 55-46 |
| 12/31/96 | A | L | 52-59 |
| 11/14/97 | H | L | 60-65 |
| 12/23/98 | A | W | 61-45 |
| 12/23/99 | H | W | 86-74 |
| 12/23/00 | A | W | 52-47 |
| 12/22/01 | H | W | 86-73 |
| 12/14/02 | A | L | 54-63 |
| 12/20/03 | H | W | 63-59 |
| 12/11/04 | A | L | 54-63 |
| 12/10/05 | H | W | 77-63 |
| 12/9/06 | A | W | 70-66 |
| 12/8/07 | H | L | 76-81 |
| 12/6/08 | A | L | 58-61 |
| 12/12/09 | H | W | 72-63 |
| 12/11/10 | A | W | 69-64 |
| 12/3/11 | H | L | 54-61 |
| 12/8/12 | A | L | 50-60 |
| 12/7/13 | H | W | 70-64 |
| 12/6/14 | A | W | 49-38 |
| 12/12/15 | H | L | 55-57 |
| 12/10/16 | A | W | 93-84 |
| 12/9/17 | H | L | 63-82 |
| 12/8/18 | A | L+ | 69-74 |
| 11/17/19 | H | W | 77-61 |
| 12/4/20 | A | L | 65-67 |
| 12/4/21 | H | W | 89-76 |

Marshall (0-1)

Neutral: UW trails 0-1
 12/27/71 TM L 83-85
 TM - The Mecca, Milwaukee

Maryland (12-7)

At Madison: UW leads 5-2
At College Park: Series tied 4-4
Neutral: UW leads 3-1
 12/30/31 H W+ 32-30
 12/22/32 A W 22-13
 11/29/00 BC W+ 78-75
 3/17/02 DC L 57-87
 12/2/03 A L+ 67-73
 11/30/04 H W 69-64
 11/25/09 HI W 78-69

| | | | |
|----------|----|---|-------|
| 2/24/15 | A | L | 53-59 |
| 1/9/16 | H | L | 60-63 |
| 2/13/16 | A | W | 70-57 |
| 2/19/17 | H | W | 71-60 |
| 2/4/18 | A | L | 63-68 |
| 3/1/18 | NY | W | 59-54 |
| 1/14/19 | A | L | 60-64 |
| 2/1/19 | H | W | 69-61 |
| 1/14/20 | H | W | 56-54 |
| 12/28/20 | H | L | 64-70 |
| 1/27/21 | A | W | 61-55 |
| 1/9/22 | A | W | 70-69 |

BC - Bradley Center, Milwaukee
 DC - Washington D.C.
 HI - Maui, Hawaii
 NY - Madison Square Garden, NYC

McNeese State (1-0)

Neutral: UW leads 1-0
 11/13/19 H W 83-63

Memphis (1-0)

Neutral: UW leads 1-0
 11/23/96 OT W 49-46
 OT - Ottawa, Ontario

Mercer (1-0)

At Madison: UW leads 1-0
 11/12/06 H W 72-48

Miami (FL) (2-0)

At Madison: UW leads 1-0
At Miami: UW leads 1-0
 12/7/85 H W 88-66
 12/8/86 A W 65-54

Miami (OH) (1-0)

At Madison: UW leads 1-0
 12/15/62 H W 84-58

Michigan (78-93)

At Madison: UW leads 50-35
At Ann Arbor: UW trails 23-57
Neutral: UW leads 4-2
 2/14/20 H W 40-13
 3/6/20 A L 19-23
 1/8/21 H W 27-24
 1/24/21 A W 25-17
 1/14/22 H W+ 18-16
 2/18/22 A L 17-18
 2/14/23 A W 18-15
 2/19/23 H W 16-11
 1/19/25 A L 12-14
 2/28/25 H L 16-27

| | | | |
|---------|---|----|--------|
| 2/22/26 | A | L | 13-22 |
| 3/1/26 | H | L+ | 23-24 |
| 1/9/28 | H | W | 26-22 |
| 3/5/28 | A | L | 19-42 |
| 1/7/29 | H | L | 23-31 |
| 3/4/29 | A | L | 22-37 |
| 1/12/31 | A | L | 17-23 |
| 2/28/31 | H | L | 15-26 |
| 1/9/32 | H | L | 18-24 |
| 2/29/32 | A | L | 13-33 |
| 1/13/34 | H | W | 34-23 |
| 2/19/34 | A | W | 32-26 |
| 1/14/35 | A | W | 34-20 |
| 2/23/35 | H | W | 33-19 |
| 1/16/37 | A | L | 31-43 |
| 3/6/37 | H | L | 27-41 |
| 1/17/38 | A | W | 39-30 |
| 2/21/38 | A | L | 29-58 |
| 1/16/39 | A | W | 42-39 |
| 1/8/40 | H | L | 39-44 |
| 1/18/41 | A | W | 40-30 |
| 1/19/42 | H | W | 58-36 |
| 1/15/43 | A | L | 34-38 |
| 1/16/43 | A | W | 55-34 |
| 1/14/44 | H | W | 50-41 |
| 1/15/44 | H | W | 42-31 |
| 2/10/45 | A | W | 55-44 |
| 2/2/45 | H | L | 39-50 |
| 2/2/46 | H | W | 58-57 |
| 2/11/46 | A | L | 56-66 |
| 2/10/47 | A | W | 52-51 |
| 1/17/48 | H | L | 39-43 |
| 2/7/49 | A | L | 38-40 |
| 1/14/50 | H | W | 53-41 |
| 1/6/51 | A | W | 61-52 |
| 2/26/51 | H | L | 50-52 |
| 2/18/52 | A | L | 55-56 |
| 2/25/52 | H | W | 69-53 |
| 2/14/53 | H | W | 75-63 |
| 2/21/53 | H | W | 74-52 |
| 2/20/54 | H | W | 77-56 |
| 1/10/55 | A | L | 63-90 |
| 1/16/56 | H | W | 69-58 |
| 2/25/56 | A | L | 68-78 |
| 1/14/57 | A | L | 62-71 |
| 2/11/57 | H | W | 70-65 |
| 1/6/58 | A | L | 49-70 |
| 3/3/58 | H | L | 65-72 |
| 1/12/59 | H | L | 74-84 |
| 2/23/59 | A | L | 63-87 |
| 2/22/60 | A | W+ | 88-82 |
| 2/27/61 | H | W | 76-68 |
| 2/5/62 | H | L | 74-81 |
| 2/17/62 | A | L | 65-84 |
| 2/4/63 | A | W | 81-78 |
| 3/9/63 | H | L | 80-82 |
| 2/22/64 | H | L | 59-103 |

| | | | |
|----------|----|----|---------|
| 3/2/65 | A | L | 75-98 |
| 1/29/66 | H | L | 67-69 |
| 2/12/66 | A | L | 102-120 |
| 12/29/67 | LA | L | 88-98 |
| 1/10/67 | H | W | 98-90 |
| 3/4/67 | DE | W | 80-79 |
| 1/6/68 | H | W | 77-75 |
| 3/1/69 | A | L | 79-84 |
| 2/14/70 | H | W | 84-74 |
| 2/28/70 | A | W | 90-86 |
| 1/9/71 | H | L | 89-90 |
| 3/13/71 | A | L | 73-93 |
| 3/7/72 | A | L | 70-93 |
| 3/3/73 | H | W | 94-79 |
| 1/28/74 | A | L | 75-83 |
| 2/25/74 | H | L | 74-79 |
| 1/27/75 | A | L+ | 73-75 |
| 2/24/75 | H | W | 70-68 |
| 1/8/76 | H | L | 81-106 |
| 2/2/76 | A | L | 86-107 |
| 1/8/77 | A | L | 63-66 |
| 1/27/77 | H | L | 64-69 |
| 1/19/78 | A | L | 64-83 |
| 2/16/78 | H | L | 66-68 |
| 1/13/79 | H | W | 77-66 |
| 2/22/79 | A | W | 66-65 |
| 1/31/80 | H | L+ | 69-73 |
| 2/9/80 | A | L | 59-68 |
| 1/31/81 | H | L | 67-74 |
| 2/7/81 | A | L | 64-71 |
| 1/7/82 | A | W | 65-63 |
| 3/6/82 | H | L | 84-91 |
| 1/15/83 | A | L | 57-62 |
| 3/2/83 | H | W | 82-70 |
| 1/14/84 | H | W | 71-64 |
| 3/1/84 | A | L | 75-84 |
| 2/2/85 | H | L | 81-94 |
| 2/28/85 | A | L | 68-88 |
| 2/1/86 | A | L | 64-91 |
| 2/26/86 | H | L | 74-97 |
| 1/24/87 | H | L | 78-84 |
| 2/18/87 | A | L | 64-77 |
| 1/21/88 | A | L | 54-65 |
| 2/11/88 | H | L | 67-80 |
| 1/21/89 | H | W | 71-68 |
| 2/25/89 | A | L | 70-92 |
| 2/3/90 | H | L | 63-77 |
| 3/8/90 | A | L | 64-94 |
| 1/19/91 | H | L+ | 68-69 |
| 2/21/91 | A | L | 62-65 |
| 1/25/92 | A | L | 83-98 |
| 2/26/92 | H | W | 96-78 |
| 1/9/93 | H | L | 73-98* |
| 2/10/93 | A | L | 66-85* |
| 1/29/94 | A | L | 75-79 |
| 3/2/94 | H | W | 71-58 |
| 2/1/95 | A | L | 58-62 |

| | | | |
|----------|----|----|--------|
| 2/11/95 | H | W | 70-65 |
| 1/3/96 | H | W | 51-46* |
| 3/9/96 | A | L | 51-65* |
| 2/6/97 | H | W | 58-53* |
| 12/31/97 | H | L | 63-76* |
| 2/28/98 | A | L | 70-76* |
| 12/30/98 | A | L | 55-59* |
| 2/27/99 | H | L | 39-51* |
| 2/16/00 | H | W | 75-59 |
| 2/3/01 | A | W | 60-41 |
| 2/2/02 | A | L | 53-64 |
| 2/27/02 | H | W | 74-54 |
| 1/8/03 | A | L | 65-66 |
| 2/26/03 | H | W | 73-42 |
| 1/21/04 | H | W | 74-63 |
| 2/22/04 | A | L | 59-71 |
| 1/22/05 | A | W | 72-61 |
| 2/16/05 | H | W | 76-50 |
| 1/28/06 | A | L | 76-85 |
| 1/24/07 | H | W | 71-58 |
| 1/2/08 | A | W | 70-54 |
| 1/22/08 | H | W | 64-61 |
| 3/14/08 | BL | W | 51-34 |
| 12/31/08 | A | W | 73-61 |
| 3/1/09 | H | W | 60-55 |
| 1/20/10 | H | W | 54-48 |
| 2/6/10 | A | W | 62-44 |
| 1/5/11 | H | W | 66-50 |
| 2/23/11 | A | W | 53-52 |
| 1/8/12 | A | L | 41-59 |
| 2/9/13 | H | W+ | 65-62 |
| 3/15/13 | UC | W | 68-59 |
| 1/18/14 | H | L | 70-77 |
| 2/16/14 | A | W | 75-62 |
| 1/24/15 | A | W+ | 69-64 |
| 3/13/15 | UC | W | 71-60 |
| 2/28/16 | H | W | 68-57 |
| 1/17/17 | H | W | 68-64 |
| 2/16/17 | A | L | 58-64 |
| 3/12/17 | DC | L | 56-71 |
| 2/11/18 | H | L | 72-83 |
| 1/19/19 | H | W | 64-54 |
| 2/9/19 | A | L | 52-61 |
| 2/27/20 | A | W | 81-74 |
| 1/12/21 | A | L | 54-77 |
| 2/14/21 | H | L | 59-67 |
| 2/20/22 | H | W | 77-63 |

LA - Los Angeles, Calif.
 DE - Detroit, Mich.
 BL - Bankers Life Fieldhouse, Ind.
 UC - United Center, Chicago
 DC - Verizon Center, Washington DC

Michigan State (67-85)

At Madison: UW leads 47-27
At East Lansing: UW trails 16-50
Neutral: UW trails 4-8

| | | | |
|----------|---|----|--------|
| 12/10/22 | H | W | 27-13 |
| 12/30/33 | H | W | 26-16 |
| 2/5/34 | H | L | 22-23 |
| 12/31/35 | H | W+ | 23-21 |
| 12/6/36 | H | W | 26-21 |
| 2/6/37 | H | W | 22-17 |
| 2/5/38 | H | W | 30-27 |
| 2/4/39 | H | W | 39-37 |
| 2/3/40 | A | L | 41-48 |
| 2/23/46 | H | L | 48-59 |
| 3/1/46 | A | L | 52-56 |
| 1/20/47 | A | W | 58-48 |
| 2/9/48 | H | W | 51-39 |
| 2/6/50 | A | W | 66-47 |
| 1/8/51 | A | W | 53-52 |
| 2/24/51 | H | W | 35-29 |
| 1/21/52 | A | L | 39-50 |
| 2/16/52 | H | L | 55-57 |
| 2/23/53 | A | L | 45-53 |
| 3/9/53 | H | W | 58-51 |
| 1/18/54 | A | W | 57-53 |
| 3/1/54 | H | W | 79-56 |
| 1/8/55 | A | L | 77-94 |
| 2/5/55 | H | L | 70-73 |
| 2/27/56 | A | L | 82-89 |
| 2/25/57 | H | L | 62-78 |
| 1/20/58 | H | W | 66-52 |
| 2/22/58 | A | L | 59-93 |
| 2/2/59 | H | L | 57-88 |
| 3/2/59 | A | L | 73-93 |
| 1/2/60 | H | L | 79-91 |
| 1/7/61 | A | W | 74-71 |
| 1/8/62 | A | W | 83-78 |
| 2/10/62 | H | W | 77-72 |
| 1/12/63 | H | L | 68-75 |
| 3/2/63 | A | W+ | 92-89 |
| 1/6/64 | A | L | 90-106 |
| 2/27/65 | H | W | 99-89 |
| 2/5/66 | A | L | 65-79 |
| 2/19/66 | H | W | 78-77 |
| 1/28/67 | A | L | 61-68 |
| 2/25/67 | H | W | 68-64 |
| 1/16/68 | H | W | 70-68 |
| 2/24/68 | A | L | 77-87 |
| 1/7/69 | A | L | 67-77 |
| 2/22/69 | H | W | 76-64 |
| 2/7/70 | H | W | 89-79 |
| 2/20/71 | A | L | 78-97 |
| 1/11/72 | A | L | 76-83 |
| 2/29/72 | H | W | 101-74 |
| 1/20/73 | H | W | 93-80 |
| 3/10/73 | A | L+ | 78-79 |

* vacated by NCAA

| | | | |
|---------|----|------|--------|
| 3/2/74 | H | W | 87-80 |
| 1/25/75 | A | L | 87-105 |
| 2/22/75 | H | W | 103-96 |
| 1/3/76 | H | W | 70-63 |
| 3/6/76 | A | W | 86-82 |
| 1/6/77 | A | L | 61-84 |
| 1/29/77 | H | W+++ | 87-83 |
| 1/7/78 | A | L | 63-74 |
| 3/2/78 | H | L | 75-89 |
| 1/4/79 | A | L | 55-84 |
| 3/3/79 | H | W | 83-81 |
| 1/17/80 | A | L | 61-62 |
| 2/14/80 | H | W | 80-66 |
| 1/22/81 | H | W | 63-62 |
| 2/19/81 | A | L | 65-74 |
| 1/23/82 | A | L | 58-68 |
| 2/20/82 | H | W | 65-60 |
| 1/13/83 | A | L | 66-86 |
| 3/5/83 | H | L | 65-91 |
| 1/12/84 | H | W | 81-74 |
| 3/3/84 | A | L | 59-78 |
| 1/31/85 | H | L | 68-77 |
| 3/2/85 | A | L | 63-82 |
| 1/30/86 | A | L | 81-83 |
| 3/2/86 | H | L | 71-84 |
| 1/22/87 | H | L | 78-81 |
| 2/21/87 | A | W | 65-63 |
| 1/7/88 | H | W++ | 78-72 |
| 3/12/88 | A | W | 71-69 |
| 3/2/89 | H | W+ | 69-64 |
| 3/11/89 | A | L | 61-70 |
| 1/6/90 | H | L | 61-64 |
| 2/8/90 | A | L | 57-60 |
| 1/10/91 | A | L | 50-65 |
| 2/9/91 | H | W++ | 84-78 |
| 2/8/92 | H | L | 64-79 |
| 2/12/92 | A | L | 61-76 |
| 1/23/93 | A | W | 67-66 |
| 2/24/93 | H | W | 65-62 |
| 1/19/94 | A | L | 60-70 |
| 2/2/94 | H | W | 87-62 |
| 1/4/95 | H | L | 64-78 |
| 3/11/95 | A | L | 72-97 |
| 1/17/96 | H | W | 61-48 |
| 2/24/96 | A | W | 73-52 |
| 1/9/97 | H | L | 50-58 |
| 3/1/97 | A | L | 49-68 |
| 1/8/98 | A | L | 40-63 |
| 2/21/98 | H | L | 47-56 |
| 1/6/99 | H | W | 66-51 |
| 2/21/99 | A | L | 51-56 |
| 3/6/99 | UC | L | 41-56 |
| 2/12/00 | H | L | 44-61 |
| 2/19/00 | A | L | 54-59 |
| 3/11/00 | UC | L | 46-55 |
| 3/25/00 | RC | L | 41-53 |
| 1/13/01 | A | L+ | 59-69 |

| | | | |
|----------|----|----|-------|
| 2/27/01 | H | L | 47-51 |
| 1/12/02 | A | W | 64-63 |
| 1/11/03 | H | W | 64-53 |
| 1/10/04 | H | W | 77-64 |
| 3/2/04 | A | W+ | 68-64 |
| 3/13/04 | BL | W | 68-66 |
| 1/16/05 | H | W | 62-59 |
| 2/24/05 | A | L | 64-77 |
| 1/8/06 | H | W | 82-63 |
| 3/2/06 | A | L | 65-74 |
| 2/20/07 | A | L | 55-64 |
| 3/3/07 | H | W | 52-50 |
| 3/9/07 | UC | W | 70-57 |
| 2/28/08 | H | W | 57-42 |
| 3/15/08 | BL | W | 65-63 |
| 2/22/09 | A | L | 50-61 |
| 1/6/10 | A | L | 47-54 |
| 2/2/10 | H | W | 67-49 |
| 1/11/11 | A | L+ | 61-64 |
| 2/6/11 | H | W | 82-56 |
| 1/3/12 | H | L+ | 60-63 |
| 2/16/12 | A | L | 55-69 |
| 3/10/12 | BL | L | 52-65 |
| 1/22/13 | H | L | 47-49 |
| 3/7/13 | A | L | 43-58 |
| 2/9/14 | H | W | 60-58 |
| 3/15/14 | BL | L | 75-83 |
| 3/1/15 | H | W | 68-61 |
| 3/15/15 | UC | W+ | 80-69 |
| 1/17/16 | H | W | 77-76 |
| 2/18/16 | A | L | 57-69 |
| 2/26/17 | A | L | 74-84 |
| 1/26/18 | A | L | 61-76 |
| 2/25/18 | H | L | 63-68 |
| 3/2/18 | NY | L | 60-63 |
| 2/12/19 | H | L | 59-67 |
| 3/16/19 | UC | L | 55-67 |
| 1/17/20 | A | L | 55-67 |
| 2/1/20 | H | W | 64-63 |
| 12/25/20 | A | W | 85-76 |
| 1/21/22 | H | L | 74-86 |
| 2/8/22 | A | W | 70-62 |
| 3/11/22 | BL | L | 63-69 |

RC - RCA Dome, Indianapolis, Ind.
 BL - Bankers Life / Gainbridge Fieldhouse, Ind.
 UC - United Center, Chicago
 NY - Madison Square Garden, NYC

Milwaukee (33-2)

At Madison: UW leads 22-2
At Milwaukee: UW leads 11-0

| | | | |
|----------|---|---|-------|
| 12/27/01 | A | W | 37-18 |
| 1/2/15 | A | W | 21-10 |
| 12/31/15 | A | W | 51-12 |
| 1/1/16 | A | W | 39-8 |
| 12/30/18 | A | W | 39-18 |
| 1/1/20 | A | W | 36-10 |

| | | | |
|----------|---|---|--------|
| 12/22/73 | H | W | 73-46 |
| 12/1/77 | H | W | 72-66 |
| 11/24/78 | H | W | 74-55 |
| 12/12/92 | H | L | 72-77 |
| 11/27/93 | H | W | 106-84 |
| 12/14/94 | H | W | 90-64 |
| 12/23/95 | H | W | 94-63 |
| 12/10/96 | H | W | 61-41 |
| 2/18/98 | H | W | 65-58 |
| 11/16/98 | H | W | 75-63 |
| 11/23/99 | A | W | 69-49 |
| 12/16/00 | H | W | 55-47 |
| 12/27/01 | A | W | 81-79 |
| 11/23/02 | H | W | 83-72 |
| 12/13/03 | H | W | 89-71 |
| 12/15/04 | H | W | 66-37 |
| 12/15/05 | H | W | 74-68 |
| 12/13/06 | H | W | 68-49 |
| 12/12/07 | A | W | 61-39 |
| 11/29/08 | H | W | 67-46 |
| 12/23/09 | H | W | 68-58 |
| 12/8/10 | H | W | 61-40 |
| 12/13/11 | A | W | 60-54 |
| 12/22/12 | H | W | 74-53 |
| 12/11/13 | H | W | 78-52 |
| 12/10/14 | A | W | 93-54 |
| 12/9/15 | H | L | 67-68 |
| 11/24/17 | H | W | 71-49 |
| 12/21/19 | H | W | 83-64 |

Minnesota (105-104)

At Madison: UW leads 67-34
At Minn.: UW trails 36-70
Neutral: UW leads 2-0

| | | | |
|---------|---|----|-------|
| 2/17/00 | A | L | 15-17 |
| 2/23/01 | A | L | 15-42 |
| 2/22/02 | A | L | 10-30 |
| 2/21/03 | A | L | 11-33 |
| 2/23/06 | H | W | 31-24 |
| 3/17/06 | A | L | 10-16 |
| 1/12/07 | A | L | 11-18 |
| 3/9/07 | H | W | 31-20 |
| 1/31/08 | H | W | 29-16 |
| 3/7/08 | A | W | 34-14 |
| 1/30/09 | A | W | 14-13 |
| 3/9/09 | H | W | 37-13 |
| 2/5/10 | H | W | 24-14 |
| 2/25/10 | A | L | 9-16 |
| 2/4/11 | A | L | 16-17 |
| 3/1/11 | H | L | 13-21 |
| 1/20/12 | H | W | 22-12 |
| 3/9/12 | A | W+ | 29-26 |
| 1/18/13 | A | W | 19-11 |
| 2/25/13 | H | W | 29-11 |
| 1/17/14 | H | W | 28-7 |
| 2/28/14 | A | W | 27-9 |
| 1/16/15 | A | W | 23-20 |

| | | | | | | | | | | | |
|---------|---|---|-------|---------|---|----|--------|----------|----|-----|--------|
| 2/27/15 | H | W | 31-7 | 3/5/49 | A | W | 45-43 | 1/19/83 | A | L | 71-78 |
| 1/15/16 | H | W | 31-11 | 1/16/50 | H | W | 57-54 | 1/25/84 | A | L | 62-75 |
| 3/4/16 | A | W | 32-14 | 3/4/50 | A | W | 60-54 | 2/15/84 | H | L | 67-68 |
| 1/13/17 | A | L | 25-33 | 2/3/51 | A | W | 47-44 | 1/24/85 | A | L | 62-72 |
| 3/10/17 | H | W | 16-13 | 2/9/52 | H | L | 47-54 | 2/24/85 | H | W | 65-61 |
| 3/2/18 | A | W | 18-17 | 1/5/53 | A | L | 53-64 | 1/23/86 | H | L | 65-67 |
| 3/16/18 | H | L | 11-19 | 1/12/53 | H | W | 76-74 | 2/22/86 | A | W | 70-64 |
| 1/18/19 | A | L | 11-38 | 2/15/54 | H | L | 68-78 | 1/3/87 | A | L | 67-69 |
| 3/1/19 | H | L | 12-23 | 3/6/54 | A | L | 73-78 | 3/5/87 | H | W | 69-52 |
| 1/31/20 | H | W | 28-12 | 2/21/55 | H | L | 69-71 | 2/8/88 | A | L | 62-71 |
| 2/28/20 | A | L | 26-32 | 3/5/55 | A | W | 78-72 | 2/28/88 | H | W | 81-70 |
| 1/29/21 | A | L | 21-22 | 2/11/56 | H | L | 71-77 | 1/4/89 | H | W | 75-67 |
| 3/5/21 | H | W | 18-12 | 2/18/57 | A | L | 53-85 | 2/8/89 | A | L | 58-59 |
| 1/21/22 | H | L | 15-17 | 2/8/58 | H | L | 66-71 | 1/22/90 | H | W | 77-75 |
| 3/4/22 | A | W | 34-20 | 2/24/58 | A | L | 63-71 | 2/22/90 | A | L | 67-68 |
| 1/20/23 | A | W | 24-12 | 1/3/59 | A | L | 66-79 | 1/7/91 | H | W | 72-62 |
| 3/3/23 | H | W | 36-10 | 2/21/59 | H | L | 50-69 | 3/9/91 | A | L | 70-80 |
| 1/10/25 | A | L | 14-16 | 1/30/60 | A | L | 72-86 | 1/15/92 | H | L | 48-49 |
| 1/24/25 | H | L | 14-25 | 2/20/61 | H | W | 83-75 | 3/4/92 | A | L | 57-76 |
| 1/5/26 | H | W | 36-24 | 2/3/62 | A | W | 94-88 | 1/16/93 | H | W | 79-70 |
| 3/5/26 | A | L | 19-31 | 2/26/62 | H | L | 90-92 | 2/18/93 | A | L | 71-85 |
| 1/14/28 | A | W | 35-26 | 2/2/63 | H | L | 68-69 | 1/12/94 | A | L* | 53-90 |
| 2/11/28 | H | W | 38-18 | 2/18/63 | A | L | 48-72 | 2/12/94 | H | L* | 78-109 |
| 1/5/29 | A | W | 29-21 | 2/1/64 | A | L | 92-111 | 1/14/95 | H | W* | 74-67 |
| 1/19/29 | H | W | 39-17 | 3/2/64 | H | L | 96-105 | 2/28/95 | A | L* | 70-78 |
| 1/19/31 | A | L | 26-28 | 1/9/65 | A | L | 57-81 | 1/24/96 | H | W+* | 73-65 |
| 2/14/31 | H | L | 15-42 | 2/16/65 | H | L | 91-101 | 2/17/96 | A | L* | 66-70 |
| 2/20/32 | A | L | 17-43 | 3/7/66 | A | W | 87-74 | 1/2/97 | A | L* | 48-65 |
| 3/7/32 | H | L | 21-23 | 2/14/67 | H | W | 85-75 | 3/8/97 | H | W* | 66-65 |
| 2/10/34 | A | W | 31-30 | 1/30/68 | A | W | 72-62 | 1/27/98 | A | L* | 48-58 |
| 3/5/34 | H | W | 34-23 | 2/27/68 | H | W | 94-82 | 1/30/99 | H | W* | 61-50 |
| 1/21/35 | H | W | 38-31 | 1/14/69 | H | W | 68-61 | 1/22/00 | H | W | 85-53 |
| 2/18/35 | A | W | 28-27 | 2/11/69 | A | W | 69-63 | 2/5/00 | A | W | 66-64 |
| 2/13/37 | H | L | 32-37 | 1/13/70 | H | W | 90-84 | 1/6/01 | A | L | 49-54 |
| 2/27/37 | A | L | 17-30 | 3/6/71 | A | L | 98-104 | 2/21/01 | H | W | 64-54 |
| 1/8/38 | H | W | 35-28 | 1/18/72 | H | L | 59-65 | 1/16/02 | H | W | 73-64 |
| 3/5/38 | A | L | 28-35 | 2/19/72 | A | L | 73-76 | 2/16/02 | A | W | 67-62 |
| 2/20/39 | A | L | 32-34 | 1/13/73 | A | L | 54-78 | 1/15/03 | H | W | 66-50 |
| 2/27/39 | H | W | 35-25 | 1/29/73 | H | L | 64-81 | 3/2/03 | A | W | 69-61 |
| 2/12/40 | H | W | 36-34 | 2/2/74 | A | L+ | 63-64 | 2/4/04 | H | W | 80-66 |
| 2/26/40 | A | L | 39-44 | 1/2/75 | H | L | 46-61 | 3/12/04 | BL | W | 66-52 |
| 1/6/41 | A | L | 27-44 | 3/3/75 | A | L | 58-65 | 2/5/05 | A | L | 50-60 |
| 3/1/41 | H | W | 42-32 | 1/19/76 | H | L | 84-96 | 1/10/06 | A | W | 64-62 |
| 3/2/42 | A | W | 49-47 | 2/16/76 | A | L | 74-98 | 2/26/06 | H | W | 80-74 |
| 1/30/43 | H | W | 54-33 | 1/22/77 | A | L | 64-82* | 1/6/07 | H | W | 68-45 |
| 3/1/43 | A | L | 34-48 | 3/3/77 | H | L | 61-64* | 2/14/07 | A | W | 75-62 |
| 1/29/44 | A | W | 49-30 | 1/21/78 | A | L | 51-61 | 2/3/08 | A | W | 63-47 |
| 2/25/44 | H | W | 50-33 | 2/29/78 | H | L | 55-64 | 2/16/08 | H | W | 65-56 |
| 1/13/45 | H | W | 46-37 | 1/20/79 | A | L | 72-82 | 1/15/09 | H | L+ | 74-78 |
| 3/3/45 | A | L | 50-54 | 2/8/79 | H | L | 72-74 | 3/4/09 | A | L | 46-51 |
| 1/5/46 | H | L | 45-46 | 1/10/80 | A | L+ | 76-82 | 2/18/10 | A | L | 52-68 |
| 3/4/46 | A | L | 57-58 | 2/23/80 | H | W | 70-55 | 12/28/10 | H | W | 68-60 |
| 2/8/47 | H | W | 60-51 | 1/8/81 | A | L | 60-76 | 2/9/12 | A | W+ | 68-61 |
| 3/1/47 | A | L | 55-58 | 3/7/81 | H | W+ | 60-58 | 2/28/12 | H | W | 52-45 |
| 1/5/48 | H | W | 59-50 | 1/21/82 | H | L | 57-78 | 1/26/13 | H | W | 45-44 |
| 3/1/48 | A | L | 41-46 | 2/11/82 | A | L | 60-71 | 2/14/13 | A | L+ | 53-58 |
| 1/10/49 | A | L | 33-47 | 1/29/83 | H | L | 58-65 | 1/22/14 | A | L | 68-81 |

| | | | |
|----------|----|----|-------|
| 2/13/14 | H | W | 78-70 |
| 3/14/14 | BL | W | 83-57 |
| 2/21/15 | H | W | 63-53 |
| 3/5/15 | A | W | 76-63 |
| 3/2/16 | A | W | 62-49 |
| 1/21/17 | A | W+ | 78-76 |
| 3/5/17 | H | W | 66-49 |
| 2/19/18 | H | W+ | 73-63 |
| 1/3/19 | H | L | 52-59 |
| 2/6/19 | A | W | 56-51 |
| 2/5/20 | A | L | 52-70 |
| 3/1/20 | H | W | 71-69 |
| 12/31/20 | H | W | 71-59 |
| 1/30/22 | H | W | 66-60 |
| 2/23/22 | A | W | 68-67 |

BL - Bankers Life Fieldhouse, Ind.

Miss. Valley St. (2-0)

At Madison: UW leads 2-0

| | | | |
|----------|---|---|--------|
| 12/23/93 | H | W | 115-79 |
| 12/23/11 | H | W | 79-45 |

Missouri (7-4)

At Madison: UW leads 5-0
At Columbia: UW trails 0-3
Neutral: UW leads 2-1

| | | | |
|----------|----|---|--------|
| 12/22/30 | H | W | 37-9 |
| 12/31/37 | H | W | 40-29 |
| 12/30/44 | MI | W | 52-37 |
| 12/9/48 | H | W | 58-42 |
| 12/20/49 | A | L | 48-50 |
| 12/12/53 | H | W | 64-53 |
| 12/13/54 | A | L | 56-67 |
| 12/15/58 | H | W | 68-60 |
| 12/14/59 | A | L | 66-78 |
| 3/19/94 | OG | L | 96-109 |
| 11/12/99 | SY | W | 66-55 |

OG - Ogden, Utah
MI - Milwaukee, Wis.
SY - Syracuse, N.Y.

Missouri State (0-2)

Neutral: UW trails 0-2

| | | | |
|----------|----|---|-------|
| 3/12/99 | NC | L | 32-43 |
| 11/24/06 | SP | L | 64-66 |

NC - Charlotte, N.C.
SP - South Padre Island, Texas

Montana (3-0)

At Madison: UW leads 1-0
Neutral: UW leads 2-0

| | | | |
|----------|----|---|-------|
| 12/20/65 | H | W | 76-72 |
| 11/30/97 | HI | W | 78-61 |
| 3/15/12 | AL | W | 73-49 |

HI - Hilo, Hawaii
AL - Albuquerque, N.M.

Morgan State (2-0)

At Madison: UW leads 2-0

| | | | |
|----------|---|---|-------|
| 12/23/79 | H | W | 94-42 |
| 11/25/84 | H | W | 93-78 |

Navy (2-0)

Neutral: UW leads 2-0

| | | | |
|----------|----|---|-------|
| 3/22/47 | NY | W | 50-49 |
| 12/29/91 | HI | W | 93-58 |

NY - New York City, N.Y.
HI - Honolulu, Hawaii

Nebraska (21-15)

At Madison: UW leads 10-4
At Lincoln: UW leads 9-8
Neutral: UW trails 2-3

| | | | |
|----------|----|-----|--------|
| 3/5/04 | A | L | 22-25 |
| 2/21/07 | H | W | 35-31 |
| 3/3/08 | H | W | 34-4 |
| 1/3/22 | H | W | 27-14 |
| 12/30/39 | MI | L | 43-53 |
| 1/4/41 | A | W | 46-31 |
| 12/19/55 | H | W | 71-52 |
| 12/10/56 | A | L | 51-53 |
| 12/1/65 | H | L | 88-101 |
| 11/30/68 | A | L | 55-68 |
| 12/27/79 | HI | L | 82-83 |
| 12/5/83 | H | L++ | 69-71 |
| 12/12/84 | A | L | 51-53 |
| 12/11/90 | A | L | 63-75 |
| 12/11/91 | A | L | 67-86 |
| 11/22/98 | AK | W | 78-41 |
| 12/27/11 | A | W | 64-40 |
| 1/15/12 | H | W | 50-45 |
| 1/5/13 | A | W | 47-41 |
| 2/26/13 | H | W | 77-46 |
| 3/9/14 | A | L | 68-77 |
| 1/15/15 | H | W | 70-55 |
| 2/10/15 | A | W | 65-55 |
| 2/10/16 | H | W | 72-61 |
| 3/10/16 | BL | L | 58-70 |
| 2/9/17 | A | W+ | 70-69 |
| 1/9/18 | A | L | 59-63 |
| 1/29/18 | H | L | 63-74 |
| 1/29/19 | A | W | 62-51 |
| 3/15/19 | UC | W | 66-62 |
| 1/21/20 | H | W | 82-68 |
| 2/15/20 | A | W | 81-64 |
| 12/22/20 | H | W | 67-53 |
| 2/10/21 | A | W | 61-48 |
| 1/27/22 | A | W | 73-65 |
| 3/6/22 | H | L | 73-74 |

MI - Milwaukee, Wis.
HI - Honolulu, Hawaii
AK - Fairbanks, Alaska
BL - Bankers Life Fieldhouse, Ind.
UC - United Center, Ill.

Nevada (3-0)

At Madison: UW leads 2-0
Neutral: UW leads 1-0

| | | | |
|----------|----|---|-------|
| 12/20/60 | H | W | 89-56 |
| 12/29/79 | HI | W | 86-61 |
| 12/23/97 | H | W | 62-53 |

HI - Honolulu, Hawaii

New Hampshire (1-0)

At Madison: UW leads 1-0

| | | | |
|----------|---|---|-------|
| 12/11/02 | H | W | 85-36 |
|----------|---|---|-------|

New Mexico (2-1)

At Albuquerque: UW leads 2-0

| | | | |
|----------|----|---|-------|
| 12/27/57 | A | W | 61-59 |
| 12/29/84 | A | W | 83-74 |
| 11/26/19 | BR | L | 50-59 |

BR - Brooklyn, New York

New Mexico State (0-1)

Neutral: UW trails 0-1

| | | | |
|----------|----|---|-------|
| 11/20/98 | AK | L | 52-66 |
|----------|----|---|-------|

AK - Fairbanks, Alaska

New Orleans (1-0)

At Madison: UW leads 1-0

| | | | |
|---------|---|---|-------|
| 3/15/89 | H | W | 63-61 |
|---------|---|---|-------|

Nicholls (2-0)

At Madison: UW leads 2-0

| | | | |
|----------|---|---|-------|
| 12/13/14 | H | W | 86-43 |
| 12/15/21 | H | W | 71-68 |

Norfolk State (1-0)

Neutral: UW leads 1-0

| | | | |
|----------|----|---|-------|
| 11/18/05 | ST | W | 80-51 |
|----------|----|---|-------|

ST - St. Thomas, U.S. Virgin Islands

North Carolina (2-3)

At Chapel Hill: UW trails 0-1
Neutral: Series tied 2-2

| | | | |
|----------|----|---|-------|
| 3/27/05 | SY | L | 82-88 |
| 11/30/11 | A | L | 57-60 |
| 3/25/15 | LA | W | 79-72 |
| 11/23/16 | HI | L | 56-71 |
| 3/19/21 | HF | W | 85-62 |

SY - Syracuse, N.Y.
LA - Los Angeles, California
HI - Maui, Hawaii
HF - Hinkle Fieldhouse, Indianapolis

NC State (3-1)

At Madison: UW leads 2-0

At Raleigh: UW trails 0-1

Neutral: UW leads 1-0

3/25/05 SY W 65-56

12/1/10 H W 87-48

11/27/18 H W 79-75

12/4/19 A L 54-69

SY - Syracuse, N.Y.

North Dakota (3-0)

At Madison: UW leads 3-0

11/14/10 H W 85-53

11/19/13 H W 103-85

11/17/15 H W 78-64

North Dakota State (0-2)

At Madison: NDSU leads 0-2

12/7/25 H L 11-16

1/21/06 H L 55-62

Northeastern Illinois (1-0)

At Madison: UW leads 1-0

11/28/95 H W 89-55

Northern Illinois (11-2)

At Madison: UW leads 7-0

At DeKalb: NIU leads 2-0

Neutral: UW leads 4-0

12/14/68 H W 69-67

12/8/75 H W 97-77

12/13/76 A L 57-81

12/31/77 H W+ 74-73

12/20/82 RK W 58-55

12/7/83 H W 90-68

12/22/84 RK W 83-71

12/12/85 H W 76-67

12/11/86 RK W 95-63

12/1/87 DC W 87-77

12/2/98 H W 67-52

12/14/99 A L 51-55

11/25/00 H W 68-64

RK - Rockford, Ill.

DC - Dane County Coliseum

Northern Iowa (4-1)

At Madison: UW leads 2-0

At Cedar Falls: UW trails 0-1

Neutral: UW leads 2-0

12/21/81 H W 65-53

12/1/82 H W 76-69

12/1/83 A L 59-60

12/20/87 LV W 64-56

3/18/05 OK W 57-52

LV - Las Vegas, Nev.

OK - Oklahoma City, Okla.

Northern Kentucky (1-0)

At Madison: UW leads 1-0

11/14/14 H W 62-31

Northwestern (122-65)

At Madison: UW leads 69-23

At Evanston: UW leads 44-39

Neutral: UW leads 9-3

1/8/10 H W 55-9

2/26/10 A W 39-11

1/14/11 A W 29-9

3/8/11 H W 23-11

1/6/12 A W 32-19

2/24/12 H W 46-11

2/10/14 H W 38-9

2/17/14 A W 33-26

1/18/16 H W 22-18

3/11/16 A W 24-21

1/8/17 A W+ 29-21

2/12/17 H W 23-21

1/5/18 A L 17-33

3/7/18 H W 26-18

1/11/19 H L 15-20

2/22/19 A L 23-32

1/3/21 A L 12-13

2/12/21 H W 22-10

1/9/22 A W 21-9

2/22/22 H W 23-11

1/6/23 A W 21-10

3/5/23 H W 29-17

1/12/24 A W 25-10

3/1/24 H W 23-14

1/23/26 H W 35-27

2/16/26 A L 26-36

1/15/27 A W 28-18

1/22/27 H W 25-24

2/18/29 H W 37-23

2/23/29 A W 31-25

1/4/30 A L 14-23

2/15/30 H W 29-22

1/4/32 A L+ 30-31

1/18/32 H L 24-28

1/16/33 A L 22-40

2/25/33 H L 28-30

1/7/35 H W 16-9

1/19/35 A L 31-36

2/24/36 H L 28-33

3/2/36 A L 26-49

1/3/38 A L 38-47

2/12/38 H L 23-27

2/13/39 A L 27-37

3/2/40 H L 44-47

2/10/41 A W+ 48-46

1/17/42 CS W 49-46

2/21/42 H W 59-47

1/9/43 CS W 67-65

2/22/43 H L 54-56

1/8/44 CS L 38-60

2/4/44 H W++ 50-47

1/6/45 H L 37-52

1/27/45 CS W 44-43

1/26/46 CS L 34-56

2/9/46 H L 58-63

1/27/47 H W 45-44

2/15/47 CS W 54-42

2/7/48 CS W 68-62

2/23/48 H W 59-54

2/12/49 CS W 56-52

2/21/49 H W 57-46

1/16/50 CS W 66-59

2/27/50 H W 67-53

1/15/51 H W 68-56

1/19/52 A W 74-58

1/17/53 A W 78-56

3/7/53 H W 74-58

1/11/54 H W 64-47

2/26/55 A L 72-80

2/4/56 A W 79-55

3/3/56 H W 76-70

1/5/57 A L 54-75

3/4/57 H W 82-69

3/1/58 A L 65-82

2/28/59 H L 82-86

1/11/60 H L 69-77

2/29/60 A L 59-73

2/11/61 A L 52-54

3/4/61 H W 75-61

2/24/62 A W 65-64

2/16/63 H W 78-65

1/11/64 A L 63-76

2/11/64 A L 64-72

2/23/65 H W+ 93-87

3/6/65 A W 88-76

2/21/66 A L 65-76

2/28/66 H W 90-62

2/21/67 H W 110-94

2/28/67 A L 82-91

3/9/68 A L 75-77

3/4/69 H L 70-72

2/21/70 A L 75-82

3/3/70 H L 82-87

1/19/71 H W 87-72

2/13/71 A L 91-101

3/4/72 H L 82-90

2/27/73 A L 73-74

1/5/74 H W 87-53

3/9/74 A W 77-62

1/4/75 A L 66-69

3/8/75 H W 94-70

1/24/76 A L 60-62

2/21/76 H L 77-90

1/20/77 H W 61-60

2/19/77 A L 88-98

1/28/78 H L 85-93

2/18/78 A W 81-80

* vacated by NCAA

| | | | |
|---------|----|----|--------|
| 1/11/79 | H | W | 95-82 |
| 2/24/79 | A | W | 72-70 |
| 1/3/80 | H | W | 75-66 |
| 3/1/80 | A | L | 50-53 |
| 1/10/81 | A | L | 48-50 |
| 3/5/81 | H | W | 60-57 |
| 1/14/82 | H | L | 55-61 |
| 2/27/82 | A | W | 61-60 |
| 1/20/83 | H | W | 49-45 |
| 2/26/83 | DP | L | 57-64 |
| 1/19/84 | A | W+ | 61-60 |
| 2/26/84 | H | W | 54-47 |
| 1/5/85 | A | W | 52-51 |
| 3/9/85 | H | W | 61-53 |
| 1/4/86 | H | W | 57-52 |
| 3/9/86 | A | W | 70-68 |
| 1/31/87 | A | W | 62-57 |
| 3/1/87 | H | W | 76-59 |
| 1/30/88 | H | W | 80-59 |
| 3/5/88 | A | W | 74-69 |
| 1/28/89 | A | W | 59-58 |
| 2/15/89 | H | W | 72-60 |
| 1/27/90 | A | L | 85-87 |
| 3/1/90 | H | W | 65-50 |
| 1/24/91 | A | W | 74-57 |
| 2/24/91 | H | W | 79-76 |
| 1/8/92 | H | W | 69-67 |
| 3/14/92 | A | L | 65-76 |
| 2/3/93 | H | W | 101-87 |
| 3/6/93 | A | L | 89-100 |
| 2/19/94 | H | L | 71-75 |
| 3/5/94 | A | L | 54-66 |
| 1/28/95 | H | W | 97-73 |
| 2/15/95 | A | W | 70-56 |
| 1/20/96 | A | L | 52-62 |
| 2/21/96 | H | L | 71-82 |
| 1/29/97 | H | W | 65-53 |
| 2/8/97 | A | W | 56-44 |
| 1/17/98 | H | W | 56-33 |
| 2/11/98 | A | L | 39-47 |
| 1/16/99 | A | W | 57-49 |
| 2/10/99 | H | W | 57-45 |
| 3/1/00 | A | W | 62-46 |
| 3/9/00 | UC | W | 51-41 |
| 2/18/01 | H | W | 59-37 |
| 1/30/02 | A | L | 60-69 |
| 2/9/02 | H | W | 73-44 |
| 1/29/03 | H | W | 69-50 |
| 2/8/03 | A | W | 74-59 |
| 2/7/04 | A | L | 51-69 |
| 2/2/05 | H | W | 73-58 |
| 1/14/06 | H | W | 68-52 |
| 2/23/06 | A | L | 51-62 |
| 1/13/07 | A | W | 56-50 |
| 2/3/07 | H | W | 69-52 |
| 1/19/08 | H | W | 62-50 |

| | | | |
|---------|----|---|-------|
| 3/8/08 | A | W | 65-52 |
| 1/7/09 | H | W | 74-45 |
| 1/31/09 | A | L | 63-66 |
| 1/13/10 | A | W | 60-50 |
| 2/21/10 | H | W | 70-63 |
| 1/23/11 | A | W | 78-46 |
| 2/27/11 | H | W | 78-63 |
| 1/18/12 | H | W | 77-57 |
| 2/20/13 | A | W | 69-41 |
| 1/2/14 | A | W | 76-49 |
| 1/29/14 | H | L | 56-65 |
| 1/4/15 | A | W | 81-58 |
| 2/7/15 | H | W | 65-50 |
| 1/12/16 | A | L | 65-70 |
| 2/12/17 | H | L | 59-66 |
| 3/11/17 | DC | W | 76-48 |
| 2/1/18 | H | L | 52-60 |
| 2/22/18 | A^ | W | 70-64 |
| 1/26/19 | H | W | 62-46 |
| 2/23/19 | A | W | 69-64 |
| 3/4/20 | H | W | 63-48 |
| 1/20/21 | H | W | 68-52 |
| 2/21/21 | A | W | 68-51 |
| 1/18/22 | A | W | 82-76 |

CS - Chicago Stadium
 DP - DePaul's Alumni Hall
 UC - United Center, Chicago
 DC - Verizon Center, Washington DC
 ^ - Allstate Arena, Rosemont, Ill.

Notre Dame (10-19)

At Madison: Series tied 7-7
At South Bend: UW trails 2-10
Neutral: UW trails 1-2

| | | | |
|----------|----|----|-------|
| 2/8/27 | H | L | 14-19 |
| 2/7/28 | H | L | 14-21 |
| 12/13/37 | A | L | 31-33 |
| 12/10/38 | H | W | 45-39 |
| 12/12/39 | A | L | 33-51 |
| 12/14/40 | H | W | 44-43 |
| 12/13/41 | H | W | 43-35 |
| 12/14/42 | A | L+ | 59-61 |
| 12/11/43 | A | L | 31-41 |
| 12/31/43 | MI | W | 47-45 |
| 12/16/44 | H | L | 46-57 |
| 12/15/45 | A | L | 51-65 |
| 12/14/46 | H | W+ | 53-49 |
| 12/13/48 | A | L | 54-60 |
| 12/13/49 | H | W | 56-48 |
| 12/11/50 | A | L | 61-67 |
| 12/8/51 | H | L | 53-63 |
| 12/4/54 | A | L | 61-72 |
| 12/5/55 | A | W | 70-66 |
| 12/8/56 | H | L | 55-75 |
| 12/7/57 | H | L | 53-75 |
| 12/13/58 | H | W | 56-54 |

| | | | |
|----------|----|---|-------|
| 12/7/59 | A | L | 58-78 |
| 2/1/65 | A | W | 98-90 |
| 12/4/65 | H | W | 97-79 |
| 12/5/67 | H | L | 73-81 |
| 12/11/68 | A | L | 56-57 |
| 11/28/10 | OR | L | 51-58 |
| 3/25/16 | PA | L | 56-61 |

MI - Milwaukee, Wis.
 OR - Orlando, Fla.
 PA - Philadelphia, Pa.

Oakland (1-0)

At Madison: UW leads 1-0
 11/18/09 H W 58-42

Ohio (9-2)

At Madison: UW leads 5-1
At Athens: UW leads 2-1
Neutral: UW leads 2-0

| | | | |
|----------|----|---|-------|
| 12/7/63 | H | L | 76-77 |
| 12/27/68 | TM | W | 74-68 |
| 1/31/70 | H | W | 72-69 |
| 12/15/70 | A | L | 80-81 |
| 2/20/73 | A | W | 82-68 |
| 1/9/74 | H | W | 69-68 |
| 11/30/74 | H | W | 71-62 |
| 12/9/00 | H | W | 65-46 |
| 12/8/01 | A | W | 77-71 |
| 12/23/02 | H | W | 75-51 |
| 12/27/03 | CL | W | 71-48 |

TM - The Mecca, Milwaukee, Wis.
 CL - Cleveland, Ohio

Ohio State (76-94)

At Madison: UW leads 50-34
At Columbus: UW trails 25-56
Neutral: UW trails 1-4

| | | | |
|---------|---|---|-------|
| 1/12/05 | A | L | 22-25 |
| 1/21/13 | H | W | 22-11 |
| 2/15/13 | A | W | 27-22 |
| 2/16/15 | A | W | 26-17 |
| 3/6/15 | H | W | 23-12 |
| 1/6/17 | A | W | 30-22 |
| 2/17/17 | H | W | 40-15 |
| 2/24/20 | H | W | 31-27 |
| 3/8/20 | A | W | 34-22 |
| 2/21/21 | A | W | 42-25 |
| 3/8/21 | H | W | 34-24 |
| 2/23/24 | A | L | 13-27 |
| 3/3/24 | H | W | 30-20 |
| 1/13/25 | H | L | 20-27 |
| 3/14/25 | A | L | 23-37 |
| 1/10/27 | H | W | 25-16 |
| 2/19/27 | A | L | 16-20 |
| 1/7/28 | A | W | 30-13 |

+ overtime

| | | | |
|---------|---|-----|--------|
| 2/18/28 | H | W | 21-18 |
| 1/11/30 | A | W | 32-25 |
| 3/3/30 | H | W | 32-23 |
| 1/10/31 | A | L | 19-29 |
| 2/23/31 | H | W | 28-24 |
| 2/6/33 | H | L | 30-31 |
| 3/4/33 | A | L | 20-37 |
| 2/12/34 | H | W | 42-23 |
| 2/24/34 | A | W | 44-38 |
| 1/4/36 | A | L | 23-44 |
| 2/10/36 | H | W | 34-25 |
| 1/11/37 | H | L | 22-28 |
| 2/8/37 | H | W+ | 35-33 |
| 2/25/39 | H | L | 38-46 |
| 2/17/40 | A | L | 35-41 |
| 1/25/41 | H | W | 46-31 |
| 2/14/42 | H | W | 49-39 |
| 2/28/42 | A | W | 44-39 |
| 2/3/45 | A | L | 36-40 |
| 2/9/45 | H | L | 34-63 |
| 2/22/47 | H | L | 56-57 |
| 2/16/48 | A | L | 47-53 |
| 1/17/49 | H | L | 54-57 |
| 2/4/50 | A | L | 47-61 |
| 1/13/51 | A | W | 74-67 |
| 2/5/51 | H | W | 56-51 |
| 1/12/52 | H | W | 58-51 |
| 3/1/52 | A | L | 56-69 |
| 1/19/53 | H | W | 64-51 |
| 2/28/53 | A | W | 69-63 |
| 2/6/54 | A | W | 79-73 |
| 2/12/55 | H | W | 86-63 |
| 1/14/56 | A | L++ | 98-100 |
| 2/20/56 | H | L | 71-79 |
| 1/21/57 | H | L | 64-67 |
| 2/16/57 | A | L | 50-63 |
| 1/11/58 | H | W | 67-64 |
| 2/7/59 | A | L | 72-78 |
| 2/8/60 | H | L | 69-106 |
| 2/27/60 | A | L | 68-93 |
| 1/30/61 | H | L | 68-100 |
| 2/25/61 | A | L | 74-97 |
| 3/3/62 | H | W | 86-67 |
| 2/9/63 | A | L | 70-94 |
| 1/4/64 | H | L | 85-101 |
| 2/15/64 | A | L | 74-92 |
| 1/30/65 | A | L | 86-98 |
| 2/6/65 | H | L | 71-73 |
| 1/31/66 | A | L+ | 81-87 |
| 2/4/67 | H | L+ | 84-90 |
| 2/3/68 | A | L | 64-86 |
| 2/12/68 | H | W | 86-78 |
| 1/11/69 | A | L | 69-84 |
| 2/8/69 | H | W | 77-73 |
| 2/24/70 | H | L | 86-98 |
| 3/7/70 | A | L | 87-96 |
| 1/16/71 | A | L | 69-83 |
| 2/16/71 | H | L | 71-79 |
| 2/5/72 | A | L | 69-79 |

| | | | |
|---------|----|----|--------|
| 2/3/73 | H | W | 84-76 |
| 1/26/74 | H | W | 69-64 |
| 2/23/74 | A | W | 68-56 |
| 1/18/75 | H | L | 67-69 |
| 2/15/75 | A | L | 70-76 |
| 1/5/76 | H | W+ | 82-81 |
| 3/1/76 | A | W | 91-79 |
| 1/13/77 | H | L | 58-60 |
| 2/26/77 | A | L+ | 80-82 |
| 1/5/78 | A | L | 61-77 |
| 3/4/78 | H | L | 78-83 |
| 1/6/79 | A | L | 71-82 |
| 3/1/79 | H | W | 76-73 |
| 1/26/80 | A | W | 72-71 |
| 2/2/80 | H | W | 70-67 |
| 1/29/81 | A | L | 67-71 |
| 2/21/81 | H | W | 77-63 |
| 1/9/82 | A | L | 59-67 |
| 3/4/82 | H | L | 75-77 |
| 2/5/83 | A | L | 69-82 |
| 2/9/83 | H | L | 65-68 |
| 2/2/84 | H | L | 74-85 |
| 2/11/84 | A | L | 65-71 |
| 1/9/85 | A | L | 88-99 |
| 2/9/85 | H | W | 92-78 |
| 1/9/86 | H | L | 61-78 |
| 2/8/86 | A | L | 71-73 |
| 1/17/87 | A | L | 66-81 |
| 2/12/87 | H | L | 69-83 |
| 1/9/88 | H | W | 64-63 |
| 2/13/88 | A | L | 53-78 |
| 1/7/89 | A | L | 70-73 |
| 3/4/89 | H | W | 77-65 |
| 1/13/90 | A | L | 53-68 |
| 2/15/90 | H | L | 58-68 |
| 1/12/91 | A | L | 60-92 |
| 2/14/91 | H | L | 71-73 |
| 2/5/92 | A | L | 72-86 |
| 2/15/92 | H | L | 63-67 |
| 1/20/93 | H | W | 76-67 |
| 2/20/93 | A | L | 70-80 |
| 1/8/94 | H | W | 69-55 |
| 2/5/94 | A | L | 57-73 |
| 1/11/95 | A | W | 81-59 |
| 3/4/95 | H | W | 80-69 |
| 1/31/96 | A | L | 55-63 |
| 2/10/96 | H | W | 62-56 |
| 2/1/97 | A | L | 42-60 |
| 1/3/98 | A | W | 64-59 |
| 2/25/98 | H | L | 56-61 |
| 1/2/99 | H | L+ | 74-78* |
| 2/24/99 | A | L | 54-63* |
| 1/13/00 | H | L | 51-53* |
| 2/2/00 | A | L | 48-51 |
| 1/24/01 | H | W | 57-42* |
| 2/10/01 | A | L | 58-63* |
| 2/6/02 | H | W+ | 94-92* |
| 1/18/03 | A | W | 53-52 |
| 3/14/03 | UC | L | 50-58 |

| | | | |
|----------|----|---|-------|
| 1/28/04 | A | W | 69-57 |
| 2/14/04 | H | W | 78-48 |
| 1/11/05 | H | W | 72-66 |
| 2/27/05 | A | W | 64-56 |
| 3/11/05 | UC | W | 60-49 |
| 1/18/06 | A | L | 67-77 |
| 2/15/06 | H | W | 78-73 |
| 1/9/07 | H | W | 72-69 |
| 2/25/07 | A | L | 48-49 |
| 3/11/07 | UC | L | 49-66 |
| 2/24/08 | A | W | 58-53 |
| 2/14/09 | H | W | 55-50 |
| 3/13/09 | BL | L | 57-61 |
| 12/31/09 | H | W | 65-43 |
| 1/16/10 | A | L | 51-60 |
| 2/12/11 | H | W | 71-67 |
| 3/6/11 | A | L | 65-93 |
| 2/4/12 | H | L | 52-58 |
| 2/26/12 | A | W | 63-60 |
| 1/29/13 | A | L | 49-58 |
| 2/17/13 | H | W | 71-49 |
| 3/17/13 | UC | L | 43-50 |
| 2/1/14 | H | L | 58-59 |
| 3/8/15 | A | W | 72-48 |
| 2/4/16 | H | W | 79-68 |
| 1/12/17 | H | W | 89-66 |
| 2/23/17 | A | L | 73-83 |
| 12/2/17 | H | L | 58-83 |
| 3/10/19 | A | W | 73-67 |
| 1/3/20 | A | W | 61-57 |
| 2/9/20 | H | W | 70-57 |
| 1/23/21 | H | L | 62-74 |
| 12/11/21 | A | L | 55-73 |
| 1/13/22 | H | W | 78-68 |

UC - United Center, Chicago
BL - Bankers Life Fieldhouse, Ind.

Oklahoma (6-4)

At Madison: Series tied 2-2
At Norman: UW trails 1-2
Neutral: UW leads 3-0

| | | | |
|----------|----|---|-------|
| 12/21/42 | H | W | 48-37 |
| 12/18/46 | H | L | 40-56 |
| 12/22/47 | A | L | 49-75 |
| 12/14/53 | H | L | 65-69 |
| 12/11/54 | A | W | 77-66 |
| 11/29/97 | HI | W | 75-64 |
| 11/28/14 | BA | W | 69-56 |
| 11/29/15 | A | L | 48-65 |
| 12/3/16 | H | W | 90-70 |
| 11/22/18 | PI | W | 78-58 |

HI - Hilo, Hawaii
BA - The Bahamas
PI - Paradise Island, Bahamas

Oklahoma State (0-1)

At Madison: UW trails 0-1

| | | | |
|----------|---|---|-------|
| 12/29/83 | H | L | 84-89 |
|----------|---|---|-------|

Old Dominion (1-0)

Neutral: UW leads 1-0
 11/21/05 ST W 84-81
 ST - St. Thomas, U.S. Virgin Islands

Ole Miss (0-1)

Neutral: UW trails 0-1
 3/22/13 KC L 46-57
 KC - Kansas City, Mo.

Omaha (2-0)

At Madison: UW leads 2-0
 11/28/86 H W 86-47
 12/4/12 H W 86-40

Oral Roberts (1-2)

At Madison: Series tied 1-1
At Tulsa: UW trails 0-1
 12/4/72 A L 76-90
 12/29/78 H L 69-102
 11/23/13 H W 76-67

Oregon (5-3)

At Madison: UW leads 1-0
At Eugene: UW leads 1-0
Neutral: Series tied 3-3
 12/27/51 SF W 82-77
 12/27/52 IC L 64-66
 12/27/81 PO L 82-85
 11/26/88 H W 74-47
 11/24/90 A W 72-70
 3/22/14 BC W 85-77
 3/22/15 OM W 72-65
 3/22/19 SAP L 54-72
 SF - San Francisco, Calif.
 IC - Iowa City, Iowa
 PO - Portland, Ore.
 BC - Bradley Center, Milwaukee
 OM - Omaha, Nebraska
 SAP - SAP Center, San Jose

Oregon State (1-2)

At Madison: Series tied 1-1
Neutral: UW trails 0-1
 1/2/28 H W 36-21
 12/8/49 H L 36-49
 12/28/60 PO L 54-56
 PO - Portland, Ore.

Pacific (2-1)

At Madison: UW leads 2-0
Neutral: UW trails 0-1
 12/16/61 H W 92-68
 11/28/97 HI L 48-55
 12/23/06 H W 83-47
 HI - Hilo, Hawaii

Penn State (42-11)

At Madison: UW leads 22-2
At Univ. Park: UW leads 18-8
Neutral: UW leads 2-1

1/30/93 A W 75-68
 3/3/93 H L 58-62
 1/6/94 A W 71-56
 2/9/94 H W 77-64
 1/26/95 H L 67-78
 2/18/95 A L 67-74
 1/7/96 A L 50-79
 3/6/96 H W 54-52
 1/18/97 H W 64-45
 2/19/97 A W 49-45
 1/14/98 H W 76-57
 2/14/98 A L 69-75
 3/5/98 UC W 52-51
 1/13/99 A W 61-58
 2/13/99 H W 73-63
 1/19/00 A L 61-76
 1/27/01 H W 63-58
 1/9/02 A L 49-51
 1/26/02 H W 66-63
 2/1/03 H W 86-55
 2/19/03 A L 57-58
 2/25/04 H W 68-45
 1/29/05 A W 76-50
 1/25/06 H W 72-43
 2/11/06 A W 82-62
 2/7/07 A W 71-58
 2/17/07 H W 75-49
 1/15/08 A W 80-55
 3/5/08 H W 77-41
 1/3/09 H W 65-61
 2/8/09 A W 54-44
 1/3/10 A W 63-46
 1/24/10 H W+ 79-71
 1/29/11 A L 52-56
 2/20/11 H W 76-66
 3/11/11 BL L 33-36
 1/31/12 A W 52-46
 2/19/12 H W 65-55
 1/3/13 H W 60-51
 3/10/13 A W 63-60
 3/2/14 A W 71-66
 12/31/14 H W 89-72
 2/18/15 A W 55-47
 1/21/16 A W 66-60
 1/24/17 H W 82-55
 12/4/17 A W 64-63
 1/6/19 A W 71-52
 3/2/19 H W 61-57
 1/11/20 A W 58-49
 1/30/21 A L 71-81
 2/2/21 H W 72-56
 3/11/21 LO W 75-74
 2/5/22 H W 51-49

UC - United Center, Chicago
 BL - Bankers Life Fieldhouse, Ind.
 LO - Lucas Oil Stadium, Indianapolis

Pennsylvania (6-0)

At Madison: UW leads 3-0
At Philadelphia: UW leads 2-0
Neutral: UW leads 1-0
 12/18/30 H W 25-12
 2/23/38 A W 52-44
 12/29/65 H W 84-70
 12/27/67 PA W 86-67
 11/21/03 A W 64-53
 11/20/04 H W 77-44
 PA - Philadelphia, Pa.

Pepperdine (2-2)

At Madison: UW leads 2-0
At Malibu: UW trails 0-2
 11/24/97 A L 66-77
 12/12/98 H W 57-51
 11/27/04 A L 61-75
 12/03/05 H W 71-55

Pittsburgh (12-7)

At Madison: UW leads 9-2
At Pittsburgh: UW trails 2-3
Neutral: UW trails 1-2
 12/15/28 H W 34-24
 12/15/31 H W 30-29
 12/29/34 H L 27-31
 12/21/36 A L 30-41
 12/11/37 H W 44-36
 12/18/40 H L 34-36
 3/22/41 H W 36-30
 12/12/47 H W 49-36
 12/10/63 H W 85-83
 12/8/64 A W 80-63
 12/20/69 H W 85-71
 12/8/70 A L 76-81
 12/18/71 H W 80-63
 1/3/72 A W 72-70
 12/30/86 HI L 82-98
 3/21/04 BC L 55-59
 12/31/05 A L 64-73
 12/16/06 H W 89-75
 3/18/16 SL W 47-43
 HI - Honolulu, Hawaii
 BC - Bradley Center, Milwaukee
 SL - St. Louis, Mo.

Portland (2-1)

At Madison: UW leads 1-0
At Portland: Series tied 1-1
 12/29/60 A L 71-79
 1/5/90 H W 74-50
 11/30/91 A W 96-87

+ overtime

Prairie View A&M (4-0)

At Madison: UW leads 4-0
 11/14/10 H W 99-55
 12/28/13 H W 80-43
 11/25/15 H W 85-67
 11/27/16 H W 95-50

Presbyterian (1-0)

At Madison: UW leads 1-0
 11/20/12 H W 88-43

Princeton (2-2)

At Madison: UW leads 1-0
Neutral: UW trails 1-2
 12/31/40 MI W 52-40
 12/29/54 H W 66-64
 12/21/63 LX L+ 87-90
 12/28/85 TU L 49-54
 MI - Milwaukee, Wis.
 LX - Lexington, Ky.
 TU - Tucson, Ariz.

Providence (1-4)

At Madison: UW trails 0-2
At Providence: UW trails 0-2
Neutral: UW leads 1-0
 12/26/61 NY W 95-84
 12/9/77 A L 62-73
 12/11/95 A L 57-58
 12/23/96 H L 57-59
 11/15/21 H L 58-63
 NY - New York City, N.Y.

Purdue (74-111)

At Madison: UW leads 52-38
At W. Lafayette: UW trails 19-73
Neutral: UW leads 3-0
 1/20/06 A W 34-14
 2/3/06 H W 31-15
 1/25/07 A W 33-27
 3/15/07 H W 37-10
 1/17/08 A W 28-24
 1/23/08 H W 34-13
 1/15/09 A L 20-23
 2/27/09 H W 30-6
 1/22/10 A L 17-29
 3/12/10 H W 38-14
 1/13/11 A L 16-34
 2/24/11 H W 45-17
 1/13/13 A W 25-15
 3/1/13 H W 22-19
 2/13/14 H W+ 25-20
 3/10/14 A W 27-13
 1/11/15 A W+ 28-24
 2/19/15 H W 26-21

| | | | | | | | |
|----------|---|----|-------|---------|---|----|--------|
| 1/8/16 | A | W | 33-17 | 2/9/59 | H | W | 91-86 |
| 2/25/16 | H | W | 35-22 | 1/9/60 | A | L | 69-99 |
| 1/26/18 | H | W | 21-16 | 3/5/60 | H | W | 89-80 |
| 3/13/18 | A | W | 24-18 | 2/4/61 | A | L | 58-69 |
| 2/6/23 | A | L | 13-17 | 3/11/61 | H | L | 81-88 |
| 2/24/23 | H | W | 20-19 | 1/27/62 | H | W | 89-86 |
| 2/23/25 | H | L | 22-30 | 1/5/63 | A | W | 74-66 |
| 3/12/25 | A | L | 26-32 | 2/8/64 | H | W | 81-80 |
| 2/20/26 | H | L | 21-29 | 2/29/64 | A | L | 83-97 |
| 2/26/26 | A | L | 31-32 | 1/11/65 | H | W | 76-66 |
| 2/23/28 | H | W | 28-22 | 2/13/65 | A | L | 74-83 |
| 2/25/28 | A | L | 15-31 | 3/5/66 | H | W | 69-68 |
| 1/21/29 | A | W | 31-26 | 1/7/67 | A | W | 79-76 |
| 2/25/29 | H | W | 27-24 | 1/9/68 | A | L | 79-99 |
| 2/21/31 | A | L | 27-46 | 3/2/68 | H | W | 104-84 |
| 3/2/31 | H | L | 17-24 | 1/4/69 | H | L | 80-86 |
| 1/11/32 | A | L | 22-38 | 2/15/69 | A | L | 69-87 |
| 2/27/32 | H | L | 21-28 | 1/6/70 | A | L | 74-90 |
| 1/15/34 | H | L | 26-27 | 3/9/71 | H | L | 77-81 |
| 2/26/34 | A | L | 25-37 | 2/15/72 | A | W | 84-65 |
| 1/5/35 | H | L | 18-19 | 2/22/72 | H | W | 66-60 |
| 3/4/35 | A | L | 24-43 | 1/22/73 | A | L | 59-66 |
| 1/4/37 | A | L | 30-43 | 2/26/73 | H | W | 71-63 |
| 3/1/37 | H | W | 46-43 | 2/16/74 | A | L | 80-107 |
| 1/15/38 | A | L | 34-40 | 1/11/75 | A | L | 49-88 |
| 2/19/38 | H | L | 39-46 | 2/8/75 | H | L | 64-69 |
| 2/6/39 | A | L | 31-39 | 1/10/76 | A | L | 72-87 |
| 2/18/39 | H | W+ | 32-30 | 2/7/76 | H | L | 74-85 |
| 1/13/40 | A | L | 36-49 | 1/24/77 | A | L | 71-81 |
| 2/24/40 | H | L+ | 45-48 | 2/10/77 | H | W | 76-74 |
| 1/13/41 | H | W+ | 48-42 | 1/12/78 | H | L | 70-79 |
| 2/17/41 | A | W | 43-42 | 2/25/78 | A | L | 78-87 |
| 2/16/42 | A | L | 34-40 | 1/27/79 | A | L | 60-73 |
| 2/27/43 | A | W | 53-45 | 2/3/79 | H | L | 48-54 |
| 2/19/44 | H | L+ | 50-52 | 1/24/80 | H | L+ | 60-73 |
| 1/29/45 | A | L | 34-45 | 2/16/80 | A | L | 61-69 |
| 2/17/45 | H | W | 64-48 | 1/17/81 | H | L | 69-71 |
| 1/12/46 | H | L | 49-53 | 2/26/81 | A | L | 61-72 |
| 1/28/46 | A | L | 46-59 | 1/30/82 | A | L | 67-81 |
| 2/24/47 | A | W | 72-60 | 2/6/82 | H | L | 46-55 |
| 1/19/48 | H | W | 49-44 | 1/6/83 | H | L | 64-80 |
| 2/14/49 | A | L | 48-53 | 3/12/83 | A | L | 64-79 |
| 2/20/50 | H | W | 56-45 | 1/5/84 | A | L | 65-84 |
| 2/12/51 | A | L | 46-62 | 3/6/84 | H | L | 48-61 |
| 3/3/51 | H | L | 61-64 | 1/19/85 | H | L | 68-72 |
| 1/5/52 | H | L | 64-79 | 2/14/85 | A | L | 52-67 |
| 2/11/52 | A | L | 67-78 | 1/19/86 | A | L | 73-100 |
| 12/20/52 | A | L | 59-65 | 2/13/86 | H | L | 78-80 |
| 1/3/53 | H | W | 50-46 | 1/10/87 | H | L | 48-57 |
| 1/2/54 | H | W | 66-57 | 2/5/87 | A | L | 62-70 |
| 2/27/54 | A | L | 66-71 | 2/3/88 | A | L | 62-86 |
| 2/14/55 | A | L | 63-75 | 3/3/88 | H | L | 56-84 |
| 2/28/55 | H | W | 75-73 | 1/14/89 | H | L | 62-68 |
| 1/2/56 | H | L | 66-78 | 3/2/89 | A | L | 60-65 |
| 3/2/57 | A | L | 66-85 | 1/17/90 | H | L | 54-56 |
| 1/18/58 | A | L | 47-62 | 2/17/90 | A | L | 55-62 |
| 2/15/58 | H | L | 76-81 | 1/26/91 | H | W | 66-44 |
| 1/10/59 | A | L | 61-84 | 2/28/91 | A | L | 62-69 |

+ overtime

| | | | |
|----------|----|-----|--------|
| 2/2/92 | H | W | 79-69 |
| 2/29/92 | A | L | 51-61 |
| 1/13/93 | A | L | 60-76 |
| 2/13/93 | H | L++ | 87-90 |
| 1/15/94 | H | W | 75-69 |
| 2/16/94 | A | L | 64-67 |
| 2/26/95 | A | L | 56-66 |
| 2/7/96 | H | W | 42-75% |
| 1/22/97 | A | L | 52-60 |
| 2/15/97 | H | W | 69-52 |
| 1/31/98 | A | L | 59-82 |
| 1/10/99 | H | W | 61-56 |
| 1/15/00 | A | L | 52-63 |
| 1/26/00 | H | W | 55-45 |
| 3/10/00 | UC | W | 78-66 |
| 3/25/00 | AL | W | 64-60 |
| 1/10/01 | A | L | 67-73 |
| 2/7/01 | H | W | 73-54 |
| 1/19/02 | H | W | 77-66 |
| 2/5/03 | A | L | 60-78 |
| 1/14/04 | A | L | 51-53 |
| 2/29/04 | H | W | 82-46 |
| 1/5/05 | A | W | 77-68 |
| 3/5/05 | H | W | 64-52 |
| 2/4/06 | A | L | 62-70 |
| 1/17/07 | H | W | 69-64 |
| 1/26/08 | A | L | 56-60 |
| 2/9/08 | H | L | 67-72 |
| 1/11/09 | A | L | 52-65 |
| 1/27/09 | H | L | 63-64 |
| 1/9/10 | H | W | 73-66 |
| 1/28/10 | A | L | 57-60 |
| 2/1/11 | H | W | 66-59 |
| 2/16/11 | A | L | 62-70 |
| 1/12/12 | A | W | 67-62 |
| 3/3/13 | H | L | 56-69 |
| 1/25/14 | A | W | 72-58 |
| 3/5/14 | H | W | 76-70 |
| 1/7/15 | H | W | 62-55 |
| 3/14/15 | UC | W | 71-51 |
| 12/29/15 | H | L | 55-61 |
| 3/6/16 | A | L | 80-91 |
| 1/8/17 | A | L | 55-66 |
| 1/16/18 | A | L | 50-78 |
| 2/15/18 | H | W | 57-53 |
| 1/11/19 | H | L | 80-84 |
| 1/24/20 | A | L | 51-70 |
| 2/18/20 | H | W | 69-65 |
| 3/2/21 | A | L | 69-73 |
| 1/3/22 | A | W | 74-69 |
| 3/1/22 | H | W | 70-67 |

UC - United Center, Chicago
AL - Albuquerque, N.M.

Rhode Island (3-0)

At Madison: UW leads 2-0
At Kingston: UW leads 1-0
11/28/98 A W 65-59
12/3/99 H W 66-43
12/9/20 H W 73-62

Rice (1-2)

At Madison: Series tied 1-1
At Houston: UW trails 0-1
12/16/57 H W 67-62
12/6/58 A L 37-78
3/17/93 H L 73-77

Richmond (1-1)

Neutral: UW leads 1-0
3/19/04 MI W 76-64
11/25/19 BR L 52-62
MI - Milwaukee, Wis.
BR - Brooklyn, New York

Rider (1-0)

At Madison: UW leads 1-0
12/31/19 H W 65-37

Rutgers (10-4)

At Madison: UW leads 5-1
At Piscataway: Series tied 3-3
Neutral: UW leads 2-0
12/28/49 IC W 68-55
11/29/03 H W 55-43
12/4/04 A W 70-62
1/11/15 A L 62-67
1/2/16 H W 79-57
12/27/16 H W 72-52
1/28/17 NY W+ 61-54
1/5/18 A L 60-64
12/3/18 H W 69-64
12/11/19 A L 65-72
2/23/20 H W 79-71
1/15/21 A W 60-54
2/12/22 H L 65-73
2/26/22 A W 66-61
IC - Iowa City, Iowa
NY - Madison Square Garden, NYC

St. Bonaventure (1-1)

At Madison: UW trails 0-1
At St. Bona.: UW trails 1-0
12/9/95 H L 62-76
12/14/96 A W 77-68

St. Francis Brooklyn (1-0)

At Madison: UW leads 0-1
11/9/21 H W 81-58

St. John's (NY) (4-0)

At Madison: UW leads 1-0
At Jamaica: UW leads 1-0
Neutral: UW leads 2-0
1/26/63 H W 85-52
11/28/78 A W 73-68
3/15/02 DC W 80-70
11/8/13 SF W 86-75
DC - Washington, D.C.
SF - Sioux Falls, S.D.

Saint Louis (3-2)

At Madison: UW leads 2-1
At St. Louis: UW trails 0-1
Neutral: UW leads 2-1
12/19/50 A L+ 48-53
12/17/51 H W 55-54
12/2/78 H W 66-63
3/20/89 H L 68-73
11/26/13 CA W 63-57
CA - Cancun, Mexico

Saint Mary's (2-2)

At Madison: Series tied 1-1
At Neutral: Series tied 1-1
12/4/74 H L 60-62
12/2/76 H W 82-76
11/5/19 SF L+ 63-65
11/24/21 LV W 61-55
SF - Sioux Falls, S.D.
LV - Las Vegas | Maui Invitational

Sam Houston State (1-0)

At Madison: UW leads 1-0
12/13/91 H W 98-75

Samford (1-0)

At Madison: UW leads 1-0
12/29/13 H W 87-51

San Diego (1-0)

Neutral: UW leads 1-0
11/23/08 VI W 64-49
VI - U.S. Virgin Islands

San Francisco State (2-0)

At Madison: UW leads 2-0
12/2/85 H W 90-61
11/29/90 H W 72-53

San Jose State (1-0)

At Madison: UW leads 1-0
1950 H W 75-59

Savannah State (3-0)

At Madison: UW leads 3-0
11/15/07 H W 79-32
12/15/11 H W 66-33
12/13/18 H W 101-60

Siena (1-0)

At Madison: UW leads 1-0
11/15/15 H W 92-65

SIU-Edwardsville (2-0)

At Madison: UW leads 2-0
12/2/72 H W 100-74
11/18/08 H W 88-58

South Carolina (3-0)

At Madison: UW leads 1-0
At Columbia: UW leads 1-0
Neutral: UW leads 1-0
12/17/66 MI W 88-84
11/22/85 A W 68-65
12/4/86 H W 47-45
MI - Milwaukee, Wis.

South Carolina St. (1-0)

At Madison: UW leads 1-0
11/10/17 H W 85-50

South Dakota (1-0)

At Madison: UW leads 1-0
12/4/10 H W 76-61

South Dakota State (1-0)

At Madison: UW leads 1-0
12/12/25 H W 48-9

South Florida (3-1)

At Madison: UW leads 2-0
At Tampa: Series tied 1-1
11/29/86 H W 65-51
11/28/87 A W 58-55
12/11/99 A L 63-66
12/30/00 H W+ 63-61

Southeastern La. (2-0)

At Madison: UW leads 1-0
11/25/91 H W 82-71
11/11/12 H W 87-47

SE Missouri State (1-0)

At Madison: UW leads 1-0
11/25/91 H W 82-71

Southern (1-0)

At Madison: UW leads 1-0
11/19/06 H W 92-39

Southern Illinois (1-3)

At Madison: Series tied 1-1
At Carbondale: UW trails 0-2
12/13/69 H L 69-74
2/9/70 A L 75-86
12/3/83 H W 78-72
12/8/87 A L 76-80

Southern Indiana (0-1)

At Madison: UW trails 0-1
12/8/90 H L 66-78

SMU (4-3)

At Madison: UW trails 1-2
At Dallas: UW leads 2-1
Neutral: UW leads 1-0
12/12/55 H L 62-75
12/8/58 A L 63-81
12/9/67 H W 120-82
12/6/69 A W 78-76
12/28/73 MI W 74-73
12/1/90 A W 65-49
12/3/91 H L 64-66
MI - Milwaukee, Wis.

Stanford (4-6)

At Madison: Series tied 3-3
At Palo Alto: UW trails 0-3
Neutral: UW leads 1-0
1/2/40 H L 26-39
12/30/55 A L 53-65
12/21/59 H W 61-60
12/18/74 H L 67-89
12/29/75 MI W 70-64
12/11/76 A L 66-70
3/18/91 H L 72-80
12/27/93 H W 80-73
12/27/94 A L 78-95
11/21/18 PI W 62-46
MI - Milwaukee, Wis.
PI - Paradise Island, Bahamas

Syracuse (3-2)

At Madison: UW leads 1-0
At Syracuse: Series tied 1-1
Neutral: Series tied 1-1
1/3/27 CL W 31-24
11/13/99 A L 49-68
3/22/12 BO L 63-64
12/2/15 A W+ 66-58
11/29/16 H W 77-60
CL - Cleveland, Ohio
BO - Boston, Mass.

Temple (7-4)

At Madison: UW leads 3-2
At Philadelphia: UW leads 4-2
12/28/67 A L 80-82
12/2/95 H W+ 57-54
12/4/96 A W+ 64-57
12/6/97 H L 49-59
12/9/98 A W 63-56
12/29/99 H W 62-44
12/14/00 A W 66-58
12/3/01 H L++ 67-70
1/2/03 A W 80-67
12/5/15 H W 76-60
12/6/17 A L 55-59

Tennessee (3-2)

At Madison: UW leads 1-0
At Knoxville: Series tied 1-1
Neutral: Series tied 1-1
12/28/81 OR L 67-79
11/21/00 A L 56-66
12/29/01 H W 65-62
11/21/16 HI W 74-62
12/28/19 A W 68-48
OR - Portland, Oregon
HI - Maui, Hawaii

Tennessee Tech (1-0)

At Madison: UW leads 1-0
12/31/90 H W 71-65

Texas (4-2)

At Madison: UW leads 1-1
At Austin: UW leads 2-0
Neutral: Series tied 1-1
12/29/70 MI W 89-73
3/14/97 PI L 58-71
12/15/98 A W 65-62
12/7/99 H W 61-45
12/29/07 A W 67-66
12/23/08 H L 69-74
MI - Milwaukee, Wis.
PI - Pittsburgh, Pa.

+ overtime

Texas A&M (2-0)

At Madison: UW leads 1-0
Neutral: UW leads 1-0
 12/28/84 H W 71-69
 11/22/21 LV W 69-58
 LV - Las Vegas | Maui Invitational

Texas A&M-CC (2-0)

At Madison: UW leads 1-0
Neutral: UW leads 1-0
 3/16/07 UC W 76-63
 12/15/15 H W 64-49
 UC - United Center, Chicago, Ill.

Texas-Arlington (1-0)

At Madison: UW leads 1-0
 12/22/90 H W 105-74

Texas Southern (2-0)

At Madison: UW leads 2-0
 12/22/80 H W 58-49
 12/21/02 H W 81-58

Texas Tech (2-0)

At Madison: UW leads 1-0
At Lubbock: UW leads 1-0
 12/11/93 A W 91-88
 12/3/94 H W 70-65

Toledo (2-1)

At Madison: UW leads 2-0
At Toledo: UW trails 0-1
 11/29/82 H W 79-71
 12/20/83 A L 60-73
 12/9/97 H W 73-68

Tulane (1-3)

At Madison: Series tied 1-1
At New Orleans: UW trails 0-2
 12/21/53 A L+ 55-57
 12/20/54 H L 66-69
 12/19/70 H W 96-77
 12/4/71 A L 70-72

Tulsa (1-0)

Neutral: UW leads 1-0
 3/22/03 SP W 61-60
 SP - Spokane, Wash.

UAB (1-0)

At Neutral: UW leads 1-0
 11/26/14 BA W 72-43
 BA - Paradise Island, Bahamas

UCLA (2-5)

At Madison: Series tied 1-1
At Los Angeles: UW trails 1-2
Neutral: UW trails 0-2
 12/23/48 A W 49-46
 12/30/49 H W 54-52
 12/22/62 H L 63-77
 12/28/66 A L 56-100
 11/25/72 A L 53-94
 11/21/95 HI L 57-68
 11/21/17 KC L 70-72
 HI - Maui, Hawaii
 KC - Kansas City, Mo.

UMASS Lowell (1-0)

At Madison: UW leads 1-0
 12/30/17 H W 82-53

UMKC (1-0)

At Madison: UW leads 1-0
 11/22/11 H W 77-31

UNC Greensboro (1-0)

At Madison: UW leads 1-0
 12/23/04 H W 85-53

UNC Wilmington (2-0)

At Madison: UW leads 2-0
 11/30/96 H W 68-35
 12/12/05 H W 54-51

UNLV (2-4)

At Madison: UW leads 2-0
At Las Vegas: UW trails 0-3
Neutral: UW trails 0-1
 12/28/87 A L 65-102
 11/17/01 A L 69-74
 12/7/02 H W 91-74
 3/18/07 UC L 68-74
 11/20/10 A L 65-68
 12/10/11 H W 62-51
 UC - United Center, Chicago, Ill.

USC (1-2)

At Madison: UW leads 1-0
At Los Angeles: UW trails 0-2
 12/23/46 H W 61-56
 12/21/48 A L 31-36
 12/29/82 A L 76-86

UTEP (1-0)

At Madison: UW leads 1-0
 12/8/62 H W 73-59

Utah (1-1)

At Salt Lake: UW trails 0-1
Neutral: UW leads 1-0
 12/30/57 A L 70-72
 12/28/62 MI W 94-72
 MI - Milwaukee, Wis.

Utah State (1-0)

Neutral: UW leads 1-0
 12/26/69 MI W 81-74
 MI - Milwaukee, Wis.

Valparaiso (3-0)

At Madison: UW leads 3-0
 12/6/94 H W 69-51
 12/14/95 H W 90-73
 12/22/07 H W 68-58

Vanderbilt (1-0)

Neutral: UW leads 1-0
 3/17/12 AB W 60-57
 AB - Albuquerque

VCU (1-0)

Neutral: UW leads 1-0
 11/22/15 NY W 74-73
 NY - Madison Square Garden, New York City

Villanova (1-1)

Neutral: Series tied 1-1
 11/20/95 HI L 58-66
 3/18/17 BU W 65-62
 HI - Maui, Hawaii
 BU - Buffalo, N.Y.

Virginia (2-4)

At Madison: UW trails 0-1
At Charlottesville: Series tied 1-1
Neutral: UW trails 1-2
 12/27/74 MI L 78-86
 11/21/98 AK W 66-56
 11/18/12 H L 54-60
 12/4/13 A W 48-38
 11/27/17 A L 37-49
 11/23/18 PI L 46-53
 MI - Milwaukee, Wis.
 AK - Fairbanks, Alaska
 PI - Paradise Island, Bahamas

Virginia Tech (2-0)

At Blacksburg: UW leads 1-0
Neutral: UW leads 1-0
 12/1/08 A W 74-72
 3/16/17 BU W 84-74
 BU - Buffalo, N.Y.

Wake Forest (0-3)

At Madison: UW trails 0-1
At Wins.-Salem: UW trails 0-2
 11/30/99 A L 48-67
 12/4/02 H L 80-90
 11/29/05 A L 88-91

Washington (1-3)

At Madison: Series tied 1-1
At Seattle: UW trails 0-1
Neutral: UW trails 0-1
 2/9/31 H W 39-9
 12/28/55 A L 53-54
 12/19/58 H L 48-62
 12/17/65 MI L 67-81
 MI - Milwaukee, Wis.

Washington State (4-4)

At Madison: Series tied 2-2
At Pullman: Series tied 1-1
Neutral: Series tied 1-1
 3/29/41 KC W 39-34
 12/30/60 H L 72-78
 11/27/82 H L 64-66
 12/1/84 H W 61-59
 12/9/85 A W 74-68
 1/3/88 H* W 80-65
 12/4/89 A L 52-55
 12/27/91 HI L 51-73
 KC - Kansas City, Mo.
 HI - Honolulu, Hawaii
 * - Dane County Coliseum, Madison

Washington Univ. (3-0)

At Madison: UW leads 2-0
At St. Louis: UW leads 1-0
 12/15/56 H W 41-38
 12/9/57 A W 43-33
 12/11/61 H W 91-63

Weber State (1-1)

Neutral: Series tied 1-1
 11/24/01 HI L 69-73
 3/20/03 SP W 81-74
 HI - Hilo, Hawaii
 SP - Spokane, Wash.

West Virginia (3-1)

At Madison: UW leads 1-0
At Morgantown: UW leads 1-0
Neutral: Series tied 1-1
 12/18/65 MI L 93-101
 12/19/72 H W 77-59
 12/19/73 A W 69-62
 11/27/13 CA W 70-63
 MI - Milwaukee, Wis.
 CA - Orlando, Fla.

Western Carolina (1-0)

At Madison: UW leads 1-0
 12/27/04 H W 89-49

Western Illinois (1-1)

At Madison: Series tied 1-1
 12/7/89 H W 69-42
 11/13/15 H L 67-69

Western Kentucky (2-1)

At Madison: UW leads 1-0
At Bowling Green: UW trails 0-1
Neutral: UW leads 1-0
 11/25/89 SJ W 73-62
 12/13/17 H W 81-80
 12/29/18 A L 76-83
 SJ - San Juan, Puerto Rico

Western Michigan (1-0)

At Madison: UW leads 1-0
 12/6/54 H W 80-68

Winthrop (1-0)

At Madison: UW leads 1-0
 12/4/06 H W+ 82-79

Wofford (3-0)

At Madison: UW leads 2-0
Neutral: UW leads 1-0
 12/3/07 H W 70-43
 3/19/10 OR W 53-49
 11/19/11 H W 69-33
 OR - Orlando, Fla.

Wright State (2-0)

At Madison: UW leads 1-0
At Dayton: UW leads 1-0
 11/26/94 H W 86-63
 12/5/95 A W 94-91

Wyoming (0-1)

Neutral: UW trails 0-1
 12/28/57 NM L 65-93
 NM - Albuquerque, N.M.

Xavier (4-3)

At Madison: Series tied 1-1
At Cincinnati: UW leads 2-1
Neutral: Series tied 1-1
 12/20/38 A W 27-26
 12/2/00 H W 61-46
 12/10/01 A L 48-57
 3/22/09 BO L 49-60
 3/20/16 SL W 66-63
 11/16/17 H L 70-80
 11/13/18 A W 77-68
 BO - Taco Bell Arena, Boise, Idaho
 SL - Scottrade Center, St. Louis, Mo.

Yale (4-1)

At Madison: UW leads 2-0
Neutral: UW leads 2-1
 1/1/02 MI L 20-35
 12/29/56 H W 64-46
 12/29/72 MI W 90-64
 12/30/83 DA W 87-77
 11/12/17 H W 89-61
 MI - Milwaukee, Wis.
 DA - Dayton, Ohio

WISCONSIN VS. THE D-I CONFERENCES

AMERICA EAST (3-0)

| | | |
|---------------|---|---|
| Maine | 1 | 0 |
| New Hampshire | 1 | 0 |
| UMass Lowell | 1 | 0 |

AMERICAN (20-18)

| | | |
|---------------|---|---|
| Cincinnati | 1 | 5 |
| Connecticut | 0 | 1 |
| Houston | 2 | 1 |
| Memphis | 1 | 0 |
| SMU | 4 | 3 |
| South Florida | 3 | 1 |
| Temple | 7 | 4 |
| Tulane | 1 | 3 |
| Tulsa | 1 | 0 |

ATLANTIC 10 (11-8)

| | | |
|-------------------|---|---|
| Davidson | 0 | 2 |
| Dayton | 1 | 0 |
| Duquesne | 0 | 1 |
| Fordham | 1 | 0 |
| George Washington | 0 | 1 |
| Rhode Island | 3 | 0 |
| Richmond | 1 | 1 |
| St. Bonaventure | 1 | 1 |
| Saint Louis | 3 | 2 |
| VCU | 1 | 0 |

ACC (47-45)

| | | |
|--------------------|----|----|
| Boston College | 4 | 2 |
| Duke | 1 | 3 |
| Florida State | 3 | 0 |
| Georgia Tech | 2 | 1 |
| Louisville | 1 | 1 |
| Miami (FL) | 2 | 0 |
| North Carolina | 2 | 3 |
| North Carolina St. | 3 | 1 |
| Notre Dame | 10 | 19 |
| Pittsburgh | 12 | 7 |
| Syracuse | 3 | 2 |
| Virginia | 2 | 4 |
| Virginia Tech | 2 | 0 |
| Wake Forest | 0 | 2 |

ATLANTIC SUN (1-0)

| | | |
|------------------|---|---|
| Central Arkansas | 1 | 0 |
| Kennesaw State | 1 | 0 |

BIG 12 (24-21)

| | | |
|----------------|---|---|
| Baylor | 1 | 2 |
| Iowa State | 3 | 6 |
| Kansas | 1 | 3 |
| Kansas State | 4 | 2 |
| Oklahoma | 6 | 4 |
| Oklahoma State | 0 | 1 |
| Texas | 4 | 2 |
| Texas Tech | 2 | 0 |
| West Virginia | 3 | 1 |

BIG EAST (101-91)

| | | |
|------------|----|----|
| Butler | 17 | 14 |
| Creighton | 1 | 2 |
| DePaul | 1 | 6 |
| Georgetown | 3 | 2 |
| Marquette | 69 | 59 |
| Providence | 1 | 4 |
| St. John's | 4 | 0 |
| Villanova | 1 | 1 |
| Xavier | 4 | 3 |

BIG SKY (10-1)

| | | |
|--------------------|---|---|
| Eastern Washington | 1 | 0 |
| Idaho State | 2 | 0 |
| Montana | 3 | 0 |
| North Dakota | 3 | 0 |
| Weber State | 1 | 1 |

BIG SOUTH (7-0)

| | | |
|---------------------|---|---|
| Charleston Southern | 1 | 0 |
| Coastal Carolina | 3 | 0 |
| Gardner-Webb | 1 | 0 |
| Presbyterian | 1 | 0 |
| Winthrop | 1 | 0 |

BIG TEN (850-875)

| | | |
|----------------|-----|-----|
| Illinois | 90 | 114 |
| Indiana | 79 | 97 |
| Iowa | 86 | 85 |
| Maryland | 12 | 7 |
| Michigan | 77 | 94 |
| Michigan State | 67 | 85 |
| Minnesota | 105 | 104 |
| Nebraska | 21 | 15 |
| Northwestern | 122 | 65 |
| Ohio State | 76 | 94 |
| Penn State | 42 | 11 |
| Purdue | 74 | 111 |
| Rutgers | 10 | 4 |

BIG WEST (6-1)

| | | |
|---------------------|---|---|
| Cal Poly | 1 | 0 |
| Cal State Fullerton | 1 | 0 |
| Hawaii | 1 | 1 |
| Long Beach State | 1 | 0 |
| UC Davis | 1 | 0 |
| UC Santa Barbara | 1 | 0 |

COLONIAL (2-0)

| | | |
|----------------|---|---|
| Charleston | 1 | 0 |
| UNC-Wilmington | 2 | 0 |

CONFERENCE USA (9-4)

| | | |
|-----------------------|---|---|
| Charlotte | 1 | 0 |
| Florida International | 1 | 0 |
| Louisiana Tech | 1 | 0 |
| Marshall | 0 | 1 |
| Old Dominion | 1 | 0 |
| Rice | 1 | 2 |
| UAB | 1 | 0 |
| UTEP | 1 | 0 |
| Western Kentucky | 2 | 1 |

HORIZON (71-4)

| | | |
|-------------------|----|---|
| Cleveland State | 1 | 0 |
| Detroit | 3 | 0 |
| Green Bay | 26 | 1 |
| Illinois-Chicago | 1 | 1 |
| Milwaukee | 33 | 2 |
| Northern Kentucky | 1 | 0 |
| Oakland | 1 | 0 |
| Valparaiso | 3 | 0 |
| Wright State | 2 | 0 |

IVY LEAGUE (19-7)

| | | |
|--------------|---|---|
| Brown | 2 | 0 |
| Columbia | 0 | 2 |
| Cornell | 1 | 1 |
| Dartmouth | 3 | 1 |
| Harvard | 1 | 0 |
| Pennsylvania | 6 | 0 |
| Stanford | 2 | 2 |
| Yale | 4 | 1 |

METRO ATLANTIC (9-1)

| | | |
|-----------|---|---|
| Canisius | 1 | 1 |
| Fairfield | 1 | 0 |
| Iona | 1 | 0 |
| Manhattan | 3 | 0 |
| Monmouth | 1 | 0 |
| Rider | 1 | 0 |
| Siena | 1 | 0 |

MID-AMERICAN (41-12)

| | | |
|-------------------|----|---|
| Ball State | 6 | 2 |
| Bowling Green | 3 | 1 |
| Buffalo | 1 | 0 |
| Central Michigan | 3 | 2 |
| Eastern Michigan | 3 | 2 |
| Kent State | 1 | 0 |
| Miami (OH) | 1 | 0 |
| Northern Illinois | 11 | 2 |
| Ohio | 9 | 2 |
| Toledo | 2 | 1 |
| Western Michigan | 1 | 0 |

MID-EASTERN (17-0)

| | | |
|--------------------|---|---|
| Bethune-Cookman | 1 | 0 |
| Coppin State | 4 | 0 |
| Delaware State | 1 | 0 |
| Florida A&M | 3 | 0 |
| Howard | 1 | 0 |
| Morgan State | 2 | 0 |
| Norfolk State | 1 | 0 |
| Savannah State | 3 | 0 |
| South Carolina St. | 1 | 0 |

MISSOURI VALLEY (21-16)

| | | |
|-------------------|----|---|
| Bradley | 3 | 2 |
| Illinois State | 3 | 1 |
| Indiana State | 0 | 1 |
| Loyola (IL) | 10 | 6 |
| Missouri State | 0 | 2 |
| Northern Iowa | 4 | 1 |
| Southern Illinois | 1 | 3 |

MOUNTAIN WEST (15-7)

| | | |
|----------------|---|---|
| Air Force | 2 | 0 |
| Boise State | 1 | 0 |
| Fresno State | 3 | 1 |
| Nevada | 3 | 0 |
| New Mexico | 2 | 1 |
| San Jose State | 1 | 0 |
| UNLV | 2 | 4 |
| Utah State | 1 | 0 |
| Wyoming | 0 | 1 |

NORTHEAST (3-0)

| | | |
|----------------------|---|---|
| Central Conn. State | 1 | 0 |
| LIU Brooklyn | 1 | 0 |
| St. Francis Brooklyn | 1 | 0 |

OHIO VALLEY (14-1)

| | | |
|------------------|---|---|
| Belmont | 1 | 0 |
| Eastern Illinois | 7 | 1 |
| Eastern Kentucky | 2 | 0 |
| SIU-Edwardsville | 2 | 0 |
| SE Missouri St. | 1 | 0 |
| Tennessee Tech | 1 | 0 |

PAC-12 (29-33)

| | | |
|------------------|---|---|
| Arizona | 5 | 2 |
| California | 4 | 5 |
| Colorado | 1 | 0 |
| Oregon | 5 | 3 |
| Oregon State | 1 | 2 |
| Stanford | 4 | 6 |
| UCLA | 2 | 5 |
| USC | 1 | 2 |
| Utah | 1 | 1 |
| Washington | 1 | 3 |
| Washington State | 4 | 4 |

PATRIOT (7-0)

| | | |
|----------|---|---|
| American | 1 | 0 |
| Army | 1 | 0 |
| Bucknell | 1 | 0 |
| Colgate | 2 | 0 |
| Navy | 2 | 0 |

SEC (29-19)

| | | |
|----------------|---|---|
| Alabama | 1 | 3 |
| Arkansas | 1 | 0 |
| Auburn | 1 | 0 |
| Florida | 2 | 3 |
| Georgia | 2 | 2 |
| Kentucky | 2 | 4 |
| LSU | 4 | 0 |
| Missouri | 7 | 4 |
| Ole Miss | 0 | 1 |
| South Carolina | 3 | 0 |
| Tennessee | 3 | 2 |
| Texas A&M | 2 | 0 |
| Vanderbilt | 1 | 0 |

SOUTHERN (10-0)

| | | |
|----------------------|---|---|
| Chattanooga | 1 | 0 |
| East Tennessee State | 1 | 0 |
| Furman | 1 | 0 |
| Mercer | 1 | 0 |
| Samford | 1 | 0 |
| UNC Greensboro | 1 | 0 |
| Western Carolina | 1 | 0 |
| Wofford | 3 | 0 |

SOUTHLAND (10-0)

| | | |
|-------------------|---|---|
| Houston Baptist | 1 | 0 |
| Nicholls | 2 | 0 |
| McNeese State | 1 | 0 |
| New Orleans | 1 | 0 |
| Sam Houston State | 1 | 0 |
| Southeastern La. | 2 | 0 |
| Texas A&M-CC | 2 | 0 |

SWAC (14-0)

| | | |
|---------------------|---|---|
| Alcorn State | 1 | 0 |
| Ark.-Pine Bluff | 1 | 0 |
| Grambling State | 3 | 0 |
| Miss. Valley State | 2 | 0 |
| Prairie View A&M | 4 | 0 |
| Southern University | 1 | 0 |
| Texas Southern | 2 | 0 |

SUMMIT LEAGUE (10-5)

| | | |
|--------------------|---|---|
| Denver | 2 | 0 |
| IPFW | 2 | 0 |
| North Dakota State | 0 | 2 |
| Omaha | 2 | 0 |
| Oral Roberts | 1 | 2 |
| South Dakota | 1 | 0 |
| South Dakota State | 1 | 0 |
| Western Illinois | 1 | 1 |

SUN BELT (2-1)

| | | |
|-----------------|---|---|
| Arkansas State | 1 | 0 |
| Georgia State | 0 | 1 |
| Texas-Arlington | 1 | 0 |

WEST COAST (15-7)

| | | |
|------------------|---|---|
| BYU | 2 | 0 |
| Gonzaga | 2 | 1 |
| Loyola Marymount | 2 | 0 |
| Pacific | 2 | 1 |
| Pepperdine | 2 | 2 |
| Portland | 2 | 1 |
| Saint Mary's | 2 | 2 |
| San Diego | 1 | 0 |

WAC (4-1)

| | | |
|------------------|---|---|
| Chicago State | 3 | 0 |
| UMKC | 1 | 0 |
| New Mexico State | 0 | 1 |

SEASON STATISTICS SINCE 1967-68

1967-68 (13-11, 7-7)

| Name | GP-GS | MIN | FG-FGA | FG% | 3FG-FGA | 3FG% | FT-FTA | FT% | Reb. | PF-D | A | TO | BLK | STL | PTS-AVG |
|-------------|-------|-----|----------|-------|---------|------|---------|------|------|--------|----|----|-----|-----|-----------|
| Franklin | 24 | -- | 202-402 | .502 | -- | -- | 140-210 | .667 | 334 | 61-2 | -- | -- | -- | -- | 544-22.7 |
| J. Johnson | 24 | -- | 155-355 | .437 | -- | -- | 95-130 | .731 | 191 | 49-0 | -- | -- | -- | -- | 405-16.9 |
| Nagle | 24 | -- | 146-312 | .468 | -- | -- | 48-70 | .686 | 106 | 53-2 | -- | -- | -- | -- | 340-14.2 |
| Carlin | 22 | -- | 85-195 | .436 | -- | -- | 56-70 | .800 | 54 | 64-4 | -- | -- | -- | -- | 226-9.4 |
| Schell | 16 | -- | 30-66 | .455 | -- | -- | 20-31 | .645 | 42 | 34-2 | -- | -- | -- | -- | 80-5.0 |
| Mitchell | 23 | -- | 25-72 | .347 | -- | -- | 13-20 | .650 | 35 | 42-0 | -- | -- | -- | -- | 63-2.7 |
| Reddick | 11 | -- | 27-76 | .355 | -- | -- | 17-34 | .500 | 31 | 20-0 | -- | -- | -- | -- | 71-6.5 |
| McCallum | 19 | -- | 24-68 | .353 | -- | -- | 11-12 | .917 | 20 | 23-0 | -- | -- | -- | -- | 59-3.1 |
| Zink | 18 | -- | 17-37 | .459 | -- | -- | 12-23 | .522 | 57 | 25-1 | -- | -- | -- | -- | 46-2.6 |
| Voigt | 15 | -- | 18-45 | .400 | -- | -- | 4-8 | .500 | 29 | 22-0 | -- | -- | -- | -- | 40-2.7 |
| Burlington | 10 | -- | 10-34 | .294 | -- | -- | 0-2 | .000 | 7 | 6-0 | -- | -- | -- | -- | 20-2.0 |
| Hendrickson | 10 | -- | 7-13 | .538 | -- | -- | 4-17 | .235 | 23 | 17-0 | -- | -- | -- | -- | 18-1.8 |
| R. Johnson | 4 | -- | 3-8 | .375 | -- | -- | 2-4 | .500 | 9 | 1-0 | -- | -- | -- | -- | 8-2.0 |
| Black | 4 | -- | 1-1 | 1.000 | -- | -- | 0-0 | -- | 0 | 2-0 | -- | -- | -- | -- | 2-0.5 |
| Drayton | 2 | -- | 0-2 | .000 | -- | -- | 0-0 | -- | 1 | 0-0 | -- | -- | -- | -- | 0-0.0 |
| Henry | 1 | -- | 0-1 | .000 | -- | -- | 0-0 | -- | 1 | 0-0 | -- | -- | -- | -- | 0-0.0 |
| UW | 24 | -- | 750-1687 | .445 | -- | -- | 422-632 | .668 | 1136 | 420-11 | -- | -- | -- | -- | 1922-80.1 |
| Opp. | 24 | -- | 732-1702 | .430 | -- | -- | 411-563 | .730 | 1085 | 472-26 | -- | -- | -- | -- | 1875-78.1 |

1968-69 (11-13, 5-9)

| Name | GP-GS | MIN | FG-FGA | FG% | 3FG-FGA | 3FG% | FT-FTA | FT% | Reb. | PF-D | A | TO | BLK | STL | PTS-AVG |
|------------|-------|-----|----------|------|---------|------|---------|------|------|--------|----|----|-----|-----|-----------|
| J. Johnson | 24 | -- | 164-401 | .409 | -- | -- | 134-192 | .698 | 210 | 63-3 | -- | -- | -- | -- | 462-19.2 |
| Sherrrod | 24 | -- | 104-273 | .381 | -- | -- | 92-120 | .767 | 161 | 86-5 | -- | -- | -- | -- | 300-12.5 |
| Nagle | 24 | -- | 104-259 | .402 | -- | -- | 53-63 | .841 | 102 | 57-2 | -- | -- | -- | -- | 261-10.9 |
| Henry | 20 | -- | 64-134 | .478 | -- | -- | 39-58 | .672 | 100 | 49-4 | -- | -- | -- | -- | 167-8.4 |
| Mayberry | 22 | -- | 54-139 | .388 | -- | -- | 31-63 | .492 | 125 | 51-3 | -- | -- | -- | -- | 139-6.3 |
| Burlington | 20 | -- | 49-123 | .398 | -- | -- | 15-23 | .652 | 34 | 42-2 | -- | -- | -- | -- | 113-5.7 |
| Voigt | 16 | -- | 26-69 | .377 | -- | -- | 10-21 | .476 | 48 | 29-1 | -- | -- | -- | -- | 62-3.9 |
| Mitchell | 23 | -- | 19-52 | .365 | -- | -- | 22-33 | .667 | 32 | 41-2 | -- | -- | -- | -- | 60-2.6 |
| Schell | 20 | -- | 17-63 | .270 | -- | -- | 24-31 | .774 | 32 | 42-1 | -- | -- | -- | -- | 58-2.9 |
| Reddick | 8 | -- | 14-39 | .359 | -- | -- | 1-2 | .500 | 12 | 18-1 | -- | -- | -- | -- | 29-3.6 |
| Conlon | 8 | -- | 10-17 | .588 | -- | -- | 2-4 | .500 | 4 | 6-0 | -- | -- | -- | -- | 22-2.8 |
| Zink | 11 | -- | 6-14 | .429 | -- | -- | 1-4 | .250 | 27 | 7-0 | -- | -- | -- | -- | 13-1.2 |
| Drayton | 4 | -- | 2-4 | .500 | -- | -- | 0-2 | .000 | 4 | 1-0 | -- | -- | -- | -- | 4-1.0 |
| Manwaring | 1 | -- | 0-3 | .000 | -- | -- | 0-0 | -- | 0 | 0-0 | -- | -- | -- | -- | 0-0.0 |
| Foote | 1 | -- | 0-0 | -- | -- | -- | 0-0 | -- | 2 | 1-0 | -- | -- | -- | -- | 0-0.0 |
| DeCremer | 3 | -- | 0-0 | -- | -- | -- | 0-0 | -- | 1 | 2-0 | -- | -- | -- | -- | 0-0.0 |
| Richgels | 1 | -- | 0-0 | -- | -- | -- | 0-0 | -- | 0 | 0-0 | -- | -- | -- | -- | 0-0.0 |
| UW | 24 | -- | 633-1591 | .398 | -- | -- | 424-617 | .687 | 1091 | 499-25 | -- | -- | -- | -- | 1690-70.4 |
| Opp. | 24 | -- | 608-1461 | .416 | -- | -- | 476-688 | .692 | 1079 | 464-17 | -- | -- | -- | -- | 1692-70.5 |

1969-70 (10-14, 5-9)

| Name | GP-GS | MIN | FG-FGA | FG% | 3FG-FGA | 3FG% | FT-FTA | FT% | Reb. | PF-D | A | TO | BLK | STL | PTS-AVG |
|-------------|-------|-----|----------|------|---------|------|---------|------|------|--------|----|----|-----|-----|-----------|
| Sherrrod | 24 | -- | 185-438 | .420 | -- | -- | 168-202 | .832 | 174 | 94-6 | -- | -- | -- | -- | 538-22.4 |
| Henry | 24 | -- | 152-321 | .474 | -- | -- | 57-82 | .695 | 265 | 77-5 | -- | -- | -- | -- | 361-15.0 |
| Oler | 24 | -- | 96-204 | .471 | -- | -- | 35-49 | .714 | 117 | 63-3 | -- | -- | -- | -- | 227-9.5 |
| Adams | 17 | -- | 71-211 | .336 | -- | -- | 45-75 | .600 | 110 | 45-3 | -- | -- | -- | -- | 187-11.0 |
| Frasor | 22 | -- | 47-119 | .395 | -- | -- | 35-56 | .625 | 66 | 68-6 | -- | -- | -- | -- | 129-5.9 |
| Conlon | 19 | -- | 37-84 | .440 | -- | -- | 27-39 | .692 | 38 | 43-1 | -- | -- | -- | -- | 101-5.3 |
| Mayberry | 19 | -- | 38-106 | .358 | -- | -- | 22-41 | .536 | 101 | 30-1 | -- | -- | -- | -- | 98-5.2 |
| Barao | 18 | -- | 33-93 | .355 | -- | -- | 12-25 | .480 | 30 | 29-1 | -- | -- | -- | -- | 78-4.6 |
| Zink | 16 | -- | 19-43 | .442 | -- | -- | 15-19 | .789 | 54 | 22-1 | -- | -- | -- | -- | 53-3.3 |
| DeCremer | 11 | -- | 18-33 | .545 | -- | -- | 8-12 | .667 | 35 | 11-0 | -- | -- | -- | -- | 44-4.0 |
| Hendrickson | 4 | -- | 6-8 | .750 | -- | -- | 5-8 | .625 | 3 | 9-1 | -- | -- | -- | -- | 17-4.3 |
| Drayton | 3 | -- | 4-6 | .667 | -- | -- | 0-0 | --- | 1 | 1-0 | -- | -- | -- | -- | 8-2.7 |
| Manwaring | 1 | -- | 1-3 | .333 | -- | -- | 0-0 | --- | 1 | 1-0 | -- | -- | -- | -- | 2-2.0 |
| Uphoff | 6 | -- | 0-5 | .000 | -- | -- | 0-1 | .000 | 5 | 1-0 | -- | -- | -- | -- | 0-0.0 |
| Richgels | 1 | -- | 0-1 | .000 | -- | -- | 0-0 | --- | 2 | 1-0 | -- | -- | -- | -- | 0-0.0 |
| Foote | 1 | -- | 0-0 | --- | -- | -- | 0-0 | --- | 0 | 0-0 | -- | -- | -- | -- | 0-0.0 |
| UW | 24 | -- | 707-1672 | .423 | -- | -- | 429-609 | .704 | 1142 | 503-28 | -- | -- | -- | -- | 1843-76.8 |
| Opp. | 24 | -- | 727-1669 | .436 | -- | -- | 483-687 | .703 | 1118 | 462-13 | -- | -- | -- | -- | 1937-80.7 |

1970-71 (9-15, 4-10)

| Name | GP-GS | MIN | FG-FGA | FG% | 3FG-FGA | 3FG% | FT-FTA | FT% | Reb. | PF-D | A | TO | BLK | STL | PTS-AVG |
|------------|-------|-----|----------|------|---------|------|---------|------|------|------|----|----|-----|-----|-----------|
| Sherrrod | 24 | -- | 211-519 | .407 | -- | -- | 148-200 | .740 | 183 | -- | -- | -- | -- | -- | 570-23.8 |
| Howard | 23 | -- | 133-290 | .455 | -- | -- | 90-130 | .692 | 195 | -- | -- | -- | -- | -- | 356-14.8 |
| Richgels | 24 | -- | 126-264 | .477 | -- | -- | 39-74 | .527 | 254 | -- | -- | -- | -- | -- | 291-12.1 |
| Watson | 24 | -- | 120-311 | .386 | -- | -- | 48-64 | .750 | 200 | -- | -- | -- | -- | -- | 288-12.0 |
| Oler | 22 | -- | 58-127 | .457 | -- | -- | 49-59 | .831 | 69 | -- | -- | -- | -- | -- | 165-7.5 |
| Frasor | 24 | -- | 60-129 | .465 | -- | -- | 43-57 | .754 | 73 | -- | -- | -- | -- | -- | 163-6.8 |
| Conlon | 21 | -- | 50-95 | .526 | -- | -- | 25-36 | .694 | 36 | -- | -- | -- | -- | -- | 125-6.0 |
| DeCremer | 16 | -- | 23-47 | .489 | -- | -- | 8-15 | .633 | 40 | -- | -- | -- | -- | -- | 54-3.4 |
| Uphoff | 7 | -- | 3-15 | .200 | -- | -- | 9-12 | .750 | 7 | -- | -- | -- | -- | -- | 15-2.1 |
| Manwaring | 4 | -- | 4-14 | .286 | -- | -- | 2-6 | .333 | 7 | -- | -- | -- | -- | -- | 10-2.5 |
| Baumgarten | 3 | -- | 3-8 | .375 | -- | -- | 0-0 | -- | 3 | -- | -- | -- | -- | -- | 6-2.0 |
| Hornsby | 4 | -- | 1-4 | .250 | -- | -- | 0-2 | .000 | 11 | -- | -- | -- | -- | -- | 2-0.5 |
| Rohan | 5 | -- | 0-8 | .000 | -- | -- | 2-3 | .667 | 10 | -- | -- | -- | -- | -- | 2-0.4 |
| Cannon | 3 | -- | 0-0 | --- | -- | -- | 0-0 | -- | 0 | -- | -- | -- | -- | -- | 0-0.0 |
| UW | 24 | -- | 792-1831 | .433 | -- | -- | 463-658 | .704 | 1268 | -- | -- | -- | -- | -- | 2047-86.3 |
| Opp. | 24 | -- | 805-1820 | .442 | -- | -- | 417-600 | .695 | 1164 | -- | -- | -- | -- | -- | 2027-84.5 |

1971-72 (13-11, 6-8)

| Name | GP-GS | MIN | FG-FGA | FG% | 3FG-FGA | 3FG% | FT-FTA | FT% | Reb. | PF-D | A | TO | BLK | STL | PTS-AVG |
|------------|-------|-----|----------|------|---------|------|---------|-------|------|--------|----|----|-----|-----|-----------|
| Howard | 23 | -- | 143-346 | .413 | -- | -- | 92-136 | .676 | 179 | 64-3 | -- | -- | -- | -- | 378-16.4 |
| Oler | 24 | -- | 114-247 | .461 | -- | -- | 84-106 | .792 | 122 | 72-3 | -- | -- | -- | -- | 312-12.6 |
| Hughes, Ki | 24 | -- | 113-242 | .467 | -- | -- | 55-92 | .598 | 239 | 74-3 | -- | -- | -- | -- | 281-11.7 |
| Frasor | 24 | -- | 92-202 | .455 | -- | -- | 66-94 | .702 | 71 | 85-8 | -- | -- | -- | -- | 250-10.4 |
| Watson | 13 | -- | 85-195 | .436 | -- | -- | 20-29 | .690 | 95 | 35-1 | -- | -- | -- | -- | 190-14.6 |
| Hughes, Ke | 21 | -- | 54-120 | .450 | -- | -- | 42-55 | .764 | 91 | 24-1 | -- | -- | -- | -- | 150-7.1 |
| Anderson | 18 | -- | 58-139 | .417 | -- | -- | 16-26 | .615 | 78 | 44-1 | -- | -- | -- | -- | 132-7.3 |
| Weaver | 23 | -- | 56-131 | .427 | -- | -- | 24-38 | .632 | 41 | 61-2 | -- | -- | -- | -- | 136-5.9 |
| Uphoff | 16 | -- | 19-43 | .442 | -- | -- | 14-17 | .824 | 12 | 14-1 | -- | -- | -- | -- | 52-3.3 |
| Manwaring | 8 | -- | 5-19 | .263 | -- | -- | 5-9 | .556 | 16 | 7-0 | -- | -- | -- | -- | 15-1.9 |
| Wilhelm | 10 | -- | 4-9 | .444 | -- | -- | 1-2 | .500 | 4 | 2-0 | -- | -- | -- | -- | 9-0.9 |
| Rohan | 9 | -- | 3-10 | .300 | -- | -- | 1-1 | 1.000 | 11 | 4-0 | -- | -- | -- | -- | 7-0.8 |
| Baumgarten | 5 | -- | 1-3 | .333 | -- | -- | 3-4 | .750 | 3 | 1-0 | -- | -- | -- | -- | 5-1.0 |
| Cannon | 4 | -- | 0-1 | .00 | -- | -- | 2-2 | 1.000 | 0 | 1-0 | -- | -- | -- | -- | 2-0.5 |
| Mathison | 4 | -- | 0-3 | .00 | -- | -- | 2-2 | 1.000 | 2 | 3-0 | -- | -- | -- | -- | 2-0.5 |
| Pollnow | 8 | -- | 0-4 | .00 | -- | -- | 0-0 | .000 | 2 | 1-0 | -- | -- | -- | -- | 0-0.0 |
| UW | 24 | -- | 747-1714 | .436 | -- | -- | 427-613 | .697 | 1160 | 492-23 | -- | -- | -- | -- | 1921-80.0 |
| Opp. | 24 | -- | 664-1514 | .439 | -- | -- | 446-685 | .651 | 630 | 300-17 | -- | -- | -- | -- | 1086-77.6 |

1972-73 (11-13, 5-9)

| Name | GP-GS | MIN | FG-FGA | FG% | 3FG-FGA | 3FG% | FT-FTA | FT% | Reb. | PF-D | A | TO | BLK | STL | PTS-AVG |
|------------|-------|-----|----------|------|---------|------|---------|-------|------|--------|----|----|-----|-----|-----------|
| Howard | 24 | -- | 157-353 | .445 | -- | -- | 117-157 | .745 | 155 | 57-2 | -- | -- | -- | -- | 431-18.0 |
| Hughes, Ki | 24 | -- | 144-291 | .495 | -- | -- | 43-84 | .512 | 301 | 74-4 | -- | -- | -- | -- | 331-13.8 |
| Hughes, Ke | 24 | -- | 131-275 | .476 | -- | -- | 51-66 | .773 | 228 | 63-1 | -- | -- | -- | -- | 313-13.1 |
| Anderson | 24 | -- | 95-230 | .413 | -- | -- | 25-38 | .658 | 108 | 70-3 | -- | -- | -- | -- | 215-9.0 |
| McCoy | 24 | -- | 81-185 | .438 | -- | -- | 26-45 | .578 | 101 | 43-0 | -- | -- | -- | -- | 188-7.8 |
| Weaver | 21 | -- | 55-156 | .352 | -- | -- | 24-36 | .667 | 57 | 63-6 | -- | -- | -- | -- | 134-6.4 |
| McCauley | 19 | -- | 41-78 | .526 | -- | -- | 17-24 | .708 | 26 | 21-0 | -- | -- | -- | -- | 99-5.2 |
| Paterick | 16 | -- | 11-49 | .224 | -- | -- | 4-8 | .500 | 10 | 23-0 | -- | -- | -- | -- | 26-1.6 |
| Luchsinger | 14 | -- | 4-18 | .222 | -- | -- | 6-9 | .667 | 10 | 22-1 | -- | -- | -- | -- | 14-1.0 |
| Grimes | 4 | -- | 6-22 | .273 | -- | -- | 2-3 | .667 | 20 | 8-0 | -- | -- | -- | -- | 14-3.5 |
| Watson | 2 | -- | 5-24 | .208 | -- | -- | 2-5 | .400 | 8 | 4-0 | -- | -- | -- | -- | 12-6.0 |
| Koehler | 7 | -- | 4-11 | .364 | -- | -- | 3-6 | .500 | 9 | 11-0 | -- | -- | -- | -- | 11-1.6 |
| Rohan | 9 | -- | 4-15 | .267 | -- | -- | 3-3 | 1.000 | 11 | 7-0 | -- | -- | -- | -- | 11-1.2 |
| Wilhelm | 8 | -- | 2-10 | .200 | -- | -- | 2-3 | .667 | 9 | 2-0 | -- | -- | -- | -- | 6-0.8 |
| Piacenza | 7 | -- | 0-7 | .00 | -- | -- | 1-2 | .00 | 7 | 6-0 | -- | -- | -- | -- | 1-0.1 |
| Pollnow | 3 | -- | 0-1 | .00 | -- | -- | 0-0 | .000 | 1 | 1-0 | -- | -- | -- | -- | 0-0.0 |
| Mathison | 1 | -- | 0-0 | -- | -- | -- | 0-0 | .000 | 0 | 0-0 | -- | -- | -- | -- | 0-0.0 |
| UW | 24 | -- | 740-1725 | .429 | -- | -- | 326-487 | .669 | 1245 | 474-17 | -- | -- | -- | -- | 1806-75.3 |
| Opp. | 24 | -- | 732-1809 | .405 | -- | -- | 332-494 | .672 | 1140 | 490-25 | -- | -- | -- | -- | 1796-74.8 |

1973-74 (16-8, 8-6)

| Name | GP-GS | MIN | FG-FGA | FG% | 3FG-FGA | 3FG% | FT-FTA | FT% | Reb. | PF-D | A | TO | BLK | STL | PTS-AVG |
|------------|-------|-----|----------|------|---------|------|---------|-------|------|--------|-----|----|-----|-----|-----------|
| Hughes, Ki | 24 | -- | 155-337 | .455 | -- | -- | 57-92 | .620 | 266 | 68-2 | 45 | -- | -- | -- | 367-15.3 |
| Anderson | 24 | -- | 142-286 | .493 | -- | -- | 41-52 | .788 | 91 | 69-3 | 47 | -- | -- | -- | 325-13.5 |
| Koehler | 24 | -- | 129-273 | .473 | -- | -- | 44-73 | .603 | 195 | 63-1 | 39 | -- | -- | -- | 302-12.6 |
| Hughes, Ke | 24 | -- | 115-247 | .465 | -- | -- | 25-32 | .781 | 221 | 44-0 | 55 | -- | -- | -- | 255-10.6 |
| McCoy | 24 | -- | 79-193 | .409 | -- | -- | 41-49 | .837 | 93 | 51-1 | 74 | -- | -- | -- | 199-8.3 |
| Weaver | 24 | -- | 77-191 | .403 | -- | -- | 22-33 | .667 | 56 | 82-6 | 68 | -- | -- | -- | 176-7.3 |
| Piacenza | 20 | -- | 26-55 | .473 | -- | -- | 15-24 | .625 | 39 | 23-0 | 15 | -- | -- | -- | 67-3.4 |
| McCauley | 17 | -- | 22-55 | .400 | -- | -- | 23-31 | .742 | 21 | 12-0 | 14 | -- | -- | -- | 67-3.9 |
| Luchsinger | 9 | -- | 8-10 | .800 | -- | -- | 6-7 | .857 | 3 | 4-0 | 7 | -- | -- | -- | 22-2.4 |
| Wilhelm | 11 | -- | 4-10 | .400 | -- | -- | 5-5 | 1.000 | 8 | 1-0 | 3 | -- | -- | -- | 13-1.2 |
| Czajkowski | 8 | -- | 3-7 | .429 | -- | -- | 4-4 | 1.000 | 2 | 5-0 | 2 | -- | -- | -- | 10-1.3 |
| Brey | 8 | -- | 3-4 | .750 | -- | -- | 2-4 | .500 | 11 | 4-0 | 2 | -- | -- | -- | 8-1.0 |
| Lotzer | 9 | -- | 1-3 | .333 | -- | -- | 6-6 | 1.000 | 1 | 4-0 | 4 | -- | -- | -- | 8-0.9 |
| Argardy | 3 | -- | 1-6 | .167 | -- | -- | 4-10 | .400 | 11 | 2-0 | 0 | -- | -- | -- | 6-2.0 |
| Smith | 3 | -- | 1-3 | .333 | -- | -- | 0-0 | -- | 1 | 1-0 | 1 | -- | -- | -- | 2-1.0 |
| Faurote | 1 | -- | 0-0 | -- | -- | -- | 0-0 | -- | 0 | 0-0 | 0 | -- | -- | -- | 0-0.0 |
| UW | 24 | -- | 766-1680 | .456 | -- | -- | 295-422 | .699 | 1169 | 429-13 | 378 | -- | -- | -- | 1827-76.1 |
| Opp. | 24 | -- | 653-1574 | .415 | -- | -- | 270-391 | .690 | 914 | 465-18 | 277 | -- | -- | -- | 1576-65.7 |

1974-75 (8-18, 5-13)

| Name | GP-GS | MIN | FG-FGA | FG% | 3FG-FGA | 3FG% | FT-FTA | FT% | Reb. | PF-D | A | TO | BLK | STL | PTS-AVG |
|------------|-------|-----|----------|------|---------|------|---------|------|------|--------|-----|----|-----|-----|-----------|
| Koehler | 21 | -- | 155-307 | .505 | -- | -- | 72-109 | .661 | 213 | 73-1 | 33 | -- | -- | -- | 382-18.2 |
| McCauley | 25 | -- | 160-348 | .460 | -- | -- | 98-125 | .784 | 80 | 45-0 | 88 | -- | -- | -- | 418-16.7 |
| McCoy | 26 | -- | 146-361 | .404 | -- | -- | 49-72 | .681 | 185 | 76-4 | 40 | -- | -- | -- | 341-13.1 |
| Luchsinger | 23 | -- | 70-163 | .429 | -- | -- | 17-25 | .680 | 57 | 48-1 | 27 | -- | -- | -- | 157-6.8 |
| Colbert | 26 | -- | 54-146 | .370 | -- | -- | 19-28 | .679 | 41 | 31-0 | 80 | -- | -- | -- | 127-4.9 |
| Peterick | 26 | -- | 50-127 | .394 | -- | -- | 21-30 | .700 | 30 | 53-1 | 67 | -- | -- | -- | 121-4.7 |
| Pearson | 24 | -- | 31-87 | .356 | -- | -- | 25-38 | .658 | 102 | 52-1 | 26 | -- | -- | -- | 87-3.6 |
| Johnson | 22 | -- | 33-86 | .384 | -- | -- | 16-25 | .640 | 76 | 50-3 | 10 | -- | -- | -- | 82-3.7 |
| Falk | 21 | -- | 30-79 | .380 | -- | -- | 6-7 | .857 | 20 | 23-0 | 32 | -- | -- | -- | 66-3.1 |
| Brey | 20 | -- | 17-61 | .279 | -- | -- | 5-11 | .455 | 71 | 39-2 | 20 | -- | -- | -- | 39-1.9 |
| Hardy | 15 | -- | 10-40 | .250 | -- | -- | 5-9 | .556 | 35 | 24-0 | 0 | -- | -- | -- | 25-1.7 |
| Czajkowski | 5 | -- | 3-4 | .750 | -- | -- | 0-0 | .000 | 3 | 2-0 | 2 | -- | -- | -- | 6-1.2 |
| Smith | 6 | -- | 0-5 | .000 | -- | -- | 2-3 | .667 | 3 | 4-0 | 3 | -- | -- | -- | 2-0.3 |
| Lotzer | 4 | -- | 0-4 | .000 | -- | -- | 0-0 | .000 | 0 | 0-0 | 1 | -- | -- | -- | 0-0.0 |
| Faurote | 2 | -- | 0-0 | .000 | -- | -- | 0-0 | .000 | 0 | 0-0 | 0 | -- | -- | -- | 0-0.0 |
| Anderson | 2 | -- | 0-0 | .000 | -- | -- | 0-0 | .000 | 0 | 0-0 | 1 | -- | -- | -- | 0-0.0 |
| UW | 26 | -- | 759-1818 | .417 | -- | -- | 335-482 | .695 | 1104 | 520-13 | 430 | -- | -- | -- | 1853-71.3 |
| Opp. | 26 | -- | 814-1711 | .476 | -- | -- | 398-557 | .715 | 1158 | 484-10 | 515 | -- | -- | -- | 2026-77.9 |

1975-76 (10-16, 4-14)

| Name | GP-GS | MIN | FG-FGA | FG% | 3FG-FGA | 3FG% | FT-FTA | FT% | Reb. | PF-D | A | TO | BLK | STL | PTS-AVG |
|----------|-------|-----|----------|------|---------|------|---------|-------|------|--------|-----|----|-----|-----|-----------|
| Koehler | 26-26 | -- | 190-437 | .435 | -- | -- | 125-165 | .758 | 263 | 83-4 | 48 | -- | -- | -- | 505-19.4 |
| Rudd | 23-3 | -- | 81-142 | .570 | -- | -- | 36-61 | .590 | 111 | 56-1 | 5 | -- | -- | -- | 198-8.6 |
| Colbert | 26-13 | -- | 89-199 | .447 | -- | -- | 46-59 | .780 | 47 | 49-1 | 61 | -- | -- | -- | 224-8.6 |
| J. Smith | 23-18 | -- | 82-185 | .443 | -- | -- | 24-31 | .774 | 34 | 51-2 | 76 | -- | -- | -- | 188-8.2 |
| Paterick | 24-5 | -- | 80-179 | .447 | -- | -- | 34-50 | .680 | 23 | 56-2 | 63 | -- | -- | -- | 194-8.1 |
| Falk | 23-16 | -- | 67-166 | .404 | -- | -- | 32-46 | .696 | 47 | 49-2 | 70 | -- | -- | -- | 166-7.2 |
| Johnson | 25-23 | -- | 64-156 | .410 | -- | -- | 42-63 | .667 | 148 | 78-5 | 17 | -- | -- | -- | 170-6.8 |
| Pearson | 25-23 | -- | 54-143 | .378 | -- | -- | 45-54 | .833 | 153 | 84-7 | 39 | -- | -- | -- | 153-6.1 |
| Brey | 26-2 | -- | 38-90 | .422 | -- | -- | 30-43 | .698 | 97 | 52-2 | 44 | -- | -- | -- | 105-4.1 |
| Anderson | 7-0 | -- | 12-29 | .414 | -- | -- | 3-5 | .600 | 7 | 6-0 | 8 | -- | -- | -- | 27-3.9 |
| B. Smith | 15-1 | -- | 19-51 | .373 | -- | -- | 4-8 | .500 | 12 | 19-1 | 13 | -- | -- | -- | 42-2.8 |
| Hardy | 11-0 | -- | 5-22 | .227 | -- | -- | 5-8 | .625 | 31 | 12-0 | 4 | -- | -- | -- | 15-1.4 |
| Newburg | 7-0 | -- | 2-5 | .400 | -- | -- | 4-4 | 1.000 | 10 | 5-0 | 0 | -- | -- | -- | 8-1.1 |
| Faurote | 3-0 | -- | 0-1 | .000 | -- | -- | 1-2 | .500 | 3 | 0-0 | 0 | -- | -- | -- | 1-0.3 |
| Piacenza | 3-0 | -- | 0-3 | .000 | -- | -- | 0-1 | .000 | 1 | 2-0 | 0 | -- | -- | -- | 0-0.0 |
| UW | 26 | -- | 783-1808 | .433 | -- | -- | 431-600 | .718 | 1131 | 604-26 | 448 | -- | -- | -- | 1997-76.8 |
| Opp. | 26 | -- | 836-1825 | .458 | -- | -- | 467-656 | .712 | 1241 | 564-21 | 488 | -- | -- | -- | 2139-82.3 |

1976-77 (9-18, 5-13)

| Name | GP-GS | MIN | FG-FGA | FG% | 3FG-FGA | 3FG% | FT-FTA | FT% | Reb. | PF-D | A | TO | BLK | STL | PTS-AVG |
|------------|-------|-----|----------|------|---------|------|---------|------|------|--------|-----|----|-----|-----|-----------|
| J. Gregory | 27-27 | -- | 166-403 | .412 | -- | -- | 97-139 | .698 | 270 | 83-4 | 16 | -- | -- | -- | 429-15.9 |
| Falk | 27-27 | -- | 129-324 | .398 | -- | -- | 64-92 | .696 | 63 | 75-4 | 93 | -- | -- | -- | 322-11.9 |
| Chnelich | 27-26 | -- | 122-227 | .537 | -- | -- | 77-113 | .681 | 238 | 76-4 | 30 | -- | -- | -- | 321-11.9 |
| Gaines | 27-27 | -- | 94-262 | .359 | -- | -- | 31-46 | .674 | 76 | 94-9 | 93 | -- | -- | -- | 219-8.1 |
| Pearson | 27-3 | -- | 60-120 | .500 | -- | -- | 58-84 | .690 | 129 | 59-3 | 14 | -- | -- | -- | 178-6.6 |
| J. Smith | 27-2 | -- | 70-267 | .419 | -- | -- | 19-26 | .731 | 32 | 53-2 | 56 | -- | -- | -- | 159-5.9 |
| Sydnor | 24-13 | -- | 54-124 | .435 | -- | -- | 19-37 | .514 | 133 | 63-1 | 11 | -- | -- | -- | 127-5.3 |
| Rudd | 12-8 | -- | 24-55 | .382 | -- | -- | 6-12 | .500 | 32 | 26-1 | 4 | -- | -- | -- | 48-4.0 |
| Newberg | 13-2 | -- | 8-12 | .667 | -- | -- | 1-3 | .333 | 13 | 10-0 | 1 | -- | -- | -- | 17-1.3 |
| Jenkins | 4-0 | -- | 2-4 | .500 | -- | -- | 1-2 | .500 | 1 | 1-0 | 0 | -- | -- | -- | 5-1.3 |
| Brey | 20-0 | -- | 8-25 | .320 | -- | -- | 8-10 | .800 | 44 | 23-1 | 16 | -- | -- | -- | 24-1.2 |
| B. Smith | 17-0 | -- | 3-15 | .200 | -- | -- | 6-8 | .750 | 2 | 17-0 | 5 | -- | -- | -- | 12-0.7 |
| Faurote | 2-0 | -- | 0-1 | .000 | -- | -- | 0-0 | -- | 1 | 0-0 | 0 | -- | -- | -- | 0-0.0 |
| Anderson | 2-0 | -- | 0-0 | -- | -- | -- | 0-0 | -- | 0 | 0-0 | 0 | -- | -- | -- | 0-0.0 |
| UW | 27 | -- | 737-1738 | .424 | -- | -- | 387-572 | .677 | 1132 | 582-29 | 338 | -- | -- | -- | 1861-68.9 |
| Opp. | 27 | -- | 800-1758 | .455 | -- | -- | 398-561 | .709 | 1100 | 576-26 | 405 | -- | -- | -- | 1998-74.0 |

1977-78 (8-19, 4-14)

| Name | GP-GS | MIN | FG-FGA | FG% | 3FG-FGA | 3FG% | FT-FTA | FT% | Reb. | PF-D | A | TO | BLK | STL | PTS-AVG |
|------------|-------|------|----------|------|---------|------|---------|------|------|--------|-----|-----|-----|-----|-----------|
| Matthews | 14-11 | 408 | 83-197 | .421 | -- | -- | 37-52 | .712 | 47 | 41-2 | 31 | 61 | 3 | 18 | 203-14.5 |
| J. Gregory | 12-7 | 230 | 60-134 | .448 | -- | -- | 22-32 | .688 | 88 | 36-2 | 3 | 18 | 11 | 7 | 142-11.8 |
| Gaines | 26-22 | 782 | 119-294 | .405 | -- | -- | 56-86 | .651 | 55 | 70-1 | 80 | 89 | 1 | 28 | 294-11.3 |
| Chnelich | 27-27 | 760 | 112-221 | .507 | -- | -- | 51-72 | .708 | 182 | 87-6 | 61 | 60 | 5 | 26 | 275-10.2 |
| C. Gregory | 27-7 | 554 | 92-245 | .376 | -- | -- | 70-99 | .707 | 165 | 79-3 | 17 | 74 | 21 | 23 | 254-9.4 |
| Pearson | 27-18 | 683 | 87-170 | .512 | -- | -- | 74-95 | .779 | 165 | 92-8 | 36 | 30 | 9 | 18 | 248-9.2 |
| Smith | 26-19 | 623 | 85-171 | .497 | -- | -- | 27-34 | .794 | 37 | 48-0 | 62 | 49 | 1 | 12 | 197-7.6 |
| Petty | 27-19 | 586 | 50-138 | .362 | -- | -- | 34-63 | .540 | 128 | 80-2 | 11 | 58 | 5 | 4 | 134-5.0 |
| Syndor | 17-3 | 233 | 26-55 | .473 | -- | -- | 16-41 | .390 | 56 | 29-2 | 7 | 12 | 2 | 7 | 68-4.0 |
| Jackson | 3-0 | 28 | 5-11 | .455 | -- | -- | 1-2 | .500 | 5 | 6-0 | 6 | 6 | 0 | 1 | 11-3.7 |
| Hastings | 26-2 | 271 | 34-77 | .442 | -- | -- | 6-8 | .750 | 34 | 29-2 | 22 | 31 | 1 | 10 | 74-2.8 |
| Reid | 1-0 | 5 | 1-2 | .500 | -- | -- | 0-1 | .000 | 1 | 0-0 | 0 | 2 | 0 | 0 | 2-2.0 |
| Jenkins | 21-0 | 62 | 4-19 | .211 | -- | -- | 3-7 | .429 | 12 | 16-1 | 4 | 1 | 0 | 1 | 11-0.5 |
| Giordana | 1-0 | 2 | 0-1 | .000 | -- | -- | 0-0 | -- | 0 | 0-0 | 0 | 0 | 0 | 0 | 0-0.0 |
| Kollberg | 1-0 | 2 | 0-0 | -- | -- | -- | 0-0 | -- | 0 | 0-0 | 0 | 0 | 0 | 0 | 0-0.0 |
| UW | 27 | 5425 | 758-1735 | .437 | -- | -- | 397-592 | .671 | 1075 | 613-29 | 340 | 494 | 59 | 155 | 1913-70.9 |
| Opp. | 27 | 5425 | 794-1618 | .491 | -- | -- | 451-627 | .719 | 1009 | 554-25 | 381 | 511 | 94 | 129 | 2039-75.5 |

1978-79 (12-15, 6-12)

| Name | GP-GS | MIN | FG-FGA | FG% | 3FG-FGA | 3FG% | FT-FTA | FT% | Reb. | PF-D | A | TO | BLK | STL | PTS-AVG |
|------------|-------|------|----------|------|---------|------|---------|-------|------|--------|-----|-----|-----|-----|-----------|
| Matthews | 27-27 | 986 | 195-417 | .468 | -- | -- | 109-139 | .784 | 69 | 87-4 | 106 | 124 | 10 | 53 | 499-18.5 |
| C. Gregory | 27-26 | 866 | 168-385 | .436 | -- | -- | 71-106 | .670 | 236 | 97-7 | 29 | 101 | 21 | 45 | 407-15.1 |
| Chnelich | 26-26 | 879 | 108-230 | .470 | -- | -- | 60-92 | .652 | 212 | 95-6 | 42 | 43 | 3 | 24 | 276-10.6 |
| Petty | 27-27 | 859 | 106-204 | .520 | -- | -- | 55-94 | .585 | 183 | 93-8 | 22 | 71 | 14 | 15 | 267-9.9 |
| Gaines | 27-22 | 766 | 83-199 | .417 | -- | -- | 20-38 | .526 | 75 | 76-4 | 96 | 88 | 4 | 29 | 185-6.9 |
| Hastings | 25-5 | 385 | 45-116 | .388 | -- | -- | 13-21 | .619 | 29 | 24-0 | 43 | 28 | 3 | 13 | 103-4.1 |
| Smith | 26-2 | 352 | 27-91 | .397 | -- | -- | 17-27 | .630 | 65 | 49-2 | 26 | 39 | 5 | 10 | 71-2.7 |
| Mitchell | 25-0 | 204 | 18-51 | .353 | -- | -- | 7-14 | .500 | 60 | 58-4 | 5 | 17 | 4 | 6 | 43-1.7 |
| Jenkins | 5-0 | 25 | 3-8 | .375 | -- | -- | 2-2 | 1.000 | 4 | 1-0 | 2 | 4 | 0 | 1 | 8-1.6 |
| Bailey | 10-0 | 45 | 3-13 | .231 | -- | -- | 8-9 | .889 | 3 | 14-0 | 6 | 6 | 2 | 6 | 14-1.4 |
| Newburg | 4-0 | 28 | 2-5 | .400 | -- | -- | 0-0 | -- | 7 | 4-0 | 0 | 2 | 0 | 1 | 4-1.0 |
| Zinkgraf | 3-0 | 21 | 1-3 | .333 | -- | -- | 1-2 | .500 | 5 | 1-0 | 0 | 1 | 0 | 0 | 3-1.0 |
| Stracka | 2-0 | 15 | 1-7 | .143 | -- | -- | 0-1 | .000 | 2 | 3-0 | 0 | 0 | 0 | 0 | 2-1.0 |
| Beets | 1-0 | 1 | 0-1 | .000 | -- | -- | 0-0 | -- | 0 | 0-0 | 0 | 0 | 0 | 0 | 0-0.0 |
| UW | 27 | 5425 | 760-1728 | .440 | -- | -- | 363-545 | .666 | 1048 | 652-33 | 377 | 495 | 66 | 203 | 1883-69.7 |
| Opp. | 27 | 5425 | 776-1604 | .484 | -- | -- | 433-603 | .718 | 993 | 609-17 | 528 | 528 | 112 | 147 | 1985-73.5 |

1979-80 (15-14, 7-11)

| Name | GP-GS | MIN | FG-FGA | FG% | 3FG-FGA | 3FG% | FT-FTA | FT% | Reb. | PF-D | A | TO | BLK | STL | PTS-AVG |
|-----------|-------|------|----------|------|---------|------|---------|------|------|--------|-----|-----|-----|-----|-----------|
| Matthews | 28-26 | 955 | 211-412 | .512 | -- | -- | 127-143 | .888 | 73 | 88-4 | 118 | 135 | 11 | 42 | 549-19.6 |
| Gregory | 29-28 | 1001 | 197-424 | .465 | -- | -- | 140-189 | .741 | 254 | 106-7 | 37 | 112 | 20 | 26 | 534-18.4 |
| Chnelich | 29-29 | 982 | 123-230 | .535 | -- | -- | 53-81 | .654 | 209 | 83-4 | 58 | 54 | 8 | 25 | 300-10.3 |
| Petty | 29-26 | 961 | 97-210 | .462 | -- | -- | 59-107 | .551 | 175 | 97-5 | 25 | 56 | 16 | 14 | 253-8.7 |
| Hastings | 27-25 | 789 | 74-170 | .435 | -- | -- | 22-29 | .759 | 49 | 49-2 | 72 | 48 | 2 | 20 | 170-6.3 |
| Bailey | 24-1 | 165 | 25-47 | .532 | -- | -- | 8-12 | .667 | 9 | 39-2 | 18 | 21 | 6 | 8 | 58-2.4 |
| Zinkgraf | 6-0 | 23 | 4-8 | .500 | -- | -- | 4-7 | .571 | 8 | 5-0 | 1 | 0 | 0 | 0 | 12-2.0 |
| Gaines | 32-4 | 282 | 16-48 | .333 | -- | -- | 7-11 | .636 | 34 | 23-1 | 21 | 20 | 0 | 5 | 39-1.7 |
| Dandridge | 21-1 | 218 | 10-26 | .385 | -- | -- | 8-11 | .727 | 14 | 24-0 | 16 | 18 | 0 | 4 | 28-1.3 |
| Jacobson | 3-0 | 7 | 2-3 | .667 | -- | -- | 0-1 | .000 | 1 | 1-0 | 0 | 0 | 0 | 3 | 4-1.3 |
| Mitchell | 29-2 | 290 | 14-48 | .292 | -- | -- | 4-12 | .333 | 61 | 46-1 | 6 | 17 | 0 | 2 | 32-1.1 |
| Newburg | 18-1 | 111 | 6-15 | .400 | -- | -- | 8-13 | .615 | 46 | 9-0 | 1 | 7 | 0 | 4 | 20-1.1 |
| Jenkins | 4-1 | 28 | 1-5 | .200 | -- | -- | 2-3 | .667 | 3 | 3-0 | 1 | 1 | 0 | 0 | 4-1.0 |
| Kreklow | 24-0 | 145 | 3-20 | .150 | -- | -- | 15-19 | .789 | 14 | 24-0 | 7 | 17 | 1 | 3 | 21-0.9 |
| UW | 29 | 5900 | 783-1666 | .470 | -- | -- | 457-638 | .716 | 1062 | 597-26 | 380 | 513 | 65 | 151 | 2023-69.8 |
| Opp. | 29 | 5900 | 749-1620 | .462 | -- | -- | 413-578 | .715 | 923 | 574-23 | 335 | 510 | 93 | 164 | 1911-65.9 |

1980-81 (11-16, 5-13)

| Name | GP-GS | MIN | FG-FGA | FG% | 3FG-FGA | 3FG% | FT-FTA | FT% | Reb. | PF-D | A | TO | BLK | STL | PTS-AVG |
|------------|-------|------|----------|------|---------|------|---------|------|------|--------|-----|-----|-----|-----|-----------|
| Gregory | 27-27 | 989 | 199-438 | .454 | -- | -- | 152-202 | .752 | 249 | 97-6 | 25 | 109 | 26 | 37 | 550-20.4 |
| Petty | 27-27 | 986 | 172-348 | .494 | -- | -- | 68-126 | .539 | 232 | 101-8 | 22 | 63 | 25 | 21 | 412-15.3 |
| Bailey | 27-27 | 799 | 139-285 | .488 | -- | -- | 53-79 | .671 | 61 | 91-4 | 73 | 82 | 8 | 39 | 331-12.3 |
| Hastings | 27-13 | 748 | 61-142 | .430 | -- | -- | 25-36 | .694 | 55 | 57-3 | 85 | 53 | 1 | 10 | 147-5.4 |
| Dandridge | 27-18 | 829 | 44-88 | .500 | -- | -- | 31-41 | .756 | 62 | 69-3 | 80 | 68 | 0 | 19 | 119-4.4 |
| Kreklow | 26-13 | 485 | 31-69 | .449 | -- | -- | 23-26 | .885 | 40 | 66-8 | 18 | 27 | 0 | 5 | 85-3.3 |
| Mitchell | 22-9 | 349 | 21-52 | .404 | -- | -- | 11-16 | .688 | 48 | 39-1 | 18 | 21 | 2 | 4 | 53-2.4 |
| Renfroe | 19-0 | 88 | 11-27 | .407 | -- | -- | 5-7 | .714 | 13 | 7-0 | 7 | 11 | 1 | 1 | 27-1.4 |
| Hildebrand | 14-2 | 94 | 7-26 | .269 | -- | -- | 1-6 | .167 | 5 | 14-1 | 2 | 6 | 1 | 1 | 15-1.1 |
| Zinkgraf | 15-0 | 64 | 3-11 | .273 | -- | -- | 7-16 | .438 | 17 | 6-0 | 1 | 3 | 0 | 0 | 12-0.9 |
| Stahl | 3-0 | 13 | 1-2 | .500 | -- | -- | 0-0 | -- | 1 | 1-0 | 2 | 0 | 0 | 0 | 2-0.7 |
| Lake | 9-0 | 27 | 1-5 | .200 | -- | -- | 0-1 | .000 | 7 | 4-0 | 0 | 6 | 0 | 1 | 2-0.2 |
| Jacobson | 3-0 | 7 | 0-2 | .000 | -- | -- | 0-1 | .000 | 0 | 1-0 | 0 | 0 | 0 | 0 | 0-0.0 |
| UW | 27 | 5475 | 690-1498 | .461 | -- | -- | 376-558 | .667 | 898 | 556-34 | 339 | 455 | 64 | 151 | 1756-65.5 |
| Opp. | 27 | 5475 | 718-1446 | .498 | -- | -- | 410-587 | .700 | 882 | 526-22 | 330 | 462 | 58 | 185 | 1846-68.9 |

1981-82 (6-21, 3-15)

| Name | GP-GS | MIN | FG-FGA | FG% | 3FG-FGA | 3FG% | FT-FTA | FT% | Reb. | PF-D | A | TO | BLK | STL | PTS-AVG |
|-----------|-------|------|----------|------|---------|------|---------|------|------|--------|-----|-----|-----|------|-----------|
| Sellers | 27-27 | 964 | 167-351 | .476 | -- | -- | 44-67 | .657 | 254 | 77-1 | 36 | 66 | 52 | 22 | 378-14.0 |
| Blackwell | 27-24 | 869 | 147-330 | .445 | -- | -- | 71-103 | .689 | 137 | 64-2 | 43 | 61 | 6 | 28 | 365-13.5 |
| Bailey | 27-24 | 748 | 146-338 | .432 | -- | -- | 56-76 | .737 | 57 | 79-5 | 60 | 67 | 15 | 37 | 348-12.9 |
| Golston | 27-24 | 798 | 97-240 | .404 | -- | -- | 49-68 | .721 | 52 | 77-3 | 93 | 102 | 1 | 18 | 243-9.0 |
| Mitchell | 27-27 | 739 | 57-148 | .385 | -- | -- | 30-42 | .714 | 138 | 99-7 | 27 | 47 | 2 | 10 | 144-5.3 |
| Roth | 25-2 | 330 | 47-102 | .461 | -- | -- | 10-18 | .556 | 47 | 42-1 | 27 | 20 | 0 | 10 | 104-4.2 |
| Ploss | 25-2 | 303 | 24-68 | .353 | -- | -- | 12-14 | .857 | 49 | 55-5 | 6 | 19 | 3 | 6 | 60-2.4 |
| Zinkgraf | 14-2 | 108 | 10-18 | .556 | -- | -- | 6-16 | .375 | 24 | 14-0 | 3 | 4 | 0 | 5 | 26-1.9 |
| Hippen | 17-0 | 100 | 9-28 | .321 | -- | -- | 5-9 | .556 | 16 | 15-0 | 4 | 10 | 3 | 1 | 23-1.4 |
| Dandridge | 26-2 | 353 | 14-33 | .424 | -- | -- | 7-9 | .778 | 30 | 50-4 | 44 | 36 | 0 | 12 | 35-1.3 |
| Jacobson | 11-1 | 42 | 3-7 | .429 | -- | -- | 3-4 | .750 | 7 | 11-0 | 8 | 7 | 0 | 5 | 9-0.8 |
| UW | 27 | 5400 | 721-1664 | .433 | -- | -- | 293-426 | .688 | 911 | 583-29 | 351 | 450 | 83 | 1735 | 1735-64.3 |
| Opp. | 27 | 5400 | 768-1502 | .511 | -- | -- | 452-645 | .701 | 984 | 435-7 | 379 | 472 | 78 | 1988 | 1988-73.7 |

1982-83 (8-20, 3-15)

| Name | GP-GS | MIN | FG-FGA | FG% | 3FG-FGA | 3FG% | FT-FTA | FT% | Reb. | PF-D | A | TO | BLK | STL | PTS-AVG |
|-----------|-------|------|----------|------|---------|------|---------|-------|------|--------|-----|-----|-----|-----|-----------|
| Blackwell | 28-28 | 995 | 215-465 | .462 | -- | -- | 80-113 | .708 | 206 | 70-2 | 44 | 72 | 3 | 39 | 511-18.3 |
| Sellers | 28-28 | 1009 | 189-372 | .508 | -- | -- | 82-99 | .828 | 219 | 98-4 | 37 | 64 | 68 | 23 | 460-16.4 |
| Olson | 28-28 | 979 | 129-326 | .398 | -- | -- | 31-41 | .756 | 41 | 63-1 | 83 | 66 | 0 | 30 | 307-11.0 |
| Roth | 28-12 | 710 | 59-156 | .378 | -- | -- | 43-60 | .717 | 94 | 64-2 | 67 | 57 | 0 | 19 | 161-5.8 |
| Smith | 19-5 | 285 | 36-86 | .419 | -- | -- | 20-31 | .645 | 40 | 23-1 | 17 | 15 | 3 | 12 | 93-4.9 |
| Miller | 25-2 | 503 | 46-108 | .426 | -- | -- | 23-37 | .622 | 52 | 43-0 | 24 | 44 | 7 | 9 | 116-4.6 |
| Steinhaus | 25-3 | 279 | 20-53 | .377 | -- | -- | 14-20 | .700 | 46 | 34-0 | 7 | 19 | 1 | 10 | 54-2.2 |
| Laszewski | 24-5 | 234 | 19-39 | .487 | -- | -- | 8-12 | .667 | 23 | 33-1 | 9 | 16 | 4 | 1 | 46-1.9 |
| Ploss | 23-10 | 261 | 12-29 | .414 | -- | -- | 6-7 | .857 | 29 | 44-1 | 11 | 9 | 3 | 2 | 30-1.3 |
| Dandridge | 25-10 | 333 | 10-29 | .345 | -- | -- | 5-10 | .500 | 22 | 41-0 | 42 | 35 | 2 | 12 | 25-1.0 |
| Hippen | 13-0 | 53 | 3-12 | .250 | -- | -- | 2-2 | 1.000 | 8 | 9-0 | 3 | 2 | 0 | 1 | 8-0.6 |
| Maerz | 4-0 | 9 | 0-0 | -- | -- | -- | 0-1 | .000 | 0 | 1-0 | 0 | 0 | 0 | 0 | 0-0 |
| Korth | 2-0 | 2 | 0-0 | -- | -- | -- | 0-0 | -- | 0 | 1-0 | 0 | 0 | 0 | 0 | 0-0 |
| Cary | 2-0 | 2 | 0-0 | -- | -- | -- | 0-0 | -- | 0 | 0-0 | 0 | 0 | 0 | 0 | 0-0 |
| UW | 28 | 5600 | 739-1678 | .440 | -- | -- | 314-433 | .725 | 901 | 527-13 | 351 | 409 | 91 | 160 | 1813-64.8 |
| Opp | 28 | 5600 | 771-1571 | .491 | -- | -- | 421-593 | .710 | 1025 | 482-7 | 381 | 451 | 112 | 157 | 1994-71.2 |

1983-84 (8-20, 4-14)

| Name | GP-GS | MIN | FG-FGA | FG% | 3FG-FGA | 3FG% | FT-FTA | FT% | Reb. | PF-D | A | TO | BLK | STL | PTS-AVG |
|-----------|-------|------|----------|------|---------|------|---------|------|------|--------|-----|-----|-----|-----|-----------|
| Blackwell | 28-27 | 1045 | 201-439 | .458 | -- | -- | 127-181 | .702 | 243 | 65-1 | 50 | 89 | 8 | 34 | 529-18.9 |
| Olson | 28-28 | 1230 | 166-337 | .493 | -- | -- | 59-66 | .894 | 44 | 64-1 | 67 | 67 | 1 | 19 | 391-14.0 |
| Roth | 28-28 | 973 | 151-304 | .497 | -- | -- | 76-96 | .972 | 83 | 64-3 | 87 | 87 | 0 | 43 | 378-13.5 |
| Miller | 27-27 | 910 | 98-211 | .465 | -- | -- | 67-83 | .807 | 110 | 62-0 | 64 | 64 | 11 | 17 | 263-9.7 |
| Heineman | 27-1 | 522 | 27-65 | .415 | -- | -- | 42-56 | .750 | 65 | 65-3 | 40 | 40 | 1 | 21 | 96-3.6 |
| Steinhaus | 25-1 | 270 | 30-69 | .435 | -- | -- | 7-11 | .636 | 29 | 40-2 | 23 | 23 | 0 | 6 | 67-2.7 |
| Ploss | 26-21 | 358 | 24-64 | .375 | -- | -- | 16-19 | .842 | 63 | 81-4 | 32 | 32 | 5 | 2 | 64-2.4 |
| Laszewski | 21-5 | 205 | 24-39 | .615 | -- | -- | 3-4 | .750 | 35 | 29-0 | 12 | 12 | 4 | 3 | 51-2.4 |
| Plondke | 18-2 | 224 | 13-32 | .406 | -- | -- | 7-13 | .538 | 20 | 29-1 | 16 | 16 | 9 | 1 | 33-1.8 |
| Weber | 18-0 | 87 | 7-13 | .538 | -- | -- | 2-5 | .400 | 18 | 18-1 | 6 | 6 | 5 | 0 | 16-0.9 |
| Hippen | 12-0 | 52 | 2-11 | .182 | -- | -- | 4-6 | .667 | 11 | 9-0 | 6 | 6 | 0 | 0 | 8-0.7 |
| Ripley | 9-0 | 23 | 0-5 | .000 | -- | -- | 3-5 | .600 | 6 | 3-0 | 0 | 2 | 2 | 0 | 3-0.3 |
| UW | 28 | 5700 | 743-1579 | .471 | -- | -- | 413-545 | .758 | 833 | 528-16 | 403 | 379 | 45 | 146 | 1899-66.0 |
| Opp | 28 | 5700 | 791-1447 | .547 | -- | -- | 417-590 | .707 | 855 | 538-16 | 459 | 433 | 77 | 178 | 1999-71.4 |

1984-85 (14-14, 5-13)

| Name | GP-GS | MIN | FG-FGA | FG% | 3FG-FGA | 3FG% | FT-FTA | FT% | Reb. | PF-D | A | TO | BLK | STL | PTS-AVG |
|-----------|-------|------|----------|------|---------|------|---------|------|------|--------|-----|-----|-----|-----|-----------|
| Roth | 28-28 | 927 | 198-365 | .542 | -- | -- | 117-156 | .750 | 86 | 57-1 | 74 | 73 | 4 | 26 | 513-18.3 |
| Olson | 28-28 | 970 | 197-397 | .496 | -- | -- | 73-82 | .890 | 52 | 76-4 | 66 | 56 | 0 | 20 | 467-16.7 |
| Weber | 28-25 | 700 | 85-173 | .491 | -- | -- | 37-53 | .698 | 162 | 62-1 | 53 | 60 | 17 | 24 | 207-7.4 |
| Heineman | 25-24 | 761 | 71-135 | .526 | -- | -- | 39-51 | .765 | 118 | 62-4 | 111 | 47 | 0 | 33 | 181-7.2 |
| Ploss | 28-28 | 622 | 70-142 | .493 | -- | -- | 25-44 | .568 | 101 | 86-5 | 32 | 36 | 20 | 9 | 165-5.9 |
| Barnes | 25-2 | 337 | 49-118 | .415 | -- | -- | 19-32 | .594 | 88 | 42-1 | 16 | 22 | 7 | 9 | 117-4.7 |
| Smith | 27-3 | 408 | 47-99 | .475 | -- | -- | 10-14 | .714 | 27 | 32-1 | 43 | 32 | 1 | 7 | 104-3.9 |
| Steinhaus | 22-0 | 278 | 33-75 | .440 | -- | -- | 11-13 | .846 | 42 | 37-0 | 34 | 13 | 3 | 5 | 77-3.5 |
| Ripley | 21-1 | 243 | 19-46 | .413 | -- | -- | 18-27 | .667 | 52 | 28-1 | 1 | 9 | 0 | 4 | 56-2.7 |
| Laszewski | 20-0 | 215 | 21-63 | .333 | -- | -- | 8-15 | .533 | 39 | 19-0 | 13 | 8 | 7 | 7 | 50-2.6 |
| Hippen | 17-1 | 90 | 10-27 | .370 | -- | -- | 4-7 | .571 | 19 | 11-0 | 10 | 9 | 2 | 3 | 24-1.4 |
| Parker | 3-0 | 5 | 1-2 | .500 | -- | -- | 0-0 | -- | 0 | 1-0 | 0 | 1 | 0 | 0 | 2-0.7 |
| Harris | 7-0 | 28 | 2-4 | .500 | -- | -- | 0-0 | --- | 2 | 1-0 | 3 | 4 | 0 | 2 | 4-0.6 |
| Hill | 3-0 | 7 | 0-0 | .000 | -- | -- | 0-2 | .000 | 0 | 0-0 | 1 | 4 | 0 | 0 | 0-0.0 |
| UW | 28 | 5600 | 803-1646 | .488 | -- | -- | 361-496 | .728 | 900 | 514-18 | 456 | 374 | 61 | 149 | 1967-70.3 |
| Opp | 28 | 5600 | 807-1659 | .486 | -- | -- | 399-555 | .719 | 965 | 501-13 | 426 | 392 | 60 | 162 | 2013-71.9 |

1985-86 (12-16, 4-14)

| Name | GP-GS | MIN | FG-FGA | FG% | 3FG-FGA | 3FG% | FT-FTA | FT% | Reb. | PF-D | A | TO | BLK | STL | PTS-AVG |
|-----------|-------|------|----------|------|---------|------|---------|------|------|--------|-----|-----|-----|-----|-----------|
| Olson | 28 | 983 | 237-485 | .489 | -- | -- | 97-110 | .882 | 67 | 55-2 | 43 | 55 | 1 | 33 | 571-20.4 |
| Smith | 15 | 433 | 84-153 | .549 | -- | -- | 30-46 | .652 | 24 | 18-0 | 44 | 31 | 0 | 7 | 198-13.2 |
| Weber | 28 | 804 | 131-258 | .508 | -- | -- | 67-89 | .753 | 161 | 92-4 | 55 | 63 | 28 | 26 | 329-11.8 |
| Ripley | 28 | 893 | 101-195 | .518 | -- | -- | 41-55 | .745 | 194 | 90-5 | 50 | 51 | 6 | 29 | 243-8.7 |
| Heineman | 22 | 676 | 65-142 | .458 | -- | -- | 44-55 | .800 | 76 | 53-3 | 100 | 43 | 2 | 18 | 174-7.9 |
| Steinhaus | 28 | 545 | 79-182 | .434 | -- | -- | 16-25 | .640 | 87 | 78-4 | 43 | 30 | 0 | 26 | 174-6.2 |
| Jackson | 13 | 200 | 35-83 | .422 | -- | -- | 5-10 | .500 | 18 | 18-1 | 24 | 21 | 0 | 9 | 75-5.8 |
| Molaski | 28 | 497 | 44-84 | .524 | -- | -- | 36-54 | .667 | 75 | 38-1 | 55 | 40 | 2 | 19 | 124-4.4 |
| Laszewski | 21 | 233 | 24-54 | .444 | -- | -- | 13-21 | .619 | 36 | 32-0 | 12 | 18 | 6 | 7 | 61-3.1 |
| Robertson | 13 | 69 | 5-16 | .313 | -- | -- | 8-18 | .444 | 13 | 4-0 | 1 | 6 | 3 | 0 | 18-1.4 |
| Schubring | 22 | 251 | 8-32 | .250 | -- | -- | 9-15 | .600 | 39 | 41-1 | 15 | 15 | 3 | 6 | 25-1.1 |
| Willey | 9 | 18 | 1-2 | .500 | -- | -- | 2-4 | .500 | 4 | 2-0 | 0 | 6 | 0 | 1 | 4-0.4 |
| UW | 28 | 5600 | 814-1686 | .483 | -- | -- | 368-502 | .733 | 892 | 521-21 | 442 | 382 | 51 | 181 | 1996-71.3 |
| Opp. | 28 | 5600 | 846-1637 | .517 | -- | -- | 399-541 | .738 | 947 | 519-17 | 412 | 418 | 74 | 169 | 2091-74.7 |

1986-87 (14-17, 4-14)

| Name | GP-GS | MIN | FG-FGA | FG% | 3FG-FGA | 3FG% | FT-FTA | FT% | Reb. | PF-D | A | TO | BLK | STL | PTS-AVG |
|-----------|-------|------|----------|------|---------|------|---------|------|------|--------|-----|-----|-----|-----|-----------|
| Weber | 31 | 993 | 182-324 | .562 | -- | -- | 105-141 | .745 | 251 | 108-7 | 69 | 77 | 45 | 41 | 469-15.1 |
| Jackson | 28 | 596 | 129-289 | .446 | 46-103 | .447 | 46-59 | .780 | 36 | 62-4 | 38 | 58 | 1 | 33 | 350-12.5 |
| Smith | 31 | 832 | 126-301 | .419 | 59-139 | .424 | 45-63 | .714 | 54 | 36-0 | 75 | 69 | 1 | 24 | 356-11.5 |
| Heineman | 28 | 896 | 99-190 | .521 | 29-61 | .475 | 61-84 | .726 | 127 | 76-5 | 137 | 68 | 1 | 20 | 288-10.3 |
| Jones | 31 | 686 | 101-181 | .558 | -- | -- | 52-88 | .591 | 99 | 83-3 | 21 | 50 | 10 | 9 | 254-8.2 |
| Ripley | 31 | 902 | 70-160 | .438 | 17-32 | .531 | 25-38 | .658 | 149 | 61-0 | 55 | 45 | 9 | 24 | 182-5.9 |
| Portmann | 29 | 401 | 37-72 | .514 | -- | -- | 32-55 | .582 | 65 | 60-3 | 19 | 40 | 13 | 8 | 106-3.7 |
| Molaski | 27 | 450 | 26-60 | .433 | 1-5 | .200 | 28-40 | .700 | 54 | 29-0 | 68 | 33 | 0 | 9 | 81-3.0 |
| Tapp | 24 | 286 | 23-67 | .343 | 3-9 | .333 | 5-8 | .625 | 30 | 37-0 | 27 | 23 | 1 | 10 | 54-2.3 |
| Fleming | 15 | 68 | 10-25 | .400 | 5-9 | .556 | 2-6 | .400 | 9 | 10-0 | 2 | 6 | 0 | 1 | 27-1.8 |
| Robertson | 11 | 41 | 4-14 | .286 | 0-0 | -- | 2-4 | .500 | 14 | 5-0 | 1 | 7 | 2 | 1 | 10-0.9 |
| Schubring | 21 | 124 | 6-13 | .462 | 0-0 | -- | 4-10 | .400 | 24 | 13-0 | 2 | 3 | 0 | 5 | 16-0.8 |
| UW | 31 | 6275 | 813-1696 | .479 | 160-358 | .447 | 407-596 | .683 | 982 | 580-22 | 506 | 482 | 83 | 185 | 2193-70.7 |
| Opp. | 31 | 6275 | 846-1793 | .472 | 87-233 | .373 | 434-636 | .682 | 1087 | 598-18 | 479 | 451 | 84 | 234 | 2213-71.4 |

1987-88 (12-16, 6-12)

| Name | GP-GS | MIN | FG-FGA | FG% | 3FG-FGA | 3FG% | FT-FTA | FT% | Reb. | PF-D | A | TO | BLK | STL | PTS-AVG |
|-----------|-------|------|----------|------|---------|------|---------|------|------|--------|----|-----|-----|-----|-----------|
| Jackson | 28 | 1032 | 192-426 | .451 | 74-164 | .451 | 88-106 | .106 | 98 | 59-1 | 4 | 66 | 59 | 59 | 546-19.5 |
| Jones | 26 | 832 | 176-309 | .570 | 0-1 | .000 | 89-124 | .121 | 26 | 83-5 | 17 | 50 | 14 | 14 | 441-17.0 |
| Locum | 28 | 478 | 58-137 | .423 | 41-93 | .441 | 30-35 | .41 | 41 | 45-0 | 2 | 35 | 16 | 16 | 187-6.7 |
| Molaski | 28 | 745 | 49-128 | .383 | 6-17 | .353 | 54-67 | .106 | 104 | 68-1 | 3 | 53 | 42 | 42 | 158-5.6 |
| Tapp | 28 | 551 | 62-129 | .481 | 4-12 | .333 | 25-43 | .51 | 43 | 48-1 | 0 | 41 | 14 | 14 | 153-5.5 |
| Portmann | 28 | 681 | 62-160 | .388 | -- | -- | 27-49 | .101 | 33 | 94-7 | 25 | 57 | 16 | 16 | 151-5.4 |
| Tompkins | 27 | 427 | 46-95 | .484 | 0-3 | .000 | 28-54 | .88 | 32 | 24-1 | 9 | 43 | 7 | 7 | 120-4.4 |
| Schubring | 28 | 527 | 41-89 | .461 | -- | -- | 11-36 | .101 | 29 | 71-2 | 5 | 30 | 9 | 9 | 93-3.3 |
| Robinson | 19 | 266 | 19-48 | .396 | -- | -- | 25-33 | .34 | 30 | 19-0 | 1 | 33 | 18 | 18 | 63-3.3 |
| Simms | 2 | 18 | 1-4 | .250 | -- | -- | 2-5 | .7 | 3 | 1-0 | 0 | 2 | 0 | 0 | 4-2.0 |
| Fleming | 7 | 45 | 2-5 | .400 | 1-2 | .500 | 3-4 | .2 | 3 | 3-0 | 0 | 9 | 1 | 1 | 8-1.1 |
| Willey | 8 | 18 | 1-2 | .500 | -- | -- | 2-4 | .3 | 0 | 2-0 | 1 | 2 | 0 | 0 | 4-0.5 |
| Robertson | 15 | 32 | 1-7 | .143 | -- | -- | 3-9 | .6 | 0 | 1-0 | 1 | 7 | 0 | 0 | 5-0.3 |
| UW | 28 | 5650 | 710-1539 | .461 | 126-292 | .432 | 387-569 | .841 | 442 | 518-18 | 68 | 429 | 196 | 196 | 1933-69.0 |
| Opp. | 28 | 5650 | 784-1585 | .495 | 108-264 | .409 | 408-560 | .968 | 462 | 562-26 | 84 | 461 | 199 | 199 | 2084-74.4 |

1988-89 (18-12, 8-10)

| Name | G | MIN | FG-FGA | FG% | 3FG-FGA | 3FG% | FT-FTA | FT% | Reb. | PF-D | A | TO | BLK | STL | PTS-AVG. |
|-----------|----|------|----------|------|---------|-------|---------|------|------|--------|-----|-----|-----|-----|-----------|
| Jones | 30 | 1062 | 231-449 | .514 | 0-2 | .000 | 149-199 | .749 | 141 | 91-4 | 35 | 65 | 12 | 26 | 611-20.4 |
| Jackson | 30 | 1099 | 201-408 | .493 | 73-163 | .448 | 99-133 | .744 | 90 | 79-0 | 101 | 91 | 1 | 50 | 574-19.1 |
| Locum | 30 | 733 | 83-168 | .494 | 54-111 | .486 | 45-55 | .818 | 71 | 52-1 | 60 | 29 | 3 | 25 | 265-8.8 |
| Simms | 30 | 627 | 84-162 | .519 | 1-2 | .500 | 21-53 | .396 | 99 | 64-4 | 52 | 49 | 12 | 27 | 190-6.3 |
| Tompkins | 12 | 214 | 23-35 | .657 | 0-1 | .000 | 17-33 | .515 | 46 | 14-0 | 10 | 15 | 8 | 2 | 63-5.3 |
| Molaski | 30 | 830 | 48-107 | .449 | 11-34 | .324 | 41-54 | .759 | 83 | 60-0 | 108 | 54 | 2 | 40 | 150-5.0 |
| Portmann | 30 | 689 | 63-113 | .558 | -- | -- | 9-18 | .500 | 112 | 93-6 | 42 | 32 | 34 | 26 | 135-4.5 |
| Gillespie | 6 | 33 | 6-9 | .667 | -- | -- | 2-7 | .286 | 8 | 4-0 | 4 | 3 | 1 | 2 | 14-2.3 |
| Good | 9 | 34 | 3-12 | .250 | 3-5 | .600 | 6-7 | .857 | 2 | 1-0 | 1 | 6 | 0 | 1 | 15-1.7 |
| Schubring | 29 | 465 | 19-47 | .404 | -- | -- | 7-21 | .333 | 102 | 61-1 | 11 | 22 | 9 | 8 | 45-1.6 |
| Ellenson | 9 | 60 | 4-8 | .500 | 2-2 | 1.000 | 1-2 | .500 | 9 | 8-0 | 4 | 6 | 1 | 1 | 11-1.2 |
| Willey | 9 | 27 | 4-8 | .500 | -- | -- | 0-0 | .000 | 5 | 4-0 | 0 | 7 | 3 | 3 | 8-0.9 |
| Robertson | 11 | 32 | 2-7 | .286 | -- | -- | 3-5 | .600 | 8 | 1-0 | 0 | 3 | 0 | 0 | 7-0.6 |
| Robinson | 16 | 91 | 0-5 | .000 | -- | -- | 6-13 | .462 | 15 | 4-0 | 17 | 9 | 0 | 7 | 6-0.4 |
| Douglass | 14 | 54 | 3-8 | .375 | 0-1 | .000 | 0-6 | .000 | 8 | 5-0 | 5 | 6 | 0 | 2 | 6-0.4 |
| UW | 30 | 6050 | 774-1546 | .501 | 144-321 | .449 | 406-606 | .670 | 859 | 541-16 | 450 | 401 | 86 | 220 | 2100-70.0 |
| Opp. | 30 | 6050 | 699-1503 | .465 | -- | -- | 438-606 | .723 | 885 | 583-21 | 367 | 470 | 71 | 162 | 1941-64.7 |

1989-90 (14-17, 4-14)

| Name | G | MIN | FG-FGA | FG% | 3FG-FGA | 3FG% | FT-FTA | FT% | Reb. | PF-D | A | TO | BLK | STL | PTS-AVG |
|----------|----|------|----------|------|---------|------|---------|-------|------|--------|-----|-----|-----|-----|-----------|
| Jones | 31 | 1043 | 215-412 | .522 | 0-4 | .000 | 118-188 | .628 | 140 | 91-5 | 26 | 68 | 15 | 20 | 548-17.7 |
| Simms | 30 | 970 | 153-284 | .539 | 2-6 | .333 | 92-146 | .630 | 145 | 85-2 | 97 | 99 | 11 | 33 | 400-13.3 |
| Locum | 30 | 792 | 94-194 | .485 | 67-143 | .469 | 40-45 | .889 | 69 | 61-1 | 67 | 35 | 0 | 33 | 295-9.8 |
| Tompkins | 28 | 719 | 73-146 | .500 | 0-2 | .000 | 40-80 | .500 | 178 | 67-2 | 29 | 56 | 10 | 17 | 186-6.6 |
| Good | 30 | 471 | 41-111 | .369 | 31-81 | .383 | 57-63 | .905 | 21 | 35-0 | 37 | 25 | 0 | 12 | 170-5.7 |
| Hisle | 31 | 516 | 46-126 | .365 | 17-52 | .327 | 32-46 | .696 | 44 | 48-1 | 33 | 46 | 7 | 18 | 141-4.5 |
| Portmann | 31 | 652 | 53-127 | .417 | 0-2 | .000 | 9-25 | .360 | 134 | 77-2 | 37 | 42 | 30 | 24 | 115-3.7 |
| Douglass | 31 | 525 | 32-72 | .444 | 9-19 | .474 | 13-18 | .722 | 41 | 49-1 | 65 | 41 | 1 | 17 | 86-2.8 |
| Ellenson | 30 | 368 | 26-54 | .481 | 1-2 | .500 | 5-17 | .294 | 57 | 32-0 | 39 | 18 | 4 | 12 | 58-1.9 |
| Robinson | 9 | 71 | 3-8 | .375 | -- | -- | 6-6 | 1.000 | 13 | 13-0 | 11 | 7 | 0 | 3 | 12-1.3 |
| Harrell | 19 | 123 | 8-24 | .333 | -- | -- | 4-8 | .500 | 19 | 11-0 | 4 | 11 | 0 | 6 | 20-1.1 |
| UW | 31 | 6250 | 744-1558 | .478 | 121-311 | .390 | 416-642 | .648 | 933 | 569-14 | 445 | 450 | 78 | 195 | 2031-65.5 |
| Opp. | 31 | 6250 | 721-1591 | .453 | 117-313 | .373 | 445-622 | .715 | 951 | 580-16 | 363 | 440 | 59 | 189 | 2004-64.6 |

1990-91 (15-15, 8-10)

| Name | G | MIN | FG-FGA | FG% | 3FG-FGA | 3FG% | FT-FTA | FT% | Reb. | PF-D | A | TO | BLK | STL | PTS-AVG |
|----------|----|------|----------|------|---------|------|---------|-------|------|--------|-----|-----|-----|-----|-----------|
| Simms | 29 | 921 | 153-267 | .573 | 1-3 | .333 | 114-179 | .637 | 149 | 91-5 | 98 | 101 | 4 | 27 | 421-14.5 |
| Tompkins | 30 | 1091 | 164-258 | .636 | 0-2 | .000 | 95-147 | .646 | 264 | 66-1 | 78 | 81 | 25 | 23 | 423-14.1 |
| Locum | 30 | 871 | 107-212 | .505 | 65-134 | .485 | 51-59 | .864 | 75 | 52-3 | 53 | 54 | 3 | 25 | 330-11.0 |
| Hisle | 28 | 660 | 71-170 | .418 | 34-97 | .351 | 68-94 | .723 | 62 | 44-0 | 52 | 57 | 1 | 13 | 244-8.7 |
| Ellenson | 30 | 712 | 71-159 | .447 | 33-87 | .379 | 27-34 | .794 | 83 | 55-1 | 46 | 45 | 10 | 18 | 202-6.7 |
| McGee | 26 | 380 | 51-105 | .486 | -- | -- | 28-46 | .609 | 45 | 44-2 | 18 | 32 | 16 | 10 | 130-5.0 |
| Good | 24 | 312 | 29-70 | .414 | 22-49 | .449 | 24-27 | .889 | 17 | 18-1 | 24 | 14 | 0 | 3 | 104-4.3 |
| Ely | 20 | 177 | 27-48 | .563 | -- | -- | 11-22 | .500 | 35 | 17-0 | 2 | 14 | 20 | 2 | 65-3.3 |
| Peters | 28 | 419 | 29-59 | .492 | 18-43 | .419 | 7-11 | .636 | 24 | 47-1 | 50 | 31 | 3 | 21 | 83-3.0 |
| Weaver | 16 | 95 | 15-34 | .441 | 10-18 | .556 | 6-9 | .667 | 14 | 7-0 | 4 | 13 | 2 | 3 | 46-2.9 |
| Douglass | 21 | 305 | 12-45 | .267 | 3-12 | .250 | 16-21 | .762 | 23 | 32-0 | 30 | 23 | 3 | 8 | 43-2.1 |
| Harrell | 23 | 159 | 11-33 | .333 | -- | -- | 1-7 | .143 | 32 | 28-0 | 6 | 19 | 6 | 4 | 23-1.0 |
| Johnsen | 12 | 41 | 2-14 | .143 | 0-5 | .000 | 2-2 | 1.000 | 6 | 6-0 | 7 | 4 | 0 | 2 | 6-0.5 |
| Johnson | 8 | 33 | 1-2 | .500 | -- | -- | 1-3 | .333 | 8 | 7-0 | 1 | 3 | 3 | 1 | 3-0.4 |
| UW | 30 | -- | 743-1476 | .503 | 186-450 | .413 | 451-661 | .682 | 900 | 514-14 | 469 | 482 | 96 | 160 | 2123-70.8 |
| Opp. | 30 | -- | 801-1701 | .471 | 134-370 | .362 | 358-517 | .693 | 893 | 569-15 | 410 | 386 | 62 | 221 | 2094-69.8 |

1991-92 (13-18, 4-14)

| Name | G | MIN | FG-FGA | FG% | 3FG-FGA | 3FG% | FT-FTA | FT% | Reb. | PF-D | A | TO | BLK | STL | PTS-AVG |
|----------|----|------|----------|------|---------|-------|---------|------|------|------|-----|-----|-----|-----|-----------|
| Webster | 31 | 1077 | 186-419 | .444 | 75-153 | .490 | 90-115 | .783 | 116 | 65-1 | 151 | 111 | 6 | 48 | 537-17.3 |
| Finley | 31 | 920 | 130-287 | .453 | 26-72 | .361 | 95-128 | .742 | 152 | 73-3 | 85 | 87 | 24 | 27 | 381-12.3 |
| McGee | 30 | 717 | 123-222 | .554 | -- | -- | 72-132 | .545 | 133 | 71-1 | 29 | 53 | 19 | 23 | 318-10.6 |
| Ely | 30 | 523 | 82-163 | .503 | -- | -- | 31-55 | .564 | 98 | 58-2 | 7 | 34 | 41 | 14 | 195-6.5 |
| Good | 30 | 421 | 52-112 | .464 | 38-83 | .458 | 36-43 | .837 | 13 | 25-0 | 24 | 21 | 0 | 9 | 178-5.9 |
| Petersen | 28 | 406 | 53-99 | .535 | -- | -- | 34-52 | .654 | 75 | 49-1 | 4 | 17 | 22 | 7 | 140-5.0 |
| Douglass | 30 | 576 | 49-104 | .471 | 10-24 | .417 | 27-30 | .900 | 68 | 40-0 | 47 | 38 | 5 | 26 | 135-4.5 |
| Peters | 29 | 449 | 27-66 | .409 | 12-39 | .308 | 20-27 | .741 | 45 | 39-1 | 37 | 26 | 2 | 28 | 86-3.0 |
| Johnson | 31 | 500 | 38-70 | .543 | -- | -- | 13-24 | .542 | 98 | 74-1 | 8 | 17 | 27 | 9 | 89-2.9 |
| Schell | 21 | 145 | 14-38 | .368 | 12-28 | .429 | 7-9 | .778 | 11 | 10-0 | 5 | 7 | 1 | 5 | 47-2.2 |
| Kilbride | 15 | 96 | 6-23 | .261 | 5-16 | .313 | 14-17 | .824 | 4 | 14-0 | 4 | 13 | 0 | 2 | 31-2.1 |
| Harrell | 22 | 215 | 18-44 | .409 | -- | -- | 9-18 | .500 | 31 | 31-0 | 8 | 15 | 4 | 4 | 45-2.0 |
| Moore | 5 | 26 | 3-8 | .375 | -- | -- | 3-6 | .500 | 12 | 5-0 | 1 | 2 | 2 | 1 | 9-1.8 |
| Kelley | 19 | 108 | 11-22 | .500 | 1-1 | 1.000 | 8-19 | .421 | 22 | 15-0 | 0 | 10 | 0 | 2 | 31-1.6 |
| Johnsen | 12 | 46 | 0-12 | .000 | 0-4 | .000 | 4-7 | .571 | 6 | 7-0 | 6 | 3 | 0 | 3 | 4-0.3 |
| UW | 31 | 6225 | 792-1689 | .469 | 463-682 | .426 | 463-682 | .679 | 966 | -- | 416 | 456 | 153 | 208 | 2226-71.8 |
| Opp. | 31 | 6225 | 790-1697 | .466 | 503-689 | .379 | 503-689 | .730 | 1036 | -- | 417 | 493 | 101 | 217 | 2207-71.2 |

1992-93 (14-14, 7-11)

| Name | G | MIN | FG-FGA | FG% | 3FG-FGA | 3FG% | FT-FTA | FT% | Reb. | PF-D | A | TO | BLK | STL | PTS-AVG |
|-----------|----|------|----------|------|---------|------|---------|-------|------|------|-----|-----|-----|-----|-----------|
| Finley | 28 | 979 | 223-478 | .467 | 63-173 | .364 | 111-144 | .771 | 161 | 79-3 | 86 | 76 | 18 | 49 | 620-22.1 |
| Webster | 28 | 969 | 139-354 | .393 | 45-134 | .336 | 72-89 | .809 | 96 | 60-0 | 179 | 80 | 2 | 66 | 395-14.1 |
| Johnsen | 27 | 537 | 65-171 | .380 | 49-126 | .389 | 3-11 | .273 | 38 | 38-0 | 19 | 21 | 2 | 8 | 182-6.7 |
| Kilbride | 27 | 579 | 58-137 | .423 | 49-107 | .458 | 16-20 | .800 | 34 | 67-0 | 37 | 52 | 1 | 25 | 181-6.7 |
| Ely | 28 | 389 | 80-131 | .611 | -- | -- | 17-45 | .378 | 104 | 60-0 | 5 | 24 | 31 | 8 | 177-6.3 |
| Petersen | 27 | 302 | 58-93 | .624 | -- | -- | 27-39 | .692 | 44 | 49-0 | 1 | 26 | 4 | 11 | 143-5.3 |
| Kelley | 28 | 582 | 55-130 | .423 | 0-2 | .000 | 31-45 | .689 | 116 | 51-0 | 24 | 38 | 5 | 10 | 141-5.0 |
| Harrell | 28 | 524 | 48-104 | .462 | -- | -- | 34-47 | .723 | 90 | 63-2 | 13 | 28 | 4 | 13 | 130-4.6 |
| McGee | 16 | 194 | 19-40 | .475 | -- | -- | 15-30 | .500 | 50 | 26-0 | 10 | 15 | 6 | 7 | 53-3.3 |
| Carl | 21 | 109 | 16-28 | .571 | 7-11 | .636 | 7-13 | .538 | 9 | 17-0 | 19 | 15 | 0 | 5 | 46-2.2 |
| McDuffie | 25 | 123 | 15-36 | .417 | -- | -- | 5-14 | .357 | 34 | 22-0 | 3 | 15 | 1 | 2 | 35-1.4 |
| Conger | 13 | 94 | 6-20 | .300 | 6-17 | .353 | -- | -- | 7 | 11-0 | 7 | 11 | 0 | 2 | 18-1.4 |
| Moore | 9 | 26 | 4-8 | .500 | -- | -- | 2-2 | 1.000 | 9 | 0-0 | 0 | 4 | 0 | 2 | 10-1.1 |
| Johnson | 26 | 234 | 7-20 | .350 | -- | -- | 10-16 | .625 | 39 | 28-0 | 3 | 6 | 16 | 5 | 24-0.9 |
| Timmerman | 3 | 9 | 0-4 | .000 | -- | -- | 1-4 | .250 | 4 | 0-0 | 2 | 0 | 0 | 1 | 1-0.3 |
| UW | 28 | 5650 | 793-1754 | .452 | 219-570 | .384 | 351-519 | .676 | 910 | -- | 408 | 414 | 90 | 214 | 2156-77.0 |
| Opp. | 28 | 5650 | 755-1599 | .472 | 104-315 | .330 | 504-681 | .740 | 1043 | -- | 375 | 506 | 89 | 194 | 2118-75.6 |

1993-94 (18-11, 8-10)

| Name | G | MIN | FG-FGA | FG% | 3FG-FGA | 3FG% | FT-FTA | FT% | Reb. | PF-D | A | TO | BLK | STL | PTS-AVG |
|----------|----|------|----------|------|---------|------|---------|------|------|------|-----|-----|-----|-----|-----------|
| Finley | 29 | 1046 | 208-446 | .466 | 66-182 | .363 | 110-140 | .786 | 194 | 67-1 | 92 | 75 | 21 | 40 | 592-20.4 |
| Griffith | 25 | 672 | 127-236 | .538 | -- | -- | 94-162 | .580 | 212 | 67-2 | 24 | 61 | 66 | 9 | 348-13.9 |
| Webster | 29 | 897 | 120-272 | .441 | 47-119 | .395 | 45-63 | .714 | 79 | 55-1 | 171 | 72 | 5 | 69 | 332-11.4 |
| Petersen | 29 | 498 | 93-157 | .592 | -- | -- | 48-72 | .667 | 121 | 69-2 | 9 | 33 | 18 | 9 | 234-8.1 |
| Kilbride | 29 | 717 | 69-164 | .421 | 54-131 | .412 | 22-27 | .815 | 76 | 89-6 | 55 | 46 | 0 | 19 | 214-7.4 |
| Roberts | 28 | 482 | 54-149 | .362 | 25-81 | .309 | 20-32 | .625 | 61 | 32-0 | 20 | 41 | 3 | 12 | 153-5.5 |
| Kelley | 28 | 542 | 60-130 | .462 | 3-10 | .300 | 24-38 | .632 | 130 | 83-3 | 21 | 46 | 3 | 11 | 147-5.3 |
| Johnsen | 24 | 247 | 26-66 | .394 | 22-55 | .400 | 2-5 | .400 | 21 | 25-0 | 19 | 8 | 0 | 10 | 76-3.2 |
| Moore | 12 | 72 | 12-21 | .571 | -- | -- | 10-11 | .909 | 17 | 10-0 | 2 | 3 | 2 | 1 | 34-2.8 |
| Hoskins | 22 | 245 | 18-51 | .353 | 5-23 | .217 | 19-26 | .731 | 27 | 23-0 | 46 | 30 | 0 | 15 | 60-2.7 |
| Johnson | 28 | 305 | 17-40 | .425 | -- | -- | 7-18 | .389 | 57 | 64-1 | 7 | 17 | 17 | 4 | 41-1.5 |
| McDuffie | 12 | 49 | 8-14 | .571 | -- | -- | 1-5 | .200 | 10 | 6-0 | 4 | 10 | 0 | 1 | 17-1.4 |
| Conger | 10 | 28 | 4-9 | .444 | 3-8 | .375 | -- | -- | 2 | 2-0 | 2 | 3 | 0 | 1 | 11-1.1 |
| UW | 29 | 5800 | 816-1755 | .465 | 225-609 | .369 | 402-599 | .671 | 1090 | -- | 472 | 449 | 135 | 201 | 2259-77.9 |
| Opp. | 29 | 5800 | 736-1754 | .420 | 156-466 | .335 | 471-667 | .706 | 1055 | -- | 383 | 442 | 83 | 241 | 2099-72.4 |

1994-95 (13-14, 7-11)

| Name | G | MIN | FG-FGA | FG% | 3FG-FGA | 3FG% | FT-FTA | FT% | Reb. | PF-D | A | TO | BLK | STL | PTS-AVG |
|-----------|----|------|----------|------|---------|------|---------|------|------|------|-----|-----|-----|-----|-----------|
| Finley | 27 | 1000 | 178-470 | .379 | 58-204 | .284 | 140-181 | .773 | 141 | 73-1 | 108 | 80 | 15 | 52 | 554-20.5 |
| Griffith | 26 | 756 | 167-295 | .566 | -- | -- | 113-195 | .579 | 281 | 69-3 | 21 | 76 | 58 | 11 | 447-17.2 |
| Kilbride | 25 | 707 | 57-152 | .375 | 54-134 | .403 | 18-26 | .692 | 51 | 89-3 | 49 | 43 | 0 | 19 | 186-7.4 |
| Hoskins | 27 | 798 | 55-142 | .387 | 18-49 | .367 | 55-71 | .775 | 85 | 77-4 | 92 | 80 | 2 | 32 | 183-6.8 |
| Mason | 25 | 382 | 41-122 | .336 | 21-62 | .339 | 23-39 | .590 | 49 | 53-2 | 20 | 51 | 6 | 10 | 126-5.0 |
| Daugherty | 26 | 398 | 43-123 | .350 | 13-47 | .277 | 20-34 | .588 | 99 | 61-1 | 13 | 33 | 8 | 11 | 119-4.6 |
| Kelley | 27 | 498 | 52-116 | .448 | 3-7 | .429 | 15-37 | .405 | 91 | 71-1 | 15 | 36 | 3 | 15 | 122-4.5 |
| Peterson | 18 | 129 | 21-57 | .368 | 13-36 | .361 | 12-17 | .706 | 20 | 18-1 | 4 | 2 | 1 | 2 | 67-3.7 |
| Roberts | 10 | 186 | 12-35 | .343 | 4-16 | .350 | 9-12 | .750 | 26 | 11-0 | 8 | 9 | 0 | 4 | 37-3.7 |
| Nwachukwu | 27 | 291 | 22-49 | .449 | -- | -- | 26-55 | .473 | 76 | 41-0 | 0 | 13 | 4 | 5 | 70-2.6 |
| Moore | 21 | 178 | 20-37 | .541 | -- | -- | 6-10 | .600 | 43 | 33-0 | 10 | 16 | 5 | 10 | 46-2.2 |
| Conger | 10 | 19 | 2-3 | .667 | 2-3 | .667 | 1-2 | .500 | 1 | 4-0 | 1 | 1 | 0 | 1 | 7-0.7 |
| Coleman | 10 | 25 | 2-6 | .333 | -- | -- | 2-6 | .333 | 8 | 7-0 | 0 | 4 | 1 | 0 | 6-0.6 |
| Carlin | 7 | 16 | 0-4 | .000 | 0-3 | .000 | 0-2 | .000 | 6 | 1-0 | 2 | 1 | 0 | 0 | 0-0.0 |
| Vraney | 1 | 1 | -- | -- | -- | -- | -- | -- | 0 | 0-0 | 0 | 0 | 0 | 0 | 0-0.0 |
| UW | 27 | 5384 | 672-1611 | .417 | 186-561 | .332 | 440-687 | .640 | 1062 | -- | 343 | 448 | 103 | 172 | 1970-73.0 |
| Opp. | 27 | 5384 | 661-1612 | .410 | 140-441 | .317 | 472-696 | .678 | 1061 | -- | 328 | 428 | 86 | 181 | 1934-71.6 |

1995-96 (18-14, 9-9)

| Name | G | MIN | FG-FGA | FG% | 3FG-FGA | 3FG% | FT-FTA | FT% | Reb. | PF-D | A | TO | BLK | STL | PTS-AVG |
|--------------|----|------|----------|-------|---------|------|---------|-------|------|--------|-----|-----|-----|-----|-----------|
| Okey | 32 | 1024 | 151-343 | .440 | 21-72 | .292 | 100-142 | .704 | 218 | 101-2 | 100 | 77 | 42 | 35 | 423-13.2 |
| Peterson | 30 | 824 | 118-282 | .418 | 29-96 | .302 | 79-107 | .738 | 113 | 62-1 | 50 | 62 | 1 | 18 | 344-11.5 |
| Daugherty | 32 | 996 | 125-272 | .460 | 12-39 | .308 | 70-96 | .729 | 202 | 95-2 | 33 | 56 | 13 | 22 | 332-10.4 |
| Hoskins | 9 | 277 | 26-57 | .456 | 9-27 | .333 | 24-31 | .774 | 18 | 17-0 | 35 | 23 | 0 | 15 | 85-9.4 |
| Auriantal | 32 | 904 | 96-213 | .451 | 35-88 | .398 | 50-76 | .658 | 76 | 71-1 | 67 | 77 | 1 | 43 | 277-8.7 |
| Mason | 13 | 340 | 37-93 | .398 | 10-31 | .323 | 28-33 | .848 | 31 | 29-1 | 22 | 27 | 6 | 15 | 112-8.6 |
| Duany | 2 | 22 | 4-7 | .571 | 3-4 | .750 | 4-4 | 1.000 | 3 | 1-0 | 0 | 0 | 0 | 0 | 15-7.5 |
| Hall | 28 | 526 | 60-155 | .387 | 49-132 | .371 | 26-33 | .788 | 36 | 25-0 | 58 | 57 | 2 | 9 | 195-7.0 |
| Nwachukwu | 31 | 702 | 59-119 | .496 | -- | -- | 63-108 | .583 | 167 | 87-2 | 11 | 46 | 5 | 21 | 181-5.8 |
| Carlin | 29 | 470 | 26-75 | .347 | 21-56 | .375 | 16-20 | .800 | 33 | 49-1 | 36 | 34 | 2 | 18 | 89-3.1 |
| Vraney | 13 | 30 | 9-14 | .643 | -- | -- | 5-6 | .833 | 13 | 3-0 | 0 | 0 | 0 | 0 | 23-1.8 |
| Coleman | 25 | 216 | 10-21 | .476 | -- | -- | 6-18 | .333 | 59 | 36-2 | 0 | 12 | 18 | 3 | 26-1.0 |
| Hayes | 2 | 6 | 1-1 | 1.000 | -- | -- | -- | -- | 2 | 0-0 | 0 | 0 | 0 | 0 | 2-1.0 |
| Kosolcharoen | 18 | 108 | 4-20 | .200 | 0-6 | .000 | 2-6 | .333 | 16 | 18-0 | 3 | 7 | 1 | 2 | 10-0.6 |
| Burkemper | 3 | 3 | -- | -- | -- | -- | -- | -- | 0 | 0-0 | 0 | 1 | 0 | 0 | 0-0.0 |
| Malinowski | 2 | 2 | -- | -- | -- | -- | -- | -- | 0 | 0-0 | 0 | 0 | 0 | 0 | 0-0.0 |
| UW | 32 | 6450 | 726-1672 | .434 | 189-551 | .343 | 473-680 | .696 | 1071 | 594-12 | 415 | 486 | 91 | 201 | 2114-66.1 |
| Opp. | 32 | 6450 | 733-1704 | .430 | 199-564 | .353 | 408-610 | .669 | 1051 | 728-- | 408 | 488 | 118 | 225 | 2073-64.8 |

1996-97 (18-10, 11-7)

| Name | G | MIN | FG-FGA | FG% | 3FG-FGA | 3FG% | FT-FTA | FT% | Reb. | PF-D | A | TO | BLK | STL | PTS-AVG |
|--------------|----|------|----------|-------|---------|------|---------|-------|------|--------|-----|-----|-----|-----|-----------|
| Grant | 28 | 765 | 129-261 | .494 | 0-1 | .000 | 92-129 | .713 | 145 | 82-5 | 21 | 62 | 34 | 14 | 350-12.5 |
| Okey | 27 | 833 | 103-239 | .431 | 16-48 | .333 | 80-125 | .640 | 230 | 90-5 | 77 | 63 | 24 | 32 | 302-11.2 |
| Daugherty | 28 | 795 | 104-235 | .443 | 17-48 | .354 | 45-65 | .692 | 151 | 78-2 | 22 | 39 | 13 | 17 | 270-9.6 |
| Mason | 4 | 81 | 9-25 | .360 | 3-9 | .333 | 16-20 | .800 | 11 | 7-0 | 5 | 9 | 2 | 5 | 37-9.2 |
| Calderwood | 27 | 886 | 71-202 | .351 | 39-117 | .333 | 57-72 | .792 | 87 | 71-1 | 101 | 68 | 5 | 63 | 238-8.8 |
| Auriantal | 28 | 459 | 49-121 | .331 | 28-86 | .326 | 23-40 | .441 | 75 | 31-0 | 42 | 29 | 2 | 25 | 137-5.0 |
| Duany | 27 | 631 | 47-142 | .405 | 20-49 | .408 | 15-34 | .575 | 39 | 72-3 | 11 | 45 | 1 | 6 | 141-5.1 |
| Kosolcharoen | 28 | 575 | 39-110 | .355 | 12-37 | .324 | 27-33 | .818 | 45 | 66-3 | 24 | 55 | 2 | 16 | 117-4.2 |
| Coleman | 27 | 211 | 11-23 | .478 | -- | -- | 8-25 | .320 | 37 | 24-1 | 2 | 15 | 13 | 3 | 30-1.1 |
| Burkemper | 24 | 300 | 4-15 | .267 | 1-7 | .143 | 7-8 | .875 | 25 | 33-1 | 25 | 19 | 0 | 5 | 16-0.7 |
| Shafer | 7 | 23 | 0-4 | .000 | 0-2 | .000 | 4-8 | .500 | 1 | 1-0 | 2 | 0 | 0 | 0 | 4-0.6 |
| Vraney | 11 | 24 | 2-8 | .250 | -- | -- | 2-2 | 1.000 | 6 | 3-0 | 0 | 0 | 0 | 1 | 6-0.5 |
| Schumacher | 6 | 15 | 1-3 | .333 | 1-2 | .500 | 0-2 | .000 | 4 | 0-0 | 0 | 0 | 0 | 0 | 3-0.5 |
| Meiners | 4 | 5 | 1-1 | 1.000 | -- | -- | -- | -- | 2 | 2-0 | 0 | 0 | 0 | 0 | 2-0.5 |
| Quest | 10 | 22 | 0-2 | .000 | -- | -- | 1-6 | .167 | 10 | 4-0 | 0 | 3 | 1 | 0 | 1-0.1 |
| UW | 28 | 5650 | 570-1391 | .410 | 137-406 | .337 | 377-569 | .663 | 951 | 564-21 | 332 | 422 | 97 | 187 | 1654-59.1 |
| Opp. | 28 | 5650 | 502-1329 | .378 | 128-408 | .314 | 416-612 | .680 | 885 | 525-8 | 236 | 437 | 73 | 195 | 1548-55.3 |

1997-98 (12-19, 3-13)

| Name | G | MIN | FG-FGA | FG% | 3FG-FGA | 3FG% | FT-FTA | FT% | Reb. | PF-D | A | TO | BLK | STL | PTS-AVG |
|-----------|----|------|----------|------|---------|------|---------|------|------|--------|-----|-----|-----|-----|-----------|
| Mason | 31 | 885 | 149-378 | .394 | 54-161 | .335 | 128-157 | .815 | 106 | 87-3 | 46 | 96 | 13 | 14 | 480-15.5 |
| Daugherty | 31 | 818 | 125-282 | .443 | 11-34 | .324 | 75-105 | .714 | 192 | 77-2 | 33 | 51 | 18 | 14 | 336-10.8 |
| Auriantal | 29 | 759 | 72-205 | .351 | 27-87 | .310 | 38-53 | .717 | 99 | 72-0 | 64 | 55 | 2 | 46 | 209-7.2 |
| Vershaw | 31 | 649 | 59-134 | .440 | 4-10 | .400 | 42-72 | .583 | 83 | 48-0 | 52 | 45 | 8 | 10 | 164-5.3 |
| Kowske | 31 | 582 | 58-117 | .496 | -- | -- | 41-61 | .672 | 120 | 71-3 | 14 | 30 | 18 | 10 | 157-5.1 |
| Duany | 29 | 422 | 48-150 | .320 | 16-81 | .198 | 18-27 | .667 | 50 | 27-0 | 10 | 23 | 9 | 8 | 130-4.5 |
| Kelley | 31 | 868 | 44-108 | .407 | 11-38 | .289 | 30-38 | .789 | 63 | 102-8 | 55 | 39 | 4 | 58 | 129-4.2 |
| Coleman | 30 | 432 | 37-64 | .578 | -- | -- | 35-63 | .556 | 89 | 62-2 | 4 | 28 | 15 | 10 | 109-3.6 |
| Okey | 9 | 226 | 29-71 | .408 | 5-12 | .417 | 25-34 | .735 | 44 | 31-2 | 23 | 18 | 5 | 8 | 88-9.8 |
| Linton | 21 | 205 | 20-51 | .392 | 1-3 | .333 | 12-19 | .632 | 29 | 17-0 | 8 | 18 | 2 | 0 | 53-2.5 |
| Burkemper | 31 | 384 | 3-18 | .167 | 1-11 | .091 | 15-23 | .652 | 26 | 47-0 | 39 | 19 | 1 | 10 | 22-0.7 |
| Vraney | 6 | 11 | 0-0 | .000 | -- | -- | -- | -- | 4 | 1-0 | 0 | 1 | 0 | 0 | 0-0.0 |
| Chambers | 7 | 11 | 0-1 | .000 | 0-1 | .000 | -- | -- | 3 | 0-0 | 0 | 0 | 0 | 1 | 0-0.0 |
| UW | 31 | 6250 | 644-1579 | .408 | 130-438 | .297 | 459-652 | .704 | 996 | 642-20 | 348 | 431 | 95 | 189 | 1877-60.5 |
| Opp. | 31 | 6250 | 643-1513 | .425 | 197-553 | .356 | 457-689 | .663 | 1034 | 602-- | 354 | 482 | 98 | 186 | 1940-62.6 |

1998-99 (22-10, 9-7)

| Name | G | MIN | FG-FGA | FG% | 3FG-FGA | 3FG% | FT-FTA | FT% | Reb. | PF-D | A | TO | BLK | STL | PTS-AVG |
|------------|----|------|----------|------|---------|-------|---------|------|------|--------|-----|-----|-----|-----|-----------|
| Mason | 32 | 937 | 162-419 | .387 | 78-208 | .375 | 137-169 | .811 | 137 | 76-3 | 61 | 79 | 13 | 28 | 539-16.8 |
| Calderwood | 32 | 906 | 99-250 | .396 | 55-165 | .333 | 45-57 | .789 | 94 | 77-2 | 104 | 70 | 0 | 48 | 298-9.3 |
| Vershaw | 32 | 810 | 84-185 | .454 | 0-3 | .000 | 61-75 | .813 | 97 | 54-0 | 56 | 47 | 11 | 8 | 229-7.2 |
| Bryant | 31 | 516 | 72-161 | .447 | 46-119 | .387 | 4-5 | .800 | 40 | 26-0 | 17 | 8 | 1 | 15 | 194-6.3 |
| Kowske | 32 | 784 | 85-148 | .574 | -- | -- | 23-52 | .442 | 157 | 85-4 | 10 | 35 | 27 | 16 | 193-6.0 |
| Wills | 32 | 602 | 52-98 | .531 | 0-3 | .000 | 40-52 | .769 | 106 | 67-1 | 21 | 30 | 5 | 13 | 144-4.5 |
| Kelley | 32 | 891 | 45-94 | .479 | 3-14 | .214 | 49-65 | .754 | 86 | 86-3 | 86 | 20 | 6 | 62 | 142-4.4 |
| Auriantal | 24 | 349 | 30-83 | .361 | 10-29 | .345 | 21-30 | .700 | 34 | 37-1 | 33 | 28 | 2 | 19 | 91-3.8 |
| Duany | 21 | 123 | 18-43 | .419 | 9-25 | .360 | 7-10 | .700 | 19 | 9-0 | 5 | 10 | 3 | 2 | 52-2.5 |
| Linton | 32 | 400 | 29-67 | .433 | -- | -- | 16-22 | .727 | 72 | 57-0 | 30 | 31 | 10 | 10 | 74-2.3 |
| Davis | 12 | 37 | 2-12 | .167 | 2-4 | .500 | 7-14 | .500 | 7 | 5-0 | 6 | 5 | 0 | 1 | 13-1.1 |
| Faust | 6 | 10 | 2-4 | .500 | -- | -- | 2-3 | .667 | 2 | 1-0 | 1 | 0 | 0 | 0 | 6-1.0 |
| Burkemper | 9 | 34 | 2-3 | .667 | 1-1 | 1.000 | 1-4 | .250 | 4 | 3-0 | 2 | 3 | 0 | 2 | 6-0.7 |
| Moriarity | 7 | 14 | 2-3 | .667 | 0-1 | .000 | -- | -- | 3 | 2-0 | 1 | 0 | 0 | 0 | 4-0.6 |
| Sessoms | 7 | 12 | 0-2 | .000 | -- | -- | -- | -- | 3 | 2-0 | 0 | 3 | 0 | 0 | 0-0.0 |
| UW | 32 | 6425 | 685-1573 | .435 | 204-572 | .357 | 413-558 | | 948 | 587-14 | 433 | 377 | 78 | 224 | 1987-62.1 |
| Opp. | 32 | 6425 | 613-1504 | .408 | 161-478 | .331 | 379-564 | | 993 | 568-- | 313 | 486 | 88 | 159 | 1766-55.2 |

1999-00 (22-14, 8-8)

| Name | G | MIN | FG-FGA | FG% | 3FG-FGA | 3FG% | FT-FTA | FT% | Reb. | PF-D | A | TO | BLK | STL | PTS-AVG |
|---------|----|------|----------|------|---------|-------|---------|------|------|--------|-----|-----|-----|-----|-----------|
| Vershaw | 36 | 1122 | 148-326 | .454 | 21-40 | .525 | 106-144 | .736 | 153 | 69-0 | 118 | 67 | 26 | 21 | 423-11.8 |
| Kowske | 36 | 990 | 137-235 | .583 | 0-1 | .000 | 57-88 | .648 | 222 | 102-1 | 15 | 37 | 27 | 10 | 331-9.2 |
| Bryant | 36 | 924 | 99-256 | .387 | 74-200 | .370 | 24-38 | .632 | 87 | 59-1 | 45 | 29 | 4 | 28 | 296-8.2 |
| Boone | 36 | 592 | 74-216 | .343 | 16-73 | .219 | 57-78 | .731 | 110 | 66-3 | 57 | 51 | 13 | 34 | 221-6.1 |
| Duany | 34 | 463 | 58-160 | .363 | 47-120 | .392 | 15-23 | .652 | 57 | 35-0 | 14 | 22 | 6 | 9 | 178-5.2 |
| Kelley | 36 | 1050 | 54-96 | .563 | 6-22 | .273 | 66-89 | .742 | 83 | 112-2 | 114 | 35 | 8 | 95 | 180-5.0 |
| Linton | 35 | 592 | 62-138 | .449 | 6-17 | .353 | 27-39 | .692 | 95 | 58-1 | 27 | 47 | 13 | 10 | 157-4.5 |
| Wills | 36 | 561 | 50-135 | .370 | 9-33 | .273 | 23-34 | .676 | 92 | 78-2 | 16 | 28 | 4 | 5 | 132-3.7 |
| Penney | 34 | 433 | 45-135 | .333 | 23-77 | .299 | 14-19 | .737 | 48 | 29-1 | 27 | 42 | 1 | 8 | 127-3.7 |
| Davis | 36 | 364 | 28-73 | .384 | 3-17 | .176 | 18-40 | .450 | 54 | 36-0 | 45 | 35 | 0 | 13 | 77-2.1 |
| Swartz | 17 | 79 | 7-13 | .538 | -- | -- | 11-21 | .524 | 10 | 10-0 | 0 | 4 | 0 | 3 | 25-1.5 |
| Faust | 8 | 12 | 2-4 | .500 | 1-1 | 1.000 | 1-2 | .500 | 3 | 1-0 | 0 | 1 | 0 | 0 | 6-0.8 |
| Smith | 11 | 18 | 1-6 | .167 | 1-1 | 1.000 | 1-2 | .500 | 3 | 3-0 | 0 | 0 | 0 | 0 | 4-0.4 |
| UW | 36 | 7200 | 765-1793 | .427 | 207-602 | .344 | 420-617 | .681 | 1107 | 658-11 | 478 | 408 | 102 | 236 | 2157-59.9 |
| Opp. | 36 | 7200 | 683-1720 | .397 | 189-551 | .343 | 452-652 | .693 | 1173 | 630-- | 361 | 513 | 98 | 177 | 2007-55.8 |

2000-01 (18-11, 9-7)

| Name | G | MIN | FG-FGA | FG% | 3FG-FGA | 3FG% | FT-FTA | FT% | Reb. | PF-D | A | TO | BLK | STL | PTS-AVG |
|--------------|----|------|----------|------|---------|------|---------|------|------|--------|-----|-----|-----|-----|-----------|
| Boone | 29 | 900 | 121-294 | .412 | 42-127 | .331 | 88-118 | .746 | 120 | 67-1 | 59 | 68 | 12 | 36 | 372-12.8 |
| Penney | 29 | 824 | 108-245 | .441 | 70-162 | .432 | 40-56 | .714 | 88 | 45-0 | 32 | 44 | 5 | 17 | 326-11.2 |
| Vershaw | 29 | 886 | 79-203 | .389 | 6-35 | .171 | 86-119 | .723 | 119 | 49-0 | 85 | 55 | 12 | 10 | 250-8.6 |
| Kowske | 29 | 764 | 79-145 | .545 | 1-3 | .333 | 45-79 | .570 | 157 | 87-3 | 11 | 32 | 14 | 18 | 204-7.0 |
| Linton | 21 | 348 | 46-114 | .404 | 7-24 | .292 | 19-24 | .792 | 71 | 26-0 | 20 | 18 | 11 | 8 | 118-5.6 |
| Kelley | 29 | 903 | 48-106 | .453 | 11-37 | .297 | 47-64 | .734 | 66 | 88-4 | 89 | 40 | 8 | 60 | 154-5.3 |
| Bower | 21 | 293 | 28-63 | .444 | 22-50 | .440 | 13-16 | .813 | 24 | 37-0 | 6 | 14 | 1 | 5 | 91-4.3 |
| Wills | 29 | 521 | 39-97 | .402 | 14-26 | .538 | 29-39 | .744 | 88 | 66-2 | 19 | 29 | 2 | 8 | 121-4.2 |
| Davis | 21 | 259 | 15-46 | .326 | 0-8 | .000 | 17-30 | .567 | 33 | 24-0 | 28 | 20 | 0 | 8 | 47-2.2 |
| Mader | 17 | 82 | 6-18 | .333 | -- | -- | 6-8 | .750 | 27 | 18-0 | 3 | 5 | 3 | 0 | 18-1.1 |
| Owens | 18 | 69 | 5-12 | .417 | 1-4 | .250 | 7-12 | .583 | 3 | 10-0 | 5 | 5 | 0 | 1 | 18-1.0 |
| Ukawuba | 5 | 7 | 1-2 | .500 | -- | -- | -- | -- | 1 | 0-0 | 0 | 1 | 0 | 0 | 2-0.4 |
| Gruszczynski | 6 | 10 | 0-2 | .000 | -- | -- | 2-3 | .667 | 2 | 2-0 | 0 | 0 | 0 | 0 | 2-0.3 |
| Schmit | 5 | 9 | 0-2 | .000 | 0-1 | .000 | -- | -- | 0 | 1-0 | 1 | 0 | 0 | 1 | 0-0.0 |
| UW | 29 | 5875 | 575-1349 | .426 | 174-477 | .365 | 399-568 | .702 | 869 | 520-10 | 358 | 337 | 68 | 172 | 1723-59.4 |
| Opp. | 29 | 5875 | 560-1364 | .411 | 158-485 | .326 | 363-514 | .706 | 858 | 559 -- | 286 | 367 | 89 | 138 | 1641-56.6 |

2001-02 (19-13, 11-5)

| Name | G | MIN | FG-FGA | FG% | 3FG-FGA | 3FG% | FT-FTA | FT% | Reb. | PF-D | A | TO | BLK | STL | PTS-AVG |
|-----------|----|------|----------|-------|---------|------|---------|-------|------|--------|-----|-----|-----|-----|-----------|
| Penney | 32 | 1040 | 167-368 | .454 | 62-161 | .385 | 86-112 | .768 | 157 | 66-2 | 55 | 79 | 3 | 20 | 482-15.1 |
| Harris | 32 | 1094 | 117-283 | .413 | 59-161 | .366 | 101-130 | .777 | 105 | 68-0 | 56 | 53 | 18 | 43 | 394-12.3 |
| Wills | 32 | 965 | 112-235 | .477 | 31-83 | .373 | 70-106 | .660 | 165 | 91-3 | 58 | 66 | 8 | 18 | 325-10.2 |
| Wilkinson | 32 | 903 | 94-212 | .443 | 18-54 | .333 | 93-123 | .756 | 171 | 77-1 | 48 | 51 | 14 | 40 | 299-9.3 |
| Owens | 32 | 760 | 108-240 | .450 | 20-55 | .364 | 24-40 | .600 | 87 | 67-2 | 30 | 45 | 0 | 23 | 260-8.1 |
| Davis | 32 | 1032 | 79-192 | .411 | 15-52 | .288 | 75-112 | .670 | 139 | 74-2 | 126 | 60 | 1 | 29 | 248-7.8 |
| Mader | 32 | 466 | 41-98 | .418 | -- | -- | 14-21 | .667 | 83 | 77-2 | 21 | 39 | 14 | 9 | 96-3.0 |
| Plank | 27 | 173 | 8-34 | .235 | 4-18 | .222 | 5-7 | .714 | 24 | 13-0 | 10 | 11 | 1 | 3 | 25-0.9 |
| Hanson | 14 | 36 | 4-12 | .333 | 2-9 | .222 | 2-2 | 1.000 | 4 | 3-0 | 2 | 3 | 1 | 1 | 12-0.9 |
| Buchanan | 2 | 1 | 1-1 | 1.000 | -- | -- | -- | -- | 0 | 1-0 | 0 | 0 | 0 | 0 | 2-1.0 |
| Peek | 2 | 1 | -- | -- | -- | -- | 1-2 | .500 | 0 | 0-0 | 0 | 0 | 0 | 0 | 1-0.5 |
| Ukawuba | 4 | 3 | -- | -- | -- | -- | -- | -- | 0 | 0-0 | 1 | 1 | 0 | 0 | 0-0.0 |
| Boettcher | 2 | 1 | -- | -- | -- | -- | -- | -- | 0 | 0-0 | 0 | 0 | 0 | 0 | 0-0.0 |
| Jackson | 1 | 0 | -- | -- | -- | -- | -- | -- | 0 | 0-0 | 0 | 0 | 0 | 0 | 0-0.0 |
| UW | 32 | 6475 | 731-1675 | .436 | 211-593 | .356 | 471-655 | .719 | 1032 | 537-12 | 407 | 414 | 60 | 188 | 2144-67.0 |
| Opp. | 32 | 6475 | 778-1707 | .456 | 192-551 | .348 | 353-515 | .685 | 1038 | 633 -- | 398 | 436 | 98 | 209 | 2101-65.7 |

2002-03 (24-8, 12-4)

| Name | G | MIN | FG-FGA | FG% | 3FG-FGA | 3FG% | FT-FTA | FT% | Reb. | PF-D | A | TO | BLK | STL | PTS-AVG |
|-----------|----|------|----------|------|---------|-------|---------|------|------|--------|-----|-----|-----|-----|-----------|
| Penney | 32 | 1119 | 183-410 | .446 | 62-161 | .385 | 91-121 | .752 | 191 | 53-0 | 100 | 80 | 5 | 25 | 519-16.2 |
| Harris | 32 | 1100 | 132-285 | .463 | 53-137 | .387 | 90-119 | .756 | 147 | 69-1 | 98 | 51 | 18 | 65 | 407-12.7 |
| Tucker | 32 | 1016 | 139-261 | .533 | 18-58 | .310 | 89-130 | .685 | 189 | 78-0 | 34 | 41 | 10 | 28 | 385-12.0 |
| Owens | 32 | 916 | 115-259 | .444 | 27-77 | .351 | 73-89 | .820 | 56 | 52-0 | 53 | 50 | 0 | 20 | 330-10.3 |
| Wilkinson | 32 | 997 | 113-261 | .433 | 21-71 | .296 | 81-103 | .786 | 216 | 83-3 | 50 | 45 | 31 | 39 | 328-10.3 |
| Wade | 32 | 646 | 42-86 | .488 | 11-29 | .379 | 12-22 | .545 | 59 | 45-0 | 59 | 32 | 4 | 27 | 107-3.3 |
| Mader | 26 | 241 | 28-61 | .459 | -- | -- | 9-14 | .643 | 55 | 51-0 | 11 | 14 | 11 | 10 | 65-2.5 |
| Helmigk | 26 | 175 | 21-37 | .568 | 1-2 | .500 | 5-13 | .385 | 30 | 27-0 | 13 | 15 | 6 | 4 | 48-1.8 |
| Hanson | 17 | 79 | 13-31 | .419 | 7-16 | .438 | 2-4 | .500 | 9 | 3-0 | 2 | 1 | 1 | 2 | 35-2.1 |
| Ukawuba | 10 | 16 | 5-6 | .833 | -- | -- | 0-1 | .000 | 0 | 1-0 | 0 | 0 | 0 | 0 | 10-1.0 |
| Nixon | 17 | 70 | 4-17 | .235 | 0-8 | .000 | 0-1 | .000 | 10 | 14-0 | 2 | 2 | 1 | 1 | 8-0.5 |
| Chappell | 8 | 11 | 1-4 | .250 | 1-1 | 1.000 | 1-2 | .500 | 3 | 0-0 | 0 | 1 | 1 | 0 | 4-0.5 |
| Buchanan | 8 | 10 | 1-3 | .333 | 0-2 | .000 | -- | -- | 0 | 1-0 | 1 | 0 | 0 | 0 | 2-0.3 |
| Emerson | 3 | 4 | 1-2 | .500 | 0-1 | .000 | -- | -- | 0 | 0-0 | 0 | 0 | 0 | 0 | 2-0.7 |
| UW | 32 | 6400 | 798-1723 | .463 | 201-563 | .357 | 453-619 | .732 | 1045 | 478-4 | 423 | 334 | 88 | 221 | 2250-70.3 |
| Opp. | 32 | 6400 | 723-1675 | .432 | 158-473 | .334 | 295-410 | .720 | 984 | 603 -- | 354 | 440 | 84 | 150 | 1899-59.3 |

2003-04 (25-7, 12-4)

| Name | G-S | MIN | FG-FGA | FG% | 3FG-FGA | 3FG% | FT-FTA | FT% | Reb. | PF-D | A | TO | BLK | STL | PTS-AVG |
|-----------|-------|------|----------|------|---------|------|---------|------|------|-------|-----|-----|-----|-----|-----------|
| Harris | 32-32 | 1162 | 189-412 | .459 | 75-201 | .373 | 171-216 | .792 | 139 | 62-0 | 141 | 66 | 4 | 56 | 624-19.5 |
| Wilkinson | 32-32 | 1042 | 136-277 | .491 | 28-81 | .346 | 119-160 | .744 | 219 | 68-0 | 62 | 49 | 41 | 52 | 419-13.1 |
| Morley | 32-7 | 810 | 111-231 | .481 | 14-46 | .304 | 50-67 | .746 | 186 | 77-1 | 55 | 47 | 16 | 29 | 286-8.9 |
| Wade | 30-28 | 942 | 74-177 | .418 | 9-51 | .176 | 48-63 | .762 | 103 | 50-0 | 79 | 45 | 11 | 31 | 205-6.8 |
| Owens | 29-29 | 743 | 71-177 | .401 | 15-56 | .268 | 31-55 | .564 | 80 | 43-0 | 25 | 29 | 1 | 14 | 188-6.5 |
| Hanson | 32-1 | 621 | 49-131 | .374 | 29-76 | .382 | 26-42 | .619 | 50 | 35-0 | 25 | 12 | 2 | 14 | 153-4.8 |
| Nixon | 31-0 | 345 | 35-75 | .467 | 14-35 | .400 | 11-17 | .647 | 51 | 37-0 | 10 | 20 | 3 | 5 | 95-3.1 |
| Helmigk | 27-15 | 305 | 32-74 | .432 | 1-2 | .500 | 7-16 | .438 | 41 | 45-1 | 14 | 16 | 5 | 5 | 72-2.7 |
| Mader | 28-14 | 295 | 29-64 | .453 | -- | -- | 8-16 | .500 | 70 | 54-0 | 9 | 23 | 7 | 9 | 66-2.4 |
| Tucker | 4-2 | 83 | 19-33 | .576 | 3-7 | .329 | 15-22 | .682 | 18 | 7-0 | 1 | 5 | 0 | 2 | 156-4.0 |
| Taylor | 18-0 | 41 | 7-19 | .368 | 2-8 | .250 | 5-6 | .833 | 2 | 4-0 | 1 | 3 | 0 | 1 | 21-1.2 |
| Ukawuba | 22-0 | 61 | 2-17 | .118 | 0-1 | .000 | 1-4 | .250 | 7 | 11-0 | 3 | 2 | 0 | 2 | 5-0.2 |
| UW | 32 | 6450 | 754-1687 | .447 | 190-564 | .337 | 492-684 | .719 | 1049 | 493-2 | 425 | 320 | 90 | 220 | 2190-68.4 |
| Opp. | 32 | 6450 | 671-1594 | .421 | 144-433 | .333 | 337-483 | .698 | 967 | 633-- | 320 | 452 | 90 | 165 | 1823-57.0 |

2004-05 (25-9, 11-5)

| Name | G-S | MIN | FG-FGA | FG% | 3FG-FGA | 3FG% | FT-FTA | FT% | Reb. | PF-D | A | TO | BLK | STL | PTS-AVG |
|-----------|-------|------|----------|------|---------|------|---------|-------|------|-------|-----|-----|-----|-----|----------|
| Tucker | 31-30 | 983 | 162-334 | .485 | 23-73 | .315 | 125-183 | .683 | 189 | 40-1 | 52 | 60 | 2 | 22 | 472-15.2 |
| Wilkinson | 34-34 | 1081 | 179-349 | .513 | 27-73 | .370 | 101-148 | .682 | 250 | 66-0 | 62 | 56 | 31 | 38 | 486-14.3 |
| Taylor | 34-12 | 816 | 85-224 | .379 | 26-77 | .338 | 89-116 | .767 | 82 | 37-0 | 56 | 69 | 2 | 18 | 285-8.4 |
| Chambliss | 34-30 | 839 | 81-226 | .358 | 60-154 | .390 | 33-49 | .673 | 82 | 65-1 | 95 | 41 | 0 | 20 | 255-7.5 |
| Morley | 33-17 | 750 | 84-178 | .472 | 28-56 | .500 | 47-72 | .653 | 156 | 70-0 | 58 | 53 | 5 | 27 | 243-7.4 |
| Hanson | 34-34 | 1019 | 73-169 | .432 | 55-121 | .455 | 19-31 | .613 | 82 | 65-1 | 59 | 28 | 1 | 20 | 220-6.5 |
| Butch | 27-0 | 261 | 35-83 | .422 | 8-25 | .320 | 20-34 | .588 | 67 | 35-0 | 6 | 16 | 9 | 5 | 98-3.6 |
| Nixon | 33-1 | 385 | 31-79 | .392 | 17-42 | .405 | 5-8 | .625 | 38 | 57-1 | 19 | 18 | 5 | 6 | 84-2.5 |
| Helmigk | 34-12 | 296 | 34-82 | .415 | -- | -- | 14-24 | .583 | 64 | 44-0 | 14 | 22 | 2 | 4 | 82-2.4 |
| Flowers | 30-0 | 270 | 12-39 | .308 | 6-17 | .353 | 7-14 | .500 | 47 | 22-0 | 15 | 17 | 2 | 16 | 37-1.2 |
| Stiemsma | 10-0 | 27 | 5-6 | .833 | -- | -- | 1-2 | .500 | 6 | 5-0 | 0 | 1 | 2 | 1 | 11-1.1 |
| Chappell | 14-0 | 48 | 6-12 | .500 | 0-1 | .000 | 2-2 | 1.000 | 16 | 7-0 | 5 | 5 | 0 | 0 | 14-1.0 |
| Bronson | 12-0 | 16 | 1-5 | .200 | 0-1 | .000 | -- | -- | 0 | 1-0 | 3 | 0 | 0 | 2 | 2-0.2 |
| Wade | 1-0 | 9 | 0-3 | .000 | -- | -- | 1-2 | .500 | 2 | 2-0 | 0 | 0 | 1 | 0 | 1-1.0 |
| UW | 34 | 6800 | 788-1789 | .440 | 250-640 | .391 | 464-685 | .677 | 1176 | 516-4 | 444 | 389 | 62 | 179 | 67.4 |
| Opp. | 34 | 6800 | 767-1805 | .425 | 172-575 | .299 | 341-504 | .677 | 1054 | 658-- | 397 | 404 | 99 | 190 | 60.2 |

2005-06 (19-12, 9-7)

| Name | G-S | MIN | FG-FGA | FG% | 3FG-FGA | 3FG% | FT-FTA | FT% | Reb. | PF-D | A | TO | BLK | STL | PTS-AVG |
|-------------|-------|------|----------|-------|---------|------|---------|------|------|--------|-----|-----|-----|-----|-----------|
| Tucker | 31-31 | 1034 | 222-490 | .453 | 17-68 | .250 | 127-233 | .545 | 177 | 40-0 | 53 | 63 | 7 | 19 | 588-19.0 |
| Taylor | 31-31 | 1064 | 140-364 | .385 | 67-168 | .399 | 92-111 | .829 | 92 | 58-1 | 73 | 81 | 3 | 24 | 439-14.2 |
| Butch | 31-30 | 748 | 119-241 | .494 | 22-69 | .319 | 46-70 | .657 | 185 | 75-2 | 42 | 40 | 24 | 23 | 306-9.9 |
| Nixon | 31-31 | 730 | 68-166 | .410 | 46-127 | .362 | 11-16 | .688 | 54 | 54-0 | 46 | 19 | 9 | 12 | 193-6.2 |
| Flowers | 31-2 | 759 | 58-140 | .414 | 27-69 | .391 | 46-60 | .767 | 101 | 63-0 | 61 | 41 | 5 | 39 | 189-6.1 |
| Chappell | 31-30 | 607 | 45-107 | .421 | 6-17 | .353 | 41-57 | .719 | 132 | 72-0 | 56 | 35 | 18 | 14 | 137-4.4 |
| Krabbenhoft | 31-0 | 505 | 34-98 | .347 | 8-29 | .276 | 35-50 | .700 | 130 | 70-2 | 44 | 35 | 6 | 11 | 111-3.6 |
| Landry | 16-0 | 246 | 36-76 | .474 | 4-11 | .364 | 20-28 | .714 | 50 | 23-0 | 20 | 21 | 6 | 7 | 96-6.0 |
| Gullikson | 21-0 | 228 | 19-45 | .422 | -- | -- | 27-34 | .794 | 43 | 29-1 | 9 | 12 | 2 | 3 | 65-3.1 |
| Stiemsma | 16-0 | 187 | 21-38 | .553 | 0-3 | .000 | 3-7 | .429 | 45 | 37-0 | 15 | 8 | 24 | 6 | 45-2.8 |
| Williams | 8-0 | 63 | 11-18 | .611 | 1-5 | .200 | 3-7 | .429 | 21 | 2-0 | 2 | 1 | 0 | 1 | 26-3.3 |
| Bronson | 17-0 | 51 | 1-9 | .111 | 1-5 | .200 | 2-7 | .286 | 4 | 7-0 | 0 | 2 | 0 | 6 | 5-0.3 |
| Cain | 11-0 | 14 | 2-2 | 1.000 | -- | -- | 0-2 | .000 | 2 | 2-0 | 0 | 0 | 0 | 0 | 4-0.4 |
| Barry | 10-0 | 14 | 0-2 | .000 | 0-2 | .000 | 1-2 | .500 | 3 | 1-0 | 0 | 1 | 0 | 0 | 1-0.1 |
| UW | 31 | 6250 | 776-1796 | .432 | 199-573 | .347 | 454-684 | .664 | 1124 | 534-6 | 421 | 359 | 104 | 165 | 2205-71.1 |
| Opp. | 31 | 6250 | 737-1727 | .427 | 182-535 | .340 | 379-542 | .699 | 1070 | 644-22 | 363 | 422 | 87 | 191 | 2035-65.6 |

2006-07 (30-6, 13-3)

| Name | G-S | MIN | FG-FGA | FG% | 3FG-FGA | 3FG% | FT-FTA | FT% | Reb. | PF-D | A | TO | BLK | STL | PTS-AVG |
|------------|-------|------|----------|------|---------|------|---------|-------|------|--------|-----|-----|-----|-----|-----------|
| Tucker | 36-36 | 1181 | 256-545 | .470 | 40-123 | .325 | 164-249 | .659 | 196 | 45-0 | 73 | 60 | 10 | 33 | 716-19.9 |
| Taylor | 36-36 | 1182 | 143-340 | .421 | 68-177 | .384 | 124-157 | .790 | 81 | 23-0 | 70 | 61 | 2 | 18 | 478-13.3 |
| Butch | 30-29 | 584 | 97-204 | .475 | 16-47 | .340 | 55-94 | .585 | 178 | 47-0 | 19 | 33 | 14 | 10 | 265-8.8 |
| Flowers | 36-36 | 1050 | 84-190 | .442 | 27-86 | .314 | 63-86 | .733 | 141 | 87-1 | 105 | 52 | 9 | 58 | 258-7.2 |
| Landry | 36-6 | 692 | 81-156 | .519 | 13-36 | .361 | 36-64 | .563 | 116 | 77-0 | 30 | 44 | 31 | 20 | 211-5.9 |
| Krabbenhof | 36-1 | 724 | 58-118 | .492 | 10-25 | .400 | 48-68 | .706 | 173 | 56-1 | 58 | 37 | 3 | 20 | 174-4.8 |
| Bohannon | 33-0 | 495 | 49-110 | .445 | 27-74 | .365 | 26-31 | .839 | 48 | 36-0 | 35 | 22 | 3 | 11 | 151-4.6 |
| Chappell | 36-36 | 535 | 37-87 | .425 | 3-7 | .429 | 29-45 | .644 | 99 | 72-0 | 43 | 26 | 10 | 14 | 106-2.9 |
| Stiemsma | 34-0 | 336 | 27-54 | .500 | -- | -- | 21-26 | .808 | 56 | 61-0 | 38 | 33 | 30 | 3 | 75-2.2 |
| Hughes | 31-0 | 240 | 11-35 | .314 | 6-18 | .333 | 14-20 | .700 | 32 | 23-0 | 11 | 19 | 0 | 11 | 42-1.4 |
| Gullikson | 24-0 | 126 | 16-26 | .615 | -- | -- | 0-4 | .000 | 17 | 13-0 | 7 | 4 | 3 | 4 | 32-1.3 |
| Bronson | 18-0 | 34 | 3-9 | .333 | 0-3 | .000 | 2-2 | 1.000 | 4 | 2-0 | 4 | 0 | 0 | 4 | 8-0.4 |
| Perry | 7-0 | 23 | 3-7 | .429 | -- | -- | 1-2 | .500 | 3 | 5-0 | 1 | 3 | 0 | 1 | 7-1.0 |
| Cain | 16-0 | 23 | 2-5 | .400 | 0-1 | .000 | -- | -- | 2 | 3-0 | 0 | 0 | 1 | 0 | 4-0.3 |
| UW | 36 | 7225 | 867-1886 | .460 | 210-597 | .352 | 583-848 | .688 | 1258 | 551-2 | 494 | 116 | 116 | 207 | 2527-70.2 |
| Opp. | 36 | 7224 | 768-1875 | .410 | 201-584 | .344 | 346-526 | .658 | 1094 | 774-25 | 378 | 104 | 104 | 200 | 2083-57.9 |

2007-08 (31-5, 16-2)

| Name | G-S | MIN | FG-FGA | FG% | 3FG-FGA | 3FG% | FT-FTA | FT% | Reb. | PF-D | A | TO | BLK | STL | PTS-AVG |
|------------|-------|------|----------|------|---------|------|---------|------|------|--------|-----|-----|-----|-----|-----------|
| Butch | 36-36 | 885 | 162-355 | .456 | 25-81 | .309 | 97-150 | .647 | 237 | 69-1 | 29 | 51 | 29 | 20 | 446-12.4 |
| Hughes | 35-34 | 1056 | 121-307 | .394 | 43-137 | .314 | 108-157 | .688 | 107 | 78-1 | 86 | 73 | 4 | 62 | 393-11.2 |
| Landry | 36-36 | 1057 | 146-313 | .466 | 19-54 | .352 | 78-102 | .765 | 194 | 71-1 | 50 | 65 | 27 | 16 | 389-10.8 |
| Flowers | 36-29 | 1139 | 123-276 | .446 | 49-119 | .412 | 50-71 | .704 | 139 | 90-2 | 97 | 73 | 5 | 59 | 345-9.6 |
| Bohannon | 36-2 | 948 | 85-198 | .429 | 53-135 | .393 | 72-83 | .867 | 85 | 47-0 | 50 | 38 | 3 | 15 | 295-8.2 |
| Krabbenhof | 36-36 | 1118 | 94-194 | .485 | 6-28 | .214 | 78-104 | .750 | 233 | 66-0 | 90 | 59 | 8 | 26 | 272-7.6 |
| Stiemsma | 35-7 | 403 | 51-93 | .548 | -- | -- | 19-23 | .826 | 108 | 53-0 | 25 | 25 | 40 | 13 | 121-3.5 |
| Leuer | 32-0 | 276 | 34-72 | .472 | 12-26 | .462 | 14-29 | .483 | 40 | 12-0 | 12 | 20 | 3 | 4 | 94-2.9 |
| Gullikson | 15-0 | 101 | 10-22 | .455 | 0-2 | .000 | 5-10 | .600 | 17 | 11-0 | 6 | 8 | 0 | 1 | 25-1.7 |
| Gavinski | 7-0 | 15 | 2-8 | .250 | 0-1 | .000 | 1-4 | .250 | 5 | 6-0 | 0 | 0 | 0 | 0 | 5-0.7 |
| Jarmusz | 22-0 | 89 | 6-10 | .600 | 2-5 | .400 | 1-4 | .250 | 10 | 7-0 | 2 | 5 | 0 | 1 | 15-0.7 |
| Bronson | 21-0 | 33 | 3-10 | .300 | 3-7 | .429 | 1-4 | .250 | 6 | 1-0 | 3 | 5 | 0 | 3 | 10-0.5 |
| Cain | 10-0 | 17 | 2-4 | .500 | -- | -- | -- | -- | 4 | 1-0 | 1 | 1 | 0 | 0 | 4-0.4 |
| Nankivil | 19-0 | 46 | 2-8 | .250 | -- | -- | 3-6 | .500 | 16 | 3-0 | 2 | 2 | 1 | 0 | 7-0.4 |
| Smith | 2-0 | 2 | -- | -- | -- | -- | -- | -- | 0 | 0-0 | 0 | 1 | 0 | 0 | 0-0.0 |
| Valentyn | 10-0 | 15 | 0-2 | .000 | 0-1 | .000 | -- | -- | 2 | 0-0 | 2 | 0 | 0 | 1 | 0-0.0 |
| UW | 36 | 7200 | 841-1872 | .449 | 212-596 | .356 | 527-747 | .705 | 1292 | 517-5 | 455 | 438 | 120 | 221 | 2421-67.2 |
| Opp. | 36 | 7200 | 719-1879 | .383 | 194-620 | .313 | 326-477 | .683 | 1088 | 725-22 | 360 | 491 | 102 | 226 | 1958-54.4 |

2008-09 (20-13, 10-8)

| Name | G-S | MIN | FG-FGA | FG% | 3FG-FGA | 3FG% | FT-FTA | FT% | Reb. | PF-D | A | TO | BLK | STL | PTS-AVG |
|------------|-------|------|----------|-------|---------|------|---------|-------|------|-------|-----|-----|-----|-----|-----------|
| Landry | 33-33 | 1033 | 166-331 | .502 | 29-79 | .367 | 57-91 | .626 | 151 | 79-1 | 51 | 54 | 35 | 25 | 418-12.7 |
| Hughes | 33-33 | 1065 | 121-317 | .382 | 52-145 | .359 | 105-137 | .766 | 105 | 83-2 | 94 | 62 | 1 | 49 | 399-12.1 |
| Bohannon | 33-33 | 1092 | 104-273 | .381 | 64-175 | .366 | 68-84 | .810 | 101 | 42-0 | 55 | 29 | 4 | 14 | 340-10.3 |
| Leuer | 33-12 | 704 | 115-247 | .466 | 16-54 | .296 | 46-76 | .605 | 126 | 62-2 | 28 | 44 | 20 | 17 | 292-8.8 |
| Krabbenhof | 33-33 | 1004 | 96-200 | .480 | 12-33 | .364 | 66-78 | .846 | 220 | 86-3 | 81 | 50 | 16 | 30 | 270-8.2 |
| Nankivil | 31-20 | 434 | 53-110 | .482 | 9-14 | .643 | 23-28 | .821 | 76 | 38-0 | 10 | 16 | 5 | 10 | 138-4.5 |
| Jarmusz | 33-0 | 532 | 34-71 | .479 | 21-50 | .420 | 24-32 | .750 | 72 | 28-0 | 13 | 17 | 1 | 3 | 113-3.4 |
| Taylor | 33-0 | 437 | 19-73 | .260 | 5-26 | .192 | 10-17 | .588 | 31 | 67-0 | 38 | 17 | 0 | 10 | 53-1.6 |
| Wilson | 28-0 | 170 | 10-30 | .333 | 4-14 | .286 | 18-25 | .720 | 18 | 15-0 | 4 | 17 | 2 | 4 | 42-1.5 |
| Cain | 8-0 | 14 | 3-3 | 1.000 | -- | -- | 2-2 | 1.000 | 2 | 1-0 | 0 | 1 | 0 | 0 | 8-1.0 |
| Gullikson | 25-1 | 180 | 11-26 | .423 | -- | -- | 2-11 | .182 | 28 | 22-0 | 15 | 5 | 1 | 1 | 24-1.0 |
| Gavinski | 4-0 | 7 | -- | -- | -- | -- | 2-2 | 1.000 | 3 | 1-0 | 0 | 0 | 1 | 0 | 2-0.5 |
| Markolf | 4-0 | 5 | 1-1 | 1.000 | -- | -- | -- | -- | 0 | 0-0 | 2 | 0 | 0 | 0 | 2-0.5 |
| Valentyn | 8-0 | 15 | 1-2 | .500 | 1-2 | .500 | 1-2 | .500 | 2 | 3-0 | 1 | 1 | 0 | 0 | 3-0.4 |
| Smith | 8-0 | 8 | 1-2 | .500 | -- | -- | -- | -- | 0 | 2-0 | 1 | 2 | 0 | 0 | 2-0.3 |
| UW | 33 | 6700 | 735-1686 | .436 | 213-592 | .360 | 423-583 | .726 | 1020 | 532-8 | 393 | 330 | 86 | 163 | 2106-63.8 |
| Opp. | 33 | 6700 | 700-1593 | .439 | 158-486 | .325 | 390-543 | .718 | 941 | 595-9 | 343 | 386 | 81 | 143 | 1948-59.0 |

2009-10 (24-9, 13-5)

| Name | G-S | MIN | FG-FGA | FG% | 3FG-FGA | 3FG% | FT-FTA | FT% | Reb. | PF-D | A | TO | BLK | STL | PTS-AVG |
|------------|-------|------|----------|------|---------|-------|---------|-------|------|--------|-----|-----|-----|-----|-----------|
| Leuer | 24-22 | 691 | 142-272 | .522 | 18-46 | .391 | 67-93 | .720 | 139 | 50-1 | 39 | 24 | 32 | 13 | 369-15.4 |
| Hughes | 33-33 | 1077 | 162-399 | .406 | 74-187 | .396 | 107-150 | .713 | 148 | 107-3 | 86 | 68 | 16 | 55 | 505-15.3 |
| Bohannon | 33-33 | 1214 | 127-277 | .458 | 68-175 | .389 | 62-71 | .873 | 119 | 50-1 | 71 | 41 | 14 | 30 | 384-11.6 |
| Taylor | 33-17 | 975 | 111-281 | .395 | 35-107 | .237 | 74-103 | .718 | 105 | 80-0 | 118 | 39 | 3 | 30 | 331-10.0 |
| Nankivil | 33-33 | 826 | 102-207 | .493 | 24-76 | .316 | 40-54 | .741 | 156 | 81-0 | 33 | 30 | 29 | 21 | 268-8.1 |
| Evans | 33-0 | 435 | 48-110 | .436 | 1-5 | .200 | 19-31 | .613 | 100 | 49-0 | 21 | 26 | 11 | 12 | 116-3.5 |
| Wilson | 30-0 | 365 | 35-64 | .547 | 7-23 | .304 | 17-22 | .773 | 47 | 32-0 | 13 | 14 | 2 | 9 | 94-3.1 |
| Jarmusz | 33-27 | 718 | 25-81 | .309 | 18-61 | .295 | 16-23 | .696 | 97 | 40-0 | 20 | 15 | 4 | 11 | 84-2.5 |
| Bruesewitz | 28-0 | 207 | 12-35 | .333 | 0-8 | .000 | 8-10 | .800 | 57 | 29-1 | 5 | 9 | 1 | 2 | 32-1.1 |
| Berggren | 19-0 | 77 | 8-13 | .615 | 1-1 | 1.000 | 3-6 | .500 | 8 | 10-0 | 4 | 4 | 1 | 0 | 20-1.1 |
| Smith | 8-0 | 22 | 2-6 | .333 | 0-0 | -- | 1-3 | .333 | 2 | 2-0 | 0 | 1 | 0 | 4 | 5-0.6 |
| Valentyn | 9-0 | 19 | 1-2 | .500 | 0-1 | .000 | 2-2 | 1.000 | 1 | 4-0 | 1 | 2 | 0 | 0 | 4-0.4 |
| Gavinski | 6-0 | 12 | 1-2 | .500 | 0-0 | -- | 0-0 | -- | 3 | 1-0 | 1 | 0 | 0 | 0 | 2-0.3 |
| Wise | 1-0 | 2 | 0-0 | -- | 0-0 | -- | 0-0 | -- | 0 | 0-0 | 0 | 0 | 0 | 0 | 0-0.0 |
| Fahey | 5-0 | 7 | 0-0 | -- | 0-0 | -- | 0-0 | -- | 1 | 0-0 | 0 | 0 | 0 | 0 | 0-0.0 |
| Markolf | 2-0 | 3 | 0-0 | -- | 0-0 | -- | 0-0 | -- | 0 | 1-0 | 0 | 1 | 0 | 0 | 0-0.0 |
| UW | 33 | 6650 | 776-1750 | .443 | 246-690 | .357 | 416-568 | .732 | 1056 | 537-6 | 412 | 289 | 113 | 187 | 2214-67.1 |
| Opp. | 33 | 6650 | 673-1586 | .424 | 138-402 | .343 | 394-572 | .689 | 1002 | 586-12 | 396 | 396 | 74 | 148 | 1878-56.9 |

2010-11 (25-9, 13-5)

| Name | G-S | MIN | FG-FGA | FG% | 3FG-FGA | 3FG% | FT-FTA | FT% | Reb. | PF-D | A | TO | BLK | STL | PTS-AVG |
|------------|-------|------|----------|------|---------|------|---------|------|------|--------|-----|-----|-----|-----|-----------|
| Leuer | 34-34 | 1139 | 227-483 | .470 | 54-146 | .370 | 113-134 | .843 | 246 | 75-1 | 56 | 54 | 30 | 17 | 621-18.3 |
| Taylor | 34-34 | 1241 | 194-448 | .433 | 75-175 | .429 | 154-185 | .832 | 139 | 80-3 | 161 | 42 | 5 | 25 | 617-18.1 |
| Nankivil | 34-34 | 949 | 120-242 | .496 | 59-129 | .457 | 31-37 | .838 | 144 | 67-2 | 23 | 29 | 42 | 16 | 330-9.7 |
| Gasser | 34-30 | 957 | 68-144 | .472 | 19-63 | .302 | 47-55 | .855 | 132 | 80-3 | 75 | 30 | 2 | 17 | 202-5.9 |
| Bruesewitz | 34-13 | 675 | 57-121 | .471 | 20-62 | .323 | 22-29 | .759 | 105 | 63-0 | 34 | 28 | 4 | 10 | 156-4.6 |
| Jarmusz | 34-21 | 805 | 40-105 | .381 | 32-89 | .360 | 21-23 | .913 | 75 | 35-1 | 43 | 12 | 1 | 23 | 133-3.9 |
| Evans | 34-0 | 393 | 33-106 | .311 | 0-3 | .000 | 29-39 | .744 | 79 | 39-0 | 16 | 23 | 11 | 6 | 95-2.8 |
| Berggren | 29-1 | 200 | 27-55 | .491 | 7-22 | .318 | 8-13 | .615 | 31 | 37-1 | 9 | 14 | 10 | 1 | 69-2.4 |
| Wilson | 23-0 | 168 | 14-42 | .333 | 1-17 | .059 | 7-8 | .875 | 23 | 14-0 | 8 | 6 | 0 | 2 | 36-1.6 |
| Valentyn | 24-0 | 123 | 8-23 | .348 | 8-23 | .348 | 1-2 | .500 | 9 | 12-0 | 4 | 4 | 0 | 1 | 25-1.0 |
| Brust | 15-0 | 45 | 4-16 | .250 | 2-10 | .200 | 0-0 | -- | 7 | 5-0 | 1 | 2 | 0 | 1 | 10-0.7 |
| Smith | 26-1 | 128 | 5-16 | .313 | 1-5 | .200 | 2-6 | .333 | 12 | 12-0 | 12 | 4 | 0 | 2 | 13-0.5 |
| Dukan | 8-0 | 15 | 1-4 | .250 | 0-0 | -- | 0-0 | -- | 5 | 1-0 | 0 | 0 | 0 | 0 | 2-0.3 |
| Gavinski | 6-0 | 9 | 0-3 | .000 | 0-0 | -- | 1-2 | .500 | 2 | 2-0 | 0 | 1 | 0 | 0 | 1-0.2 |
| Fahey | 3-0 | 1 | 0-0 | -- | 0-0 | -- | 0-0 | -- | 0 | 0-0 | 0 | 0 | 0 | 0 | 0-0.0 |
| Wise | 1-0 | 2 | 0-0 | -- | 0-0 | -- | 0-0 | -- | 0 | 0-0 | 0 | 0 | 0 | 0 | 0-0.0 |
| UW | 34 | 6850 | 798-1808 | .441 | 278-744 | .374 | 436-533 | .818 | 1088 | 522-11 | 442 | 258 | 105 | 121 | 2310-67.9 |
| Opp. | 34 | 6850 | 705-1647 | .428 | 179-484 | .370 | 403-542 | .744 | 968 | 570-8 | 325 | 329 | 61 | 133 | 1992-58.6 |

2011-12 (26-10, 12-6)

| Name | G-S | MIN | FG-FGA | FG% | 3FG-FGA | 3FG% | FT-FTA | FT% | Reb. | PF-D | A | TO | BLK | STL | PTS-AVG |
|------------|-------|------|----------|-------|---------|-------|---------|------|------|-------|-----|-----|-----|-----|-----------|
| Taylor | 36-36 | 1297 | 166-413 | .402 | 65-176 | .369 | 135-172 | .785 | 137 | 73-0 | 147 | 56 | 1 | 37 | 532-14.8 |
| Evans | 36-36 | 1098 | 151-343 | .440 | 10-38 | .263 | 85-117 | .726 | 243 | 74-1 | 58 | 57 | 33 | 26 | 397-11.0 |
| Berggren | 36-36 | 1000 | 141-312 | .452 | 45-121 | .372 | 52-71 | .732 | 176 | 86-2 | 27 | 51 | 60 | 32 | 379-10.5 |
| Gasser | 36-36 | 1227 | 84-181 | .464 | 42-93 | .452 | 65-83 | .783 | 152 | 66-0 | 67 | 43 | 3 | 25 | 275-7.6 |
| Brust | 36-0 | 768 | 92-232 | .397 | 58-149 | .389 | 20-24 | .833 | 79 | 33-0 | 26 | 26 | 0 | 24 | 262-7.3 |
| Bruesewitz | 36-36 | 918 | 71-180 | .394 | 25-85 | .294 | 36-51 | .706 | 185 | 92-3 | 63 | 38 | 12 | 22 | 203-5.6 |
| Wilson | 36-0 | 467 | 49-118 | .415 | 25-65 | .385 | 22-32 | .688 | 51 | 32-0 | 22 | 14 | 3 | 7 | 145-4.0 |
| Kaminsky | 35-0 | 271 | 23-56 | .411 | 10-35 | .286 | 7-14 | .500 | 50 | 34-0 | 10 | 10 | 13 | 4 | 63-1.8 |
| Wise | 6-0 | 10 | 3-3 | 1.000 | 1-1 | 1.000 | 0-0 | -- | 0 | 0-0 | 0 | 1 | 0 | 0 | 7-1.2 |
| Jackson | 17-0 | 92 | 7-19 | .368 | 3-8 | .375 | 2-3 | .667 | 16 | 7-0 | 3 | 7 | 1 | 1 | 19-1.1 |
| Smith | 7-0 | 12 | 2-3 | .667 | 1-1 | 1.000 | 0-0 | -- | 2 | 0-0 | 0 | 0 | 0 | 0 | 5-0.7 |
| Dukan | 13-0 | 41 | 4-7 | .571 | 0-2 | .000 | 1-4 | .250 | 7 | 2-0 | 2 | 3 | 0 | 3 | 9-0.7 |
| Anderson | 14-0 | 35 | 3-6 | .500 | 0-1 | .000 | 0-4 | . | 7 | 10-0 | 3 | 1 | 0 | 0 | 6-0.4 |
| Fahey | 9-0 | 14 | 1-2 | .500 | 0-0 | -- | 0-0 | -- | 7 | 1-0 | 0 | 1 | 0 | 0 | 2-0.2 |
| UW | 36 | 7250 | 797-1875 | .425 | 285-775 | .368 | 425-575 | .739 | 1207 | 512-6 | 428 | 320 | 126 | 181 | 2304-64.0 |
| Opp. | 36 | 7250 | 708-1819 | .389 | 129-439 | .294 | 370-542 | .683 | 1123 | 604-7 | 286 | 388 | 84 | 154 | 1915-53.2 |

2012-13 (23-12, 12-6)

| Name | G-S | MIN | FG-FGA | FG% | 3FG-FGA | 3FG% | FT-FTA | FT% | Reb. | PF-D | A | TO | BLK | STL | PTS-AVG |
|------------|-------|------|----------|------|---------|-------|---------|-------|------|--------|-----|-----|-----|-----|-----------|
| Brust | 35-35 | 1200 | 140-330 | .424 | 79-203 | .389 | 29-43 | .674 | 180 | 47-1 | 79 | 40 | 2 | 34 | 388-11.1 |
| Berggren | 35-35 | 999 | 145-308 | .471 | 21-83 | .253 | 73-104 | .702 | 242 | 53-0 | 30 | 36 | 73 | 20 | 384-11.0 |
| Evans | 35-35 | 1017 | 144-365 | .395 | 2-24 | .083 | 63-148 | .426 | 257 | 64-1 | 70 | 55 | 28 | 26 | 353-10.1 |
| Dekker | 35-3 | 780 | 118-247 | .478 | 50-128 | .391 | 49-71 | .690 | 118 | 43-0 | 47 | 37 | 14 | 23 | 335-9.6 |
| Jackson | 35-29 | 973 | 84-226 | .372 | 22-75 | .293 | 52-68 | .765 | 88 | 75-1 | 99 | 73 | 6 | 35 | 242-6.9 |
| Bruesewitz | 33-30 | 923 | 71-177 | .401 | 30-106 | .283 | 38-55 | .691 | 175 | 84-4 | 60 | 48 | 9 | 29 | 210-6.4 |
| Kaminsky | 32-2 | 329 | 43-98 | .439 | 14-45 | .311 | 33-43 | .767 | 56 | 40-0 | 26 | 9 | 17 | 14 | 133-4.2 |
| Marshall | 35-6 | 552 | 49-138 | .355 | 35-95 | .368 | 10-16 | .625 | 25 | 47-0 | 35 | 18 | 0 | 7 | 143-4.1 |
| Showalter | 22-0 | 147 | 11-29 | .379 | 2-10 | .200 | 13-19 | .684 | 23 | 18-0 | 12 | 8 | 1 | 7 | 37-1.7 |
| Fahey | 10-0 | 28 | 3-6 | .500 | 0-1 | .000 | 5-6 | .833 | 6 | 0-0 | 2 | 2 | 1 | 1 | 11-1.1 |
| Bohannon | 17-0 | 80 | 7-15 | .467 | 2-5 | .400 | 1-6 | .167 | 23 | 6-0 | 2 | 3 | 2 | 2 | 17-1.0 |
| Anderson | 12-0 | 38 | 4-7 | .571 | 0-1 | .000 | 1-1 | 1.000 | 2 | 10-0 | 2 | 3 | 0 | 1 | 9-0.8 |
| Smith | 10-0 | 21 | 3-10 | .300 | 1-7 | .143 | 0-0 | --- | 4 | 2-0 | 1 | 0 | 0 | 0 | 7-0.7 |
| Wise | 9-0 | 13 | 1-3 | .333 | 1-1 | 1.000 | 2-2 | 1.000 | 3 | 2-0 | 0 | 2 | 0 | 1 | 5-0.6 |
| UW | 35 | 7100 | 823-1959 | .420 | 259-784 | .330 | 369-582 | .634 | 1287 | 491-7 | 465 | 342 | 153 | 200 | 2274-65.0 |
| Opp. | 35 | 7100 | 744-1890 | .394 | 136-470 | .289 | 334-485 | .689 | 1163 | 605-15 | 300 | 392 | 85 | 198 | 1958-55.9 |

2013-14 (30-8, 12-6)

| Name | G-S | MIN | FG-FGA | FG% | 3FG-FGA | 3FG% | FT-FTA | FT% | Reb. | PF-D | A | TO | BLK | STL | PTS-AVG |
|----------|-------|------|----------|------|---------|------|---------|-------|------|-------|-----|-----|-----|-----|-----------|
| Kaminsky | 38-38 | 1032 | 196-371 | .528 | 37-98 | .378 | 101-132 | .765 | 240 | 96-1 | 49 | 39 | 66 | 26 | 530-13.9 |
| Brust | 38-38 | 1318 | 156-372 | .419 | 96-244 | .393 | 80-89 | .899 | 171 | 36-0 | 50 | 27 | 2 | 29 | 488-12.8 |
| Dekker | 38-38 | 1134 | 168-358 | .469 | 42-129 | .326 | 94-137 | .686 | 231 | 52-0 | 52 | 41 | 22 | 29 | 472-12.4 |
| Jackson | 38-38 | 1170 | 122-299 | .408 | 34-89 | .382 | 129-167 | .772 | 144 | 88-0 | 151 | 82 | 4 | 26 | 407-10.7 |
| Gasser | 38-38 | 1270 | 84-194 | .433 | 47-109 | .431 | 118-136 | .868 | 152 | 97-2 | 72 | 32 | 6 | 25 | 333-8.8 |
| Hayes | 38-0 | 663 | 98-192 | .510 | 0-0 | --- | 96-164 | .585 | 106 | 99-1 | 36 | 45 | 20 | 32 | 292-7.7 |
| Koenig | 37-0 | 572 | 51-115 | .443 | 22-67 | .328 | 6-8 | .750 | 46 | 50-0 | 41 | 18 | 3 | 11 | 130-3.5 |
| Dukan | 38-0 | 309 | 41-82 | .500 | 15-41 | .366 | 10-14 | .714 | 57 | 32-0 | 11 | 8 | 1 | 3 | 107-2.8 |
| Marshall | 2-0 | 25 | 1-4 | .250 | 0-2 | .000 | 2-2 | 1.000 | 0 | 2-0 | 1 | 1 | 0 | 0 | 4-2.0 |
| Bohannon | 14-0 | 27 | 4-7 | .571 | 2-3 | .667 | 2-2 | 1.000 | 5 | 1-0 | 0 | 0 | 0 | 2 | 12-0.9 |
| Hill | 11-0 | 25 | 1-7 | .143 | 1-4 | .250 | 4-7 | .571 | 3 | 5-0 | 1 | 2 | 0 | 0 | 7-0.6 |
| Brown | 14-0 | 44 | 3-11 | .273 | 0-0 | --- | 0-3 | .000 | 12 | 5-0 | 3 | 2 | 0 | 0 | 6-0.4 |
| Anderson | 14-0 | 36 | 2-6 | .333 | 1-4 | .250 | 0-0 | --- | 3 | 9-0 | 1 | 2 | 3 | 0 | 5-0.4 |
| UW | 38 | 7625 | 927-2018 | .459 | 297-790 | .376 | 642-861 | .746 | 1266 | 574-4 | 468 | 307 | 127 | 183 | 2793-73.5 |
| Opp. | 38 | 7625 | 915-2134 | .429 | 184-540 | .341 | 418-579 | .722 | 1212 | 763-x | 364 | 370 | 105 | 161 | 2432-64.0 |

2014-15 (36-4, 16-2)

| Name | G-S | MIN | FG-FGA | FG% | 3FG-FGA | 3FG% | FT-FTA | FT% | Reb. | PF-D | A | TO | BLK | STL | PTS-AVG |
|-----------|-------|------|-----------|------|---------|------|---------|------|------|-------|-----|-----|-----|-----|-----------|
| Kaminsky | 39-39 | 1311 | 267-488 | .547 | 42-101 | .416 | 156-200 | .780 | 320 | 65-0 | 103 | 63 | 57 | 33 | 732-18.8 |
| Dekker | 40-40 | 1239 | 213-406 | .525 | 50-151 | .331 | 80-113 | .708 | 220 | 42-0 | 49 | 36 | 18 | 21 | 556-13.9 |
| Hayes | 40-40 | 1318 | 166-334 | .497 | 40-101 | .396 | 125-168 | .744 | 247 | 76-1 | 79 | 51 | 16 | 34 | 497-12.4 |
| Koenig | 40-24 | 1152 | 115-278 | .414 | 62-153 | .405 | 56-69 | .812 | 70 | 64-2 | 98 | 33 | 8 | 9 | 348-8.7 |
| Jackson | 21-17 | 506 | 60-139 | .432 | 11-39 | .282 | 40-47 | .851 | 35 | 27-0 | 54 | 32 | 3 | 19 | 171-8.1 |
| Gasser | 40-40 | 1320 | 77-174 | .443 | 49-126 | .389 | 62-75 | .827 | 139 | 90-1 | 70 | 21 | 8 | 30 | 265-6.6 |
| Dukan | 38-0 | 605 | 60-155 | .387 | 29-91 | .319 | 31-46 | .674 | 98 | 48-0 | 24 | 25 | 3 | 8 | 180-4.7 |
| Showalter | 35-0 | 266 | 23-53 | .434 | 2-14 | .143 | 24-27 | .889 | 45 | 38-0 | 16 | 5 | 4 | 10 | 72-2.1 |
| Brown | 34-0 | 214 | 26-59 | .441 | 0-0 | --- | 10-17 | .588 | 43 | 38-0 | 7 | 15 | 8 | 8 | 62-1.8 |
| Dearring | 15-0 | 39 | 4-10 | .400 | 3-7 | .429 | 0-1 | .000 | 4 | 5-0 | 1 | 6 | 0 | 1 | 11-0.7 |
| Moesch | 14-0 | 28 | 2-7 | .286 | 0-1 | .000 | 0-2 | .000 | 6 | 4-0 | 3 | 2 | 1 | 0 | 4-0.3 |
| Ferris | 9-0 | 17 | 1-3 | .333 | 0-1 | .000 | 0-0 | --- | 5 | 1-0 | 0 | 1 | 1 | 1 | 2-0.2 |
| Smith | 14-0 | 35 | 0-9 | .000 | 0-5 | .000 | 0-0 | --- | 2 | 3-0 | 0 | 0 | 0 | 0 | 0-0.0 |
| UW | 40 | 8050 | 1014-2115 | .479 | 288-790 | .365 | 584-765 | .763 | 1338 | 501-4 | 504 | 296 | 127 | 174 | 2900-72.5 |
| Opp. | 40 | 8050 | 896-2092 | .428 | 202-538 | .375 | 333-469 | .710 | 1106 | 723-x | 359 | 378 | 84 | 163 | 2327-58.2 |

2015-16 (22-13, 12-6)

| Name | G-S | MIN | FG-FGA | FG% | 3FG-FGA | 3FG% | FT-FTA | FT% | Reb. | PF-D | A | TO | BLK | STL | PTS-AVG |
|------------|-------|------|----------|------|---------|------|---------|-------|------|-------|-----|-----|-----|-----|-----------|
| Hayes | 35-35 | 1267 | 161-438 | .368 | 39-133 | .293 | 190-258 | .736 | 204 | 71-0 | 104 | 79 | 14 | 39 | 551-15.7 |
| Koenig | 35-35 | 1222 | 151-385 | .392 | 83-213 | .390 | 74-97 | .763 | 97 | 76-2 | 84 | 52 | 6 | 14 | 459-13.1 |
| Happ | 35-35 | 982 | 163-303 | .538 | 0-0 | .000 | 108-168 | .643 | 278 | 106-1 | 44 | 76 | 32 | 63 | 434-12.4 |
| Brown | 35-34 | 888 | 130-292 | .445 | 38-95 | .400 | 42-55 | .764 | 174 | 86-2 | 29 | 40 | 19 | 19 | 340-9.7 |
| Showalter | 35-35 | 1099 | 90-198 | .455 | 37-107 | .346 | 45-56 | .804 | 134 | 102-4 | 76 | 48 | 7 | 36 | 262-7.5 |
| Hill | 30-1 | 467 | 33-87 | .379 | 17-51 | .333 | 4-6 | .667 | 42 | 44-0 | 24 | 19 | 1 | 9 | 87-2.9 |
| Iverson | 34-0 | 443 | 33-70 | .471 | 2-12 | .167 | 19-36 | .528 | 63 | 30-0 | 21 | 31 | 20 | 12 | 87-2.6 |
| Thomas | 31-0 | 282 | 27-73 | .370 | 4-15 | .267 | 14-30 | .467 | 63 | 33-0 | 3 | 5 | 11 | 5 | 72-2.3 |
| Illikainen | 33-0 | 324 | 26-63 | .413 | 9-28 | .321 | 10-15 | .667 | 49 | 33-0 | 13 | 11 | 3 | 6 | 71-2.2 |
| Dearring | 3-0 | 6 | 0-2 | .000 | 0-2 | .000 | 2-2 | 1.000 | 2 | 2-0 | 0 | 2 | 0 | 0 | 2-0.7 |
| Smith | 8-0 | 9 | 1-3 | .333 | 0-0 | .000 | 2-3 | .667 | 2 | 0-0 | 0 | 1 | 1 | 0 | 4-0.5 |
| Moesch | 16-0 | 48 | 1-2 | .500 | 0-0 | .000 | 2-2 | 1.000 | 5 | 4-0 | 1 | 1 | 0 | 2 | 4-0.3 |
| Schlundt | 5-0 | 4 | 0-0 | .000 | 0-0 | .000 | 0-0 | .000 | 0 | 0-0 | 1 | 0 | 0 | 0 | 0-0.0 |
| Decorah | 4-0 | 3 | 0-1 | .000 | 0-0 | .000 | 0-0 | .000 | 1 | 1-0 | 0 | 1 | 0 | 0 | 0-0.0 |
| Bax | 3-0 | 2 | 0-0 | .000 | 0-0 | .000 | 0-0 | .000 | 0 | 0-0 | 0 | 0 | 0 | 0 | 0-0.0 |
| Pritzl | 1-0 | 4 | 0-0 | .000 | 0-0 | .000 | 0-0 | .000 | 0 | 0-0 | 0 | 1 | 0 | 0 | 0-0.0 |
| Total | 35 | 7050 | 816-1917 | .426 | 229-656 | .349 | 512-728 | .703 | 1228 | 589-9 | 400 | 386 | 114 | 205 | 2373-67.8 |
| Opp. | 35 | 7050 | 794-1862 | .426 | 201-539 | .373 | 444-626 | .709 | 1121 | 697-x | 371 | 419 | 116 | 190 | 2233-63.8 |

2016-17 (27-10, 12-6)

| Name | G-S | MIN | FG-FGA | FG% | 3FG-FGA | 3FG% | FT-FTA | FT% | Reb. | PF-D | A | TO | BLK | STL | PTS-AVG |
|------------|-------|------|----------|------|---------|------|---------|-------|------|-------|-----|-----|-----|-----|-----------|
| Koenig | 36-35 | 1129 | 181-432 | .419 | 103-262 | .393 | 57-63 | .905 | 77 | 61-0 | 73 | 51 | 12 | 23 | 522-14.5 |
| Happ | 37-37 | 1027 | 218-372 | .586 | 0-0 | .000 | 81-162 | .500 | 332 | 102-3 | 104 | 81 | 43 | 67 | 517-14.0 |
| Hayes | 37-37 | 1198 | 180-394 | .457 | 22-70 | .314 | 135-230 | .587 | 245 | 67-0 | 100 | 63 | 14 | 28 | 517-14.0 |
| Showalter | 37-37 | 1092 | 107-214 | .500 | 49-123 | .398 | 44-53 | .830 | 107 | 99-3 | 65 | 41 | 11 | 57 | 307-8.3 |
| Brown | 37-37 | 777 | 92-231 | .398 | 44-138 | .319 | 25-33 | .758 | 143 | 76-1 | 37 | 52 | 17 | 18 | 253-6.8 |
| Trice | 37-2 | 677 | 70-184 | .380 | 38-91 | .418 | 30-38 | .789 | 69 | 51-0 | 63 | 37 | 3 | 20 | 208-5.6 |
| Iverson | 35-0 | 536 | 50-94 | .532 | 4-13 | .308 | 32-57 | .561 | 116 | 37-0 | 22 | 34 | 20 | 18 | 136-3.9 |
| Thomas | 28-0 | 177 | 21-54 | .389 | 2-6 | .333 | 18-20 | .900 | 36 | 40-0 | 6 | 17 | 4 | 0 | 62-2.2 |
| Pritzl | 24-0 | 195 | 13-38 | .342 | 5-21 | .238 | 14-19 | .737 | 26 | 18-0 | 2 | 5 | 0 | 7 | 45-1.9 |
| Hill | 35-0 | 348 | 19-54 | .352 | 9-35 | .257 | 6-9 | .667 | 38 | 26-0 | 16 | 9 | 1 | 6 | 53-1.5 |
| Van Vliet | 14-0 | 48 | 6-17 | .353 | 3-8 | .375 | 3-4 | .750 | 20 | 3-0 | 2 | 2 | 2 | 0 | 18-1.3 |
| Illikainen | 27-0 | 224 | 12-37 | .324 | 4-16 | .250 | 6-12 | .500 | 40 | 19-0 | 9 | 5 | 3 | 3 | 34-1.3 |
| Schlundt | 13-0 | 21 | 1-6 | .167 | 0-4 | .000 | 1-1 | 1.000 | 2 | 1-0 | 0 | 0 | 1 | 0 | 3-0.2 |
| Moesch | 18-0 | 40 | 1-4 | .250 | 0-0 | .000 | 1-2 | .500 | 7 | 1-0 | 2 | 0 | 0 | 2 | 3-0.2 |
| Ferris | 11-0 | 11 | 0-5 | .000 | 0-2 | .000 | 0-0 | .000 | 5 | 1-0 | 2 | 0 | 0 | 1 | 0-0.0 |
| Total | 37 | 7500 | 971-2136 | .455 | 283-789 | .359 | 453-703 | .644 | 1376 | 602-7 | 503 | 411 | 131 | 250 | 2678-72.4 |
| Opponents | 37 | 7500 | 822-1993 | .412 | 251-667 | .376 | 413-559 | .739 | 1144 | 680-x | 376 | 472 | 115 | 197 | 2308-62.4 |

2017-18 (15-18, 7-11)

| Name | G-S | MIN | FG-FGA | FG% | 3FG-FGA | 3FG% | FT-FTA | FT% | Reb. | PF-D | A | TO | BLK | STL | PTS-AVG |
|------------|-------|------|----------|-------|---------|-------|---------|-------|------|--------|-----|-----|-----|-----|-----------|
| Happ | 33-33 | 1017 | 242-458 | .528 | 1-11 | .091 | 105-191 | .550 | 265 | 87-4 | 122 | 93 | 35 | 49 | 590-17.9 |
| Davison | 33-29 | 1028 | 124-306 | .405 | 60-169 | .355 | 90-110 | .818 | 76 | 109-3 | 83 | 59 | 1 | 40 | 398-12.1 |
| Trice | 10-10 | 315 | 35-92 | .380 | 12-40 | .300 | 12-17 | .706 | 20 | 13-0 | 23 | 13 | 1 | 6 | 94-9.4 |
| Pritzl | 32-21 | 938 | 93-234 | .397 | 53-149 | .356 | 47-55 | .855 | 122 | 56-1 | 33 | 17 | 7 | 26 | 286-8.9 |
| Iverson | 33-33 | 1003 | 107-196 | .546 | 0-24 | .000 | 69-101 | .683 | 169 | 54-1 | 58 | 67 | 30 | 26 | 283-8.6 |
| Ford | 33-20 | 805 | 60-150 | .400 | 45-110 | .409 | 27-33 | .818 | 91 | 64-1 | 30 | 25 | 6 | 11 | 192-5.8 |
| Reuvers | 28-15 | 466 | 58-152 | .382 | 12-47 | .255 | 20-24 | .833 | 55 | 67-0 | 22 | 29 | 26 | 7 | 148-5.3 |
| King | 10-0 | 190 | 21-46 | .457 | 7-21 | .333 | 3-3 | 1.000 | 14 | 10-0 | 6 | 3 | 2 | 2 | 52-5.2 |
| Van Vliet | 17-4 | 131 | 18-39 | .462 | 12-23 | .522 | 10-14 | .714 | 23 | 14-0 | 3 | 5 | 3 | 1 | 58-3.4 |
| Thomas | 22-0 | 131 | 12-28 | .429 | 0-6 | .000 | 2-5 | .400 | 35 | 22-0 | 4 | 5 | 1 | 1 | 26-1.2 |
| Moesch | 26-0 | 157 | 7-9 | .778 | 2-2 | 1.000 | 14-15 | .933 | 14 | 14-0 | 7 | 6 | 0 | 3 | 30-1.2 |
| Schlundt | 24-0 | 193 | 8-36 | .222 | 6-27 | .222 | 0-0 | --- | 15 | 10-0 | 6 | 4 | 2 | 4 | 22-0.9 |
| Illikainen | 25-0 | 170 | 7-18 | .389 | 6-12 | .500 | 0-3 | .000 | 22 | 17-0 | 10 | 4 | 3 | 0 | 20-0.8 |
| McGrory | 9-0 | 72 | 0-5 | .000 | 0-3 | .000 | 5-7 | .714 | 8 | 5-0 | 4 | 7 | 0 | 4 | 5-0.6 |
| Ferris | 6-0 | 8 | 1-1 | 1.000 | 0-0 | --- | 0-0 | --- | 3 | 1-0 | 0 | 2 | 0 | 0 | 2-0.3 |
| Ballard | 1-0 | 1 | 0-0 | --- | 0-0 | --- | 0-0 | --- | 0 | 0 | 0 | 0 | 0 | 0 | 0-0.0 |
| Total | 33 | 6625 | 793-1770 | .448 | 216-644 | .335 | 404-578 | .699 | 1008 | 543-10 | 411 | 353 | 117 | 180 | 2206-66.8 |
| Opponents | 33 | 6625 | 798-1740 | .459 | 185-528 | .350 | 396-526 | .753 | 1023 | 611- | 378 | 386 | 122 | 175 | 2177-66.0 |

2018-19 (23-11, 14-6)

| Name | G-S | MIN | FG-FGA | FG% | 3FG-FGA | 3FG% | FT-FTA | FT% | Reb. | PF-D | A | TO | BLK | STL | PTS-AVG |
|------------|-------|------|----------|------|---------|-------|---------|-------|------|--------|-----|-----|-----|-----|-----------|
| Happ | 34-34 | 1089 | 257-485 | .530 | 0-5 | .000 | 75-161 | .466 | 342 | 87-4 | 153 | 104 | 44 | 38 | 589-17.3 |
| Davison | 34-34 | 1096 | 115-299 | .385 | 52-149 | .349 | 76-94 | .809 | 111 | 79-2 | 62 | 34 | 2 | 36 | 358-10.5 |
| Trice | 34-34 | 1107 | 133-346 | .384 | 76-195 | .390 | 51-68 | .750 | 94 | 65-1 | 90 | 45 | 1 | 30 | 393-11.6 |
| Pritzl | 34-0 | 668 | 50-108 | .463 | 32-78 | .410 | 30-36 | .833 | 83 | 36-0 | 17 | 10 | 3 | 10 | 162-4.8 |
| Iverson | 33-33 | 810 | 89-164 | .543 | 1-6 | .167 | 48-77 | .623 | 150 | 58-1 | 30 | 36 | 13 | 31 | 227-6.9 |
| Ford | 31-0 | 429 | 35-103 | .340 | 23-80 | .288 | 4-4 | 1.000 | 59 | 44-0 | 11 | 16 | 4 | 8 | 97-3.1 |
| Reuvers | 34-34 | 779 | 105-234 | .449 | 32-84 | .381 | 26-41 | .634 | 133 | 81-1 | 34 | 32 | 60 | 10 | 268-7.9 |
| King | 34-1 | 646 | 55-123 | .447 | 15-49 | .306 | 19-29 | .655 | 73 | 27-0 | 17 | 17 | 3 | 9 | 144-4.2 |
| Thomas | 29-0 | 147 | 18-41 | .439 | 3-10 | .300 | 7-11 | .636 | 36 | 23-0 | 5 | 9 | 10 | 3 | 46-1.6 |
| McGrory | 13-0 | 31 | 2-5 | .400 | 2-4 | .500 | 0-0 | .000 | 2 | 2-0 | 1 | 2 | 0 | 0 | 6-0.5 |
| Strickland | 16-0 | 50 | 9-23 | .391 | 4-8 | .500 | 6-8 | .750 | 5 | 5-0 | 7 | 5 | 0 | 2 | 28-1.8 |
| Anderson | 8-0 | 55 | 6-10 | .600 | 1-1 | 1.000 | 0-0 | .000 | 9 | 3-0 | 3 | 1 | 0 | 0 | 13-1.6 |
| Ballard | 9-0 | 17 | 0-4 | .000 | 0-3 | .000 | 2-2 | 1.000 | 3 | 2-0 | 0 | 0 | 0 | 0 | 2-0.2 |
| Total | 34 | 6924 | 874-1945 | .449 | 241-672 | .359 | 344-531 | .648 | 1197 | 512-9 | 430 | 328 | 140 | 177 | 2333-68.6 |
| Opponents | 34 | 6927 | 774-1950 | .397 | 215-682 | .315 | 336-503 | .668 | 1206 | 591-11 | 352 | 386 | 138 | 176 | 2099-61.7 |

2019-20 (21-10, 14-6)

| Name | G-S | MIN | FG-FGA | FG% | 3FG-FGA | 3FG% | FT-FTA | FT% | Reb. | PF-D | A | TO | BLK | STL | PTS-AVG |
|--------------|-------|------|----------|-------|---------|------|---------|-------|------|-------|-----|-----|-----|-----|-----------|
| Reuvers | 31-31 | 811 | 147-328 | .448 | 30-89 | .337 | 81-103 | .786 | 140 | 97-2 | 18 | 46 | 58 | 15 | 405-13.1 |
| Potter | 21-3 | 374 | 76-144 | .528 | 23-51 | .451 | 37-43 | .860 | 131 | 36-0 | 8 | 33 | 21 | 8 | 212-10.1 |
| King | 19-19 | 538 | 73-159 | .459 | 7-28 | .250 | 37-55 | .673 | 54 | 27-0 | 30 | 29 | 6 | 10 | 190-10.0 |
| Trice | 31-31 | 997 | 104-274 | .380 | 56-149 | .376 | 41-55 | .745 | 125 | 37-0 | 131 | 53 | 4 | 24 | 305-9.8 |
| Davison | 30-30 | 926 | 92-233 | .395 | 47-131 | .359 | 65-77 | .844 | 129 | 73-1 | 56 | 27 | 0 | 23 | 296-9.9 |
| Ford | 31-31 | 777 | 96-222 | .432 | 41-120 | .342 | 34-49 | .694 | 137 | 61-2 | 33 | 31 | 12 | 15 | 267-8.6 |
| Pritzl | 31-7 | 839 | 82-211 | .389 | 50-135 | .370 | 34-40 | .850 | 116 | 49-0 | 22 | 22 | 7 | 17 | 248-8.0 |
| Wahl | 31-3 | 479 | 34-79 | .430 | 6-28 | .214 | 7-18 | .389 | 82 | 64-0 | 32 | 33 | 5 | 20 | 81-2.6 |
| Anderson | 31-0 | 379 | 19-49 | .388 | 7-25 | .280 | 11-14 | .786 | 41 | 18-0 | 38 | 17 | 1 | 4 | 56-1.8 |
| McGrory | 14-0 | 59 | 5-13 | .385 | 2-7 | .286 | 3-4 | .750 | 9 | 9-0 | 5 | 1 | 0 | 1 | 15-1.1 |
| Ballard | 10-0 | 10 | 1-1 | 1.000 | 0-0 | .000 | 2-2 | 1.000 | 1 | 0-0 | 0 | 0 | 0 | 0 | 4-0.4 |
| Hedstrom | 6-0 | 14 | 1-2 | .500 | 0-0 | .000 | 0-0 | .000 | 2 | 3-0 | 0 | 1 | 0 | 0 | 2-0.3 |
| Cuevas | 6-0 | 6 | 0-1 | .000 | 0-1 | .000 | 1-2 | .500 | 0 | 0-0 | 0 | 0 | 0 | 1 | 1-0.2 |
| Higginbottom | 9-0 | 9 | 0-1 | .000 | 0-0 | .000 | 0-0 | .000 | 1 | 0-0 | 0 | 1 | 0 | 0 | 0-0.0 |
| Qawi | 7-0 | 7 | 0-1 | .000 | 0-0 | .000 | 0-0 | .000 | 1 | 2-0 | 0 | 1 | 0 | 0 | 0-0.0 |
| Total | 31 | 6225 | 730-1718 | .425 | 269-764 | .352 | 353-462 | .764 | 1051 | 476-5 | 373 | 309 | 114 | 138 | 2082-67.2 |
| Opponents | 31 | 6225 | 717-1747 | .410 | 188-568 | .331 | 305-442 | .690 | 1070 | 518-9 | 343 | 339 | 92 | 154 | 1927-62.2 |

2020-21 (18-13, 10-10)

| Name | G-S | MIN | FG-FGA | FG% | 3FG-FGA | 3FG% | FT-FTA | FT% | Reb. | PF-D | A | TO | BLK | STL | PTS-AVG |
|--------------|-------|------|----------|------|---------|-------|---------|------|------|-------|-----|-----|-----|-----|-----------|
| Trice | 31-31 | 1032 | 144-351 | .410 | 62-166 | .373 | 80-101 | .792 | 105 | 51-2 | 123 | 56 | 1 | 26 | 430-13.9 |
| Potter | 31-20 | 689 | 141-280 | .504 | 39-101 | .386 | 68-81 | .840 | 184 | 63-0 | 42 | 42 | 23 | 16 | 389-12.5 |
| Davison | 31-31 | 959 | 91-263 | .346 | 63-161 | .391 | 66-76 | .868 | 109 | 72-2 | 73 | 27 | 0 | 33 | 311-10.0 |
| Ford | 31-31 | 813 | 99-244 | .406 | 46-135 | .341 | 25-32 | .781 | 130 | 63-1 | 34 | 29 | 16 | 19 | 269-8.7 |
| Reuvers | 31-24 | 649 | 100-238 | .420 | 18-63 | .286 | 39-50 | .780 | 101 | 67-0 | 22 | 31 | 40 | 8 | 257-8.3 |
| Davis, Joh. | 31-0 | 755 | 86-195 | .441 | 14-36 | .389 | 32-44 | .727 | 128 | 66-2 | 35 | 34 | 18 | 34 | 218-7.0 |
| Wahl | 31-18 | 767 | 58-133 | .436 | 10-36 | .278 | 34-60 | .567 | 133 | 68-1 | 42 | 28 | 21 | 31 | 160-5.2 |
| Anderson | 29-0 | 411 | 33-62 | .532 | 13-24 | .542 | 12-18 | .667 | 41 | 23-0 | 36 | 13 | 0 | 6 | 91-3.1 |
| Carlson | 7-0 | 64 | 6-11 | .545 | 1-3 | .333 | 7-8 | .875 | 6 | 10-0 | 4 | 1 | 3 | 1 | 20-2.9 |
| Crowl | 12-0 | 36 | 4-8 | .500 | 0-1 | .000 | 0-0 | .000 | 9 | 9-0 | 2 | 3 | 1 | 0 | 8-0.7 |
| Davis, Jor. | 13-0 | 19 | 3-6 | .500 | 2-5 | .400 | 0-0 | .000 | 1 | 0-0 | 0 | 1 | 0 | 0 | 8-0.6 |
| Hedstrom | 9-0 | 16 | 1-4 | .250 | 1-1 | 1.000 | 1-2 | .500 | 3 | 4-0 | 0 | 0 | 0 | 0 | 4-0.4 |
| Gilmore | 9-0 | 17 | 1-5 | .200 | 0-4 | .000 | 0-0 | .000 | 3 | 2-0 | 0 | 0 | 0 | 0 | 2-0.2 |
| Taphorn | 7-0 | 11 | 0-1 | .000 | 0-1 | .000 | 0-0 | .000 | 0 | 0-0 | 0 | 1 | 0 | 0 | 0-0.0 |
| McGrory | 1-0 | 1 | 0-0 | .000 | 0-0 | .000 | 0-0 | .000 | 0 | 1-0 | 0 | 0 | 0 | 0 | 0-0.0 |
| Higginbottom | 9-0 | 11 | 0-4 | .000 | 0-0 | .000 | 0-2 | .000 | 0 | 1-0 | 1 | 2 | 0 | 1 | 0-0.0 |
| Total | 31 | 6250 | 767-1805 | .425 | 269-737 | .365 | 364-474 | .768 | 1041 | 500-8 | 414 | 280 | 123 | 175 | 2167-69.9 |
| Opponents | 31 | 6250 | 729-1726 | .422 | 194-579 | .335 | 351-491 | .715 | 1084 | 501-7 | 385 | 356 | 115 | 135 | 2003-64.6 |

2021-22 (25-8, 15-5)

| Name | G-S | MIN | FG-FGA | FG% | 3FG-FGA | 3FG% | FT-FTA | FT% | Reb. | PF-D | A | TO | BLK | STL | PTS-AVG |
|--------------|-------|------|----------|------|---------|------|---------|------|------|--------|-----|-----|-----|-----|-----------|
| Joh. Davis | 31-31 | 1061 | 210-492 | .427 | 37-121 | .306 | 155-196 | .791 | 255 | 63-1 | 66 | 71 | 23 | 36 | 612-19.7 |
| Davison | 33-33 | 1136 | 139-362 | .384 | 78-225 | .347 | 108-125 | .864 | 132 | 79-2 | 69 | 29 | 0 | 28 | 464-14.1 |
| Wahl | 32-32 | 976 | 145-281 | .516 | 6-37 | .162 | 70-100 | .700 | 189 | 80-1 | 49 | 52 | 25 | 37 | 366-11.4 |
| Crowl | 33-33 | 836 | 114-230 | .496 | 26-82 | .317 | 36-45 | .800 | 144 | 84-1 | 48 | 31 | 9 | 9 | 290-8.8 |
| Hepburn | 33-33 | 1022 | 92-237 | .388 | 39-112 | .348 | 39-56 | .696 | 70 | 70-0 | 77 | 39 | 5 | 36 | 262-7.9 |
| Bowman II | 22-0 | 228 | 21-61 | .344 | 12-30 | .400 | 12-25 | .480 | 24 | 24-0 | 11 | 13 | 0 | 6 | 66-3.0 |
| Vogt | 33-0 | 424 | 39-78 | .500 | 0-1 | .000 | 19-37 | .514 | 103 | 76-1 | 21 | 18 | 26 | 11 | 97-2.9 |
| Carlson | 32-2 | 292 | 22-66 | .333 | 1-21 | .048 | 7-13 | .538 | 65 | 17-0 | 4 | 10 | 1 | 2 | 52-1.6 |
| Neath | 23-1 | 224 | 11-43 | .256 | 4-18 | .222 | 11-15 | .733 | 34 | 13-0 | 8 | 6 | 1 | 4 | 37-1.6 |
| Jor. Davis | 27-0 | 175 | 13-40 | .325 | 8-28 | .286 | 1-3 | .333 | 24 | 19-0 | 4 | 6 | 3 | 4 | 35-1.3 |
| Gilmore | 22-0 | 173 | 7-27 | .259 | 1-13 | .077 | 4-7 | .571 | 22 | 20-0 | 8 | 2 | 4 | 2 | 19-0.9 |
| Ilver | 8-0 | 29 | 1-8 | .125 | 0-5 | .000 | 3-4 | .750 | 4 | 7-0 | 0 | 2 | 0 | 0 | 5-0.6 |
| Lindsey | 6-0 | 13 | 1-5 | .200 | 1-3 | .333 | 0-0 | .000 | 0 | 0-0 | 0 | 0 | 0 | 0 | 3-0.5 |
| Higginbottom | 6-0 | 6 | 0-1 | .000 | 0-0 | -- | 0-0 | -- | 0 | 2-0 | 0 | 2 | 0 | 0 | 0-0.0 |
| Taphorn | 4-0 | 5 | 0-0 | -- | 0-0 | -- | 0-0 | -- | 0 | 0-0 | 0 | 1 | 0 | 0 | 0-0.0 |
| Total | 33 | 6600 | 815-1931 | .422 | 213-696 | .306 | 465-626 | .743 | 1156 | 554-6 | 365 | 287 | 97 | 175 | 2308-69.9 |
| Opponents | 33 | 6600 | 813-1870 | .435 | 204-628 | .325 | 347-508 | .683 | 1150 | 624-13 | 381 | 377 | 109 | 154 | 2177-66.0 |

1994-95 GAME-BY-GAME STATISTICS (I3-14, 7-II)

| Opponent | Date | Final | | W/L | FGA Pct | | | 3-PTS | | | REBOUNDS | | | M | PF | A | TO | Blk | Stl | Pts | | |
|------------------|-------|-------------|---|------------|-------------|-------------|------------|------------|-------------|------------|------------|-------------|------------|------------|-------------|-----------|------------|------------|------------|------------|------------|-------------|
| | | 1 | 2 | | FG | FGA | Pct | 3FG | FGA | Pct | FT | FTA | Pct | | | | | | | | Off | Def |
| WRIGHT ST | 11/26 | 86 | W | 27 | 63 | .429 | 8 | 27 | .296 | 24 | 47 | .511 | 20 | 32 | 52 | +10 | 21 | 15 | 14 | 4 | 9 | 86 |
| | | 63 | | 23 | 57 | .404 | 8 | 23 | .348 | 9 | 28 | .321 | 15 | 27 | 42 | | 32 | 9 | 22 | 2 | 7 | 63 |
| UWGB | 11/30 | 61 | W | 20 | 41 | .488 | 4 | 12 | .333 | 17 | 25 | .680 | 6 | 28 | 34 | +14 | 17 | 10 | 20 | 1 | 2 | 61 |
| | | 57 | | 21 | 50 | .420 | 6 | 14 | .429 | 9 | 10 | .900 | 1 | 19 | 20 | | 20 | 11 | 12 | 1 | 4 | 57 |
| TEXAS TECH | 12/3 | 70 | W | 24 | 56 | .429 | 5 | 16 | .313 | 17 | 25 | .680 | 12 | 32 | 44 | +1 | 19 | 10 | 21 | 6 | 7 | 70 |
| | | 65 | | 24 | 72 | .333 | 3 | 19 | .158 | 14 | 20 | .700 | 20 | 23 | 43 | | 23 | 10 | 15 | 4 | 9 | 65 |
| VALPARAISO | 12/6 | 69 | W | 23 | 52 | .442 | 10 | 25 | .400 | 13 | 18 | .722 | 14 | 22 | 36 | +12 | 17 | 13 | 15 | 2 | 7 | 69 |
| | | 51 | | 18 | 45 | .400 | 8 | 19 | .421 | 7 | 10 | .700 | 5 | 19 | 24 | | 20 | 12 | 18 | 2 | 2 | 51 |
| at E. Michigan | 12/10 | 76 | L | 29 | 73 | .397 | 12 | 35 | .342 | 6 | 11 | .545 | 11 | 18 | 29 | -20 | 30 | 4 | 21 | 1 | 8 | 76 |
| | | 92 | | 28 | 55 | .509 | 8 | 18 | .444 | 28 | 40 | .700 | 14 | 35 | 49 | | 16 | 12 | 18 | 9 | 13 | 92 |
| UW-MILW. | 12/14 | 90 | W | 32 | 63 | .508 | 9 | 19 | .474 | 17 | 34 | .500 | 16 | 35 | 51 | +10 | 18 | 15 | 18 | 4 | 10 | 90 |
| | | 64 | | 25 | 71 | .352 | 5 | 19 | .263 | 9 | 18 | .500 | 17 | 24 | 41 | | 25 | 3 | 19 | 0 | 6 | 64 |
| LOYOLA-MARY | 12/23 | 75 | W | 28 | 68 | .412 | 4 | 19 | .211 | 15 | 27 | .556 | 15 | 35 | 50 | +7 | 20 | 13 | 17 | 5 | 9 | 75 |
| | | 60 | | 23 | 67 | .343 | 4 | 21 | .190 | 10 | 18 | .556 | 14 | 29 | 43 | | 23 | 11 | 22 | 3 | 9 | 60 |
| at Stanford | 12/27 | 78 | L | 28 | 61 | .459 | 8 | 20 | .400 | 14 | 21 | .667 | 14 | 22 | 36 | +3 | 30 | 16 | 17 | 2 | 5 | 78 |
| | | 95 | | 30 | 58 | .517 | 2 | 9 | .222 | 33 | 42 | .786 | 9 | 24 | 33 | | 18 | 17 | 9 | 2 | 6 | 95 |
| at Marquette | 12/31 | 65 | L | 20 | 75 | .267 | 6 | 32 | .188 | 19 | 30 | .633 | 20 | 34 | 54 | -9 | 27 | 11 | 15 | 5 | 8 | 65 |
| | | 80 | | 25 | 75 | .333 | 6 | 23 | .261 | 24 | 39 | .615 | 24 | 39 | 63 | | 22 | 15 | 15 | 6 | 9 | 80 |
| MICHIGAN ST. 1/4 | | 64 | L | 23 | 56 | .411 | 6 | 23 | .261 | 12 | 22 | .545 | 9 | 22 | 31 | -7 | 23 | 14 | 15 | 3 | 6 | 64 |
| | | 78 | | 28 | 57 | .491 | 3 | 8 | .375 | 19 | 22 | .864 | 8 | 27 | 38 | | 18 | 9 | 14 | 3 | 4 | 78 |
| at Indiana | 1/7 | 70 | L | 25 | 63 | .397 | 8 | 22 | .364 | 12 | 19 | .632 | 11 | 27 | 38 | 0 | 20 | 11 | 16 | 3 | 9 | 70 |
| | | 73 | | 30 | 61 | .492 | 1 | 10 | .100 | 12 | 18 | .667 | 8 | 30 | 38 | | 16 | 17 | 16 | 7 | 7 | 73 |
| at Ohio State | 1/11 | 81 | W | 29 | 57 | .509 | 5 | 12 | .417 | 18 | 28 | .643 | 13 | 32 | 45 | +8 | 29 | 13 | 20 | 2 | 4 | 81 |
| | | 59 | | 16 | 59 | .271 | 3 | 12 | .250 | 24 | 38 | .632 | 19 | 18 | 37 | | 23 | 9 | 16 | 1 | 4 | 59 |
| MINNESOTA | 1/14 | 74 | W | 22 | 46 | .478 | 8 | 19 | .421 | 22 | 36 | .611 | 8 | 28 | 36 | -10 | 20 | 13 | 23 | 2 | 5 | 74 |
| | | 67 | | 26 | 73 | .356 | 6 | 29 | .207 | 9 | 15 | .600 | 20 | 26 | 46 | | 31 | 9 | 19 | 3 | 11 | 67 |
| at Iowa | 1/21 | 84 | L | 27 | 56 | .482 | 11 | 21 | .524 | 19 | 25 | .760 | 9 | 29 | 38 | +3 | 32 | 18 | 25 | 5 | 6 | 84 |
| | | 96 | | 24 | 55 | .436 | 8 | 21 | .381 | 40 | 52 | .769 | 12 | 23 | 35 | | 25 | 13 | 14 | 3 | 14 | 96 |
| PENN STATE | 1/26 | 67 | L | 24 | 69 | .348 | 6 | 24 | .250 | 13 | 21 | .619 | 17 | 19 | 36 | -3 | 22 | 13 | 15 | 4 | 11 | 67 |
| | | 78 | | 24 | 49 | .490 | 6 | 17 | .353 | 24 | 31 | .774 | 8 | 31 | 39 | | 21 | 16 | 21 | 2 | 8 | 78 |
| N'WESTERN | 1/28 | 97 | W | 34 | 83 | .410 | 8 | 19 | .421 | 21 | 33 | .636 | 23 | 28 | 51 | +3 | 26 | 13 | 11 | 6 | 8 | 97 |
| | | 73 | | 20 | 63 | .317 | 5 | 16 | .313 | 28 | 34 | .824 | 16 | 32 | 48 | | 24 | 9 | 24 | 5 | 3 | 73 |
| at Michigan | 2/1 | 58 | L | 17 | 50 | .340 | 8 | 22 | .364 | 16 | 25 | .640 | 15 | 20 | 35 | -3 | 20 | 10 | 22 | 2 | 4 | 58 |
| | | 62 | | 23 | 52 | .442 | 0 | 5 | .000 | 16 | 25 | .640 | 14 | 24 | 38 | | 22 | 8 | 18 | 7 | 13 | 62 |
| ILLINOIS | 2/4 | 73 | W | 24 | 46 | .522 | 8 | 17 | .471 | 17 | 24 | .708 | 8 | 28 | 36 | +7 | 19 | 17 | 16 | 7 | 5 | 73 |
| | | 60 | | 25 | 66 | .379 | 0 | 9 | .000 | 10 | 13 | .769 | 13 | 16 | 29 | | 19 | 9 | 10 | 0 | 4 | 60 |
| MICHIGAN | 2/11 | 70 | W | 18 | 44 | .409 | 4 | 10 | .400 | 30 | 35 | .857 | 8 | 20 | 28 | -8 | 21 | 9 | 18 | 7 | 6 | 70 |
| | | 65 | | 25 | 57 | .439 | 2 | 10 | .200 | 13 | 20 | .650 | 16 | 20 | 36 | | 27 | 10 | 16 | 3 | 8 | 65 |
| at N'western | 2/15 | 70 | W | 26 | 66 | .394 | 2 | 13 | .154 | 16 | 29 | .552 | 19 | 33 | 52 | +13 | 20 | 13 | 11 | 8 | 6 | 70 |
| | | 56 | | 20 | 59 | .339 | 4 | 14 | .286 | 12 | 20 | .600 | 9 | 30 | 39 | | 23 | 12 | 14 | 3 | 3 | 56 |
| at Penn State | 2/18 | 67 | L | 26 | 58 | .448 | 10 | 22 | .455 | 5 | 7 | .714 | 5 | 26 | 31 | -1 | 22 | 18 | 13 | 4 | 4 | 67 |
| | | 74 | | 22 | 48 | .458 | 11 | 22 | .500 | 19 | 26 | .731 | 4 | 28 | 32 | | 11 | 17 | 11 | 2 | 8 | 74 |
| IOWA | 2/22 | 77 | L | 31 | 54 | .574 | 5 | 18 | .278 | 10 | 21 | .476 | 8 | 24 | 32 | -6 | 22 | 14 | 19 | 5 | 6 | 77 |
| | | 84 | | 26 | 64 | .406 | 10 | 26 | .385 | 22 | 31 | .710 | 17 | 21 | 38 | | 19 | 9 | 15 | 1 | 9 | 84 |
| at Purdue | 2/26 | 56 | L | 21 | 56 | .375 | 1 | 15 | .067 | 13 | 18 | .722 | 10 | 26 | 36 | -6 | 26 | 13 | 16 | 1 | 2 | 56 |
| | | 66 | | 22 | 57 | .386 | 1 | 11 | .091 | 21 | 32 | .656 | 14 | 28 | 42 | | 21 | 13 | 11 | 5 | 4 | 66 |
| at Minnesota | 2/28 | 70 | L | 22 | 60 | .367 | 9 | 27 | .333 | 17 | 25 | .680 | 13 | 28 | 41 | -5 | 25 | 12 | 15 | 2 | 3 | 70 |
| | | 78 | | 25 | 62 | .403 | 6 | 18 | .333 | 22 | 32 | .688 | 15 | 31 | 46 | | 21 | 18 | 10 | 4 | 4 | 78 |
| OHIO STATE | 3/4 | 80 | W | 25 | 57 | .439 | 8 | 26 | .308 | 22 | 30 | .733 | 15 | 18 | 33 | +1 | 19 | 16 | 14 | 4 | 9 | 80 |
| | | 69 | | 25 | 57 | .439 | 6 | 13 | .462 | 13 | 16 | .813 | 12 | 20 | 32 | | 26 | 17 | 19 | 1 | 6 | 69 |
| INDIANA | 3/8 | 70 | L | 21 | 65 | .323 | 5 | 18 | .278 | 23 | 26 | .885 | 15 | 22 | 37 | 0 | 21 | 10 | 9 | 4 | 7 | 70 |
| | | 72 | | 28 | 54 | .519 | 7 | 11 | .636 | 9 | 17 | .529 | 8 | 29 | 37 | | 19 | 11 | 17 | 5 | 1 | 72 |
| at Michigan St. | 3/11 | 72 | L | 26 | 73 | .356 | 8 | 27 | .296 | 12 | 25 | .480 | 14 | 26 | 40 | -16 | 23 | 9 | 12 | 3 | 6 | 72 |
| | | 97 | | 35 | 69 | .507 | 11 | 24 | .458 | 16 | 29 | .552 | 15 | 41 | 56 | | 22 | 22 | 13 | 2 | 5 | 97 |
| WISCONSIN | | 1970 | | 672 | 1611 | .417 | 186 | 561 | .332 | 440 | 687 | .640 | 308 | 669 | 1062 | +1 | 608 | 343 | 448 | 103 | 172 | 73.0 |
| OPPONENTS | | 1934 | | 661 | 1612 | .410 | 140 | 441 | .317 | 472 | 696 | .678 | 347 | 714 | 1061 | | 587 | 328 | 428 | 86 | 181 | 71.6 |

1995-96 GAME-BY-GAME STATISTICS (18-14, 9-9)

| Opponent | Date | 1 | 2 | Final | W/L | 3-PTRS | | | | | | REBOUNDS | | | | | | | | | | |
|------------------|-------|-------------|---|------------|-------------|-------------|------------|------------|-------------|------------|------------|-------------|-----|-----|-----|-----|-----|----|----|---|----|-----|
| | | | | | | FG | FGA | Pct | 3FG | FGA | Pct | FT | FTA | Pct | Off | Def | Tot | M | PF | A | TO | Blk |
| vs. Villanova | 11/20 | 58 | L | 23 | 61 | .377 | 6 | 20 | .300 | 6 | 17 | .353 | 12 | 21 | 33 | -9 | 25 | 11 | 10 | 0 | 9 | 58 |
| | | 66 | | 22 | 48 | .458 | 6 | 13 | .462 | 16 | 26 | .615 | 11 | 31 | 42 | | 17 | 17 | 16 | 9 | 3 | 66 |
| vs. UCLA | 11/21 | 57 | L | 22 | 55 | .400 | 3 | 12 | .250 | 10 | 14 | .714 | 13 | 18 | 31 | +1 | 15 | 9 | 12 | 1 | 7 | 57 |
| | | 68 | | 29 | 51 | .569 | 4 | 9 | .444 | 6 | 12 | .500 | 8 | 22 | 30 | | 15 | 19 | 12 | 4 | 6 | 68 |
| vs. Chaminade | 11/22 | 104 | W | 39 | 66 | .591 | 8 | 18 | .444 | 18 | 21 | .857 | 16 | 22 | 38 | +15 | 14 | 23 | 10 | 5 | 7 | 104 |
| | | 66 | | 27 | 54 | .500 | 6 | 14 | .429 | 6 | 11 | .545 | 9 | 14 | 23 | | 17 | 9 | 19 | 5 | 5 | 66 |
| NE ILLINOIS | 11/28 | 89 | W | 30 | 48 | .625 | 4 | 7 | .571 | 25 | 33 | .758 | 10 | 35 | 45 | +25 | 12 | 13 | 21 | 2 | 9 | 89 |
| | | 55 | | 23 | 60 | .383 | 6 | 20 | .300 | 3 | 13 | .231 | 7 | 13 | 20 | | 24 | 6 | 18 | 2 | 9 | 55 |
| TEMPLE | 12/2 | 57 | W | 16 | 40 | .400 | 8 | 21 | .381 | 17 | 23 | .739 | 8 | 19 | 27 | -11 | 13 | 8 | 16 | 4 | 4 | 57 |
| | | 54 | | 21 | 58 | .362 | 9 | 25 | .360 | 3 | 7 | .429 | 19 | 19 | 38 | | 22 | 3 | 18 | 2 | 6 | 54 |
| at Wright St. | 12/5 | 94 | W | 32 | 55 | .582 | 7 | 12 | .583 | 23 | 33 | .697 | 9 | 15 | 24 | -6 | 19 | 22 | 13 | 1 | 9 | 94 |
| | | 91 | | 35 | 60 | .583 | 5 | 11 | .455 | 16 | 20 | .800 | 9 | 21 | 30 | | 24 | 20 | 15 | 3 | 8 | 91 |
| ST. BONA | 12/9 | 62 | L | 21 | 56 | .375 | 4 | 26 | .154 | 16 | 28 | .571 | 16 | 21 | 37 | +3 | 19 | 5 | 14 | 0 | 5 | 62 |
| | | 76 | | 27 | 50 | .540 | 8 | 17 | .471 | 14 | 19 | .737 | 6 | 28 | 34 | | 23 | 4 | 14 | 8 | 4 | 76 |
| at Providence | 12/11 | 57 | L | 21 | 55 | .382 | 5 | 13 | .385 | 10 | 13 | .769 | 7 | 19 | 26 | -13 | 18 | 16 | 13 | 1 | 10 | 57 |
| | | 58 | | 21 | 48 | .438 | 7 | 20 | .350 | 9 | 15 | .600 | 11 | 28 | 39 | | 17 | 14 | 24 | 5 | 10 | 58 |
| VALPARAISO | 12/14 | 90 | W | 30 | 50 | .600 | 9 | 14 | .643 | 21 | 25 | .840 | 7 | 21 | 28 | -6 | 13 | 16 | 16 | 2 | 6 | 90 |
| | | 73 | | 29 | 66 | .439 | 7 | 21 | .333 | 8 | 12 | .667 | 19 | 15 | 34 | | 20 | 11 | 17 | 0 | 11 | 73 |
| UW-MILW | 12/23 | 94 | W | 29 | 57 | .509 | 9 | 22 | .409 | 27 | 40 | .675 | 12 | 27 | 39 | +6 | 17 | 13 | 13 | 5 | 9 | 94 |
| | | 63 | | 24 | 58 | .414 | 10 | 23 | .435 | 5 | 13 | .385 | 10 | 23 | 33 | | 30 | 10 | 22 | 3 | 7 | 63 |
| E. ILLINOIS | 12/28 | 105 | W | 35 | 54 | .648 | 11 | 17 | .647 | 24 | 33 | .727 | 13 | 27 | 40 | +19 | 18 | 22 | 15 | 5 | 8 | 105 |
| | | 70 | | 25 | 61 | .410 | 8 | 20 | .400 | 12 | 17 | .706 | 9 | 12 | 21 | | 24 | 17 | 13 | 3 | 6 | 70 |
| MARQUETTE | 12/31 | 55 | W | 17 | 50 | .340 | 1 | 10 | .100 | 20 | 29 | .690 | 10 | 28 | 38 | +2 | 17 | 10 | 11 | 2 | 5 | 55 |
| | | 46 | | 18 | 57 | .316 | 5 | 26 | .192 | 5 | 10 | .500 | 11 | 25 | 36 | | 27 | 11 | 14 | 8 | 1 | 46 |
| MICHIGAN | 1/3 | 51 | W | 20 | 51 | .392 | 6 | 19 | .316 | 5 | 12 | .417 | 8 | 25 | 33 | -6 | 18 | 12 | 17 | 6 | 5 | 51 |
| | | 46 | | 16 | 47 | .340 | 4 | 12 | .333 | 10 | 17 | .588 | 11 | 28 | 39 | | 17 | 8 | 22 | 2 | 4 | 46 |
| at Penn State | 1/7 | 50 | L | 17 | 49 | .347 | 6 | 18 | .333 | 10 | 13 | .769 | 12 | 20 | 32 | -4 | 15 | 6 | 20 | 6 | 5 | 50 |
| | | 79 | | 30 | 61 | .492 | 9 | 22 | .409 | 10 | 13 | .769 | 13 | 23 | 36 | | 13 | 21 | 12 | 9 | 9 | 79 |
| at Indiana | 1/10 | 55 | L | 20 | 52 | .385 | 7 | 15 | .467 | 8 | 14 | .571 | 10 | 23 | 33 | 0 | 22 | 14 | 21 | 3 | 5 | 55 |
| | | 81 | | 28 | 56 | .500 | 7 | 15 | .467 | 18 | 24 | .750 | 7 | 26 | 33 | | 16 | 20 | 9 | 7 | 9 | 81 |
| IOWA | 1/13 | 80 | W | 28 | 52 | .538 | 9 | 22 | .409 | 15 | 24 | .625 | 10 | 24 | 34 | +5 | 26 | 13 | 23 | 3 | 11 | 80 |
| | | 71 | | 21 | 47 | .447 | 6 | 24 | .250 | 23 | 34 | .676 | 8 | 21 | 29 | | 22 | 12 | 20 | 2 | 11 | 71 |
| MICH. STATE | 1/17 | 61 | W | 18 | 48 | .375 | 5 | 19 | .263 | 20 | 25 | .800 | 10 | 29 | 39 | -1 | 18 | 9 | 8 | 4 | 4 | 61 |
| | | 48 | | 15 | 57 | .263 | 7 | 26 | .269 | 11 | 19 | .579 | 17 | 23 | 40 | | 21 | 10 | 10 | 4 | 3 | 48 |
| at N'western | 1/20 | 52 | L | 19 | 53 | .358 | 6 | 16 | .375 | 8 | 12 | .667 | 13 | 27 | 40 | +3 | 17 | 11 | 13 | 0 | 1 | 52 |
| | | 62 | | 20 | 55 | .364 | 9 | 26 | .346 | 13 | 22 | .591 | 14 | 23 | 37 | | 13 | 16 | 6 | 0 | 7 | 62 |
| MINNESOTA | 1/24 | 73 | W | 25 | 53 | .472 | 9 | 25 | .360 | 14 | 20 | .700 | 15 | 25 | 40 | +7 | 15 | 19 | 17 | 5 | 3 | 73 |
| | | 65 | | 23 | 63 | .365 | 7 | 25 | .280 | 12 | 16 | .750 | 17 | 16 | 33 | | 20 | 12 | 13 | 1 | 7 | 65 |
| at Ohio State | 1/31 | 55 | L | 17 | 43 | .395 | 3 | 19 | .158 | 18 | 27 | .667 | 7 | 20 | 27 | 0 | 25 | 11 | 23 | 0 | 7 | 55 |
| | | 63 | | 16 | 40 | .400 | 4 | 13 | .308 | 27 | 35 | .771 | 5 | 22 | 27 | | 25 | 12 | 18 | 2 | 8 | 63 |
| at Illinois | 2/3 | 57 | W | 19 | 56 | .339 | 5 | 16 | .313 | 14 | 19 | .737 | 17 | 30 | 47 | +14 | 18 | 9 | 12 | 1 | 1 | 57 |
| | | 56 | | 20 | 60 | .333 | 6 | 19 | .316 | 10 | 18 | .556 | 15 | 18 | 33 | | 17 | 10 | 4 | 5 | 9 | 56 |
| PURDUE | 2/7 | 42 | L | 15 | 49 | .306 | 1 | 14 | .071 | 11 | 16 | .688 | 15 | 17 | 32 | +5 | 11 | 6 | 20 | 1 | 6 | 42 |
| | | 75 | | 29 | 51 | .569 | 4 | 14 | .643 | 8 | 9 | .889 | 5 | 22 | 27 | | 18 | 19 | 13 | 5 | 11 | 75 |
| OHIO STATE | 2/10 | 62 | W | 17 | 37 | .459 | 4 | 12 | .333 | 24 | 34 | .706 | 7 | 18 | 25 | -5 | 16 | 17 | 19 | 4 | 8 | 62 |
| | | 56 | | 18 | 47 | .383 | 9 | 17 | .529 | 11 | 18 | .611 | 13 | 17 | 30 | | 26 | 13 | 21 | 4 | 6 | 56 |
| at Minnesota | 2/17 | 66 | L | 19 | 48 | .396 | 11 | 22 | .500 | 17 | 25 | .680 | 11 | 17 | 28 | -7 | 20 | 14 | 16 | 3 | 6 | 66 |
| | | 70 | | 24 | 54 | .444 | 4 | 14 | .286 | 18 | 23 | .783 | 15 | 20 | 35 | | 21 | 16 | 15 | 3 | 9 | 70 |
| N'WESTERN | 2/21 | 71 | L | 23 | 55 | .418 | 6 | 20 | .300 | 19 | 24 | .792 | 11 | 20 | 31 | -2 | 33 | 15 | 14 | 2 | 7 | 71 |
| | | 82 | | 23 | 45 | .511 | 6 | 12 | .500 | 30 | 44 | .682 | 12 | 21 | 33 | | 23 | 12 | 14 | 3 | 5 | 82 |
| at Michigan St. | 2/24 | 73 | W | 25 | 52 | .481 | 8 | 18 | .444 | 15 | 21 | .714 | 8 | 20 | 28 | -7 | 22 | 15 | 12 | 2 | 8 | 73 |
| | | 52 | | 20 | 50 | .400 | 3 | 9 | .333 | 9 | 16 | .563 | 14 | 21 | 35 | | 20 | 11 | 20 | 0 | 7 | 52 |
| at Iowa | 2/28 | 54 | L | 20 | 49 | .408 | 8 | 23 | .348 | 6 | 10 | .600 | 11 | 15 | 26 | -11 | 17 | 13 | 21 | 4 | 5 | 54 |
| | | 69 | | 27 | 58 | .466 | 4 | 12 | .333 | 11 | 13 | .846 | 17 | 20 | 37 | | 15 | 16 | 17 | 3 | 12 | 69 |
| INDIANA | 3/2 | 68 | L | 22 | 59 | .373 | 7 | 19 | .368 | 17 | 19 | .895 | 12 | 18 | 30 | -4 | 27 | 12 | 14 | 1 | 8 | 68 |
| | | 76 | | 21 | 42 | .500 | 5 | 14 | .357 | 29 | 35 | .829 | 8 | 26 | 34 | | 18 | 12 | 18 | 4 | 5 | 76 |
| PENN STATE | 3/6 | 54 | W | 23 | 54 | .426 | 4 | 19 | .211 | 4 | 5 | .800 | 14 | 22 | 36 | +2 | 11 | 12 | 16 | 5 | 7 | 54 |
| | | 52 | | 19 | 43 | .442 | 7 | 18 | .389 | 7 | 14 | .500 | 4 | 19 | 34 | | 14 | 14 | 15 | 3 | 10 | 52 |
| at Michigan | 3/9 | 51 | L | 22 | 55 | .400 | 0 | 9 | .000 | 7 | 12 | .583 | 17 | 19 | 36 | +6 | 26 | 13 | 15 | 2 | 1 | 51 |
| | | 65 | | 19 | 42 | .452 | 4 | 14 | .286 | 23 | 33 | .697 | 10 | 20 | 30 | | 13 | 8 | 9 | 6 | 5 | 65 |
| MANHATTAN | 3/13 | 55 | W | 20 | 52 | .385 | 5 | 16 | .313 | 10 | 17 | .588 | 10 | 26 | 36 | -4 | 13 | 12 | 12 | 8 | 8 | 55 |
| | | 42 | | 17 | 60 | .283 | 2 | 22 | .091 | 6 | 8 | .750 | 16 | 24 | 40 | | 19 | 9 | 16 | 2 | 4 | 42 |
| ILLINOIS ST. | 3/18 | 62 | L | 22 | 58 | .379 | 4 | 18 | .222 | 14 | 22 | .636 | 12 | 20 | 32 | -8 | 21 | 14 | 12 | 3 | 7 | 62 |
| | | 77 | | 26 | 55 | .473 | 6 | 17 | .353 | 19 | 24 | .792 | 12 | 28 | 40 | | 17 | 16 | 14 | 1 | 8 | 77 |
| WISCONSIN | | 2114 | | 726 | 1672 | .434 | 189 | 551 | .343 | 473 | 680 | .696 | | | | | | | | | | |

1996-97 GAME-BY-GAME STATISTICS (18-10, 11-7)

| Opponent | Date | 1 | 2 | Final | W/L | 3-PTRS | | | REBOUNDS | | | M | PF | A | TO | Blk | Stl | Pts | | | | | | |
|--------------------|-------|-------------|---|-------|------------|-------------|-------------|------------|------------|-------------|------------|------------|-------------|------------|-------------|------------|-------------|------------|------------|------------|------------|------------|-------------|-------------|
| | | | | | | FG | FGA | Pct | 3FG | FGA | Pct | | | | | | | | FT | FTA | Pct | Off | Def | Tot |
| vs. Memphis | 11/8 | 49 | | W | 17 | 57 | .298 | 0 | 9 | .000 | 15 | 19 | .789 | 21 | 24 | 45 | 45.0 | +11 | 16 | 10 | 20 | 5 | 10 | 49 |
| | | 46 | | | 17 | 50 | .340 | 2 | 12 | .167 | 10 | 13 | .769 | 11 | 23 | 34 | | | | 19 | 10 | 20 | 6 | 12 |
| UNC-WILM. | 11/13 | 68 | | W | 25 | 53 | .472 | 9 | 19 | .474 | 9 | 17 | .529 | 10 | 27 | 37 | 41.0 | +8 | 12 | 18 | 11 | 3 | 9 | 68 |
| | | 35 | | | 12 | 46 | .261 | 4 | 15 | .267 | 7 | 8 | .875 | 7 | 22 | 29 | | | | 16 | 5 | 19 | 3 | 4 |
| at Temple | 12/4 | 64 | | W | 20 | 49 | .408 | 9 | 19 | .474 | 15 | 20 | .750 | 9 | 38 | 47 | 43.0 | +15 | 23 | 15 | 26 | 5 | 6 | 64 |
| | | 57 | | | 20 | 59 | .339 | 5 | 22 | .227 | 12 | 25 | .480 | 9 | 23 | 32 | | | | 19 | 7 | 11 | 3 | 14 |
| Brown | 12/7 | 52 | | W | 19 | 48 | .396 | 5 | 10 | .500 | 9 | 13 | .692 | 12 | 25 | 37 | 41.5 | +13 | 14 | 9 | 19 | 6 | 14 | 52 |
| | | 30 | | | 7 | 38 | .184 | 5 | 18 | .278 | 11 | 13 | .846 | 6 | 18 | 24 | | | | 19 | 6 | 21 | 3 | 7 |
| Milwaukee | 12/10 | 61 | | W | 21 | 50 | .420 | 1 | 7 | .143 | 18 | 27 | .667 | 13 | 24 | 37 | 40.6 | +6 | 18 | 12 | 11 | 3 | 8 | 61 |
| | | 41 | | | 15 | 48 | .313 | 4 | 11 | .364 | 7 | 15 | .467 | 13 | 18 | 31 | | | | 19 | 5 | 22 | 4 | 5 |
| at St. Bonaventure | 12/14 | 77 | | W | 22 | 41 | .537 | 2 | 7 | .286 | 31 | 47 | .660 | 9 | 31 | 40 | 40.5 | +1 | 25 | 12 | 21 | 4 | 3 | 77 |
| | | 68 | | | 22 | 68 | .324 | 9 | 31 | .290 | 15 | 27 | .556 | 20 | 19 | 39 | | | | 31 | 10 | 11 | 5 | 11 |
| PROVIDENCE | 12/23 | 57 | | L | 20 | 46 | .435 | 6 | 16 | .375 | 11 | 20 | .550 | 12 | 18 | 30 | 39.0 | +4 | 23 | 8 | 20 | 3 | 7 | 57 |
| | | 59 | | | 20 | 42 | .476 | 2 | 5 | .400 | 17 | 24 | .708 | 8 | 18 | 26 | | | | 23 | 8 | 19 | 2 | 7 |
| BALL STATE | 12/26 | 74 | | W | 28 | 48 | .583 | 7 | 12 | .583 | 11 | 19 | .579 | 8 | 25 | 33 | 38.2 | 0 | 19 | 14 | 21 | 5 | 6 | 74 |
| | | 59 | | | 21 | 55 | .382 | 7 | 16 | .438 | 10 | 21 | .476 | 15 | 18 | 33 | | | | 20 | 8 | 21 | 1 | 11 |
| at Marquette | 12/31 | 52 | | L | 17 | 45 | .378 | 8 | 18 | .444 | 10 | 16 | .625 | 5 | 23 | 28 | 37.1 | -6 | 18 | 15 | 13 | 3 | 4 | 52 |
| | | 59 | | | 21 | 50 | .420 | 7 | 14 | .500 | 10 | 20 | .500 | 14 | 21 | 34 | | | | 15 | 11 | 11 | 3 | 8 |
| at Minnesota | 1/2 | 48 | | L | 19 | 50 | .380 | 3 | 15 | .200 | 7 | 10 | .700 | 10 | 25 | 35 | 36.9 | -1 | 19 | 14 | 23 | 1 | 6 | 48 |
| | | 65 | | | 20 | 55 | .364 | 3 | 10 | .300 | 22 | 28 | .786 | 13 | 23 | 36 | | | | 15 | 9 | 13 | 2 | 12 |
| Indiana | 1/4 | 71 | | W | 23 | 55 | .418 | 7 | 22 | .318 | 18 | 22 | .818 | 7 | 15 | 22 | 35.5 | -10 | 23 | 13 | 5 | 1 | 9 | 71 |
| | | 58 | | | 15 | 33 | .455 | 4 | 10 | .400 | 24 | 27 | .889 | 4 | 28 | 32 | | | | 20 | 8 | 26 | 2 | 1 |
| MICHIGAN ST. | 1/9 | 50 | | L | 18 | 54 | .333 | 2 | 15 | .133 | 12 | 19 | .632 | 13 | 11 | 24 | 34.6 | -12 | 19 | 5 | 9 | 5 | 6 | 50 |
| | | 58 | | | 22 | 43 | .512 | 5 | 7 | .714 | 9 | 14 | .643 | 11 | 25 | 36 | | | | 18 | 10 | 18 | 0 | 5 |
| at Iowa | 1/11 | 53 | | L | 19 | 53 | .358 | 7 | 24 | .292 | 8 | 22 | .364 | 16 | 14 | 30 | 34.2 | -8 | 27 | 15 | 13 | 5 | 6 | 53 |
| | | 78 | | | 22 | 43 | .512 | 6 | 12 | .500 | 28 | 33 | .848 | 12 | 26 | 38 | | | | 20 | 12 | 16 | 4 | 11 |
| PENN STATE | 1/18 | 64 | | W | 22 | 58 | .379 | 2 | 8 | .250 | 18 | 24 | .750 | 16 | 23 | 39 | 34.6 | +8 | 22 | 10 | 12 | 4 | 11 | 64 |
| | | 45 | | | 10 | 38 | .263 | 5 | 15 | .333 | 20 | 28 | .714 | 9 | 22 | 31 | | | | 20 | 3 | 20 | 4 | 3 |
| at Purdue | 1/22 | 52 | | L | 21 | 42 | .500 | 5 | 14 | .357 | 5 | 9 | .556 | 3 | 18 | 21 | 33.7 | -13 | 26 | 14 | 19 | 6 | 7 | 52 |
| | | 60 | | | 16 | 48 | .333 | 3 | 17 | .176 | 25 | 32 | .781 | 15 | 19 | 34 | | | | 14 | 13 | 16 | 4 | 12 |
| at Illinois | 1/25 | 73 | | W | 24 | 44 | .545 | 9 | 10 | .900 | 16 | 21 | .762 | 6 | 28 | 34 | 33.7 | -1 | 21 | 14 | 17 | 3 | 2 | 73 |
| | | 56 | | | 19 | 68 | .279 | 3 | 33 | .091 | 15 | 20 | .750 | 20 | 15 | 35 | | | | 19 | 9 | 9 | 1 | 6 |
| NORTHWESTERN | 1/29 | 65 | | W | 24 | 50 | .480 | 0 | 9 | .000 | 17 | 29 | .586 | 10 | 21 | 31 | 33.5 | -3 | 23 | 8 | 8 | 1 | 9 | 65 |
| | | 53 | | | 17 | 44 | .386 | 2 | 12 | .167 | 17 | 25 | .680 | 10 | 24 | 34 | | | | 21 | 5 | 17 | 1 | 2 |
| at Ohio State | 2/1 | 42 | | L | 13 | 47 | .277 | 5 | 22 | .227 | 11 | 17 | .647 | 13 | 23 | 36 | 33.7 | +9 | 21 | 7 | 21 | 3 | 7 | 42 |
| | | 60 | | | 21 | 48 | .438 | 5 | 13 | .385 | 13 | 22 | .591 | 6 | 21 | 27 | | | | 17 | 16 | 13 | 0 | 9 |
| MICHIGAN | 2/6 | 58 | | W | 20 | 49 | .408 | 4 | 15 | .267 | 14 | 22 | .636 | 19 | 18 | 37 | 33.8 | +18 | 16 | 13 | 17 | 2 | 5 | 58 |
| | | 53 | | | 19 | 43 | .442 | 6 | 12 | .500 | 9 | 15 | .600 | 8 | 11 | 19 | | | | 17 | 6 | 15 | 4 | 8 |
| at Northwestern | 2/8 | 56 | | W | 19 | 53 | .358 | 6 | 17 | .353 | 12 | 17 | .706 | 19 | 21 | 40 | 34.2 | +13 | 20 | 13 | 11 | 4 | 10 | 56 |
| | | 44 | | | 14 | 35 | .400 | 3 | 12 | .250 | 13 | 23 | .565 | 7 | 20 | 27 | | | | 18 | 7 | 16 | 0 | 5 |
| Illinois | 2/12 | 62 | | W | 19 | 54 | .352 | 6 | 22 | .273 | 18 | 28 | .643 | 11 | 30 | 41 | 34.5 | +7 | 19 | 9 | 8 | 6 | 5 | 62 |
| | | 45 | | | 15 | 46 | .326 | 6 | 15 | .400 | 9 | 16 | .563 | 5 | 29 | 34 | | | | 23 | 8 | 13 | 3 | 4 |
| PURDUE | 2/15 | 69 | | W | 26 | 51 | .510 | 7 | 10 | .700 | 10 | 14 | .714 | 10 | 23 | 3 | 34.4 | +11 | 24 | 14 | 18 | 2 | 5 | 69 |
| | | 52 | | | 13 | 43 | .302 | 6 | 17 | .353 | 20 | 28 | .714 | 8 | 14 | 22 | | | | 16 | 6 | 12 | 3 | 6 |
| at Penn State | 2/19 | 49 | | W | 17 | 47 | .362 | 5 | 12 | .417 | 10 | 13 | .769 | 14 | 21 | 35 | 34.4 | +11 | 17 | 8 | 16 | 4 | 8 | 49 |
| | | 45 | | | 18 | 42 | .429 | 2 | 8 | .250 | 7 | 13 | .538 | 6 | 28 | 24 | | | | 13 | 8 | 12 | 3 | 4 |
| IOWA | 2/26 | 49 | | W | 14 | 46 | .304 | 5 | 15 | .333 | 16 | 18 | .889 | 12 | 21 | 33 | 34.4 | -1 | 16 | 8 | 6 | 2 | 2 | 49 |
| | | 48 | | | 17 | 47 | .362 | 1 | 6 | .167 | 13 | 19 | .684 | 12 | 22 | 34 | | | | 16 | 3 | 7 | 2 | 3 |
| at Michigan St. | 3/1 | 49 | | L | 20 | 52 | .385 | 3 | 15 | .200 | 6 | 14 | .429 | 7 | 20 | 27 | 34.1 | -12 | 20 | 13 | 13 | 4 | 6 | 49 |
| | | 68 | | | 26 | 49 | .531 | 5 | 14 | .357 | 11 | 20 | .550 | 10 | 29 | 39 | | | | 15 | 15 | 16 | 1 | 8 |
| at Indiana | 3/5 | 66 | | L | 27 | 59 | .458 | 4 | 15 | .267 | 8 | 14 | .571 | 13 | 21 | 34 | 34.1 | 0 | 21 | 16 | 12 | 1 | 5 | 66 |
| | | 70 | | | 23 | 48 | .479 | 6 | 12 | .500 | 18 | 26 | .692 | 11 | 23 | 34 | | | | 17 | 14 | 15 | 6 | 4 |
| Minnesota | 3/8 | 66 | | W | 18 | 44 | .409 | 7 | 15 | .467 | 23 | 29 | .793 | 10 | 20 | 30 | 33.9 | -3 | 20 | 10 | 15 | 4 | 6 | 66 |
| | | 65 | | | 19 | 49 | .388 | 7 | 14 | .500 | 20 | 28 | .714 | 15 | 18 | 33 | | | | 20 | 7 | 14 | 1 | 8 |
| vs. Texas | 3/14 | 58 | | L | 18 | 46 | .391 | 3 | 14 | .214 | 19 | 29 | .655 | 12 | 23 | 35 | 34.0 | +1 | 22 | 15 | 17 | 2 | 5 | 58 |
| | | 71 | | | 21 | 51 | .412 | 5 | 25 | .200 | 24 | 29 | .828 | 12 | 22 | 34 | | | | 25 | 7 | 14 | 2 | 5 |
| WISCONSIN | | 1654 | | | 570 | 1391 | .410 | 137 | 406 | .337 | 387 | 569 | .680 | 320 | 631 | 951 | 34.0 | +66 | 564 | 332 | 422 | 97 | 187 | 59.1 |
| OPPONENTS | | 1548 | | | 502 | 1329 | .378 | 128 | 408 | .314 | 416 | 612 | .680 | 885 | 31.6 | | | | 236 | 437 | 73 | 195 | 55.3 | |

1997-98 GAME-BY-GAME STATISTICS (12-19, 3-13)

| Opponent | Date | 1 | 2 | Final | W/L | 3-PTRS | | | REBOUNDS | | | M | PF | A | TO | Blk | Stl | Pts | | | | | | |
|-----------------|-------|----|---|-------|-----|--------|------|-----|----------|------|-----|----|-------|----|----|-----|------|-----|----|-----|-----|-----|-----|-----|
| | | | | | | FG | FGA | Pct | 3FG | FGA | Pct | | | | | | | | FT | FTA | Pct | Off | Def | Tot |
| MARQUETTE | 11/14 | 60 | | L | 21 | 53 | .396 | 3 | 9 | .333 | 15 | 28 | .536 | 8 | 25 | 33 | 33.0 | -4 | 20 | 10 | 16 | 2 | 5 | 60 |
| | | 65 | | | 23 | 52 | .442 | 7 | 22 | .318 | 12 | 18 | .667 | 8 | 29 | 37 | | | | 25 | 7 | 20 | 3 | 6 |
| ILLINOIS ST. | 11/18 | 80 | | W | 31 | 48 | .646 | 4 | 10 | .400 | 14 | 24 | .583 | 5 | 16 | 21 | 27.0 | -8 | 23 | 15 | 13 | 0 | 9 | 80 |
| | | 66 | | | 22 | 45 | .489 | 8 | 23 | .348 | 14 | 22 | .636 | 12 | 17 | 29 | | | | 26 | 12 | 22 | 2 | 3 |
| at Pepperdine | 11/24 | 66 | | L | 22 | 55 | .400 | 3 | 18 | .167 | 19 | 28 | .679 | 8 | 19 | 27 | 27.0 | -13 | 21 | 15 | 12 | 3 | 6 | 66 |
| | | 77 | | | 27 | 46 | .587 | 9 | 16 | .563 | 14 | 23 | .609 | 11 | 29 | 40 | | | | 23 | 20 | 19 | 3 | 6 |
| vs. Pacific | 11/28 | 48 | | L | 21 | 52 | .404 | 3 | 12 | .250 | 3 | 4 | .750 | 12 | 14 | 26 | 26.8 | -2 | 23 | 12 | 14 | 0 | 4 | 48 |
| | | 55 | | | 17 | 34 | .500 | 4 | 15 | .267 | 17 | 24 | .708 | 8 | 20 | 28 | | | | 13 | 18 | 16 | 1 | 4 |
| vs. Oklahoma | 11/29 | 75 | | W | 21 | 43 | .488 | 5 | 14 | .357 | 28 | 35 | .800 | 9 | 13 | 22 | 25.8 | -7 | 28 | 14 | 10 | 3 | 9 | 75 |
| | | 64 | | | 18 | 39 | .462 | 1 | 8 | .125 | 27 | 39 | .692 | 13 | 16 | 29 | | | | 25 | 11 | 19 | 3 | 6 |
| vs. Montana | 11/30 | 78 | | W | 26 | 49 | .531 | 5 | 11 | .455 | 21 | 26 | .808 | 9 | 22 | 31 | 26.7 | +6 | 21 | 17 | 15 | 0 | 7 | 78 |
| | | 61 | | | 20 | 49 | .408 | 5 | 21 | .238 | 16 | 19 | .842 | 8 | 17 | 25 | | | | 21 | 11 | 19 | 1 | 5 |
| TEMPLE | 12/6 | 49 | | L | 17 | 51 | .333 | 2 | 16 | .125 | 13 | 17 | .765 | 12 | 26 | 38 | 28.3 | +10 | 23 | 10 | 16 | 5 | 2 | 49 |
| | | 59 | | | 19 | 44 | .432 | 6 | 11 | .545 | 15 | 22 | .682 | 5 | 23 | 28 | | | | 19 | 8 | 11 | 4 | 6 |
| TOLEDO | 12/9 | 73 | | Wot | 26 | 54 | .481 | 4 | 11 | .364 | 17 | 25 | .680 | 9 | 23 | 32 | 28.8 | -12 | 18 | 16 | 13 | 4 | 11 | 73 |
| | | 68 | | | 24 | 65 | .369 | 7 | 18 | .389 | 13 | 17 | .765 | 21 | 23 | 44 | | | | 23 | 5 | 20 | 1 | 6 |
| at Ball State | 12/13 | 56 | | L | 19 | 52 | .365 | 2 | 14 | .143 | 16 | 21 | .762 | 16 | 24 | 40 | 30.0 | +8 | 20 | 7 | 20 | 6 | 6 | 56 |
| | | 68 | | | 25 | 55 | .455 | 5 | 9 | .556 | 13 | 21 | .619 | 12 | 20 | 32 | | | | 20 | 10 | 13 | 2 | 10 |
| COPPIN ST. | 12/20 | 71 | | W | 21 | 48 | .438 | 4 | 13 | .308 | 25 | 38 | .658 | 11 | 30 | 41 | 31.1 | +11 | 13 | 14 | 16 | 4 | 7 | 71 |
| | | 63 | | | 24 | 58 | .414 | 9 | 27 | .333 | 6 | 10 | .600 | 7 | 23 | 30 | | | | 25 | 5 | 17 | 2 | 9 |
| NEVADA | 12/23 | 62 | | W | 19 | 49 | .388 | 5 | 16 | .313 | 19 | 29 | .655 | 16 | 18 | 34 | 31.4 | +1 | 12 | 6 | 11 | 4 | 6 | 62 |
| | | 53 | | | 19 | 49 | .388 | 7 | 22 | .318 | 8 | 8 | 1.000 | 12 | 21 | 33 | | | | 22 | 6 | 18 | 1 | 6 |
| at Fresno State | 12/27 | 64 | | W | 23 | 48 | .479 | 3 | 10 | .300 | 15 | 23 | .652 | 9 | 32 | 41 | 32.2 | +9 | 24 | 17 | 25 | 5 | 7 | 64 |
| | | 60 | | | 20 | 56 | .357 | 9 | 25 | .360 | 11 | 24 | .458 | 10 | 22 | 32 | | | | 21 | 15 | 18 | 4 | 11 |
| MICHIGAN | 12/31 | 63 | | L | 24 | 61 | .393 | 10 | 25 | .400 | 5 | 9 | .556 | 11 | 19 | 30 | 32.0 | -11 | 17 | 12 | 7 | 3 | 7 | 63 |
| | | 76 | | | 26 | 53 | .491 | 9 | 19 | .474 | 15 | 23 | .652 | 12 | 29 | 41 | | | | 13 | 11 | 12 | 4 | 4 |
| at Ohio State | 1/3 | 64 | | W | 20 | 48 | .417 | 3 | 9 | .333 | 21 | 28 | .750 | 9 | 23 | 32 | 32.0 | +6 | 20 | 13 | 17 | 3 | 6 | 64 |
| | | 59 | | | 21 | 47 | .447 | 6 | 18 | .333 | 11 | 18 | .611 | 7 | 19 | 26 | | | | 19 | 13 | 17 | 5 | 5 |
| at Michigan St. | 1/8 | 40 | | L | 12 | 43 | .279 | 2 | 7 | .286 | 14 | 22 | .636 | 9 | 20 | 29 | 31.8 | -3 | 19 | 7 | 16 | 2 | 7 | 40 |
| | | 63 | | | 19 | 44 | .432 | 7 | 19 | .368 | 18 | 22 | .818 | 6 | 26 | 32 | | | | 17 | 13 | 15 | 0 | 6 |
| PENN STATE | 1/14 | 76 | | W | 31 | 58 | .534 | 5 | 10 | .500 | 9 | 11 | .818 | 8 | 25 | 33 | 31.9 | +4 | 22 | 15 | 11 | 6 | 12 | 76 |
| | | 57 | | | 16 | 46 | .348 | 6 | 18 | .333 | 19 | 26 | .731 | 8 | 21 | 29 | | | | 13 | 6 | 19 | 6 | 1 |
| NORTHWESTERN | 1/17 | 56 | | W | 18 | 44 | .409 | 5 | 18 | .278 | 15 | 20 | .750 | 7 | 19 | 26 | 31.5 | -7 | 19 | 10 | 9 | 2 | 12 | 56 |
| | | 33 | | | 13 | 38 | .342 | 2 | 8 | .250 | 5 | 14 | .357 | 12 | 21 | 33 | | | | 20 | 9 | 21 | 1 | 2 |
| at Illinois | 1/21 | 48 | | L | 16 | 47 | .340 | 6 | 16 | .375 | 10 | 15 | .667 | 7 | 15 | 22 | 31.0 | -16 | 25 | 9 | 10 | 1 | 6 | 48 |
| | | 62 | | | 19 | 42 | .452 | 5 | 11 | .455 | 19 | 29 | .655 | 11 | 27 | 38 | | | | 16 | 12 | 15 | 3 | 3 |
| INDIANA | 1/25 | 59 | | L | 21 | 63 | .333 | 4 | 15 | .267 | 13 | 17 | .765 | 12 | 22 | 34 | 31.2 | -6 | 24 | 11 | 9 | 1 | 4 | 59 |
| | | 69 | | | 23 | 50 | .460 | 3 | 11 | .273 | 20 | 28 | .714 | 9 | 31 | 40 | | | | 19 | 9 | 13 | 5 | 5 |
| at Minnesota | 1/27 | 48 | | L | 16 | 48 | .333 | 5 | 14 | .357 | 11 | 16 | .688 | 9 | 28 | 37 | 31.6 | +3 | 22 | 14 | 13 | 3 | 5 | 48 |
| | | 58 | | | 20 | 51 | .392 | 7 | 18 | .389 | 11 | 18 | .611 | 9 | 25 | 34 | | | | 16 | 14 | 9 | 5 | 8 |
| at Purdue | 1/31 | 59 | | L | 23 | 58 | .397 | 4 | 16 | .250 | 9 | 10 | .900 | 13 | 16 | 29 | 31.3 | -5 | 21 | 12 | 22 | 4 | 4 | 59 |
| | | 82 | | | 25 | 53 | .472 | 10 | 19 | .526 | 22 | 24 | .917 | 12 | 22 | 34 | | | | 15 | 17 | 17 | 4 | 8 |
| IOWA | 2/3 | 76 | | L | 23 | 54 | .426 | 6 | 21 | .286 | 24 | 34 | .706 | 15 | 18 | 33 | 31.4 | -3 | 25 | 7 | 17 | 1 | 12 | 76 |
| | | 79 | | | 26 | 51 | .510 | 9 | 19 | .474 | 18 | 31 | .581 | 13 | 23 | 36 | | | | 27 | 15 | 21 | 3 | 10 |
| ILLINOIS | 2/7 | 47 | | Lot | 16 | 52 | .308 | 1 | 16 | .063 | 14 | 22 | .636 | 11 | 28 | 39 | 31.7 | -6 | 20 | 5 | 14 | 6 | 3 | 47 |
| | | 53 | | | 18 | 59 | .305 | 5 | 23 | .217 | 12 | 18 | .667 | 16 | 29 | 45 | | | | 19 | 9 | 15 | 2 | 8 |
| at Northwestern | 2/11 | 39 | | L | 15 | 58 | .259 | 2 | 15 | .133 | 7 | 9 | .778 | 18 | 26 | 44 | 32.3 | +4 | 22 | 7 | 13 | 3 | 6 | 39 |
| | | 47 | | | 17 | 50 | .340 | 5 | 20 | .250 | 8 | 23 | .348 | 14 | 26 | 40 | | | | 16 | 16 | 12 | 4 | 9 |
| at Penn State | 2/14 | 69 | | L | 23 | 48 | .479 | 4 | 12 | .333 | 19 | 24 | .792 | 8 | 24 | 32 | 32.2 | +6 | 29 | 14 | 18 | 7 | 4 | 69 |
| | | 75 | | | 18 | 45 | .400 | 8 | 22 | .364 | 31 | 43 | .721 | 8 | 18 | 26 | | | | 17 | 14 | 10 | 6 | 9 |
| MILWAUKEE | 2/18 | 65 | | W | 22 | 55 | .400 | 5 | 13 | .385 | 16 | 25 | .640 | 10 | 28 | 38 | 32.5 | -1 | 17 | 8 | 9 | 7 | 5 | 65 |
| | | 58 | | | 19 | 52 | .365 | 8 | 25 | .320 | 12 | 23 | .522 | 11 | 28 | 39 | | | | 23 | 8 | 14 | 7 | 3 |
| MICHIGAN ST. | 2/21 | 47 | | L | 12 | 39 | .308 | 3 | 14 | .214 | 20 | 26 | .769 | 5 | 22 | 27 | 32.3 | -6 | 19 | 7 | 14 | 3 | 6 | 47 |
| | | 56 | | | 20 | 47 | .426 | 4 | 12 | .333 | 12 | 20 | .600 | 12 | 21 | 33 | | | | 21 | 9 | 16 | 3 | 6 |
| OHIO STATE | 2/25 | 56 | | L | 16 | 53 | .302 | 6 | 25 | .240 | 18 | 26 | .692 | 16 | 24 | 40 | 32.5 | +3 | 20 | 7 | 11 | 3 | 1 | 56 |
| | | 61 | | | 19 | 51 | .373 | 9 | 24 | .375 | 14 | 23 | .609 | 14 | 23 | 37 | | | | 17 | 12 | 10 | 2 | 4 |
| at Michigan | 2/28 | 70 | | L | 26 | 43 | .605 | 9 | 14 | .643 | 9 | 13 | .692 | 9 | 18 | 27 | 32.3 | +7 | 27 | 16 | 19 | 0 | 2 | 70 |
| | | 76 | | | 21 | 47 | .447 | 8 | 22 | .364 | 26 | 32 | .813 | 10 | 10 | 20 | | | | 17 | 10 | 7 | 4 | 6 |
| vs. Penn State | 3/5 | 52 | | W | 20 | 50 | .400 | 2 | 7 | .286 | 10 | 15 | .667 | 10 | 22 | 32 | 32.3 | +1 | 11 | 9 | 13 | 2 | 3 | 52 |
| | | 51 | | | 19 | 47 | .404 | 5 | 15 | .333 | 8 | 10 | .800 | 8 | 23 | 31 | | | | 19 | 17 | 15 | 5 | 6 |
| vs. Illinois | 3/6 | 61 | | L | 23 | 55 | .418 | 5 | 17 | .294 | 10 | 12 | | | | | | | | | | | | |

1998-99 GAME-BY-GAME STATISTICS (22-10, 9-7)

| Opponent | Date | 1 | | Final | W/L | 3-PTRS | | | REBOUNDS | | | M | PF | A | TO | Blk | Stl | Pts | | | | | | | |
|-------------------|---------|----|---|-------|-----|--------|------|------|----------|------|------|----|------|-------|------|-----|-----|------|-----|-----|-----|-----|-----|-----|----|
| | | 1 | 2 | | | FG | FGA | Pct | 3FG | FGA | Pct | | | | | | | | FT | FTA | Pct | Off | Def | Tot | |
| LOYOLA | 11/14 | 66 | | 66 | W | 23 | 50 | .460 | 9 | 18 | .500 | 11 | 18 | 41 | 41.0 | +11 | 15 | 16 | 17 | 2 | 10 | 66 | | | |
| | | 29 | | 12 | | 47 | .255 | 2 | 12 | .167 | 3 | 11 | .273 | 11 | 19 | 30 | | 14 | 7 | 22 | 3 | 9 | 29 | | |
| MILWAUKEE | 11/16 | 75 | | 75 | W | 25 | 52 | .481 | 5 | 18 | .278 | 20 | 26 | 29 | 35.0 | -1 | 20 | 14 | 12 | 4 | 10 | 75 | | | |
| | | 63 | | 20 | | 44 | .455 | 5 | 10 | .500 | 18 | 23 | .783 | 11 | 19 | 30 | | 24 | 9 | 24 | 1 | 3 | 63 | | |
| vs. N. Mex. St. | 11/20 | 52 | | 52 | L | 17 | 48 | .354 | 7 | 20 | .350 | 11 | 17 | 27 | 32.3 | -7 | 20 | 8 | 6 | 1 | 1 | 52 | | | |
| | | 66 | | 22 | | 45 | .489 | 6 | 17 | .353 | 16 | 25 | .640 | 9 | 25 | 34 | | 14 | 10 | 8 | 3 | 2 | 66 | | |
| vs. Virginia | 11/21 | 66 | | 66 | W | 20 | 42 | .476 | 4 | 14 | .286 | 22 | 28 | .786 | 15 | 21 | 36 | 33.3 | +14 | 20 | 9 | 16 | 4 | 6 | 66 |
| | | 56 | | 17 | | 48 | .354 | 7 | 24 | .292 | 15 | 22 | .682 | 9 | 13 | 22 | | 22 | 6 | 14 | 0 | 10 | 56 | | |
| vs. Nebraska | 11/22 | 78 | | 78 | W | 29 | 48 | .604 | 9 | 14 | .643 | 11 | 16 | .688 | 12 | 16 | 28 | 32.2 | +9 | 15 | 18 | 16 | 0 | 10 | 78 |
| | | 41 | | 16 | | 37 | .432 | 1 | 10 | .100 | 8 | 13 | .615 | 9 | 10 | 19 | | 16 | 5 | 24 | 6 | 8 | 41 | | |
| at Rhode Island | 11/28 | 65 | | 65 | W | 17 | 41 | .415 | 7 | 15 | .467 | 24 | 30 | .800 | 13 | 24 | 37 | 33.0 | +11 | 30 | 6 | 20 | 1 | 5 | 65 |
| | | 59 | | 21 | | 46 | .457 | 2 | 12 | .167 | 15 | 32 | .469 | 13 | 13 | 26 | | 22 | 9 | 14 | 7 | 7 | 59 | | |
| N. ILLINOIS | 12/2 | 67 | | 67 | W | 27 | 58 | .466 | 9 | 22 | .409 | 4 | 12 | .333 | 13 | 24 | 37 | 33.6 | +3 | 12 | 17 | 9 | 5 | 7 | 67 |
| | | 52 | | 21 | | 53 | .396 | 6 | 14 | .429 | 4 | 7 | .571 | 9 | 25 | 34 | | 14 | 10 | 13 | 1 | 3 | 52 | | |
| at Illinois State | 12/5 | 71 | | 71 | W | 25 | 49 | .510 | 5 | 15 | .333 | 16 | 24 | .667 | 9 | 20 | 29 | 33.0 | -1 | 20 | 12 | 12 | 2 | 12 | 71 |
| | | 54 | | 17 | | 41 | .415 | 7 | 20 | .350 | 13 | 23 | .565 | 10 | 20 | 30 | | 20 | 8 | 20 | 2 | 4 | 54 | | |
| at Temple | 12/9 | 63 | | 63 | W | 20 | 40 | .500 | 13 | 21 | .619 | 10 | 18 | .556 | 6 | 21 | 27 | 32.3 | -9 | 13 | 18 | 11 | 4 | 4 | 63 |
| | | 56 | | 21 | | 56 | .375 | 8 | 25 | .320 | 6 | 11 | .545 | 15 | 21 | 36 | | 17 | 11 | 9 | 3 | 8 | 56 | | |
| PEPPERDINE | 12/12 | 57 | | 57 | W | 13 | 43 | .302 | 2 | 15 | .133 | 29 | 35 | .829 | 7 | 19 | 26 | 31.7 | -3 | 16 | 8 | 11 | 2 | 12 | 57 |
| | | 51 | | 18 | | 40 | .450 | 7 | 17 | .412 | 8 | 10 | .800 | 4 | 25 | 29 | | 26 | 11 | 23 | 1 | 6 | 51 | | |
| at Texas | 12/15 | 65 | | 65 | W | 24 | 59 | .407 | 7 | 19 | .368 | 10 | 15 | .667 | 11 | 17 | 28 | 31.4 | -9 | 18 | 11 | 7 | 0 | 6 | 65 |
| | | 62 | | 19 | | 44 | .432 | 6 | 17 | .353 | 18 | 24 | .750 | 11 | 26 | 37 | | 17 | 12 | 17 | 2 | 4 | 62 | | |
| at Marquette | 12/23 | 61 | | 61 | W | 28 | 56 | .500 | 2 | 9 | .222 | 3 | 8 | .375 | 5 | 31 | 36 | 31.8 | +3 | 19 | 19 | 12 | 1 | 8 | 61 |
| | | 45 | | 16 | | 51 | .314 | 6 | 17 | .353 | 7 | 18 | .389 | 9 | 24 | 33 | | 15 | 8 | 15 | 4 | 6 | 45 | | |
| FRESNO ST. | 12/27 | 87 | | 87 | W | 31 | 61 | .508 | 10 | 23 | .435 | 15 | 18 | .833 | 11 | 28 | 39 | 32.3 | +9 | 17 | 20 | 12 | 1 | 7 | 87 |
| | | 65 | | 21 | | 54 | .389 | 10 | 22 | .455 | 13 | 19 | .684 | 9 | 21 | 30 | | 19 | 13 | 17 | 2 | 6 | 65 | | |
| at Michigan | 12/30 | 55 | | 55 | L | 16 | 51 | .314 | 7 | 26 | .269 | 16 | 20 | .800 | 18 | 18 | 36 | 32.6 | +10 | 23 | 7 | 14 | 1 | 6 | 55 |
| | | 59 | | 15 | | 38 | .395 | 7 | 14 | .500 | 22 | 27 | .815 | 6 | 20 | 26 | | 21 | 9 | 11 | 6 | 2 | 59 | | |
| OHIO STATE | 1/2/99 | 74 | | 74 | Lot | 22 | 53 | .415 | 8 | 24 | .333 | 22 | 27 | .815 | 8 | 22 | 30 | 32.4 | -6 | 22 | 14 | 14 | 3 | 10 | 74 |
| | | 78 | | 28 | | 57 | .491 | 8 | 16 | .500 | 14 | 23 | .609 | 11 | 25 | 36 | | 22 | 11 | 16 | 4 | 5 | 78 | | |
| MICHIGAN ST. | 1/6/99 | 66 | | 66 | W | 23 | 44 | .523 | 6 | 15 | .400 | 14 | 16 | .875 | 5 | 21 | 26 | 32.0 | -6 | 18 | 18 | 12 | 2 | 6 | 66 |
| | | 51 | | 17 | | 51 | .333 | 1 | 15 | .067 | 16 | 17 | .941 | 14 | 18 | 32 | | 19 | 6 | 15 | 2 | 4 | 51 | | |
| PURDUE | 1/10/99 | 61 | | 61 | W | 20 | 39 | .513 | 3 | 10 | .300 | 18 | 23 | .783 | 8 | 18 | 26 | 31.6 | -2 | 17 | 11 | 16 | 4 | 10 | 61 |
| | | 56 | | 21 | | 53 | .396 | 4 | 15 | .267 | 10 | 14 | .714 | 15 | 13 | 28 | | 18 | 9 | 16 | 1 | 3 | 56 | | |
| at Penn State | 1/13/99 | 61 | | 61 | W | 21 | 51 | .412 | 6 | 20 | .300 | 13 | 14 | .929 | 7 | 22 | 29 | 31.5 | -2 | 16 | 12 | 10 | 3 | 6 | 61 |
| | | 58 | | 21 | | 48 | .438 | 6 | 18 | .333 | 10 | 18 | .556 | 10 | 21 | 31 | | 18 | 12 | 12 | 7 | 2 | 58 | | |
| at Northwestern | 1/16/99 | 57 | | 57 | W | 20 | 44 | .455 | 4 | 16 | .250 | 13 | 16 | .813 | 8 | 23 | 31 | 31.5 | +6 | 18 | 17 | 12 | 2 | 7 | 57 |
| | | 49 | | 17 | | 44 | .386 | 6 | 20 | .300 | 9 | 14 | .643 | 7 | 18 | 25 | | 18 | 16 | 12 | 6 | 5 | 49 | | |
| ILLINOIS | 1/20/99 | 75 | | 75 | W | 26 | 49 | .531 | 8 | 21 | .381 | 15 | 17 | .882 | 9 | 19 | 28 | 31.3 | +3 | 20 | 18 | 14 | 2 | 10 | 75 |
| | | 53 | | 18 | | 47 | .383 | 3 | 11 | .273 | 14 | 18 | .778 | 11 | 14 | 25 | | 19 | 7 | 17 | 0 | 5 | 53 | | |
| at Iowa | 1/23/99 | 72 | | 72 | W | 24 | 50 | .480 | 11 | 22 | .500 | 13 | 24 | .542 | 8 | 27 | 35 | 31.5 | +3 | 21 | 20 | 8 | 1 | 7 | 72 |
| | | 52 | | 18 | | 47 | .383 | 4 | 17 | .235 | 12 | 19 | .632 | 6 | 26 | 32 | | 22 | 13 | 15 | 1 | 2 | 52 | | |
| MINNESOTA | 1/30/99 | 61 | | 61 | W | 21 | 51 | .412 | 4 | 16 | .250 | 15 | 20 | .750 | 8 | 21 | 29 | 31.4 | -5 | 12 | 15 | 6 | 4 | 7 | 61 |
| | | 50 | | 22 | | 51 | .431 | 3 | 10 | .300 | 3 | 4 | .750 | 9 | 25 | 34 | | 18 | 8 | 14 | 4 | 3 | 50 | | |
| at Indiana | 2/3/99 | 60 | | 60 | L | 26 | 60 | .433 | 6 | 19 | .316 | 2 | 2 | 1.000 | 6 | 19 | 25 | 31.1 | -12 | 23 | 14 | 8 | 4 | 4 | 60 |
| | | 71 | | 27 | | 52 | .519 | 5 | 12 | .417 | 12 | 21 | .571 | 10 | 27 | 37 | | 11 | 16 | 10 | 4 | 4 | 71 | | |
| at Illinois | 2/6/99 | 51 | | 51 | L | 19 | 41 | .463 | 7 | 17 | .412 | 6 | 11 | .545 | 4 | 19 | 23 | 30.8 | -8 | 19 | 11 | 17 | 3 | 5 | 51 |
| | | 53 | | 18 | | 48 | .375 | 8 | 16 | .500 | 9 | 15 | .600 | 11 | 20 | 31 | | 16 | 9 | 15 | 5 | 7 | 53 | | |
| NORTHWESTERN | 2/10/99 | 57 | | 57 | W | 18 | 49 | .367 | 5 | 17 | .294 | 16 | 18 | .889 | 6 | 26 | 32 | 30.8 | +3 | 18 | 14 | 9 | 3 | 13 | 57 |
| | | 45 | | 14 | | 44 | .318 | 5 | 22 | .227 | 12 | 14 | .857 | 5 | 24 | 29 | | 18 | 8 | 16 | 3 | 2 | 45 | | |
| PENN STATE | 2/13/99 | 73 | | 73 | W | 24 | 50 | .480 | 6 | 18 | .333 | 19 | 22 | .864 | 9 | 15 | 24 | 30.5 | 0 | 17 | 17 | 9 | 6 | 11 | 73 |
| | | 63 | | 22 | | 43 | .512 | 6 | 16 | .375 | 13 | 15 | .867 | 6 | 18 | 24 | | 20 | 8 | 17 | 2 | 3 | 63 | | |
| at Michigan St. | 2/21/99 | 51 | | 51 | L | 17 | 46 | .370 | 6 | 17 | .353 | 11 | 11 | 1.000 | 3 | 16 | 19 | 30.1 | -20 | 27 | 8 | 11 | 2 | 6 | 51 |
| | | 56 | | 16 | | 44 | .364 | 0 | 4 | .000 | 24 | 32 | .750 | 14 | 25 | 39 | | 16 | 9 | 11 | 1 | 4 | 56 | | |
| at Ohio State | 2/24/99 | 54 | | 54 | L | 20 | 54 | .370 | 9 | 24 | .375 | 5 | 7 | .714 | 5 | 22 | 27 | 30.0 | -9 | 17 | 11 | 10 | 2 | 4 | 54 |
| | | 63 | | 20 | | 48 | .417 | 7 | 18 | .389 | 16 | 22 | .727 | 8 | 28 | 36 | | 11 | 7 | 13 | 1 | 5 | 63 | | |
| MICHIGAN | 2/27/99 | 39 | | 39 | L | 16 | 50 | .320 | 5 | 19 | .263 | 2 | 6 | .333 | 8 | 19 | 27 | 29.9 | -8 | 14 | 13 | 11 | 2 | 4 | 39 |
| | | 51 | | 19 | | 45 | .422 | 4 | 13 | .308 | 9 | 12 | .750 | 7 | 28 | 35 | | 9 | 6 | 11 | 1 | 6 | 51 | | |
| vs. Iowa | 3/5/99 | 74 | | 74 | W | 24 | 39 | .615 | 9 | 15 | .600 | 17 | 26 | .654 | 3 | 22 | 25 | 29.7 | -3 | 17 | 19 | 18 | 3 | 4 | 74 |
| | | 60 | | 24 | | 54 | .444 | 6 | 20 | .300 | 6 | 12 | .500 | 12 | 16 | 28 | | 22 | 16 | 20 | 1 | 11 | 60 | | |
| vs. Michigan St. | 3/6/99 | 41 | | 41 | L | 17 | 58 | .293 | 3 | | | | | | | | | | | | | | | | |

1999-00 GAME-BY-GAME STATISTICS (22-14, 8-8)

| Opponent | Date | Final | | | W/L | FGA Pct | | | 3-PTRS | | | REBOUNDS | | | M | PF | A | TO | Blk | Stl | Pts | | | | |
|------------------|-------|-------|----|----|-----|---------|-----|------|--------|-----|------|----------|-----|-------|----|----|----|------|-----|-----|-----|-----|-----|-----|----|
| | | 1 | 2 | | | FG | FGA | Pct | 3FG | FGA | Pct | FT | FTA | Pct | | | | | | | | Off | Def | Tot | |
| vs. Missouri | 11/12 | 27 | 39 | 66 | W | 25 | 50 | .500 | 6 | 15 | .400 | 10 | 16 | .625 | 6 | 26 | 32 | 32.0 | 0 | 17 | 16 | 8 | 4 | 6 | 66 |
| | | 24 | 31 | 55 | | 17 | 49 | .347 | 9 | 25 | .360 | 12 | 15 | .800 | 9 | 23 | 32 | | | 21 | 9 | 14 | 2 | 5 | 55 |
| at Syracuse | 11/16 | 25 | 24 | 49 | L | 20 | 51 | .392 | 3 | 21 | .143 | 9 | 9 | .667 | 6 | 18 | 24 | 28.0 | -11 | 21 | 16 | 10 | 0 | 6 | 49 |
| | | 28 | 40 | 68 | | 23 | 46 | .500 | 7 | 13 | .538 | 15 | 21 | .714 | 9 | 26 | 35 | | | 11 | 17 | 10 | 2 | 6 | 68 |
| BALL STATE | 11/20 | 25 | 35 | 60 | W | 21 | 38 | .553 | 4 | 8 | .500 | 14 | 25 | .560 | 6 | 25 | 31 | 29.0 | +2 | 16 | 14 | 15 | 2 | 5 | 60 |
| | | 28 | 22 | 50 | | 17 | 51 | .333 | 6 | 24 | .250 | 10 | 14 | .714 | 11 | 18 | 29 | | | 22 | 8 | 11 | 1 | 5 | 50 |
| at Milwaukee | 11/23 | 31 | 38 | 69 | W | 26 | 53 | .491 | 5 | 8 | .625 | 12 | 18 | .667 | 11 | 33 | 44 | 32.8 | +13 | 13 | 14 | 11 | 9 | 4 | 69 |
| | | 28 | 21 | 49 | | 17 | 59 | .288 | 5 | 18 | .278 | 10 | 13 | .769 | 12 | 19 | 31 | | | 18 | 8 | 6 | 2 | 6 | 49 |
| at Wake Forest | 11/30 | 14 | 34 | 48 | L | 19 | 50 | .380 | 3 | 9 | .333 | 7 | 12 | .583 | 8 | 16 | 24 | 31.0 | -16 | 18 | 9 | 10 | 1 | 3 | 48 |
| | | 32 | 35 | 67 | | 27 | 54 | .500 | 4 | 15 | .267 | 9 | 20 | .450 | 15 | 25 | 40 | | | 11 | 16 | 12 | 4 | 6 | 67 |
| RHODE ISLAND | 12/3 | 37 | 29 | 66 | W | 27 | 70 | .386 | 6 | 18 | .333 | 6 | 13 | .462 | 18 | 34 | 52 | 34.5 | +20 | 22 | 12 | 9 | 2 | 6 | 66 |
| | | 23 | 20 | 43 | | 12 | 47 | .255 | 3 | 14 | .214 | 16 | 26 | .615 | 5 | 27 | 32 | | | 17 | 3 | 13 | 7 | 5 | 43 |
| TEXAS | 12/7 | 19 | 42 | 61 | W | 20 | 47 | .426 | 7 | 19 | .368 | 14 | 19 | .737 | 8 | 21 | 29 | 33.7 | 0 | 16 | 13 | 12 | 3 | 13 | 61 |
| | | 17 | 28 | 45 | | 16 | 41 | .390 | 1 | 10 | .100 | 12 | 16 | .750 | 6 | 23 | 29 | | | 18 | 5 | 18 | 2 | 4 | 45 |
| GREEN BAY | 12/8 | 27 | 28 | 55 | W | 23 | 44 | .523 | 7 | 17 | .412 | 2 | 7 | .286 | 4 | 18 | 22 | 32.3 | -7 | 12 | 20 | 6 | 4 | 10 | 55 |
| | | 16 | 18 | 34 | | 11 | 35 | .314 | 4 | 12 | .333 | 8 | 12 | .667 | 8 | 21 | 29 | | | 13 | 6 | 18 | 1 | 4 | 34 |
| at South Fla. | 12/11 | 30 | 33 | 63 | L | 24 | 48 | .500 | 7 | 16 | .438 | 8 | 10 | .800 | 4 | 18 | 22 | 31.1 | -3 | 22 | 14 | 12 | 0 | 5 | 63 |
| | | 34 | 32 | 66 | | 24 | 41 | .585 | 8 | 15 | .533 | 10 | 19 | .526 | 4 | 21 | 25 | | | 14 | 19 | 12 | 1 | 5 | 66 |
| at Northern Ill. | 12/14 | 23 | 28 | 51 | L | 17 | 44 | .386 | 3 | 16 | .188 | 14 | 19 | .737 | 6 | 24 | 30 | 31.0 | -7 | 17 | 6 | 18 | 5 | 9 | 51 |
| | | 33 | 22 | 55 | | 21 | 54 | .389 | 6 | 13 | .462 | 7 | 12 | .583 | 13 | 24 | 37 | | | 17 | 8 | 17 | 2 | 7 | 55 |
| MARQUETTE | 12/23 | 39 | 47 | 86 | W | 28 | 56 | .500 | 3 | 14 | .214 | 27 | 42 | .643 | 14 | 16 | 30 | 30.9 | +6 | 14 | 13 | 7 | 1 | 11 | 86 |
| | | 27 | 47 | 74 | | 27 | 47 | .574 | 11 | 20 | .550 | 9 | 10 | .900 | 4 | 20 | 24 | | | 30 | 12 | 21 | 1 | 2 | 74 |
| TEMPLE | 12/29 | 27 | 35 | 62 | W | 18 | 48 | .375 | 9 | 24 | .375 | 15 | 18 | .850 | 12 | 28 | 40 | 31.7 | +15 | 16 | 14 | 9 | 3 | 4 | 62 |
| | | 19 | 25 | 44 | | 13 | 48 | .271 | 8 | 21 | .381 | 10 | 15 | .667 | 8 | 17 | 25 | | | 19 | 2 | 9 | 2 | 6 | 44 |
| at Indiana | 1/5 | 30 | 37 | 67 | L | 24 | 61 | .393 | 7 | 22 | .318 | 12 | 14 | .857 | 14 | 23 | 37 | 32.1 | +5 | 30 | 18 | 19 | 5 | 5 | 67 |
| | | 41 | 30 | 71 | | 17 | 38 | .447 | 4 | 7 | .571 | 33 | 49 | .673 | 7 | 25 | 32 | | | 16 | 7 | 18 | 3 | 11 | 71 |
| ILLINOIS | 1/08 | 18 | 45 | 63 | W | 21 | 56 | .375 | 8 | 27 | .296 | 13 | 14 | .929 | 9 | 29 | 38 | 32.5 | +2 | 18 | 12 | 13 | 1 | 5 | 63 |
| | | 33 | 26 | 59 | | 21 | 53 | .396 | 2 | 19 | .105 | 15 | 24 | .625 | 9 | 27 | 36 | | | 14 | 6 | 13 | 3 | 3 | 59 |
| OHIO STATE | 1/13 | 28 | 23 | 51 | L | 18 | 56 | .321 | 5 | 14 | .357 | 10 | 16 | .625 | 12 | 21 | 33 | 32.5 | -10 | 15 | 11 | 5 | 2 | 5 | 51 |
| | | 25 | 28 | 53 | | 19 | 49 | .388 | 6 | 16 | .375 | 9 | 12 | .750 | 12 | 31 | 43 | | | 18 | 8 | 16 | 7 | 2 | 53 |
| at Purdue | 1/15 | 27 | 25 | 52 | L | 22 | 49 | .449 | 3 | 13 | .231 | 5 | 5 | 1.000 | 5 | 29 | 36 | 32.8 | +1 | 19 | 10 | 15 | 4 | 2 | 52 |
| | | 31 | 32 | 63 | | 21 | 58 | .362 | 10 | 18 | .556 | 11 | 19 | .579 | 14 | 21 | 35 | | | 9 | 12 | 8 | 3 | 7 | 63 |
| at Penn State | 1/19 | 22 | 39 | 61 | L | 23 | 57 | .404 | 7 | 26 | .269 | 8 | 11 | .727 | 10 | 26 | 36 | 32.9 | +2 | 22 | 15 | 14 | 1 | 5 | 61 |
| | | 35 | 41 | 76 | | 23 | 52 | .442 | 9 | 20 | .450 | 21 | 28 | .750 | 9 | 25 | 34 | | | 17 | 12 | 11 | 3 | 7 | 76 |
| MINNESOTA | 1/22 | 41 | 44 | 85 | W | 32 | 61 | .525 | 9 | 20 | .450 | 12 | 26 | .462 | 12 | 25 | 37 | 33.2 | +5 | 19 | 21 | 9 | 3 | 15 | 85 |
| | | 18 | 35 | 53 | | 19 | 45 | .422 | 3 | 10 | .300 | 12 | 21 | .571 | 7 | 25 | 32 | | | 23 | 13 | 23 | 2 | 4 | 53 |
| PURDUE | 1/26 | 24 | 31 | 55 | W | 18 | 44 | .409 | 3 | 13 | .231 | 16 | 25 | .640 | 4 | 28 | 32 | 33.1 | -3 | 23 | 10 | 13 | 1 | 7 | 55 |
| | | 22 | 23 | 45 | | 14 | 49 | .286 | 5 | 20 | .250 | 12 | 20 | .600 | 8 | 27 | 35 | | | 22 | 7 | 15 | 0 | 3 | 46 |
| IOWA | 1/29 | 29 | 32 | 61 | W | 18 | 42 | .429 | 4 | 15 | .267 | 15 | 18 | .833 | 1 | 20 | 21 | 32.5 | -9 | 21 | 11 | 13 | 2 | 5 | 61 |
| | | 24 | 31 | 55 | | 20 | 46 | .435 | 5 | 9 | .556 | 16 | 21 | .762 | 7 | 23 | 30 | | | 19 | 7 | 13 | 0 | 5 | 55 |
| at Ohio State | 2/2 | 23 | 25 | 48 | L | 17 | 54 | .315 | 4 | 18 | .222 | 10 | 14 | .714 | 11 | 24 | 35 | 32.6 | +3 | 15 | 12 | 14 | 2 | 4 | 48 |
| | | 29 | 22 | 51 | | 18 | 49 | .367 | 3 | 12 | .250 | 12 | 14 | .857 | 7 | 25 | 32 | | | 13 | 9 | 14 | 6 | 7 | 51 |
| at Minnesota | 2/5 | 35 | 31 | 66 | W | 24 | 47 | .511 | 6 | 15 | .400 | 12 | 15 | .800 | 4 | 22 | 26 | 32.3 | -5 | 22 | 15 | 18 | 4 | 9 | 66 |
| | | 28 | 36 | 64 | | 21 | 49 | .429 | 3 | 13 | .231 | 19 | 22 | .864 | 9 | 22 | 31 | | | 18 | 13 | 17 | 6 | 6 | 64 |
| MICHIGAN ST. | 2/12 | 20 | 24 | 44 | L | 18 | 53 | .340 | 4 | 19 | .211 | 4 | 10 | .400 | 6 | 17 | 23 | 31.9 | -27 | 19 | 7 | 8 | 0 | 5 | 44 |
| | | 35 | 26 | 61 | | 19 | 49 | .388 | 5 | 14 | .357 | 18 | 23 | .783 | 17 | 33 | 50 | | | 16 | 11 | 16 | 1 | 2 | 61 |
| MICHIGAN | 2/16 | 47 | 28 | 75 | W | 24 | 47 | .511 | 12 | 17 | .706 | 15 | 27 | .556 | 8 | 21 | 29 | 31.8 | -2 | 20 | 15 | 10 | 2 | 6 | 75 |
| | | 33 | 26 | 59 | | 20 | 48 | .417 | 4 | 14 | .286 | 15 | 22 | .682 | 9 | 22 | 31 | | | 21 | 9 | 11 | 6 | 4 | 59 |
| at Michigan St. | 2/19 | 29 | 25 | 54 | L | 16 | 41 | .390 | 7 | 15 | .467 | 15 | 18 | .833 | 9 | 20 | 29 | 31.7 | +3 | 24 | 8 | 17 | 1 | 4 | 54 |
| | | 31 | 28 | 59 | | 16 | 47 | .340 | 4 | 12 | .333 | 23 | 28 | .821 | 8 | 18 | 26 | | | 19 | 10 | 8 | 1 | 5 | 59 |
| at Iowa | 2/23 | 17 | 37 | 54 | W | 17 | 39 | .436 | 4 | 18 | .222 | 16 | 21 | .762 | 8 | 19 | 27 | 31.5 | +5 | 14 | 11 | 16 | 1 | 7 | 54 |
| | | 26 | 19 | 45 | | 17 | 39 | .436 | 6 | 15 | .400 | 5 | 8 | .625 | 6 | 16 | 22 | | | 22 | 13 | 21 | 0 | 6 | 45 |
| at Northwestern | 3/1 | 33 | 29 | 62 | W | 22 | 41 | .537 | 8 | 13 | .615 | 10 | 14 | .714 | 6 | 18 | 24 | 31.2 | +3 | 18 | 20 | 11 | 3 | 9 | 62 |
| | | 20 | 26 | 46 | | 15 | 36 | .417 | 5 | 11 | .455 | 11 | 16 | .688 | 6 | 15 | 21 | | | 14 | 12 | 15 | 1 | 3 | 46 |
| INDIANA | 3/5 | 22 | 34 | 56 | W | 20 | 49 | .408 | 3 | 12 | .250 | 13 | 19 | .684 | 11 | 21 | 32 | 31.3 | +7 | 13 | 8 | 8 | 2 | 3 | 56 |
| | | 31 | 22 | 53 | | 24 | 52 | .462 | 4 | 12 | .333 | 1 | 4 | .250 | 8 | 17 | 25 | | | 17 | 9 | 10 | 2 | 3 | 53 |
| vs Northwestern | 3/9 | 27 | 24 | 51 | W | 18 | 42 | .429 | 3 | 11 | .273 | 12 | 17 | .706 | 3 | 24 | 27 | 31.1 | -8 | 14 | 14 | 10 | 12 | 7 | 51 |
| | | 19 | 22 | 41 | | 15 | 50 | .300 | 3 | 9 | .333 | 8 | 10 | .800 | 11 | | | | | | | | | | |

2000-01 GAME-BY-GAME STATISTICS (18-11, 9-7)

| Opponent | Date | Final | | | W/L | 3-PTRS | | | REBOUNDS | | | M | PF | A | TO | Blk | Stl | Pts | | | | | | | |
|-----------------|-------|-------|----|----|-----|--------|-----|------|----------|-----|------|----|----|-------|----|-----|-----|------|-----|-----|-----|-----|-----|-----|----|
| | | 1 | 2 | | | FG | FGA | Pct | 3FG | FGA | Pct | | | | | | | | FT | FTA | Pct | Off | Def | Tot | |
| at Tennessee | 11/21 | 22 | 34 | 56 | L | 21 | 58 | .362 | 6 | 24 | .250 | 8 | 11 | .727 | 18 | 22 | 40 | 40.0 | +10 | 19 | 10 | 14 | 2 | 7 | 56 |
| N. ILLINOIS | 11/25 | 25 | 41 | 66 | | 20 | 49 | .408 | 9 | 17 | .529 | 17 | 20 | .850 | 8 | 22 | 30 | 30.0 | | 16 | 15 | 10 | 7 | 9 | 66 |
| | | 36 | 32 | 68 | W | 24 | 53 | .453 | 8 | 20 | .400 | 12 | 20 | .600 | 13 | 21 | 34 | 37.0 | +8 | 12 | 17 | 12 | 1 | 7 | 68 |
| vs Maryland | 11/29 | 28 | 36 | 64 | | 23 | 49 | .469 | 10 | 21 | .476 | 8 | 10 | .800 | 6 | 20 | 26 | 28.0 | | 20 | 15 | 13 | 2 | 4 | 64 |
| | | 34 | 28 | 78 | W | 22 | 58 | .379 | 10 | 30 | .333 | 24 | 30 | .800 | 13 | 24 | 37 | 37.0 | +4 | 22 | 18 | 13 | 2 | 7 | 78 |
| XAVIER | 12/2 | 37 | 25 | 75 | | 25 | 56 | .446 | 5 | 14 | .357 | 20 | 29 | .690 | 10 | 23 | 33 | 29.7 | | 22 | 12 | 12 | 2 | 7 | 75 |
| | | 33 | 28 | 61 | W | 21 | 38 | .553 | 7 | 13 | .538 | 12 | 19 | .632 | 4 | 27 | 31 | 35.5 | +9 | 25 | 14 | 20 | 2 | 7 | 61 |
| at Green Bay | 12/6 | 27 | 19 | 46 | | 12 | 44 | .273 | 4 | 20 | .200 | 18 | 27 | .667 | 7 | 15 | 22 | 27.8 | | 21 | 5 | 15 | 1 | 9 | 46 |
| | | 33 | 28 | 61 | W | 21 | 36 | .583 | 5 | 10 | .500 | 14 | 15 | .933 | 3 | 22 | 25 | 33.4 | +3 | 20 | 15 | 15 | 3 | 3 | 61 |
| OHIO | 12/9 | 22 | 31 | 53 | | 19 | 47 | .404 | 5 | 8 | .625 | 10 | 16 | .625 | 10 | 12 | 22 | 26.6 | | 18 | 7 | 10 | 2 | 7 | 53 |
| | | 31 | 34 | 65 | W | 20 | 46 | .435 | 4 | 20 | .200 | 21 | 29 | .724 | 10 | 21 | 31 | 33.0 | 0 | 21 | 14 | 10 | 2 | 9 | 65 |
| at Temple | 12/14 | 23 | 23 | 46 | | 14 | 42 | .333 | 6 | 17 | .353 | 12 | 17 | .706 | 9 | 22 | 31 | 27.3 | | 25 | 6 | 18 | 1 | 6 | 46 |
| | | 26 | 40 | 66 | W | 19 | 44 | .432 | 14 | 28 | .500 | 14 | 19 | .737 | 12 | 19 | 31 | 32.7 | +7 | 11 | 16 | 10 | 1 | 6 | 66 |
| MILWAUKEE | 12/16 | 25 | 33 | 58 | | 22 | 47 | .468 | 9 | 25 | .360 | 5 | 8 | .625 | 8 | 16 | 24 | 26.9 | | 17 | 10 | 11 | 2 | 5 | 58 |
| | | 30 | 25 | 55 | W | 14 | 35 | .400 | 4 | 7 | .571 | 23 | 32 | .719 | 8 | 27 | 35 | 33.0 | +12 | 15 | 6 | 16 | 2 | 5 | 55 |
| at Marquette | 12/23 | 25 | 22 | 47 | | 16 | 51 | .314 | 9 | 30 | .300 | 6 | 8 | .750 | 6 | 17 | 23 | 26.4 | | 25 | 9 | 9 | 3 | 3 | 47 |
| | | 26 | 26 | 52 | W | 14 | 35 | .400 | 4 | 16 | .250 | 20 | 29 | .690 | 8 | 18 | 26 | 32.2 | +3 | 19 | 7 | 16 | 1 | 10 | 52 |
| SOUTH FLA. | 12/30 | 19 | 28 | 47 | | 16 | 43 | .372 | 0 | 9 | .000 | 15 | 18 | .833 | 9 | 14 | 23 | 26.0 | | 24 | 5 | 15 | 0 | 8 | 47 |
| | | 31 | 25 | 63 | W | 25 | 62 | .403 | 6 | 13 | .462 | 7 | 17 | .412 | 16 | 21 | 37 | 32.7 | +3 | 13 | 16 | 10 | 3 | 9 | 63 |
| INDIANA | 1/4 | 25 | 31 | 61 | | 24 | 52 | .462 | 7 | 16 | .438 | 6 | 11 | .545 | 9 | 25 | 34 | 26.8 | | 18 | 11 | 17 | 9 | 4 | 61 |
| | | 19 | 30 | 49 | W | 17 | 42 | .405 | 3 | 12 | .250 | 12 | 14 | .857 | 1 | 26 | 27 | 32.2 | -3 | 20 | 10 | 10 | 4 | 4 | 49 |
| at Minnesota | 1/6 | 28 | 18 | 46 | | 17 | 45 | .378 | 3 | 9 | .333 | 9 | 16 | .563 | 6 | 24 | 30 | 27.1 | | 18 | 7 | 13 | 2 | 5 | 46 |
| | | 24 | 25 | 49 | L | 17 | 50 | .340 | 2 | 13 | .154 | 13 | 20 | .650 | 13 | 22 | 35 | 32.4 | -1 | 19 | 9 | 13 | 6 | 6 | 49 |
| at Purdue | 1/10 | 23 | 31 | 54 | | 18 | 44 | .409 | 8 | 18 | .444 | 10 | 20 | .500 | 11 | 25 | 36 | 27.8 | | 21 | 12 | 17 | 5 | 3 | 54 |
| | | 30 | 37 | 67 | L | 21 | 49 | .429 | 6 | 16 | .375 | 19 | 24 | .792 | 10 | 24 | 34 | 32.5 | +8 | 26 | 14 | 14 | 3 | 5 | 67 |
| at Michigan St. | 1/13 | 30 | 43 | 73 | | 24 | 48 | .500 | 4 | 12 | .333 | 21 | 29 | .724 | 5 | 21 | 26 | 27.7 | | 23 | 9 | 12 | 3 | 6 | 73 |
| | | 31 | 26 | 59 | Lot | 22 | 50 | .440 | 8 | 18 | .444 | 7 | 10 | .700 | 5 | 17 | 22 | 31.8 | -17 | 18 | 13 | 10 | 3 | 2 | 59 |
| IOWA | 1/16 | 36 | 21 | 69 | | 24 | 54 | .444 | 5 | 16 | .313 | 16 | 21 | .762 | 13 | 26 | 39 | 28.5 | | 14 | 17 | 8 | 5 | 3 | 69 |
| | | 25 | 42 | 67 | W | 16 | 40 | .400 | 6 | 17 | .353 | 29 | 35 | .829 | 3 | 23 | 26 | 31.4 | -7 | 20 | 10 | 5 | 2 | 7 | 67 |
| OHIO STATE | 1/24 | 29 | 25 | 54 | | 19 | 48 | .396 | 4 | 15 | .267 | 12 | 20 | .600 | 9 | 24 | 33 | 28.8 | | 28 | 7 | 11 | 1 | 2 | 54 |
| | | 22 | 35 | 57 | W | 17 | 45 | .378 | 4 | 16 | .250 | 19 | 28 | .679 | 9 | 22 | 31 | 31.4 | -6 | 22 | 8 | 14 | 4 | 8 | 57 |
| PENN STATE | 1/27 | 18 | 24 | 42 | | 11 | 44 | .250 | 2 | 13 | .154 | 18 | 25 | .720 | 13 | 24 | 37 | 29.3 | | 24 | 3 | 19 | 5 | 7 | 42 |
| | | 28 | 35 | 63 | W | 20 | 47 | .426 | 3 | 10 | .300 | 20 | 27 | .741 | 10 | 27 | 37 | 31.7 | +9 | 15 | 11 | 16 | 3 | 3 | 63 |
| BUTLER | 1/30 | 26 | 32 | 58 | | 21 | 53 | .396 | 5 | 22 | .227 | 11 | 13 | .846 | 7 | 21 | 28 | 29.2 | | 24 | 6 | 13 | 3 | 4 | 58 |
| | | 20 | 24 | 44 | L | 17 | 38 | .447 | 4 | 10 | .400 | 6 | 16 | .375 | 4 | 21 | 25 | 31.3 | 0 | 16 | 11 | 11 | 4 | 3 | 44 |
| at Michigan | 2/3 | 20 | 38 | 58 | | 20 | 42 | .476 | 7 | 17 | .412 | 11 | 16 | .688 | 3 | 22 | 25 | 29.0 | | 13 | 9 | 7 | 3 | 8 | 58 |
| | | 29 | 31 | 60 | W | 23 | 60 | .383 | 8 | 21 | .381 | 6 | 9 | .667 | 13 | 20 | 33 | 31.4 | +3 | 17 | 16 | 6 | 2 | 7 | 60 |
| PURDUE | 2/7 | 22 | 19 | 41 | | 16 | 39 | .410 | 3 | 13 | .231 | 6 | 11 | .545 | 4 | 26 | 30 | 29.1 | | 14 | 9 | 17 | 7 | 2 | 41 |
| | | 45 | 28 | 73 | W | 19 | 46 | .413 | 7 | 15 | .467 | 28 | 40 | .700 | 8 | 25 | 33 | 31.5 | -2 | 20 | 9 | 7 | 0 | 8 | 73 |
| at Ohio State | 2/10 | 17 | 37 | 54 | | 17 | 48 | .354 | 6 | 21 | .286 | 14 | 22 | .636 | 11 | 24 | 35 | 29.4 | | 28 | 8 | 14 | 5 | 1 | 54 |
| | | 35 | 23 | 58 | L | 20 | 46 | .435 | 9 | 22 | .409 | 9 | 12 | .750 | 5 | 19 | 24 | 31.1 | -5 | 22 | 15 | 8 | 2 | 5 | 58 |
| at Illinois | 2/13 | 30 | 33 | 63 | | 22 | 43 | .512 | 3 | 11 | .273 | 16 | 25 | .640 | 5 | 24 | 29 | 29.3 | | 16 | 14 | 8 | 1 | 2 | 63 |
| | | 35 | 32 | 67 | L | 23 | 42 | .548 | 9 | 17 | .529 | 12 | 18 | .667 | 3 | 17 | 20 | 30.6 | -10 | 23 | 14 | 14 | 4 | 5 | 67 |
| NORTHWESTERN | 2/18 | 22 | 46 | 68 | | 22 | 48 | .458 | 3 | 14 | .214 | 21 | 28 | .750 | 11 | 19 | 30 | 29.4 | | 20 | 11 | 14 | 3 | 4 | 68 |
| | | 30 | 29 | 59 | W | 22 | 49 | .449 | 5 | 16 | .313 | 10 | 17 | .588 | 8 | 32 | 40 | 31.0 | +8 | 13 | 12 | 12 | 4 | 4 | 59 |
| MINNESOTA | 2/21 | 16 | 21 | 37 | | 11 | 53 | .208 | 4 | 30 | .133 | 11 | 13 | .846 | 11 | 21 | 32 | 29.5 | | 17 | 5 | 13 | 2 | 5 | 37 |
| | | 30 | 34 | 64 | W | 24 | 50 | .480 | 8 | 20 | .400 | 8 | 13 | .615 | 6 | 29 | 35 | 31.2 | +5 | 10 | 15 | 10 | 4 | 5 | 64 |
| at Indiana | 2/24 | 31 | 23 | 54 | | 20 | 53 | .377 | 9 | 24 | .375 | 5 | 10 | .500 | 7 | 23 | 30 | 29.5 | | 17 | 12 | 9 | 1 | 7 | 54 |
| | | 29 | 26 | 55 | L | 19 | 47 | .404 | 4 | 12 | .333 | 13 | 14 | .929 | 7 | 12 | 19 | 30.7 | -5 | 8 | 14 | 10 | 1 | 9 | 55 |
| MICHIGAN ST. | 2/27 | 38 | 47 | 85 | | 33 | 47 | .702 | 14 | 19 | .737 | 5 | 5 | 1.000 | 2 | 22 | 24 | 29.3 | | 15 | 23 | 11 | 4 | 3 | 85 |
| | | 20 | 27 | 47 | L | 18 | 42 | .429 | 7 | 17 | .412 | 4 | 7 | .571 | 6 | 16 | 22 | 30.4 | -9 | 13 | 12 | 10 | 2 | 4 | 47 |
| at Iowa | 3/3 | 28 | 23 | 51 | | 18 | 41 | .439 | 4 | 9 | .444 | 11 | 14 | .786 | 10 | 21 | 31 | 29.3 | | 13 | 9 | 13 | 4 | 3 | 51 |
| | | 28 | 31 | 59 | W | 22 | 45 | .489 | 5 | 16 | .313 | 10 | 13 | .769 | 4 | 18 | 22 | 30.1 | -3 | 20 | 14 | 6 | 1 | 4 | 59 |
| vs Indiana | 3/9 | 28 | 29 | 57 | | 17 | 40 | .425 | 5 | 16 | .313 | 18 | 19 | .947 | 5 | 21 | 26 | 29.2 | | 18 | 8 | 12 | 1 | 2 | 57 |
| | | 28 | 24 | 52 | L | 20 | 53 | .377 | 5 | 16 | .313 | 7 | 10 | .700 | 7 | 18 | 25 | 29.9 | -11 | 26 | 14 | 13 | 0 | 7 | 52 |
| vs Georgia St. | 3/15 | 24 | 40 | 64 | | 19 | 41 | .463 | 0 | 6 | .000 | 26 | 35 | .743 | 8 | 28 | 36 | 29.5 | | 14 | 13 | 14 | 4 | 2 | 64 |
| | | 30 | 19 | 49 | L | 17 | 43 | .395 | 3 | 12 | .250 | 12 | 20 | .600 | 6 | 26 | 32 | 30.0 | -1 | 15 | 4 | 12 | 0 | 6 | 49 |
| | | 19 | 31 | 50 | | 20 | 53 | .377 | 5 | 23 | .217 | 5 | 8 | | | | | | | | | | | | |

2001-02 GAME-BY-GAME STATISTICS (I9-13, II-5)

| Opponent | Date | 1 | | Final | W/L | 3-PTS | | | REBOUNDS | | | M | PF | A | TO | Blk | Stl | Pts | | | | | | | |
|-----------------|-------|----|-----|-------|-----|-------|-----|------|----------|----|------|----|----|-------|----|-----|-----|------|-----|-----|-----|-----|---|----|----|
| | | FG | FGA | | | Pct | 3FG | FGA | Pct | FT | FTA | | | | | | | | Pct | Off | Def | Tot | | | |
| at UNLV | 11/17 | 29 | 40 | 69 | L | 25 | 58 | .431 | 9 | 25 | .360 | 10 | 15 | .667 | 10 | 22 | 32 | 32.0 | -3 | 19 | 9 | 16 | 0 | 4 | 69 |
| | | 36 | 38 | 74 | | 31 | 55 | .564 | 2 | 8 | .250 | 10 | 20 | .500 | 9 | 26 | 35 | 35.0 | | 15 | 14 | 18 | 4 | 10 | 74 |
| at Hawaii-Hilo | 11/23 | 31 | 47 | 78 | W | 28 | 55 | .509 | 5 | 17 | .294 | 17 | 23 | .739 | 10 | 31 | 41 | 36.5 | +12 | 14 | 16 | 16 | 2 | 5 | 78 |
| | | 30 | 32 | 62 | | 23 | 61 | .377 | 8 | 22 | .364 | 8 | 13 | .615 | 10 | 19 | 29 | 32.0 | | 17 | 12 | 13 | 2 | 8 | 62 |
| vs Weber State | 11/24 | 32 | 37 | 69 | L | 24 | 60 | .400 | 6 | 24 | .250 | 15 | 21 | .714 | 13 | 29 | 42 | 38.3 | +3 | 19 | 13 | 9 | 2 | 4 | 69 |
| | | 28 | 45 | 73 | | 25 | 61 | .410 | 11 | 22 | .500 | 12 | 20 | .600 | 13 | 26 | 39 | 34.3 | | 19 | 7 | 7 | 1 | 4 | 73 |
| vs Hawaii | 11/25 | 30 | 27 | 57 | L | 18 | 49 | .367 | 5 | 15 | .333 | 16 | 26 | .615 | 15 | 20 | 35 | 37.5 | +2 | 21 | 9 | 13 | 2 | 5 | 57 |
| | | 32 | 28 | 60 | | 23 | 50 | .460 | 3 | 11 | .273 | 11 | 19 | .579 | 13 | 20 | 33 | 34.0 | | 21 | 11 | 14 | 3 | 4 | 60 |
| at Georgia Tech | 11/28 | 39 | 22 | 61 | L | 20 | 51 | .392 | 10 | 26 | .385 | 11 | 15 | .733 | 7 | 19 | 26 | 35.2 | -8 | 16 | 16 | 17 | 1 | 9 | 61 |
| | | 27 | 35 | 62 | | 25 | 55 | .455 | 5 | 14 | .357 | 7 | 10 | .700 | 11 | 23 | 34 | 34.0 | | 17 | 17 | 19 | 4 | 8 | 62 |
| GREEN BAY | 12/1 | 41 | 29 | 70 | W | 28 | 51 | .549 | 4 | 11 | .364 | 10 | 25 | .769 | 10 | 25 | 35 | 35.2 | +12 | 16 | 14 | 14 | 2 | 6 | 70 |
| | | 21 | 36 | 57 | | 22 | 49 | .449 | 3 | 13 | .231 | 10 | 19 | .526 | 7 | 16 | 23 | 32.2 | | 19 | 8 | 12 | 2 | 8 | 57 |
| TEMPLE | 12/3 | 20 | 33 | 67 | Lot | 22 | 65 | .338 | 11 | 40 | .275 | 12 | 18 | .667 | 17 | 27 | 44 | 36.4 | +4 | 18 | 13 | 13 | 1 | 1 | 67 |
| | | 31 | 22 | 70 | | 25 | 62 | .403 | 9 | 31 | .290 | 11 | 17 | .647 | 11 | 29 | 40 | 33.3 | | 19 | 5 | 11 | 3 | 9 | 70 |
| at Ohio | 12/8 | 34 | 43 | 77 | W | 22 | 55 | .400 | 13 | 28 | .464 | 20 | 29 | .690 | 10 | 29 | 39 | 36.8 | +3 | 19 | 13 | 16 | 2 | 5 | 77 |
| | | 36 | 35 | 71 | | 28 | 58 | .483 | 8 | 14 | .571 | 7 | 13 | .538 | 6 | 30 | 36 | 33.6 | | 26 | 15 | 14 | 4 | 10 | 71 |
| at Xavier | 12/10 | 21 | 27 | 48 | L | 21 | 60 | .350 | 4 | 15 | .267 | 2 | 5 | .400 | 12 | 22 | 34 | 36.4 | +2 | 18 | 12 | 14 | 0 | 5 | 48 |
| | | 33 | 24 | 57 | | 21 | 46 | .457 | 2 | 11 | .182 | 13 | 16 | .813 | 4 | 28 | 32 | 33.4 | | 15 | 11 | 14 | 5 | 6 | 57 |
| FURMAN | 12/15 | 27 | 41 | 68 | W | 24 | 52 | .462 | 7 | 17 | .412 | 13 | 18 | .722 | 11 | 22 | 33 | 36.1 | +2 | 11 | 15 | 10 | 0 | 2 | 68 |
| | | 21 | 39 | 60 | | 22 | 53 | .415 | 9 | 21 | .429 | 7 | 8 | .875 | 10 | 21 | 31 | 33.2 | | 20 | 13 | 14 | 1 | 7 | 60 |
| MARQUETTE | 12/22 | 37 | 49 | 86 | W | 29 | 50 | .580 | 9 | 14 | .643 | 19 | 30 | .633 | 9 | 19 | 28 | 35.4 | 0 | 20 | 19 | 10 | 2 | 5 | 86 |
| | | 21 | 52 | 73 | | 24 | 50 | .480 | 7 | 21 | .333 | 18 | 23 | .783 | 10 | 18 | 28 | 32.7 | | 29 | 13 | 16 | 4 | 5 | 73 |
| at Milwaukee | 12/27 | 39 | 42 | 81 | W | 26 | 47 | .553 | 5 | 14 | .357 | 24 | 27 | .889 | 5 | 29 | 34 | 35.2 | +5 | 16 | 11 | 19 | 4 | 5 | 81 |
| | | 27 | 52 | 79 | | 30 | 73 | .411 | 9 | 30 | .300 | 10 | 15 | .667 | 11 | 18 | 29 | 32.4 | | 22 | 18 | 9 | 2 | 12 | 79 |
| TENNESSEE | 12/29 | 31 | 34 | 65 | W | 17 | 44 | .386 | 9 | 21 | .429 | 22 | 26 | .846 | 8 | 20 | 28 | 34.7 | -4 | 11 | 12 | 10 | 1 | 5 | 65 |
| | | 33 | 29 | 62 | | 24 | 54 | .444 | 8 | 15 | .533 | 6 | 12 | .500 | 10 | 22 | 32 | 32.4 | | 20 | 12 | 9 | 5 | 7 | 62 |
| at Iowa | 1/2 | 27 | 30 | 57 | L | 20 | 56 | .357 | 4 | 16 | .250 | 13 | 16 | .813 | 11 | 22 | 33 | 34.6 | -8 | 19 | 13 | 15 | 0 | 9 | 57 |
| | | 36 | 33 | 69 | | 24 | 56 | .429 | 5 | 13 | .385 | 16 | 23 | .696 | 15 | 26 | 41 | 33.0 | | 18 | 12 | 13 | 2 | 8 | 69 |
| ILLINOIS | 1/5 | 26 | 46 | 72 | W | 21 | 45 | .467 | 7 | 20 | .350 | 23 | 33 | .697 | 7 | 17 | 24 | 33.9 | -6 | 17 | 14 | 11 | 4 | 8 | 72 |
| | | 31 | 35 | 66 | | 24 | 50 | .480 | 5 | 17 | .294 | 13 | 16 | .813 | 8 | 22 | 30 | 32.8 | | 22 | 15 | 18 | 1 | 4 | 66 |
| at Penn State | 1/9 | 21 | 28 | 49 | L | 19 | 48 | .396 | 3 | 14 | .214 | 8 | 8 | 1.000 | 9 | 28 | 37 | 34.1 | +6 | 15 | 9 | 17 | 6 | 5 | 49 |
| | | 24 | 27 | 51 | | 17 | 55 | .309 | 7 | 23 | .304 | 10 | 14 | .714 | 12 | 19 | 31 | 32.7 | | 11 | 9 | 11 | 2 | 6 | 51 |
| at Michigan St. | 1/12 | 28 | 36 | 64 | W | 25 | 59 | .424 | 4 | 21 | .190 | 10 | 13 | .769 | 13 | 15 | 28 | 33.7 | -5 | 15 | 13 | 7 | 3 | 9 | 64 |
| | | 32 | 31 | 63 | | 22 | 45 | .489 | 5 | 13 | .385 | 14 | 16 | .875 | 10 | 23 | 33 | 32.7 | | 18 | 13 | 16 | 6 | 5 | 63 |
| MINNESOTA | 1/16 | 34 | 39 | 73 | W | 22 | 55 | .400 | 6 | 24 | .250 | 23 | 28 | .821 | 10 | 21 | 31 | 33.6 | -10 | 21 | 9 | 9 | 3 | 10 | 73 |
| | | 35 | 29 | 64 | | 25 | 55 | .455 | 3 | 17 | .176 | 11 | 18 | .611 | 14 | 27 | 41 | 33.2 | | 25 | 11 | 20 | 4 | 3 | 64 |
| PURDUE | 1/19 | 43 | 34 | 77 | W | 27 | 49 | .551 | 10 | 15 | .667 | 13 | 21 | .619 | 9 | 22 | 31 | 33.4 | +5 | 14 | 18 | 13 | 2 | 6 | 77 |
| | | 31 | 35 | 66 | | 25 | 52 | .481 | 9 | 24 | .375 | 7 | 12 | .583 | 8 | 18 | 26 | 32.8 | | 22 | 10 | 13 | 3 | 4 | 66 |
| at Illinois | 1/23 | 23 | 25 | 48 | L | 17 | 47 | .362 | 3 | 15 | .200 | 11 | 21 | .524 | 15 | 12 | 27 | 33.1 | -6 | 12 | 8 | 21 | 2 | 8 | 48 |
| | | 46 | 34 | 80 | | 30 | 51 | .588 | 10 | 20 | .500 | 10 | 14 | .714 | 10 | 23 | 33 | 32.8 | | 20 | 25 | 16 | 3 | 10 | 80 |
| PENN STATE | 1/26 | 32 | 34 | 66 | W | 22 | 48 | .458 | 2 | 7 | .286 | 20 | 30 | .667 | 15 | 21 | 36 | 33.2 | +9 | 16 | 8 | 15 | 4 | 5 | 66 |
| | | 20 | 43 | 63 | | 21 | 49 | .429 | 7 | 17 | .412 | 14 | 18 | .778 | 8 | 19 | 27 | 32.5 | | 25 | 13 | 13 | 1 | 7 | 63 |
| at Northwestern | 1/30 | 22 | 38 | 60 | L | 23 | 48 | .479 | 8 | 24 | .333 | 6 | 14 | .429 | 6 | 22 | 28 | 33.0 | -5 | 21 | 19 | 10 | 2 | 1 | 60 |
| | | 25 | 44 | 69 | | 20 | 47 | .426 | 7 | 21 | .333 | 22 | 27 | .815 | 7 | 26 | 33 | 32.5 | | 14 | 13 | 6 | 2 | 7 | 69 |
| at Michigan | 2/2 | 22 | 31 | 53 | L | 18 | 57 | .316 | 4 | 15 | .267 | 13 | 19 | .684 | 15 | 20 | 35 | 33.1 | +4 | 19 | 8 | 13 | 2 | 5 | 53 |
| | | 37 | 27 | 64 | | 22 | 45 | .489 | 3 | 10 | .300 | 17 | 20 | .850 | 5 | 26 | 31 | 32.5 | | 19 | 10 | 15 | 4 | 4 | 64 |
| OHIO STATE | 2/6 | 38 | 43 | 94 | Wot | 27 | 59 | .458 | 4 | 23 | .174 | 36 | 46 | .783 | 18 | 21 | 39 | 33.3 | -1 | 25 | 11 | 14 | 3 | 7 | 94 |
| | | 39 | 42 | 92 | | 32 | 64 | .500 | 4 | 10 | .400 | 24 | 32 | .750 | 16 | 24 | 40 | 32.8 | | 32 | 11 | 13 | 1 | 7 | 92 |
| NORTHWESTERN | 2/9 | 26 | 47 | 73 | W | 27 | 49 | .551 | 5 | 14 | .357 | 14 | 18 | .778 | 6 | 26 | 32 | 33.3 | +7 | 13 | 12 | 10 | 1 | 4 | 73 |
| | | 24 | 20 | 44 | | 20 | 48 | .417 | 4 | 16 | .250 | 0 | 7 | .000 | 7 | 18 | 25 | 32.5 | | 21 | 7 | 15 | 1 | 7 | 44 |
| at Indiana | 2/13 | 40 | 24 | 64 | W | 27 | 56 | .482 | 7 | 15 | .467 | 3 | 5 | .600 | 11 | 19 | 30 | 33.2 | +1 | 14 | 14 | 8 | 2 | 5 | 64 |
| | | 35 | 28 | 63 | | 25 | 51 | .490 | 6 | 15 | .400 | 7 | 9 | .778 | 9 | 20 | 29 | 32.3 | | 13 | 14 | 11 | 8 | 4 | 63 |
| at Minnesota | 2/16 | 29 | 38 | 67 | W | 21 | 51 | .412 | 9 | 23 | .391 | 16 | 21 | .762 | 7 | 22 | 29 | 33.0 | -5 | 14 | 14 | 11 | 0 | 5 | 67 |
| | | 34 | 28 | 62 | | 26 | 54 | .481 | 4 | 18 | .222 | 6 | 10 | .600 | 8 | 26 | 34 | 32.4 | | 20 | 20 | 14 | 3 | 4 | 62 |
| IOWA | 2/19 | 23 | 41 | 64 | W | 23 | 48 | .479 | 4 | 13 | .308 | 14 | 17 | .824 | 6 | 18 | 24 | 32.7 | -9 | 14 | 14 | 11 | 1 | 10 | 64 |
| | | 22 | 34 | 56 | | 23 | 48 | .479 | 6 | 18 | .333 | 4 | 10 | .400 | 11 | 22 | 33 | 32.4 | | 18 | 11 | 18 | 0 | 4 | 56 |
| MICHIGAN | 2/27 | 48 | 26 | 74 | W | 27 | 57 | .474 | 13 | 19 | .684 | 7 | 13 | .538 | 9 | 23 | 32 | 32.7 | +3 | 15 | 16 | 7 | | | |

2002-03 GAME-BY-GAME STATISTICS (24-8, 12-4)

| Opponent | Date | 1 | 2 | Final | W/L | 3-PTRS | | | REBOUNDS | | | M | PF | A | TO | Blk | Stl | Pts | | | | | | | |
|-----------------|-------|----|----|-------|-----|--------|-----|------|----------|-----|------|----|----|------|----|-----|-----|------|-----|-----|-----|-----|-----|-----|----|
| | | | | | | FG | FGA | Pct | 3FG | FGA | Pct | | | | | | | | FT | FTA | Pct | Off | Def | Tot | |
| E. WASH. | 11/15 | 34 | 47 | 81 | W | 26 | 57 | .456 | 6 | 12 | .500 | 23 | 27 | .852 | 12 | 24 | 36 | 36.0 | +8 | 19 | 12 | 9 | 3 | 9 | 81 |
| | | 25 | 30 | 55 | | 20 | 46 | .435 | 3 | 11 | .273 | 12 | 17 | .706 | 6 | 22 | 28 | 28.0 | | 25 | 8 | 19 | 3 | 4 | 55 |
| N. ILLINOIS | 11/16 | 35 | 49 | 84 | W | 32 | 67 | .478 | 5 | 17 | .294 | 15 | 19 | .789 | 14 | 22 | 36 | 36.0 | +4 | 13 | 11 | 6 | 0 | 12 | 84 |
| | | 20 | 36 | 56 | | 23 | 52 | .442 | 3 | 14 | .214 | 7 | 12 | .583 | 9 | 23 | 32 | 30.0 | | 18 | 10 | 18 | 3 | 1 | 56 |
| MILWAUKEE | 11/23 | 37 | 46 | 83 | W | 25 | 55 | .455 | 7 | 13 | .538 | 26 | 32 | .813 | 13 | 31 | 44 | 38.7 | +11 | 16 | 15 | 13 | 5 | 2 | 83 |
| | | 26 | 46 | 72 | | 28 | 70 | .400 | 6 | 25 | .240 | 10 | 13 | .769 | 12 | 21 | 33 | 31.0 | | 23 | 12 | 7 | 3 | 6 | 72 |
| at Green Bay | 11/30 | 32 | 37 | 69 | W | 24 | 57 | .421 | 4 | 16 | .250 | 17 | 22 | .773 | 13 | 24 | 37 | 38.2 | +2 | 9 | 9 | 7 | 5 | 10 | 69 |
| | | 26 | 26 | 52 | | 21 | 56 | .375 | 8 | 13 | .615 | 2 | 4 | .500 | 12 | 23 | 35 | 32.0 | | 24 | 13 | 17 | 4 | 1 | 52 |
| WAKE FOREST | 12/4 | 29 | 51 | 80 | L | 28 | 56 | .500 | 9 | 24 | .375 | 15 | 24 | .625 | 9 | 18 | 27 | 36.0 | -10 | 21 | 16 | 13 | 2 | 6 | 80 |
| | | 39 | 51 | 90 | | 33 | 61 | .541 | 7 | 19 | .368 | 17 | 19 | .895 | 11 | 26 | 37 | 33.0 | | 23 | 12 | 14 | 2 | 5 | 90 |
| UNLV | 12/7 | 47 | 44 | 91 | W | 30 | 62 | .484 | 3 | 13 | .231 | 28 | 40 | .700 | 17 | 31 | 48 | 38.0 | +12 | 19 | 16 | 12 | 3 | 6 | 91 |
| | | 31 | 43 | 74 | | 32 | 71 | .451 | 2 | 11 | .182 | 8 | 16 | .500 | 13 | 23 | 36 | 33.5 | | 28 | 18 | 12 | 4 | 9 | 74 |
| NEW HAMP. | 12/11 | 49 | 36 | 85 | W | 34 | 63 | .540 | 5 | 20 | .250 | 12 | 15 | .800 | 18 | 20 | 38 | 38.0 | +10 | 9 | 16 | 11 | 6 | 16 | 85 |
| | | 16 | 20 | 36 | | 15 | 47 | .319 | 2 | 13 | .154 | 4 | 7 | .571 | 14 | 14 | 28 | 32.7 | | 16 | 6 | 25 | 0 | 4 | 36 |
| at Marquette | 12/14 | 29 | 25 | 54 | L | 19 | 52 | .365 | 5 | 19 | .263 | 11 | 15 | .733 | 10 | 17 | 27 | 36.6 | -3 | 15 | 13 | 10 | 1 | 5 | 54 |
| | | 28 | 35 | 63 | | 24 | 46 | .522 | 4 | 9 | .444 | 11 | 13 | .846 | 6 | 24 | 30 | 32.4 | | 13 | 12 | 12 | 3 | 7 | 63 |
| TEXAS SO. | 12/21 | 45 | 36 | 81 | W | 28 | 55 | .509 | 12 | 20 | .600 | 13 | 17 | .765 | 10 | 23 | 33 | 36.2 | +8 | 13 | 17 | 15 | 8 | 11 | 81 |
| | | 28 | 30 | 58 | | 20 | 50 | .400 | 9 | 24 | .375 | 9 | 11 | .818 | 7 | 18 | 25 | 31.6 | | 17 | 13 | 19 | 3 | 7 | 58 |
| OHIO | 12/23 | 36 | 39 | 75 | W | 29 | 59 | .492 | 4 | 14 | .286 | 13 | 21 | .619 | 14 | 25 | 39 | 36.5 | +13 | 12 | 18 | 6 | 1 | 9 | 75 |
| | | 30 | 21 | 51 | | 18 | 47 | .383 | 7 | 12 | .583 | 8 | 9 | .889 | 4 | 22 | 26 | 31.0 | | 20 | 12 | 15 | 4 | 3 | 51 |
| at Temple | 1/2 | 42 | 38 | 80 | W | 24 | 41 | .585 | 9 | 18 | .500 | 23 | 27 | .852 | 6 | 25 | 31 | 36.0 | +9 | 13 | 16 | 12 | 2 | 3 | 80 |
| | | 31 | 36 | 67 | | 25 | 57 | .439 | 11 | 26 | .423 | 6 | 8 | .750 | 9 | 13 | 22 | 30.2 | | 22 | 11 | 8 | 2 | 3 | 67 |
| CHICAGO ST. | 1/4 | 29 | 44 | 73 | W | 26 | 47 | .553 | 6 | 15 | .400 | 15 | 20 | .750 | 7 | 24 | 31 | 35.6 | +9 | 14 | 15 | 14 | 7 | 11 | 73 |
| | | 21 | 24 | 45 | | 17 | 45 | .378 | 4 | 11 | .364 | 7 | 9 | .778 | 5 | 17 | 22 | 29.5 | | 20 | 5 | 20 | 1 | 7 | 45 |
| at Michigan | 1/8 | 34 | 31 | 65 | L | 24 | 50 | .480 | 3 | 8 | .375 | 14 | 21 | .667 | 8 | 22 | 30 | 35.2 | -5 | 16 | 12 | 17 | 1 | 6 | 65 |
| | | 31 | 35 | 66 | | 23 | 55 | .418 | 9 | 19 | .474 | 11 | 12 | .917 | 11 | 24 | 35 | 29.9 | | 18 | 13 | 19 | 1 | 5 | 66 |
| at Illinois | 1/11 | 30 | 33 | 63 | L | 24 | 54 | .444 | 4 | 17 | .235 | 11 | 17 | .647 | 6 | 25 | 31 | 34.9 | +2 | 18 | 8 | 10 | 0 | 4 | 63 |
| | | 36 | 33 | 69 | | 25 | 50 | .500 | 8 | 15 | .533 | 11 | 14 | .786 | 2 | 27 | 29 | 29.9 | | 18 | 18 | 10 | 0 | 3 | 69 |
| MINNESOTA | 1/15 | 29 | 37 | 66 | W | 25 | 55 | .455 | 6 | 19 | .316 | 10 | 13 | .769 | 10 | 30 | 40 | 35.2 | +11 | 14 | 15 | 16 | 3 | 5 | 66 |
| | | 26 | 24 | 50 | | 21 | 58 | .362 | 5 | 17 | .294 | 3 | 7 | .429 | 8 | 21 | 29 | 29.8 | | 16 | 15 | 14 | 4 | 7 | 50 |
| at Ohio State | 1/18 | 22 | 31 | 53 | W | 21 | 43 | .488 | 3 | 12 | .250 | 8 | 12 | .667 | 8 | 19 | 27 | 34.7 | 0 | 13 | 11 | 16 | 2 | 4 | 53 |
| | | 27 | 25 | 52 | | 22 | 51 | .431 | 1 | 9 | .111 | 7 | 11 | .636 | 11 | 16 | 27 | 29.6 | | 13 | 11 | 10 | 2 | 5 | 52 |
| IOWA | 1/22 | 25 | 49 | 74 | W | 29 | 60 | .483 | 7 | 19 | .368 | 9 | 11 | .818 | 7 | 14 | 21 | 33.9 | -9 | 15 | 17 | 5 | 2 | 6 | 74 |
| | | 26 | 35 | 61 | | 24 | 43 | .558 | 1 | 9 | .111 | 12 | 17 | .706 | 5 | 25 | 30 | 29.6 | | 14 | 11 | 17 | 4 | 1 | 61 |
| NORTHWESTERN | 1/29 | 35 | 34 | 69 | W | 25 | 54 | .463 | 5 | 13 | .385 | 14 | 19 | .737 | 17 | 25 | 42 | 34.3 | +21 | 18 | 10 | 10 | 2 | 7 | 69 |
| | | 25 | 25 | 50 | | 18 | 47 | .383 | 4 | 22 | .182 | 10 | 14 | .714 | 5 | 16 | 21 | 29.2 | | 16 | 6 | 8 | 4 | 8 | 50 |
| PENN STATE | 2/1 | 50 | 36 | 86 | W | 34 | 56 | .607 | 3 | 12 | .250 | 15 | 19 | .789 | 9 | 30 | 39 | 34.6 | +17 | 14 | 13 | 11 | 4 | 11 | 86 |
| | | 22 | 33 | 55 | | 18 | 53 | .340 | 7 | 18 | .389 | 12 | 13 | .923 | 6 | 16 | 22 | 28.8 | | 20 | 7 | 15 | 3 | 5 | 55 |
| at Purdue | 2/5 | 22 | 38 | 60 | L | 19 | 60 | .317 | 6 | 20 | .300 | 16 | 25 | .640 | 10 | 17 | 27 | 34.2 | -19 | 22 | 10 | 9 | 1 | 7 | 60 |
| | | 41 | 37 | 78 | | 23 | 51 | .451 | 7 | 16 | .438 | 25 | 32 | .781 | 10 | 36 | 46 | 29.7 | | 22 | 11 | 17 | 4 | 6 | 78 |
| at Northwestern | 2/8 | 35 | 39 | 74 | W | 28 | 53 | .528 | 8 | 16 | .500 | 10 | 15 | .667 | 14 | 23 | 37 | 34.3 | +12 | 22 | 15 | 13 | 5 | 3 | 74 |
| | | 29 | 30 | 59 | | 20 | 47 | .426 | 4 | 12 | .333 | 15 | 21 | .714 | 9 | 16 | 25 | 29.4 | | 16 | 10 | 8 | 2 | 5 | 59 |
| MICHIGAN ST. | 2/11 | 31 | 33 | 64 | W | 20 | 54 | .370 | 7 | 19 | .368 | 17 | 22 | .773 | 9 | 18 | 27 | 34.0 | -3 | 14 | 10 | 5 | 2 | 5 | 64 |
| | | 27 | 26 | 53 | | 22 | 42 | .524 | 3 | 13 | .231 | 6 | 10 | .600 | 4 | 26 | 30 | 29.5 | | 25 | 12 | 15 | 2 | 1 | 53 |
| INDIANA | 2/15 | 21 | 50 | 71 | W | 22 | 50 | .440 | 5 | 16 | .313 | 22 | 25 | .880 | 7 | 23 | 30 | 33.8 | -5 | 13 | 10 | 6 | 2 | 5 | 71 |
| | | 29 | 30 | 59 | | 25 | 57 | .439 | 4 | 15 | .267 | 5 | 8 | .625 | 12 | 23 | 35 | 29.7 | | 21 | 10 | 10 | 3 | 4 | 59 |
| at Penn State | 2/19 | 28 | 29 | 57 | L | 22 | 60 | .367 | 6 | 18 | .333 | 7 | 11 | .636 | 11 | 23 | 34 | 33.8 | 0 | 12 | 12 | 10 | 2 | 6 | 57 |
| | | 28 | 30 | 58 | | 21 | 51 | .412 | 7 | 15 | .467 | 9 | 10 | .900 | 5 | 29 | 34 | 29.9 | | 18 | 10 | 14 | 5 | 4 | 58 |
| at Iowa | 2/22 | 21 | 40 | 61 | W | 23 | 52 | .442 | 7 | 19 | .368 | 8 | 13 | .615 | 8 | 14 | 22 | 33.4 | -18 | 15 | 16 | 8 | 1 | 9 | 61 |
| | | 29 | 24 | 53 | | 20 | 46 | .435 | 3 | 16 | .188 | 10 | 15 | .667 | 14 | 26 | 40 | 30.3 | | 18 | 12 | 18 | 2 | 3 | 53 |
| MICHIGAN | 2/26 | 31 | 42 | 73 | W | 28 | 53 | .528 | 10 | 20 | .500 | 7 | 10 | .700 | 7 | 24 | 31 | 33.3 | +1 | 12 | 18 | 6 | 4 | 7 | 73 |
| | | 20 | 22 | 42 | | 16 | 51 | .314 | 1 | 14 | .071 | 9 | 11 | .818 | 10 | 20 | 30 | 30.3 | | 14 | 6 | 12 | 0 | 3 | 42 |
| at Minnesota | 3/2 | 37 | 32 | 69 | W | 21 | 39 | .538 | 9 | 21 | .429 | 18 | 21 | .857 | 4 | 21 | 25 | 33.0 | +3 | 11 | 13 | 14 | 2 | 6 | 69 |
| | | 27 | 34 | 61 | | 26 | 49 | .531 | 8 | 17 | .471 | 1 | 5 | .200 | 5 | 17 | 22 | 30.0 | | 15 | 18 | 13 | 3 | 6 | 61 |
| ILLINOIS | 3/5 | 32 | 28 | 60 | W | 18 | 46 | .391 | 9 | 26 | .346 | 15 | 19 | .789 | 8 | 23 | 31 | 32.9 | +6 | 13 | 9 | 10 | 3 | 5 | 60 |
| | | 26 | 33 | 59 | | 23 | 51 | .451 | 4 | 9 | .444 | 9 | 14 | .643 | 5 | 20 | 25 | 29.8 | | 20 | 12 | 8 | 3 | 6 | 59 |
| vs Ohio State | 3/14 | 25 | 25 | 50 | L | 18 | 53 | .340 | 8 | 28 | .286 | 6 | 12 | .500 | 13 | 19 | 32 | 32.9 | -1 | 16 | 13 | 11 | 3</ | | |

2003-04 GAME-BY-GAME STATISTICS (25-7, 12-4)

| Opponent | Date | 1 | | Final | W/L | 3-PTRS | | | REBOUNDS | | | M | PF | A | TO | Blk | Stl | Pts | | | | | | | |
|-----------------|-------|----|-----|-------|-----|--------|-----|------|----------|----|------|----|----|-------|----|-----|-----|------|-----|-----|-----|-----|----|----|----|
| | | FG | FGA | | | Pct | 3FG | FGA | Pct | FT | FTA | | | | | | | | Pct | Off | Def | Tot | | | |
| at Pennsylvania | 11/21 | 33 | 31 | 64 | W | 23 | 60 | .383 | 1 | 14 | .071 | 17 | 28 | .607 | 16 | 27 | 43 | 43.0 | +12 | 11 | 9 | 6 | 3 | 9 | 64 |
| | | 25 | 28 | 53 | | 22 | 54 | .407 | 6 | 19 | .316 | 3 | 4 | .750 | 5 | 26 | 31 | 31.0 | | 25 | 14 | 13 | 2 | 2 | 53 |
| EASTERN ILL. | 11/25 | 30 | 51 | 81 | W | 21 | 55 | .382 | 5 | 17 | .294 | 34 | 41 | .829 | 14 | 20 | 34 | 38.5 | +1 | 15 | 13 | 7 | 1 | 12 | 81 |
| | | 22 | 25 | 47 | | 17 | 44 | .386 | 2 | 7 | .286 | 11 | 15 | .733 | 9 | 24 | 33 | 32.0 | | 29 | 8 | 23 | 3 | 3 | 47 |
| RUTGERS | 11/29 | 21 | 34 | 55 | W | 17 | 45 | .378 | 3 | 20 | .150 | 18 | 22 | .818 | 7 | 21 | 28 | 35.0 | -7 | 13 | 11 | 12 | 1 | 10 | 55 |
| | | 19 | 24 | 43 | | 18 | 46 | .391 | 3 | 10 | .300 | 4 | 12 | .333 | 12 | 23 | 35 | 33.0 | | 22 | 6 | 23 | 4 | 8 | 43 |
| at Maryland | 12/2 | 22 | 39 | 67 | Lot | 22 | 61 | .361 | 10 | 23 | .435 | 13 | 20 | .650 | 13 | 27 | 40 | 36.2 | -1 | 15 | 17 | 14 | 3 | 5 | 67 |
| | | 30 | 31 | 73 | | 30 | 62 | .484 | 2 | 9 | .222 | 11 | 21 | .524 | 12 | 29 | 41 | 35.0 | | 20 | 12 | 11 | 10 | 12 | 73 |
| DETROIT | 12/6 | 30 | 38 | 68 | W | 23 | 47 | .489 | 7 | 20 | .350 | 15 | 19 | .789 | 11 | 22 | 33 | 35.6 | +9 | 13 | 17 | 8 | 1 | 6 | 68 |
| | | 20 | 22 | 42 | | 15 | 42 | .357 | 5 | 16 | .313 | 7 | 13 | .538 | 8 | 16 | 24 | 32.8 | | 17 | 8 | 14 | 3 | 4 | 42 |
| GREEN BAY | 12/10 | 40 | 33 | 73 | W | 27 | 50 | .540 | 5 | 12 | .417 | 14 | 27 | .519 | 9 | 19 | 28 | 34.3 | +3 | 14 | 15 | 7 | 4 | 10 | 73 |
| | | 25 | 32 | 57 | | 24 | 44 | .545 | 3 | 8 | .375 | 6 | 9 | .667 | 3 | 22 | 25 | 31.5 | | 22 | 11 | 17 | 2 | 2 | 57 |
| MILWAUKEE | 12/13 | 43 | 46 | 89 | W | 34 | 67 | .507 | 8 | 23 | .348 | 13 | 17 | .765 | 16 | 24 | 40 | 35.1 | +15 | 19 | 22 | 9 | 2 | 7 | 89 |
| | | 32 | 39 | 71 | | 27 | 53 | .509 | 3 | 13 | .231 | 14 | 22 | .636 | 8 | 17 | 25 | 30.6 | | 19 | 10 | 13 | 0 | 5 | 71 |
| MARQUETTE | 12/20 | 32 | 31 | 63 | W | 20 | 51 | .392 | 1 | 12 | .083 | 22 | 32 | .688 | 13 | 22 | 35 | 35.1 | +1 | 12 | 11 | 7 | 2 | 4 | 63 |
| | | 32 | 27 | 59 | | 22 | 53 | .415 | 9 | 18 | .500 | 6 | 9 | .667 | 11 | 23 | 34 | 31.0 | | 23 | 4 | 14 | 4 | 2 | 59 |
| vs Ohio | 12/27 | 39 | 32 | 71 | W | 22 | 52 | .423 | 8 | 21 | .381 | 19 | 28 | .679 | 14 | 25 | 39 | 35.6 | +13 | 16 | 20 | 13 | 7 | 8 | 71 |
| | | 26 | 22 | 48 | | 18 | 47 | .383 | 4 | 11 | .364 | 8 | 13 | .615 | 7 | 19 | 26 | 30.4 | | 20 | 9 | 18 | 2 | 8 | 48 |
| at Alabama | 12/30 | 32 | 24 | 56 | L | 18 | 48 | .375 | 6 | 21 | .286 | 14 | 18 | .778 | 8 | 16 | 24 | 34.4 | -10 | 16 | 9 | 10 | 4 | 6 | 56 |
| | | 33 | 38 | 71 | | 25 | 48 | .521 | 5 | 11 | .455 | 16 | 20 | .800 | 10 | 24 | 34 | 30.8 | | 17 | 8 | 11 | 3 | 4 | 71 |
| C. OF CHAR. | 1/3 | 36 | 39 | 75 | W | 29 | 58 | .500 | 2 | 9 | .222 | 15 | 25 | .600 | 12 | 28 | 40 | 34.9 | +10 | 16 | 12 | 11 | 1 | 10 | 75 |
| | | 20 | 29 | 49 | | 16 | 51 | .314 | 6 | 21 | .286 | 11 | 16 | .688 | 8 | 22 | 30 | 30.7 | | 21 | 8 | 18 | 6 | 5 | 49 |
| INDIANA | 1/6 | 37 | 42 | 79 | W | 29 | 59 | .492 | 10 | 23 | .435 | 11 | 14 | .786 | 11 | 28 | 39 | 35.2 | +6 | 16 | 21 | 5 | 7 | 4 | 79 |
| | | 15 | 30 | 45 | | 16 | 55 | .291 | 2 | 11 | .182 | 11 | 19 | .579 | 13 | 20 | 33 | 30.9 | | 18 | 9 | 10 | 0 | 1 | 45 |
| MICHIGAN ST. | 1/10 | 41 | 36 | 77 | W | 24 | 45 | .533 | 5 | 14 | .357 | 24 | 35 | .686 | 10 | 16 | 26 | 34.5 | +3 | 13 | 15 | 11 | 3 | 11 | 77 |
| | | 31 | 33 | 64 | | 22 | 44 | .500 | 7 | 14 | .500 | 13 | 13 | 1.000 | 5 | 18 | 23 | 30.3 | | 27 | 14 | 17 | 1 | 6 | 64 |
| at Purdue | 1/14 | 20 | 31 | 51 | L | 18 | 47 | .383 | 3 | 14 | .214 | 12 | 19 | .632 | 9 | 18 | 27 | 34.0 | -1 | 20 | 6 | 8 | 3 | 3 | 51 |
| | | 24 | 29 | 53 | | 15 | 42 | .357 | 4 | 10 | .400 | 19 | 23 | .826 | 6 | 22 | 28 | 30.1 | | 20 | 9 | 7 | 1 | 3 | 53 |
| MICHIGAN | 1/21 | 35 | 39 | 74 | W | 27 | 56 | .482 | 6 | 13 | .462 | 14 | 16 | .875 | 12 | 25 | 37 | 34.2 | +8 | 12 | 19 | 10 | 5 | 3 | 74 |
| | | 34 | 29 | 63 | | 26 | 59 | .441 | 4 | 14 | .286 | 7 | 12 | .583 | 10 | 19 | 29 | 30.1 | | 19 | 11 | 9 | 4 | 2 | 63 |
| LLINOIS | 1/24 | 38 | 38 | 76 | W | 27 | 52 | .519 | 7 | 15 | .467 | 15 | 25 | .600 | 10 | 26 | 36 | 34.3 | +8 | 17 | 9 | 12 | 4 | 7 | 76 |
| | | 30 | 26 | 56 | | 19 | 52 | .365 | 2 | 15 | .133 | 16 | 19 | .842 | 10 | 18 | 28 | 29.9 | | 24 | 9 | 15 | 3 | 3 | 56 |
| at Ohio State | 1/28 | 37 | 32 | 69 | W | 26 | 54 | .481 | 9 | 19 | .474 | 8 | 14 | .571 | 7 | 17 | 24 | 33.7 | -17 | 24 | 13 | 13 | 3 | 12 | 69 |
| | | 27 | 30 | 57 | | 20 | 50 | .400 | 2 | 9 | .222 | 15 | 25 | .600 | 17 | 24 | 41 | 30.6 | | 19 | 8 | 21 | 2 | 8 | 57 |
| MINNESOTA | 2/4 | 33 | 47 | 80 | W | 24 | 52 | .462 | 7 | 21 | .333 | 25 | 33 | .758 | 12 | 18 | 30 | 33.5 | +4 | 14 | 15 | 12 | 2 | 9 | 80 |
| | | 26 | 40 | 66 | | 27 | 48 | .563 | 2 | 6 | .333 | 10 | 13 | .769 | 5 | 21 | 26 | 30.3 | | 24 | 15 | 18 | 4 | 8 | 66 |
| at Northwestern | 2/7 | 19 | 32 | 51 | L | 19 | 53 | .358 | 5 | 17 | .294 | 8 | 9 | .889 | 13 | 16 | 29 | 33.3 | +1 | 16 | 17 | 12 | 1 | 5 | 51 |
| | | 36 | 33 | 69 | | 21 | 41 | .512 | 8 | 17 | .471 | 19 | 21 | .905 | 6 | 22 | 28 | 30.2 | | 14 | 16 | 13 | 4 | 8 | 69 |
| at Iowa | 2/11 | 32 | 22 | 54 | W | 22 | 56 | .393 | 7 | 24 | .292 | 3 | 6 | .500 | 12 | 18 | 30 | 33.1 | -8 | 12 | 14 | 13 | 2 | 6 | 54 |
| | | 25 | 27 | 52 | | 21 | 51 | .412 | 7 | 16 | .438 | 3 | 4 | .750 | 13 | 25 | 38 | 30.6 | | 11 | 9 | 19 | 2 | 6 | 52 |
| OHIO STATE | 2/14 | 36 | 42 | 78 | W | 20 | 43 | .465 | 6 | 14 | .429 | 32 | 38 | .842 | 9 | 27 | 36 | 33.2 | +8 | 21 | 12 | 10 | 3 | 5 | 78 |
| | | 28 | 20 | 48 | | 18 | 48 | .375 | 5 | 15 | .333 | 7 | 17 | .412 | 9 | 19 | 28 | 30.5 | | 32 | 5 | 14 | 4 | 3 | 48 |
| at Illinois | 2/18 | 28 | 29 | 57 | L | 24 | 48 | .500 | 4 | 11 | .364 | 5 | 8 | .625 | 9 | 17 | 26 | 32.9 | +1 | 20 | 13 | 17 | 3 | 7 | 57 |
| | | 30 | 35 | 65 | | 18 | 42 | .429 | 8 | 19 | .421 | 21 | 27 | .778 | 8 | 17 | 25 | 30.2 | | 12 | 8 | 12 | 3 | 10 | 65 |
| at Michigan | 2/22 | 30 | 29 | 59 | L | 21 | 56 | .375 | 3 | 20 | .150 | 14 | 18 | .778 | 11 | 16 | 27 | 32.7 | -2 | 21 | 5 | 10 | 2 | 3 | 59 |
| | | 38 | 33 | 71 | | 25 | 43 | .581 | 4 | 11 | .364 | 17 | 20 | .850 | 4 | 25 | 29 | 30.2 | | 18 | 12 | 14 | 5 | 5 | 71 |
| PENN STATE | 2/25 | 30 | 38 | 68 | W | 24 | 57 | .421 | 8 | 23 | .348 | 12 | 16 | .750 | 16 | 19 | 35 | 32.8 | +5 | 12 | 19 | 7 | 4 | 8 | 68 |
| | | 22 | 23 | 45 | | 18 | 49 | .367 | 2 | 12 | .167 | 7 | 8 | .875 | 12 | 18 | 30 | 30.2 | | 18 | 8 | 14 | 0 | 2 | 45 |
| PURDUE | 2/29 | 29 | 53 | 82 | W | 31 | 60 | .517 | 7 | 20 | .350 | 13 | 16 | .813 | 16 | 22 | 38 | 33.0 | +19 | 14 | 19 | 7 | 1 | 7 | 82 |
| | | 21 | 25 | 46 | | 16 | 43 | .372 | 2 | 8 | .250 | 12 | 16 | .750 | 6 | 13 | 19 | 29.7 | | 19 | 7 | 14 | 1 | 1 | 46 |
| at Michigan St. | 3/2 | 35 | 17 | 68 | Wot | 23 | 55 | .418 | 7 | 21 | .333 | 15 | 18 | .833 | 9 | 29 | 38 | 33.2 | +5 | 12 | 7 | 12 | 2 | 6 | 68 |
| | | 30 | 22 | 64 | | 24 | 61 | .393 | 8 | 18 | .444 | 8 | 11 | .727 | 9 | 24 | 33 | 29.8 | | 18 | 12 | 10 | 1 | 9 | 64 |
| at Indiana | 3/6 | 33 | 37 | 70 | W | 24 | 49 | .490 | 6 | 17 | .353 | 16 | 23 | .696 | 9 | 24 | 33 | 33.1 | -2 | 11 | 10 | 8 | 3 | 5 | 70 |
| | | 18 | 34 | 52 | | 20 | 58 | .345 | 6 | 26 | .231 | 6 | 9 | .667 | 16 | 19 | 35 | 30.0 | | 17 | 11 | 11 | 1 | 4 | 52 |
| vs Minnesota | 3/12 | 30 | 36 | 66 | W | 26 | 58 | .448 | 5 | 14 | .357 | 9 | 15 | .600 | 11 | 20 | 31 | 33.1 | -4 | 10 | 12 | 10 | 0 | 13 | 66 |
| | | 22 | 30 | 52 | | 23 | 54 | .426 | 3 | 15 | .200 | 3 | 5 | .600 | 13 | 22 | 35 | 30.2 | | 14 | 12 | 19 | 3 | 5 | 52 |
| vs MICH. ST. | 3/13 | 30 | 38 | 68 | W | 23 | 49 | .469 | 9 | 21 | .429 | 13 | 19 | .684 | 10 | 19 | 29 | 32.9 | +4 | 13 | 12 | 5 | 3 | 1 | |

2004-05 GAME-BY-GAME STATISTICS (25-9, 11-5)

| Opponent | Date | 1 | 2 | Final | W/L | 3-PTRS | | | REBOUNDS | | | M | PF | A | TO | Blk | Stl | Pts | | | | | | | |
|------------------|-------|----------|----------|----------|-----|-------------|-----------------|--------------|----------------|-------------|----------------|-------------|----------------|---------------|-------------|-------------|----------------|--------------|---------------|-------------|----------|----------|--------|---------|----------|
| | | | | | | FG | FGA | Pct | 3FG | 3FGA | Pct | | | | | | | | FT | FTA | Pct | Off | Def | Tot | |
| PENN | 11/20 | 36 20 | 41 24 | 77 44 | W | 24 15 | 47 47 | .511 .319 | 8 5 | 14 20 | .571 .250 | 21 9 | 28 17 | .750 .529 | 7 3 | 33 20 | 40 23 | 40.0 23.0 | +17 | 21 29 | 17 11 | 16 18 | 3 1 | 6 11 | 77 44 |
| UC-S. BARB. | 11/23 | 34 26 | 38 35 | 72 61 | W | 27 25 | 48 51 | .563 .490 | 8 6 | 18 18 | .444 .333 | 10 5 | 16 7 | .625 .714 | 8 6 | 20 17 | 28 23 | 34.0 23.0 | +5 | 12 17 | 17 11 | 11 1 | 1 4 | 4 7 | 72 61 |
| at Pepperdine | 11/27 | 34 34 | 27 41 | 61 75 | L | 21 28 | 51 58 | .412 .483 | 3 8 | 17 18 | .176 .444 | 16 11 | 23 14 | .696 .786 | 17 10 | 22 17 | 39 27 | 35.7 24.3 | +12 | 12 20 | 7 12 | 22 14 | 1 2 | 5 8 | 61 75 |
| MARYLAND | 11/30 | 38 32 | 31 32 | 69 64 | W | 22 26 | 55 61 | .400 .426 | 4 5 | 20 16 | .200 .313 | 21 10 | 30 18 | .700 .556 | 9 11 | 23 25 | 32 41 | 34.8 28.5 | -9 | 17 24 | 9 15 | 12 18 | 5 4 | 10 6 | 69 64 |
| at Rutgers | 12/4 | 29 23 | 41 39 | 70 62 | W | 25 24 | 51 57 | .490 .421 | 11 4 | 26 16 | .423 .250 | 9 10 | 17 18 | .529 .556 | 8 11 | 27 25 | 35 36 | 34.8 30.0 | -1 | 19 20 | 16 11 | 12 10 | 3 4 | 6 4 | 70 62 |
| GREEN BAY | 12/7 | 35 21 | 30 34 | 65 55 | W | 23 21 | 50 46 | .460 .457 | 4 6 | 19 13 | .211 .462 | 15 7 | 23 11 | .652 .636 | 11 5 | 20 20 | 31 25 | 34.2 29.2 | +6 | 14 23 | 12 10 | 14 14 | 3 0 | 6 6 | 65 55 |
| at Marquette | 12/11 | 23 34 | 31 29 | 54 63 | L | 18 21 | 52 57 | .346 .368 | 10 8 | 22 25 | .455 .320 | 8 13 | 13 17 | .615 .765 | 4 14 | 24 30 | 28 44 | 33.3 31.3 | -16 | 17 16 | 7 8 | 10 11 | 1 4 | 8 2 | 54 63 |
| MILWAUKEE | 12/15 | 25 14 | 41 23 | 66 37 | W | 22 14 | 58 55 | .379 .255 | 7 4 | 18 21 | .389 .190 | 15 5 | 21 7 | .714 .714 | 13 10 | 32 26 | 45 36 | 34.8 31.9 | +9 | 14 22 | 10 10 | 12 17 | 4 4 | 8 5 | 66 37 |
| UNC-GREENS. | 12/23 | 29 22 | 56 31 | 85 53 | W | 32 21 | 65 49 | .492 .429 | 8 0 | 21 8 | .381 .000 | 13 11 | 30 21 | .433 .524 | 22 5 | 28 18 | 50 23 | 36.4 30.9 | +27 | 14 21 | 22 10 | 15 20 | 2 1 | 9 8 | 85 53 |
| W. CAROLINA | 12/27 | 40 20 | 49 29 | 89 49 | W | 34 19 | 76 55 | .447 .345 | 8 2 | 20 14 | .400 .143 | 13 9 | 20 16 | .650 .563 | 19 7 | 34 26 | 53 33 | 38.1 31.1 | +20 | 16 20 | 16 12 | 9 21 | 4 1 | 11 5 | 89 49 |
| ALABAMA | 12/29 | 33 23 | 43 39 | 76 62 | W | 26 24 | 52 54 | .500 .444 | 11 5 | 22 15 | .500 .333 | 13 9 | 20 13 | .650 .692 | 4 6 | 25 27 | 29 33 | 37.3 31.3 | -4 | 14 19 | 15 7 | 5 10 | 2 5 | 4 3 | 76 62 |
| at Purdue | 1/5 | 30 26 | 47 42 | 77 68 | W | 24 29 | 50 54 | .480 .537 | 14 1 | 22 9 | .636 .111 | 15 9 | 22 17 | .682 .529 | 7 6 | 22 21 | 29 27 | 36.6 30.9 | +2 | 14 18 | 19 19 | 12 9 | 2 4 | 2 3 | 77 68 |
| at Indiana | 1/8 | 20 34 | 41 40 | 61 74 | L | 16 23 | 45 47 | .356 .489 | 3 5 | 18 14 | .167 .357 | 26 23 | 32 32 | .813 .719 | 12 7 | 22 21 | 34 28 | 36.4 30.7 | +6 | 27 23 | 5 9 | 18 9 | 0 3 | 3 5 | 61 74 |
| OHIO STATE | 1/11 | 31 26 | 41 40 | 72 66 | W | 26 27 | 54 64 | .481 .422 | 4 7 | 11 23 | .364 .304 | 16 5 | 24 9 | .667 .556 | 6 11 | 28 24 | 34 35 | 36.2 31.0 | -1 | 14 23 | 13 12 | 9 10 | 3 1 | 4 4 | 72 66 |
| MICHIGAN ST. | 1/16 | 28 32 | 34 27 | 62 59 | W | 21 24 | 55 57 | .382 .421 | 12 5 | 28 17 | .429 .294 | 8 6 | 13 11 | .615 .545 | 9 11 | 25 27 | 34 38 | 36.1 31.5 | -4 | 14 17 | 16 10 | 9 10 | 2 0 | 3 5 | 62 59 |
| at Michigan | 1/22 | 37 32 | 35 29 | 72 61 | W | 22 22 | 55 60 | .400 .367 | 2 5 | 10 17 | .200 .294 | 26 12 | 33 9 | .788 .632 | 15 9 | 32 23 | 47 32 | 36.8 31.5 | +15 | 18 25 | 10 12 | 14 10 | 1 9 | 4 6 | 72 61 |
| ILLINOIS | 1/25 | 33 35 | 32 40 | 65 75 | L | 25 25 | 54 54 | .463 .463 | 10 8 | 24 15 | .417 .533 | 5 17 | 12 20 | .417 .850 | 8 7 | 22 26 | 30 33 | 36.4 31.6 | -3 | 15 15 | 14 17 | 13 10 | 3 4 | 4 9 | 65 75 |
| at Penn State | 1/29 | 41 25 | 35 25 | 76 50 | W | 31 18 | 58 51 | .534 .353 | 8 4 | 18 14 | .444 .286 | 6 10 | 12 15 | .500 .667 | 10 13 | 23 19 | 33 32 | 36.2 31.6 | +1 | 19 17 | 8 13 | 6 10 | 4 0 | 4 4 | 76 50 |
| NORTHWESTERN | 2/2 | 42 26 | 31 32 | 73 58 | W | 23 21 | 48 41 | .479 .512 | 10 6 | 22 14 | .455 .429 | 17 10 | 23 18 | .739 .556 | 8 7 | 17 19 | 25 26 | 35.6 31.3 | -1 | 13 23 | 16 12 | 11 16 | 1 1 | 10 5 | 73 58 |
| at Minnesota | 2/5 | 24 22 | 26 38 | 50 60 | L | 19 25 | 58 55 | .328 .455 | 6 2 | 22 13 | .273 .154 | 6 8 | 6 12 | 1.000 .667 | 15 8 | 25 24 | 40 32 | 35.8 31.4 | +8 | 14 11 | 10 12 | 17 11 | 3 5 | 3 9 | 50 60 |
| IOWA | 2/9 | 34 34 | 38 35 | 72 69 | W | 20 27 | 43 60 | .465 .450 | 5 8 | 11 21 | .455 .381 | 27 7 | 35 14 | .771 .500 | 7 11 | 27 20 | 34 31 | 35.7 31.3 | +3 | 17 27 | 5 12 | 8 6 | 4 3 | 1 4 | 72 69 |
| at Illinois | 2/12 | 26 27 | 33 43 | 59 70 | L | 22 22 | 47 48 | .468 .458 | 8 8 | 19 18 | .421 .444 | 7 18 | 16 19 | .438 .947 | 8 8 | 17 21 | 25 29 | 35.2 31.2 | -4 | 16 15 | 10 11 | 14 11 | 1 1 | 7 9 | 59 70 |
| MICHIGAN | 2/16 | 37 17 | 39 33 | 76 50 | W | 27 18 | 56 49 | .482 .367 | 8 5 | 17 18 | .471 .278 | 14 9 | 24 12 | .583 .750 | 15 8 | 24 20 | 39 28 | 35.4 31.1 | +11 | 12 16 | 20 10 | 7 14 | 2 4 | 8 3 | 76 50 |
| at Michigan St. | 2/24 | 25 33 | 39 44 | 64 77 | L | 23 28 | 55 50 | .418 .560 | 6 4 | 14 14 | .429 .286 | 12 17 | 15 23 | .800 .739 | 10 10 | 16 24 | 26 34 | 35.0 31.2 | -8 | 22 17 | 16 19 | 10 10 | 1 2 | 4 6 | 64 77 |
| at Ohio State | 2/27 | 37 27 | 27 29 | 64 56 | W | 24 20 | 48 50 | .500 .400 | 8 5 | 15 22 | .533 .227 | 8 14 | 14 15 | .571 .733 | 9 5 | 28 19 | 37 24 | 35.1 30.9 | +13 | 13 17 | 15 11 | 17 12 | 0 1 | 4 7 | 64 56 |
| INDIANA | 3/1 | 37 30 | 25 30 | 62 60 | W | 20 23 | 49 52 | .408 .442 | 6 5 | 20 17 | .300 .294 | 16 9 | 27 17 | .593 .529 | 10 11 | 22 24 | 32 35 | 35.0 31.1 | -3 | 11 22 | 10 11 | 8 10 | 1 3 | 6 5 | 62 60 |
| PURDUE | 3/5 | 40 19 | 24 33 | 64 52 | W | 20 19 | 46 48 | .435 .396 | 9 5 | 22 16 | .409 .313 | 15 9 | 20 11 | .750 .818 | 13 5 | 22 15 | 35 20 | 35.0 30.7 | +15 | 12 19 | 13 8 | 14 9 | 0 2 | 2 7 | 64 52 |
| vs Ohio State | 3/11 | 29 18 | 31 31 | 60 49 | W | 22 21 | 56 61 | .393 .344 | 2 2 | 12 20 | .167 .100 | 14 5 | 19 6 | .737 .833 | 11 10 | 30 26 | 41 36 | 35.2 30.9 | +5 | 10 16 | 8 11 | 9 11 | 2 1 | 6 6 | 60 49 |
| vs Iowa | 3/12 | 27 26 | 32 30 | 59 56 | W | 23 20 | 56 44 | .411 .455 | 7 4 | 22 17 | .318 .235 | 6 12 | 15 15 | .500 .800 | 11 7 | 20 25 | 31 32 | 35.0 30.9 | -1 | 17 16 | 13 13 | 6 6 | 1 2 | 8 2 | 59 56 |
| vs Illinois | 3/13 | 18 26 | 25 28 | 43 54 | L | 14 19 | 54 53 | .259 .358 | 7 7 | 19 22 | .368 .318 | 8 9 | 8 12 | 1.000 .750 | 9 9 | 27 31 | 36 40 | 35.1 31.2 | -4 | 12 11 | 13 13 | 7 6 | 2 6 | 2 3 | 43 54 |
| vs No. Iowa | 3/18 | 30 22 | 27 30 | 57 52 | W | 20 22 | 48 53 | .417 .415 | 11 4 | 26 17 | .423 .235 | 6 4 | 10 8 | .600 .500 | 5 8 | 25 27 | 30 35 | 34.9 31.3 | -5 | 13 15 | 14 8 | 8 8 | 2 2 | 4 4 | 57 52 |
| vs Bucknell | 3/20 | 29 29 | 36 33 | 71 62 | W | 21 23 | 46 50 | .457 .460 | 7 5 | 17 15 | .412 .333 | 22 11 | 29 14 | .759 .786 | 8 7 | 22 22 | 30 29 | 34.8 31.3 | +1 | 12 24 | 13 10 | 7 1 | 1 5 | 4 6 | 71 62 |
| vs NC State | 3/25 | 21 30 | 44 26 | 65 56 | W | 21 19 | 42 50 | .500 .380 | 4 9 | 10 22 | .400 .409 | 19 9 | 25 13 | .760 .692 | 4 2 | 31 19 | 35 21 | 34.8 30.9 | +14 | 14 25 | 7 12 | 18 13 | 0 5 | 2 10 | 65 56 |
| vs N. Carolina | 3/27 | 44 44 | 38 44 | 82 88 | L | 30 34 | 61 64 | .492 .531 | 11 5 | 24 16 | .458 .313 | 11 11 | 13 18 | .846 .833 | 10 12 | 19 22 | 29 34 | 34.6 31.0 | -5 | 17 16 | 17 21 | 12 9 | 0 5 | 5 5 | 82 88 |
| Wisconsin | | | | | | 2290 | 788 1789 | .440 | 250 640 | .391 | 464 685 | .677 | 342 834 | 1176 | 34.6 | +121 | 516 444 | 389 | 62 179 | 67.4 | | | | | |
| Opponents | | | | | | 2047 | 767 1805 | .425 | 172 575 | .299 | 341 504 | .677 | 282 773 | 1055 | 31.0 | | 659 399 | 404 | 99 190 | 60.2 | | | | | |

2005-06 GAME-BY-GAME STATISTICS (19-12, 9-7)

| Opponent | Date | 1 | | Final | W/L | 3-PTS | | | REBOUNDS | | | M | PF | A | TO | Blk | Stl | Pts | | | | | | | |
|-----------------|-------|----|----|-------|-----|-------|-----|------|----------|-----|------|----|----|------|----|-----|-----|------|-----|-----|-----|-----|-----|-----|----|
| | | | | | | FG | FGA | Pct | 3FG | FGA | Pct | | | | | | | | FT | FTA | Pct | Off | Def | Tot | |
| vs Norfolk St. | 11/18 | 40 | 40 | 80 | W | 31 | 63 | .492 | 7 | 19 | .368 | 11 | 19 | .579 | 19 | 24 | 43 | 43.0 | +17 | 14 | 18 | 13 | 4 | 4 | 80 |
| | | 25 | 26 | 51 | | 22 | 50 | .440 | 2 | 11 | .182 | 5 | 15 | .333 | 8 | 18 | 26 | 26.0 | | 24 | 7 | 14 | 2 | 5 | 51 |
| vs E. Kentucky | 11/19 | 31 | 35 | 95 | Wot | 34 | 76 | .447 | 9 | 26 | .346 | 18 | 25 | .720 | 21 | 23 | 44 | 43.5 | +10 | 23 | 17 | 16 | 3 | 6 | 95 |
| | | 32 | 34 | 89 | | 29 | 59 | .492 | 11 | 20 | .550 | 20 | 32 | .625 | 11 | 23 | 34 | 30.0 | | 23 | 12 | 15 | 2 | 11 | 89 |
| vs Old Dominion | 11/21 | 32 | 52 | 84 | W | 27 | 59 | .458 | 7 | 20 | .350 | 23 | 30 | .767 | 9 | 31 | 40 | 42.3 | +11 | 22 | 12 | 12 | 4 | 4 | 84 |
| | | 36 | 45 | 81 | | 27 | 60 | .450 | 8 | 22 | .364 | 19 | 22 | .864 | 4 | 25 | 29 | 29.7 | | 21 | 13 | 11 | 3 | 5 | 81 |
| COASTAL CAR. | 11/26 | 41 | 51 | 92 | W | 33 | 61 | .541 | 6 | 11 | .545 | 20 | 30 | .667 | 16 | 22 | 38 | 41.2 | +13 | 15 | 23 | 11 | 2 | 9 | 92 |
| | | 17 | 37 | 54 | | 19 | 49 | .388 | 9 | 27 | .333 | 7 | 8 | .875 | 6 | 19 | 25 | 28.5 | | 23 | 9 | 22 | 0 | 5 | 54 |
| at Wake Forest | 11/29 | 32 | 56 | 88 | L | 31 | 73 | .425 | 9 | 21 | .429 | 17 | 24 | .708 | 18 | 18 | 36 | 40.2 | -9 | 25 | 14 | 11 | 4 | 6 | 88 |
| | | 37 | 54 | 91 | | 31 | 65 | .477 | 3 | 13 | .231 | 26 | 29 | .897 | 18 | 27 | 45 | 31.8 | | 21 | 13 | 16 | 10 | 5 | 91 |
| PEPPERDINE | 12/3 | 33 | 38 | 71 | W | 24 | 52 | .462 | 7 | 16 | .438 | 16 | 22 | .727 | 15 | 19 | 34 | 39.2 | +5 | 18 | 11 | 15 | 6 | 10 | 71 |
| | | 23 | 32 | 55 | | 22 | 56 | .393 | 2 | 8 | .250 | 9 | 12 | .750 | 15 | 14 | 29 | 31.3 | | 18 | 5 | 19 | 1 | 6 | 55 |
| GREEN BAY | 12/7 | 40 | 42 | 82 | W | 28 | 55 | .509 | 8 | 16 | .500 | 18 | 29 | .621 | 8 | 25 | 33 | 38.3 | -1 | 16 | 17 | 7 | 3 | 8 | 82 |
| | | 37 | 25 | 62 | | 21 | 55 | .382 | 6 | 19 | .316 | 14 | 16 | .875 | 9 | 25 | 34 | 31.7 | | 24 | 10 | 15 | 2 | 1 | 62 |
| MARQUETTE | 12/10 | 44 | 33 | 77 | W | 27 | 61 | .443 | 7 | 18 | .389 | 16 | 27 | .593 | 12 | 28 | 40 | 38.5 | -2 | 16 | 12 | 9 | 5 | 8 | 77 |
| | | 31 | 32 | 63 | | 24 | 64 | .375 | 5 | 20 | .250 | 10 | 15 | .667 | 16 | 26 | 42 | 33.0 | | 28 | 12 | 16 | 1 | 4 | 63 |
| UNC-WILM. | 12/12 | 16 | 38 | 54 | W | 18 | 44 | .409 | 6 | 14 | .429 | 12 | 18 | .667 | 10 | 25 | 35 | 38.1 | +8 | 11 | 10 | 14 | 1 | 2 | 54 |
| | | 16 | 35 | 51 | | 21 | 55 | .382 | 9 | 24 | .375 | 0 | 1 | .000 | 10 | 17 | 27 | 32.3 | | 19 | 14 | 9 | 1 | 9 | 51 |
| MILWAUKEE | 12/15 | 37 | 37 | 74 | W | 26 | 51 | .510 | 2 | 15 | .133 | 20 | 30 | .667 | 10 | 25 | 35 | 37.8 | +1 | 15 | 11 | 12 | 8 | 4 | 74 |
| | | 30 | 38 | 68 | | 23 | 61 | .377 | 12 | 32 | .375 | 10 | 12 | .833 | 14 | 20 | 34 | 32.5 | | 29 | 8 | 16 | 1 | 3 | 68 |
| LA. TECH | 12/28 | 39 | 39 | 78 | W | 31 | 58 | .534 | 7 | 16 | .438 | 9 | 16 | .563 | 13 | 31 | 44 | 38.4 | +11 | 11 | 20 | 15 | 8 | 5 | 78 |
| | | 25 | 27 | 52 | | 20 | 64 | .313 | 7 | 30 | .233 | 5 | 9 | .556 | 14 | 19 | 33 | 32.5 | | 17 | 13 | 14 | 2 | 10 | 52 |
| at Pittsburgh | 12/31 | 28 | 36 | 64 | L | 24 | 57 | .421 | 3 | 15 | .200 | 13 | 20 | .650 | 11 | 21 | 32 | 37.8 | 0 | 20 | 15 | 14 | 1 | 3 | 64 |
| | | 35 | 38 | 73 | | 27 | 49 | .551 | 5 | 12 | .417 | 14 | 24 | .583 | 7 | 25 | 32 | 32.5 | | 23 | 18 | 14 | 4 | 8 | 73 |
| IOWA | 1/5 | 32 | 34 | 66 | W | 28 | 60 | .467 | 7 | 17 | .412 | 3 | 8 | .375 | 8 | 28 | 36 | 37.7 | -5 | 14 | 20 | 6 | 5 | 9 | 66 |
| | | 34 | 18 | 52 | | 17 | 56 | .304 | 5 | 17 | .294 | 13 | 17 | .765 | 13 | 28 | 41 | 33.2 | | 18 | 12 | 11 | 5 | 2 | 52 |
| MICHIGAN ST. | 1/8 | 36 | 46 | 82 | W | 29 | 56 | .518 | 10 | 21 | .476 | 14 | 30 | .467 | 9 | 26 | 35 | 37.5 | -5 | 18 | 14 | 9 | 7 | 7 | 82 |
| | | 26 | 37 | 63 | | 22 | 63 | .349 | 8 | 22 | .364 | 11 | 15 | .733 | 13 | 27 | 40 | 33.6 | | 24 | 7 | 15 | 5 | 4 | 63 |
| at Minnesota | 1/10 | 25 | 39 | 64 | W | 21 | 52 | .404 | 5 | 13 | .385 | 17 | 26 | .654 | 11 | 37 | 48 | 38.2 | +15 | 17 | 16 | 22 | 0 | 5 | 64 |
| | | 17 | 45 | 62 | | 21 | 61 | .344 | 5 | 21 | .238 | 15 | 23 | .652 | 8 | 25 | 33 | 33.6 | | 25 | 12 | 11 | 2 | 15 | 62 |
| NORTHWESTERN | 1/14 | 37 | 31 | 68 | W | 24 | 55 | .436 | 5 | 22 | .227 | 15 | 23 | .652 | 13 | 27 | 40 | 38.3 | +12 | 15 | 15 | 13 | 6 | 6 | 68 |
| | | 25 | 27 | 52 | | 18 | 51 | .353 | 8 | 22 | .364 | 8 | 12 | .667 | 8 | 20 | 28 | 33.2 | | 21 | 9 | 19 | 4 | 6 | 52 |
| at Ohio State | 1/18 | 31 | 36 | 67 | L | 25 | 66 | .379 | 6 | 24 | .250 | 11 | 15 | .733 | 16 | 22 | 38 | 38.3 | +3 | 18 | 11 | 10 | 2 | 6 | 67 |
| | | 31 | 46 | 77 | | 28 | 52 | .538 | 7 | 15 | .467 | 14 | 25 | .560 | 8 | 27 | 35 | 33.4 | | 15 | 11 | 12 | 0 | 2 | 77 |
| N. DAKOTA ST. | 1/21 | 16 | 39 | 55 | L | 16 | 72 | .222 | 4 | 27 | .148 | 19 | 26 | .731 | 22 | 17 | 39 | 38.3 | -7 | 21 | 4 | 10 | 3 | 7 | 55 |
| | | 30 | 32 | 62 | | 23 | 46 | .500 | 3 | 10 | .300 | 13 | 24 | .542 | 9 | 37 | 46 | 34.1 | | 21 | 9 | 24 | 3 | 6 | 62 |
| PENN STATE | 1/25 | 40 | 32 | 72 | W | 22 | 56 | .393 | 13 | 34 | .382 | 15 | 22 | .682 | 13 | 23 | 36 | 38.2 | +1 | 12 | 18 | 10 | 2 | 7 | 72 |
| | | 18 | 25 | 43 | | 18 | 54 | .333 | 5 | 17 | .294 | 2 | 4 | .500 | 12 | 23 | 35 | 34.1 | | 20 | 9 | 18 | 2 | 2 | 43 |
| at Michigan | 1/28 | 27 | 49 | 76 | L | 27 | 60 | .450 | 9 | 17 | .529 | 13 | 16 | .813 | 11 | 16 | 27 | 37.7 | -9 | 25 | 14 | 10 | 2 | 4 | 76 |
| | | 38 | 47 | 85 | | 28 | 51 | .549 | 7 | 21 | .333 | 22 | 27 | .815 | 12 | 24 | 36 | 34.2 | | 21 | 15 | 18 | 4 | 5 | 85 |
| ILLINOIS | 1/31 | 28 | 23 | 51 | L | 16 | 45 | .356 | 3 | 20 | .150 | 16 | 23 | .696 | 6 | 22 | 28 | 37.2 | -15 | 11 | 6 | 14 | 1 | 5 | 51 |
| | | 34 | 32 | 66 | | 25 | 60 | .417 | 7 | 14 | .500 | 9 | 16 | .563 | 15 | 28 | 43 | 34.6 | | 18 | 10 | 10 | 2 | 10 | 66 |
| at Purdue | 2/4 | 29 | 33 | 62 | L | 21 | 55 | .382 | 5 | 18 | .278 | 15 | 20 | .750 | 13 | 17 | 30 | 36.9 | -5 | 19 | 10 | 14 | 3 | 2 | 62 |
| | | 36 | 34 | 70 | | 26 | 53 | .491 | 5 | 10 | .500 | 13 | 19 | .684 | 10 | 25 | 35 | 34.6 | | 18 | 16 | 12 | 1 | 9 | 70 |
| INDIANA | 2/8 | 31 | 41 | 72 | W | 25 | 55 | .455 | 7 | 20 | .350 | 15 | 21 | .714 | 8 | 24 | 32 | 36.7 | -10 | 25 | 13 | 10 | 4 | 4 | 72 |
| | | 22 | 32 | 54 | | 16 | 56 | .286 | 3 | 16 | .188 | 19 | 26 | .731 | 16 | 26 | 42 | 35.0 | | 21 | 7 | 15 | 1 | 3 | 54 |
| at Penn State | 2/11 | 34 | 48 | 82 | W | 33 | 66 | .500 | 10 | 23 | .435 | 6 | 11 | .545 | 18 | 27 | 45 | 37.0 | +21 | 13 | 21 | 5 | 2 | 2 | 82 |
| | | 36 | 26 | 62 | | 23 | 55 | .418 | 8 | 16 | .500 | 8 | 14 | .571 | 6 | 18 | 24 | 34.5 | | 12 | 15 | 3 | 1 | 2 | 62 |
| OHIO STATE | 2/15 | 28 | 50 | 78 | W | 26 | 53 | .491 | 6 | 14 | .429 | 20 | 31 | .645 | 15 | 23 | 38 | 37.0 | +11 | 17 | 14 | 12 | 3 | 5 | 78 |
| | | 37 | 36 | 73 | | 26 | 56 | .464 | 4 | 17 | .235 | 17 | 19 | .895 | 7 | 20 | 27 | 34.2 | | 23 | 13 | 10 | 0 | 8 | 73 |
| at Northwestern | 2/23 | 28 | 23 | 51 | L | 19 | 49 | .388 | 4 | 14 | .286 | 9 | 18 | .500 | 9 | 22 | 31 | 36.8 | -1 | 18 | 12 | 10 | 4 | 5 | 51 |
| | | 31 | 31 | 62 | | 20 | 44 | .455 | 4 | 14 | .286 | 18 | 24 | .750 | 7 | 25 | 32 | 34.1 | | 19 | 13 | 10 | 7 | 9 | 62 |
| MINNESOTA | 2/26 | 36 | 44 | 80 | W | 24 | 51 | .471 | 3 | 9 | .333 | 29 | 36 | .806 | 11 | 22 | 33 | 36.7 | +2 | 14 | 14 | 10 | 0 | 6 | 80 |
| | | 38 | 36 | 74 | | 30 | 64 | .469 | 4 | 12 | .333 | 10 | 12 | .833 | 12 | 19 | 31 | 34.0 | | 25 | 9 | 9 | 5 | 6 | 74 |
| at Michigan St. | 3/2 | 31 | 34 | 65 | L | 25 | 62 | .403 | 4 | 18 | .222 | 11 | 19 | .579 | 13 | 21 | 34 | 36.6 | -3 | 21 | 11 | 9 | 5 | 5 | 65 |
| | | 35 | 39 | 74 | | 27 | 53 | .509 | 4 | 7 | .571 | 16 | 21 | .762 | 7 | 30 | 37 | 34.1 | | 23 | 18 | 11 | 5 | 4 | 74 |
| at Iowa | 3/4 | 22 | 22 | 44 | L | 15 | 51 | .294 | 8 | 18 | .444 | 6 | 9 | .667 | 12 | 21 | 33 | 36.4 | | | | | | | |

2006-07 GAME-BY-GAME STATISTICS (30-6, 13-3)

| Opponent | Date | 1 | | Final | W/L | 3-PT RS | | | REBOUNDS | | | M | PF | A | TO | Blk | Stl | Pts | | | | | | | |
|-----------------|-------|----|-----|-------|-----|---------|-----|------|----------|----|------|----|----|-------|----|-----|-----|------|-----|-----|-----|-----|---|----|----|
| | | FG | FGA | | | Pct | 3FG | FGA | Pct | FT | FTA | | | | | | | | Pct | Off | Def | Tot | | | |
| MERCER | 11/12 | 39 | 33 | 72 | W | 27 | 63 | .429 | 6 | 18 | .333 | 12 | 27 | .444 | 16 | 29 | 45 | 45.0 | +7 | 13 | 16 | 10 | 5 | 6 | 72 |
| | | 25 | 23 | 48 | | 19 | 56 | .339 | 5 | 16 | .313 | 5 | 12 | .417 | 12 | 26 | 38 | 38.0 | | 24 | 7 | 22 | 2 | 7 | 48 |
| GREEN BAY | 11/15 | 45 | 34 | 79 | W | 26 | 56 | .464 | 8 | 19 | .421 | 19 | 34 | .559 | 9 | 24 | 33 | 39.0 | -7 | 19 | 15 | 13 | 5 | 6 | 79 |
| | | 29 | 33 | 62 | | 21 | 57 | .368 | 5 | 15 | .333 | 15 | 21 | .714 | 11 | 29 | 40 | 39.0 | | 28 | 9 | 18 | 1 | 4 | 62 |
| SOUTHERN | 11/19 | 50 | 42 | 92 | W | 33 | 53 | .623 | 5 | 11 | .455 | 21 | 27 | .778 | 11 | 22 | 33 | 37.0 | +12 | 14 | 18 | 10 | 1 | 9 | 92 |
| | | 19 | 20 | 39 | | 15 | 42 | .357 | 3 | 13 | .231 | 6 | 11 | .545 | 9 | 12 | 21 | 33.0 | | 23 | 3 | 25 | 2 | 0 | 39 |
| DELAWARE ST. | 11/21 | 33 | 31 | 64 | W | 26 | 49 | .531 | 2 | 8 | .250 | 10 | 15 | .667 | 13 | 16 | 29 | 35.0 | +13 | 12 | 13 | 6 | 1 | 1 | 64 |
| | | 27 | 25 | 52 | | 17 | 37 | .459 | 5 | 15 | .333 | 13 | 15 | .867 | 4 | 12 | 16 | 28.8 | | 18 | 5 | 9 | 4 | 3 | 52 |
| vs Missouri St. | 11/24 | 32 | 32 | 64 | L | 22 | 56 | .393 | 2 | 15 | .133 | 18 | 25 | .720 | 10 | 22 | 32 | 34.4 | -4 | 19 | 14 | 13 | 6 | 4 | 64 |
| | | 45 | 21 | 66 | | 23 | 51 | .451 | 6 | 13 | .462 | 14 | 17 | .824 | 8 | 28 | 36 | 30.2 | | 27 | 14 | 15 | 1 | 7 | 66 |
| vs Auburn | 11/25 | 35 | 42 | 77 | W | 26 | 56 | .464 | 6 | 12 | .500 | 19 | 30 | .633 | 14 | 21 | 35 | 34.5 | +6 | 17 | 18 | 11 | 3 | 9 | 77 |
| | | 25 | 38 | 63 | | 23 | 47 | .489 | 6 | 15 | .400 | 11 | 19 | .579 | 7 | 22 | 29 | 30.0 | | 28 | 11 | 20 | 5 | 5 | 63 |
| FLORIDA ST. | 11/28 | 34 | 47 | 81 | W | 28 | 57 | .491 | 5 | 14 | .357 | 20 | 29 | .690 | 12 | 24 | 36 | 34.7 | +5 | 20 | 18 | 18 | 2 | 8 | 81 |
| | | 23 | 43 | 66 | | 28 | 62 | .452 | 3 | 16 | .188 | 7 | 12 | .583 | 12 | 19 | 31 | 30.1 | | 30 | 8 | 21 | 5 | 12 | 66 |
| FLORIDA INT. | 12/2 | 38 | 41 | 79 | W | 23 | 43 | .535 | 9 | 19 | .474 | 24 | 30 | .800 | 7 | 25 | 32 | 34.4 | +7 | 11 | 18 | 15 | 3 | 6 | 79 |
| | | 27 | 36 | 63 | | 21 | 55 | .382 | 10 | 23 | .435 | 11 | 13 | .846 | 10 | 15 | 25 | 29.5 | | 26 | 12 | 15 | 3 | 12 | 63 |
| WINTHROP | 12/4 | 34 | 31 | 82 | Wot | 26 | 56 | .464 | 6 | 25 | .240 | 24 | 34 | .706 | 21 | 19 | 40 | 35.0 | +22 | 15 | 13 | 11 | 2 | 6 | 82 |
| | | 31 | 34 | 79 | | 29 | 53 | .547 | 15 | 25 | .600 | 6 | 10 | .600 | 4 | 14 | 18 | 28.2 | | 24 | 18 | 11 | 1 | 6 | 79 |
| at Marquette | 12/9 | 28 | 42 | 70 | W | 29 | 57 | .509 | 3 | 9 | .333 | 9 | 18 | .500 | 10 | 30 | 40 | 35.5 | +6 | 19 | 17 | 22 | 6 | 7 | 70 |
| | | 25 | 41 | 66 | | 26 | 66 | .394 | 3 | 18 | .167 | 11 | 18 | .611 | 13 | 21 | 34 | 28.8 | | 23 | 8 | 16 | 5 | 9 | 66 |
| MILWAUKEE | 12/13 | 35 | 33 | 68 | W | 25 | 51 | .490 | 3 | 8 | .375 | 15 | 23 | .652 | 9 | 30 | 39 | 35.8 | +9 | 15 | 9 | 9 | 6 | 5 | 68 |
| | | 20 | 29 | 49 | | 18 | 56 | .321 | 7 | 22 | .318 | 6 | 10 | .600 | 9 | 21 | 30 | 28.9 | | 23 | 9 | 12 | 0 | 4 | 49 |
| PITTSBURGH | 12/16 | 47 | 42 | 89 | W | 25 | 54 | .463 | 8 | 16 | .500 | 31 | 44 | .705 | 14 | 27 | 41 | 36.2 | +10 | 21 | 14 | 8 | 4 | 4 | 89 |
| | | 37 | 38 | 75 | | 25 | 59 | .424 | 6 | 18 | .333 | 19 | 30 | .633 | 13 | 18 | 31 | 29.1 | | 28 | 12 | 10 | 2 | 4 | 75 |
| PACIFIC | 12/23 | 36 | 47 | 83 | W | 24 | 46 | .522 | 9 | 17 | .529 | 26 | 32 | .813 | 12 | 28 | 40 | 36.5 | +19 | 16 | 12 | 10 | 2 | 6 | 83 |
| | | 24 | 23 | 47 | | 18 | 51 | .353 | 5 | 18 | .278 | 6 | 11 | .545 | 7 | 14 | 21 | 28.5 | | 23 | 7 | 11 | 0 | 6 | 47 |
| GARD.-WEBB | 12/27 | 52 | 46 | 98 | W | 35 | 59 | .593 | 12 | 20 | .600 | 16 | 19 | .842 | 9 | 31 | 40 | 36.8 | +17 | 9 | 21 | 9 | 2 | 8 | 98 |
| | | 19 | 21 | 40 | | 15 | 49 | .306 | 5 | 23 | .217 | 5 | 9 | .556 | 6 | 17 | 23 | 28.1 | | 23 | 8 | 20 | 3 | 6 | 40 |
| at Georgia | 12/31 | 31 | 33 | 64 | W | 21 | 51 | .412 | 5 | 17 | .294 | 17 | 23 | .739 | 10 | 24 | 34 | 36.6 | -8 | 13 | 12 | 14 | 2 | 10 | 64 |
| | | 32 | 22 | 54 | | 18 | 60 | .300 | 4 | 18 | .222 | 14 | 17 | .824 | 19 | 23 | 42 | 29.0 | | 21 | 5 | 18 | 1 | 10 | 54 |
| MINNESOTA | 1/6 | 37 | 31 | 68 | W | 24 | 56 | .429 | 3 | 12 | .250 | 17 | 24 | .708 | 12 | 28 | 40 | 36.8 | +7 | 13 | 8 | 9 | 4 | 6 | 68 |
| | | 20 | 25 | 45 | | 17 | 49 | .347 | 3 | 10 | .300 | 8 | 14 | .571 | 7 | 26 | 33 | 29.3 | | 20 | 8 | 15 | 3 | 1 | 45 |
| OHIO STATE | 1/9 | 31 | 41 | 72 | W | 25 | 56 | .446 | 5 | 16 | .313 | 17 | 29 | .586 | 14 | 25 | 39 | 36.9 | +1 | 20 | 12 | 12 | 7 | 9 | 72 |
| | | 28 | 41 | 69 | | 23 | 60 | .383 | 12 | 26 | .462 | 11 | 18 | .611 | 14 | 24 | 38 | 29.8 | | 23 | 13 | 15 | 7 | 5 | 69 |
| at Northwestern | 1/13 | 24 | 32 | 56 | W | 17 | 39 | .436 | 2 | 12 | .167 | 20 | 27 | .741 | 12 | 25 | 37 | 36.9 | +15 | 13 | 6 | 15 | 6 | 4 | 56 |
| | | 26 | 24 | 50 | | 20 | 52 | .385 | 4 | 18 | .222 | 6 | 10 | .600 | 10 | 12 | 22 | 29.3 | | 19 | 12 | 9 | 2 | 9 | 50 |
| PURDUE | 1/17 | 29 | 40 | 69 | W | 22 | 55 | .400 | 3 | 17 | .176 | 22 | 32 | .688 | 12 | 24 | 36 | 36.9 | +3 | 13 | 8 | 7 | 2 | 4 | 69 |
| | | 30 | 34 | 64 | | 24 | 53 | .453 | 6 | 15 | .400 | 10 | 14 | .714 | 9 | 24 | 33 | 29.5 | | 25 | 8 | 14 | 1 | 4 | 64 |
| at Illinois | 1/20 | 35 | 36 | 71 | W | 25 | 57 | .439 | 3 | 16 | .188 | 18 | 21 | .857 | 15 | 23 | 38 | 37.0 | +4 | 18 | 12 | 7 | 0 | 3 | 71 |
| | | 31 | 33 | 64 | | 22 | 54 | .407 | 6 | 19 | .316 | 14 | 23 | .609 | 14 | 20 | 34 | 29.8 | | 20 | 6 | 9 | 5 | 3 | 64 |
| MICHIGAN | 1/24 | 33 | 38 | 71 | W | 26 | 48 | .542 | 3 | 6 | .500 | 16 | 26 | .615 | 10 | 20 | 30 | 36.6 | 0 | 19 | 14 | 13 | 4 | 6 | 71 |
| | | 26 | 32 | 58 | | 22 | 49 | .449 | 2 | 9 | .222 | 12 | 19 | .632 | 11 | 19 | 30 | 29.8 | | 23 | 11 | 19 | 8 | 8 | 58 |
| at Iowa | 1/28 | 26 | 31 | 57 | W | 20 | 43 | .465 | 7 | 19 | .368 | 10 | 18 | .556 | 6 | 27 | 33 | 36.5 | -7 | 14 | 14 | 12 | 2 | 4 | 57 |
| | | 22 | 24 | 46 | | 16 | 57 | .281 | 2 | 14 | .143 | 12 | 18 | .667 | 17 | 23 | 40 | 30.2 | | 20 | 9 | 9 | 1 | 5 | 46 |
| at Indiana | 1/31 | 28 | 38 | 66 | L | 25 | 52 | .481 | 5 | 20 | .250 | 11 | 17 | .647 | 8 | 21 | 29 | 36.1 | -4 | 17 | 12 | 14 | 1 | 6 | 66 |
| | | 26 | 45 | 71 | | 27 | 53 | .509 | 7 | 18 | .389 | 10 | 15 | .667 | 8 | 25 | 33 | 30.3 | | 19 | 10 | 12 | 3 | 5 | 71 |
| NORTHWESTERN2/3 | | 33 | 36 | 69 | W | 23 | 50 | .460 | 7 | 15 | .467 | 16 | 20 | .800 | 13 | 24 | 37 | 36.2 | +16 | 5 | 13 | 9 | 3 | 3 | 69 |
| | | 19 | 33 | 52 | | 23 | 52 | .442 | 5 | 17 | .294 | 1 | 2 | .500 | 6 | 15 | 21 | 30.0 | | 16 | 10 | 8 | 1 | 5 | 52 |
| at Penn State | 2/07 | 34 | 37 | 71 | W | 26 | 51 | .510 | 6 | 15 | .400 | 13 | 17 | .765 | 11 | 18 | 29 | 35.9 | 0 | 13 | 18 | 9 | 2 | 5 | 71 |
| | | 29 | 29 | 58 | | 22 | 52 | .423 | 5 | 16 | .313 | 9 | 9 | 1.000 | 12 | 17 | 29 | 29.9 | | 18 | 10 | 11 | 1 | 5 | 58 |
| IOWA | 2/10 | 31 | 43 | 74 | W | 26 | 58 | .448 | 8 | 17 | .471 | 14 | 22 | .636 | 13 | 29 | 42 | 36.1 | +9 | 13 | 14 | 14 | 6 | 7 | 74 |
| | | 35 | 27 | 62 | | 27 | 64 | .422 | 3 | 13 | .231 | 5 | 10 | .500 | 9 | 24 | 33 | 30.0 | | 20 | 11 | 12 | 0 | 7 | 62 |
| at Minnesota | 2/14 | 28 | 47 | 75 | W | 23 | 55 | .418 | 8 | 20 | .400 | 21 | 31 | .677 | 13 | 22 | 35 | 36.1 | -2 | 18 | 11 | 7 | 0 | 6 | 75 |
| | | 24 | 38 | 62 | | 20 | 49 | .408 | 8 | 12 | .667 | 14 | 18 | .778 | 10 | 27 | 37 | 30.3 | | 23 | 13 | 16 | 4 | 4 | 62 |
| PENN STATE | 2/17 | 36 | 39 | 75 | W | 27 | 52 | .519 | 12 | 23 | .522 | 9 | 15 | .600 | 10 | 20 | 30 | 35.9 | +7 | 6 | 20 | 10 | 5 | 7 | 75 |
| | | 25 | 24 | 49 | | 21 | 45 | .467 | 5 | 15 | .333 | 2 | 3 | .667 | 5 | 18 | 23 | 30.0 | | 12 | 14 | 18 | 1 | 4 | 49 |
| at Michigan St. | 2/20 | 30 | 25 | 55 | L | 19 | 53 | .358 | 9 | 28 | .321 | 8 | 12 | .667 | 9 | 15 | 24 | 35.4 | -17 | 19 | 13 | | | | |

2007-08 GAME-BY-GAME STATISTICS (31-5, 16-2)

| Opponent | Date | Final | | | W/L | FG | | | 3-PTRS | | | FTA | | | REBOUNDS | | | | PF | A | TO | Blk | Stl | Pts | |
|---------------|-------|-------|----|----|-----|----|-----|------|--------|-----|------|-----|-----|-------|----------|-----|-----|------|-----|-----|----|-----|-----|-----|----|
| | | 1 | 2 | | | FG | FGA | Pct | 3FG | FGA | Pct | FT | FTA | Pct | Off | Def | Tot | M | | | | | | | |
| IPFW | 11/11 | 38 | 45 | 83 | W | 32 | 65 | .492 | 3 | 12 | .250 | 16 | 20 | .800 | 12 | 31 | 43 | 43.0 | +12 | 10 | 18 | 11 | 5 | 14 | 83 |
| | | 32 | 23 | 55 | | 19 | 55 | .345 | 7 | 25 | .280 | 10 | 17 | .588 | 7 | 24 | 31 | 31.0 | | 18 | 14 | 18 | 2 | 8 | 55 |
| SAVANNAH ST. | 11/15 | 41 | 38 | 79 | W | 24 | 58 | .414 | 3 | 12 | .231 | 28 | 35 | .800 | 18 | 33 | 51 | 47.0 | +23 | 17 | 14 | 11 | 9 | 11 | 79 |
| | | 14 | 18 | 32 | | 12 | 49 | .245 | 1 | 9 | .111 | 7 | 11 | .636 | 6 | 22 | 28 | 29.5 | | 29 | 4 | 22 | 2 | 4 | 32 |
| FLORIDA A&M | 11/16 | 39 | 49 | 88 | W | 32 | 67 | .478 | 13 | 27 | .481 | 11 | 16 | .688 | 20 | 28 | 48 | 47.3 | +27 | 12 | 24 | 16 | 3 | 8 | 88 |
| | | 14 | 26 | 40 | | 14 | 46 | .304 | 5 | 15 | .333 | 7 | 9 | .778 | 4 | 17 | 21 | 26.7 | | 18 | 7 | 23 | 2 | 7 | 40 |
| COLORADO | 11/17 | 44 | 34 | 78 | W | 32 | 58 | .552 | 7 | 20 | .350 | 7 | 11 | .636 | 13 | 16 | 29 | 42.8 | +9 | 9 | 21 | 9 | 6 | 9 | 78 |
| | | 27 | 25 | 52 | | 20 | 41 | .488 | 6 | 14 | .429 | 6 | 7 | .857 | 5 | 15 | 20 | 25.0 | | 11 | 11 | 19 | 3 | 4 | 52 |
| GEORGIA | 11/24 | 23 | 45 | 68 | W | 21 | 59 | .356 | 5 | 20 | .250 | 21 | 28 | .750 | 16 | 30 | 46 | 43.4 | +12 | 10 | 11 | 13 | 4 | 4 | 68 |
| | | 32 | 17 | 49 | | 20 | 59 | .339 | 3 | 20 | .150 | 6 | 6 | 1.000 | 8 | 26 | 34 | 26.8 | | 25 | 7 | 15 | 3 | 8 | 49 |
| at Duke | 11/27 | 25 | 33 | 58 | L | 24 | 65 | .369 | 3 | 14 | .214 | 7 | 13 | .538 | 17 | 25 | 42 | 43.2 | +2 | 17 | 11 | 18 | 1 | 6 | 58 |
| | | 48 | 34 | 82 | | 26 | 61 | .426 | 11 | 24 | .458 | 19 | 23 | .826 | 12 | 28 | 40 | 29.0 | | 18 | 14 | 14 | 5 | 10 | 82 |
| WOFFORD | 12/3 | 38 | 32 | 70 | W | 25 | 53 | .472 | 3 | 13 | .231 | 17 | 27 | .630 | 9 | 32 | 41 | 42.9 | +7 | 18 | 17 | 7 | 4 | 3 | 70 |
| | | 20 | 23 | 43 | | 14 | 52 | .269 | 6 | 16 | .375 | 9 | 19 | .474 | 10 | 24 | 34 | 29.7 | | 27 | 9 | 14 | 1 | 4 | 43 |
| MARQUETTE | 12/8 | 41 | 35 | 76 | L | 27 | 55 | .491 | 7 | 15 | .467 | 15 | 25 | .600 | 16 | 18 | 34 | 41.8 | -7 | 19 | 13 | 18 | 7 | 7 | 76 |
| | | 43 | 38 | 81 | | 30 | 64 | .469 | 4 | 14 | .286 | 17 | 24 | .708 | 21 | 20 | 41 | 31.1 | | 23 | 13 | 16 | 6 | 11 | 81 |
| at Milwaukee | 12/12 | 31 | 30 | 61 | W | 25 | 49 | .510 | 3 | 7 | .429 | 8 | 10 | .800 | 15 | 22 | 37 | 41.2 | +21 | 9 | 10 | 18 | 2 | 9 | 61 |
| | | 21 | 18 | 39 | | 18 | 44 | .409 | 2 | 8 | .250 | 1 | 3 | .333 | 5 | 11 | 16 | 29.4 | | 14 | 8 | 17 | 5 | 10 | 39 |
| GREEN BAY | 12/15 | 37 | 33 | 70 | W | 25 | 50 | .500 | 3 | 13 | .231 | 17 | 26 | .654 | 16 | 19 | 35 | 40.6 | +4 | 16 | 11 | 16 | 0 | 7 | 70 |
| | | 24 | 28 | 52 | | 16 | 48 | .333 | 6 | 19 | .316 | 14 | 17 | .824 | 15 | 16 | 31 | 29.6 | | 26 | 7 | 20 | 1 | 8 | 52 |
| VALPARAISO | 12/22 | 28 | 40 | 68 | W | 22 | 45 | .489 | 7 | 20 | .350 | 17 | 36 | .472 | 12 | 28 | 40 | 40.5 | +12 | 16 | 10 | 20 | 1 | 4 | 68 |
| | | 31 | 27 | 58 | | 20 | 52 | .385 | 7 | 22 | .318 | 11 | 17 | .647 | 7 | 21 | 28 | 29.5 | | 30 | 13 | 15 | 0 | 9 | 58 |
| at Texas | 12/29 | 33 | 34 | 67 | W | 27 | 64 | .422 | 6 | 19 | .316 | 7 | 12 | .583 | 15 | 23 | 38 | 40.3 | +1 | 18 | 14 | 10 | 1 | 5 | 67 |
| | | 33 | 33 | 66 | | 28 | 63 | .444 | 4 | 12 | .333 | 6 | 12 | .500 | 14 | 23 | 37 | 30.1 | | 14 | 15 | 11 | 6 | 8 | 66 |
| at Michigan | 1/2 | 34 | 36 | 70 | W | 22 | 45 | .489 | 7 | 12 | .583 | 19 | 25 | .760 | 9 | 26 | 35 | 39.9 | +10 | 18 | 15 | 18 | 3 | 4 | 70 |
| | | 18 | 36 | 54 | | 20 | 51 | .392 | 5 | 18 | .278 | 9 | 13 | .692 | 8 | 17 | 25 | 29.7 | | 20 | 10 | 15 | 2 | 11 | 54 |
| IOWA | 1/5 | 28 | 36 | 64 | W | 20 | 49 | .408 | 5 | 15 | .333 | 19 | 27 | .704 | 11 | 23 | 34 | 39.5 | +3 | 14 | 9 | 7 | 3 | 7 | 64 |
| | | 22 | 29 | 51 | | 19 | 45 | .422 | 6 | 17 | .353 | 7 | 15 | .467 | 7 | 24 | 31 | 29.8 | | 27 | 12 | 14 | 4 | 2 | 51 |
| ILLINOIS | 1/10 | 31 | 39 | 70 | W | 25 | 48 | .521 | 7 | 18 | .389 | 13 | 18 | .722 | 4 | 21 | 25 | 38.5 | -10 | 14 | 14 | 9 | 5 | 9 | 70 |
| | | 25 | 35 | 60 | | 24 | 58 | .414 | 6 | 10 | .600 | 6 | 10 | .600 | 13 | 22 | 35 | 30.1 | | 21 | 14 | 13 | 1 | 3 | 60 |
| at Penn State | 1/15 | 40 | 40 | 80 | W | 31 | 52 | .596 | 10 | 18 | .556 | 8 | 9 | .889 | 9 | 32 | 41 | 38.7 | +19 | 15 | 19 | 15 | 5 | 5 | 80 |
| | | 24 | 31 | 55 | | 22 | 60 | .367 | 6 | 24 | .250 | 5 | 11 | .455 | 11 | 11 | 22 | 29.6 | | 12 | 8 | 9 | 2 | 4 | 55 |
| NORTHWESTERN | 1/19 | 22 | 40 | 62 | W | 17 | 35 | .486 | 4 | 14 | .286 | 24 | 37 | .649 | 7 | 22 | 29 | 38.1 | +8 | 16 | 13 | 15 | 2 | 7 | 62 |
| | | 20 | 30 | 50 | | 18 | 43 | .419 | 4 | 14 | .286 | 10 | 13 | .769 | 4 | 17 | 21 | 29.1 | | 30 | 9 | 14 | 0 | 6 | 50 |
| MICHIGAN | 1/22 | 28 | 36 | 64 | W | 26 | 50 | .520 | 6 | 16 | .375 | 6 | 9 | .667 | 9 | 15 | 24 | 37.3 | -11 | 9 | 11 | 11 | 3 | 8 | 64 |
| | | 24 | 37 | 61 | | 26 | 62 | .419 | 7 | 21 | .333 | 2 | 4 | .500 | 20 | 15 | 35 | 29.4 | | 15 | 7 | 12 | 5 | 6 | 61 |
| at Purdue | 1/26 | 26 | 30 | 56 | L | 20 | 52 | .385 | 4 | 12 | .333 | 12 | 19 | .632 | 11 | 21 | 32 | 37.1 | -3 | 17 | 11 | 13 | 4 | 6 | 56 |
| | | 29 | 31 | 60 | | 21 | 56 | .375 | 7 | 20 | .350 | 11 | 14 | .786 | 12 | 23 | 35 | 29.7 | | 22 | 15 | 12 | 6 | 6 | 60 |
| INDIANA | 1/31 | 30 | 32 | 62 | W | 20 | 58 | .345 | 3 | 20 | .150 | 19 | 26 | .731 | 15 | 25 | 40 | 37.2 | -1 | 14 | 10 | 6 | 2 | 6 | 62 |
| | | 20 | 29 | 49 | | 18 | 54 | .333 | 3 | 21 | .143 | 10 | 12 | .833 | 11 | 30 | 41 | 30.3 | | 23 | 8 | 13 | 3 | 4 | 49 |
| at Minnesota | 2/3 | 39 | 24 | 63 | W | 22 | 45 | .489 | 7 | 16 | .438 | 12 | 16 | .750 | 9 | 22 | 31 | 36.9 | +4 | 12 | 12 | 18 | 5 | 12 | 63 |
| | | 23 | 24 | 47 | | 18 | 50 | .360 | 3 | 8 | .375 | 8 | 8 | 1.000 | 10 | 17 | 27 | 30.1 | | 19 | 12 | 18 | 7 | 10 | 47 |
| at Iowa | 2/6 | 26 | 34 | 60 | W | 20 | 46 | .435 | 5 | 11 | .455 | 15 | 20 | .750 | 9 | 22 | 31 | 36.6 | -4 | 15 | 5 | 7 | 4 | 3 | 60 |
| | | 29 | 25 | 54 | | 17 | 48 | .354 | 7 | 20 | .350 | 13 | 17 | .765 | 13 | 22 | 35 | 30.4 | | 18 | 11 | 9 | 2 | 3 | 54 |
| PURDUE | 2/9 | 32 | 35 | 67 | L | 17 | 52 | .327 | 3 | 18 | .167 | 30 | 33 | .909 | 19 | 24 | 43 | 36.9 | +22 | 17 | 9 | 18 | 2 | 6 | 67 |
| | | 42 | 30 | 72 | | 26 | 49 | .531 | 8 | 19 | .421 | 12 | 22 | .545 | 5 | 16 | 21 | 30.0 | | 25 | 11 | 11 | 5 | 8 | 72 |
| at Indiana | 2/13 | 36 | 32 | 68 | W | 27 | 63 | .429 | 11 | 26 | .423 | 3 | 5 | .600 | 13 | 19 | 32 | 36.7 | -1 | 16 | 11 | 9 | 2 | 1 | 68 |
| | | 37 | 29 | 66 | | 24 | 51 | .471 | 3 | 13 | .231 | 15 | 20 | .750 | 8 | 23 | 31 | 30.0 | | 14 | 6 | 5 | 4 | 5 | 66 |
| MINNESOTA | 2/16 | 27 | 38 | 65 | W | 17 | 39 | .436 | 6 | 19 | .316 | 25 | 33 | .758 | 7 | 25 | 32 | 36.5 | +2 | 17 | 8 | 10 | 4 | 5 | 65 |
| | | 26 | 30 | 56 | | 17 | 51 | .333 | 10 | 23 | .435 | 12 | 20 | .600 | 11 | 19 | 30 | 30.0 | | 25 | 10 | 9 | 0 | 7 | 56 |
| at Illinois | 2/20 | 34 | 37 | 71 | W | 23 | 50 | .460 | 7 | 14 | .500 | 18 | 24 | .750 | 4 | 21 | 25 | 36.1 | -9 | 23 | 11 | 8 | 1 | 8 | 71 |
| | | 25 | 32 | 57 | | 17 | 39 | .436 | 4 | 15 | .267 | 19 | 28 | .679 | 7 | 27 | 34 | 30.2 | | 21 | 6 | 20 | 2 | 2 | 57 |
| at Ohio State | 2/24 | 32 | 26 | 58 | W | 22 | 51 | .431 | 7 | 17 | .412 | 7 | 10 | .700 | 9 | 22 | 31 | 35.9 | -3 | 11 | 17 | 15 | 3 | 3 | 58 |
| | | 32 | 21 | 53 | | 20 | 54 | .370 | 5 | 17 | .294 | 8 | 9 | .889 | 12 | 22 | 34 | 30.3 | | 11 | 10 | 15 | 5 | 8 | 53 |
| MICHIGAN ST. | 2/28 | 28 | 29 | 57 | W | 19 | 49 | .388 | 8 | 16 | .500 | 11 | 14 | .786 | 5 | 26 | 31 | 35.7 | -6 | 9 | 12 | 1 | 4 | 3 | 57 |
| | | 22 | 20 | 42 | | 19 | 55 | .345 | 1 | 10 | .100 | 3 | 5 | .600 | 9 | 28 | 37 | 30.5 | | 14 | 10 | 6 | 5 | 1 | 42 |
| PENN STATE | 3/5 | 34 | 43 | 77 | W | 29 | 55 | .527 | 8 | 18 | .444 | 11 | 15 | .733 | 11 | 28 | 39 | 35.8 | +14 | 7</ | | | | | |

2008-09 GAME-BY-GAME STATISTICS (20-13, 10-8)

| Opponent | Date | Final | | | W/L | FG FGA Pct | | | 3-PTRS | | | FT FTA Pct | | | REBOUNDS | | | | | M | PF | A | TO | Blk | Stl | Pts |
|------------------|-------|-------|----|----|-----|------------|-----|------|--------|-----|------|------------|-----|-------|----------|----|----|------|-----|----|----|----|----|-----|-----|-----|
| | | 1 | 2 | | | 3FG | FGA | Pct | FT | FTA | Pct | Off | Def | Tot | | | | | | | | | | | | |
| L. BEACH ST. | 11/16 | 36 | 32 | 68 | W | 22 | 50 | .440 | 8 | 18 | .444 | 16 | 22 | .727 | 10 | 22 | 32 | 32.0 | +5 | 9 | 13 | 10 | 3 | 1 | 68 | |
| | | 33 | 28 | 61 | | 25 | 52 | .481 | 5 | 18 | .278 | 6 | 8 | .750 | 6 | 21 | 27 | 27.0 | | 22 | 14 | 10 | 2 | 6 | 61 | |
| SIU-EDWARD. | 11/18 | 40 | 48 | 88 | W | 35 | 59 | .593 | 8 | 15 | .533 | 10 | 15 | .667 | 9 | 26 | 35 | 33.5 | +9 | 11 | 21 | 10 | 6 | 7 | 88 | |
| | | 21 | 37 | 58 | | 21 | 55 | .382 | 8 | 17 | .471 | 8 | 10 | .800 | 8 | 18 | 26 | 26.5 | | 13 | 12 | 18 | 0 | 3 | 58 | |
| vs Iona | 11/21 | 28 | 24 | 60 | Wot | 15 | 48 | .313 | 5 | 21 | .238 | 25 | 34 | .735 | 13 | 25 | 38 | 35.0 | +8 | 24 | 7 | 19 | 2 | 6 | 60 | |
| | | 23 | 29 | 58 | | 21 | 51 | .412 | 7 | 20 | .350 | 9 | 15 | .600 | 6 | 24 | 30 | 27.7 | | | 31 | 12 | 18 | 1 | 4 | 58 |
| vs San Diego | 11/23 | 26 | 38 | 64 | W | 21 | 43 | .488 | 5 | 15 | .333 | 17 | 23 | .739 | 7 | 27 | 34 | 34.8 | +5 | 15 | 11 | 12 | 10 | 4 | 64 | |
| | | 20 | 29 | 49 | | 19 | 55 | .345 | 5 | 14 | .357 | 6 | 7 | .857 | 10 | 19 | 29 | 28.0 | | | 24 | 8 | 11 | 3 | 5 | 49 |
| vs Connecticut | 11/24 | 28 | 29 | 57 | L | 19 | 51 | .373 | 8 | 17 | .471 | 11 | 17 | .647 | 13 | 15 | 28 | 33.4 | -4 | 22 | 8 | 22 | 2 | 7 | 57 | |
| | | 38 | 38 | 76 | | 25 | 48 | .521 | 5 | 9 | .556 | 21 | 30 | .700 | 10 | 22 | 32 | 28.8 | | | 14 | 11 | 17 | 5 | 10 | 76 |
| MILWAUKEE | 11/29 | 37 | 30 | 67 | W | 22 | 50 | .440 | 5 | 15 | .333 | 18 | 26 | .692 | 10 | 26 | 36 | 33.8 | +11 | 13 | 13 | 6 | 3 | 3 | 67 | |
| | | 27 | 19 | 46 | | 16 | 45 | .356 | 4 | 19 | .211 | 10 | 12 | .833 | 4 | 21 | 25 | 28.2 | | | 20 | 8 | 11 | 1 | 2 | 46 |
| at Virginia Tech | 12/1 | 38 | 36 | 74 | W | 24 | 48 | .500 | 12 | 18 | .667 | 14 | 19 | .737 | 9 | 13 | 22 | 32.1 | -4 | 13 | 14 | 6 | 5 | 5 | 74 | |
| | | 30 | 42 | 72 | | 26 | 52 | .500 | 11 | 16 | .688 | 9 | 12 | .750 | 10 | 16 | 26 | 27.9 | | | 19 | 18 | 7 | 7 | 1 | 72 |
| at Marquette | 12/6 | 33 | 25 | 58 | L | 22 | 48 | .458 | 7 | 24 | .292 | 7 | 13 | .538 | 6 | 24 | 30 | 31.9 | -1 | 26 | 9 | 16 | 2 | 5 | 58 | |
| | | 27 | 34 | 61 | | 21 | 52 | .404 | 5 | 20 | .250 | 14 | 23 | .609 | 12 | 19 | 31 | 28.3 | | | 16 | 10 | 12 | 0 | 9 | 61 |
| IDAHO STATE | 12/9 | 29 | 31 | 60 | W | 20 | 53 | .377 | 5 | 22 | .227 | 15 | 22 | .682 | 15 | 18 | 33 | 32.0 | +7 | 9 | 9 | 7 | 2 | 5 | 60 | |
| | | 27 | 31 | 58 | | 25 | 48 | .521 | 4 | 13 | .308 | 4 | 8 | .500 | 5 | 21 | 26 | 28.0 | | | 21 | 16 | 10 | 3 | 4 | 58 |
| GREEN BAY | 12/13 | 39 | 38 | 77 | W | 25 | 48 | .521 | 5 | 10 | .500 | 22 | 34 | .647 | 8 | 31 | 39 | 32.7 | +10 | 18 | 12 | 11 | 3 | 6 | 77 | |
| | | 32 | 25 | 57 | | 18 | 52 | .346 | 5 | 14 | .357 | 16 | 22 | .727 | 6 | 23 | 29 | 28.1 | | | 23 | 8 | 11 | 2 | 4 | 57 |
| COPPIN ST. | 12/20 | 31 | 26 | 57 | W | 25 | 54 | .463 | 5 | 21 | .238 | 2 | 2 | 1.000 | 12 | 24 | 36 | 33.0 | +17 | 10 | 15 | 10 | 3 | 2 | 57 | |
| | | 23 | 23 | 46 | | 21 | 48 | .438 | 3 | 14 | .214 | 1 | 2 | .500 | 4 | 15 | 19 | 27.3 | | | 11 | 8 | 7 | 0 | 4 | 46 |
| TEXAS | 12/23 | 37 | 32 | 69 | L | 23 | 55 | .418 | 9 | 19 | .474 | 14 | 21 | .667 | 10 | 15 | 25 | 32.3 | -15 | 18 | 9 | 10 | 3 | 4 | 69 | |
| | | 39 | 35 | 74 | | 28 | 62 | .452 | 3 | 16 | .188 | 15 | 16 | .938 | 17 | 23 | 40 | 28.3 | | | 19 | 15 | 13 | 5 | 5 | 74 |
| at Michigan | 12/31 | 42 | 31 | 73 | W | 27 | 46 | .587 | 6 | 14 | .429 | 13 | 17 | .765 | 3 | 27 | 30 | 32.2 | +4 | 18 | 14 | 8 | 1 | 3 | 73 | |
| | | 31 | 30 | 61 | | 20 | 51 | .392 | 8 | 24 | .333 | 13 | 19 | .684 | 7 | 19 | 26 | 28.2 | | | 18 | 12 | 7 | 2 | 2 | 61 |
| PENN STATE | 1/3 | 34 | 31 | 65 | W | 24 | 54 | .444 | 5 | 14 | .357 | 12 | 15 | .800 | 6 | 26 | 32 | 32.1 | +1 | 10 | 11 | 4 | 2 | 2 | 65 | |
| | | 26 | 35 | 61 | | 24 | 55 | .436 | 5 | 16 | .313 | 8 | 11 | .727 | 6 | 25 | 31 | 28.4 | | | 18 | 8 | 6 | 3 | 1 | 61 |
| NORTHWESTERN | 1/7 | 30 | 44 | 74 | W | 27 | 54 | .500 | 6 | 15 | .400 | 14 | 22 | .636 | 12 | 30 | 42 | 32.8 | +14 | 15 | 16 | 10 | 5 | 7 | 74 | |
| | | 21 | 24 | 45 | | 16 | 51 | .314 | 3 | 17 | .176 | 10 | 15 | .667 | 8 | 20 | 28 | 28.3 | | | 18 | 8 | 11 | 0 | 5 | 45 |
| at Purdue | 1/11 | 26 | 26 | 52 | L | 21 | 56 | .375 | 6 | 20 | .300 | 4 | 6 | .667 | 11 | 18 | 29 | 32.6 | -5 | 16 | 10 | 8 | 4 | 2 | 52 | |
| | | 32 | 33 | 65 | | 23 | 53 | .434 | 6 | 17 | .353 | 13 | 19 | .684 | 11 | 23 | 34 | 28.7 | | | 13 | 11 | 4 | 2 | 5 | 65 |
| MINNESOTA | 1/15 | 33 | 29 | 74 | Lot | 23 | 60 | .383 | 5 | 24 | .208 | 23 | 28 | .821 | 14 | 20 | 34 | 32.6 | -1 | 19 | 12 | 18 | 6 | 8 | 74 | |
| | | 22 | 40 | 78 | | 29 | 60 | .483 | 5 | 13 | .385 | 15 | 18 | .833 | 10 | 25 | 35 | 29.1 | | | 23 | 7 | 18 | 6 | 9 | 78 |
| at Iowa | 1/21 | 24 | 36 | 69 | Lot | 28 | 59 | .475 | 5 | 21 | .238 | 8 | 10 | .800 | 12 | 20 | 32 | 32.6 | +4 | 25 | 9 | 10 | 0 | 4 | 69 | |
| | | 20 | 40 | 73 | | 20 | 43 | .465 | 7 | 21 | .333 | 26 | 35 | .743 | 7 | 21 | 28 | 29.0 | | | 18 | 12 | 9 | 2 | 5 | 73 |
| at Illinois | 1/24 | 25 | 32 | 57 | L | 21 | 59 | .356 | 6 | 21 | .286 | 9 | 13 | .692 | 12 | 20 | 32 | 32.6 | +2 | 15 | 12 | 7 | 1 | 7 | 57 | |
| | | 32 | 32 | 64 | | 21 | 42 | .500 | 4 | 10 | .400 | 18 | 22 | .818 | 3 | 27 | 30 | 29.1 | | | 14 | 12 | 12 | 4 | 1 | 64 |
| PURDUE | 1/27 | 30 | 33 | 63 | L | 22 | 51 | .431 | 11 | 18 | .611 | 8 | 9 | .889 | 8 | 15 | 23 | 32.1 | -3 | 15 | 15 | 10 | 2 | 8 | 63 | |
| | | 36 | 28 | 64 | | 25 | 42 | .595 | 6 | 13 | .462 | 8 | 12 | .667 | 4 | 22 | 26 | 28.9 | | | 12 | 14 | 12 | 3 | 8 | 64 |
| at Northwestern | 1/31 | 27 | 36 | 63 | L | 20 | 38 | .526 | 7 | 17 | .412 | 16 | 19 | .842 | 8 | 19 | 27 | 31.9 | +11 | 24 | 14 | 13 | 0 | 4 | 63 | |
| | | 27 | 39 | 66 | | 20 | 35 | .571 | 8 | 13 | .615 | 18 | 28 | .643 | 4 | 12 | 16 | 28.3 | | | 21 | 12 | 8 | 1 | 5 | 66 |
| ILLINOIS | 2/5 | 37 | 26 | 63 | W | 23 | 54 | .426 | 9 | 20 | .450 | 8 | 13 | .615 | 8 | 24 | 32 | 31.9 | -11 | 9 | 14 | 9 | 3 | 7 | 63 | |
| | | 25 | 25 | 50 | | 21 | 64 | .328 | 4 | 21 | .190 | 4 | 4 | 1.000 | 17 | 26 | 43 | 29.0 | | | 17 | 9 | 12 | 3 | 5 | 50 |
| at Penn State | 2/8 | 28 | 26 | 54 | W | 21 | 48 | .438 | 3 | 14 | .214 | 9 | 15 | .600 | 6 | 25 | 31 | 31.8 | +3 | 14 | 13 | 6 | 2 | 2 | 54 | |
| | | 21 | 23 | 44 | | 17 | 46 | .370 | 0 | 14 | .000 | 10 | 14 | .714 | 5 | 23 | 28 | 28.9 | | | 14 | 7 | 7 | 4 | 1 | 44 |
| IOWA | 2/11 | 36 | 33 | 69 | W | 26 | 49 | .531 | 7 | 12 | .583 | 10 | 14 | .714 | 10 | 17 | 27 | 31.6 | +6 | 15 | 14 | 6 | 3 | 6 | 69 | |
| | | 24 | 28 | 52 | | 19 | 38 | .500 | 6 | 16 | .375 | 8 | 14 | .571 | 5 | 16 | 21 | 28.6 | | | 16 | 4 | 14 | 0 | 5 | 52 |
| OHIO STATE | 2/14 | 24 | 31 | 55 | W | 20 | 55 | .364 | 4 | 18 | .222 | 11 | 14 | .786 | 15 | 17 | 32 | 31.6 | +10 | 9 | 11 | 10 | 0 | 10 | 55 | |
| | | 23 | 27 | 50 | | 21 | 38 | .553 | 2 | 9 | .222 | 6 | 10 | .600 | 3 | 19 | 22 | 28.3 | | | 16 | 10 | 19 | 4 | 3 | 50 |
| at Indiana | 2/19 | 31 | 37 | 68 | W | 25 | 51 | .490 | 7 | 14 | .500 | 11 | 15 | .733 | 8 | 20 | 28 | 31.5 | 0 | 16 | 9 | 7 | 0 | 5 | 68 | |
| | | 30 | 21 | 51 | | 17 | 42 | .405 | 2 | 11 | .182 | 15 | 19 | .789 | 7 | 21 | 28 | 28.3 | | | 15 | 6 | 15 | 1 | 1 | 51 |
| at Michigan St. | 2/22 | 31 | 19 | 50 | L | 15 | 48 | .313 | 7 | 21 | .333 | 13 | 16 | .813 | 8 | 17 | 25 | 31.3 | -12 | 14 | 9 | 11 | 3 | 6 | 50 | |
| | | 25 | 36 | 61 | | 24 | 51 | .471 | 2 | 9 | .222 | 11 | 16 | .688 | 13 | 24 | 37 | 28.6 | | | 17 | 16 | 14 | 2 | 6 | 61 |
| MICHIGAN | 3/1 | 32 | 28 | 60 | W | 22 | 42 | .524 | 4 | 11 | .364 | 12 | 18 | .667 | 8 | 24 | 32 | 31.3 | +10 | 13 | 13 | 11 | 3 | 2 | 60 | |
| | | 34 | 21 | 55 | | 21 | 49 | .429 | 6 | 21 | .286 | 7 | 10 | .700 | 6 | 16 | 22 | 28.4 | | | 18 | 10 | 7 | 0 | 5 | 55 |
| at Minnesota | 3/4 | 16 | 30 | 46 | L | 15 | 45 | .333 | 7 | 20 | .350 | 9 | 12 | .750 | 14 | 17 | 31 | 31.3 | +3 | 18 | 11 | 14 | 1 | 3 | 46 | |
| | | 23 | | | | | | | | | | | | | | | | | | | | | | | | |

2009-10 GAME-BY-GAME STATISTICS (24-9, 13-5)

| Opponent | Date | 1 | 2 | Final | W/L | FG | FGA | Pct | 3-PTRS | | | REBOUNDS | | | | PF | A | TO | Blk | Stl | Pts | | | |
|-----------------|-------|----|----|-------|-----|----|-----|------|--------|-----|------|----------|-----|------|-----|----|----|-----|-----|-----|-----|-----|-----|----|
| | | | | | | | | | 3FG | FGA | Pct | FT | FTA | Pct | Off | | | | | | | Def | Tot | M |
| IPFW | 11/15 | 39 | 36 | 75 | W | 28 | 49 | .571 | 6 | 18 | .333 | 13 | 17 | .765 | 7 | 26 | 33 | +11 | 16 | 13 | 13 | 11 | 7 | 75 |
| | | 18 | 28 | 46 | | 16 | 47 | .340 | 3 | 13 | .231 | 11 | 15 | .733 | 6 | 16 | 22 | | 20 | 7 | 14 | 0 | 3 | 46 |
| OAKLAND | 11/18 | 34 | 24 | 58 | W | 22 | 53 | .415 | 3 | 14 | .214 | 11 | 13 | .846 | 13 | 26 | 39 | +7 | 12 | 13 | 15 | 8 | 9 | 58 |
| | | 23 | 19 | 42 | | 15 | 55 | .273 | 3 | 19 | .158 | 9 | 10 | .900 | 13 | 19 | 32 | | 14 | 8 | 16 | 1 | 11 | 42 |
| vs Arizona | 11/23 | 31 | 34 | 65 | W | 22 | 61 | .361 | 4 | 18 | .222 | 17 | 29 | .586 | 14 | 27 | 41 | +3 | 24 | 9 | 8 | 3 | 5 | 65 |
| | | 23 | 38 | 61 | | 16 | 44 | .364 | 3 | 11 | .273 | 26 | 37 | .703 | 5 | 33 | 38 | | 30 | 5 | 14 | 5 | 5 | 61 |
| vs Gonzaga | 11/24 | 33 | 28 | 61 | L | 23 | 59 | .390 | 5 | 24 | .208 | 10 | 14 | .714 | 10 | 21 | 31 | -7 | 19 | 12 | 9 | 2 | 2 | 61 |
| | | 43 | 31 | 74 | | 25 | 53 | .472 | 3 | 11 | .273 | 21 | 25 | .840 | 8 | 30 | 38 | | 18 | 10 | 8 | 1 | 4 | 74 |
| vs Maryland | 11/25 | 37 | 41 | 78 | W | 26 | 53 | .491 | 10 | 22 | .455 | 16 | 20 | .800 | 11 | 22 | 33 | +5 | 18 | 14 | 15 | 2 | 5 | 78 |
| | | 27 | 42 | 69 | | 27 | 56 | .482 | 5 | 13 | .385 | 10 | 17 | .588 | 9 | 19 | 28 | | 20 | 9 | 9 | 3 | 10 | 69 |
| DUKE | 12/2 | 38 | 35 | 73 | W | 26 | 59 | .441 | 8 | 20 | .400 | 13 | 19 | .684 | 12 | 22 | 34 | +2 | 14 | 17 | 5 | 6 | 4 | 73 |
| | | 32 | 37 | 69 | | 24 | 53 | .453 | 6 | 14 | .429 | 15 | 16 | .938 | 8 | 24 | 32 | | 18 | 11 | 11 | 3 | 2 | 69 |
| GRAMBLING | 12/5 | 41 | 38 | 79 | W | 27 | 45 | .600 | 6 | 12 | .500 | 19 | 28 | .679 | 6 | 31 | 37 | +10 | 13 | 18 | 10 | 6 | 3 | 79 |
| | | 27 | 19 | 46 | | 16 | 55 | .291 | 3 | 11 | .273 | 11 | 14 | .786 | 11 | 16 | 27 | | 23 | 13 | 11 | 3 | 9 | 46 |
| at Green Bay | 12/9 | 37 | 38 | 84 | Lot | 24 | 53 | .453 | 7 | 19 | .368 | 29 | 40 | .725 | 14 | 26 | 40 | +8 | 22 | 14 | 18 | 3 | 7 | 84 |
| | | 39 | 36 | 88 | | 28 | 58 | .483 | 9 | 18 | .500 | 23 | 30 | .767 | 9 | 23 | 32 | | 26 | 9 | 10 | 6 | 11 | 88 |
| MARQUETTE | 12/12 | 40 | 32 | 72 | W | 23 | 52 | .442 | 3 | 10 | .300 | 23 | 33 | .697 | 10 | 20 | 30 | -2 | 18 | 8 | 7 | 4 | 7 | 72 |
| | | 31 | 32 | 63 | | 21 | 51 | .412 | 7 | 18 | .389 | 14 | 21 | .667 | 12 | 20 | 32 | | 27 | 6 | 13 | 3 | 1 | 63 |
| CAL POLY | 12/16 | 51 | 39 | 90 | W | 31 | 51 | .608 | 13 | 24 | .542 | 15 | 19 | .789 | 5 | 24 | 29 | +7 | 12 | 22 | 9 | 0 | 12 | 90 |
| | | 19 | 23 | 42 | | 17 | 47 | .362 | 4 | 14 | .286 | 4 | 5 | .800 | 5 | 17 | 22 | | 19 | 9 | 22 | 2 | 2 | 42 |
| MILWAUKEE | 12/23 | 41 | 27 | 68 | W | 23 | 51 | .451 | 4 | 16 | .250 | 18 | 20 | .900 | 9 | 22 | 31 | +6 | 13 | 10 | 6 | 4 | 1 | 68 |
| | | 29 | 29 | 58 | | 23 | 50 | .460 | 6 | 15 | .400 | 6 | 12 | .500 | 6 | 19 | 25 | | 22 | 13 | 7 | 0 | 4 | 58 |
| ILL-CHICAGO | 12/27 | 35 | 44 | 79 | W | 29 | 56 | .518 | 11 | 23 | .478 | 10 | 14 | .714 | 13 | 27 | 40 | +21 | 11 | 16 | 9 | 2 | 5 | 79 |
| | | 19 | 24 | 43 | | 18 | 50 | .360 | 3 | 14 | .214 | 4 | 6 | .667 | 6 | 13 | 19 | | 17 | 5 | 12 | 0 | 5 | 43 |
| OHIO STATE | 12/31 | 34 | 31 | 65 | W | 21 | 45 | .467 | 10 | 21 | .476 | 13 | 16 | .813 | 6 | 28 | 34 | +9 | 16 | 15 | 11 | 3 | 6 | 65 |
| | | 25 | 18 | 43 | | 14 | 43 | .326 | 4 | 13 | .308 | 11 | 19 | .579 | 4 | 21 | 25 | | 16 | 5 | 12 | 4 | 8 | 43 |
| at Penn State | 1/3 | 34 | 29 | 63 | W | 23 | 49 | .469 | 8 | 20 | .400 | 9 | 12 | .750 | 5 | 29 | 34 | -1 | 17 | 13 | 7 | 1 | 4 | 63 |
| | | 22 | 24 | 46 | | 17 | 48 | .354 | 5 | 19 | .263 | 7 | 19 | .368 | 9 | 26 | 35 | | 15 | 11 | 10 | 0 | 4 | 46 |
| at Michigan St. | 1/6 | 20 | 27 | 47 | L | 17 | 51 | .333 | 5 | 23 | .217 | 8 | 12 | .667 | 6 | 21 | 27 | -14 | 21 | 10 | 10 | 3 | 8 | 47 |
| | | 22 | 32 | 54 | | 16 | 42 | .381 | 2 | 4 | .500 | 20 | 30 | .667 | 11 | 30 | 41 | | 15 | 11 | 14 | 1 | 3 | 54 |
| PURDUE | 1/9 | 30 | 43 | 73 | W | 23 | 56 | .411 | 5 | 19 | .263 | 22 | 27 | .815 | 10 | 29 | 39 | +7 | 20 | 9 | 8 | 4 | 4 | 73 |
| | | 29 | 37 | 66 | | 25 | 53 | .472 | 3 | 10 | .300 | 13 | 24 | .542 | 5 | 27 | 32 | | 25 | 11 | 10 | 3 | 3 | 66 |
| at Northwestern | 1/13 | 27 | 33 | 60 | W | 20 | 52 | .385 | 7 | 26 | .269 | 13 | 17 | .765 | 15 | 23 | 38 | +9 | 15 | 14 | 5 | 3 | 2 | 60 |
| | | 27 | 23 | 50 | | 18 | 45 | .400 | 5 | 12 | .417 | 9 | 16 | .563 | 9 | 20 | 29 | | 17 | 13 | 6 | 3 | 1 | 50 |
| at Ohio State | 1/16 | 22 | 29 | 51 | L | 19 | 47 | .404 | 9 | 26 | .346 | 4 | 5 | .800 | 8 | 19 | 27 | 0 | 17 | 7 | 14 | 2 | 3 | 51 |
| | | 34 | 26 | 60 | | 24 | 46 | .522 | 3 | 6 | .500 | 9 | 12 | .750 | 6 | 21 | 27 | | 16 | 10 | 11 | 2 | 5 | 60 |
| MICHIGAN | 1/20 | 18 | 36 | 54 | W | 18 | 53 | .340 | 4 | 24 | .167 | 14 | 17 | .824 | 9 | 24 | 33 | -1 | 12 | 9 | 5 | 3 | 6 | 54 |
| | | 21 | 27 | 48 | | 17 | 47 | .362 | 6 | 19 | .316 | 8 | 11 | .727 | 6 | 28 | 34 | | 18 | 9 | 12 | 2 | 4 | 48 |
| PENN STATE | 1/24 | 25 | 35 | 79 | Wot | 26 | 60 | .433 | 10 | 33 | .303 | 17 | 19 | .895 | 5 | 19 | 24 | -14 | 12 | 15 | 5 | 9 | 12 | 79 |
| | | 33 | 27 | 71 | | 29 | 56 | .518 | 7 | 15 | .467 | 6 | 8 | .750 | 8 | 30 | 38 | | 17 | 13 | 18 | 1 | 1 | 71 |
| at Purdue | 1/28 | 25 | 32 | 57 | L | 20 | 50 | .400 | 9 | 23 | .391 | 8 | 14 | .571 | 7 | 18 | 25 | -12 | 16 | 13 | 9 | 1 | 7 | 57 |
| | | 27 | 33 | 60 | | 24 | 49 | .490 | 2 | 5 | .400 | 10 | 15 | .667 | 11 | 26 | 37 | | 16 | 11 | 13 | 3 | 5 | 60 |
| MICHIGAN ST. | 2/2 | 38 | 29 | 67 | W | 28 | 55 | .509 | 9 | 26 | .346 | 2 | 4 | .500 | 8 | 18 | 26 | -7 | 14 | 17 | 5 | 2 | 6 | 67 |
| | | 23 | 26 | 49 | | 17 | 46 | .370 | 2 | 9 | .222 | 13 | 16 | .813 | 12 | 21 | 33 | | 15 | 11 | 13 | 1 | 5 | 49 |
| at Michigan | 2/6 | 40 | 22 | 62 | W | 22 | 41 | .537 | 11 | 21 | .524 | 7 | 12 | .583 | 8 | 21 | 29 | +10 | 14 | 13 | 11 | 1 | 2 | 62 |
| | | 26 | 18 | 44 | | 17 | 39 | .436 | 2 | 11 | .182 | 8 | 14 | .571 | 4 | 15 | 19 | | 11 | 9 | 8 | 0 | 3 | 44 |
| ILLINOIS | 2/9 | 35 | 21 | 56 | L | 20 | 56 | .357 | 11 | 29 | .379 | 5 | 9 | .556 | 10 | 17 | 27 | -8 | 15 | 9 | 6 | 2 | 6 | 56 |
| | | 33 | 30 | 63 | | 24 | 45 | .533 | 4 | 11 | .364 | 11 | 15 | .733 | 7 | 28 | 35 | | 15 | 8 | 10 | 3 | 4 | 63 |
| INDIANA | 2/13 | 46 | 37 | 83 | W | 32 | 63 | .508 | 10 | 25 | .400 | 9 | 11 | .818 | 15 | 18 | 33 | +7 | 17 | 18 | 10 | 3 | 8 | 83 |
| | | 24 | 31 | 55 | | 20 | 43 | .465 | 4 | 7 | .571 | 11 | 16 | .688 | 8 | 18 | 26 | | 18 | 10 | 21 | 0 | 4 | 55 |
| at Minnesota | 2/18 | 26 | 26 | 52 | L | 18 | 59 | .305 | 11 | 30 | .367 | 5 | 7 | .714 | 14 | 14 | 28 | -13 | 25 | 11 | 5 | 2 | 5 | 52 |
| | | 35 | 33 | 68 | | 20 | 42 | .476 | 5 | 9 | .556 | 23 | 28 | .821 | 12 | 29 | 41 | | 11 | 11 | 11 | 5 | 4 | 68 |
| NORTHWESTERN | 2/21 | 43 | 27 | 70 | W | 20 | 39 | .513 | 7 | 20 | .350 | 23 | 29 | .793 | 8 | 17 | 25 | +9 | 19 | 12 | 9 | 6 | 3 | 70 |
| | | 29 | 34 | 63 | | 21 | 42 | .500 | 4 | 13 | .308 | 17 | 22 | .773 | 4 | 12 | 16 | | 21 | 10 | 6 | 0 | 4 | 63 |
| at Indiana | 2/25 | 39 | 39 | 78 | W | 29 | 53 | .547 | 8 | 11 | .727 | 12 | 15 | .800 | 8 | 24 | 32 | +1 | 18 | 11 | 14 | 9 | 7 | 78 |
| | | 22 | 24 | 46 | | 18 | 51 | .353 | 0 | 5 | .000 | 10 | 20 | .500 | 14 | 17 | 31 | | 17 | 8 | 18 | 5 | 7 | 46 |
| IOWA | 3/3 | 36 | 31 | 67 | W | 28 | 51 | .549 | 6 | 12 | .500 | 5 | 6 | .833 | 8 | 25 | 33 | +13 | 10 | 16 | 7 | 6 | 5 | 67 |
| | | 16 | 24 | 40 | | 16 | 43 | .372 | 3 | 15 | .200 | 5 | 10 | .500 | 5 | 15 | 20 | | 6 | 6 | 12 | 2 | 3 | 40 |
| at Illinois | 3/7 | 33 | 39 | 72 | W | 26 | 62 | .419 | 7 | 18 | .389 | 13 | 20 | .650 | 17 | 23 | 40 | +10 | 19 | 8 | 5 | 0 | 2 | 72 |
| | | 27 | 30 | 57 | | 16 | 45 | .356 | 5 | 16 | .313 | 20 | 23 | .870 | 8 | 22 | 30 | | 18 | 9 | 8 | | | |

2010-II GAME-BY-GAME STATISTICS (25-9, 13-5)

| Opponent | Date | 1 | 2 | Final | W/L | 3-PTRS | | | | | | REBOUNDS | | | | PF | A | TO | Blk | Stl | Pts | | | |
|-------------------|-------|----|----|-------|-----|--------|-----|------|-----|-----|------|----------|-----|-------|-----|----|----|-----|-----|-----|-----|-----|-----|----|
| | | | | | | FG | FGA | Pct | 3FG | FGA | Pct | FT | FTA | Pct | Off | | | | | | | Def | Tot | M |
| P. VIEW A&M | 11/14 | 41 | 58 | 99 | W | 34 | 68 | .500 | 13 | 31 | .419 | 18 | 22 | .818 | 24 | 27 | 51 | +35 | 11 | 22 | 12 | 5 | 9 | 99 |
| | | 31 | 24 | 55 | | 21 | 50 | .420 | 7 | 18 | .389 | 6 | 8 | .750 | 3 | 13 | 16 | | 22 | 9 | 15 | 1 | 5 | 55 |
| N. DAKOTA | 11/16 | 41 | 44 | 85 | W | 31 | 50 | .620 | 5 | 11 | .455 | 18 | 21 | .857 | 9 | 22 | 31 | +11 | 18 | 20 | 13 | 2 | 5 | 85 |
| | | 21 | 32 | 53 | | 18 | 47 | .383 | 4 | 13 | .308 | 13 | 19 | .684 | 10 | 10 | 20 | | 18 | 5 | 16 | 1 | 8 | 53 |
| at UNLV | 11/20 | 33 | 32 | 65 | L | 19 | 52 | .365 | 6 | 20 | .300 | 21 | 26 | .808 | 14 | 23 | 37 | +8 | 19 | 9 | 15 | 3 | 1 | 65 |
| | | 34 | 34 | 68 | | 24 | 49 | .490 | 9 | 18 | .500 | 11 | 17 | .647 | 7 | 22 | 29 | | 23 | 13 | 12 | 3 | 8 | 68 |
| vs Manhattan | 11/25 | 17 | 33 | 50 | W | 21 | 58 | .362 | 5 | 21 | .238 | 3 | 5 | .600 | 12 | 28 | 40 | +3 | 12 | 15 | 8 | 3 | 6 | 50 |
| | | 10 | 25 | 35 | | 14 | 49 | .286 | 2 | 7 | .286 | 5 | 10 | .500 | 10 | 27 | 37 | | 13 | 6 | 12 | 0 | 3 | 35 |
| vs Boston College | 11/26 | 26 | 39 | 65 | W | 26 | 57 | .456 | 3 | 16 | .188 | 10 | 13 | .769 | 12 | 21 | 33 | +2 | 9 | 9 | 3 | 5 | 2 | 65 |
| | | 29 | 26 | 55 | | 21 | 54 | .389 | 7 | 24 | .292 | 6 | 7 | .857 | 10 | 21 | 31 | | 17 | 10 | 9 | 4 | 2 | 55 |
| vs Notre Dame | 11/28 | 19 | 32 | 51 | L | 20 | 57 | .351 | 7 | 23 | .304 | 4 | 4 | 1.000 | 6 | 22 | 28 | -15 | 22 | 14 | 4 | 5 | 5 | 51 |
| | | 22 | 36 | 58 | | 17 | 48 | .354 | 4 | 14 | .286 | 20 | 25 | .800 | 13 | 30 | 43 | | 8 | 7 | 9 | 3 | 1 | 58 |
| NC STATE | 12/01 | 44 | 43 | 87 | W | 28 | 56 | .500 | 11 | 20 | .550 | 20 | 26 | .769 | 14 | 27 | 41 | +11 | 11 | 17 | 6 | 4 | 5 | 87 |
| | | 21 | 27 | 48 | | 18 | 57 | .316 | 4 | 13 | .308 | 8 | 13 | .615 | 13 | 17 | 30 | | 21 | 9 | 13 | 1 | 5 | 48 |
| S. DAKOTA | 12/04 | 42 | 34 | 76 | W | 29 | 64 | .453 | 12 | 31 | .387 | 6 | 9 | .667 | 14 | 23 | 37 | +3 | 7 | 20 | 9 | 5 | 7 | 76 |
| | | 37 | 24 | 61 | | 21 | 55 | .382 | 7 | 18 | .382 | 12 | 14 | .857 | 10 | 24 | 34 | | 13 | 8 | 12 | 2 | 8 | 61 |
| MILWAUKEE | 12/08 | 34 | 27 | 61 | W | 23 | 50 | .460 | 5 | 15 | .333 | 10 | 12 | .833 | 11 | 26 | 37 | +18 | 17 | 11 | 13 | 5 | 3 | 61 |
| | | 15 | 25 | 40 | | 12 | 39 | .308 | 3 | 7 | .429 | 13 | 21 | .619 | 5 | 14 | 19 | | 15 | 4 | 15 | 2 | 2 | 40 |
| at Marquette | 12/11 | 32 | 37 | 69 | W | 26 | 57 | .456 | 6 | 19 | .316 | 11 | 14 | .786 | 15 | 17 | 32 | +4 | 19 | 14 | 10 | 3 | 3 | 69 |
| | | 30 | 34 | 64 | | 22 | 46 | .478 | 4 | 9 | .444 | 16 | 22 | .727 | 10 | 18 | 28 | | 17 | 10 | 10 | 4 | 5 | 64 |
| GREEN BAY | 12/13 | 33 | 37 | 70 | W | 21 | 43 | .488 | 10 | 17 | .588 | 18 | 22 | .818 | 8 | 22 | 30 | 0 | 11 | 14 | 11 | 8 | 1 | 70 |
| | | 21 | 35 | 56 | | 23 | 57 | .404 | 4 | 15 | .267 | 6 | 7 | .857 | 12 | 18 | 30 | | 22 | 9 | 10 | 3 | 6 | 56 |
| COPPIN STATE | 12/23 | 47 | 33 | 80 | W | 27 | 56 | .482 | 17 | 38 | .447 | 9 | 13 | .692 | 12 | 22 | 34 | +11 | 12 | 17 | 5 | 3 | 3 | 80 |
| | | 28 | 28 | 56 | | 22 | 49 | .449 | 6 | 12 | .500 | 6 | 9 | .667 | 6 | 17 | 23 | | 14 | 2 | 9 | 0 | 3 | 56 |
| MINNESOTA | 12/28 | 33 | 35 | 68 | W | 21 | 51 | .412 | 9 | 24 | .375 | 17 | 18 | .944 | 4 | 20 | 24 | -18 | 16 | 14 | 2 | 9 | 2 | 68 |
| | | 29 | 31 | 60 | | 23 | 59 | .390 | 3 | 12 | .250 | 11 | 15 | .733 | 17 | 25 | 42 | | 18 | 16 | 8 | 2 | 1 | 60 |
| at Illinois | 1/2 | 34 | 27 | 61 | L | 21 | 60 | .350 | 10 | 35 | .286 | 9 | 12 | .750 | 11 | 14 | 25 | -9 | 20 | 13 | 3 | 2 | 3 | 61 |
| | | 37 | 32 | 69 | | 23 | 41 | .561 | 6 | 12 | .500 | 17 | 22 | .773 | 6 | 28 | 34 | | 15 | 14 | 12 | 3 | 2 | 69 |
| MICHIGAN | 1/05 | 26 | 40 | 66 | W | 21 | 44 | .477 | 9 | 19 | .474 | 15 | 18 | .833 | 5 | 24 | 29 | +8 | 11 | 12 | 8 | 1 | 4 | 66 |
| | | 28 | 22 | 50 | | 17 | 43 | .395 | 8 | 21 | .381 | 8 | 8 | 1.000 | 2 | 19 | 21 | | 18 | 11 | 10 | 0 | 3 | 50 |
| at Michigan St. | 1/11 | 23 | 30 | 61 | Lot | 21 | 55 | .382 | 8 | 20 | .400 | 11 | 12 | .917 | 9 | 21 | 30 | -9 | 20 | 12 | 11 | 4 | 6 | 61 |
| | | 20 | 33 | 64 | | 21 | 53 | .396 | 5 | 16 | .313 | 17 | 25 | .680 | 13 | 26 | 39 | | 16 | 15 | 11 | 5 | 5 | 64 |
| ILLINOIS | 1/15 | 27 | 49 | 76 | W | 18 | 46 | .391 | 6 | 20 | .300 | 34 | 41 | .829 | 11 | 24 | 35 | 0 | 24 | 7 | 7 | 4 | 1 | 76 |
| | | 25 | 41 | 66 | | 16 | 53 | .302 | 4 | 16 | .250 | 30 | 36 | .833 | 15 | 20 | 35 | | 30 | 9 | 7 | 1 | 3 | 66 |
| INDIANA | 1/20 | 30 | 39 | 69 | W | 24 | 49 | .490 | 5 | 16 | .313 | 16 | 17 | .941 | 5 | 21 | 26 | 0 | 12 | 12 | 5 | 5 | 3 | 69 |
| | | 34 | 26 | 60 | | 25 | 49 | .510 | 2 | 7 | .286 | 8 | 11 | .727 | 6 | 20 | 26 | | 17 | 4 | 7 | 1 | 2 | 60 |
| at Northwestern | 1/23 | 45 | 33 | 78 | W | 31 | 56 | .554 | 12 | 26 | .462 | 4 | 5 | .800 | 10 | 22 | 32 | +14 | 15 | 22 | 3 | 1 | 4 | 78 |
| | | 26 | 20 | 46 | | 17 | 41 | .415 | 2 | 10 | .200 | 10 | 10 | .769 | 3 | 15 | 18 | | 10 | 9 | 5 | 2 | 2 | 46 |
| at Penn State | 1/29 | 29 | 23 | 52 | L | 22 | 52 | .423 | 6 | 20 | .300 | 2 | 3 | .667 | 7 | 18 | 25 | -4 | 20 | 11 | 8 | 1 | 2 | 52 |
| | | 20 | 36 | 56 | | 19 | 40 | .475 | 6 | 17 | .353 | 12 | 20 | .600 | 8 | 21 | 29 | | 10 | 7 | 10 | 2 | 5 | 56 |
| PURDUE | 2/1 | 27 | 39 | 66 | W | 23 | 55 | .418 | 7 | 18 | .389 | 13 | 16 | .813 | 12 | 20 | 32 | +7 | 11 | 10 | 7 | 1 | 8 | 66 |
| | | 19 | 40 | 59 | | 23 | 48 | .479 | 5 | 13 | .385 | 8 | 9 | .889 | 4 | 21 | 25 | | 19 | 10 | 13 | 5 | 6 | 59 |
| MICHIGAN ST. | 2/6 | 43 | 39 | 82 | W | 23 | 39 | .590 | 11 | 17 | .647 | 25 | 26 | .962 | 4 | 20 | 24 | +6 | 16 | 10 | 8 | 0 | 2 | 82 |
| | | 25 | 31 | 56 | | 20 | 46 | .435 | 3 | 14 | .214 | 13 | 16 | .813 | 6 | 12 | 18 | | 20 | 9 | 7 | 0 | 3 | 56 |
| at Iowa | 2/9 | 18 | 35 | 62 | Wot | 24 | 68 | .353 | 8 | 29 | .276 | 6 | 7 | .857 | 16 | 26 | 42 | +3 | 11 | 19 | 8 | 4 | 3 | 62 |
| | | 23 | 30 | 59 | | 25 | 60 | .417 | 1 | 7 | .143 | 8 | 9 | .889 | 10 | 29 | 39 | | 10 | 14 | 10 | 4 | 4 | 59 |
| OHIO STATE | 2/12 | 26 | 45 | 71 | W | 25 | 49 | .510 | 12 | 24 | .500 | 9 | 13 | .692 | 6 | 18 | 24 | -1 | 17 | 11 | 9 | 2 | 2 | 71 |
| | | 28 | 39 | 67 | | 25 | 46 | .543 | 3 | 9 | .333 | 14 | 16 | .875 | 4 | 21 | 25 | | 14 | 12 | 7 | 2 | 5 | 67 |
| at Purdue | 2/16 | 25 | 37 | 62 | L | 24 | 59 | .407 | 3 | 19 | .158 | 11 | 13 | .846 | 14 | 24 | 38 | +8 | 16 | 10 | 8 | 1 | 1 | 62 |
| | | 31 | 39 | 70 | | 24 | 56 | .429 | 5 | 16 | .313 | 17 | 19 | .895 | 10 | 20 | 30 | | 13 | 11 | 4 | 5 | 4 | 70 |
| PENN STATE | 2/20 | 32 | 44 | 76 | W | 25 | 46 | .543 | 8 | 15 | .533 | 18 | 21 | .857 | 9 | 19 | 28 | +7 | 12 | 17 | 7 | 2 | 2 | 76 |
| | | 19 | 47 | 66 | | 26 | 49 | .531 | 11 | 22 | .500 | 3 | 5 | .600 | 6 | 15 | 21 | | 18 | 11 | 10 | 0 | 4 | 66 |
| at Michigan | 2/23 | 30 | 23 | 53 | W | 21 | 58 | .362 | 8 | 29 | .276 | 3 | 3 | 1.000 | 9 | 23 | 32 | +2 | 13 | 11 | 5 | 2 | 4 | 53 |
| | | 31 | 21 | 52 | | 20 | 41 | .488 | 7 | 13 | .538 | 5 | 11 | .455 | 2 | 28 | 30 | | 12 | 12 | 11 | 1 | 2 | 52 |
| NORTHWESTERN | 2/27 | 43 | 35 | 78 | W | 27 | 47 | .574 | 8 | 19 | .421 | 16 | 20 | .800 | 6 | 21 | 27 | +8 | 14 | 12 | 6 | 0 | 3 | 78 |
| | | 30 | 33 | 63 | | 22 | 47 | .468 | 11 | 21 | .524 | 8 | 11 | .727 | 3 | 16 | 19 | | 20 | 12 | 6 | 1 | 4 | 63 |
| at Indiana | 3/3 | 32 | 45 | 77 | W | 24 | 49 | .490 | 9 | 16 | .563 | 20 | 22 | .909 | 9 | 21 | 30 | +5 | 22 | 7 | 4 | 1 | 2 | 77 |
| | | 28 | 39 | 67 | | 22 | 47 | .468 | 2 | 11 | .182 | 21 | 26 | .808 | 9 | 16 | 25 | | 19 | 5 | 5 | 0 | 0 | 67 |
| at Ohio State | 3/6 | 32 | 33 | 65 | L | 25 | 60 | .417 | 9 | 24 | .375 | 6 | 9 | .667 | 13 | 13 | 26 | -4 | 17 | 10 | 6 | 5 | 1 | 65 |
| | | 47 | 46 | 93 | | 32 | 47 | .681 | 14 | 15 | .933 | 15 | 20 | .750 | 5 | 25 | 30 | | 12 | 18 | 7 | 0 | 2 | 93 |

2011-12 GAME-BY-GAME STATISTICS (26-10, 12-6)

| Opponent | Date | 1 | 2 | Final | W/L | FG | FGA | Pct | 3-PTRS | | | REBOUNDS | | | | | PF | A | TO | Blk | Stl | Pts | | |
|-----------------|-------|----|----|-------|-----|----|-----|------|--------|-----|------|----------|-----|-------|----|----|----|-----|----|-----|-----|-----|----|----|
| | | | | | | | | | 3FG | FGA | Pct | Off | Def | Tot | M | | | | | | | | | |
| KENNESAW ST. | 11/12 | 41 | 44 | 85 | W | 30 | 51 | .588 | 15 | 25 | .600 | 10 | 13 | .769 | 9 | 32 | 41 | +21 | 12 | 23 | 10 | 3 | 7 | 85 |
| | | 8 | 23 | 31 | | 10 | 43 | .233 | 2 | 10 | .200 | 9 | 16 | .563 | 5 | 15 | 20 | | 16 | 2 | 12 | 3 | 7 | 31 |
| COLGATE | 11/16 | 42 | 26 | 68 | W | 27 | 61 | .443 | 10 | 23 | .435 | 4 | 14 | .286 | 16 | 27 | 43 | +14 | 13 | 8 | 5 | 2 | 11 | 68 |
| | | 20 | 21 | 41 | | 16 | 46 | .348 | 3 | 11 | .273 | 6 | 12 | .500 | 5 | 24 | 29 | | 17 | 7 | 13 | 6 | 1 | 41 |
| WOFFORD | 11/19 | 32 | 37 | 69 | W | 28 | 56 | .500 | 9 | 23 | .391 | 4 | 4 | 1.000 | 11 | 32 | 43 | +21 | 9 | 19 | 8 | 4 | 3 | 69 |
| | | 12 | 21 | 33 | | 13 | 49 | .265 | 4 | 19 | .211 | 3 | 9 | .333 | 6 | 16 | 22 | | 12 | 7 | 9 | 0 | 5 | 33 |
| UMKC | 11/22 | 41 | 36 | 77 | W | 30 | 58 | .517 | 13 | 27 | .481 | 4 | 8 | .500 | 8 | 37 | 45 | +20 | 9 | 18 | 8 | 7 | 3 | 77 |
| | | 18 | 13 | 31 | | 11 | 53 | .208 | 5 | 13 | .385 | 4 | 5 | .800 | 5 | 20 | 25 | | 14 | 3 | 11 | 3 | 3 | 31 |
| vs Bradley | 11/25 | 34 | 32 | 66 | W | 25 | 59 | .424 | 8 | 22 | .364 | 8 | 12 | .667 | 11 | 29 | 40 | +6 | 13 | 16 | 10 | 4 | 10 | 66 |
| | | 24 | 19 | 43 | | 18 | 53 | .340 | 1 | 7 | .143 | 6 | 12 | .500 | 10 | 24 | 34 | | 13 | 4 | 17 | 3 | 5 | 43 |
| at N. Carolina | 11/30 | 24 | 33 | 57 | L | 23 | 64 | .359 | 8 | 28 | .286 | 3 | 6 | .500 | 10 | 19 | 29 | -13 | 21 | 6 | 4 | 4 | 9 | 57 |
| | | 25 | 35 | 60 | | 19 | 45 | .422 | 3 | 9 | .333 | 19 | 24 | .792 | 10 | 32 | 42 | | 12 | 9 | 14 | 6 | 2 | 60 |
| MARQUETTE | 12/3 | 22 | 32 | 54 | L | 16 | 50 | .320 | 5 | 19 | .263 | 17 | 21 | .810 | 9 | 23 | 32 | -12 | 18 | 8 | 12 | 3 | 5 | 54 |
| | | 32 | 29 | 61 | | 23 | 60 | .383 | 2 | 11 | .182 | 13 | 19 | .684 | 17 | 27 | 44 | | 21 | 7 | 13 | 3 | 3 | 61 |
| GREEN BAY | 12/7 | 33 | 37 | 70 | W | 27 | 59 | .458 | 3 | 17 | .176 | 13 | 19 | .684 | 13 | 23 | 36 | -1 | 11 | 16 | 6 | 7 | 8 | 70 |
| | | 21 | 21 | 42 | | 18 | 56 | .321 | 2 | 12 | .167 | 4 | 5 | .800 | 15 | 22 | 37 | | 22 | 6 | 16 | 3 | 1 | 42 |
| UNLV | 12/10 | 36 | 26 | 62 | W | 20 | 54 | .370 | 10 | 26 | .385 | 12 | 18 | .667 | 10 | 24 | 34 | +2 | 11 | 12 | 10 | 0 | 8 | 62 |
| | | 23 | 28 | 51 | | 18 | 46 | .391 | 5 | 12 | .417 | 10 | 14 | .714 | 5 | 27 | 32 | | 17 | 8 | 15 | 1 | 5 | 51 |
| at Milwaukee | 12/13 | 31 | 29 | 60 | W | 19 | 46 | .413 | 6 | 14 | .429 | 16 | 20 | .800 | 6 | 26 | 32 | -2 | 12 | 9 | 7 | 3 | 1 | 60 |
| | | 20 | 34 | 54 | | 21 | 55 | .382 | 5 | 22 | .227 | 7 | 17 | .412 | 11 | 23 | 34 | | 16 | 11 | 6 | 1 | 5 | 54 |
| SAVANNAH ST. | 12/15 | 32 | 34 | 66 | W | 25 | 44 | .568 | 3 | 8 | .375 | 13 | 19 | .684 | 8 | 20 | 28 | +4 | 10 | 7 | 7 | 6 | 9 | 66 |
| | | 14 | 19 | 33 | | 15 | 46 | .326 | 0 | 3 | .000 | 3 | 5 | .600 | 12 | 12 | 24 | | 17 | 5 | 16 | 3 | 4 | 33 |
| MISS. VAL. ST. | 12/23 | 39 | 40 | 79 | W | 22 | 44 | .500 | 4 | 10 | .400 | 31 | 44 | .705 | 9 | 30 | 39 | +16 | 15 | 12 | 13 | 3 | 7 | 79 |
| | | 22 | 23 | 45 | | 14 | 48 | .292 | 4 | 14 | .286 | 13 | 17 | .765 | 6 | 17 | 23 | | 29 | 9 | 17 | 0 | 7 | 45 |
| at Nebraska | 12/27 | 33 | 31 | 64 | W | 24 | 47 | .511 | 11 | 21 | .524 | 5 | 5 | 1.000 | 6 | 24 | 30 | +2 | 11 | 13 | 7 | 2 | 6 | 64 |
| | | 26 | 14 | 40 | | 15 | 49 | .306 | 3 | 13 | .231 | 7 | 9 | .778 | 11 | 17 | 28 | | 10 | 9 | 9 | 1 | 5 | 40 |
| IOWA | 12/31 | 31 | 34 | 65 | L | 24 | 69 | .348 | 3 | 28 | .107 | 14 | 17 | .824 | 17 | 22 | 39 | -2 | 18 | 9 | 8 | 5 | 3 | 65 |
| | | 31 | 41 | 72 | | 29 | 59 | .492 | 2 | 6 | .333 | 12 | 17 | .706 | 12 | 29 | 41 | | 17 | 10 | 10 | 4 | 2 | 72 |
| MICHIGAN ST. | 1/3 | 22 | 28 | 60 | Lot | 18 | 54 | .333 | 5 | 22 | .227 | 19 | 27 | .704 | 10 | 23 | 33 | -8 | 19 | 5 | 8 | 4 | 3 | 60 |
| | | 21 | 29 | 63 | | 24 | 60 | .400 | 2 | 5 | .400 | 13 | 20 | .650 | 12 | 29 | 41 | | 22 | 10 | 9 | 5 | 4 | 63 |
| at Michigan | 1/8 | 19 | 22 | 41 | L | 16 | 51 | .314 | 7 | 20 | .350 | 2 | 5 | .400 | 11 | 18 | 29 | -9 | 16 | 6 | 12 | 2 | 6 | 41 |
| | | 25 | 34 | 59 | | 19 | 48 | .396 | 4 | 15 | .267 | 17 | 20 | .850 | 12 | 26 | 38 | | 9 | 6 | 9 | 0 | 7 | 59 |
| at Purdue | 1/12 | 34 | 33 | 67 | W | 19 | 40 | .475 | 9 | 20 | .450 | 20 | 24 | .833 | 5 | 31 | 36 | +4 | 17 | 13 | 12 | 4 | 1 | 67 |
| | | 22 | 40 | 62 | | 21 | 61 | .344 | 8 | 24 | .333 | 12 | 22 | .545 | 13 | 19 | 32 | | 21 | 12 | 3 | 0 | 4 | 62 |
| NEBRASKA | 1/15 | 24 | 26 | 50 | W | 15 | 48 | .313 | 2 | 18 | .111 | 18 | 24 | .750 | 17 | 25 | 42 | +14 | 7 | 5 | 12 | 3 | 5 | 50 |
| | | 21 | 24 | 45 | | 19 | 54 | .352 | 5 | 19 | .263 | 2 | 2 | 1.000 | 9 | 19 | 28 | | 19 | 7 | 7 | 2 | 7 | 45 |
| NORTHWESTERN | 1/18 | 34 | 43 | 77 | W | 27 | 54 | .500 | 12 | 23 | .522 | 11 | 14 | .786 | 9 | 23 | 32 | +8 | 17 | 16 | 9 | 1 | 6 | 77 |
| | | 32 | 25 | 57 | | 19 | 45 | .422 | 5 | 14 | .357 | 14 | 19 | .737 | 5 | 19 | 24 | | 13 | 8 | 10 | 0 | 7 | 57 |
| at Illinois | 1/22 | 26 | 41 | 67 | W | 24 | 54 | .444 | 9 | 22 | .409 | 10 | 18 | .556 | 7 | 26 | 33 | +2 | 14 | 12 | 10 | 1 | 4 | 67 |
| | | 26 | 37 | 63 | | 24 | 55 | .436 | 3 | 12 | .250 | 12 | 15 | .800 | 4 | 27 | 31 | | 17 | 8 | 9 | 0 | 2 | 63 |
| INDIANA | 1/26 | 25 | 32 | 57 | W | 19 | 48 | .396 | 4 | 17 | .235 | 15 | 19 | .789 | 8 | 19 | 27 | -3 | 10 | 8 | 6 | 8 | 3 | 57 |
| | | 27 | 23 | 50 | | 21 | 46 | .457 | 3 | 8 | .375 | 5 | 10 | .500 | 8 | 22 | 30 | | 18 | 4 | 10 | 1 | 3 | 50 |
| at Penn State | 1/31 | 17 | 35 | 52 | W | 17 | 48 | .354 | 5 | 19 | .263 | 13 | 19 | .684 | 9 | 22 | 31 | -5 | 13 | 7 | 5 | 6 | 6 | 52 |
| | | 23 | 23 | 46 | | 18 | 50 | .360 | 2 | 10 | .200 | 8 | 14 | .571 | 12 | 24 | 36 | | 20 | 9 | 9 | 2 | 3 | 46 |
| OHIO STATE | 2/4 | 24 | 28 | 52 | L | 22 | 55 | .400 | 5 | 27 | .185 | 3 | 3 | 1.000 | 9 | 19 | 28 | -4 | 15 | 10 | 10 | 4 | 7 | 52 |
| | | 28 | 30 | 58 | | 22 | 51 | .431 | 1 | 7 | .143 | 13 | 16 | .813 | 10 | 22 | 32 | | 12 | 8 | 9 | 1 | 5 | 58 |
| at Minnesota | 2/9 | 32 | 19 | 68 | Wot | 19 | 53 | .358 | 9 | 23 | .391 | 21 | 25 | .840 | 12 | 22 | 34 | -4 | 14 | 13 | 9 | 6 | 7 | 68 |
| | | 24 | 27 | 61 | | 23 | 55 | .418 | 6 | 17 | .353 | 9 | 14 | .643 | 13 | 25 | 38 | | 21 | 10 | 13 | 4 | 3 | 61 |
| at Michigan St. | 2/16 | 19 | 36 | 55 | L | 18 | 53 | .340 | 5 | 24 | .208 | 14 | 14 | 1.000 | 12 | 21 | 33 | +3 | 23 | 10 | 10 | 1 | 5 | 55 |
| | | 31 | 38 | 69 | | 24 | 46 | .522 | 2 | 9 | .222 | 19 | 25 | .760 | 8 | 22 | 30 | | 17 | 13 | 10 | 0 | 5 | 69 |
| PENN STATE | 2/19 | 35 | 30 | 65 | W | 20 | 47 | .426 | 11 | 22 | .500 | 14 | 17 | .824 | 10 | 28 | 38 | +11 | 11 | 14 | 12 | 2 | 1 | 65 |
| | | 21 | 34 | 55 | | 22 | 56 | .393 | 4 | 18 | .222 | 7 | 11 | .636 | 8 | 19 | 27 | | 15 | 8 | 5 | 2 | 7 | 55 |
| at Iowa | 2/23 | 34 | 32 | 66 | L | 29 | 57 | .509 | 6 | 16 | .375 | 2 | 3 | .667 | 8 | 23 | 31 | +2 | 16 | 11 | 13 | 6 | 6 | 66 |
| | | 43 | 24 | 67 | | 24 | 50 | .480 | 10 | 18 | .556 | 9 | 15 | .600 | 8 | 21 | 29 | | 12 | 18 | 13 | 4 | 6 | 67 |
| at Ohio State | 2/26 | 29 | 34 | 63 | W | 23 | 55 | .418 | 8 | 21 | .381 | 9 | 11 | .818 | 8 | 23 | 31 | -4 | 18 | 13 | 7 | 2 | 1 | 63 |
| | | 29 | 31 | 60 | | 23 | 49 | .469 | 4 | 11 | .364 | 10 | 19 | .526 | 9 | 26 | 35 | | 17 | 10 | 12 | 2 | 2 | 60 |
| MINNESOTA | 2/28 | 16 | 36 | 52 | W | 12 | 39 | .308 | 6 | 22 | .273 | 22 | 29 | .759 | 6 | 22 | 28 | -9 | 19 | 10 | 8 | 3 | 2 | 52 |
| | | 23 | 22 | 45 | | 11 | 46 | .239 | 2 | 11 | .182 | 21 | 29 | .724 | 15 | 22 | 37 | | 24 | 3 | 10 | 5 | 2 | 45 |
| ILLINOIS | 3/4 | 31 | 39 | 70 | W | 21 | 47 | .447 | 7 | 19 | .368 | 21 | 27 | .778 | 6 | 27 | 33 | +1 | 14 | 12 | 7 | 1 | 6 | 70 |
| | | 18 | 38 | 56 | | 21 | 53 | .396 | 4 | 17 | .235 | 10 | 14 | .714 | 8 | 24 | 32 | | 25 | 3 | 10 | 3 | 2 | 56 |

2012-13 GAME-BY-GAME STATISTICS (23-12, 12-6)

| Opponent | Date | Final | | | W/L | 3-PTRS | | | REBOUNDS | | | PF | A | TO | Blk | Stl | Pts | | | | | | | |
|-----------------|-------|-------|----|----|-----|--------|-----|------|----------|-----|------|----|----|------|-----|-----|-----|-----|----|----|----|---|----|----|
| | | 1 | 2 | | | 3FG | FGA | Pct | Off | Def | Tot | | | | | | | M | | | | | | |
| SE LOUISIANA | 11/11 | 43 | 44 | 87 | W | 32 | 61 | .525 | 8 | 21 | .381 | 15 | 23 | .652 | 19 | 30 | 49 | +27 | 6 | 14 | 8 | 7 | 4 | 87 |
| | | 17 | 30 | 47 | | 19 | 54 | .352 | 5 | 14 | .357 | 4 | 6 | .667 | 6 | 16 | 22 | | 21 | 4 | 9 | 3 | 3 | 47 |
| at Florida | 11/14 | 31 | 25 | 56 | L | 21 | 59 | .356 | 7 | 24 | .292 | 7 | 14 | .500 | 12 | 9 | 21 | -19 | 18 | 12 | 10 | 1 | 11 | 56 |
| | | 43 | 31 | 74 | | 26 | 42 | .619 | 6 | 12 | .500 | 16 | 20 | .800 | 9 | 31 | 40 | | 15 | 9 | 20 | 2 | 2 | 74 |
| CORNELL | 11/18 | 42 | 31 | 73 | W | 27 | 67 | .403 | 6 | 22 | .273 | 13 | 14 | .929 | 18 | 36 | 54 | +23 | 11 | 18 | 16 | 9 | 10 | 73 |
| | | 24 | 16 | 40 | | 16 | 61 | .262 | 2 | 15 | .133 | 6 | 9 | .667 | 11 | 20 | 31 | | 17 | 7 | 18 | 2 | 9 | 40 |
| PRESBYTERIAN | 11/20 | 39 | 49 | 88 | W | 33 | 63 | .524 | 16 | 37 | .432 | 6 | 9 | .667 | 12 | 26 | 38 | +17 | 10 | 24 | 6 | 3 | 10 | 88 |
| | | 15 | 28 | 43 | | 16 | 44 | .364 | 5 | 15 | .333 | 6 | 8 | .750 | 1 | 20 | 21 | | 8 | 8 | 16 | 3 | 2 | 43 |
| vs Creighton | 11/23 | 39 | 35 | 74 | L | 27 | 66 | .409 | 8 | 27 | .296 | 12 | 16 | .750 | 14 | 20 | 34 | -6 | 20 | 8 | 8 | 4 | 5 | 74 |
| | | 38 | 46 | 84 | | 27 | 58 | .466 | 8 | 20 | .400 | 22 | 25 | .880 | 13 | 27 | 40 | | 18 | 14 | 10 | 2 | 3 | 84 |
| vs. Arkansas | 11/24 | 29 | 48 | 77 | W | 22 | 49 | .449 | 8 | 19 | .421 | 25 | 38 | .658 | 14 | 25 | 39 | +5 | 18 | 13 | 11 | 5 | 16 | 77 |
| | | 40 | 30 | 70 | | 25 | 61 | .410 | 3 | 8 | .375 | 17 | 25 | .680 | 14 | 20 | 34 | | 29 | 7 | 6 | 1 | 5 | 70 |
| VIRGINIA | 11/28 | 23 | 31 | 54 | L | 21 | 55 | .382 | 8 | 22 | .364 | 4 | 5 | .800 | 7 | 18 | 25 | -11 | 15 | 12 | 5 | 3 | 6 | 54 |
| | | 24 | 36 | 60 | | 21 | 46 | .457 | 4 | 12 | .333 | 14 | 17 | .824 | 8 | 28 | 36 | | 12 | 12 | 10 | 4 | 3 | 60 |
| CALIFORNIA | 12/2 | 37 | 44 | 81 | W | 30 | 58 | .517 | 7 | 21 | .333 | 14 | 25 | .560 | 14 | 22 | 36 | +6 | 19 | 18 | 13 | 5 | 16 | 81 |
| | | 24 | 32 | 56 | | 18 | 47 | .383 | 3 | 9 | .333 | 17 | 26 | .654 | 12 | 18 | 30 | | 22 | 7 | 23 | 2 | 11 | 56 |
| NEB.-OMAHA | 12/4 | 42 | 44 | 86 | W | 37 | 70 | .486 | 8 | 27 | .296 | 10 | 16 | .625 | 19 | 30 | 49 | +23 | 11 | 16 | 9 | 4 | 9 | 86 |
| | | 13 | 27 | 40 | | 17 | 51 | .333 | 2 | 12 | .167 | 4 | 8 | .500 | 6 | 20 | 26 | | 17 | 5 | 19 | 1 | 5 | 40 |
| at Marquette | 12/8 | 20 | 30 | 50 | L | 17 | 52 | .327 | 7 | 25 | .280 | 9 | 23 | .391 | 14 | 21 | 35 | -4 | 17 | 13 | 14 | 3 | 7 | 50 |
| | | 34 | 26 | 60 | | 25 | 52 | .481 | 3 | 10 | .300 | 7 | 17 | .412 | 10 | 29 | 39 | | 20 | 13 | 16 | 6 | 9 | 60 |
| GREEN BAY | 12/12 | 27 | 38 | 65 | W | 24 | 51 | .471 | 5 | 13 | .385 | 12 | 20 | .600 | 7 | 25 | 32 | -3 | 11 | 15 | 6 | 8 | 5 | 65 |
| | | 23 | 31 | 54 | | 21 | 56 | .375 | 3 | 12 | .250 | 9 | 12 | .750 | 11 | 24 | 35 | | 21 | 6 | 9 | 1 | 3 | 54 |
| MILWAUKEE | 12/22 | 41 | 33 | 74 | W | 28 | 59 | .475 | 7 | 14 | .500 | 11 | 13 | .846 | 10 | 26 | 36 | +15 | 12 | 17 | 8 | 2 | 7 | 74 |
| | | 18 | 35 | 53 | | 22 | 50 | .440 | 7 | 22 | .318 | 2 | 4 | .500 | 3 | 18 | 21 | | 15 | 13 | 13 | 4 | 4 | 53 |
| SAMFORD | 12/29 | 47 | 40 | 87 | W | 31 | 59 | .525 | 12 | 22 | .545 | 13 | 17 | .765 | 13 | 30 | 43 | +21 | 13 | 21 | 6 | 6 | 6 | 87 |
| | | 19 | 32 | 51 | | 18 | 51 | .353 | 7 | 13 | .538 | 8 | 15 | .533 | 6 | 16 | 22 | | 15 | 9 | 10 | 3 | 4 | 51 |
| PENN STATE | 1/3 | 29 | 31 | 60 | L | 22 | 57 | .386 | 3 | 17 | .176 | 13 | 26 | .500 | 13 | 19 | 32 | -6 | 7 | 10 | 4 | 6 | 7 | 60 |
| | | 18 | 33 | 51 | | 24 | 52 | .462 | 3 | 8 | .375 | 0 | 1 | .000 | 9 | 29 | 38 | | 23 | 7 | 15 | 2 | 2 | 51 |
| at Nebraska | 1/6 | 19 | 28 | 47 | W | 20 | 53 | .377 | 4 | 17 | .235 | 3 | 13 | .231 | 8 | 30 | 38 | +3 | 9 | 8 | 6 | 6 | 2 | 47 |
| | | 19 | 22 | 41 | | 18 | 49 | .367 | 2 | 12 | .167 | 3 | 5 | .600 | 3 | 32 | 35 | | 15 | 4 | 8 | 4 | 4 | 41 |
| ILLINOIS | 1/12 | 39 | 35 | 74 | W | 28 | 57 | .491 | 10 | 23 | .435 | 8 | 13 | .615 | 18 | 25 | 43 | +19 | 20 | 11 | 13 | 2 | 4 | 74 |
| | | 19 | 32 | 51 | | 18 | 51 | .353 | 2 | 14 | .143 | 13 | 20 | .650 | 9 | 15 | 24 | | 19 | 2 | 9 | 2 | 8 | 51 |
| at Indiana | 1/15 | 31 | 33 | 64 | W | 23 | 51 | .451 | 7 | 22 | .318 | 11 | 14 | .786 | 7 | 21 | 28 | -9 | 17 | 12 | 8 | 3 | 4 | 64 |
| | | 32 | 27 | 59 | | 20 | 54 | .370 | 3 | 12 | .250 | 16 | 19 | .842 | 14 | 23 | 37 | | 16 | 7 | 11 | 0 | 4 | 59 |
| at Iowa | 1/19 | 18 | 48 | 70 | L | 25 | 58 | .431 | 8 | 23 | .348 | 8 | 12 | .667 | 11 | 23 | 34 | +11 | 23 | 12 | 12 | 0 | 0 | 66 |
| | | 34 | 36 | 66 | | 22 | 51 | .431 | 2 | 10 | .200 | 24 | 29 | .828 | 8 | 25 | 33 | | 16 | 6 | 7 | 2 | 8 | 70 |
| MICHIGAN ST. | 1/22 | 28 | 19 | 47 | L | 16 | 54 | .296 | 8 | 27 | .296 | 7 | 18 | .389 | 16 | 19 | 35 | 0 | 12 | 8 | 9 | 2 | 5 | 47 |
| | | 27 | 22 | 49 | | 18 | 47 | .383 | 4 | 9 | .444 | 9 | 12 | .750 | 9 | 26 | 35 | | 15 | 7 | 10 | 3 | 6 | 49 |
| MINNESOTA | 1/26 | 24 | 21 | 45 | W | 17 | 46 | .370 | 7 | 22 | .318 | 4 | 8 | .500 | 11 | 24 | 35 | +6 | 16 | 8 | 10 | 1 | 4 | 45 |
| | | 24 | 20 | 44 | | 16 | 46 | .348 | 5 | 11 | .455 | 7 | 12 | .583 | 8 | 21 | 29 | | 18 | 6 | 9 | 3 | 5 | 44 |
| at Ohio State | 1/29 | 26 | 23 | 49 | L | 19 | 52 | .365 | 11 | 28 | .393 | 0 | 0 | .000 | 6 | 20 | 26 | -6 | 16 | 13 | 9 | 3 | 1 | 49 |
| | | 24 | 34 | 58 | | 23 | 45 | .511 | 3 | 5 | .600 | 9 | 12 | .750 | 5 | 27 | 32 | | 12 | 10 | 10 | 4 | 4 | 58 |
| at Illinois | 2/3 | 33 | 41 | 74 | W | 21 | 49 | .429 | 4 | 14 | .286 | 28 | 42 | .667 | 9 | 29 | 38 | +6 | 16 | 9 | 9 | 2 | 3 | 74 |
| | | 24 | 44 | 68 | | 28 | 64 | .438 | 2 | 13 | .154 | 10 | 15 | .667 | 10 | 22 | 32 | | 27 | 10 | 9 | 2 | 4 | 68 |
| IOWA | 2/6 | 31 | 43 | 74 | Wot | 24 | 71 | .338 | 7 | 25 | .280 | 19 | 26 | .731 | 15 | 34 | 49 | -2 | 20 | 11 | 12 | 8 | 6 | 74 |
| | | 29 | 41 | 70 | | 25 | 74 | .338 | 5 | 23 | .217 | 15 | 22 | .682 | 18 | 33 | 51 | | 25 | 16 | 12 | 2 | 7 | 70 |
| MICHIGAN | 2/9 | 28 | 37 | 65 | Wot | 25 | 57 | .439 | 10 | 24 | .417 | 5 | 10 | .500 | 7 | 32 | 39 | 0 | 8 | 14 | 14 | 5 | 4 | 65 |
| | | 29 | 33 | 62 | | 28 | 71 | .394 | 5 | 18 | .278 | 1 | 2 | .500 | 11 | 28 | 39 | | 13 | 12 | 7 | 1 | 8 | 62 |
| at Minnesota | 2/14 | 24 | 29 | 53 | Lot | 18 | 59 | .305 | 7 | 28 | .250 | 10 | 17 | .588 | 18 | 25 | 43 | +7 | 16 | 12 | 11 | 3 | 5 | 53 |
| | | 22 | 36 | 58 | | 18 | 49 | .367 | 4 | 17 | .235 | 18 | 24 | .750 | 9 | 27 | 36 | | 16 | 9 | 9 | 5 | 7 | 58 |
| OHIO STATE | 2/17 | 39 | 32 | 71 | W | 29 | 55 | .527 | 7 | 19 | .368 | 6 | 10 | .600 | 9 | 28 | 37 | +7 | 9 | 16 | 10 | 4 | 5 | 71 |
| | | 22 | 27 | 49 | | 21 | 56 | .375 | 3 | 12 | .250 | 4 | 11 | .364 | 10 | 20 | 30 | | 16 | 6 | 9 | 3 | 5 | 49 |
| at Northwestern | 2/20 | 28 | 41 | 69 | W | 23 | 50 | .460 | 5 | 17 | .294 | 18 | 26 | .692 | 15 | 32 | 47 | +25 | 10 | 16 | 8 | 3 | 5 | 69 |
| | | 12 | 29 | 41 | | 15 | 51 | .294 | 8 | 24 | .333 | 3 | 5 | .600 | 5 | 17 | 22 | | 18 | 11 | 7 | 1 | 5 | 41 |
| NEBRASKA | 2/26 | 44 | 33 | 77 | W | 27 | 53 | .509 | 12 | 25 | .480 | 11 | 16 | .688 | 5 | 32 | 37 | +6 | 10 | 19 | 8 | 8 | 4 | 77 |
| | | 23 | 33 | 46 | | 20 | 61 | .328 | 3 | 11 | .273 | 3 | 5 | .600 | 8 | 23 | 31 | | 16 | 6 | 10 | 0 | 4 | 46 |
| PURDUE | 3/3 | 36 | 20 | 56 | L | 22 | 54 | .407 | 6 | 27 | .222 | 6 | 8 | .750 | 6 | 21 | 27 | -8 | 17 | 12 | 11 | 6 | 8 | 56 |
| | | 31 | 20 | 69 | | 26 | 57 | .456 | 6 | 12 | .500 | 11 | 17 | .647 | 12 | 27 | 39 | | 12 | 15 | 12 | 1 | 8 | 69 |
| at Michigan St. | 3/7 | 18 | 25 | 43 | L | 15 | 51 | .294 | 4 | 23 | .174 | 9 | 15 | .600 | 13 | 27 | 40 | -2 | 14 | 11 | 17 | 3 | 4 | 43 |
| | | 25 | 33 | 58 | | 24 | 65 | .369 | 3 | 15 | .200 | 7 | 9 | .778 | 16 | 26 | 42 | | 16 | 12 | 10 | 1 | 16 | 58 |
| at Penn State | 3/10 | 24 | 3 | | | | | | | | | | | | | | | | | | | | | |

2013-14 GAME-BY-GAME STATISTICS (30-8, 12-6)

| Opponent | Date | Final | | | W/L | FG | | | 3-PTS | | | FT | | | REBOUNDS | | | | PF | A | TO | Blk | Stl | Pts |
|------------------|-------|-------|------|------|-----|-----|------|------|-------|-----|------|-----|-----|-------|----------|-----|------|-----|-----|-----|-----|-----|-----|-----|
| | | 1 | 2 | | | FG | FGA | Pct | 3FG | FGA | Pct | FT | FTA | Pct | Off | Def | Tot | M | | | | | | |
| vs St. John's | 11/8 | 35 | 51 | 86 | W | 25 | 54 | .463 | 11 | 23 | .478 | 25 | 30 | .833 | 14 | 20 | 34 | 0 | 23 | 13 | 10 | 2 | 3 | 86 |
| FLORIDA | 11/12 | 29 | 30 | 59 | W | 21 | 48 | .438 | 9 | 20 | .450 | 8 | 14 | .571 | 8 | 23 | 31 | +3 | 17 | 11 | 14 | 2 | 3 | 59 |
| at Green Bay | 11/16 | 26 | 27 | 53 | W | 19 | 47 | .404 | 5 | 14 | .357 | 10 | 17 | .588 | 6 | 22 | 28 | -5 | 18 | 7 | 11 | 1 | 6 | 53 |
| N. DAKOTA | 11/19 | 34 | 35 | 69 | W | 26 | 59 | .441 | 5 | 18 | .278 | 12 | 17 | .706 | 6 | 29 | 35 | -5 | 13 | 9 | 10 | 7 | 6 | 69 |
| BOWLING GR. | 11/21 | 29 | 37 | 66 | W | 27 | 66 | .409 | 3 | 18 | .167 | 9 | 12 | .750 | 11 | 29 | 40 | 0 | 18 | 10 | 14 | 9 | 3 | 66 |
| ORAL ROBERTS | 11/23 | 55 | 48 | 103 | W | 35 | 59 | .593 | 12 | 20 | .600 | 21 | 29 | .724 | 8 | 23 | 31 | 0 | 17 | 19 | 9 | 6 | 7 | 103 |
| vs Saint Louis | 11/26 | 45 | 40 | 85 | W | 36 | 66 | .545 | 7 | 13 | .538 | 6 | 12 | .500 | 10 | 21 | 31 | 0 | 24 | 11 | 12 | 0 | 6 | 85 |
| vs West Virginia | 11/27 | 28 | 36 | 64 | W | 28 | 51 | .549 | 12 | 20 | .600 | 20 | 26 | .769 | 5 | 28 | 33 | +3 | 14 | 14 | 10 | 2 | 4 | 88 |
| at Virginia | 12/4 | 28 | 39 | 76 | W | 27 | 57 | .474 | 7 | 23 | .304 | 15 | 18 | .833 | 12 | 18 | 30 | +6 | 10 | 14 | 8 | 1 | 7 | 76 |
| MARQUETTE | 12/7 | 28 | 32 | 63 | W | 21 | 45 | .467 | 4 | 12 | .333 | 17 | 30 | .567 | 6 | 34 | 40 | +3 | 17 | 6 | 9 | 8 | 4 | 63 |
| MILWAUKEE | 12/11 | 23 | 34 | 57 | W | 21 | 64 | .328 | 4 | 15 | .267 | 11 | 17 | .647 | 12 | 25 | 37 | 0 | 25 | 8 | 7 | 3 | 5 | 57 |
| E. KENTUCKY | 12/14 | 39 | 31 | 70 | W | 22 | 54 | .407 | 11 | 27 | .407 | 15 | 17 | .882 | 9 | 28 | 37 | +10 | 12 | 14 | 7 | 3 | 3 | 70 |
| PRAIRIE VIEW | 12/28 | 31 | 32 | 63 | W | 23 | 54 | .426 | 11 | 21 | .524 | 6 | 14 | .429 | 5 | 22 | 27 | 0 | 19 | 9 | 7 | 2 | 3 | 63 |
| at Northwestern | 1/2 | 20 | 18 | 38 | W | 15 | 52 | .288 | 5 | 23 | .217 | 13 | 20 | .650 | 12 | 28 | 40 | +6 | 14 | 7 | 7 | 4 | 5 | 48 |
| IOWA | 1/5 | 28 | 42 | 70 | W | 22 | 55 | .400 | 7 | 26 | .269 | 19 | 23 | .826 | 13 | 19 | 32 | -2 | 16 | 14 | 6 | 4 | 2 | 70 |
| ILLINOIS | 1/8 | 25 | 39 | 64 | W | 25 | 58 | .431 | 3 | 8 | .375 | 11 | 14 | .786 | 11 | 23 | 34 | 0 | 25 | 7 | 9 | 3 | 2 | 64 |
| at Indiana | 1/14 | 45 | 33 | 78 | W | 31 | 61 | .508 | 10 | 26 | .385 | 6 | 9 | .667 | 9 | 26 | 35 | +9 | 16 | 16 | 8 | 3 | 12 | 78 |
| MICHIGAN | 1/18 | 25 | 27 | 52 | W | 20 | 47 | .426 | 6 | 17 | .353 | 6 | 9 | .667 | 4 | 22 | 26 | 0 | 13 | 8 | 19 | 1 | 2 | 52 |
| at Minnesota | 1/22 | 42 | 44 | 86 | W | 26 | 43 | .605 | 9 | 15 | .600 | 25 | 33 | .758 | 8 | 25 | 33 | +13 | 10 | 17 | 11 | 1 | 4 | 86 |
| at Purdue | 1/25 | 23 | 38 | 61 | W | 24 | 58 | .414 | 4 | 19 | .211 | 9 | 9 | 1.000 | 9 | 11 | 20 | 0 | 26 | 6 | 9 | 2 | 7 | 61 |
| NORTHWESTERN | 1/29 | 37 | 43 | 80 | W | 25 | 58 | .431 | 9 | 27 | .333 | 21 | 28 | .750 | 16 | 26 | 42 | +17 | 8 | 14 | 2 | 3 | 6 | 80 |
| OHIO STATE | 2/1 | 18 | 25 | 43 | W | 17 | 52 | .327 | 6 | 17 | .353 | 3 | 4 | .750 | 7 | 18 | 25 | 0 | 19 | 11 | 13 | 0 | 1 | 43 |
| at Illinois | 2/4 | 40 | 36 | 76 | W | 32 | 58 | .552 | 5 | 16 | .313 | 7 | 10 | .700 | 9 | 29 | 38 | +11 | 15 | 16 | 4 | 4 | 6 | 76 |
| MICHIGAN ST. | 2/9 | 14 | 35 | 49 | W | 19 | 55 | .345 | 3 | 16 | .188 | 8 | 11 | .727 | 9 | 18 | 27 | 0 | 12 | 8 | 7 | 5 | 2 | 49 |
| at Iowa | 2/22 | 24 | 51 | 75 | W | 20 | 53 | .377 | 10 | 22 | .455 | 25 | 35 | .714 | 11 | 24 | 35 | -7 | 22 | 11 | 12 | 6 | 2 | 75 |
| INDIANA | 2/25 | 35 | 36 | 71 | W | 25 | 64 | .391 | 4 | 10 | .400 | 17 | 25 | .680 | 16 | 26 | 42 | 0 | 23 | 10 | 10 | 5 | 7 | 71 |
| at Michigan | 2/16 | 50 | 45 | 95 | W | 32 | 57 | .561 | 8 | 19 | .421 | 23 | 33 | .697 | 5 | 30 | 35 | -13 | 14 | 11 | 4 | 3 | 5 | 95 |
| at Minnesota | 1/22 | 25 | 45 | 70 | W | 25 | 79 | .316 | 5 | 19 | .263 | 15 | 19 | .789 | 25 | 23 | 48 | 0 | 23 | 4 | 8 | 0 | 3 | 70 |
| at Purdue | 1/25 | 35 | 37 | 72 | L | 32 | 60 | .533 | 7 | 23 | .304 | 1 | 4 | .250 | 8 | 20 | 28 | -5 | 16 | 13 | 10 | 4 | 4 | 72 |
| NORTHWESTERN | 1/29 | 34 | 41 | 75 | L | 32 | 62 | .516 | 4 | 14 | .286 | 7 | 10 | .700 | 11 | 22 | 33 | 0 | 12 | 14 | 9 | 5 | 5 | 75 |
| OHIO STATE | 2/1 | 38 | 32 | 70 | L | 26 | 60 | .433 | 7 | 18 | .389 | 11 | 14 | .786 | 8 | 22 | 30 | -1 | 15 | 11 | 9 | 2 | 4 | 70 |
| at Illinois | 2/4 | 43 | 34 | 77 | L | 29 | 53 | .547 | 7 | 13 | .538 | 12 | 14 | .857 | 3 | 28 | 31 | 0 | 14 | 12 | 11 | 7 | 6 | 77 |
| MICHIGAN ST. | 2/9 | 28 | 40 | 68 | L | 22 | 50 | .440 | 5 | 20 | .250 | 19 | 23 | .826 | 9 | 13 | 22 | -10 | 14 | 8 | 6 | 3 | 4 | 68 |
| at Iowa | 2/22 | 34 | 47 | 81 | L | 33 | 56 | .589 | 4 | 7 | .571 | 11 | 11 | 1.000 | 10 | 22 | 32 | 0 | 21 | 16 | 7 | 3 | 6 | 81 |
| INDIANA | 2/25 | 32 | 40 | 72 | W | 19 | 46 | .413 | 7 | 20 | .350 | 27 | 33 | .818 | 7 | 30 | 37 | 0 | 16 | 11 | 9 | 6 | 6 | 72 |
| at Penn State | 3/2 | 29 | 29 | 58 | W | 23 | 65 | .354 | 3 | 17 | .176 | 9 | 13 | .692 | 14 | 23 | 37 | 0 | 24 | 13 | 8 | 3 | 3 | 58 |
| PURDUE | 3/5 | 32 | 33 | 66 | L | 15 | 57 | .263 | 5 | 24 | .208 | 21 | 27 | .778 | 9 | 24 | 33 | -6 | 17 | 10 | 9 | 5 | 10 | 66 |
| at Nebraska | 3/9 | 22 | 43 | 65 | L | 23 | 48 | .479 | 7 | 16 | .438 | 12 | 16 | .750 | 3 | 36 | 39 | 0 | 24 | 14 | 14 | 3 | 6 | 65 |
| vs Minnesota | 3/14 | 33 | 25 | 58 | L | 18 | 45 | .400 | 3 | 17 | .176 | 19 | 29 | .655 | 10 | 24 | 34 | +3 | 14 | 7 | 7 | 1 | 3 | 58 |
| vs Michigan St. | 3/15 | 29 | 30 | 59 | W | 21 | 49 | .429 | 5 | 9 | .556 | 12 | 18 | .667 | 9 | 22 | 31 | 0 | 23 | 9 | 8 | 2 | 4 | 59 |
| vs American | 3/20 | 36 | 39 | 75 | W | 22 | 46 | .478 | 10 | 23 | .435 | 21 | 26 | .808 | 9 | 22 | 31 | +6 | 18 | 13 | 11 | 2 | 4 | 75 |
| vs Oregon | 3/22 | 30 | 33 | 63 | W | 21 | 52 | .404 | 4 | 10 | .400 | 17 | 21 | .810 | 8 | 17 | 25 | 0 | 23 | 7 | 9 | 3 | 5 | 63 |
| vs Baylor | 3/27 | 30 | 30 | 60 | W | 19 | 42 | .452 | 9 | 23 | .391 | 13 | 20 | .650 | 3 | 26 | 29 | -2 | 13 | 10 | 14 | 3 | 5 | 60 |
| vs Arizona | 3/29 | 22 | 36 | 58 | W | 24 | 60 | .400 | 5 | 19 | .263 | 5 | 9 | .556 | 9 | 22 | 31 | 0 | 15 | 19 | 11 | 2 | 6 | 58 |
| vs KENTUCKY | 4/5 | 35 | 43 | 78 | W | 21 | 43 | .488 | 6 | 15 | .400 | 30 | 36 | .833 | 3 | 23 | 26 | -2 | 15 | 8 | 7 | 1 | 7 | 78 |
| Wisconsin | | 28 | 42 | 70 | W | 23 | 51 | .451 | 9 | 17 | .529 | 15 | 20 | .750 | 6 | 22 | 28 | 0 | 26 | 11 | 13 | 1 | 2 | 70 |
| Opponents | | 2793 | 2432 | 5225 | | 927 | 2018 | .459 | 297 | 790 | .376 | 642 | 861 | .746 | 337 | 929 | 1266 | +54 | 574 | 468 | 307 | 127 | 183 | 735 |

2014-15 GAME-BY-GAME STATISTICS (36-4, 16-2)

| Opponent | Date | Final | | | W/L | FGA Pct | | | 3-PTS | | | REBOUNDS | | | PF | A | TO | Blk | Stl | Pts | | | | |
|-----------------|-------|-------|----|----|-----|---------|-----|------|-------|-----|------|----------|-----|-------|----|----|----|-----|-----|-----|-----|-----|-----|----|
| | | 1 | 2 | | | FG | FGA | Pct | 3FG | FGA | Pct | FT | FTA | Pct | | | | | | | Off | Def | Tot | M |
| N. KENTUCKY | 11/14 | 28 | 34 | 62 | W | 23 | 47 | .489 | 4 | 17 | .235 | 12 | 20 | .600 | 7 | 35 | 42 | +14 | 9 | 13 | 9 | 5 | 3 | 62 |
| | | 15 | 16 | 31 | | 14 | 53 | .264 | 2 | 16 | .125 | 1 | 5 | .200 | 6 | 22 | 28 | | 19 | 4 | 10 | 1 | 5 | 31 |
| CHATTANOOGA | 11/16 | 52 | 37 | 89 | W | 32 | 60 | .533 | 8 | 18 | .444 | 17 | 23 | .739 | 11 | 38 | 49 | +28 | 13 | 20 | 9 | 2 | 5 | 89 |
| | | 21 | 24 | 45 | | 18 | 56 | .321 | 6 | 22 | .273 | 3 | 10 | .300 | 3 | 18 | 21 | | 19 | 7 | 11 | 4 | 7 | 45 |
| GREEN BAY | 11/19 | 38 | 46 | 84 | W | 27 | 52 | .519 | 6 | 17 | .353 | 24 | 37 | .649 | 12 | 33 | 45 | +14 | 13 | 13 | 7 | 8 | 4 | 84 |
| | | 29 | 31 | 60 | | 23 | 65 | .354 | 2 | 12 | .167 | 12 | 18 | .667 | 12 | 19 | 31 | | 26 | 13 | 6 | 3 | 4 | 60 |
| BOISE STATE | 11/22 | 38 | 40 | 78 | W | 31 | 56 | .554 | 10 | 27 | .370 | 6 | 6 | 1.000 | 8 | 21 | 29 | +4 | 11 | 16 | 5 | 4 | 5 | 78 |
| | | 24 | 30 | 54 | | 21 | 49 | .429 | 7 | 11 | .636 | 5 | 9 | .556 | 9 | 16 | 25 | | 15 | 8 | 11 | 0 | 3 | 54 |
| vs UAB | 11/26 | 37 | 35 | 72 | W | 27 | 52 | .519 | 5 | 18 | .278 | 13 | 22 | .591 | 9 | 24 | 33 | +1 | 15 | 14 | 10 | 5 | 8 | 72 |
| | | 17 | 26 | 43 | | 18 | 51 | .353 | 4 | 19 | .211 | 3 | 8 | .375 | 11 | 21 | 32 | | 20 | 7 | 19 | 0 | 4 | 43 |
| vs Georgetown | 11/27 | 35 | 33 | 68 | W | 21 | 43 | .488 | 6 | 16 | .375 | 20 | 27 | .741 | 10 | 16 | 26 | 0 | 17 | 9 | 14 | 3 | 6 | 68 |
| | | 34 | 31 | 65 | | 25 | 47 | .532 | 6 | 11 | .545 | 9 | 13 | .692 | 9 | 17 | 26 | | 22 | 7 | 15 | 1 | 8 | 65 |
| vs Oklahoma | 11/28 | 34 | 35 | 69 | W | 27 | 62 | .435 | 9 | 28 | .321 | 6 | 8 | .750 | 7 | 25 | 32 | -3 | 18 | 19 | 11 | 3 | 12 | 69 |
| | | 33 | 23 | 56 | | 17 | 46 | .370 | 5 | 20 | .250 | 17 | 19 | .895 | 5 | 30 | 35 | | 16 | 6 | 21 | 2 | 5 | 56 |
| DUKE | 12/3 | 32 | 38 | 70 | L | 22 | 54 | .407 | 9 | 18 | .249 | 17 | 21 | .810 | 10 | 17 | 27 | -1 | 17 | 11 | 8 | 2 | 2 | 70 |
| | | 35 | 45 | 80 | | 30 | 46 | .652 | 7 | 12 | .583 | 13 | 18 | .722 | 3 | 25 | 28 | | 18 | 11 | 10 | 1 | 6 | 80 |
| at Marquette | 12/6 | 25 | 24 | 49 | W | 17 | 52 | .327 | 8 | 30 | .267 | 7 | 9 | .778 | 14 | 27 | 41 | +13 | 15 | 14 | 11 | 6 | 7 | 49 |
| | | 15 | 23 | 38 | | 13 | 45 | .289 | 6 | 14 | .429 | 6 | 9 | .667 | 5 | 23 | 28 | | 13 | 9 | 10 | 0 | 4 | 38 |
| at Milwaukee | 12/10 | 45 | 48 | 93 | W | 39 | 64 | .609 | 8 | 16 | .500 | 7 | 9 | .778 | 5 | 29 | 34 | +6 | 13 | 10 | 4 | 2 | 10 | 93 |
| | | 24 | 30 | 54 | | 18 | 52 | .346 | 6 | 16 | .375 | 12 | 17 | .706 | 6 | 22 | 28 | | 14 | 10 | 14 | 0 | 3 | 54 |
| NICHOLLS ST. | 12/13 | 47 | 39 | 86 | W | 28 | 54 | .519 | 4 | 14 | .286 | 26 | 35 | .743 | 14 | 27 | 41 | +15 | 13 | 14 | 10 | 5 | 10 | 86 |
| | | 15 | 28 | 43 | | 18 | 52 | .346 | 2 | 10 | .200 | 5 | 8 | .625 | 9 | 17 | 26 | | 28 | 8 | 21 | 1 | 5 | 43 |
| at California | 12/22 | 32 | 36 | 68 | W | 24 | 55 | .436 | 3 | 11 | .273 | 17 | 18 | .944 | 8 | 31 | 39 | +10 | 12 | 8 | 6 | 2 | 2 | 68 |
| | | 20 | 36 | 56 | | 21 | 54 | .389 | 5 | 12 | .417 | 9 | 13 | .692 | 5 | 24 | 29 | | 15 | 7 | 6 | 3 | 4 | 56 |
| BUFFALO | 12/28 | 26 | 42 | 68 | W | 25 | 59 | .424 | 6 | 20 | .300 | 12 | 13 | .923 | 12 | 25 | 37 | +5 | 13 | 11 | 8 | 9 | 3 | 68 |
| | | 27 | 29 | 56 | | 19 | 54 | .352 | 5 | 9 | .556 | 13 | 18 | .722 | 10 | 22 | 32 | | 15 | 6 | 9 | 3 | 2 | 56 |
| PENN STATE | 12/31 | 43 | 46 | 89 | W | 30 | 47 | .638 | 6 | 13 | .462 | 23 | 28 | .821 | 5 | 20 | 25 | +3 | 13 | 9 | 9 | 3 | 4 | 89 |
| | | 36 | 36 | 72 | | 29 | 54 | .537 | 5 | 12 | .417 | 9 | 14 | .643 | 7 | 15 | 22 | | 23 | 7 | 9 | 0 | 5 | 72 |
| at Northwestern | 1/4 | 43 | 38 | 81 | W | 30 | 57 | .526 | 12 | 25 | .480 | 9 | 15 | .600 | 8 | 29 | 37 | +5 | 9 | 23 | 7 | 3 | 2 | 81 |
| | | 21 | 37 | 58 | | 24 | 61 | .393 | 4 | 14 | .286 | 6 | 8 | .750 | 9 | 23 | 32 | | 16 | 16 | 9 | 0 | 1 | 58 |
| PURDUE | 1/7 | 28 | 34 | 62 | W | 17 | 39 | .436 | 3 | 14 | .214 | 25 | 31 | .806 | 4 | 17 | 21 | -5 | 12 | 6 | 8 | 4 | 6 | 62 |
| | | 27 | 28 | 55 | | 25 | 49 | .510 | 2 | 5 | .400 | 3 | 7 | .429 | 7 | 19 | 26 | | 24 | 10 | 12 | 0 | 3 | 55 |
| at Rutgers | 1/11 | 35 | 27 | 62 | L | 24 | 56 | .429 | 5 | 21 | .238 | 9 | 16 | .563 | 12 | 19 | 31 | +3 | 14 | 11 | 5 | 2 | 1 | 62 |
| | | 23 | 44 | 67 | | 25 | 46 | .543 | 5 | 11 | .455 | 12 | 15 | .800 | 5 | 23 | 28 | | 18 | 8 | 7 | 1 | 2 | 67 |
| NEBRASKA | 1/15 | 37 | 33 | 70 | W | 21 | 43 | .488 | 11 | 21 | .524 | 17 | 23 | .739 | 5 | 22 | 27 | +3 | 14 | 9 | 6 | 4 | 1 | 70 |
| | | 27 | 28 | 55 | | 21 | 50 | .420 | 5 | 17 | .294 | 8 | 14 | .571 | 8 | 16 | 24 | | 18 | 9 | 5 | 0 | 5 | 55 |
| IOWA | 1/20 | 35 | 47 | 82 | W | 29 | 59 | .492 | 9 | 22 | .409 | 15 | 19 | .789 | 15 | 22 | 37 | +14 | 9 | 16 | 1 | 2 | 6 | 82 |
| | | 17 | 33 | 50 | | 20 | 46 | .435 | 6 | 15 | .400 | 4 | 10 | .400 | 6 | 17 | 23 | | 16 | 7 | 9 | 4 | 0 | 50 |
| at Michigan | 1/24 | 30 | 39 | 69 | Wot | 24 | 51 | .471 | 7 | 21 | .333 | 14 | 19 | .737 | 9 | 21 | 30 | -3 | 12 | 12 | 8 | 1 | 4 | 69 |
| | | 23 | 41 | 64 | | 23 | 54 | .426 | 7 | 20 | .350 | 11 | 12 | .917 | 11 | 22 | 33 | | 20 | 8 | 9 | 1 | 2 | 64 |
| at Iowa | 1/31 | 42 | 32 | 74 | W | 23 | 52 | .442 | 7 | 19 | .368 | 21 | 26 | .808 | 15 | 20 | 35 | +11 | 15 | 9 | 6 | 1 | 5 | 74 |
| | | 36 | 27 | 63 | | 23 | 48 | .479 | 4 | 7 | .571 | 13 | 20 | .650 | 7 | 17 | 24 | | 21 | 11 | 8 | 3 | 4 | 63 |
| INDIANA | 2/3 | 44 | 48 | 92 | W | 29 | 48 | .604 | 6 | 11 | .545 | 28 | 31 | .903 | 3 | 19 | 22 | -3 | 15 | 15 | 6 | 6 | 3 | 92 |
| | | 36 | 42 | 78 | | 28 | 57 | .491 | 13 | 24 | .542 | 9 | 11 | .818 | 9 | 16 | 25 | | 23 | 11 | 11 | 1 | 2 | 78 |
| NORTHWESTERN | 2/7 | 37 | 28 | 65 | W | 21 | 54 | .389 | 9 | 28 | .321 | 14 | 17 | .824 | 13 | 26 | 39 | +14 | 12 | 14 | 5 | 1 | 1 | 65 |
| | | 21 | 29 | 50 | | 19 | 48 | .396 | 4 | 14 | .286 | 8 | 12 | .667 | 5 | 20 | 25 | | 20 | 8 | 5 | 4 | 2 | 50 |
| at Nebraska | 2/10 | 27 | 38 | 65 | W | 18 | 46 | .391 | 5 | 18 | .278 | 24 | 31 | .774 | 8 | 30 | 38 | +2 | 12 | 9 | 8 | 4 | 3 | 65 |
| | | 13 | 42 | 55 | | 22 | 62 | .355 | 4 | 18 | .222 | 7 | 10 | .700 | 12 | 24 | 36 | | 25 | 5 | 8 | 5 | 6 | 55 |
| ILLINOIS | 2/15 | 32 | 36 | 68 | W | 27 | 53 | .509 | 5 | 14 | .357 | 9 | 15 | .600 | 15 | 17 | 32 | +7 | 11 | 11 | 4 | 0 | 6 | 68 |
| | | 24 | 25 | 49 | | 18 | 45 | .400 | 4 | 11 | .364 | 9 | 11 | .818 | 11 | 14 | 25 | | 16 | 4 | 10 | 1 | 3 | 49 |
| at Penn State | 2/18 | 31 | 24 | 55 | W | 20 | 51 | .392 | 5 | 22 | .227 | 10 | 15 | .667 | 9 | 28 | 37 | +9 | 9 | 12 | 8 | 2 | 3 | 55 |
| | | 24 | 23 | 47 | | 21 | 54 | .389 | 2 | 13 | .154 | 3 | 3 | 1.000 | 4 | 24 | 28 | | 17 | 5 | 6 | 3 | 5 | 47 |
| MINNESOTA | 2/21 | 35 | 28 | 63 | W | 23 | 49 | .469 | 6 | 17 | .353 | 11 | 14 | .786 | 5 | 22 | 27 | -2 | 7 | 11 | 8 | 9 | 2 | 63 |
| | | 27 | 26 | 53 | | 25 | 54 | .463 | 3 | 9 | .333 | 0 | 1 | .000 | 7 | 22 | 29 | | 17 | 7 | 11 | 2 | 4 | 53 |
| at Maryland | 2/24 | 20 | 33 | 53 | L | 20 | 52 | .385 | 6 | 22 | .273 | 7 | 12 | .583 | 10 | 21 | 31 | 0 | 12 | 6 | 8 | 4 | 3 | 53 |
| | | 31 | 28 | 59 | | 24 | 50 | .480 | 2 | 7 | .286 | 9 | 11 | .818 | 7 | 24 | 31 | | 14 | 8 | 6 | 5 | 5 | 59 |
| MICHIGAN ST. | 3/1 | 36 | 32 | 68 | W | 26 | 50 | .520 | 4 | 14 | .286 | 12 | 15 | .800 | 9 | 26 | 35 | +11 | 9 | 10 | 8 | 3 | 3 | 68 |
| | | 25 | 36 | 61 | | 24 | 53 | .453 | 9 | 17 | .529 | 4 | 9 | .444 | 7 | 17 | 24 | | 18 | 14 | 7 | 4 | 3 | 61 |
| at Minnesota | 3/5 | 44 | 32 | 76 | W | 28 | 56 | .500 | 10 | 20 | .500 | 10 | 12 | .833 | 9 | 24 | 33 | 0 | 11 | 18 | 9 | 5 | 3 | 76 |
| | | 34 | 29 | 63 | | 25 | 61 | .410 | 6 | 16 | .375 | 7 | 9 | .778 | 12 | 21 | 33 | | 16 | 12 | 8 | 3 | 5 | 63 |
| at Ohio | | | | | | | | | | | | | | | | | | | | | | | | |

2015-16 GAME-BY-GAME STATISTICS (22-13, 12-6)

| Opponent | Date | Final | | | W/L | 3-PTS | | | REBOUNDS | | | PF | A | TO | Blk | Stl | Pts | | | | | | | |
|-----------------|-------|-------|----|----|-----|-------|-----|------|----------|-----|------|----|----|-------|-----|-----|-----|-----|-----|-----|-----|-----|----|----|
| | | 1 | 2 | | | FGA | Pct | 3FG | FGA | Pct | FT | | | | | | | FTA | Pct | Off | Def | Tot | M | |
| W. ILLINOIS | 11/13 | 44 | 23 | 67 | L | 22 | 62 | .355 | 7 | 21 | .333 | 16 | 25 | .640 | 21 | 18 | 39 | +8 | 15 | 8 | 4 | 6 | 6 | 67 |
| SIENA | 11/15 | 43 | 49 | 92 | W | 31 | 53 | .585 | 5 | 12 | .417 | 25 | 30 | .833 | 10 | 27 | 37 | +11 | 23 | 12 | 10 | 4 | 0 | 92 |
| | | 28 | 37 | 65 | | 22 | 56 | .393 | 3 | 16 | .188 | 18 | 27 | .667 | 11 | 15 | 26 | | 23 | 9 | 10 | 4 | 5 | 65 |
| N. DAKOTA | 11/17 | 35 | 43 | 78 | W | 29 | 66 | .439 | 6 | 20 | .300 | 14 | 22 | .636 | 16 | 24 | 40 | +9 | 15 | 14 | 6 | 2 | 4 | 78 |
| vs Georgetown | 11/20 | 22 | 42 | 64 | | 24 | 50 | .480 | 7 | 13 | .538 | 9 | 17 | .529 | 5 | 26 | 31 | | 23 | 11 | 17 | 2 | 4 | 64 |
| | | 27 | 44 | 61 | L | 20 | 63 | .317 | 5 | 19 | .263 | 16 | 20 | .800 | 18 | 22 | 40 | +4 | 21 | 10 | 14 | 3 | 5 | 61 |
| vs VCU | 11/22 | 37 | 37 | 74 | W | 26 | 49 | .531 | 5 | 10 | .500 | 17 | 24 | .708 | 11 | 28 | 39 | +9 | 22 | 13 | 17 | 7 | 4 | 74 |
| | | 43 | 30 | 73 | | 26 | 61 | .426 | 4 | 13 | .308 | 17 | 29 | .586 | 14 | 16 | 30 | | 20 | 11 | 9 | 3 | 8 | 73 |
| PV A&M | 11/25 | 42 | 43 | 85 | W | 29 | 56 | .518 | 6 | 20 | .300 | 21 | 26 | .808 | 12 | 17 | 29 | +1 | 18 | 17 | 12 | 2 | 9 | 85 |
| at Oklahoma | 11/29 | 36 | 31 | 67 | | 24 | 50 | .480 | 7 | 11 | .636 | 12 | 17 | .706 | 11 | 17 | 28 | | 27 | 6 | 19 | 2 | 7 | 67 |
| | | 19 | 29 | 48 | L | 16 | 68 | .235 | 7 | 33 | .212 | 9 | 13 | .692 | 21 | 25 | 46 | +2 | 17 | 8 | 7 | 3 | 2 | 48 |
| at Syracuse | 12/2 | 34 | 31 | 65 | | 26 | 61 | .426 | 4 | 12 | .333 | 9 | 14 | .643 | 12 | 32 | 44 | | 12 | 14 | 5 | 6 | 4 | 65 |
| | | 27 | 39 | 66 | Wot | 25 | 60 | .417 | 5 | 18 | .278 | 11 | 12 | .917 | 16 | 35 | 51 | +26 | 16 | 12 | 15 | 20 | 7 | 4 |
| TEMPLE | 12/5 | 24 | 34 | 58 | | 20 | 56 | .357 | 7 | 24 | .292 | 11 | 20 | .550 | 6 | 19 | 25 | | 16 | 12 | 11 | 5 | 8 | 58 |
| | | 37 | 39 | 76 | W | 27 | 59 | .458 | 6 | 11 | .545 | 16 | 21 | .762 | 10 | 28 | 38 | +9 | 13 | 13 | 7 | 2 | 5 | 76 |
| MILWAUKEE | 12/9 | 26 | 34 | 60 | | 22 | 58 | .379 | 7 | 20 | .350 | 9 | 11 | .818 | 6 | 23 | 29 | | 16 | 11 | 7 | 4 | 3 | 60 |
| | | 40 | 27 | 67 | L | 20 | 55 | .364 | 4 | 10 | .400 | 23 | 32 | .719 | 12 | 33 | 45 | +16 | 21 | 7 | 10 | 4 | 2 | 67 |
| MARQUETTE | 12/12 | 29 | 39 | 68 | | 19 | 53 | .358 | 8 | 27 | .296 | 22 | 27 | .815 | 5 | 24 | 29 | | 27 | 11 | 8 | 1 | 4 | 68 |
| | | 24 | 31 | 55 | L | 24 | 66 | .364 | 6 | 17 | .353 | 1 | 4 | .250 | 14 | 22 | 36 | +3 | 16 | 12 | 7 | 4 | 7 | 55 |
| TA&M-CC | 12/15 | 29 | 28 | 57 | | 24 | 46 | .522 | 3 | 5 | .600 | 6 | 14 | .429 | 6 | 27 | 33 | | 14 | 13 | 11 | 3 | 4 | 57 |
| | | 17 | 37 | 64 | W | 20 | 44 | .455 | 6 | 16 | .375 | 18 | 31 | .581 | 15 | 27 | 42 | +11 | 12 | 12 | 15 | 5 | 5 | 64 |
| GREEN BAY | 12/23 | 19 | 30 | 49 | | 19 | 58 | .328 | 4 | 18 | .222 | 7 | 12 | .583 | 13 | 18 | 31 | | 24 | 5 | 10 | 2 | 8 | 49 |
| | | 48 | 36 | 84 | W | 27 | 55 | .491 | 7 | 16 | .438 | 23 | 32 | .719 | 14 | 32 | 46 | +11 | 16 | 15 | 26 | 6 | 9 | 84 |
| PURDUE | 12/29 | 27 | 52 | 79 | | 27 | 71 | .380 | 9 | 26 | .346 | 16 | 26 | .615 | 16 | 19 | 35 | | 26 | 9 | 15 | 3 | 18 | 79 |
| | | 24 | 31 | 55 | L | 22 | 57 | .386 | 5 | 17 | .294 | 6 | 8 | .750 | 7 | 19 | 26 | -10 | 19 | 9 | 7 | 5 | 7 | 55 |
| RUTGERS | 1/2 | 24 | 37 | 61 | | 22 | 50 | .440 | 5 | 13 | .385 | 12 | 14 | .857 | 8 | 28 | 36 | | 11 | 12 | 16 | 2 | 4 | 61 |
| | | 42 | 37 | 79 | W | 31 | 58 | .534 | 8 | 18 | .444 | 9 | 15 | .600 | 8 | 29 | 37 | +12 | 15 | 14 | 9 | 4 | 6 | 79 |
| at Indiana | 1/5 | 31 | 26 | 57 | | 23 | 58 | .397 | 5 | 12 | .417 | 6 | 6 | 1.000 | 4 | 21 | 25 | | 16 | 10 | 10 | 1 | 2 | 57 |
| | | 28 | 30 | 58 | L | 19 | 46 | .413 | 4 | 16 | .250 | 16 | 23 | .696 | 9 | 18 | 27 | 0 | 16 | 6 | 14 | 1 | 9 | 58 |
| MARYLAND | 1/9 | 24 | 35 | 59 | | 21 | 43 | .488 | 7 | 17 | .412 | 10 | 10 | 1.000 | 4 | 23 | 27 | | 21 | 13 | 19 | 4 | 7 | 59 |
| | | 32 | 28 | 60 | L | 24 | 62 | .387 | 7 | 21 | .333 | 5 | 11 | .455 | 11 | 21 | 32 | -2 | 15 | 8 | 8 | 3 | 8 | 60 |
| at Northwestern | 1/12 | 36 | 27 | 63 | | 25 | 48 | .521 | 4 | 11 | .364 | 9 | 12 | .750 | 5 | 29 | 34 | | 15 | 10 | 16 | 6 | 3 | 63 |
| | | 24 | 41 | 65 | L | 24 | 51 | .471 | 7 | 21 | .333 | 10 | 13 | .769 | 7 | 18 | 25 | -9 | 21 | 19 | 12 | 1 | 8 | 65 |
| MICHIGAN ST. | 1/17 | 26 | 44 | 70 | | 22 | 46 | .478 | 4 | 12 | .333 | 22 | 34 | .647 | 11 | 23 | 34 | | 17 | 10 | 11 | 2 | 5 | 70 |
| | | 41 | 36 | 77 | W | 21 | 47 | .447 | 6 | 14 | .429 | 29 | 36 | .806 | 8 | 17 | 25 | -10 | 15 | 6 | 6 | 1 | 4 | 77 |
| at Penn State | 1/21 | 36 | 40 | 76 | | 28 | 59 | .475 | 8 | 18 | .444 | 12 | 16 | .750 | 15 | 20 | 35 | | 28 | 11 | 9 | 1 | 3 | 76 |
| | | 27 | 39 | 66 | W | 20 | 48 | .417 | 4 | 10 | .400 | 22 | 35 | .629 | 13 | 23 | 36 | +2 | 21 | 9 | 11 | 2 | 7 | 66 |
| INDIANA | 1/26 | 18 | 42 | 60 | | 17 | 44 | .386 | 6 | 15 | .400 | 20 | 27 | .741 | 9 | 25 | 34 | | 29 | 9 | 13 | 4 | 3 | 60 |
| | | 35 | 47 | 82 | Wot | 25 | 48 | .521 | 4 | 12 | .333 | 28 | 37 | .757 | 8 | 18 | 26 | -6 | 17 | 5 | 16 | 5 | 9 | 82 |
| at Illinois | 1/31 | 34 | 45 | 79 | | 28 | 62 | .452 | 7 | 16 | .438 | 16 | 18 | .889 | 13 | 19 | 32 | | 31 | 6 | 19 | 3 | 8 | 79 |
| | | 33 | 30 | 63 | W | 22 | 50 | .440 | 2 | 14 | .143 | 17 | 20 | .850 | 9 | 28 | 37 | +12 | 16 | 8 | 12 | 1 | 6 | 63 |
| OHIO STATE | 2/4 | 28 | 27 | 55 | | 18 | 50 | .360 | 6 | 14 | .429 | 13 | 15 | .867 | 5 | 20 | 25 | | 17 | 6 | 11 | 0 | 6 | 55 |
| | | 38 | 41 | 79 | W | 28 | 57 | .491 | 13 | 27 | .481 | 10 | 17 | .588 | 13 | 23 | 36 | +9 | 14 | 15 | 11 | 1 | 5 | 79 |
| NEBRASKA | 2/10 | 32 | 36 | 68 | | 26 | 58 | .448 | 7 | 18 | .389 | 9 | 12 | .750 | 10 | 17 | 27 | | 19 | 8 | 10 | 4 | 2 | 68 |
| | | 30 | 42 | 72 | W | 22 | 43 | .512 | 11 | 18 | .611 | 17 | 28 | .607 | 7 | 21 | 28 | -5 | 13 | 13 | 11 | 2 | 4 | 72 |
| at Maryland | 2/13 | 26 | 35 | 61 | | 24 | 59 | .407 | 4 | 13 | .308 | 9 | 12 | .750 | 14 | 19 | 33 | | 23 | 7 | 10 | 4 | 3 | 61 |
| | | 36 | 34 | 70 | W | 23 | 56 | .411 | 12 | 26 | .462 | 12 | 18 | .667 | 13 | 27 | 40 | +10 | 18 | 13 | 11 | 2 | 5 | 70 |
| at Michigan St. | 2/18 | 21 | 36 | 57 | | 20 | 50 | .400 | 5 | 14 | .357 | 12 | 21 | .571 | 9 | 21 | 30 | | 19 | 11 | 12 | 9 | 8 | 57 |
| | | 23 | 34 | 57 | L | 20 | 59 | .339 | 6 | 20 | .300 | 11 | 17 | .647 | 14 | 17 | 31 | -7 | 10 | 13 | 9 | 3 | 4 | 57 |
| ILLINOIS | 2/21 | 32 | 37 | 69 | | 26 | 56 | .464 | 8 | 17 | .471 | 9 | 13 | .692 | 12 | 26 | 38 | | 18 | 20 | 12 | 6 | 4 | 69 |
| | | 24 | 45 | 69 | W | 19 | 44 | .432 | 5 | 20 | .250 | 26 | 33 | .788 | 5 | 26 | 31 | -2 | 12 | 13 | 7 | 2 | 9 | 69 |
| at Iowa | 2/24 | 29 | 31 | 60 | | 22 | 56 | .393 | 9 | 22 | .409 | 7 | 10 | .700 | 9 | 24 | 33 | | 26 | 10 | 12 | 2 | 5 | 60 |
| | | 35 | 32 | 67 | W | 25 | 52 | .481 | 10 | 23 | .435 | 7 | 12 | .583 | 8 | 22 | 30 | -13 | 20 | 17 | 11 | 4 | 8 | 67 |
| MICHIGAN | 2/28 | 34 | 25 | 59 | | 18 | 55 | .327 | 5 | 18 | .278 | 18 | 25 | .720 | 20 | 23 | 43 | | 17 | 9 | 14 | 3 | 8 | 59 |
| | | 29 | 39 | 68 | W | 24 | 49 | .490 | 8 | 21 | .381 | 12 | 15 | .800 | 7 | 26 | 33 | +13 | 12 | 14 | 12 | 4 | 6 | 68 |
| at Minnesota | 3/2 | 30 | 27 | 57 | | 24 | 50 | .480 | 5 | 13 | .385 | 4 | 7 | .571 | 3 | 17 | 20 | | 16 | 14 | 11 | 1 | 5 | 57 |
| | | 40 | 22 | 62 | W | 24 | 52 | .462 | 7 | 20 | .350 | 7 | 14 | .500 | 11 | 23 | 34 | 0 | 20 | 12 | 11 | 6 | 6 | 62 |
| at Purdue | 3/6 | 24 | 25 | 49 | | 16 | 48 | .333 | 3 | 17 | .176 | 14 | 21 | .667 | 12 | 22 | 34 | | 18 | 11 | 13 | 2 | 3 | 49 |
| | | 39 | 41 | 80 | L | 26 | 60 | .433 | 13 | 29 | .448 | 15 | 20 | .750 | 8 | 14 | 22 | -9 | 23 | 12 | 6 | 1 | 6 | 80 |
| vs Nebraska | 3/10 | 45 | 46 | 91 | | 28 | 45 | .622 | 10 | 19 | .526 | 25 | 33 | .758 | 5 | 26 | 31 | | 14 | 23 | 11 | 2 | 2 | 91 |
| | | 21 | 37 | | | | | | | | | | | | | | | | | | | | | |

2016-17 GAME-BY-GAME STATISTICS (27-10, 12-6)

| Opponent | Date | Final | | | W/L | 3-PTRS | | | REBOUNDS | | | PF | A | TO | Blk | Stl | Pts | | | | | | | |
|------------------|-------|-------|----|----|-----|--------|------|------|----------|-----|------|-----|-----|-------|-----|-----|------|------|-----|-----|-----|-----|-----|------|
| | | 1 | 2 | 3 | | FGA | Pct | 3FG | FGA | Pct | FT | | | | | | | FTA | Pct | Off | Def | Tot | M | |
| C. ARKANSAS | 11/11 | 34 | 45 | 79 | W | 25 | 53 | .472 | 11 | 29 | .379 | 18 | 23 | .783 | 14 | 30 | 44 | +15 | 17 | 14 | 11 | 6 | 6 | 79 |
| at Creighton | 11/15 | 22 | 25 | 47 | L | 15 | 53 | .283 | 6 | 16 | .375 | 11 | 18 | .611 | 13 | 16 | 29 | +15 | 18 | 10 | 12 | 3 | 6 | 47 |
| CHICAGO ST. | 11/17 | 32 | 37 | 69 | W | 26 | 63 | .413 | 11 | 39 | .282 | 4 | 5 | .800 | 16 | 26 | 42 | +26 | 22 | 15 | 16 | 1 | 4 | 67 |
| vs Tennessee | 11/21 | 33 | 46 | 79 | W | 28 | 56 | .500 | 8 | 16 | .500 | 15 | 22 | .682 | 6 | 21 | 27 | +11 | 13 | 15 | 7 | 1 | 8 | 79 |
| vs Georgetown | 11/22 | 32 | 37 | 69 | W | 26 | 58 | .448 | 5 | 19 | .263 | 12 | 19 | .632 | 16 | 30 | 46 | +29 | 12 | 18 | 13 | 2 | 5 | 69 |
| vs N. Carolina | 11/23 | 24 | 27 | 51 | L | 18 | 51 | .353 | 8 | 22 | .364 | 7 | 10 | .700 | 3 | 17 | 20 | -12 | 19 | 5 | 13 | 3 | 8 | 51 |
| PR. VIEW A&M | 11/27 | 47 | 48 | 95 | W | 27 | 48 | .563 | 7 | 19 | .368 | 13 | 19 | .684 | 8 | 28 | 36 | +18 | 12 | 16 | 18 | 5 | 7 | 74 |
| SYRACUSE | 11/29 | 32 | 30 | 62 | W | 25 | 62 | .403 | 6 | 19 | .316 | 6 | 6 | 1.000 | 9 | 16 | 25 | +15 | 17 | 10 | 10 | 2 | 7 | 62 |
| OKLAHOMA | 12/3 | 32 | 41 | 73 | W | 28 | 65 | .431 | 5 | 22 | .227 | 12 | 16 | .750 | 20 | 30 | 50 | +29 | 18 | 12 | 13 | 5 | 5 | 73 |
| IDAHO STATE | 12/7 | 29 | 28 | 57 | L | 18 | 47 | .383 | 5 | 15 | .333 | 16 | 20 | .800 | 1 | 20 | 21 | -12 | 16 | 7 | 10 | 1 | 6 | 57 |
| at Marquette | 12/10 | 20 | 36 | 56 | L | 21 | 55 | .382 | 8 | 22 | .364 | 6 | 10 | .600 | 4 | 22 | 26 | -12 | 12 | 12 | 11 | 5 | 8 | 56 |
| GREEN BAY | 12/14 | 29 | 42 | 71 | W | 28 | 57 | .491 | 3 | 12 | .250 | 12 | 12 | 1.000 | 7 | 31 | 38 | +1 | 13 | 10 | 12 | 3 | 3 | 71 |
| FLORIDA A&M | 12/23 | 47 | 48 | 95 | W | 33 | 59 | .559 | 9 | 27 | .333 | 20 | 27 | .741 | 15 | 29 | 44 | +32 | 14 | 15 | 11 | 4 | 4 | 95 |
| RUTGERS | 12/27 | 27 | 23 | 50 | L | 22 | 59 | .373 | 6 | 18 | .333 | 0 | 3 | .000 | 11 | 15 | 26 | +18 | 24 | 7 | 15 | 1 | 4 | 50 |
| at Indiana | 1/3 | 43 | 34 | 77 | W | 29 | 59 | .492 | 11 | 23 | .478 | 8 | 16 | .500 | 14 | 26 | 40 | +15 | 14 | 21 | 12 | 1 | 4 | 77 |
| at Purdue | 1/8 | 39 | 21 | 60 | L | 21 | 55 | .382 | 6 | 23 | .261 | 12 | 13 | .923 | 7 | 18 | 25 | -12 | 18 | 9 | 10 | 3 | 9 | 60 |
| OHIO STATE | 1/12 | 40 | 30 | 70 | W | 33 | 63 | .524 | 12 | 27 | .444 | 12 | 20 | .600 | 10 | 21 | 31 | +2 | 14 | 15 | 5 | 4 | 5 | 90 |
| MICHIGAN | 1/17 | 40 | 30 | 70 | W | 25 | 51 | .490 | 6 | 14 | .429 | 14 | 17 | .824 | 6 | 23 | 29 | +13 | 20 | 4 | 16 | 3 | 1 | 70 |
| at Minnesota | 1/21 | 35 | 43 | 78 | W | 30 | 58 | .517 | 6 | 20 | .300 | 12 | 22 | .545 | 13 | 34 | 47 | +26 | 16 | 11 | 10 | 4 | 9 | 78 |
| PENN STATE | 1/24 | 16 | 28 | 44 | L | 16 | 48 | .333 | 7 | 23 | .304 | 5 | 13 | .385 | 3 | 18 | 21 | -7 | 21 | 8 | 17 | 2 | 5 | 44 |
| vs Rutgers | 1/28 | 35 | 58 | 93 | W | 32 | 55 | .582 | 8 | 18 | .444 | 21 | 29 | .724 | 8 | 25 | 33 | +6 | 18 | 20 | 9 | 6 | 9 | 93 |
| at Illinois | 1/31 | 40 | 44 | 84 | W | 27 | 58 | .466 | 10 | 22 | .455 | 20 | 23 | .870 | 8 | 19 | 27 | +1 | 25 | 8 | 12 | 2 | 5 | 84 |
| INDIANA | 2/5 | 31 | 42 | 73 | W | 27 | 58 | .466 | 5 | 15 | .333 | 14 | 21 | .667 | 9 | 26 | 35 | +1 | 15 | 18 | 9 | 3 | 13 | 73 |
| at Nebraska | 2/9 | 21 | 38 | 59 | L | 23 | 57 | .404 | 6 | 19 | .316 | 7 | 12 | .583 | 11 | 23 | 34 | -12 | 19 | 13 | 19 | 1 | 2 | 59 |
| N'WESTERN | 2/12 | 43 | 47 | 90 | W | 34 | 65 | .523 | 12 | 27 | .444 | 10 | 11 | .909 | 15 | 38 | 53 | +32 | 13 | 23 | 13 | 1 | 9 | 90 |
| at Michigan | 2/16 | 22 | 15 | 37 | L | 14 | 54 | .259 | 6 | 22 | .273 | 3 | 8 | .375 | 4 | 17 | 21 | +9 | 14 | 7 | 15 | 2 | 4 | 37 |
| MARYLAND | 2/19 | 33 | 39 | 72 | W | 23 | 54 | .426 | 5 | 18 | .278 | 21 | 28 | .750 | 16 | 28 | 44 | +9 | 15 | 9 | 13 | 6 | 10 | 72 |
| at Ohio State | 2/23 | 18 | 34 | 52 | L | 19 | 62 | .306 | 7 | 18 | .389 | 7 | 11 | .636 | 17 | 18 | 35 | -7 | 24 | 7 | 15 | 4 | 6 | 52 |
| vs Villanova | 3/18 | 38 | 37 | 75 | W | 28 | 56 | .500 | 10 | 20 | .500 | 9 | 14 | .643 | 8 | 17 | 25 | +13 | 15 | 12 | 7 | 4 | 9 | 75 |
| vs Florida | 3/24 | 37 | 31 | 68 | L | 26 | 49 | .531 | 5 | 15 | .333 | 11 | 15 | .733 | 9 | 23 | 32 | -7 | 16 | 9 | 13 | 2 | 5 | 68 |
| at Michigan St. | 2/26 | 23 | 32 | 55 | L | 23 | 59 | .390 | 2 | 14 | .143 | 7 | 10 | .700 | 7 | 15 | 22 | -12 | 17 | 12 | 9 | 1 | 9 | 55 |
| IOWA | 3/2 | 29 | 37 | 66 | W | 24 | 46 | .522 | 7 | 15 | .467 | 11 | 12 | .917 | 6 | 28 | 34 | +13 | 15 | 16 | 18 | 4 | 3 | 66 |
| MINNESOTA | 3/5 | 45 | 44 | 89 | W | 36 | 73 | .493 | 12 | 22 | .545 | 5 | 15 | .333 | 21 | 23 | 44 | +13 | 17 | 19 | 8 | 2 | 8 | 89 |
| vs Indiana | 3/10 | 27 | 39 | 66 | L | 21 | 53 | .396 | 5 | 20 | .250 | 19 | 23 | .826 | 10 | 21 | 31 | -7 | 14 | 7 | 12 | 10 | 6 | 66 |
| vs Northwestern | 3/11 | 26 | 42 | 68 | W | 24 | 53 | .453 | 6 | 16 | .375 | 14 | 24 | .583 | 8 | 24 | 32 | 0 | 15 | 11 | 8 | 3 | 5 | 68 |
| vs Michigan | 3/12 | 21 | 43 | 64 | L | 22 | 51 | .431 | 10 | 21 | .476 | 10 | 11 | .909 | 5 | 27 | 32 | +3 | 21 | 10 | 10 | 4 | 3 | 64 |
| vs Virginia Tech | 3/16 | 32 | 46 | 78 | Wot | 31 | 62 | .500 | 7 | 14 | .500 | 9 | 13 | .692 | 9 | 27 | 36 | +3 | 13 | 19 | 13 | 6 | 5 | 78 |
| vs Villanova | 3/18 | 34 | 42 | 76 | Wot | 30 | 64 | .469 | 9 | 17 | .529 | 7 | 10 | .700 | 9 | 24 | 33 | +14 | 13 | 19 | 10 | 7 | 6 | 76 |
| vs Florida | 3/24 | 36 | 46 | 82 | W | 26 | 55 | .473 | 9 | 23 | .391 | 21 | 29 | .724 | 14 | 25 | 39 | +14 | 15 | 15 | 11 | 1 | 7 | 82 |
| Wisconsin | | 2595 | | | | 943 | 2081 | .453 | 276 | 772 | .358 | 433 | 673 | .643 | 449 | 891 | 1340 | +230 | 576 | 489 | 395 | 129 | 242 | 72.1 |
| Opponents | | 2224 | | | | 794 | 1931 | .411 | 243 | 645 | .377 | 393 | 531 | .740 | 305 | 805 | 1110 | | 656 | 366 | 460 | 108 | 193 | 61.8 |

2017-18 GAME-BY-GAME STATISTICS (15-18, 7-11)

| Opponent | Date | 1 | 2 | Final | W/L | FG | | | 3-PTRS | | | FT | | | REBOUNDS | | | | PF | A | TO | Blk | Stl | Pts |
|------------------|-------|----|----|-------|-----|-----|-----|------|--------|-----|------|----|-----|-------|----------|-----|-----|-----|----|----|----|-----|-----|-----|
| | | | | | | Pct | FGA | Pct | 3FG | FGA | Pct | FT | FTA | Pct | Off | Def | Tot | M | | | | | | |
| S. CAROLINA ST | 11/10 | 46 | 39 | 85 | W | 32 | 56 | .571 | 10 | 23 | .435 | 11 | 18 | .611 | 8 | 33 | 41 | +19 | 9 | 18 | 13 | 3 | 7 | 85 |
| | | 28 | 22 | 50 | | 19 | 56 | .339 | 6 | 18 | .333 | 6 | 9 | .667 | 4 | 18 | 22 | | 19 | 7 | 14 | 0 | 7 | 50 |
| YALE | 11/12 | 43 | 46 | 89 | W | 31 | 61 | .508 | 7 | 22 | .318 | 20 | 26 | .769 | 7 | 27 | 34 | +3 | 19 | 13 | 7 | 2 | 9 | 89 |
| | | 22 | 39 | 61 | | 22 | 51 | .431 | 6 | 23 | .261 | 11 | 16 | .688 | 5 | 26 | 31 | | 26 | 13 | 17 | 2 | 2 | 61 |
| XAVIER | 11/16 | 34 | 36 | 70 | L | 25 | 61 | .410 | 7 | 24 | .292 | 13 | 21 | .619 | 7 | 21 | 28 | -9 | 21 | 13 | 7 | 2 | 7 | 70 |
| | | 34 | 46 | 80 | | 27 | 53 | .509 | 6 | 17 | .353 | 20 | 23 | .870 | 7 | 30 | 37 | | 20 | 14 | 11 | 1 | 2 | 80 |
| vs Baylor | 11/20 | 34 | 36 | 70 | L | 23 | 58 | .397 | 7 | 21 | .333 | 12 | 18 | .667 | 12 | 20 | 32 | -7 | 20 | 13 | 8 | 4 | 2 | 65 |
| | | 34 | 46 | 80 | | 21 | 53 | .396 | 6 | 13 | .462 | 22 | 31 | .710 | 13 | 26 | 39 | | 21 | 12 | 9 | 6 | 5 | 70 |
| vs UCLA | 11/21 | 38 | 32 | 70 | L | 25 | 52 | .481 | 5 | 22 | .227 | 15 | 22 | .682 | 4 | 21 | 25 | -3 | 18 | 9 | 12 | 1 | 7 | 70 |
| | | 31 | 41 | 72 | | 27 | 50 | .540 | 9 | 17 | .529 | 9 | 13 | .692 | 5 | 23 | 28 | | 21 | 13 | 19 | 2 | 7 | 72 |
| MILWAUKEE | 11/24 | 28 | 43 | 71 | W | 27 | 54 | .500 | 10 | 19 | .526 | 7 | 10 | .700 | 12 | 25 | 37 | +12 | 14 | 14 | 9 | 2 | 3 | 71 |
| | | 23 | 26 | 49 | | 23 | 51 | .451 | 1 | 11 | .091 | 2 | 8 | .250 | 7 | 18 | 25 | | 18 | 3 | 9 | 2 | 5 | 49 |
| at Virginia | 11/27 | 20 | 17 | 37 | L | 15 | 48 | .313 | 3 | 20 | .150 | 4 | 7 | .571 | 9 | 21 | 30 | -9 | 10 | 6 | 14 | 1 | 5 | 37 |
| | | 24 | 25 | 49 | | 23 | 60 | .383 | 3 | 14 | .214 | 0 | 0 | .000 | 14 | 25 | 39 | | 14 | 7 | 12 | 2 | 6 | 49 |
| OHIO STATE | 12/2 | 26 | 32 | 58 | L | 19 | 49 | .388 | 10 | 27 | .370 | 10 | 12 | .833 | 5 | 13 | 18 | -14 | 18 | 10 | 13 | 1 | 5 | 58 |
| | | 49 | 34 | 83 | | 31 | 47 | .660 | 7 | 13 | .538 | 14 | 19 | .737 | 5 | 27 | 32 | | 16 | 19 | 13 | 3 | 10 | 83 |
| at Penn State | 12/4 | 31 | 33 | 64 | W | 23 | 52 | .442 | 5 | 11 | .455 | 13 | 19 | .684 | 8 | 28 | 36 | +2 | 23 | 13 | 10 | 4 | 8 | 64 |
| | | 25 | 38 | 63 | | 20 | 56 | .357 | 2 | 14 | .143 | 21 | 25 | .840 | 10 | 24 | 34 | | 16 | 12 | 11 | 13 | 6 | 63 |
| at Temple | 12/6 | 28 | 27 | 55 | L | 23 | 56 | .411 | 5 | 20 | .250 | 4 | 6 | .667 | 8 | 25 | 33 | +1 | 14 | 14 | 11 | 2 | 4 | 55 |
| | | 31 | 28 | 59 | | 24 | 53 | .453 | 3 | 14 | .214 | 8 | 15 | .533 | 7 | 25 | 32 | | 10 | 12 | 9 | 6 | 7 | 59 |
| MARQUETTE | 12/9 | 32 | 31 | 63 | L | 23 | 54 | .426 | 4 | 12 | .333 | 13 | 20 | .650 | 12 | 19 | 31 | +1 | 10 | 11 | 12 | 5 | 4 | 63 |
| | | 41 | 41 | 82 | | 29 | 55 | .527 | 14 | 22 | .636 | 10 | 10 | 1.000 | 7 | 23 | 30 | | 18 | 14 | 9 | 5 | 3 | 82 |
| W. KENTUCKY | 12/13 | 34 | 47 | 81 | W | 28 | 51 | .549 | 12 | 20 | .600 | 13 | 23 | .565 | 8 | 17 | 25 | -1 | 14 | 17 | 15 | 7 | 5 | 81 |
| | | 38 | 42 | 80 | | 32 | 59 | .542 | 7 | 14 | .500 | 9 | 11 | .818 | 8 | 18 | 26 | | 20 | 13 | 12 | 1 | 9 | 80 |
| GREEN BAY | 12/23 | 44 | 37 | 81 | W | 30 | 56 | .536 | 5 | 19 | .263 | 16 | 20 | .800 | 13 | 27 | 40 | +20 | 13 | 13 | 15 | 6 | 5 | 81 |
| | | 24 | 36 | 60 | | 20 | 50 | .400 | 6 | 16 | .375 | 14 | 17 | .824 | 5 | 15 | 20 | | 21 | 11 | 14 | 1 | 8 | 60 |
| CHICAGO ST | 12/27 | 41 | 41 | 82 | W | 26 | 51 | .510 | 7 | 20 | .350 | 23 | 32 | .719 | 7 | 22 | 29 | +2 | 16 | 14 | 8 | 6 | 5 | 82 |
| | | 24 | 46 | 70 | | 26 | 56 | .464 | 3 | 9 | .333 | 15 | 18 | .833 | 8 | 19 | 27 | | 24 | 11 | 10 | 2 | 7 | 70 |
| UMASS LOWELL | 12/30 | 42 | 40 | 82 | W | 32 | 57 | .561 | 8 | 15 | .533 | 10 | 14 | .714 | 13 | 23 | 36 | +17 | 13 | 17 | 10 | 1 | 5 | 82 |
| | | 20 | 33 | 53 | | 22 | 48 | .458 | 7 | 19 | .368 | 2 | 10 | .200 | 5 | 14 | 19 | | 19 | 14 | 12 | 3 | 6 | 53 |
| INDIANA | 1/2 | 30 | 41 | 71 | W | 23 | 47 | .489 | 7 | 15 | .467 | 18 | 24 | .750 | 13 | 17 | 30 | +8 | 13 | 12 | 15 | 4 | 6 | 71 |
| | | 33 | 28 | 61 | | 24 | 50 | .480 | 4 | 15 | .267 | 9 | 10 | .900 | 7 | 15 | 22 | | 22 | 9 | 12 | 3 | 7 | 61 |
| at Rutgers | 1/5 | 24 | 36 | 60 | L | 23 | 47 | .489 | 2 | 13 | .154 | 12 | 15 | .800 | 6 | 26 | 32 | +4 | 18 | 13 | 14 | 3 | 4 | 60 |
| | | 25 | 39 | 64 | | 25 | 54 | .463 | 5 | 8 | .625 | 9 | 16 | .563 | 7 | 21 | 28 | | 17 | 12 | 6 | 1 | 5 | 64 |
| at Nebraska | 1/9 | 22 | 37 | 59 | L | 25 | 59 | .424 | 5 | 19 | .263 | 4 | 10 | .400 | 9 | 23 | 32 | -2 | 21 | 11 | 10 | 4 | 5 | 59 |
| | | 26 | 37 | 63 | | 20 | 47 | .426 | 2 | 14 | .143 | 21 | 28 | .750 | 6 | 28 | 34 | | 17 | 8 | 13 | 6 | 2 | 63 |
| at Purdue | 1/16 | 22 | 28 | 50 | L | 17 | 48 | .354 | 6 | 19 | .316 | 10 | 12 | .833 | 9 | 24 | 33 | +5 | 16 | 10 | 20 | 2 | 5 | 50 |
| | | 39 | 39 | 78 | | 30 | 58 | .517 | 14 | 22 | .636 | 4 | 10 | .400 | 6 | 22 | 28 | | 12 | 20 | 9 | 7 | 14 | 78 |
| ILLINOIS | 1/19 | 43 | 32 | 75 | W | 26 | 49 | .531 | 7 | 19 | .368 | 16 | 21 | .762 | 10 | 19 | 29 | -2 | 12 | 15 | 12 | 10 | 8 | 75 |
| | | 32 | 18 | 50 | | 23 | 57 | .404 | 1 | 14 | .071 | 3 | 7 | .429 | 16 | 15 | 31 | | 22 | 7 | 14 | 4 | 5 | 50 |
| at Iowa | 1/23 | 28 | 39 | 67 | L | 26 | 65 | .400 | 4 | 18 | .222 | 11 | 14 | .786 | 10 | 22 | 32 | -9 | 20 | 15 | 10 | 1 | 7 | 67 |
| | | 37 | 48 | 85 | | 31 | 60 | .517 | 6 | 18 | .333 | 17 | 22 | .773 | 10 | 31 | 41 | | 17 | 20 | 11 | 3 | 7 | 85 |
| at Michigan St | 1/26 | 21 | 40 | 61 | L | 21 | 58 | .362 | 5 | 24 | .208 | 14 | 16 | .875 | 12 | 16 | 28 | -8 | 19 | 10 | 11 | 3 | 7 | 61 |
| | | 37 | 39 | 76 | | 27 | 54 | .500 | 8 | 19 | .421 | 14 | 16 | .875 | 11 | 25 | 36 | | 19 | 19 | 13 | 9 | 2 | 76 |
| NEBRASKA | 1/29 | 32 | 31 | 63 | L | 20 | 47 | .426 | 7 | 20 | .350 | 16 | 31 | .516 | 5 | 27 | 32 | -2 | 24 | 12 | 13 | 4 | 1 | 63 |
| | | 30 | 44 | 74 | | 23 | 56 | .411 | 4 | 19 | .211 | 24 | 28 | .857 | 5 | 29 | 34 | | 26 | 10 | 6 | 4 | 6 | 74 |
| NORTHWESTERN 2/1 | 2/6 | 26 | 26 | 52 | W | 19 | 58 | .328 | 7 | 26 | .269 | 7 | 10 | .700 | 14 | 17 | 31 | +1 | 13 | 11 | 11 | 3 | 7 | 52 |
| | | 37 | 23 | 60 | | 21 | 42 | .500 | 4 | 11 | .364 | 14 | 17 | .824 | 6 | 24 | 30 | | 14 | 9 | 14 | 4 | 5 | 60 |
| at Maryland | 2/4 | 23 | 40 | 63 | L | 24 | 57 | .421 | 7 | 21 | .333 | 8 | 11 | .727 | 12 | 17 | 29 | +1 | 18 | 12 | 9 | 3 | 3 | 63 |
| | | 33 | 35 | 68 | | 23 | 47 | .489 | 4 | 14 | .286 | 18 | 19 | .947 | 6 | 22 | 28 | | 14 | 10 | 9 | 6 | 2 | 68 |
| at Illinois | 2/8 | 36 | 42 | 78 | W | 25 | 47 | .532 | 8 | 15 | .533 | 20 | 27 | .741 | 7 | 23 | 30 | 0 | 22 | 20 | 10 | 6 | 6 | 78 |
| | | 33 | 36 | 69 | | 21 | 55 | .382 | 9 | 24 | .375 | 18 | 24 | .750 | 14 | 16 | 30 | | 24 | 7 | 13 | 1 | 8 | 69 |
| MICHIGAN | 2/11 | 22 | 50 | 72 | L | 27 | 55 | .491 | 7 | 17 | .412 | 11 | 14 | .786 | 6 | 17 | 23 | -10 | 20 | 10 | 8 | 4 | 2 | 72 |
| | | 44 | 39 | 83 | | 28 | 50 | .560 | 9 | 20 | .450 | 18 | 24 | .750 | 8 | 25 | 33 | | 16 | 15 | 8 | 3 | 2 | 83 |
| PURDUE | 2/15 | 21 | 36 | 57 | W | 20 | 51 | .392 | 4 | 21 | .190 | 13 | 20 | .650 | 6 | 29 | 35 | 0 | 20 | 10 | 9 | 4 | 6 | 57 |
| | | 21 | 32 | 53 | | 19 | 48 | .396 | 4 | 17 | .235 | 11 | 17 | .647 | 4 | 31 | 35 | | 18 | 7 | 13 | 3 | 2 | 53 |
| MINNESOTA | 2/19 | 35 | 38 | 73 | Wot | 25 | 55 | .455 | 12 | 29 | .414 | 11 | 18 | .611 | 6 | 24 | 30 | -4 | 12 | 15 | 11 | 5 | 8 | 73 |
| | | 34 | 29 | 63 | | 25 | 58 | .431 | 6 | 16 | .375 | 7 | 8 | .875 | 8 | 26 | 34 | | 17 | 11 | 15 | 0 | 8 | 63 |
| at Northwestern | 2/22 | 38 | 32 | 70 | W | 24 | 45 | .533 | 9 | 20 | .450 | 13 | 18 | .722 | 7 | 14 | 21 | -5 | 16 | 16 | 9 | 5 | 9 | 70 |
| | | 32 | 32 | 64 | | 23 | 47 | .489 | 4 | 13 | .308 | 14 | 17 | .824 | 9 | 17 | | | | | | | | |

2018-19 GAME-BY-GAME STATISTICS (23-II, 14-6)

| Opponent | Date | 1 | 2 | Final | W/L | 3-PTRS | | | REBOUNDS | | | PF | A | TO | Blk | Stl | Pts | | | | | | | |
|-----------------|-------|----|----|-------|------|--------|-----|------|----------|-----|------|----|----|------|-----|-----|-----|-----|-----|-----|-----|-----|-----|-----|
| | | | | | | FG | FGA | Pct | 3FG | FGA | Pct | | | | | | | FT | FTA | Pct | Off | Def | Tot | M |
| COPPIN STATE | 11/6 | 49 | 36 | 85 | W | 25 | 61 | .410 | 12 | 32 | .375 | 23 | 26 | .885 | 11 | 26 | 37 | +1 | 15 | 17 | 5 | 8 | 4 | 85 |
| | | 27 | 36 | 63 | | 21 | 59 | .356 | 11 | 29 | .379 | 10 | 16 | .625 | 12 | 24 | 36 | | 26 | 9 | 14 | 3 | 3 | 63 |
| at Xavier | 11/13 | 30 | 47 | 77 | W | 31 | 62 | .500 | 9 | 16 | .563 | 6 | 13 | .462 | 12 | 28 | 40 | +8 | 15 | 14 | 7 | 4 | 4 | 78 |
| | | 28 | 40 | 68 | | 27 | 59 | .458 | 5 | 24 | .208 | 9 | 16 | .563 | 9 | 23 | 32 | | 17 | 10 | 10 | 4 | 3 | 68 |
| HOUSTON BA. | 11/17 | 50 | 46 | 96 | W | 35 | 58 | .603 | 7 | 18 | .389 | 19 | 25 | .760 | 7 | 27 | 34 | +10 | 14 | 18 | 10 | 4 | 6 | 96 |
| | | 24 | 35 | 59 | | 22 | 57 | .386 | 7 | 22 | .318 | 8 | 12 | .667 | 7 | 17 | 24 | | 25 | 7 | 15 | 1 | 4 | 59 |
| vs Stanford | 11/21 | 28 | 34 | 62 | W | 23 | 54 | .426 | 1 | 8 | .125 | 15 | 19 | .789 | 7 | 36 | 43 | +4 | 16 | 2 | 11 | 11 | 5 | 62 |
| | | 24 | 22 | 46 | | 16 | 59 | .271 | 2 | 18 | .111 | 12 | 19 | .632 | 12 | 27 | 39 | | 21 | 9 | 12 | 6 | 3 | 46 |
| vs Oklahoma | 11/22 | 31 | 47 | 78 | W | 28 | 59 | .475 | 14 | 22 | .636 | 8 | 11 | .727 | 10 | 23 | 33 | +2 | 12 | 16 | 8 | 3 | 8 | 78 |
| | | 28 | 30 | 58 | | 24 | 51 | .471 | 5 | 13 | .385 | 5 | 11 | .455 | 9 | 22 | 31 | | 14 | 7 | 15 | 7 | 5 | 58 |
| vs #4 Virginia | 11/23 | 18 | 28 | 46 | L | 21 | 48 | .438 | 2 | 11 | .182 | 2 | 3 | .667 | 4 | 29 | 33 | +2 | 11 | 13 | 13 | 5 | 4 | 46 |
| | | 33 | 20 | 53 | | 20 | 54 | .370 | 4 | 17 | .235 | 9 | 12 | .750 | 7 | 24 | 31 | | 9 | 10 | 5 | 2 | 9 | 53 |
| NC STATE | 11/27 | 29 | 50 | 79 | W | 28 | 57 | .491 | 11 | 21 | .524 | 12 | 20 | .600 | 8 | 22 | 30 | -6 | 12 | 16 | 10 | 4 | 3 | 79 |
| | | 36 | 39 | 75 | | 31 | 66 | .470 | 7 | 18 | .389 | 6 | 8 | .750 | 11 | 25 | 36 | | 24 | 9 | 11 | 2 | 5 | 75 |
| at #14 Iowa | 11/30 | 27 | 45 | 72 | W | 27 | 56 | .482 | 8 | 24 | .333 | 10 | 14 | .714 | 5 | 27 | 32 | -6 | 24 | 13 | 9 | 1 | 5 | 72 |
| | | 27 | 39 | 66 | | 23 | 59 | .390 | 6 | 24 | .250 | 14 | 19 | .737 | 11 | 27 | 38 | | 16 | 9 | 11 | 4 | 2 | 66 |
| RUTGERS | 12/3 | 26 | 43 | 69 | W | 29 | 54 | .537 | 5 | 14 | .357 | 6 | 13 | .462 | 4 | 23 | 27 | -3 | 11 | 7 | 6 | 1 | 4 | 69 |
| | | 31 | 33 | 64 | | 27 | 58 | .466 | 5 | 16 | .313 | 5 | 6 | .833 | 6 | 24 | 30 | | 19 | 10 | 8 | 2 | 3 | 64 |
| at Marquette | 12/8 | 33 | 28 | 69 | Lot | 27 | 54 | .500 | 5 | 24 | .208 | 10 | 21 | .476 | 3 | 33 | 36 | -5 | 21 | 15 | 13 | 2 | 4 | 69 |
| | | 32 | 29 | 74 | | 23 | 65 | .354 | 6 | 18 | .333 | 22 | 34 | .647 | 14 | 27 | 41 | | 18 | 11 | 8 | 4 | 5 | 74 |
| SAVANNAH ST. | 12/13 | 69 | 32 | 101 | W | 37 | 66 | .561 | 16 | 34 | .471 | 11 | 14 | .786 | 13 | 32 | 45 | +25 | 5 | 28 | 10 | 2 | 10 | 101 |
| | | 32 | 28 | 60 | | 24 | 60 | .400 | 11 | 39 | .282 | 1 | 2 | .500 | 3 | 17 | 20 | | 15 | 16 | 13 | 2 | 5 | 60 |
| GRAMBLING ST | 12/22 | 39 | 45 | 84 | W | 28 | 57 | .491 | 8 | 21 | .381 | 20 | 26 | .769 | 11 | 30 | 41 | +15 | 16 | 17 | 10 | 4 | 8 | 84 |
| | | 27 | 26 | 53 | | 19 | 50 | .380 | 8 | 17 | .471 | 7 | 15 | .467 | 6 | 20 | 26 | | 21 | 10 | 17 | 2 | 4 | 53 |
| at W. Kentucky | 12/29 | 34 | 42 | 76 | L | 31 | 68 | .456 | 6 | 21 | .286 | 8 | 11 | .727 | 8 | 23 | 31 | -7 | 17 | 9 | 7 | 1 | 5 | 76 |
| | | 30 | 53 | 83 | | 32 | 58 | .552 | 6 | 15 | .400 | 13 | 16 | .813 | 6 | 32 | 38 | | 14 | 19 | 13 | 7 | 5 | 83 |
| MINNESOTA | 1/3 | 14 | 38 | 52 | L | 20 | 48 | .417 | 5 | 22 | .227 | 7 | 17 | .412 | 2 | 23 | 25 | -12 | 17 | 5 | 11 | 5 | 8 | 52 |
| | | 29 | 30 | 59 | | 21 | 48 | .438 | 6 | 14 | .429 | 11 | 17 | .647 | 6 | 31 | 37 | | 19 | 8 | 14 | 0 | 7 | 59 |
| at Penn State | 1/6 | 33 | 38 | 71 | W | 30 | 61 | .492 | 8 | 16 | .500 | 3 | 5 | .600 | 8 | 25 | 33 | -2 | 14 | 17 | 7 | 6 | 9 | 71 |
| | | 23 | 29 | 52 | | 20 | 53 | .377 | 4 | 20 | .200 | 8 | 13 | .615 | 11 | 24 | 35 | | 13 | 10 | 16 | 2 | 4 | 52 |
| PURDUE | 1/11 | 36 | 38 | 80 | Lot | 30 | 56 | .536 | 9 | 16 | .563 | 11 | 19 | .579 | 8 | 24 | 32 | -7 | 22 | 13 | 17 | 3 | 2 | 80 |
| | | 37 | 37 | 84 | | 28 | 66 | .424 | 11 | 25 | .440 | 17 | 30 | .567 | 17 | 22 | 39 | | 19 | 12 | 8 | 3 | 10 | 84 |
| at #19 Maryland | 1/14 | 15 | 45 | 60 | L | 23 | 60 | .383 | 11 | 30 | .367 | 3 | 6 | .500 | 10 | 24 | 34 | -4 | 23 | 13 | 8 | 3 | 5 | 60 |
| | | 33 | 31 | 64 | | 16 | 47 | .340 | 8 | 16 | .500 | 24 | 29 | .828 | 10 | 28 | 38 | | 12 | 7 | 10 | 5 | 3 | 64 |
| #2 MICHIGAN | 1/19 | 25 | 39 | 64 | W | 26 | 58 | .448 | 5 | 13 | .385 | 7 | 9 | .778 | 7 | 25 | 32 | -2 | 11 | 17 | 11 | 3 | 7 | 64 |
| | | 27 | 27 | 54 | | 22 | 54 | .407 | 5 | 18 | .278 | 5 | 11 | .455 | 9 | 25 | 34 | | 17 | 11 | 16 | 7 | 6 | 54 |
| at Illinois | 1/23 | 32 | 40 | 72 | W | 24 | 47 | .511 | 7 | 14 | .500 | 17 | 21 | .810 | 8 | 30 | 38 | +8 | 23 | 12 | 17 | 4 | 5 | 72 |
| | | 30 | 30 | 60 | | 22 | 62 | .355 | 4 | 21 | .190 | 12 | 22 | .545 | 14 | 16 | 30 | | 19 | 9 | 10 | 0 | 10 | 60 |
| N'WESTERN | 1/26 | 34 | 28 | 62 | W | 24 | 56 | .429 | 9 | 19 | .474 | 5 | 9 | .556 | 5 | 30 | 35 | -2 | 13 | 15 | 7 | 6 | 5 | 62 |
| | | 24 | 22 | 46 | | 16 | 54 | .296 | 7 | 19 | .368 | 7 | 8 | .875 | 7 | 30 | 37 | | 14 | 7 | 13 | 3 | 5 | 46 |
| at Nebraska | 1/29 | 28 | 34 | 62 | W | 24 | 55 | .436 | 9 | 23 | .391 | 5 | 11 | .455 | 8 | 29 | 37 | -8 | 19 | 12 | 7 | 2 | 4 | 62 |
| | | 21 | 30 | 51 | | 17 | 60 | .283 | 4 | 20 | .200 | 13 | 20 | .650 | 18 | 27 | 45 | | 16 | 7 | 9 | 2 | 4 | 51 |
| #21 MARYLAND | 2/1 | 31 | 38 | 69 | W | 23 | 49 | .469 | 9 | 18 | .500 | 14 | 23 | .609 | 4 | 22 | 26 | -11 | 14 | 13 | 4 | 4 | 7 | 69 |
| | | 36 | 25 | 61 | | 25 | 56 | .446 | 8 | 20 | .400 | 3 | 8 | .375 | 10 | 27 | 37 | | 18 | 8 | 12 | 5 | 2 | 61 |
| at Minnesota | 2/6 | 24 | 32 | 56 | W | 19 | 55 | .345 | 6 | 22 | .273 | 12 | 18 | .667 | 11 | 24 | 35 | -10 | 13 | 10 | 6 | 8 | 6 | 56 |
| | | 21 | 30 | 51 | | 20 | 57 | .351 | 1 | 13 | .077 | 10 | 13 | .769 | 15 | 30 | 45 | | 16 | 10 | 9 | 8 | 4 | 51 |
| at #7 Michigan | 2/9 | 27 | 25 | 52 | L | 24 | 59 | .407 | 4 | 12 | .333 | 0 | 2 | .000 | 7 | 26 | 33 | -3 | 13 | 5 | 7 | 5 | 2 | 52 |
| | | 27 | 34 | 61 | | 25 | 56 | .446 | 4 | 17 | .235 | 7 | 9 | .778 | 6 | 30 | 36 | | 9 | 11 | 5 | 5 | 5 | 61 |
| #11 MICH. ST. | 2/12 | 38 | 21 | 59 | L | 24 | 56 | .429 | 6 | 20 | .300 | 5 | 12 | .417 | 6 | 22 | 28 | -12 | 12 | 10 | 10 | 5 | 7 | 59 |
| | | 37 | 30 | 67 | | 25 | 57 | .439 | 9 | 22 | .409 | 8 | 11 | .727 | 10 | 30 | 40 | | 12 | 11 | 13 | 7 | 5 | 67 |
| ILLINOIS | 2/18 | 25 | 39 | 64 | W | 22 | 55 | .400 | 5 | 18 | .278 | 15 | 23 | .652 | 12 | 28 | 40 | +7 | 14 | 9 | 12 | 5 | 6 | 64 |
| | | 26 | 32 | 58 | | 21 | 56 | .375 | 6 | 19 | .316 | 10 | 11 | .909 | 8 | 25 | 33 | | 21 | 9 | 13 | 4 | 6 | 58 |
| at N'Western | 2/23 | 31 | 38 | 69 | W | 25 | 55 | .455 | 7 | 19 | .368 | 12 | 16 | .750 | 8 | 30 | 38 | +5 | 15 | 12 | 10 | 4 | 1 | 69 |
| | | 32 | 32 | 64 | | 24 | 59 | .407 | 6 | 21 | .286 | 10 | 14 | .714 | 8 | 25 | 33 | | 15 | 17 | 3 | 7 | 6 | 64 |
| at Indiana | 2/26 | 29 | 33 | 73 | Lot2 | 27 | 69 | .391 | 6 | 22 | .273 | 13 | 25 | .520 | 12 | 28 | 40 | -6 | 17 | 12 | 8 | 4 | 2 | 73 |
| | | 33 | 29 | 75 | | 26 | 64 | .406 | 6 | 20 | .300 | 17 | 27 | .630 | 11 | 35 | 46 | | 24 | 11 | 13 | 4 | 7 | 75 |
| PENN STATE | 3/2 | 26 | 35 | 61 | W | 22 | 55 | .400 | 5 | 13 | .385 | 12 | 18 | .667 | 6 | 26 | 32 | -9 | 16 | 12 | 5 | 4 | 6 | 61 |
| | | 33 | 24 | 57 | | 19 | 54 | .352 | 5 | 16 | .313 | 14 | 19 | .737 | 12 | 29 | 41 | | 17 | 6 | 11 | 7 | 2 | 57 |
| IOWA | 3/7 | 31 | 34 | 65 | W | 22 | 54 | .407 | 4 | 20 | .200 | 17 | 27 | .630 | 15 | 34 | 49 | +20 | 13 | 10 | 17 | 5 | 7 | 65 |
| | | 22 | 23 | 45 | | 18 | 59 | .305 | 5 | 22 | .227 | 4 | 6 | .667 | 7 | 22 | 29 | | 25 | 10 | | | | |

2019-20 GAME-BY-GAME STATISTICS (21-10, 14-6)

| Opponent | Date | Final | | | W/L | 3-PTRS | | | REBOUNDS | | | PF | A | TO | Blk | Stl | Pts | | | | | | | |
|------------------|-------|-------|----|----|-----|--------|-----|------|----------|-----|------|----|----|------|-----|-----|-----|-----|-----|-----|-----|-----|-----|----|
| | | 1 | 2 | | | FG | FGA | Pct | 3FG | FGA | Pct | | | | | | | FT | FTA | Pct | Off | Def | Tot | M |
| vs. Saint Mary's | 11/5 | 24 | 39 | 63 | Lot | 22 | 52 | .423 | 5 | 19 | .263 | 14 | 20 | .700 | 7 | 21 | 28 | -8 | 14 | 8 | 14 | 4 | 1 | 63 |
| | | 30 | 35 | 65 | | 24 | 61 | .393 | 8 | 18 | .444 | 9 | 13 | .692 | 13 | 23 | 36 | | 14 | 10 | 15 | 2 | 6 | 65 |
| E. ILLINOIS | 11/8 | 34 | 31 | 65 | W | 21 | 55 | .382 | 3 | 18 | .167 | 20 | 24 | .833 | 12 | 30 | 42 | +7 | 13 | 7 | 11 | 12 | 6 | 65 |
| | | 27 | 25 | 52 | | 21 | 63 | .333 | 7 | 19 | .368 | 3 | 8 | .375 | 11 | 24 | 35 | | 22 | 10 | 11 | 4 | 6 | 83 |
| McNEESE ST. | 11/13 | 37 | 46 | 83 | W | 29 | 55 | .527 | 10 | 28 | .357 | 15 | 18 | .833 | 7 | 21 | 28 | +4 | 15 | 19 | 9 | 3 | 10 | 82 |
| | | 34 | 29 | 63 | | 21 | 45 | .467 | 8 | 21 | .381 | 13 | 17 | .765 | 5 | 19 | 24 | | 21 | 13 | 18 | 2 | 4 | 63 |
| MARQUETTE | 11/17 | 34 | 43 | 77 | W | 24 | 56 | .429 | 11 | 23 | .478 | 18 | 20 | .900 | 9 | 28 | 37 | +8 | 19 | 11 | 12 | 3 | 6 | 77 |
| | | 29 | 32 | 61 | | 19 | 51 | .373 | 9 | 19 | .474 | 14 | 17 | .824 | 5 | 24 | 29 | | 16 | 9 | 15 | 3 | 2 | 61 |
| GREEN BAY | 11/21 | 51 | 37 | 88 | W | 32 | 62 | .516 | 15 | 31 | .484 | 9 | 10 | .900 | 9 | 30 | 39 | +14 | 15 | 24 | 13 | 1 | 3 | 88 |
| | | 29 | 41 | 70 | | 29 | 61 | .475 | 4 | 20 | .200 | 8 | 11 | .727 | 3 | 22 | 25 | | 16 | 16 | 9 | 3 | 8 | 70 |
| vs. Richmond | 11/25 | 29 | 23 | 52 | L | 17 | 50 | .340 | 7 | 27 | .259 | 11 | 14 | .786 | 8 | 28 | 36 | +5 | 14 | 7 | 15 | 2 | 6 | 52 |
| | | 31 | 31 | 62 | | 26 | 56 | .464 | 6 | 17 | .353 | 4 | 6 | .667 | 4 | 27 | 31 | | 16 | 12 | 10 | 3 | 7 | 62 |
| vs. New Mexico | 11/26 | 20 | 30 | 50 | L | 18 | 53 | .340 | 2 | 26 | .077 | 12 | 16 | .750 | 12 | 22 | 34 | 0 | 16 | 6 | 14 | 1 | 5 | 50 |
| | | 29 | 30 | 59 | | 22 | 50 | .440 | 3 | 13 | .231 | 12 | 15 | .800 | 8 | 26 | 34 | | 17 | 13 | 13 | 1 | 3 | 59 |
| at NC State | 12/4 | 30 | 24 | 54 | L | 21 | 56 | .375 | 5 | 23 | .217 | 7 | 15 | .467 | 14 | 23 | 37 | +5 | 11 | 7 | 9 | 4 | 3 | 54 |
| | | 32 | 37 | 69 | | 27 | 56 | .482 | 8 | 20 | .400 | 7 | 10 | .700 | 8 | 24 | 32 | | 10 | 6 | 6 | 6 | 7 | 69 |
| INDIANA | 12/7 | 47 | 37 | 84 | W | 30 | 56 | .536 | 8 | 20 | .400 | 16 | 18 | .889 | 8 | 21 | 29 | +1 | 18 | 13 | 4 | 6 | 5 | 84 |
| | | 27 | 37 | 64 | | 21 | 50 | .420 | 5 | 14 | .357 | 17 | 26 | .654 | 10 | 18 | 28 | | 19 | 12 | 12 | 3 | 3 | 64 |
| at Rutgers | 12/11 | 33 | 32 | 65 | L | 23 | 48 | .479 | 8 | 23 | .348 | 11 | 16 | .688 | 3 | 23 | 26 | -14 | 17 | 9 | 14 | 4 | 5 | 65 |
| | | 32 | 40 | 72 | | 29 | 63 | .460 | 5 | 19 | .263 | 9 | 13 | .692 | 14 | 26 | 40 | | 19 | 10 | 11 | 3 | 8 | 72 |
| MILWAUKEE | 12/21 | 43 | 40 | 83 | W | 26 | 52 | .500 | 10 | 22 | .455 | 21 | 26 | .808 | 7 | 29 | 36 | +9 | 19 | 17 | 9 | 4 | 6 | 83 |
| | | 41 | 23 | 64 | | 22 | 52 | .423 | 8 | 17 | .471 | 12 | 19 | .632 | 6 | 21 | 27 | | 22 | 9 | 11 | 2 | 3 | 64 |
| at Tennessee | 12/28 | 38 | 30 | 68 | W | 25 | 57 | .439 | 11 | 26 | .423 | 7 | 9 | .778 | 6 | 26 | 32 | -5 | 20 | 13 | 9 | 2 | 7 | 68 |
| | | 24 | 24 | 48 | | 16 | 46 | .348 | 6 | 18 | .333 | 10 | 19 | .526 | 10 | 27 | 37 | | 14 | 12 | 17 | 3 | 5 | 48 |
| RIDER | 12/31 | 22 | 43 | 65 | W | 24 | 55 | .436 | 13 | 31 | .419 | 4 | 7 | .571 | 5 | 38 | 43 | +7 | 14 | 18 | 14 | 7 | 6 | 65 |
| | | 11 | 26 | 37 | | 15 | 61 | .246 | 2 | 14 | .143 | 5 | 7 | .714 | 8 | 28 | 36 | | 16 | 5 | 12 | 1 | 10 | 37 |
| at Ohio State | 1/3 | 29 | 32 | 61 | W | 21 | 56 | .375 | 6 | 23 | .261 | 13 | 16 | .813 | 12 | 22 | 34 | +2 | 16 | 8 | 10 | 0 | 5 | 61 |
| | | 25 | 32 | 57 | | 19 | 47 | .404 | 6 | 20 | .300 | 13 | 17 | .765 | 8 | 24 | 32 | | 17 | 8 | 14 | 1 | 4 | 57 |
| ILLINOIS | 1/8 | 34 | 36 | 70 | L | 23 | 53 | .434 | 4 | 15 | .267 | 20 | 23 | .870 | 10 | 22 | 32 | +3 | 16 | 5 | 8 | 6 | 3 | 70 |
| | | 28 | 43 | 71 | | 28 | 57 | .491 | 7 | 16 | .438 | 8 | 15 | .533 | 8 | 21 | 29 | | 22 | 11 | 7 | 2 | 1 | 71 |
| at Penn State | 1/11 | 31 | 27 | 58 | W | 22 | 55 | .400 | 6 | 21 | .286 | 8 | 14 | .571 | 9 | 31 | 40 | +7 | 17 | 10 | 9 | 2 | 3 | 58 |
| | | 22 | 27 | 49 | | 17 | 52 | .327 | 5 | 21 | .238 | 10 | 14 | .714 | 6 | 27 | 33 | | 14 | 8 | 10 | 5 | 6 | 49 |
| MARYLAND | 1/14 | 30 | 26 | 56 | W | 22 | 55 | .400 | 6 | 21 | .286 | 8 | 14 | .571 | 9 | 31 | 40 | +5 | 17 | 10 | 9 | 2 | 3 | 56 |
| | | 25 | 29 | 54 | | 19 | 47 | .404 | 7 | 22 | .318 | 9 | 13 | .692 | 10 | 25 | 35 | | 14 | 7 | 14 | 0 | 2 | 54 |
| at Michigan St. | 1/17 | 20 | 35 | 55 | L | 21 | 59 | .356 | 4 | 19 | .211 | 9 | 11 | .818 | 9 | 23 | 32 | -9 | 12 | 11 | 9 | 3 | 5 | 55 |
| | | 35 | 32 | 67 | | 27 | 58 | .466 | 6 | 16 | .375 | 7 | 10 | .700 | 10 | 31 | 41 | | 13 | 20 | 12 | 2 | 4 | 67 |
| NEBRASKA | 1/21 | 39 | 43 | 82 | W | 29 | 63 | .460 | 18 | 34 | .529 | 6 | 8 | .750 | 10 | 30 | 40 | +7 | 16 | 23 | 11 | 4 | 5 | 82 |
| | | 38 | 30 | 68 | | 26 | 60 | .433 | 6 | 22 | .273 | 10 | 15 | .667 | 8 | 25 | 33 | | 13 | 12 | 10 | 3 | 6 | 68 |
| at Purdue | 1/24 | 15 | 36 | 51 | L | 20 | 46 | .435 | 7 | 22 | .318 | 4 | 8 | .500 | 2 | 14 | 16 | -26 | 9 | 12 | 11 | 5 | 3 | 51 |
| | | 33 | 37 | 70 | | 27 | 60 | .450 | 9 | 19 | .474 | 7 | 9 | .778 | 16 | 26 | 42 | | 10 | 15 | 11 | 5 | 8 | 70 |
| at Iowa | 1/27 | 30 | 32 | 62 | L | 24 | 64 | .375 | 8 | 28 | .286 | 6 | 11 | .545 | 9 | 31 | 40 | -6 | 28 | 12 | 9 | 4 | 2 | 62 |
| | | 30 | 38 | 68 | | 20 | 60 | .333 | 3 | 20 | .150 | 25 | 32 | .781 | 13 | 33 | 46 | | 15 | 10 | 9 | 7 | 2 | 68 |
| MICHIGAN ST. | 2/1 | 43 | 36 | 64 | W | 22 | 54 | .407 | 8 | 25 | .320 | 12 | 15 | .800 | 4 | 30 | 34 | -3 | 9 | 10 | 10 | 4 | 8 | 64 |
| | | 27 | 21 | 63 | | 25 | 63 | .397 | 10 | 25 | .400 | 3 | 4 | .750 | 8 | 29 | 37 | | 16 | 14 | 12 | 3 | 5 | 63 |
| at Minnesota | 2/5 | 32 | 20 | 52 | L | 19 | 67 | .284 | 7 | 29 | .241 | 7 | 11 | .636 | 15 | 30 | 45 | -1 | 15 | 9 | 7 | 3 | 1 | 52 |
| | | 45 | 25 | 70 | | 25 | 61 | .410 | 9 | 22 | .409 | 11 | 16 | .688 | 10 | 36 | 46 | | 15 | 16 | 5 | 5 | 5 | 70 |
| OHIO STATE | 2/9 | 38 | 32 | 70 | W | 24 | 58 | .414 | 12 | 32 | .375 | 10 | 12 | .833 | 12 | 19 | 31 | -1 | 16 | 17 | 9 | 5 | 7 | 70 |
| | | 20 | 37 | 57 | | 18 | 49 | .367 | 6 | 19 | .316 | 15 | 16 | .938 | 10 | 22 | 32 | | 16 | 7 | 14 | 4 | 5 | 57 |
| at Nebraska | 2/15 | 39 | 42 | 81 | W | 31 | 63 | .492 | 15 | 31 | .484 | 4 | 5 | .800 | 6 | 33 | 39 | +2 | 14 | 19 | 11 | 4 | 3 | 81 |
| | | 38 | 26 | 64 | | 25 | 65 | .385 | 8 | 25 | .320 | 6 | 12 | .500 | 10 | 27 | 37 | | 12 | 15 | 10 | 2 | 7 | 64 |
| PURDUE | 2/18 | 30 | 39 | 69 | W | 19 | 50 | .380 | 12 | 31 | .387 | 19 | 20 | .950 | 10 | 20 | 30 | -7 | 14 | 13 | 9 | 3 | 3 | 69 |
| | | 27 | 38 | 65 | | 25 | 63 | .397 | 7 | 19 | .368 | 8 | 10 | .800 | 15 | 22 | 37 | | 24 | 13 | 9 | 1 | 5 | 65 |
| RUTGERS | 2/23 | 39 | 40 | 79 | W | 24 | 50 | .480 | 11 | 22 | .500 | 20 | 26 | .769 | 5 | 25 | 30 | -2 | 12 | 13 | 11 | 2 | 2 | 79 |
| | | 26 | 45 | 71 | | 30 | 60 | .500 | 4 | 14 | .286 | 7 | 10 | .700 | 7 | 25 | 32 | | 21 | 13 | 10 | 2 | 8 | 71 |
| at Michigan | 2/27 | 43 | 38 | 81 | W | 29 | 54 | .537 | 11 | 23 | .478 | 12 | 15 | .800 | 4 | 25 | 29 | 0 | 15 | 10 | 8 | 2 | 1 | 81 |
| | | 33 | 41 | 74 | | 31 | 60 | .517 | 3 | 10 | .300 | 9 | 15 | .600 | 6 | 23 | 29 | | 17 | 8 | 5 | 4 | 5 | 74 |
| MINNESOTA | 3/1 | 31 | 40 | 71 | W | 23 | 58 | .397 | 8 | 24 | .333 | 17 | 24 | .708 | 9 | 24 | 33 | -8 | 19 | 11 | 5 | 6 | 5 | 71 |
| | | 28 | 41 | 69 | | 26 | 58 | .448 | 4 | 19 | .211 | 13 | 23 | .565 | 12 | 29 | 41 | | 21 | 6 | 9 | 4 | 1 | 69 |
| N'WESTERN | 3/4 | 34 | 29 | 63 | W | 23 | 59 | .390 | 8 | 25 | .320 | 9 | 12 | .750 | 8 | 33 | 41 | +5 | 15 | 8 | 8 | 3 | 2 | 63 |
| | | 28 | 20 | 48 | | 17 | 54 | .315 | 3 | 15 | .200 | 11 | 15 | .733 | 6 | 30 | 36 | | 17 | 14 | 11 | 5 | | |

2020-21 GAME-BY-GAME STATISTICS (18-13, 10-10)

| Opponent | Date | 1 | | Final | W/L | 3-PTRS | | | REBOUNDS | | | | | PF | A | TO | Blk | Stl | Pts | | | | | |
|-----------------|-------|------|-----|-------|-----|--------|------|------|----------|-----|------|-----|-----|-------|-----|-----|------|-----|-----|-----|-----|-----|-----|------|
| | | FG | FGA | | | Pct | 3FG | FGA | Pct | FT | FTA | Pct | Off | | | | | | | Def | Tot | M | | |
| E. ILLINOIS | 11/25 | 43 | 34 | 77 | W | 24 | 57 | .421 | 7 | 23 | .304 | 22 | 29 | .759 | 8 | 29 | 37 | -3 | 15 | 16 | 7 | 10 | 6 | 77 |
| | | 20 | 47 | 67 | | 23 | 66 | .348 | 6 | 19 | .316 | 15 | 15 | 1.000 | 13 | 27 | 40 | 20 | 8 | 11 | 4 | 4 | 67 | |
| ARK.-P. BLUFF | 11/27 | 53 | 39 | 92 | W | 31 | 59 | .525 | 10 | 19 | .526 | 20 | 27 | .741 | 7 | 30 | 37 | +5 | 19 | 17 | 7 | 7 | 9 | 92 |
| | | 19 | 39 | 58 | | 18 | 53 | .340 | 6 | 14 | .429 | 16 | 21 | .762 | 7 | 25 | 32 | 19 | 7 | 15 | 2 | 3 | 58 | |
| GREEN BAY | 12/1 | 34 | 48 | 82 | W | 34 | 61 | .557 | 9 | 20 | .450 | 5 | 6 | .833 | 9 | 36 | 45 | +20 | 15 | 18 | 10 | 7 | 4 | 82 |
| | | 12 | 30 | 42 | | 16 | 57 | .281 | 3 | 17 | .176 | 7 | 13 | .538 | 7 | 18 | 25 | 10 | 5 | 10 | 2 | 3 | 42 | |
| at Marquette | 12/4 | 30 | 35 | 65 | L | 21 | 56 | .375 | 7 | 24 | .292 | 16 | 19 | .842 | 13 | 23 | 36 | +2 | 22 | 11 | 10 | 4 | 5 | 65 |
| RHODE ISLAND | 12/9 | 33 | 40 | 67 | W | 20 | 52 | .385 | 7 | 22 | .318 | 26 | 36 | .722 | 7 | 24 | 31 | -3 | 22 | 9 | 9 | 5 | 5 | 73 |
| | | 16 | 46 | 62 | | 22 | 51 | .431 | 3 | 13 | .231 | 15 | 25 | .600 | 6 | 28 | 34 | 26 | 4 | 14 | 5 | 5 | 62 | |
| LOYOLA | 12/15 | 31 | 46 | 77 | W | 25 | 57 | .439 | 10 | 18 | .556 | 17 | 23 | .739 | 6 | 26 | 32 | -3 | 16 | 11 | 4 | 3 | 4 | 77 |
| LOUISVILLE | 12/19 | 26 | 37 | 63 | W | 21 | 54 | .389 | 9 | 26 | .346 | 12 | 17 | .706 | 7 | 28 | 35 | | 24 | 15 | 14 | 2 | 3 | 63 |
| | | 44 | 41 | 85 | | 31 | 57 | .544 | 16 | 25 | .640 | 7 | 11 | .636 | 7 | 23 | 30 | +3 | 15 | 22 | 10 | 3 | 9 | 85 |
| NEBRASKA | 12/22 | 18 | 30 | 48 | L | 17 | 47 | .362 | 5 | 14 | .357 | 9 | 12 | .750 | 6 | 21 | 27 | | 18 | 8 | 18 | 2 | 4 | 48 |
| | | 25 | 42 | 67 | | 22 | 55 | .400 | 8 | 26 | .308 | 15 | 15 | 1.000 | 6 | 34 | 40 | +9 | 12 | 14 | 11 | 1 | 0 | 67 |
| at Michigan St. | 12/25 | 42 | 43 | 85 | W | 27 | 51 | .529 | 8 | 19 | .421 | 23 | 30 | .767 | 5 | 23 | 28 | -2 | 16 | 18 | 7 | 4 | 7 | 85 |
| MARYLAND | 12/28 | 42 | 34 | 76 | L | 27 | 57 | .474 | 8 | 11 | .727 | 14 | 16 | .875 | 9 | 21 | 30 | | 26 | 23 | 14 | 0 | 2 | 76 |
| | | 28 | 36 | 64 | | 24 | 55 | .436 | 8 | 21 | .381 | 8 | 15 | .533 | 7 | 22 | 29 | -3 | 15 | 12 | 7 | 1 | 3 | 64 |
| MINNESOTA | 12/31 | 24 | 46 | 70 | L | 26 | 52 | .500 | 6 | 17 | .353 | 12 | 15 | .800 | 4 | 28 | 32 | | 17 | 11 | 9 | 5 | 3 | 70 |
| | | 29 | 42 | 71 | | 30 | 59 | .508 | 6 | 15 | .400 | 5 | 8 | .625 | 8 | 28 | 36 | -3 | 15 | 12 | 9 | 3 | 3 | 71 |
| INDIANA | 1/7 | 22 | 37 | 59 | L | 20 | 64 | .313 | 7 | 31 | .226 | 12 | 14 | .857 | 16 | 23 | 39 | | 15 | 12 | 10 | 6 | 1 | 59 |
| | | 29 | 51 | 80 | | 28 | 66 | .424 | 8 | 19 | .421 | 16 | 20 | .800 | 9 | 30 | 39 | +7 | 14 | 14 | 7 | 0 | 10 | 80 |
| at Michigan | 1/12 | 24 | 49 | 73 | L | 30 | 62 | .484 | 8 | 21 | .381 | 5 | 8 | .625 | 2 | 30 | 32 | | 19 | 19 | 13 | 7 | 2 | 73 |
| at Rutgers | 1/15 | 23 | 31 | 54 | L | 20 | 65 | .308 | 9 | 28 | .321 | 5 | 6 | .833 | 12 | 22 | 34 | -8 | 6 | 8 | 10 | 2 | 4 | 54 |
| | | 33 | 27 | 60 | | 19 | 54 | .352 | 6 | 25 | .240 | 16 | 21 | .762 | 8 | 27 | 35 | -15 | 17 | 10 | 9 | 9 | 10 | 60 |
| N'WESTERN | 1/20 | 32 | 22 | 54 | L | 25 | 67 | .373 | 2 | 19 | .105 | 2 | 7 | .286 | 20 | 30 | 50 | | 19 | 6 | 13 | 4 | 6 | 54 |
| | | 41 | 27 | 68 | | 24 | 55 | .436 | 10 | 27 | .370 | 10 | 11 | .909 | 6 | 28 | 34 | +7 | 13 | 14 | 8 | 2 | 5 | 68 |
| OHIO STATE | 1/23 | 34 | 18 | 52 | L | 21 | 51 | .412 | 7 | 23 | .304 | 3 | 7 | .429 | 4 | 23 | 27 | | 17 | 10 | 10 | 2 | 3 | 52 |
| | | 25 | 37 | 62 | | 23 | 57 | .404 | 7 | 28 | .250 | 9 | 15 | .600 | 7 | 23 | 30 | -5 | 19 | 14 | 10 | 4 | 7 | 62 |
| at Maryland | 1/27 | 32 | 42 | 74 | L | 27 | 53 | .509 | 5 | 16 | .313 | 15 | 18 | .833 | 5 | 30 | 35 | | 16 | 9 | 11 | 2 | 6 | 74 |
| at Penn State | 1/30 | 38 | 23 | 61 | W | 22 | 56 | .393 | 10 | 26 | .385 | 7 | 7 | 1.000 | 7 | 31 | 38 | +7 | 15 | 11 | 12 | 2 | 4 | 61 |
| | | 20 | 35 | 55 | | 19 | 53 | .358 | 9 | 30 | .300 | 8 | 9 | .889 | 4 | 27 | 31 | | 13 | 12 | 9 | 3 | 6 | 55 |
| PENN STATE | 2/2 | 34 | 37 | 71 | L | 29 | 66 | .439 | 7 | 28 | .250 | 6 | 8 | .750 | 10 | 29 | 39 | +4 | 21 | 14 | 12 | 5 | 2 | 71 |
| | | 31 | 50 | 81 | | 27 | 60 | .450 | 8 | 24 | .333 | 19 | 25 | .760 | 7 | 28 | 35 | | 10 | 14 | 6 | 1 | 6 | 81 |
| at Illinois | 2/6 | 33 | 39 | 72 | W | 25 | 52 | .481 | 9 | 18 | .500 | 13 | 16 | .813 | 12 | 24 | 36 | +8 | 13 | 16 | 15 | 1 | 8 | 72 |
| | | 23 | 37 | 60 | | 22 | 57 | .386 | 6 | 24 | .250 | 6 | 10 | .600 | 13 | 15 | 28 | | 16 | 10 | 13 | 3 | 6 | 56 |
| at Nebraska | 2/10 | 36 | 39 | 75 | L | 28 | 53 | .528 | 5 | 16 | .313 | 14 | 21 | .667 | 11 | 35 | 46 | | 10 | 16 | 18 | 1 | 8 | 75 |
| MICHIGAN | 2/14 | 30 | 31 | 61 | W | 20 | 62 | .323 | 9 | 32 | .281 | 12 | 17 | .706 | 10 | 28 | 38 | -3 | 16 | 12 | 8 | 3 | 9 | 61 |
| | | 27 | 21 | 48 | | 18 | 49 | .367 | 5 | 15 | .333 | 7 | 17 | .412 | 8 | 33 | 41 | | 19 | 13 | 17 | 2 | 5 | 48 |
| IOWA | 2/18 | 39 | 20 | 59 | L | 21 | 54 | .389 | 6 | 19 | .316 | 11 | 12 | .917 | 7 | 25 | 32 | -4 | 18 | 11 | 10 | 5 | 5 | 59 |
| | | 27 | 40 | 67 | | 24 | 59 | .407 | 7 | 17 | .412 | 12 | 16 | .750 | 11 | 25 | 36 | | 10 | 11 | 6 | 6 | 5 | 67 |
| at N'western | 2/21 | 27 | 35 | 62 | L | 21 | 70 | .300 | 13 | 34 | .382 | 7 | 12 | .583 | 17 | 20 | 37 | -4 | 19 | 13 | 5 | 4 | 3 | 62 |
| | | 36 | 41 | 77 | | 26 | 51 | .510 | 12 | 19 | .632 | 13 | 19 | .684 | 7 | 34 | 41 | | 13 | 16 | 11 | 4 | 2 | 77 |
| ILLINOIS | 2/27 | 34 | 34 | 68 | W | 23 | 56 | .411 | 9 | 25 | .360 | 13 | 15 | .867 | 9 | 26 | 35 | +5 | 10 | 17 | 8 | 3 | 10 | 68 |
| | | 24 | 27 | 51 | | 20 | 50 | .400 | 6 | 20 | .300 | 5 | 8 | .625 | 5 | 25 | 30 | | 12 | 13 | 14 | 4 | 4 | 51 |
| at Purdue | 3/2 | 26 | 43 | 69 | L | 24 | 69 | .348 | 10 | 31 | .323 | 11 | 15 | .733 | 11 | 19 | 30 | -13 | 19 | 10 | 8 | 3 | 13 | 69 |
| at Iowa | 3/7 | 37 | 37 | 74 | L | 25 | 48 | .521 | 5 | 9 | .556 | 19 | 27 | .704 | 7 | 36 | 43 | | 18 | 13 | 20 | 3 | 5 | 74 |
| | | 28 | 41 | 69 | | 23 | 57 | .404 | 7 | 29 | .241 | 16 | 21 | .762 | 10 | 17 | 27 | -10 | 21 | 11 | 6 | 5 | 1 | 69 |
| vs Penn State | 3/11 | 30 | 43 | 73 | L | 24 | 50 | .480 | 5 | 14 | .357 | 20 | 26 | .769 | 11 | 26 | 37 | | 19 | 18 | 10 | 3 | 3 | 73 |
| | | 26 | 47 | 73 | | 28 | 60 | .467 | 9 | 24 | .375 | 8 | 8 | 1.000 | 6 | 22 | 28 | -8 | 21 | 16 | 7 | 2 | 7 | 73 |
| vs Iowa | 3/12 | 35 | 42 | 77 | L | 28 | 55 | .509 | 7 | 23 | .304 | 14 | 20 | .700 | 10 | 26 | 36 | | 12 | 17 | 10 | 7 | 2 | 77 |
| | | 31 | 43 | 74 | | 25 | 54 | .463 | 12 | 23 | .522 | 13 | 15 | .867 | 5 | 20 | 25 | -9 | 16 | 18 | 8 | 4 | 4 | 75 |
| vs N. Carolina | 3/19 | 26 | 36 | 62 | L | 26 | 64 | .406 | 2 | 20 | .100 | 6 | 10 | .800 | 12 | 25 | 37 | | 15 | 18 | 8 | 10 | 6 | 62 |
| | | 40 | 45 | 85 | | 31 | 61 | .508 | 13 | 27 | .481 | 10 | 12 | .833 | 9 | 28 | 37 | +3 | 11 | 15 | 7 | 8 | 5 | 85 |
| vs Baylor | 3/21 | 24 | 38 | 62 | L | 25 | 65 | .385 | 5 | 13 | .385 | 7 | 10 | .700 | 12 | 22 | 34 | | 14 | 10 | 10 | 5 | 2 | 62 |
| | | 29 | 34 | 63 | | 25 | 55 | .455 | 8 | 21 | .381 | 5 | 7 | .714 | 7 | 25 | 32 | +2 | 18 | 13 | 14 | 0 | 5 | 63 |
| Wisconsin | | 42 | 34 | 76 | | 25 | 55 | .455 | 8 | 17 | .471 | 18 | 23 | .783 | 7 | 23 | 30 | | 15 | 15 | 4 | 6 | 0 | 72 |
| | | 2167 | | | | 767 | 1805 | .425 | 269 | 737 | .365 | 364 | 474 | .768 | 256 | 785 | 1041 | -43 | 500 | 414 | 280 | 123 | 175 | 69.9 |
| Opponents | | 2003 | | | | 729 | 1726 | .422 | 194 | 579 | .335 | 351 | 491 | .715 | 264 | 820 | 1084 | | 501 | 385 | 356 | 115 | 135 | 64.6 |

2021-22 GAME-BY-GAME STATISTICS

| Opponent | Date | 1 | 2 | Final | W/L | FG | FGA | Pct | 3-PTRS | | | REBOUNDS | | | | PF | A | TO | Blk | Stl | Pts | | | |
|------------------|-------|----|----|-------|-----|----|-----|------|--------|-----|------|----------|-----|------|-----|----|----|-----|-----|------|-----|-----|-----|----|
| | | | | | | | | | 3FG | FGA | Pct | FT | FTA | Pct | Off | | | | | | | Def | Tot | M |
| ST. FRANCIS | 11/9 | 42 | 39 | 81 | W | 15 | 32 | .439 | 10 | 22 | .455 | 13 | 18 | .722 | 15 | 33 | 48 | +17 | 10 | 12 | 12 | 4 | 6 | 81 |
| | | 21 | 37 | 58 | | 25 | 63 | .397 | 5 | 21 | .238 | 3 | 4 | .750 | 6 | 25 | 31 | | 15 | 5 | 12 | 4 | 8 | 58 |
| GREEN BAY | 11/12 | 39 | 33 | 72 | W | 24 | 64 | .375 | 5 | 21 | .238 | 19 | 21 | .905 | 18 | 32 | 50 | +19 | 18 | 9 | 7 | 6 | 10 | 72 |
| | | 15 | 19 | 34 | | 12 | 51 | .235 | 3 | 16 | .188 | 7 | 15 | .467 | 9 | 22 | 31 | | 20 | 6 | 13 | 4 | 3 | 34 |
| PROVIDENCE | 11/15 | 23 | 35 | 58 | L | 20 | 61 | .328 | 5 | 27 | .185 | 13 | 17 | .765 | 11 | 24 | 35 | -9 | 19 | 5 | 7 | 4 | 4 | 58 |
| vs. Texas A&M | 11/22 | 34 | 29 | 63 | W | 22 | 54 | .407 | 8 | 22 | .364 | 11 | 19 | .579 | 12 | 32 | 44 | +7 | 18 | 11 | 15 | 6 | 3 | 63 |
| | | 35 | 34 | 69 | | 23 | 58 | .397 | 8 | 26 | .308 | 15 | 17 | .882 | 11 | 25 | 36 | | 13 | 10 | 11 | 3 | 7 | 69 |
| vs. Houston | 11/23 | 34 | 24 | 58 | W | 19 | 49 | .388 | 10 | 26 | .385 | 10 | 14 | .714 | 5 | 24 | 29 | -8 | 18 | 11 | 16 | 3 | 7 | 58 |
| | | 40 | 25 | 65 | | 23 | 49 | .469 | 7 | 24 | .292 | 12 | 15 | .800 | 2 | 26 | 28 | | 19 | 11 | 9 | 3 | 7 | 65 |
| vs. Saint Mary's | 11/24 | 20 | 43 | 63 | W | 23 | 54 | .426 | 9 | 23 | .391 | 8 | 15 | .533 | 10 | 26 | 36 | +1 | 18 | 10 | 12 | 2 | 7 | 63 |
| | | 25 | 36 | 61 | | 21 | 56 | .375 | 3 | 12 | .250 | 16 | 18 | .889 | 12 | 22 | 34 | | 19 | 4 | 8 | 4 | 3 | 61 |
| at Georgia Tech | 12/1 | 31 | 24 | 55 | W | 21 | 50 | .420 | 4 | 15 | .267 | 9 | 12 | .750 | 9 | 24 | 33 | -8 | 21 | 9 | 16 | 5 | 3 | 55 |
| | | 32 | 38 | 70 | | 23 | 54 | .426 | 9 | 24 | .375 | 15 | 22 | .682 | 8 | 20 | 28 | | 18 | 13 | 8 | 5 | 4 | 70 |
| MARQUETTE | 12/4 | 31 | 35 | 66 | W | 22 | 53 | .415 | 6 | 16 | .375 | 16 | 20 | .800 | 10 | 26 | 36 | +3 | 20 | 7 | 10 | 3 | 5 | 66 |
| | | 31 | 45 | 89 | | 31 | 61 | .508 | 10 | 24 | .417 | 17 | 23 | .739 | 7 | 28 | 35 | | 15 | 14 | 11 | 3 | 5 | 89 |
| INDIANA | 12/6 | 34 | 55 | 76 | W | 27 | 61 | .443 | 9 | 26 | .346 | 13 | 18 | .722 | 7 | 25 | 32 | -3 | 20 | 13 | 13 | 3 | 4 | 76 |
| | | 42 | 17 | 64 | | 22 | 62 | .355 | 5 | 23 | .217 | 15 | 18 | .833 | 11 | 30 | 41 | | 15 | 12 | 4 | 6 | 4 | 64 |
| at Ohio State | 12/11 | 25 | 39 | 59 | L | 24 | 62 | .387 | 5 | 13 | .385 | 6 | 13 | .462 | 14 | 30 | 44 | -21 | 19 | 14 | 9 | 4 | 2 | 59 |
| | | 29 | 26 | 55 | | 22 | 65 | .338 | 6 | 26 | .231 | 5 | 9 | .556 | 5 | 23 | 28 | | 19 | 7 | 8 | 5 | 7 | 55 |
| NICHOLLS | 12/15 | 34 | 39 | 73 | W | 29 | 58 | .500 | 6 | 19 | .316 | 9 | 13 | .692 | 8 | 41 | 49 | -3 | 14 | 15 | 14 | 4 | 4 | 73 |
| | | 37 | 31 | 71 | | 24 | 55 | .436 | 6 | 21 | .286 | 17 | 27 | .630 | 10 | 23 | 33 | | 14 | 10 | 8 | 2 | 6 | 71 |
| ILLINOIS ST. | 12/29 | 28 | 43 | 68 | W | 30 | 62 | .484 | 5 | 19 | .263 | 3 | 8 | .375 | 10 | 26 | 36 | +8 | 24 | 7 | 12 | 5 | 3 | 68 |
| | | 46 | 43 | 89 | | 28 | 67 | .418 | 8 | 22 | .364 | 25 | 32 | .781 | 19 | 25 | 44 | | 19 | 16 | 6 | 2 | 3 | 89 |
| at Purdue | 1/3 | 36 | 49 | 85 | W | 30 | 61 | .492 | 9 | 23 | .391 | 16 | 22 | .727 | 10 | 26 | 36 | -6 | 28 | 13 | 9 | 4 | 4 | 85 |
| | | 29 | 45 | 74 | | 27 | 60 | .450 | 6 | 24 | .250 | 14 | 19 | .373 | 9 | 25 | 34 | | 22 | 13 | 7 | 2 | 5 | 74 |
| IOWA | 1/6 | 24 | 45 | 69 | W | 23 | 56 | .411 | 8 | 20 | .400 | 15 | 24 | .625 | 13 | 27 | 40 | +17 | 17 | 19 | 12 | 0 | 2 | 69 |
| | | 45 | 42 | 87 | | 33 | 66 | .500 | 5 | 17 | .294 | 16 | 23 | .696 | 15 | 28 | 43 | | 20 | 15 | 8 | 1 | 6 | 87 |
| at Maryland | 1/9 | 32 | 46 | 78 | W | 30 | 61 | .492 | 7 | 20 | .350 | 11 | 19 | .579 | 6 | 20 | 26 | -4 | 22 | 19 | 8 | 7 | 4 | 78 |
| | | 33 | 37 | 70 | | 25 | 56 | .446 | 5 | 20 | .250 | 15 | 18 | .833 | 5 | 24 | 29 | | 19 | 11 | 8 | 5 | 4 | 70 |
| OHIO STATE | 1/13 | 26 | 43 | 69 | W | 25 | 55 | .455 | 7 | 17 | .412 | 12 | 15 | .800 | 5 | 28 | 33 | 0 | 19 | 10 | 12 | 3 | 4 | 69 |
| | | 40 | 38 | 78 | | 27 | 58 | .466 | 10 | 23 | .435 | 14 | 20 | .700 | 7 | 26 | 33 | | 14 | 16 | 9 | 0 | 6 | 78 |
| at Northwestern | 1/18 | 27 | 41 | 68 | W | 30 | 60 | .500 | 3 | 19 | .158 | 5 | 10 | .500 | 7 | 26 | 33 | +1 | 20 | 7 | 11 | 3 | 2 | 68 |
| | | 41 | 41 | 82 | | 28 | 54 | .519 | 9 | 17 | .529 | 17 | 26 | .654 | 7 | 29 | 36 | | 13 | 17 | 11 | 2 | 4 | 82 |
| MICHIGAN ST. | 1/21 | 35 | 41 | 76 | L | 33 | 71 | .465 | 7 | 20 | .350 | 3 | 8 | .375 | 12 | 23 | 35 | -19 | 18 | 19 | 8 | 4 | 6 | 76 |
| | | 26 | 48 | 74 | | 26 | 61 | .426 | 12 | 29 | .414 | 10 | 11 | .909 | 7 | 13 | 20 | | 18 | 15 | 10 | 1 | 5 | 74 |
| at Nebraska | 1/27 | 42 | 44 | 86 | W | 29 | 55 | .527 | 6 | 12 | .500 | 22 | 28 | .786 | 11 | 28 | 39 | +13 | 19 | 14 | 13 | 4 | 4 | 86 |
| | | 39 | 34 | 73 | | 25 | 68 | .368 | 10 | 22 | .455 | 13 | 18 | .722 | 13 | 34 | 47 | | 18 | 12 | 10 | 2 | 7 | 73 |
| MINNESOTA | 1/30 | 31 | 34 | 65 | W | 22 | 55 | .400 | 7 | 20 | .350 | 14 | 17 | .824 | 2 | 32 | 34 | +2 | 16 | 10 | 13 | 2 | 5 | 65 |
| | | 32 | 34 | 66 | | 24 | 57 | .421 | 6 | 19 | .316 | 12 | 15 | .800 | 7 | 25 | 32 | | 15 | 8 | 7 | 0 | 3 | 66 |
| at Illinois | 2/2 | 25 | 35 | 60 | L | 23 | 53 | .434 | 6 | 18 | .333 | 8 | 9 | .889 | 4 | 26 | 30 | +2 | 17 | 4 | 11 | 2 | 4 | 60 |
| | | 38 | 29 | 67 | | 26 | 68 | .382 | 3 | 24 | .125 | 12 | 15 | .800 | 12 | 26 | 38 | | 19 | 8 | 6 | 0 | 3 | 67 |
| PENN STATE | 2/5 | 42 | 38 | 80 | W | 32 | 62 | .516 | 7 | 22 | .318 | 9 | 18 | .500 | 8 | 28 | 36 | 0 | 14 | 21 | 7 | 2 | 5 | 80 |
| | | 18 | 33 | 51 | | 21 | 56 | .375 | 6 | 21 | .286 | 3 | 6 | .500 | 6 | 31 | 37 | | 13 | 10 | 8 | 4 | 3 | 51 |
| at Michigan St. | 2/8 | 13 | 36 | 49 | W | 18 | 57 | .316 | 9 | 30 | .300 | 4 | 5 | .800 | 8 | 29 | 37 | -1 | 14 | 7 | 10 | 3 | 7 | 49 |
| | | 29 | 41 | 70 | | 25 | 53 | .472 | 6 | 18 | .333 | 14 | 22 | .636 | 6 | 26 | 32 | | 17 | 12 | 7 | 3 | 6 | 70 |
| RUTGERS | 2/12 | 23 | 39 | 62 | L | 22 | 53 | .415 | 3 | 14 | .214 | 15 | 18 | .833 | 7 | 26 | 33 | -1 | 20 | 15 | 12 | 1 | 5 | 62 |
| | | 35 | 39 | 65 | | 26 | 55 | .473 | 4 | 19 | .211 | 9 | 17 | .529 | 8 | 20 | 28 | | 18 | 13 | 11 | 0 | 8 | 65 |
| at Indiana | 2/15 | 38 | 35 | 73 | W | 25 | 48 | .510 | 7 | 12 | .583 | 16 | 18 | .889 | 4 | 25 | 29 | +2 | 20 | 11 | 13 | 3 | 10 | 73 |
| | | 32 | 42 | 74 | | 24 | 52 | .462 | 4 | 16 | .250 | 22 | 29 | .759 | 7 | 29 | 36 | | 16 | 8 | 13 | 2 | 4 | 74 |
| MICHIGAN | 2/20 | 31 | 38 | 69 | W | 25 | 61 | .410 | 5 | 18 | .278 | 14 | 18 | .778 | 9 | 25 | 34 | -10 | 25 | 14 | 12 | 4 | 3 | 69 |
| | | 31 | 46 | 77 | | 29 | 58 | .500 | 4 | 13 | .308 | 15 | 16 | .938 | 4 | 24 | 28 | | 16 | 7 | 8 | 5 | 7 | 77 |
| at Minnesota | 2/23 | 31 | 32 | 63 | W | 25 | 64 | .391 | 4 | 25 | .160 | 9 | 13 | .692 | 13 | 25 | 38 | +19 | 19 | 11 | 12 | 2 | 5 | 63 |
| | | 38 | 30 | 68 | | 24 | 47 | .511 | 5 | 14 | .357 | 15 | 22 | .682 | 10 | 28 | 38 | | 18 | 15 | 12 | 2 | 2 | 68 |
| at Rutgers | 2/26 | 36 | 31 | 67 | W | 23 | 50 | .460 | 8 | 19 | .421 | 13 | 19 | .684 | 4 | 15 | 19 | -7 | 20 | 18 | 6 | 3 | 4 | 67 |
| | | 33 | 33 | 66 | | 23 | 54 | .426 | 9 | 20 | .450 | 11 | 17 | .647 | 6 | 24 | 30 | | 17 | 9 | 9 | 1 | 8 | 66 |
| PURDUE | 3/1 | 24 | 37 | 61 | W | 24 | 53 | .453 | 4 | 17 | .235 | 9 | 15 | .600 | 8 | 29 | 37 | -6 | 17 | 6 | 12 | 5 | 6 | 61 |
| | | 33 | 37 | 70 | | 26 | 61 | .426 | 7 | 22 | .318 | 11 | 12 | .318 | 7 | 26 | 33 | | 17 | 9 | 6 | 4 | 6 | 70 |
| NEBRASKA | 3/6 | 26 | 39 | 67 | L | 24 | 56 | .429 | 8 | 21 | .381 | 11 | 20 | .550 | 11 | 28 | 39 | +8 | 16 | 10 | 10 | 1 | 4 | 67 |
| | | 36 | 37 | 73 | | 24 | 60 | .400 | 5 | 23 | .217 | 20 | 25 | .800 | 13 | 22 | 35 | | 16 | 9 | 9 | 4 | 7 | 73 |
| vs Michigan St. | 3/11 | 40 | 34 | 74 | L | 29 | 54 | .537 | 5 | 18 | .278 | 11 | 14 | .786 | 5 | 22 | 27 | -5 | 19 | 8 | 11 | 2 | 6 | 74 |
| | | 22 | 41 | 63 | | 22 | 60 | .367 | 7 | 24 | .292 | 12 | 21 | .571 | 10 | 24 | 34 | | 22 | 13</ | | | | |

UW AND THE ASSOCIATED PRESS POLL

UW in the Weekly AP Poll

1949-50

| | |
|--------------|----|
| Jan. 5..... | 15 |
| Jan. 24..... | 15 |
| Jan. 31..... | 17 |
| March 7..... | 16 |

1953-54

| | |
|--------------|----|
| Dec. 22..... | 18 |
|--------------|----|

1962-63

| | |
|----------------|----|
| Preseason..... | 10 |
| Dec. 4..... | 6 |
| Dec. 11..... | 7 |

1973-74

| | |
|--------------|-----|
| Jan. 2..... | 17 |
| Jan. 8..... | T13 |
| Jan. 15..... | 19 |
| Jan. 22..... | 17 |
| Jan. 29..... | 16 |

1975-76

| | |
|--------------|----|
| Jan. 20..... | 18 |
|--------------|----|

1993-94

| | |
|--------------|----|
| Nov. 22..... | 25 |
| Nov. 29..... | 24 |
| Dec. 6..... | 19 |
| Dec. 13..... | 18 |
| Dec. 20..... | 17 |
| Dec. 27..... | 17 |
| Jan. 3..... | 15 |
| Jan. 10..... | 12 |
| Jan. 17..... | 14 |
| Jan. 24..... | 16 |
| Jan. 31..... | 16 |
| Feb. 7..... | 21 |
| Feb. 14..... | 24 |

1994-95

| | |
|----------------|----|
| Preseason..... | 17 |
| Nov. 21..... | 15 |
| Nov. 28..... | 13 |
| Dec. 5..... | 14 |
| Dec. 12..... | 20 |
| Dec. 19..... | 20 |
| Dec. 26..... | 19 |

1998-99

| | |
|--------------|----|
| Dec. 13..... | 23 |
| Dec. 20..... | 20 |
| Dec. 27..... | 19 |
| Jan. 3..... | 24 |
| Jan. 10..... | 17 |
| Jan. 17..... | 15 |
| Jan. 24..... | 12 |
| Jan. 31..... | 11 |
| Feb. 7..... | 15 |
| Feb. 14..... | 13 |
| Feb. 21..... | 16 |
| Feb. 28..... | 19 |
| March 7..... | 18 |

2000-01*

| | |
|----------------|----|
| Preseason..... | 19 |
| Nov. 13..... | 19 |
| Nov. 20..... | 18 |
| Nov. 27..... | 23 |
| Dec. 4..... | 17 |
| Dec. 11..... | 16 |
| Dec. 18..... | 16 |
| Dec. 25..... | 13 |
| Jan. 1..... | 12 |
| Jan. 8..... | 17 |
| Jan. 15..... | 19 |
| Jan. 22..... | 15 |
| Jan. 29..... | 10 |
| Feb. 5..... | 16 |
| Feb. 12..... | 19 |
| Feb. 19..... | 19 |
| Feb. 26..... | 22 |
| March 5..... | 23 |
| March 12..... | 25 |

2002-03

| | |
|---------------|----|
| Nov. 25..... | 25 |
| Dec. 2..... | 23 |
| March 3..... | 24 |
| March 10..... | 18 |
| March 17..... | 21 |

2003-04*

| | |
|----------------|----|
| Preseason..... | 15 |
| Nov. 17..... | 15 |
| Nov. 24..... | 15 |
| Dec. 1..... | 15 |
| Dec. 8..... | 23 |
| Dec. 15..... | 22 |
| Dec. 22..... | 19 |
| Dec. 29..... | 18 |
| Jan. 5..... | 21 |
| Jan. 12..... | 19 |
| Jan. 19..... | 21 |
| Jan. 26..... | 17 |
| Feb. 2..... | 14 |
| Feb. 9..... | 17 |
| Feb. 16..... | 12 |
| Feb. 23..... | 22 |
| March 1..... | 17 |
| March 8..... | 10 |
| March 15..... | 10 |

2004-05

| | |
|----------------|----|
| Preseason..... | 21 |
| Nov. 22..... | 20 |
| Nov. 29..... | 25 |
| Dec. 6..... | 24 |
| Jan. 17..... | 24 |
| Jan. 24..... | 18 |
| Jan. 31..... | 19 |
| Feb. 7..... | 20 |
| Feb. 14..... | 20 |
| Feb. 21..... | 20 |
| Feb. 28..... | 23 |
| March 7..... | 23 |
| March 14..... | 20 |

2005-06

| | |
|--------------|----|
| Dec. 26..... | 24 |
| Jan. 9..... | 21 |
| Jan. 16..... | 15 |
| Jan. 23..... | 23 |

2006-07*

| | |
|----------------|----|
| Preseason..... | 9 |
| Nov. 13..... | 9 |
| Nov. 20..... | 7 |
| Nov. 27..... | 12 |
| Dec. 4..... | 11 |
| Dec. 11..... | 7 |
| Dec. 18..... | 4 |
| Dec. 25..... | 4 |
| Jan. 1..... | 4 |
| Jan. 8..... | 3 |
| Jan. 15..... | 2 |
| Jan. 22..... | 2 |
| Jan. 29..... | 2 |
| Feb. 5..... | 4 |
| Feb. 12..... | 3 |
| Feb. 19..... | 1 |
| Feb. 26..... | 4 |
| March 5..... | 3 |
| March 12..... | 6 |

2007-08

| | |
|---------------|----|
| Nov. 26..... | 20 |
| Dec. 31..... | 25 |
| Jan. 7..... | 21 |
| Jan. 14..... | 17 |
| Jan. 21..... | 11 |
| Jan. 28..... | 13 |
| Feb. 4..... | 8 |
| Feb. 11..... | 15 |
| Feb. 18..... | 11 |
| Feb. 25..... | 10 |
| March 3..... | 10 |
| March 10..... | 8 |
| March 17..... | 6 |

2008-09

| | |
|----------------|----|
| Preseason..... | 25 |
| Nov. 17..... | 25 |
| Nov. 24..... | 25 |

UW AND THE ASSOCIATED PRESS POLL

UW in the Weekly AP Poll

2009-10

| | |
|----------|----|
| Dec. 7 | 20 |
| Dec. 28 | 23 |
| Jan. 4 | 17 |
| Jan. 11 | 13 |
| Jan. 18 | 18 |
| Jan. 25 | 16 |
| Feb. 1 | 16 |
| Feb. 8 | 11 |
| Feb. 15 | 14 |
| Feb. 22 | 17 |
| March 1 | 15 |
| March 8 | 13 |
| March 15 | 16 |

2010-11

| | |
|----------|----|
| Jan. 10 | 20 |
| Jan. 17 | 18 |
| Jan. 24 | 17 |
| Jan. 31 | 19 |
| Feb. 7 | 13 |
| Feb. 14 | 10 |
| Feb. 21 | 12 |
| Feb. 28 | 10 |
| March 7 | 13 |
| March 14 | 16 |

2011-12

| | |
|-----------|----|
| Preseason | 15 |
| Nov. 14 | 14 |
| Nov. 21 | 11 |
| Nov. 28 | 9 |
| Dec. 5 | 14 |
| Dec. 12 | 14 |
| Dec. 19 | 13 |
| Dec. 26 | 11 |
| Jan. 2 | 18 |
| Jan. 23 | 25 |
| Jan. 30 | 19 |
| Feb. 6 | 21 |
| Feb. 13 | 15 |
| Feb. 20 | 16 |
| Feb. 27 | 14 |
| March 5 | 14 |
| March 12 | 14 |

2012-13

| | |
|-----------|----|
| Preseason | 23 |
| Nov. 12 | 22 |
| Feb. 11 | 20 |
| Feb. 18 | 19 |
| Feb. 25 | 17 |
| March 4 | 22 |
| March 11 | 22 |
| March 18 | 18 |

2013-14

| | |
|-----------|----|
| Preseason | 20 |
| Nov. 11 | 20 |
| Nov. 18 | 12 |
| Nov. 25 | 10 |
| Dec. 2 | 8 |
| Dec. 9 | 4 |
| Dec. 16 | 4 |
| Dec. 23 | 4 |
| Dec. 30 | 4 |
| Jan. 6 | 4 |
| Jan. 13 | 3 |
| Jan. 20 | 9 |
| Jan. 27 | 14 |
| Feb. 10 | 21 |
| Feb. 17 | 16 |
| Feb. 24 | 14 |
| March 3 | 9 |
| March 10 | 12 |
| March 17 | 12 |

2014-15*

| | |
|-----------|---|
| Preseason | 3 |
| Nov. 17 | 3 |
| Nov. 24 | 2 |
| Dec. 1 | 2 |
| Dec. 8 | 5 |
| Dec. 15 | 5 |
| Dec. 22 | 6 |
| Dec. 29 | 4 |
| Jan. 5 | 4 |
| Jan. 12 | 7 |
| Jan. 19 | 6 |
| Jan. 26 | 5 |
| Feb. 2 | 5 |

| | |
|----------|---|
| Feb. 9 | 5 |
| Feb. 16 | 5 |
| Feb. 23 | 5 |
| March 2 | 6 |
| March 9 | 6 |
| March 16 | 3 |

2015-16

| | |
|-----------|----|
| Preseason | 17 |
|-----------|----|

2016-17*

| | |
|-----------|----|
| Preseason | 9 |
| Nov. 14 | 9 |
| Nov. 21 | 16 |
| Nov. 28 | 17 |
| Dec. 5 | 17 |
| Dec. 12 | 14 |
| Dec. 19 | 14 |
| Dec. 26 | 14 |
| Jan. 2 | 13 |
| Jan. 9 | 18 |
| Jan. 16 | 17 |
| Jan. 23 | 15 |
| Jan. 30 | 10 |
| Feb. 6 | 7 |
| Feb. 13 | 11 |
| Feb. 20 | 16 |
| Feb. 27 | 22 |
| March 6 | 24 |
| March 13 | 25 |

2018-19

| | |
|---------|----|
| Nov. 19 | 25 |
| Nov. 26 | 22 |
| Dec. 3 | 12 |
| Dec. 10 | 16 |
| Dec. 17 | 16 |
| Dec. 24 | 15 |
| Dec. 31 | 22 |
| Jan. 28 | 24 |
| Feb. 4 | 19 |
| Feb. 11 | 20 |
| Feb. 18 | 22 |
| Feb. 25 | 19 |
| March 4 | 21 |

| | |
|----------|----|
| March 11 | 19 |
| March 18 | 21 |

2019-20

| | |
|----------|----|
| March 2 | 24 |
| March 9 | 18 |
| March 16 | 17 |

2020-21

| | |
|-----------|----|
| Preseason | 7 |
| Nov. 30 | 4 |
| Dec. 7 | 13 |
| Dec. 14 | 12 |
| Dec. 21 | 9 |
| Dec. 28 | 6 |
| Jan. 4 | 8 |
| Jan. 11 | 9 |
| Jan. 18 | 10 |
| Jan. 25 | 14 |
| Feb. 1 | 19 |
| Feb. 8 | 21 |
| Feb. 15 | 21 |
| Feb. 22 | 23 |
| March 1 | 25 |

2021-22

| | |
|----------|----|
| Nov. 29 | 23 |
| Dec. 6 | 22 |
| Dec. 20 | 24 |
| Dec. 27 | 24 |
| Jan. 3 | 23 |
| Jan. 10 | 13 |
| Jan. 17 | 8 |
| Jan. 24 | 11 |
| Jan. 31 | 11 |
| Feb. 7 | 14 |
| Feb. 14 | 15 |
| Feb. 21 | 13 |
| Feb. 28 | 10 |
| March 14 | 14 |

*Badgers ranked every week of the poll.

UW vs. Teams in the AP Poll

Following is a listing of all games Wisconsin has played vs. teams ranked nationally by the Associated Press

| Year | Rank | UW | Opp | W/L | Score |
|----------------------|-----------------|----|-----|-----|----------|
| 1948-49 (1-1) | | | | | |
| F5 | Illinois | -- | 4 | L | 54-61 |
| M5 | Minnesota | -- | 5 | W | 45-43 |
| 1949-50 (1-2) | | | | | |
| J7 | at Indiana | 15 | 5 | L | 59-61 |
| J16 | Minnesota | -- | 11 | W | 57-54 |
| F4 | at Ohio St. | 17 | 7 | L | 47-61 |
| 1950-51 (0-3) | | | | | |
| J1 | Illinois | -- | 20 | L | 69-71* |
| F10 | at Illinois | -- | 16 | L | 52-63 |
| M5 | at Indiana | -- | 7 | L | 58-68 |
| 1951-52 (3-1) | | | | | |
| D17 | Saint Louis | -- | 4 | W | 55-54 |
| J7 | at Illinois | -- | 2 | L | 49-53 |
| M3 | at Iowa | -- | 7 | W | 78-75 |
| M8 | Illinois | -- | 2 | W | 58-48 |
| 1952-53 (1-5) | | | | | |
| J5 | at Minnesota | -- | 9 | L | 53-64 |
| J10 | at Illinois | -- | 4 | L | 61-71 |
| J12 | Minnesota | -- | 19 | W | 76-74 |
| F7 | Illinois | -- | 6 | L | 61-65 |
| F9 | at Indiana | -- | 2 | L | 48-66 |
| F16 | Indiana | -- | 2 | L | 70-72 |
| 1953-54 (1-3) | | | | | |
| D19 | at LSU | -- | 5 | W | 82-66 |
| J4 | at Indiana | -- | 3 | L | 67-70 |
| J16 | Indiana | -- | 3 | L | 74-90 |
| F15 | Minnesota | -- | 12 | L | 68-78 |
| 1954-55 (2-3) | | | | | |
| J1 | at Illinois | -- | 6 | W | 79-64 |
| J3 | Iowa | -- | 19 | L | 69-86 |
| F19 | Illinois | -- | 14 | L | 71-99 |
| F21 | Minnesota | -- | 8 | L | 69-71 |
| M5 | at Minnesota | -- | 6 | W | 78-72 |
| 1955-56 (0-2) | | | | | |
| J9 | at Illinois | -- | 8 | L | 77-96 |
| J14 | at Ohio State | -- | 7 | L | 98-100** |
| 1956-57 (0-2) | | | | | |
| D22 | at Kansas | -- | 1 | L | 62-83 |
| J12 | Illinois | -- | 10 | L | 63-79 |
| 1958-59 (0-2) | | | | | |
| F2 | Michigan St. | -- | 7 | L | 57-88 |
| M2 | at Michigan St. | -- | 6 | L | 73-93 |
| 1959-60 (0-2) | | | | | |
| F8 | Ohio State | -- | 4 | L | 69-106 |
| F27 | at Ohio State | -- | 2 | L | 68-93 |

| Year | Rank | UW | Opp | W/L | Score |
|----------------------|----------------|----|-----|-----|----------|
| 1960-61 (0-5) | | | | | |
| D17 | at Bradley | -- | 2 | L | 66-88 |
| J9 | Iowa | -- | 6 | L | 68-76 |
| J30 | Ohio State | -- | 1 | L | 68-100 |
| F13 | at Iowa | -- | 9 | L | 61-63 |
| F25 | at Ohio State | -- | 1 | L | 74-97 |
| 1961-62 (1-1) | | | | | |
| D30 | vs. Cincinnati | -- | 2 | L | 71-101\$ |
| M3 | Ohio State | -- | 1 | W | 86-67 |
| 1962-63 (1-1) | | | | | |
| F11 | Illinois | -- | 4 | W | 84-77 |
| F23 | at Illinois | -- | 6 | L | 77-89 |
| 1963-64 (0-4) | | | | | |
| D14 | at Cincinnati | -- | 6 | L | 60-65 |
| D20 | at Kentucky | -- | 2 | L | 85-108 |
| J4 | Ohio State | -- | 8 | L | 85-101 |
| F22 | Michigan | -- | 2 | L | 59-103 |
| 1964-65 (0-3) | | | | | |
| F16 | Minnesota | -- | 9 | L | 91-101 |
| F20 | at Indiana | -- | 7 | L | 87-101 |
| M2 | at Michigan | -- | 1 | L | 75-98 |
| 1965-66 (1-1) | | | | | |
| J8 | Iowa | -- | 7 | W | 69-68 |
| F12 | at Michigan | -- | 10 | L | 102-120 |
| 1966-67 (0-2) | | | | | |
| D3 | Cincinnati | -- | 10 | L | 70-77* |
| D28 | at UCLA | -- | 1 | L | 56-100@ |
| 1968-69 (4-4) | | | | | |
| D3 | Kansas | -- | 4 | W | 67-62 |
| D11 | at Notre Dame | -- | 7 | L | 56-57 |
| D31 | vs. Kentucky | -- | 3 | W | 69-65+ |
| J11 | at Ohio State | -- | 16 | L | 69-84 |
| J28 | Marquette | -- | 16 | W | 56-50 |
| F1 | at Illinois | -- | 7 | L | 73-86 |
| F8 | Ohio State | -- | 12 | W | 77-73 |
| F15 | at Purdue | -- | 8 | L | 69-87 |
| 1969-70 (2-2) | | | | | |
| J27 | at Marquette | -- | 7 | L | 51-60 |
| J31 | Ohio | -- | 13 | W | 72-69 |
| F3 | at Illinois | -- | 14 | W | 66-65 |
| F10 | at Iowa | -- | 14 | L | 100-119 |
| 1970-71 (1-3) | | | | | |
| D30 | at Marquette | -- | 3 | L | 69-72 |
| F2 | Marquette | -- | 1 | L | 75-89 |
| F16 | Ohio State | -- | 20 | L | 71-79 |
| M2 | Indiana | -- | T18 | W | 94-87** |

| Year | Rank | UW | Opp | W/L | Score |
|----------------------|-----------------|-----|-----|-----|---------|
| 1971-72 (1-4) | | | | | |
| D27 | vs. Marshall | -- | 17 | L | 83-85= |
| J3 | at Marquette | -- | 2 | L | 60-72 |
| J15 | at Indiana | -- | 17 | W | 66-64* |
| J18 | Minnesota | -- | 17 | L | 59-65 |
| F5 | at Ohio State | -- | 9 | L | 69-79 |
| 1972-73 (1-9) | | | | | |
| N25 | at UCLA | -- | 1 | L | 53-94 |
| D4 | at Oral Roberts | -- | 12 | L | 76-90 |
| D30 | at Marquette | -- | 3 | L | 73-75** |
| J6 | Indiana | -- | 20 | L | 64-78 |
| J13 | at Minnesota | -- | 8 | L | 54-78 |
| J22 | at Purdue | -- | 20 | L | 59-66 |
| J29 | Minnesota | -- | 9 | L | 64-81 |
| F6 | Marquette | -- | 7 | L | 58-64 |
| F24 | at Indiana | -- | 10 | L | 55-57 |
| F26 | Purdue | -- | 20 | W | 71-63 |
| 1973-74 (0-6) | | | | | |
| D29 | at Marquette | -- | 6 | L | 48-49* |
| J12 | at Indiana | T13 | T13 | L | 51-52 |
| J28 | at Michigan | 17 | 20 | L | 75-83 |
| F5 | at Marquette | -- | 6 | L | 58-59 |
| F11 | Indiana | -- | 12 | L | 63-81 |
| F25 | Michigan | -- | 17 | L | 74-79 |
| 1974-75 (0-3) | | | | | |
| J20 | Indiana | -- | 1 | L | 69-89 |
| F4 | Marquette | -- | 11 | L | 63-69 |
| F17 | at Indiana | -- | 1 | L | 58-93 |
| 1975-76 (0-6) | | | | | |
| D16 | at Marquette | -- | 7 | L | 54-78 |
| D30 | at Marquette | -- | 4 | L | 66-82= |
| J8 | Michigan | -- | 16 | L | 81-106 |
| J31 | at Indiana | -- | 1 | L | 61-114 |
| F2 | at Michigan | -- | 16 | L | 86-107 |
| F26 | Indiana | -- | 1 | L | 67-96 |
| 1976-77 (2-6) | | | | | |
| N27 | at Kentucky | -- | 6 | L | 64-72 |
| D28 | at Marquette | -- | 12 | L | 57-64= |
| J8 | at Michigan | -- | 6 | L | 63-66 |
| J22 | at Minnesota | -- | 13 | W | 64-82% |
| J24 | at Purdue | -- | 18 | L | 71-81 |
| J27 | Michigan | -- | 7 | L | 64-69 |
| F21 | Marquette | -- | 19 | L | 58-73 |
| M3 | Minnesota | -- | 9 | W | 61-64% |
| 1977-78 (0-4) | | | | | |
| D9 | at Providence | -- | 14 | L | 62-73 |
| J7 | at Michigan St. | -- | 12 | L | 63-74 |
| F14 | at Marquette | -- | 1 | L | 64-75 |
| M2 | Michigan St. | -- | 6 | L | 75-89 |

| 1978-79 (2-5) | UW | Opp | W/L | Score |
|----------------------|----|-----|-----|---------|
| D23 Marquette | -- | 16 | W | 65-52 |
| D28 at Louisville | -- | 16 | L | 53-70\$ |
| J4 at Michigan St.-- | 1 | L | | 55-64 |
| J18 Illinois | -- | 8 | L | 74-81 |
| F1 Iowa | -- | 15 | L | 64-70 |
| F10 at Iowa | -- | 14 | L | 65-79 |
| M3 Michigan St. | -- | 4 | W | 83-81 |

| 1979-80 (3-5) | UW | Opp | W/L | Score |
|-------------------|----|-----|-----|--------|
| D5 at DePaul | -- | 10 | L | 77-90 |
| J5 Indiana | -- | 11 | W | 52-50 |
| J12 at Iowa | -- | 12 | L | 65-66 |
| J24 Purdue | -- | 14 | L | 60-73* |
| J26 at Ohio State | -- | 4 | W | 72-71 |
| F2 Ohio State | -- | 6 | W | 70-67 |
| F16 at Purdue | -- | 15 | L | 61-69 |
| F28 at Indiana | -- | 13 | L | 52-61 |

| 1980-81 (1-8) | UW | Opp | W/L | Score |
|-----------------|----|-----|-----|-------|
| J8 at Minnesota | -- | 19 | L | 60-76 |
| J15 Iowa | -- | 14 | L | 66-76 |
| J24 at Illinois | -- | 15 | W | 54-45 |
| J31 Michigan | -- | 17 | L | 67-74 |
| F5 at Indiana | -- | 17 | L | 64-89 |
| F7 at Michigan | -- | 14 | L | 64-71 |
| F12 Illinois | -- | 17 | L | 65-84 |
| F14 Indiana | -- | 20 | L | 52-59 |
| F28 at Iowa | -- | 8 | L | 75-96 |

| 1981-82 (0-5) | UW | Opp | W/L | Score |
|------------------|----|-----|-----|-------|
| J16 Iowa | -- | 5 | L | 62-78 |
| J21 Minnesota | -- | 5 | L | 57-78 |
| F11 at Minnesota | -- | 9 | L | 60-71 |
| F18 at Indiana | -- | 20 | L | 57-88 |
| F25 at Iowa | -- | 11 | L | 55-79 |

| 1982-83 (1-6) | UW | Opp | W/L | Score |
|--------------------|----|-----|-----|---------|
| D28 vs. Georgetown | -- | 10 | L | 43-71++ |
| J6 Purdue | -- | 20 | L | 64-80 |
| J22 Iowa | -- | 10 | W | 65-62 |
| J29 Minnesota | -- | 16 | L | 58-65 |
| F3 at Indiana | -- | 6 | L | 73-83 |
| F12 Indiana | -- | 4 | L | 56-75 |
| F24 at Iowa | -- | 17 | L | 63-93 |

| 1983-84 (0-3) | UW | Opp | W/L | Score |
|-----------------|----|-----|-----|--------|
| J7 Illinois | -- | 14 | L | 62-63* |
| M6 Purdue | -- | 11 | L | 48-61 |
| M10 at Illinois | -- | 7 | L | 57-81 |

| 1984-85 (1-5) | UW | Opp | W/L | Score |
|-----------------|----|-----|-----|-------|
| J12 at Indiana | -- | 11 | L | 68-90 |
| J17 Illinois | -- | 11 | L | 67-78 |
| F2 Michigan | -- | 10 | L | 81-94 |
| F16 at Illinois | -- | 17 | L | 49-68 |
| F20 Iowa | -- | 14 | W | 54-53 |
| F28 at Michigan | -- | 3 | L | 68-88 |

| 1985-86 (0-5) | UW | Opp | W/L | Score |
|-----------------|----|-----|-----|--------|
| J19 at Purdue | -- | 19 | L | 73-100 |
| F1 at Michigan | -- | 9 | L | 64-91 |
| F6 at Indiana | -- | 18 | L | 69-78 |
| F26 Michigan | -- | 10 | L | 74-97 |
| M2 Michigan St. | -- | 17 | L | 71-84 |

| 1986-87 (0-9) | UW | Opp | W/L | Score |
|----------------|----|-----|-----|-----------|
| D30 vs. Pitt | -- | 17 | L | 82-98\$\$ |
| J5 at Iowa | -- | 2 | L | 63-78 |
| J8 Illinois | -- | 12 | L | 66-68 |
| J10 Purdue | -- | 6 | L | 48-57 |
| J15 at Indiana | -- | 4 | L | 65-103 |
| F5 at Purdue | -- | 7 | L | 62-70 |
| F7 at Illinois | -- | 14 | L | 74-99 |
| F16 Indiana | -- | 2 | L | 85-86*** |
| M8 Iowa | -- | 6 | L | 71-81 |

| 1987-88 (0-9) | UW | Opp | W/L | Score |
|-----------------|----|-----|-----|----------|
| D28 at UNLV | -- | 15 | L | 65-102## |
| J14 at Indiana | -- | 15 | L | 53-55 |
| J16 Illinois | -- | 20 | L | 65-80 |
| J21 at Michigan | -- | 7 | L | 54-65 |
| J25 Iowa | -- | 16 | L | 89-104 |
| F3 at Purdue | -- | 6 | L | 62-86 |
| F3 Michigan | -- | 12 | L | 67-80 |
| M3 Purdue | -- | 2 | L | 56-84 |
| M10 at Iowa | -- | 15 | L | 70-103 |

| 1988-89 (3-6) | UW | Opp | W/L | Score |
|-----------------|----|-----|-----|--------|
| J7 at Ohio St. | -- | 14 | L | 70-73 |
| J12 at Illinois | -- | 2 | L | 80-103 |
| J19 Indiana | -- | 19 | L | 58-61* |
| J21 Michigan | -- | 6 | W | 71-68 |
| J26 at Iowa | -- | 12 | L | 70-78 |
| F11 Iowa | -- | 8 | W | 65-54 |
| F18 Illinois | -- | 5 | W | 72-52 |
| F25 at Michigan | -- | 13 | L | 70-92 |
| M9 at Indiana | -- | 6 | L | 64-75 |

| 1989-90 (1-9) | UW | Opp | W/L | Score |
|------------------|----|-----|-----|-------|
| J4 at Illinois | -- | 4 | L | 59-73 |
| J17 Purdue | -- | 24 | L | 54-56 |
| J22 Minnesota | -- | 21 | W | 77-75 |
| J25 Illinois | -- | 10 | L | 63-66 |
| F1 at Indiana | -- | 22 | L | 61-85 |
| F3 Michigan | -- | 4 | L | 63-77 |
| F8 at Mich. St. | -- | 23 | L | 57-60 |
| F17 at Purdue | -- | 12 | L | 55-62 |
| F22 at Minnesota | -- | 18 | L | 67-68 |
| M8 at Michigan | -- | 13 | L | 64-94 |

| 1990-91 (2-4) | UW | Opp | W/L | Score |
|-------------------|----|-----|-----|---------|
| J12 at Ohio State | -- | 4 | L | 60-92 |
| J17 Iowa | -- | 24 | W | 91-79 |
| J30 at Indiana | -- | 4 | L | 57-73 |
| F9 Michigan St. | -- | 25 | W | 84-78** |
| F14 Ohio State | -- | 2 | L | 71-73 |
| M2 Indiana | -- | 5 | L | 61-74 |

| 1991-92 (1-7) | UW | Opp | W/L | Score |
|------------------|----|-----|-----|-------|
| J11 Indiana | -- | 10 | L | 63-79 |
| J25 at Michigan | -- | 16 | L | 83-98 |
| F5 at Ohio St. | -- | 8 | L | 72-86 |
| F8 Michigan St. | -- | 11 | L | 64-79 |
| F12 at Mich. St. | -- | 12 | L | 61-76 |
| F15 Ohio State | -- | 8 | L | 63-67 |
| F26 Michigan | -- | 17 | W | 96-78 |
| M12 at Indiana | -- | 4 | L | 41-66 |

| 1992-93 (3-6) | UW | Opp | W/L | Score |
|------------------|----|-----|-----|---------|
| J9 Michigan | -- | 3 | L | 73-98 |
| J13 at Purdue | -- | 17 | L | 60-76 |
| J16 Minnesota | -- | 19 | W | 79-70 |
| J20 Ohio State | -- | 24 | W | 76-67 |
| J23 at Mich. St. | -- | 21 | W | 67-66 |
| F10 at Michigan | -- | 4 | L | 66-85 |
| F13 Purdue | -- | 18 | L | 87-90** |
| M10 at Iowa | -- | 17 | L | 65-91 |
| M14 Indiana | -- | 2 | L | 80-87 |

| 1993-94 (4-6) | UW | Opp | W/L | Score |
|--------------------|----|-----|-----|---------|
| J2 Marquette | 17 | 24 | W | 71-52 |
| J12 at Minnesota | 12 | 18 | L | 53-90 |
| J15 Purdue | 12 | 9 | W | 75-69 |
| J29 at Michigan | 16 | 15 | L | 75-79 |
| F12 Minnesota | 21 | 23 | L | 78-109 |
| F16 at Purdue | 24 | 9 | L | 64-67 |
| M2 Michigan | -- | 3 | W | 71-58 |
| M12 at Indiana | -- | 18 | L | 65-78 |
| M17 vs. Cincinnati | -- | 25 | W | 80-72! |
| M19 vs. Missouri | -- | 5 | L | 96-109! |

| 1994-95 (0-4) | UW | Opp | W/L | Score |
|------------------|----|-----|-----|-------|
| J4 Michigan St. | -- | 14 | L | 64-78 |
| J7 at Indiana | -- | 21 | L | 70-73 |
| F26 at Purdue | -- | 21 | L | 56-66 |
| M11 at Mich. St. | -- | 9 | L | 72-97 |

| 1995-96 (3-4) | UW | Opp | W/L | Score |
|-------------------|----|-----|-----|---------|
| N20 vs. Villanova | -- | 3 | L | 58-66!! |
| N21 vs. UCLA | -- | 4 | L | 57-68!! |
| J3 Michigan | -- | 21 | W | 51-46 |
| J13 Iowa | -- | 11 | W | 80-71 |
| F7 Purdue | -- | 14 | W | 42-75% |
| F28 at Iowa | -- | 20 | L | 54-69 |
| M6 Penn State | -- | 16 | W | 54-52 |

| 1996-97 (4-2) | UW | Opp | W/L | Score |
|-----------------|----|-----|-----|-------|
| J2 at Minnesota | -- | 15 | L | 48-65 |
| J4 Indiana | -- | 12 | W | 71-58 |
| F6 Michigan | -- | 13 | W | 58-53 |
| F12 Illinois | -- | 20 | W | 62-45 |
| M5 at Indiana | -- | 25 | L | 66-70 |
| M8 Minnesota | -- | 2 | W | 66-65 |

| 1997-98 (2-7) | UW | Opp | W/L | Score |
|------------------|----|-----|-----|--------|
| N18 Illinois St. | -- | 24 | W | 80-66 |
| N29 Oklahoma | -- | 18 | W | 75-64# |
| D6 Temple | -- | 20 | L | 49-59 |
| D31 Michigan | -- | 18 | L | 63-76 |
| J31 at Purdue | -- | 10 | L | 59-82 |
| F3 Iowa | -- | 24 | L | 76-79 |
| F21 Michigan St. | -- | 14 | L | 47-56 |
| F28 at Michigan | -- | 21 | L | 70-76 |
| M6 vs. Illinois | -- | 18 | L | 61-66ÿ |

| 1998-99 (6-4) | UW | Opp | W/L | Score |
|------------------|----|-----|-----|--------|
| D9 at Temple | -- | 16 | W | 63-56 |
| J6 Mich. St. | 24 | 12 | W | 66-51 |
| J10 Purdue | 17 | 9 | W | 61-56 |
| J23 at Iowa | 15 | 14 | W | 72-52 |
| J30 Minnesota | 12 | 19 | W | 61-50 |
| F3 at Indiana | 11 | 21 | L | 60-71 |
| F21 at Mich. St. | 16 | 4 | L | 51-56 |
| F24 at Ohio St. | 16 | 10 | L | 54-63 |
| M5 vs. Iowa | 19 | 20 | W | 74-50ÿ |
| M6 vs. Mich. St. | 19 | 2 | L | 41-56ÿ |

1999-2000 (8-8) UW

| Opp | W/L | Score |
|-------------------|---------|--------|
| N13 at Syracuse | -- 17 L | 49-68 |
| D7 Texas | -- 10 W | 61-45 |
| D29 Temple | -- 17 W | 62-44 |
| J5 at Indiana | -- 10 L | 67-71 |
| J8 Illinois | -- 19 W | 63-59 |
| J13 Ohio State | -- 17 L | 51-53 |
| F2 at Ohio St. | -- 5 L | 48-51 |
| F12 Michigan St. | -- 6 L | 44-61 |
| F19 at Mich. St. | -- 6 L | 54-59 |
| M5 Indiana | -- 14 W | 56-53 |
| M10 vs. Purdue | -- 22 W | 78-66ÿ |
| M11 vs. Mich. St. | -- 5 L | 46-55ÿ |
| M18 vs. Arizona | -- 4 W | 66-59! |
| M23 vs. LSU | -- 10 W | 61-48! |
| M25 vs. Purdue | -- 25 W | 64-60! |
| A1 vs. Mich. St. | -- 2 L | 41-53! |

2000-01 (2-4) UW

| Opp | W/L | Score |
|------------------|---------|----------|
| N21 at Tennessee | 18 9 L | 56-66 |
| N29 vs. Maryland | 23 13 W | 78-75^A@ |
| J13 at Mich. St. | 17 3 L | 59-69* |
| J16 Iowa | 19 14 W | 67-54 |
| F13 at Illinois | 19 4 L | 67-68 |
| F27 Mich. St. | 22 3 L | 47-51 |

2001-02 (5-3) UW

| Opp | W/L | Score |
|------------------|---------|--------|
| D22 Marquette | -- 14 W | 86-73 |
| J2 at Iowa | -- 9 L | 57-69 |
| J5 Illinois | -- 7 W | 72-66 |
| J12 at Mich. St. | -- 25 W | 64-63 |
| J23 at Illinois | -- 9 L | 48-80 |
| F6 Ohio State | -- 16 W | 94-92* |
| F13 at Indiana | -- 22 W | 64-63 |
| M17 vs. Maryland | -- 4 L | 57-87! |

2002-03 (1-4) UW

| Opp | W/L | Score |
|------------------|---------|--------|
| D14 at Marquette | -- 16 L | 54-63 |
| J11 at Illinois | -- 10 L | 63-69 |
| F5 at Purdue | -- 24 L | 60-78 |
| M5 Illinois | 24 14 W | 60-59 |
| M27 vs. Kentucky | 21 1 L | 57-63! |

2003-04 (2-1) UW

| Opp | W/L | Score |
|--------------------|---------|--------|
| D20 Marquette | 22 23 W | 63-59 |
| M14 vs. Illinois | 10 12 W | 70-53ÿ |
| M21 vs. Pittsburgh | 10 9 L | 55-59! |

2004-05 (3-5) UW

| Opp | W/L | Score |
|---------------------|---------|--------|
| N30 Maryland | 25 12 W | 69-64^ |
| D29 Alabama | -- 18 W | 76-62 |
| J16 Mich. St. | -- 15 W | 62-59 |
| J25 Illinois | 18 1 L | 65-75 |
| F12 at Illinois | 20 1 L | 59-70 |
| F24 at Mich. St. | 20 10 L | 64-77 |
| M13 vs. Illinois | 23 1 L | 43-54ÿ |
| M20 vs. N. Carolina | 20 2 L | 82-88! |

2005-06 (3-5) UW

| Opp | W/L | Score |
|--------------------|---------|--------|
| N29 at Wake Forest | -- 24 L | 88-91^ |
| J8 Michigan St. | -- 7 W | 82-63 |
| J18 at Ohio St. | 15 19 L | 67-77 |
| J31 Illinois | -- 6 L | 51-66 |
| F8 Indiana | -- 24 W | 72-54 |
| F15 Ohio State | -- 12 W | 78-73 |
| M2 at Mich. St. | -- 25 L | 65-74 |
| M4 at Iowa | -- 23 L | 44-59 |

2006-07 (3-3) UW

| Opp | W/L | Score |
|------------------|---------|--------|
| D9 at Marquette | 11 17 W | 70-66 |
| D16 Pittsburgh | 7 2 W | 89-75 |
| J9 Ohio State | 3 5 W | 72-69 |
| F25 at Ohio St. | 1 2 L | 48-49 |
| M11 vs. Ohio St. | 3 1 L | 49-66ÿ |
| M18 vs. UNLV | 6 19 L | 68-74! |

2007-08 (5-5) UW

| Opp | W/L | Score |
|-------------------|---------|--------|
| N27 at Duke | 20 9 L | 58-82^ |
| D8 Marquette | -- 24 L | 76-81 |
| D29 at Texas | -- 7 W | 67-66 |
| J26 at Purdue | 11 18 L | 56-60 |
| J31 Indiana | 13 24 W | 62-49 |
| F9 Purdue | 8 18 L | 67-72 |
| F13 at Indiana | 15 24 W | 68-66 |
| F28 Michigan St. | 10 20 W | 57-42 |
| M15 vs. Mich. St. | 8 20 W | 65-63ÿ |
| M28 vs. Davidson | 6 23 L | 56-73! |

2008-09 (4-9) UW

| Opp | W/L | Score |
|---------------------|---------|---------|
| N24 vs. UConn | 25 2 L | 57-76§ |
| D6 at Marquette | -- 25 L | 58-61 |
| D23 Texas | -- 9 L | 69-74 |
| D31 at Michigan | -- 23 W | 73-61 |
| J11 at Purdue | -- 14 L | 52-65 |
| J15 Minnesota | -- 18 L | 74-78* |
| J24 at Illinois | -- 25 L | 57-64 |
| J27 Purdue | -- 16 L | 63-64 |
| F5 Illinois | -- 23 W | 63-50 |
| F14 Ohio State | -- 24 W | 55-50 |
| F22 at Mich. St. | -- 6 L | 50-61 |
| M20 vs. Florida St. | -- 16 W | 61-59*! |
| M22 vs. Xavier | -- 20 L | 49-60! |

2009-10 (5-2) UW

| Opp | W/L | Score |
|------------------|---------|---------|
| N25 vs. Maryland | -- 21 W | 78-69!! |
| D2 Duke | -- 6 W | 73-69^ |
| D31 Ohio State | 23 15 W | 65-43 |
| J6 at Mich. St. | 17 10 L | 47-54 |
| J9 Purdue | 17 4 W | 73-66 |
| J28 at Purdue | 16 10 L | 57-60 |
| F2 Michigan St | 16 5 W | 67-49 |

2010-11 (5-3) UW

| Opp | W/L | Score |
|--------------------|---------|--------|
| D28 Minnesota | -- 14 W | 68-60 |
| J2 at Illinois | -- 25 L | 61-69 |
| J15 Illinois | 20 16 W | 76-66 |
| F1 Purdue | 19 11 W | 66-59 |
| F12 Ohio State | 13 1 W | 71-67 |
| F16 at Purdue | 10 11 L | 62-70 |
| M6 at Ohio St. | 10 1 L | 65-93 |
| M19 vs. Kansas St. | 16 21 W | 70-65! |

2011-12 (5-8) UW

| Opp | W/L | Score |
|----------------------|---------|--------|
| N30 at N. Carolina | 9 5 L | 57-60^ |
| D3 Marquette | 9 16 L | 54-61 |
| J3 Michigan St. | 18 10 L | 60-63* |
| J8 at Michigan | 18 16 L | 41-59 |
| J22 at Illinois | -- 22 W | 67-63 |
| J26 Indiana | 26 16 W | 57-50 |
| F4 Ohio State | 19 3 L | 52-58 |
| F16 at Michigan St. | 15 7 L | 55-69 |
| F26 at Ohio St. | 16 8 W | 63-60 |
| M9 vs. Indiana | 14 15 W | 79-71ÿ |
| M10 vs. Michigan St. | 14 8 L | 52-65ÿ |
| M17 vs. Vanderbilt | 14 20 W | 60-57! |
| M22 vs. Syracuse | 14 2 L | 63-64! |

2012-13 (7-6) UW

| Opp | W/L | Score |
|-------------------|---------|---------|
| N14 at Florida | 22 10 L | 56-74 |
| N23 vs. Creighton | -- 14 L | 74-84§§ |
| J12 Illinois | -- 12 W | 74-51 |
| J15 at Indiana | -- 2 W | 64-59 |
| J22 Michigan St. | -- 13 L | 47-49 |
| J26 Minnesota | -- 12 W | 45-44 |
| J29 at Ohio St. | -- 11 L | 49-58 |
| F9 Michigan | -- 3 W | 65-62* |
| F17 Ohio State | 20 13 W | 71-49 |
| M7 at Mich. St. | 22 10 L | 43-58 |
| M15 vs. Michigan | 22 6 W | 68-59ÿ |
| M16 vs. Indiana | 22 3 W | 68-56ÿ |
| M17 vs. Ohio St. | 22 10 L | 43-50ÿ |

2013-14 (9-2) UW

| Opp | W/L | Score |
|-------------------|---------|---------|
| N12 Florida | 20 11 W | 59-53 |
| J5 Iowa | 4 22 W | 75-71 |
| J8 Illinois | 4 23 W | 95-70 |
| F1 Ohio State | 14 24 L | 58-59 |
| F9 Mich. St | -- 8 W | 60-58 |
| F16 at Michigan | 21 15 W | 75-62 |
| F22 at Iowa | 16 15 W | 79-74 |
| M15 vs. Mich. St. | 12 22 L | 75-83ÿ |
| M28 vs. Baylor | 12 23 W | 69-52! |
| M30 vs. Arizona | 12 4 W | 64-63*! |

2014-15 (5-3) UW

| Opp | W/L | Score |
|---------------------|--------|--------|
| D3 Duke | 2 4 L | 70-80^ |
| J20 Iowa | 6 25 W | 82-50 |
| F24 at Maryland | 5 14 L | 53-59 |
| M8 at Ohio State | 6 23 W | 72-48 |
| M26 vs. N. Carolina | 3 15 W | 79-72! |
| M28 vs. Arizona | 3 5 W | 85-78! |
| A4 vs. Kentucky | 3 1 W | 71-64! |
| A6 vs. Duke | 3 4 L | 63-68! |

2015-16 (6-5) UW

| Opp | W/L | Score |
|---------------------|---------|---------|
| N29 at Oklahoma | -- 7 L | 48-65 |
| D2 at Syracuse | -- 14 W | 66-58^A |
| D29 Purdue | -- 14 L | 55-61 |
| J9 Maryland | -- 3 L | 60-63 |
| J17 Michigan St. | -- 4 W | 77-76 |
| J26 Indiana | -- 19 W | 82-79* |
| F13 at Maryland | -- 2 W | 70-57 |
| F18 at Michigan St. | -- 8 L | 57-69 |
| F24 at Iowa | -- 8 W | 67-59 |
| M6 at Purdue | -- 15 L | 80-91 |
| M vs. Xavier | -- 9 W | 66-63! |

2016-17 (4-4) UW

| Opp | W/L | Score |
|---------------------|---------|---------|
| N15 at Creighton | 9 22 L | 67-79> |
| N23 vs. N. Carolina | 16 4 L | 56-71!! |
| N29 Syracuse | 17 22 W | 77-60^ |
| J3 at Indiana | 13 25 W | 75-68 |
| J8 at Purdue | 13 20 L | 55-66 |
| F19 Maryland | 11 23 W | 71-60 |
| M18 vs. Villanova | 25 1 W | 65-62! |
| M24 vs. Florida | 25 20 L | 83-84*! |

2017-18 (1-9) UW

| Opp | W/L | Score |
|------------------|---------|---------|
| N16 Xavier | -- 15 L | 70-80> |
| N20 vs. Baylor | -- 22 L | 65-70{} |
| N21 vs. UCLA | -- 23 L | 70-72{} |
| N27 at Virginia | -- 18 L | 38-49^ |
| J16 at Purdue | -- 3 L | 50-78 |
| J26 at Mich. St | -- 6 L | 61-76 |
| F11 Michigan | -- 20 L | 72-83 |
| F15 Purdue | -- 6 W | 57-53 |
| F25 Michigan St. | -- 2 L | 63-68 |
| M2 vs. Mich. St. | -- 2 L | 60-63ÿ |

| 2018-19 (3-4) | UW | Opp | W/L | Score |
|-------------------|----|-----|-----|--------------------|
| N23 vs. Virginia | -- | 4 | L | 46-53 ^u |
| N30 at Iowa | 22 | 14 | W | 72-66 |
| J14 at Maryland | -- | 19 | L | 60-64 |
| J19 Michigan | -- | 2 | W | 64-54 |
| F1 Maryland | 24 | 21 | W | 69-61 |
| F9 at Michigan | 19 | 7 | L | 52-61 |
| F12 Michigan St. | 20 | 11 | L | 59-67 |
| M16 vs. Mich. St. | 19 | 6 | L | 55-67 |

| 2019-20 (5-3) | UW | Opp | W/L | Score |
|---------------------|----|-----|-----|------------------------|
| N5 vs. St Mary's | -- | 20 | L | 63-65* ^{<} |
| J3 at Ohio State | -- | 5 | W | 61-57 |
| J11 at Penn State | -- | 20 | W | 58-49 |
| J14 Maryland | -- | 17 | W | 56-54 |
| J17 at Michigan St. | -- | 15 | L | 55-67 |
| J27 at Iowa | -- | 19 | L | 62-68 |
| F1 Michigan St. | -- | 14 | W | 64-63 |
| F27 at Michigan | -- | 19 | W | 81-74 |

| 2020-21 (3-10) | UW | Opp | W/L | Score |
|------------------|----|-----|-----|--------------------|
| D19 Louisville | 12 | 23 | W | 85-48 [^] |
| D25 at Mich. St. | 9 | 12 | W | 85-76 |
| D31 Minnesota | 6 | 21 | W | 71-59 |
| J12 at Michigan | 9 | 7 | L | 54-77 |
| J23 Ohio State | 10 | 15 | L | 62-74 |
| F6 Illinois | 19 | 12 | L | 60-75 |
| F14 Michigan | 21 | 3 | L | 59-67 |
| F18 Iowa | 21 | 11 | L | 62-77 |
| F27 Illinois | 23 | 5 | L | 69-74 |
| M2 at Purdue | 25 | 23 | L | 69-73 |
| M7 at Iowa | 25 | 5 | L | 73-77 |
| M12 vs. Iowa# | -- | 5 | L | 57-62 |
| M21 vs. Baylor | -- | 3 | L | 63-76 |

| 2021-22 (5-3) | UW | Opp | W/L | Score |
|-------------------|----|-----|-----|---------|
| N23 vs. Houston | -- | 12 | W | 65-63!! |
| D11 at Ohio St. | 22 | 21 | L | 55-73 |
| J3 at Purdue | 24 | 3 | W | 74-69 |
| J13 vs. Ohio St. | 13 | 16 | W | 78-68 |
| J21 vs. Mich. St. | 8 | 14 | L | 74-86 |
| F2 at Illinois | 11 | 18 | L | 67-80 |
| F8 at Mich. St. | 14 | 17 | W | 70-62 |
| M1 vs. Purdue | 10 | 8 | W | 70-67 |

UW vs. the Ranked

Wisconsin's all-time record vs. teams ranked in the AP top 25.

Overall: 158-318 | **Home:** 97-108 | **Away:** 34-174 | **Neutral:** 26-36

| | | | | | |
|-------|------|--------|-------|--------|------|
| vs. 1 | 4-19 | vs. 10 | 3-21 | vs. 19 | 6-9 |
| vs. 2 | 6-23 | vs. 11 | 5-10 | vs. 20 | 7-16 |
| vs. 3 | 5-14 | vs. 12 | 10-12 | vs. 21 | 6-5 |
| vs. 4 | 9-20 | vs. 13 | 5-5 | vs. 22 | 5-4 |
| vs. 5 | 7-11 | vs. 14 | 10-18 | vs. 23 | 8-6 |
| vs. 6 | 7-21 | vs. 15 | 7-11 | vs. 24 | 8-6 |
| vs. 7 | 5-18 | vs. 16 | 9-12 | vs. 25 | 6-5 |
| vs. 8 | 5-11 | vs. 17 | 6-14 | | |
| vs. 9 | 4-15 | vs. 18 | 3-13 | | |

**updated through
2021-22 season*

KEY

| | | |
|---------------------------|-------------------------------------|--|
| * overtime | + at Chicago Stadium | § Paradise Jam Tournament, St. Thomas, Virgin Islands |
| ** double overtime | & ECAC Holiday Festival | \$ Rainbow Classic, Honolulu |
| *** triple overtime | \$ Holiday Classic, Louisville, Ky. | \$\$ Rebel Classic, Las Vegas |
| % forfeit wins | \$\$ Las Vegas Invitational | ## Winston Tire Classic, Los Angeles |
| ^ ACC-Big Ten Challenge | @ Los Angeles Classic | { } Hall of Fame Classic, KC, Mo. |
| > Gavitt Games | !! Maui Invitational | " Battle 4 Atlantis Tournament |
| # Big Island Invitational | @ at Milwaukee | < Sanford Pentagon, Sioux Falls, SD |
| ÿ Big Ten Tournament | = Milwaukee Classic | |
| | ! NCAA Tournament | |

OVERTIME GAMES

| Year | Opponent (#OT) | W/L | Score |
|----------|-------------------|-----|--------|
| 3/9/12 | at Minnesota | W | 29-26 |
| 2/13/14 | Purdue | W | 25-20 |
| 1/11/15 | at Purdue | W | 28-24 |
| 1/10/16 | at Iowa | W | 36-31 |
| 1/8/17 | at Northwestern | W | 29-21 |
| 12/27/18 | at Camp Grant | W | 16-15 |
| 12/13/19 | Ripon | W | 19-16 |
| 1/14/22 | Michigan | W | 18-16 |
| 12/14/23 | DePauw (3) | T | 25-25 |
| 3/1/26 | Michigan | L | 23-24 |
| 1/17/27 | at Chicago | W | 33-30 |
| 1/23/30 | at Indiana | W | 23-21 |
| 12/30/31 | Maryland | W | 32-30 |
| 1/4/32 | at Northwestern | L | 30-31 |
| 1/14/33 | at Indiana | W | 38-37 |
| 1/18/33 | Indiana | L | 28-29 |
| 12/31/34 | Michigan State | W | 23-21 |
| 2/16/35 | Indiana | W | 37-27 |
| 1/6/36 | at Chicago | W | 38-36 |
| 2/8/37 | Ohio State | W | 35-33 |
| 2/18/39 | Purdue | W | 32-30 |
| 2/24/40 | Purdue | L | 45-48 |
| 1/13/41 | Purdue | W | 48-42 |
| 2/10/41 | at Northwestern | W | 48-46 |
| 12/14/42 | at Notre Dame | L | 59-61 |
| 1/3/44 | Illinois | L | 43-45 |
| 2/4/44 | Northwestern (2) | W | 50-47 |
| 2/19/44 | Purdue | L | 50-52 |
| 12/14/46 | Notre Dame | W | 53-49 |
| 12/4/48 | Marquette | W | 67-63 |
| 2/13/50 | at Iowa | W | 66-62 |
| 12/19/50 | at St. Louis | L | 48-53 |
| 1/1/51 | Illinois | L | 69-71 |
| 12/21/53 | at Tulane | L | 55-57 |
| 2/13/54 | Illinois | L | 64-70 |
| 1/14/56 | at Ohio State (2) | L | 98-100 |
| 12/1/56 | South Dakota | L | 56-58 |
| 2/22/60 | at Michigan | W | 88-82 |
| 12/29/60 | at Portland | L | 71-79 |
| 3/2/63 | at Michigan State | W | 92-89 |
| 12/21/63 | vs. Princeton^ | L | 87-90 |
| 2/17/64 | Indiana (2) | L | 80-82 |
| 2/23/65 | Northwestern | W | 93-87 |
| 1/31/66 | at Ohio State | L | 81-87 |
| 12/3/66 | Cincinnati | L | 70-77 |
| 2/4/67 | Ohio State | L | 84-90 |
| 2/18/67 | at Iowa (3) | W | 96-95 |
| 3/7/67 | Iowa | L | 87-90 |
| 3/2/71 | Indiana (2) | W | 94-87 |

| Year | Opponent (#OT) | W/L | Score |
|----------|---------------------------|-----|-------|
| 1/15/72 | at Indiana | W | 66-64 |
| 2/12/72 | Indiana | L | 76-84 |
| 12/30/72 | at Marquette (2) | L | 73-75 |
| 3/10/73 | at Michigan State | L | 78-79 |
| 12/29/73 | at Marquette | L | 48-49 |
| 12/2/74 | at Minnesota | L | 63-64 |
| 12/28/74 | vs. Georgia^ | L | 89-91 |
| 1/27/75 | at Michigan | L | 74-75 |
| 2/1/75 | Iowa | W | 86-85 |
| 1/5/76 | Ohio State | W | 82-81 |
| 1/29/77 | Michigan State (3) | W | 87-83 |
| 2/26/77 | at Ohio State | L | 80-82 |
| 3/5/77 | Iowa (2) | L | 93-94 |
| 12/31/77 | Northern Illinois | W | 74-73 |
| 2/17/79 | Indiana | L | 62-68 |
| 2/27/79 | vs. Nebraska# | L | 82-83 |
| 1/10/80 | at Minnesota | L | 76-82 |
| 1/24/80 | Purdue | L | 60-73 |
| 1/31/80 | Michigan | L | 69-73 |
| 12/6/80 | Green Bay (2) | W | 68-66 |
| 3/7/81 | Minnesota | W | 60-58 |
| 12/5/83 | Nebraska (2) | L | 69-71 |
| 1/7/84 | Illinois | L | 62-63 |
| 1/19/84 | at Northwestern | W | 61-60 |
| 2/16/87 | Indiana (3) | L | 85-86 |
| 1/7/88 | Michigan State (2) | W | 78-72 |
| 1/19/89 | Indiana | L | 58-61 |
| 2/2/89 | Michigan State | W | 69-64 |
| 12/2/89 | at Marquette | W | 63-58 |
| 1/11/90 | Iowa | W | 73-69 |
| 11/24/90 | at Oregon | W | 72-70 |
| 12/15/90 | at Butler (2) | L | 88-94 |
| 1/19/91 | Michigan | L | 68-69 |
| 2/9/91 | Michigan State (2) | W | 84-78 |
| 3/13/91 | Bowling Green | W | 87-79 |
| 11/25/91 | SE Missouri State | W | 82-71 |
| 2/13/93 | Purdue (2) | L | 87-90 |
| 12/2/95 | Temple | W | 57-54 |
| 1/24/96 | Minnesota | W | 73-65 |
| 12/4/96 | at Temple | W | 64-57 |
| 12/9/97 | Toledo | W | 73-68 |
| 2/7/98 | Illinois | L | 47-53 |
| 1/2/99 | Ohio State | L | 74-78 |
| 11/29/00 | vs. Maryland!& | W | 78-75 |
| 12/30/00 | South Florida | W | 63-61 |
| 1/13/01 | at Michigan State | L | 59-69 |
| 12/3/01 | Temple (2) | L | 67-70 |
| 2/6/02 | Ohio State | W | 94-92 |
| 12/2/03 | at Maryland | L | 67-73 |
| 3/2/04 | at Michigan State | W | 68-64 |
| 11/19/05 | vs. Eastern Kentucky (2)+ | W | 95-89 |

| Year | Opponent (#OT) | W/L | Score |
|----------|---------------------|-----|-------|
| 12/4/06 | Winthrop | W | 82-79 |
| 11/21/08 | vs. Iona+ | W | 60-58 |
| 1/15/09 | Minnesota | L | 74-78 |
| 1/21/09 | at Iowa | L | 69-73 |
| 3/20/09 | vs. Florida State* | W | 61-59 |
| 12/9/09 | at Green Bay | L | 84-88 |
| 1/24/10 | Penn State | W | 79-71 |
| 1/11/11 | at Michigan State | L | 61-64 |
| 2/9/11 | at Iowa | W | 62-59 |
| 1/3/12 | Michigan State | L | 60-63 |
| 2/9/12 | at Minnesota | W | 68-61 |
| 2/6/13 | Iowa (2) | W | 70-66 |
| 2/9/13 | Michigan | W | 65-62 |
| 2/14/13 | Minnesota | L | 53-58 |
| 3/30/14 | vs. Arizona* | W | 64-63 |
| 1/24/15 | at Michigan | W | 69-64 |
| 3/15/15 | vs. Michigan State= | W | 80-69 |
| 12/2/15 | at Syracuse! | W | 66-58 |
| 1/26/16 | Indiana | W | 82-79 |
| 1/21/17 | at Minnesota | W | 78-76 |
| 1/28/17 | vs. Rutgers" | W | 61-54 |
| 2/9/17 | at Nebraska | W | 70-69 |
| 3/24/17 | vs. Florida* | L | 83-84 |

| Year | Opponent (#OT) | W/L | Score |
|-----------|-------------------|-----|-------|
| 2/19/18 | Minnesota | W | 73-63 |
| 12/8/18 | at Marquette | L | 69-74 |
| 1/11/19 | Purdue | L | 80-84 |
| 2/26/19 | at Indiana (2) | L | 73-75 |
| 3/10/19 | at Ohio State | W | 73-67 |
| 11/5/2020 | vs. Saint Mary's> | L | 63-65 |
| 1/7/2021 | Indiana (2) | W | 80-73 |

Key

- ^ Milwaukee Classic
- # Rainbow Classic, Honolulu
- * NCAA Tournament
- ! Big Ten/ACC Challenge
- & Played in Milwaukee, Wis.
- + Paradise Jam, U.S. Virgin Islands
- " Madison Square Garden, New York
- > Sanford Pentagon, Sioux Falls, S.D.
- = Big Ten Tournament

Double Overtime Games (8-9)

| | | | |
|------|---------------------------|---|--------|
| 1944 | Northwestern (2) | W | 50-47 |
| 1956 | at Ohio State (2) | L | 98-100 |
| 1964 | Indiana (2) | L | 80-82 |
| 1971 | Indiana (2) | W | 94-87 |
| 1973 | at Marquette (2) | L | 73-75 |
| 1977 | Iowa (2) | L | 93-94 |
| 1981 | Green Bay (2) | W | 68-66 |
| 1984 | Nebraska (2) | L | 69-71 |
| 1988 | Michigan St. (2) | W | 78-72 |
| 1991 | at Butler (2) | L | 88-94 |
| 1991 | Michigan State (2) | W | 84-78 |
| 1993 | Purdue (2) | L | 87-90 |
| 2002 | Temple (2) | L | 67-70 |
| 2006 | vs. Eastern Kentucky (2)+ | W | 95-89 |
| 2013 | Iowa (2) | W | 70-66 |
| 2019 | at Indiana (2) | L | 73-75 |
| 2021 | Indiana (2) | W | 80-73 |

Triple Overtime Games (2-1-1)

| | | | |
|------|--------------------|---|-------|
| 1924 | DePauw (3) | T | 25-25 |
| 1967 | at Iowa (3) | W | 96-95 |
| 1977 | Michigan State (3) | W | 87-83 |
| 1987 | Indiana (3) | L | 85-86 |

Wisconsin Overtime Records

- Overtime Record:** 70-56-1 (.555)
- Double Overtime:** 7-9 (.438)
- Triple Overtime:** 2-1-1 (.625)
- Home:** 36-29-1 (.553)
- Away:** 27-24 (.529)
- Neutral:** 7-5 (.583)
- Most Frequent Opponent:** Indiana (14), 7-7 (.500)

COMEBACK WINS

Since 1945, Wisconsin has recorded 47 victories in games in which it erased a double-figure, second-half deficit.

| Date | Opponent | Deficit (Time) | Final | Date | Opponent | Deficit (Time) | Final |
|--|-----------------|-------------------|--------|----------|-------------------|-------------------|-----------|
| 2/8/47 | Minnesota | 12 (early 2nd) | 60-51 | 2/19/97 | at Penn State | 14 (16:10) | 49-45 |
| 2/9/48 | Michigan St. | 10 (half) | 51-39 | 2/26/97 | Iowa | 11 (14:38) | 49-48 |
| 12/4/48 | Marquette | 18 (17:58) | 67-63* | 11/21/98 | Virginia | 10 (18:14) | 66-56 |
| 1/16/50 | Minnesota | 10 (15:15) | 57-54 | 11/28/98 | at Rhode Island | 10 (10:47) | 65-59 |
| 3/3/56 | Northwestern | 14 (19:52) | 76-70 | 1/8/00 | Illinois | 15 (half & 18:47) | 63-59 |
| 12/12/59 | Loyola (Ill.) | 10 (18:24) | 85-67 | 2/23/00 | at Iowa | 13 (17:06) | 54-45 |
| 2/8/64 | Purdue | 10 (13:53) | 81-80 | 3/5/00 | Indiana | 12 (10:43) | 56-53 |
| 12/16/67 | at Marquette | 10 (18:18) | 70-62 | 1/12/02 | at Michigan St. | 10 (15:34) | 64-63 |
| 2/10/68 | Indiana | 10 (14:33) | 95-83 | 2/16/02 | at Minnesota | 13 (13:09) | 67-62 |
| 2/3/70 | at Illinois | 12 (15:16) | 66-65 | 3/22/03 | vs. Tulsa | 13 (3:36) | 61-60 |
| 1/5/76 | Ohio State | 18 (half) | 82-81* | 3/19/04 | vs. Richmond | 13 (13:16) | 76-64 |
| <i>(OSU's biggest lead was 47-25 with 3:38 left in first half)</i> | | | | 2/9/05 | Iowa | 13 (12:44) | 72-69 |
| 1/20/77 | Northwestern | 11 (16:37) | 61-60 | 3/16/07 | vs. TAMU-CC | 12 (half & 14:40) | 76-63 |
| 1/13/79 | Michigan | 12 (half & 18:48) | 77-66 | 3/20/09 | vs. Florida State | 12 (half & 19:18) | 61-59* |
| 2/2/80 | Ohio State | 13 (13:47) | 70-67 | 1/24/10 | Penn State | 16 (10:41) | 79-71* |
| 1/26/80 | at Ohio State | 11 (18:09) | 72-71 | 2/12/11 | Ohio State | 15 (13:21) | 71-67 |
| 11/29/82 | Toledo | 17 (19:00) | 79-71 | 11/24/12 | vs. Arkansas | 11 (half) | 77-70 |
| 12/1/84 | Washington St. | 10 (half) | 61-59 | 3/22/14 | vs. Oregon | 12 (half) | 85-77 |
| 1/4/89 | Minnesota | 14 (11:10) | 75-67 | 3/15/15 | vs. Michigan St. | 11 (7:45) | 80-69* |
| 2/16/91 | at Iowa | 13 (5:47) | 56-55 | 2/21/16 | Illinois | 13 (12:22) | 69-60 |
| 1/23/93 | at Michigan St. | 12 (11:56) | 67-66 | 11/27/18 | NC State | 12 (19:01) | 79-75 |
| 12/5/95 | at Wright St. | 12 (16:11) | 94-91 | 11/24/21 | vs. Saint Mary's | 10 (15:58) | 66-61 |
| 1/3/96 | Michigan | 12 (19:50) | 51-46 | 12/8/21 | Indiana | 18 (18:05) | 64-59 |
| 1/24/96 | Minnesota | 11 (half) | 73-65* | 12/15/21 | Nicholls | 12 (18:40) | 71-68 |
| 12/4/96 | at Temple | 10 (18:35) | 64-57* | | | | *overtime |

BADGER BUZZER BEATERS

Since 1945, Wisconsin has won 20 games featuring buzzer-beating baskets (last second or as time ran out). On 17 of those occasions the buzzer-beater won the game outright, while three others sent games into overtime.

| Date | Opponent (Play description) | Score |
|----------|---|--------|
| 12/4/48 | Marquette (Dale Bowers FT with 0:00 left sent game into OT) | 67-63* |
| 2/13/50 | at Iowa (Don Page made two FTs to send game into OT) | 66-62* |
| 2/24/79 | at Northwestern (Claude Gregory 40-footer at buzzer) | 72-70 |
| 3/3/79 | Michigan State (Wes Matthews 50-footer at buzzer) | 83-81 |
| 2/27/82 | at Northwestern (Brad Sellers tip-in with 0:01 left) | 61-60 |
| 1/22/90 | Minnesota (Patrick Tompkins lay-in at buzzer) | 77-75 |
| 11/24/90 | at Oregon (Jay Peters 23-foot 3-pointer with 0:01 left in OT) | 72-70* |
| 2/16/91 | at Iowa (Brian Good 3-pointer at buzzer) | 56-55 |
| 3/6/96 | Penn State (Sean Daugherty 16-footer at buzzer) | 54-52 |
| 2/5/00 | at Minnesota (Roy Boone 10-foot jumper) | 66-64 |
| 3/5/03 | Illinois (Devin Harris FT with 0:00.4 left) | 60-59 |
| 3/22/03 | vs. Tulsa (Freddie Owens 3-pointer with one second left) | 61-60 |
| 3/1/05 | Indiana (Alando Tucker put-back at buzzer) | 62-60 |
| 3/12/05 | vs. Iowa (Alando Tucker 3-pointer at buzzer) | 59-56 |
| 12/15/05 | vs. UNC-Wilmington (Kammron Taylor 3-pointer at buzzer) | 54-51 |
| 12/1/08 | at Virginia Tech (Trevon Hughes floater in the lane with 0:00.9 left) | 74-72 |
| 2/23/11 | at Michigan (freshman Josh Gasser banked in 3-pointer at buzzer) | 53-52 |
| 2/9/13 | Michigan (Ben Brust's halfcourt buzzer-beater to send game into OT) | 65-62* |
| 3/10/13 | at Penn State (Traevon Jackson's 35-footer at buzzer) | 63-60 |
| 3/20/16 | vs. Xavier (Bronson Koenig corner 3-pointer at the buzzer) | 66-63 |

*overtime

TEAM RECORDS



SINGLE SEASON

MOST GAMES

1. 40 2014-15
38 2013-14
3. 37 2016-17
4. 36 1999-00
36 2006-07
36 2007-08
36 2011-12

Big Ten: 18, many times

MOST WINS

1. 36 2014-15
2. 31 2007-08
3. 30 2006-07
30 2013-14
5. 27 2016-17
6. 26 2011-12
7. 25 2004-05
25 2010-11
25 2003-04
10. 24 2002-03
24 2009-10

Big Ten: 16 in 2007-08 and 2014-15

HIGHEST WINNING PERCENTAGE

1. 1.000 (15-0) 1911-12
1.000 (15-0) 1913-14
3. .952 (20-1) 1915-16
4. .933 (14-1) 1912-13
5. .900 (36-4) 2014-15

Big Ten: 1.000 (12-0) in 1912 and 1914

POINTS

1. 2,900 2014-15
2. 2,793 2013-14
3. 2,678 2016-17
4. 2,527 2006-07
5. 2,421 2007-08

Big Ten: 1,338 in 1976

SCORING AVERAGE

1. 86.3 1970-71
2. 84.7 1961-62
3. 81.9 1963-64
4. 81.8 1966-67
5. 80.1 1967-68

Big Ten: 84.1 in 1971

SCORING DEFENSE

1. 52.6 1949-50
2. 53.0 1946-47
3. 53.2 2011-12
4. 53.4 1947-48
5. 54.4 2007-08

Big Ten: 51.4 in 1949

FIELD GOALS

1. 1,014 2014-15
2. 971 2016-17
3. 927 2013-14
4. 874 2018-19
5. 867 2006-07

Big Ten: 535 in 1976

FIELD GOAL ATTEMPTS

1. 2,136 2016-17
2. 2,115 2014-15
3. 2,018 2013-14
4. 1,959 2012-13
5. 1,945 2018-19

Big Ten: 1,258 in 1976

FIELD GOAL PERCENTAGE

1. .503 (743-1476) 1990-91
2. .501 (774-1546) 1988-89
3. .488 (803-1646) 1984-85
4. .483 (814-1686) 1985-86
5. .479 (813-1696) 1986-87
.479 (1,914-2,115) 2014-15

Big Ten: .486 (417-858) in 1991

FIELD GOAL PERCENTAGE DEFENSE

1. .248 1946-47
2. .276 1949-50
3. .277 1947-48
4. .291 1950-51
5. .300 1952-53

Big Ten: .242 in 1947

3-POINT FIELD GOALS

1. 297 2013-14
2. 288 2014-15
3. 285 2011-12
4. 283 2016-17
5. 278 2010-11

Big Ten: 148 in 2011

3-POINT FIELD GOALS ATTEMPTS

1. 790 2013-14
790 2014-15
3. 789 2016-17
4. 784 2012-13
5. 775 2011-12

Big Ten: 407 in 2010

3-POINT FIELD GOAL PERCENTAGE

1. .448 (146-326) 1988-89
2. .447 (160-358) 1986-87
3. .432 (126-292) 1987-88
4. .426 (179-420) 1991-92
5. .413 (186-450) 1990-91

Big Ten: .452 (85-188) in 1988

3-POINT FIELD GOAL PERCENTAGE DEFENSE

| | | |
|----|----------------|---------|
| 1. | .289 (136-470) | 2012-13 |
| 2. | .294 (129-439) | 2011-12 |
| 3. | .299 (172-575) | 2004-05 |
| 4. | .313 (194-620) | 2007-08 |
| 5. | .314 (128-408) | 1996-97 |

Big Ten: Under Research

FREE THROWS

| | | |
|----|-----|---------|
| 1. | 642 | 2013-14 |
| 2. | 584 | 2014-15 |
| 3. | 583 | 2006-07 |
| 4. | 527 | 2007-08 |
| 5. | 512 | 2015-16 |

Big Ten: 345 in 1955

FREE THROW ATTEMPTS

| | | |
|----|-----|---------|
| 1. | 861 | 2013-14 |
| 2. | 848 | 2006-07 |
| 3. | 765 | 2014-15 |
| 4. | 747 | 2007-08 |
| 5. | 728 | 2015-16 |

Big Ten: 479 in 1955

FREE THROW PERCENTAGE

| | | |
|----|----------------|---------|
| 1. | .818 (436-533) | 2010-11 |
| 2. | .768 (364-474) | 2020-21 |
| 3. | .764 (353-462) | 2019-20 |
| 4. | .763 (584-765) | 2014-15 |
| 5. | .758 (413-545) | 1983-84 |

Big Ten: .851 (235-276) in 2011

REBOUNDS

| | | |
|----|-------|---------|
| 1. | 1,376 | 2016-17 |
| 2. | 1,338 | 2014-15 |
| 3. | 1,292 | 2007-08 |
| 4. | 1,287 | 2012-13 |
| 5. | 1,268 | 1970-71 |

Big Ten: 776 in 1976

OFFENSIVE REBOUNDS

| | | |
|----|-----|---------|
| 1. | 460 | 2016-17 |
| 2. | 419 | 2007-08 |
| 3. | 406 | 2012-13 |
| 4. | 404 | 2006-07 |
| 5. | 400 | 2005-06 |

Big Ten: 223 in 2017

REBOUND AVERAGE

| | | |
|----|------|---------|
| 1. | 52.8 | 1970-71 |
| 2. | 51.9 | 1972-73 |
| 3. | 50.3 | 1966-67 |
| 4. | 50.0 | 1950-51 |
| 5. | 49.8 | 1962-63 |

Big Ten: 51.6 in 1971

OPPONENTS REBOUNDING AVERAGE

| | | |
|----|------|---------|
| 1. | 27.7 | 2014-15 |
| 2. | 28.5 | 2008-09 |
| | 28.5 | 2010-11 |
| 4. | 29.5 | 1988-89 |
| 5. | 29.6 | 2000-01 |

Big Ten: 27.5 in 2015

ASSISTS

| | | |
|----|-----|---------|
| 1. | 506 | 1986-87 |
| 2. | 504 | 2014-15 |
| 3. | 503 | 2016-17 |
| 4. | 494 | 2006-07 |
| 5. | 478 | 1999-00 |

Big Ten: 281 in 1987

FEWEST TURNOVERS

| | | |
|----|-----|---------|
| 1. | 258 | 2010-11 |
| 2. | 280 | 2020-21 |
| 3. | 289 | 2009-10 |
| 4. | 296 | 2014-15 |
| 5. | 307 | 2013-14 |

Big Ten: 115 in 2011

FEWEST TURNOVERS PER GAME

| | | |
|----|-----|---------|
| 1. | 7.4 | 2014-15 |
| 2. | 7.6 | 2010-11 |
| 3. | 8.1 | 2013-14 |
| 4. | 8.8 | 2009-10 |
| 5. | 8.9 | 2011-12 |

Big Ten: 6.4 in 2011

ASSIST-TO-TURNOVER RATIO

| | | |
|----|------|---------|
| 1. | 1.71 | 2010-11 |
| 2. | 1.70 | 2014-15 |
| 3. | 1.52 | 2013-14 |
| 4. | 1.47 | 2020-21 |
| 5. | 1.43 | 2009-10 |

Big Ten: 1.71 in 2015

BLOCKED SHOTS

| | | |
|----|-----|---------|
| 1. | 153 | 2012-13 |
| | 153 | 1991-92 |
| 3. | 140 | 2018-19 |
| 4. | 135 | 1993-94 |
| 5. | 131 | 2016-17 |

Big Ten: 81 in 2019

STEALS

| | | |
|----|-----|---------|
| 1. | 250 | 2016-17 |
| 2. | 236 | 1999-00 |
| 3. | 224 | 1998-99 |
| 4. | 221 | 2002-03 |
| | 221 | 2007-08 |

Big Ten: 140 in 1993

(NOTE: single-season team records in conference games only are listed in italics)

SINGLE GAME

POINTS

- 120 vs. SMU (120-82), 12/9/67
- 115 vs. Gonzaga (115-71), 12/17/63
115 vs. Miss. Valley State (115-79), 12/23/93
- 114 vs. Mich. Tech (114-70), 12/5/70
- 113 vs. Iowa (113-87), 2/9/74
Big Ten: 113 vs. Iowa, 2/9/74

SCORING DEFENSE

- 29 vs. Michigan St. (35-29), 2/24/51
29 vs. Loyola-Chic. (66-29), 11/14/98
- 30 vs. Brown (52-30), 12/7/96
- 31 vs. Kennesaw State (85-31), 11/12/11
31 vs. UMKC (77-31), 11/22/11
31 vs. Northern Kentucky (62-31), 11/14/14
Big Ten: 29 vs. Mich. St. (35-29), 2/24/51

FIELD GOALS

- 48 vs. Gonzaga, 12/17/63
48 vs. Southern Methodist, 12/9/67
- 44 at LSU, 12/18/54
44 vs. West Virginia, 12/18/65
44 vs. Illinois, 3/11/67
44 vs. Eastern Illinois, 12/1/70
Big Ten: 44 vs. Illinois, 3/11/67

FIELD GOAL ATTEMPTS

- 113 at Michigan State, 1/6/64
- 111 vs. Michigan Tech, 12/5/70
- 102 vs. South Dakota, 12/9/72
- 99 vs. Northern Michigan, 12/11/71
- 97 vs. West Virginia, 12/18/65
Big Ten: 113 at Michigan State, 1/6/64

FIELD GOAL PERCENTAGE

- .744 (32-43) vs. Army, 12/30/79
- .687 (33-48) vs. Northern Illinois, 12/22/84
- .667 (32-48) at New Mexico, 12/29/84
- .649 (24-37) at Minnesota, 1/3/87
- .648 (35-54) vs. Eastern Illinois, 12/28/95
Big Ten: .649 (24-37) at Minnesota, 1/3/87

FIELD GOAL PERCENTAGE DEFENSE

- .183 vs. Missouri, 12/9/48
.183 vs. Creighton, 1/8/49
- .184 vs. Purdue, 1/19/48
.184 vs. Indiana, 1/15/49
.184 vs. Brown, 12/7/96
*Big Ten: .184 vs. Purdue, 1/19/48 and
.184 vs. Indiana, 1/15/49*

3-POINT FIELD GOALS

- 18 vs. Nebraska, 1/21/20
- 17 vs. Coppin State, 12/23/10
- 16 vs. Presbyterian, 11/20/12
16 vs. Savannah State, 12/13/18
16 vs. Louisville (12/19/20)
Big Ten: 18, vs. Nebraska, 1/21/20

3-POINT FIELD GOAL ATTEMPTS

- 40 vs. Temple, 12/3/01
- 39 at Creighton, 11/15/16
- 37 vs. Missouri, 3/19/94
37 vs. Presbyterian, 11/20/12
- 35 at Eastern Michigan, 12/10/94
*Big Ten: 34 vs. Penn State, 1/25/06 and Nebraska,
1/21/20*

3-POINT FIELD GOAL PERCENTAGE

(min. 8 attempts)

- .900 (9-10) at Illinois, 1/25/97
- .889 (8-9) vs. North Dakota St., 12/10/86
- .778 (7-9) at Iowa, 2/10/90
.778 (7-9) vs. Indiana, 3/3/90
- .750 (9-12) vs. Denver, 12/14/88
.750 (6-8) vs. Gonzaga, 12/1/89
Big Ten: .900 (9-10) at Illinois, 1/25/97

FREE THROWS

- 41 at Illinois, 1/1/55
- 40 vs. Minnesota, 1/12/53
- 37 at Michigan, 2/21/53
- 36 vs. Sam Houston State, 12/13/92
36 vs. Ohio State, 2/6/02
Big Ten: 41 at Illinois, 1/1/55

FREE THROW ATTEMPTS

- 61 at Michigan, 2/21/53
- 54 at Illinois, 1/1/55
- 50 at Indiana, 2/12/62
- 48 vs. Minnesota, 1/12/53
48 vs. Michigan State, 3/9/53
48 vs. Sam Houston State, 12/13/92
Big Ten: 61 at Michigan, 2/21/53

FREE THROW PERCENTAGE*(min. 12 attempts)*

1. 1.000 (22-22) vs. Purdue, 2/7/76
1.000 (15-15) vs. Nebraska, 12/22/20
1.000 (14-14) at Michigan State, 2/16/12
1.000 (13-13) at Loyola, 12/12/87
1.000 (12-12) vs. Southern Illinois, 12/3/83
1.000 (12-12) vs. Marquette, 12/4/90

*Big Ten: 1.000 (22-22) vs. Purdue, 2/7/76***REBOUNDS**

1. 79 vs. Michigan Tech, 12/5/70
2. 76 vs. South Dakota, 12/9/72
3. 74 vs. Washington (Mo.), 12/11/61
74 vs. Iowa, 2/6/71
5. 73 vs. Gonzaga, 12/17/63

*Big Ten: 74 vs. Iowa, 2/6/71***OFFENSIVE REBOUNDS**

1. 24 vs. Prairie View A&M, 11/14/10
2. 22 vs. UNC-Greensboro, 12/23/04
22 vs. North Dakota State, 1/21/06
4. 21, 6 times MR vs. Ohio State, 1/12/17

*Big Ten: 21 vs. Ohio State, 1/12/17***ASSISTS**

1. 33 vs. Northwestern, 3/7/53
2. 31 vs. South Dakota, 12/6/84
31 at Louisiana State, 12/18/54
4. 30 vs. Iowa, 3/9/94
5. 29 vs. Mississippi Valley State, 12/23/93

*Big Ten: 33 vs. Northwestern, 3/7/53***FEWEST TURNOVERS**

1. 1 vs. Michigan State, 2/28/08
1 vs. Iowa, 1/20/15
3. 2 vs. Penn State, 3/3/93
2 vs. Minnesota, 12/28/10
2 vs. Prairie View A&M, 12/28/13
2 at Michigan, 2/16/14

*Big Ten: 1 vs. Michigan St., 2/28/08 and vs. Iowa, 1/20/15***BLOCKED SHOTS**

1. 12 vs. Northwestern, 3/9/00
12 vs. Eastern Illinois, 11/08/19
3. 11 vs. Rollins, 12/1/73
11 vs. Ferris State, 11/28/88
11 vs. Texas-Arlington, 12/22/90
11 at Portland, 11/30/91
11 vs. IPFW, 11/15/09
11 vs. Stanford, 11/21/18

*Big Ten: 12 vs. Northwestern, 3/9/00****STEALS**

1. 17 vs. Michigan State, 1/7/88
2. 16 vs. Denver, 12/14/88
16 vs. New Hampshire, 12/11/02
16 vs. Arkansas, 11/25/12
16 vs. California, 12/2/12

*Big Ten: 17 vs. Michigan State, 1/7/88***Big Ten Tournament game***SINGLE HALF****POINTS**

1. 69 vs. Savannah State, 12/13/18 (1st)
2. 67 vs. Iowa, 1/25/88 (2nd)
3. 65 vs. Gonzaga, 12/17/63 (2nd)
65 vs. Cleveland St., 12/22/79 (2nd)
5. 63 vs. SMU, 12/9/67 (1st)
63 vs. Mississippi Valley State, 12/23/93 (2nd)

*Big Ten: 67 vs. Iowa, 1/25/88 (2nd)***SCORING DEFENSE**

1. 8 vs. Pittsburgh, 12/12/47 (1st)
8 vs. Kennesaw State, 11/12/11 (1st)
3. 10 at Marquette, 12/31/48 (1st)
10 at Marquette, 12/23/98 (1st)
10 vs. Manhattan, 11/25/10 (1st)

*Big Ten: 11 vs. Michigan St., 2/9/48 (2nd)***FIELD GOALS**

1. 28 vs. Georgia, 12/17/63 (2nd)
2. 27 vs. Iowa, 1/25/88 (2nd)
3. 26 vs. So. Methodist, 12/9/67 (1st)
4. 25 vs. Indiana, 2/25/63 (1st)
25 vs. West Virginia, 12/18/65 (1st)
25 vs. Purdue, 3/2/68 (2nd)

*Big Ten: 27 vs. Iowa, 1/25/88 (2nd)***FIELD GOAL ATTEMPTS**

1. 58 at Michigan State, 1/6/64 (2nd)
2. 57 vs. Michigan Tech, 12/5/70 (2nd)
3. 56 vs. Ohio State, 2/29/70 (2nd)
56 vs. SIU-Edwardsville, 12/2/72 (2nd)
5. 55 at Michigan State, 1/6/64 (1st)

*Big Ten: 58 at Michigan St., 1/6/64 (2nd)***FIELD GOAL PERCENTAGE**

1. .778 (14-18) vs. BGSU, 3/13/91 (2nd)
2. .773 (17-22) vs. No. Illinois, 12/18/84 (2nd)
3. .762 (16-21) vs. Northwestern, 1/30/88 (1st)
4. .760 (19-25) vs. Army, 12/30/79 (2nd)
5. .750 (15-20), 3 times: MR vs. NW, 2/21/10 (1st)

*Big Ten: .762 (16-21) vs. Northwestern, 1/30/88 (1st)***FIELD GOAL PCT. DEFENSE**

1. .118 vs. Brown, 12/7/96 (2nd)
2. .125 at Minnesota, 1/10/06 (1st)
3. .129 vs. UMKC, 11/22/11 (2nd)
4. .130 vs. Kennesaw State, 11/12/11 (1st)
5. .136 at Marquette, 12/23/98 (1st)

*Big Ten: .125 at Minnesota, 1/10/06 (1st)***3-POINT FIELD GOALS**

1. 11 at E. Michigan, 12/10/94 (2nd)
11 vs. Coppin State, 12/23/10 (1st)
11 vs. Savannah State, 12/13/18 (1st)
4. 10 vs. Michigan, 12/16/00 (1st)
10 vs. Presbyterian, 11/20/12
10 vs. Green Bay, 11/21/19 (1st)
10 vs. Nebraska, 1/21/20 (2nd)
10 vs. Louisville, 12/19/20 (1st)

Big Ten: (3x) MR: at Neb. 1/21/20

3-POINT FIELD GOAL ATTEMPTS

1. 25 at Creighton, 11/15/16
2. 24 at E. Michigan, 12/10/94 (2nd)
3. 22 vs. Missouri, 3/19/94 (2nd)
22 vs. Coppin State, 12/23/10 (1st)
5. 20 at Illinois, 1/2/11 (2nd)
20 vs. Presbyterian, 11/20/12 (1st)
20 vs. Iowa, 2/18/21 (2nd)

Big Ten: 20 at Illinois, 1/2/11 (2nd)

3-POINT FIELD GOAL PERCENTAGE (min. 5 att.)

1. 1.000 (6-6) vs. North Dakota St., 12/10/86 (1st)
1.000 (5-5) at Wright St., 12/5/95 (2nd)
1.000 (6-6) at Illinois, 1/25/97 (1st)
1.000 (10-10) vs. Mich., 2/16/00 (1st)
5. .857 (6-7) at Iowa, 2/10/90 (1st)
.857 (6-7) vs. Gardner-Webb, 12/27/06 (2nd)

Big Ten: 1.000 (10-10) vs. Michigan, 2/16/00 (1st)

FREE THROWS

1. 31 at St. Bonaventure, 12/14/96 (2nd)
2. 27 vs. Ohio State, 3/4/89 (2nd)
3. 26 vs. Marquette, 2/19/90 (2nd)
26 vs. Illinois, 1/15/11 (2nd)
5. 23 vs. Washington State, 12/1/84 (2nd)

Big Ten: 27 vs. Ohio State, 3/4/89 (2nd)

FREE THROW ATTEMPTS

1. 42 at St. Bonaventure, 12/14/96 (2nd)
2. 36 vs. Ohio State, 3/4/89 (2nd)
3. 35 vs. Minnesota, 1/7/91 (2nd)
4. 33 vs. Marquette, 2/19/90 (2nd)
5. 31 at Indiana, 2/12/62 (2nd)
31 at Illinois, 2/3/13 (2nd)

Big Ten: 36 vs. Ohio State, 3/4/89 (2nd)

FREE THROW PERCENTAGE (min. 12 att.)

1. 1.000 (15-15) vs. Purdue, 2/7/76 (2nd)
1.000 (14-14) vs. Kentucky, 4/5/14 (1st)
1.000 (13-13) vs. Florida, 12/20/67 (2nd)
1.000 (13-13) at Ohio State, 1/7/89 (2nd)
1.000 (13-13) vs. Purdue, 2/2/92 (1st)
1.000 (12-12) vs. Pittsburgh, 12/30/86 (2nd)
1.000 (12-12) at Marquette, 12/4/90 (2nd)

Big Ten: 1.000 (15-15) vs. Purdue, 2/7/76 (2nd)

REBOUNDS

1. 46 vs. Gonzaga, 12/17/63 (2nd)
46 vs. Michigan Tech, 12/1/71 (2nd)
3. 45 vs. South Dakota State, 12/9/72 (1st)
4. 43 at Michigan State, 1/6/64 (1st)
5. 40 vs. Boston College, 12/18/64 (1st)
40 vs. Michigan Tech, 12/5/70 (1st)
40 vs. DePauw, 12/15/73 (1st)

Big Ten: 43 at Michigan State, 1/6/64 (1st)

WISCONSIN'S 100-POINT GAMES

- 120 SMU (82), 12/9/67
- 115 Gonzaga (71), 12/17/63
- 115 Mississippi Valley St. (79), 12/23/93
- 114 Michigan Tech (70), 12/5/70
- 113 Iowa (87), 2/9/74
- 110 Northwestern (94), 2/21/67
- 110 Alcorn State (81), 12/29/92
- 108 Detroit Mercy (86), 12/23/92
- 107 Louisiana State (68), 12/18/54
- 107 Michigan Tech (74), 12/1/71
- 106 UW-Milwaukee (84), 11/27/93
- 105 at Indiana (94), 2/12/62
- 105 DePauw (63), 11/29/75
- 105 Texas-Arlington (74), 12/22/90
- 105 Eastern Illinois (70), 12/28/95
- 105 vs. Dayton (93), 12/28/61
- 104 vs. Georgia Tech (84), 12/28/63
- 104 vs. Arizona (77), 12/30/66
- 104 Purdue (84), 3/2/68
- 104 Northern Michigan (65), 12/11/71
- 104 Cal. State-L.A. (88), 12/27/85
- 104 vs. Chaminade (66), 11/22/95
- 103 Illinois (101), 2/19/62
- 103 Michigan State (96), 2/22/75
- 103 Cleveland State (78), 12/22/79
- 103 at Loyola Marymount (67), 12/4/93
- 103 Grambling (83), 12/29/93
- 103 North Dakota (85), 11/19/13
- 102 North Dakota State (50), 1/23/62
- 102 Indiana (96), 2/25/63
- 102* at Michigan (120), 2/12/66
- 102 Illinois (92), 3/11/67
- 102 Eastern Illinois (84), 12/1/70
- 101 Michigan State (74), 2/29/72
- 101 Illinois (75), 1/19/74
- 101 Charleston Southern (72), 12/14/92
- 101 Northwestern (87), 2/3/93
- 101 Savannah State (60), 12/13/18
- 100* at Iowa (119), 2/10/70
- 100 SIU-Edwardsville (74), 12/2/72
- 100 Florida A&M (56), 11/26/83

*losses

ASSISTS

- 18 vs. Savannah State, 12/13/18 (1st)
- 17 vs. Iowa State, 12/7/74 (1st)
17 vs. UT-Arlington, 12/22/90 (2nd)
17 vs. Alcorn State, 12/29/92 (1st)
17 vs. Mississippi Valley State, 12/23/93 (2nd)

Big Ten: 16 vs. Iowa, 1/25/88 (2nd)

FEWEST TURNOVERS

- 0 vs. Indiana, 1/4/97 (2nd)
0 vs. Michigan State, 2/28/08 (2nd)
0 at Illinois, 1/2/11 (2nd)
0 vs. Kansas State, 3/19/11 (2nd)
0 vs. Iowa, 1/20/15 (1st)
- 1, Many times; MR vs. Indiana, 12/7/19 (1st)

Big Ten: 0 vs. Indiana, 1/4/97 (2nd); vs. Michigan State, 2/28/08 (2nd) and vs. Iowa, 1/20/15 (1st)

BLOCKED SHOTS

- 7 vs. Rollins College, 12/1/73 (1st)
7 vs. San Francisco State, 11/29/90 (2nd)
7 vs. UT-Arlington, 12/22/90 (1st)
7 at Illinois, 1/22/92 (1st)
7 vs. San Diego, 11/23/08 (1st)
7 vs. IPFW, 11/15/09 (1st)
7 vs. Buffalo, 12/28/14 (2nd)

Big Ten: 7 at Illinois, 1/22/92 (1st)

STEALS

- 11 vs. Denver, 12/14/88 (2nd)
- 10 at Purdue, 1/30/82 (2nd)
10 vs. Michigan State, 1/7/88 (1st)
10 vs. Minnesota, 1/22/00 (1st)
- 9, 6 times; MR vs. UNH, 12/11/02 (2nd)

Big Ten: 10, three times; MR vs. Minnesota, 1/22/00 (1st)

SCORING MARGINS**BIGGEST WINS**

- 58 Gardner-Webb (98-40), 12/27/06
- 55 Denver (89-34), 12/14/88
- 54 Kennesaw State (85-31), 11/12/11
- 53 Southern (92-39), 11/19/06
- 53 Florida A&M (90-37), 12/23/16

Big Ten: 42 vs. Indiana (51-9), 2/3/1911
and at Indiana (57-15), 1/12/1914

BIGGEST HOME WINS

- 58 Gardner-Webb (98-40), 12/27/06
- 55 Denver (89-34), 12/14/88
- 54 Kennesaw State (85-31), 11/12/11
- 53 Southern (92-39), 11/19/06
- 53 Florida A&M (90-37), 12/23/16

Big Ten: 42 vs. Indiana (51-9), 2/3/1911

BIGGEST ROAD WINS

- 39 at Milwaukee (93-54), 12/10/14
- 38 at Chaminade (104-66), 11/22/95
- 36 at Loyola Marymount (103-67), 12/4/93
- 35 vs. Navy (93-58), 12/29/91
- 34 at Chicago (54-20), 2/9/42

Big Ten: 42 vs. Indiana (57-14), 1/12/1914

BIGGEST DEFEATS

- 53 at Indiana (61-114), 1/3/76
at Iowa (48-101), 2/10/86
- 44 Michigan (59-103), 2/22/64
at UCLA (56-100), 12/28/66
- 41 at Rice (37-78), 12/6/58
at UCLA (53-94), 11/25/72

Big Ten: 53 at Iowa (48-101), 2/10/86

BIGGEST HOME DEFEATS

- 44 Michigan (59-103), 2/22/64
- 37 Ohio State (69-106), 2/8/60
- 33 Purdue (42-75), 2/7/96
- 32 Ohio State (68-100), 1/30/61
- 31 Michigan State (57-88), 2/2/59
Minnesota (78-109), 2/12/94

Big Ten: 44 vs. Michigan (59-103), 2/22/64

BIGGEST ROAD DEFEATS

- 53 at Indiana (61-114), 1/3/76
at Iowa (48-101), 2/10/86
- 44 at UCLA (56-100), 12/28/66
- 41 at Rice (37-78), 12/6/58
at UCLA (53-94), 11/25/72

Big Ten: 53 at Iowa (48-101), 2/10/86

UW'S BEST STARTS**UNBEATEN**

- 6-0: 18 times, last in 2014-15
7-0: 15 times, last in 2014-15
8-0: 11 times, last in 2013-14
9-0: 8 times, last in 2013-14
10-0: 6 times, last in 2013-14
11-0: 6 times, last in 2013-14
12-0: 5 times, last in 2013-14
13-0: 4 times, last in 2013-14
14-0: 4 times, last in 2013-14
15-0: 3 times, last in 2013-14
16-0: 1 time, last in 2013-14

UW has never been unbeaten with more than 16 wins.

ONE LOSS

- 6-1: 31 times, last in 2020-21
7-1: 22 times, last in 2020-21
8-1: 19 times, last in 2020-21
9-1: 16 times, last in 2014-15
10-1: 8 times, last in 2014-15
11-1: 7 times, last in 2014-15
12-1: 8 times, last in 2014-15
13-1: 4 times, last in 2014-15
14-1: 5 times, last in 2014-15
15-1: 3 times, last in 2014-15
16-1: 3 times, last in 2013-14
17-1: twice, in 1915-16 and 2006-07
18-1: twice, in 1915-16 and 2006-07
19-1: twice, in 1915-16 and 2006-07
20-1: twice, in 1915-16 and 2006-07
21-1: once, in 2006-07

ALL-TIME BADGER WINNING STREAKS

OVERALL

| No. | Began | Opponent | Score | Ended | Opponent | Score |
|-----|------------|----------------|-------|------------|---------------|-------|
| 29 | 12/9/1911 | BELOIT | 31-18 | 3/7/1913 | @ Chicago | 10-23 |
| 24 | 12/13/1913 | KNOX | 48-15 | 1/23/1915 | CHICAGO | 19-24 |
| 19 | 1/11/1941 | IOWA | 49-35 | 12/31/1941 | vs. Dartmouth | 49-57 |
| 17* | 11/26/2006 | vs. Auburn | 77-63 | 1/31/2007 | @ Indiana | 66-71 |
| 16 | 1/29/1916 | @ Chicago | 29-18 | 1/13/1917 | @ Minnesota | 25-33 |
| 16 | 11/8/2014 | vs. St. John's | 86-75 | 1/14/2014 | @ Indiana | 72-75 |

SINGLE SEASON

| No. | Began | Opponent | Score | Ended | Opponent | Score |
|-----|------------|----------------|-------|-----------|-----------------|-------|
| 17* | 11/26/2006 | vs. Auburn | 77-63 | 1/31/2007 | @ Indiana | 66-71 |
| 16 | 11/8/2014 | vs. St. John's | 86-75 | 1/14/2014 | @ Indiana | 72-75 |
| 15 | 12/9/1911 | BELOIT | 31-18 | 3/16/1912 | @ Indiana | 32-21 |
| 15 | 12/13/1913 | KNOX | 48-15 | 3/10/1914 | @ Purdue | 27-13 |
| 15 | 1/11/1941 | IOWA | 49-35 | 3/29/1941 | vs. Wash. State | 39-34 |
| 14 | 12/7/1912 | RIPON | 40-13 | 3/7/1913 | @ Chicago | 10-23 |

HOME GAMES (OVERALL)

| No. | Began | Opponent | Score | Ended | Opponent | Score |
|-----|-----------|--------------|-------|-----------|--------------|-------|
| 38* | 12/7/2002 | UNLV | 91-74 | 1/25/2005 | ILLINOIS | 65-75 |
| 33 | 3/8/1911 | NORTHWESTERN | 23-11 | 1/23/1915 | CHICAGO | 19-24 |
| 24 | 1/14/1929 | INDIANA | 24-20 | 2/14/1931 | MINNESOTA | 15-42 |
| 23 | 2/13/2010 | INDIANA | 83-55 | 12/3/2011 | MARQUETTE | 54-61 |
| 22 | 2/8/2006 | INDIANA | 72-54 | 12/8/2007 | MARQUETTE | 76-81 |
| 19 | 1/17/2016 | MICHIGAN ST. | 77-76 | 2/12/2017 | NORTHWESTERN | 59-66 |
| 18 | 2/27/1909 | PURDUE | 29-6 | 3/1/1911 | MINNESOTA | 13-21 |
| 18 | 2/19/1915 | PURDUE | 26-21 | 1/26/1917 | CHICAGO | 13-21 |
| 18 | 2/5/2009 | ILLINOIS | 63-50 | 2/9/2010 | ILLINOIS | 56-63 |

ROAD GAMES (OVERALL)

| No. | Began | Opponent | Score | Ended | Opponent | Score |
|-----|------------|-----------------|-------|-----------|--------------|-------|
| 12 | 12/20/1911 | @ Beloit | 20-12 | 3/7/1913 | @ Chicago | 10-23 |
| 10 | 1/10/1914 | @ Illinois | 26-25 | 2/8/1915 | @ Illinois | 19-39 |
| 7 | 3/3/1905 | @ Co. F Portage | 52-28 | 3/2/1906 | @ Chicago | 18-35 |
| 7 | 12/30/1915 | @ Ripon | 27-15 | 1/22/1916 | @ Illinois | 20-27 |
| 7 | 1/29/1916 | @ Chicago | 29-18 | 1/13/1917 | @ Minnesota | 25-33 |
| 5* | 1/25/2014 | @ Purdue | 72-58 | 3/2/2014 | @ Penn State | 71-66 |

* Modern era record (since 1943)

ATTENDANCE

| No. | Attend. | Arena | Date | Score |
|-----|---------|---------------------------------|----------|--------------------------------|
| 1. | 79,444 | AT&T Stadium, Arlington, Texas | 4/5/14 | Kentucky 74, UW 73 |
| 2. | 72,238 | Lucas Oil Stadium, Indianapolis | 4/4/15 | UW 71, Kentucky 64 |
| 3. | 71,149 | Lucas Oil Stadium, Indianapolis | 4/6/15 | Duke 68, UW 63 |
| 4. | 57,028 | Ford Field, Detroit | 3/28/08 | Davidson 73, UW 56 |
| 5. | 43,116 | RCA Dome, Indianapolis | 4/1/00 | Michigan St. 53, UW 41 |
| 6. | 30,713 | Carrier Dome, Syracuse, N.Y. | 3/25/05 | UW 65, NC State 56 |
| 7. | 30,132 | Carrier Dome, Syracuse, N.Y. | 3/27/05 | North Carolina 88, UW 82 |
| 8. | 28,168 | HHH Metrodome, Minneapolis | 3/27/03 | Kentucky 63, UW 57 |
| 9. | 23,697 | United Center, Chicago | 3/12/05 | UW 59, Iowa 56 |
| 10. | 23,266 | Rupp Arena, Lexington, Ky. | 11/27/76 | Kentucky 72, UW 64 |
| 11. | 22,360 | Carrier Dome, Syracuse, N.Y. | 12/2/15 | Wisconsin 66, Syracuse 58 (ot) |
| 12. | 22,157 | United Center, Chicago | 3/13/05 | Illinois 54, UW 43 |
| 13. | 22,081 | United Center, Chicago | 3/9/07 | UW 70, Michigan St. 57 |
| 14. | 22,011 | United Center, Chicago | 3/11/00 | Michigan St. 55, UW 46 |
| 15. | 21,824 | United Center, Chicago | 3/16/13 | UW 68, Indiana 56 |

INDIVIDUAL RECORDS



CAREER

POINTS (all players with 1,000 points)

| | | | |
|-----|-------|------------------|---------|
| 1. | 2,217 | Alando Tucker | 2003-07 |
| 2. | 2,147 | Michael Finley | 1992-95 |
| 3. | 2,130 | Ethan Happ | 2016-19 |
| 4. | 1,857 | Nigel Hayes | 2014-17 |
| 5. | 1,854 | Danny Jones | 1987-90 |
| 6. | 1,827 | Brad Davison | 2018-22 |
| 7. | 1,745 | Claude Gregory | 1978-81 |
| 8. | 1,736 | Rick Olson | 1983-86 |
| 9. | 1,545 | Trent Jackson | 1986-89 |
| 10. | 1,533 | Jordan Taylor | 2009-12 |
| 11. | 1,532 | Mike Wilkinson | 2002-05 |
| 12. | 1,459 | Bronson Koenig | 2014-17 |
| 13. | 1,458 | Frank Kaminsky | 2012-15 |
| 14. | 1,454 | Kirk Penney | 2000-03 |
| 15. | 1,430 | D'Mitrik Trice | 2017-21 |
| 16. | 1,425 | Devin Harris | 2002-04 |
| 17. | 1,408 | Clarence Sherrod | 1969-71 |
| 18. | 1,405 | Cory Blackwell | 1982-84 |
| 19. | 1,376 | Jon Leuer | 2008-11 |
| 20. | 1,363 | Sam Dekker | 2013-15 |
| 21. | 1,339 | Trevon Hughes | 2007-10 |
| 22. | 1,294 | Sean Mason | 1995-99 |
| 23. | 1,264 | Tracy Webster | 1992-94 |
| 24. | 1,251 | Wes Matthews | 1978-80 |
| 25. | 1,223 | Kammron Taylor | 2004-07 |
| 26. | 1,215 | Joe Franklin | 1966-68 |
| 27. | 1,200 | Dale Koehler | 1973-76 |
| 28. | 1,180 | Dick Cable | 1952-55 |
| 29. | 1,171 | Joe Chrnlich | 1977-80 |
| 30. | 1,170 | Jason Bohannon | 2007-10 |
| 31. | 1,169 | Don Rehfeldt | 1945-50 |
| 32. | 1,165 | Leon Howard | 1971-73 |
| 33. | 1,156 | Scott Roth | 1982-85 |
| 34. | 1,148 | Ben Brust | 2011-14 |
| 35. | 1,147 | James Johnson | 1967-69 |
| 36. | 1,115 | Brian Butch | 2005-08 |
| 37. | 1,114 | Marcus Landry | 2006-09 |
| 38. | 1,084 | Ken Siebel | 1961-63 |
| 39. | 1,078 | Nate Reuvers | 2017-21 |
| 40. | 1,077 | Tim Locum | 1988-91 |
| 41. | 1,075 | Josh Gasser | 2011-15 |
| 42. | 1,066 | Larry Petty | 1978-81 |
| | 1,066 | Mark Vershaw | 1998-01 |
| 44. | 1,064 | Chuck Nagle | 1967-69 |
| 45. | 1,057 | Sean Daugherty | 1995-98 |
| 46. | 1,021 | J.J. Weber | 1984-87 |
| 47. | 1,015 | Willie Simms | 1988-91 |

Big Ten: 1,385, Michael Finley, 1992-95

SCORING AVERAGE

| | | | |
|-----|------|------------------|---------|
| 1. | 19.6 | Clarence Sherrod | 1969-71 |
| 2. | 18.7 | Michael Finley | 1992-95 |
| 3. | 18.1 | Wes Matthews | 1978-80 |
| 4. | 16.9 | Joe Franklin | 1966-68 |
| | 16.9 | Cory Blackwell | 1982-84 |
| 6. | 16.6 | Leon Howard | 1971-73 |
| 7. | 16.5 | Alando Tucker | 2003-07 |
| 8. | 15.9 | James Johnson | 1967-69 |
| | 15.9 | Claude Gregory | 1978-81 |
| 10. | 15.7 | Danny Jones | 1987-90 |

| | | | |
|-----|------|------------------|---------|
| 11. | 15.6 | Trent Jackson | 1986-89 |
| | 15.6 | Rashard Griffith | 1994-95 |
| 13. | 15.5 | Ricky Olson | 1983-86 |
| 14. | 15.4 | Dale Koehler | 1973-76 |
| 15. | 15.3 | Ken Siebel | 1961-63 |
| | 15.3 | Ethan Happ | 2016-19 |
| 17. | 14.8 | Chuck Nagle | 1967-69 |
| | 14.8 | Devin Harris | 2002-04 |
| 19. | 14.4 | Don Rehfeldt | 1945-50 |
| | 14.4 | Tracy Webster | 1992-94 |

Big Ten: 21.1, Clarence Sherrod, 1969-71

FIELD GOALS

| | | | |
|-----|-----|----------------|---------|
| 1. | 880 | Ethan Happ | 2016-19 |
| 2. | 798 | Alando Tucker | 2003-07 |
| 3. | 739 | Michael Finley | 1992-95 |
| 4. | 729 | Rick Olson | 1983-86 |
| 5. | 723 | Danny Jones | 1987-90 |
| 6. | 656 | Claude Gregory | 1978-81 |
| 7. | 605 | Nigel Hayes | 2014-17 |
| 8. | 563 | Cory Blackwell | 1982-84 |
| 9. | 561 | Brad Davison | 2018-22 |
| 10. | 557 | Trent Jackson | 1986-89 |

Big Ten: 471, Michael Finley, 1992-95

FIELD GOAL ATTEMPTS

| | | | |
|-----|-------|------------------|---------|
| 1. | 1,681 | Michael Finley | 1992-95 |
| 2. | 1,663 | Alando Tucker | 2003-07 |
| 3. | 1,618 | Ethan Happ | 2016-19 |
| 3. | 1,535 | Rick Olson | 1983-86 |
| 4. | 1,492 | Claude Gregory | 1978-81 |
| 5. | 1,464 | Brad Davison | 2018-22 |
| 6. | 1,358 | Nigel Hayes | 2014-17 |
| 7. | 1,351 | Danny Jones | 1987-90 |
| 8. | 1,247 | D'Mitrik Trice | 2017-21 |
| 9. | 1,234 | Cory Blackwell | 1982-84 |
| 10. | 1,230 | Clarence Sherrod | 1969-71 |

Big Ten: 1,098, Michael Finley, 1992-95

FIELD GOAL PERCENTAGE

(min. 500 attempts)

| | | | |
|-----|------|----------------------------|---------|
| 1. | .573 | Patrick Tompkins (306-534) | 1988-91 |
| 2. | .557 | Andy Kowske (359-645) | 1998-01 |
| 3. | .554 | Rashard Griffith (294-531) | 1994-95 |
| 4. | .545 | Willie Simms (391-717) | 1988-91 |
| 5. | .544 | Ethan Happ (880-1618) | 2016-19 |
| 6. | .535 | Danny Jones (723-1351) | 1987-90 |
| 7. | .527 | J.J. Weber (405-768) | 1984-87 |
| 8. | .522 | Frank Kaminsky (529-1013) | 2012-15 |
| 9. | .512 | Joe Chrnlich (465-908) | 1977-80 |
| 10. | .494 | Sam Dekker (499-1011) | 2013-15 |

Big Ten (min. 400 FGAs): .532, Danny Jones (446-839), 1987-90

3-POINT FIELD GOALS

| | | | |
|-----|-----|----------------|---------|
| 1. | 300 | Brad Davison | 2018-22 |
| 2. | 270 | Bronson Koenig | 2014-17 |
| 3. | 244 | D'Mitrik Trice | 2017-21 |
| 4. | 235 | Ben Brust | 2011-14 |
| 5. | 227 | Tim Locum | 1988-91 |
| 6. | 217 | Kirk Penney | 2000-03 |
| 7. | 213 | Michael Finley | 1992-95 |
| 8. | 212 | Jason Bohannon | 2007-10 |
| 9. | 193 | Trent Jackson | 1986-89 |
| 10. | 187 | Devin Harris | 2002-04 |

| | | | |
|-----|-----|----------------|---------|
| 11. | 180 | Jordan Taylor | 2009-12 |
| 12. | 175 | Trévon Hughes | 2007-10 |
| 13. | 167 | Tracy Webster | 1992-94 |
| 14. | 166 | Sean Mason | 1995-99 |
| 15. | 163 | Kammron Taylor | 2004-07 |
| 16. | 162 | Andy Kilbride | 1992-95 |
| 17. | 157 | Josh Gasser | 2011-15 |
| 18. | 142 | Sam Dekker | 2013-15 |
| 19. | 140 | Brevin Pritzl | 2016-20 |
| 20. | 120 | Jon Bryant | 1999-00 |

Big Ten: 141, Michael Finley, 1992-95

3-POINT FIELD GOAL ATTEMPTS

| | | | |
|-----|-----|----------------|---------|
| 1. | 836 | Brad Davison | 2018-22 |
| 2. | 695 | Bronson Koenig | 2014-17 |
| 3. | 641 | D'Mitrik Trice | 2017-21 |
| 4. | 631 | Michael Finley | 1992-95 |
| 5. | 606 | Ben Brust | 2011-14 |
| 6. | 561 | Kirk Penney | 2000-03 |
| 7. | 559 | Jason Bohannon | 2007-10 |
| 8. | 499 | Devin Harris | 2002-04 |
| 9. | 487 | Trévon Hughes | 2007-10 |
| 10. | 484 | Jordan Taylor | 2009-12 |

Big Ten: 413, Michael Finley, 1992-95

3-POINT FIELD GOAL PERCENTAGE

(min. 100 attempts)

| | | | |
|-----|------|--------------------------|---------|
| 1. | .472 | Tim Locum (227-481) | 1988-91 |
| 2. | .449 | Trent Jackson (193-430) | 1986-89 |
| 3. | .431 | Brian Good (94-218) | 1989-92 |
| 4. | .424 | Shelton Smith (59-139) | 1985-87 |
| 5. | .420 | Keaton Nankivil (92-219) | 2008-11 |
| 6. | .419 | Clayton Hanson (93-222) | 2002-05 |
| 7. | .418 | Andy Kilbride (162-388) | 1992-95 |
| 8. | .412 | Zach Morley (42-102) | 2002-05 |
| 9. | .411 | Tracy Webster (167-406) | 1992-94 |
| 10. | .402 | Josh Gasser (157-391) | 2011-15 |

Big Ten (min. 100 att.): .454, Tim Locum (128-282), 1988-91; and Trent Jackson (128-282), 1986-89

FREE THROWS

| | | | |
|-----|-----|------------------|---------|
| 1. | 546 | Nigel Hayes | 2014-17 |
| 2. | 520 | Alando Tucker | 2003-07 |
| 3. | 456 | Michael Finley | 1992-95 |
| 4. | 433 | Claude Gregory | 1978-81 |
| 5. | 408 | Clarence Sherrod | 1969-71 |
| | 408 | Danny Jones | 1987-90 |
| 7. | 405 | Brad Davison | 2018-22 |
| 8. | 394 | Mike Wilkinson | 2002-05 |
| 9. | 373 | Jordan Taylor | 2009-12 |
| 10. | 369 | Ethan Happ | 2016-19 |

Big Ten: 302, Michael Finley, 1992-95

FREE THROW ATTEMPTS

| | | | |
|-----|-----|------------------|---------|
| 1. | 820 | Nigel Hayes | 2014-17 |
| 2. | 817 | Alando Tucker | 2003-07 |
| 3. | 682 | Ethan Happ | 2016-19 |
| 4. | 599 | Danny Jones | 1987-90 |
| 5. | 593 | Michael Finley | 1992-95 |
| 6. | 586 | Claude Gregory | 1978-81 |
| 7. | 534 | Mike Wilkinson | 2002-05 |
| 8. | 522 | Clarence Sherrod | 1969-71 |
| 9. | 482 | Brad Davison | 2018-22 |
| 10. | 477 | Jordan Taylor | 2009-12 |

Big Ten: 387, M. Finley, 1992-95; C. Gregory, 1978-81

FREE THROW PERCENTAGE

(min. 175 attempts)

| | | | |
|-----|------|--------------------------|---------|
| 1. | .870 | Rick Olson (260-299) | 1983-86 |
| 2. | .856 | Tim Locum (166-194) | 1988-91 |
| 3. | .848 | Jason Bohannon (228-269) | 2007-10 |
| 4. | .840 | Brad Davison (405-482) | 2018-22 |
| 5. | .837 | Josh Gasser (292-349) | 2011-15 |
| 6. | .817 | Wes Matthews (273-334) | 1978-80 |
| 7. | .814 | Bronson Koenig (193-237) | 2014-17 |
| 8. | .804 | Mike Carlin (172-214) | 1966-68 |
| 9. | .801 | Dick Miller (246-307) | 1954-56 |
| 10. | .795 | Kammron Taylor (310-390) | 2004-07 |

Big Ten (min. 100 att.): .874, Rick Olson (166-190), 1983-86

REBOUNDS

| | | | |
|-----|-------|-----------------|---------|
| 1. | 1,217 | Ethan Happ | 2016-19 |
| 2. | 904 | Claude Gregory | 1978-81 |
| 3. | 858 | Joe Franklin | 1966-68 |
| 4. | 856 | Mike Wilkinson | 2002-05 |
| 5. | 841 | Joe Chrnelich | 1977-80 |
| 6. | 806 | Kim Hughes | 1972-74 |
| 7. | 802 | Nigel Hayes | 2014-17 |
| 8. | 769 | Alando Tucker | 2003-07 |
| 9. | 756 | Joe Krabbenhoft | 2006-09 |
| 10. | 718 | Larry Petty | 1978-81 |
| 11. | 680 | Dale Koehler | 1973-76 |
| 12. | 679 | Ryan Evans | 2010-13 |
| 13. | 667 | Brian Butch | 2005-08 |
| 14. | 666 | Frank Kaminsky | 2012-15 |
| 15. | 656 | Andy Kowske | 1998-01 |
| 16. | 648 | Michael Finley | 1992-95 |
| 17. | 644 | Sean Daugherty | 1995-98 |
| 18. | 641 | Tom Gwyn | 1961-63 |
| 19. | 592 | J.J. Weber | 1984-87 |
| 20. | 586 | Cory Blackwell | 1982-84 |

Big Ten: 630, Ethan Happ, 2016-19

REBOUNDING AVERAGE

(min. 500 rebounds)

| | | | |
|-----|------|----------------|---------|
| 1. | 11.9 | Joe Franklin | 1966-68 |
| 2. | 11.2 | Kim Hughes | 1972-74 |
| 3. | 10.4 | Jack Brens | 1962-64 |
| 4. | 8.9 | Tom Gwyn | 1961-63 |
| 5. | 8.8 | Ethan Happ | 2016-19 |
| 6. | 8.7 | Dale Koehler | 1973-76 |
| 7. | 8.2 | Claude Gregory | 1978-81 |
| 8. | 7.8 | Kerry Hughes | 1972-74 |
| 9. | 7.7 | Joe Chrnelich | 1977-80 |
| 10. | 7.6 | Ken Siebel | 1961-63 |
| | 7.6 | Leon Howard | 1971-73 |

Big Ten (min. 350 reb.): 12.4, Joe Franklin, 1966-68

OFFENSIVE REBOUNDS

Offensive rebounds first tracked in 1987-88

| | | | |
|----|-----|-----------------|---------|
| 1. | 360 | Ethan Happ | 2016-19 |
| 2. | 314 | Alando Tucker | 2003-07 |
| 3. | 311 | Mike Wilkinson | 2002-05 |
| 4. | 270 | Nigel Hayes | 2014-17 |
| 5. | 240 | Andy Kowske | 1998-01 |
| 6. | 231 | Joe Krabbenhoft | 2006-09 |
| 7. | 227 | Sean Daugherty | 1995-98 |
| 8. | 222 | Brian Butch | 2005-08 |
| 9. | 205 | Ethan Happ | 2016-17 |
| | 205 | Michael Finley | 1992-95 |

Big Ten: 186, Ethan Happ, 2016-19

ASSISTS

| | | | |
|-----|-----|-----------------|---------|
| 1. | 501 | Tracy Webster | 1992-94 |
| 2. | 464 | Jordan Taylor | 2009-12 |
| 3. | 430 | D'Mitrik Trice | 2017-21 |
| 4. | 423 | Ethan Happ | 2016-19 |
| 5. | 388 | Mike Heineman | 1984-87 |
| 6. | 371 | Michael Finley | 1992-95 |
| 7. | 344 | Mike Kelley | 1998-01 |
| 8. | 343 | Brad Davison | 2018-22 |
| 9. | 335 | Tom Molaski | 1986-89 |
| 10. | 319 | Nigel Hayes | 2014-17 |
| 11. | 311 | Mark Vershaw | 1998-01 |
| 12. | 307 | Traevon Jackson | 2012-15 |
| 13. | 296 | Bronson Koenig | 2014-17 |
| 14. | 295 | Devin Harris | 2002-04 |
| 15. | 290 | Arnold Gaines | 1977-80 |
| 16. | 284 | Josh Gasser | 2011-15 |
| 17. | 278 | Michael Flowers | 2005-08 |
| 18. | 277 | Trevon Hughes | 2007-10 |
| 19. | 273 | Joe Krabbenhoft | 2006-09 |
| 20. | 261 | Trent Jackson | 1986-89 |

Big Ten: 295, Tracy Webster, 1992-94

ASSIST-TO-TURNOVER RATIO

(min. 100 assists)

| | | | |
|-----|----------------|----------------|---------|
| 1. | 3.01 (464-154) | Jordan Taylor | 2009-12 |
| 2. | 2.57 (344-134) | Mike Kelley | 1998-01 |
| 3. | 2.25 (284-126) | Josh Gasser | 2011-15 |
| 4. | 2.11 (430-204) | D'Mitrik Trice | 2017-21 |
| 5. | 2.08 (250-120) | Travon Davis | 1999-02 |
| 6. | 2.03 (388-191) | Mike Heineman | 1984-87 |
| 7. | 1.95 (343-176) | Brad Davison | 2018-22 |
| 8. | 1.92 (296-154) | Bronson Koenig | 2014-17 |
| 9. | 1.90 (501-263) | Tracy Webster | 1992-94 |
| 10. | 1.86 (335-180) | Tom Molaski | 1986-89 |

Big Ten: 3.00 (237-79), Jordan Taylor, 2009-2012

STEALS

| | | | |
|-----|-----|-------------------|---------|
| 1. | 275 | Mike Kelley | 1998-01 |
| 2. | 217 | Ethan Happ | 2016-19 |
| 3. | 183 | Tracy Webster | 1992-94 |
| 4. | 177 | Trévon Hughes | 2007-10 |
| 5. | 171 | Michael Flowers | 2005-08 |
| 6. | 169 | Mike Wilkinson | 2002-05 |
| 7. | 168 | Michael Finley | 1992-95 |
| 8. | 164 | Devin Harris | 2002-04 |
| 9. | 160 | Brad Davison | 2018-22 |
| 10. | 151 | Trent Jackson | 1986-89 |
| 11. | 133 | Hennssy Auriantal | 1996-99 |
| | 133 | Nigel Hayes | 2014-17 |
| 13. | 131 | Claude Gregory | 1978-81 |
| 14. | 113 | Wes Matthews | 1978-80 |
| 15. | 111 | Ty Calderwood | 1997-99 |
| 16. | 110 | Tom Molaski | 1986-89 |
| | 110 | Zak Showalter | 2013-17 |
| 18. | 106 | D'Mitrik Trice | 2017-21 |
| 19. | 104 | Alando Tucker | 2003-07 |
| 20. | 102 | Rick Olson | 1983-86 |
| | 102 | Jordan Taylor | 2009-12 |

Big Ten: 138, Mike Kelley, 1998-01

BLOCKED SHOTS

| | | | |
|-----|-----|------------------|---------|
| 1. | 184 | Nate Reuvers | 2018-21 |
| 2. | 154 | Ethan Happ | 2016-19 |
| 3. | 153 | Frank Kaminsky | 2012-15 |
| 4. | 144 | Jared Berggren | 2009-13 |
| 5. | 124 | Rashard Griffith | 1994-95 |
| 6. | 120 | Brad Sellers | 1982-83 |
| 7. | 117 | Mike Wilkinson | 2002-05 |
| 8. | 102 | Kurt Portmann | 1987-90 |
| 9. | 99 | Marcus Landry | 2006-09 |
| 10. | 96 | Greg Stiemsma | 2005-08 |
| 11. | 95 | J.J. Weber | 1984-87 |
| 12. | 92 | Louis Ely | 1991-93 |
| 13. | 86 | Andy Kowske | 1998-01 |
| 14. | 85 | Jon Leuer | 2008-11 |
| 15. | 83 | Ryan Evans | 2010-13 |
| | 83 | Khalil Iverson | 2016-19 |
| 17. | 78 | Michael Finley | 1992-95 |
| 18. | 77 | Keaton Nankivil | 2008-11 |
| 19. | 76 | Brian Butch | 2005-08 |
| 20. | 71 | Sam Okey | 1996-98 |

Big Ten: 84, Ethan Happ, 2016-19

WINS (played in)

| | | | |
|-----|-----|-----------------|---------|
| 1. | 117 | Josh Gasser | 2011-15 |
| 2. | 115 | Nigel Hayes | 2014-17 |
| 3. | 114 | Frank Kaminsky | 2012-15 |
| | 114 | Bronson Koenig | 2014-17 |
| 5. | 101 | Brad Davison | 2018-22 |
| 6. | 100 | Joe Krabbenhoft | 2006-09 |
| 7. | 99 | Alando Tucker | 2003-07 |
| | 99 | Trévon Hughes | 2007-10 |
| 9. | 98 | Ryan Evans | 2010-13 |
| 10. | 97 | Brian Butch | 2005-08 |

WIN PCT (games played in)

(min. 80 games)

| | | | |
|-----|---------------|----------------|---------|
| 1. | .866 (84-13) | Duje Dukan | 2011-15 |
| 2. | .853 (81-14) | Greg Stiemsma | 2005-08 |
| 3. | .792 (114-30) | Frank Kaminsky | 2012-15 |
| 4. | .791 (117-31) | Josh Gasser | 2011-15 |
| 5. | .788 (89-24) | Sam Dekker | 2013-15 |
| 6. | .787 (70-19) | Jason Chappell | 2003-07 |
| 7. | .785 (95-26) | Marcus Landry | 2006-09 |
| 8. | .782 (97-27) | Brian Butch | 2005-08 |
| 9. | .770 (114-34) | Bronson Koenig | 2014-17 |
| 10. | .767 (115-35) | Nigel Hayes | 2014-17 |
| | .767 (99-30) | Zak Showalter | 2013-17 |

GAMES PLAYED

| | | | |
|----|-----|-----------------|---------|
| 1. | 161 | Brad Davison | 2018-22 |
| 2. | 150 | Nigel Hayes | 2014-17 |
| 3. | 148 | Josh Gasser | 2011-15 |
| | 148 | Bronson Koenig | 2014-17 |
| 5. | 144 | Frank Kaminsky | 2012-15 |
| 6. | 143 | D'Mitrik Trice | 2018-21 |
| 7. | 139 | Ethan Happ | 2016-19 |
| 8. | 138 | Ryan Evans | 2009-13 |
| 9. | 136 | Joe Krabbenhoft | 2006-09 |
| | 136 | Jordan Taylor | 2009-12 |

Big Ten: 97, D'Mitrik Trice, 2018-22

GAMES STARTED

| | | | |
|----|-----|----------------|---------|
| 1. | 157 | Brad Davison | 2018-22 |
| 2. | 144 | Josh Gasser | 2011-15 |
| 3. | 139 | Ethan Happ | 2016-19 |
| 4. | 126 | Alando Tucker | 2003-07 |
| 5. | 116 | Mike Kelley | 1998-01 |
| 6. | 112 | Rick Olson | 1983-86 |
| | 112 | Michael Finley | 1992-95 |
| | 112 | Nigel Hayes | 2014-17 |
| 9. | 109 | Danny Jones | 1987-90 |
| | 109 | Andy Kowske | 1998-01 |

Big Ten: 97, Brad Davison, 2018-21

SCORING AVERAGE

| | | | |
|-----|------|------------------|------|
| 1. | 23.8 | Clarence Sherrod | 1971 |
| 2. | 22.7 | Joe Franklin | 1968 |
| 3. | 22.4 | Clarence Sherrod | 1970 |
| 4. | 22.1 | Michael Finley | 1993 |
| 5. | 20.5 | Michael Finley | 1995 |
| 6. | 20.4 | Claude Gregory | 1981 |
| | 20.4 | Rick Olson | 1986 |
| | 20.4 | Danny Jones | 1989 |
| | 20.4 | Michael Finley | 1994 |
| 10. | 20.2 | Dick Cable | 1955 |

Big Ten: 24.8, Clarence Sherrod, 1970

MINUTES PLAYED

| | | | |
|-----|-------|----------------|---------|
| 1. | 5,147 | Brad Davison | 2018-22 |
| 2. | 4,774 | Josh Gasser | 2011-15 |
| 3. | 4,446 | Nigel Hayes | 2014-17 |
| 4. | 4,297 | Alando Tucker | 2003-07 |
| 5. | 4,115 | Ethan Happ | 2016-19 |
| 6. | 4,075 | Bronson Koenig | 2014-17 |
| 7. | 4,128 | D'Mitrik Trice | 2017-21 |
| 8. | 4,023 | Mike Wilkinson | 2002-05 |
| 9. | 3,962 | Rick Olson | 1983-86 |
| 10. | 3,950 | Jordan Taylor | 2009-12 |
| 11. | 3,945 | Michael Finley | 1992-95 |
| 12. | 3,759 | Jason Bohannon | 2007-10 |
| 13. | 3,712 | Mike Kelley | 1998-01 |
| 14. | 3,623 | Danny Jones | 1987-90 |
| 15. | 3,466 | Mark Vershaw | 1998-01 |
| 16. | 3,438 | Trevon Hughes | 2007-10 |
| 17. | 3,416 | Kirk Penney | 2000-03 |
| 18. | 3,410 | Claude Gregory | 1978-81 |
| 19. | 3,392 | Larry Petty | 1978-81 |
| 20. | 3,356 | Devin Harris | 2002-04 |

Big Ten: 3,199, Brad Davison, 2018-22

REBOUNDS

| | | | |
|-----|-----|------------------|------|
| 1. | 344 | Jim Clinton | 1951 |
| 2. | 342 | Ethan Happ | 2019 |
| 3. | 334 | Joe Franklin | 1968 |
| 4. | 332 | Ethan Happ | 2017 |
| 5. | 320 | Frank Kaminsky | 2015 |
| 6. | 306 | Jack Brens | 1963 |
| 7. | 301 | Kim Hughes | 1973 |
| 8. | 290 | Paul Morrow | 1952 |
| 9. | 289 | Joe Franklin | 1967 |
| 10. | 281 | Rashard Griffith | 1995 |
| 11. | 278 | Ethan Happ | 2016 |
| 12. | 270 | James Gregory | 1977 |
| 13. | 267 | Tom Gwyn | 1963 |
| 14. | 266 | Kim Hughes | 1974 |
| 15. | 265 | Albert Henry | 1970 |
| | 265 | Ethan Happ | 2018 |
| 17. | 264 | Patrick Tompkins | 1991 |
| 18. | 263 | Dale Koehler | 1976 |
| 19. | 257 | Ryan Evans | 2013 |
| 20. | 255 | Johnny Davis | 2022 |

Big Ten: 222, Jim Clinton, 1951

SEASON

POINTS

| | | | |
|-----|-----|------------------|------|
| 1. | 732 | Frank Kaminsky | 2015 |
| 2. | 716 | Alando Tucker | 2007 |
| 3. | 624 | Devin Harris | 2004 |
| 4. | 621 | Jon Leuer | 2011 |
| 5. | 620 | Michael Finley | 1993 |
| 6. | 617 | Jordan Taylor | 2011 |
| 7. | 612 | Johnny Davis | 2022 |
| 8. | 611 | Danny Jones | 1989 |
| 9. | 592 | Michael Finley | 1994 |
| 10. | 590 | Ethan Happ | 2018 |
| 11. | 589 | Ethan Happ | 2019 |
| 12. | 588 | Alando Tucker | 2006 |
| 13. | 574 | Trent Jackson | 1989 |
| 14. | 571 | Rick Olson | 1986 |
| 15. | 570 | Clarence Sherrod | 1971 |
| 16. | 556 | Sam Dekker | 2015 |
| 17. | 554 | Michael Finley | 1995 |
| 18. | 551 | Nigel Hayes | 2016 |
| 19. | 550 | Claude Gregory | 1981 |
| 20. | 549 | Wes Matthews | 1980 |

Big Ten: 417, Michael Finley, 1993

REBOUNDING AVERAGE

| | | | |
|-----|------|--------------|------|
| 1. | 15.6 | Jim Clinton | 1951 |
| 2. | 13.9 | Joe Franklin | 1968 |
| 3. | 13.2 | Paul Morrow | 1952 |
| 4. | 12.8 | Jack Brens | 1963 |
| 5. | 12.5 | Kim Hughes | 1973 |
| 6. | 12.0 | Joe Franklin | 1967 |
| 7. | 11.3 | Ab Nicholas | 1951 |
| 8. | 11.1 | Tom Gwyn | 1963 |
| | 11.1 | Kim Hughes | 1974 |
| 10. | 11.0 | Albert Henry | 1970 |

Big Ten: 15.8, Jim Clinton, 1951

OFFENSIVE REBOUNDS

(Offensive rebounds first tracked in 1987-88)

| | | | |
|----|-----|----------------|------|
| 1. | 117 | Ethan Happ | 2017 |
| 2. | 88 | Jared Berggren | 2013 |
| | 88 | Ethan Happ | 2016 |
| 4. | 86 | Alando Tucker | 2003 |
| 5. | 85 | Nigel Hayes | 2015 |
| 6. | 83 | Mike Wilkinson | 2005 |
| 7. | 82 | Nigel Hayes | 2017 |
| 8. | 81 | Sam Okey | 1997 |
| | 81 | Andy Kowske | 2000 |
| | 81 | Frank Kaminsky | 2014 |

Big Ten: 58, Sam Okey, 1997

FIELD GOALS

| | | | |
|-----|-----|----------------|------|
| 1. | 267 | Frank Kaminsky | 2015 |
| 2. | 257 | Ethan Happ | 2019 |
| 3. | 256 | Alando Tucker | 2007 |
| 4. | 242 | Ethan Happ | 2018 |
| 5. | 237 | Rick Olson | 1986 |
| 6. | 231 | Danny Jones | 1989 |
| 7. | 227 | Jon Leuer | 2011 |
| 8. | 223 | Michael Finley | 1993 |
| 9. | 222 | Alando Tucker | 2006 |
| 10. | 218 | Ethan Happ | 2017 |

Big Ten: 149, Rick Olson, 1986

FIELD GOAL ATTEMPTS

| | | | |
|-----|-----|------------------|------|
| 1. | 545 | Alando Tucker | 2007 |
| 2. | 519 | Clarence Sherrod | 1971 |
| 3. | 505 | Don Rehfeldt | 1950 |
| 4. | 492 | Johnny Davis | 2022 |
| 5. | 490 | Alando Tucker | 2006 |
| 6. | 488 | Frank Kaminsky | 2015 |
| 7. | 485 | Rick Olson | 1986 |
| | 485 | Ethan Happ | 2019 |
| 9. | 483 | Jon Leuer | 2011 |
| 10. | 478 | Michael Finley | 1993 |

Big Ten: 335, Michael Finley, 1995

FIELD GOAL PERCENTAGE

(min. 100 attempts)

| | | | |
|-----|------|----------------------------|------|
| 1. | .636 | Patrick Tompkins (164-258) | 1991 |
| 2. | .611 | Louis Ely (80-131) | 1993 |
| 3. | .592 | Jeff Petersen (93-157) | 1994 |
| 4. | .586 | Ethan Happ (218-372) | 2017 |
| 5. | .583 | Andy Kowske (137-235) | 2000 |
| 6. | .574 | Andy Kowske (85-148) | 1999 |
| 7. | .573 | Willie Simms (153-267) | 1991 |
| 8. | .570 | Al Rudd (81-142) | 1976 |
| | .570 | Danny Jones (176-309) | 1988 |
| 10. | .566 | Rashard Griffith (167-295) | 1995 |

Big Ten: .591 Patrick Tompkins (94-159), 1991

3-POINT FIELD GOALS

| | | | |
|----|-----|----------------|------|
| 1. | 103 | Bronson Koenig | 2017 |
| 2. | 96 | Ben Brust | 2014 |
| 3. | 83 | Bronson Koenig | 2016 |
| 4. | 79 | Ben Brust | 2013 |
| 5. | 78 | Sean Mason | 1999 |
| | | Brad Davison | 2022 |
| 7. | 76 | D'Mitrik Trice | 2019 |
| 8. | 75 | Tracy Webster | 1992 |
| | 75 | Devin Harris | 2004 |
| | 75 | Jordan Taylor | 2011 |

Big Ten: 53, Tracy Webster, 1992

3-POINT FIELD GOAL ATTEMPTS

| | | | |
|-----|-----|----------------|------|
| 1. | 263 | Bronson Koenig | 2017 |
| 2. | 244 | Ben Brust | 2014 |
| 3. | 225 | Brad Davison | 2022 |
| 4. | 213 | Bronson Koenig | 2016 |
| 5. | 208 | Sean Mason | 1999 |
| 6. | 204 | Michael Finley | 1995 |
| 7. | 203 | Ben Brust | 2013 |
| 8. | 201 | Devin Harris | 2004 |
| 9. | 200 | Jon Bryant | 2000 |
| 10. | 195 | D'Mitrik Trice | 2019 |

Big Ten: 137, Brad Davison, 2022

3-POINT FIELD GOAL PERCENTAGE

(min. 60 attempts)

| | | | |
|-----|------|--------------------------|------|
| 1. | .490 | Tracy Webster (75-153) | 1992 |
| 2. | .486 | Tim Locum (54-111) | 1989 |
| 3. | .485 | Tim Locum (65-134) | 1991 |
| 4. | .475 | Mike Heineman (29-61) | 1987 |
| 5. | .469 | Tim Locum (67-143) | 1990 |
| 6. | .458 | Brian Good (38-83) | 1992 |
| | .458 | Andy Kilbride (49-107) | 1993 |
| 8. | .457 | Keaton Nankivil (59-129) | 2011 |
| 9. | .455 | Clayton Hanson (55-121) | 2005 |
| 10. | .452 | Josh Gasser (42-93) | 2012 |

Big Ten (min. 40 3FGAs): .535, Brevin Pritzl (23-43), 2019

FREE THROWS

| | | | |
|-----|-----|------------------|------|
| 1. | 190 | Nigel Hayes | 2016 |
| 2. | 171 | Devin Harris | 2004 |
| 3. | 168 | Clarence Sherrod | 1970 |
| 4. | 164 | Alando Tucker | 2007 |
| 5. | 156 | Frank Kaminsky | 2015 |
| 6. | 155 | Johnny Davis | 2022 |
| 7. | 154 | Jordan Taylor | 2011 |
| 8. | 152 | Claude Gregory | 1981 |
| 9. | 149 | Danny Jones | 1989 |
| 10. | 148 | Clarence Sherrod | 1970 |

Big Ten: 115, Clarence Sherrod, 1970

FREE THROW ATTEMPTS

| | | | |
|----|-----|------------------|------|
| 1. | 258 | Nigel Hayes | 2016 |
| 2. | 249 | Alando Tucker | 2007 |
| 3. | 233 | Alando Tucker | 2006 |
| 4. | 230 | Nigel Hayes | 2017 |
| 5. | 216 | Devin Harris | 2004 |
| 6. | 210 | Joe Franklin | 1968 |
| 7. | 202 | Clarence Sherrod | 1970 |
| | 202 | Claude Gregory | 1981 |
| 9. | 200 | Clarence Sherrod | 1971 |
| | 200 | Frank Kaminsky | 2015 |

Big Ten: 146, Joe Franklin, 1968

FREE THROW PERCENTAGE

(min. 50 made)

| | | | |
|----|------|------------------------|------|
| 1. | .905 | Brian Good (57-63) | 1990 |
| | .905 | Bronson Koenig (57-63) | 2017 |
| 3. | .899 | Ben Brust (80-89) | 2014 |
| 4. | .894 | Rick Olson (59-66) | 1984 |
| 5. | .890 | Rick Olson (72-82) | 1985 |
| 6. | .888 | Wes Matthews (127-143) | 1980 |
| 7. | .882 | Rick Olson (97-110) | 1986 |
| 8. | .873 | Jason Bohannon (62-71) | 2010 |
| 9. | .868 | Josh Gasser (118-136) | 2014 |
| | .868 | Brad Davison (66-76) | 2021 |

Big Ten (min. 40 FTs): .957, Jason Bohannon (45-47), 2008

CONSECUTIVE FREE THROWS MADE

| | | | |
|----|----|------------------|------|
| 1. | 39 | Jason Bohannon | 2008 |
| 2. | 35 | Wes Matthews | 1980 |
| 3. | 30 | Rick Olson | 1984 |
| 4. | 28 | Brad Sellers | 1983 |
| | 28 | Tracy Webster | 1993 |
| 6. | 27 | Dick Miller | 1956 |
| 7. | 26 | Clarence Sherrod | 1970 |
| | 26 | Jon Leuer | 2011 |
| 9. | 25 | Roy Boone | 2001 |
| | 25 | Brad Davison | 2022 |

ASSISTS

| | | | |
|-----|-----|-----------------|------|
| 1. | 179 | Tracy Webster | 1993 |
| 2. | 171 | Tracy Webster | 1994 |
| 3. | 161 | Jordan Taylor | 2011 |
| 4. | 153 | Ethan Happ | 2019 |
| 5. | 151 | Tracy Webster | 1992 |
| | 151 | Traevon Jackson | 2014 |
| 7. | 147 | Jordan Taylor | 2012 |
| 8. | 141 | Devin Harris | 2004 |
| 9. | 137 | Mike Heineman | 1987 |
| 10. | 131 | D'Mitrik Trice | 2020 |

Big Ten: 114, Tracy Webster, 1993

ASSIST-TO-TURNOVER RATIO

(min. 50 assists)

| | | | |
|-----|---------------|----------------|------|
| 1. | 4.30 (86-20) | Mike Kelley | 1999 |
| 2. | 3.83 (161-42) | Jordan Taylor | 2011 |
| 3. | 3.33 (70-21) | Josh Gasser | 2015 |
| 4. | 3.26 (114-35) | Mike Kelley | 2000 |
| 5. | 3.03 (118-39) | Jordan Taylor | 2010 |
| 6. | 2.97 (98-33) | Bronson Koenig | 2015 |
| 7. | 2.63 (147-56) | Jordan Taylor | 2012 |
| 8. | 2.50 (75-30) | Josh Gasser | 2011 |
| 9. | 2.47 (131-53) | D'Mitrik Trice | 2020 |
| 10. | 2.38 (171-72) | Tracy Webster | 1994 |

Big Ten: 6.25 (50-8), Mike Kelley, 1999

STEALS

| | | | |
|-----|----|---------------|------|
| 1. | 95 | Mike Kelley | 2000 |
| 2. | 69 | Tracy Webster | 1994 |
| 3. | 67 | Ethan Happ | 2017 |
| 4. | 66 | Tracy Webster | 1993 |
| 5. | 65 | Devin Harris | 2003 |
| 6. | 63 | Ty Calderwood | 1997 |
| | 63 | Ethan Happ | 2016 |
| 8. | 62 | Mike Kelley | 1999 |
| | 62 | Trevon Hughes | 2008 |
| 10. | 60 | Mike Kelley | 2001 |

Big Ten: 46, Tracy Webster, 1993

BLOCKED SHOTS

| | | | |
|-----|----|------------------|------|
| 1. | 73 | Jared Berggren | 2013 |
| 2. | 68 | Brad Sellers | 1983 |
| 3. | 66 | Rashard Griffith | 1994 |
| | 66 | Frank Kaminsky | 2014 |
| 5. | 60 | Jared Berggren | 2012 |
| | 60 | Nate Reuvers | 2019 |
| 7. | 58 | Rashard Griffith | 1995 |
| | 58 | Nate Reuvers | 2020 |
| 9. | 57 | Frank Kaminsky | 2015 |
| 10. | 52 | Brad Sellers | 1982 |

Big Ten: 44, Rashard Griffith, 1995

GAMES PLAYED

| | | |
|----|----|--|
| 1. | 40 | Sam Dekker, Josh Gasser, Nigel Hayes, Bronson Koenig, 2015 |
|----|----|--|

GAMES STARTED

| | | |
|----|----|--|
| 1. | 40 | Sam Dekker, Josh Gasser, Nigel Hayes, 2015 |
|----|----|--|

MINUTES PLAYED

| | | | |
|-----|-------|----------------|------|
| 1. | 1,320 | Josh Gasser | 2015 |
| 2. | 1,318 | Ben Brust | 2014 |
| | 1,318 | Nigel Hayes | 2015 |
| 4. | 1,311 | Frank Kaminsky | 2015 |
| 5. | 1,297 | Jordan Taylor | 2012 |
| 6. | 1,270 | Josh Gasser | 2014 |
| 7. | 1,263 | Nigel Hayes | 2016 |
| 8. | 1,241 | Jordan Taylor | 2011 |
| 9. | 1,239 | Sam Dekker | 2015 |
| 10. | 1,227 | Josh Gasser | 2012 |

Big Ten: 705, Brad Davison, 2022

MINUTES PER GAME

| | | | |
|-----|------|------------------|------|
| 1. | 37.3 | Cory Blackwell | 1984 |
| 2. | 37.0 | Michael Finley | 1995 |
| 3. | 36.9 | Trent Jackson | 1988 |
| 4. | 36.8 | Jason Bohannon | 2010 |
| 5. | 36.6 | Trent Jackson | 1989 |
| | 36.6 | Claude Gregory | 1981 |
| 7. | 36.5 | Wes Matthews | 1979 |
| | 36.5 | Jordan Taylor | 2011 |
| 9. | 36.4 | Patrick Tompkins | 1991 |
| 10. | 36.3 | Devin Harris | 2004 |

Big Ten: 38.5, Cory Blackwell, 1984, Trent Jackson, 1989

SINGLE GAME

POINTS

| | | | |
|-----|----|-------------------------------|----------|
| 1. | 43 | Frank Kaminsky vs. N. Dakota | 11/19/13 |
| | 42 | Ken Barnes vs. Indiana | 3/8/65 |
| | 42 | Michael Finley at E. Michigan | 12/10/94 |
| 4. | 39 | Rick Olson vs. Michigan | 1/14/84 |
| | 39 | Jordan Taylor at Indiana | 3/3/11 |
| 5. | 38 | Joe Franklin vs. Michigan St. | 1/16/68 |
| | 38 | Dale Koehler vs. Iowa | 2/1/75 |
| | 38 | Devin Harris vs. Minnesota | 2/4/04 |
| | 38 | Alando Tucker vs. E. Kent. | 11/19/05 |
| 10. | 37 | Chuck Nagle vs. Michigan | 3/4/67 |
| | 37 | Johnny Davis at Purdue | 1/3/22 |

POINTS IN A HALF

| | | | |
|----|----|--------------------------------------|----------|
| 1. | 33 | Michael Finley (2nd) at E. Mich. | 12/10/94 |
| 2. | 28 | Dale Koehler (2nd) at Michigan | 2/2/76 |
| 3. | 27 | Marty Gharrity (2nd) vs. Loyola | 12/12/59 |
| | 27 | Kirk Penney (2nd) at Minnesota | 2/16/02 |
| | 27 | Johnny Davis (2nd) at Purdue | 1/3/22 |
| 5. | 25 | Michael Finley (1st) vs. Mich. St. | 2/2/94 |
| 6. | 24 | Tracy Webster (2nd) vs. Missouri St. | 11/25/91 |
| | 24 | Devin Harris (2nd) vs. Minnesota | 2/4/04 |
| 8. | 23 | Ken Barnes (1st) vs. Indiana | 3/8/65 |
| | 23 | Joe Franklin (2nd) vs. Illinois | 3/11/67 |
| | 23 | Clarence Sherrrod (2nd) at Iowa | 2/10/70 |
| | 23 | Rick Olson (1st) vs. Michigan | 1/14/83 |
| | 23 | Brad Davison (2nd) vs. Mich. St. | 2/25/18 |

REBOUNDS

| | | | |
|----|----|-------------------------------|----------|
| 1. | 30 | Paul Morrow vs. Purdue | 1/3/53 |
| 2. | 27 | Joe Franklin vs. Purdue | 3/2/68 |
| 3. | 26 | Mark Zubor vs. Gonzaga | 12/17/63 |
| 4. | 25 | Joe Chernelich vs. St. Mary's | 12/2/76 |
| 5. | 23 | Curt Mueller vs. Northwestern | 3/3/56 |
| | 23 | Jack Brens vs. St. John's | 1/26/63 |
| | 23 | Ken Barnes vs. Indiana | 3/8/65 |
| | 23 | Joe Franklin at Illinois | 12/19/66 |
| 9. | 22 | Jack Brens vs. Illinois | 2/11/63 |
| | 22 | Kerry Hughes vs. Iowa | 2/9/74 |

FIELD GOALS

| | | | |
|----|----|-------------------------------|----------|
| 1. | 17 | Rick Olson vs. San Fran. St. | 12/2/85 |
| | 17 | Michael Finley at E. Michigan | 12/10/94 |
| 3. | 16 | Bob Litzow vs. Indiana | 2/10/58 |
| | 16 | Frank Kaminsky vs. N. Dakota | 11/19/13 |
| | 16 | Ethan Happ at Marquette | 12/8/18 |

FIELD GOAL ATTEMPTS

| | | | |
|----|----|-------------------------------|----------|
| 1. | 37 | Don Rehfeldt vs. Iowa | 2/28/49 |
| 2. | 32 | Don Rehfeldt vs. Iowa | 2/18/50 |
| | 32 | Bob Litzow vs. Indiana | 2/10/58 |
| 4. | 31 | Don Rehfeldt at UCLA | 12/23/48 |
| | 31 | Michael Finley at E. Michigan | 12/10/94 |
| 6. | 30 | Bob Litzow at Ohio State | 1/14/56 |

FIELD GOAL PERCENTAGE

(min. 10 attempts)

| | | | |
|----|------|------------------------------------|----------|
| 1. | .923 | Al Henry (12-13) vs. Minnesota | 1/13/70 |
| 2. | .909 | Scott Roth (10-11) at N. Mexico | 12/29/84 |
| | .909 | Larry Hisle (10-11) vs. Tex-Arl. | 12/22/90 |
| 4. | .900 | Larry Petty (9-10) vs. Illinois | 1/18/79 |
| | .900 | Trent Jackson (9-10) vs. N'western | 1/30/88 |
| | .900 | Willie Simms (9-10) vs. Iowa | 1/11/90 |
| | .900 | Patrick Tompkins (9-10) at Oregon | 11/24/90 |
| | .900 | Carlton McGee (9-10) vs. Michigan | 2/26/92 |

3-POINT FIELD GOALS

| | | | |
|----|---|-------------------------------|----------|
| 1. | 8 | Bronson Koenig vs. Va. Tech | 3/16/17 |
| | 8 | Brad Davison at Nebraska | 2/15/20 |
| 3. | 7 | Trent Jackson at Ohio State | 1/17/87 |
| | 7 | Tim Locum vs. Butler | 12/5/87 |
| | 7 | Tim Locum vs. Rollins | 12/15/89 |
| | 7 | Larry Hisle vs. UT-Arlington | 12/22/90 |
| | 7 | Michael Finley at Michigan | 1/29/94 |
| | 7 | Tracy Webster vs. Missouri | 3/19/94 |
| | 7 | Michael Finley at E. Michigan | 12/10/94 |
| | 7 | Jon Bryant vs. Fresno State | 3/16/00 |
| | 7 | Keaton Nankivil at Purdue | 1/28/10 |
| | 7 | Jason Bohannon vs. Indiana | 2/13/10 |
| | 7 | Jordan Taylor at Indiana | 3/3/11 |
| | 7 | Ben Brust vs. BYU | 11/26/11 |
| | 7 | Ben Brust vs. UNLV | 12/10/11 |
| | 7 | Rob Wilson vs. Indiana | 3/10/12 |
| | 7 | D'Mitrik Trice vs. Oklahoma | 11/22/18 |

3-POINT FIELD GOAL ATTEMPTS

| | | | |
|----|----|-------------------------------|----------|
| 1. | 20 | Devin Harris vs. Temple | 12/3/01 |
| 2. | 17 | Bronson Koenig vs. Va. Tech | 3/16/17 |
| 3. | 16 | Michael Finley at E. Michigan | 12/10/94 |
| 4. | 14 | Bronson Koenig at Oklahoma | 11/29/15 |
| 5. | 13 | Michael Finley at Minnesota | 2/18/93 |
| | 13 | Tracy Webster vs. Missouri | 3/19/94 |
| | 13 | Trevon Hughes at Minnesota | 2/18/10 |

3-POINT FIELD GOAL PERCENTAGE

(min. 6 attempts)

| | | | |
|----|-------|------------------------------------|----------|
| 1. | 1.000 | Larry Hisle (7-7) vs. UT-Arl., | 12/22/90 |
| | 1.000 | Ben Brust (7-7) vs. UNLV, | 12/10/11 |
| | 1.000 | Frank Kaminsky (6-6) vs. N. Dak., | 11/19/13 |
| 4. | .875 | Keaton Nankivil (7-8) at Purdue, | 1/28/10 |
| | .875 | Jordan Taylor (7-8) at Indiana, | 3/3/11 |
| | .875 | D'Mitrik Trice (7-8) vs. Oklahoma, | 11/22/18 |

FREE THROWS

| | | | |
|----|----|--------------------------------|---------|
| 1. | 17 | Dale Koehler vs. Loyola (Chi.) | 12/6/75 |
| | 17 | Nigel Hayes vs. Indiana | 1/26/16 |
| 3. | 16 | Devin Harris vs. Ohio State | 2/14/04 |
| | 16 | Jordan Taylor vs. Illinois | 1/15/11 |
| 5. | 15 | Paul Morrow at Michigan | 2/21/53 |
| | 15 | Bill Pearson at Northwestern | 2/18/78 |
| | 15 | Michael Finley vs. Michigan | 2/11/95 |
| | 15 | Paul Grant vs. Iowa | 2/26/97 |
| | 15 | Alando Tucker vs. Bucknell | 3/20/05 |

FREE THROW ATTEMPTS

| | | | |
|----|----|--------------------------------|---------|
| 1. | 24 | Paul Morrow at Michigan | 2/21/53 |
| 2. | 23 | Dale Koehler vs. Loyola (Chi.) | 12/6/75 |
| 3. | 22 | Nigel Hayes vs. Indiana | 1/26/16 |
| 4. | 19 | Joe Franklin vs. Michigan | 1/10/67 |
| | 19 | Willie Simms vs. Minnesota | 1/7/91 |
| | 19 | Ethan Happ vs. Nebraska | 1/29/18 |

FREE THROW PERCENTAGE

(min. 10 attempts)

| | | | |
|----|-------|--------------------------------|---------|
| 1. | 1.000 | Paul Grant (15-15) vs. Iowa | 2/26/97 |
| | 1.000 | Rick Olson (14-14) vs. Purdue | 2/13/86 |
| | 1.000 | Sean Mason (13-13) at Ohio St. | 1/3/98 |
| | 1.000 | Seven players tied at 12-12 | |
| | 1.000 | Six players tied at 11-11 | |
| | 1.000 | Seven players tied at 10-10 | |

ASSISTS

| | | | |
|----|----|--------------------------------|----------|
| 1. | 13 | Wes Matthews vs. Army | 12/30/79 |
| | 13 | Tracy Webster vs. Michigan | 2/26/92 |
| 3. | 12 | Tracy Webster vs. Coastal Car. | 12/7/92 |
| | 12 | Mike Kelley vs. Maryland | 11/29/00 |
| | 12 | Ethan Happ vs. Coppin St. | 11/7/18 |
| 6. | 11 | Dick Cable vs. California | 12/26/52 |
| | 11 | Jim Smith at Northwestern | 2/19/77 |
| | 11 | Joe Chernelich vs. Canisius | 12/3/77 |
| | 11 | Wes Matthews at N'western | 2/24/79 |
| | 11 | Mike Heineman vs. N'western | 3/9/85 |

STEALS

| | | | |
|----|----|---|----------|
| 1. | 10 | Michael Finley vs. Purdue | 2/13/93 |
| | 10 | Mike Kelley vs. Texas | 12/7/99 |
| 3. | 9 | Mike Heineman vs. Morgan St. | 11/25/84 |
| 4. | 8 | Mike Kelley at Illinois State | 12/5/98 |
| 5. | 6 | Eight players tied, MR: Ethan Happ vs. Illinois, 2/21/16 | |

BLOCKED SHOTS

| | | | |
|----|---|------------------------------|----------|
| 1. | 9 | Brad Sellers vs. Toledo | 11/29/82 |
| | 9 | Nate Reuvers vs. Stanford | 11/21/18 |
| | 9 | Nate Reuvers vs. E. Illinois | 11/8/19 |
| 4. | 8 | Kim Hughes vs. Rollins | 12/1/73 |

| | | | |
|----|---|------------------------------|----------|
| 5. | 7 | Brad Sellers vs. Minnesota | 1/21/82 |
| | 7 | Brad Sellers vs. Ball State | 12/8/82 |
| | 7 | Jared Berggren vs. Montana | 3/15/12 |
| | 7 | Jared Berggren vs. Iowa | 2/6/13 |
| | 7 | Frank Kaminsky vs. Green Bay | 11/19/14 |

MINUTES PLAYED

| | | | |
|----|----|---------------------------------|---------|
| 1. | 53 | Tom Molaski vs. Indiana | 2/16/87 |
| 2. | 51 | Joe Chernelich vs. Michigan St. | 1/29/77 |
| 3. | 50 | Mike Heineman vs. Indiana | 2/16/87 |
| | 50 | Bob Falk vs. Michigan State | 1/29/77 |
| 5. | 46 | Trent Jackson vs. Indiana | 2/16/87 |

TRIPLE-DOUBLES

POINTS, REBOUNDS & ASSISTS

| | | | |
|---------------------------|-----|-----------------|---------|
| Josh Gasser at N'western | ... | (10, 12, 10)... | 1/23/11 |
| Ethan Happ vs. Coppin St. | ... | (10, 11, 12)... | 11/7/18 |
| Ethan Happ vs. N'western | ... | (13, 12, 11)... | 1/26/19 |

DOUBLE-DOUBLES

POINTS & REBOUNDS (CAREER)

| Player | Years | No. |
|------------------|---------|-----|
| Ethan Happ | 2016-19 | 52 |
| Joe Franklin | 1966-68 | 47 |
| Kim Hughes | 1972-74 | 39 |
| Claude Gregory | 1978-81 | 32 |
| Dale Koehler | 1973-76 | 31 |
| Jack Brens | 1962-64 | 27 |
| Rashard Griffith | 1994-95 | 24 |
| Paul Morrow | 1952-54 | 23 |
| Joe Chernelich | 1977-80 | 22 |

POINTS & REBOUNDS (SEASON)

| Player | Season | No. |
|------------------|---------|-----|
| Joe Franklin | 1967-68 | 21 |
| Ethan Happ | 2018-19 | 21 |
| Kim Hughes | 1972-73 | 16 |
| Joe Franklin | 1966-67 | 16 |
| Jack Brens | 1962-63 | 16 |
| Rashard Griffith | 1994-95 | 15 |
| Dale Koehler | 1975-76 | 15 |
| James Gregory | 1976-77 | 14 |
| Frank Kaminsky | 2014-15 | 14 |
| Kim Hughes | 1973-74 | 13 |

POINTS & STEALS (SINGLE GAME)

| | | |
|-----------------------------------|-----|---------|
| Michael Finley vs. Purdue (33-10) | ... | 2/13/93 |
|-----------------------------------|-----|---------|

POINTS & ASSISTS (SINGLE GAME)

| | | |
|--|-----|----------|
| James Smith at Northwestern (10-11) | ... | 2/19/77 |
| Wes Matthews at Northwestern (23-11) | ... | 2/24/79 |
| Dan Hastings vs. Michigan St. (14-10) | ... | 3/3/79 |
| Wes Matthews vs. Army (18-13) | ... | 12/30/79 |
| Willie Simms vs. Ohio State (14-10) | ... | 2/14/91 |
| Tracy Webster vs. Coastal Car. (20-12) | ... | 12/7/91 |
| Tracy Webster vs. Illinois (33-10) | ... | 2/20/92 |
| Tracy Webster vs. Michigan (10-13) | ... | 2/26/92 |
| Tracy Webster vs. Detroit (22-10) | ... | 12/23/92 |
| Tracy Webster vs. Northwestern (27-10) | ... | 2/3/93 |
| Tracy Webster vs. Milwaukee (17-10) | ... | 11/27/93 |
| Tracy Webster at Loyola-Mrymnt (12-10) | ... | 12/4/93 |
| Josh Gasser at Northwestern (10-10) | ... | 1/23/11 |
| Jordan Taylor vs. Green Bay (15-10) | ... | 12/7/11 |
| Ethan Happ vs. Coppin State (10-12) | ... | 11/7/18 |
| Ethan Happ vs. Northwestern (13-11) | ... | 1/26/19 |

REBOUNDS & ASSISTS (SINGLE GAME)

| | | |
|--|-----|----------|
| Josh Gasser at N'western (10, 12, 10) | ... | 1/23/11 |
| Nigel Hayes vs. Syracuse (11-10) | ... | 11/29/16 |
| Ethan Happ vs. Coppin State (10, 11, 12) | ... | 11/7/18 |
| Ethan Happ vs. Northwestern (12-11) | ... | 1/26/19 |

AVG. DOUBLE-DOUBLE FOR ENTIRE SEASON

| Player | Season | Pts. | Reb. |
|------------------|---------|------|------|
| Ethan Happ | 2018-19 | 17.3 | 10.1 |
| Rashard Griffith | 1994-95 | 17.2 | 10.8 |
| James Gregory | 1976-77 | 15.9 | 10.0 |
| Dale Koehler | 1975-76 | 19.4 | 10.1 |
| Dale Koehler | 1974-75 | 18.2 | 10.1 |
| Kim Hughes | 1973-74 | 15.3 | 11.1 |
| Kim Hughes | 1972-73 | 13.8 | 12.5 |
| Glen Richgels | 1970-71 | 12.1 | 10.6 |
| Al Henry | 1969-70 | 15.0 | 11.0 |
| Joe Franklin | 1967-68 | 22.7 | 13.9 |
| Joe Franklin | 1966-67 | 16.1 | 12.0 |
| Jack Brens | 1962-63 | 17.8 | 12.8 |
| Tom Gwyn | 1962-63 | 10.9 | 11.1 |
| Paul Morrow | 1951-52 | 12.5 | 13.2 |
| Jim Clinton | 1950-51 | 12.2 | 15.6 |
| Ab Nicholas | 1950-51 | 16.6 | 11.3 |

FRESHMAN (SEASON)

GAMES PLAYED

- 38 Nigel Hayes, 2014
- 37 Bronson Koenig, 2014
- 37 D'Mitrik Trice, 2017
- 35 Frank Kaminsky, 2012
- 35 Sam Dekker, 2013
- 35 Ethan Happ, 2016
- 34 Kirk Penney, 2000
- 34 Josh Gasser, 2011
- 34 Khalil Iverson, 2016
- 34 Kobe King, 2019
- 11. 33 Chucky Hepburn, 2022**

GAMES STARTED

- 35 Ethan Happ, 2016
- 2. 33 Chucky Hepburn, 2022**
- 32 Sam Okey, 1996
- 32 Devin Harris, 2002
- 30 Josh Gasser, 2011
- 29 Mike Kelley, 1998
- 29 Brad Davison, 2018
- 28 Rick Olson, 1983
- 28 Michael Finley, 1992

MINUTES PLAYED

- 1,094 Devin Harris, 2002
- 1,028 Brad Davison, 2018
- 1,024 Sam Okey, 1996
- 1,022 Chucky Hepburn, 2022**
- 1,016 Alando Tucker, 2003
- 982 Ethan Happ, 2016
- 979 Rick Olson, 1983
- 964 Brad Sellers, 1982

POINTS

- 434 Ethan Happ, 2016
- 429 James Gregory, 1977
- 423 Sam Okey, 1996
- 398 Brad Davison, 2018
- 394 Devin Harris, 2002
- 385 Alando Tucker, 2003
- 381 Michael Finley, 1992

SCORING AVERAGE

- 15.9 James Gregory, 1977
- 14.5 Wes Matthews, 1978
- 14.0 Brad Sellers, 1982
- 13.9 Rashard Griffith, 1994
- 13.5 Cory Blackwell, 1982

FIELD GOALS

- 167 Brad Sellers, 1982
- 166 James Gregory, 1977
- 163 Ethan Happ, 2016
- 151 Sam Okey, 1996
- 147 Cory Blackwell, 1982

FIELD GOAL ATTEMPTS

- 403 James Gregory, 1977
- 351 Brad Sellers, 1982
- 343 Sam Okey, 1996
- 330 Cory Blackwell, 1982
- 326 Rick Olson, 1983

FIELD GOAL PERCENTAGE

(min. 100 attempts)

- .570 Al Rudd (81-142), 1976
- .558 Danny Jones (101-181), 1987
- .538 Rashard Griffith (127-236), '94
- .538 Ethan Happ (163-303), 2016
- .537 Joe Chernelich (122-227), '77

3-POINT FIELD GOALS

- 60 Brad Davison, 2018
- 59 Devin Harris, 2002
- 50 Sam Dekker, 2013
- 49 Jeremy Hall, 1996
- 45 Aleem Ford, 2018
- 41 Tim Locum, 1988
- 39 Chucky Hepburn, 2022**
- 38 D'Mitrik Trice, 2017
- 35 Hennssy Auriantal, 1996

3-POINT FIELD GOAL ATTEMPTS

- 169 Brad Davison, 2018
- 161 Devin Harris, 2002
- 132 Jeremy Hall, 1996
- 128 Sam Dekker, 2013
- 112 Chucky Hepburn, 2022**
- 110 Aleem Ford, 2018
- 93 Tim Locum, 1988
- 91 D'Mitrik Trice, 2017
- 88 Hennssy Auriantal, 1996

3-POINT FIELD GOAL PCT.

(min. 60 attempts)

- .441 Tim Locum (41-93), 1988
- .418 D'Mitrik Trice (38-91), 2017
- .409 Aleem Ford (45-110), 2018
- .398 Hennssy Auriantal (35-88), '96
- .391 Sam Dekker (50-128), 2013
- .371 Jeremy Hall (49-132), 1996
- .366 Devin Harris (59-161), 2002
- .365 Jason Bohannon (27-74), 2007

FREE THROWS

- 108 Ethan Happ, 2016
- 101 Devin Harris, 2002
- 100 Sam Okey, 1996
- 97 James Gregory, 1977
- 96 Nigel Hayes, 2014
- 95 Michael Finley, 1991
- 94 Rashard Griffith, 1994

FREE THROW ATTEMPTS

- 168 Ethan Happ, 2016
- 164 Nigel Hayes, 2014
- 162 Rashard Griffith, 1994
- 142 Sam Okey, 1996
- 139 James Gregory, 1977
- 130 Devin Harris, 2002
- 130 Alando Tucker, 2003

FREE THROW PERCENTAGE

(min. 50 made)

- .818 Brad Davison (90-110), '18
- .777 Devin Harris (101-130), '02
- .756 Mike Wilkinson (93-123), '02
- .742 Michael Finley (95-128), '92
- .707 Claude Gregory (70-99), '78
- .704 Sam Okey (100-142), '96

REBOUNDS

- 278 Ethan Happ, 2016
- 270 James Gregory, 1977
- 254 Brad Sellers, 1982
- 238 Joe Chernelich, 1977
- 218 Sam Okey, 1996
- 212 Rashard Griffith, 1994

REBOUNDING AVERAGE

- 10.0 James Gregory, 1977
- 9.4 Brad Sellers, 1982
- 8.8 Joe Chernelich, 1977
- 8.5 Rashard Griffith, 1994
- 7.9 Ethan Happ, 2016
- 6.8 Sam Okey, 1996

ASSISTS

- 100 Sam Okey, 1996
- 93 Arnold Gaines, 1977
- 93 Carl Golston, 1982
- 85 Michael Finley, 1992
- 83 Rick Olson, 1983
- 83 Brad Davison, 2018
- 77 Chucky Hepburn, 2022**

BLOCKED SHOTS

- 66 Rashard Griffith, 1994
- 52 Brad Sellers, 1982
- 42 Sam Okey, 1996
- 32 Ethan Happ, 2016
- 26 Nate Reuvers, 2018
- 24 Michael Finley, 1992
- 21 Claude Gregory, 1978

STEALS

- 63 Ethan Happ, 2016
- 58 Mike Kelley, 1998
- 43 Hennssy Auriantal, 1996
- 43 Devin Harris, 2002
- 40 Mike Wilkinson, 2002
- 40 Brad Davison, 2018
- 36 Chucky Hepburn, 2022**
- 35 Sam Okey, 1996
- 34 Johnny Davis, 2021

FRESHMEN DEBUTS

(Top freshmen performances in the first game of the season; non-starters in italics)

MOST POINTS

| Pts. | Player | Opponent | Date |
|------|------------------|----------------------|----------|
| 27 | Rashard Griffith | UW-Milwaukee | 11/27/93 |
| 21 | Josh Gasser | Prairie View A&M | 11/14/10 |
| 20 | Devin Harris | UNLV | 11/17/01 |
| 16 | Brian Colbert | Ohio University | 11/30/74 |
| 16 | Cory Blackwell | Illinois-Chicago | 12/4/81 |
| 15 | Carl Golston | Illinois-Chicago | 12/4/81 |
| 15 | Michael Finley | Loyola-Chicago | 11/23/91 |
| 13 | Chucky Hepburn | St. Francis Brooklyn | 11/09/21 |

MOST REBOUNDS

| Reb. | Player | Opponent | Date |
|------|------------------|-------------------|----------|
| 15 | Larry Petty | UW-Milwaukee | 12/1/77 |
| 12 | Rashard Griffith | Wright State | 11/27/93 |
| 11 | Al Rudd | DePauw | 11/29/75 |
| 10 | James Gregory | at Kentucky | 11/27/76 |
| 9 | Robert Barnes | vs. Morgan State | 11/25/84 |
| 9 | Otto McDuffie | at Loyola-Chicago | 12/1/92 |
| 9 | Josh Gasser | Prairie View A&M | 11/14/10 |

MOST ASSISTS

| Ast. | Player | Opponent | Date |
|------|------------------|------------------|----------|
| 8 | Brian Colbert | Ohio University | 11/30/74 |
| 6 | Rick Olson | Washington State | 11/27/82 |
| 6 | Rashard Griffith | Wright State | 11/27/93 |
| 5 | Carl Golston | Illinois-Chicago | 12/4/81 |
| 4 | James Smith III | DePauw | 11/29/75 |

FRESHMEN STARTERS IN SEASON OPENERS

(From 1972-73 through 2015-16; total of 21 starters)

| Date | Player | Opponent | Min. | Pts. | Reb. | Asst. |
|---------------|------------------|------------------------|------|------|------|-------|
| Nov. 9, 2022 | Chucky Hepburn | St. Francis Brooklyn | 23 | 13 | 1 | 1 |
| Nov. 13, 2015 | Ethan Happ | Western Illinois | 19 | 4 | 6 | 0 |
| Nov. 11, 2012 | George Marshall | Southeastern Louisiana | 28 | 5 | 2 | 2 |
| Nov. 17, 2001 | Devin Harris | UNLV | 35 | 20 | 1 | 2 |
| Nov. 14, 1997 | Mike Kelley | Marquette | 31 | 1 | 6 | 3 |
| Nov. 20, 1995 | Sam Okey | Villanova* | 36 | 12 | 6 | 3 |
| Nov. 27, 1993 | Rashard Griffith | Wright State | 32 | 27 | 12 | 6 |
| Nov. 23, 1991 | Michael Finley | Loyola (Ill.) | 21 | 15 | 0 | 3 |
| Nov. 24, 1990 | Carlton McGee | at Oregon | 15 | 2 | 1 | 3 |
| Nov. 28, 1986 | Kurt Portmann | Nebraska-Omaha | NA | 5 | 2 | 2 |
| Nov. 22, 1985 | Darin Schubring | at South Carolina | 19 | 0 | 4 | 1 |
| Nov. 27, 1982 | Rick Olson | Washington State | 39 | 14 | 1 | 6 |
| Dec. 4, 1981 | Brad Sellers | Illinois-Chicago | 31 | 10 | 7 | 1 |
| | Cory Blackwell | | 37 | 16 | 4 | 3 |
| | Carl Golston | | 40 | 15 | 3 | 5 |
| Dec. 1, 1977 | Wes Matthews | UW-Milwaukee | 25 | 6 | 6 | 1 |
| | Larry Petty | | 28 | 6 | 15 | 0 |
| Nov. 27, 1976 | James Gregory | at Kentucky | 28 | 7 | 10 | 0 |
| | Joe Chnelich | | 21 | 12 | 5 | 1 |
| | Arnold Gaines | | 36 | 7 | 3 | 2 |
| Nov. 29, 1975 | James Smith III | DePauw | 17 | 8 | 0 | 4 |
| Nov. 30, 1974 | Brian Colbert | Ohio University | 40 | 16 | 3 | 8 |

*Maui Invitational

OPPONENT RECORDS

Individual

POINTS

- 50 Terry Dischinger (PUR), 1/27/62
- 47 Bill Bradley (Princeton), 12/21/63
- 47 Lynn Greer (Temple), 12/3/01

FIELD GOALS

- 18 Bill Bradley (Princeton), 12/21/63
- 18 Scott Skiles (Mich. St.), 1/30/86
- 18 Lynn Greer (Temple), 12/3/01

FIELD GOAL ATTEMPTS

- 42 Pete Maravich (LSU), 12/15/67
- 42 Oliver Shannon (Minn.), 3/6/71

FIELD GOAL PCT. (min. 10 att.)

- 1.000 (10-10), 2x MR Erik Murphy (Florida), 11/14/12

3-POINT FIELD GOALS

- 8 Shawn Respert (MSU), 3/11/95

3-POINT FIELD GOAL ATTEMPTS

- 17 Shawn Respert (MSU), 3/11/95

3-POINT FG PCT. (min. 6 att.)

- 1.000 (7-7), Glen Rice (Mich.), 2/25/89
- 1.000 (6-6), Doug Altenberger (Illinois), 2/7/87
- 1.000 (6-6), Cassius Winston (MSU), 2/25/18

FREE THROWS

- 17 Dennis Hopson (OSU), 2/12/87
- 17 Geno Carlisle (NW), 2/21/96
- 17 Demetri McCamey (ILL), 1/15/11

FREE THROW ATTEMPTS

- 22 Dennis Hopson (OSU), 2/12/87

FREE THROW PCT. (min. 10 att.)

- 1.000, many times MR: 11-11, Jason Calliste (Oregon), 3/22/14

REBOUNDS

- 30 Chuck Darling (Iowa), 3/3/52

ASSISTS

- 16 Arriel McDonald (MN), 1/12/94

BLOCKED SHOTS

- 9 Acie Earl (Iowa), 1/29/92

STEALS

- 8 Darryl Mitchell (MN), 1/8/81
- 8 Brent Carmichael (N. Iowa), 12/1/82
- 8 Brett Etherington (Butler), 12/15/90

MINUTES PLAYED

- 55 Terry Donnelly (Mich. St.), 1/29/77
- 55 Steve Alford (IND), 2/16/87

FIELD GOAL PERCENTAGE

- .702 (33-47), Indiana, 2/24/01

FG PERCENTAGE IN A HALF

- .818 (18-22), 2nd, MSU, 2/24/68

3-POINT FIELD GOALS

- 15 Winthrop, 12/4/06

3-POINT FIELD GOAL ATTEMPTS

- 39 Savannah State, 12/13/18

3-POINT FG PCT. (min 8 att.)

- .933 (14-15), Ohio State, 3/6/11

FREE THROWS

- 40 Iowa, 1/21/95

FREE THROW ATTEMPTS

- 52 Iowa, 1/21/95

FREE THROW PCT. (min. 12 att.)

- 1.000, many (Best: 25-25, Purdue, 2/7/76)

Team

POINTS

- 120 Michigan (102), 2/12/66

POINTS IN A HALF

- 63 Kentucky, 2nd, 12/20/63

FIELD GOALS

- 49 Michigan, 2/12/66

FIELD GOAL ATTEMPTS

- 108 Minnesota, 3/6/71

REBOUNDS

- 83 Michigan State, 3/2/59

ASSISTS

- 33 UCLA, 11/25/72

FEWEST TURNOVERS

- 3 Purdue, 1/12/12
- Northwestern, 2/23/19

BLOCKED SHOTS

- 13 Georgia, 12/28/74

STEALS

- 20 Indiana, 1/31/76

MOST POINTS/INDIVIDUAL

- 50 Terry Dischinger (Purdue), 1/27/62
- 47 Bill Bradley (Princeton), 12/21/63
- 47 Lynn Greer (Temple), 12/3/01
- 44 Jimmy Rayl (Indiana), 2/12/62
- 44 Henry Wilmore (Michigan), 1/9/71
- 44 Tony Smith (Marquette), 2/19/90
- 42 Pete Maravich (LSU), 12/15/67
- 42 Oliver Shannon (Minnesota), 3/6/71
- 42 Glenn Robinson (Purdue), 2/13/93
- 41 Scott May (Indiana), 2/26/76
- 40 Gary Bradds (Ohio State), 2/15/64
- 40 Rick Mount (Purdue), 1/9/68

MOST POINTS/TEAM

- 120 at Michigan (102), 2/12/66
- 119 at Iowa (100), 2/10/70
- 114 at Indiana (61), 1/31/76
- 111 at Minnesota (92), 2/1/64
- 109 vs. Minnesota (78), 2/12/94
- 109 vs. Missouri (96), 3/19/94
- 108 at Kentucky (85), 12/20/63
- 108 at Indiana (82), 2/24/64
- 107 at Purdue (80), 2/16/74
- 107 at Michigan (86), 2/2/76

KOHL CENTER RECORDS (UW GAMES)

Wisconsin Highs

POINTS

103 vs. North Dakota, 11/19/13
 101 vs. Savannah State, 12/13/18
 99 vs. P. View A&M, 11/14/10
 98 vs. Gardner-Webb, 12/27/06
 95 vs. Prairie View A&M, 11/27/16
Big Ten: 94 vs. Ohio State, 2/6/02

FIELD GOALS MADE

37 vs. Savannah State, 12/13/18
 36 vs. Ohio State, 1/12/17
 35 vs. North Dakota, 11/19/13
 vs. Gardner-Webb, 12/27/06
 vs. SIU-Edwardsv., 11/18/08
Big Ten: 36 vs. Ohio State, 1/12/17

FIELD GOAL ATTEMPTS

76 vs. Western Car., 12/27/04
 73 vs. Ohio State, 1/12/17
 72 vs. North Dakota St., 1/21/06
 71 vs. Iowa, 2/6/13
 70 vs. Rhode Island, 12/3/99
 vs. Iowa, 2/18/21
Big Ten: 73 vs. Ohio State, 1/12/17

FIELD GOAL PERCENTAGE

.638 (30-47) vs. Penn St., 12/31/14
 .623 (33-53) vs. Southern, 11/19/06
 .620 (31-50) vs. N. Dakota, 11/16/10
 .608 (31-51) vs. Cal Poly, 12/16/09
 .607 (34-56) vs. Penn St., 2/1/03
Big Ten: .638 vs. Penn St., 12/31/14

3-POINT FIELD GOALS

18 vs. Nebraska, 1/21/20
 17 vs. Coppin State, 12/23/10
 16 vs. Presbyterian, 11/20/12
 16 vs. Savannah State, 12/13/18
 vs. Louisville, 12/19/20
Big Ten: 18 vs. Nebraska, 1/21/20

3-POINT FIELD GOAL ATTEMPTS

40 vs. Temple, 12/3/01
 38 vs. Coppin State, 12/23/10
 37 vs. Presbyterian, 11/20/12
 34 vs. Penn State, 1/25/06
 vs. Savannah State, 12/13/18
 vs. Nebraska, 1/21/20
 vs. Iowa, 2/18/21
Big Ten: 3x, MR: 34 vs. Iowa, 2/18/21

3-PT. FG PCT. (min. 5 att.)

.706 (12-17) vs. Michigan, 2/16/00
 .684 (13-19) vs. Michigan, 2/27/02
 .647 (11-17) vs. Michigan St., 2/6/11
 .640 (16-25) vs. Louisville, 12/19/20
 .611 (11-18) vs. Purdue, 1/27/09
 (11-18) vs. Nebraska, 2/10/16
Big Ten: .706 (12-17) vs. Michigan, 2/16/00

FREE THROWS MADE

36 vs. Ohio State, 2/6/02
 34 vs. Eastern Illinois, 11/25/03
 vs. Illinois, 1/15/11
 32 vs. Ohio State, 2/14/04
 31 vs. Pittsburgh, 2/16/06
 vs. Miss. Valley St., 12/23/11
Big Ten: 36 vs. Ohio State, 2/6/02

FREE THROW ATTEMPTS

46 vs. Ohio State, 2/6/02
 44 vs. Pittsburgh, 12/16/06
 vs. Miss. Valley St., 12/23/11
 42 vs. Marquette, 12/23/99
 41 vs. Eastern Illinois, 11/25/03
 vs. Illinois, 1/15/11
Big Ten: 46 vs. Ohio State, 2/6/02

FREE THROW PCT. (min. 10 att.)

1.000 (15-15) vs. Nebraska, 12/22/20
 .962 (25-26) vs. Mich. St., 2/6/11
 .950 (19-20) vs. Purdue, 2/18/20
 .944 (17-18) vs. Minn., 12/28/10
 .941 (16-17) vs. Indiana, 1/20/11
Big Ten: 1.000 (15-15) vs. Nebraska, 12/22/20

OFFENSIVE REBOUNDS

24 vs. P. View A&M, 11/14/10
 22 vs. UNC-Greens., 12/23/04
 vs. North Dakota St., 1/21/06
 21 vs. Winthrop, 12/4/06
 vs. Western Illinois, 11/13/15
 vs. Ohio State, 1/12/17
Big Ten: 21 vs. Ohio State, 1/12/17

TOTAL REBOUNDS

54 vs. Cornell, 11/18/12
 53 vs. Western Car., 12/27/04
 vs. Florida A&M, 12/23/16
 52 vs. Rhode Island, 12/3/99
 51 vs. Savannah State, 11/15/07
 vs. P. View A&M, 11/14/10
Big Ten: 44 vs. Ohio State, 1/12/17
and vs. Maryland, 2/19/17

PERSONAL FOULS

5 vs. Northwestern, 2/3/07
 vs. Savannah State, 12/13/18
 6 vs. Penn State, 2/17/07
 7 vs. Penn State, 3/5/08
 vs. South Dakota, 12/4/10
 vs. Nebraska, 1/15/12
 vs. Indiana, 2/25/14
 vs. Minnesota, 2/21/15
Big Ten: 5 vs. Northwestern, 2/3/07

ASSISTS

28 vs. Savannah State, 12/13/18
 24 vs. Presbyterian, 11/20/12
 vs. Florida A&M, 11/16/07
 vs. Green Bay, 11/21/19
 23 vs. Coastal Car., 11/26/05
 vs. Kennesaw St., 11/12/11
 vs. Florida A&M, 12/23/16
 vs. Nebraska, 1/21/20
Big Ten: 23 vs. Nebraska, 1/21/20

TURNOVERS

1 vs. Michigan State, 2/28/08
 vs. Iowa, 1/20/15
 2 vs. Minnesota, 12/28/10
 vs. P. View A&M, 12/28/13
 4 vs. Penn State, 1/3/09
 vs. Illinois, 2/15/15
 vs. Western Illinois, 11/13/15
 vs. Michigan State, 2/25/18
 vs. Loyola, 12/15/20
Big Ten: 1 vs. Michigan St., 2/28/08

BLOCKS

12 vs. Eastern Illinois, 11/8/19
 11 vs. IPFW, 11/15/09
 10 vs. Illinois, 1/19/18
 vs. Eastern Illinois, 11/25/20
 9 vs. Savannah State, 11/15/07
 vs. Penn State, 1/24/10
 vs. Minnesota, 12/28/10
 vs. Cornell, 11/18/12
 vs. Buffalo, 12/28/14
 vs. Minnesota, 2/21/15
Big Ten: 10 vs. Illinois, 1/19/18

STEALS

16 vs. New Hampshire, 12/11/02
 vs. California, 12/2/12
 15 vs. Minnesota, 1/22/00
 14 vs. IPFW, 11/11/07
 13 vs. Northwestern, 2/10/99
 vs. Green Bay, 12/14/16
 vs. Illinois, 2/27/21
Big Ten: 15 vs. Minnesota, 1/22/00

Wisconsin Lows

POINTS

- 39 vs. Michigan, 2/27/99
 - 44 vs. Michigan State, 2/12/00
vs. Butler, 1/30/01
 - 45 vs. Minnesota, 1/26/13
 - 47 vs. Illinois, 2/7/98
vs. Michigan State, 2/21/98
- Big Ten: 39 vs. Michigan, 2/27/99*

FIELD GOALS MADE

- 12 vs. Michigan State, 2/21/98
vs. Minnesota, 2/28/12
 - 13 vs. Pepperdine, 12/12/98
 - 14 vs. Milwaukee, 12/16/00
vs. Michigan State, 3/3/07
- Big Ten: 12 vs. Michigan State, 2/21/98 vs. Minnesota, 2/28/12*

FIELD GOAL ATTEMPTS

- 35 vs. Milwaukee, 12/16/00
vs. Northwestern, 1/19/08
 - 38 vs. Ball State, 11/20/99
vs. Xavier, 12/2/00
vs. Butler, 1/30/01
- Big Ten: 35 vs. Northwestern, 1/19/08*

FIELD GOAL PERCENTAGE

- .222 vs. North Dakota St., 1/21/06
 - .263 vs. Northwestern, 1/29/14
 - .296 vs. Michigan State, 1/22/13
 - .300 vs. Iowa, 2/18/21
 - .302 vs. Ohio State, 2/25/98
vs. Pepperdine, 12/12/98
- Big Ten: .263 vs. Northwestern, 1/22/13*

3-POINT FIELD GOALS

- 1 vs. Illinois, 2/7/98
vs. Marquette, 12/20/03
 - 2 6 times, MR: vs. Maryland, 2/19/17
- Big Ten: 1 vs. Illinois, 2/7/98*

3-POINT FIELD GOAL ATTEMPTS

- 6 vs. Michigan, 1/24/07
 - 7 vs. Milwaukee, 12/16/00
vs. Penn State, 1/26/02
 - 8 vs. Ball State, 11/20/99
vs. Delaware State, 11/21/06
vs. Milwaukee, 12/13/06
vs. Savannah St., 12/15/11
- Big Ten: 6 vs. Michigan, 1/24/07*

3-PT. FG PCT. (min. 5 att.)

- .063 (1-16) vs. Illinois, 2/7/98
 - .083 (1-12) vs. Marquette, 12/20/03
 - .107 (3-28) vs. Iowa, 12/31/11
 - .111 (2-18) vs. Nebraska, 1/15/12
 - .133 (2-15) vs. Pepperdine, 12/12/98
(2-15) vs. Milwaukee, 12/15/05
- Big Ten: .063 (1-16) vs. Illinois, 2/7/98*

FREE THROWS MADE

- 1 vs. Marquette, 12/12/15
 - 2 vs. Green Bay, 12/8/99
vs. Coppin State, 12/20/08
vs. Michigan State, 2/2/10
 - 3 vs. Iowa, 1/5/06
vs. Ohio State, 2/4/12
- Big Ten: 2 vs. Michigan State, 2/2/10*

FREE THROW ATTEMPTS

- 2 vs. Coppin State, 12/20/08
 - 3 vs. Ohio State, 2/4/12
 - 4 vs. Michigan State, 2/2/10
vs. Wofford, 11/19/11
vs. Marquette, 21/12/15
- Big Ten: 3 vs. Ohio State, 2/4/12*

FREE THROW PCT. (min. 10 att.)

- .286 (4-14) vs. Colgate, 11/16/11
 - .333 (4-12) vs. No. Illinois, 12/2/98
(5-15) vs. Ohio State, 1/12/17
 - .375 (6-16) vs. Butler, 1/30/01
 - .389 (7-18) vs. Mich. St., 1/22/13
- Big Ten: .333 (5-15) vs. Ohio State, 1/12/17*

OFFENSIVE REBOUNDS

- 1 vs. Iowa, 1/29/00
vs. Indiana, 1/4/01
 - 3 vs. Iowa, 1/16/01
vs. Michigan State, 2/9/14
vs. Minnesota, 2/13/14
vs. Indiana, 2/3/15
- Big Ten: 1 vs. Iowa, 1/29/00 and vs. Indiana, 1/4/01*

TOTAL REBOUNDS

- 18 vs. Ohio State, 12/2/17
 - 21 vs. Iowa, 1/29/00
vs. Iowa, 1/22/03
vs. Purdue, 1/7/15
 - 22 vs. Green Bay, 12/8/99
vs. Michigan State, 1/27/01
vs. Indiana, 2/3/15
- Big Ten: 18 vs. Ohio State, 12/2/17*

PERSONAL FOULS

- 25 vs. Iowa, 2/3/98
vs. Xavier, 12/2/00
vs. Ohio State, 2/6/02
vs. Indiana, 2/8/06
 - 24 vs. Indiana, 1/25/98
vs. Illinois, 1/15/11
vs. Nebraska, 1/29/18
- Big Ten: 25, 3 times, MR: vs. Iowa, 2/3/98*

ASSISTS

- 4 vs. North Dakota St., 1/21/06
 - 5 vs. Illinois, 2/7/98
vs. Iowa, 2/9/05
vs. Michigan State, 3/3/07
vs. Michigan State, 1/3/12
vs. Nebraska, 1/15/12
vs. Indiana, 1/26/16
vs. Illinois, 1/8/20
- Big Ten: 5, 6 times, MR: vs. Illinois, 1/8/20*

TURNOVERS

- 26 vs. Green Bay, 12/23/15
 - 20 vs. Xavier, 12/2/00
vs. Valparaiso, 12/22/07
 - 18 vs. Florida State, 11/28/06
vs. Marquette, 12/8/07
vs. Purdue, 2/9/08
vs. Minnesota, 1/15/09
- Big Ten: 18 vs. Purdue, 2/9/08 and vs. Minnesota, 1/15/09*

BLOCKS

- 0 15 times, MR: vs. Indiana, 1/7/21
- Big Ten: 0, 9 times, MR: vs. Indiana, 1/7/21*

STEALS

- 1 13 times, MR: vs. Nebraska, 1/29/18
- Big Ten: 1, 8 times, MR: vs. Nebraska, 1/29/18*

Opponent Highs

POINTS

92 vs. Ohio State, 2/6/02
 90 vs. Wake Forest, 12/4/02
 85 vs. North Dakota, 11/19/13
 83 vs. Ohio State, 12/2/17
 vs. Michigan, 2/11/18
Big Ten: 92 vs. Ohio State, 2/6/02

FIELD GOALS MADE

36 North Dakota, 11/19/13
 33 Wake Forest, 12/4/02
 32 Ohio State, 2/6/02
 UNLV, 12/2/02
 Western Kentucky, 12/13/17
Big Ten: 32 vs. Ohio State, 2/6/02

FIELD GOAL ATTEMPTS

79 vs. Illinois, 1/8/14
 74 vs. Iowa, 2/6/13
 71 vs. Michigan, 2/9/13
 vs. UNLV, 12/7/02
 vs. Green Bay, 12/23/15
Big Ten: 79, Illinois, 1/8/14

FIELD GOAL PERCENTAGE

.660 vs. Ohio State, 12/2/17
 .652 vs. Duke, 12/3/14
 .595 vs. Purdue, 1/27/09
 .574 vs. Marquette, 12/23/99
 .563 vs. Minnesota, 2/4/04
Big Ten: .660 vs. Ohio St., 12/2/17

3-POINT FIELD GOALS

15 vs. Winthrop, 12/4/06
 14 vs. Marquette, 12/9/17
 13 vs. Indiana, 2/3/15
 12 vs. Milwaukee, 12/15/05
 vs. Ohio State, 1/9/07
 vs. Iowa, 2/18/21
Big Ten: 13 vs. Indiana, 2/3/15

3-POINT FIELD GOAL ATTEMPTS

39 vs. Savannah State, 12/13/18
 32 vs. Milwaukee, 12/15/05
 31 vs. Temple, 12/3/01
 vs. Minnesota, 12/31/20
 30 vs. Milwaukee, 12/16/00
 vs. Northwestern, 2/18/01
 vs. Louisiana Tech, 12/28/05
Big Ten: 31 vs. Minnesota, 12/31/20

3-PT. FG PCT. (min. 5 att.)

.778 (7-9) vs. Western Ill., 11/13/15
 .636 (7-11) vs. Boise St., 11/22/14
 (14-22) vs. Marquette, 12/9/17
 .600 (15-25) vs. Winthrop, 12/4/06
 (6-10) vs. Illinois, 1/10/08
 (3-5) vs. Indiana, 3/8/09
*Big Ten: .600 (6-10) vs. Illinois,
 1/10/08 and (3-5) vs. Indiana,
 3/8/09*

FREE THROWS MADE

30 vs. Illinois, 1/15/11
 24 vs. Iowa, 2/3/98
 vs. Ohio State, 2/6/02
 vs. Nebraska, 1/29/18
 21 vs. Minnesota, 2/28/12
Big Ten: 30 vs. Illinois, 1/15/11

FREE THROW ATTEMPTS

36 vs. Illinois, 1/15/11
 34 vs. Iowa, 2/3/98
 32 vs. Ohio State, 2/6/02
 30 vs. Pittsburgh, 12/16/06
 29 vs. Minnesota, 2/28/12
Big Ten: 36 vs. Illinois, 1/15/11

FREE THROW PCT. (min. 10 att.)

1.000 (15-15) vs. E. Illinois, 11/25/20
 (13-13) vs. Mich. St., 1/10/04
 .941 (16-17) vs. Mich. St., 1/6/99
 .938 (15-16) vs. Texas, 12/23/08
 (15-16) vs. Duke, 12/2/09
 (15-16) vs. Ohio St., 2/9/20
*Big Ten: 1.000 (13-13)
 vs. Michigan State, 1/10/04*

OFFENSIVE REBOUNDS

25 vs. Illinois, 1/8/14
 21 vs. Marquette, 12/8/07
 20 vs. Michigan, 1/22/08
 18 vs. Iowa, 2/6/13
 17 vs. Michigan State, 2/12/00
 vs. Texas, 12/23/08
 vs. Illinois, 2/5/09
 vs. Minnesota, 12/28/10
 vs. Rutgers, 12/27/16
Big Ten: 25 vs. Illinois, 1/8/14

TOTAL REBOUNDS

51 vs. Iowa, 2/6/13
 50 vs. Michigan State, 2/12/00
 48 vs. Illinois, 1/8/14
 46 vs. North Dakota St., 1/21/06
 45 vs. Illinois, 2/7/98
Big Ten: 51 vs. Iowa, 2/6/13

PERSONAL FOULS

6 vs. Iowa, 3/3/10
 9 vs. Michigan, 2/27/99
 10 vs. Green Bay, 12/1/20
 vs. Michigan, 2/14/21
 11 vs. Colorado, 11/17/07
 vs. Coppin State, 12/20/08
 vs. Purdue, 12/29/15
Big Ten: 6 vs. Iowa, 3/3/10

ASSISTS

19 vs. Ohio State, 12/2/17
 vs. Indiana, 1/7/21
 18 vs. UNLV, 12/7/02
 vs. Winthrop, 12/4/06
 17 vs. Illinois, 1/25/05
*Big Ten: 19 vs. Ohio State, 12/2/17
 and Indiana, 1/7/21*

TURNOVERS

5 vs. Penn State, 2/19/12
 vs. Nebraska 1/15/15
 vs. Northwestern 2/7/15
 6 vs. Iowa, 2/9/05
 vs. Michigan State, 2/28/08
 vs. Penn State, 1/3/09
 vs. Northwestern, 2/21/10
 vs. Northwestern, 2/27/11
 vs. Bowling Green, 11/21/13
 vs. Green Bay, 11/19/14
 vs. Northwestern, 2/12/17
 vs. Michigan, 2/14/21
*Big Ten: 5 vs. Penn State, 2/19/12;
 vs. Nebraska 1/15/15 and
 vs. Northwestern 2/7/15*

BLOCKS

10 vs. Ohio State, 1/12/17
 9 vs. South Florida, 12/30/00
 8 vs. Michigan, 1/24/07
 vs. Michigan State, 2/25/18
 7 vs. Milwaukee, 2/18/98
 vs. Rhode Island, 12/3/99
 vs. Ohio State, 1/13/00
 vs. Michigan, 1/18/14
 vs. Indiana, 1/7/21
Big Ten: 10, vs. Ohio State, 1/12/17

STEALS

18 vs. Green Bay, 12/23/15
 12 vs. Florida State, 11/28/06
 vs. Fla. International, 12/2/06
 11 vs. Pennsylvania, 11/20/04
 vs. Marquette, 12/8/07
 vs. Oakland, 11/18/09
 vs. California, 12/2/12
*Big Ten: 10, 2 times,
 MR: vs. Illinois, 1/31/06*

Opponent Lows

POINTS

- 29 vs. Loyola, 11/14/98
 31 vs. Kennesaw St., 11/12/11
 vs. UMKC, 11/22/11
 vs. No. Kentucky, 11/14/14
 32 vs. Savannah State, 11/15/07
 33 vs. Northwestern, 1/17/98
 vs. Wofford, 11/19/11
 vs. Savannah State, 12/15/11
Big Ten: 33 vs. Northwestern, 1/17/98

FIELD GOALS MADE

- 10 vs. Kennesaw St., 11/12/11
 11 vs. Green Bay, 12/8/99
 vs. Ohio State, 1/24/01
 vs. Northwestern, 2/18/01
 vs. UMKC, 11/22/11
 vs. Minnesota, 2/28/12
*Big Ten: 11 vs. Ohio State, 1/24/01,
 Northwestern, 2/18/01 and
 Minnesota, 2/28/12*

FIELD GOAL ATTEMPTS

- 35 vs. Green Bay, 12/8/99
 37 vs. Delaware State, 11/21/06
 vs. Indiana, 3/8/09
 38 3 times, MR: vs. OSU, 2/14/09
Big Ten: 37 vs. Indiana, 3/8/09

FIELD GOAL PERCENTAGE

- .208 vs. Northwestern, 2/18/01
 vs. UMKC, 11/22/11
 .233 vs. Kennesaw St., 11/12/11
 .239 vs. Minnesota, 2/28/12
 .245 vs. Savannah State, 11/15/07
 .246 vs. Rider, 12/31/19
Big Ten: .239 vs. Minnesota, 2/28/12

3-POINT FIELD GOALS

- 0 vs. UNC-Greens., 12/23/04
 vs. Savannah State, 12/15/11
 1 vs. Michigan State, 1/6/99
 vs. Texas, 12/7/99
 vs. Iowa, 1/22/03
 vs. Michigan, 2/26/03
 vs. Coppin State, 12/20/08
 vs. Ohio State, 2/4/12
 vs. Bowling Green, 11/21/13
 vs. Milwaukee, 11/24/17
 vs. Illinois, 1/19/18
*Big Ten: 1, 5 times, MR:
 vs. Illinois, 1/19/18*

3-POINT FIELD GOAL ATTEMPTS

- 3 vs. Savannah State, 12/15/11
 5 vs. Indiana, 3/8/09
 vs. Michigan State, 1/3/12
 vs. Purdue, 1/7/15
 vs. Marquette, 12/12/15
*Big Ten: 5 vs. Indiana, 3/8/09; vs.
 MSU, 1/3/12 and Purdue, 1/7/15*

3-PT. FG PCT. (min. 5 att.)

- .000 (0-8) vs. UNC-Greensboro,
 12/23/04
 .067 (1-15) vs. Michigan St., 1/6/99
 .071 (1-14) vs. Michigan, 2/26/03
 (1-14) vs. Illinois, 1/19/18
 .091 (1-11) vs. Milwaukee, 11/24/17
 .100 (1-10) vs. Texas, 12/7/99
 (1-10) vs. Michigan St., 2/28/08
Big Ten: .067 (1-15) vs. MSU, 1/6/99

FREE THROWS MADE

- 0 vs. Northwestern, 2/9/02
 vs. UNC-Wilmington, 12/12/05
 vs. Penn State, 1/3/13
 vs. Minnesota, 2/21/15
 vs. Pra. View A&M, 11/27/16
Big Ten: 0 vs. Penn State, 1/3/13

FREE THROW ATTEMPTS

- 1 vs. UNC-Wilmington, 12/12/05
 vs. Penn State, 1/3/13
 vs. Minnesota, 2/21/15
 2 vs. Northwestern, 2/3/07
 vs. Coppin State, 12/20/08
 vs. Nebraska, 1/15/12
 vs. Savannah State, 12/13/18
*Big Ten: 1 vs. Penn State, 1/3/13 and
 Minnesota, 2/21/15*

FREE THROW PCT. (min. 10 att.)

- .200 (2-10) vs. UMass Lowell,
 12/20/17
 .273 (3-11) vs. Loyola, 11/14/98
 .300 (3-10) vs. Chattanooga,
 11/16/14
 .333 (4-12) vs. Rutgers, 11/29/03
 .357 (5-14) vs. Northwestern,
 1/17/98
*Big Ten: .357 (5-14)
 vs. Northwestern, 1/17/98*

OFFENSIVE REBOUNDS

- 1 vs. Presbyterian, 11/20/12
 2 vs. Michigan, 1/5/11
 vs. Indiana, 1/7/21
 3 16 times; MR:
 vs. Green Bay, 11/22/19
*Big Ten: 2 vs. Michigan, 1/5/11 and
 vs. Indiana, 1/7/21*

TOTAL REBOUNDS

- 16 vs. Delaware State, 11/21/06
 vs. Northwestern, 2/21/10
 vs. P. View A&M, 11/14/10
 18 vs. Winthrop, 12/4/06
 vs. Michigan State, 2/6/11
Big Ten: 16 vs. Northwestern, 2/21/10

PERSONAL FOULS

- 32 vs. Ohio State, 2/6/02
 vs. Ohio State, 2/14/04
 31 vs. Indiana, 1/26/16
 30 vs. Marquette, 12/23/99
 vs. Florida State, 11/28/06
 vs. Valparaiso, 12/22/07
 vs. Northwestern, 1/19/08
 vs. Illinois, 1/15/11
*Big Ten: 32 vs. Ohio State, 2/6/02
 and vs. Ohio State, 2/14/04*

ASSISTS

- 2 vs. Temple, 12/29/99
 vs. Coppin State, 12/23/10
 vs. Kennesaw St., 11/12/11
 vs. Illinois, 1/12/13
 3 vs. Rhode Island, 12/3/99
 vs. Ohio State, 1/24/01
 vs. Southern, 11/19/06
 vs. UMKC, 11/22/11
 vs. Minnesota, 2/28/12
 vs. Illinois, 3/4/12
 vs. Milwaukee, 11/24/17
*Big Ten: 3, vs. Ohio State, 1/24/01,
 vs. Minnesota, 2/28/12
 vs. Illinois, 3/4/12*

TURNOVERS

- 25 vs. New Hampshire, 12/11/02
 vs. Southern, 11/19/06
 24 vs. Milwaukee, 11/16/98
 vs. North Dakota St., 1/21/06
 23 6 times, MR: vs. Cal, 12/2/12
Big Ten: 23 vs. Minnesota, 1/22/00

BLOCKS

- 0 many times, MR: vs.
 Maryland, 1/14/20
*Big Ten: 0, many times,
 MR: vs. Maryland, 1/14/20*

STEALS

- 0 vs. Southern, 11/19/06
 vs. Iowa, 1/20/15
 vs. Western Illinois, 11/13/15
 1 22 times, MR: Minnesota,
 12/31/20
*Big Ten: 1, 14 times,
 MR: vs. Minnesota, 12/31/20*

KOHL CENTER RECORDS (OVERALL)

POINTS

Team — 104 by Kansas vs. Oregon, 3/24/02
 Individual — 47 by Lynn Greer (Temple)
 vs. Wisconsin, 12/3/01

POINTS – BOTH TEAMS

190, Kansas (104) vs. Oregon (86), 3/24/02

POINTS IN A HALF

Team — 69 by Wisconsin vs. Savannah St, 12/13/18
 Individual — 26 by Troy Huff vs.
 North Dakota, 11/19/13 (first half)

LARGEST UW WINNING MARGIN

58 by Wisconsin over Gardner-Webb
 (98-40), 12/27/06

FIELD GOALS MADE

Team — 40 by Kansas vs. Oregon, 3/24/02
 Individual — 18 by Lynn Greer (Temple)
 vs. Wisconsin, 12/3/01

FIELD GOAL ATTEMPTS

Team — 84 by Oregon vs. Kansas, 3/24/02
 Individual — 38 by Lynn Greer (Temple)
 vs. Wisconsin, 12/3/01

FIELD GOAL PERCENTAGE

Team — .660 (31-47) by Ohio State vs. Wisconsin
 (12/2/18)
 Individual (min. 10 att.) — .900 (9-10)
 by James Peters (UNLV) vs. Wisconsin, 12/7/02

3-POINT FIELD GOALS

Team — 18 by Wisconsin vs. Nebraska (1/21/20)
 Individual — 7 (5x) by Boo Davis (UW-Milwaukee)
 vs. UW, 12/15/05; by Johwen Villegas (Fla. Intern.)
 vs. Wisconsin, 12/2/06; by Torrell Martin
 (Winthrop)
 vs. Wisconsin, 12/4/06; by Jason Bohannon
 (Wisconsin) vs. Indiana, 2/13/10;
 by Ben Brust (Wisconsin) vs. UNLV,
 12/10/11

3-POINT FIELD GOAL ATTEMPTS

Team — 40 by Wisconsin vs. Temple, 12/3/01
 Individual — 20 by Devin Harris vs. Temple, 12/3/01

3-POINT FIELD GOAL PCT.

Team (min. 8 att.) — .778 (7-9) by Western Illinois vs.
 Wisconsin, 11/13/15
 Individual (min. 6 att.) — 1.000 (7-7) by Jason
 Bohannon vs. Indiana, 2/13/10 and Ben Brust
 vs. UNLV, 12/10/11

FREE THROWS MADE

Team — 36 by Wisconsin vs. Ohio State, 2/6/02
 Individual — 17 by Nigel Hayes vs. Indiana, 1/26/16

FREE THROW ATTEMPTS

Team — 46 by Wisconsin vs. Ohio State, 2/6/02
 Individual — 22 by Nigel Hayes vs. Indiana, 1/26/16

FREE THROW PERCENTAGE

Team (min. 12 att.) — 1.000 (13-13) by
 Michigan State vs. Wisconsin, 1/10/04
 Individual (min. 10 att.) — 1.000 (10-10) by Evan
 Eschmeyer (Northwestern) vs. Wisconsin, 2/10/99
 & Trevon Bluiett (Xavier) vs. Wisconsin, 11/16/17

REBOUNDS

Team — 63 by Kansas vs. Oregon, 3/24/02
 Individual — 20 by Drew Gooden (Kansas) vs. Oregon,
 3/24/02

ASSISTS

Team — 28 by Wisconsin vs. Savannah St, 12/13/18
 Individual — 12 by Ethan Happ vs. Coppin St, 12/13/18

BLOCKED SHOTS

Team — 12 by Wisconsin vs. Eastern Illinois, 11/8/19
 Individual — 9 by Nate Reuvers (E. Illinois), 11/8/19

STEALS

Team — 18 by Green Bay vs. Wisconsin, 12/23/15
 Individual — 10 by Mike Kelley vs. Texas, 12/7/99

YEARLY STATISTICAL LEADERS

SCORING

| Year | Name | G | PTS | AVG |
|------|------------------|----|-----|------|
| 1939 | Dave Dupee | 20 | 154 | 7.7 |
| 1940 | Gene Englund | 20 | 199 | 10.0 |
| 1941 | Gene Englund | 23 | 304 | 13.2 |
| 1942 | John Kotz | 21 | 325 | 15.5 |
| 1943 | John Kotz | 21 | 308 | 14.7 |
| 1944 | Ray Patterson | 21 | 295 | 14.0 |
| 1945 | Ray Patterson | 21 | 225 | 10.7 |
| 1946 | Bob Cook | 21 | 289 | 13.8 |
| 1947 | Bob Cook | 22 | 323 | 14.7 |
| 1948 | Bob Cook | 20 | 235 | 12.4 |
| 1949 | Don Rehfeldt | 22 | 381 | 17.3 |
| 1950 | Don Rehfeldt | 22 | 436 | 19.8 |
| 1951 | Ab Nicholas | 22 | 366 | 16.6 |
| 1952 | Ab Nicholas | 22 | 361 | 16.4 |
| 1953 | Paul Murrow | 22 | 352 | 16.0 |
| 1954 | Dick Cable | 22 | 301 | 13.7 |
| 1955 | Dick Cable | 22 | 442 | 20.1 |
| 1956 | Dick Miller | 22 | 429 | 19.5 |
| 1957 | Bob Litzow | 22 | 355 | 16.1 |
| 1958 | Bob Litzow | 22 | 324 | 14.7 |
| 1959 | Bob Barneson | 21 | 259 | 12.3 |
| 1960 | Tom Hughbanks | 24 | 312 | 13.0 |
| 1961 | Tom Hughbanks | 23 | 301 | 13.1 |
| 1962 | Ken Siebel | 24 | 392 | 16.3 |
| 1963 | Jack Brens | 24 | 425 | 17.8 |
| 1964 | Ken Gustafson | 24 | 359 | 14.9 |
| 1965 | Mark Zubor | 22 | 345 | 15.7 |
| 1966 | Ken Gustafson | 24 | 333 | 13.8 |
| 1967 | Chuck Nagle | 24 | 463 | 19.3 |
| 1968 | Joe Franklin | 24 | 544 | 22.7 |
| 1969 | James Johnson | 24 | 462 | 19.2 |
| 1970 | Clarence Sherrod | 24 | 538 | 22.4 |
| 1971 | Clarence Sherrod | 24 | 570 | 23.8 |
| 1972 | Leon Howard | 23 | 378 | 16.4 |
| 1973 | Leon Howard | 24 | 431 | 18.0 |
| 1974 | Kim Hughes | 24 | 367 | 15.3 |
| 1975 | Bruce McCauley | 25 | 418 | 16.7 |
| 1976 | Dale Koehler | 26 | 505 | 19.4 |
| 1977 | James Gregory | 27 | 429 | 15.9 |
| 1978 | Wes Matthews | 14 | 203 | 14.5 |
| 1979 | Wes Matthews | 27 | 499 | 18.5 |
| 1980 | Wes Matthews | 28 | 549 | 19.6 |
| 1981 | Claude Gregory | 27 | 550 | 20.4 |
| 1982 | Brad Sellers | 27 | 378 | 14.0 |
| 1983 | Cory Blackwell | 28 | 511 | 18.3 |
| 1984 | Cory Blackwell | 28 | 529 | 18.9 |
| 1985 | Scott Roth | 28 | 513 | 18.3 |
| 1986 | Rick Olson | 28 | 571 | 20.4 |
| 1987 | J.J. Weber | 31 | 469 | 15.1 |
| 1988 | Trent Jackson | 28 | 546 | 19.5 |
| 1989 | Danny Jones | 30 | 611 | 20.4 |
| 1990 | Danny Jones | 31 | 548 | 17.7 |
| 1991 | Willie Simms | 29 | 421 | 14.5 |
| 1992 | Tracy Webster | 31 | 537 | 17.3 |
| 1993 | Michael Finley | 28 | 620 | 22.1 |
| 1994 | Michael Finley | 29 | 592 | 20.4 |
| 1995 | Michael Finley | 27 | 554 | 20.5 |
| 1996 | Sam Okey | 32 | 423 | 13.2 |
| 1997 | Paul Grant | 28 | 350 | 12.5 |

| | | | | |
|------|----------------|----|-----|------|
| 1998 | Sean Mason | 31 | 480 | 15.5 |
| 1999 | Sean Mason | 32 | 539 | 16.8 |
| 2000 | Mark Vershaw | 36 | 423 | 11.8 |
| 2001 | Roy Boone | 29 | 372 | 12.8 |
| 2002 | Kirk Penney | 32 | 482 | 15.1 |
| 2003 | Kirk Penney | 32 | 519 | 16.2 |
| 2004 | Devin Harris | 32 | 624 | 19.5 |
| 2005 | Mike Wilkinson | 34 | 486 | 14.3 |
| 2006 | Alando Tucker | 31 | 588 | 19.0 |
| 2007 | Alando Tucker | 36 | 716 | 19.9 |
| 2008 | Brian Butch | 36 | 446 | 12.4 |
| 2009 | Marcus Landry | 33 | 418 | 12.7 |
| 2010 | Jon Leuer | 24 | 369 | 15.4 |
| 2011 | Jon Leuer | 34 | 621 | 18.3 |
| 2012 | Jordan Taylor | 36 | 532 | 14.8 |
| 2013 | Ben Brust | 35 | 388 | 11.1 |
| 2014 | Frank Kaminsky | 38 | 530 | 13.9 |
| 2015 | Frank Kaminsky | 39 | 732 | 18.8 |
| 2016 | Nigel Hayes | 35 | 551 | 15.7 |
| 2017 | Bronson Koenig | 36 | 522 | 14.5 |
| 2018 | Ethan Happ | 33 | 590 | 17.9 |
| 2019 | Ethan Happ | 34 | 589 | 17.3 |
| 2020 | Nate Reuvers | 31 | 405 | 13.1 |
| 2021 | D'Mitrik Trice | 31 | 430 | 13.9 |
| 2022 | Johnny Davis | 31 | 612 | 19.7 |

FIELD GOAL PERCENTAGE (Min 2.0 made per game)

| Year | Name | FG | FGA | PCT |
|------|-----------------|-----|-----|------|
| 1947 | Bob Cook | 124 | 358 | .346 |
| 1948 | Don Rehfeldt | 86 | 258 | .333 |
| 1949 | Don Rehfeldt | 146 | 436 | .335 |
| 1950 | Don Rehfeldt | 170 | 505 | .337 |
| 1951 | Ab Nicholas | 130 | 378 | .344 |
| 1952 | Dick Cable | 50 | 128 | .391 |
| 1953 | Charles Siefert | 99 | 264 | .375 |
| 1954 | Dick Cable | 116 | 266 | .436 |
| 1955 | John Parker | 75 | 177 | .424 |
| 1956 | Dick Miller | 142 | 344 | .413 |
| 1957 | Walter Holt | 46 | 101 | .455 |
| 1958 | Walter Holt | 112 | 225 | .498 |
| 1959 | Bob Barneson | 93 | 234 | .397 |
| 1960 | Marty Gharrity | 119 | 244 | .488 |
| 1961 | Ken Siebel | 108 | 250 | .432 |
| 1962 | Ken Siebel | 144 | 318 | .453 |
| 1963 | Tom Gwyn | 108 | 221 | .489 |
| 1964 | Tom O'Melia | 77 | 159 | .484 |
| 1965 | Mark Zubor | 137 | 290 | .472 |
| 1966 | Dennis Sweeney | 67 | 137 | .489 |
| 1967 | James Johnson | 104 | 228 | .456 |
| 1968 | Joe Franklin | 202 | 402 | .502 |
| 1969 | James Johnson | 164 | 401 | .409 |
| 1970 | Albert Henry | 152 | 321 | .474 |
| 1971 | Glen Richgels | 126 | 264 | .477 |
| 1972 | Kim Hughes | 113 | 242 | .467 |
| 1973 | Kim Hughes | 144 | 291 | .495 |
| 1974 | Gary Anderson | 142 | 284 | .500 |
| 1975 | Dale Koehler | 155 | 307 | .505 |
| 1976 | Al Rudd | 81 | 142 | .570 |
| 1977 | Joe Chmelich | 122 | 227 | .537 |
| 1978 | Bill Pearson | 87 | 170 | .512 |
| 1979 | Larry Petty | 106 | 204 | .520 |

| | | | | |
|------|------------------|-----|-----|------|
| 1980 | Joe Chernelich | 123 | 230 | .535 |
| 1981 | Larry Petty | 172 | 348 | .494 |
| 1982 | Brad Sellers | 167 | 351 | .476 |
| 1983 | Brad Sellers | 189 | 372 | .508 |
| 1984 | Scott Roth | 151 | 304 | .497 |
| 1985 | Scott Roth | 198 | 365 | .542 |
| 1986 | Shelton Smith | 84 | 153 | .549 |
| 1987 | J.J. Weber | 182 | 324 | .562 |
| 1988 | Danny Jones | 176 | 309 | .570 |
| 1989 | Kurt Portmann | 63 | 113 | .558 |
| 1990 | Willie Simms | 153 | 284 | .539 |
| 1991 | Patrick Tompkins | 164 | 258 | .636 |
| 1992 | Carlton McGee | 123 | 222 | .554 |
| 1993 | Jeff Petersen | 58 | 93 | .624 |
| 1994 | Jeff Petersen | 93 | 157 | .592 |
| 1995 | Rashard Griffith | 167 | 295 | .566 |
| 1996 | Sean Daugherty | 125 | 272 | .460 |
| 1997 | Paul Grant | 129 | 261 | .494 |
| 1998 | Sean Daugherty | 125 | 282 | .443 |
| 1999 | Andy Kowske | 85 | 148 | .574 |
| 2000 | Andy Kowske | 137 | 235 | .583 |
| 2001 | Andy Kowske | 79 | 145 | .545 |
| 2002 | Charlie Wills | 112 | 235 | .477 |
| 2003 | Alando Tucker | 139 | 261 | .533 |
| 2004 | Mike Wilkinson | 136 | 277 | .491 |
| 2005 | Mike Wilkinson | 179 | 349 | .513 |
| 2006 | Brian Butch | 119 | 241 | .494 |
| 2007 | Marcus Landry | 81 | 156 | .519 |
| 2008 | Joe Krabbenhoft | 94 | 194 | .485 |
| 2009 | Marcus Landry | 166 | 331 | .502 |
| 2010 | Jon Leuer | 142 | 272 | .522 |
| 2011 | Keaton Nankivil | 120 | 242 | .496 |
| 2012 | Josh Gasser | 84 | 181 | .464 |
| 2013 | Sam Dekker | 118 | 247 | .478 |
| 2014 | Frank Kaminsky | 196 | 371 | .528 |
| 2015 | Frank Kaminsky | 296 | 488 | .547 |
| 2016 | Ethan Happ | 163 | 303 | .538 |
| 2017 | Ethan Happ | 218 | 372 | .586 |
| 2018 | Khalil Iverson | 107 | 196 | .546 |
| 2019 | Khalil Iverson | 89 | 164 | .543 |
| 2020 | Micah Potter | 76 | 144 | .528 |
| 2021 | Micah Potter | 141 | 280 | .504 |
| 2022 | Tyler Wahl | 145 | 281 | .516 |

REBOUNDING

| Year | Name | G | REB | AVG |
|------|-----------------|----|-----|------|
| 1951 | Jim Clinton | 22 | 344 | 15.6 |
| 1952 | Paul Morrow | 22 | 290 | 13.2 |
| 1953 | Records Incomp. | -- | -- | -- |
| 1954 | Paul Morrow | 22 | 194 | 9.6 |
| 1955 | Curt Mueller | 19 | 110 | 5.8 |
| 1956 | Curt Mueller | 22 | 207 | 9.4 |
| 1957 | Ray Gross | 21 | 165 | 7.9 |
| 1958 | Ray Gross | 22 | 156 | 7.1 |
| 1959 | Bob Barneson | 21 | 152 | 7.2 |
| 1960 | Fred Clow | 24 | 234 | 9.8 |
| 1961 | Tom Hughbanks | 23 | 198 | 8.6 |
| 1962 | Tom Gwyn | 24 | 192 | 8.0 |
| 1963 | Jack Brens | 24 | 306 | 12.8 |
| 1964 | Ken Gustafson | 24 | 235 | 9.8 |
| 1965 | Ken Barnes | 20 | 176 | 8.8 |
| 1966 | Joe Franklin | 24 | 235 | 9.8 |
| 1967 | Joe Franklin | 24 | 289 | 12.0 |
| 1968 | Joe Franklin | 24 | 334 | 13.9 |
| 1969 | James Johnson | 24 | 210 | 8.8 |

| | | | | |
|------|------------------|----|-----|------|
| 1970 | Albert Henry | 24 | 265 | 11.0 |
| 1971 | Glen Richgels | 24 | 254 | 10.6 |
| 1972 | Kim Hughes | 24 | 239 | 10.0 |
| 1973 | Kim Hughes | 24 | 301 | 12.5 |
| 1974 | Kim Hughes | 24 | 266 | 11.1 |
| 1975 | Dale Koehler | 21 | 213 | 10.1 |
| 1976 | Dale Koehler | 26 | 263 | 10.1 |
| 1977 | James Gregory | 27 | 270 | 10.0 |
| 1978 | Joe Chernelich | 27 | 182 | 6.7 |
| 1979 | Claude Gregory | 27 | 236 | 8.7 |
| 1980 | Claude Gregory | 29 | 254 | 8.8 |
| 1981 | Claude Gregory | 27 | 249 | 9.2 |
| 1982 | Brad Sellers | 27 | 254 | 9.4 |
| 1983 | Brad Sellers | 28 | 219 | 7.8 |
| 1984 | Cory Blackwell | 28 | 243 | 8.7 |
| 1985 | J.J. Weber | 28 | 162 | 5.8 |
| 1986 | Rod Ripley | 28 | 194 | 6.9 |
| 1987 | J.J. Weber | 31 | 251 | 8.1 |
| 1988 | Danny Jones | 26 | 121 | 4.7 |
| 1989 | Danny Jones | 30 | 141 | 4.7 |
| 1990 | Patrick Tompkins | 28 | 178 | 6.4 |
| 1991 | Patrick Tompkins | 30 | 264 | 8.8 |
| 1992 | Michael Finley | 31 | 152 | 4.9 |
| 1993 | Michael Finley | 28 | 161 | 5.8 |
| 1994 | Rashard Griffith | 25 | 212 | 8.5 |
| 1995 | Rashard Griffith | 26 | 281 | 10.8 |
| 1996 | Sam Okey | 32 | 218 | 6.8 |
| 1997 | Sam Okey | 27 | 230 | 8.5 |
| 1998 | Sean Daugherty | 31 | 192 | 6.2 |
| 1999 | Andy Kowske | 32 | 157 | 4.9 |
| 2000 | Andy Kowske | 36 | 222 | 6.2 |
| 2001 | Andy Kowske | 29 | 157 | 5.4 |
| 2002 | Mike Wilkinson | 32 | 171 | 5.3 |
| 2003 | Mike Wilkinson | 32 | 216 | 6.8 |
| 2004 | Mike Wilkinson | 32 | 219 | 6.8 |
| 2005 | Mike Wilkinson | 34 | 250 | 7.4 |
| 2006 | Brian Butch | 31 | 185 | 6.0 |
| 2007 | Brian Butch | 30 | 178 | 5.9 |
| 2008 | Brian Butch | 36 | 237 | 6.6 |
| 2009 | Joe Krabbenhoft | 33 | 220 | 6.7 |
| 2010 | Jon Leuer | 24 | 139 | 5.8 |
| 2011 | Jon Leuer | 34 | 246 | 7.2 |
| 2012 | Ryan Evans | 36 | 243 | 6.8 |
| 2013 | Ryan Evans | 35 | 257 | 7.3 |
| 2014 | Frank Kaminsky | 38 | 240 | 6.3 |
| 2015 | Frank Kaminsky | 39 | 320 | 8.2 |
| 2016 | Ethan Happ | 35 | 278 | 7.9 |
| 2017 | Ethan Happ | 37 | 332 | 9.0 |
| 2018 | Ethan Happ | 33 | 265 | 8.0 |
| 2019 | Ethan Happ | 34 | 342 | 10.1 |
| 2020 | Micah Potter | 21 | 131 | 6.2 |
| 2021 | Micah Potter | 31 | 184 | 5.9 |
| 2022 | Johnny Davis | 31 | 255 | 8.2 |

3-POINT FG PERCENTAGE (Min 1.5 attempts per game)

| Year | Name | 3FG | 3FGA | PCT |
|------|---------------|-----|------|------|
| 1983 | Rick Olson | 18 | 48 | .375 |
| 1987 | Mike Heineman | 29 | 61 | .475 |
| 1988 | Trent Jackson | 74 | 164 | .451 |
| 1989 | Tim Locum | 54 | 111 | .486 |
| 1990 | Tim Locum | 67 | 143 | .469 |
| 1991 | Tim Locum | 65 | 134 | .485 |
| 1992 | Tracy Webster | 75 | 153 | .490 |
| 1993 | Andy Kilbride | 49 | 107 | .458 |
| 1994 | Andy Kilbride | 54 | 131 | .412 |

| | | | | |
|------|-------------------|-----|-----|------|
| 1995 | Andy Kilbride | 54 | 134 | .403 |
| 1996 | Hennssy Auriantal | 35 | 88 | .398 |
| 1997 | Ty Calderwood | 39 | 117 | .333 |
| 1998 | Sean Mason | 54 | 161 | .335 |
| 1999 | Jon Bryant | 46 | 119 | .387 |
| 2000 | Duany Duany | 47 | 120 | .392 |
| 2001 | Ricky Bower | 22 | 50 | .440 |
| 2002 | Kirk Penney | 62 | 161 | .385 |
| 2003 | Devin Harris | 53 | 137 | .387 |
| 2004 | Clayton Hanson | 29 | 76 | .382 |
| 2005 | Zach Morley | 28 | 56 | .500 |
| 2006 | Kammron Taylor | 67 | 168 | .399 |
| 2007 | Kammron Taylor | 68 | 177 | .384 |
| 2008 | Michael Flowers | 49 | 119 | .412 |
| 2009 | Tim Jarmusz | 21 | 50 | .420 |
| 2010 | Trévon Hughes | 107 | 150 | .396 |
| 2011 | Keaton Nankivil | 59 | 129 | .457 |
| 2012 | Josh Gasser | 42 | 93 | .452 |
| 2013 | Sam Dekker | 50 | 128 | .391 |
| 2014 | Josh Gasser | 47 | 109 | .431 |
| 2015 | Frank Kaminsky | 42 | 101 | .416 |
| 2016 | Vitto Brown | 38 | 95 | .400 |
| 2017 | D'Mitrik Trice | 38 | 91 | .418 |
| 2018 | Aleem Ford | 45 | 110 | .409 |
| 2019 | Brevin Pritzl | 32 | 78 | .410 |
| 2020 | Micah Potter | 23 | 51 | .451 |
| 2021 | Brad Davison | 92 | 263 | .391 |
| 2022 | Chucky Hepburn | 39 | 112 | .348 |

FREE THROW PERCENTAGE (Min 2.0 made per game)

| Year | Name | FT | FTA | PCT |
|------|------------------|-----|-----|------|
| 1947 | Bob Cook | 75 | 101 | .743 |
| 1948 | Bob Cook | 73 | 97 | .754 |
| 1949 | Don Rehfeldt | 89 | 129 | .690 |
| 1950 | Don Rehfeldt | 96 | 147 | .653 |
| 1951 | Ab Nicholas | 106 | 149 | .711 |
| 1952 | Ab Nicholas | 121 | 176 | .687 |
| 1953 | Dick Cable | 81 | 110 | .736 |
| 1954 | Dick Cable | 69 | 92 | .750 |
| 1955 | Dick Miller | 87 | 109 | .798 |
| 1956 | Dick Miller | 145 | 181 | .801 |
| 1957 | Bob Litzow | 55 | 92 | .598 |
| 1958 | Walter Holt | 71 | 90 | .789 |
| 1959 | Bob Barneson | 73 | 108 | .676 |
| 1960 | Marty Gharrity | 74 | 92 | .804 |
| 1961 | Ken Siebel | 67 | 97 | .691 |
| 1962 | Ken Siebel | 104 | 155 | .671 |
| 1963 | Ken Siebel | 111 | 158 | .703 |
| 1964 | Mark Zubor | 69 | 99 | .697 |
| 1965 | Ken Barnes | 62 | 84 | .738 |
| 1966 | Mike Carlin | 70 | 90 | .778 |
| 1967 | Chuck Nagle | 87 | 117 | .744 |
| 1968 | James Johnson | 95 | 130 | .731 |
| 1969 | Chuck Nagle | 53 | 63 | .841 |
| 1970 | Clarence Sherrod | 168 | 202 | .832 |
| 1971 | Clarence Sherrod | 148 | 200 | .740 |
| 1972 | Lee Oler | 84 | 106 | .792 |
| 1973 | Leon Howard | 117 | 157 | .745 |
| 1974 | Kim Hughes | 57 | 92 | .620 |
| 1975 | Mike McCauley | 98 | 125 | .784 |
| 1976 | Dale Koehler | 125 | 165 | .758 |
| 1977 | James Gregory | 97 | 139 | .698 |
| 1978 | Bill Pearson | 74 | 95 | .779 |
| 1979 | Wes Matthews | 109 | 139 | .784 |
| 1980 | Wes Matthews | 127 | 143 | .888 |

| | | | | |
|------|-------------------|-----|-----|------|
| 1981 | Claude Gregory | 152 | 202 | .752 |
| 1982 | Cory Blackwell | 71 | 103 | .689 |
| 1983 | Brad Sellers | 82 | 99 | .828 |
| 1984 | Scott Roth | 76 | 96 | .792 |
| 1985 | Rick Olson | 73 | 82 | .890 |
| 1986 | Rick Olson | 97 | 110 | .882 |
| 1987 | J.J. Weber | 105 | 141 | .745 |
| 1988 | Trent Jackson | 88 | 106 | .830 |
| 1989 | Danny Jones | 149 | 199 | .749 |
| 1990 | Willie Simms | 92 | 146 | .630 |
| 1991 | Patrick Tompkins | 95 | 147 | .646 |
| 1992 | Tracy Webster | 90 | 115 | .783 |
| 1993 | Tracy Webster | 72 | 89 | .809 |
| 1994 | Michael Finley | 110 | 140 | .786 |
| 1995 | Michael Finley | 140 | 181 | .773 |
| 1996 | Mosezell Peterson | 79 | 107 | .738 |
| 1997 | Paul Grant | 92 | 129 | .713 |
| 1998 | Sean Mason | 128 | 157 | .815 |
| 1999 | Sean Mason | 137 | 169 | .811 |
| 2000 | Mark Vershaw | 106 | 144 | .736 |
| 2001 | Roy Boone | 88 | 118 | .746 |
| 2002 | Devin Harris | 101 | 130 | .777 |
| 2003 | Mike Wilkinson | 81 | 103 | .786 |
| 2004 | Devin Harris | 171 | 216 | .792 |
| 2005 | Kammron Taylor | 89 | 116 | .767 |
| 2006 | Kammron Taylor | 92 | 111 | .829 |
| 2007 | Kammron Taylor | 124 | 157 | .790 |
| 2008 | Jason Bohannon | 72 | 83 | .867 |
| 2009 | Joe Krabbenhoft | 66 | 78 | .846 |
| 2010 | Jon Leuer | 67 | 93 | .720 |
| 2011 | Jon Leuer | 113 | 134 | .843 |
| 2012 | Jordan Taylor | 135 | 172 | .785 |
| 2013 | Jared Berggren | 73 | 104 | .702 |
| 2014 | Ben Brust | 80 | 89 | .899 |
| 2015 | Nigel Hayes | 125 | 168 | .744 |
| 2016 | Bronson Koenig | 74 | 97 | .763 |
| 2017 | Nigel Hayes | 135 | 230 | .587 |
| 2018 | Brad Davison | 90 | 110 | .818 |
| 2019 | Brad Davison | 76 | 94 | .809 |
| 2020 | Micah Potter | 37 | 43 | .860 |
| 2021 | Brad Davison | 66 | 76 | .868 |
| 2022 | Brad Davison | 108 | 125 | .864 |

ASSISTS

| Year | Name | G | AST | AVG |
|------|----------------|----|-----|-----|
| 1974 | Marcus McCoy | 24 | 74 | 3.1 |
| 1975 | Bruce McCauley | 25 | 88 | 3.5 |
| 1976 | James Smith | 23 | 76 | 3.3 |
| 1977 | Bob Falk | 27 | 93 | 3.4 |
| | Arnold Gaines | 27 | 93 | 3.4 |
| 1978 | Arnold Gaines | 26 | 80 | 3.1 |
| 1979 | Wes Matthews | 27 | 106 | 3.9 |
| 1980 | Wes Matthews | 28 | 118 | 4.2 |
| 1981 | Dan Hastings | 27 | 85 | 3.1 |
| 1982 | Carl Golston | 27 | 93 | 3.4 |
| 1983 | Rick Olson | 28 | 83 | 3.0 |
| 1984 | Scott Roth | 28 | 87 | 3.1 |
| 1985 | Mike Heineman | 25 | 111 | 4.4 |
| 1986 | Mike Heineman | 22 | 100 | 4.5 |
| 1987 | Mike Heineman | 28 | 137 | 4.9 |
| 1988 | Tom Molaski | 28 | 104 | 3.7 |
| 1989 | Tom Molaski | 30 | 108 | 3.6 |
| 1990 | Willie Simms | 30 | 97 | 3.2 |
| 1991 | Willie Simms | 29 | 98 | 3.4 |
| 1992 | Tracy Webster | 31 | 151 | 4.9 |

| | | | | |
|------|-------------------|----|-----|-----|
| 1993 | Tracy Webster | 28 | 179 | 6.4 |
| 1994 | Tracy Webster | 29 | 171 | 5.9 |
| 1995 | Michael Finley | 27 | 108 | 4.0 |
| 1996 | Sam Okey | 32 | 100 | 3.1 |
| 1997 | Ty Calderwood | 27 | 101 | 3.7 |
| 1998 | Hennssy Auriantal | 29 | 64 | 2.2 |
| 1999 | Ty Calderwood | 32 | 104 | 3.3 |
| 2000 | Mark Vershaw | 36 | 118 | 3.3 |
| 2001 | Mike Kelley | 29 | 89 | 3.1 |
| 2002 | Travon Davis | 32 | 126 | 3.9 |
| 2003 | Kirk Penney | 32 | 100 | 3.1 |
| 2004 | Devin Harris | 32 | 141 | 4.4 |
| 2005 | Sharif Chambliss | 34 | 95 | 2.8 |
| 2006 | Kammron Taylor | 31 | 73 | 2.4 |
| 2007 | Michael Flowers | 36 | 105 | 2.9 |
| 2008 | Michael Flowers | 36 | 97 | 2.7 |
| 2009 | Trévon Hughes | 33 | 94 | 2.9 |
| 2010 | Jordan Taylor | 33 | 118 | 3.6 |
| 2011 | Jordan Taylor | 34 | 161 | 4.7 |
| 2012 | Jordan Taylor | 36 | 147 | 4.1 |
| 2013 | Traevon Jackson | 35 | 99 | 2.8 |
| 2014 | Traevon Jackson | 38 | 151 | 4.0 |
| 2015 | Frank Kaminsky | 39 | 103 | 2.6 |
| 2016 | Nigel Hayes | 35 | 104 | 3.0 |
| 2017 | Ethan Happ | 37 | 104 | 2.8 |
| 2018 | Ethan Happ | 33 | 122 | 3.7 |
| 2019 | Ethan Happ | 34 | 153 | 4.5 |
| 2020 | D'Mitrik Trice | 31 | 131 | 4.2 |
| 2021 | D'Mitrik Trice | 31 | 123 | 4.0 |
| 2022 | Chucky Hepburn | 33 | 77 | 2.3 |

STEALS

| Year | Name | G | STL | AVG |
|------|-------------------|----|-----|-----|
| 1978 | Arnold Gaines | 26 | 28 | 1.1 |
| 1979 | Wes Matthews | 27 | 53 | 2.0 |
| 1980 | Wes Matthews | 28 | 42 | 1.5 |
| 1981 | John Bailey | 27 | 39 | 1.4 |
| 1982 | John Bailey | 27 | 37 | 1.4 |
| 1983 | Cory Blackwell | 28 | 39 | 1.4 |
| 1984 | Scott Roth | 28 | 43 | 1.5 |
| 1985 | Mike Heineman | 25 | 33 | 1.3 |
| 1986 | Rick Olson | 28 | 33 | 1.2 |
| 1987 | J.J. Weber | 31 | 41 | 1.3 |
| 1988 | Trent Jackson | 28 | 59 | 2.1 |
| 1989 | Trent Jackson | 30 | 50 | 1.7 |
| 1990 | Willie Simms | 30 | 33 | 1.1 |
| | Tim Locum | 30 | 33 | 1.1 |
| 1991 | Willie Simms | 29 | 27 | 0.9 |
| 1992 | Tracy Webster | 31 | 48 | 1.5 |
| 1993 | Tracy Webster | 28 | 66 | 2.4 |
| 1994 | Tracy Webster | 29 | 69 | 2.4 |
| 1995 | Michael Finley | 27 | 52 | 1.9 |
| 1996 | Hennssy Auriantal | 32 | 43 | 1.3 |
| 1997 | Ty Calderwood | 27 | 63 | 2.3 |
| 1998 | Mike Kelley | 31 | 58 | 1.9 |
| 1999 | Mike Kelley | 32 | 62 | 1.9 |
| 2000 | Mike Kelley | 36 | 95 | 2.6 |
| 2001 | Mike Kelley | 29 | 60 | 2.1 |
| 2002 | Devin Harris | 32 | 43 | 1.3 |
| 2003 | Devin Harris | 32 | 65 | 2.0 |
| 2004 | Devin Harris | 32 | 56 | 1.8 |
| 2005 | Mike Wilkinson | 34 | 38 | 1.1 |
| 2006 | Michael Flowers | 31 | 39 | 1.3 |
| 2007 | Michael Flowers | 36 | 58 | 1.6 |
| 2008 | Trévon Hughes | 35 | 62 | 1.7 |

| | | | | |
|------|-----------------|----|----|-----|
| 2009 | Trévon Hughes | 33 | 49 | 1.5 |
| 2010 | Trévon Hughes | 33 | 55 | 1.7 |
| 2011 | Jordan Taylor | 34 | 25 | 0.7 |
| 2012 | Jordan Taylor | 36 | 37 | 1.0 |
| 2013 | Traevon Jackson | 35 | 35 | 1.0 |
| 2014 | Nigel Hayes | 38 | 32 | 0.8 |
| 2015 | Nigel Hayes | 40 | 34 | 0.9 |
| 2016 | Ethan Happ | 35 | 63 | 1.8 |
| 2017 | Ethan Happ | 37 | 67 | 1.8 |
| 2018 | Ethan Happ | 33 | 49 | 1.5 |
| 2019 | Ethan Happ | 34 | 38 | 1.1 |
| 2020 | D'Mitrik Trice | 31 | 24 | 0.8 |
| 2021 | Johnny Davis | 31 | 34 | 1.1 |
| 2022 | Tyler Wahl | 32 | 37 | 1.2 |

BLOCKED SHOTS

| Year | Name | G | BL | AVG |
|------|------------------|----|----|-----|
| 1978 | Claude Gregory | 27 | 21 | 0.8 |
| 1979 | Claude Gregory | 27 | 21 | 0.8 |
| 1980 | Claude Gregory | 29 | 20 | 0.7 |
| 1981 | Claude Gregory | 27 | 26 | 1.0 |
| 1982 | Brad Sellers | 27 | 52 | 1.9 |
| 1983 | Brad Sellers | 28 | 68 | 2.4 |
| 1984 | David Miller | 27 | 11 | 0.4 |
| 1985 | John Ploss | 28 | 20 | 0.7 |
| 1986 | J.J. Weber | 28 | 28 | 1.0 |
| 1987 | J.J. Weber | 31 | 45 | 1.5 |
| 1988 | Kurt Portmann | 28 | 25 | 0.9 |
| 1989 | Kurt Portmann | 30 | 34 | 1.1 |
| 1990 | Kurt Portmann | 31 | 30 | 1.0 |
| 1991 | Patrick Tompkins | 30 | 25 | 0.8 |
| 1992 | Louis Ely | 30 | 41 | 1.4 |
| 1993 | Louis Ely | 28 | 31 | 1.1 |
| 1994 | Rashard Griffith | 25 | 66 | 2.6 |
| 1995 | Rashard Griffith | 26 | 58 | 2.2 |
| 1996 | Sam Okey | 32 | 42 | 1.3 |
| 1997 | Paul Grant | 28 | 34 | 1.2 |
| 1998 | Sean Daugherty | 31 | 18 | 0.6 |
| | Andy Kowske | 31 | 18 | 0.6 |
| 1999 | Andy Kowske | 32 | 27 | 0.8 |
| 2000 | Andy Kowske | 36 | 27 | 0.8 |
| 2001 | Andy Kowske | 29 | 14 | 0.5 |
| 2002 | Devin Harris | 32 | 18 | 0.6 |
| 2003 | Mike Wilkinson | 32 | 31 | 1.0 |
| 2004 | Mike Wilkinson | 32 | 41 | 1.3 |
| 2005 | Mike Wilkinson | 34 | 31 | 0.9 |
| 2006 | Greg Stiemsma | 16 | 24 | 1.5 |
| 2007 | Marcus Landry | 36 | 31 | 0.9 |
| 2008 | Greg Stiemsma | 35 | 40 | 1.1 |
| 2009 | Marcus Landry | 33 | 35 | 1.1 |
| 2010 | Jon Leuer | 24 | 32 | 1.3 |
| 2011 | Keaton Nankivil | 34 | 42 | 1.2 |
| 2012 | Jared Berggren | 36 | 60 | 1.7 |
| 2013 | Jared Berggren | 35 | 73 | 2.1 |
| 2014 | Frank Kaminsky | 38 | 66 | 1.7 |
| 2015 | Frank Kaminsky | 39 | 57 | 1.5 |
| 2016 | Ethan Happ | 35 | 32 | 0.9 |
| 2017 | Ethan Happ | 37 | 43 | 1.1 |
| 2018 | Ethan Happ | 33 | 35 | 1.1 |
| 2019 | Nate Reuvers | 34 | 60 | 1.8 |
| 2020 | Nate Reuvers | 31 | 58 | 1.9 |
| 2021 | Nate Reuvers | 31 | 40 | 1.3 |
| 2022 | Chris Vogt | 33 | 26 | 0.8 |

MINUTES

| Year | Name | G | MIN | AVG |
|-------------|------------------|----------|------------|------------|
| 1978 | Arnold Gaines | 26 | 782 | 30.1 |
| 1979 | Wes Matthews | 27 | 986 | 36.5 |
| 1980 | Claude Gregory | 29 | 1001 | 34.5 |
| 1981 | Claude Gregory | 27 | 989 | 36.6 |
| 1982 | Brad Sellers | 27 | 964 | 35.7 |
| 1983 | Brad Sellers | 28 | 1009 | 36.0 |
| 1984 | Cory Blackwell | 28 | 1045 | 37.3 |
| 1985 | Rick Olson | 28 | 970 | 34.6 |
| 1986 | Rick Olson | 28 | 983 | 35.1 |
| 1987 | J.J. Weber | 31 | 993 | 32.0 |
| 1988 | Trent Jackson | 28 | 1032 | 36.9 |
| 1989 | Trent Jackson | 30 | 1099 | 36.6 |
| 1990 | Danny Jones | 31 | 1043 | 33.6 |
| 1991 | Patrick Tompkins | 30 | 1091 | 36.4 |
| 1992 | Tracy Webster | 31 | 1077 | 34.7 |
| 1993 | Michael Finley | 28 | 979 | 35.0 |
| 1994 | Michael Finley | 29 | 1046 | 36.1 |
| 1995 | Michael Finley | 27 | 1000 | 37.0 |
| 1996 | Sam Okey | 32 | 1024 | 32.0 |
| 1997 | Ty Calderwood | 27 | 886 | 32.8 |
| 1998 | Sean Mason | 31 | 885 | 28.5 |
| 1999 | Sean Mason | 32 | 937 | 29.3 |
| 2000 | Mark Vershaw | 36 | 1122 | 31.2 |
| 2001 | Mike Kelley | 29 | 903 | 31.1 |
| 2002 | Devin Harris | 32 | 1094 | 34.2 |
| 2003 | Kirk Penney | 32 | 1119 | 35.0 |
| 2004 | Devin Harris | 32 | 1162 | 36.3 |
| 2005 | Mike Wilkinson | 34 | 1081 | 31.8 |
| 2006 | Kammron Taylor | 31 | 1064 | 34.3 |
| 2007 | Kammron Taylor | 36 | 1182 | 32.8 |
| 2008 | Michael Flowers | 36 | 1139 | 31.6 |
| 2009 | Jason Bohannon | 33 | 1092 | 33.1 |
| 2010 | Jason Bohannon | 33 | 1214 | 36.8 |
| 2011 | Jordan Taylor | 34 | 1241 | 36.5 |
| 2012 | Jordan Taylor | 36 | 1297 | 36.0 |
| 2013 | Ben Brust | 35 | 1200 | 34.3 |
| 2014 | Ben Brust | 38 | 1318 | 34.7 |
| 2015 | Frank Kaminsky | 39 | 1311 | 33.6 |
| 2016 | Nigel Hayes | 35 | 1267 | 36.2 |
| 2017 | Nigel Hayes | 37 | 1198 | 32.4 |
| 2018 | Brad Davison | 33 | 1028 | 31.2 |
| 2019 | D'Mitrik Trice | 34 | 1107 | 32.6 |
| 2020 | D'Mitrik Trice | 31 | 997 | 31.2 |
| 2021 | D'Mitrik Trice | 31 | 1032 | 33.3 |
| 2022 | Brad Davison | 33 | 1142 | 34.6 |

1,000-POINT SCORERS

1. Alando Tucker – 2,217

Wisconsin's all-time leading scorer, Alando Tucker was UW's first consensus 1st-team All-American since John Kotz in 1942 ... Tucker earned Big Ten Player of the Year as a senior and was a finalist for every national player of the year award that season ... he broke Devin Harris' single-season school record with 716 points in 2006-07 ... finished career ranking ninth in Big Ten history in both career points and free throws and fourth in conference history in free throw attempts ... 2007 Lowe's Senior CLASS Award winner ... UWBWA District V Player of the year as a senior ... first UW player to lead the Big Ten in scoring in league games (20.0 ppg, 2006) since Don Rehfeldt in 1950 ... tied school-record with five Big Ten Player of the Week awards ... consensus first-team All-Big Ten as well as NABC first-team All-District 11 and USBWA All-District 5 pick as a junior ... third-team All-Big Ten as a sophomore ... led the Big Ten and set school record for offensive rebounds (2.69 per game and 86 total) as a freshman ... finished career ranking first or second in eight different UW season statistical categories, topping the charts in career field goals, free throws made, games played and minutes played ... first-round draft pick of the Phoenix Suns (29th overall) in the 2007 NBA Draft ... inducted into the UW Athletics Hall of Fame in 2018

| Season | G | FG-A | PCT | 3P-A | PCT | FT-A | PCT | REB | AST | PTS-AVG |
|---------------|------------|-----------------|-------------|----------------|-------------|----------------|-------------|------------|------------|------------------|
| 2002-03 | 32 | 139-261 | .533 | 18-58 | .310 | 89-130 | .685 | 189 | 34 | 385-12.0 |
| 2003-04 | 4 | 19-33 | .576 | 3-7 | .429 | 15-22 | .682 | 18 | 1 | 56-14.0 |
| 2004-05 | 31 | 162-334 | .485 | 23-73 | .315 | 125-183 | .683 | 189 | 52 | 472-15.2 |
| 2005-06 | 31 | 222-490 | .453 | 17-68 | .250 | 127-233 | .545 | 177 | 53 | 588-19.0 |
| 2006-07 | 36 | 256-545 | .470 | 40-123 | .325 | 164-249 | .659 | 196 | 73 | 716-19.9 |
| Totals | 134 | 798-1663 | .480 | 101-329 | .307 | 520-817 | .636 | 769 | 213 | 2217-16.5 |

2. Michael Finley – 2,147

By the time Michael Finley finished his career at Wisconsin, he had risen to the 12th-leading scorer in Big Ten history (all games) ... at the time, Finley also ranked seventh in Big Ten scoring annals in conference games with 1,385 points ... three-time (1993, '94, '95) Associated Press honorable mention All-America choice ... twice (1993, '95) named first-team All-Big Ten ... only player in Badger history to score 500 points in three different seasons ... only player in UW history to average better than 20 points per game in three different years ... finished career ranking first or second in six different UW career statistical categories, including setting the school's career record for field goal attempts and 3-point field goal attempts ... first-round draft choice (21st overall) of the Phoenix Suns in 1995 ... won an NBA Title in 2007 with the San Antonio Spurs ... inducted into the UW Athletic Hall of Fame in 2004

| Season | G | FG-A | PCT | 3P-A | PCT | FT-A | PCT | REB | AST | PTS-AVG |
|---------------|------------|-----------------|-------------|----------------|-------------|----------------|-------------|------------|------------|------------------|
| 1991-92 | 31 | 130-287 | .453 | 26-72 | .361 | 95-128 | .742 | 152 | 85 | 381-12.3 |
| 1992-93 | 28 | 223-478 | .467 | 63-173 | .364 | 111-144 | .771 | 161 | 86 | 620-22.1 |
| 1993-94 | 29 | 208-446 | .466 | 66-182 | .363 | 110-140 | .786 | 194 | 92 | 592-20.4 |
| 1994-95 | 27 | 178-470 | .379 | 58-204 | .284 | 140-181 | .773 | 141 | 108 | 554-20.5 |
| Totals | 115 | 739-1681 | .440 | 213-631 | .338 | 456-593 | .768 | 648 | 371 | 2147-18.7 |

3. Ethan Happ – 2,130

The first two-time AP All-American in Wisconsin history, Ethan Happ finished his career as one of the most accomplished players in Big Ten annals. Happ earned second-team All-American honors in 2019 and third-team in 2017, while also becoming the first three-time, first-team All-Big Ten honoree in school history. Winner of the 2019 Kareem Abdul-Jabbar and Pete Newell Awards, Happ is one of six players in NCAA history to accumulate at least 2,000 points, 1,000 rebounds and 400 assists, joining Oscar Robertson, Larry Bird, Danny Ferry, Stacey Augmon and John Konchar. The Milan, Illinois, native exited Madison ranked 18th on the Big Ten's all-time scoring list and third on the career rebounding ledger. Happ started all 139 games his career and owns the Wisconsin school record for rebounds and blocks and ranks among UW's all-time top three in each of the five major statistically categories: points, rebounds, assists, blocks and steals.

| Season | G | FG-A | PCT | 3P-A | PCT | FT-A | PCT | REB | AST | PTS-AVG |
|---------------|------------|-----------------|-------------|-------------|-------------|----------------|-------------|-------------|------------|------------------|
| 2015-16 | 35 | 163-303 | .538 | 0-0 | --- | 108-168 | .643 | 278 | 44 | 434-12.4 |
| 2016-17 | 37 | 218-372 | .586 | 0-0 | --- | 81-162 | .500 | 332 | 104 | 517-14.0 |
| 2017-18 | 33 | 242-458 | .528 | 1-11 | .091 | 105-191 | .550 | 265 | 122 | 590-17.9 |
| 2018-19 | 34 | 257-485 | .530 | 0-5 | .000 | 75-161 | .466 | 342 | 153 | 589-17.3 |
| Totals | 139 | 880-1618 | .544 | 1-16 | .063 | 369-682 | .541 | 1217 | 423 | 2130-15.3 |

4. Nigel Hayes — 1,857

One of the most versatile players in program history, Nigel Hayes appears on the school's top-10 lists for points, rebounds and assists ... Hayes became just the second player in Big Ten history to tally at least 1,800 points, 700 rebounds and 300 assists ... 1 of just 3 UW players to accumulate 1,000 points, 500 rebounds and 300 assists, joining Michael Finley and Ethan Happ ... key contributor on back-to-back Final Four teams in 2014 and 2015 ... first-team All-Big Ten (2015, '16) and third-team All-Big Ten (2017) ... named 2014 Big Ten Sixth Man of the Year, Hayes also made the Big Ten All-Freshman Team ... 2017 NCAA Tournament All-East Region Team ... 2017 Big Ten All-Tournament Team ... Academic All-Big Ten (2015, '16)

| Season | G | FG-A | PCT | 3P-A | PCT | FT-A | PCT | REB | AST | PTS-AVG |
|---------------|------------|-----------------|-------------|----------------|-------------|----------------|-------------|------------|------------|------------------|
| 2013-14 | 38 | 98-192 | .510 | 0-0 | .000 | 96-164 | .585 | 106 | 36 | 292-7.7 |
| 2014-15 | 40 | 166-334 | .497 | 40-101 | .396 | 125-168 | .744 | 247 | 79 | 497-12.4 |
| 2015-16 | 35 | 161-438 | .368 | 39-133 | .293 | 190-258 | .736 | 204 | 104 | 551-15.7 |
| 2016-17 | 37 | 180-394 | .457 | 22-70 | .314 | 135-230 | .587 | 245 | 100 | 517-14.0 |
| Totals | 150 | 605-1358 | .446 | 101-304 | .332 | 546-820 | .666 | 802 | 319 | 1857-12.4 |

5. Danny Jones — 1,854

An AP honorable mention All-American in 1988-89, Danny Jones led the Badgers in scoring in 1988-89 and 1989-90 ... two-time team captain (1988-89, '89-90) ... Badger MVP in 1989-90 ... second-team All-Big Ten (1989 and 1990), and third-team All-Big Ten (1988) ... led UW in rebounding in 1987-88 and 1988-89 ... set then-school record for points in a season when he scored 611 in 1988-89 ... finished as UW's all-time leader in career FG percentage (.535), free throw attempts (599) and was second in field goals made (723) ... scored in double figures in 91 games for Badgers, including a stretch of 33 straight ... inducted in UW Athletic Hall of Fame in 2003

| Season | G | FG-A | PCT | 3P-A | PCT | FT-A | PCT | REB | AST | PTS-AVG |
|---------------|------------|-----------------|-------------|------------|-------------|----------------|-------------|------------|------------|------------------|
| 1986-87 | 31 | 101-181 | .558 | 0-0 | -- | 52-88 | .591 | 99 | 21 | 254-8.2 |
| 1987-88 | 26 | 176-309 | .570 | 0-1 | .000 | 89-124 | .718 | 121 | 26 | 441-17.0 |
| 1988-89 | 30 | 231-449 | .514 | 0-2 | .000 | 149-199 | .749 | 141 | 35 | 611-20.4 |
| 1989-90 | 31 | 215-412 | .522 | 0-4 | .000 | 118-188 | .628 | 140 | 26 | 548-17.7 |
| Totals | 118 | 723-1351 | .535 | 0-7 | .000 | 408-599 | .681 | 501 | 108 | 1854-15.7 |

6. Brad Davison — 1,827

Brad Davison was a standout leader for Wisconsin from the moment he stepped onto campus, guiding the Badgers to a pair of Big Ten regular-season titles during his career ... a second-team All-Big Ten honoree in 2022, Davison played in 101 career wins for the Badgers, appearing in a school record 161 games (157 starts) ... Wisconsin's all-time 3-point leader (300), he also ranked top 10 for UW in points (1,827), assists (343) and steals (160) ... for his work on the court, in the classroom and in the community, he was recognized as a 2021-22 Senior CLASS First-Team All-American ... 4x Academic All-Big Ten honoree.

| Season | G | FG-A | PCT | 3P-A | PCT | FT-A | PCT | REB | AST | PTS-AVG |
|---------------|------------|-----------------|-------------|----------------|-------------|----------------|-------------|------------|------------|------------------|
| 2017-18 | 33 | 124-306 | .405 | 60-169 | .355 | 90-110 | .818 | 76 | 83 | 398-12.1 |
| 2018-19 | 34 | 115-299 | .385 | 52-149 | .349 | 76-92 | .809 | 111 | 62 | 358-10.5 |
| 2019-20 | 30 | 92-233 | .395 | 47-131 | .359 | 65-77 | .844 | 129 | 56 | 296-9.9 |
| 2020-21 | 31 | 91-263 | .346 | 63-161 | .391 | 66-76 | .868 | 109 | 73 | 311-10.0 |
| 2021-22 | 33 | 139-362 | .384 | 78-225 | .347 | 108-125 | .864 | 132 | 69 | 464-14.1 |
| Totals | 161 | 561-1464 | .383 | 300-835 | .359 | 405-482 | .840 | 557 | 343 | 1827-11.3 |

7. Claude Gregory — 1,745

UW's career rebounding leader (904), Claude Gregory scored in double figures in 80 games ... a second-team All-Big Ten selection in 1980-81 and a third-team all-conference choice in 1979-80 ... led team in scoring and rebounding in 1980-81 en route to Badger MVP honors ... also led UW in rebounding in 1978-79 and 1979-80 ... named team's Most Improved Player in 1977-78 ... finished UW career as school's leader in field goals, field goal attempts, free throws, free throw attempts and minutes played ... brother, James, played at UW from 1976-78 ... second-round draft choice (41st overall) of Washington in 1981 NBA Draft ... inducted into the UW Athletics Hall of Fame in 2013

| Season | G | FG-A | PCT | 3P-A | PCT | FT-A | PCT | REB | AST | PTS-AVG |
|---------------|------------|-----------------|-------------|-----------|-----------|----------------|-------------|------------|------------|------------------|
| 1977-78 | 27 | 92-245 | .376 | -- | -- | 70-99 | .707 | 165 | 17 | 254-9.4 |
| 1978-79 | 27 | 168-385 | .436 | -- | -- | 71-106 | .670 | 235 | 29 | 407-15.1 |
| 1979-80 | 29 | 197-424 | .465 | -- | -- | 140-189 | .741 | 254 | 37 | 534-18.4 |
| 1980-81 | 27 | 199-438 | .454 | -- | -- | 152-202 | .752 | 249 | 25 | 550-20.4 |
| Totals | 110 | 656-1492 | .440 | -- | -- | 433-596 | .727 | 904 | 108 | 1745-15.9 |

8. Rick Olson — 1,736

A member of the UW Athletic Hall of Fame (Class of 2008), Rick Olson started every game during his four-year career ... UW's career leader in free throw percentage (.870), Olson also set school records for minutes played (3,962) and starts (112) ... team captain, MVP and leading scorer in 1985-86 ... third-team All-Big Ten in 1985-86 and honorable mention All-Big Ten in 1984-85 ... his 39 points in a win over Michigan (1/14/84) were just three short of Ken Barnes' school record ... selected in seventh round (158th overall) of 1986 NBA Draft by Houston ... a 2000 Madison Sports Hall of Fame inductee and 2006 Wisconsin Basketball Coaches Association Hall of Fame inductee

| Season | G | FG-A | PCT | 3P-A | PCT | FT-A | PCT | REB | AST | PTS-AVG |
|---------------|------------|-----------------|-------------|--------------|-------------|----------------|-------------|------------|------------|------------------|
| 1982-83 | 28 | 129-326 | .398 | 18-48 | .375 | 31-41 | .756 | 41 | 83 | 307-11.0 |
| 1983-84 | 28 | 166-337 | .493 | -- | -- | 59-66 | .894 | 44 | 67 | 391-14.0 |
| 1984-85 | 28 | 197-397 | .496 | -- | -- | 73-82 | .890 | 52 | 66 | 467-16.7 |
| 1985-86 | 28 | 237-485 | .489 | -- | -- | 97-110 | .882 | 67 | 43 | 571-20.4 |
| Totals | 112 | 729-1545 | .472 | 18-48 | .375 | 260-299 | .870 | 204 | 259 | 1736-15.5 |

9. Trent Jackson — 1,545

Trent Jackson earned second-team All-Big Ten honors from AP in 1988-89, while leading Badgers to their first postseason tournament bid since 1947 ... team MVP in 1987-88 and 1988-89 ... also captained squad in 1988-89 ... a third-team All-Big Ten choice by UPI in 1987-88 ... tabbed UW's Most Improved Player in 1986-87 ... led team in scoring in 1987-88 ... exited his career as the school's leader in 3-point field goals (193), 3-point attempts (430) and steals (151) ... also set then-single-season steals record with 59 in 1988 and was the first UW player to hit seven 3-pointers in a single game (at Ohio State 1/17/87) ... inducted into the UW Athletics Hall of Fame in 2019

| Season | G | FG-A | PCT | 3P-A | PCT | FT-A | PCT | REB | AST | PTS-AVG |
|---------------|-----------|-----------------|-------------|----------------|-------------|----------------|-------------|------------|------------|------------------|
| 1985-86 | 13 | 35-83 | .422 | -- | -- | 5-10 | .500 | 18 | 24 | 75-5.8 |
| 1986-87 | 28 | 129-289 | .446 | 46-103 | .447 | 46-59 | .780 | 36 | 38 | 350-12.5 |
| 1987-88 | 28 | 192-426 | .451 | 74-164 | .451 | 88-106 | .830 | 106 | 98 | 546-19.5 |
| 1988-89 | 30 | 201-408 | .493 | 73-163 | .448 | 99-133 | .744 | 90 | 101 | 574-19.1 |
| Totals | 99 | 557-1206 | .462 | 193-430 | .449 | 238-308 | .773 | 250 | 261 | 1545-15.6 |

10. Jordan Taylor — 1,533

Jordan Taylor became just the second Badger in school history to earn multiple AP All-American honors after being named honorable mention in 2012 and second-team All-American as a junior ... he was also a two-time first-team All-Big Ten pick in 2011 and 2012 and was named to the Big Ten All-Defensive Team in 2011 ... one of five finalists for the 2011 Bob Cousy Award, Taylor set the NCAA record for career assist-to-turnover ratio (464 assists, 154 TOs = 3.01 ratio) ... led the NCAA in assist-to-TO ratio as a junior (3.83) ... finished his career second in school history with 464 assists and became eighth player in Big Ten history with 1,500 points, 400 rebounds and 450 assists ... owns 21 games with 20+ points, including a career-high 39 points at Indiana (3/3/11) ... inducted into the UW Athletics Hall of Fame in 2022

| Season | G | FG-A | PCT | 3P-A | PCT | FT-A | PCT | REB | AST | PTS-AVG |
|---------------|------------|-----------------|-------------|----------------|-------------|----------------|-------------|------------|------------|------------------|
| 2008-09 | 33 | 19-73 | .260 | 5-26 | .192 | 10-17 | .588 | 31 | 38 | 53-1.6 |
| 2009-10 | 33 | 111-281 | .395 | 35-107 | .327 | 74-103 | .718 | 105 | 118 | 331-10.0 |
| 2010-11 | 34 | 194-448 | .433 | 75-175 | .429 | 154-185 | .832 | 139 | 161 | 617-18.1 |
| 2011-12 | 36 | 166-413 | .402 | 65-176 | .369 | 135-172 | .785 | 137 | 147 | 532-14.8 |
| Totals | 136 | 490-1215 | .403 | 180-484 | .372 | 373-477 | .782 | 412 | 464 | 1533-11.3 |

11. Mike Wilkinson – 1,532

Mike Wilkinson led the Badgers in rebounding all four of his years at UW ... consensus first-team All-Big Ten as well as NABC All-District 11, USBWA All-District 5 and Basketball Times All-Mideast selection his senior year ... earned second-team All-Big Ten as a junior and was also named to the 2004 Big Ten All-Tournament team ... 14 career double-doubles ... started every game in his last three seasons and never missed a game in his career ... exited UW ranked first in career offensive rebounds (311), games played (130) and minutes played (4,023) and third in total rebounds (856) ... inducted into the UW Athletics Hall of Fame in 2020

| Season | G | FG-A | PCT | 3P-A | PCT | FT-A | PCT | REB | AST | PTS-AVG |
|---------------|------------|-----------------|-------------|---------------|-------------|----------------|-------------|------------|------------|------------------|
| 2001-02 | 32 | 94-212 | .443 | 18-54 | .333 | 93-123 | .756 | 171 | 48 | 299-9.3 |
| 2002-03 | 32 | 113-261 | .433 | 21-71 | .296 | 81-103 | .786 | 216 | 50 | 328-10.3 |
| 2003-04 | 32 | 136-277 | .491 | 28-81 | .346 | 119-160 | .744 | 219 | 62 | 419-13.1 |
| 2004-05 | 34 | 179-349 | .513 | 27-73 | .370 | 101-148 | .682 | 250 | 62 | 486-14.3 |
| Totals | 130 | 522-1099 | .475 | 94-279 | .337 | 394-534 | .738 | 856 | 222 | 1532-11.8 |

12. Bronson Koenig – 1,459

One of Wisconsin's most prolific shooters, Bronson Koenig finished his career as the program's 3-point king with 270 career 3-pointers to surpass former teammate Ben Brust (235) ... Koenig also set a UW record hitting at least one 3-pointer in 43 straight games ... Koenig was a key contributor on back-to-back Final Four teams, including 2014-15 when he helped lead the Badgers to their first national championship game appearance since 1941 ... as a senior in 2016-17, Koenig was on national watch lists for player of the year awards and Bob Cousy Point Guard of the Year ... 2017 Big Ten All-Tournament Team ... 2017 Second-Team All-Big Ten ... 2016 Third-Team All-Big Ten ... 2017 USBWA Courageous Award winner.

| Season | G | FG-A | PCT | 3P-A | PCT | FT-A | PCT | REB | AST | PTS-AVG |
|---------------|------------|-----------------|-------------|----------------|-------------|----------------|-------------|------------|------------|-----------------|
| 2013-14 | 37 | 51-115 | .443 | 22-67 | .328 | 6-8 | .750 | 46 | 41 | 130-3.5 |
| 2014-15 | 40 | 115-278 | .414 | 62-153 | .405 | 56-69 | .812 | 70 | 98 | 348-8.7 |
| 2015-16 | 35 | 151-385 | .392 | 83-213 | .390 | 74-97 | .763 | 97 | 84 | 459-13.1 |
| 2016-17 | 36 | 181-432 | .419 | 103-262 | .393 | 57-63 | .905 | 77 | 73 | 522-14.5 |
| Totals | 144 | 498-1210 | .412 | 270-695 | .388 | 193-237 | .814 | 406 | 188 | 1459-9.9 |

13. Frank Kaminsky – 1,458

The consensus 2015 National Player of the Year, Frank Kaminsky became the first player in UW history to win the Naismith Trophy, the Wooden Award and the Oscar Robertson Trophy as well as earning AP Player of the Year honors ... averaged just 2.9 points through his first two seasons, but burst onto the national scene earning All-Big Ten and NCAA West Regional MOP honors as a junior ... led the Badgers in points, rebounds, assists, blocks, FG% and 3FG% as a senior while leading UW to back-to-back Final Fours and the 2015 Big Ten Regular Season and Tournament championships ... selected ninth overall by the Charlotte Hornets in the 2015 NBA Draft.

| Season | G | FG-A | PCT | 3P-A | PCT | FT-A | PCT | REB | AST | PTS-AVG |
|---------------|------------|-----------------|-------------|----------------|-------------|----------------|-------------|------------|------------|------------------|
| 2011-12 | 35 | 23-56 | .411 | 10-35 | .286 | 7-14 | .500 | 50 | 10 | 63-1.8 |
| 2012-13 | 32 | 43-98 | .439 | 14-45 | .311 | 33-43 | .767 | 56 | 26 | 133-4.2 |
| 2013-14 | 38 | 196-371 | .528 | 37-98 | .378 | 101-132 | .765 | 240 | 49 | 530-13.9 |
| 2014-15 | 39 | 267-488 | .547 | 42-101 | .416 | 156-200 | .780 | 320 | 103 | 732-18.8 |
| Totals | 144 | 529-1013 | .522 | 103-279 | .369 | 297-389 | .763 | 666 | 188 | 1458-10.1 |

14. Kirk Penney – 1,454

A native of Auckland, New Zealand, Kirk Penney became the first UW player to earn back-to-back first-team All-Big Ten selections (2002 and 2003) since Ab Nicholas in 1951 and 1952 ... unanimous first-team choice by both coaches and media in 2003 ... at the time, set school record with five Big Ten Player of the Week awards ... finished career second on UW career list in 3-pointers made (217) and attempted (561) ... inducted into the UW Athletics Hall of Fame in 2016

| Season | G | FG-A | PCT | 3P-A | PCT | FT-A | PCT | REB | AST | PTS-AVG |
|---------------|------------|-----------------|-------------|----------------|-------------|----------------|-------------|------------|------------|------------------|
| 1999-00 | 34 | 45-135 | .333 | 23-77 | .299 | 14-19 | .737 | 48 | 27 | 127-3.7 |
| 2000-01 | 29 | 108-245 | .441 | 70-162 | .432 | 40-56 | .714 | 88 | 32 | 326-11.2 |
| 2001-02 | 32 | 167-368 | .454 | 62-161 | .385 | 86-112 | .768 | 157 | 55 | 482-15.1 |
| 2002-03 | 32 | 183-410 | .446 | 62-161 | .385 | 91-121 | .752 | 191 | 100 | 519-16.2 |
| Totals | 127 | 503-1158 | .434 | 217-561 | .387 | 231-308 | .750 | 484 | 214 | 1454-11.4 |

15. D'Mitrik Trice — 1,430

Over five seasons, D'Mitrik Trice appeared in 143 games (fifth-most in UW history), including 108 starts ... a two-time, third-team All-Big Ten selection, Trice finished his career second in 3-pointers (244) and third in assists (430) ... one of just three Badgers to accumulate 1,300 points, 400 rebounds and 400 assists, joining Ethan Happ and Jordan Taylor ... the point guard's 2.11 assist-to-turnover ratio ranks fourth in UW annals ... led the Badgers in scoring as a senior and paced the team in assists in each of his last two seasons

| Season | G | FG-A | PCT | 3P-A | PCT | FT-A | PCT | REB | AST | PTS-AVG |
|---------------|------------|-----------------|-------------|----------------|-------------|----------------|-------------|------------|------------|------------------|
| 2016-17 | 37 | 70-184 | .380 | 38-91 | .418 | 30-38 | .789 | 69 | 63 | 208-5.6 |
| 2017-18 | 10 | 35-92 | .380 | 12-40 | .300 | 12-17 | .706 | 20 | 23 | 94-9.4 |
| 2018-19 | 34 | 133-346 | .384 | 76-195 | .390 | 51-68 | .750 | 94 | 90 | 393-11.6 |
| 2019-20 | 31 | 104-274 | .380 | 56-149 | .376 | 41-55 | .745 | 125 | 131 | 305-9.8 |
| 2020-21 | 31 | 144-351 | .410 | 62-166 | .373 | 80-101 | .792 | 105 | 123 | 430-13.9 |
| Totals | 143 | 486-1247 | .390 | 244-641 | .381 | 214-279 | .767 | 413 | 430 | 1430-10.0 |

16. Devin Harris — 1,425

The 2004 Big Ten Player of the Year, Devin Harris was a starter for two regular season Big Ten championship teams (2002 and 2003) and the 2004 Big Ten Tournament title squad ... 2004 Wooden Award All-American ... finalist for Wooden, Naismith, Rupp and USBWA Player of the Year Awards as a junior ... runner-up for the Cousy Award (top collegiate point guard) ... second-team AP All-American ... also earned the 2004 Big Ten Tournament Most Outstanding Player award ... his 624 points in 2003-04 were the second-highest single-season mark in UW history at the time ... set the school record with 171 made free throws in 2004 ... started all 96 games of his career, averaging 35.0 minutes per game ... drafted by Washington with the fifth overall pick in the 2004 NBA Draft ... earned All-Star recognition with the New Jersey Nets in 2009 ... inducted into the UW Athletics Hall of Fame in 2017

| Season | G | FG-A | PCT | 3P-A | PCT | FT-A | PCT | REB | AST | PTS-AVG |
|---------------|-----------|----------------|-------------|----------------|-------------|----------------|-------------|------------|------------|------------------|
| 2001-02 | 32 | 117-283 | .413 | 59-161 | .366 | 101-130 | .777 | 105 | 56 | 394-12.3 |
| 2002-03 | 32 | 132-285 | .463 | 53-137 | .387 | 90-119 | .756 | 147 | 98 | 407-12.7 |
| 2003-04 | 32 | 189-412 | .459 | 75-201 | .373 | 171-216 | .792 | 139 | 141 | 624-19.5 |
| Totals | 96 | 438-980 | .447 | 187-499 | .375 | 362-465 | .778 | 391 | 295 | 1425-14.8 |

17. Clarence Sherrod — 1,408

UW's career leader in scoring average (19.6 ppg), Clarence Sherrod was inducted into the UW Athletic Hall of Fame in 2002 ... second-team All-Big Ten choice in 1969-70 and 1970-71 ... Academic All-Big Ten in 1969-70 ... team co-captain in 1970-71 ... led team in scoring in 1969-70 and 1970-71 ... ranks second behind Alando Tucker with 40 consecutive games scoring in double figures ... still holds Badger single-season mark for scoring average of 23.8 in 1970-71 ... ranks second to Devin Harris in season free throws (168) in 1969-70 ... seven career 30-point games ... chosen by Chicago in eighth round (134th overall) of 1971 NBA Draft

| Season | G | FG-A | PCT | 3P-A | PCT | FT-A | PCT | REB | AST | PTS-AVG |
|---------------|-----------|-----------------|-------------|-----------|-----------|----------------|-------------|------------|-----------|------------------|
| 1968-69 | 24 | 104-273 | .381 | -- | -- | 92-120 | .767 | 161 | -- | 300-12.5 |
| 1969-70 | 24 | 185-438 | .420 | -- | -- | 168-202 | .832 | 174 | -- | 538-22.4 |
| 1970-71 | 24 | 211-519 | .407 | -- | -- | 148-200 | .740 | 183 | -- | 570-23.8 |
| Totals | 72 | 500-1230 | .407 | -- | -- | 408-522 | .782 | 518 | -- | 1408-19.6 |

18. Cory Blackwell — 1,405

A first-team All-Big Ten selection in 1983-84, Cory Blackwell garnered AP honorable mention All-America honors in his third and final season at Wisconsin ... two-time team MVP (1982-83 and 1983-84) ... third-team All-Big Ten in 1982-83 ... 36 straight games scoring in double figures ... his 16.9 ppg career scoring average ranks fourth in UW annals ... his 529 points in 1983-84 were the third-highest mark in UW history at the time ... selected by Seattle in second round (29th overall) of 1984 NBA Draft

| Season | G | FG-A | PCT | 3P-A | PCT | FT-A | PCT | REB | AST | PTS-AVG |
|---------------|-----------|-----------------|-------------|------------|-------------|----------------|-------------|------------|------------|------------------|
| 1981-82 | 27 | 147-330 | .445 | -- | -- | 71-103 | .689 | 137 | 43 | 365-13.5 |
| 1982-83 | 28 | 215-465 | .462 | 1-4 | .250 | 80-113 | .708 | 206 | 44 | 511-18.3 |
| 1983-84 | 28 | 201-439 | .458 | -- | -- | 127-181 | .702 | 243 | 50 | 529-18.9 |
| Totals | 83 | 563-1234 | .456 | 1-4 | .250 | 278-397 | .700 | 586 | 137 | 1405-16.9 |

19. Jon Leuer — 1,376

Jon Leuer led UW in scoring and rebound during both his junior and senior seasons ... earned honorable mention AP All-America status as a senior ... 2011 first-team All-Big Ten selection (coaches) and second-team All-Big Ten (media) as well as NABC All-District 11, USBWA All-District 5 ... two-time Academic All-Big Ten (2009 & 2010) missed nine games as a junior with a broken left wrist ... scored 621 points in his senior season, the third-highest single-season total in school annals ... was part of a class that totaled 100 career wins ... his 85 career blocks place him 10th on UW's all-time ledger ... selected in second round of 2011 NBA Draft by the Milwaukee Bucks ... inducted into the UW Athletics Hall of Fame in 2021

| Season | G | FG-A | PCT | 3P-A | PCT | FT-A | PCT | REB | AST | PTS-AVG |
|---------------|------------|-----------------|-------------|----------------|-------------|----------------|-------------|------------|------------|------------------|
| 2007-08 | 32 | 34-72 | .472 | 12-26 | .462 | 14-29 | .483 | 40 | 12 | 94-2.9 |
| 2008-09 | 33 | 115-247 | .466 | 16-54 | .296 | 46-76 | .605 | 126 | 28 | 292-8.8 |
| 2009-10 | 24 | 142-272 | .522 | 18-46 | .391 | 67-93 | .720 | 139 | 39 | 369-15.4 |
| 2010-11 | 34 | 227-483 | .470 | 54-146 | .370 | 113-134 | .843 | 246 | 56 | 621-18.3 |
| Totals | 123 | 518-1074 | .482 | 100-272 | .368 | 240-332 | .723 | 551 | 135 | 1376-11.2 |

20. Sam Dekker — 1,363

An in-state product from Sheboygan, Wisconsin, Sam Dekker put a bow on his career by earning 2015 NCAA Tournament West Regional Most Outstanding Player honors after helping the Badgers to back-to-back Final Fours ... a second-team All-Big Ten pick as a junior, Dekker was also a finalist for the Julius Erving Award after averaging 13.9 points and 5.5 rebounds per game ... with 1,363 points and 569 rebounds, he became just the eighth player in UW history to top 1,000 points and 500 rebounds in three seasons ... declared early for the NBA and was selected by the Houston Rockets with the 18th overall pick in the 2015 NBA Draft

| Season | G | FG-A | PCT | 3P-A | PCT | FT-A | PCT | REB | AST | PTS-AVG |
|---------------|------------|-----------------|-------------|----------------|-------------|----------------|-------------|------------|------------|------------------|
| 2012-13 | 35 | 118-247 | .478 | 50-128 | .391 | 49-71 | .690 | 118 | 47 | 335-9.6 |
| 2013-14 | 38 | 168-358 | .469 | 42-129 | .326 | 94-137 | .686 | 231 | 52 | 472-12.4 |
| 2014-15 | 40 | 213-406 | .525 | 50-151 | .331 | 80-113 | .708 | 220 | 49 | 556-13.9 |
| Totals | 113 | 499-1011 | .494 | 142-408 | .348 | 223-321 | .695 | 569 | 148 | 1363-12.1 |

21. Trévon Hughes — 1,339

Trévon Hughes was a part of 105 wins during his Badger career, tying the UW record ... he appeared in 132 games, starting 100 contests ... starter on the 2008 Big Ten regular season and tournament championship team ... 2010 All-Big Ten second team ... 2010 Big Ten All-Defensive team ... 2010 Bob Cousy Award finalist ... 2008 and 2009 All-Big Ten honorable mention ... finished career ranked third in UW history with 177 career steals, 10th with 277 assists and seventh with 175 3-pointers ... just the third UW player in history with 1,300 points, 300 rebounds and 250 assists, joining Michael Finley and Devin Harris ... posted 15 career games with 20+ points

| Season | G | FG-A | PCT | 3P-A | PCT | FT-A | PCT | REB | AST | PTS-AVG |
|---------------|------------|-----------------|-------------|----------------|-------------|----------------|-------------|------------|------------|------------------|
| 2006-07 | 31 | 11-35 | .314 | 6-18 | .333 | 14-20 | .700 | 32 | 11 | 42-1.4 |
| 2007-08 | 35 | 121-307 | .394 | 43-137 | .314 | 108-157 | .688 | 107 | 86 | 393-11.2 |
| 2008-09 | 33 | 121-317 | .382 | 52-145 | .359 | 105-137 | .766 | 105 | 94 | 399-12.1 |
| 2009-10 | 33 | 162-399 | .406 | 74-1877 | .396 | 107-150 | .713 | 148 | 86 | 505-15.3 |
| Totals | 132 | 415-1058 | .392 | 175-487 | .359 | 334-464 | .720 | 392 | 277 | 1339-10.1 |

22. Sean Mason — 1,294

Sean Mason appeared in 105 games for the Badgers (72 starts) and capped his career with AP honorable mention All-America honors as a senior ... second-team All-Big Ten in 1998-99 and honorable mention the year before ... he finished his career ranked sixth in free throw percentage (.794), fifth in free throws (332), fifth in 3-point field goals (166) and third in 3-point field goal attempts (471) ... team's leading scorer his last two seasons, he was Big Ten's sixth-leading scorer as a senior ... set UW single-season records for 3-point field goals (78) and 3-point attempts (208) his senior year ... a right ACL injury cut short his sophomore season after 13 games a left ACL injury limited the following year (in which he redshirted) to four games ... tri-captain in '97-98

| Season | G | FG-A | PCT | 3P-A | PCT | FT-A | PCT | REB | AST | PTS-AVG |
|---------------|------------|-----------------|-------------|----------------|-------------|----------------|-------------|------------|------------|------------------|
| 1994-95 | 25 | 41-122 | .336 | 21-62 | .339 | 23-39 | .590 | 49 | 20 | 126-5.0 |
| 1995-96 | 13 | 37-93 | .398 | 10-31 | .323 | 28-33 | .848 | 31 | 22 | 112-8.6 |
| 1996-97 | 4 | 9-25 | .360 | 3-9 | .333 | 16-20 | .800 | 11 | 5 | 37-9.3 |
| 1997-98 | 31 | 149-378 | .394 | 54-161 | .335 | 128-157 | .815 | 106 | 46 | 480-15.5 |
| 1998-99 | 32 | 162-419 | .387 | 78-208 | .375 | 137-169 | .811 | 137 | 61 | 539-16.8 |
| Totals | 105 | 398-1037 | .384 | 166-471 | .352 | 332-418 | .794 | 334 | 154 | 1294-12.3 |

23. Tracy Webster – 1,264

Tracy Webster earned second-team All-Big Ten honors in 1991-92, third-team in 1992-93 and honorable mention in 1993-94 ... Wisconsin's career leader in assists (501) and is ranked second to Mike Kelley in career steals (183) ... holds the top two single-season assist marks in school history with 179 in 1992-93 and 171 in 1993-94 ... posted seven double-doubles with points and assists ... holds UW single-season mark for 3-point field goal percentage (.490) set in 1991-92 ... his seven 3-pointers in a 1994 NCAA tournament game vs. Missouri tied the school record as did his 13-assist game vs. Michigan (2/26/92) ... team MVP in 1991-92 ... three-time team captain (1991-92, '92-93 and '93-94) ... served as head coach at DePaul for 16 games in 2010 ... inducted into the UW Athletics Hall of Fame in 2017

| Season | G | FG-A | PCT | 3P-A | PCT | FT-A | PCT | REB | AST | PTS-AVG |
|---------------|-----------|-----------------|-------------|----------------|-------------|----------------|-------------|------------|------------|------------------|
| 1991-92 | 31 | 186-419 | .444 | 75-153 | .490 | 90-115 | .783 | 116 | 151 | 537-17.3 |
| 1992-93 | 28 | 139-354 | .393 | 45-134 | .336 | 72-89 | .809 | 96 | 179 | 395-14.1 |
| 1993-94 | 29 | 120-272 | .441 | 47-119 | .395 | 45-63 | .714 | 79 | 171 | 332-11.4 |
| Totals | 88 | 445-1045 | .426 | 167-406 | .411 | 207-267 | .775 | 291 | 501 | 1264-14.4 |

24. Wes Matthews – 1,251

Wes Matthews left Wisconsin as the No. 2 scorer in school history and his 18.1 career average still ranks third ... second-team All-Big Ten in 1979-80 and third-team all-league honors from UPI in 1978-79 ... team MVP in 1978-79 ... career .817 free-throw shooter, including a then-UW record .888 in final season ... made school-record 35 straight free throws during 1979-80 campaign ... led team in scoring in each of his three seasons ... selected in first round (14th overall) of 1980 NBA Draft by Washington ... played nine seasons in the NBA, winning two NBA championship rings with the Lakers

| Season | G | FG-A | PCT | 3P-A | PCT | FT-A | PCT | REB | AST | PTS-AVG |
|---------------|-----------|-----------------|-------------|-----------|-----------|----------------|-------------|------------|------------|------------------|
| 1977-78 | 14 | 83-197 | .421 | -- | -- | 37-52 | .712 | 47 | 31 | 203-14.5 |
| 1978-79 | 27 | 195-417 | .468 | -- | -- | 109-139 | .784 | 69 | 106 | 499-18.5 |
| 1979-80 | 28 | 211-412 | .512 | -- | -- | 127-143 | .888 | 73 | 118 | 549-19.6 |
| Totals | 69 | 489-1026 | .477 | -- | -- | 273-334 | .817 | 189 | 255 | 1251-18.1 |

25. Kammron Taylor – 1,223

A second-team All-Big Ten selection as a senior, Kammron Taylor set the then-school record for minutes played in a season with 1,182 in 2006-07 ... also earned honorable mention All-Big Ten as a junior ... exited UW ranking sixth in career free-throw percentage (.795) and eighth in career made 3-pointers with 163 ... scored a career-high 29 points against Michigan on Jan. 18, 2006 ... started 36 games in 2006-07, tied among single-season school leaders

| Season | G | FG-A | PCT | 3P-A | PCT | FT-A | PCT | REB | AST | PTS-AVG |
|---------------|------------|----------------|-------------|----------------|-------------|----------------|-------------|------------|------------|------------------|
| 2003-04 | 18 | 7-19 | .368 | 2-8 | .250 | 5-6 | .833 | 2 | 1 | 21-1.2 |
| 2004-05 | 34 | 85-224 | .379 | 26-77 | .338 | 89-116 | .767 | 82 | 56 | 285-8.4 |
| 2005-06 | 31 | 140-364 | .385 | 67-168 | .399 | 92-111 | .829 | 91 | 73 | 439-14.2 |
| 2006-07 | 36 | 143-340 | .421 | 68-177 | .384 | 124-157 | .790 | 81 | 70 | 478-13.3 |
| Totals | 119 | 375-947 | .396 | 163-430 | .379 | 310-390 | .795 | 257 | 200 | 1223-10.3 |

26. Joe Franklin – 1,215

Inducted into the UW Athletic Hall of Fame in 1997, Joe Franklin was a first-team All-Big Ten choice in 1967-68 ... UW's career rebounding average leader (11.9 per game) and the school's No. 2 rebounder overall ... led team in rebounding in each of his three seasons ... owns 47 career double-doubles, the most in Wisconsin history ... set the UW single-season scoring record with 544 in 1967-68 ... team MVP in 1966-67 and 1967-68 ... team captain in 1967-68 ... his 27 rebounds vs. Purdue (3/2/68) rank second in UW single-game annals ... chosen in fifth round (63rd overall) of 1968 NBA Draft by Milwaukee

| Season | G | FG-A | PCT | 3P-A | PCT | FT-A | PCT | REB | AST | PTS-AVG |
|---------------|-----------|----------------|-------------|-----------|-----------|----------------|-------------|------------|-----------|------------------|
| 1965-66 | 24 | 118-281 | .419 | -- | -- | 48-99 | .485 | 235 | -- | 284-11.8 |
| 1966-67 | 24 | 139-316 | .440 | -- | -- | 109-167 | .653 | 289 | -- | 387-16.1 |
| 1967-68 | 24 | 202-402 | .502 | -- | -- | 140-210 | .667 | 334 | -- | 544-22.7 |
| Totals | 72 | 459-999 | .459 | -- | -- | 297-476 | .624 | 858 | -- | 1215-16.9 |

27. Dale Koehler — 1,200

A two-time team MVP and captain (1974-75 and 1975-76), Dale Koehler at one point registered 28 straight double-digit scoring games ... led team in scoring and rebounding last two seasons, averaging a double-double both seasons ... connected on a school-record 17 free throws vs. Loyola (Ill.) on Dec. 6, 1975 ... set then-school record for points in a half with 28 and finished with 36 points vs. Michigan on Feb. 2, 1976 ... selected by Cleveland in eighth round (123rd overall) of 1976 NBA Draft

| Season | G | FG-A | PCT | 3P-A | PCT | FT-A | PCT | REB | AST | PTS-AVG |
|---------------|-----------|-----------------|-------------|-----------|-----------|----------------|-------------|------------|-----------|------------------|
| 1972-73 | 7 | 4-11 | .364 | -- | -- | 3-6 | .500 | 9 | -- | 11-1.6 |
| 1973-74 | 24 | 129-273 | .473 | -- | -- | 44-73 | .603 | 195 | 39 | 302-12.6 |
| 1974-75 | 21 | 155-307 | .505 | -- | -- | 72-109 | .661 | 213 | 33 | 382-18.2 |
| 1975-76 | 26 | 190-437 | .435 | -- | -- | 125-165 | .758 | 263 | 48 | 505-19.4 |
| Totals | 78 | 478-1028 | .465 | -- | -- | 244-353 | .691 | 680 | -- | 1200-15.4 |

28. Dick Cable — 1,180

Dick Cable was inducted into the UW Athletics Hall of Fame as part of the Class of 1998... named team MVP and captain in 1954-55 ... led UW in scoring in 1953-54 and 1954-55 ... paced team in free throw percentage in 1952-53 and 1953-54 ... became second player in school history to eclipse the 1,000-point mark, setting the school's career points record at the time ... Milwaukee's second choice in 1955 NBA Draft

| Season | G | FG-A | PCT | 3P-A | PCT | FT-A | PCT | REB | AST | PTS-AVG |
|---------------|-----------|-----------------|-------------|-----------|-----------|----------------|-------------|------------|-----------|------------------|
| 1951-52 | 16 | 50-128 | .391 | -- | -- | 36-51 | .706 | 92 | 41 | 136-8.5 |
| 1952-53 | 22 | 110-299 | .368 | -- | -- | 81-110 | .736 | 100 | -- | 301-13.7 |
| 1953-54 | 22 | 116-266 | .436 | -- | -- | 69-92 | .750 | 90 | -- | 301-13.7 |
| 1954-55 | 22 | 156-389 | .401 | -- | -- | 130-170 | .765 | 118 | -- | 442-20.2 |
| Totals | 82 | 432-1082 | .399 | -- | -- | 316-423 | .747 | 400 | -- | 1180-14.4 |

29. Joe Chernelich — 1,171

A four-year starter, Joe Chernelich was a two-time team captain (1978-79 and 1979-80) and team MVP in 1979-80 ... led Badgers in rebounding in 1977-78 ... set then-UW career record for field goal percentage with a mark of .512 ... his 841 career rebounds still rank fourth in UW annals ... first Badger to average double figures in points for four full seasons ... chosen by New York in the fourth round (82nd overall) of the 1980 NBA Draft

| Season | G | FG-A | PCT | 3P-A | PCT | FT-A | PCT | REB | AST | PTS-AVG |
|---------------|------------|----------------|-------------|-----------|-----------|----------------|-------------|------------|------------|------------------|
| 1976-77 | 27 | 122-227 | .537 | -- | -- | 77-113 | .681 | 238 | 30 | 321-11.9 |
| 1977-78 | 27 | 112-221 | .507 | -- | -- | 51-72 | .708 | 182 | 61 | 275-10.2 |
| 1978-79 | 26 | 108-230 | .470 | -- | -- | 60-92 | .652 | 212 | 42 | 276-10.6 |
| 1979-80 | 29 | 123-230 | .535 | -- | -- | 53-81 | .654 | 209 | 58 | 299-10.3 |
| Totals | 109 | 465-908 | .512 | -- | -- | 241-358 | .673 | 841 | 191 | 1171-10.7 |

30. Jason Bohannon — 1,170

Appearing in 135 career games (second-most in school history), Jason Bohannon tied the school record with 105 wins ... started 68 games and set the Badger record with 1,214 minutes played during his senior season ... 2010 third-team All-Big Ten ... 2008 Big Ten Sixth Man of the Year ... owns UW record for consecutive made free throws with 39 straight in 2008 ... career 84.8% free throw shooter, ranking third in UW history ... finished career ranking fourth in school history with 212 made 3-pointers ... led Big Ten in free throw percentage during 2008 conference games (.957)

| Season | G | FG-A | PCT | 3P-A | PCT | FT-A | PCT | REB | AST | PTS-AVG |
|---------------|------------|----------------|-------------|----------------|-------------|----------------|-------------|------------|------------|-----------------|
| 2006-07 | 33 | 49-110 | .445 | 27-74 | .365 | 26-31 | .839 | 48 | 35 | 151-4.6 |
| 2007-08 | 36 | 85-198 | .429 | 53-135 | .393 | 72-83 | .867 | 85 | 50 | 295-8.2 |
| 2008-09 | 33 | 104-273 | .381 | 64-175 | .366 | 68-84 | .810 | 101 | 55 | 340-10.3 |
| 2009-10 | 33 | 127-277 | .458 | 68-175 | .389 | 62-71 | .873 | 119 | 71 | 384-11.6 |
| Totals | 135 | 365-858 | .425 | 212-559 | .379 | 228-269 | .848 | 353 | 211 | 1170-8.7 |

31. Don Rehfeldt — 1,169

Don Rehfeldt is one of just seven Badgers to earn first-team All-America honors (1950) ... Big Ten MVP in 1950 ... first-team All-Big Ten in 1949 and 1950 ... two-time team MVP (1948-49 and 1949-50) ... led UW in scoring and free throw pct. in 1948-49 and 1949-50 and led Badgers in field goal pct. in 1947-48, 1948-49 and 1949-50 ... still holds school record for field goal attempts with 37 vs. Iowa on Feb. 28, 1949 ... first Badger to reach 1,000 points ... inducted into the UW Athletics Hall of Fame in 1991 ... chosen second overall by Baltimore in the 1950 NBA Draft ... *entered service after first semester as freshman

| Season | G | FG-A | PCT | 3P-A | PCT | FT-A | PCT | REB | AST | PTS-AVG |
|---------------|-----------|---------------|-----------|-----------|-----------|---------------|-----------|-----------|-----------|------------------|
| 1944-45* | 9 | 37-na | --- | -- | -- | 21-na | -- | -- | -- | 95-10.6 |
| 1946-47 | 8 | 12-51 | .235 | -- | -- | 9-18 | .500 | -- | -- | 33-4.1 |
| 1947-48 | 20 | 86-258 | .333 | -- | -- | 52-78 | .667 | -- | -- | 224-11.2 |
| 1948-49 | 22 | 146-436 | .335 | -- | -- | 89-129 | .690 | -- | -- | 381-17.3 |
| 1949-50 | 22 | 170-505 | .337 | -- | -- | 96-147 | .653 | -- | -- | 436-19.8 |
| Totals | 81 | 451-na | -- | -- | -- | 267-na | -- | -- | -- | 1169-14.4 |

32. Leon Howard — 1,165

Leon Howard was a two-time team MVP (1971-72 and 1972-73) and also earned team captain honors in 1972-73 ... a three-year starter who led UW in scoring in each of his last two seasons ... paced Badgers in free throw percentage in 1972-73 ... one of four Badgers to record a double-double (15 points, 11 rebounds) in a win over Loyola (New Orleans) in 1970

| Season | G | FG-A | PCT | 3P-A | PCT | FT-A | PCT | REB | AST | PTS-AVG |
|---------------|-----------|----------------|-------------|-----------|-----------|----------------|-------------|------------|-----------|------------------|
| 1970-71 | 23 | 133-290 | .455 | -- | -- | 90-130 | .692 | 104 | -- | 356-14.8 |
| 1971-72 | 23 | 143-346 | .413 | -- | -- | 92-136 | .676 | 179 | -- | 378-16.4 |
| 1972-73 | 24 | 157-353 | .445 | -- | -- | 117-157 | .745 | 155 | -- | 431-18.0 |
| Totals | 70 | 433-989 | .438 | -- | -- | 299-423 | .707 | 439 | -- | 1165-16.6 |

33. Scott Roth — 1,156

A three-year starter, Scott Roth earned team MVP as a senior in 1984-85 ... two-time team captain (1983-84 and 1984-85) ... led UW in scoring in 1984-85, field goal percentage in 1983-84 and 1984-85 and free throw percentage, assists and steals in 1983-84 ... selected by San Antonio in the fourth round (82nd overall) of the 1985 NBA Draft ... appeared in 166 games for Utah, San Antonio and Minnesota

| Season | G | FG-A | PCT | 3P-A | PCT | FT-A | PCT | REB | AST | PTS-AVG |
|---------------|------------|----------------|-------------|------------|-----------|----------------|-------------|------------|------------|------------------|
| 1981-82 | 25 | 47-102 | .461 | -- | -- | 10-18 | .556 | 47 | 27 | 104-4.2 |
| 1982-83 | 28 | 59-156 | .378 | 0-0 | -- | 43-60 | .717 | 94 | 67 | 161-5.8 |
| 1983-84 | 28 | 151-304 | .497 | -- | -- | 76-96 | .792 | 83 | 87 | 378-13.5 |
| 1984-85 | 28 | 198-365 | .542 | -- | -- | 117-156 | .750 | 86 | 74 | 513-18.3 |
| Totals | 109 | 455-927 | .491 | 0-0 | -- | 246-330 | .745 | 310 | 255 | 1156-10.6 |

34. Ben Brust — 1,148

Ben Brust finished his career as the most prolific 3-point shooter in school history, making a UW-record 235 triples ... Brust also holds the top two single-season 3-point totals at Wisconsin, including 96 as a senior in 2014. A two-time honorable mention All-Big Ten selection, Brust posted UW's fourth-highest career free throw percentage at 82.7 percent. The author for one of the most memorable plays in UW history, Brust drained a half-court buzzer-beater to force overtime in the Badgers' 65-62 win over No. 3 Michigan on Feb. 9, 2013.

| Season | G | FG-A | PCT | 3P-A | PCT | FT-A | PCT | REB | AST | PTS-AVG |
|---------------|------------|----------------|-------------|----------------|-------------|----------------|-------------|------------|------------|-----------------|
| 2010-11 | 15 | 4-16 | .250 | 2-10 | .200 | 0-0 | -- | 7 | 1 | 10-0.7 |
| 2011-12 | 36 | 92-232 | .397 | 58-149 | .389 | 20-24 | .833 | 79 | 26 | 262-7.3 |
| 2012-13 | 35 | 140-330 | .424 | 79-203 | .389 | 29-43 | .674 | 180 | 79 | 388-11.1 |
| 2013-14 | 38 | 156-372 | .419 | 96-244 | .393 | 80-89 | .899 | 171 | 50 | 488-12.8 |
| Totals | 124 | 392-950 | .413 | 235-606 | .388 | 129-156 | .827 | 437 | 156 | 1148-9.3 |

35. James Johnson — 1,147

James Johnson led the Badgers in scoring, rebounding and field goal percentage in 1968-69 en route to earning team MVP honors ... served as captain in 1968-69 ... three-year starter ... paced UW in free throw percentage in 1967-68 ... selected by Boston in seventh round (93rd overall) of 1969 NBA Draft

| Season | G | FG-A | PCT | 3P-A | PCT | FT-A | PCT | REB | AST | PTS-AVG |
|---------------|-----------|----------------|-------------|-----------|-----------|----------------|-------------|------------|-----------|------------------|
| 1966-67 | 24 | 104-228 | .456 | -- | -- | 72-107 | .673 | 128 | -- | 280-11.7 |
| 1967-68 | 24 | 155-355 | .437 | -- | -- | 95-130 | .731 | 191 | -- | 405-16.9 |
| 1968-69 | 24 | 164-401 | .409 | -- | -- | 134-192 | .698 | 210 | -- | 462-19.2 |
| Totals | 72 | 423-984 | .430 | -- | -- | 301-429 | .702 | 529 | -- | 1147-15.9 |

36. Brian Butch — 1,115

Brian Butch earned consensus first-team All-Big Ten honors while leading Wisconsin to the 2008 Big Ten championship ... three-time Academic All-Big Ten ... finished career ranked ninth in school history with 667 career rebounds and fifth with 222 career offensive rebounds ... one of only eight players in UW history with at least 1,000 career points and 650 career rebounds ... played in 97 Badger victories during his career ... tallied 12 career double-doubles

| Season | G | FG-A | PCT | 3P-A | PCT | FT-A | PCT | REB | AST | PTS-AVG |
|---------------|------------|----------------|-------------|---------------|-------------|----------------|-------------|------------|-----------|-----------------|
| 2004-05 | 27 | 35-83 | .422 | 8-25 | .320 | 20-34 | .588 | 67 | 6 | 98-3.6 |
| 2005-06 | 31 | 119-241 | .494 | 22-69 | .319 | 46-70 | .657 | 185 | 42 | 306-9.9 |
| 2006-07 | 30 | 97-204 | .475 | 16-47 | .340 | 55-94 | .585 | 178 | 19 | 265-8.8 |
| 2007-08 | 35 | 158-346 | .457 | 23-75 | .307 | 96-146 | .658 | 237 | 29 | 435-12.4 |
| Totals | 123 | 409-874 | .468 | 69-216 | .319 | 282-410 | .688 | 667 | 96 | 1084-8.8 |

37. Marcus Landry — 1,114

A two-time second-team all-Big Ten pick in 2008 and 2009, Marcus Landry earned Most Outstanding Player of the 2008 Big Ten Tournament ... finished career ranking eighth in UW annals with 185 career offensive rebounds and fifth in Badgers history with 99 career blocks ... became just the 18th player in UW history with 1,000 points and 500 rebounds ... posted 45 career double-digit scoring games ... Wisconsin won 100 games during his four-year career ... led Badgers in scoring, blocks and FG pct. in 2009

| Season | G | FG-A | PCT | 3P-A | PCT | FT-A | PCT | REB | AST | PTS-AVG |
|---------------|------------|----------------|-------------|---------------|-------------|----------------|-------------|------------|------------|-----------------|
| 2005-06 | 16 | 35-76 | .474 | 4-11 | .364 | 20-28 | .714 | 50 | 20 | 96-6.0 |
| 2006-07 | 36 | 81-156 | .519 | 13-36 | .361 | 36-64 | .563 | 116 | 30 | 211-5.9 |
| 2007-08 | 36 | 146-313 | .466 | 19-54 | .352 | 78-102 | .765 | 194 | 50 | 389-10.8 |
| 2008-09 | 33 | 166-331 | .502 | 29-79 | .367 | 57-91 | .626 | 151 | 51 | 418-12.7 |
| Totals | 121 | 429-876 | .490 | 65-180 | .361 | 191-285 | .670 | 511 | 151 | 1114-9.2 |

38. Ken Siebel — 1,084

Ken Siebel was inducted into the UW Athletics Hall of Fame in 2006 for a standout career which featured team MVP honors three different seasons ... a three-year starter who led UW in scoring in 1961-62 ... paced Badgers in field goal percentage in 1960-61 and 1961-62 ... UW's free throw percentage leader in each of his three seasons ... selected by Baltimore in sixth round (47th overall) of the 1963 NBA Draft

| Season | G | FG-A | PCT | 3P-A | PCT | FT-A | PCT | REB | AST | PTS-AVG |
|---------------|-----------|----------------|-------------|-----------|-----------|----------------|-------------|------------|-----------|------------------|
| 1960-61 | 24 | 108-250 | .432 | -- | -- | 67-97 | .691 | 173 | -- | 283-11.8 |
| 1961-62 | 24 | 144-318 | .453 | -- | -- | 104-155 | .671 | 171 | -- | 392-16.3 |
| 1962-63 | 23 | 149-344 | .433 | -- | -- | 111-158 | .703 | 199 | -- | 409-17.8 |
| Totals | 71 | 401-912 | .440 | -- | -- | 282-410 | .688 | 543 | -- | 1084-15.3 |

39. Nate Reuvers – 1,078

Nate Reuvers appeared in 124 games (104 starts) during his UW career, earning third-team All-Big Ten honors as a junior in 2020 ... led the Badgers in scoring (13.1 ppg) as a junior and helped UW claim a share of the 2020 Big Ten Championship ... finished his career as Wisconsin's all-time blocks leader, totaling 184 career swats ... twice matched the single-game school record with 9 blocked shots against Stanford in 2018 and again against Eastern Illinois in 2019 ... two-time Academic All-Big Ten honoree (2019, 2021)

| Season | G | FG-A | PCT | 3P-A | PCT | FT-A | PCT | REB | AST | PTS-AVG |
|---------------|------------|----------------|-------------|---------------|-------------|----------------|-------------|------------|-----------|-----------------|
| 2017-18 | 28 | 58-152 | .382 | 12-47 | .255 | 20-24 | .833 | 55 | 22 | 148-5.3 |
| 2018-19 | 34 | 105-234 | .449 | 32-84 | .381 | 26-41 | .634 | 133 | 34 | 268-7.9 |
| 2019-20 | 31 | 147-328 | .448 | 30-89 | .337 | 81-103 | .786 | 140 | 18 | 405-13.1 |
| 2020-21 | 31 | 100-238 | .420 | 18-63 | .286 | 39-50 | .780 | 101 | 22 | 257-8.3 |
| Totals | 124 | 410-952 | .431 | 92-283 | .325 | 166-218 | .761 | 429 | 96 | 1078-8.7 |

40. Tim Locum – 1,077

One of the top 3-point shooters in UW history, Tim Locum holds the school record for made 3-pointers with 227 and currently ranks fourth on the all-time NCAA list for 3-point field goal percentage (.472) among players who have made at least 200 shots from beyond the arc ... two-time team captain (1989-90 and 1990-91) ... two-year starter ... owns three of the top five single-season 3-point shooting percentages in UW annals ... converted a school-record seven 3-pointers in a game on two different occasions

| Season | G | FG-A | PCT | 3P-A | PCT | FT-A | PCT | REB | AST | PTS-AVG |
|---------------|------------|----------------|-------------|----------------|-------------|----------------|-------------|------------|------------|-----------------|
| 1987-88 | 28 | 58-137 | .423 | 41-93 | .441 | 30-35 | .857 | 41 | 41 | 187-6.7 |
| 1988-89 | 30 | 83-168 | .494 | 54-111 | .486 | 45-55 | .818 | 71 | 60 | 265-8.8 |
| 1989-90 | 30 | 94-194 | .485 | 67-143 | .469 | 40-45 | .889 | 69 | 67 | 295-9.8 |
| 1990-91 | 30 | 107-212 | .505 | 65-134 | .485 | 51-59 | .864 | 75 | 53 | 330-11.0 |
| Totals | 118 | 342-711 | .481 | 227-481 | .472 | 166-194 | .856 | 256 | 221 | 1077-9.1 |

41. Josh Gasser – 1,075

By the time Josh Gasser finished his UW career, the Port Washington, Wisconsin, native had re-written all of the school's career service records, setting the marks for career starts (144), games played (148) and total minutes player (4,774) ... a two-time All-Big Ten Defensive Team selection, he joined Michael Finley as the only players in Badgers history to post 1,000 points, 500 rebounds and 250 assists ... "Captain America," as he was called by his teammates, finished his career ranked 10th in UW history by shooting 40.2% from 3-point range and third in Badgers annals with a 2.25 career assist-to-turnover ratio

| Season | G | FG-A | PCT | 3P-A | PCT | FT-A | PCT | REB | AST | PTS-AVG |
|---------------|------------|----------------|-------------|----------------|-------------|----------------|-------------|------------|------------|-----------------|
| 2010-11 | 34 | 68-144 | .472 | 19-63 | .302 | 47-55 | .855 | 132 | 75 | 202-5.9 |
| 2011-12 | 36 | 84-181 | .464 | 42-93 | .452 | 65-83 | .783 | 152 | 67 | 275-7.6 |
| 2013-14 | 38 | 84-194 | .433 | 47-109 | .431 | 118-136 | .868 | 152 | 72 | 333-8.8 |
| 2014-15 | 40 | 77-174 | .443 | 49-126 | .389 | 62-75 | .827 | 139 | 70 | 265-6.6 |
| Totals | 148 | 313-693 | .452 | 157-391 | .402 | 292-349 | .837 | 575 | 284 | 1075-7.3 |

T42. Larry Petty – 1,066

A four-year starter, Larry Petty was tabbed UW's Most Improved Player in back-to-back seasons (1978-79 and 1979-80) ... finished his career ranked fourth in school history with 718 career rebounds ... led UW in field goal percentage in 1978-79 and 1980-81 ... chosen by Los Angeles in the seventh round (157th overall) of the 1981 NBA Draft

| Season | G | FG-A | PCT | 3P-A | PCT | FT-A | PCT | REB | AST | PTS-AVG |
|---------------|------------|----------------|-------------|-----------|-----------|----------------|-------------|------------|-----------|-----------------|
| 1977-78 | 27 | 50-138 | .362 | -- | -- | 34-63 | .540 | 128 | 11 | 134-5.0 |
| 1978-79 | 27 | 106-204 | .520 | -- | -- | 55-94 | .585 | 183 | 22 | 267-9.9 |
| 1979-80 | 29 | 97-210 | .462 | -- | -- | 59-107 | .551 | 175 | 25 | 253-8.7 |
| 1980-81 | 27 | 172-348 | .494 | -- | -- | 68-126 | .539 | 232 | 22 | 412-15.3 |
| Totals | 110 | 425-900 | .472 | -- | -- | 216-390 | .554 | 718 | 80 | 1066-9.7 |

T42. Mark Vershaw — 1,066

Mark Vershaw was just the sixth forward in Big Ten history to register at least 1,000 points, 400 rebounds and 300 assists ... never missed a game during his UW career ... finished his career tied for the school record with 128 games played ... exited UW sixth in career assists (311) and fifth in minutes played (3,466) ... leading scorer on UW's 2000 Final Four team and set school records for minutes played (1,122) and assists by a forward (118) that year

| Season | G | FG-A | PCT | 3P-A | PCT | FT-A | PCT | REB | AST | PTS-AVG |
|---------------|------------|----------------|-------------|--------------|-------------|----------------|-------------|------------|------------|-----------------|
| 1997-98 | 31 | 59-134 | .440 | 4-10 | .400 | 42-72 | .583 | 83 | 52 | 164-5.3 |
| 1998-99 | 32 | 84-185 | .454 | 0-3 | .000 | 61-75 | .813 | 97 | 56 | 229-7.2 |
| 1999-00 | 36 | 148-326 | .454 | 21-40 | .525 | 106-144 | .736 | 153 | 118 | 423-11.8 |
| 2000-01 | 29 | 79-203 | .389 | 6-35 | .171 | 86-119 | .723 | 119 | 85 | 250-8.6 |
| Totals | 128 | 370-848 | .436 | 31-88 | .352 | 295-410 | .720 | 452 | 311 | 1066-8.3 |

44. Chuck Nagle — 1,064

A three-year starter, Chuck Nagle broke UW's 62-year-old season scoring record with his 463-point performance in 1966-67... appeared in all 72 games of his career ... academic All-Big Ten in 1966-67 ... led UW in scoring and free throw percentage in 1966-67 ... scored a career-high 37 points vs. Michigan (3/4/67), still tied as the eighth highest-scoring game in UW history

| Season | G | FG-A | PCT | 3P-A | PCT | FT-A | PCT | REB | AST | PTS-AVG |
|---------------|-----------|----------------|-------------|-----------|-----------|----------------|-------------|------------|-----------|------------------|
| 1966-67 | 24 | 188-421 | .447 | -- | -- | 87-117 | .744 | 193 | -- | 463-19.3 |
| 1967-68 | 24 | 146-312 | .468 | -- | -- | 48-70 | .686 | 106 | -- | 340-14.2 |
| 1968-69 | 24 | 104-259 | .402 | -- | -- | 53-63 | .841 | 102 | -- | 261-10.9 |
| Totals | 72 | 438-992 | .442 | -- | -- | 188-250 | .752 | 401 | -- | 1064-14.8 |

45. Sean Daugherty — 1,057

Sean Daugherty appeared in 117 games (including 96 straight) during his UW career ... finished career as the school's all-time record holder with 227 offensive rebounds ... only the seventh player in school history to register 1,000 points and 600 rebounds ... registered 11 career double-doubles ... team tri-captain as a senior ... earned team's Badger Award in 1997-98 ... career-high 24 pts in final game (vs. Illinois)

| Season | G | FG-A | PCT | 3P-A | PCT | FT-A | PCT | REB | AST | PTS-AVG |
|---------------|------------|----------------|-------------|---------------|-------------|----------------|-------------|------------|------------|-----------------|
| 1994-95 | 26 | 43-123 | .350 | 13-47 | .277 | 20-34 | .588 | 99 | 13 | 119-4.6 |
| 1995-96 | 32 | 125-272 | .460 | 12-39 | .308 | 70-96 | .729 | 202 | 33 | 332-10.4 |
| 1996-97 | 28 | 104-235 | .443 | 17-48 | .354 | 45-65 | .692 | 151 | 22 | 270-9.6 |
| 1997-98 | 31 | 125-282 | .443 | 11-34 | .324 | 75-105 | .714 | 192 | 33 | 336-10.8 |
| Totals | 117 | 397-912 | .435 | 53-168 | .315 | 210-300 | .700 | 644 | 101 | 1057-9.0 |

46. J.J. Weber — 1,021

A three-year starter, J.J. Weber was named team MVP in 1986-87 after leading the Badgers in nearly every category including scoring, rebounding, field goal percentage, free throw percentage, steals and minutes ... led Badgers in rebounding in both 1984-85 and 1986-87 ... paced club in blocked shots in 1985-86 and 1986-87 ... tabbed team's Most Improved Player in 1984-85 ... finished career ranked second on UW's career blocked shots list (95) number one on the field goal percentage list (.527)

| Season | G | FG-A | PCT | 3P-A | PCT | FT-A | PCT | REB | AST | PTS-AVG |
|---------------|------------|----------------|-------------|-----------|-----------|----------------|-------------|------------|------------|-----------------|
| 1983-84 | 18 | 7-13 | .538 | -- | -- | 2-5 | .400 | 18 | 6 | 16-0.9 |
| 1984-85 | 28 | 85-173 | .491 | -- | -- | 37-53 | .698 | 162 | 53 | 207-7.4 |
| 1985-86 | 28 | 131-258 | .508 | -- | -- | 67-89 | .753 | 161 | 55 | 329-11.8 |
| 1986-87 | 31 | 182-324 | .562 | -- | -- | 105-141 | .745 | 251 | 69 | 469-15.1 |
| Totals | 105 | 405-768 | .527 | -- | -- | 211-288 | .733 | 592 | 183 | 1021-9.7 |

47. Willie Simms — 1,015

Willie Simms started in three different seasons for the Badgers, leading the team in assists in each of his last two seasons ... team captain in 1990-91 ... named team's Most Improved Player in 1988-89 ... led Badgers in field goal percentage and free throw percentage in 1989-90 ... exited UW ranked second in the school's all-time annals for both offensive rebounds (176) and career field goal percentage (.545) ... scored career-high 31 points vs. Bowling Green (3/13/91)

| Season | G | FG-A | PCT | 3P-A | PCT | FT-A | PCT | REB | AST | PTS-AVG |
|---------------|-----------|----------------|-------------|-------------|-------------|----------------|-------------|------------|------------|------------------|
| 1987-88 | 2 | 1-4 | .250 | 0-0 | -- | 2-5 | .400 | 7 | 3 | 4-2.0 |
| 1988-89 | 30 | 84-162 | .519 | 1-2 | .500 | 21-53 | .396 | 99 | 52 | 190-6.3 |
| 1989-90 | 30 | 153-284 | .539 | 2-6 | .333 | 92-146 | .630 | 145 | 97 | 400-13.3 |
| 1990-91 | 29 | 153-267 | .573 | 1-3 | .333 | 114-179 | .637 | 149 | 98 | 421-14.5 |
| Totals | 91 | 391-717 | .545 | 4-11 | .364 | 229-383 | .598 | 400 | 250 | 1015-11.2 |

30-POINT PERFORMANCES

| Pts. | Player | Opponent | Date | Pts. | Player | Opponent | Date |
|------|------------------|-------------------|----------|------|------------------|-----------------|----------|
| 43 | Frank Kaminsky | North Dakota | 11/19/13 | 31 | Clarence Sherrod | Michigan | 1/9/71 |
| 42 | Ken Barnes | Indiana | 3/8/65 | 31 | Bruce McCauley | at Northwestern | 1/4/75 |
| 42 | Michael Finley | at E. Michigan | 12/10/94 | 31 | Wes Matthews | at Michigan | 2/22/79 |
| 39 | Rick Olson | Michigan | 1/14/84 | 31 | Claude Gregory | Nebraska | 12/27/79 |
| 39 | Jordan Taylor | at Indiana | 3/3/11 | 31 | Larry Petty | Minnesota | 3/7/81 |
| 38 | Joe Franklin | Michigan State | 1/16/68 | 31 | Cory Blackwell | at Purdue | 3/12/83 |
| 38 | Dale Koehler | Iowa | 2/1/75 | 31 | Scott Roth | at No. Illinois | 12/22/84 |
| 38 | Devin Harris | Minnesota | 2/4/04 | 31 | Scott Roth | Illinois | 1/17/85 |
| 38 | Alando Tucker | E. Kentucky | 11/19/05 | 31 | Rick Olson | Purdue | 1/19/85 |
| 37 | Chuck Nagle | Michigan | 3/4/67 | 31 | Rick Olson | Illinois | 2/15/86 |
| 37 | Johnny Davis | at Purdue | 1/3/22 | 31 | Danny Jones | at Michigan | 2/25/89 |
| 36 | Dale Koehler | at Michigan | 2/2/76 | 31 | Willie Simms | Bowling Green | 3/13/91 |
| 36 | Tracy Webster | SE Missouri St. | 11/25/91 | 31 | Frank Kaminsky | Michigan State | 3/1/15 |
| 36 | Michael Finley | Missouri | 3/19/94 | 31 | Nigel Hayes | Indiana | 1/26/16 |
| 35 | Jack Brens | Indiana | 2/25/63 | 31 | Ethan Happ | Purdue | 1/11/19 |
| 35 | Clarence Sherrod | at Iowa | 2/10/70 | 31 | D'Mitrik Trice | Milwaukee | 12/21/19 |
| 35 | Claude Gregory | Kentucky State | 12/5/80 | 30 | Paul Morrow | Indiana | 2/16/53 |
| 35 | Rick Olson | San Francisco St. | 12/2/85 | 30 | Jim Biggs | Northwestern | 2/28/59 |
| 35 | Don Rehfeldt | at Northwestern | 2/11/50 | 30 | Mark Zubor | Illinois | 12/15/64 |
| 34 | Don Rehfeldt | Iowa | 2/28/49 | 30 | Joe Franklin | Nebraska | 12/1/65 |
| 34 | Bob Litzow | Indiana | 2/10/58 | 30 | Joe Franklin | Illinois | 3/11/67 |
| 34 | Joe Franklin | Michigan | 1/6/68 | 30 | Chuck Nagle | Purdue | 3/2/68 |
| 34 | Cory Blackwell | Ohio State | 2/9/83 | 30 | Joe Franklin | at Northwestern | 3/9/68 |
| 34 | Cory Blackwell | at Minnesota | 2/19/83 | 30 | Clarence Sherrod | Ohio | 1/31/70 |
| 34 | Michael Finley | Ohio State | 1/20/93 | 30 | Clarence Sherrod | Michigan State | 2/7/70 |
| 34 | Ethan Happ | at Marquette | 12/8/18 | 30 | Clarence Sherrod | Ohio State | 2/24/70 |
| 33 | Dick Miller | at Michigan St. | 2/27/56 | 30 | Clarence Sherrod | Tulane | 12/19/70 |
| 33 | Ron Jackson | Dayton | 12/28/61 | 30 | Wes Matthews | at Purdue | 2/16/80 |
| 33 | Dale Koehler | Loyola Chicago | 12/6/75 | 30 | Rick Olson | Purdue | 2/13/86 |
| 33 | Claude Gregory | at Iowa | 2/28/81 | 30 | J.J. Weber | Northwestern | 3/1/87 |
| 33 | Scott Roth | Oklahoma St. | 12/29/83 | 30 | Trent Jackson | Minnesota | 2/28/88 |
| 33 | Trent Jackson | at Butler | 12/10/88 | 30 | Tim Locum | Western Kent. | 11/25/89 |
| 33 | Tracy Webster | Illinois | 2/20/92 | 30 | Michael Finley | Michigan | 2/26/92 |
| 33 | Michael Finley | Purdue | 2/13/93 | 30 | Michael Finley | at Illinois | 1/27/93 |
| 33 | Kirk Penney | Marquette | 12/22/01 | 30 | Michael Finley | at Michigan | 1/29/94 |
| 33 | Devin Harris | Ohio State | 2/14/04 | 30 | Sam Okey | UW-Milwaukee | 12/10/96 |
| 32 | Dick Miller | at Ohio State | 1/14/56 | 30 | Sean Mason | at Penn State | 2/14/98 |
| 32 | Joe Franklin | Arizona | 12/30/66 | 30 | Kirk Penney | at Minnesota | 2/16/02 |
| 32 | Clarence Sherrod | Eastern Illinois | 12/1/70 | 30 | Devin Harris | Illinois | 1/24/04 |
| 32 | Leon Howard | at Ohio State | 2/5/72 | 30 | Jason Bohannon | Indiana | 2/13/10 |
| 32 | Claude Gregory | Iowa | 1/15/81 | 30 | Jordan Taylor | Michigan State | 2/6/11 |
| 32 | Rick Olson | Ohio State | 2/9/85 | 30 | Rob Wilson | Indiana | 3/9/12 |
| 32 | Rick Olson | at Michigan St. | 1/30/86 | 30 | Nigel Hayes | at Purdue | 3/6/16 |
| 32 | Rick Olson | at Minnesota | 2/22/86 | 30 | Brad Davison | Michigan State | 2/25/18 |
| 32 | Danny Jones | Ohio State | 3/4/89 | 30 | Ethan Happ | at Xavier | 11/13/18 |
| 32 | Michael Finley | UW-Green Bay | 12/5/92 | 30 | Brad Davison | at Nebraska | 2/15/20 |
| 32 | Michael Finley | Michigan St. | 2/2/94 | 30 | Johnny Davis | vs. Houston | 11/23/21 |
| 32 | Alando Tucker | Pittsburgh | 12/16/06 | 30 | Johnny Davis | at Michigan St. | 2/8/22 |
| 32 | Nigel Hayes | Milwaukee | 12/9/15 | | | | |
| 32 | Ethan Happ | vs. Rutgers | 1/28/17 | | | | |
| 31 | John Kotz | Iowa | 3/7/42 | | | | |
| 31 | Dick Cable | at Notre Dame | 12/4/54 | | | | |
| 31 | Dick Cable | Tulane | 12/20/54 | | | | |
| 31 | Dick Miller | Minnesota | 2/21/55 | | | | |
| 31 | Ken Siebel | Utah | 12/28/62 | | | | |
| 31 | Jack Brens | Utah | 12/28/62 | | | | |
| 31 | James Johnson | Northwestern | 2/21/67 | | | | |
| 31 | Joe Franklin | Purdue | 3/2/68 | | | | |
| 31 | Albert Henry | Minnesota | 1/13/70 | | | | |

NOTE: The only players to have back-to-back 30-point games are Michael Finley (30 at Michigan and 32 vs. Michigan State in 1994); Rick Olson (30 vs. Purdue and 31 vs. Illinois in 1986); and Clarence Sherrod (30 vs. Michigan State and 35 vs. Iowa in 1970).

Devin Harris nearly had three consecutive 30-point games in 2003-04. He scored 30 against Illinois, had 29 at Ohio State and 38 vs. Minnesota. The 97 points over a three-game stretch were the most by a player in UW history.

HONORS AND AWARDS

Naismith Hall of Fame

1959 Dr. Walter Meanwell
1959 Harold Olsen
1959 Chris Steinmetz Sr.
1964 Harold Foster

Years indicate year of induction

College Basketball Hall of Fame

2006 Walter Meanwell
2006 Chris Steinmetz Sr.
2017 Bo Ryan

Years indicate year of induction

Academic All-America

1974 Dan Anderson

Helms Foundation National Player of the Year

1905 Chris Steinmetz Sr.
1912 Otto Stangel
1916 George Levis
1918 William Chandler

AP Player of the Year

2015 Frank Kaminsky

Wooden Award Winner

2015 Frank Kaminsky

Wooden Award Final Ballot

2001 Mike Kelley
2004 Devin Harris
2007 Alando Tucker
2011 Jon Leuer
Jordan Taylor
2015 Frank Kaminsky
2017 Ethan Happ
2019 Ethan Happ
2022 Johnny Davis

Preseason Wooden Award Candidate

1995 Michael Finley
1998 Sam Okey
2001 Mike Kelley
2003 Kirk Penney
2005 Alando Tucker
2007 Alando Tucker
2007 Kammron Taylor
2009 Marcus Landry
2011 Jon Leuer
2012 Jordan Taylor
2014 Sam Dekker
2015 Frank Kaminsky
2016 Nigel Hayes

2017 Ethan Happ
Nigel Hayes
Bronson Koenig
2018 Ethan Happ
2019 Ethan Happ
2020 Nate Reuvers

Naismith Award Winner

2015 Frank Kaminsky

Naismith Award Finalist

2004 Devin Harris
2007 Alando Tucker
2015 Frank Kaminsky
2022 Johnny Davis

Preseason Naismith Award Candidate

1995 Michael Finley
2001 Mike Kelley
2007 Alando Tucker
2007 Kammron Taylor
2014 Sam Dekker
2015 Frank Kaminsky
2016 Nigel Hayes
2017 Ethan Happ
Nigel Hayes
Bronson Koenig
2018 Ethan Happ
2019 Ethan Happ

Lute Olson National Player of the Year Award Winner

2022 Johnny Davis

Senior CLASS All-American

2007 Alando Tucker (winner)
2011 Jon Leuer
2015 Frank Kaminsky
2017 Nigel Hayes (2nd team)
2019 Ethan Happ
2022 Brad Davison

Adolph Rupp Award Finalist

2004 Devin Harris
2007 Alando Tucker
2015 Frank Kaminsky (winner)

Oscar Robertson Trophy Finalist

2004 Devin Harris
2007 Alando Tucker
2015 Frank Kaminsky (winner)

Pete Newell Big Man of the Year Award Winner

2019 Ethan Happ

Bob Cousy Award Finalist

2004 Devin Harris
2011 Jordan Taylor

Preseason Bob Cousy (PG) Award Candidate

2007 Kammron Taylor
2010 Trévon Hughes
2011 Jordan Taylor
2012 Jordan Taylor
2016 Bronson Koenig
2017 Bronson Koenig
2020 D'Mitrik Trice

Jerry West (SG) Award Finalist

2022 Johnny Davis (winner)

Julius Erving (SF) Award Finalist

2015 Sam Dekker

Preseason Julius Erving (SF) Award Candidate

2015 Sam Dekker
2016 Nigel Hayes

Preseason Karl Malone (PF) Award Candidate

2017 Nigel Hayes
2020 Nate Reuvers

Kareem Abdul-Jabbar Award Finalist

2015 Frank Kaminsky (winner)
2017 Ethan Happ
2019 Ethan Happ (winner)

Preseason Kareem Abdul-Jabbar (C) Award Candidate

2015 Frank Kaminsky
2017 Ethan Happ
2018 Ethan Happ
2019 Ethan Happ
2020 Micah Potter

USBWA District V Player of the Year

2004 Devin Harris
2007 Alando Tucker
2015 Frank Kaminsky

USBWA First-Team All-District

2004 Devin Harris
2005 Mike Wilkinson

2006 Alando Tucker
 2007 Alando Tucker
 2010 Trévon Hughes
 2011 Jon Leuer
 Jordan Taylor
 2012 Jordan Taylor
 2013 Jared Berggren
 2014 Sam Dekker
 Frank Kaminsky
 2015 Sam Dekker
 Frank Kaminsky
 2016 Nigel Hayes
 2017 Ethan Happ
 2018 Ethan Happ
 2019 Ethan Happ

USBWA Most Courageous Award

2017 Bronson Koenig

NABC Career Achievement Award

2007 Alando Tucker

NABC Player of the Year Finalist

2007 Alando Tucker
 2015 Frank Kaminsky (winner)

NABC First-Team All-District

1950 Don Rehfeldt
 1952 Ab Nicholas
 1955 Dick Cable
 1968 Joe Franklin
 1984 Cory Blackwell
 1986 Rick Olson
 1989 Danny Jones
 1990 Danny Jones
 1990 Terry Mills
 1991 Patrick Thompkins
 1994 Michael Finley
 1995 Michael Finley
 1997 Sam Okey
 1999 Sean Mason
 2003 Kirk Penney
 2004 Devin Harris
 2005 Mike Wilkinson
 2006 Alando Tucker
 2007 Alando Tucker
 2008 Brian Butch
 2011 Jon Leuer
 Jordan Taylor
 2012 Jordan Taylor
 2015 Frank Kaminsky
 2017 Ethan Happ
 2019 Ethan Happ

NABC Second-Team All-District

1971 Clarence Sherrod
 1980 Wes Matthews
 1981 Claude Gregory
 1983 Brad Sellers
 1985 Scott Roth
 1989 Trent Jackson
 1992 Tracy Webster
 1993 Michael Finley
 2001 Mike Kelley
 2002 Kirk Penney
 2004 Mike Wilkinson
 2005 Alando Tucker
 2007 Kammron Taylor
 2010 Trévon Hughes
 2013 Jared Berggren
 2015 Sam Dekker
 2016 Nigel Hayes
 2017 Nigel Hayes
 2018 Ethan Happ

NABC Honorable Mention All-District

1953 Dick Cable

Arthur Ashe Jr. Male Sports Scholar of the Year

2013 Ryan Evans

Rupp Cup Coach of the Year

2007 Bo Ryan

Clair Bee Coach of the Year

2007 Bo Ryan

Jim Phelan Coach of the Year

2008 Bo Ryan
 2016 Greg Gard

Naismith Coach of the Year Finalist

2005 Bo Ryan
 2007 Bo Ryan
 2015 Bo Ryan
 2022 Greg Gard

NABC Outstanding Service Award

2009 Bo Ryan

NABC Guardian of the Game

2004 Bo Ryan

NABC District Coach of the Year

2003 Bo Ryan
 2008 Bo Ryan
 2015 Bo Ryan

Coaches vs. Cancer Champion Award

2013 Bo Ryan

NCAA Tournament MVP

1941 John Kotz

NCAA Tournament Regional MOP

2000 Jon Bryant
 2014 Frank Kaminsky
 2015 Sam Dekker

NCAA Tournament All-Region

2000 Mike Kelley
 Andy Kowske
 2005 Clayton Hanson
 Alando Tucker
 2012 Jordan Taylor
 2014 Traevon Jackson
 2015 Sam Dekker
 Josh Gasser
 Frank Kaminsky
 2017 Nigel Hayes

World Basketball Champ.

2002 Michael Finley, USA
 Kirk Penney, New Zealand
 2006 Kirk Penney, New Zealand
 2010 Kirk Penney, New Zealand
 2014 Kirk Penney, New Zealand

Olympic Games

2000 Kirk Penney, New Zealand
 2004 Kirk Penney, New Zealand

Team USA

1993 Michael Finley
 2012 Sam Dekker (U18)
 2021 Johnny Davis (U19)

World University Games

1993 Michael Finley, USA
 1997 Hennssy Auriantal, Canada
 2009 Bo Ryan, USA (head coach)

FIBA Americas Champ.

2012 Sam Dekker, USA (U18)
 2021 Johnny Davis, USA (U19)

Goodwill Games

1994 Michael Finley, USA

Pan-Am Games

2011 Brian Butch
 2011 Greg Stiemsma

Big Ten Coach of the Year

2002 Bo Ryan
 2003 Bo Ryan
 2013 Bo Ryan
 2015 Bo Ryan
 2020 Greg Gard
 2022 Greg Gard

Big Ten/Chicago Tribune Silver Basketball MVP

1941 Gene Englund
 1942 John Kotz
 1947 Glen Selbo
 1950 Don Rehfeldt
 2004 Devin Harris
 2007 Alando Tucker

Big Ten Player of the Year

2004 Devin Harris
 2007 Alando Tucker
 2015 Frank Kaminsky
 2022 Johnny Davis

Preseason Big Ten Player of the Year

2003-04 Devin Harris
 2006-07 Alando Tucker
 2014-15 Frank Kaminsky
 2016-17 Nigel Hayes

Preseason All-Big Ten Team

2022-23 Chucky Hepburn
 Tyler Wahl
 2020-21 Nate Reuvers
 2018-19 Ethan Happ
 2017-18 Ethan Happ
 2016-17 Ethan Happ
 Nigel Hayes
 Bronson Koenig
 2015-16 Nigel Hayes
 Bronson Koenig
 2014-15 Frank Kaminsky
 Sam Dekker
 2011-12 Jordan Taylor
 2010-11 Jon Leuer
 2008-09 Marcus Landry

Big Ten Freshman of the Year

1996 Sam Okey
 2016 Ethan Happ

Big Ten Sixth Man of the Year

2008 Jason Bohannon
 2014 Nigel Hayes

Big Ten Defensive Player of the Year

1999 Mike Kelley

Big Ten All-Defensive Team

2007 Michael Flowers
 2008 Michael Flowers
 Joe Krabbenhoft
 2010 Trévon Hughes
 2011 Jordan Taylor
 2012 Josh Gasser
 2013 Jared Berggren
 2014 Josh Gasser
 2015 Josh Gasser
 2016 Ethan Happ
 2017 Ethan Happ
 Zak Showalter

Big Ten Tournament MOP

2004 Devin Harris
 2008 Marcus Landry
 2015 Frank Kaminsky

All-Big Ten

1907 Arthur Frank
 Charles Scribner
 1908 Hugh Harper
 Helmer Swenholt
 1911 Walter Scoville
 1912 Walter Scoville
 Otto Stangel
 1913 Carl Harper
 Allen Johnson
 Eugene Van Gent
 John Van Riper
 1914 Carl Harper
 Eugene Van Gent
 1915 George Levis
 1916 William Chandler
 George Levis
 Harold Olsen
 1917 William Chandler
 Paul Meyers
 Harold Olsen
 1923 Gus Tebell
 Rollie Williams
 1924 Marshall Diebold
 1925 Marshall Diebold
 1928 George Hotchkiss
 1929 Ed Chmielewski
 Harold Foster
 1930 Ed Chmielewski
 Harold Foster
 1934 Rolf Poser
 1935 Gilbert McDonald
 Rolf Poser
 1938 Howard Powell
 1940 Gene Englund
 1941 Gene Englund
 John Kotz
 1942 John Kotz
 1947 Bob Cook
 Walt Lautenbach
 Glen Selbo

1948 Bob Cook (2)
 Don Rehfeldt (2)
 1949 Don Rehfeldt (1)
 1950 Don Rehfeldt (1)
 1951 Ab Nicholas (1)
 1952 Ab Nicholas (1)
 1953 Dick Cable (HM)
 Paul Morrow (HM)
 Charles Seifert (HM)
 1954 Dick Cable (HM)
 Paul Morrow (HM)
 Ron Weisner (HM)
 1955 Dick Cable (HM)
 1956 Dick Miller (2)
 1957 Bob Litzow (3)
 1958 Walt Holt (HM)
 Bob Litzow (HM)
 1959 Jim Biggs (HM)
 1960 Tom Hughbanks (HM)
 1961 Tom Hughbanks (HM)
 Ron Jackson (HM)
 Ken Seibel (HM)
 1962 Ken Seibel (2)
 Mike O'Melia (3)
 Don Hearden (HM)
 Tom Hughbanks (HM)
 1963 Ken Seibel (2)
 Jack Brens (3)
 1964 Jack Brens (HM)
 1965 Jim Bohem (HM)
 Mark Zubor (HM)
 1966 Joe Franklin (HM)
 1967 Chuck Nagle (2)
 Joe Franklin (3-UPI, HM-AP)
 1968 Joe Franklin (1)
 James Johnson (HM)
 1969 Clarence Sherrod (HM)
 James Johnson (HM)
 1970 Clarence Sherrod (2)
 Al Henry (HM)
 1971 Clarence Sherrod (2)
 Leon Howard (HM)
 1972 Leon Howard (2)
 1973 Leon Howard (HM)
 1974 Gary Anderson (2-AP)
 Kim Hughes (3-UPI)
 Dale Koehler (HM-UPI)
 1975 Dale Koehler (HM)
 Bruce McCauley (HM)
 1976 Dale Koehler (3-UPI, HM-AP)
 1977 James Gregory (HM)
 Bob Falk (HM)
 1978 Arnold Gaines (HM-AP)
 1979 Wes Matthews (HM)
 Joe Chnelich (HM-AP)
 Claude Gregory (HM-AP)
 Larry Petty (HM-AP)
 1980 Wes Matthews (2)
 Claude Gregory (3-UPI, HM-AP)
 Joe Chnelich (HM-AP)

1981 Claude Gregory (2)
Larry Petty (HM)
John Bailey (HM-AP)

1982 Brad Sellers (HM)
John Bailey (HM-AP)

1983 Brad Sellers (2-AP, HM-UPI)

1984 Rick Olson (HM-AP)
Scott Roth (HM-AP)

1985 Scott Roth (2)

1986 Rick Olson (3-UPI, HM-AP)
J.J. Weber (HM-AP)

1987 J.J. Weber (2-UPI, HM-AP)
Mike Heineman (HM-AP)
Trent Jackson (HM-AP)

1988 Trent Jackson (3-UPI, HM-AP)
Danny Jones (HM-AP)

1989 Danny Jones (2)
Trent Jackson (2-AP, 3-UPI)
Tom Molaski (HM-AP)

1990 Danny Jones (2-M, 3-C)

1991 Patrick Tompkins (1-M, 2-C)
Willie Simms (HM)

1992 Tracy Webster (2)
Michael Finley (HM-M)

1993 Michael Finley (1)
Tracy Webster (3)

1994 Michael Finley (2)
Tracy Webster (HM)

1995 Michael Finley (1-C, 2-M)
Rashard Griffith (1-M, 2-C)

1996 Sam Okey (HM-C)

1997 Sam Okey (2-M, 3-C)
Paul Grant (HM)

1998 Sean Mason (HM)

1999 Sean Mason (2)
Ty Calderwood (3-M)

2001 Roy Boone (3-C, HM-M)
Mike Kelley (HM-M)

2002 Kirk Penney (1)
Charlie Wills (HM-C)

2003 Kirk Penney (1)
Devin Harris (2-C, 3-M)
Alando Tucker (HM-M)

2004 Devin Harris (1)
Mike Wilkinson (2)

2005 Mike Wilkinson (1)
Alando Tucker (3)

2006 Alando Tucker (1)
Kammron Taylor (HM)

2007 Alando Tucker (1)
Kammron Taylor (2)
Brian Butch (HM-C)
Michael Flowers (HM-M)

2008 Brian Butch (1)
Michael Flowers (2-M, 3-C)
Marcus Landry (2-C, 3-M)
Trévon Hughes (HM)

2009 Marcus Landry (2-C, 3-M)
Trévon Hughes (HM)
Joe Krabbenhoft (HM-M)

2010 Trévon Hughes (2)
Jason Bohannon (3)
Jon Leuer (HM)

2011 Jordan Taylor (1)
Jon Leuer (1-C, 2-M)
Keaton Nankivil (HM)

2012 Jordan Taylor (1-C, 2-M)
Jared Berggren (HM)
Ryan Evans (HM)

2013 Jared Berggren (2-C)
Ben Brust (HM-C)
Sam Dekker (HM-M)

2014 Frank Kaminsky (1)
Sam Dekker (2-C, 3-M)
Ben Brust (HM-M)
Josh Gasser (HM)
Traevon Jackson (HM-M)

2015 Frank Kaminsky (1)
Sam Dekker (2)
Nigel Hayes (3)

2016 Nigel Hayes (1)
Bronson Koenig (3-C, HM-M)
Ethan Happ (3-M, HM-C)

2017 Ethan Happ (1)
Bronson Koenig (2-C., 3-M)
Nigel Hayes (3)

2018 Ethan Happ (1-M, 2-C)

2019 Ethan Happ (1-M, 1-C)
D'Mitrik Trice (HM-M)

2020 Nate Reuvers (3)
D'Mitrik Trice (3-C, HM-M)

2021 D'Mitrik Trice (3-C, 3-M)

2022 Johnny Davis (1-C, 1-M)
Brad Davison (2-C, 3-M)
Tyler Wahl (HM)

Big Ten All-Tourn. Team

2004 Devin Harris
Mike Wilkinson

2005 Zach Morley
Alando Tucker

2007 Alando Tucker
Kammron Taylor

2008 Michael Flowers
Marcus Landry

2013 Ryan Evans
Traevon Jackson

2015 Nigel Hayes
Frank Kaminsky

2017 Ethan Happ
Nigel Hayes
Bronson Koenig

Big Ten All-Freshmen Team

2003 Alando Tucker

2006 Joe Krabbenhoft

2013 Sam Dekker

2014 Nigel Hayes

2016 Ethan Happ

2018 Brad Davison

2022 Chucky Hepburn

Big Ten Player of the Week

1982-83 Brad Sellers (Jan. 24)

1983-84 Rick Olson (Jan. 16)

1985-86 Rick Olson (Feb. 17)

1987-88 Byron Robinson (Jan. 5)

1988-89 Trent Jackson (Feb. 21)

1992-93 Michael Finley (Jan. 25)
Michael Finley (March 1)

1993-94 Michael Finley (Jan. 10)

1996-97 Sam Okey (Dec. 16)

1998-99 Sean Mason (Dec. 28)

1999-00 Andy Kowske (Dec. 26)
Maurice Linton (March 7)

2000-01 Roy Boone (Dec. 18)

2001-02 Kirk Penney (Dec. 24)
Kirk Penney (Dec. 31)
Kirk Penney (Feb. 18)

2002-03 Kirk Penney (Nov. 18)
Devin Harris (Jan. 6)
Kirk Penney (Feb. 17)

2003-04 Devin Harris (Jan. 12)
Mike Wilkinson (Jan. 26)
Devin Harris (Feb. 16)
Devin Harris (March 8)

2004-05 Mike Wilkinson (Jan. 17)
Mike Wilkinson (Jan. 24)

2005-06 Alando Tucker (Feb. 20)

2006-07 Alando Tucker (Dec. 18)
Kammron Taylor (Jan. 15)
Alando Tucker (Jan. 29)
Alando Tucker (Feb. 12)

2007-08 Brian Butch (Dec. 31)

2008-09 Joe Krabbenhoft (Feb. 16)

2009-10 Trévon Hughes (Dec. 7)
Jon Leuer (March 7)

2010-11 Jon Leuer (Dec. 6)
Jon Leuer (Feb. 7)
Jordan Taylor (Feb. 14)

2011-12 Jordan Taylor (Jan. 23)

2012-13 Ben Brust (Feb. 11)

2013-14 Frank Kaminsky (Nov. 18)
Frank Kaminsky (Feb. 17)

2014-15 Frank Kaminsky (Nov. 24)
Frank Kaminsky (Dec. 29)
Frank Kaminsky (Feb. 16)
Frank Kaminsky (March 9)

2016-17 Nigel Hayes (Nov. 28)
Ethan Happ (Jan. 23)
Ethan Happ (Jan. 30)

2018-19 Ethan Happ (Nov. 12)
Ethan Happ (Nov. 19)
Ethan Happ (Nov. 26)
Ethan Happ (Dec. 10)

2019-20 Nate Reuversz (Nov. 11)
D'Mitrik Trice (Dec. 23)

2021-22 Johnny Davis (Nov. 29)
Johnny Davis (Jan. 10)
Johnny Davis (Feb. 21)
Brad Davison (Dec. 6)

Big Ten Freshman of the Week

| | | | |
|------|-----------------|------|---------------------|
| 2003 | Clayton Hanson | 2018 | Michael Ballard |
| | Ike Ukawuba | | Matt Ferris |
| 2004 | Clayton Hanson | | Aaron Moesch |
| | Ike Ukawuba | | D'Mitrik Trice |
| 2005 | Brian Butch | 2019 | Michael Ballard |
| | Clayton Hanson | | Brad Davison |
| 2007 | Brian Butch | | Ethan Happ |
| | Morris Cain | | Walt McGrory |
| | Jason Chappell | | Brevin Pritzl |
| | Kevin Gullikson | | Nate Reuvers |
| | Joe Krabbenhoft | | D'Mitrik Trice |
| 2008 | Brian Butch | 2020 | Michael Ballard |
| | Morris Cain | | Courtland Cuevas |
| | Kevin Gullikson | | Brad Davison |
| | Joe Krabbenhoft | | Carter Higginbottom |
| | Brett Valentyn | | Walt McGrory |
| 2009 | Morris Cain | | Micah Potter |
| | Kevin Gullikson | | Brevin Pritzl |
| | Tim Jarmusz | | Samad Qawi |
| | Joe Krabbenhoft | | D'Mitrik Trice |
| | Jon Leuer | 2021 | Trevor Anderson |
| | Brett Valentyn | | Brad Davison |
| 2010 | Jared Berggren | | Joe Hedstrom |
| | Tim Jarmusz | | Carter Higginbottom |
| | Jon Leuer | | Walt McGrory |
| | Ian Markolf | | Micah Potter |
| | Keaton Nankivil | | Nate Reuvers |
| | Brett Valentyn | | D'Mitrik Trice |
| 2011 | Jared Berggren | 2022 | Ben Carlson |
| | Dan Fahey | | Steven Crowl |
| | Tim Jarmusz | | Jordan Davis |
| | Keaton Nankivil | | Brad Davison |
| | Brett Valentyn | | Carter Higginbottom |

Academic All-Big Ten

| | | | |
|------|-------------------|------|-----------------|
| 1967 | Chuck Nagle | 2009 | Morris Cain |
| 1970 | Clarence Sherrod | | Kevin Gullikson |
| 1972 | Lee Oler | | Tim Jarmusz |
| 1974 | Gary Anderson | | Joe Krabbenhoft |
| 1978 | Bill Pearson | | Jon Leuer |
| 1982 | Steve Jacobson | | Brett Valentyn |
| 1985 | Rod Ripley | 2010 | Jared Berggren |
| 1986 | Rod Ripley | | Tim Jarmusz |
| 1987 | Rod Ripley | | Jon Leuer |
| 1988 | Rob Willey | | Ian Markolf |
| 1990 | Billy Douglass | | Keaton Nankivil |
| 1991 | Damon Harrell | | Brett Valentyn |
| | Grant Johnson | 2011 | Jared Berggren |
| | Jay Peters | | Dan Fahey |
| 1992 | Damon Harrell | | Tim Jarmusz |
| | Grant Johnson | | Keaton Nankivil |
| | Jay Peters | | Brett Valentyn |
| | Jeff Petersen | 2012 | Jared Berggren |
| 1993 | Chris Conger | | Dan Fahey |
| | Damon Harrell | 2013 | Jared Berggren |
| | Grant Johnson | | Zach Bohannon |
| | Jeff Petersen | | Ryan Evans |
| 1994 | Chris Conger | | Dan Fahey |
| | Grant Johnson | 2014 | Zach Bohannon |
| | Jeff Petersen | 2015 | Vitto Brown |
| 1996 | Shawn Carlin | | Duje Dukan |
| 1997 | Hennssy Auriantal | | Nigel Hayes |
| | Paul Grant | | Aaron Moesch |
| | Mike Kosolcharoen | 2016 | Vitto Brown |
| 1998 | Brian Vraney | | Matt Ferris |
| 1999 | Hennssy Auriantal | | Nigel Hayes |
| | Mike Kelley | | Aaron Moesch |
| | Andy Kowske | | Zak Showalter |
| 2000 | Erik Faust | 2016 | Vitto Brown |
| | Mike Kelley | | Matt Ferris |
| | Andy Kowske | | Nigel Hayes |
| 2001 | Mike Kelley | | Aaron Moesch |
| | Andy Kowske | | Brevin Pritzl |
| 2002 | Max Peek | | Zak Showalter |
| | Kirk Penney | 2017 | Vitto Brown |
| | Ike Ukawuba | | Matt Ferris |
| | Mike Wilkinson | | Nigel Hayes |
| | | | Aaron Moesch |
| | | | Brevin Pritzl |
| | | | Zak Showalter |

Big Ten Medal of Honor

| | |
|------|--------------------------|
| 1918 | Ebert Edward Simpson Jr. |
| 1920 | Anthony G. Zulfer |
| 1923 | Gustave K. Tebell |
| 1928 | Louis Behr |
| 1929 | Theodore A. Thelander |
| 1932 | Harvey H. Schneider |
| 1935 | Rolf Falk Poser |
| 1943 | Frederick R. Rehm |
| 1947 | Exner Menzel |
| 1954 | Norbert J Esser |
| 1955 | Richard W. Cable |
| 1958 | Walte V. (Bunk) Holt |
| 1959 | John R. Hobbs |
| 1962 | Thomas M. Hughbanks |
| 1963 | Hugh V. (Pat) Richter |
| 1974 | Gary D. Anderson |
| 1977 | Peter W. Brey |
| 1987 | J.J. Weber |
| 2001 | Mike Kelley |
| 2003 | Kirk Penney |
| 2009 | Joe Krabbenhoft |
| 2022 | Brad Davison |

Team MVP

| | |
|---|------------------|
| 1941 | Gene Englund |
| 1942 | John Kotz |
| 1943 | Bob Sullivan |
| 1944 | Ray Patterson |
| 1945 | Ray Patterson |
| 1946 | Bob Cook |
| 1947 | Glen Selbo |
| 1948 | Bob Cook |
| 1949 | Don Rehfeldt |
| 1950 | Don Rehfeldt |
| 1951 | Ab Nicholas |
| 1952 | Ab Nicholas |
| 1953 | Charles Siefert |
| 1954 | Paul Morrow |
| 1955 | Dick Cable |
| 1956 | Dick Miller |
| 1957 | Bob Litzow |
| 1958 | Walter Holt |
| 1959 | Bob Barneson |
| 1960 | Fred Clow |
| 1961 | Ken Siebel |
| 1962 | Ken Siebel |
| 1963 | Ken Siebel |
| 1964 | Ken Gustafson |
| 1965 | Jim Bohlen |
| 1966 | Paul Morenz |
| 1967 | Joe Franklin |
| 1968 | Joe Franklin |
| 1969 | James Johnson |
| 1970 | Albert Henry |
| 1971 | Glen Richgels |
| 1972 | Leon Howard |
| 1973 | Leon Howard |
| | Kim Hughes |
| 1974 | Gary Anderson |
| | Kim Hughes |
| 1975 | Dale Koehler |
| 1976 | Dale Koehler |
| 1977 | Bob Falk |
| 1978 | Arnold Gaines |
| 1979 | Wes Matthews |
| 1980 | Joe Chernelich |
| 1981 | Claude Gregory |
| 1982 | John Bailey |
| 1983 | Cory Blackwell |
| 1984 | Cory Blackwell |
| 1985 | Scott Roth |
| 1986 | Rick Olson |
| 1987 | J.J. Weber |
| 1988 | Trent Jackson |
| 1989 | Trent Jackson |
| 1990 | Danny Jones |
| 1991 | Patrick Tompkins |
| 1992 | Tracy Webster |
| 1993 | Michael Finley |
| 1994 | Michael Finley |
| 1995 | Rashard Griffith |
| <i>No Team MVPs were named from 1996-2022</i> | |

Captains

| | |
|------|---------------------|
| 1899 | Walter Hirschberg |
| 1900 | Walter Hirschberg |
| 1901 | Walter Hirschberg |
| 1902 | Henry Helmholz |
| 1903 | John Potter |
| 1904 | Harvey Schofield |
| 1905 | Chris Steinmetz Sr. |
| 1906 | James Bush |
| 1907 | Charles Scribner |
| 1908 | Harlan Rogers |
| 1909 | Helmer Swenholt |
| 1910 | William Witt |
| 1911 | Albert Birch |
| 1912 | Walter Scoville |
| 1913 | John Van Riper |
| 1914 | Eugene Van Gent |
| 1915 | E.O. Lange |
| 1916 | Mel Haas |
| 1917 | George Levis |
| | Harold Olsen |
| 1918 | William Chandler |
| 1919 | Anthony Zulfer |
| 1920 | Harold Knapp |
| 1921 | Warren Taylor |
| 1922 | Duke Caesar |
| 1923 | Gus Tebell |
| 1924 | Douglas Gibson |
| 1925 | Marshall Diebold |
| 1926 | Henry Brooks |
| 1927 | Rollie Barnum |
| | Ralph Merkel |
| 1928 | Louis Behr |
| 1929 | John Doyle |
| | Elmer Tenhopen |
| 1930 | Harold Foster |
| 1931 | Ed Chmielewski |
| | John Paul |
| 1932 | Marvin Steen |
| 1933 | Ray Wickman |
| 1934 | Rolf Poser |
| 1935 | Rolf Poser |
| 1936 | Edward Stege |
| 1937 | Gordy Fuller |
| 1938 | Howard Powell |
| | George Rooney |
| 1939 | Byron Bell |
| | David Dupee |
| | Robert Weigandt |
| 1940 | Walter Anderson |
| | John Rundell |
| 1941 | Gene Englund |
| 1942 | Robert Alwin |
| 1943 | John Kotz |
| 1944 | Ray Patterson |
| 1945 | Ray Patterson |
| 1946 | Eugene Mathews |
| 1947 | Walter Lautenbach |
| 1948 | Edward Mills |
| 1949 | Douglas Rogers |

| | |
|------|-------------------|
| 1950 | Robert Mader |
| 1951 | James Van Dien |
| 1952 | Edward Carpenter |
| 1953 | Charles Siefert |
| | Thomas Ward |
| 1954 | Robert Weber |
| 1955 | Richard Cable |
| 1956 | Richard Jorgensen |
| 1957 | Glenn Borland |
| 1958 | Glenn Borland |
| 1959 | Robert Barneson |
| 1960 | Robert Barneson |
| 1961 | James Biggs |
| 1962 | Thomas Hughbanks |
| 1963 | Thomas Gwyn |
| 1964 | Michael O'Melia |
| 1965 | James Bohlen |
| 1966 | Kenneth Gustafson |
| | Mark Zubor |
| 1967 | Dennis Sweeney |
| 1968 | Michael Carlin |
| | Joe Franklin |
| 1969 | James Johnson |
| | John Schell |
| 1970 | Al Henry |
| 1971 | Dennis Conlon |
| | Clarence Sherrod |
| 1972 | Robert Frasor |
| 1973 | Leon Howard |
| 1974 | Kim Hughes |
| 1975 | Dale Koehler |
| 1976 | Dale Koehler |
| 1977 | Pete Brey |
| 1978 | James Smith III |
| 1979 | Joe Chernelich |
| | Arnold Gaines |
| 1980 | Joe Chernelich |
| | Robert Jenkins |
| 1981 | Dan Hastings |
| 1982 | John Bailey |
| | Steve Jacobson |
| | Gary Zinkgraf |
| 1983 | Greg Dandridge |
| 1984 | Cory Blackwell |
| | Scott Roth |
| 1985 | Scott Roth |
| 1986 | Jay Laszewski |
| | Rick Olson |
| | Gregg Steinhaus |
| 1987 | Mike Heineman |
| | Rod Ripley |
| | J.J. Weber |
| 1988 | Tom Molaski |
| | Rodney Tapp |
| 1989 | Trent Jackson |
| | Danny Jones |
| | Tom Molaski |
| 1990 | Danny Jones |
| | Tim Locum |
| | Kurt Portmann |

| | |
|------|--|
| 1991 | John Ellenson Tim Locum Willie Simms Patrick Tompkins |
| 1992 | Billy Douglass Tracy Webster |
| 1993 | Tracy Webster |
| 1994 | Tracy Webster Michael Finley |
| 1995 | Michael Finley |
| 1996 | Osita Nwachukwu |
| 1997 | Paul Grant |
| 1998 | Ty Calderwood Sean Daugherty Sean Mason |
| 1999 | David Burkemper |
| 2000 | Jon Bryant Duany Duany |
| 2001 | Mike Kelley Maurice Linton |
| 2002 | Travon Davis Charlie Wills |
| 2003 | Kirk Penney |
| 2004 | Freddie Owens Devin Harris |
| 2005 | Mike Wilkinson Sharif Chambliss |
| 2006 | Alando Tucker Ray Nixon |
| 2007 | Alando Tucker Kammron Taylor Jason Chappell |
| 2008 | Brian Butch Michael Flowers Greg Stiemsma |
| 2009 | Joe Krabbenhoft Marcus Landry |
| 2010 | Jason Bohannon Trévon Hughes |
| 2011 | Tim Jarmusz Jon Leuer Keaton Nankivil |
| 2012 | Jordan Taylor Rob Wilson |
| 2013 | Jared Berggren Mike Bruesewitz Ryan Evans |
| 2014 | Evan Anderson Zach Bohannon Ben Brust |
| 2015 | Josh Gasser Frank Kaminsky |
| 2016 | Nigel Hayes Bronson Koenig |

ALL-AMERICANS

MOST CONSENSUS FIRST-TEAM ALL-AMERICANS

Wisconsin has had 19 individuals earn a total of 22 consensus first-team All-America honors. UW's 19 All-Americans ranks third among all Div. I schools and the Badgers' 22 All-America honors ties for sixth all-time.

| Team | All-Americans | Team | Individuals |
|-------------------|---------------|---------------------|-------------|
| 1. Kansas | .29 | 1. Kansas | .22 |
| 2. North Carolina | .27 | 2. Kentucky | .20 |
| 3. Purdue | .25 | 3. Wisconsin | .19 |
| Kentucky | .25 | 4. North Carolina | .18 |
| 5. Penn | .24 | 5. Duke | .17 |
| 6. Notre Dame | .22 | Purdue | .17 |
| Wisconsin | .22 | 7. UCLA | .15 |
| 8. UCLA | .21 | 8. Penn | .14 |
| 9. Duke | .20 | 9. Columbia | .13 |
| 10. Columbia | .19 | Notre Dame | .13 |

Consensus All-Americans

(According to official NCAA record book)

- 1905 C.D. McLees
 Chris Steinmetz, Sr.*
- 1907 Frank Arthur
- 1908 Hugh Harper
 Helmer Swenholt
- 1909 Helmer Swenholt
- 1911 Walter Scoville
- 1912 Otto Stangel*
- 1913 Allen Johnson
- 1914 Carl Harper
 Eugene Van Gent
- 1915 George Levis
- 1916 William Chandler
 George Levis*
- 1917 Harold Olsen
- 1918 William Chandler*
 Eber Simpson
- 1941 Gene Englund
- 1942 John Kotz
- 2007 Alando Tucker
- 2015 Frank Kaminsky

* Helms Foundation National Player of the Year

Second-Team All-Americans

- 1943 John Kotz
- 1950 Don Rehfeldt
- 2004 Devin Harris
- 2011 Jordan Taylor
- 2019 Ethan Happ

Third-Team All-Americans

- 2017 Ethan Happ

USBWA All-American

- 2007 Alando Tucker
- 2015 Frank Kaminsky

NABC All-American

- 2007 Alando Tucker
- 2015 Frank Kaminsky

John Wooden All-American

- 2004 Devin Harris
- 2007 Alando Tucker
- 2015 Frank Kaminsky

All-America Votes

- 1930 Harold Foster (Christy Walsh)
- 1941 Gene Englund (Helms Found. 1st; Converse Yearbook 1st; Madison Square Garden 1st)
- 1942 John Kotz (Helms Found. 1st, Converse Yearbook 1st; Madison Square Garden 1st; *Pic Magazine* 1st)
- 1947 Bob Cook (NABC 2nd)
- 1950 Don Rehfeldt (AP 2nd; NABC 2nd)
- 1952 Ab Nicholas (Look Magazine 2nd; Converse 3rd)
- 1984 Cory Blackwell (AP hon. ment.)
- 1989 Danny Jones (AP hon. ment.)
- 1993 Michael Finley (AP hon. ment.)
- 1994 Michael Finley (AP hon. ment.)
- 1995 Michael Finley (AP hon. ment.)
- 1999 Sean Mason (AP hon. ment.)

- 2003 Kirk Penney (AP hon. ment.)
- 2004 Devin Harris (Wooden Award, Rivals.com 1st; AP 2nd; NABC 2nd; USBWA 2nd; *The Sporting News* 2nd; ESPN.com 2nd; SI.com 2nd; FoxSports.com 2nd)
- 2007 Alando Tucker, F (Wooden Award, AP 1st; NABC 1st; USBWA 1st; ESPN.com 1st; *Basketball Times* 1st; SI.com 1st; *The Sporting News* 1st; National Collegiate Basketball Hall of Fame 1st; Rivals.com 1st; CBS Sportsline.com 2nd)
- 2010 Trevon Hughes, G (*The Sporting News* 5th)
- 2011 Jon Leuer, F (AP hon. ment.)
Jordan Taylor, G (AP 2nd; NABC 3rd; FoxSports.com 1st; *The Sporting News* 2nd; SI.com 2nd; Yahoo! 2nd; CBSSports.com 2nd)
- 2012 Jordan Taylor (AP hon. ment.)
- 2015 Frank Kaminsky (consensus)
- 2017 Ethan Happ (AP 3rd, NABC 3rd; *The Sporting News* 3rd)
- 2019 Ethan Happ (AP 2nd, USBWA 2nd; NABC 2nd; *The Sporting News* 2nd)
- 2022 Johnny Davis (consensus)

Outlets used for consensus selections:

- Helms Foundation - 1905-48
- Converse Yearbook - 1932-48
- College Humor Magazine - 1929-33, 1936
- Christy Walsh Syndicate - 1929-30
- Literary Digest Magazine - 1934
- Madison Square Garden - 1937-42
- Omaha World Newspaper - 1937
- Newspaper Enterprises Assoc. - 1938, '53-63
- Colliers (BBall Coaches) - 1939, '49-56
- Pic Magazine* - 1942-44
- Argosy Magazine* - 1945
- True Magazine* - 1946-47
- International News Service - 1950-58
- Look Magazine - 1949-63
- United Press International - 1949-96
- Sporting News* - 1943-46, 1997-present
- The Associated Press - 1948-present
- NABC - 1957-present
- USBWA - 1960-present

FIRST-TEAM ALL-AMERICANS

C.D. McLees (1905)

One of Wisconsin's first All-Americans, along with Chris Steinmetz, Sr. ... named All-American in senior season of 1904-1905 ... was part of the first group of college basketball players to be honored with All-America status ... the Helms Athletic Foundation, which began in 1936, retroactively named the All-America teams from 1905 to 1935

Chris Steinmetz Sr. (1905)

All-America guard who was named Helms Foundation National Player of the Year as a senior in 1905 ... known as "The Father of Wisconsin Basketball" ... played from 1902-05 ... captain of 1905 team that toured eastern United States, playing a nine-game tour that helped popularize the game on campus ... set UW single-season scoring mark of 462 points in 1905 ... scored a single-game high of 50 points in opening game of his senior season (1904-05) ... had a record 20 field goals vs. Beloit College and made 26 free throws vs. the Two Rivers Athletic Club ... member of National Basketball and Wisconsin State Halls of Fame ... native of Milwaukee, Wisconsin

Frank Arthur (1907)

All-American in 1906-07 season ... earned All-Big Ten honors as a member of Wisconsin's first Big Ten championship team in 1907, a team that went 11-3 (6-2 in Big Ten) ... the Helms Athletic Foundation, which began in 1936, retroactively named the All-American teams from 1905 to 1935

Hugh Harper (1908)

All-America selection in 1908 ... Wisconsin boasted a 33-7 record in his three seasons ... member of UW's first Big Ten championship team in 1907 ... served as team captain and earned All-Big Ten honors for the 1908 Big Ten championship team, which went 10-2 (7-1 in Big Ten) ... younger brother, Carl Harper, would earn All-America status at Wisconsin in 1914 ... native of Madison, Wisconsin

Helmer Swenholt (1908-09)

Two-time All-American in 1908 and 1909 ... three-year letterwinner from 1907-09 ... member of two Big Ten championship teams in 1907 and 1908, earning All-Big Ten honors in 2008 ... later became highly decorated colonel in the Army Corps of Engineers, earning a purple heart and bronze star while serving in both World War I and II ... native of Wittenbery, Wisconsin

Walter Scoville (1911)

All-American in 1911 ... Wisconsin's first two-time All-Big Ten selection, earning the honor in 1911 and 1912 ... lettered from 1910-12 ... senior on the 1912 Helms Foundation National Championship team that went 15-0 and 12-0 in the Big Ten

Otto Stangel (1912)

All-American and Helms Foundation National Player of the Year in 1912 ... member of Helms Foundation national championship team that finished 15-0 (12-0 in Big Ten) ... earned All-Big Ten honors after leading the conference in scoring with a Big Ten-record 177 points (11.8 pts per game), a record that stood for eight seasons ... inducted into Wisconsin Athletics Hall of Fame in 1995 ... native of Two Rivers, Wisconsin

Allen Johnson (1913)

All-American in 1913 ... lettered in 1912-13 ... member of back-to-back Big Ten championship teams, including the 1912 Helms Foundation National Championship team that went 15-0 ... earned 1913 All-Big Ten honors

Carl Harper (1914)

All-American in 1914 ... two-time All-Big Ten selection in 1913 and 1914 ... helped UW compile a 44-1 record in his tenure, and sat out the only loss (vs. Chicago in 1913) with a sprained ankle ... member of three Big Ten championship teams and both the 1912 and 1914 Helms Foundation National Championship teams ... older brother, Hugh Harper, was named an All-American at Wisconsin in 1908 ... native of Madison, Wisconsin

Eugene Van Gent (1914)

All-American in 1914 ... two-time All-Big Ten honoree in 1913 and 1914 ... lettered from 1912-14 ... member of three Big Ten championship teams and both the 1912 and 1914 Helms Foundation National Championship teams ... also played football and ran track at Wisconsin ... later served as the head basketball coach at Missouri (1914-16), Texas (1916-17) and Stanford (1921-22), tallying a career coaching record of 42-19 ... also served as the head football coach at Texas in 1916, at the University of California-Davis in 1920 and at Stanford in 1921, compiling a career football mark of 14-8-3 ... native of Chicago, Illinois

George Levis (1915-16)

Two-time All-American and Helms Foundation National Player of the Year in 1916 ... All-Big Ten in 1915 and 1916 ... played from 1915-17 ... member of 1916 squad that posted 20-1 record and won the Big Ten championship ... led the Big Ten with 109 points in 12 games in 1916 ... also an outstanding baseball player at Wisconsin ... coached Indiana University basketball team in 1921 and 1922, posting a record of 25-16 ... his family started Illinois Glass Company and George played a prominent role in developing basketball's glass backboards ... a native of Madison, Wisconsin ... enshrined into Madison Sports Hall of Fame in 1964 ... inducted into Wisconsin Athletics Hall of Fame in 1991

Harold Olsen (1917)

All-American center in 1917 ... co-captain of 1917 team and member of the 1916 Helms Foundation National Championship team ... All-Big Ten in 1916 and 1917 ... would go on to serve as head coach at Ohio State for 24 seasons (1923-46), leading his team to an overall record of 255-192 ... in 1939, helped create the NCAA postseason basketball tournament ... as a coach, Olsen spent time at Ripon College (1919), where his teams won three conference titles, then Ohio State (1923-46), where his team shared the Big Ten Championship in 1933 with Northwestern and won four outright titles. Olsen later coached the Chicago Stags to the first Basketball Association of America Finals in 1947 ... was inducted into the Basketball Hall of Fame as a contributor in 1959 ... native of Rice Lake, Wisconsin

William Chandler (1918)

All-American and Helms Foundation National Player of the Year in 1918 ... two-time All-Big Ten selection in 1916 and 1917 ... captained UW's 1918 Big Ten Championship team ... was a member of the 1916 Helms Foundation National Championship team ... began coaching career with two-year stint (1919-21) at UW-River Falls, going 27-7 ... coached at Iowa State for seven seasons (1921-28) and Marquette for 21 seasons (1930-51) ... compiled 133-283 career Div. I record ... was president of the National Association of Basketball Coaches in 1938 and was instrumental in forming the NCAA Basketball Tournament

Eber Simpson (1918)

All-American in 1918 ... lettered in 1917 and 1918, helping UW compile a record of 29-7 in his two seasons ... member of 1918 Big Ten championship team ... went on to play in the National Football League for the St. Louis All-Stars in 1923 ... native of Oshkosh, Wisconsin

Gene Englund (1941)

All-American center in 1941 ... All-Big Ten in 1940 and 1941 ... Wisconsin and Big Ten MVP in 1941 ... captain of 1941 squad that won Big Ten and NCAA championships ... set Big Ten scoring record with 162 points in 1941 ... led Badgers in scoring in 15 of 23 games in 1941 ... played from 1939-41 ... native of Kenosha, Wisconsin

John Kotz (1942)

All-American forward in 1942 ... All-Big Ten in 1941 and 1942 ... played from 1941-43 ... sophomore member of 1941 Big Ten and NCAA championship team ... named outstanding player in 1941 NCAA championship game ... led Big Ten in scoring with 242 points in 1942 ... team and Big Ten MVP in 1942 ... captain of 1943 squad ... graduated as school's career scoring leader (841) ... native of Rhinelander, Wisconsin

Alando Tucker (2007)

All-American forward in 2007 ... played from 2003-07 ... set the UW scoring record with 2,217 career points ... also set UW records for field goals, free throws, free-throw attempts, offensive rebounds, games played, games started and minutes played ... became the first Badger to lead the Big Ten in scoring (20.0 ppg., 2006) since Don Rehfeldt in 1950 ... Big Ten Player of the Year (2007) ... 2006 first-team All-Big Ten ... 2005 third-team All-Big Ten ... 2003 Big Ten All-Freshmen Team and honorable mention All-Big Ten ... Senior CLASS Award winner (2007) ... NABC Career Achievement Award (2007) ... captain as a junior and senior ... native of Lockport, Illinois

Frank Kaminsky (2015)

All-American forward and consensus national player of the year in 2015 ... first player in UW history to win the Naismith Trophy, the Wooden Award and the Oscar Robertson Trophy as well as earning the AP Player of the Year ... averaged just 2.9 points through his first two seasons before earning All-Big Ten honors and NCAA Tournament Regional MVP honors as a junior ... as a senior, led the Badgers in points, rebounds, assists, blocks, FG% and 3FG% while leading UW to back-to-back Final Fours and the 2015 Big Ten Regular Season and Tournament Championships ... finished career with 1,458 points (9th in UW history), 666 rebounds and a school-record 153 blocks ... native of Lisle, Illinois

Johnny Davis (2022)

Consensus first-team All-American had one of the greatest seasons in school history as a sophomore in 2021-22 (19.7 ppg, 8.2 rpg) ... Lute Olson National Player of the Year ... Jerry West Shooting Guard of the Year ... Big Ten Player of the Year ... led UW to a share of the '21-22 Big Ten regular season title.

WISCONSIN ATHLETICS HALL OF FAME

The University of Wisconsin Athletic Hall of Fame was established in 1991 by the Division of Intercollegiate Athletics, University of Wisconsin-Madison, in cooperation with the National "W" Club, Wisconsin's letter winner organization. The Hall of Fame inductees are recognized and honored for their exemplary athletic achievement and contributions made to the University of Wisconsin. The Hall of Fame has 33 members who either played or coached men's basketball for the Badgers.

Dick Bennett (1996-2000)

Inducted in 2012

UW head coach from 1996-2000 with a record of 94-68 (.580), including a trip to the 2000 Final Four.

Dick Cable (1952-55)

Inducted in 1998

Second-team All-Big Ten forward finished in 1955 as the UW career scoring leader with 1,180 points.

Robert Cook (1946-48)

Inducted in 1992

All-Big Ten forward led the conference in scoring in 1947 with 15.6 ppg. Also played 3B for UW baseball team.

Gene Englund (1939-41)

Inducted in 1991

Captain of the 1941 NCAA Championship team, the All-American center earned Big Ten MVP in 1941.

Michael Finley (1992-95)

Inducted in 2004

A three-time AP Honorable Mention All-American, finished career as UW's all-time leading scorer with 2,147 points.

Harold Foster (1928-30, 1935-59)

Inducted in 1991

All-Big Ten center in 1929 and 1930, also coached UW to the 1941 NCAA Championship and three Big Ten titles.

Joe Franklin (1966-68)

Inducted in 1997

First-team All-Big Ten pick in 1968 when he averaged 22.7 ppg, second-highest single-season average in UW history.

Claude Gregory (1978-81)

Inducted in 2013

Second-team All-Big Ten pick in 1981, finished as UW's leading scorer (1,745 points) and rebounder (904).

Devin Harris (2002-04)

Inducted in 2015

2004 Big Ten Player of the Year, led UW to pair of Big Ten championships and 2004 conference tourney title.

Trent Jackson (1986-89)

Inducted in 2019

First player in UW history to post 1,500 points, 250 rebounds and 250 assists. Also ranks 2nd in UW history in 3-point FG percentage.

Danny Jones (1987-90)

Inducted in 2003

An AP honorable mention All-American in 1989, set the UW career scoring mark with 1,854 points.

Mike Kelley (1998-01)

Inducted in 2014

Big Ten Defensive Player of the Year in 1999, led UW to the 2000 Final Four and set UW career steals record (275).

John Kotz (1941-43)

Inducted in 1991

An All-American in 1942, earned Outstanding Player honors in the 1941 NCAA Championship game.

Jon Leuer (2008-11)

Inducted in 2021

A 2011 honorable mention AP All-American, also earned first-team All-Big Ten nod after leading the Badgers in points and rebounds as a junior and senior.

George Levis (1915-17)

Inducted in 1991

First-team All-American led UW to the 1916 Big Ten Championship and led the Big Ten in scoring.

Walter Meanwell (1912-17, '21-34)

Inducted in 1991

Led UW to eight Big Ten championships and three Helms Foundation National Championships with a career record of 246-99-1 (.712) in 20 seasons.

Albert 'Ab' Nicholas (1950-52)**Inducted in 1994**

Second-team All-America pick by *Look* magazine in 1952 and a two-time first-team All-Big Ten selection.

Rick Olson (1983-86)**Inducted in 2008**

Third-team All-Big Ten in 1986, started every game of his career (112) and is fifth in UW history with 1,736 points.

Ray A. Patterson (1942-45)**Inducted in 2001**

First-team All-Big Ten and *Chicago Herald* All-American in 1944, finishing second in the conference with 14.0 ppg.

Kirk Penney (2000-03)**Inducted in 2016**

Back-to-back first-team All-Big Ten selection led UW to Big Ten championships in 2002 and 2003 and was a key member of the 2000 Final Four roster.

Bobby Poser (1930-32)**Inducted in 1996**

Captain of the 1933 basketball team but was a pitcher and outfielder on UW's 1930 Big Ten Championship baseball team and coached baseball team from 1935-36.

Rolf 'Chub' Poser (1933-35)**Inducted in 1993**

Two-time All-Western Conference guard was the leading scorer on UW's 1935 Big Ten Co-Championship squad.

Don Rehfeldt (1947-50)**Inducted in 1991**

Big Ten MVP and All-American in 1950, set the then-UW career scoring record with 1,169 points.

Bo Ryan (2002-15)**Inducted in 2020**

Winningest coach in UW history with a record of 364-130 (.737), led the Badgers to seven Big Ten championships as well as 14 NCAA tournaments and the 2014 and 2015 Final Fours.

Glen Selbo (1944, 1947)**Inducted in 2005**

The 1947 Big Ten MVP also earned *Chicago Tribune* Player of the Year leading UW to the 1947 conference title.

Clarence Sherrod (1969-71)**Inducted in 2002**

Three-year starter, ended his career with 1,408 points and earned second-team All-Big Ten in both 1970 and 1971.

Ken Siebel (1961-63)**Inducted in 2006**

Led UW in scoring in 1962 and 1963 and finished career with 1,084 points.

Otto Stangel (1911-12)**Inducted in 1995**

Led the Big Ten with 177 in 1912 helping UW to a 15-0 season and Helms Foundation National Championship.

Chris Steinmetz, Sr. (1902-05)**Inducted in 1991**

Member of the National Basketball Hall of Fame earned Helms Foundation National Player of the Year in 1905.

Jordan Taylor (2008-12)**Inducted in 2022**

The second Badger to earn multiple AP All-America honors, he set the NCAA record for career assist-to-turnover ratio (3.01; 464 ast to 154 TO) and finished 10th in UW history with 1,533 points and 2nd with 464 career assists.

Alando Tucker (2003-07)**Inducted in 2018**

Wisconsin's all-time scoring leader with 2,217 career points, led UW to the school's first 30-win season in 2007 and was UW's first consensus first-team All-American since 1942.

Tracy Webster (1992-94)**Inducted in 2017**

Wisconsin's career assist leader, also ranks second in steals and holds UW's single-season 3-point percentage record.

Mike Wilkinson (2002-05)**Inducted in 2020**

First-team All-Big Ten pick in 2005, finished career sixth on UW's all-time scoring list with 1,532 points and third with 856 career rebounds.

UW NBA DRAFT CHOICES

Wisconsin has had 10 first-round NBA draft choices. In 2015, the Badgers had two first-round selections in the same draft for the first time in school history when Frank Kaminsky (9th) and Sam Dekker (18th) were picked. Devin Harris (5th overall in 2004) became the highest Badger drafted since 1950 when Don Rehfeldt was drafted 2nd overall. The Bo Ryan era (2002-15) produced four first round draft picks.

| YEAR | PLAYER | TEAM | ROUND | OVERALL |
|------|---|--------------|------------------|---------|
| 1950 | Don Rehfeldt | Baltimore | 1st | 2nd |
| 1952 | Ab Nicholas | Milwaukee | Team's 5th pick | |
| 1954 | Paul Morrow | Rochester | Team's 8th pick | |
| | Ron Weisner | Milwaukee | Team's 12th pick | |
| 1955 | Dick Cable | Milwaukee | Team's 2nd pick | |
| 1956 | Dick Miller | New York | Team's 9th pick | |
| 1963 | Ken Siebel | Baltimore | 6th | 47th |
| | Ron Jackson | Baltimore | 9th | 70th |
| 1964 | Jack Brens | New York | 9th | 73rd |
| 1966 | Ken Barnes | Baltimore | 16th | 109th |
| 1968 | Joe Franklin | Milwaukee | 5th | 63rd |
| 1969 | James Johnson | Boston | 7th | 93rd |
| | John Schell | Milwaukee | 8th | 100th |
| 1970 | Albert Henry | Philadelphia | 1st | 12th |
| 1971 | Clarence Sherrod | Chicago | 8th | 134th |
| 1972 | Gary Watson | Philadelphia | 10th | 146th |
| 1974 | Kim Hughes | Buffalo | 3rd | 45th |
| | Gary Anderson | Washington | 5th | 85th |
| | Kerry Hughes | Cleveland | 8th | 129th |
| 1976 | Dale Koehler | Cleveland | 8th | 123rd |
| | Bob Johnson | Detroit | 10th | 161st |
| 1980 | Wes Matthews | Washington | 1st | 14th |
| | Joe Chnelich | New York | 4th | 82nd |
| 1981 | Claude Gregory | Washington | 2nd | 41st |
| | Larry Petty | Los Angeles | 7th | 157th |
| 1984 | Cory Blackwell | Seattle | 2nd | 29th |
| 1985 | Scott Roth | San Antonio | 4th | 81st |
| 1986 | Rick Olson | Houston | 7th | 158th |
| 1987 | J.J. Weber | Milwaukee | 3rd | 64th |
| 1995 | Michael Finley | Phoenix | 1st | 21st |
| | Rashard Griffith | Milwaukee | 2nd | 38th |
| 1997 | Paul Grant | Minnesota | 1st | 20th |
| 2004 | Devin Harris | Washington | 1st | 5th |
| | <i>(draft rights traded later that day to Dallas)</i> | | | |
| 2007 | Alando Tucker | Phoenix | 1st | 29th |
| 2011 | Jon Leuer | Milwaukee | 2nd | 40th |
| 2015 | Frank Kaminsky | Charlotte | 1st | 9th |
| | Sam Dekker | Houston | 1st | 18th |
| 2022 | Johnny Davis | Washington | 1st | 10th |

BADGERS IN THE NBA

The following former Badgers have spent time on an active NBA roster.

| PLAYER | TEAMS | SEASONS |
|-----------------|--|---------------|
| Cory Blackwell | Seattle Supersonics | 1985 |
| Brian Butch | Denver Nuggets | 2010 |
| Paul Cloyd | Washington Capitols | 1950 |
| Bobby Cook | Sheboygan Red Skins | 1950 |
| Johnny Davis | Washington Wizards | 2022-present |
| Sam Dekker | Hou. Rockets, L.A. Clippers, Cle. Cavaliers, Wash. Wizards, Toronto Raptors | 2016-19, 2021 |
| Duje Dukan | Sacramento Kings | 2016 |
| Gene Englund | Tri-Cities Blackhawks, Boston Celtics | 1950 |
| Michael Finley | Dallas Mavericks, San Antonio Spurs, Boston Celtics | 1996-10 |
| Paul Grant | Minnesota Timberwolves, Milwaukee Bucks, Utah Jazz | 1999, 2004 |
| Claude Gregory | Washington Bullets, Los Angeles Clippers | 1986, 1988 |
| Devin Harris | Dallas Mavericks, New Jersey Nets, Utah Jazz, Atlanta Hawks | 2005-19 |
| Nigel Hayes | Los Angeles Lakers, Sacramento Kings, Toronto Raptors | 2018 |
| Albert Henry | Philadelphia 76ers | 1971-72 |
| Doug Holcomb | Baltimore Bullets | 1949 |
| Kim Hughes | New York, New Jersey Nets, Denver Nuggets, Cleveland Cavaliers | 1976-81 |
| Frank Kaminsky | Charlotte Hornets, Phoenix Suns, Atlanta Hawks | 2015-present |
| Marcus Landry | New York Knicks, Boston Celtics, L.A. Lakers | 2009-13 |
| Walt Lautenbach | Sheboygan Red Skins | 1950 |
| Jon Leuer | Milwaukee Bucks, Cle. Cavaliers, Memphis Grizzlies, Phoenix Suns, Det. Pistons | 2011-19 |
| Wes Matthews | Wash. Bullets, Atlanta Hawks, Phil. 76ers, Chicago Bulls, S.A. Spurs, L.A. Lakers | 1981-90 |
| Kirk Penney | Miami Heat, L.A. Clippers | 2004-05 |
| Don Rehfeldt | Baltimore Bullets, Milwaukee Hawks | 1951-52 |
| Scott Roth | Utah Jazz, San Antonio Spurs, Minnesota Timberwolves | 1988-90 |
| Dick Schulz | Cle. Rebels, Tor. Huskies, Balt. Bullets, Wash. Capitols, TC Blackhawks, Sheb. Red Skins | 1947-50 |
| Glen Selbo | Sheboygan Red Skins | 1950 |
| Greg Stiemsma | Boston Celtics, Minnesota Twolves, N.O. Pelicans, Toronto Raptors, Orlando Magic | 2010-15 |
| Alando Tucker | Phoenix Suns, Minnesota Timberwolves | 2008-10 |

CURRENT BADGERS IN THE NBA

Johnny Davis (2020-22)

Washington Wizards

A first round draft choice in 2022 (10th overall), Davis enters his 1st NBA season in 2022-23. A consensus first-team All-American, Davis had one of the greatest single seasons in school history (19.7 ppg, 8.2 rpg) winning Lute Olson National Player of the Year, Jerry West Shooting Guard of the Year, and Big Ten Player of the Year awards as a sophomore in 2021-22. He led UW to a share of the Big Ten regular season title that season.

Frank Kaminsky (2012-15)

Atlanta Hawks

A first round draft choice in 2015 (9th overall), Kaminsky enters his 8th NBA season and 1st with the Hawks in 2022-23. The former NCAA national player of the year has appeared in 377 career games (49 starts), averaging 9.4 ppg and 4.1 rpg over his career, including a career-best 11.7 points and 4.5 rebounds per game in 2016-17. Appeared in 57 games (13 starts) during the Suns 2021 Western Conference championship season.

Micah Potter (2019-21)

Utah Jazz

An undrafted free agent, Potter enters his 2nd NBA season in 2022-23 after making the Utah Jazz opening day roster with a two-way contract. Potter appeared in five games as a rookie with the Detroit Pistons in 2021-22, averaging 4.0 ppg and 3.0 rpg. Potter helped lead the Badgers to the 2020 Big Ten Championship and averaged 11.6 ppg in his UW career.

FORMER BADGERS PLAYING IN G-LEAGUE

| PLAYER | UW YEARS | TEAM |
|------------|----------|--------------------------------|
| Aleem Ford | 2017-21 | Lakeland Magic (Orlando Magic) |

FORMER BADGERS PLAYING OVERSEAS

| PLAYER | UW YEARS | LOCATION | TEAM |
|-----------------|----------|-------------|------------------------------------|
| Mike Bruesewitz | 2009-13 | Mexico | Mineros de Zacatecas |
| Vitto Brown | 2013-17 | Turkey | Pinar Karsiyaka |
| Brad Davison | 2017-22 | Lithuania | Nevezis Kedainiai |
| Sam Dekker | 2013-15 | London | London Lions |
| Duje Dukan | 2011-15 | Spain | Caceres Patrimonio de la Humanidad |
| Ryan Evans | 2010-13 | Denmark | Bakken Bears |
| Ethan Happ | 2014-18 | Spain | CB Breogán |
| Nigel Hayes | 2014-17 | Turkey | Fenerbahce Beko Istanbul |
| Kirk Penney | 1999-03 | New Zealand | Auckland Tuatara |
| Brevin Pritzl | 2016-20 | Belgium | Stella Artois Leuven Bears |
| Nate Reuvers | 2017-21 | Italy | Unahotels Reggio Emilia |
| Jordan Taylor | 2009-12 | Romania | U-Banca Transilvania Cluj Napoca |
| D'Mitrik Trice | 2016-21 | Hungary | Zalakeramia ZTE KK |
| Chris Vogt | 2021-22 | Austria | Vienna D.C. Timberwolves |

FORMER BADGERS COACHING PRO/NCAA

| PLAYER | UW YEARS | CURRENT SCHOOL/TEAM |
|------------------|----------|--|
| Roy Boone | 2000-01 | Madison College (Associate Head Coach) |
| Tanner Bronson | 2005-08 | South Carolina (Assistant Coach) |
| Sharif Chambliss | 2001-05 | Wisconsin (Assistant Coach) |
| Michael Finley | 1992-95 | Dallas Mavericks (General Manager) |
| Latrell Fleming | 2001-02 | Butler (Assistant Coach - women's) |
| Brian Good | 1989-92 | Wingate University (Head Coach) |
| Joe Krabbenhoft | 2006-09 | Wisconsin (Assistant Coach) |
| Freddie Owens | 2001-04 | Green Bay (Assistant Coach) |
| Greg Stiemsma | 2005-08 | San Antonio Spurs (Video Assistant) |
| Julian Swartz | 2000 | Georgia Tech (Assistant Coach) |

LETTERWINNERS

A

ADAMS, James (C), 1911
 ADAMS, Lloyd (F, 6-6)
 New York, N.Y., 1970
 AFFELDT, George (F, 5-11)
 West Allis, Wis., 1943
 ALWIN, Robert (G, 5-10)
 Madison, Wis., 1940-41-42
 ANDERSON, Dean (G/F, 6-2)
 Madison, Wis., 1976
 ANDERSON, Evan (C, 6-10)
 Stanley, Wis., 2012-13-14
 ANDERSON, Gary (G, 6-5)
 Madison, Wis., 1972-73-74
 ANDERSON, George, 1914
 ANDERSON, Orrin, 1925
 ANDERSON, Peter (F, 6-3)
 Rockford, Ill., 1951-52
 ANDERSON, Trevor (G, 6-2)
 Stevens Point, Wis., 2019-20-21
 ANDERSON, Walter (F, 6-2)
 Superior, Wis., 1939-40
 ANDREWS, Charles, 1926-27-28
 ARTHUR, Frank, 1907
 ASLAKSON, Charles (G, 6-2)
 Marshfield, Wis., 1965
 AURIANTAL, Hennssy (G, 6-1)
 Montreal, Que., 1996-97-98-99

B

BACHMAN, Willis, 1945
 BADURA, Robert (G, 6-2)
 Kohler, Wis., 1955-56
 BAILEY, John (G, 6-3)
 Macon, Ga., 1979-80-81-82
 BAIN, Frank, 1925
 BALLARD, Michael (G, 6-4)
 Oak Park, Ill., 2018-19-20
 BARAO, Thomas (G, 6-3)
 New Bedford, Mass., 1970
 BARLOW, Millard, 1919
 BARNARD, Samuel (F/C, 6-6)
 Oshkosh, Wis., 1958
 BARNES, Kenneth (F, 6-3)
 Decatur, Ill., 1964-65-66
 BARNES, Robert (F, 6-8)
 Racine, Wis., 1985
 BARNESON, Robert (F, 6-3)
 Eau Claire, Wis., 1958-59-60
 BARNUM, Rollie, 1925-26-27
 BARRY, Devin (G, 6-1)
 Janesville, Wis., 2006
 BARTLETT, Edwin, 1902-03
 BARWIG, Byron, 1923-24-25
 BAUMGARTEN, David (G, 6-0)
 Evansville, Wis., 1971

BAX, Jackson (G, 5-11)
 Frankfort, Ill., 2016
 BEHR, Louis, 1926-27-28
 BELL, Byron, 1937-38-39
 BELLOWS, Frank, 1913
 BENCRISCUTTO, Fred (F, 6-1)
 Racine, Wis., 1950-51
 BENDER, John, 1933
 BERGER, Louis (F), 1913
 BERGGREN, Jared (F/C, 6-10)
 Princeton, Minn., 2010-11-12-13
 BERTKE, William (C), 1901
 BICKELHAUPT, William, 1910
 BIGGS, James (F, 6-2)
 Chicago, Ill., 1959-60-61
 BIRCH, Albert (F), 1909-10-11
 BIRCH, Frank, 1918
 BISHOP, Warren (F), 1900-01
 BLACKWELL, Cory (F, 6-6)
 Chicago, Ill., 1982-83-84
 BLOOR, James, 1946
 BOHANNON, Jason (G, 6-2)
 Marion, Iowa, 2007-08-09-10
 BOHANNON, Zach (F, 6-6)
 Marion, Iowa, 2013-14
 BOHEN, James (G, 5-10)
 Reedsburg, Wis., 1963-64-65
 BOONE, Roy (G, 6-3)
 Madison, Wis., 2000-01
 BORLAND, Glenn (F, 6-1)
 Oelwein, Iowa, 1956-57-58
 BOWER, Ricky (G, 6-4)
 Meridian, Id., 2001
 BOWERS, Dale (F, 6-0)
 Rockford, Ill., 1949
 BOWMAN II, Lorne (G, 6-2)
 Detroit, Mich., 2022
 BRADISH, Charles (G), 1911
 BREITKREUTZ, Emil, 1904-05
 BRENS, John (C, 6-8)
 St. Charles, Ill., 1962-63-64
 BREY, Peter (F, 6-7)
 Wisconsin Rapids, Wis., 1975-76-77
 BROCK, Harold, 1918
 BRONSON, Tanner (G, 5-11)
 Glendale, Wis., 2005-06-07-08
 BROOKS, Henry, 1925-26
 BROWN, Vitto (F, 6-8)
 Bowling Green, Ohio, 2014-15-16-17
 BRUESEWITZ, Mike (F, 6-6)
 St. Paul, Minn., 2010-11-12-13
 BRUST, Ben (G, 6-1)
 Hawthorn Woods, Ill., 2011-12-13-14
 BRYANT, Jon (G, 6-2)
 Plymouth, Minn., 1999-00
 BUCHANAN, Deandre (F, 6-5)
 Verona, Wis., 2002-03
 BUECHL, William (F, 6-1)
 Wauwatosa, Wis., 1951

BUNKE, Richard (C/F, 6-1)
 New London, Wis., 1945
 BURDICK, William, 1899-1900
 BURINGTON, Keith (G, 6-2)
 Browntown, Wis., 1968-69
 BURKEMPER, David (G, 6-1)
 Hubertus, Wis., 1996-97-98-99
 BURKS, Frank (C/F, 6-4)
 Chicago, Ill., 1960
 BUSH, James, 1904-05-06
 BUTCH, Brian (F/C, 6-11)
 Appleton, Wis., 2005-06-07-08

C

CABLE, Richard (F, 6-1)
 Stevens Point, Wis., 1952-53-54-55
 CAIN, Morris (F, 6-5)
 Milwaukee, Wis. 2006-07-08-09
 CALDERWOOD, Tyre (G, 6-0)
 Joliet, Ill., 1997, '99
 CANNON, Patrick (G, 5-10)
 Brookfield, Wis., 1971
 CARL, Adam (G, 5-11)
 Northbrook, Ill., 1993
 CARLIN, Michael (G, 6-0)
 Valparaiso, Ind., 1966-67-68
 CARLIN, Shawn (G, 6-3)
 Middleton, Wis., 1995-96
 CARLSON, Ben (F, 6-9)
 Woodbury, Minn., 2021-22
 CARLSON, George, 1918
 CARPENTER, Edward (F, 6-4)
 Rockford, Ill., 1952
 CARTER, Charles (F), 1901
 CARY, David (F, 6-6)
 Milwaukee, Wis., 1983
 CEASER, Carl (G), 1920-21-22
 CHAMBERS, Chris (G, 6-1)
 Bedford, Ohio, 1998
 CHAMBLISS, Sharif (G, 6-1)
 Racine, Wis., 2005
 CHANDLER, William, 1916-17-18
 CHAPPELL, Jason (F, 6-10)
 New Berlin, Wis., 2003-05-06-07
 CHMIELEWSKI, Ed, 1929-30-31
 CHRNELICH, Joseph (F, 6-7)
 Milwaukee, Wis., 1977-78-79-80
 CLINTON, James (F/C, 6-5)
 Milwaukee, Wis., 1951-55
 CLOW, Fred (C, 6-4)
 Rockford, Ill., 1958-59-60
 COLBERT, Brian (G, 6-0)
 Zion, Ill., 1975-76
 COLEMAN, Booker (C/F, 6-9)
 Jamestown, N.Y., 1995-96-97-98
 CONGER, Chris (G, 6-3)
 Green Bay, Wis., 1993-94-95

CONLON, Dennis (G, 6-3)
Dubuque, Iowa, 1970-71
COOK, Robert (F, 5-10)
Harvard, Ill., 1946-47-48
COYNE, William, 1937
CROWL, Steven (F, 7-0)
Eagan, Minn., 2021-22
CUEVAS, Courtland (F, 6-5)
Madison, Wis, 2020
CURTIN, Joseph (G), 1907

D

DAHLKE, Charles (C, 6-5)
Princeton, Wis., 1951-52
DALY, Michael (F, 5-7)
Wisconsin Rapids, Wis., 1953-54
DANDRIDGE, Greg (G, 6-2)
Milwaukee, Wis., 1980-81-82-83
DAUGHERTY, Sean (F, 6-10)
Vincennes, Ind., 1995-96-97-98
DAVIS, Ernest, 1937-38
DAVIS, Johnny (G, 6-5)
La Crosse, Wis., 2021-22
DAVIS, Jordan (G, 6-4)
La Crosse, Wis., 2021-22
DAVIS, Travon (G, 5-10)
Summit, Ill., 1999-00-01-02
DAVISON, Brad (G, 6-3)
Maple Grove, Minn., 2018-19-20-21-22
DEARRING, Riley (G, 6-5)
Minnetonka, Minn., 2015
DECORAH, Will (G, 6-4)
Wauaukee, Wis., 2016
DeCREMER, James (F/C, 6-7)
Eau Claire, Wis., 1970-71
DEKKER, Sam (G/F, 6-7)
Sheboygan, Wis., 2013-14-15
DeMARK, Nick, 1934-35-36
DeMERIT, John (F, 6-1)
Port Washington, Wis., 1957
DEPPE, Ted (F, 6-1)
Baraboo, Wis., 1941
DICK, Donald (F, 6-0)
Montreal, Wis., 1944
DIEBOLD, Marshall, 1923-24-25
DITTMAN, Fred (G), 1907-08
DOUGAN, Trevor, 1926
DOUGLASS, Billy (G, 6-5)
Lake Forest, Ill., 1989-90-91-92
DOWNS, Edward (F, 5-9)
Proctor, Minn., 1943
DOYLE, John, 1928-29
DRAYTON, Dwight (F, 6-6)
Rockford, Ill., 1970
DUANY, Duany (G/F, 6-5)
Bloomington, Ind.,
1997-98-99-00
DUKAN, Duje (F, 6-9)
Deerfield, Ill., 2011-12-14-15
DUPEE, David, 1937-38-39

DUTRIASAC, Richard (G, 6-3)
Wausau, Wis., 1959-61
DYKSTRA, Clarence (F, 6-0)
Racine, Wis., 1944

E

ELLENSON, John (F, 6-7)
Menomonie, Wis., 1989-90-91
ELLERMAN, Raymond, 1928-29
ELSOM, Kendall, 1923-24
ELY, Louis (F, 6-7)
Harvey, Ill., 1991-92-93
ENGLUND, Gene (C, 6-4)
Kenosha, Wis., 1939-40-41
ENGLUND, Gene Jr. (F, 6-5)
Oshkosh, Wis., 1962
EPPERSON, Charles (F, 6-1)
Jackson, Mich., 1940-41-42
EVANS, Ryan (G/F, 6-6)
Phoenix, Ariz., 2010-11-12-13

F

FAHEY, Dan (G, 6-3)
Chicago, Ill., 2010-11-12-13
FALK, Robert (G, 6-2)
Madison, Wis., 1975-76-77
FALLS, Richard (F, 6-1)
River Forest, Ill., 1947-48
FANNING, Willis (C), 1920
FARWELL, Knight, 1924
FAUROTE, Gerald (F, 6-5)
East Gary, Ind., 1976-77
FAUST, Erik (F, 6-7)
Arlington Hts., Ill., 1999-00
FERRIS, Matt (G, 6-6)
Appleton, Wis., 2015-17-18
FINLEY, Michael (F, 6-7)
Maywood, Ill., 1992-93-94-95
FLEMING, Sean (G, 6-2)
Oakland, Calif., 1987
FLODEN, Tuve, 1915
FLOWERS, Michael (G, 6-2)
Madison, Wis., 2005-06-07-08
FOLZ, Daniel (C, 6-7)
Milwaukee, Wis., 1953-54-55-56
FORD, Aleem (F, 6-8)
Lawrenceville, Ga., 2018-19-20-21
FOSSUM, Bruce (F, 6-1)
Ashland, Wis., 1948-49
FOSTER, Harold, 1928-29-30
FRABER, Maurice, 1929-30
FRANK, Arthur (G), 1907
FRANKLIN, Joseph (F, 6-4)
Madison, Wis., 1966-67-68
FRASOR, Robert (G, 6-3)
Blue Island, Ill., 1970-71-72
FREY, Mannie, 1937-38
FROGNER, Allard (G), 1920-21
FULLER, Gordy, 1935-36-37

G

GAGE, Leslie, 1922-23
GAINES, Arnold (G, 6-4)
Baltimore, Md., 1977-78-79-80
GALLAGHER, John (G, 5-11)
Milton Junction, Wis., 1939-40
GALLAGHER, Robert, 1944
GALLE, Fred, 1927
GARDNER, Thomas (G, 5-10)
Toluca, Ill., 1966
GARROTT, William, 1935
GASSER, Josh (G, 6-3)
Port Washington, Wis., 2011-12-14-15
GAVINSKI, J.P. (F, 6-11)
Wisconsin Dells, 2008-09-10-11
GHARRITY, Martin (G, 6-2)
Shawano, Wis., 1960
GIBSON, Douglas, 1922-23-24
GILLESPIE, James (G, 6-4)
Detroit, Mich., 1989
GILLETTE, Edmond (G), 1911
GILMORE, Carter (F, 6-7)
Hartland, Wis., 2021-22
GODFREY, Roger (G, 5-10)
Wauwatosa, Wis., 1953-54
GOERING, Vince, 1945
GOLSTON, Carl (G, 5-9)
Chicago, Ill., 1982
GOOD, Brian (G, 6-1)
Rossville, Ind., 1989-90-91-92
GRAMS, David (G, 6-1)
Monroe, Wis., 1963-64
GRANT, Paul (C, 7-0)
W. Bloomfield, Mich., 1997
GREGORY, Claude (F, 6-8)
Washington, D.C.,
1978-79-80-81
GREGORY, James (F, 6-8)
Washington, D.C., 1977-78
GRIFFITH, Rashard (C, 6-11)
Chicago, Ill., 1994-95
GRIMM, Kurt (G, 6-0)
Milwaukee, Wis., 1944-45-46
GRISWOLD, Harry, 1930-31-32
GROSS, Raymond (C, 6-7)
Stratford, Wis., 1957-58-59
GRUSCZYNSKI, Kyle (F, 6-7)
Seymour, Wis., 2001
GULLIKSON, Kevin (F, 6-7)
Stillwater, Minn., 2006-07-08-09
GUSTAFSON, Kenneth
(F/G, 6-4) St. Charles, Ill.,
1964-65-66
GWYN, Thomas (C, 6-6)
Milwaukee, Wis., 1961-62-63

H

HAARLOW, Robert (C, 6-5)
Chicago, Ill., 1946-47-48-49
HAAS, Mel, 1914-15-16

HACKBART, Dale, 1959
 HALL, Jeremy (G, 5-10)
 Garrett, Ky., 1996
 HAMANN, Ray, 1933-34-35
 HANSON, Clayton (G, 6-5)
 Reedsburg, Wis., 2002-03-04-05
 HAPP, Ethan (F, 6-10)
 Milan, Ill., 2016-17-18-19
 HARDY, Emir (F, 6-6)
 Chicago Hts., Ill., 1975
 HARGET, Edmund, 1926
 HARPER, Carl,
 Madison, Wis., 1912-13-14
 HARPER, Hugh (G, 6-1)
 Madison, Wis., 1906-07-08
 HARRELL, Damon (C, 6-9)
 Madison, Wis., 1990-91-92-93
 HARRIS, Bob, 1937
 HARRIS, Devin (G, 6-4)
 Milwaukee, Wis., 2002-03-04
 HASTINGS, Daniel (G, 6-4)
 Drexel Hill, Pa., 1978-79-80-81
 HAUKEDAHL, Stanley, 1937
 HAYES, Nigel (F, 6-8)
 Toledo, Ohio, 2014-15-16-17
 HEARDEN, Donald (G, 6-0)
 Kimberly, Wis., 1962-63-64
 HEDSTROM, Joe (C, 7-0)
 Hopkins, Minn., 2020-21
 HEINEMAN, Michael (G, 6-3)
 Connersville, Ind.,
 1984-85-86-87
 HELMHOLZ, Henry (C), 1900-02
 HELMIGK, Andreas (F, 6-9)
 Klagenfurt, Austria, 2003-04-05
 HEMMING, Victor, 1917
 HENDERSON, Dwight, 1912
 HENDRICKSON, Eino (C, 7-0)
 Holmen, Wis., 1967-68-70
 HENRY, Albert (C, 6-9)
 Memphis, Tenn., 1969-70
HEPBURN, Chucky (G, 6-2)
Omaha, Neb., 2022
 HERREID, Carl (F, 6-3)
 Blair, Wis., 1952
 HERTZ, Gilman (F, 6-3)
 Weyauwega, Wis., 1943-47
 HIGGINBOTTOM, Carter (G, 6-0)
 Chicago, Ill., 2020-21-22
 HILL, Jordan (G, 6-4)
 Pasadena, Calif., 2014, 16-17
 HINMAN, Norman, 1913
 HIPPEN, Jack (F, 6-7)
 Chadwick, Ill., 1982-83-84-85
 HIRSCHBERG, Walter (G),
 1899-1900-01
 HISLE, Larry Jr. (G, 6-4)
 Mequon, Wis., 1990-91
 HOLCOMB, Douglas (F, 6-4)
 Milwaukee, Wis., 1947
 HOLLINGER, Robert, 1945
 HOLT, Walter (G, 6-1)
 Benton Harbor, Mich., 1957-58

HOSKINS, Darnell (G, 6-0)
 Dayton, Ohio, 1994-95
 HOTCHKISS, George, 1926-27-28
 HOWARD, Leon (F, 6-5)
 New York, N.Y., 1971-72-73
 HUGHBANKS, Thomas (F, 6-5)
 Green Bay, Wis., 1960-61-62
 HUGHES, Kerry (F, 6-11)
 Freeport, Ill., 1972-73-74
 HUGHES, Kim (C, 6-11)
 Freeport, Ill., 1972-73-74
 HUGHES, Trevon (G, 6-1)
 Queens, N.Y., 2007-08-09-10

I

ILLIKAINEN, Alex (F, 6-9)
 Grand Rapids, Minn., 2016-17-18
ILVER, Markus (F, 6-8)
Talinn, Estonia, 2022
 IVERSON, Khalil (G, 6-5)
 Delaware, Ohio, 2016-17-18-19

J

JACKSON, Ronald (F, 6-4)
 Chicago, Ill., 1961-62
 JACKSON, Traevon (G, 6-2)
 Westerville, Ohio, 2012-13-14-15
 JACKSON, Trent (G, 6-1)
 Bolingbrook, Ill., 1986-87-88-89
 JACOBSON, Steve (G, 6-1)
 Pardeeville, Wis., 1982
 JARMUSZ, Tim (F, 6-6)
 Oshkosh, Wis., 2008-09-10-11
 JEFFERSON, Ivan (F, 6-3)
 Herrin, Ill., 1959
 JENKINS, Robert (G, 6-3)
 Milwaukee, Wis., 1978-79-80
 JOHNSEN, Jason (G, 6-3)
 New Hope, Minn., 1991-92-93-94
 JOHNSON, Allen (F), 1912-13
 JOHNSON, Alvin (G), 1911
 JOHNSON, Bobbie (C, 6-5)
 Washington, D.C., 1963-64
 JOHNSON, Grant (C, 7-0)
 Plymouth, Minn.,
 1991-92-93-94
 JOHNSON, James (F, 6-5)
 Memphis, Tenn., 1967-68-69
 JOHNSON, Robb (F, 6-5)
 W. Palm Beach, Fla., 1966-67
 JOHNSON, Robert (C, 6-8)
 Miami, Okla., 1975-76
 JOHNSON, Silas Jr. (G, 5-9)
 Madison, Wis., 1951-52
 JOHNSON, William (G, 6-0)
 Monroe, Wis., 1944-45
 JONES, Charles, 1935-36-37
 JONES, Danny (F, 6-6)
 Rockford, Ill., 1987-88-89-90
 JORGENSEN, Richard (G, 6-0)
 Neenah, Wis., 1954-55-56

K

KAMINSKY, Frank (F, 7-0)
 Lisle, Ill., 2012-13-14-15
 KELLEY, Brian (F, 6-7)
 Decatur, Ga., 1992-93-94-95
 KELLEY, Michael (G, 6-3)
 Milwaukee, Wis., 1998-99-00-01
 KILBRIDE, Andy (G, 6-3)
 Kankakee, Ill., 1992-93-94-95
 KING, Kobe (G, 6-4)
 La Crosse, Wis., 2019-20
 KNAKE, Robert, 1933-34
 KNAPP, Harold (F), 1918-19-20-21
 KOEHLER, Dale (F, 6-8)
 Kewaunee, Wis., 1973-74-75-76
 KOENIG, Bronson (G, 6-3)
 La Crosse, Wis., 2014-15-16-17
 KORTH, John (G, 6-2)
 Neenah, Wis., 1983
 KOSOLCHAROEN, Michael (G, 6-1)
 Adams, Wis., 1996-97
 KOTZ, John (F, 6-3)
 Rhineland, Wis., 1941-42-43
 KOWALCZYK, Henry, 1927-29
 KOWSKE, Andrew (F, 6-8)
 Brookfield, Wis., 1998-99-00-01
 KRABBENHOFT, Joe (F, 6-7)
 Sioux Falls, S.D., 2006-07-08-09
 KREKLOW, Mike (F, 6-6)
 Neenah, Wis., 1980-81
 KRUEGER, Robert (G, 6-0)
 Fort Atkinson, Wis., 1943-47
 KUECHENMEISTER, Hugo (C)
 1911-14
 KULAS, Brian (G, 6-6)
 Wausau, Wis., 1957-58-59

L

LANDRY, Marcus (F, 6-7)
 Milwaukee, Wis., 2007-08-09
 LANGE, E.O., 1914-15
 LASZEWSKI, Jay (C/F, 6-8)
 Stevens Point, Wis.,
 1983-84-85-86
 LAUTENBACH, Walter (G, 6-2)
 Plymouth, Wis., 1942-43-47
 LEICHTFUSS, David (G, 6-1)
 Wauwatosa, Wis., 1957
 LENHEISER, Ray (F, 6-1)
 Rhineland, Wis., 1941
 LEUER, Jon (F, 6-10)
 Orono, Minn., 2008-09-10-11
 LEVIS, George (6-0)
 Madison, Wis., 1915-16-17
 LINDEMANN, Walter (G), 1907-08
LINDSEY, Isaac (G, 6-4)
Mineral Point, Wis., 2022
 LINTON, Maurice (F, 6-7)
 Calumet City, Ill., 1998-99-00-01
 LITZOW, Robert (F, 6-3)
 Stevens Point, Wis., 1956-57-58

LOCUM, Tim (G, 6-4)
 Flora, Ill., 1988-89-90-91
 LOTZER, Mark (G, 6-0)
 Rockford, Ill., 1976
 LUCHSINGER, Robert (G, 6-3)
 Janesville, Wis., 1973-74-75
 LYNCH, John (G, 6-1)
 Frankfort, Ind., 1941-42

M

MACK, Thomas (F, 5-11)
 Madison, Wis., 1955-56
 MADER, David (C, 6-11)
 Appleton, Wis., 2001-02-03-04
 MADER, Robert (G, 6-1)
 Wisconsin Rapids, Wis.,
 1947-48-49-50
 MAISEL, Lawrence, 1918
 MALINOWSKI, Erik (F, 6-7)
 Wausau, Wis., 1996
 MANWARRING, Craig (F, 6-5)
 Trenton, Ill., 1972
 MAPEL, Charles, 1902
 MARKHAM, Marshall (F, 5-10)
 Brodhead, Wis., 1949-50-51
 MARKOLF, Ian (C, 7-0)
 San Antonio, Texas, 2009-10
 MARSHALL, George (G, 6-1)
 Chicago, Ill., 2013
 MASON, Sean (G, 6-2)
 Country Club Hills, Ill.,
 1995-96-98-99
 MATHEWS, Eugene (F, 5-7)
 Green Bay, Wis., 1945-46
 MATTHEWS, Wesley (G, 6-1)
 Bridgeport, Conn., 1978-79-80
 MATTHUSEN, Carl, 1929-30
 MAYBERRY, Craig (F/C, 6-9)
 Chicago, Ill., 1969-70
 McCALLUM, James (G, 6-3)
 Terre Haute, Ind., 1967-68
 McCAULEY, Bruce (G, 6-3)
 Sun Prairie, Wis., 1973-74-75
 McCLEES, C.D., 1905
 McCONOCHIE, Stewart, 1903-04
 McCOY, Marcus (G/F, 6-5)
 Chicago Hts., Ill., 1973-74-75
 McDONALD, Gilbert, 1933-34-35
 McDUFFIE, Otto (F, 6-5)
 Milwaukee, Wis., 1992-93
 McGEE, Carlton (F, 6-6)
 Milwaukee, Wis., 1991-92-93
 McGRORY, Walt (G, 6-3)
 Edina, Minn., 2018-19-20-21
 McINTOSH, Charles, 1917
 McINTOSH, Clarence (C)
 1919-21-23
 MEINERS, Matt (G, 6-0)
 North Potomac, Md., 1997
 MENZEL, Exner (F, 6-0)
 Stevens Point, Wis., 1946-47
 MERKEL, Ralph, 1925-26-27

MEYERS, Paul, 1916-17
 MILLER, David (G, 6-4)
 Chicago, Ill., 1983-84
 MILLER, Fred, 1933
 MILLER, Godfrey, 1925
 MILLER, Lycan, 1927-28-29
 MILLER, Richard (G, 6-0)
 Wheeling, W.V., 1954-55-56
 MILLER, William (F, 6-2)
 Lena, Ill., 1967
 MILLS, David (G, 5-9)
 Black River Falls, Wis., 1959
 MILLS, Edward (C, 6-6)
 West Milwaukee, Wis.,
 1943-47-48
 MITCHELL, Keith (F, 6-9)
 Taylor, Mich., 1979-80-81-82
 MITCHELL, Lee, 1935-36-37
 MITCHELL, Thomas (G, 6-1)
 Monroe, Wis., 1967-68-69
 MOESCH, Aaron (F, 6-8)
 Green Bay, Wis., 2015-16-17-18
 MOLASKI, Tom (F, 6-6)
 Grafton, Wis., 1986-87-88-89
 MOORE, Earl (G/C, 6-4)
 Stevens Point, Wis., 1948-49-50
 MOORE, Howard (F, 6-6)
 Chicago, Ill., 1993-94-95
 MOORE, Jim (G-F)
 Stevens Point, Wis., 1947-48-49-50
 MORENZ, Paul (G, 6-0)
 McHenry, Ill., 1965-66
 MORIARITY, John (G, 6-5)
 Oostburg, Wis., 1999
 MORLEY, Zach (F, 6-8)
 Maryville, Mo., 2004-05
 MORROW, J. Paul (C, 6-7)
 St. Croix Falls, Wis.,
 1952-53-54
 MUELLER, Curtis (F, 6-3)
 Prairie du Sac, Wis., 1954-55-56
 MURRAY, Richard (F, 6-2)
 Three Lakes, Wis., 1959-60

N

NAGLE, Charles (F, 6-5)
 Milwaukee, Wis., 1967-68-69
 NANKIVIL, Keaton (F, 6-8)
 Madison, Wis., 2008-09-10-11
NEATH, Jahcobi (G, 6-4)
Toronto, Ontario, 2022
 NELSON, Douglas, 1930-31-32
 NELSON, George, 1926-27-28
 NEPRUD, Carl, 1912
 NEWBURG, Mark (C, 6-11)
 La Crosse, Wis., 1976-77-79-80
 NICHOLAS, Albert (G, 6-3)
 Rockford, Ill., 1950-51-52
 NICKOLI, Robert (C, 6-8)
 Fond du Lac, Wis., 1946
 NIEMUTH, Wallace (C, 6-4)
 Waupaca, Wis., 1946-48

NIXON, Ray (F, 6-7)
 Milwaukee, Wis., 2003-04-05-06
 NOE, Paul (G), 1907-08-09
 NORD, Ronald (G, 5-10)
 Minneapolis, Minn., 1950
 NWACHUKWU, Osita (F, 6-8)
 Owerri, Nigeria, 1995-96

O

OAKS, Leroy, 1932
 O'BRIEN, Leland (C, 6-2)
 Marietta, Ohio, 1944
 OCKERSHAUSER, Karl, 1934
 OKEY, Sam (F, 6-7)
 Cassville, Wis., 1996-97
 OLER, Lee (F, 6-5)
 Fox Lake, Ill., 1970-71-72
 OLSEN, Harold
 Rice Lake, Wis., 1915-16-17
 OLSON, Rick (G, 6-1)
 Madison, Wis., 1983-84-85-86
 O'MELIA, Michael (G, 5-10)
 Rhinelander, Wis., 1962-63-64
 OSTROM, Lonnie (F/G, 6-5)
 Silvis, Ill., 1961-62-63
 OWENS, Lawrence "Freddie"
 (G, 6-2) Milwaukee, Wis.,
 2001-02-03-04

P

PAGE, Donald (F, 6-3)
 Madison, Wis., 1949-50
 PAMPERIN, John (F/G, 6-2)
 La Crosse, Wis., 1958
 PARKER, John (C, 6-5)
 Madison, Wis., 1954-55-56
 PATERICK, Timothy (G, 6-4)
 Janesville, Wis., 1973-75-76
 PATTERSON, Donald (G, 6-0)
 Pekin, Ill., 1963
 PATTERSON, Ray (C, 6-3)
 Madison, Wis., 1942-43-44-45
 PAUL, John, 1929-30-31
 PAUST, Benjamin, 1904
 PEARSON, William (F, 6-8)
 McFarland, Wis., 1975-76-77-78
 PEASE, Harlow (G), 1919-20
 PENNEY, Kirk (G, 6-5)
 Auckland, New Zealand,
 2000-01-02-03
 PETERS, Jay (G, 6-2)
 Janesville, Wis., 1991-92
 PETERSEN, Jeff (C, 6-10)
 Mequon, Wis., 1992-93-94
 PETERSON, Mosezell (G/F, 6-4)
 Louisville, Ky., 1995-96-97
 PETTY, Larry (C, 6-9)
 New York, N.Y., 1978-79-80-81
 PHELPS, Marion, 1912
 PIACENZA, Richard (F, 6-6)
 Highland Park, Ill., 1973-74-76

PLANK, Neil (G/F, 6-5)
Mt. Zion, Ill., 2002
PLONDKE, Scott (F/C, 6-10)
Dubuque, Iowa, 1984
PLOSS, John (C, 6-9)
Antioch, Ill., 1982-83-84-85
POKER, Lawrence (F, 6-1)
Milwaukee, Wis., 1947-48-49
PORTMANN, Kurt (F, 6-11)
Sheboygan, Wis., 1987-88-89-90
POSER, Bobby, 1930-31-32
POSER, John, 1930-31-32
POSER, Rolf "Chub",
Columbus, Wis., 1933-34-35
POTTER, John (F), 1901-02-03
POTTER, Micah (F, 6-10)
Mentor, Ohio, 2020-21
POWELL, Howard, 1936-37-38
POWERS, Edward, 1926
POWERS, Robert (G, 6-2)
Madison, Wis., 1961
PREBOSKI, Felix, (F, 6-2)
Antigo, Wis., 1934-35
PRITZL, Brevin (G, 6-3)
De Pere, Wis., 2017-18-19-20

Q

QAWI, Samad (F, 6-6)
Racine, Wis., 2020
QUEST, Matt (F, 6-6)
Watertown, Wis., 1997

R

RADKE, Steven (F/G, 6-5)
Oshkosh, Wis., 1957-58
REBHOLZ, James (F/G, 6-5)
Portage, Wis., 1967
REBHOLZ, Russ, 1931
REDDICK, Melvin (G, 6-1)
Chicago, Ill., 1969
REHFELDT, Donald (C, 6-6)
Chicago, Ill., 1947-48-49-50
REHM, Frederick (G, 6-2)
Milwaukee, Wis., 1941-42-43
REINHART, Roger, 1935-36
REMSTAD, Robert (C, 6-4)
Kenosha, Wis., 1951
RENFROE, Dwayne (G, 6-3)
Sandersville, Ga., 1981
REUVERS, Nate (6-11, 240)
Orono, Minn., 2018-19-20-21
REWEY, Stanley, 1932
RICHGELS, Glen (C, 6-8)
Madison, Wis., 1971
RICHTER, Pat (C, 6-5)
Madison, Wis., 1961-62-63
RIPLEY, Rodney (F, 6-8)
Pulaski, Wis., 1984-85-86-87
RIPPE, Russell (G, 6-1)
Madison, Wis., 1946-47-48

RIZZI, Arthur (F, 5-7)
Milwaukee, Wis., 1946-47
ROBERTS, David (F, 6-5)
Waunakee, Wis., 1964-65-66
ROBERTS, Jalil (G/F, 6-4)
Jersey City, N.J., 1994
ROBERTSON, Pollis (F, 6-7)
Wayne, Mich., 1986-87-88-89
ROBINSON, Byron (G, 6-5)
Springfield, Ill., 1988-89-90
ROGERS, Douglas (G, 6-1)
Waukesha, Wis., 1946-47-48-49
ROGERS, Harlan "Biddy"
Portage, Wis., 1906-07-08
ROGNEBY, James (G, 6-2)
Cochrane, Wis., 1957-58-59
ROHAN, Patrick (C, 6-7)
Madison, Wis., 1971-72
ROONEY, George, 1936-37-38
ROSSIN, Robert (C, 6-7)
Mauston, Wis., 1959-60
ROTH, Robert (G, 5-10)
Oshkosh, Wis., 1941
ROTH, Scott (F, 6-9)
Brecksville, Ohio, 1982-83-84-85
RUCKEL, Robert (F, 6-0)
Fort Wayne, Ind., 1946
RUDD, Allen (C, 6-10)
Amery, Wis., 1976
RUNDELL, John (G, 5-10)
Madison, Wis., 1938-39-40
RYCKMAN, Kenneth, 1932
RYSER, Albert Jr. (G, 5-11)
Madison, Wis., 1944

S

SANDS, Albert (F), 1913-14
SCHEIWE, Edward (G, 5-11)
Chicago Heights, Ill.,
1940-41-42
SCHELL, Jay (G, 6-6)
Stevens Point, Wis., 1992
SCHELL, John (G/F, 6-5)
Cumberland, Wis., 1967-68-69
SCHLUNDT, T.J. (G, 6-5)
Oconomowoc, Wis., 2016-17-18
SCHMIT, Peter (G, 6-0)
St. Charles, Ill., 2001
SCHMITT, Gustav, 1904
SCHNEIDER, Fredric (F, 6-3)
Wauwatosa, Wis., 1948-49-50
SCHNEIDER, Harvey, 1930-31-32
SCHOENECK, Thomas (C, 6-9)
Itasca, Ill., 1965
SCHOFIELD, Harvey, 1902-03-04
SCHRAGE, Warren (C, 6-4)
Plymouth, Wis., 1941-42
SCHUBRING, Darin (C, 6-10)
Baraboo, Wis., 1986-87-88-89
SCHUMACHER, Troy (G, 6-3)
Sun Prairie, Wis., 1997

SCHWARTZ, John (G, 6-1)
Madison, Wis., 1950
SCHWARTZ, Robert, 1939
SCOTT, Harlo (C/F, 6-3)
Platteville, Wis., 1941-42
SCOVILLE, Walter (G), 1910-11-12
SCRIBNER, Charles (F), 1905-06-07
SELBO, Glen (G, 6-3)
La Crosse, Wis., 1944-47
SELLERS, Brad (C, 6-11)
Warrensville Hts., Ohio,
1982-83
SERBIAK, Robert (G, 6-1)
Milwaukee, Wis., 1958-59
SESSOMS, Maurice (F, 6-8)
Teaneck, N.J., 1999
SEVERIN, Max, 1903-04
SHAFER, Adam (G/F, 6-4)
Downers Grove, Ill., 1997
SHEPPARD, Frank (F), 1908
SHERROD, Clarence (G, 6-2)
Milwaukee, Wis., 1969-70-71
SHOWALTER, Zak (G, 6-3)
Germantown, Wis., 2013-15-16-17
SIEBEL, Kenneth (F, 6-4)
Rock Falls, Ill., 1961-62-63
SIEFERT, Charles (G, 6-1)
Black River Falls, Wis., 1952-53
SIMMS, Willie (F, 6-6)
Pontiac, Mich., 1989-90-91
SIMPSON, Eber (5-8)
Oshkosh, Wis., 1917-18
SMITH, Desmond, 1944-45
SMITH, Harrison, 1955-57
Madison, Wis.
SMITH, James (F, 6-6)
Pittsburgh, Pa., 1979
SMITH, James III (G, 6-2)
Wauwatosa, Wis., 1976-77-78
SMITH, Jim (F, 6-6)
Toledo, Ohio, 1983
SMITH, Jordan (G, 6-1)
Orono, Minn., 2012-13-15-16
SMITH, Robert (G, 6-0)
Madison, Wis., 1946
SMITH, Robert (F, 6-8)
Madison, Wis., 2000
SMITH, Shelton Jr. (G, 6-0)
Indianapolis, Ind., 1985-86-87
SMITH, Thomas, 1933-34
SMITH, William (F/G, 6-3)
Fond du Lac, Wis., 1976-77
SMITH, Wquinton (G, 5-10)
Milwaukee, Wis., 2008-09-10-11
SPIKA, Daniel (G, 6-0)
La Crosse, Wis., 1954
SPOONER, A. Dwight, 1923-24
STACK, John (C, 6-7)
Evanston, Ill., 1958-59
STANGEL, Otto (F)
Two Rivers, Wis., 1911-12
STEEN, Marvin, 1931-32

STEGE, Edward, 1934-35-36
 STEINHAUS, Gregg (F, 6-9)
 Portage, Wis., 1983-84-85-86
 STEINMETZ, Christian,
 Milwaukee, Wis., 1902-03-04-05
 STEINMETZ, Christian R., 1931
 STELTER, Keith (F, 6-8)
 Rockford, Ill., 1965
 STEPHENS, Steven (G, 5-9)
 Platteville, Wis., 1957-58
 STIEHM, Ewald (C), 1907-08-09
 STIEMSMA, Greg (C, 6-11)
 Randolph, Wis., 2005-07-08
 STOLL, George, 1925-26-27
 STOLTZ, Oscar, 1914
 STOVER, Paul (F), 1898-1900-01
 STRACKA, Anthony (F, 6-2)
 Hartford, Wis., 1952-53-54
 STRAIN, William (G, 5-11)
 Harvard, Ill., 1939-40-41
 STRICKLAND, Tai (G, 6-2)
 Tampa, Fla., 2019
 STRICKLER, Palmer, 1946
 SULLIVAN, Robert, 1945
 SULLIVAN, Robert (F, 6-1)
 Ojibwa, Wis., 1941-42-43
 SUNDT, Guiserd (C), 1920
 SWARTZ, Julian (F, 6-6)
 Waukesha, Wis., 2000
 SWEENEY, Dennis (G, 6-1)
 Madison, Wis., 1965-66-67
 SWENHOLT, Helmer,
 Wittenberg, Wis., 1907-08-09
 SWENSON, Edwin, 1918
 SYDNOR, Raymond (C, 6-6)
 Baltimore, Md., 1977-78

T

TAPHORN, Justin (G, 6-5)
Pekin, Ill., 2021-22
 TAPP, Rodney (G, 6-0)
 Evansville, Ind., 1987-88
 TAYLOR, Jordan (G, 6-1)
 Bloomington, Minn., 2009-10-11-12
 TAYLOR, Kammron (G, 6-2)
 Minneapolis, Minn., 2004-05-06-07
 TAYLOR, Warren (F), 1920-21-22
 TEBELL, Gustav (G), 1921-22-23
 TENHOPEN, Elmer, 1927-28-29
 TERWILLIGER, Emmett, 1935
 THOMAS, IV, Charles (F, 6-8)
 Highland, Md., 2016-17-18-19
 TIMMERMAN, Donald (C, 6-10)
 Sioux Falls, S.D., 1940-41
 TIMMERMAN, Greg (C, 6-10)
 Cuba City, Wis., 1993
 TOMPKINS, Patrick (F, 6-6)
 Waukegan, Ill., 1988-89-90-91
 TORNOWSKA, Russell, 1931

TRICE, D'Mitrik (G, 6-0)
 Dayton, Ohio, 2017-19-20-21
 TUCKER, Alando (F, 6-5)
 Lockport, Ill., 2003-05-06-07

U

UKAWUBA, Ikechukwu "Ike"
 (G, 6-3) Chicago, Ill., 2001-02-03-04
 ULWELLING, John (G, 5-11)
 Appleton, Wis., 1960
 UPHOFF, Rodney (G, 5-10)
 Madison, Wis., 1971

V

VALENTYN, Brett (G, 6-4)
 Verona, Wis., 2008-09-10-11
 VAN DIEN, James (G, 5-10)
 Boyceville, Wis., 1950-51
 VAN GENT, Eugene (C)
 Chicago, Ill., 1912-13-14
 VAN RIPER, John (G), 1911-12-13
 VAN VLIET, Andy (F, 7-0)
 Antwerp, Belgium, 2017-18
 VANDER MEULEN, David
 (F, 6-4) Madison, Wis., 1960-61
 VARNEY, F. Carleton, 1924-25
 VERSHAW, Mark (F, 6-9)
 E. Peoria, Ill., 1998-99-00-01
 VOGT, Chris (C, 7-0)
 Mayfield, Ky., 2022
 VOIGHT, Theodore (F, 6-8)
 Wauwatosa, Wis., 1967-68-69
 VRANEY, Brian (F, 6-6)
 Valders, Wis., 1995-96-97-98

W

WACKMAN, Ralph, 1924-25
 WADE, Maurice "Boo" (G, 6-3)
 Milwaukee, Wis., 2003-04
 WAGNER, Fred "Fritz" 1934-35
WAHL, Tyler (G, 6-7)
Lakeville, Minn., 2020-21-22
 WALVOORD, Anthony, 1907
 WARD, Thomas (G, 5-11)
 Wauwatosa, Wis., 1951-52-53
 WATSON, Gary (F/C, 6-7)
 New York, N.Y., 1971
 WEAVER, LaMont (G, 6-1)
 Beloit, Wis., 1972-73-74
 WEBER, Jeffrey (F, 6-7)
 Wales, Wis., 1984-85-86-87
 WEBER, Robert (G, 6-6)
 Lodi, Wis., 1953-54
 WEBSTER, Tracy (G, 6-0)
 Harvey, Ill., 1992-93-94
 WEGNER, Fred, 1934-35-36

WEIGANDT, Robert, 1937-38-39
 WEISNER, Ronald (F/G, 5-9)
 Elgin, Ill., 1952-53-54
 WENDLUND, Russell (G, 6-1)
 Peoria, Ill., 1944
 WESTON, Frank (G), 1919-20
 WICKMAN, Ray, 1931-32-33
 WILCE, John (C), 1908
 WILHELM, Steve (F, 6-6)
 Fall Creek, Wis., 1972-73-74
 WILKINSON, Mike (F, 6-8)
 Blue Mound, Wis., 2002-03-04-05
 WILLEY, Rob (F, 6-9)
 Neenah, Wis., 1986-88-89
 WILLIAMS, John (F), 1921
 WILLIAMS, Rolland (G),
 Edgerton, Wis., 1921-22-23
 WILLS, Charlie (F, 6-8)
 Angola, Ind., 1999-00-01-02
 WILSON, Rob (G, 6-4)
 Cleveland, Ohio, 2009-10-11-12
 WINN, Harry Jr., 1964-65
 WISE, J.D. (G, 6-0)
 Milwaukee, Wis., 2010-11-12-13
 WISE, John (F, 6-3)
 Madison, Wis., 1946-49
 WITT, William (G), 1908-09-10
 WITTIG, Robert (F, 6-3)
 Green Bay, Wis., 1963
 WOELLAEGER, Edwin, 1903
 WORTHMAN, Robert (F, 6-1)
 Madison, Wis., 1949-50

Y

YORK, Claude, 1940
 YOUNG, Francis (G, 6-1)
 Sauk City, Wis., 1960
 YOUNGMAN, Frank (G), 1911

Z

ZEIGER, Richard (F, 6-5)
 Milwaukee, Wis., 1955-56
 ZINK, David (F, 6-6)
 Wollaston, Mass., 1968-69-70
 ZINKGRAF, Gary (F, 6-7)
 Bethesda, Md., 1979-82
 ZORN, Willis (G, 6-0)
 Eau Claire, Wis., 1945-48-49
 ZUBOR, Mark (C, 6-6)
 Cicero, Ill., 1964-65-66
 ZULFER, Anthony (C), 1918-19
 ZUPPKE, Robert, 1904-05

WISCONSIN ASSISTANT COACHES

| | | | | | | | |
|---------|-----------------|---------|---------------|---------|-----------------|---------|------------------|
| 1940-41 | Fritz Wegner | 1968-69 | Dave Brown | 1987-88 | Brad McNulty | 2006-07 | Greg Gard |
| 1941-42 | Fritz Wegner | | Bud Foster | | Ray McCallum | | Gary Close |
| 1942-43 | Fritz Wegner | | Milt Bruhn | | Rod Zentner | | Howard Moore |
| | Robert Alwin | 1969-70 | Dave Brown | 1988-89 | Brad McNulty | 2007-08 | Greg Gard |
| 1943-44 | Fritz Wegner | | Dave | | Ray McCallum | | Gary Close |
| 1944-45 | Fritz Wegner | | Vander Meulen | | Rod Zentner | | Howard Moore |
| 1945-46 | Fritz Wegner | 1970-71 | Dave Brown | 1989-90 | Ray McCallum | 2008-09 | Greg Gard |
| | Andy Smith | | Dave | | John Williams | | Gary Close |
| 1946-47 | Fritz Wegner | | Vander Meulen | | Chuck Schramm | | Howard Moore |
| | Ted Deppe | 1971-72 | Dave | 1990-91 | Ray McCallum | 2009-10 | Greg Gard |
| 1947-48 | Fritz Wegner | | Vander Meulen | | John Williams | | Gary Close |
| | Art Rizzi | | Ted Voigt | | Chuck Schramm | | Howard Moore |
| | Kurt Grimm | 1972-73 | Dave | 1991-92 | Ray McCallum | 2010-11 | Greg Gard |
| | Bob Weigandt | | Vander Meulen | | John Williams | | Gary Close |
| 1948-49 | Fritz Wegner | | Ted Voigt | | Chuck Schramm | | Lamont Paris |
| | Ray Patterson | 1973-74 | Dave | 1992-93 | Ray McCallum | 2011-12 | Greg Gard |
| 1949-50 | Fritz Wegner | | Vander Meulen | | Stan Van Gundy | | Gary Close |
| | Bruce Fossum | | Ted Voigt | | Sean Miller | | Lamont Paris |
| 1950-51 | Fritz Wegner | 1974-75 | Dave | 1993-94 | Stan Van Gundy | 2012-13 | Greg Gard |
| | Walt Lautenbach | | Vander Meulen | | Bob Beyer | | Gary Close |
| 1951-52 | Fritz Wegner | | Lamont Weaver | | Tim Buckley | | Lamont Paris |
| | Art Rizzi | 1975-76 | Dave | 1994-95 | Dave Bollwinkel | 2013-14 | Greg Gard |
| 1952-53 | Fritz Wegner | | Vander Meulen | | Shawn Hood | | Gary Close |
| | Art Rizzi | | Lamont Weaver | | Brian Hecker | | Lamont Paris |
| 1953-54 | Fritz Wegner | 1976-77 | Bo Ryan | 1995-96 | Brad Soderberg | 2014-15 | Greg Gard |
| | Art Rizzi | | Larry Reed | | Shawn Hood | | Gary Close |
| 1954-55 | Fritz Wegner | | Todd Landrum | | Brian Hecker | | Lamont Paris |
| | Ab Nicholas | 1977-78 | Bo Ryan | 1996-97 | Brad Soderberg | 2015-16 | Lamont Paris |
| | Bob Cook | | Larry Reed | | Shawn Hood | | Gary Close |
| 1955-56 | Fritz Wegner | | Todd Landrum | | Brian Hecker | | Howard Moore |
| | Paul Morrow | 1978-79 | Bo Ryan | 1997-98 | Brad Soderberg | 2016-17 | Lamont Paris |
| | Silas Johnson | | Larry Reed | | Shawn Hood | | Howard Moore |
| 1956-57 | Fritz Wegner | | Todd Landrum | | Brian Hecker | | Joe Krabbenhoft |
| | Silas Johnson | 1979-80 | Bo Ryan | 1998-99 | Brad Soderberg | 2017-18 | Howard Moore |
| | Tom Ward | | Larry Reed | | Shawn Hood | | Joe Krabbenhoft |
| 1957-58 | Fritz Wegner | | Todd Landrum | | Brian Hecker | | Dean Oliver |
| | Al Hovland | 1980-81 | Bo Ryan | 1999-00 | Brad Soderberg | 2018-19 | Howard Moore |
| 1958-59 | Fritz Wegner | | Ken Johnson | | Shawn Hood | | Joe Krabbenhoft |
| | John Erickson | | Don Gosz | | Brian Hecker | | Dean Oliver |
| 1959-60 | John Orr | 1981-82 | Bo Ryan | 2000-01 | Shawn Hood | 2019-20 | Joe Krabbenhoft |
| | Ron Nord | | Ken Johnson | | Tony Bennett | | Dean Oliver |
| 1960-61 | John Orr | | Don Gosz | | Paul Costanzo | | Alando Tucker |
| | Ron Nord | 1982-83 | Rick Bowen | 2001-02 | Rob Jeter | 2020-21 | Joe Krabbenhoft |
| 1961-62 | John Orr | | Brad McNulty | | Tony Bennett | | Dean Oliver |
| | Ron Nord | | Bo Ryan | | Greg Gard | | Alando Tucker |
| 1962-63 | John Orr | 1983-84 | Rick Bowen | 2002-03 | Rob Jeter | 2021-22 | Joe Krabbenhoft |
| 1963-64 | Dave Brown | | Brad McNulty | | Tony Bennett | | Dean Oliver |
| | John Powless | | Bo Ryan | | Greg Gard | | Sharif Chambliss |
| 1964-65 | Dave Brown | 1984-85 | Rick Bowen | 2003-04 | Rob Jeter | 2022-23 | Joe Krabbenhoft |
| | John Powless | | Brad McNulty | | Gary Close | | Dean Oliver |
| 1965-66 | Dave Brown | | Ray McCallum | | Greg Gard | | Sharif Chambliss |
| | John Powless | 1985-86 | Rick Bowen | 2004-05 | Rob Jeter | | |
| 1966-67 | Dave Brown | | Brad McNulty | | Gary Close | | |
| | John Powless | | Ray McCallum | | Greg Gard | | |
| 1967-68 | Dave Brown | 1986-87 | Brad McNulty | 2005-06 | Greg Gard | | |
| | John Powless | | Ray McCallum | | Gary Close | | |
| | | | Chris Benetti | | Howard Moore | | |

ALL-TIME LINEUPS

1946-47

Robert Cook, F, Jr.
Exner Menzel, F, Sr.
Edward Mills, C, Jr.
Glen Selbo, G, Sr.
Walter Lautenbach, G, Sr.

1952-53

Richard Cable, F, So.
Anthony Stracka, F, Jr.
J. Paul Morrow, C, Jr.
Charles Siefert, G, Sr.
Thomas Ward, G, Sr.

1958-59

Robert Barneson, F, Jr.
Jim Biggs, F, So.
Fred Clow, C, Jr.
Brian Kulas, G, Sr.
Steve Stephens, G, Sr.

1964-65

Ken Barnes, F, Jr.
Ken Gustafson, F, Jr.
Mark Zubor, C, Jr.
Jim Bohlen, G, Sr.
Dennis Sweeney, G, So.

1947-48

Robert Cook, F, Sr.
Edward Mills, F, Sr.
Don Rehfeldt, C, So.
Douglas Rogers, G, Jr.
James Moore, G, So.

1953-54

Richard Cable, F, Jr.
Anthony Stracka, F, Sr.
J. Paul Morrow, C, Sr.
Ronald Weisner, G, Sr.
Robert Weber, G, Sr.

1959-60

Tom Hughbanks, F, So.
Robert Barneson, F, Sr.
Fred Clow, C, Sr.
Marty Gharrity, G, So.
John Ulwelling, G, So.

1965-66

Joe Franklin, F, So.
Ken Barnes, F, Sr.
Mark Zubor, C, Sr.
Ken Gustafson, G, Sr.
Mike Carlin, G, So.

1948-49

Fred Schneider, F, Jr.
Marshall Markham, F, So.
Don Rehfeldt, C, Jr.
Robert Mader, G, Jr.
Douglas Rogers, G, Sr.

1954-55

Richard Cable, F, Sr.
Jim Clinton, F, Sr.
Dan Folz, C, Jr.
Richard Miller, G, Jr.
Richard Jorgensen, G, Jr.

1960-61

Tom Hughbanks, F, Jr.
Dave Vander Meulen, F, Sr.
Tom Gwyn, C, So.
Ken Siebel, G, So.
Dick Dutriasac, G, Sr.

1966-67

Chuck Nagle, F, So.
Joe Franklin, F, Jr.
James Johnson, C, So.
Jim McCallum, G, Jr.
Mike Carlin, G, Jr.

1949-50

Fred Schneider, F, Sr.
Donald Page, F, Sr.
Don Rehfeldt, C, Sr.
Albert Nicholas, G, So.
Robert Mader, G, Sr.

1955-56

Curt Mueller, F, Sr.
Robert Litzow, F, So.
John Parker, C, Sr.
Richard Miller, G, Sr.
Richard Jorgensen, G, Sr.

1961-62

Ken Siebel, F, Jr.
Tom Hughbanks, F, Sr.
Jack Brens, C, So.
Don Hearnden, G, So.
Mike O'Melia, G, So.

1967-68

Joe Franklin, F, Sr.
Chuck Nagle, F, Jr.
James Johnson, C, Jr.
Mike Carlin, G, Sr.
John Schell, G, Jr.

1950-51

James Clinton, F, So.
Dan Markham, F, Sr.
Charles Dahlke, C, So.
Albert Nicholas, G, Jr.
James Van Dien, G, Sr.

1956-57

Robert Litzow, F, Jr.
Glenn Borland, F, Jr.
Ray Gross, C, So.
Brian Kulas, G, So.
Walter Holt, G, Jr.

1962-63

Ken Siebel, F, Sr.
Tom Gwyn, F, Sr.
Jack Brens, C, Jr.
Dave Grams, G, Jr.
Mike O'Melia, G, Jr.

1968-69

Chuck Nagle, F, Sr.
James Johnson, F, Sr.
Craig Mayberry, C, Jr.
Clarence Sherrod, G, So.
Tom Mitchell, G, Sr.

1951-52

Richard Cable, F, Fr.
Ed Carpenter, F, Sr.
J. Paul Morrow, C, So.
Albert Nicholas, G, Sr.
Charles Siefert, G, Jr.

1957-58

Robert Litzow, F, Sr.
Robert Barneson, F, So.
Ray Gross, C, Jr.
Walter Holt, G, Sr.
Brian Kulas, G, Jr.

1963-64

Ken Gustafson, F, So.
Dave Roberts, F, So.
Mark Zubor, C, So.
Mike O'Melia, G, Sr.
Jim Bohlen, G, Jr.

1969-70

Lloyd Adams, F, So.
Lee Oler, F, So.
Albert Henry, C, Sr.
Clarence Sherrod, G, Jr.
Bob Frasor, G, So.

1970-71

Leon Howard, F, So.
 Gary Watson, F, So.
 Glen Richgels, C, Sr.
 Clarence Sherrad, G, Sr.
 Bob Frasor, G, Jr.

1976-77

James Gregory, F, Fr.
 Joe Chnelich, F, Fr.
 Ray Sydnor, C, Fr.
 Bob Falk, G, Sr.
 Arnold Gaines, G, Fr.

1982-83

Cory Blackwell, F, So.
 Brad Sellers, F, So.
 John Ploss, C, So.
 Rick Olson, G, Fr.
 Scott Roth, G, So.

1988-89

Danny Jones, F, Jr.
 Willie Simms, F, So.
 Kurt Portmann, C, Jr.
 Trent Jackson, G, Sr.
 Tom Molaski, G, Sr.

1971-72

Leon Howard, F, Jr.
 Kerry Hughes, F, So.
 Kim Hughes, C, So.
 Lee Oler, G, Sr.
 Bob Frasor, G, Sr.

1977-78

Joe Chnelich, F, So.
 Bill Pearson, F, Sr.
 Larry Petty, C, Fr.
 Arnold Gaines, G, So.
 James Smith III, G, Jr.

1983-84

Cory Blackwell, F, Jr.
 Scott Roth, F, Jr.
 John Ploss, C, Jr.
 Rick Olson, G, So.
 David Miller, G, So.

1989-90

Danny Jones, F, Sr.
 Willie Simms, F, Jr.
 Patrick Tompkins, C, Jr.
 Tim Locum, G, Jr.
 Larry Hisle, G, Fr.

1972-73

Leon Howard, F, Sr.
 Kerry Hughes, F, Jr.
 Kim Hughes, C, Jr.
 Gary Anderson, G, Jr.
 Marcus McCoy, G, So.

1978-79

Claude Gregory, F, So.
 Joe Chnelich, F, Jr.
 Larry Petty, C, So.
 Wes Matthews, G, So.
 Arnold Gaines, G, Jr.

1984-85

Scott Roth, F, Sr.
 J.J. Weber, F, So.
 John Ploss, C, Sr.
 Rick Olson, G, Jr.,
 Mike Heineman, G, So.

1990-91

Willie Simms, F, Sr.
 John Ellenson, F, Sr.
 Patrick Tompkins, C, Sr.
 Tim Locum, G, Sr.
 Larry Hisle, G, So.

1973-74

Dale Koehler, F, So.
 Kerry Hughes, F, Sr.
 Kim Hughes, C, Sr.
 Gary Anderson, G, Sr.
 Marcus McCoy, G, Jr.

1979-80

Claude Gregory, F, Jr.
 Joe Chnelich, F, Sr.
 Larry Petty, C, Jr.
 Wes Matthews, G, Jr.
 Dan Hastings, G, Jr.

1985-86

J.J. Weber, F, Jr.
 Rod Ripley, F, Jr.
 Gregg Steinhaus, C, Sr.
 Rick Olson, G, Sr.
 Mike Heineman, G, Jr.

1991-92

Carlton McGee, F, So.
 Billy Douglass, F, Sr.
 Grant Johnson, C, So.
 Tracy Webster, G, Fr.
 Michael Finley, G, Fr.

1974-75

Marcus McCoy, F, Sr.
 Bob Luchsinger, F, Sr.
 Dale Koehler, C, Jr.
 Bruce McCauley, G, Sr.
 Brian Colbert, G, Fr.

1980-81

Claude Gregory, F, Sr.
 Mike Kreklow, F, So.
 Larry Petty, C, Sr.
 John Bailey, G, Jr.
 Greg Dandridge, G, So.

1986-87

Danny Jones, F, Fr.
 Rod Ripley, F, Sr.
 J.J. Weber, C, Sr.
 Mike Heineman, G, Sr.
 Trent Jackson, G, So.

1992-93

Michael Finley, F, So.
 Brian Kelley, F, So.
 Damon Harrell, C, Sr.
 Tracy Webster, G, So.
 Andy Kilbride, G, So.

1975-76

Dale Koehler, F, Sr.
 Bill Pearson, F, So.
 Bob Johnson, C, Sr.
 James Smith III, G, Fr.
 Bob Falk, G, Jr.

1981-82

Brad Sellers, F, Fr.
 Cory Blackwell, F, Fr.
 Keith Mitchell, C, Sr.
 John Bailey, G, Sr.
 Carl Golston, G, Fr.

1987-88

Danny Jones, F, So.
 Kurt Portmann, F, So.
 Darin Schubring, C, Jr.
 Trent Jackson, G, Jr.
 Tom Molaski, G, Jr.

1993-94

Michael Finley, F, Jr.
 Brian Kelley, F, Jr.
 Rashard Griffith, C, Fr.
 Tracy Webster, G, Jr.
 Andy Kilbride, G, Jr.

1994-95

Michael Finley, F, Sr.
 Brian Kelley, F, Sr.
 Rashard Griffith, C, So.
 Darnell Hoskins, G, So.
 Andy Kilbride, G, Sr.

2001-02

Charlie Wills, F, Sr.
 Dave Mader, C, So.
 Kirk Penney, G, Jr.
 Devin Harris, G, Fr.
 Travon Davis, G, Sr.

2008-09

Marcus Landry, F, Sr.
 Joe Krabbenhoft, F, Sr.
 Jon Leuer, F, So.
 Jason Bohannon, G, Jr.
 Trévon Hughes, G, Jr.

2015-16

Ethan Happ, F, Fr.
 Vitto Brown, F, Jr.
 Nigel Hayes, F, Jr.
 Zak Showalter, G, Jr.
 Bronson Koenig, G, Jr.

1995-96

Sam Okey, F, Fr.
 Sean Daugherty, F, So.
 Osita Nwachukwu, C, Sr.
 Mosezell Peterson, G, So.
 Hennssy Auriantal, G, Fr.

2002-03

Alando Tucker, F, Fr.
 Mike Wilkinson, F, So.
 Kirk Penney, G, Sr.
 Devin Harris, G, So.
 Freddie Owens, G, Jr.

2009-10

Jon Leuer, F, Jr.
 Keaton Nankvil, F, Jr.
 Jason Bohannon, G, Sr.
 Trévon Hughes, G, Sr.
 Jordan Taylor, G, So.

2016-17

Ethan Happ, F, So.
 Vitto Brown, F, Sr.
 Nigel Hayes, F, Sr.
 Zak Showalter, G, Sr.
 Bronson Koenig, G, Sr.

1996-97

Sam Okey, F, So.
 Sean Daugherty, F, Jr.
 Paul Grant, C, Sr.
 Ty Calderwood, G, Jr.
 David Burkemper, G, Jr.

2003-04

Mike Wilkinson, F, Jr.
 Dave Mader, C, Sr.
 Devin Harris, G, Jr.
 Freddie Owens, G, Sr.
 Boo Wade, G, So.

2010-11

Keaton Nankvil, F, Sr.
 Jon Leuer, F, Sr.
 Tim Jarmusz, G/F, Sr.
 Josh Gasser, G, Fr.
 Jordan Taylor, G, Jr.

2017-18

Ethan Happ, F, Jr.
 Khalil Iverson, F, Jr.
 Aleem Ford, F, Fr.
 Brevin Pritzl, G, So.
 Brad Davison, G, Fr.

1997-98

Sean Daugherty, F, Sr.
 Booker Coleman, F, Sr.
 Sean Mason, G, Jr.
 Mike Kelley, G, Fr.
 Hennssy Auriantal, G, Jr.

2004-05

Zach Morley, F, Sr.
 Alando Tucker, F, So.
 Mike Wilkinson, F, Sr.
 Sharif Chambliss, G, Sr.
 Clayton Hanson, G, Sr.

2011-12

Mike Bruesewitz, F, Jr.
 Ryan Evans, F, Jr.
 Jared Berggren, F/C, Jr.
 Josh Gasser, G, So.
 Jordan Taylor, G, Sr.

2018-19

Ethan Happ, F, Sr.
 Nate Reuvers, F, So.
 Khalil Iverson, F, Sr.
 Brad Davison, G, So.
 D'Mitrik Trice, G, So.

1998-99

Andy Kowske, F, So.
 Mark Vershaw, F, So.
 Mike Kelley, G, So.
 Sean Mason, G, Sr.
 Ty Calderwood, G, Sr.

2005-06

Jason Chappell, F, Jr.
 Alando Tucker, F, Jr.
 Brian Butch, C, So.
 Ray Nixon, G., Sr.
 Kammron Taylor, G, Jr.

2012-13

Mike Bruesewitz, F, Sr.
 Ryan Evans, F, Sr.
 Jared Berggren, F, Sr.
 Ben Brust, G, Jr.
 Traevon Jackson, G, So.

2019-20

Nate Reuvers, F, Jr.
 Aleem Ford, F, Jr.
 Brevin Pritzl, G, Sr.
 Brad Davison, G, Jr.
 D'Mitrik Trice, G, Jr.

1999-2000

Andy Kowske, F, Jr.
 Mark Vershaw, F, Jr.
 Maurice Linton, F, Jr.
 Jon Bryant, G, Sr.
 Mike Kelley, G, Jr.

2006-07

Jason Chappell, F, Sr.
 Alando Tucker, F, Sr.
 Brian Butch, C, Jr.
 Kammron Taylor, G, Sr.
 Michael Flowers, G, Jr.

2013-14

Frank Kaminsky, F, Jr.
 Sam Dekker, F, So.
 Josh Gasser, G, Jr.
 Ben Brust, G, Sr.
 Traevon Jackson, G, Jr.

2020-21

Nate Reuvers, F, Sr.
 Aleem Ford, F, Sr.
 Tyler Wahl, F, So.
 Brad Davison, G, Sr.
 D'Mitrik Trice, G, Sr.

2000-01

Andy Kowske, F, Sr.
 Mark Vershaw, F, Sr.
 Kirk Penney, G, So.
 Roy Boone, G, Sr.
 Mike Kelley, G, Sr.

2007-08

Marcus Landry, F, Jr.
 Joe Krabbenhoft, F, Jr.
 Brian Butch, C, Sr.
 Michael Flowers, G, Sr.
 Trévon Hughes, G, So.

2014-15

Frank Kaminsky, F, Sr.
 Nigel Hayes, F, So.
 Sam Dekker, F, Jr.
 Josh Gasser, G, Sr.
 Bronson Koenig, G, So.

2021-22

Chucky Hepburn, G, Fr.
 Brad Davison, G, Sr.
 Johnny Davis, G, So.
 Tyler Wahl, F, Jr.
 Steven Crowl, F, So.

PAST WISCONSIN COACHES

James C. Elsom

1899-1904

Record of 25-14 (.641) in six years at UW ... UW-Madison professor of physical education and physical therapy from 1894-1936 ... oversaw first Wisconsin teams as "coach" ... died in 1949.

Emmett Angell

1905-08

Record of 43-15 (.741) in four years at UW ... coached Chris Steinmetz, UW's first all-American in 1905 ... owns highest winning percentage of any Badger coach ... coached UW's first two conference titles (1907 and 1908) ... a driving force in establishing basketball at Wisconsin and in the Western Conference (now the Big Ten).

Haskell Noyes

1909-11

Record of 26-15 (.634) in three years at UW ... guided Badgers to 23-2 home-court record during his tenure.

Walter Meanwell

1912-17; 1921-34

Record of 246-99 (.712) in 20 years at UW ... ranks second in UW history in both career wins (246) and winning percentage (.712) ... Badgers were 92-9 in his first six years, including the school's first 20-win season in 1915-16 ... his 1911-12 and 1913-14 Badgers were both 15-0, the only two undefeated seasons in UW history ... a 1959 inductee into Naismith Memorial Basketball Hall of Fame ... coached Wisconsin to eight undisputed or shared Big Ten titles ... legendary coach credited with launching modern basketball's emphasis on finesse and offensive strategy ... his famous "criss-cross, pivot and pass" offense utilized all five players and featured short passes, the revolutionary criss-cross and weave, pivot in motion and screens for the shooter ... known as the "Little Doctor," he held a medical degree from Maryland and Ph.D from Wisconsin ... practiced medicine in Madison until his death in 1953.

Guy Lowman

1918-20

Record of 34-19 (.642) in three years at UW ... coached UW to Big Ten title in his first season (1918) ... coached Badger football (1918) and baseball (1918, 1921-32) teams, as well ... directed UW Department of Physical Education for 26 years ... died in 1943.

Harold "Bud" Foster

1935-59

Record of 265-267 (.498) in 25 years at UW ... school's all-time winningest coach ... guided Badgers to school's first two NCAA tournaments, including 1941 NCAA title ... coached three — Gene Englund and John Kotz — consensus All-Americans ... member of Helms Basketball Hall of Fame, National Basketball Hall of Fame, Wisconsin State Athletic Hall of Fame and the University of Wisconsin Athletic Hall of Fame ... coached Badgers to just second-ever 20-win season in 1941 ... played at UW, earning first-team All-America honors from the Christy Walsh Syndicate in 1930 ... All-Big Ten in 1929 and 1930.

John Erickson

1960-68

Record of 100-114 (.467) in nine years at UW ... fifth-winningest coach in Wisconsin history and ranks fourth in school annals in Big Ten wins (52) ... prior to 1997, his 1962 squad was last at UW to win 10 Big Ten games ... his 1961-62 team's .708 (17-7) winning percentage was not topped at UW until 2002-03 ... presided over one of two wins over the AP No. 1 team in school history when his squad beat No. 1 Ohio State, 86-67 in 1962.

John Powless

1969-76

Record of 88-108 (.449) in eight years at UW ... prior to 1997, his '74 Badgers were school's last team to register a winning record (8-6) in conference play ... coached nine NBA draft choices at UW, most of any Badger coach ... has attained ranking as No. 1 tennis player in the world in singles and doubles for senior men 55 and older ... former color commentator on Badger basketball TV broadcasts.

Bill Cofield

1977-82

Record of 63-101 (.384) in six years at UW ... coached four (Wes Matthews and Joe Chrnelich in 1980, and Claude Gregory and Larry Petty in 1981) Badgers who were NBA draft picks.

Steve Yoder

1983-92

Record of 128-165 (.437) in 10 years at UW ... fourth-winningest coach in school history ... also had third-longest tenure of any Wisconsin coach ... took Badgers teams to two NITs, including school's first postseason appearance (1989) since 1947 ... coached Badger stars Rick Olson, Danny Jones, Tracy Webster and Michael Finley ... former color commentator on UW basketball television broadcasts ... served as NBA scout with Indiana Pacers and New York Knicks.

Stu Jackson

1993-94

Record of 32-25 (.561) in two years at UW ... guided Badgers to school's first NCAA tournament bid (1994) since 1947 ... became first Wisconsin coach to take teams to back-to-back postseason tournaments ... left Wisconsin in summer of 1994 for front office position with NBA's expansion Vancouver Grizzlies ... currently the Executive Vice President of Basketball Operations for the NBA in New York.

Stan Van Gundy

1995

Record of 13-14 (.481) in one year at UW ... named head coach in summer of 1994 after two years as an assistant to Stu Jackson ... former head coach of the NBA's Miami Heat (2003-05), leading them to a pair of playoff berths ... has coached the Orlando Magic since 2007, leading the team to a playoff berth every season, including the 2009 NBA Finals ... brother of former New York Knicks and Houston Rockets head coach Jeff Van Gundy.

Dick Bennett

1996-2000

Record of 94-68 (.580) in five-plus years at UW ... coached Wisconsin to 2000 Final Four, the second in school history ... his teams won a then-school-record 22 games in both 1998-99 and 1999-2000 ... also reached the NIT in 1995-96, his first season ... his teams led the Big Ten in scoring defense four times, placing in the top five nationally three times ... resigned on Nov. 30, 2000, three games into the 2000-01 season ... was inducted into the UW Athletics Hall of Fame in 2012.

Brad Soderberg

2001

Record of 16-10 in one year (.615) at UW ... took over after Dick Bennett resigned on Nov. 30, 2000 ... first UW head coach in history to lead a team to the NCAA tournament in his first year at the helm.

Bo Ryan

2002-2015

The winningest coach in Wisconsin history with a record of 364-130 (.737) in 14-plus seasons ... owns the highest Big Ten winning percentage in conference history, going 172-68 (.717) ... led the Badgers to four Big Ten regular season championships and three Big Ten Tournament titles ... became the 34th NCAA coach to reach the 700-win plateau, finishing with a mark of 747-233 (.762) over his 31-plus seasons ... received four Big Ten Coach of the Year honors ... authored the 11 winningest seasons in UW history ... guided UW to 14 consecutive NCAA tournament appearances, seven Sweet 16s, three Elite Eights, two Final Fours and the 2015 national championship game ... in his final full season, led the Badgers to a school-record 36 wins in 2014-15, one shy of the Big Ten single-season record. ... a 2020 inductee into the UW Athletic Hall of Fame, Ryan is a member of nine Halls of Fame ... inducted into the National Collegiate Basketball Hall of Fame in 2017 ... also member of Pennsylvania Sports Hall of Fame and Wisconsin Hall of Fame ... Ryan was also a finalist for the Naismith Basketball Hall of Fame in both 2015 and 2016.

Greg Gard

2015-present

See bio on page 6

HOMES OF THE BADGERS

THE KOHL CENTER

Badgers Home: Jan. 1998 to present
UW at Kohl Center: 335-61 (.846)
Capacity: 17,287

Located at 601 W. Dayton Street, the Kohl Center opened its doors in 1998 and serves as the home for UW men's and women's basketball, as well as men's hockey. The Kohl Center was completed for a cost of \$76.4 million and officially opened on January 17, 1998 with a 56-33 men's basketball win over Northwestern, before 16,697 in attendance.

In addition to UW athletics, the Kohl Center has played host to several well-known dignitaries and performers such as: Elton John and Billy Joel, The Eagles, Tom Petty, Shania Twain, John Mellencamp, Cher, the Dave Matthews Band and the Dalai Lama. The Kohl Center also hosted the Jeopardy! College Championship and President Barack Obama in 2008.

Additionally, the Kohl Center has also served as the home for the WIAA high school boys' basketball and wrestling tournaments as well as the 1998 NCAA Women's Volleyball National Championship and the 2002 NCAA Men's Basketball Regional Championship. The Kohl Center is also often utilized for University of Wisconsin's commencement ceremonies in December and May.

Major Benefactors

The building is named for U.S. Sen. Herb Kohl (D-Wisconsin), a 1956 graduate of UW-Madison, who donated \$25 million to the project. Kohl's gift is the single largest private donation in University history.

Former All-Big Ten basketball player Albert "Ab" Nicholas and his wife, Nancy Johnson Nicholas, pledged \$10 million toward the project. The facility's practice gymnasium is named the Nicholas-Johnson Pavilion and Plaza. Nicholas received his B.S. and M.B.A. degrees from UW-Madison.

The Kellner family, Jack F. and his sons, Ted and Jack W., of Milwaukee gave \$2.5 million. All three Kellners received degrees from UW. A new basketball floor was installed in 2008 and dedicated to Andy and Susan North for their generous contribution.

Renovation Projects

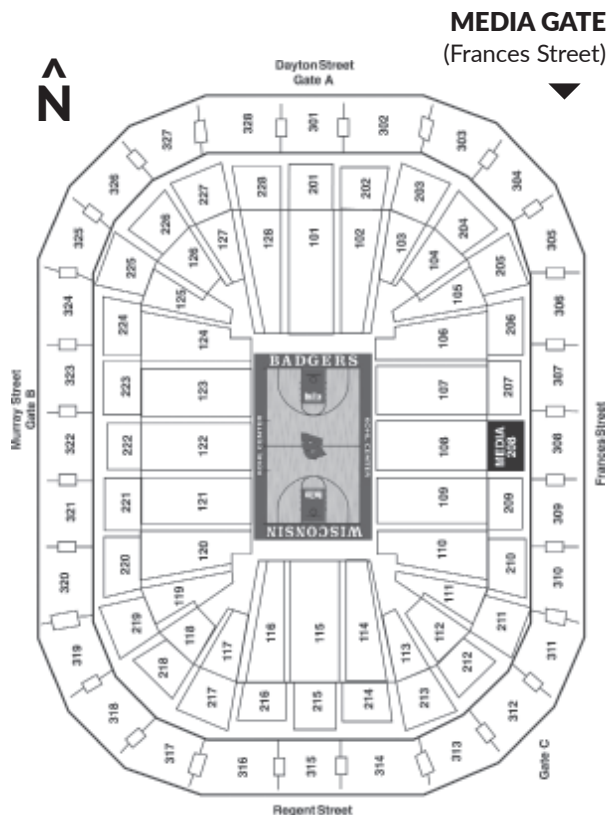
The overhead scoreboard from the UW Field House was installed in the Kohl Center upon opening, but was replaced in 2004 and again in 2017. The new center-hung circular LED videoboard is almost 35' wide by 22' tall weighing nearly 38,000 pounds. A ring beam was also installed around the circumference of the arena on the first balcony.

In 2012 as part of the LaBahn Arena construction project, LaBahn Arena and a Kohl Center remodeling project were completed in the fall of 2012, keeping the Badgers' facilities among the best in the country. Named in honor of lead donors Charles (Wisconsin '49) and Mary Ann LaBahn, LaBahn Arena opened on Oct. 19, 2012 and sits adjacent to the Kohl Center, connected via an underground hallway. This \$27.9 million project includes a competition rink for UW women's hockey as well as new locker rooms for both men's and women's hockey.

As part of that project, the Kohl Center also received newly remodeled and expanded locker rooms for the men's and women's basketball teams. All four locker rooms also include lounges with ping pong, big-screen televisions and eating areas as well as a team video room with stadium-style seating. The updates also included an increased sports medicine facility Hydroworx rehabilitation pool and recovery tubs as well as a student-athlete dining area.

Capacity

The Kohl Center is the third-largest arena in the Big Ten Conference, seating 17,287 for men's basketball, which includes courtside seating. This figure includes approximately 7,500 seats in the lower seating bowl and 4,500 in each of the two balconies.



The unique design of the Kohl Center (with two overhanging balconies) guarantees that all fans will be close to the playing floor with excellent site lines. The facility seats approximately 14,000 for hockey, and between 15,000 and 17,000 for concerts.

Practice Facility

The Nicholas-Johnson Pavilion is a world-class facility connected to the Kohl Center that houses three full-size basketball courts to be used for practice sessions when the Kohl Center is booked for other events. Pre-game booster club functions are also scheduled in the practice gym.

THE FIELD HOUSE

Badgers Home: Dec. 1930 to Jan. 1998

UW at Field House: 533-308 (.634)

Capacity: 11,500

Located at the corner of Monroe and Regent Streets on the southwest end of the UW campus, the Wisconsin Field House served as the home of Wisconsin basketball from 1930 to 1998. The Field House also housed UW boxing and is the current home for both UW volleyball and wrestling.

In 1927, former athletic director George Little proposed to the athletic council and regents the plan under which the Field House was to be constructed.

The original layout included a \$650,000 building to house both an indoor training facility for intercollegiate teams and the required program of physical education. The portion to be used for intercollegiate athletics was estimated at \$385,000.

The intercollegiate section of the facility housed the men's basketball and boxing teams, and the wrestling squad. Its construction cost approximately \$434,000. The first game played in the Field House was on Dec. 13, 1930, when the Badger men's basketball team posted a 17-14 win over Carroll College. The official dedication game followed on Dec. 18, when UW downed Pennsylvania, 25-12.

The Field House originally contained a basketball floor with a seating capacity of 12,000,

a complete track facility and room for indoor football and baseball training. The football, track and field and baseball teams moved to the Camp Randall Memorial Sports Center, better known as "The Shell" in 1956.

In April of 1976, the Field House underwent a \$718,000 renovation to improve the seating facility and allowing for other activities to be held in the building.

Permanent bleachers were added to the north, south and west sides of the court, with portable seats and a stage area on the east side. This effort brought the seating capacity to 11,500. New locker rooms and a training facility were constructed under the west stands and the existing locker rooms were renovated. A new lighting system was added in 1977, along with an improved sound system. A new scoreboard was installed prior to the 1991-92 season.

The Field House was listed on the National Register of Historic Places in 1998.

THE RED GYM

Badgers Home: Feb. 1904 to March 1930

UW at Red Gym: 198-37 (.843)

The University of Wisconsin Armory and Gymnasium, also called "The Red Gym," served as the first home to Wisconsin basketball, from 1899 to 1930. The Red Gym was originally built in 1894 at a cost of \$127,000 and its original purpose was as a military training facility as well as an athletic and student activity center. Designed in the Romanesque style, it resembles a red brick castle. It is situated on the UW campus on the shores of Lake Mendota.

The first floor of the Red Gym originally held military offices, an artillery drill room, a bowling alley, a locker room and a swimming pool. The second floor contained a drill hall wide enough to permit a four-column battalion. The third floor was occupied by the gymnasium, which contained a baseball cage, gymnastic apparatus and rowing machines.

The Red Gym was declared a National Historic Landmark in 1993.

Directions to the Kohl Center

From East I-94, South/Southeast I-90, Northeast US 151 and Northwest I-90/94:

Take I-90 East to Hwy 12/18 West, exit 142A. Follow 12/18 approximately three miles to Park Street, Exit 261 A-B. Turn right onto Park Street going north. Follow Park Street into campus. Turn right onto West Dayton Street, and proceed two blocks to the Kohl Center.

From Southwest via US 151:

Follow 18/151 to Beltline (Hwys 12/14/18/151 East). Continue on the Beltline to Park Street, Exit 261B. Turn right onto Park Street heading north. Follow Park Street into campus. Turn right onto West Dayton Street. Proceed two blocks to the Kohl Center.

WISCONSIN IN THE POSTSEASON



UW IN THE NCAA TOURNAMENT ALL-TIME

APPEARANCES: 26

Overall Record 40-25 (.615)
 Record vs. lower seed 26-11
 Record vs. higher seed 9-12
 Record vs. same seed 1-1
 Record in unseeded years 4-1

Record by Round

Round of 64 18-6
 Round of 32 10-8
 Sweet 16 4-6
 Elite Eight 4-1
 Semifinals 2-3
 Championship 1-1
 Consolation Game 1-0

NCAA All-Tournament Honors

| Year | Player | Award |
|------|------------------|-----------------------|
| 1941 | John Kotz | Tournament MVP |
| 2000 | John Bryant | West Region MVP |
| | Mike Kelley | All-West Region |
| | Andy Kowske | All-West Region |
| 2005 | Sharif Chambliss | All-Syracuse Region |
| | Alando Tucker | All-Syracuse Region |
| 2012 | Jordan Taylor | All-East Region |
| 2014 | Frank Kaminsky | West Region MOP |
| | Traevon Jackson | All-West Region |
| 2015 | Sam Dekker | West Region MOP |
| | Frank Kaminsky | All-West Region |
| | Josh Gasser | All-West Region |
| | Frank Kaminsky | Final Four All-Tourn. |
| 2017 | Sam Dekker | Final Four All-Tourn. |
| | Nigel Hayes | All-East Region |

UW GAME-BY-GAME HISTORY

| Year | Date | Region | Site | UW Seed | Opponent | W/L | Score |
|------|------|---------------|----------------------|---------|----------------------|-----|--------|
| 1941 | 3/21 | East | Madison, Wis. | -- | Dartmouth | W | 51-50 |
| | 3/22 | East | Madison, Wis. | -- | Pittsburgh | W | 36-30 |
| | 3/29 | East | Kansas City, Mo. | -- | Washington St. | W | 39-34 |
| 1947 | 3/20 | East | New York, N.Y. | -- | CCNY | L | 56-70 |
| | 3/22 | East | New York, N.Y. | -- | Navy | W | 50-49 |
| 1994 | 3/17 | West | Ogden, Utah | No. 9 | (8) Cincinnati | W | 80-72 |
| | 3/19 | West | Ogden, Utah | No. 9 | (1) Missouri | L | 96-109 |
| 1997 | 3/14 | East | Pittsburgh, Pa. | No. 7 | (10) Texas | L | 58-71 |
| 1999 | 3/12 | East | Charlotte, N.C. | No. 5 | (12) SW Missouri St. | L | 32-43 |
| 2000 | 3/16 | West | Salt Lake City, Utah | No. 8 | (9) Fresno State | W | 66-56 |
| | 3/18 | West | Salt Lake City, Utah | No. 8 | (1) Arizona | W | 66-59 |
| | 3/23 | West | Albuquerque, N.M. | No. 8 | (4) LSU | W | 61-48 |
| | 3/25 | West | Albuquerque, N.M. | No. 8 | (6) Purdue | W | 64-60 |
| | 4/1 | West | Indianapolis, Ind. | No. 8 | (1) Michigan State | L | 41-53 |
| 2001 | 3/15 | West | Boise, Idaho | No. 6 | (11) Georgia State | L | 49-50 |
| 2002 | 3/15 | East | Washington, D.C. | No. 8 | (9) St. John's | W | 80-70 |
| | 3/17 | East | Washington, D.C. | No. 8 | (1) Maryland | L | 57-87 |
| 2003 | 3/20 | Midwest | Spokane, Wash. | No. 5 | (12) Weber State | W | 81-74 |
| | 3/22 | Midwest | Spokane, Wash. | No. 5 | (13) Tulsa | W | 61-60 |
| | 3/27 | Midwest | Minneapolis, Minn. | No. 5 | (1) Kentucky | L | 57-63 |
| 2004 | 3/19 | E. Rutherford | Milwaukee, Wis. | No. 6 | (11) Richmond | W | 76-64 |
| | 3/21 | E. Rutherford | Milwaukee, Wis. | No. 6 | (3) Pittsburgh | L | 55-59 |

| Year | Date | Region | Site | UW Seed | Opponent | W/L | Score |
|-------------|------|-------------|----------------------|---------|------------------------|-----|------------|
| 2005 | 3/18 | Syracuse | Oklahoma City, Okla. | No. 6 | (11) Northern Iowa | W | 57-52 |
| | 3/20 | Syracuse | Oklahoma City, Okla. | No. 6 | (14) Bucknell | W | 71-62 |
| | 3/25 | Syracuse | Syracuse, N.Y. | No. 6 | (10) N.C. State | W | 65-56 |
| | 3/27 | Syracuse | Syracuse, N.Y. | No. 6 | (1) North Carolina | L | 82-88 |
| 2006 | 3/17 | Minneapolis | Philadelphia, Pa. | No. 9 | (8) Arizona | L | 75-94 |
| 2007 | 3/16 | Midwest | Chicago, Ill. | No. 2 | (15) Texas A&M-CC | W | 76-63 |
| | 3/18 | Midwest | Chicago, Ill. | No. 2 | (7) UNLV | L | 68-74 |
| 2008 | 3/20 | Midwest | Omaha, Neb. | No. 3 | (14) Cal St. Fullerton | W | 71-56 |
| | 3/22 | Midwest | Omaha, Neb. | No. 3 | (11) Kansas State | W | 72-55 |
| | 3/28 | Midwest | Detroit, Mich. | No. 3 | (10) Davidson | L | 56-73 |
| 2009 | 3/20 | East | Boise, Idaho | No. 12 | (5) Florida State | W | 61-59 (ot) |
| | 3/22 | East | Boise, Idaho | No. 12 | (4) Xavier | L | 49-60 |
| 2010 | 3/19 | East | Jacksonville, Fla. | No. 4 | (13) Wofford | W | 53-49 |
| | 3/21 | East | Jacksonville, Fla. | No. 4 | (12) Cornell | L | 69-87 |
| 2011 | 3/17 | Southeast | Tucson, Ariz. | No. 4 | (13) Belmont | W | 74-66 |
| | 3/19 | Southeast | Tucson, Ariz. | No. 4 | (5) Kansas State | W | 70-65 |
| | 3/24 | Southeast | New Orleans, La. | No. 4 | (8) Butler | L | 54-61 |
| 2012 | 3/15 | East | Albuquerque, N.M. | No. 4 | (13) Montana | W | 73-49 |
| | 3/17 | East | Albuquerque, N.M. | No. 4 | (5) Vanderbilt | W | 60-57 |
| | 3/22 | East | Boston, Mass. | No. 4 | (1) Syracuse | L | 63-64 |
| 2013 | 3/15 | West | Kansas City, Mo. | No. 5 | (12) Ole Miss | L | 46-57 |
| 2014 | 3/20 | West | Milwaukee, Wis. | No. 2 | (15) American | W | 75-35 |
| | 3/22 | West | Milwaukee, Wis. | No. 2 | (7) Oregon | W | 85-77 |
| | 3/27 | West | Anaheim, Calif. | No. 2 | (6) Baylor | W | 69-52 |
| | 3/29 | West | Anaheim, Calif. | No. 2 | (1) Arizona | W | 64-63 (ot) |
| | 4/5 | West | Arlington, Texas | No. 2 | (8) Kentucky | L | 73-74 |
| 2015 | 3/20 | West | Omaha, Neb. | No. 1 | (16) Coastal Carolina | W | 86-72 |
| | 3/22 | West | Omaha, Neb. | No. 1 | (8) Oregon | W | 72-65 |
| | 3/26 | West | Los Angeles, Calif. | No. 1 | (4) North Carolina | W | 79-72 |
| | 3/28 | West | Los Angeles, Calif. | No. 1 | (2) Arizona | W | 85-78 |
| | 4/4 | West | Indianapolis, Ind. | No. 1 | (1) Kentucky | W | 71-64 |
| | 4/6 | West | Indianapolis, Ind. | No. 1 | (1) Duke | L | 68-63 |
| 2016 | 3/18 | East | St. Louis, Mo. | No. 7 | (10) Pittsburgh | W | 47-43 |
| | 3/20 | East | St. Louis, Mo. | No. 7 | (2) Xavier | W | 66-63 |
| | 3/25 | East | Philadelphia, Pa. | No. 7 | (6) Notre Dame | L | 56-61 |
| 2017 | 3/16 | East | Buffalo, N.Y. | No. 8 | (9) Virginia Tech | W | 84-74 |
| | 3/18 | East | Buffalo, N.Y. | No. 8 | (1) Villanova | W | 65-62 |
| | 3/24 | East | New York City, N.Y. | No. 8 | (4) Florida | L | 83-84 (ot) |
| 2019 | 3/22 | South | San Jose, Calif. | No. 5 | (12) Oregon | L | 54-72 |
| 2021 | 3/19 | South | Indianapolis, Ind. | No. 9 | (8) North Carolina | W | 85-62 |
| | 3/21 | South | Indianapolis, Ind. | No. 9 | (1) Baylor | L | 63-76 |
| 2022 | 3/18 | Midwest | Milwaukee, Wis. | No. 3 | (14) Colgate | W | 67-60 |
| | 3/20 | Midwest | Milwaukee, Wis. | No. 3 | (11) Iowa State | L | 49-54 |

ALL-TIME UW NCAA TOURNAMENT ROSTER

| | | |
|---|--|---|
| Alwin, Robert 1941 | Gullikson, Kevin . . 2006, '07, '08, '09 | Neath, Jahcobi 2022 |
| Anderson, Evan 2012, '14 | Haarlow, Robert 1947 | Nixon, Ray 2004, '05, '06 |
| Anderson, Trevor 2021 | Hanson, Clayton . . 2002, '03, '04, '05 | Okey, Sam 1997 |
| Auriantal, Hennessy 1997, '99 | Happ, Ethan 2016, '17, '19 | Owens, Freddie 2002, '03, '04 |
| Barry, Devin 2006 | Harris, Devin 2002, '03, '04 | Penney, Kirk 2000, '01, '02, '03 |
| Berggren, Jared . . 2010, '11, '12, '13 | Hayes, Nigel 2014, '15, '16, '17 | Petersen, Jeff 1994 |
| Bohannon, Jason . . 2007, '08, '09, '10 | Hedstrom, Joe 2021 | Plank, Neil 2002 |
| Bohannon, Zach 2014 | Helmigk, Andreas . . 2003, '04, '05 | Pokrzywinski, Larry 1947 |
| Boone, Roy 2000, '01 | Hepburn, Chucky 2022 | Potter, Micah 2021 |
| Bower, Ricky 2001 | Hertz, Gilman 1947 | Pritzl, Brevin 2017, '19 |
| Bronson, Tanner . . 2005, '06, '07, '08 | Higginbottom, Carter 2021, '22 | Quest, Matt 1997 |
| Brown, Vitto 2014, '15, '16, '17 | Hill, Jordan 2014, '16, '17 | Rehfeldt, Donald 1947 |
| Bruesewitz, Mike . . 2010, '11, '12, '13 | Hoskins, Darnell 1994 | Rehm, Frederick 1941 |
| Brust, Ben 2011, '12, '13 | Hughes, Trévon . . 2007, '08, '09, '10 | Reuvers, Nate 2019, '21 |
| Bryant, Jon 1999, '00 | Illikainen, Alex 2016, '17 | Roberts, Jalil 1994 |
| Buchanan, Deandre 2002 | Ilver, Markus 2022 | Schrage, Warren 1941 |
| Burkemper, David 1997 | Iverson, Khalil 2016, '17, '19 | Scott, Harlo 1941 |
| Butch, Brian 2005, '06, '07, '08 | Jackson, Traevon . 2012, '13, '14, '15 | Selbo, Glen 1947 |
| Cain, Morris 2006, '07, '08, '09 | Jarmusz, Tim 2008, '09, '10, '11 | Shafer, Adam 1997 |
| Calderwood, Ty 1997, '99 | Johnsen, Jason 1994 | Showalter, Zak 2015, '16, '17 |
| Carlson, Ben 2021, '22 | Johnson, Grant 1994 | Smith, Jordan 2015 |
| Chambliss, Sharif 2005 | Kaminsky, Frank . . 2012, '13, '14, '15 | Smith, Robert 2000 |
| Chappell, Jason 2005, '06, '07 | Kelley, Brian 1994 | Smith, Wquinton 2011 |
| Coleman, Booker 1997 | Kelley, Mike 1999, '00, '01 | Stiemsma, Greg 2005, '07, '08 |
| Cook, Robert 1947 | Kilbride, Andy 1994 | Strain, William 1941 |
| Crowl, Steven 2021, '22 | King, Kobe 2019 | Swartz, Julian 2000 |
| Daugherty, Sean 1997 | Koenig, Bronson . . 2014, '15, '16, '17 | Taphorn, Justin 2021, '22 |
| Davis, Johnny 2021, '22 | Kosolcharoen, Mike 1997 | Taylor, Jordan . . 2009, '10, '11, '12 |
| Davis, Jordan 2021, '22 | Kotz, John 1941 | Taylor, Kammron . . 2004, '05, '06, '07 |
| Davis, Travon 1999, '00, '01, '02 | Kowske, Andy 1999, '00, '01 | Timmerman, Donald 1941 |
| Davison, Brad 2019, '21, '22 | Krabbenhoft, Joe . . 2006, '07, '08, '09 | Thomas, IV, Charles 2016, '19 |
| Dearring, Riley 2015 | Krueger, Robert 1947 | Trice, D'Mitrik 2017, '19, '21 |
| Dekker, Sam 2013, '14, '15 | Landry, Marcus 2007, '08, '09 | Tucker, Alando . . 2003, '05, '06, '07 |
| Duany, Duany 1997, '99, '00 | Lautenbach, Walter 1947 | Ukawuba, Ike 2002, '04 |
| Dukan, Duje 2012, '14, '15 | Leuer, Jon 2008, '09, '10, '11 | Valentyn, Brett 2011 |
| Englund, Gene 1941 | Linton, Maurice 1999, '00, '01 | Vershaw, Mark 1999, '00, '01 |
| Epperson, Charles 1941 | Lindsey, Isaac 2022 | Vogt, Christ 2022 |
| Evans, Ryan 2010, '11, '12, '13 | Mader, Dave 2002, '03, '04 | Vraney, Brian 1997 |
| Fahey, Dan 2012 | Mader, Robert 1947 | Wade, Boo 2003, '04 |
| Falls, Richard 1947 | Marshall, George 2013 | Wahl, Tyler 2021, '22 |
| Faust, Erik 2000 | Mason, Sean 1999 | Webster, Tracy 1994 |
| Finley, Michael 1994 | McGrory, Walt 2019 | Wills, Charlie . . . 1999, '00, '01, '02 |
| Flowers, Michael . . 2005, '06, '07, '08 | Meiners, Matt 1997 | Wilkinson, Mike . . 2002, '03, '04, '05 |
| Ford, Aleem 2019, '21 | Menzel, Exner 1947 | Wilson, Rob 2009, '10, '11, '12 |
| Gasser, Josh 2011, '12, '14, '15 | Mills, Edward 1947 | |
| Gilmore, Carter 2021, '22 | Moesch, Aaron 2015, '17 | Current Players Listed in BOLD |
| Grant, Paul 1997 | Morley, Zach 2004, '05 | |
| Griffith, Rashard 1994 | Nankivil, Keaton . . 2008, '09, '10, '11 | |

INDIV. SINGLE-GAME RECORDS (NCAA TOURNEY)

POINTS

- 36 Michael Finley vs. Missouri, 3/19/94
- 29 Frank Kaminsky vs. Arizona, 3/28/15
- 29 Brad Davison vs. North Carolina, 3/19/21
- 28 Frank Kaminsky vs. Arizona, 3/29/14
- 28 Bronson Koenig vs. Virginia Tech, 3/16/17
- 27 Tracy Webster vs. Missouri, 3/19/94
- 27 Frank Kaminsky vs. C. Carolina, 3/20/15
- 27 Sam Dekker vs. Arizona, 3/28/15

FIELD GOALS

- 11 Frank Kaminsky vs. Arizona, 3/29/14
- 10 Bobby Cook vs. Navy, 3/22/47
- 10 Tracy Webster vs. Missouri, 3/19/94
- 10 Sam Dekker vs. North Carolina, 3/26/15
- 10 Frank Kaminsky vs. C. Carolina, 3/20/15
- 10 Brad Davison vs. North Carolina, 3/19/21

FIELD GOAL ATTEMPTS

- 22 John Kotz vs. Washington State, 3/29/41
- 21 Gene Englund vs. Dartmouth, 3/21/41
- 21 Bronson Koenig vs. Virginia Tech, 3/16/17
- 20 Tracy Webster vs. Missouri, 3/19/94
- 20 Frank Kaminsky vs. Arizona, 3/29/14
- 20 Frank Kaminsky vs. Arizona, 3/28/15
- 20 Johnny Davis vs. Colgate, 3/18/22

FIELD GOAL PERCENTAGE (min. 10 attempts)

- .727 Frank Kaminsky (8-11) vs. Baylor, 3/27/14
- .727 Sam Dekker (8-11) vs. Arizona, 3/28/15
- .714 Frank Kaminsky (10-14) vs. C. Car., 3/20/15
- .700 Ethan Happ (7-10) vs. Xavier, 3/20/16
- .666 Jon Leuer (8-12) vs. Cornell, 3/21/10
- .666 Sam Dekker (10-15) vs. N. Carolina, 3/26/15
- .666 Brad Davison (10-15) vs. N. Carolina, 3/19/21

3-POINT FIELD GOALS

- 8 Bronson Koenig vs. Virginia Tech, 3/16/17
- 7 Tracy Webster vs. Missouri, 3/19/94
- 7 Jon Bryant vs. Fresno State, 3/16/00
- 6 Bronson Koenig vs. Xavier, 3/20/16
- 5 10x; MR: Davison vs. N. Carolina, 3/19/21

3-POINT FIELD GOAL ATTEMPTS

- 17 Bronson Koenig vs. Virginia Tech, 3/16/17
- 13 Tracy Webster vs. Missouri, 3/19/94
- 12 Bronson Koenig vs. Xavier, 3/20/16
- 11 Jon Bryant vs. Fresno State, 3/16/00
- 11 Duany Duany vs. Fresno State, 3/16/00

3-POINT FG PERCENTAGE (min. 6 attempts)

- .833 Sam Dekker (5-6) vs. Arizona, 3/28/15
- .714 Kirk Penney (5-7) vs. Kentucky, 3/27/03
- .714 Brad Davison (5-7) vs. N. Carolina, 3/19/21
- .636 Jon Bryant (7-11) vs. Fresno St., 3/16/00
- .635 Clayton Hanson (5-8) vs. N. Carolina, 3/27/05
- .571 Kammron Taylor (4-7) vs. Arizona, 3/17/06
- .571 Ben Brust (4-7) vs. American, 3/20/14

FREE THROWS

- 15 Alando Tucker vs. Bucknell, 3/20/05
- 13 Michael Finley vs. Missouri, 3/19/94
- 12 Rashard Griffith vs. Cincinnati, 3/17/94
- 11 Trévon Hughes vs. Xavier, 3/22/09
- 10 Frank Kaminsky vs. Arizona, 3/28/15

FREE THROW ATTEMPTS

- 18 Alando Tucker vs. Bucknell, 3/20/05
- 14 Rashard Griffith vs. Cincinnati, 3/17/94
- 14 Michael Finley vs. Missouri, 3/19/94
- 14 Alando Tucker vs. Arizona, 3/17/06
- 14 Nigel Hayes vs. Florida, 3/24/17

FREE THROW PERCENTAGE (min. 10 attempts)

- .929 Michael Finley (13-14) vs. Missouri, 3/19/94
- .900 Alando Tucker (9-10) vs. TA&M-CC, 3/16/07
- .857 Rashard Griffith (12-14) vs. Cincinnati, 3/17/94
- .846 Trévon Hughes (11-13) vs. Xavier, 3/22/09
- .833 Frank Kaminsky (10-12) vs. Arizona, 3/28/15

REBOUNDS

- 15 Rashard Griffith vs. Cincinnati, 3/17/94
- 14 Andy Kowske vs. Fresno State, 3/16/00
- 12 Andy Kowske vs. Arizona, 3/18/00
- 12 Marcus Landry vs. Cal St. Fullerton, 3/20/08
- 12 Frank Kaminsky vs. C. Carolina, 3/20/15
- 12 Frank Kaminsky vs. Duke, 4/6/15
- 12 Ethan Happ vs. Notre Dame, 3/25/16

ASSISTS

- 7 Tracy Webster vs. Missouri, 3/19/94
- 6 9x; MR Jordan Taylor vs. Syracuse, 3/22/12

STEALS

- 6 Mike Kelley vs. Fresno State, 3/16/00
- 5 Mike Kelley vs. Arizona, 3/18/00
- 5 Mike Kelley vs. LSU, 3/23/00
- 5 Devin Harris vs. Weber State, 3/20/03
- 4 Tracy Webster vs. Missouri, 3/19/94
- 4 Trevon Hughes vs. Cal St. Fullerton, 3/20/08
- 4 Tim Jarmusz vs. Butler, 3/24/11
- 4 Zak Showalter vs. Florida, 3/24/17

BLOCKED SHOTS

- 7 Jared Berggren vs. Montana, 3/15/12
- 6 Frank Kaminsky vs. Baylor, 3/27/14
- 4 Andy Kowske vs. Michigan State, 4/1/00
- 4 Nate Reuvers vs. North Carolina, 3/19/21

TEAM SINGLE-GAME RECORDS (NCAA TOURNEY)

POINTS

1. 96 vs. Missouri, 3/19/94
2. 86 vs. Coastal Carolina, 3/20/15
3. 85 vs. Oregon, 3/22/14
85 vs. Arizona, 3/28/15
85 vs. North Carolina, 3/19/21

POINTS IN A HALF

1. 57 vs. Texas A&M-CC, 3/16/07 (2nd)
2. 55 vs. Arizona, 3/28/15 (2nd)
3. 51 vs. Richmond, 3/19/04 (2nd)
4. 50 vs. Virginia Tech, 3/16/17 (2nd)
5. 49 vs. Missouri, 3/19/94 (2nd)

FIELD GOALS

1. 33 vs. Coastal Carolina, 3/20/15
2. 31 vs. Weber State, 3/20/03
31 vs. North Carolina, 3/19/21
4. 30 vs. North Carolina, 3/27/05
5. 29 vs. Oregon, 3/22/14

FIELD GOAL ATTEMPTS

1. 67 vs. Washington State, 3/29/41
67 vs. Missouri, 3/19/94
3. 63 vs. Fresno State, 3/16/00
4. 62 vs. North Carolina, 3/19/21
62 vs. Colgate, 3/18/22

FIELD GOAL PERCENTAGE

1. .556 (25-45) vs. Arizona, 3/28/15
2. .541 (33-61) vs. Coastal Carolina, 3/20/15
3. .534 (31-58) vs. Weber State, 3/20/03
4. .531 (26-49) vs. Villanova, 3/18/17
5. .522 (24-46) vs. Kansas State, 3/22/08

3-POINT FIELD GOALS

1. 15 vs. Missouri, 3/19/94
2. 14 vs. Syracuse, 3/22/12
3. 13 vs. Virginia Tech, 3/16/17
13 vs. North Carolina, 3/19/21
5. 12 vs. Fresno State, 3/16/00
12 vs. Belmont, 3/17/11
12 vs. Arizona, 3/28/15

3-POINT FIELD GOAL ATTEMPTS

1. 37 vs. Missouri, 3/19/94
2. 33 vs. Vanderbilt, 3/17/12
3. 32 vs. American, 3/20/14
4. 31 vs. Virginia Tech, 3/16/17
5. 30 vs. Ole Miss, 3/22/13
30 vs. Oregon, 3/22/19

3-POINT FG PERCENTAGE (min. 15 attempts)

1. .667 (12-18) vs. Arizona, 3/28/15
2. .600 (9-15) vs. St. John's, 3/15/02
3. .545 (12-22) vs. Belmont, 3/17/11
4. .526 (10-19) vs. Montana, 3/15/12
5. .519 (14-27) vs. Syracuse, 3/22/12

FREE THROWS

1. 29 vs. St. John's, 3/15/02
2. 25 vs. Missouri, 3/19/94
25 vs. Texas A&M-CC, 3/16/07
4. 23 vs. Arizona, 3/28/15
5. 22 vs. Cincinnati, 3/17/94
22 vs. Bucknell, 3/20/05

FREE THROW ATTEMPTS

1. 40 vs. St. John's, 3/15/02
2. 35 vs. Missouri, 3/19/94
3. 31 vs. Arizona, 3/28/15
4. 30 vs. Texas A&M-CC, 3/16/07
30 vs. Florida, 3/24/17

FREE THROW PERCENTAGE (min. 10 attempts)

1. .950 (19-20) vs. Kentucky, 4/5/14
2. .929 (13-14) vs. American, 3/20/14
3. .895 (17-19) vs. Montana, 3/15/12
4. .870 (20-23) vs. North Carolina, 3/26/15
5. .850 (17-20) vs. Arizona, 3/18/00

REBOUNDS

1. 50 vs. Cal State Fullerton, 3/20/08
2. 40 vs. Cincinnati, 3/17/94
40 vs. Ole Miss, 3/22/13
40 vs. Baylor, 3/27/14
5. 38 vs. Arizona, 3/29/14
38 vs. Xavier, 3/20/16

ASSISTS

1. 19 vs. Arizona, 3/17/06
19 vs. Virginia Tech, 3/16/17
3. 18 vs. Fresno State, 3/16/00
18 vs. Baylor, 3/27/14
5. 17 vs. North Carolina, 3/27/05

FEWEST TURNOVERS

1. 4 vs. Wofford, 3/19/10
2. 5 vs. Tulsa, 3/22/03
5 vs. Kansas State, 3/19/11
5 vs. Duke, 4/6/15
5 vs. Colgate, 3/18/22

BLOCKED SHOTS

1. 8 vs. Montana, 3/15/12
8 vs. North Carolina, 3/19/21
3. 7 vs. Cal State Fullerton, 3/20/08
7 vs. Ole Miss, 3/22/13
5. 6 vs. Arizona, 3/18/00

STEALS

1. 13 vs. Fresno State, 3/16/00
2. 11 vs. LSU, 3/23/00
3. 10 vs. Arizona, 3/18/00
4. 9 vs. Cincinnati, 3/17/94
9 vs. American, 3/20/14

INDIVIDUAL CAREER RECORDS (NCAA TOURNEY)

GAMES PLAYED

| | | |
|----|---------------------------|----|
| 1. | Josh Gasser (2011-15) | 17 |
| | Nigel Hayes (2014-17) | 17 |
| | Bronson Koenig (2014-17) | 17 |
| 4. | Frank Kaminsky (2012-15) | 15 |
| 5. | Duje Dukan (2011-15) | 13 |
| 6. | Vitto Brown (2014-17) | 12 |
| | Sam Dekker (2013-15) | 12 |
| | Traevon Jackson (2012-15) | 12 |
| 9. | Zak Showalter (2014-17) | 11 |
| | Mike Wilkinson (2002-05) | 11 |
| | Kirk Penney (2000-03) | 11 |

WINS PLAYED IN

| | | |
|----|--------------------------|----|
| 1. | Josh Gasser (2011-15) | 13 |
| | Nigel Hayes (2014-17) | 13 |
| | Bronson Koenig (2014-17) | 13 |
| 4. | Frank Kaminsky (2012-15) | 11 |
| 5. | Duje Dukan (2011-15) | 10 |

POINTS

| | | |
|----|--------------------------|-----|
| 1. | Frank Kaminsky (2012-15) | 216 |
| 2. | Nigel Hayes (2014-17) | 188 |
| 3. | Sam Dekker (2013-15) | 181 |
| 4. | Bronson Koenig (2014-17) | 172 |
| 5. | Alando Tucker (2003-07) | 154 |
| 6. | Mike Wilkinson (2002-05) | 148 |
| 7. | Josh Gasser (2011-15) | 125 |

SCORING AVERAGE

(min. 4 games)

| | | |
|----|--------------------------|-----------------|
| 1. | Alando Tucker (2003-07) | 15.4 (10 games) |
| 2. | Sam Dekker (2013-15) | 15.1 (12 games) |
| 3. | Frank Kaminsky (2012-15) | 14.4 (15 games) |
| 4. | Ethan Happ (2016-19) | 14.0 (7 games) |
| 5. | Jon Bryant (2000) | 13.8 (5 games) |

3-POINT FIELD GOALS

| | | |
|----|--------------------------|----|
| 1. | Bronson Koenig (2014-17) | 34 |
| 2. | Ben Brust (2011-14) | 24 |
| 3. | Jordan Taylor (2009-12) | 23 |
| 4. | Sam Dekker (2013-15) | 22 |
| 5. | Jon Bryant (1999-00) | 19 |
| 6. | Kirk Penney (2000-03) | 15 |
| 7. | Josh Gasser (2011-15) | 14 |
| 8. | Vitto Brown (2014-17) | 13 |

3-POINT FIELD GOAL PERCENTAGE

(min. 10 attempts)

| | | |
|----|-----------------------------------|------|
| 1. | Clayton Hanson (2002-05), (14-27) | .519 |
| 2. | Michael Finley (1994), (9-18) | .500 |
| 3. | Ben Brust (2011-14), (24-52) | .462 |
| 4. | Mike Bruesewitz (2010-13), (9-20) | .450 |
| 5. | Vitto Brown (2014-17), (13-29) | .448 |
| 6. | Jon Bryant (1999-00), (19-43) | .442 |

FREE THROWS

| | | |
|----|--------------------------|----|
| 1. | Alando Tucker (2003-07) | 59 |
| 2. | Nigel Hayes (2014-17) | 48 |
| 3. | Frank Kaminsky (2012-15) | 46 |
| 4. | Mike Wilkinson (2002-05) | 41 |
| 5. | Josh Gasser (2011-15) | 32 |
| 6. | Trévon Hughes (2007-10) | 31 |

FREE THROW ATTEMPTS

| | | |
|----|--------------------------|----|
| 1. | Alando Tucker (2003-07) | 81 |
| 2. | Nigel Hayes (2014-17) | 75 |
| 3. | Frank Kaminsky (2012-15) | 61 |
| 4. | Mike Wilkinson (2002-05) | 56 |
| 5. | Trévon Hughes (2007-10) | 42 |
| 6. | Josh Gasser (2011-15) | 38 |
| 7. | Jordan Taylor (2009-12) | 36 |
| | Sam Dekker (2013-15) | 36 |

REBOUNDS

| | | |
|----|--------------------------|----|
| 1. | Frank Kaminsky (2012-15) | 92 |
| 2. | Nigel Hayes (2014-17) | 85 |
| 3. | Mike Wilkinson (2002-05) | 70 |
| 4. | Josh Gasser (2011-15) | 65 |
| 5. | Sam Dekker (2013-15) | 64 |
| 6. | Ethan Happ (2016-19) | 58 |
| 7. | Josh Gasser (2011-15) | 55 |
| 8. | Andy Kowske (1999-01) | 45 |
| 9. | Marcus Landry (2007-09) | 41 |
| | Zach Morley (2004-05) | 41 |

ASSISTS

| | | |
|----|---------------------------|----|
| 1. | Jordan Taylor (2009-12) | 39 |
| 2. | Josh Gasser (2011-15) | 34 |
| 3. | Traevon Jackson (2012-15) | 30 |
| | Nigel Hayes (2014-17) | 30 |
| | Bronson Koenig (2014-17) | 30 |
| 6. | Devin Harris (2002-04) | 24 |
| 7. | Mike Kelley (1999-01) | 23 |
| 8. | Frank Kaminsky (2012-15) | 21 |
| 9. | Mark Vershaw (1999-01) | 20 |

BLOCKED SHOTS

| | | |
|----|--------------------------|----|
| 1. | Frank Kaminsky (2012-15) | 15 |
| 2. | Jared Berggren (2010-13) | 10 |
| 3. | Ethan Happ (2016-19) | 8 |
| 4. | Andy Kowske (1999-2001) | 6 |
| | Mike Wilkinson (2002-05) | 6 |
| | Khalil Iverson (2016-17) | 6 |

STEALS

| | | |
|----|--------------------------|----|
| 1. | Mike Kelley (1999-01) | 20 |
| 2. | Mike Wilkinson (2002-05) | 16 |
| 3. | Devin Harris (2002-04) | 15 |
| 4. | Josh Gasser (2011-15) | 14 |
| 5. | Nigel Hayes (2014-17) | 12 |

Wisconsin NCAA Tournament Coaching Records

| Coach | App. | Yrs. | Won | Lost | Pct. | Final Fours | Champ. |
|----------------|-----------|------------------------|-----------|-----------|-------------|-------------|----------|
| Bo Ryan | 14 | 2002-2015 | 25 | 14 | .641 | 2 | 0 |
| Greg Gard | 5 | 2016-17, 2019, 2021-22 | 6 | 5 | .545 | 0 | 0 |
| Dick Bennett | 3 | 1997, 1999-00 | 4 | 3 | .571 | 1 | 0 |
| Harold Foster | 2 | 1941, 1947 | 4 | 1 | .800 | 1 | 1 |
| Stu Jackson | 1 | 1994 | 1 | 1 | .500 | 0 | 0 |
| Brad Soderberg | 1 | 2001 | 0 | 1 | .000 | 0 | 0 |
| | 25 | | 40 | 25 | .615 | 4 | 1 |

WISCONSIN OPP. NCAA TOURNAMENT RECORDS

OPPONENT INDIVIDUAL HIGHS

Points: 38 by Jacob Pullen (Kansas State), 2011
FG: 13 by Sean May (UNC), 2005 and Jacob Pullen (Kansas State), 2011
FG Attempts: 33 by Gus Broberg (Dartmouth), 1941
FG Pct. (10 att.): .800 (8-10) by Zach LeDay (Virginia Tech), 2017
3-point FGs: 7 by Dontonio Wingfield (Cincinnati), 1994
3-point FG Att.: 17 by Dontonio Wingfield (Cincinnati), 1994
3-point FG Pct. (6 att.): .750 (6-8) by Melvin Booker (Missouri), 1994 and Jacob Pullen (Kansas State), 2011
FT: 11 by Melvin Booker (Missouri), 1994 and Jason Calliste (Oregon), 2014
FT Attempts: 14 by Melvin Booker (Missouri), 1994
FT Pct. (10 att.): 1.000 (11-11) by Jason Calliste (Oregon), 2014
Rebounds: 18 by Aaron Gordon (Arizona), 2014
Assists: 13 Jason Richards (Davidson), 2008
Blocked Shots: 5 by Reginald Buckner (Ole Miss), 2013
Steals: 4 (6x) MR: Shivaughn Wiggins (Coastal Carolina), 2015
Minutes: 43, Nick Johnson (Arizona), 2014

OPPONENT TEAM HIGHS

Points: 109, Missouri, 1994
FG: 34 by Missouri, 1994
FG Attempts: 71 by Weber State, 2003
FG Pct.: .680 (34-50) by Missouri, 1994
3-point FGs: 12 by Missouri, 1994 and Davidson, 2008
3-point FG Attempts: 25 by Texas, 1997
3-point FG Pct. (10 att.): .632 (12-19) by Missouri, 1994
FT: 29 by Missouri, 1994
FT Attempts: 39 by Missouri, 1994
FT Pct. (10 att.): .933 (28-30) by Arizona, 2015
Rebounds: 43 by Weber State, 2003 & Ole Miss, 2013
Assists: 20 by Missouri, 1994
Blocked Shots: 7 by Florida, 2017
Steals: 14 by Cincinnati, 1994

OPPONENT TEAM LOWS

Points: 30 by Pittsburgh, 1941
FG: 11 by American, 2014
FG Attempts: 33 by Missouri State, 1999
FG Pct.: .190 (12-63) by Pittsburgh, 1941
3-point FGs: 0 by Kansas State, 2008
3-point FG Attempts: 5 by Kentucky, 2003 and Kentucky, 2015
3-point FG Pct. (10 att.): .000 (0-13) by Kansas St., 2008
FT: 2 by Fresno State, 2000
FT Attempts: 3 by Fresno State, 2000
FT Pct. (10 att.): .462 (6-13) by Wofford, 2010
Rebounds: 21 by N.C. State, 2004 and Montana, 2012
Assists: 4 by Michigan St., 2000 and Kansas S., 2008
Blocked Shots: 0, (6x), MR: by Baylor, 2021
Steals: 1, Tulsa, 2003 and Wofford, 2010

ALL-TIME UW NCAA TOURNAMENT SUMMARIES

1941

UW 51 • Dartmouth 50

March 21, 1941 • Madison, Wis.
UW Field House (12,500)

The Badgers began their quest for the national championship by rallying in the second half to down Dartmouth in the NCAA East Regional at the UW Field House. The lead changed hands four times in the first half before Dartmouth assumed a 24-22 lead at intermission. The Big Green managed to stay ahead or even through the first 15 minutes of the second half. The score was knotted at 42-42 with 8:00 left when three-time Ivy League scoring champion Gus Broberg scored inside to give Dartmouth a 44-42 lead. The Badgers tied it again on a hook shot by Charles Epperson, then took their first lead since early in the game on an inside basket by Gene Englund. Englund scored again minutes later, and John Kotz added a pair of free throws to put Wisconsin up 51-46 with just over a minute remaining. Dartmouth scored the game's final four points, including a desperation field goal from near half-court as the final gun sounded. Englund (18) and Kotz (15) led the Badgers in scoring.

| Dartmouth | FG | FT | FOULS | PTS |
|---------------|--------------|-------------|-----------|-----------|
| Broberg | 9-33 | 2-2 | 1 | 20 |
| Munroe | 7-15 | 1-2 | 2 | 15 |
| Skaug | 4-13 | 2-3 | 3 | 10 |
| Olsen | 1-11 | 0-1 | 4 | 2 |
| Parmer | 1-2 | 0-0 | 3 | 2 |
| Pearson | 0-4 | 1-1 | 4 | 1 |
| Else | 0-2 | 0-0 | 2 | 0 |
| Horner | 0-0 | 0-0 | 0 | 0 |
| Shaw | 0-0 | 0-1 | 1 | 0 |
| TOTALS | 22-80 | 6-10 | 20 | 50 |
| | (.275) | (.600) | | |

| Wisconsin | FG | FT | FOULS | PTS |
|---------------|--------------|--------------|-----------|-----------|
| Kotz | 5-10 | 5-9 | 3 | 15 |
| Epperson | 4-11 | 0-0 | 0 | 8 |
| Englund | 6-21 | 6-7 | 2 | 18 |
| Strain | 0-6 | 1-3 | 0 | 1 |
| Rehm | 2-5 | 5-5 | 4 | 9 |
| Timmerman | 0-0 | 0-0 | 1 | 0 |
| Alwin | 0-0 | 0-0 | 1 | 0 |
| TOTALS | 17-53 | 17-24 | 11 | 51 |
| | (.321) | (.708) | | |

SCORING BY HALVES

| | | | |
|-----------|----|----|----|
| Dartmouth | 24 | 26 | 50 |
| Wisconsin | 22 | 29 | 51 |

UW 36 • Pittsburgh 30

March 22, 1941 • Madison, Wis.
UW Field House (14,000)

Wisconsin avenged a 36-34 home loss to Pittsburgh earlier in the season with a 36-30 victory over the Panthers in the NCAA East Regional title game at the UW Field House. The Badgers jumped to a 10-5 lead and were in front, 12-9, before Pittsburgh's Eddie Straloski scored six straight points to give the Panthers a 15-12 lead. Pittsburgh led 18-14 at half-time and built its lead to 23-18 early in the second period. The Badgers scored the next six points to go up 24-23, getting a basket from Gene Englund and a field goal and two free throws from John Kotz. They built the lead to 29-25 and eventually extended the margin to 36-26 to win handily. Wisconsin outscored the Panthers 16-6 from the free throw line, going to the stripe 20 times compared to Pittsburgh's seven. Englund was 7 of 8 from the line and finished with 11 points, while Kotz made all four charity tosses and totaled 10 points. Straloski paced the Panthers with 12 points.

| Pittsburgh | FG | FT | FOULS | PTS |
|---------------|--------------|------------|-----------|-----------|
| Straloski | 6-21 | 0-0 | 4 | 12 |
| Kocheran | 1-11 | 2-2 | 0 | 4 |
| Milanovich | 2-4 | 0-0 | 3 | 4 |
| Port | 1-4 | 2-3 | 4 | 4 |
| Malarkey | 1-8 | 1-1 | 3 | 3 |
| Paffrath | 1-5 | 1-1 | 0 | 3 |
| Klein | 0-3 | 0-0 | 1 | 0 |
| Ziolkowski | 0-5 | 0-0 | 2 | 0 |
| Egan | 0-2 | 0-0 | 0 | 0 |
| TOTALS | 12-63 | 6-7 | 17 | 30 |
| | (.190) | (.857) | | |

| Wisconsin | FG | FT | FOULS | PTS |
|---------------|--------------|--------------|----------|-----------|
| Englund | 2-11 | 7-8 | 4 | 11 |
| Kotz | 3-18 | 4-4 | 1 | 10 |
| Epperson | 2-6 | 3-4 | 0 | 7 |
| Rehm | 1-2 | 2-2 | 0 | 4 |
| Strain | 2-4 | 0-1 | 3 | 4 |
| Timmerman | 0-0 | 0-1 | 0 | 0 |
| Scott | 0-2 | 0-0 | 0 | 0 |
| TOTALS | 10-43 | 16-20 | 8 | 36 |
| | (.233) | (.800) | | |

SCORING BY HALVES

| | | | |
|------------|----|----|----|
| Pittsburgh | 18 | 12 | 30 |
| Wisconsin | 14 | 22 | 36 |

UW 39 • Washington State 34

**March 29, 1941 • Kansas City, Mo.
Municipal Auditorium (9,350)**

Wisconsin's 15th consecutive win -- a five-point decision over Washington State -- netted the Badgers the NCAA crown. The Cougars led 10-8 and 12-9, but the Badgers rallied to take a 13-12 lead on a pair of baskets by John Kotz and never trailed again. Wisconsin took a 21-17 lead to the locker room at halftime. Kirk Gebert scored Washington State's first three field goals in the second period to help the Cougars pull even at 24-24, but free throws by Kotz and Ted Strain and baskets by Gene Englund and Charles Epperson gave the Badgers a comfortable 30-24 lead. Gebert pitched in three more field goals to help the Cougars narrow the margin to 34-32, but the Badgers nailed down the title on a field goal by Kotz and a free throw by Strain. Englund had 13 points to pace the victors, while Kotz totaled 12 points and was selected tournament MVP. Gebert led the Cougars with a game-high 21 points. Wisconsin ended the season with a 20-3 record.

| WASHINGTON STATE | FG | FT | FOULS | PTS |
|------------------|---------------|---------------|----------|-----------|
| Gebert | 10-24 | 1-2 | 1 | 21 |
| Sundquist | 2-9 | 0-0 | 3 | 4 |
| Butts | 1-6 | 1-1 | 1 | 3 |
| Lindeman | 0-5 | 3-4 | 1 | 3 |
| Gilberg | 1-7 | 0-2 | 1 | 2 |
| Gentry | 0-7 | 1-2 | 1 | 1 |
| Hooper | 0-1 | 0-0 | 0 | 0 |
| Hunt | 0-3 | 0-0 | 0 | 0 |
| Zimmerman | 0-1 | 0-0 | 0 | 0 |
| TOTALS | 14-63 | 6-11 | 8 | 34 |
| | (.222) | (.545) | | |

| WISCONSIN | FG | FT | FOULS | PTS |
|---------------|---------------|---------------|-----------|-----------|
| Englund | 5-12 | 3-3 | 2 | 13 |
| Kotz | 5-22 | 2-3 | 2 | 12 |
| Epperson | 2-13 | 0-0 | 3 | 4 |
| Rehm | 2-10 | 0-1 | 2 | 4 |
| Alwin | 1-1 | 0-0 | 0 | 2 |
| Strain | 0-7 | 2-2 | 1 | 2 |
| Timmerman | 1-2 | 0-0 | 1 | 2 |
| Schrage | 0-0 | 0-0 | 1 | 0 |
| TOTALS | 16-67 | 7-9 | 12 | 39 |
| | (.239) | (.778) | | |

SCORING BY HALVES

| | | | |
|------------------|----|----|----|
| Washington State | 17 | 17 | 34 |
| Wisconsin | 21 | 18 | 39 |

1947

City College of N.Y. 70 • UW 56

**March 20, 1947 • New York, N.Y.
Madison Square Garden (18,000)**

City College of New York used an impressive second-half rally to carry themselves to a 70-56 win at Madison Square Garden in the opening round of the East Regional. The Badgers seemed in command in the first half, jumping to a 13-2 lead, extending the edge to 26-10 and cruising to a 37-27 halftime advantage. The second half, however, was dominated by CCNY. The Beavers began with a 12-2 run that tied the game at 39-39. The lead see-sawed for a few minutes before CCNY took the lead for good at 48-47. The Beavers pulled steadily away and rolled to an easy victory. The victors outscored UW 43-19 in the final period, including a 24-9 run during one stretch. Irwin Dambrot led CCNY with a game-high 16 points, including 11 in the second half, while Exner Menzel paced the Badgers with 15 points.

| CCNY | FG | FT | FOULS | PTS |
|---------------|-----------|---------------|-----------|-----------|
| Dambrot | 6 | 4-5 | 1 | 16 |
| Malamed | 6 | 1-1 | 3 | 13 |
| Jameson | 5 | 0-0 | 1 | 10 |
| Finestone | 4 | 1-1 | 1 | 9 |
| Schmones | 3 | 1-2 | 3 | 7 |
| Trubowitz | 0 | 0-0 | 0 | 0 |
| Galiber | 0 | 4-6 | 4 | 4 |
| Shapiro | 0 | 1-2 | 2 | 1 |
| Farbman | 2 | 2-3 | 1 | 6 |
| Brickman | 0 | 0-0 | 0 | 0 |
| Finger | 2 | 0-0 | 1 | 4 |
| TOTALS | 28 | 14-20 | 18 | 70 |
| | | (.700) | | |

| WISCONSIN | FG | FT | FOULS | PTS |
|---------------|-----------|---------------|-----------|-----------|
| Menzel | 5 | 5-8 | 3 | 15 |
| Cook | 5 | 3-4 | 4 | 13 |
| Selbo | 6 | 0-0 | 3 | 12 |
| Mills | 2 | 2-3 | 4 | 6 |
| Rehfeldt | 2 | 0-2 | 1 | 4 |
| Falls | 0 | 0-0 | 0 | 0 |
| Pokrzywinski | 0 | 0-0 | 0 | 0 |
| Hertz | 1 | 0-0 | 0 | 2 |
| Haarlow | 0 | 1-1 | 1 | 1 |
| Lautenbach | 1 | 0-0 | 2 | 2 |
| Krueger | 0 | 1-1 | 0 | 1 |
| Mader | 0 | 0-0 | 0 | 0 |
| TOTALS | 22 | 12-19 | 18 | 56 |
| | | (.632) | | |

SCORING BY HALVES

| | | | |
|-----------|----|----|----|
| CCNY | 27 | 43 | 70 |
| Wisconsin | 37 | 19 | 56 |

UW 50 • Navy 49

**March 22, 1947 • New York, N.Y.
Madison Square Garden (NA)**

Glen Selbo's basket in the final seconds propelled the Badgers to a 50-49 win over the Midshipmen in the East Regional consolation game. Wisconsin led by as many as eight points in the first half and held a 29-24 lead at intermission, but the Middies rallied and went ahead 36-35 on a rebound basket by Bobby Searle and a free throw by Charles Sheehan. Bobby Cook put the Badgers back in front with a long basket and a free throw. Wisconsin extended the lead to 45-38 and appeared in command until Navy staged one final rally and cut the margin to 48-47. A rebound basket by Johnny Barrow pushed Navy in front, 49-48, setting the stage for Selbo's game-winner. Cook led the Badgers with a game-high 21 points, while Ken Shugart and Cy Waldrop paced the Navy attack with 14 and 13 points, respectively. Wisconsin ended the season with a 16-6 record.

| NAVY | FG | FT | FOULS | PTS |
|---------------|-----------|---------------|-----------|-----------|
| Shugart | 6 | 2-2 | 1 | 14 |
| Waldrop | 6 | 1-2 | 3 | 13 |
| Robbins | 2 | 0-0 | 0 | 4 |
| Searle | 3 | 1-3 | 0 | 7 |
| Barrow | 2 | 1-2 | 3 | 5 |
| Sheehan | 1 | 1-2 | 1 | 3 |
| Elipulos | 1 | 0-0 | 0 | 2 |
| Dick | 0 | 1-1 | 4 | 1 |
| Rensberger | 0 | 0-1 | 1 | 0 |
| Woods | 0 | 0-0 | 0 | 0 |
| TOTALS | 21 | 7-13 | 13 | 49 |
| | | (.538) | | |

| WISCONSIN | FG | FT | FOULS | PTS |
|---------------|-----------|---------------|-----------|-----------|
| Cook | 10 | 1-1 | 2 | 21 |
| Selbo | 3 | 2-4 | 1 | 8 |
| Haarlow | 2 | 2-4 | 2 | 6 |
| Lautenbach | 2 | 2-2 | 1 | 6 |
| Menzel | 2 | 1-2 | 3 | 5 |
| Mills | 0 | 2-3 | 3 | 2 |
| Rehfeldt | 1 | 0-0 | 0 | 2 |
| TOTALS | 20 | 10-16 | 12 | 50 |
| | | (.625) | | |

SCORING BY HALVES

| | | | |
|-----------|----|----|----|
| Navy | 24 | 25 | 49 |
| Wisconsin | 29 | 21 | 50 |

1994

(9) UW 80 • (8) Cincinnati 72

**March 17, 1994 • Ogden, Utah
Dee Events Center (12,126)**

Playing in their first NCAA tournament since 1947, the ninth-seeded Badgers posted a first-round victory over 25th-ranked and eighth-seeded Cincinnati. Wisconsin was led by Michael Finley (22 points, four assists, three steals) and Rashard Griffith (22 points, 15 rebounds). Griffith, who entered the game as a 56 percent free throw shooter, was 12 of 14 from the line. The Badgers jumped to a 10-2 lead, extended the advantage to 36-23 and were up 40-32 at half-time. Cincinnati rallied to take a 55-54 lead with just under 10 minutes left, but the Badgers went on a 22-12 run to put the game out of reach. Wisconsin outshot Cincinnati .455-.381 from the field and out-rebounded the Bearcats 40-38. Dantonio Wingfield paced Cincinnati with 20 points and 10 rebounds.

| UW | MP | FG | 3P | FT | R | F | A | TO | B | S | TP |
|-------------------|---------------|---------------|---------------|-----------|-----------|-----------|-----------|----------|----------|-----------|----|
| Finley* | 34 | 7-13 | 4-8 | 4-5 | 3 | 3 | 4 | 3 | 1 | 3 | 22 |
| Petersen* | 21 | 4-7 | 0-0 | 0-1 | 7 | 1 | 0 | 1 | 0 | 0 | 8 |
| Griffith* | 37 | 5-9 | 0-0 | 12-14 | 15 | 0 | 2 | 4 | 1 | 0 | 22 |
| Webster* | 30 | 2-9 | 0-4 | 0-0 | 3 | 1 | 6 | 3 | 0 | 2 | 4 |
| Kilbride* | 30 | 2-8 | 2-8 | 2-2 | 5 | 5 | 1 | 2 | 0 | 2 | 8 |
| Kelley | 17 | 1-4 | 0-0 | 1-3 | 3 | 4 | 0 | 1 | 0 | 1 | 3 |
| Roberts | 16 | 3-4 | 2-2 | 1-2 | 2 | 1 | 1 | 1 | 0 | 0 | 9 |
| Hoskins | 12 | 1-1 | 0-0 | 2-2 | 1 | 0 | 1 | 1 | 0 | 1 | 4 |
| Johnson | 3 | 0-0 | 0-0 | 0-0 | 0 | 1 | 0 | 0 | 0 | 0 | 0 |
| team | | | | | 1 | | | 0 | | | |
| TOTALS 200 | 25-55 | 8-22 | 22-29 | 40 | 16 | 15 | 16 | 2 | 9 | 80 | |
| | (.455) | (.364) | (.759) | | | | | | | | |

| CINCY | MP | FG | 3P | FT | R | F | A | TO | B | S | TP |
|-------------------|---------------|---------------|---------------|-----------|-----------|----------|-----------|----------|-----------|-----------|----|
| Wingfield*28 | 7-17 | 1-7 | 5-6 | 10 | 4 | 1 | 1 | 1 | 1 | 0 | 20 |
| Bostic* | 26 | 3-7 | 0-0 | 2-2 | 4 | 3 | 1 | 1 | 1 | 1 | 8 |
| Harris* | 18 | 2-6 | 0-0 | 0-0 | 4 | 4 | 1 | 1 | 0 | 4 | 4 |
| Flint* | 35 | 5-11 | 1-5 | 0-0 | 4 | 1 | 2 | 6 | 0 | 2 | 11 |
| Burton* | 21 | 0-5 | 0-1 | 3-3 | 1 | 4 | 0 | 1 | 0 | 2 | 3 |
| Durden | 31 | 3-7 | 3-6 | 6-7 | 2 | 3 | 1 | 2 | 0 | 3 | 15 |
| Gregor | 21 | 4-5 | 0-0 | 2-2 | 5 | 2 | 2 | 1 | 1 | 2 | 10 |
| Jacobs | 17 | 0-4 | 0-0 | 1-2 | 3 | 1 | 0 | 0 | 0 | 0 | 1 |
| Julson | 2 | 0-1 | 0-0 | 0-0 | 2 | 2 | 0 | 0 | 1 | 0 | 0 |
| Wright | 1 | 0-0 | 0-0 | 0-0 | 0 | 0 | 0 | 0 | 0 | 0 | 0 |
| team | | | | | 3 | | | 0 | | | |
| TOTALS 200 | 24-63 | 5-19 | 19-22 | 38 | 24 | 8 | 13 | 4 | 14 | 72 | |
| | (.381) | (.263) | (.864) | | | | | | | | |

SCORING BY HALVES

| | | | |
|------------|----|----|----|
| Wisconsin | 40 | 40 | 80 |
| Cincinnati | 32 | 40 | 72 |

(1) Missouri 109 • (9) UW 96

**March 19, 1994 • Ogden, Utah
Dee Events Center (12,126)**

Big Eight Player of the Year Melvin Booker poured in a career-high 35 points, hitting 11-of-14 field goal tries, 6-of-8 3-point attempts and all seven FTs, to lead top-seeded and fifth-ranked Missouri to a second-round victory in the NCAA West Regional. The Tigers, who shot under 41 percent from the field the previous four games, shot a season-high .680 against Wisconsin, including a sizzling .708 mark in the second half. Mizzou connected on 6-of-6 3-point tries in the second half and was 12-of-19 from beyond the arc for the game (.632). The Badgers were led by Michael Finley, who netted 36 points, and Tracy Webster, who tallied 27 points, seven assists and four steals. Webster tied the school records for 3-pointers (7) and 3-point attempts (13). Missouri jumped to a 26-13 lead and led 54-47 at halftime. The Badgers cut the gap to 67-63 at the 13:24 mark, but the Tigers responded with a 25-9 run to go up 92-72 with less than seven minutes left. The Badgers could get no closer than 10 points the rest of the way. The teams combined for an NCAA-tournament record 27 3-point field goals.

| UW | MP | FG | 3P | FT | R | F | A | TO | B | S | TP |
|---------------|------------|---------------|---------------|---------------|-----------|-----------|-----------|-----------|----------|----------|-----------|
| Finley* | 40 | 9-19 | 5-10 | 13-14 | 7 | 3 | 2 | 0 | 1 | 1 | 36 |
| Petersen* | 19 | 3-5 | 0-0 | 0-2 | 5 | 2 | 1 | 3 | 0 | 0 | 6 |
| Griffith* | 16 | 2-5 | 0-0 | 2-5 | 5 | 4 | 0 | 1 | 1 | 0 | 6 |
| Webster* | 30 | 10-20 | 7-13 | 0-2 | 1 | 3 | 7 | 0 | 0 | 4 | 27 |
| Kilbride* | 32 | 4-9 | 3-8 | 4-4 | 5 | 5 | 1 | 2 | 0 | 0 | 15 |
| Kelley | 21 | 0-0 | 0-0 | 2-4 | 3 | 2 | 2 | 2 | 0 | 0 | 2 |
| Roberts | 19 | 0-5 | 0-2 | 2-2 | 3 | 1 | 0 | 0 | 0 | 0 | 2 |
| Johnson | 11 | 0-0 | 0-0 | 0-0 | 3 | 4 | 0 | 1 | 2 | 0 | 0 |
| Hoskins | 9 | 0-1 | 0-1 | 2-2 | 0 | 2 | 1 | 2 | 0 | 0 | 2 |
| Johnsen | 3 | 0-3 | 0-3 | 0-0 | 0 | 1 | 0 | 0 | 0 | 0 | 0 |
| team | | | | | 2 | | | 0 | | | |
| TOTALS | 200 | 28-67 | 15-37 | 25-35 | 34 | 27 | 14 | 11 | 4 | 5 | 96 |
| | | (.418) | (.405) | (.714) | | | | | | | |

| MIZZOU | MP | FG | 3P | FT | R | F | A | TO | B | S | TP |
|---------------|------------|---------------|---------------|---------------|-----------|-----------|-----------|-----------|----------|----------|------------|
| Frazier* | 26 | 1-2 | 0-0 | 1-2 | 3 | 2 | 2 | 4 | 0 | 0 | 3 |
| Thames* | 21 | 2-3 | 0-0 | 1-4 | 3 | 4 | 0 | 0 | 1 | 0 | 5 |
| Crudup* | 16 | 4-5 | 0-0 | 2-2 | 1 | 5 | 3 | 0 | 1 | 0 | 10 |
| Winfield* | 22 | 1-3 | 0-0 | 0-0 | 2 | 3 | 1 | 0 | 0 | 0 | 2 |
| Booker* | 29 | 11-14 | 6-8 | 7-7 | 3 | 2 | 7 | 3 | 0 | 1 | 35 |
| O'Liney | 32 | 4-5 | 2-3 | 13-17 | 3 | 0 | 3 | 2 | 0 | 3 | 23 |
| Atkins | 18 | 6-10 | 4-5 | 0-0 | 4 | 2 | 0 | 0 | 0 | 0 | 16 |
| Finner | 11 | 4-5 | 0-1 | 5-7 | 5 | 1 | 2 | 1 | 0 | 0 | 13 |
| Grimm | 11 | 1-2 | 0-1 | 0-0 | 1 | 3 | 0 | 1 | 0 | 0 | 2 |
| Smith | 6 | 0-0 | 0-0 | 0-0 | 2 | 3 | 1 | 2 | 0 | 0 | 0 |
| Sutherland | 5 | 0-1 | 0-1 | 0-0 | 1 | 0 | 1 | 0 | 0 | 0 | 0 |
| Heller | 3 | 0-0 | 0-0 | 0-0 | 0 | 0 | 0 | 1 | 0 | 0 | 0 |
| team | | | | | 1 | | | 0 | | | |
| TOTALS | 200 | 34-50 | 12-19 | 29-39 | 29 | 25 | 20 | 14 | 2 | 4 | 109 |
| | | (.680) | (.632) | (.744) | | | | | | | |

SCORING BY HALVES

| | | | |
|-----------|----|----|-----|
| Wisconsin | 47 | 49 | 96 |
| Missouri | 54 | 55 | 109 |

1997

(10) Texas 71 • (7) UW 58

**March 14, 1997 • Pittsburgh, Pa.
Civic Arena (17,300)**

Wisconsin fell behind 15-3 just 5:39 into the game and never cut Texas' lead to fewer than seven points in a 71-58 loss to the Longhorns in the first round of the 1997 East Regional in Pittsburgh. Texas guard Reggie Freeman scored a game-high 31 points while Sam Okey paced the Badgers with 17 points, 10 rebounds and six assists. The seventh-seeded Badgers, who shot only 39 percent from the field, sliced the Texas lead to seven points twice in the first half but trailed 33-24 at the half. An Okey dunk to start the second half trimmed the Longhorn lead to 33-26, but the Badgers never again came that close.

| TEXAS | MP | FG | 3P | FT | R | F | A | TO | B | S | TP |
|---------------|------------|---------------|---------------|---------------|-----------|-----------|----------|-----------|----------|----------|-----------|
| Muoneke* | 19 | 1-1 | 0-0 | 0-0 | 3 | 2 | 0 | 1 | 1 | 0 | 2 |
| Clack* | 25 | 2-5 | 1-3 | 10-10 | 5 | 4 | 1 | 5 | 0 | 3 | 15 |
| Jordan* | 19 | 1-1 | 0-0 | 0-0 | 1 | 4 | 0 | 0 | 0 | 0 | 2 |
| Vazquez* | 28 | 1-5 | 0-4 | 0-1 | 1 | 4 | 3 | 1 | 0 | 1 | 2 |
| Freeman* | 38 | 11-19 | 2-7 | 7-8 | 3 | 4 | 3 | 4 | 1 | 0 | 31 |
| Perryman | 25 | 3-9 | 2-8 | 4-4 | 3 | 1 | 0 | 2 | 0 | 1 | 12 |
| Clark | 19 | 1-2 | 0-0 | 0-0 | 4 | 2 | 0 | 0 | 0 | 0 | 2 |
| Quarles | 15 | 1-5 | 0-0 | 0-1 | 7 | 4 | 0 | 1 | 0 | 0 | 2 |
| Coleman | 9 | 0-4 | 0-3 | 3-5 | 2 | 0 | 0 | 0 | 0 | 0 | 3 |
| Dixon | 2 | 0-0 | 0-0 | 0-0 | 0 | 0 | 0 | 0 | 0 | 0 | 0 |
| Goode | 1 | 0-0 | 0-0 | 0-0 | 0 | 0 | 0 | 0 | 0 | 0 | 0 |
| team | | | | | | | 5 | | | | 0 |
| TOTALS | 200 | 21-51 | 5-25 | 24-29 | 34 | 25 | 7 | 14 | 2 | 5 | 71 |
| | | (.412) | (.200) | (.828) | | | | | | | |

| UW | MP | FG | 3P | FT | R | F | A | TO | B | S | TP |
|----------------|------------|---------------|---------------|---------------|-----------|-----------|-----------|-----------|----------|----------|-----------|
| Okey* | 30 | 5-8 | 0-2 | 7-10 | 10 | 4 | 6 | 5 | 0 | 0 | 17 |
| Daugherty*38 | 4-5 | 0-1 | 1-2 | 6 | 2 | 3 | 1 | 1 | 0 | 0 | 9 |
| Grant* | 24 | 4-8 | 0-0 | 8-10 | 4 | 5 | 0 | 2 | 1 | 0 | 16 |
| Auriantal*24 | 1-6 | 0-1 | 0-0 | 4 | 3 | 1 | 2 | 0 | 1 | 0 | 2 |
| Burkemper*22 | 0-1 | 0-0 | 0-0 | 0 | 1 | 2 | 1 | 0 | 0 | 0 | 0 |
| Calderwood23 | 3-11 | 3-6 | 0-1 | 7 | 5 | 2 | 3 | 0 | 3 | 9 | |
| Kosolcharoen19 | 0-4 | 0-2 | 3-4 | 2 | 1 | 1 | 1 | 0 | 1 | 0 | 3 |
| Duany | 8 | 0-1 | 0-1 | 0-2 | 0 | 1 | 0 | 0 | 0 | 0 | 0 |
| Coleman | 4 | 0-0 | 0-0 | 0-0 | 0 | 0 | 0 | 0 | 0 | 0 | 0 |
| Shafer | 3 | 0-1 | 0-1 | 0-0 | 0 | 0 | 0 | 0 | 0 | 0 | 0 |
| Quest | 2 | 0-0 | 0-0 | 0-0 | 1 | 0 | 0 | 1 | 0 | 0 | 0 |
| Vraney | 2 | 1-1 | 0-0 | 0-0 | 0 | 0 | 0 | 0 | 0 | 0 | 2 |
| Meiners | 1 | 0-0 | 0-0 | 0-0 | 0 | 0 | 0 | 0 | 0 | 0 | 0 |
| team | | | | | 1 | | | 1 | | | |
| TOTALS | 200 | 18-46 | 3-14 | 19-29 | 35 | 22 | 15 | 17 | 2 | 5 | 58 |
| | | (.391) | (.214) | (.655) | | | | | | | |

SCORING BY HALVES

| | | | |
|-----------|----|----|----|
| Texas | 33 | 38 | 71 |
| Wisconsin | 24 | 34 | 58 |

1999

(12) Missouri St. 43 • (5) UW 32

March 12, 1999 • Charlotte, N.C.
Charlotte Coliseum (15,007)

Fifth-seeded Wisconsin's record-setting season came to an end after a 43-32 loss to Missouri State in the first round of the NCAA tournament in Charlotte, N.C. The Badgers shot a season-low .255 from the field and their 32 points were the fewest in an NCAA tournament game since the advent of the shot clock in 1986. Sean Mason registered 11 points, but he was the only Badger in double figures. Danny Moore and Kevin Ault scored 12 and 10 points, respectively, to pace the Bears. Wisconsin managed just 12 points in the first half on 21-percent shooting, but trailed just 21-12 thanks to a typically solid defensive effort. Wisconsin trailed by as few as six points in the second half, but never came closer than that.

| MO. ST. | MP | FG | 3P | FT | R | F | A | TO | B | S | TP |
|---------------|------------|---------------|---------------|---------------|-----------|-----------|----------|-----------|----------|----------|-----------|
| Stringer* | 28 | 1-5 | 0-0 | 1-2 | 1 | 2 | 2 | 2 | 0 | 1 | 3 |
| Bruton* | 25 | 1-1 | 0-0 | 0-0 | 0 | 0 | 0 | 1 | 0 | 2 | 2 |
| Moore* | 35 | 4-8 | 0-0 | 4-6 | 13 | 3 | 0 | 4 | 1 | 0 | 12 |
| Fontleroy* | 27 | 0-5 | 0-0 | 2-2 | 0 | 4 | 0 | 3 | 0 | 0 | 2 |
| Ault* | 30 | 3-6 | 1-2 | 3-3 | 14 | 0 | 2 | 2 | 0 | 1 | 10 |
| Bettenhausen | 15 | 3-4 | 1-1 | 2-2 | 1 | 0 | 2 | 1 | 0 | 0 | 9 |
| Phillips | 15 | 1-3 | 1-3 | 2-2 | 1 | 2 | 0 | 2 | 0 | 0 | 5 |
| Brakebill | 12 | 0-1 | 0-0 | 0-0 | 4 | 0 | 0 | 0 | 0 | 0 | 0 |
| Miller | 6 | 0-0 | 0-0 | 0-0 | 0 | 2 | 1 | 0 | 0 | 0 | 0 |
| Reuter | 4 | 0-0 | 0-0 | 0-0 | 0 | 1 | 1 | 1 | 1 | 0 | 0 |
| Judd | 1 | 0-0 | 0-0 | 0-0 | 1 | 0 | 0 | 1 | 0 | 0 | 0 |
| Murans | 1 | 0-0 | 0-0 | 0-0 | 0 | 0 | 0 | 0 | 0 | 0 | 0 |
| Tshomba | 1 | 0-0 | 0-0 | 0-0 | 0 | 0 | 0 | 0 | 0 | 0 | 0 |
| team | | | | | 2 | | | 1 | | | |
| TOTALS | 200 | 13-33 | 3-6 | 14-17 | 37 | 14 | 8 | 18 | 2 | 4 | 43 |
| | | (.394) | (.500) | (.824) | | | | | | | |

| UW | MP | FG | 3P | FT | R | F | A | TO | B | S | TP |
|---------------|------------|---------------|---------------|---------------|-----------|-----------|----------|----------|----------|----------|-----------|
| Kowske* | 18 | 1-4 | 0-0 | 0-0 | 3 | 5 | 0 | 1 | 0 | 1 | 2 |
| Kelley* | 26 | 0-3 | 0-0 | 0-0 | 2 | 2 | 0 | 1 | 0 | 0 | 0 |
| Wills* | 31 | 3-6 | 0-0 | 0-1 | 5 | 1 | 1 | 0 | 0 | 1 | 6 |
| Mason* | 33 | 4-12 | 1-6 | 2-2 | 3 | 3 | 1 | 2 | 0 | 2 | 11 |
| Calderwood* | 29 | 0-8 | 0-6 | 0-0 | 0 | 1 | 1 | 1 | 0 | 0 | 0 |
| Vershaw | 26 | 2-5 | 0-0 | 2-2 | 1 | 2 | 4 | 1 | 0 | 0 | 6 |
| Bryant | 24 | 1-5 | 1-4 | 0-0 | 2 | 1 | 0 | 1 | 0 | 0 | 3 |
| Linton | 6 | 1-1 | 0-0 | 0-0 | 1 | 1 | 0 | 1 | 0 | 1 | 2 |
| Davis | 3 | 0-2 | 0-0 | 2-2 | 0 | 0 | 1 | 0 | 0 | 0 | 2 |
| Duany | 3 | 0-0 | 0-0 | 0-0 | 1 | 1 | 0 | 0 | 0 | 0 | 0 |
| Auriantal | 1 | 0-1 | 0-0 | 0-0 | 0 | 0 | 0 | 0 | 0 | 0 | 0 |
| team | | | | | 2 | | | 0 | | | |
| TOTALS | 200 | 12-47 | 2-16 | 6-7 | 20 | 17 | 8 | 8 | 0 | 5 | 32 |
| | | (.255) | (.125) | (.857) | | | | | | | |

SCORING BY HALVES

| | | | |
|----------------|----|----|----|
| Missouri State | 21 | 22 | 43 |
| Wisconsin | 12 | 20 | 32 |

2000

(8) UW 66 • (9) Fresno St. 56

March 16, 2000 • Salt Lake City, Utah
Huntsman Center (13,464)

Guard Jon Bryant connected on a school record-tying seven three-point field goals to lead the Badgers to a 66-56 first-round NCAA tournament win over Fresno State at the West Regional in Salt Lake City, Utah. Andy Kowske added 14 points and 14 rebounds for the UW and Duany Duany contributed 12 points on four three-pointers. Terrance Roberson led the Bulldogs with 19 points. National scoring leader Courtney Alexander was held to just 11 points on 5-for-19 field goal shooting. Coach Jerry Tarkanian's Bulldogs led 34-30 at the half and expanded that margin to seven points (42-35) with 16:23 remaining to play. Wisconsin responded, however, and led 49-44 with 6:12 left. Bryant then went on a tear, hitting four straight 3-pointers to give the Badgers a 61-46 edge that capped a 26-4 run at the 4:32 mark. Wisconsin's bench outscored the Fresno State reserves 33-0.

| FRESNO | MP | FG | 3P | FT | R | F | A | TO | B | S | TP |
|---------------|------------|---------------|---------------|---------------|-----------|-----------|-----------|-----------|----------|----------|-----------|
| Abney* | 37 | 3-3 | 0-0 | 0-0 | 8 | 2 | 0 | 1 | 2 | 0 | 6 |
| Roberson* | 35 | 8-13 | 3-7 | 0-1 | 3 | 3 | 4 | 8 | 0 | 1 | 19 |
| Ely* | 36 | 5-7 | 0-0 | 2-2 | 6 | 2 | 0 | 2 | 3 | 2 | 12 |
| Porter* | 39 | 3-6 | 2-3 | 0-0 | 2 | 4 | 6 | 3 | 0 | 2 | 8 |
| Alexander* | 37 | 5-19 | 1-4 | 0-0 | 4 | 2 | 3 | 1 | 0 | 0 | 11 |
| DeManby | 11 | 0-0 | 0-0 | 0-0 | 1 | 0 | 0 | 1 | 0 | 0 | 0 |
| Felix | 5 | 0-0 | 0-0 | 0-0 | 2 | 0 | 0 | 1 | 0 | 0 | 0 |
| team | | | | | 3 | | | | | | |
| TOTALS | 200 | 24-48 | 6-14 | 2-3 | 29 | 13 | 13 | 17 | 5 | 5 | 56 |
| | | (.500) | (.429) | (.667) | | | | | | | |

| UW | MP | FG | 3P | FT | R | F | A | TO | B | S | TP |
|---------------|------------|---------------|---------------|---------------|-----------|----------|-----------|----------|----------|-----------|-----------|
| Linton* | 16 | 2-4 | 0-1 | 0-0 | 1 | 0 | 2 | 0 | 1 | 0 | 4 |
| Kowske* | 36 | 7-9 | 0-0 | 0-1 | 14 | 2 | 1 | 1 | 0 | 1 | 14 |
| Vershaw* | 31 | 2-8 | 1-1 | 1-2 | 6 | 2 | 2 | 6 | 1 | 1 | 6 |
| Kelley* | 38 | 3-4 | 0-1 | 1-1 | 4 | 1 | 6 | 0 | 0 | 6 | 7 |
| Boone* | 19 | 0-7 | 0-3 | 2-2 | 5 | 0 | 6 | 0 | 0 | 1 | 2 |
| Bryant | 28 | 7-12 | 7-11 | 0-1 | 3 | 3 | 0 | 1 | 0 | 2 | 21 |
| Duany | 12 | 4-11 | 4-11 | 0-0 | 2 | 0 | 0 | 0 | 0 | 1 | 12 |
| Wills | 12 | 0-5 | 0-0 | 0-0 | 2 | 1 | 0 | 0 | 0 | 0 | 0 |
| Penney | 6 | 0-3 | 0-1 | 0-0 | 0 | 0 | 0 | 0 | 0 | 1 | 0 |
| Davis | 2 | 0-0 | 0-0 | 0-0 | 0 | 0 | 1 | 0 | 0 | 0 | 0 |
| team | | | | | 0 | | | | | | |
| TOTALS | 200 | 25-63 | 12-29 | 4-7 | 37 | 9 | 18 | 8 | 2 | 13 | 66 |
| | | (.397) | (.414) | (.571) | | | | | | | |

SCORING BY HALVES

| | | | |
|--------------|----|----|----|
| Fresno State | 34 | 22 | 56 |
| Wisconsin | 30 | 36 | 66 |

(8) UW 66 • (1) Arizona 59

**March 18, 2000 • Salt Lake City, Utah
Huntsman Center (13,857)**

Four Badgers scored in double figures and Wisconsin forced 17 turnovers to upset top-seeded and fourth-ranked Arizona 66-59 in the second round of the 2000 NCAA Tournament in Salt Lake City, Utah. Andy Kowske registered 10 points and 12 rebounds and limited Wildcat center Michael Wright to just four field goal attempts in 37 minutes. Mark Vershaw had 15 points for the UW, while Maurice Linton added 14 and Jon Bryant 12. Gilbert Arenas had a game-high 21 points for the Wildcats, who shot just .392 from the field, including .263 from 3-point range. Arizona scored first for a 2-0 lead, but never led after that. The UW put together a 28-23 advantage at the half and steamrolled to a 50-33 edge with 8:07 remaining to play. The Wildcats chipped away but never cut their deficit to fewer than five points. Wisconsin shot .489 from the floor and made 17-20 from the free throw line. UW's Mike Kelley added eight points, four assists, no turnovers and five steals in 26 minutes of play.

| UW | MP | FG | 3P | FT | R | F | A | TO | B | S | TP |
|---------------|------------|---------------|---------------|---------------|-----------|-----------|-----------|-----------|----------|-----------|-----------|
| Duany* | 16 | 1-5 | 0-3 | 0-0 | 0 | 2 | 0 | 2 | 0 | 1 | 2 |
| Kowske* | 37 | 5-9 | 0-0 | 0-0 | 12 | 1 | 0 | 1 | 1 | 0 | 10 |
| Vershaw* | 33 | 6-8 | 1-1 | 2-2 | 2 | 2 | 4 | 2 | 3 | 2 | 15 |
| Bryant* | 31 | 4-8 | 3-7 | 1-2 | 1 | 5 | 0 | 0 | 0 | 0 | 12 |
| Kelley* | 26 | 2-5 | 0-1 | 4-5 | 0 | 4 | 4 | 0 | 1 | 5 | 8 |
| Linton | 20 | 3-4 | 1-1 | 7-8 | 3 | 2 | 0 | 3 | 1 | 0 | 14 |
| Davis | 16 | 1-1 | 0-0 | 1-1 | 3 | 1 | 0 | 2 | 0 | 0 | 3 |
| Boone | 11 | 0-4 | 0-2 | 2-2 | 3 | 3 | 1 | 1 | 0 | 2 | 2 |
| Wills | 8 | 0-1 | 0-0 | 0-0 | 1 | 2 | 1 | 1 | 0 | 0 | 0 |
| Penney | 2 | 0-0 | 0-0 | 0-0 | 0 | 0 | 0 | 0 | 0 | 0 | 0 |
| team | | | | | 1 | | | | | | |
| TOTALS | 200 | 22-45 | 5-15 | 17-20 | 26 | 22 | 10 | 13 | 6 | 10 | 66 |
| | | (.489) | (.333) | (.850) | | | | | | | |

| ARIZ | MP | FG | 3P | FT | R | F | A | TO | B | S | TP |
|---------------|------------|---------------|---------------|---------------|-----------|-----------|-----------|-----------|----------|----------|-----------|
| Walton* | 24 | 0-3 | 0-1 | 1-2 | 5 | 2 | 2 | 5 | 0 | 0 | 1 |
| Wessel* | 30 | 3-5 | 0-0 | 0-3 | 6 | 3 | 1 | 5 | 0 | 0 | 6 |
| Wright* | 37 | 1-4 | 0-0 | 0-0 | 9 | 1 | 1 | 0 | 0 | 1 | 2 |
| Arenas* | 37 | 7-18 | 1-5 | 6-7 | 5 | 4 | 5 | 1 | 1 | 1 | 21 |
| Gardner* | 32 | 3-11 | 1-7 | 3-6 | 4 | 1 | 2 | 2 | 0 | 3 | 10 |
| Anderson | 24 | 4-5 | 2-3 | 2-2 | 3 | 4 | 0 | 1 | 3 | 2 | 12 |
| Jefferson | 16 | 2-5 | 1-3 | 2-2 | 1 | 4 | 1 | 3 | 0 | 1 | 7 |
| team | | | | | 4 | | | | | | |
| TOTALS | 200 | 20-51 | 5-19 | 14-22 | 37 | 19 | 12 | 17 | 4 | 8 | 59 |
| | | (.392) | (.263) | (.636) | | | | | | | |

SCORING BY HALVES

| | | | |
|-----------|----|----|----|
| Wisconsin | 28 | 38 | 66 |
| Arizona | 23 | 36 | 59 |

(8) UW 61 • (4) LSU 48

**March 23, 2000 • Albuquerque, N.M.
University Arena (16,004)**

Wisconsin put on one of its best defensive performances of the Dick Bennett era in a 61-48 victory over fourth-seeded LSU in the West Regional semi-finals at The Pit in Albuquerque, N.M. Jon Bryant paced the Badgers with 16 points, while Stromile Swift and Jabari Smith each had 12 points for the Tigers. Wisconsin's suffocating defense forced 23 LSU turnovers and held the Tigers to .362 field goal shooting. Trailing 14-11 with five minutes left in the first half, the Badgers went on a 25-4 run over the next 12 minutes to gain a commanding 36-18 lead. The Tigers committed 10 turnovers during that stretch. Wisconsin extended its lead to 47-29 before settling for a 13-point win. The Badgers shot only .382 from the field, but committed just nine turnovers and registered 11 steals, including five from Mike Kelley. It was LSU's lowest offensive output of the season.

| UW | MP | FG | 3P | FT | R | F | A | TO | B | S | TP |
|---------------|------------|---------------|---------------|---------------|-----------|-----------|-----------|----------|----------|-----------|-----------|
| Linton* | 25 | 4-8 | 0-0 | 0-0 | 3 | 2 | 0 | 1 | 0 | 2 | 8 |
| Vershaw* | 30 | 2-8 | 1-2 | 2-2 | 5 | 3 | 3 | 2 | 0 | 1 | 7 |
| Kowske* | 31 | 3-5 | 0-0 | 2-2 | 4 | 3 | 0 | 1 | 1 | 1 | 8 |
| Bryant* | 32 | 6-14 | 3-9 | 1-2 | 3 | 1 | 4 | 0 | 0 | 0 | 16 |
| Kelley* | 35 | 1-2 | 0-0 | 1-2 | 4 | 3 | 5 | 3 | 0 | 5 | 3 |
| Penney | 12 | 2-6 | 1-4 | 0-0 | 2 | 0 | 0 | 0 | 0 | 0 | 5 |
| Boone | 10 | 0-1 | 0-0 | 5-8 | 3 | 1 | 2 | 1 | 0 | 0 | 5 |
| Duany | 9 | 1-3 | 1-3 | 0-0 | 1 | 0 | 0 | 0 | 0 | 0 | 3 |
| Wills | 9 | 1-6 | 0-1 | 0-0 | 2 | 4 | 0 | 0 | 0 | 1 | 2 |
| Davis | 5 | 0-1 | 0-0 | 2-2 | 0 | 0 | 1 | 1 | 0 | 0 | 2 |
| Swartz | 2 | 1-1 | 0-0 | 0-0 | 0 | 0 | 0 | 0 | 0 | 0 | 2 |
| Faust | 1 | 0-0 | 0-0 | 0-0 | 0 | 0 | 0 | 0 | 0 | 0 | 0 |
| team | | | | | 3 | | | | | | |
| TOTALS | 200 | 21-55 | 6-19 | 13-18 | 30 | 17 | 15 | 9 | 1 | 11 | 61 |
| | | (.382) | (.316) | (.722) | | | | | | | |

| LSU | MP | FG | 3P | FT | R | F | A | TO | B | S | TP |
|---------------|------------|---------------|---------------|---------------|-----------|-----------|----------|-----------|----------|----------|-----------|
| Beshara* | 33 | 2-7 | 1-5 | 0-0 | 8 | 2 | 2 | 3 | 0 | 3 | 5 |
| Swift* | 37 | 3-5 | 1-1 | 5-7 | 10 | 2 | 2 | 3 | 0 | 1 | 12 |
| Smith* | 33 | 5-12 | 1-3 | 1-1 | 7 | 3 | 0 | 3 | 2 | 0 | 12 |
| Bright* | 26 | 1-7 | 0-6 | 2-2 | 2 | 4 | 0 | 5 | 0 | 1 | 4 |
| Roland* | 28 | 2-7 | 0-2 | 1-2 | 4 | 2 | 2 | 4 | 0 | 0 | 5 |
| Temple | 17 | 1-3 | 1-3 | 0-0 | 3 | 1 | 0 | 3 | 0 | 0 | 3 |
| Williams | 17 | 3-4 | 1-1 | 0-0 | 2 | 4 | 0 | 1 | 0 | 2 | 7 |
| Dupree | 5 | 0-1 | 0-0 | 0-0 | 0 | 0 | 0 | 1 | 0 | 0 | 0 |
| Bridgewater | 4 | 0-1 | 0-0 | 0-0 | 0 | 0 | 0 | 0 | 0 | 0 | 0 |
| team | | | | | 4 | | | | | | |
| TOTALS | 200 | 17-47 | 5-21 | 9-12 | 40 | 18 | 6 | 23 | 2 | 7 | 48 |
| | | (.362) | (.238) | (.750) | | | | | | | |

SCORING BY HALVES

| | | | |
|-----------|----|----|----|
| Wisconsin | 22 | 39 | 61 |
| LSU | 14 | 34 | 48 |

(8) UW 64 • (6) Purdue 60

**March 25, 2000 • Albuquerque, N.M.
University Arena (16,004)**

Wisconsin advanced to the Final Four for the second time in school history with a hard-fought, 64-60, victory over Big Ten-rival and sixth-seeded Purdue in the West Regional final at The Pit in Albuquerque, N.M. Jon Bryant made five 3-point field goals and scored a game-high 18 points on his way to West Regional Most Outstanding Player honors. Andy Kowske added 14 points and eight rebounds and was named, along with Mike Kelley, to the West Regional all-tournament team. Brian Cardinal and Carson Cunningham, also named to the all-tournament team, had 13 points apiece for the Boilermakers. Wisconsin battled its way to a 31-28 halftime lead on 57-percent field goal shooting. Bryant scored the Badgers' first nine points on three 3-pointers. The second half was a see-saw battle that resulted in a 52-52 tie with 5:23 remaining to play. Wisconsin, however, then went on an 8-1 run over the next four minutes for a 60-53 lead with 1:08 left. A Cunningham 3-pointer with 11.5 seconds left made it 63-60 Wisconsin. The Badgers added a free throw for the final tally.

| UW | MP | FG | 3P | FT | R | F | A | TO | B | S | TP |
|---------------|------------|---------------|---------------|---------------|-----------|-----------|-----------|-----------|----------|----------|-----------|
| Linton* | 23 | 2-3 | 1-2 | 0-0 | 1 | 3 | 2 | 3 | 0 | 0 | 5 |
| Kowske* | 27 | 6-10 | 0-0 | 2-2 | 8 | 4 | 0 | 2 | 0 | 0 | 14 |
| Vershaw* | 30 | 2-9 | 0-2 | 3-6 | 7 | 1 | 3 | 1 | 0 | 1 | 7 |
| Bryant* | 35 | 6-12 | 5-9 | 1-2 | 2 | 1 | 1 | 1 | 0 | 1 | 18 |
| Kelley* | 36 | 2-3 | 0-0 | 1-4 | 1 | 2 | 5 | 1 | 0 | 1 | 5 |
| Boone | 16 | 3-6 | 0-0 | 6-10 | 2 | 2 | 2 | 1 | 1 | 2 | 12 |
| Wills | 16 | 0-1 | 0-0 | 0-0 | 5 | 3 | 0 | 2 | 0 | 0 | 0 |
| Duany | 8 | 1-2 | 1-2 | 0-0 | 3 | 3 | 1 | 2 | 0 | 1 | 3 |
| Davis | 6 | 0-0 | 0-0 | 0-0 | 1 | 2 | 0 | 1 | 0 | 0 | 0 |
| Penney | 3 | 0-1 | 0-1 | 0-0 | 0 | 0 | 0 | 1 | 0 | 0 | 0 |
| team | | | | | 5 | | | | | | |
| TOTALS | 200 | 22-47 | 7-16 | 13-24 | 35 | 21 | 14 | 15 | 1 | 6 | 64 |
| | | (.468) | (.438) | (.542) | | | | | | | |

| PUR | MP | FG | 3P | FT | R | F | A | TO | B | S | TP |
|---------------|------------|---------------|---------------|---------------|-----------|-----------|-----------|-----------|----------|----------|-----------|
| Robinson* | 36 | 4-10 | 0-0 | 4-5 | 1 | 3 | 4 | 3 | 0 | 0 | 12 |
| McQuay* | 31 | 4-5 | 0-0 | 2-3 | 12 | 3 | 0 | 0 | 2 | 0 | 10 |
| Cardinal* | 27 | 4-8 | 2-4 | 3-5 | 4 | 4 | 1 | 2 | 0 | 1 | 13 |
| Cornell* | 32 | 1-9 | 1-7 | 0-2 | 2 | 4 | 1 | 1 | 1 | 1 | 3 |
| Cunningham*31 | 4-12 | 3-8 | 2-2 | 2 | 2 | 2 | 2 | 4 | 0 | 1 | 13 |
| Lewis | 18 | 3-5 | 1-2 | 0-0 | 5 | 2 | 1 | 0 | 0 | 0 | 7 |
| Smith | 15 | 0-3 | 0-2 | 0-0 | 1 | 1 | 1 | 1 | 0 | 0 | 0 |
| Kerkhof | 7 | 0-0 | 0-0 | 0-0 | 0 | 2 | 0 | 1 | 0 | 1 | 0 |
| Allison | 3 | 1-1 | 0-0 | 0-0 | 0 | 0 | 0 | 1 | 0 | 0 | 2 |
| Lowe | 1 | 0-0 | 0-0 | 0-0 | 0 | 0 | 0 | 0 | 0 | 0 | 0 |
| team | | | | | 6 | | | | | | |
| TOTALS | 200 | 21-53 | 7-23 | 11-17 | 33 | 21 | 10 | 13 | 3 | 4 | 60 |
| | | (.396) | (.304) | (.647) | | | | | | | |

SCORING BY HALVES

| | | | |
|-----------|----|----|----|
| Wisconsin | 31 | 33 | 64 |
| Purdue | 28 | 32 | 60 |

(1) Michigan State 53 • (8) UW 41

**April 1, 2000 • Indianapolis, Ind.
RCA Dome (43,116)**

Wisconsin's magical run to the Final Four ended with a 53-41 semifinal loss to season-long nemesis and eventual national champion Michigan State at the RCA Dome in Indianapolis. Roy Boone scored 18 points but he was the only Badger to tally more than six points in the game. Morris Peterson paced the Spartans with 20 points. Wisconsin trailed just 19-17 at the half, with both teams struggling offensively. Wisconsin shot 29 percent from the floor and Michigan State made just 25 percent of its shots. The Spartans, however, opened the second half on a 13-2 run to open a 32-19 lead with 13:25 left in the second period. Wisconsin never cut the deficit to fewer than 10 points again. The Badgers forced 14 Spartan turnovers, but were out-rebounded 42-20. Wisconsin shot .349 from the field compared to .348 for the Spartans. It was the fourth time during the 1999-2000 season that Michigan State defeated the Badgers.

| UW | MP | FG | 3P | FT | R | F | A | TO | B | S | TP |
|---------------|------------|---------------|---------------|---------------|-----------|-----------|----------|-----------|----------|----------|-----------|
| Kowske* | 20 | 1-2 | 0-0 | 0-2 | 0 | 4 | 0 | 0 | 4 | 0 | 2 |
| Kelley* | 30 | 1-2 | 0-1 | 0-0 | 7 | 3 | 3 | 0 | 0 | 2 | 2 |
| Vershaw* | 31 | 2-11 | 0-1 | 1-1 | 2 | 3 | 3 | 1 | 0 | 0 | 5 |
| Bryant* | 27 | 1-5 | 0-3 | 0-0 | 1 | 3 | 1 | 2 | 0 | 0 | 2 |
| Boone* | 25 | 6-9 | 1-1 | 5-6 | 3 | 2 | 0 | 5 | 0 | 0 | 18 |
| Wills | 19 | 1-4 | 0-1 | 0-0 | 1 | 2 | 0 | 0 | 0 | 0 | 2 |
| Penney | 14 | 2-3 | 2-3 | 0-0 | 2 | 0 | 0 | 0 | 0 | 0 | 6 |
| Duany | 11 | 0-2 | 0-1 | 0-0 | 0 | 0 | 0 | 1 | 0 | 0 | 0 |
| Davis | 10 | 1-1 | 1-1 | 1-2 | 2 | 2 | 1 | 0 | 0 | 0 | 4 |
| Linton | 10 | 0-4 | 0-1 | 0-0 | 1 | 0 | 0 | 2 | 0 | 0 | 0 |
| Faust | 1 | 0-0 | 0-0 | 0-0 | 0 | 0 | 0 | 0 | 0 | 0 | 0 |
| Smith | 1 | 0-0 | 0-0 | 0-0 | 0 | 0 | 0 | 0 | 0 | 0 | 0 |
| Swartz | 1 | 0-0 | 0-0 | 0-0 | 0 | 0 | 0 | 0 | 0 | 0 | 0 |
| team | | | | | 1 | | | | | | |
| TOTALS | 200 | 15-43 | 4-13 | 7-11 | 20 | 19 | 8 | 11 | 4 | 2 | 41 |
| | | (.349) | (.308) | (.636) | | | | | | | |

| MSU | MP | FG | 3P | FT | R | F | A | TO | B | S | TP |
|---------------|------------|---------------|---------------|---------------|-----------|-----------|----------|-----------|----------|----------|-----------|
| Hutson* | 32 | 3-7 | 0-0 | 4-5 | 10 | 2 | 0 | 3 | 0 | 0 | 10 |
| Peterson* | 33 | 7-15 | 2-8 | 4-4 | 7 | 3 | 0 | 1 | 0 | 1 | 20 |
| Granger* | 32 | 0-3 | 0-1 | 1-2 | 7 | 4 | 1 | 3 | 0 | 0 | 1 |
| Cleaves* | 36 | 1-7 | 0-0 | 9-11 | 4 | 3 | 1 | 4 | 0 | 2 | 11 |
| Bell* | 30 | 2-9 | 0-3 | 0-0 | 8 | 2 | 2 | 2 | 0 | 0 | 4 |
| Anagonye | 12 | 1-1 | 0-0 | 0-0 | 2 | 2 | 0 | 1 | 0 | 0 | 2 |
| Richardson | 10 | 0-0 | 0-0 | 0-0 | 0 | 1 | 0 | 0 | 0 | 0 | 0 |
| Chappell | 9 | 2-4 | 0-2 | 1-1 | 0 | 1 | 0 | 0 | 2 | 0 | 5 |
| Ballinger | 3 | 0-0 | 0-0 | 0-0 | 1 | 0 | 0 | 0 | 1 | 0 | 0 |
| Thomas | 3 | 0-0 | 0-0 | 0-0 | 0 | 0 | 0 | 0 | 0 | 0 | 0 |
| team | | | | | 3 | | | | | | |
| TOTALS | 200 | 16-46 | 2-14 | 19-23 | 42 | 18 | 4 | 14 | 3 | 3 | 53 |
| | | (.348) | (.143) | (.826) | | | | | | | |

SCORING BY HALVES

| | | | |
|----------------|----|----|----|
| Wisconsin | 17 | 24 | 41 |
| Michigan State | 19 | 34 | 53 |

2001

(11) Georgia State 50 • (6) UW 49

March 15, 2001 • Boise, Idaho
BSU Pavilion (10,216)

Wisconsin let a 13-point, second-half lead slip away and Georgia State scored the game-winning basket with just 12 seconds left to play as the Badgers dropped a 50-49 decision in the first round of the West Regional in Boise, Idaho. The UW moved out to a 30-19 halftime advantage and increased that edge to 32-19 early in the second half. But Georgia State went on a 23-10 run to tie the game at 42-42 with 7:11 left. Wisconsin led 49-44 with 1:00 remaining, but the Panthers scored six points in the final minute for the victory. Wisconsin's Mark Vershaw led all scorers with 19 points and teammate Andy Kowske added 11 points. Kevin Morris paced Georgia State with 18 points. Wisconsin limited the Panthers to .377 field goal shooting, including .217 from 3-point range. The Badgers, however, shot only .395 from the floor, including .250 from beyond the arc.

| UW | MP | FG | 3P | FT | R | F | A | TO | B | S | TP |
|-------------------|---------------|---------------|---------------|--------------|----------|-----------|----------|----------|-----------|---|----|
| Kowske* | 34 | 3-3 | 0-0 | 5-6 | 4 | 2 | 0 | 1 | 0 | 1 | 11 |
| Vershaw* | 36 | 6-16 | 0-2 | 7-11 | 5 | 2 | 1 | 1 | 0 | 1 | 19 |
| Penney* | 25 | 2-5 | 1-3 | 0-1 | 6 | 0 | 1 | 4 | 0 | 0 | 5 |
| Kelley* | 38 | 0-4 | 0-3 | 0-0 | 4 | 4 | 0 | 2 | 0 | 1 | 0 |
| Boone* | 26 | 2-6 | 0-1 | 0-0 | 4 | 3 | 1 | 1 | 0 | 1 | 4 |
| Davis | 16 | 2-5 | 0-1 | 0-0 | 3 | 1 | 1 | 3 | 0 | 1 | 4 |
| Bower | 15 | 2-3 | 2-2 | 0-0 | 0 | 2 | 0 | 0 | 0 | 0 | 6 |
| Wills | 6 | 0-0 | 0-0 | 0-2 | 3 | 1 | 0 | 0 | 0 | 1 | 0 |
| Linton | 4 | 0-1 | 0-0 | 0-0 | 1 | 0 | 0 | 0 | 0 | 0 | 0 |
| team | | | | | 2 | | | | | | |
| TOTALS 200 | 17-43 | 3-12 | 12-20 | 32 15 | 4 | 12 | 0 | 6 | 49 | | |
| | (.395) | (.250) | (.600) | | | | | | | | |

| GA. ST. | MP | FG | 3P | FT | R | F | A | TO | B | S | TP |
|-------------------|---------------|---------------|---------------|--------------|----------|-----------|----------|----------|-----------|---|----|
| Campbell* | 34 | 1-3 | 0-0 | 3-4 | 11 | 5 | 2 | 1 | 0 | 2 | 5 |
| Terrell* | 40 | 1-10 | 1-6 | 0-0 | 9 | 3 | 1 | 1 | 0 | 0 | 3 |
| Cooper* | 38 | 4-9 | 2-5 | 1-1 | 4 | 3 | 2 | 3 | 0 | 1 | 11 |
| Morris* | 39 | 8-16 | 2-8 | 0-1 | 2 | 0 | 3 | 1 | 1 | 3 | 18 |
| Long* | 38 | 6-15 | 0-4 | 1-2 | 3 | 4 | 0 | 5 | 0 | 1 | 13 |
| McIntosh | 5 | 0-0 | 0-0 | 0-0 | 0 | 0 | 0 | 0 | 0 | 0 | 0 |
| Davis | 3 | 0-0 | 0-0 | 0-0 | 1 | 1 | 0 | 1 | 0 | 0 | 0 |
| Gunsby | 2 | 0-0 | 0-0 | 0-0 | 0 | 0 | 1 | 0 | 0 | 0 | 0 |
| Gilchrist | 1 | 0-0 | 0-0 | 0-0 | 0 | 0 | 0 | 0 | 0 | 0 | 0 |
| Patton | 1 | 0-0 | 0-0 | 0-0 | 0 | 0 | 0 | 0 | 0 | 0 | 0 |
| team | | | | | 3 | | | | | | |
| TOTALS 200 | 20-53 | 5-23 | 5-8 | 33 16 | 9 | 12 | 1 | 7 | 50 | | |
| | (.377) | (.217) | (.625) | | | | | | | | |

SCORING BY HALVES

| | | | |
|---------------|----|----|----|
| Georgia State | 19 | 31 | 50 |
| Wisconsin | 30 | 19 | 49 |

2002

(8) UW 80 • (9) St. John's 70

March 15, 2002 • Washington, D.C.
MCI Center (18,770)

Eighth-seeded Wisconsin defeated No. 9 St. John's 80-70 in the first round of the 2002 NCAA Tournament at the MCI Center in Washington, D.C. The Badgers used a 12-0 run to turn a 28-26 deficit into a 38-28 lead with 16 seconds left in the first half. The UW never trailed again. Wisconsin shot 9-15 from 3-point range and made 29 free throws compared to 15 for St. John's. Kirk Penney led five UW scorers in double figures with 19 points, while Freddie Owens chipped in 18 points off the bench. The Red Storm's Marcus Hatten led all scorers with 28 points though he shot only 12-33 from the field and 3-13 from 3-point range.

| SJU | MP | FG | 3P | FT | R | F | A | TO | B | S | TP |
|-------------------|---------------|---------------|---------------|--------------|-----------|-----------|----------|----------|-----------|---|----|
| Glover* | 32 | 4-6 | 1-3 | 8-9 | 5 | 5 | 0 | 2 | 1 | 0 | 17 |
| Emanuel* | 25 | 4-9 | 3-7 | 2-2 | 3 | 3 | 3 | 3 | 0 | 0 | 13 |
| King* | 30 | 2-2 | 0-0 | 4-5 | 4 | 5 | 1 | 0 | 0 | 0 | 8 |
| Hatten* | 39 | 12-33 | 3-13 | 1-3 | 6 | 4 | 1 | 1 | 0 | 2 | 28 |
| Stanley* | 29 | 0-0 | 0-0 | 0-0 | 4 | 5 | 3 | 1 | 0 | 2 | 0 |
| Fordham | 21 | 0-0 | 0-0 | 0-0 | 4 | 2 | 2 | 3 | 0 | 0 | 0 |
| Cuffe | 15 | 1-5 | 0-1 | 0-0 | 2 | 3 | 1 | 2 | 0 | 0 | 2 |
| Keita | 9 | 1-1 | 0-0 | 0-0 | 1 | 1 | 0 | 1 | 0 | 0 | 2 |
| Johnson | 0+ | 0-0 | 0-0 | 0-0 | 1 | 0 | 0 | 0 | 0 | 0 | 0 |
| Scheiman | 0+ | 0-0 | 0-0 | 0-0 | 0 | 0 | 0 | 0 | 0 | 0 | 0 |
| team | | | | | 3 | | | | | | |
| TOTALS 200 | 24-56 | 7-24 | 15-19 | 33 29 | 11 | 13 | 1 | 4 | 70 | | |
| | (.429) | (.292) | (.789) | | | | | | | | |

| UW | MP | FG | 3P | FT | R | F | A | TO | B | S | TP |
|-------------------|---------------|---------------|---------------|--------------|-----------|----------|----------|----------|-----------|---|----|
| Wills* | 28 | 3-7 | 1-2 | 3-4 | 9 | 3 | 0 | 3 | 0 | 0 | 10 |
| Mader* | 13 | 0-1 | 0-0 | 0-0 | 0 | 3 | 1 | 0 | 0 | 1 | 13 |
| Davis* | 28 | 2-3 | 1-1 | 4-5 | 2 | 4 | 5 | 0 | 0 | 1 | 9 |
| Penney* | 37 | 5-10 | 3-5 | 6-8 | 5 | 3 | 4 | 3 | 0 | 0 | 19 |
| Harris* | 38 | 4-9 | 2-5 | 4-8 | 4 | 3 | 2 | 2 | 0 | 3 | 14 |
| Owens | 28 | 5-8 | 2-2 | 6-8 | 2 | 2 | 2 | 1 | 0 | 2 | 18 |
| Wilkinson | 28 | 2-6 | 0-0 | 6-7 | 3 | 0 | 0 | 0 | 0 | 1 | 10 |
| Buchanan | 0+ | 0-0 | 0-0 | 0-0 | 0 | 0 | 0 | 0 | 0 | 0 | 0 |
| Hanson | 0+ | 0-0 | 0-0 | 0-0 | 0 | 0 | 0 | 0 | 0 | 0 | 0 |
| Plank | 0+ | 0-0 | 0-0 | 0-0 | 0 | 0 | 0 | 0 | 0 | 0 | 0 |
| Ukawuba | 0+ | 0-0 | 0-0 | 0-0 | 0 | 0 | 0 | 0 | 0 | 0 | 0 |
| team | | | | | 4 | | | | | | |
| TOTALS 200 | 21-44 | 9-15 | 29-40 | 29 18 | 14 | 9 | 0 | 8 | 80 | | |
| | (.477) | (.600) | (.725) | | | | | | | | |

SCORING BY HALVES

| | | | |
|------------|----|----|----|
| St. John's | 31 | 39 | 70 |
| Wisconsin | 38 | 42 | 80 |

(1) Maryland 87 • (8) UW 57

March 17, 2002 • Washington, D.C.
MCI Center (18,789)

No. 1 seed Maryland defeated eighth-seeded Wisconsin 87-57 in the second round of the 2002 NCAA Tournament at the MCI Center in Washington, D.C. Maryland, the eventual national champion, opened the second half with a 17-3 run that blew open an eight-point halftime lead. The Badgers had led 23-19 with 6:16 left in the first half but the Terps scored 19 of the final 26 points in the stanza. UW senior Charlie Wills, who set a school record by playing in his 129th career game, paced the Badgers with 17 points while classmate Travon Davis added 15. Maryland's Juan Dixon led all scorers with 29 points.

| UW | MP | FG | 3P | FT | R | F | A | TO | B | S | TP |
|---------------|------------|---------------|---------------|---------------|-----------|-----------|-----------|-----------|----------|----------|-----------|
| Harris* | 30 | 3-9 | 1-4 | 0-0 | 1 | 2 | 0 | 3 | 2 | 0 | 7 |
| Wills* | 29 | 6-12 | 2-4 | 3-6 | 6 | 3 | 1 | 2 | 0 | 1 | 17 |
| Mader* | 25 | 1-6 | 0-0 | 0-0 | 8 | 3 | 4 | 2 | 2 | 0 | 2 |
| Davis* | 34 | 5-7 | 1-1 | 4-5 | 4 | 2 | 3 | 2 | 0 | 0 | 15 |
| Penney* | 37 | 3-14 | 0-6 | 3-3 | 4 | 0 | 1 | 2 | 0 | 2 | 9 |
| Wilkinson | 27 | 3-5 | 1-2 | 0-0 | 4 | 4 | 2 | 1 | 0 | 2 | 7 |
| Owens | 15 | 0-4 | 0-1 | 0-0 | 1 | 3 | 0 | 2 | 0 | 1 | 0 |
| Hanson | 3 | 0-2 | 0-1 | 0-0 | 0 | 2 | 0 | 0 | 0 | 0 | 0 |
| team | | | | | 4 | | | | | | |
| TOTALS | 200 | 21-59 | 5-19 | 10-14 | 32 | 19 | 11 | 14 | 4 | 6 | 57 |
| | | (.356) | (.263) | (.714) | | | | | | | |

| MARY | MP | FG | 3P | FT | R | F | A | TO | B | S | TP |
|---------------|------------|---------------|---------------|---------------|-----------|-----------|-----------|-----------|----------|----------|-----------|
| Mouton* | 25 | 0-4 | 0-0 | 2-2 | 7 | 1 | 1 | 3 | 0 | 1 | 2 |
| Wilcox* | 26 | 9-13 | 0-0 | 0-1 | 7 | 0 | 1 | 1 | 1 | 1 | 18 |
| Baxter* | 28 | 5-6 | 0-0 | 6-7 | 7 | 3 | 3 | 1 | 4 | 2 | 16 |
| Dixon* | 36 | 10-19 | 4-7 | 5-6 | 5 | 1 | 3 | 1 | 0 | 2 | 29 |
| Blake* | 30 | 1-4 | 1-3 | 0-0 | 2 | 3 | 4 | 1 | 0 | 1 | 3 |
| Nicholas | 20 | 3-7 | 2-4 | 0-0 | 2 | 1 | 2 | 0 | 0 | 1 | 8 |
| Holden | 13 | 1-2 | 1-2 | 2-2 | 1 | 2 | 1 | 1 | 0 | 0 | 5 |
| Randle | 10 | 2-4 | 0-0 | 0-0 | 4 | 3 | 0 | 1 | 0 | 0 | 4 |
| McCall | 5 | 0-0 | 0-0 | 0-0 | 0 | 0 | 0 | 0 | 0 | 0 | 0 |
| Collins | 3 | 1-2 | 0-0 | 0-0 | 0 | 0 | 0 | 0 | 0 | 1 | 2 |
| Badu | 2 | 0-0 | 0-0 | 0-0 | 0 | 0 | 2 | 1 | 0 | 0 | 0 |
| Grinnon | 2 | 0-1 | 0-0 | 0-0 | 2 | 0 | 0 | 0 | 0 | 0 | 0 |
| team | | | | | 4 | | | | | | |
| TOTALS | 200 | 32-62 | 8-16 | 15-18 | 41 | 14 | 17 | 10 | 5 | 9 | 87 |
| | | (.516) | (.500) | (.833) | | | | | | | |

SCORING BY HALVES

| | | | |
|-----------|----|----|----|
| Wisconsin | 30 | 27 | 57 |
| Maryland | 38 | 49 | 87 |

2003

(5) UW 81 • (12) Weber St. 74

March 20, 2003 • Spokane, Wash.
Spokane Arena (11,171)

Led by a terrific all-around game from senior Kirk Penney, fifth-seeded Wisconsin defeated No. 12-seed Weber State, 81-74, in the first round of the 2003 NCAA Tournament in Spokane, Wash. Penney scored 21 points and added nine rebounds and five assists while playing all 40 minutes. The Badgers used a 9-0 run to end the half with a 41-26 lead. Wisconsin maintained that advantage most of the second half, leading 70-56 with just over three minutes left. Weber State's Jermaine Boyette scored 10 of his 25 points in the final 42 seconds but WSU could get no closer than five points down the stretch.

| WEBER | MP | FG | 3P | FT | R | F | A | TO | B | S | TP |
|---------------|------------|---------------|---------------|---------------|-----------|-----------|----------|-----------|----------|----------|-----------|
| Sparrow* | 29 | 5-8 | 2-5 | 0-0 | 4 | 5 | 1 | 2 | 0 | 0 | 12 |
| Ocokoljic* | 35 | 10-21 | 3-5 | 3-4 | 14 | 4 | 2 | 2 | 0 | 0 | 26 |
| Bachmann*12 | 1-2 | 0-0 | 0-1 | 0 | 2 | 1 | 0 | 0 | 0 | 0 | 0 |
| Boyette* | 39 | 9-21 | 1-4 | 6-10 | 5 | 2 | 2 | 1 | 0 | 1 | 25 |
| Hamilton* | 33 | 1-8 | 1-6 | 0-0 | 4 | 2 | 2 | 2 | 0 | 1 | 3 |
| Danley | 20 | 1-4 | 0-0 | 0-0 | 8 | 3 | 0 | 2 | 0 | 0 | 2 |
| Barton | 19 | 2-6 | 0-4 | 0-0 | 3 | 4 | 1 | 1 | 0 | 1 | 4 |
| Morrison | 8 | 0-1 | 0-0 | 0-0 | 1 | 0 | 0 | 0 | 0 | 0 | 0 |
| Carter | 5 | 0-0 | 0-0 | 0-0 | 0 | 0 | 0 | 0 | 0 | 0 | 0 |
| Eyre | 0+ | 0-0 | 0-0 | 0-0 | 0 | 0 | 0 | 0 | 0 | 0 | 0 |
| team | | | | | 4 | | | | | | |
| TOTALS | 200 | 29-71 | 7-24 | 9-15 | 43 | 20 | 9 | 10 | 0 | 4 | 74 |
| | | (.408) | (.292) | (.600) | | | | | | | |

| UW | MP | FG | 3P | FT | R | F | A | TO | B | S | TP |
|---------------|------------|---------------|---------------|---------------|-----------|-----------|-----------|----------|----------|----------|-----------|
| Harris* | 40 | 3-6 | 2-4 | 6-8 | 4 | 1 | 5 | 0 | 1 | 5 | 14 |
| Tucker* | 22 | 5-6 | 0-0 | 1-2 | 7 | 3 | 2 | 3 | 0 | 0 | 11 |
| Wilkinson*38 | 5-10 | 0-2 | 5-9 | 9 | 3 | 2 | 3 | 1 | 1 | 1 | 15 |
| Penney* | 40 | 9-17 | 3-7 | 0-1 | 9 | 1 | 5 | 2 | 0 | 1 | 21 |
| Owens* | 21 | 3-11 | 1-3 | 0-0 | 0 | 1 | 1 | 0 | 0 | 0 | 7 |
| Wade | 25 | 2-3 | 0-0 | 1-2 | 1 | 4 | 1 | 0 | 0 | 0 | 5 |
| Helmigk | 11 | 3-4 | 0-0 | 0-0 | 1 | 3 | 0 | 1 | 0 | 0 | 6 |
| Hanson | 3 | 1-1 | 0-0 | 0-0 | 1 | 0 | 0 | 0 | 0 | 0 | 2 |
| team | | | | | 2 | | | | | | |
| TOTALS | 200 | 31-58 | 6-16 | 13-22 | 34 | 16 | 16 | 9 | 2 | 7 | 81 |
| | | (.534) | (.375) | (.591) | | | | | | | |

SCORING BY HALVES

| | | | |
|-------------|----|----|----|
| Weber State | 26 | 48 | 74 |
| Wisconsin | 41 | 40 | 81 |

(5) UW 61 • (13) Tulsa 60

**March 22, 2003 • Spokane, Wash.
Spokane Arena (11,271)**

Freddie Owens hit a 3-pointer with one second left to cap the greatest comeback in UW history and give Wisconsin a 61-60 win over Tulsa in the second round of the 2003 NCAA Tournament in Spokane, Wash. The Badgers trailed 58-45 with 3:36 remaining before outscoring Tulsa 16-2 the rest of the way. A Devin Harris 3-pointer started an 11-0 UW run that pulled Wisconsin within two with 1:16 left. The teams traded baskets before the Badgers forced Tulsa into a shot clock violation with 12 seconds left. Harris then brought the ball upcourt, came off a high pick, drove to the middle of the lane and found a wide-open Owens on the left baseline. Owens' shot hit nothing but net and gave Wisconsin its first lead since 4:02 remained in the first half.

| TULSA | MP | FG | 3P | FT | R | F | A | TO | B | S | TP |
|---------------|------------|---------------|---------------|----------------|-----------|-----------|-----------|-----------|----------|----------|-----------|
| Davis* | 34 | 4-7 | 0-0 | 1-1 | 9 | 4 | 1 | 3 | 1 | 0 | 9 |
| Johnson* | 30 | 11-18 | 1-3 | 0-0 | 9 | 3 | 2 | 0 | 1 | 0 | 23 |
| Swanson* | 38 | 3-12 | 0-5 | 0-0 | 5 | 0 | 4 | 1 | 0 | 0 | 6 |
| Glenn* | 36 | 0-2 | 0-0 | 0-0 | 6 | 4 | 2 | 3 | 0 | 0 | 0 |
| Parker* | 40 | 6-15 | 2-3 | 3-3 | 2 | 2 | 3 | 2 | 0 | 1 | 17 |
| Ledoux | 14 | 1-2 | 0-0 | 0-0 | 5 | 1 | 0 | 1 | 1 | 0 | 2 |
| Collins | 6 | 0-1 | 0-0 | 0-0 | 0 | 1 | 0 | 0 | 0 | 0 | 0 |
| Price | 2 | 1-2 | 0-0 | 1-1 | 0 | 1 | 0 | 0 | 0 | 0 | 3 |
| team | | | | | | | | | | | 5 |
| TOTALS | 200 | 26-59 | 3-11 | 5-5 | 41 | 16 | 12 | 11 | 3 | 1 | 60 |
| | | (.441) | (.273) | (1.000) | | | | | | | |

| UW | MP | FG | 3P | FT | R | F | A | TO | B | S | TP |
|---------------|------------|---------------|---------------|---------------|-----------|-----------|-----------|----------|----------|----------|-----------|
| Harris* | 38 | 5-11 | 2-7 | 0-1 | 4 | 2 | 3 | 1 | 1 | 2 | 12 |
| Tucker* | 40 | 3-9 | 1-3 | 3-5 | 6 | 2 | 0 | 1 | 1 | 0 | 10 |
| Wilkinson* | 33 | 7-11 | 1-2 | 3-3 | 8 | 2 | 0 | 1 | 0 | 2 | 18 |
| Penney* | 35 | 2-12 | 0-5 | 2-4 | 5 | 1 | 4 | 2 | 0 | 1 | 6 |
| Owens* | 24 | 2-6 | 2-4 | 1-2 | 0 | 1 | 4 | 0 | 0 | 0 | 7 |
| Wade | 21 | 3-7 | 0-1 | 2-2 | 3 | 1 | 0 | 0 | 1 | 0 | 8 |
| Helmigk | 7 | 0-1 | 0-0 | 0-0 | 1 | 1 | 1 | 0 | 0 | 0 | 0 |
| Hanson | 2 | 0-0 | 0-0 | 0-0 | 0 | 1 | 0 | 0 | 0 | 0 | 0 |
| team | | | | | | | | | | | 5 |
| TOTALS | 200 | 22-57 | 6-22 | 11-17 | 32 | 11 | 12 | 5 | 3 | 5 | 61 |
| | | (.386) | (.273) | (.647) | | | | | | | |

SCORING BY HALVES

| | | | |
|-----------|----|----|----|
| Tulsa | 32 | 28 | 60 |
| Wisconsin | 25 | 36 | 61 |

(1) Kentucky 63 • (5) UW 57

**March 27, 2003 • Minneapolis, Minn.
HHH Metrodome (28,168)**

Playing in front of a very friendly 28,168 fans in Minneapolis, Wisconsin nearly upset the No. 1 team in the country, Kentucky, in the "Sweet 16" of the 2003 NCAA Tournament. The Badgers trailed by just one point after a Mike Wilkinson lay-up with 1:33 left in the game. UK scored seven of the last nine points, however, to thwart the upset bid. In his final game as a Badger, Kirk Penney scored 20 points, including 5-7 shooting from 3-point range. The game was close throughout as neither team led by more than seven points (UW 15-8 at the 11:19 mark of the first half and UK 62-55 with 11 seconds left).

| UW | MP | FG | 3P | FT | R | F | A | TO | B | S | TP |
|---------------|------------|---------------|---------------|---------------|-----------|-----------|----------|-----------|----------|----------|-----------|
| Harris* | 36 | 6-9 | 1-2 | 2-3 | 3 | 4 | 4 | 4 | 0 | 3 | 15 |
| Tucker* | 36 | 1-4 | 0-1 | 2-2 | 7 | 3 | 0 | 2 | 0 | 1 | 4 |
| Wilkinson* | 35 | 4-11 | 1-5 | 4-7 | 3 | 5 | 1 | 2 | 0 | 2 | 13 |
| Penney* | 40 | 6-12 | 5-7 | 3-4 | 6 | 2 | 3 | 4 | 0 | 0 | 20 |
| Owens* | 27 | 1-8 | 0-5 | 0-0 | 2 | 2 | 0 | 1 | 0 | 0 | 2 |
| Wade | 18 | 1-1 | 1-1 | 0-0 | 2 | 0 | 1 | 2 | 0 | 1 | 3 |
| Mader | 5 | 0-0 | 0-0 | 0-0 | 1 | 4 | 0 | 0 | 1 | 0 | 0 |
| Helmigk | 3 | 0-0 | 0-0 | 0-0 | 0 | 0 | 0 | 0 | 0 | 0 | 0 |
| team | | | | | | | | | | | 2 |
| TOTALS | 200 | 19-45 | 8-21 | 11-16 | 26 | 20 | 9 | 15 | 1 | 7 | 57 |
| | | (.422) | (.381) | (.688) | | | | | | | |

| UK | MP | FG | 3P | FT | R | F | A | TO | B | S | TP |
|---------------|------------|---------------|---------------|---------------|-----------|-----------|----------|-----------|----------|-----------|-----------|
| Daniels* | 32 | 2-3 | 0-0 | 5-6 | 6 | 1 | 2 | 3 | 0 | 0 | 9 |
| Estill* | 32 | 12-18 | 0-0 | 4-10 | 6 | 3 | 0 | 1 | 1 | 0 | 28 |
| Hayes* | 28 | 2-5 | 0-0 | 0-0 | 7 | 2 | 0 | 2 | 1 | 3 | 4 |
| Bogans* | 15 | 2-6 | 1-2 | 0-0 | 2 | 0 | 1 | 1 | 1 | 1 | 5 |
| Fitch* | 31 | 3-7 | 0-1 | 1-2 | 1 | 2 | 1 | 2 | 0 | 0 | 7 |
| Hawkins | 28 | 1-4 | 0-1 | 2-2 | 1 | 3 | 2 | 3 | 1 | 4 | 4 |
| Barbour | 15 | 0-2 | 0-0 | 2-2 | 2 | 0 | 1 | 1 | 0 | 1 | 2 |
| Camara | 10 | 2-2 | 0-0 | 0-2 | 3 | 3 | 1 | 0 | 0 | 0 | 4 |
| Azubuike | 9 | 0-2 | 0-1 | 0-0 | 0 | 3 | 1 | 1 | 0 | 1 | 0 |
| team | | | | | | | | | | | 4 |
| TOTALS | 200 | 24-49 | 1-5 | 14-24 | 33 | 17 | 9 | 14 | 4 | 10 | 63 |
| | | (.490) | (.200) | (.583) | | | | | | | |

SCORING BY HALVES

| | | | |
|-----------|----|----|----|
| Wisconsin | 28 | 29 | 57 |
| Kentucky | 32 | 31 | 63 |

2004

(6) UW 76 • (11) Richmond 64

**March 19, 2004 • Milwaukee, Wis.
Bradley Center (18,866)**

Trailing by 13 points with 13:16 to play in the game, Wisconsin went on one of the great runs in school history. The Badgers outscored Richmond 36-8 the rest of the way, at one point scoring on 19 straight possessions. Included in those 19 possessions were five 3-pointers. After a Mike Wilkinson jumper, the Badgers hit three consecutive 3-pointers (Wilkinson, Devin Harris and Boo Wade) to cut Richmond's lead to four. After a Spider bucket, four UW free throws cut the lead to two. Clayton Hanson then hit a 3-pointer to give the Badgers their first lead since midway through the first half. Richmond answered but Wilkinson's trey with 7:15 remaining began a 14-0 UW run that put the game away.

| RICH | MP | FG | 3P | FT | R | F | A | TO | B | S | TP |
|-------------------|--------------|-------------|-------------|-----------|-----------|-----------|-----------|----------|----------|-----------|----|
| Scott* | 26 | 4-11 | 1-2 | 3-4 | 7 | 4 | 4 | 2 | 0 | 1 | 12 |
| Skrocki* | 34 | 4-14 | 2-7 | 2-4 | 0 | 2 | 4 | 3 | 0 | 2 | 12 |
| Steeberge*14 | 2-3 | 0-0 | 1-3 | 4 | 2 | 0 | 0 | 0 | 1 | 5 | |
| Dobbins* | 34 | 4-7 | 0-0 | 1-2 | 5 | 1 | 4 | 3 | 0 | 2 | 9 |
| Brown* | 28 | 3-5 | 3-4 | 0-0 | 2 | 2 | 1 | 2 | 0 | 1 | 9 |
| Bucknor | 24 | 3-4 | 1-2 | 0-0 | 3 | 3 | 2 | 1 | 0 | 1 | 7 |
| Moliva | 13 | 1-3 | 0-0 | 0-0 | 2 | 2 | 0 | 1 | 0 | 0 | 2 |
| Zwayer | 13 | 3-4 | 0-0 | 0-0 | 1 | 1 | 0 | 2 | 1 | 0 | 6 |
| O'Malley | 7 | 0-0 | 0-0 | 0-0 | 1 | 1 | 0 | 0 | 2 | 0 | 0 |
| Merritt | 6 | 1-3 | 0-1 | 0-0 | 0 | 1 | 2 | 0 | 0 | 0 | 2 |
| Thomas | 1 | 0-0 | 0-0 | 0-0 | 0 | 0 | 0 | 0 | 0 | 0 | 0 |
| team | | | | | | | | | | | 4 |
| TOTALS 200 | 25-54 | 7-16 | 7-13 | 29 | 19 | 17 | 14 | 3 | 8 | 64 | |
| | (.463) | (.438) | (.538) | | | | | | | | |

| UW | MP | FG | 3P | FT | R | F | A | TO | B | S | TP |
|-------------------|--------------|-------------|--------------|-----------|-----------|-----------|----------|----------|----------|-----------|----|
| Wilkinson*35 | 5-10 | 2-3 | 6-8 | 5 | 1 | 2 | 1 | 2 | 1 | 2 | 18 |
| Mader* | 7 | 0-1 | 0-0 | 0-0 | 2 | 2 | 0 | 0 | 0 | 0 | 0 |
| Wade* | 37 | 6-9 | 1-3 | 3-3 | 3 | 2 | 4 | 5 | 0 | 2 | 16 |
| Owens* | 25 | 4-8 | 1-3 | 1-2 | 0 | 0 | 1 | 0 | 0 | 1 | 10 |
| Harris* | 36 | 2-6 | 1-4 | 6-8 | 3 | 4 | 6 | 2 | 0 | 2 | 11 |
| Morley | 25 | 4-8 | 0-0 | 1-1 | 9 | 1 | 0 | 1 | 1 | 1 | 9 |
| Hanson | 19 | 2-5 | 2-4 | 1-2 | 2 | 0 | 0 | 0 | 0 | 0 | 7 |
| Nixon | 12 | 2-3 | 1-1 | 0-0 | 2 | 0 | 1 | 0 | 0 | 0 | 5 |
| Ukawuba | 3 | 0-1 | 0-0 | 0-0 | 0 | 1 | 0 | 0 | 0 | 0 | 0 |
| Taylor | 1 | 0-0 | 0-0 | 0-0 | 0 | 0 | 0 | 0 | 0 | 0 | 0 |
| team | | | | | | | | | | | 3 |
| TOTALS 200 | 25-51 | 8-18 | 18-24 | 29 | 11 | 14 | 9 | 3 | 7 | 76 | |
| | (.490) | (.444) | (.750) | | | | | | | | |

SCORING BY HALVES

| | | | |
|-----------|----|----|----|
| Richmond | 32 | 32 | 64 |
| Wisconsin | 25 | 51 | 76 |

(3) Pittsburgh 59 • (6) UW 55

**March 21, 2004 • Milwaukee, Wis.
Bradley Center (18,866)**

In a game that included 10 ties and 11 lead changes, Pittsburgh scored seven of the final 10 points to hold on for a 59-55 win and advance to the 2004 "Sweet 16." Neither team led by more than seven points. Mike Wilkinson hit a pair of free throws with 3:03 remaining to tie the game for the 10th and final time. After a Pittsburgh turnover, Devin Harris missed a 3-pointer. Pitt's Carl Krauser then made a jumper for a two-point lead. UW got two cracks at the other end, with Boo Wade and Harris both missing jumpers. Krauser missed on Pitt's next possession but Jaron Brown grabbed an offensive rebound and was fouled. He hit both free throws. Wade hit a trey for UW with 21 seconds left to cut the lead to one. After a pair of free throws by Krauser, Pitt denied the Badgers a look at a 3-pointer and when Zach Morley's jumper rimmed out, the Panthers had the win.

| UW | MP | FG | 3P | FT | R | F | A | TO | B | S | TP |
|-------------------|--------------|-------------|--------------|-----------|-----------|----------|-----------|----------|----------|-----------|----|
| Wilkinson*39 | 2-8 | 0-0 | 5-5 | 6 | 3 | 0 | 2 | 2 | 2 | 2 | 9 |
| Mader* | 10 | 0-2 | 0-0 | 1-2 | 1 | 3 | 0 | 1 | 0 | 0 | 1 |
| Wade* | 32 | 3-8 | 1-2 | 2-2 | 4 | 4 | 1 | 1 | 0 | 0 | 9 |
| Owens* | 10 | 0-2 | 0-0 | 0-0 | 1 | 2 | 0 | 0 | 1 | 0 | 0 |
| Harris* | 38 | 7-14 | 5-10 | 2-2 | 7 | 2 | 4 | 6 | 0 | 0 | 21 |
| Hanson | 30 | 1-4 | 1-4 | 0-2 | 3 | 4 | 2 | 1 | 0 | 1 | 3 |
| Morley | 30 | 4-9 | 1-2 | 3-4 | 9 | 1 | 2 | 2 | 0 | 1 | 12 |
| Nixon | 10 | 0-0 | 0-0 | 0-0 | 0 | 1 | 0 | 0 | 0 | 0 | 0 |
| Ukawuba | 1 | 0-1 | 0-0 | 0-0 | 0 | 0 | 0 | 0 | 0 | 0 | 0 |
| team | | | | | | | | | | | 0 |
| TOTALS 200 | 17-48 | 8-18 | 13-17 | 31 | 20 | 9 | 13 | 3 | 4 | 55 | |
| | (.354) | (.444) | (.765) | | | | | | | | |

| PITT | MP | FG | 3P | FT | R | F | A | TO | B | S | TP |
|-------------------|--------------|-------------|--------------|-----------|-----------|-----------|----------|----------|----------|-----------|----|
| Troutman*34 | 3-7 | 0-1 | 3-3 | 14 | 1 | 2 | 1 | 2 | 1 | 1 | 9 |
| Taft* | 29 | 4-8 | 0-0 | 0-0 | 4 | 4 | 1 | 0 | 0 | 0 | 8 |
| Page* | 36 | 5-15 | 2-4 | 0-0 | 4 | 2 | 1 | 2 | 0 | 2 | 12 |
| Brown* | 37 | 2-7 | 0-1 | 4-5 | 6 | 3 | 2 | 2 | 0 | 1 | 8 |
| Krauser* | 39 | 4-14 | 0-3 | 8-10 | 8 | 4 | 3 | 3 | 0 | 2 | 16 |
| McCarrroll | 17 | 3-7 | 0-1 | 0-1 | 2 | 1 | 1 | 0 | 1 | 0 | 6 |
| Graves | 5 | 0-1 | 0-0 | 0-0 | 1 | 2 | 0 | 0 | 0 | 1 | 0 |
| Demetris | 3 | 0-0 | 0-0 | 0-0 | 0 | 0 | 0 | 0 | 0 | 0 | 0 |
| team | | | | | | | | | | | 1 |
| TOTALS 200 | 21-59 | 2-10 | 15-19 | 40 | 17 | 10 | 9 | 3 | 7 | 59 | |
| | (.356) | (.200) | (.789) | | | | | | | | |

SCORING BY HALVES

| | | | |
|------------|----|----|----|
| Wisconsin | 26 | 29 | 55 |
| Pittsburgh | 26 | 33 | 59 |

2005

(6) UW 57 • (11) Northern Iowa 52

**March 18, 2005 • Oklahoma City, Okla.
Ford Center (18,567)**

No. 6 seed Wisconsin got a combined 31 points from point guards Sharif Chambliss and Kamron Taylor as they held off a pesky Northern Iowa (No. 11 seed) team to win 57-52 in the first round of the 2005 NCAA Tournament in Oklahoma City. The Badgers never trailed in the game and led by as many as 16 points in the first half. With 4:08 remaining in the game, UNI's Chris Foster hit a 3-pointer to cut UW's lead to 51-48. Northern Iowa would not score again until four seconds remained, and Taylor hit a jumper in the final minute to give the Badgers some breathing room. Wisconsin's first 15 points came off 3-pointers, and 11 of UW's 20 field goals were treys.

| UNI | MP | FG | 3P | FT | R | F | A | TO | B | S | TP |
|---------------|------------|---------------|---------------|---------------|-----------|-----------|----------|----------|----------|----------|-----------|
| Stout* | 35 | 3-7 | 0-1 | 2-2 | 8 | 1 | 1 | 0 | 1 | 1 | 8 |
| Coleman* | 33 | 4-8 | 0-0 | 0-2 | 10 | 3 | 1 | 1 | 1 | 1 | 8 |
| Crawford* | 37 | 6-14 | 0-5 | 1-1 | 10 | 3 | 1 | 1 | 0 | 1 | 13 |
| Jacobson* | 38 | 8-18 | 3-7 | 1-3 | 3 | 1 | 3 | 4 | 0 | 0 | 20 |
| Foster* | 24 | 1-4 | 1-2 | 0-0 | 1 | 3 | 1 | 2 | 0 | 0 | 3 |
| Little | 12 | 0-0 | 0-0 | 0-0 | 0 | 2 | 0 | 0 | 0 | 0 | 0 |
| McKowen | 11 | 0-2 | 0-2 | 0-0 | 0 | 2 | 1 | 0 | 0 | 1 | 0 |
| Godfread | 5 | 0-0 | 0-0 | 0-0 | 0 | 0 | 0 | 0 | 0 | 0 | 0 |
| Schmidt | 5 | 0-0 | 0-0 | 0-0 | 0 | 0 | 0 | 0 | 0 | 0 | 0 |
| team | | | | | 3 | | | | | | |
| TOTALS | 200 | 22-53 | 4-17 | 4-8 | 35 | 15 | 8 | 8 | 2 | 4 | 52 |
| | | (.415) | (.235) | (.500) | | | | | | | |

| UW | MP | FG | 3P | FT | R | F | A | TO | B | S | TP |
|---------------|------------|---------------|---------------|---------------|-----------|-----------|-----------|----------|----------|----------|-----------|
| Tucker* | 35 | 2-8 | 0-3 | 2-2 | 5 | 1 | 2 | 3 | 0 | 0 | 6 |
| Wilkinson* | 32 | 3-6 | 1-3 | 0-2 | 11 | 1 | 3 | 2 | 0 | 0 | 7 |
| Morley* | 28 | 0-3 | 0-1 | 0-0 | 4 | 4 | 6 | 1 | 1 | 1 | 0 |
| Chambliss* | 26 | 5-11 | 5-10 | 0-0 | 3 | 1 | 0 | 1 | 0 | 1 | 15 |
| Hanson* | 30 | 2-5 | 2-3 | 0-0 | 3 | 1 | 1 | 0 | 0 | 0 | 6 |
| Taylor | 20 | 5-9 | 2-5 | 4-6 | 0 | 1 | 2 | 1 | 0 | 1 | 16 |
| Nixon | 10 | 1-2 | 1-1 | 0-0 | 1 | 0 | 0 | 0 | 1 | 0 | 3 |
| Helmigk | 8 | 2-3 | 0-0 | 0-0 | 0 | 2 | 0 | 0 | 0 | 0 | 4 |
| Butch | 6 | 0-0 | 0-0 | 0-0 | 0 | 2 | 0 | 0 | 0 | 0 | 0 |
| Flowers | 5 | 0-1 | 0-0 | 0-0 | 1 | 0 | 0 | 0 | 0 | 0 | 0 |
| team | | | | | 2 | | | | | | |
| TOTALS | 200 | 20-48 | 11-26 | 6-10 | 30 | 13 | 14 | 8 | 2 | 3 | 57 |
| | | (.417) | (.423) | (.600) | | | | | | | |

SCORING BY HALVES

| | | | |
|---------------|----|----|----|
| Northern Iowa | 22 | 30 | 52 |
| Wisconsin | 30 | 27 | 57 |

(6) UW 71 • (14) Bucknell 62

**March 20, 2005 • Oklahoma City, Okla.
Ford Center (18,567)**

Behind 55 points and 24 rebounds from its starting frontcourt, Wisconsin defeated No. 14 seed Bucknell 71-62 in Oklahoma City. The Badgers, who led by as many as 13 points in the first half, trailed for the first time in the game when Bucknell's Donald Brown scored to make it 44-43 with 10:20 remaining. Two minutes later, Zach Morley scored off a tip-in to give UW a lead it would never relinquish. That started a 17-5 UW run. Mike Wilkinson and Alando Tucker combined for 13 points during that run.

| BUCK | MP | FG | 3P | FT | R | F | A | TO | B | S | TP |
|---------------|------------|---------------|---------------|---------------|-----------|-----------|-----------|-----------|----------|----------|-----------|
| Mastropaolo* | 16 | 0-1 | 0-0 | 0-0 | 0 | 4 | 0 | 2 | 0 | 0 | 0 |
| Lee* | 34 | 4-13 | 0-3 | 0-0 | 7 | 5 | 1 | 1 | 0 | 2 | 8 |
| McNaughton* | 31 | 10-14 | 0-1 | 3-4 | 4 | 2 | 1 | 2 | 1 | 1 | 23 |
| Badmus* | 32 | 1-2 | 1-1 | 2-2 | 2 | 3 | 4 | 2 | 0 | 0 | 5 |
| Bettencourt* | 31 | 1-9 | 1-6 | 0-0 | 2 | 4 | 6 | 3 | 0 | 0 | 3 |
| Niesz | 20 | 1-1 | 0-0 | 3-3 | 4 | 2 | 0 | 0 | 1 | 0 | 5 |
| Brown | 17 | 3-6 | 0-0 | 0-0 | 4 | 2 | 0 | 0 | 0 | 0 | 6 |
| Griffin | 12 | 2-3 | 2-3 | 3-3 | 1 | 2 | 1 | 0 | 0 | 1 | 9 |
| Clark | 4 | 0-0 | 0-0 | 0-0 | 0 | 0 | 0 | 0 | 0 | 0 | 0 |
| McClymont | 3 | 0-0 | 0-0 | 0-2 | 2 | 0 | 0 | 0 | 0 | 0 | 0 |
| Mack | 0+ | 0-0 | 0-0 | 0-0 | 0 | 0 | 0 | 0 | 0 | 0 | 0 |
| Morrison | 0+ | 0-0 | 0-0 | 0-0 | 1 | 0 | 0 | 0 | 0 | 0 | 0 |
| Thomas | 0+ | 1-1 | 1-1 | 0-0 | 0 | 0 | 0 | 0 | 0 | 0 | 3 |
| TEAM | | | | | 2 | | | | | | |
| TOTALS | 200 | 23-50 | 5-15 | 11-14 | 29 | 24 | 13 | 10 | 2 | 4 | 62 |
| | | (.460) | (.333) | (.786) | | | | | | | |

| UW | MP | FG | 3P | FT | R | F | A | TO | B | S | TP |
|---------------|------------|---------------|---------------|---------------|-----------|-----------|-----------|----------|----------|----------|-----------|
| Tucker* | 36 | 1-6 | 0-1 | 15-18 | 7 | 0 | 3 | 2 | 0 | 0 | 17 |
| Morley* | 30 | 6-7 | 3-4 | 0-0 | 8 | 3 | 1 | 1 | 0 | 1 | 15 |
| Wilkinson* | 38 | 9-15 | 0-0 | 5-7 | 9 | 2 | 1 | 1 | 1 | 3 | 23 |
| Chambliss* | 24 | 2-6 | 1-4 | 0-0 | 1 | 3 | 4 | 0 | 0 | 0 | 5 |
| Hanson* | 33 | 2-5 | 2-4 | 2-4 | 0 | 1 | 1 | 0 | 0 | 0 | 8 |
| Taylor | 28 | 1-6 | 1-4 | 0-0 | 0 | 1 | 3 | 2 | 0 | 1 | 3 |
| Nixon | 4 | 0-0 | 0-0 | 0-0 | 0 | 1 | 0 | 1 | 0 | 0 | 0 |
| Butch | 3 | 0-1 | 0-0 | 0-0 | 0 | 0 | 0 | 0 | 0 | 0 | 0 |
| Flowers | 2 | 0-0 | 0-0 | 0-0 | 0 | 0 | 0 | 0 | 0 | 0 | 0 |
| Helmigk | 2 | 0-0 | 0-0 | 0-0 | 0 | 1 | 1 | 0 | 0 | 0 | 0 |
| Bronson | 0+ | 0-0 | 0-0 | 0-0 | 0 | 0 | 0 | 0 | 0 | 0 | 0 |
| Chappell | 0+ | 0-0 | 0-0 | 0-0 | 0 | 0 | 0 | 0 | 0 | 0 | 0 |
| Stiemsma | 0+ | 0-0 | 0-0 | 0-0 | 0 | 0 | 0 | 0 | 0 | 0 | 0 |
| team | | | | | 5 | | | | | | |
| TOTALS | 200 | 21-46 | 7-17 | 22-29 | 30 | 12 | 14 | 7 | 1 | 5 | 71 |
| | | (.457) | (.412) | (.759) | | | | | | | |

SCORING BY HALVES

| | | | |
|-----------|----|----|----|
| Bucknell | 29 | 33 | 62 |
| Wisconsin | 35 | 36 | 71 |

(6) UW 65 • (10) NC State 56

**March 25, 2005 • Syracuse, N.Y.
Carrier Dome (30,713)**

Wisconsin overcame a nine-point halftime deficit to defeat 10th-seeded NC State in the Sweet 16 in Syracuse, N.Y. The Badgers opened the second half with a 13-4 run, making three 3-pointers after not hitting one in the first half. After Engin Astur gave NC State a 37-34 lead, UW went on a 13-0 run with Alando Tucker scoring 10 of those points. NC State never got closer than four points the rest of the way. After shooting just .389 from the field in the first half, the Badgers were 14-of-24 (.583) in the second stanza.

| NC ST. | MP | FG | 3P | FT | R | F | A | TO | B | S | TP |
|-------------------|---------------|---------------|---------------|-----------|-----------|-----------|-----------|----------|----------|-----------|----|
| Hodge* | 36 | 4-16 | 0-2 | 6-8 | 5 | 3 | 5 | 3 | 0 | 2 | 14 |
| Brackman*14 | | 0-1 | 0-0 | 0-0 | 2 | 5 | 0 | 2 | 1 | 0 | 0 |
| Evtimov* | 38 | 2-10 | 2-7 | 2-2 | 4 | 4 | 3 | 5 | 0 | 3 | 8 |
| Bennerman*31 | | 4-6 | 2-3 | 0-1 | 3 | 3 | 1 | 0 | 0 | 0 | 10 |
| Atsur* | 40 | 6-12 | 4-8 | 0-0 | 0 | 4 | 3 | 0 | 0 | 4 | 16 |
| Collins | 19 | 1-1 | 1-1 | 0-0 | 2 | 2 | 0 | 2 | 1 | 0 | 3 |
| Grant | 11 | 1-3 | 0-1 | 0-0 | 0 | 3 | 0 | 1 | 0 | 0 | 2 |
| Simmons | 9 | 1-1 | 0-0 | 1-2 | 1 | 1 | 0 | 0 | 3 | 0 | 3 |
| Bethel | 2 | 0-0 | 0-0 | 0-0 | 0 | 0 | 0 | 0 | 0 | 0 | 0 |
| team | | | | | | | | | | | 4 |
| TOTALS 200 | 19-50 | 9-22 | 9-13 | 21 | 25 | 12 | 13 | 5 | 9 | 56 | |
| | (.380) | (.409) | (.692) | | | | | | | | |

| UW | MP | FG | 3P | FT | R | F | A | TO | B | S | TP |
|-------------------|---------------|---------------|---------------|-----------|-----------|----------|-----------|----------|----------|-----------|----|
| Tucker* | 39 | 9-17 | 0-2 | 4-6 | 1 | 1 | 1 | 3 | 0 | 1 | 22 |
| Morley* | 35 | 3-5 | 0-0 | 4-5 | 8 | 3 | 2 | 2 | 0 | 1 | 10 |
| Wilkinson*31 | | 5-8 | 0-0 | 7-8 | 5 | 3 | 1 | 5 | 0 | 0 | 17 |
| Chambliss*30 | | 2-4 | 2-4 | 1-2 | 7 | 0 | 1 | 3 | 0 | 0 | 7 |
| Hanson* | 32 | 2-5 | 2-4 | 0-0 | 3 | 1 | 2 | 0 | 0 | 0 | 6 |
| Taylor | 11 | 0-2 | 0-0 | 1-2 | 3 | 0 | 0 | 1 | 0 | 0 | 1 |
| Nixon | 8 | 0-0 | 0-0 | 0-0 | 2 | 0 | 0 | 0 | 0 | 0 | 0 |
| Chappell | 6 | 0-0 | 0-0 | 0-0 | 1 | 1 | 0 | 2 | 0 | 0 | 0 |
| Helmigk | 5 | 0-1 | 0-0 | 2-2 | 1 | 1 | 0 | 2 | 0 | 0 | 2 |
| Butch | 3 | 0-0 | 0-0 | 0-0 | 0 | 2 | 0 | 0 | 0 | 0 | 0 |
| team | | | | | | | | | | | 6 |
| TOTALS 200 | 21-42 | 4-10 | 19-25 | 35 | 14 | 7 | 18 | 0 | 2 | 65 | |
| | (.500) | (.400) | (.760) | | | | | | | | |

SCORING BY HALVES

| | | | |
|------------|----|----|----|
| N.C. State | 30 | 26 | 56 |
| Wisconsin | 21 | 44 | 65 |

(1) North Carolina 88 • (6) UW 82

**March 25, 2005 • Syracuse, N.Y.
Carrier Dome (30,123)**

In an exciting, down-to-the-wire game, Wisconsin fell to No. 1 seed and eventual national champion North Carolina, 88-82, in the Syracuse Regional Final. After trailing most of the first half, UW went on an 11-0 run to go into halftime tied at 44-44. Alando Tucker scored the first five points of the second half to give Wisconsin a 49-44 lead with 17:42 left. UNC then unleashed a 14-0 run to open up a nine-point lead. The Badgers would not go away, though, three times cutting the Tar Heel lead to one point. UW trailed by three after Kammron Taylor hit a 3-pointer with 56 seconds left but North Carolina made 7-of-8 free throws down the stretch to advance to the Final Four. Wisconsin's Alando Tucker and Clayton Hanson were both named to the Syracuse Regional All-Tournament team.

| UW | MP | FG | 3P | FT | R | F | A | TO | B | S | TP |
|-------------------|---------------|---------------|---------------|-----------|-----------|-----------|-----------|----------|----------|-----------|----|
| Tucker* | 33 | 9-17 | 0-4 | 7-9 | 2 | 4 | 2 | 0 | 0 | 1 | 25 |
| Morley* | 20 | 0-1 | 0-0 | 0-0 | 3 | 3 | 3 | 2 | 0 | 1 | 0 |
| Wilkinson*39 | | 5-11 | 1-2 | 0-0 | 7 | 4 | 5 | 3 | 0 | 2 | 11 |
| Chambliss*26 | | 3-7 | 3-6 | 0-0 | 3 | 2 | 4 | 2 | 0 | 0 | 9 |
| Hanson* | 32 | 5-8 | 5-8 | 0-0 | 2 | 0 | 1 | 1 | 0 | 1 | 15 |
| Taylor | 28 | 6-12 | 2-3 | 4-4 | 3 | 2 | 1 | 2 | 0 | 0 | 18 |
| Nixon | 6 | 1-2 | 0-0 | 0-0 | 1 | 2 | 0 | 1 | 0 | 0 | 2 |
| Flowers | 5 | 0-1 | 0-1 | 0-0 | 2 | 0 | 0 | 0 | 0 | 0 | 0 |
| Butch | 4 | 0-0 | 0-0 | 0-0 | 1 | 0 | 0 | 0 | 0 | 0 | 0 |
| Helmigk | 4 | 0-1 | 0-0 | 0-0 | 1 | 0 | 1 | 0 | 0 | 0 | 0 |
| Stiemsma | 3 | 1-1 | 0-0 | 0-0 | 0 | 0 | 0 | 0 | 0 | 0 | 2 |
| team | | | | | | | | | | | 4 |
| TOTALS 200 | 30-61 | 11-24 | 11-13 | 29 | 17 | 17 | 12 | 0 | 5 | 82 | |
| | (.492) | (.458) | (.846) | | | | | | | | |

| UNC | MP | FG | 3P | FT | R | F | A | TO | B | S | TP |
|-------------------|---------------|---------------|---------------|-----------|-----------|-----------|----------|----------|----------|-----------|----|
| J. Williams*21 | | 3-6 | 0-3 | 0-0 | 2 | 0 | 1 | 0 | 1 | 0 | 6 |
| McCants*31 | | 8-17 | 3-6 | 2-4 | 4 | 2 | 4 | 0 | 1 | 0 | 21 |
| May* | 34 | 13-19 | 0-0 | 3-4 | 12 | 2 | 2 | 1 | 2 | 0 | 29 |
| Felton* | 33 | 5-11 | 1-5 | 6-6 | 5 | 2 | 7 | 3 | 1 | 0 | 17 |
| Manuel* | 27 | 2-2 | 0-0 | 0-0 | 2 | 3 | 1 | 1 | 0 | 3 | 4 |
| M. Williams21 | | 1-6 | 0-1 | 4-4 | 3 | 2 | 1 | 1 | 0 | 2 | 6 |
| Noel | 16 | 1-2 | 0-0 | 0-0 | 3 | 3 | 1 | 1 | 0 | 0 | 2 |
| Scott | 15 | 1-1 | 1-1 | 0-0 | 0 | 1 | 1 | 2 | 0 | 0 | 3 |
| Thomas | 2 | 0-0 | 0-0 | 0-0 | 0 | 0 | 1 | 0 | 0 | 0 | 0 |
| team | | | | | | | | | | | 2 |
| TOTALS 200 | 34-64 | 5-16 | 15-18 | 33 | 15 | 19 | 9 | 5 | 5 | 88 | |
| | (.531) | (.313) | (.833) | | | | | | | | |

SCORING BY HALVES

| | | | |
|----------------|----|----|----|
| Wisconsin | 44 | 38 | 82 |
| North Carolina | 44 | 44 | 88 |

2006

(8) Arizona 94 • (9) UW 75

March 17, 2006 • Philadelphia, Pa.
Wachovia Center (19,990)

The ninth-seeded Wisconsin Badgers fell behind early, 24-8, and never recovered in a 94-75 loss to No. 8-seed Arizona in a first-round NCAA Tournament game at the Wachovia Center. UW got 19 points from Alando Tucker, 12 points from Kammron Taylor and 11 points from Michael Flowers. Arizona's Hassan Adams led all scorers with 21 points. The Wildcats shot a season-high 59.3 percent from the field, made 50 percent (5 of 10) of their 3-point attempts and connected on 19 of 23 (82.6 percent) free throw tries. Arizona also held a 36-27 rebounding advantage, totaled nine steals and committed only nine turnovers. Wisconsin knocked down 10 3-pointers, including six in the second half, but couldn't get within single digits of the Wildcats.

| UW | MP | FG | 3P | FT | R | F | A | TO | B | S | TP |
|---------------|------------|--------------|--------------|--------------|-----------|-----------|-----------|-----------|----------|----------|-----------|
| Butch* | 19 | 1-4 | 0-2 | 4-4 | 1 | 5 | 2 | 0 | 0 | 1 | 6 |
| Tucker* | 37 | 5-15 | 1-1 | 8-14 | 4 | 0 | 2 | 2 | 0 | 1 | 19 |
| Chappell* | 19 | 4-6 | 0-0 | 0-0 | 2 | 3 | 1 | 2 | 0 | 0 | 8 |
| Nixon* | 22 | 2-4 | 2-3 | 0-0 | 5 | 1 | 2 | 0 | 1 | 0 | 6 |
| Taylor* | 31 | 4-11 | 4-7 | 0-0 | 0 | 0 | 4 | 3 | 0 | 1 | 12 |
| Flowers | 29 | 4-8 | 2-4 | 1-1 | 2 | 2 | 4 | 2 | 1 | 1 | 11 |
| Krabbenhof25 | 3-6 | 1-2 | 2-3 | 4 | 2 | 4 | 1 | 0 | 0 | 0 | 9 |
| Gullikson | 14 | 2-4 | 0-0 | 0-0 | 2 | 3 | 0 | 0 | 1 | 0 | 4 |
| Bronson | 2 | 0-0 | 0-0 | 0-0 | 0 | 1 | 0 | 0 | 0 | 0 | 0 |
| Barry | 1 | 0-0 | 0-0 | 0-0 | 0 | 0 | 0 | 0 | 0 | 0 | 0 |
| Cain | 1 | 0-0 | 0-0 | 0-0 | 0 | 0 | 0 | 0 | 0 | 0 | 0 |
| team | | | | | | | | | | | 7 |
| Totals | 200 | 25-58 | 10-20 | 15-22 | 27 | 17 | 19 | 10 | 3 | 4 | 75 |

(.431) (.500) (.682)

| ARIZ | MP | FG | 3P | FT | R | F | A | TO | B | S | TP |
|---------------|------------|--------------|-------------|--------------|-----------|-----------|-----------|----------|----------|----------|-----------|
| Williams* | 29 | 3-10 | 1-3 | 3-3 | 7 | 2 | 2 | 1 | 2 | 3 | 10 |
| Radenovic*34 | 8-12 | 0-1 | 2-2 | 7 | 3 | 2 | 3 | 1 | 0 | 0 | 18 |
| Walters* | 16 | 2-2 | 0-0 | 2-2 | 2 | 4 | 0 | 1 | 1 | 2 | 6 |
| Shakur* | 37 | 6-13 | 3-5 | 2-4 | 5 | 1 | 9 | 2 | 1 | 2 | 17 |
| Adams* | 23 | 10-14 | 0-0 | 1-2 | 2 | 3 | 3 | 0 | 0 | 1 | 21 |
| Brielmaier | 25 | 3-3 | 0-0 | 4-4 | 8 | 2 | 0 | 0 | 0 | 0 | 10 |
| Dillon | 15 | 0-1 | 0-0 | 2-2 | 0 | 1 | 2 | 0 | 0 | 0 | 2 |
| Rodgers | 13 | 2-2 | 1-1 | 3-4 | 2 | 2 | 0 | 1 | 0 | 1 | 8 |
| Onobun | 5 | 0-1 | 0-0 | 0-0 | 2 | 1 | 0 | 1 | 1 | 0 | 0 |
| Bagga | 1 | 1-1 | 0-0 | 0-0 | 0 | 0 | 0 | 0 | 0 | 0 | 2 |
| Prince | 1 | 0-0 | 0-0 | 0-0 | 0 | 0 | 0 | 0 | 0 | 0 | 0 |
| Tangara | 1 | 0-0 | 0-0 | 0-0 | 1 | 0 | 1 | 0 | 0 | 0 | 0 |
| team | | | | | | | | | | | 0 |
| Totals | 200 | 35-59 | 5-10 | 19-23 | 36 | 19 | 19 | 9 | 6 | 9 | 94 |

(.593) (.500) (.826)

SCORING BY HALVES

| | | | |
|-----------|----|----|----|
| Wisconsin | 34 | 41 | 75 |
| Arizona | 46 | 48 | 94 |

2007

(2) UW 76 • (15) Texas AM-C.C. 63

March 16, 2007 • Chicago, Ill.
United Center (18,237)

No. 2 seed Wisconsin overcame a slow start, scoring 57 points in the second half, to knock off 15th-seeded Texas A&M-Corpus Christi at the United Center. The Islanders jumped out to a 10-0 lead and led by as many as 18 points in the first half. TAMU-CC still held a 12-point lead with 14:41 left in the game before UW started its decisive rally. The Badgers scored 48 points in the final 14-plus minutes with Kammron Taylor scoring all 24 of his points during that stretch. At one point, Taylor scored 14 straight points for UW. He led all scorers while Alando Tucker chipped in with 23.

| UW | MP | FG | 3P | FT | R | F | A | TO | B | S | TP |
|---------------|------------|--------------|-------------|--------------|-----------|-----------|-----------|-----------|----------|----------|-----------|
| Landry* | 23 | 2-3 | 0-0 | 3-4 | 7 | 3 | 0 | 0 | 1 | 2 | 7 |
| Tucker* | 35 | 6-17 | 2-4 | 9-10 | 5 | 4 | 1 | 0 | 0 | 0 | 23 |
| Chappell* | 11 | 0-1 | 0-0 | 0-0 | 2 | 4 | 1 | 1 | 0 | 2 | 0 |
| Flowers* | 20 | 1-4 | 0-2 | 2-3 | 6 | 3 | 1 | 2 | 1 | 1 | 4 |
| Taylor* | 38 | 7-15 | 3-8 | 7-9 | 1 | 0 | 3 | 2 | 0 | 2 | 24 |
| Bohannon | 26 | 3-8 | 2-5 | 2-2 | 0 | 2 | 3 | 1 | 1 | 1 | 10 |
| Krabbenhof19 | 2-2 | 0-0 | 0-0 | 2 | 2 | 1 | 1 | 0 | 0 | 0 | 4 |
| Stiemsma | 17 | 1-3 | 0-0 | 2-2 | 6 | 3 | 3 | 1 | 1 | 0 | 3 |
| Hughes | 8 | 0-1 | 0-1 | 0-0 | 2 | 0 | 0 | 1 | 0 | 0 | 0 |
| Bronson | 1 | 0-0 | 0-0 | 0-0 | 0 | 0 | 0 | 0 | 0 | 0 | 0 |
| Cain | 1 | 0-0 | 0-0 | 0-0 | 0 | 0 | 0 | 0 | 0 | 0 | 0 |
| Gullikson | 1 | 0-1 | 0-0 | 0-0 | 0 | 0 | 0 | 0 | 0 | 0 | 0 |
| team | | | | | | | | | | | 3 |
| Totals | 200 | 22-55 | 7-20 | 25-30 | 21 | 21 | 13 | 10 | 4 | 8 | 76 |

(.400) (.350) (.833)

| TAM-CC | MP | FG | 3P | FT | R | F | A | TO | B | S | TP |
|---------------|------------|--------------|-------------|--------------|-----------|-----------|-----------|-----------|----------|----------|-----------|
| Meniffee* | 24 | 2-4 | 0-1 | 0-2 | 4 | 4 | 4 | 1 | 1 | 0 | 4 |
| Engelken* | 19 | 2-2 | 0-0 | 2-2 | 1 | 3 | 2 | 1 | 0 | 0 | 6 |
| Daniels* | 34 | 7-14 | 1-3 | 5-6 | 9 | 3 | 0 | 4 | 4 | 1 | 20 |
| Ervin* | 29 | 2-4 | 1-1 | 0-0 | 5 | 2 | 3 | 4 | 0 | 0 | 5 |
| Mitchell* | 30 | 3-8 | 3-4 | 2-4 | 3 | 5 | 7 | 4 | 0 | 2 | 11 |
| Smith | 22 | 1-3 | 0-0 | 2-2 | 6 | 4 | 0 | 3 | 0 | 1 | 4 |
| Washington | 20 | 2-5 | 1-2 | 2-4 | 1 | 2 | 0 | 0 | 0 | 0 | 7 |
| Johnson | 10 | 1-3 | 0-0 | 2-3 | 0 | 1 | 0 | 0 | 0 | 0 | 4 |
| Slatnick | 8 | 0-3 | 0-1 | 2-2 | 1 | 1 | 0 | 0 | 0 | 0 | 2 |
| Nelson | 4 | 0-0 | 0-0 | 0-0 | 0 | 1 | 0 | 0 | 0 | 1 | 0 |
| team | | | | | | | | | | | 4 |
| Totals | 200 | 20-46 | 6-12 | 17-25 | 34 | 26 | 16 | 17 | 5 | 5 | 63 |

(.435) (.500) (.680)

SCORING BY HALVES

| | | | |
|----------------|----|----|----|
| Texas A&M-C.C. | 27 | 36 | 63 |
| Wisconsin | 19 | 57 | 76 |

(7) UNLV 74 • (2) UW 68

**March 18, 2007 • Chicago, Ill.
United Center (20,916)**

Wisconsin's record-setting season came to a close with a 74-68 loss to No. 7 seed UNLV. The Badgers again started slowly, only to rally in the second half. UW trailed by as many as 13 points but used a 16-2 run to take a 53-48 lead with 8:19 left in the game. UNLV's Kevin Kruger got hot after that, though, scoring 12 points in a span of 4:27 to lead UNLV to the win. Kammron Taylor again led all scorers with 24 points, including 19 in the second half. UNLV's Wendell White finished with 22 points as the Runnin' Rebels connected on 10-of-20 3-pointers.

| UW | MP | FG | 3P | FT | R | F | A | TO | B | S | TP |
|---------------|------------|---------------|---------------|---------------|-----------|-----------|-----------|----------|----------|----------|-----------|
| Landry* | 27 | 2-6 | 0-1 | 0-0 | 3 | 3 | 2 | 2 | 1 | 2 | 4 |
| Tucker* | 39 | 4-11 | 1-6 | 8-13 | 7 | 1 | 3 | 0 | 0 | 1 | 17 |
| Chappell* | 18 | 2-3 | 0-0 | 0-0 | 2 | 1 | 1 | 0 | 0 | 1 | 4 |
| Flowers* | 19 | 3-5 | 0-1 | 3-4 | 3 | 5 | 3 | 2 | 0 | 1 | 9 |
| Taylor* | 36 | 6-16 | 3-10 | 9-9 | 2 | 2 | 2 | 3 | 0 | 0 | 24 |
| Bohannon | 30 | 3-6 | 1-3 | 0-0 | 6 | 2 | 1 | 1 | 0 | 1 | 7 |
| Krabbenhof | 16 | 0-3 | 0-0 | 0-0 | 4 | 5 | 1 | 0 | 0 | 0 | 0 |
| Stiemsma | 8 | 1-1 | 0-0 | 1-1 | 1 | 2 | 1 | 0 | 0 | 0 | 3 |
| Hughes | 7 | 0-0 | 0-0 | 0-0 | 0 | 0 | 0 | 0 | 0 | 0 | 0 |
| Gullikson | 1 | 0-1 | 0-0 | 0-0 | 0 | 0 | 0 | 0 | 0 | 0 | 0 |
| team | | | | | 3 | | | | | | |
| Totals | 200 | 21-51 | 5-21 | 21-27 | 31 | 21 | 14 | 8 | 0 | 6 | 68 |
| | | (.412) | (.238) | (.778) | | | | | | | |

| UNLV | MP | FG | 3P | FT | R | F | A | TO | B | S | TP |
|---------------|------------|---------------|---------------|---------------|-----------|-----------|-----------|----------|----------|----------|-----------|
| Essengue* | 29 | 3-6 | 0-0 | 3-3 | 9 | 4 | 0 | 3 | 0 | 1 | 9 |
| Adams* | 27 | 3-10 | 3-6 | 0-0 | 2 | 2 | 0 | 1 | 0 | 1 | 9 |
| Kruger* | 37 | 4-10 | 4-9 | 4-5 | 6 | 0 | 7 | 0 | 1 | 0 | 16 |
| Umeh* | 37 | 2-6 | 1-3 | 2-2 | 7 | 4 | 3 | 2 | 0 | 0 | 7 |
| White* | 29 | 8-12 | 0-0 | 6-6 | 3 | 2 | 1 | 1 | 1 | 1 | 22 |
| Terry | 13 | 2-3 | 1-1 | 1-4 | 0 | 3 | 1 | 1 | 0 | 0 | 6 |
| Anthony | 11 | 1-3 | 0-0 | 0-0 | 2 | 3 | 1 | 1 | 0 | 0 | 6 |
| Darger | 9 | 1-2 | 1-1 | 0-0 | 0 | 3 | 0 | 0 | 0 | 0 | 3 |
| Bailey | 3 | 0-0 | 0-0 | 0-0 | 0 | 1 | 0 | 0 | 0 | 0 | 0 |
| Lawrence | 3 | 0-0 | 0-0 | 0-0 | 1 | 0 | 0 | 0 | 0 | 0 | 0 |
| Rougeau | 2 | 0-0 | 0-0 | 0-0 | 0 | 0 | 0 | 0 | 0 | 0 | 0 |
| team | | | | | 3 | | | | | | |
| Totals | 200 | 24-52 | 10-20 | 16-20 | 33 | 22 | 14 | 8 | 2 | 3 | 74 |
| | | (.462) | (.500) | (.800) | | | | | | | |

SCORING BY HALVES

| | | | |
|-----------|----|----|----|
| UNLV | 39 | 35 | 74 |
| Wisconsin | 27 | 41 | 68 |

2008

(3) UW 71 • (14) Cal St. Fullerton 56

**March 20, 2008 • Omaha, Neb.
Qwest Center (17,162)**

As a No. 3 seed, Wisconsin opened up the 2008 NCAA Tournament with a 71-56 win over 14th-seeded Cal State Fullerton behind double-digit scoring from Brian Butch (14), Joe Krabbenhof (13) and Jason Bohannon (13). The Titans gave the Badgers a good fight in the first half, entering the locker room only trailing 30-28. Wisconsin opened up the second half with a little run, and by the 10-minute mark, was up 52-40. The Badgers out-rebounded the Titans 50-27 and held them to only 36 percent shooting even though Josh Akognon scored a game-high 31 points. UW tied the school record of 30 wins set in 2007.

| UW | MP | FG | 3P | FT | R | F | A | TO | B | S | TP |
|---------------|------------|---------------|---------------|---------------|-----------|-----------|-----------|-----------|----------|----------|-----------|
| Landry* | 34 | 3-11 | 0-1 | 2-2 | 12 | 1 | 1 | 1 | 2 | 1 | 8 |
| Krabbenhof* | 31 | 5-7 | 1-1 | 2-2 | 9 | 2 | 0 | 5 | 2 | 0 | 13 |
| Butch* | 29 | 7-14 | 0-1 | 0-3 | 9 | 0 | 1 | 3 | 1 | 0 | 14 |
| Hughes* | 23 | 2-6 | 0-3 | 4-7 | 2 | 3 | 4 | 3 | 0 | 4 | 8 |
| Flowers* | 39 | 3-10 | 1-5 | 2-3 | 6 | 3 | 4 | 2 | 0 | 2 | 9 |
| Bohannon | 33 | 2-7 | 1-5 | 8-8 | 3 | 0 | 2 | 1 | 0 | 0 | 13 |
| Stiemsma | 8 | 3-4 | 0-0 | 0-0 | 4 | 2 | 1 | 1 | 2 | 1 | 6 |
| Bronson | 1 | 0-0 | 0-0 | 0-0 | 1 | 0 | 0 | 0 | 0 | 0 | 0 |
| Jarmusz | 1 | 0-0 | 0-0 | 0-0 | 1 | 0 | 0 | 0 | 0 | 0 | 0 |
| Leuer | 1 | 0-0 | 0-0 | 0-0 | 0 | 0 | 0 | 0 | 0 | 0 | 0 |
| team | | | | | 3 | | | | 1 | | |
| Totals | 200 | 25-59 | 3-16 | 18-25 | 50 | 11 | 13 | 17 | 7 | 8 | 71 |
| | | (.424) | (.188) | (.720) | | | | | | | |

| CSF | MP | FG | 3P | FT | R | F | A | TO | B | S | TP |
|---------------|------------|---------------|---------------|---------------|-----------|-----------|----------|-----------|----------|----------|-----------|
| Cutley* | 35 | 3-9 | 1-2 | 2-4 | 3 | 2 | 2 | 4 | 0 | 0 | 9 |
| Robinson* | 23 | 5-11 | 1-2 | 0-0 | 3 | 5 | 2 | 2 | 0 | 0 | 11 |
| Morgan* | 25 | 1-3 | 0-0 | 0-0 | 2 | 4 | 0 | 2 | 0 | 0 | 2 |
| Akognon* | 37 | 11-23 | 5-12 | 4-5 | 8 | 2 | 0 | 3 | 0 | 3 | 31 |
| Reed* | 27 | 1-3 | 0-0 | 1-4 | 2 | 4 | 3 | 0 | 0 | 3 | 3 |
| Crenshaw | 17 | 0-3 | 0-3 | 0-0 | 0 | 2 | 0 | 1 | 0 | 0 | 0 |
| Lassiter | 16 | 0-3 | 0-2 | 0-0 | 0 | 2 | 0 | 1 | 0 | 2 | 0 |
| Green | 15 | 0-2 | 0-0 | 0-0 | 2 | 2 | 0 | 0 | 0 | 1 | 0 |
| Alexander | 4 | 0-1 | 0-0 | 0-0 | 0 | 2 | 0 | 1 | 0 | 0 | 0 |
| Lima | 1 | 0-0 | 0-0 | 0-0 | 0 | 0 | 0 | 0 | 0 | 0 | 0 |
| team | | | | | 7 | | | | | | |
| Totals | 200 | 21-58 | 7-21 | 7-13 | 27 | 25 | 7 | 14 | 0 | 9 | 56 |
| | | (.362) | (.333) | (.538) | | | | | | | |

SCORING BY HALVES

| | | | |
|---------------------|----|----|----|
| Cal State Fullerton | 28 | 28 | 56 |
| Wisconsin | 30 | 41 | 71 |

(3) UW 72 • (11) Kansas State 55

**March 22, 2008 • Omaha, Neb.
Qwest Center (17,162)**

Wisconsin advanced to the Sweet Sixteen for the fourth time in school history as it defeated the No. 11 seed Kansas State in the second round. Trevon Hughes matched a career-high 25 points, while Greg Stiemsma scored a career-high 14 points and grabbed seven rebounds as he shut down KSU freshman phenom Michael Beasley in the second half and the Badgers set a program record with their 31st win. Michael Flowers quietly tallied 15 points and the Badger defense held the Wildcats without a 3-pointer (0-13) for the first time in 348 games.

| UW | MP | FG | 3P | FT | R | F | A | TO | B | S | TP |
|----------------|------------|---------------|---------------|---------------|-----------|-----------|-----------|-----------|----------|----------|-----------|
| Landry* | 24 | 0-0 | 0-0 | 2-4 | 0 | 3 | 2 | 2 | 0 | 1 | 2 |
| Krabbenhoft*31 | 1-5 | 0-2 | 0-0 | 5 | 3 | 0 | 1 | 0 | 0 | 0 | 2 |
| Butch* | 23 | 3-7 | 1-3 | 2-4 | 4 | 3 | 0 | 0 | 0 | 0 | 9 |
| Hughes* | 36 | 8-14 | 4-9 | 5-8 | 2 | 3 | 3 | 1 | 0 | 1 | 25 |
| Flowers* | 33 | 5-6 | 3-3 | 2-2 | 5 | 3 | 4 | 5 | 0 | 1 | 15 |
| Bohannon32 | 1-4 | 1-4 | 2-3 | 1 | 0 | 1 | 1 | 0 | 0 | 0 | 5 |
| Stiemsma | 14 | 6-9 | 0-0 | 2-3 | 7 | 3 | 0 | 0 | 0 | 0 | 14 |
| Jarmusz | 3 | 0-1 | 0-1 | 0-0 | 0 | 0 | 0 | 0 | 0 | 0 | 0 |
| Bronson | 1 | 0-0 | 0-0 | 0-0 | 0 | 0 | 0 | 0 | 0 | 0 | 0 |
| Leuer | 1 | 0-0 | 0-0 | 0-0 | 0 | 0 | 0 | 0 | 0 | 0 | 0 |
| Nankivil | 1 | 0-0 | 0-0 | 0-0 | 0 | 0 | 0 | 0 | 0 | 0 | 0 |
| Valentyn | 1 | 0-0 | 0-0 | 0-0 | 0 | 0 | 0 | 0 | 0 | 0 | 0 |
| team | | | | | 2 | | | | | | |
| Totals | 200 | 24-46 | 9-22 | 15-24 | 26 | 18 | 10 | 10 | 0 | 3 | 72 |
| | | (.522) | (.409) | (.625) | | | | | | | |

| KSU | MP | FG | 3P | FT | R | F | A | TO | B | S | TP |
|---------------|------------|---------------|---------------|---------------|-----------|-----------|----------|-----------|----------|----------|-----------|
| Walker* | 28 | 7-11 | 0-2 | 4-4 | 6 | 5 | 0 | 2 | 0 | 0 | 18 |
| Sutton* | 11 | 0-1 | 0-1 | 2-2 | 2 | 2 | 0 | 0 | 1 | 0 | 2 |
| Beasley* | 37 | 8-19 | 0-4 | 7-7 | 13 | 3 | 0 | 3 | 0 | 2 | 23 |
| Young* | 27 | 2-4 | 0-1 | 0-0 | 3 | 2 | 0 | 1 | 0 | 0 | 4 |
| Stewart* | 32 | 0-4 | 0-1 | 0-0 | 2 | 1 | 2 | 3 | 0 | 1 | 0 |
| Pullen | 22 | 2-7 | 0-3 | 0-2 | 0 | 4 | 1 | 0 | 0 | 0 | 4 |
| Kent | 13 | 1-3 | 0-1 | 0-0 | 2 | 2 | 1 | 2 | 0 | 0 | 2 |
| Anderson | 11 | 1-2 | 0-0 | 0-1 | 1 | 2 | 0 | 2 | 0 | 0 | 2 |
| Brown | 10 | 0-0 | 0-0 | 0-0 | 1 | 1 | 0 | 0 | 0 | 1 | 0 |
| Gilbert | 4 | 0-1 | 0-0 | 0-0 | 0 | 1 | 0 | 0 | 0 | 0 | 0 |
| Colon | 3 | 0-1 | 0-0 | 0-0 | 1 | 0 | 0 | 0 | 0 | 0 | 0 |
| Franklin | 1 | 0-0 | 0-0 | 0-0 | 0 | 0 | 0 | 0 | 0 | 0 | 0 |
| Merriewether1 | 0-0 | 0-0 | 0-0 | 0-0 | 0 | 0 | 0 | 0 | 0 | 0 | 0 |
| team | | | | | 5 | | | | | | |
| Totals | 200 | 21-53 | 0-13 | 13-16 | 36 | 23 | 4 | 13 | 1 | 4 | 55 |
| | | (.396) | (.000) | (.813) | | | | | | | |

SCORING BY HALVES

| | | | |
|--------------|----|----|----|
| Kansas State | 33 | 22 | 55 |
| Wisconsin | 39 | 33 | 72 |

(10) Davidson 73 • (3) UW 56

**March 28, 2008 • Detroit, Mich.
Ford Field (57,028)**

Wisconsin's season came to an end with a 73-56 loss to No. 10 seed Davidson in the Midwest Regional Semifinal. Hot shooting led to a 36-36 tie at halftime. Davidson bested UW early, connecting on 8-of-14 threes compared to Wisconsin's 7-of-17 shooting from long range in the first half. The Badgers were unable to keep up the scoring pace in the second half as Davidson steadily pulled away and outscored UW 37-to-20 after intermission. Wisconsin shot just 23.8 percent in the second half, while Davidson connected on 44.4 percent of their tries. The Wildcats were led by sophomore All-American Stephen Curry - who had 33 points on 11-of-22 shooting - and senior Jason Richards (11 points, 13 assists and zero turnovers). Michael Flowers paced the Badgers with 12 points and six rebounds.

| UW | MP | FG | 3P | FT | R | F | A | TO | B | S | TP |
|----------------|------------|---------------|---------------|---------------|-----------|-----------|----------|-----------|----------|----------|-----------|
| Landry* | 31 | 1-4 | 0-1 | 5-6 | 6 | 3 | 1 | 1 | 0 | 0 | 7 |
| Krabbenhoft*35 | 4-5 | 1-4 | 1-2 | 3 | 2 | 2 | 3 | 0 | 0 | 0 | 10 |
| Butch* | 29 | 4-9 | 2-6 | 1-4 | 2 | 1 | 1 | 2 | 0 | 0 | 11 |
| Hughes* | 12 | 0-3 | 0-2 | 0-0 | 2 | 0 | 0 | 0 | 0 | 0 | 0 |
| Flowers* | 40 | 4-14 | 3-9 | 1-1 | 6 | 2 | 2 | 2 | 0 | 1 | 12 |
| Bohannon34 | 3-8 | 2-4 | 3-4 | 2 | 2 | 3 | 1 | 1 | 1 | 1 | 11 |
| Stiemsma | 16 | 1-3 | 0-0 | 3-4 | 5 | 3 | 0 | 2 | 2 | 0 | 5 |
| Jarmusz | 2 | 0-0 | 0-0 | 0-0 | 0 | 0 | 0 | 0 | 0 | 0 | 0 |
| Bronson | 1 | 0-0 | 0-0 | 0-0 | 0 | 0 | 0 | 1 | 0 | 0 | 0 |
| Leuer | 0+ | 0-0 | 0-0 | 0-0 | 0 | 0 | 0 | 0 | 0 | 0 | 0 |
| Nankivil | 0+ | 0-0 | 0-0 | 0-0 | 0 | 0 | 0 | 0 | 0 | 0 | 0 |
| team | | | | | 5 | | | | | | |
| TOTALS | 200 | 17-46 | 8-23 | 14-21 | 31 | 13 | 9 | 12 | 3 | 2 | 56 |
| | | (.412) | (.238) | (.778) | | | | | | | |

| DAVID | MP | FG | 3P | FT | R | F | A | TO | B | S | TP |
|---------------|------------|---------------|---------------|---------------|-----------|-----------|-----------|----------|----------|----------|-----------|
| Sander* | 25 | 2-2 | 0-0 | 0-1 | 2 | 3 | 0 | 0 | 0 | 0 | 4 |
| Lovedale* | 23 | 5-5 | 0-0 | 2-3 | 4 | 3 | 0 | 2 | 0 | 0 | 12 |
| Richards* | 39 | 4-13 | 3-8 | 0-0 | 3 | 2 | 13 | 0 | 0 | 1 | 11 |
| Gosselin* | 24 | 1-3 | 0-1 | 2-2 | 6 | 3 | 1 | 1 | 0 | 2 | 4 |
| Curry* | 37 | 11-22 | 6-11 | 5-5 | 3 | 4 | 4 | 2 | 0 | 4 | 33 |
| Rossiter | 20 | 0-0 | 0-0 | 0-0 | 2 | 2 | 0 | 0 | 0 | 0 | 0 |
| Meno | 11 | 0-1 | 0-0 | 0-0 | 3 | 1 | 0 | 0 | 0 | 0 | 1 |
| Barr | 10 | 2-5 | 2-3 | 0-0 | 2 | 1 | 0 | 0 | 0 | 0 | 6 |
| Archambault | 8 | 1-2 | 1-1 | 0-1 | 0 | 0 | 0 | 0 | 0 | 1 | 3 |
| Civi | 1 | 0-0 | 0-0 | 0-0 | 0 | 0 | 0 | 0 | 0 | 0 | 0 |
| McKillop | 1 | 0-0 | 0-0 | 0-0 | 0 | 0 | 0 | 0 | 0 | 0 | 0 |
| Nelms | 1 | 0-0 | 0-0 | 0-0 | 0 | 0 | 0 | 0 | 0 | 0 | 0 |
| Schmitt | 0+ | 0-0 | 0-0 | 0-0 | 0 | 0 | 0 | 0 | 0 | 0 | 0 |
| team | | | | | 3 | | | | | | |
| TOTALS | 200 | 26-53 | 12-24 | 9-12 | 28 | 19 | 18 | 7 | 0 | 9 | 73 |
| | | (.491) | (.500) | (.750) | | | | | | | |

SCORING BY HALVES

| | | | |
|-----------|----|----|----|
| Davidson | 36 | 37 | 73 |
| Wisconsin | 36 | 20 | 56 |

2009

(12) UW 61 • (5) Florida State 59 - OT

**March 20, 2009 • Boise, Idaho
Taco Bell Arena (12,194)**

Wisconsin advanced to the second round of the 2009 NCAA Tournament with a thrilling overtime victory against Florida State as Trévon Hughes knocked down the game-winning shot. The Badgers had to rally back from a 31-19 halftime deficit. Wisconsin regained its focus during the break and scored the first 13 points after intermission to quickly seize a 32-31 lead just five minutes into the second half. Hughes helped UW erase a nine-point Seminole lead with a 3-pointer to tie the game at 46-46 with 3:12 remaining. The game would see-saw back and forth until FSU's Toney Douglas hit two free throws to send the game into overtime at 52-52. Jason Bohannon set the tone on the first possession of OT with his fourth 3-pointer of the night. FSU would not go away, grabbing a 59-58 lead in the final minute. After a Douglas missed trey, the stage was set for Hughes' heroics. The point guard flipped in a remarkable twisting shot over two defenders and converted the three-point play to give the Badgers a 61-59 lead. With only seconds remaining, Hughes then stole the inbounds pass to secure a Badger victory.

| UW | MP | FG | 3P | FT | R | F | A | TO | B | S | TP |
|----------------|------------|---------------|---------------|---------------|-----------|-----------|-----------|----------|----------|----------|-----------|
| Landry* | 31 | 5-10 | 0-4 | 0-0 | 3 | 4 | 0 | 2 | 0 | 0 | 10 |
| Leuer* | 16 | 0-7 | 0-4 | 0-0 | 3 | 0 | 0 | 2 | 0 | 0 | 0 |
| Krabbenhoft*34 | 1-5 | 1-2 | 0-0 | 0-0 | 6 | 1 | 3 | 0 | 2 | 2 | 3 |
| Hughes* | 39 | 3-4 | 1-2 | 3-5 | 1 | 3 | 4 | 4 | 0 | 1 | 10 |
| Bohannon*30 | 6-11 | 4-8 | 0-1 | 4 | 2 | 1 | 1 | 1 | 0 | 1 | 16 |
| Jarmusz | 25 | 1-4 | 1-3 | 2-2 | 2 | 1 | 0 | 0 | 0 | 0 | 5 |
| Taylor | 25 | 1-3 | 0-1 | 1-2 | 2 | 1 | 2 | 0 | 0 | 0 | 3 |
| Nankivil | 23 | 5-9 | 2-2 | 2-2 | 4 | 4 | 0 | 0 | 0 | 0 | 14 |
| Wilson | 2 | 0-1 | 0-1 | 0-0 | 0 | 0 | 0 | 0 | 0 | 0 | 0 |
| team | | | | | | | | | | | 2 |
| TOTALS | 225 | 22-54 | 9-27 | 8-12 | 26 | 16 | 10 | 9 | 2 | 4 | 61 |
| | | (.407) | (.333) | (.667) | | | | | | | |

| FSU | MP | FG | 3P | FT | R | F | A | TO | B | S | TP |
|---------------|------------|---------------|---------------|---------------|-----------|-----------|----------|-----------|----------|----------|-----------|
| Singleton*40- | 4-8 | 2-4 | 2-2 | 3 | 2 | 1 | 0 | 0 | 0 | 2 | 12 |
| Echefu* | 18 | 0-2 | 0-2 | 0-0 | 3 | 3 | 0 | 2 | 0 | 0 | 0 |
| Alabi* | 20 | 3-4 | 0-0 | 0-0 | 4 | 1 | 0 | 1 | 1 | 0 | 6 |
| Kitchen* | 36 | 3-8 | 0-1 | 0-0 | 8 | 0 | 1 | 3 | 0 | 1 | 6 |
| Douglas* | 41 | 8-16 | 2-5 | 8-9 | 5 | 3 | 2 | 5 | 0 | 0 | 26 |
| Demercy | 22 | 0-0 | 0-0 | 1-2 | 0 | 2 | 2 | 0 | 0 | 1 | 1 |
| Reid | 20 | 0-0 | 0-0 | 2-2 | 1 | 1 | 0 | 1 | 1 | 1 | 2 |
| Dulkys | 9 | 0-3 | 0-1 | 0-0 | 2 | 3 | 0 | 1 | 1 | 0 | 0 |
| Gibson | 5 | 2-3 | 0-0 | 2-3 | 2 | 0 | 0 | 0 | 1 | 0 | 6 |
| Louks | 4 | 0-2 | 0-0 | 0-0 | 0 | 1 | 0 | 1 | 0 | 1 | 0 |
| Hoff | 0+ | 0-0 | 0-0 | 0-0 | 0 | 0 | 0 | 0 | 0 | 0 | 0 |
| team | | | | | | | | | | | 5 |
| TOTALS | 225 | 20-46 | 4-13 | 15-18 | 33 | 16 | 6 | 15 | 4 | 6 | 59 |
| | | (.435) | (.308) | (.833) | | | | | | | |

SCORING BY HALVES

| | | | | |
|---------------|----|----|---|----|
| Wisconsin | 19 | 33 | 9 | 61 |
| Florida State | 31 | 21 | 7 | 59 |

(4) Xavier 60 • (12) UW 49

**March 22, 2009 • Boise, Idaho
Taco Bell Arena (12,194)**

After its thrilling opening-round game, Wisconsin ran out of gas in its second-round loss to fourth-seeded Xavier. The Badgers built a 27-25 halftime lead thanks to 10 points from Trévon Hughes on 8-of-8 shooting from the free throw line. The Badgers' momentum continued after intermission as Wisconsin opened up a 33-26 lead. Xavier would respond, quickly cutting the UW lead to 33-32. The Musketeers then went on an 8-4 run with just over seven minutes left to take a three-point lead at 40-37. Marcus Landry tried to regain the momentum for the Badgers as he threw down a dunk cutting the XU lead to only five at 44-39, but the Badgers would not be able to regain the lead en route to a 60-49 loss to the Musketeers. The Xavier bench out-scored UW's reserves by a 20-5 margin and the Badgers shot just 1-of-15 from 3-point range in the second half.

| UW | MP | FG | 3P | FT | R | F | A | TO | B | S | TP |
|----------------|------------|---------------|---------------|---------------|-----------|-----------|----------|----------|----------|----------|-----------|
| Landry* | 35 | 8-14 | 2-3 | 2-2 | 10 | 3 | 0 | 3 | 1 | 2 | 18 |
| Leuer* | 17 | 1-2 | 0-0 | 1-2 | 2 | 2 | 0 | 1 | 0 | 0 | 4 |
| Krabbenhoft*21 | 0-2 | 0-0 | 0-0 | 0-0 | 3 | 5 | 1 | 1 | 1 | 1 | 0 |
| Hughes* | 30 | 3-16 | 2-7 | 11-13 | 4 | 4 | 1 | 2 | 0 | 2 | 17 |
| Bohannon*39 | 2-12 | 1-2 | 0-0 | 0-0 | 4 | 0 | 1 | 0 | 0 | 0 | 5 |
| Jarmusz | 20 | 1-1 | 0-0 | 0-0 | 0 | 3 | 0 | 0 | 0 | 0 | 3 |
| Nankivil | 20 | 1-8 | 1-2 | 0-0 | 3 | 2 | 0 | 0 | 0 | 0 | 2 |
| Taylor | 17 | 0-1 | 0-0 | 0-0 | 1 | 3 | 2 | 0 | 0 | 0 | 0 |
| Wilson | 1 | 0-0 | 0-0 | 0-0 | 1 | 1 | 0 | 0 | 0 | 0 | 0 |
| team | | | | | | | | | | | 2 |
| TOTALS | 200 | 16-56 | 3-20 | 14-17 | 30 | 23 | 5 | 7 | 2 | 5 | 49 |
| | | (.286) | (.150) | (.692) | | | | | | | |

| XAVIER | MP | FG | 3P | FT | R | F | A | TO | B | S | TP |
|---------------|------------|---------------|---------------|---------------|-----------|-----------|-----------|-----------|----------|----------|-----------|
| Brown* | 27 | 3-10 | 2-3 | 2-2 | 4 | 5 | 0 | 1 | 0 | 1 | 10 |
| Anderson* | 31 | 1-6 | 0-0 | 3-6 | 8 | 0 | 3 | 2 | 0 | 1 | 5 |
| Love* | 16 | 0-3 | 0-0 | 2-2 | 4 | 4 | 0 | 2 | 1 | 0 | 2 |
| Raymond*34 | 4-11 | 2-7 | 5-6 | 4 | 1 | 2 | 2 | 0 | 0 | 0 | 15 |
| Jackson* | 31 | 2-5 | 1-2 | 3-4 | 5 | 3 | 3 | 2 | 1 | 1 | 8 |
| Frease | 18 | 3-3 | 0-0 | 1-4 | 4 | 2 | 1 | 2 | 2 | 0 | 7 |
| Holloway | 18 | 2-3 | 1-2 | 2-2 | 1 | 4 | 3 | 1 | 0 | 0 | 7 |
| McLean | 18 | 3-5 | 0-0 | 0-0 | 4 | 1 | 0 | 2 | 1 | 1 | 6 |
| Redford | 7 | 0-0 | 0-0 | 0-0 | 0 | 0 | 0 | 0 | 0 | 0 | 0 |
| team | | | | | | | | | | | 3 |
| TOTALS | 200 | 18-46 | 6-14 | 18-26 | 37 | 20 | 12 | 14 | 5 | 4 | 60 |
| | | (.391) | (.429) | (.692) | | | | | | | |

SCORING BY HALVES

| | | | |
|-----------|----|----|----|
| Wisconsin | 27 | 22 | 49 |
| Xavier | 25 | 35 | 60 |

2010

(4) UW 53 • (13) Wofford 49

**March 19, 2010 • Jacksonville, Fla.
Memorial Arena (10,657)**

Jon Leuer followed a game-winning jump shot with an even more critical steal on the other end, and the No. 4 seed Badgers eked out a 53-49 win over the 13th-seeded Terriers in the first round of the NCAA tournament. Leuer finished with 20 points, including two free throws with 4.2 seconds remaining that sealed the victory, and sent the Badgers into the second round for the fourth consecutive year. Trévon Hughes added 19 points for Wisconsin, including 12 of the team's first 21. After owning an eight-point halftime lead, Wofford stormed back to move ahead 38-37. With the game tied in the waning moments, Hughes kicked it out to Leuer for a corner jumper to put Wisconsin up 51-49 with 17 seconds remaining. Leuer would then tip the ball out of bounds off a Wofford player to give UW the ball back. Leuer's two free throws sealed the victory.

| UW | MP | FG | 3P | FT | R | F | A | TO | B | S | TP |
|---------------|------------|---------------|---------------|---------------|-----------|-----------|----------|----------|----------|----------|-----------|
| Leuer* | 40 | 8-16 | 0-2 | 4-4 | 8 | 2 | 1 | 2 | 0 | 1 | 20 |
| Nankivil* | 17 | 1-4 | 0-1 | 0-0 | 5 | 2 | 0 | 0 | 0 | 2 | 2 |
| Hughes* | 37 | 6-13 | 1-3 | 6-7 | 3 | 4 | 1 | 2 | 0 | 1 | 19 |
| Taylor* | 40 | 4-10 | 0-1 | 1-3 | 3 | 3 | 0 | 0 | 0 | 1 | 9 |
| Bohannon*40 | 0-4 | 0-1 | 0-0 | 6 | 2 | 1 | 1 | 0 | 0 | 0 | 0 |
| Evans | 10 | 1-4 | 0-1 | 1-4 | 1 | 1 | 0 | 1 | 0 | 0 | 3 |
| Jarmusz | 8 | 0-1 | 0-0 | 0-1 | 0 | 0 | 0 | 0 | 0 | 1 | 0 |
| Bruesewitz | 8 | 0-2 | 0-0 | 0-0 | 3 | 0 | 0 | 0 | 0 | 1 | 0 |
| team | | | | | 1 | | | | | | |
| TOTALS | 200 | 20-54 | 1-9 | 12-19 | 30 | 14 | 3 | 4 | 0 | 7 | 53 |
| | | (.370) | (.111) | (.632) | | | | | | | |

| WOF | MP | FG | 3P | FT | R | F | A | TO | B | S | TP |
|---------------|------------|---------------|---------------|---------------|-----------|-----------|----------|-----------|----------|----------|-----------|
| Diggs* | 36 | 6-12 | 1-2 | 0-0 | 4 | 2 | 2 | 2 | 1 | 0 | 13 |
| Johnson* | 20 | 3-9 | 0-0 | 0-2 | 9 | 4 | 1 | 0 | 0 | 1 | 6 |
| Dahlman* | 36 | 3-6 | 0-0 | 4-6 | 5 | 1 | 0 | 1 | 0 | 0 | 10 |
| Salters* | 26 | 2-4 | 2-2 | 0-0 | 3 | 2 | 1 | 1 | 0 | 0 | 6 |
| Loesing* | 19 | 1-2 | 0-0 | 0-0 | 0 | 2 | 1 | 0 | 0 | 0 | 2 |
| Rundles | 26 | 3-8 | 0-1 | 0-1 | 5 | 1 | 1 | 0 | 0 | 0 | 6 |
| Martin | 21 | 2-4 | 0-0 | 1-2 | 5 | 1 | 1 | 0 | 1 | 0 | 5 |
| Dawson | 8 | 0-1 | 0-1 | 0-0 | 1 | 1 | 0 | 0 | 0 | 0 | 0 |
| Giltner | 6 | 0-1 | 0-1 | 1-2 | 1 | 0 | 0 | 0 | 0 | 0 | 1 |
| Godzinski | 2 | 0-1 | 0-0 | 0-0 | 2 | 1 | 0 | 0 | 0 | 0 | 0 |
| team | | | | | 2 | | | | | | |
| TOTALS | 200 | 20-48 | 3-7 | 6-13 | 37 | 15 | 7 | 11 | 2 | 1 | 49 |
| | | (.417) | (.429) | (.462) | | | | | | | |

SCORING BY HALVES

| | | | |
|-----------|----|----|----|
| Wofford | 19 | 30 | 49 |
| Wisconsin | 27 | 26 | 53 |

(12) Cornell 87 • (4) UW 69

**March 21, 2010 • Jacksonville, Fla.
Memorial Arena (10,657)**

A season filled with overcoming outside expectations ran into a Big Red buzzsaw in the second round of the 2010 NCAA Tournament. Despite 23 points from junior Jon Leuer, Wisconsin couldn't match Cornell's 61-percent shooting and fell, 87-69. The Badgers fell behind quickly, as Cornell raced out to an 11-1 lead just three minutes into the first half, and the Big Red's hot shooting never gave the Badgers a chance to fight their way back into it. Jason Bohannon and Leuer kept UW close early on, helping the Badgers cut a double-digit deficit to 24-21 with 7:01 to play. But Cornell buckled down on defense and then got hot again at the other end. In their final game as Badgers, seniors Jason Bohannon and Trévon Hughes finished with 18 and 10 points, respectively. The duo finished with 105 career wins, tying Wisconsin's all-time victories record. Ryan Evans also added 11 points off the bench. Louis Dale led Cornell with 26 points and Ryan Wittman added 24.

| UW | MP | FG | 3P | FT | R | F | A | TO | B | S | TP |
|---------------|------------|---------------|---------------|---------------|-----------|-----------|-----------|-----------|----------|----------|-----------|
| Leuer* | 38 | 8-12 | 2-3 | 5-8 | 4 | 0 | 0 | 0 | 1 | 0 | 23 |
| Nankivil* | 5 | 0-2 | 0-1 | 0-0 | 2 | 4 | 0 | 1 | 0 | 1 | 0 |
| Hughes* | 32 | 3-8 | 2-5 | 2-2 | 3 | 5 | 2 | 6 | 0 | 0 | 10 |
| Taylor* | 27 | 2-6 | 2-5 | 1-2 | 3 | 2 | 6 | 2 | 0 | 1 | 7 |
| Bohannon*40 | 7-15 | 2-10 | 2-2 | 1 | 1 | 1 | 1 | 1 | 0 | 2 | 18 |
| Evans | 27 | 4-5 | 0-0 | 3-3 | 6 | 3 | 3 | 0 | 0 | 2 | 11 |
| Jarmusz | 17 | 0-1 | 0-1 | 0-0 | 0 | 1 | 0 | 0 | 0 | 0 | 0 |
| Bruesewitz | 1 | 0-0 | 0-0 | 0-0 | 1 | 0 | 0 | 0 | 0 | 0 | 0 |
| Wilson | 8 | 0-0 | 0-0 | 0-0 | 0 | 0 | 0 | 0 | 0 | 0 | 0 |
| Berggren | 5 | 0-0 | 0-0 | 0-0 | 0 | 0 | 1 | 0 | 0 | 0 | 0 |
| team | | | | | 1 | | | | | | |
| TOTALS | 200 | 24-49 | 8-25 | 13-17 | 21 | 16 | 13 | 10 | 1 | 6 | 69 |
| | | (.490) | (.320) | (.765) | | | | | | | |

| CORN | MP | FG | 3P | FT | R | F | A | TO | B | S | TP |
|---------------|------------|---------------|---------------|---------------|-----------|-----------|-----------|----------|----------|----------|-----------|
| Wittman* | 38 | 10-15 | 3-5 | 1-2 | 3 | 0 | 2 | 0 | 0 | 2 | 24 |
| Jaques* | 14 | 3-4 | 1-2 | 2-2 | 2 | 5 | 2 | 1 | 0 | 2 | 9 |
| Foote* | 33 | 4-4 | 0-0 | 4-6 | 7 | 2 | 4 | 3 | 0 | 1 | 12 |
| Wroblewski*23 | 5-9 | 2-2 | 0-0 | 3 | 4 | 1 | 2 | 0 | 0 | 12 | |
| Dale* | 30 | 10-17 | 2-6 | 4-4 | 3 | 0 | 3 | 1 | 0 | 0 | 26 |
| Reeves | 22 | 0-1 | 0-0 | 0-0 | 1 | 1 | 0 | 1 | 0 | 2 | 0 |
| Wire | 13 | 0-0 | 0-0 | 0-0 | 6 | 1 | 1 | 0 | 0 | 1 | 0 |
| Coury | 12 | 1-2 | 0-0 | 0-0 | 2 | 0 | 0 | 0 | 0 | 0 | 4 |
| Tyler | 8 | 0-1 | 0-0 | 0-0 | 0 | 1 | 0 | 0 | 1 | 0 | 0 |
| Peck | 2 | 0-0 | 0-0 | 0-0 | 0 | 0 | 1 | 0 | 0 | 0 | 0 |
| Asafo-Adjei | 1 | 0-0 | 0-0 | 0-0 | 0 | 0 | 0 | 0 | 0 | 0 | 0 |
| Groebe | 1 | 0-0 | 0-0 | 0-0 | 0 | 0 | 0 | 0 | 0 | 0 | 0 |
| Osgood | 1 | 0-0 | 0-0 | 0-0 | 0 | 0 | 0 | 0 | 0 | 0 | 0 |
| Reynolds | 1 | 0-0 | 0-0 | 0-0 | 0 | 0 | 0 | 0 | 0 | 0 | 0 |
| Wilkins | 1 | 0-1 | 0-0 | 0-0 | 0 | 0 | 0 | 0 | 0 | 0 | 0 |
| team | | | | | 2 | | | | | | |
| TOTALS | 200 | 33-54 | 8-15 | 13-16 | 29 | 14 | 14 | 8 | 1 | 8 | 87 |
| | | (.611) | (.533) | (.813) | | | | | | | |

SCORING BY HALVES

| | | | |
|-----------|----|----|----|
| Cornell | 43 | 44 | 87 |
| Wisconsin | 31 | 38 | 69 |

2011

(4) UW 72 ● (13) Belmont 58

March 17, 2011 ● Tucson, Ariz.
McKale Center (10,293)

Senior Jon Leuer scored 17 of his 22 points in the second half and the No. 4 seed Badgers methodically dispatched 13th-seeded Belmont, 72-58, the Badgers' fifth-consecutive NCAA tournament-opening victory. Junior Jordan Taylor added 21 points, including 14 in the first half. Wisconsin made 12-of-22 3-pointers, led by Taylor's 5-of-9 mark from deep. Sophomore Mike Bruesewitz - who suffered a sprained knee during the Big Ten Tournament - played 29 minutes off the bench, posting eight points and a career-high nine rebounds. Belmont cut the Badgers' lead to 43-39 with 13:38 to play, but the Bruins never got any closer. A Bruesewitz 3-pointer started a 13-1 run over the next five minutes leading to a 56-40 Wisconsin lead and a runaway win.

| UW | MP | FG | 3P | FT | R | F | A | TO | B | S | TP |
|---------------|------------|---------------|---------------|---------------|-----------|-----------|-----------|-----------|----------|----------|-----------|
| Jarmusz* | 33 | 1-3 | 1-3 | 2-2 | 3 | 0 | 3 | 0 | 0 | 1 | 5 |
| Leuer* | 35 | 7-12 | 1-3 | 7-7 | 7 | 2 | 1 | 2 | 1 | 1 | 22 |
| Nankivil* | 23 | 1-2 | 1-2 | 2-2 | 3 | 4 | 0 | 0 | 1 | 0 | 5 |
| Taylor* | 39 | 5-13 | 5-9 | 6-8 | 2 | 3 | 6 | 3 | 0 | 0 | 21 |
| Gasser* | 18 | 0-1 | 0-0 | 1-2 | 0 | 3 | 2 | 3 | 0 | 0 | 1 |
| Smith | 1 | 0-0 | 0-0 | 0-0 | 0 | 0 | 0 | 0 | 0 | 1 | 0 |
| Evans | 12 | 1-3 | 0-0 | 2-4 | 3 | 1 | 0 | 0 | 0 | 0 | 4 |
| Valentyn | 2 | 0-0 | 0-0 | 0-0 | 0 | 1 | 0 | 0 | 0 | 0 | 0 |
| Bruesewitz | 28 | 3-4 | 2-3 | 0-0 | 9 | 1 | 1 | 4 | 0 | 0 | 8 |
| Berggren | 9 | 2-2 | 2-2 | 0-0 | 2 | 2 | 0 | 0 | 0 | 0 | 6 |
| team | | | | | | | | | | | 1 |
| TOTALS | 200 | 20-40 | 12-22 | 20-25 | 33 | 17 | 13 | 13 | 2 | 3 | 72 |
| | | (.500) | (.545) | (.800) | | | | | | | |

| BEL | MP | FG | 3P | FT | R | F | A | TO | B | S | TP |
|---------------|------------|---------------|---------------|---------------|-----------|-----------|-----------|----------|----------|----------|-----------|
| House* | 21 | 1-3 | 0-1 | 2-2 | 1 | 0 | 2 | 0 | 0 | 0 | 4 |
| Noack* | 13 | 0-0 | 0-0 | 0-0 | 2 | 2 | 0 | 0 | 0 | 0 | 0 |
| Hedgepeth* | 29 | 6-8 | 2-3 | 3-4 | 3 | 1 | 0 | 0 | 0 | 0 | 17 |
| Hanlen* | 19 | 1-7 | 1-4 | 2-4 | 1 | 3 | 2 | 1 | 0 | 2 | 5 |
| Clark* | 23 | 1-8 | 0-3 | 2-2 | 0 | 2 | 0 | 1 | 0 | 0 | 4 |
| Jenkins | 7 | 0-1 | 0-1 | 0-0 | 1 | 2 | 1 | 1 | 0 | 0 | 0 |
| Johnson | 24 | 4-8 | 0-3 | 5-5 | 3 | 4 | 4 | 0 | 0 | 2 | 13 |
| Mann | 12 | 0-0 | 0-0 | 0-0 | 2 | 0 | 0 | 1 | 0 | 0 | 0 |
| Saunders | 9 | 2-6 | 0-0 | 2-5 | 0 | 1 | 0 | 0 | 0 | 0 | 6 |
| Barnes | 2 | 0-1 | 0-0 | 0-0 | 1 | 0 | 1 | 0 | 0 | 0 | 0 |
| Campbell | 23 | 3-7 | 3-7 | 0-0 | 1 | 2 | 2 | 2 | 0 | 1 | 9 |
| Baker | 18 | 0-0 | 0-0 | 0-0 | 2 | 4 | 0 | 1 | 0 | 2 | 0 |
| team | | | | | | | | | | | 5 |
| TOTALS | 200 | 18-49 | 6-22 | 16-22 | 22 | 21 | 12 | 7 | 0 | 7 | 58 |
| | | (.367) | (.273) | (.727) | | | | | | | |

SCORING BY HALVES

| | | | |
|-----------|----|----|----|
| Belmont | 27 | 31 | 58 |
| Wisconsin | 34 | 38 | 72 |

(4) UW 70 ● (5) Kansas State 65

March 19, 2011 ● Tucson, Ariz.
McKale Center (11,267)

Wisconsin advanced to the Sweet 16 for the fourth time under Bo Ryan with a 70-65 win over No. 5 seed Kansas State. UW jumped to a 36-30 halftime lead on the strength of 5-for-10 shooting from 3-point range. KSU would take a 55-49 lead with just over 8:00 remaining, but the Badgers battled back to tie the game at 61-61. Jordan Taylor, who overcame a 2-for-16 shooting night, came up big at crunch time, stealing a post-entry pass then assisting on Mike Bruesewitz's tie-breaking 3-pointer with 91 seconds left. After two Taylor free throws kept the Badgers ahead by three, 68-65, the junior guard then swatted Jacob Pullen's potential game-tying 3-point attempt with 3.5 seconds left to preserve the win. Jon Leuer led Wisconsin with 19 points, while Pullen led all scorers with 38 points.

| UW | MP | FG | 3P | FT | R | F | A | TO | B | S | TP |
|---------------|------------|---------------|---------------|---------------|-----------|-----------|-----------|----------|----------|----------|-----------|
| Jarmusz* | 30 | 3-3 | 2-2 | 0-0 | 1 | 1 | 3 | 0 | 0 | 1 | 8 |
| Leuer* | 28 | 6-12 | 1-2 | 6-9 | 7 | 4 | 1 | 2 | 0 | 0 | 19 |
| Nankivil* | 20 | 2-6 | 1-4 | 0-0 | 1 | 4 | 0 | 1 | 1 | 0 | 5 |
| Taylor* | 40 | 2-16 | 2-6 | 6-6 | 4 | 2 | 6 | 0 | 1 | 1 | 12 |
| Gasser* | 36 | 3-4 | 1-2 | 4-4 | 7 | 2 | 0 | 1 | 0 | 2 | 11 |
| Evans | 5 | 1-3 | 0-0 | 0-0 | 1 | 0 | 0 | 0 | 0 | 0 | 2 |
| Valentyn | 5 | 0-0 | 0-0 | 0-0 | 0 | 0 | 1 | 0 | 0 | 0 | 0 |
| Bruesewitz | 29 | 3-4 | 2-3 | 3-4 | 6 | 2 | 0 | 1 | 0 | 0 | 11 |
| Berggren | 7 | 1-2 | 0-1 | 0-0 | 0 | 3 | 1 | 0 | 0 | 0 | 2 |
| team | | | | | | | | | | | 3 |
| TOTALS | 200 | 21-50 | 9-20 | 19-23 | 30 | 18 | 12 | 5 | 2 | 4 | 70 |
| | | (.420) | (.450) | (.826) | | | | | | | |

| KSU | MP | FG | 3P | FT | R | F | A | TO | B | S | TP |
|---------------|------------|---------------|---------------|---------------|-----------|-----------|----------|----------|----------|----------|-----------|
| Kelly* | 38 | 5-12 | 0-0 | 1-4 | 9 | 4 | 0 | 1 | 0 | 0 | 11 |
| Samuels* | 32 | 4-6 | 0-1 | 0-0 | 9 | 4 | 1 | 0 | 0 | 3 | 8 |
| Pullen* | 32 | 13-22 | 6-8 | 6-8 | 2 | 4 | 2 | 3 | 0 | 0 | 38 |
| Southwell* | 18 | 0-2 | 0-0 | 0-0 | 4 | 2 | 1 | 2 | 0 | 0 | 0 |
| McGruder* | 32 | 0-2 | 0-2 | 3-4 | 3 | 2 | 2 | 0 | 0 | 0 | 3 |
| Irving | 5 | 0-0 | 0-0 | 0-0 | 0 | 1 | 0 | 0 | 0 | 0 | 0 |
| Myles | 2 | 0-0 | 0-0 | 1-2 | 0 | 0 | 0 | 0 | 0 | 0 | 1 |
| Russell | 7 | 0-1 | 0-0 | 0-0 | 1 | 3 | 0 | 1 | 0 | 0 | 0 |
| Hen-Roberts | 10 | 0-1 | 0-0 | 2-2 | 2 | 0 | 0 | 0 | 0 | 0 | 2 |
| Spradling | 24 | 0-2 | 0-1 | 2-2 | 0 | 2 | 1 | 1 | 0 | 0 | 2 |
| TOTALS | 200 | 22-48 | 6-12 | 15-22 | 32 | 22 | 7 | 8 | 0 | 3 | 65 |
| | | (.458) | (.500) | (.682) | | | | | | | |

SCORING BY HALVES

| | | | |
|--------------|----|----|----|
| Kansas State | 30 | 35 | 65 |
| Wisconsin | 36 | 34 | 70 |

(8) Butler 61 • (4) UW 54

**March 24, 2011 • New Orleans, La.
New Orleans Arena (12,320)**

Wisconsin's 2011 season came to an end with a 61-54 Sweet 16 loss to No. 8 seed and eventual national runner-up Butler. Jordan Taylor scored 22 for UW (25-9), which shot just 30.4 percent (17 of 56) on the night. Jon Leuer had a streak of 40 consecutive games in double figures snapped when he finished with three points on 1-of-12 shooting. Butler rode a hot-shooting start to building a 33-24 halftime advantage. That lead would balloon to 20 points (47-27) with 11:32 remaining before the Badgers mounted a furious comeback. Seven straight points from Taylor jumpstarted the rally and a Josh Gasser layup with 2:15 left cut the deficit to single-digits. A pair of 3-pointers from Taylor would twice bring UW within four points with the last coming at 56-52 with 35 seconds left. However, Butler would knock down 5-of-6 free throws down the stretch to ice the win.

| UW | MP | FG | 3P | FT | R | F | A TO | B | S | TP |
|---------------|------------|---------------|---------------|---------------|-----------|-----------|-----------------|-----------|---|----|
| Jarmusz* | 33 | 3-4 | 1-2 | 0-0 | 5 | 2 | 1 2 0 4 | 7 | | |
| Nankivil* | 25 | 3-7 | 2-4 | 1-2 | 3 | 1 | 1 1 2 0 | 9 | | |
| Leuer* | 33 | 1-12 | 1-6 | 0-0 | 6 | 5 | 2 2 1 0 | 3 | | |
| Taylor* | 39 | 6-19 | 3-10 | 7-12 | 5 | 4 | 2 4 0 1 | 22 | | |
| Gasser* | 33 | 2-5 | 0-2 | 2-2 | 2 | 2 | 2 1 0 1 | 6 | | |
| Brust | 0+ | 0-0 | 0-0 | 0-0 | 0 | 0 | 0 0 0 0 | 0 | | |
| Smith | 0+ | 0-0 | 0-0 | 0-0 | 0 | 0 | 0 0 0 0 | 0 | | |
| Evans | 7 | 0-1 | 0-0 | 0-0 | 1 | 3 | 0 0 0 0 | 0 | | |
| Dukan | 0+ | 0-0 | 0-0 | 0-0 | 0 | 0 | 0 0 0 0 | 0 | | |
| Valentyn | 5 | 0-0 | 0-0 | 0-0 | 1 | 0 | 0 0 0 0 | 0 | | |
| Bruesewitz | 22 | 2-6 | 0-4 | 3-3 | 4 | 3 | 1 1 0 1 | 7 | | |
| Wilson | 0+ | 0-0 | 0-0 | 0-0 | 0 | 0 | 0 0 0 0 | 0 | | |
| Berggren | 3 | 0-2 | 0-1 | 0-0 | 1 | 0 | 0 0 0 0 | 0 | | |
| Gavinski | 0+ | 0-0 | 0-0 | 0-0 | 0 | 0 | 0 0 0 0 | 0 | | |
| team | | | | | 3 | | | | | |
| TOTALS | 200 | 17-56 | 7-29 | 13-19 | 31 | 20 | 9 11 3 7 | 54 | | |
| | | (.304) | (.241) | (.684) | | | | | | |

| BUTLER | MP | FG | 3P | FT | R | F | A TO | B | S | TP |
|---------------|------------|---------------|---------------|---------------|-----------|-----------|-----------------|-----------|---|----|
| Stigall* | 33 | 1-5 | 1-5 | 0-0 | 4 | 2 | 1 1 0 1 | 3 | | |
| Howard* | 37 | 4-8 | 3-5 | 9-10 | 12 | 1 | 0 2 0 2 | 20 | | |
| Smith* | 24 | 3-4 | 0-0 | 2-5 | 6 | 0 | 1 1 0 1 | 8 | | |
| Mack* | 27 | 4-13 | 0-5 | 5-7 | 2 | 4 | 1 5 1 1 | 13 | | |
| Vanzant* | 32 | 4-8 | 1-2 | 1-2 | 2 | 4 | 4 2 0 2 | 10 | | |
| Hahn | 10 | 0-1 | 0-1 | 0-0 | 0 | 0 | 0 1 0 0 | 0 | | |
| Fromm | 0+ | 0-0 | 0-0 | 0-0 | 0 | 0 | 0 0 0 0 | 0 | | |
| Nored | 19 | 0-3 | 0-0 | 0-0 | 2 | 4 | 0 1 0 0 | 0 | | |
| Anglin | 0+ | 0-0 | 0-0 | 0-0 | 0 | 0 | 0 0 0 0 | 0 | | |
| Hopkins | 0+ | 0-0 | 0-0 | 0-0 | 0 | 0 | 0 0 0 0 | 0 | | |
| Marshall | 18 | 3-3 | 0-0 | 1-2 | 7 | 4 | 0 0 1 1 | 7 | | |
| Kampen | 0+ | 0-0 | 0-0 | 0-0 | 0 | 0 | 0 0 0 0 | 0 | | |
| Butcher | 0+ | 0-0 | 0-0 | 0-0 | 0 | 0 | 0 0 0 0 | 0 | | |
| team | | | | | 2 | | | 1 | | |
| TOTALS | 200 | 19-45 | 5-18 | 18-26 | 37 | 19 | 7 14 2 8 | 61 | | |
| | | (.422) | (.278) | (.692) | | | | | | |

SCORING BY HALVES

| | | | |
|-----------|----|----|----|
| Butler | 33 | 28 | 61 |
| Wisconsin | 24 | 30 | 54 |

2012

(4) UW 73 • (13) Montana 49

**March 15, 2012 • Albuquerque, N.M.
The Pit (10,774)**

Jordan Taylor scored 17 points, dished out six assists and pulled down eight rebounds in the fourth-seeded Badgers' 73-49 rout of No. 13 seed Montana in the East Region. Ryan Evans led Wisconsin with 18 points and had eight boards, 14 of which came in the first half as the fourth-seeded Badgers built a double-digit lead that the Grizzlies couldn't erase. Wisconsin raced out to a 14-7 lead when Evans swished his first four shots, including a 3-pointer from the top of the key. Jared Berggren swatted away four shots in the first half and three more in the second, finishing with seven to set a Badgers record for blocks in an NCAA tournament game. Rob Wilson also added 10 points for the Badgers.

| UW | MP | FG | 3P | FT | R | F | A TO | B | S | TP |
|---------------|------------|---------------|---------------|---------------|-----------|-----------|------------------|-----------|---|----|
| Evans* | 30 | 6-8 | 1-1 | 5-6 | 8 | 0 | 1 5 0 0 | 18 | | |
| Bruesewitz* | 21 | 3-5 | 2-3 | 0-0 | 4 | 4 | 2 1 1 0 | 8 | | |
| Berggren* | 24 | 2-9 | 0-1 | 1-2 | 3 | 0 | 2 1 7 1 | 24 | | |
| Taylor* | 36 | 6-10 | 3-5 | 2-2 | 8 | 1 | 6 0 0 2 | 17 | | |
| Gasser* | 36 | 3-6 | 2-3 | 4-4 | 2 | 3 | 1 2 0 0 | 12 | | |
| Brust | 14 | 1-3 | 1-2 | 0-0 | 2 | 3 | 1 0 0 0 | 3 | | |
| Smith | 1 | 0-0 | 0-0 | 0-0 | 0 | 0 | 0 0 0 0 | 0 | | |
| Fahey | 1 | 0-0 | 0-0 | 0-0 | 1 | 0 | 0 0 0 0 | 0 | | |
| Jackson | 2 | 0-1 | 0-0 | 0-0 | 0 | 0 | 0 0 0 0 | 0 | | |
| Dukan | 3 | 0-0 | 0-0 | 0-0 | 0 | 0 | 0 0 0 0 | 0 | | |
| Anderson | 1 | 0-1 | 0-1 | 0-0 | 0 | 0 | 0 0 0 0 | 0 | | |
| Wilson | 28 | 2-5 | 1-3 | 5-5 | 2 | 3 | 2 1 0 0 | 10 | | |
| Kaminsky | 3 | 0-0 | 0-0 | 0-0 | 2 | 1 | 0 0 0 0 | 0 | | |
| team | | | | | 5 | | | | | |
| TOTALS | 200 | 23-48 | 10-19 | 17-19 | 37 | 15 | 15 10 8 3 | 73 | | |
| | | (.479) | (.526) | (.895) | | | | | | |

| UM | MP | FG | 3P | FT | R | F | A TO | B | S | TP |
|---------------|------------|---------------|---------------|---------------|-----------|-----------|----------------|-----------|---|----|
| Steward* | 39 | 6-10 | 0-1 | 6-7 | 3 | 2 | 1 2 0 1 | 18 | | |
| Ward* | 24 | 1-5 | 1-1 | 2-2 | 2 | 2 | 0 0 0 0 | 5 | | |
| Selvig* | 31 | 3-7 | 1-2 | 0-0 | 4 | 0 | 4 1 1 2 | 7 | | |
| Cherry* | 33 | 3-14 | 1-3 | 2-4 | 2 | 3 | 0 2 1 2 | 9 | | |
| Jamar* | 35 | 3-8 | 0-1 | 0-0 | 4 | 2 | 3 2 0 2 | 6 | | |
| Henderson | 8 | 1-1 | 0-0 | 0-0 | 0 | 2 | 0 0 0 0 | 2 | | |
| Gregory | 1 | 0-0 | 0-0 | 0-0 | 0 | 0 | 0 0 0 0 | 0 | | |
| Wood | 1 | 0-0 | 0-0 | 0-2 | 0 | 0 | 0 0 0 0 | 0 | | |
| Deshields | 2 | 0-1 | 0-1 | 0-0 | 0 | 0 | 0 0 0 0 | 0 | | |
| Stockton | 17 | 1-1 | 0-0 | 0-0 | 2 | 4 | 0 1 0 1 | 2 | | |
| Weisner | 6 | 0-0 | 0-0 | 0-0 | 2 | 0 | 0 0 0 0 | 0 | | |
| Hutchison | 3 | 0-0 | 0-0 | 0-0 | 0 | 1 | 0 0 0 0 | 0 | | |
| team | | | | | 2 | | | | | |
| TOTALS | 200 | 18-47 | 3-9 | 10-15 | 21 | 16 | 8 8 2 8 | 49 | | |
| | | (.383) | (.333) | (.667) | | | | | | |

SCORING BY HALVES

| | | | |
|-----------|----|----|----|
| Montana | 29 | 20 | 49 |
| Wisconsin | 39 | 34 | 73 |

(4) UW 60 ● (5) Vanderbilt 57

March 17, 2012 ● Albuquerque, N.M.
The Pit (12,128)

The Badgers held the Southeastern Conference's two leading scorers in check and Ryan Evans grabbed a crucial rebound with 2.1 seconds left to help Wisconsin fend off Vanderbilt 60-57. The Badgers held John Jenkins (20.1) and Jeffery Taylor (16.3) to 13 and 9 points. Jenkins got a wide-open 3-pointer in the final seconds, but with the Commodores trailing 59-57, his shot was long. Ryan Evans grabbed the rebound, and made one of two free throws. Jared Berggren then got his right hand on Lance Goulbourne's overhand heave to thwart Vanderbilt's attempt at a game-tying 3-pointer. The Badgers were led by Jordan Taylor's 14 points and also got 12 from Berggren, 11 from Evans and reserve Ben Brust and 10 from Mike Bruesewitz.

| UW | MP | FG | 3P | FT | R | F | A | TO | B | S | TP |
|-------------------|---------------|---------------|---------------|-----------|-----------|-----------|----------|----------|----------|----------|-----------|
| Evans* | 31 | 4-7 | 1-3 | 2-5 | 5 | 3 | 4 | 3 | 1 | 1 | 11 |
| Bruesewitz*26 | 4-6 | 2-3 | 0-0 | 0-0 | 3 | 3 | 2 | 1 | 0 | 3 | 10 |
| Berggren* | 32 | 5-12 | 1-6 | 1-1 | 6 | 2 | 2 | 2 | 0 | 0 | 12 |
| Taylor* | 39 | 5-15 | 3-10 | 1-1 | 2 | 1 | 3 | 2 | 0 | 0 | 14 |
| Gasser* | 24 | 1-2 | 0-1 | 0-1 | 3 | 3 | 0 | 0 | 0 | 0 | 2 |
| Brust | 19 | 4-8 | 3-5 | 0-0 | 4 | 0 | 0 | 0 | 0 | 0 | 11 |
| Wilson | 23 | 0-3 | 0-3 | 0-0 | 2 | 2 | 2 | 0 | 0 | 0 | 0 |
| Kaminsky | 6 | 0-2 | 0-2 | 0-0 | 2 | 2 | 0 | 0 | 0 | 0 | 0 |
| team | | | | | 3 | | | | | | |
| TOTALS 200 | 23-55 | 10-33 | 4-8 | 30 | 16 | 13 | 8 | 1 | 4 | 4 | 60 |
| | (.418) | (.303) | (.500) | | | | | | | | |

| VANDY | MP | FG | 3P | FT | R | F | A | TO | B | S | TP |
|-------------------|---------------|---------------|---------------|-----------|-----------|----------|-----------|----------|----------|----------|-----------|
| Goulbourne*28 | 2-3 | 0-0 | 3-4 | 11 | 2 | 2 | 1 | 0 | 1 | 7 | |
| Tchiengang*13 | 1-1 | 0-0 | 0-0 | 2 | 2 | 1 | 1 | 1 | 0 | 2 | |
| Taylor* | 30 | 4-12 | 1-5 | 0-0 | 1 | 3 | 0 | 3 | 1 | 0 | 9 |
| Tinsley* | 23 | 4-6 | 2-4 | 0-0 | 2 | 4 | 1 | 3 | 0 | 0 | 10 |
| Jenkins* | 33 | 3-13 | 2-9 | 5-6 | 2 | 2 | 2 | 1 | 0 | 1 | 13 |
| Johnson | 18 | 0-2 | 0-0 | 0-0 | 1 | 0 | 1 | 1 | 0 | 1 | 0 |
| Ezeli | 27 | 5-7 | 0-0 | 4-6 | 11 | 1 | 0 | 2 | 1 | 1 | 14 |
| Parker | 15 | 1-2 | 0-1 | 0-0 | 1 | 0 | 1 | 0 | 0 | 0 | 2 |
| Odom | 13 | 0-0 | 0-0 | 0-0 | 1 | 3 | 0 | 0 | 0 | 0 | 0 |
| team | | | | | 3 | | | | | | |
| TOTALS 200 | 20-46 | 5-19 | 12-16 | 35 | 17 | 8 | 12 | 3 | 4 | 4 | 57 |
| | (.435) | (.263) | (.750) | | | | | | | | |

SCORING BY HALVES

| | | | |
|------------|----|----|----|
| Vanderbilt | 31 | 26 | 57 |
| Wisconsin | 32 | 28 | 60 |

(1) Syracuse 64 ● (4) UW 63

March 22, 2012 ● Boston, Mass.
TD Garden (18,796)

Wisconsin's defense held Syracuse 10 points below its season average, while the Badgers connected on 14 3-pointers on the offensive end -- including six straight in a key second-half surge, but the Orange prevailed with a 64-63 win in the Sweet 16. Wisconsin turned the ball over just six times against the Orange's vaunted 2-3 zone defense and got 17 points each from senior Jordan Taylor and junior Jared Berggren. It wasn't decided until Taylor missed a long 3-pointer with 3 seconds left. Josh Gasser corralled the rebound but his toss toward the basket was off at the buzzer.

| UW | MP | FG | 3P | FT | R | F | A | TO | B | S | TP |
|-------------------|---------------|---------------|---------------|-----------|-----------|-----------|----------|----------|----------|----------|-----------|
| Evans* | 32 | 3-11 | 1-2 | 0-0 | 4 | 2 | 0 | 1 | 0 | 0 | 7 |
| Bruesewitz*18 | 1-3 | 0-1 | 0-0 | 0-0 | 4 | 4 | 4 | 1 | 1 | 0 | 4 |
| Berggren* | 25 | 6-7 | 3-3 | 2-3 | 2 | 3 | 1 | 1 | 0 | 0 | 17 |
| Taylor* | 40 | 6-15 | 5-9 | 0-0 | 4 | 0 | 6 | 1 | 1 | 1 | 17 |
| Gasser* | 30 | 1-3 | 1-3 | 4-5 | 4 | 1 | 2 | 0 | 0 | 1 | 7 |
| Brust | 25 | 3-6 | 3-6 | 0-0 | 1 | 0 | 2 | 0 | 0 | 0 | 9 |
| Jackson | 0+ | 0-0 | 0-0 | 0-0 | 0 | 0 | 0 | 0 | 0 | 0 | 0 |
| Wilson | 20 | 1-4 | 1-3 | 1-2 | 4 | 1 | 0 | 2 | 0 | 0 | 4 |
| Kaminsky | 10 | 0-0 | 0-0 | 0-2 | 0 | 1 | 0 | 0 | 0 | 0 | 0 |
| team | | | | | 2 | | | | | | |
| TOTALS 200 | 21-49 | 14-27 | 7-12 | 25 | 12 | 15 | 6 | 2 | 2 | 2 | 63 |
| | (.429) | (.519) | (.583) | | | | | | | | |

| SU | MP | FG | 3P | FT | R | F | A | TO | B | S | TP |
|-------------------|---------------|---------------|---------------|-----------|-----------|----------|----------|----------|----------|----------|-----------|
| Fair* | 37 | 7-9 | 0-0 | 1-3 | 7 | 0 | 0 | 1 | 0 | 4 | 15 |
| Christmas*11 | 0-0 | 0-0 | 0-0 | 0-0 | 1 | 3 | 0 | 0 | 0 | 0 | 0 |
| Joseph* | 39 | 3-8 | 1-2 | 0-1 | 2 | 1 | 0 | 1 | 0 | 0 | 7 |
| Jardine* | 35 | 5-8 | 2-3 | 2-2 | 2 | 1 | 4 | 1 | 0 | 0 | 14 |
| Triche* | 19 | 5-7 | 1-2 | 0-1 | 2 | 2 | 0 | 2 | 0 | 0 | 11 |
| Waiters | 27 | 5-11 | 1-1 | 2-2 | 3 | 1 | 1 | 1 | 0 | 0 | 13 |
| Keita | 28 | 2-4 | 0-0 | 0-0 | 5 | 5 | 0 | 0 | 1 | 0 | 4 |
| Southerland4 | 0-2 | 0-1 | 0-0 | 0-0 | 1 | 0 | 0 | 0 | 0 | 0 | 0 |
| team | | | | | 3 | | | | | | |
| TOTALS 200 | 27-49 | 5-9 | 5-9 | 26 | 13 | 5 | 6 | 1 | 4 | 4 | 64 |
| | (.551) | (.556) | (.556) | | | | | | | | |

SCORING BY HALVES

| | | | |
|-----------|----|----|----|
| Wisconsin | 27 | 36 | 63 |
| Syracuse | 33 | 31 | 64 |

2013

(12) Ole Miss 57 • (5) Wisconsin 46

March 22, 2013 • Kansas City, Mo.
Sprint Center (18,972)

Wisconsin endured one of its worst shooting performances of the season in a 57-46 loss to the 12th-seeded Ole Miss Rebels in the opening round of the 2013 NCAA Tournament. Despite holding a 25-22 lead heading into the half, the Badgers' shot just 22.2 percent (8-36) from the field in the second stanza and saw junior Marshall Henderson score 17 of his game-high 19 points in the final 20 minutes of action. Freshman Sam Dekker gave UW a lift off the bench, tallying a team-best 14 points on 5-for-13 (.385) shooting from the field. He was the only Badgers player to reach double-figures as UW was eliminated in the first round of the NCAA tournament for just the third time in the last 13 seasons.

| UW | MP | FG | 3P | FT | R | F | A | TO | B | S | TP |
|---------------|------------|---------------|---------------|---------------|-----------|-----------|-----------|-----------|----------|----------|-----------|
| Evans* | 28 | 2-8 | 0-0 | 1-3 | 7 | 0 | 2 | 1 | 1 | 1 | 5 |
| Bruesewitz*32 | 1-4 | 1-3 | 0-0 | 6 | 3 | 1 | 4 | 2 | 1 | 3 | |
| Berggren* 30 | 2-10 | 1-5 | 3-4 | 9 | 2 | 1 | 2 | 3 | 0 | 8 | |
| Brust* | 38 | 2-9 | 2-9 | 0-0 | 4 | 1 | 0 | 0 | 0 | 3 | 4 |
| Jackson* | 35 | 2-10 | 1-2 | 3-4 | 5 | 4 | 4 | 2 | 0 | 1 | 5 |
| Marshall | 7 | 0-1 | 0-1 | 0-0 | 1 | 1 | 0 | 0 | 0 | 0 | 0 |
| Dekker | 20 | 5-13 | 2-10 | 2-2 | 3 | 3 | 0 | 1 | 0 | 1 | 14 |
| Kaminsky | 10 | 1-4 | 0-0 | 0-0 | 3 | 2 | 2 | 1 | 1 | 0 | 2 |
| team | | | | | | | | | | | 2 |
| TOTALS | 200 | 15-59 | 7-30 | 9-13 | 40 | 16 | 10 | 11 | 7 | 7 | 46 |
| | | (.254) | (.233) | (.692) | | | | | | | |

| MISS | MP | FG | 3P | FT | R | F | A | TO | B | S | TP |
|---------------|------------|---------------|---------------|---------------|-----------|-----------|----------|-----------|----------|----------|-----------|
| Buckner* | 33 | 4-10 | 0-0 | 1-5 | 12 | 2 | 0 | 1 | 5 | 2 | 9 |
| Holloway* | 37 | 4-7 | 0-0 | 2-4 | 9 | 2 | 2 | 0 | 1 | 2 | 10 |
| Williams* | 27 | 2-6 | 1-2 | 0-0 | 3 | 2 | 1 | 0 | 0 | 0 | 4 |
| Henderson*35 | 6-21 | 3-12 | 4-4 | 4 | 0 | 1 | 3 | 0 | 1 | 19 | |
| Summers* | 32 | 3-7 | 0-0 | 3-3 | 3 | 5 | 3 | 4 | 0 | 1 | 9 |
| Newby | 0+ | 0-0 | 0-0 | 0-0 | 0 | 0 | 0 | 0 | 0 | 0 | 0 |
| Millinghaus | 6 | 0-0 | 0-0 | 0-0 | 1 | 1 | 1 | 1 | 0 | 0 | 0 |
| White | 20 | 3-6 | 0-1 | 0-0 | 6 | 0 | 0 | 0 | 0 | 0 | 6 |
| Perez | 1 | 0-0 | 0-0 | 0-0 | 0 | 0 | 0 | 0 | 0 | 0 | 0 |
| Brutus | 9 | 0-0 | 0-0 | 0-0 | 2 | 0 | 0 | 0 | 0 | 0 | 0 |
| team | | | | | | | | | | | 3 |
| TOTALS | 200 | 22-57 | 3-15 | 10-16 | 43 | 12 | 8 | 10 | 6 | 6 | 57 |
| | | (.386) | (.200) | (.625) | | | | | | | |

SCORING BY HALVES

| | | | |
|-----------|----|----|----|
| Ole Miss | 22 | 35 | 57 |
| Wisconsin | 25 | 21 | 46 |

2014

(2) Wisconsin 75 • (15) American 35

March 20, 2014 • Milwaukee
BMO Harris Bradley Center

Playing the first two tournament games close to home was a goal all year, and Wisconsin players fed off the energy to extinguish any upset hopes of 15th-seeded American. Traevon Jackson led UW with 18 points. Ben Brust scored 17 points and the No. 2 seed devastated the Eagles with a 22-5 run to close the first half in a 75-35 victory Thursday in Milwaukee. No. 2 seed Wisconsin recovered from a brief first-half rut as the Eagles, champions of the Patriot League, built a seven-point lead with their Princeton-style offense. The Badgers hit 57 percent of their shots in the second half on the way to their largest margin of victory in the school's 44 NCAA postseason games.

| UW | MP | FG | 3P | FT | R | F | A | TO | B | S | TP |
|---------------|------------|---------------|---------------|---------------|-----------|-----------|-----------|----------|----------|----------|-----------|
| Dekker* | 27 | 5-11 | 1-3 | 0-0 | 6 | 2 | 0 | 0 | 0 | 2 | 11 |
| Kaminsky* | 20 | 3-9 | 0-3 | 2-2 | 4 | 4 | 2 | 2 | 0 | 2 | 8 |
| Brust* | 25 | 6-9 | 4-7 | 1-1 | 4 | 1 | 2 | 0 | 0 | 0 | 17 |
| Jackson* | 29 | 6-8 | 2-4 | 4-4 | 4 | 1 | 3 | 2 | 0 | 0 | 18 |
| Gasser* | 32 | 1-2 | 1-1 | 4-4 | 2 | 1 | 4 | 1 | 0 | 0 | 7 |
| Hayes | 22 | 2-3 | 0-0 | 2-2 | 4 | 2 | 1 | 0 | 1 | 2 | 6 |
| Hill | 2 | 0-1 | 0-1 | 0-0 | 1 | 0 | 0 | 1 | 0 | 0 | 0 |
| Dukan | 12 | 2-2 | 1-1 | 0-0 | 3 | 1 | 1 | 1 | 0 | 0 | 5 |
| Koenig | 19 | 1-3 | 1-3 | 0-0 | 0 | 2 | 0 | 0 | 0 | 0 | 3 |
| Brown | 6 | 0-3 | 0-0 | 0-1 | 1 | 1 | 0 | 0 | 0 | 0 | 0 |
| Anderson | 3 | 0-1 | 0-0 | 0-0 | 0 | 0 | 0 | 0 | 0 | 0 | 0 |
| Bohannon | 3 | 0-0 | 0-0 | 0-0 | 0 | 0 | 0 | 0 | 0 | 1 | 0 |
| team | | | | | | | | | | | 2 |
| TOTALS | 200 | 26-52 | 10-32 | 13-14 | 31 | 15 | 13 | 7 | 1 | 9 | 75 |
| | | (.500) | (.435) | (.929) | | | | | | | |

| AU | MP | FG | 3P | FT | R | F | A | TO | B | S | TP |
|---------------|------------|---------------|---------------|---------------|-----------|-----------|----------|-----------|----------|----------|-----------|
| Kager* | 10 | 0-0 | 0-0 | 0-0 | 1 | 1 | 0 | 0 | 0 | 0 | 0 |
| Wroblecky*35 | 3-6 | 0-0 | 5-6 | 5 | 4 | 4 | 6 | 0 | 1 | 11 | |
| Gardner* | 38 | 2-7 | 0-1 | 0-0 | 8 | 3 | 3 | 5 | 0 | 1 | 4 |
| Reed* | 40 | 2-9 | 1-5 | 4-6 | 5 | 1 | 0 | 2 | 0 | 1 | 9 |
| Schoof* | 37 | 4-10 | 3-5 | 0-0 | 3 | 2 | 0 | 3 | 0 | 2 | 11 |
| Carroll | 2 | 0-1 | 0-1 | 0-0 | 0 | 0 | 0 | 1 | 0 | 0 | 0 |
| Vasic | 25 | 0-2 | 0-1 | 0-1 | 0 | 2 | 0 | 0 | 0 | 0 | 0 |
| Jones | 5 | 0-1 | 0-1 | 0-0 | 0 | 2 | 1 | 0 | 0 | 0 | 0 |
| Rhea | 3 | 0-1 | 0-1 | 0-2 | 1 | 0 | 0 | 0 | 0 | 0 | 0 |
| Elcano | 5 | 0-0 | 0-0 | 0-0 | 0 | 1 | 0 | 0 | 0 | 0 | 0 |
| team | | | | | | | | | | | 1 |
| TOTALS | 200 | 11-37 | 4-15 | 9-15 | 24 | 16 | 8 | 17 | 0 | 5 | 35 |
| | | (.297) | (.267) | (.600) | | | | | | | |

SCORING BY HALVES

| | | | |
|-----------|----|----|----|
| American | 22 | 13 | 35 |
| Wisconsin | 32 | 43 | 75 |

(2) Wisconsin 85 • (7) Oregon 77

**March 22, 2014 • Milwaukee, Wis.
Bradley Center (18,206)**

In a test of tempos, Wisconsin delivered the knockout punch. Ben Brust hit a 3-pointer with 1:07 left and the second-seeded Badgers overcame seventh-seeded Oregon's transition game for a thrilling 85-77 win Saturday night to get into the Sweet 16. Brust's clutch 3 from the wing gave the Badgers the lead for good and pushed the senior past Tim Locum for the most career 3s in UW history. The Badgers trailed by 12 at the half, but began the second half with a 17-6 run in front of a partisan crowd. All five Wisconsin starters scored in double figures, led by Frank Kaminsky's 19 points. Sam Dekker added 12 points and eight rebounds, while Traevon Jackson had 16 points (9-of-11 FTs), eight rebounds and five assists in the balanced effort. After giving up 19 fast break points in the first stanza, UW held uptempo Oregon to none in the final 20 minutes. Wisconsin also out-rebounded the Ducks, 36-26, including 14 offensive rebounds.

| UW | MP | FG | 3P | FT | R | F | A | TO | B | S | TP |
|---------------|------------|---------------|---------------|---------------|-----------|-----------|-----------|----------|----------|----------|-----------|
| Dekker* | 32 | 4-10 | 1-4 | 3-4 | 8 | 1 | 4 | 1 | 0 | 0 | 12 |
| Kaminsky* | 33 | 8-15 | 1-5 | 2-7 | 5 | 3 | 0 | 1 | 1 | 1 | 19 |
| Brust* | 32 | 4-9 | 4-8 | 0-0 | 3 | 4 | 1 | 1 | 0 | 0 | 12 |
| Jackson* | 35 | 3-8 | 1-2 | 9-11 | 8 | 2 | 5 | 3 | 0 | 0 | 16 |
| Gasser* | 34 | 5-7 | 3-5 | 0-0 | 5 | 3 | 3 | 0 | 0 | 0 | 13 |
| Hayes | 10 | 2-5 | 0-0 | 2-3 | 2 | 2 | 1 | 1 | 0 | 0 | 6 |
| Dukan | 5 | 1-2 | 0-1 | 0-0 | 0 | 0 | 0 | 0 | 0 | 0 | 2 |
| Koenig | 19 | 2-4 | 1-3 | 0-0 | 1 | 1 | 1 | 1 | 0 | 0 | 5 |
| team | | | | | 4 | 1 | | | | | |
| TOTALS | 200 | 29-60 | 11-28 | 16-25 | 36 | 17 | 15 | 8 | 1 | 1 | 85 |
| | | (.483) | (.393) | (.640) | | | | | | | |

| OU | MP | FG | 3P | FT | R | F | A | TO | B | S | TP |
|----------|----|-------|-----|-------|---|---|---|----|---|---|----|
| Moser* | 22 | 4-9 | 2-5 | 2-2 | 2 | 2 | 0 | 0 | 0 | 0 | 12 |
| Austin* | 8 | 0-0 | 0-0 | 0-0 | 2 | 1 | 0 | 1 | 0 | 0 | 0 |
| Young* | 34 | 10-19 | 4-7 | 5-6 | 3 | 0 | 2 | 0 | 0 | 0 | 29 |
| Loyd* | 32 | 1-7 | 0-2 | 0-0 | 1 | 3 | 5 | 1 | 0 | 1 | 2 |
| Dotson* | 19 | 2-3 | 1-1 | 0-0 | 5 | 3 | 0 | 0 | 0 | 0 | 5 |
| Artis | 7 | 1-2 | 0-1 | 0-0 | 3 | 0 | 1 | 0 | 0 | 0 | 2 |
| Calliste | 29 | 4-5 | 1-2 | 11-11 | 4 | 4 | 0 | 2 | 0 | 1 | 20 |
| Amardi | 7 | 0-0 | 0-0 | 2-2 | 1 | 4 | 0 | 0 | 0 | 1 | 2 |
| Cook | 23 | 2-3 | 0-0 | 1-2 | 3 | 3 | 1 | 3 | 0 | 1 | 5 |
| Carter | 19 | 0-1 | 0-0 | 0-0 | 2 | 3 | 0 | 1 | 1 | 1 | 0 |

| | | | | | | | | | | | |
|---------------|------------|---------------|---------------|---------------|-----------|-----------|----------|----------|----------|----------|-----------|
| team | | | | | 0 | | | | | | |
| TOTALS | 200 | 24-49 | 8-18 | 21-23 | 26 | 23 | 9 | 8 | 1 | 5 | 77 |
| | | (.490) | (.444) | (.913) | | | | | | | |

SCORING BY HALVES

| | | | |
|-----------|----|----|----|
| Oregon | 49 | 29 | 77 |
| Wisconsin | 37 | 48 | 85 |

(2) Wisconsin 69 • (6) Baylor 52

**March 27, 2014 • Anaheim, Calif.
Honda Center (17,773)**

It was domination from the opening tip as the Badgers jumped out to a quick 8-2 lead and led by at least 15 points for the entire second half in dispatching No. 7 seed Baylor. Wisconsin dissected the Bears' vaunted zone defense, making 52.0 percent of its shots. Frank Kaminsky did the damage on the inside, making 8-of-11 shots and scoring 19 points, while Ben Brust made 3-of-5 3 pointers and added 14. On the defensive end, UW limited Baylor to a season-low 16 first-half points and its 52 total points matched a season low. In addition to his dominance on the offensive end, Kaminsky patrolled the lane on defense, blocking a career-high six shots.

| UW | MP | FG | 3P | FT | R | F | A | TO | B | S | TP |
|---------------|------------|---------------|---------------|---------------|-----------|-----------|-----------|-----------|----------|----------|-----------|
| Dekker* | 22 | 3-8 | 1-4 | 0-3 | 2 | 1 | 1 | 2 | 0 | 0 | 7 |
| Kaminsky* | 34 | 8-11 | 0-0 | 3-4 | 4 | 3 | 3 | 0 | 6 | 0 | 19 |
| Brust* | 34 | 5-7 | 3-5 | 1-2 | 6 | 1 | 2 | 1 | 0 | 0 | 14 |
| Jackson* | 23 | 2-4 | 1-2 | 2-2 | 7 | 4 | 5 | 2 | 0 | 0 | 7 |
| Gasser* | 34 | 0-5 | 0-2 | 4-4 | 8 | 0 | 3 | 2 | 0 | 1 | 4 |
| Hayes | 18 | 5-9 | 0-0 | 0-2 | 6 | 4 | 2 | 1 | 0 | 0 | 10 |
| Hill | 1 | 0-1 | 0-1 | 0-0 | 0 | 1 | 0 | 1 | 0 | 0 | 0 |
| Dukan | 15 | 2-3 | 0-0 | 1-3 | 1 | 0 | 1 | 0 | 0 | 0 | 5 |
| Koenig | 16 | 1-2 | 1-2 | 0-0 | 1 | 2 | 1 | 1 | 0 | 0 | 3 |
| Brown | 1 | 0-0 | 0-0 | 0-0 | 0 | 0 | 0 | 0 | 0 | 0 | 0 |
| Anderson | 1 | 0-0 | 0-0 | 0-0 | 1 | 0 | 0 | 0 | 0 | 0 | 0 |
| Bohannon | 1 | 0-0 | 0-0 | 0-0 | 0 | 0 | 0 | 0 | 0 | 0 | 0 |
| team | | | | | 4 | | | | | | |
| TOTALS | 200 | 26-50 | 6-16 | 11-20 | 40 | 16 | 18 | 10 | 6 | 1 | 69 |
| | | (.520) | (.375) | (.550) | | | | | | | |

| BAY | MP | FG | 3P | FT | R | F | A | TO | B | S | TP |
|---------------|------------|---------------|---------------|---------------|-----------|-----------|-----------|----------|----------|----------|-----------|
| O'Neale* | 29 | 1-6 | 0-1 | 1-2 | 5 | 3 | 4 | 2 | 1 | 1 | 3 |
| Jefferson* | 31 | 6-13 | 0-3 | 3-4 | 7 | 1 | 1 | 1 | 0 | 0 | 15 |
| Austin* | 31 | 5-12 | 0-2 | 2-2 | 5 | 4 | 1 | 0 | 2 | 0 | 12 |
| Chery* | 33 | 2-10 | 1-2 | 7-8 | 8 | 2 | 1 | 1 | 0 | 0 | 12 |
| Heslip* | 34 | 1-6 | 1-4 | 0-0 | 0 | 0 | 0 | 0 | 0 | 1 | 3 |
| Gathers | 14 | 1-4 | 0-0 | 0-0 | 2 | 2 | 1 | 0 | 0 | 0 | 2 |
| Franklin | 18 | 2-8 | 0-3 | 0-0 | 1 | 2 | 2 | 1 | 0 | 1 | 4 |
| Heard | 0+ | 0-0 | 0-0 | 0-0 | 0 | 0 | 0 | 0 | 0 | 0 | 0 |
| Lowery | 0+ | 0-0 | 0-0 | 0-0 | 0 | 0 | 0 | 0 | 0 | 0 | 0 |
| Wainright | 1 | 0-0 | 0-0 | 1-2 | 0 | 1 | 0 | 0 | 0 | 1 | 1 |
| Prince | 9 | 0-0 | 0-0 | 0-0 | 2 | 1 | 0 | 1 | 0 | 1 | 0 |
| team | | | | | 3 | | | | | | |
| TOTALS | 200 | 18-59 | 2-15 | 14-18 | 33 | 16 | 10 | 6 | 3 | 5 | 52 |
| | | (.305) | (.133) | (.778) | | | | | | | |

SCORING BY HALVES

| | | | |
|-----------|----|----|----|
| Baylor | 16 | 36 | 52 |
| Wisconsin | 29 | 40 | 69 |

(2) Wisconsin 64 • (1) Arizona 63 (OT)

**March 29, 2014 • Anaheim, Calif.
Honda Center (17,814)**

Riding a monster performance from Frank Kaminsky, the Badgers advanced to the second Final Four in school history by outlasting No. 1 seed Arizona, 64-63, in overtime. Kaminsky recorded the second double-double of his career, scoring 28 points and pulling down 11 rebounds. In a tense battle that saw neither team lead by more than three points for the final 18 minutes of game action, the Badgers came up with the big plays in overtime. Traevon Jackson had a chance to win the game in regulation but his pull-up jumper at the buzzer was just short. In overtime, Ben Brust opened the scoring with his only 3-pointer of the game. After that, Kaminsky scored six of UW's final seven points, including the go-ahead basket with 2:21 left. His tip-in with just over a minute remaining gave the Badgers a three-point lead. After Arizona cut the lead to one, the Wildcats got the ball back and had three chances to take the lead in the final 12 seconds but UW's defense turned them away each time.

| UW | MP | FG | 3P | FT | R | F | A | TO | B | S | TP |
|---------------|------------|---------------|---------------|---------------|-----------|-----------|-----------|----------|----------|----------|-----------|
| Dekker* | 35 | 2-5 | 1-2 | 2-2 | 8 | 0 | 2 | 1 | 0 | 0 | 7 |
| Kaminsky* | 37 | 11-20 | 3-5 | 3-4 | 11 | 3 | 1 | 1 | 0 | 0 | 28 |
| Brust* | 39 | 2-7 | 1-3 | 0-0 | 2 | 2 | 1 | 1 | 0 | 0 | 5 |
| Jackson* | 40 | 4-14 | 0-3 | 2-2 | 3 | 1 | 5 | 2 | 0 | 0 | 10 |
| Gasser* | 38 | 1-5 | 0-3 | 3-4 | 5 | 3 | 1 | 2 | 0 | 1 | 5 |
| Hayes | 16 | 2-8 | 0-0 | 0-0 | 2 | 2 | 0 | 1 | 0 | 2 | 4 |
| Dukan | 3 | 0-0 | 0-0 | 0-0 | 1 | 2 | 0 | 0 | 0 | 0 | 0 |
| Koenig | 17 | 2-2 | 1-1 | 0-0 | 2 | 1 | 1 | 0 | 0 | 0 | 5 |
| team | | | | | 4 | 1 | | | | | |
| TOTALS | 200 | 24-61 | 6-17 | 10-12 | 38 | 15 | 11 | 8 | 0 | 3 | 64 |
| | | (.393) | (.353) | (.833) | | | | | | | |

| ARIZ | MP | FG | 3P | FT | R | F | A | TO | B | S | TP |
|---------------|------------|---------------|---------------|---------------|-----------|-----------|----------|----------|----------|----------|-----------|
| Gordon* | 39 | 3-11 | 1-2 | 1-2 | 18 | 1 | 2 | 1 | 2 | 1 | 8 |
| Tarczewski* | 32 | 5-8 | 0-0 | 2-3 | 4 | 2 | 0 | 2 | 1 | 0 | 12 |
| York* | 29 | 0-2 | 0-0 | 1-2 | 2 | 2 | 0 | 0 | 0 | 0 | 1 |
| McConnell* | 39 | 2-10 | 2-5 | 3-4 | 3 | 3 | 2 | 2 | 0 | 0 | 9 |
| Johnson* | 43 | 6-16 | 1-3 | 3-4 | 4 | 2 | 3 | 1 | 0 | 0 | 16 |
| Mayes | 5 | 2-2 | 0-0 | 0-0 | 1 | 2 | 0 | 1 | 0 | 0 | 4 |
| Hollis-Jeff.* | 31 | 4-7 | 0-0 | 2-2 | 4 | 3 | 1 | 0 | 2 | 1 | 10 |
| Pitts | 7 | 1-2 | 1-2 | 0-0 | 2 | 2 | 0 | 0 | 0 | 0 | 3 |
| team | | | | | 1 | | | | | | |
| TOTALS | 200 | 23-58 | 5-12 | 12-17 | 39 | 17 | 8 | 7 | 5 | 2 | 63 |
| | | (.397) | (.417) | (.706) | | | | | | | |

SCORING BY HALVES

| | | | | |
|-----------|----|----|----|----|
| Wisconsin | 25 | 29 | 10 | 64 |
| Arizona | 28 | 26 | 9 | 63 |

(8) Kentucky 74 • (2) Wisconsin 73

**April 5, 2014 • Arlington, Texas
AT&T Stadium (79,444)**

In front of the largest crowd to ever witness a college basketball game, 79,444, the fans at AT&T Stadium were treated to one of the most entertaining national semifinals in history. It was a game-winning 3-pointer from Kentucky's Aaron Harrison that proved to be the difference as the Wildcats advanced with a thrilling 74-73 victory. Wisconsin did almost everything it needed to do to beat Kentucky, as UW shot a Final Four record 95.0 percent (19-20) from the charity stripe. After point guard Traevon Jackson was charged with his second foul just six minutes into the first half, freshman Bronson Koenig scored 11 points in 16 minutes, as UW took a 40-36 halftime advantage into the locker room. After a Sam Dekker 3-pointer opened the second-half scoring, Kentucky went on a 15-0 run to build a 51-43 lead. UW would answer with a 10-2 run to tie the game and set up a thrilling finish. With the game tied at 72-72 and 16 seconds left in regulation, Jackson was fouled and sent to the line for three free throw attempts, making 2-of-3. The Badgers' lone miss from the line gave Kentucky the hope it needed, as Harrison's deep 3-pointer clanged in with five seconds remaining. Jackson missed a jumper at the buzzer and the Badgers fell short in their quest for the school's first national title appearance since 1941.

| UW | MP | FG | 3P | FT | R | F | A | TO | B | S | TP |
|---------------|------------|---------------|---------------|---------------|-----------|-----------|-----------|----------|----------|----------|-----------|
| Dekker* | 25 | 3-4 | 1-2 | 8-8 | 4 | 2 | 1 | 0 | 1 | 1 | 15 |
| Kaminsky* | 32 | 4-7 | 0-0 | 0-0 | 5 | 3 | 0 | 1 | 2 | 0 | 8 |
| Brust* | 38 | 3-9 | 3-7 | 6-6 | 4 | 3 | 0 | 2 | 0 | 0 | 15 |
| Jackson* | 22 | 4-9 | 1-3 | 3-4 | 4 | 3 | 3 | 2 | 0 | 1 | 12 |
| Gasser* | 40 | 1-4 | 0-1 | 0-0 | 5 | 2 | 3 | 0 | 0 | 1 | 2 |
| Hayes | 7 | 1-2 | 0-0 | 0-0 | 0 | 2 | 1 | 1 | 0 | 0 | 2 |
| Dukan | 15 | 3-5 | 2-3 | 0-0 | 5 | 0 | 2 | 0 | 0 | 0 | 8 |
| Koenig | 20 | 4-10 | 1-4 | 2-2 | 0 | 2 | 1 | 2 | 0 | 1 | 11 |
| Brown | 1 | 0-0 | 0-0 | 0-0 | 0 | 1 | 0 | 0 | 0 | 0 | 0 |
| team | | | | | 0 | | | | | | |
| TOTALS | 200 | 23-50 | 8-20 | 19-20 | 27 | 18 | 11 | 8 | 3 | 4 | 73 |
| | | (.460) | (.400) | (.950) | | | | | | | |

| UK | MP | FG | 3P | FT | R | F | A | TO | B | S | TP |
|----------------|------------|---------------|---------------|---------------|-----------|-----------|----------|----------|----------|----------|-----------|
| Young* | 37 | 5-11 | 1-2 | 6-7 | 5 | 3 | 2 | 1 | 0 | 2 | 17 |
| Randle* | 27 | 6-10 | 0-0 | 4-6 | 5 | 1 | 0 | 1 | 0 | 1 | 16 |
| Johnson* | 18 | 4-6 | 0-0 | 2-3 | 7 | 3 | 1 | 0 | 0 | 0 | 10 |
| Harrison, Aa.* | 36 | 3-8 | 1-1 | 1-2 | 3 | 2 | 2 | 0 | 0 | 0 | 8 |
| Harrison, An.* | 29 | 4-14 | 0-2 | 1-2 | 3 | 3 | 4 | 2 | 0 | 1 | 9 |
| Lee | 10 | 2-3 | 0-0 | 0-0 | 1 | 4 | 0 | 0 | 1 | 0 | 4 |
| Polson | 3 | 0-2 | 0-0 | 0-0 | 1 | 0 | 0 | 0 | 0 | 0 | 0 |
| Poythress | 29 | 4-4 | 0-0 | 0-1 | 7 | 2 | 0 | 0 | 0 | 0 | 8 |
| Hawkins | 11 | 1-1 | 0-0 | 0-0 | 0 | 2 | 0 | 0 | 0 | 0 | 2 |
| team | | | | | 0 | | | | | | |
| TOTALS | 200 | 29-58 | 2-5 | 14-21 | 32 | 17 | 9 | 4 | 1 | 4 | 74 |
| | | (.500) | (.400) | (.667) | | | | | | | |

SCORING BY HALVES

| | | | |
|-----------|----|----|----|
| Kentucky | 36 | 38 | 74 |
| Wisconsin | 40 | 33 | 73 |

2015

(1) Wisconsin 86 • (16) Coastal Car. 72

March 20, 2015 • Omaha, Neb.
CenturyLink Center (17,534)

Pegged with expectations of the program's first-ever No. 1 seed in the NCAA tournament, the Badgers did not disappoint in their opening-round game. Frank Kaminsky dropped in 27 points on an efficient 10-for-14 shooting and added 12 rebounds. UW's starting frontcourt would score 62 (20 from Sam Dekker and 15 from Nigel Hayes) of the team's 86 points in an 86-72 win over Coastal Carolina. The height of the Badgers was too much, as UW outscored the Chanticleers 40-24 in the lane and out-rebounded them 36-25. Wisconsin shot 54.1 percent from the field, including 40.7 percent from 3-point range, and improved to 12-2 in NCAA openers under Bo Ryan. The win also marked the team's school-record 32nd of the season.

| CC | MP | FG | 3P | FT | R | F | A | TO | B | S | TP |
|---------------|------------|---------------|---------------|---------------|-----------|-----------|----------|----------|----------|----------|-----------|
| Curtis* | 26 | 0-1 | 0-0 | 0-0 | 6 | 3 | 0 | 0 | 1 | 0 | 0 |
| Diagne* | 31 | 1-4 | 0-1 | 4-4 | 3 | 3 | 0 | 2 | 0 | 0 | 6 |
| Gillis* | 34 | 10-19 | 0-1 | 2-2 | 5 | 2 | 1 | 1 | 0 | 1 | 22 |
| Cameron* | 31 | 4-9 | 3-5 | 0-0 | 1 | 1 | 3 | 0 | 0 | 2 | 11 |
| Wiggins* | 25 | 2-6 | 0-0 | 0-0 | 3 | 0 | 4 | 1 | 0 | 4 | 4 |
| Enanga | 5 | 0-1 | 0-1 | 0-0 | 1 | 0 | 1 | 0 | 0 | 0 | 0 |
| Wilson | 29 | 7-11 | 4-4 | 2-3 | 1 | 3 | 0 | 2 | 0 | 0 | 20 |
| Ray-St Cyr | 1 | 1-1 | 0-0 | 0-0 | 0 | 0 | 0 | 0 | 0 | 1 | 2 |
| Freeman | 18 | 3-6 | 0-0 | 1-2 | 4 | 2 | 0 | 0 | 0 | 0 | 7 |
| team | | | | | 1 | | | | | | |
| TOTALS | 200 | 28-58 | 7-12 | 9-11 | 25 | 14 | 9 | 6 | 1 | 8 | 72 |
| | | (.483) | (.583) | (.818) | | | | | | | |

| UW | MP | FG | 3P | FT | R | F | A | TO | B | S | TP |
|---------------|------------|---------------|---------------|---------------|-----------|-----------|-----------|----------|----------|----------|-----------|
| Hayes* | 28 | 6-12 | 1-2 | 2-3 | 8 | 1 | 3 | 1 | 0 | 1 | 15 |
| Dekker* | 35 | 8-15 | 4-8 | 0-0 | 2 | 1 | 2 | 0 | 0 | 0 | 20 |
| Kaminsky* | 35 | 10-14 | 3-5 | 4-5 | 12 | 0 | 4 | 2 | 1 | 0 | 27 |
| Gasser* | 33 | 3-4 | 1-2 | 2-2 | 5 | 3 | 0 | 1 | 0 | 3 | 9 |
| Koenig* | 33 | 3-7 | 2-6 | 0-0 | 2 | 3 | 4 | 2 | 0 | 0 | 8 |
| Smith | 1 | 0-0 | 0-0 | 0-0 | 0 | 0 | 0 | 0 | 0 | 0 | 0 |
| Showalter | 9 | 1-2 | 0-1 | 0-0 | 0 | 3 | 1 | 1 | 0 | 0 | 2 |
| Moesch | 1 | 0-0 | 0-0 | 0-0 | 0 | 0 | 0 | 0 | 0 | 0 | 0 |
| Dukan | 21 | 2-6 | 0-3 | 1-2 | 5 | 0 | 0 | 0 | 0 | 0 | 5 |
| Brown | 3 | 0-1 | 0-0 | 0-0 | 0 | 0 | 0 | 1 | 0 | 1 | 0 |
| Dearring | 1 | 0-0 | 0-0 | 0-0 | 0 | 0 | 0 | 1 | 0 | 0 | 0 |
| team | | | | | 2 | | | | | | |
| TOTALS | 200 | 33-61 | 11-27 | 9-12 | 36 | 11 | 14 | 9 | 1 | 5 | 86 |
| | | (.541) | (.407) | (.750) | | | | | | | |

SCORING BY HALVES

| | | | |
|------------------|----|----|----|
| Coastal Carolina | 32 | 40 | 72 |
| Wisconsin | 47 | 39 | 86 |

(1) Wisconsin 72 • (8) Oregon 65

March 22, 2015 • Omaha, Neb.
CenturyLink Center (17,563)

The path back to the Final Four in 2015 looked eerily similar in the third round of the NCAA tournament for Wisconsin, which met Oregon for a second straight year in the round of 32 teams. Similar to their 2014 meeting, the Badgers and Ducks tested one another, but it was Wisconsin again that came out victorious in a 72-65 win. Sam Dekker scored 17 points and led four Badgers in double digits, as UW punched its ticket to the Sweet 16 for the fourth time in five years. Wisconsin played with the lead all game until Dwayne Benjamin tied it at 52 with a 3-pointer with 5:27 left. The Badgers took the lead right back, though, as Dekker hit a reverse layup and a 3-pointer to make it 58-52. UW got 16 points from Frank Kaminsky, 14 from Nigel Hayes and 12 from Bronson Koenig.

| OU | MP | FG | 3P | FT | R | F | A | TO | B | S | TP |
|---------------|------------|---------------|---------------|---------------|-----------|-----------|-----------|----------|----------|----------|-----------|
| Bell* | 30 | 4-5 | 0-0 | 0-0 | 7 | 1 | 1 | 1 | 4 | 1 | 8 |
| Cook* | 31 | 1-8 | 0-0 | 0-0 | 6 | 4 | 1 | 3 | 0 | 0 | 2 |
| Brooks* | 29 | 2-7 | 0-3 | 0-0 | 4 | 4 | 1 | 1 | 0 | 0 | 4 |
| Young* | 40 | 12-25 | 2-6 | 4-4 | 3 | 3 | 4 | 1 | 0 | 1 | 30 |
| Abdul-Bassit* | 22 | 4-6 | 4-5 | 0-0 | 0 | 4 | 1 | 0 | 0 | 1 | 12 |
| Benjamin | 30 | 3-6 | 2-4 | 0-0 | 8 | 3 | 1 | 2 | 0 | 0 | 8 |
| Benson | 14 | 0-1 | 0-1 | 0-0 | 1 | 1 | 2 | 0 | 0 | 0 | 0 |
| Rorie | 4 | 0-1 | 0-0 | 1-3 | 3 | 0 | 2 | 0 | 0 | 0 | 1 |
| team | | | | | 2 | | | | | | |
| TOTALS | 200 | 26-59 | 8-19 | 5-7 | 34 | 20 | 13 | 8 | 4 | 3 | 65 |
| | | (.441) | (.421) | (.714) | | | | | | | |

| UW | MP | FG | 3P | FT | R | F | A | TO | B | S | TP |
|---------------|------------|---------------|---------------|---------------|-----------|-----------|-----------|----------|----------|----------|-----------|
| Hayes* | 37 | 4-9 | 1-5 | 5-8 | 5 | 1 | 3 | 1 | 1 | 1 | 14 |
| Dekker* | 33 | 6-12 | 3-8 | 2-4 | 5 | 2 | 0 | 1 | 1 | 0 | 17 |
| Kaminsky* | 38 | 6-13 | 0-0 | 4-5 | 7 | 2 | 2 | 1 | 0 | 1 | 16 |
| Gasser* | 36 | 1-4 | 0-3 | 2-2 | 1 | 1 | 4 | 0 | 1 | 1 | 4 |
| Koenig* | 28 | 2-7 | 1-3 | 7-8 | 1 | 3 | 0 | 1 | 0 | 0 | 12 |
| Showalter | 15 | 2-2 | 1-1 | 0-0 | 5 | 2 | 2 | 0 | 0 | 0 | 5 |
| Dukan | 13 | 1-4 | 1-3 | 1-2 | 3 | 2 | 0 | 2 | 0 | 0 | 4 |
| team | | | | | 5 | | | | | | |
| TOTALS | 200 | 22-51 | 7-23 | 21-29 | 32 | 13 | 11 | 6 | 3 | 3 | 72 |
| | | (.431) | (.304) | (.724) | | | | | | | |

SCORING BY HALVES

| | | | |
|-----------|----|----|----|
| Oregon | 28 | 37 | 65 |
| Wisconsin | 31 | 41 | 72 |

(1) Wisconsin 79 • (4) N. Carolina 72

**March 26, 2015 • Los Angeles, Calif.
Staples Center (18,809)**

Slow to start and looking like a top-seeded team ready to flirt with elimination, the top-seeded Badgers proved their resilience and grit, rallying in the final 10 minutes to stave off North Carolina, 79-72, at the Staples Center in Los Angeles. The heroics of Sam Dekker played a key role, as the junior forward scored a career-high 23 points and 10 rebounds, while Frank Kaminsky added 19 and Nigel Hayes had 12 to send Wisconsin to the Elite Eight. Zak Showalter came off the bench and provided momentum with six points, which sparked a 19-7 comeback run in the second half. UW shot 58 percent in the second half and made 20 of 23 free throws down the stretch to keep hopes of a second straight Final Four berth alive.

| UNC | MP | FG | 3P | FT | R | F | A | TO | B | S | TP |
|---------------|------------|---------------|---------------|---------------|-----------|-----------|-----------|----------|----------|----------|-----------|
| Meeks* | 14 | 1-4 | 0-0 | 2-2 | 4 | 3 | 0 | 0 | 0 | 0 | 4 |
| Johnson* | 22 | 7-9 | 0-0 | 1-2 | 4 | 4 | 0 | 0 | 1 | 0 | 15 |
| Jackson* | 31 | 6-11 | 3-3 | 0-0 | 2 | 2 | 3 | 0 | 0 | 0 | 15 |
| Paige* | 37 | 4-11 | 3-5 | 1-2 | 2 | 2 | 3 | 1 | 0 | 2 | 12 |
| Tokoto* | 33 | 2-6 | 0-0 | 0-0 | 4 | 1 | 3 | 1 | 0 | 1 | 4 |
| Britt | 9 | 1-4 | 0-1 | 2-2 | 2 | 2 | 0 | 1 | 0 | 0 | 4 |
| Pinson | 4 | 0-1 | 0-1 | 1-2 | 0 | 0 | 0 | 1 | 0 | 0 | 1 |
| Berry III | 19 | 2-3 | 2-3 | 3-4 | 1 | 2 | 3 | 0 | 0 | 0 | 9 |
| Hicks | 18 | 2-5 | 0-0 | 2-4 | 6 | 3 | 0 | 0 | 0 | 0 | 6 |
| James | 13 | 1-2 | 0-0 | 0-0 | 1 | 1 | 0 | 0 | 0 | 0 | 2 |
| team | | | | | 2 | | | | | | |
| TOTALS | 200 | 26-56 | 8-13 | 12-18 | 28 | 20 | 12 | 4 | 1 | 3 | 72 |
| | | (.464) | (.615) | (.667) | | | | | | | |

| UW | MP | FG | 3P | FT | R | F | A | TO | B | S | TP |
|---------------|------------|---------------|---------------|---------------|-----------|-----------|-----------|----------|----------|----------|-----------|
| Hayes* | 35 | 3-11 | 0-4 | 6-7 | 6 | 3 | 0 | 2 | 0 | 1 | 12 |
| Dekker* | 32 | 10-15 | 1-5 | 2-2 | 10 | 0 | 1 | 0 | 0 | 0 | 23 |
| Kaminsky* | 39 | 5-11 | 1-1 | 8-8 | 8 | 2 | 2 | 2 | 0 | 0 | 19 |
| Gasser* | 40 | 2-4 | 2-3 | 0-0 | 4 | 3 | 4 | 0 | 0 | 1 | 6 |
| Koenig* | 23 | 2-9 | 2-6 | 3-4 | 3 | 5 | 4 | 0 | 0 | 0 | 9 |
| Showalter | 8 | 3-3 | 0-0 | 0-0 | 1 | 3 | 1 | 0 | 0 | 1 | 6 |
| Jackson | 9 | 1-3 | 1-2 | 1-2 | 1 | 0 | 1 | 1 | 0 | 0 | 4 |
| Dukan | 14 | 0-0 | 0-0 | 0-0 | 0 | 2 | 0 | 0 | 0 | 0 | 0 |
| team | | | | | 2 | | | | | | |
| TOTALS | 200 | 26-56 | 7-21 | 20-23 | 35 | 18 | 13 | 5 | 0 | 3 | 79 |
| | | (.464) | (.333) | (.870) | | | | | | | |

SCORING BY HALVES

| | | | |
|----------------|----|----|----|
| North Carolina | 33 | 39 | 72 |
| Wisconsin | 31 | 48 | 79 |

(1) Wisconsin 85 • (2) Arizona 78

**March 28, 2015 • Los Angeles, Calif.
Staples Center (19,125)**

In yet another rematch of the 2014 NCAA Tournament, Wisconsin and Arizona met once again in the regional semifinals with a berth in the 2015 Final Four on the line. Just as it had the year prior, the 1 vs. 2 seed matchup did not disappoint. Sam Dekker hit five of Wisconsin's 10 3-pointers in the second half, including a dagger in the final minute to seal the Badgers' return trip to the Final Four. The Wildcats twice got within five points in the final two and a half minutes, but both times Dekker had an answer on arcing 3-pointers. UW hit 10 of 12 3-pointers in the second half, connecting on a season-high 67 percent overall. Dekker finished with a career-high 27 points to earn West Regional Most Outstanding Player honors. Frank Kaminsky continued his NCAA Tournament All-Region performance with a game-high 29 points. Senior Josh Gasser added 10 points and garnered All-Region accolades as well.

| ARIZ | MP | FG | 3P | FT | R | F | A | TO | B | S | TP |
|-----------------|------------|---------------|---------------|---------------|-----------|-----------|----------|-----------|----------|----------|-----------|
| Johnson* | 25 | 2-4 | 0-1 | 2-2 | 2 | 5 | 0 | 3 | 0 | 1 | 6 |
| Ashley* | 21 | 5-8 | 0-0 | 7-7 | 4 | 4 | 0 | 0 | 0 | 0 | 17 |
| Hollis-Jeff.*37 | 6-12 | 0-0 | 5-6 | 8 | 5 | 0 | 0 | 0 | 0 | 0 | 17 |
| Tarczewski*25 | 3-5 | 0-0 | 5-5 | 20 | 4 | 1 | 1 | 1 | 1 | 0 | 11 |
| McConnell*38 | 4-8 | 0-2 | 6-6 | 1 | 1 | 5 | 3 | 0 | 2 | 14 | |
| Jackson-Cart.4 | 1-1 | 0-0 | 0-0 | 2 | 1 | 0 | 1 | 0 | 0 | 2 | |
| York | 33 | 3-5 | 2-3 | 3-4 | 1 | 1 | 1 | 2 | 0 | 2 | 11 |
| Ristic | 0 | 0-0 | 0-0 | 0-0 | 0 | 0 | 0 | 0 | 0 | 0 | 0 |
| Pitts | 17 | 0-0 | 0-0 | 0-0 | 1 | 1 | 1 | 0 | 0 | 0 | 0 |
| team | | | | | 2 | | | | | | |
| TOTALS | 200 | 24-43 | 2-6 | 28-30 | 22 | 22 | 8 | 10 | 1 | 5 | 78 |
| | | (.558) | (.333) | (.933) | | | | | | | |

| UW | MP | FG | 3P | FT | R | F | A | TO | B | S | TP |
|---------------|------------|---------------|---------------|---------------|-----------|-----------|-----------|----------|----------|----------|-----------|
| Hayes* | 26 | 3-6 | 2-4 | 0-0 | 3 | 4 | 4 | 1 | 0 | 1 | 8 |
| Dekker* | 37 | 8-11 | 5-6 | 6-7 | 5 | 2 | 1 | 1 | 0 | 0 | 27 |
| Kaminsky* | 38 | 9-20 | 1-2 | 10-12 | 6 | 4 | 1 | 3 | 1 | 1 | 29 |
| Gasser* | 36 | 3-4 | 2-3 | 2-4 | 2 | 3 | 2 | 0 | 0 | 2 | 10 |
| Koenig* | 33 | 1-1 | 1-1 | 3-4 | 1 | 4 | 3 | 2 | 0 | 0 | 6 |
| Showalter | 4 | 0-0 | 0-0 | 0-0 | 0 | 1 | 0 | 0 | 0 | 1 | 0 |
| Jackson | 7 | 0-1 | 0-0 | 0-0 | 0 | 0 | 0 | 1 | 0 | 0 | 0 |
| Dukan | 18 | 1-2 | 1-2 | 2-4 | 1 | 3 | 0 | 0 | 0 | 0 | 5 |
| Brown | 1 | 0-0 | 0-0 | 0-0 | 0 | 0 | 0 | 0 | 0 | 0 | 0 |
| team | | | | | 3 | | | | | | |
| TOTALS | 200 | 25-45 | 12-18 | 23-31 | 21 | 21 | 11 | 9 | 1 | 5 | 85 |
| | | (.556) | (.667) | (.742) | | | | | | | |

SCORING BY HALVES

| | | | |
|-----------|----|----|----|
| Arizona | 33 | 45 | 78 |
| Wisconsin | 30 | 55 | 85 |

(1) Wisconsin 71 • (1) Kentucky 64

April 4, 2015 • Indianapolis
Lucas Oil Stadium (72,238)

Everyone remembered the heartbreaking loss Wisconsin suffered to Kentucky in the 2014 Final Four, especially the Badgers. It's not every day a team gets a second chance, but that's exactly what the Badgers got when they again found themselves squaring off with the Wildcats in the 2015 Final Four. The opportunity would not go wasted. Wisconsin did what nobody else could, knocking off the undefeated Wildcats (38-1) in a 71-64 thriller behind 20 points and 11 rebounds from Frank Kaminsky and a clutch comeback down the stretch. Trailing by four after going six minutes without a basket, the Badgers responded with an 8-0 run to take a lead Kentucky would not overcome. The Wildcats led 60-56 with 6:37 left and didn't score again until there were 56 seconds left. By then, it was too late, as Sam Dekker added 16 points of his own, including six during UW's pivotal 8-0 run, and Bronson Koenig had 12 points to drive the Badgers in one of the program's most iconic victories. With the win, Wisconsin advanced to its first NCAA final since 1941.

| UW | MP | FG | 3P | FT | R | F | A | TO | B | S | TP |
|---------------|------------|---------------|---------------|---------------|-----------|-----------|-----------|-----------|----------|----------|-----------|
| Hayes* | 37 | 3-9 | 2-5 | 4-4 | 5 | 3 | 1 | 2 | 0 | 0 | 12 |
| Dekker* | 34 | 6-9 | 2-3 | 2-4 | 3 | 1 | 1 | 0 | 0 | 0 | 16 |
| Kaminsky* | 37 | 7-11 | 1-3 | 5-6 | 11 | 3 | 2 | 3 | 2 | 0 | 20 |
| Gasser* | 32 | 1-2 | 1-1 | 0-0 | 4 | 3 | 0 | 3 | 0 | 0 | 3 |
| Koenig* | 31 | 4-12 | 1-4 | 3-4 | 4 | 1 | 2 | 0 | 0 | 1 | 12 |
| Showalter | 5 | 0-0 | 0-0 | 0-0 | 0 | 0 | 1 | 1 | 0 | 0 | 0 |
| Jackson | 12 | 1-3 | 0-0 | 4-4 | 2 | 1 | 2 | 1 | 0 | 0 | 6 |
| Dukan | 11 | 1-2 | 0-1 | 0-0 | 1 | 1 | 1 | 0 | 0 | 0 | 2 |
| Brown | 1 | 0-0 | 0-0 | 0-0 | 0 | 1 | 0 | 0 | 0 | 0 | 0 |
| team | | | | | 4 | | | | | | |
| TOTALS | 200 | 23-48 | 7-17 | 18-22 | 34 | 14 | 10 | 10 | 2 | 1 | 71 |
| | | (.479) | (.412) | (.818) | | | | | | | |

| UK | MP | FG | 3P | FT | R | F | A | TO | B | S | TP |
|------------------|------------|---------------|---------------|---------------|-----------|-----------|----------|----------|----------|----------|-----------|
| Towns* | 31 | 7-11 | 0-0 | 2-3 | 9 | 2 | 1 | 2 | 1 | 1 | 16 |
| Caughey-Stein*33 | 1-4 | 0-0 | 0-0 | 5 | 2 | 1 | 1 | 2 | 1 | 2 | |
| Lyles* | 29 | 3-7 | 0-0 | 3-3 | 1 | 2 | 0 | 1 | 0 | 0 | 9 |
| Harrison, Aa.*27 | 5-10 | 0-1 | 2-2 | 3 | 5 | 0 | 0 | 0 | 0 | 0 | 12 |
| Harrison, An.*31 | 5-11 | 1-1 | 2-2 | 2 | 2 | 4 | 1 | 1 | 1 | 1 | 13 |
| Lee | 5 | 0-0 | 0-0 | 0-0 | 1 | 1 | 0 | 0 | 0 | 0 | 0 |
| Booker | 19 | 3-6 | 0-0 | 0-0 | 1 | 3 | 0 | 0 | 0 | 0 | 6 |
| Ulis | 17 | 2-4 | 2-3 | 0-0 | 0 | 2 | 1 | 0 | 0 | 2 | 6 |
| Johnson | 8 | 0-1 | 0-0 | 0-0 | 0 | 1 | 0 | 1 | 0 | 0 | 0 |
| team | | | | | 0 | | | | | | |
| TOTALS | 200 | 26-54 | 3-5 | 9-10 | 22 | 20 | 7 | 6 | 4 | 5 | 64 |
| | | (.481) | (.600) | (.900) | | | | | | | |

SCORING BY HALVES

| | | | |
|-----------|----|----|----|
| Wisconsin | 36 | 35 | 71 |
| Kentucky | 36 | 28 | 64 |

(1) Duke 68 • (1) Wisconsin 63

April 6, 2015 • Indianapolis
Lucas Oil Stadium (71,149)

The most prolific season in Wisconsin basketball history came to an unfortunate end, as Wisconsin fell in a 68-63 loss to Duke in the national championship game. Frank Kaminsky finished with 21 points and 11 rebounds, but "Frank The Tank" was unable to drive the Badgers any further on their magical NCAA tournament run. UW held a nine-point lead, 49-38, with 13:00 remaining but Duke would tie the game up at 54-54 with 7:00 left. Kaminsky hit a 3-pointer with 1:08 left that gave UW some late hope to pull within 66-61. Nigel Hayes, who finished with 13 points, then converted a dunk with 49 seconds left that got the Badgers within three. But Duke and its freshmen held on from there. Sam Dekker finished with 12 points and eight rebounds, but was unable to rely on his previously hot 3-point shot. Fouls also hurt in the second half. Wisconsin had just two fouls in the first half, but 13 in the second - unusual for a team that led the nation in fewest fouls per game. Wisconsin ended its season with 36 wins, the most in program history.

| UW | MP | FG | 3P | FT | R | F | A | TO | B | S | TP |
|---------------|------------|---------------|---------------|---------------|-----------|-----------|-----------|----------|----------|----------|-----------|
| Hayes* | 37 | 5-10 | 3-4 | 0-2 | 1 | 2 | 0 | 1 | 0 | 0 | 13 |
| Dekker* | 34 | 6-15 | 0-6 | 0-0 | 8 | 1 | 2 | 0 | 0 | 1 | 12 |
| Kaminsky* | 39 | 7-16 | 2-4 | 5-6 | 12 | 1 | 2 | 2 | 1 | 1 | 21 |
| Gasser* | 36 | 0-1 | 0-0 | 0-0 | 6 | 3 | 3 | 0 | 0 | 0 | 0 |
| Koenig* | 31 | 4-9 | 1-3 | 1-2 | 0 | 3 | 4 | 0 | 0 | 0 | 10 |
| Jackson | 13 | 1-7 | 0-2 | 0-0 | 3 | 1 | 2 | 1 | 0 | 1 | 2 |
| Dukan | 10 | 2-3 | 1-2 | 0-0 | 3 | 4 | 0 | 1 | 0 | 0 | 5 |
| team | | | | | 2 | | | | | | |
| TOTALS | 200 | 25-61 | 7-21 | 6-10 | 35 | 15 | 13 | 5 | 1 | 3 | 63 |
| | | (.410) | (.333) | (.600) | | | | | | | |

| DU | MP | FG | 3P | FT | R | F | A | TO | B | S | TP |
|---------------|------------|---------------|---------------|---------------|-----------|-----------|----------|----------|----------|----------|-----------|
| Winslow* | 32 | 3-9 | 1-2 | 4-7 | 9 | 4 | 1 | 2 | 3 | 1 | 11 |
| Okafor* | 22 | 5-9 | 0-0 | 0-1 | 3 | 4 | 0 | 2 | 0 | 0 | 10 |
| Cook* | 35 | 3-8 | 0-3 | 0-0 | 4 | 0 | 2 | 0 | 0 | 0 | 6 |
| Jones, T.* | 37 | 7-13 | 2-3 | 7-7 | 5 | 1 | 1 | 1 | 0 | 0 | 23 |
| Jones, M.*23 | 0-1 | 0-1 | 0-0 | 3 | 0 | 0 | 0 | 0 | 1 | 0 | |
| Allen | 21 | 5-8 | 1-2 | 5-5 | 2 | 0 | 0 | 0 | 0 | 1 | 16 |
| Jefferson | 21 | 1-1 | 0-0 | 0-0 | 7 | 3 | 2 | 0 | 3 | 1 | 2 |
| Plumlee | 9 | 0-2 | 0-0 | 0-0 | 0 | 1 | 1 | 0 | 0 | 0 | 0 |
| team | | | | | 0 | | | | | | |
| TOTALS | 200 | 24-51 | 4-11 | 16-20 | 33 | 13 | 7 | 5 | 6 | 4 | 68 |
| | | (.471) | (.364) | (.800) | | | | | | | |

SCORING BY HALVES

| | | | |
|-----------|----|----|----|
| Wisconsin | 31 | 32 | 63 |
| Duke | 31 | 37 | 68 |

2016

(7) Wisconsin 47 • (10) Pittsburgh 43

**March 18, 2016 • St. Louis, Mo.
Scottrade Center (14,425)**

It may not have been pretty, but the Badgers said afterwards that they would take an ugly win over a pretty loss any day. Finishing just 32.1 percent from the floor and trailing 22-16 at halftime, Wisconsin grinded out a 47-43 win over Pittsburgh. Freshman Ethan Happ finished with a game-high 15 points, 9 rebounds, 3 assists, 2 steals and 1 block in his NCAA tournament debut. Nigel Hayes contributed 12 points, 5 rebounds and 2 assists. Vitto Brown rounded out UW's double-digit scorers with 11 points.

| UW | MP | FG | 3P | FT | R | F | A | TO | B | S | TP |
|---------------|------------|---------------|---------------|---------------|-----------|-----------|----------|----------|----------|----------|-----------|
| Hayes* | 38 | 3-17 | 0-6 | 6-8 | 5 | 2 | 2 | 0 | 0 | 1 | 12 |
| Happ* | 31 | 6-8 | 0-0 | 3-7 | 9 | 2 | 3 | 4 | 1 | 2 | 15 |
| Brown* | 34 | 4-7 | 3-5 | 0-0 | 3 | 2 | 0 | 0 | 1 | 0 | 11 |
| Showalter*31 | 2-8 | 1-4 | 0-0 | 2 | 3 | 0 | 1 | 0 | 1 | 0 | 5 |
| Koenig* | 36 | 1-8 | 0-2 | 0-0 | 7 | 1 | 1 | 0 | 0 | 2 | 2 |
| Hill | 17 | 0-1 | 0-1 | 0-0 | 1 | 1 | 0 | 0 | 0 | 0 | 0 |
| Thomas | 4 | 1-2 | 0-1 | 0-0 | 2 | 0 | 0 | 0 | 0 | 0 | 2 |
| Iverson | 6 | 0-2 | 0-0 | 0-0 | 1 | 0 | 0 | 0 | 0 | 0 | 0 |
| Illikainen | 3 | 0-0 | 0-0 | 0-0 | 1 | 0 | 0 | 1 | 0 | 0 | 0 |
| team | | | | | 6 | | | | | | |
| TOTALS | 200 | 17-53 | 4-19 | 9-15 | 37 | 11 | 6 | 6 | 2 | 6 | 47 |
| | | (.321) | (.211) | (.600) | | | | | | | |

| PITT | MP | FG | 3P | FT | R | F | A | TO | B | S | TP |
|---------------|------------|---------------|---------------|---------------|-----------|-----------|----------|-----------|----------|----------|-----------|
| Artis* | 32 | 4-10 | 3-6 | 2-2 | 5 | 2 | 0 | 2 | 0 | 1 | 13 |
| Young* | 25 | 3-7 | 0-0 | 0-1 | 5 | 3 | 0 | 2 | 2 | 0 | 6 |
| Maia* | 14 | 0-0 | 0-0 | 0-0 | 4 | 3 | 0 | 1 | 0 | 1 | 0 |
| Robinson* | 38 | 3-15 | 0-3 | 1-2 | 11 | 2 | 4 | 1 | 0 | 0 | 7 |
| Jones* | 32 | 3-4 | 0-0 | 0-0 | 2 | 3 | 1 | 1 | 0 | 0 | 6 |
| Wilson | 1 | 0-0 | 0-0 | 0-0 | 0 | 0 | 0 | 0 | 0 | 1 | 0 |
| Luther | 4 | 0-0 | 0-0 | 0-0 | 1 | 0 | 0 | 0 | 0 | 0 | 0 |
| Smith | 2 | 0-0 | 0-0 | 0-0 | 0 | 0 | 0 | 0 | 0 | 0 | 0 |
| Jeter | 25 | 4-7 | 0-1 | 1-2 | 5 | 2 | 0 | 1 | 0 | 0 | 9 |
| Johnson | 14 | 1-4 | 0-1 | 0-0 | 0 | 1 | 1 | 0 | 0 | 0 | 2 |
| Nelson-Ododa | 13 | 0-1 | 0-0 | 0-0 | 2 | 3 | 0 | 1 | 1 | 0 | 0 |
| team | | | | | 1 | | | | | | |
| TOTALS | 200 | 18-48 | 3-11 | 4-7 | 36 | 19 | 6 | 10 | 3 | 3 | 43 |
| | | (.375) | (.273) | (.571) | | | | | | | |

SCORING BY HALVES

| | | | |
|------------|----|----|----|
| Pittsburgh | 22 | 21 | 43 |
| Wisconsin | 16 | 31 | 47 |

(7) Wisconsin 66 • (2) Xavier 63

**March 20, 2016 • St. Louis, Mo.
Scottrade Center (15,169)**

A back-and-forth game from tip to finish, the battle between Wisconsin and Xavier would come down to a buzzer-beating 3-pointer by Bronson Koenig that will forever live in UW lore. With 2.0 seconds remaining and Ethan Happ inbounded the ball near midcourt, Bronson Koenig received the pass, ran to the corner and hoisted up a contested, fallaway 3-pointer that hit nothing but net as it splashed down and sealed the Badgers' ticket to the Sweet 16. Getting the game back to within striking distance in the second half was a task in itself for UW, which trailed by 9 points (58-49) with 6:00 remaining, but rallied. Koenig finished with a career-high six 3-pointers and 20 points, plus a career-high 7 rebounds. Ethan Happ had 18 points and 7 rebounds, while Vitto Brown contributed 12 points and 5 boards. With the dramatic victory, the Badgers clinched their fifth trip to the Sweet 16 in the last six years.

| UW | MP | FG | 3P | FT | R | F | A | TO | B | S | TP |
|---------------|------------|---------------|---------------|---------------|-----------|-----------|-----------|-----------|----------|----------|-----------|
| Hayes* | 36 | 2-10 | 0-5 | 2-4 | 8 | 4 | 3 | 1 | 1 | 0 | 6 |
| Happ* | 30 | 7-10 | 0-0 | 4-5 | 7 | 3 | 1 | 3 | 1 | 1 | 18 |
| Brown* | 21 | 5-9 | 2-5 | 0-0 | 5 | 4 | 1 | 4 | 0 | 0 | 12 |
| Showalter*28 | 2-5 | 0-1 | 0-0 | 3 | 2 | 2 | 1 | 0 | 1 | 0 | 4 |
| Koenig* | 38 | 6-15 | 6-12 | 2-2 | 7 | 1 | 1 | 2 | 0 | 0 | 20 |
| Hill | 21 | 1-5 | 0-2 | 0-0 | 1 | 2 | 3 | 0 | 0 | 0 | 2 |
| Thomas | 5 | 0-1 | 0-1 | 0-0 | 3 | 1 | 0 | 0 | 1 | 0 | 0 |
| Iverson | 12 | 1-1 | 0-0 | 0-2 | 2 | 3 | 1 | 1 | 3 | 1 | 2 |
| Illikainen | 9 | 1-3 | 0-1 | 0-0 | 1 | 1 | 0 | 0 | 0 | 0 | 2 |
| team | | | | | 1 | | | | | | |
| TOTALS | 200 | 25-59 | 8-27 | 8-13 | 38 | 21 | 12 | 12 | 6 | 3 | 66 |
| | | (.424) | (.296) | (.615) | | | | | | | |

| XAVIER | MP | FG | 3P | FT | R | F | A | TO | B | S | TP |
|---------------|------------|---------------|---------------|---------------|-----------|-----------|-----------|----------|----------|----------|-----------|
| Reynolds* | 22 | 6-7 | 0-0 | 1-2 | 9 | 3 | 0 | 3 | 0 | 1 | 13 |
| Sumner* | 40- | 4-13 | 0-3 | 3-7 | 6 | 3 | 5 | 3 | 0 | 2 | 11 |
| Bluiett* | 34 | 3-11 | 1-2 | 0-0 | 6 | 1 | 0 | 0 | 0 | 1 | 7 |
| Abell* | 34 | 3-9 | 2-5 | 5-5 | 4 | 2 | 2 | 0 | 0 | 2 | 13 |
| Davis* | 20 | 1-5 | 1-3 | 2-2 | 1 | 2 | 0 | 1 | 0 | 0 | 5 |
| Austin Jr. | 0+ | 0-0 | 0-0 | 0-0 | 0 | 0 | 0 | 0 | 0 | 0 | 0 |
| Farr | 13 | 0-1 | 0-0 | 2-3 | 1 | 1 | 1 | 0 | 1 | 0 | 2 |
| Gates | 7 | 0-0 | 0-0 | 1-2 | 2 | 2 | 0 | 0 | 0 | 1 | 1 |
| O'Mara | 6 | 2-2 | 0-0 | 0-0 | 2 | 1 | 0 | 0 | 0 | 0 | 4 |
| Macura | 24 | 3-6 | 1-3 | 0-0 | 1 | 2 | 2 | 1 | 0 | 1 | 7 |
| team | | | | | 4 | | | | | | |
| TOTALS | 200 | 22-54 | 5-16 | 14-21 | 36 | 17 | 10 | 8 | 1 | 8 | 63 |
| | | (.407) | (.313) | (.667) | | | | | | | |

SCORING BY HALVES

| | | | |
|-----------|----|----|----|
| Wisconsin | 30 | 36 | 66 |
| Xavier | 33 | 30 | 63 |

(6) Notre Dame 61 • (7) Wisconsin 56

2017

**March 25, 2016 • Philadelphia, Pa.
Wells Fargo Center (20,686)**

Wisconsin's terrific turnaround season did not include a return to the Elite Eight, as the Badgers were bounced in the Sweet 16 by a Notre Dame team that used an 8-0 run over the final 19 seconds to pull out a 61-56 win in a hard-fought East Regional semifinal. Vitto Brown broke a 53-all tie by splashing in a 3-pointer with 27 seconds remaining to give UW the lead, but the Fighting Irish responded with a furious sequence from Demetrius Jackson. He dropped in a layup to draw Notre Dame within 57-56 with 19 seconds left and then grabbed steals on two of Wisconsin's final three possessions — converting one into a layup and the other, with 4 seconds left, into a pair of free throws that provided the final margin. UW had a chance to jump back in front on Bronson Koenig's drive to the rim through contact with 9 seconds left, but the shot rolled off the rim and V.J. Beachem collected the rebound and drew a foul to earn a pair of crucial free throws for the Irish. Ethan Happ led the way for Wisconsin by posting his 10th double-double of the season with 14 points and 12 rebounds. Zak Showalter, who provided a spark in the second half with an acrobatic put-back slam, added 11 points for the Badgers. Nigel Hayes hit a pair of key 3-pointers in the second half and scored 11 points to go with six rebounds.

| UW | MP | FG | 3P | FT | R | F | A | TO | B | S | TP |
|---------------|------------|---------------|---------------|---------------|-----------|-----------|-----------|-----------|----------|----------|-----------|
| Hayes* | 33 | 4-12 | 2-4 | 1-2 | 6 | 0 | 3 | 6 | 0 | 2 | 11 |
| Happ* | 28 | 6-12 | 0-0 | 2-2 | 12 | 5 | 1 | 2 | 1 | 2 | 14 |
| Brown* | 29 | 3-8 | 2-6 | 0-0 | 1 | 3 | 3 | 0 | 1 | 0 | 8 |
| Showalter*37 | 5-10 | 1-4 | 0-0 | 5 | 3 | 3 | 4 | 0 | 1 | 11 | |
| Koenig* | 37 | 3-12 | 1-6 | 1-2 | 3 | 1 | 1 | 2 | 0 | 2 | 8 |
| Hill | 16 | 1-2 | 0-0 | 0-0 | 5 | 2 | 0 | 2 | 0 | 1 | 2 |
| Thomas | 1 | 0-0 | 0-0 | 0-0 | 1 | 0 | 0 | 0 | 0 | 0 | 0 |
| Iverson | 12 | 1-1 | 0-0 | 0-0 | 1 | 0 | 0 | 1 | 2 | 0 | 2 |
| Illikainen | 7 | 0-0 | 0-0 | 0-0 | 1 | 1 | 0 | 0 | 0 | 0 | 0 |
| team | | | | | 1 | | | | | | |
| TOTALS | 200 | 23-57 | 6-20 | 4-6 | 36 | 15 | 11 | 17 | 4 | 8 | 56 |
| | | (.404) | (.300) | (.667) | | | | | | | |

| ND | MP | FG | 3P | FT | R | F | A | TO | B | S | TP |
|---------------|------------|---------------|---------------|---------------|-----------|----------|-----------|-----------|----------|-----------|-----------|
| Beachem* | 35 | 7-11 | 3-5 | 2-2 | 2 | 1 | 1 | 2 | 2 | 3 | 19 |
| Auguste* | 35 | 4-9 | 0-0 | 5-6 | 12 | 2 | 0 | 2 | 3 | 1 | 13 |
| Farrell* | 28 | 3-5 | 1-2 | 0-0 | 0 | 1 | 3 | 0 | 0 | 1 | 7 |
| Jackson* | 37 | 6-18 | 0-2 | 4-4 | 3 | 1 | 6 | 3 | 0 | 3 | 16 |
| Vasturia* | 30 | 1-6 | 0-3 | 0-0 | 3 | 2 | 3 | 3 | 0 | 1 | 2 |
| Pflueger | 5 | 0-0 | 0-0 | 0-0 | 0 | 1 | 0 | 0 | 0 | 0 | 0 |
| Ryan | 12 | 0-1 | 0-1 | 0-0 | 4 | 0 | 0 | 0 | 0 | 0 | 0 |
| Colson | 18 | 1-5 | 0-0 | 2-2 | 5 | 1 | 0 | 0 | 1 | 1 | 4 |
| team | | | | | 3 | | | | 2 | | |
| TOTALS | 200 | 22-55 | 4-13 | 13-14 | 32 | 9 | 13 | 12 | 6 | 10 | 61 |
| | | (.400) | (.308) | (.929) | | | | | | | |

SCORING BY HALVES

| | | | |
|------------|----|----|----|
| Wisconsin | 23 | 33 | 56 |
| Notre Dame | 19 | 42 | 61 |

(8) Wisconsin 84 • (9) Virginia Tech 74

**March 16, 2017 • Buffalo, N.Y.
KeyBank Center (17,619)**

Senior Bronson Koenig was clearly not ready for his career to end. Koenig made a school-record eight 3-pointers and scored 28 points, while fellow senior Nigel Hayes added 16, as Wisconsin advanced in the East Region with an 84-74 victory over Virginia Tech. Koenig's seventh 3-pointer -- and fourth of the second half -- put the Badgers ahead 63-59 with 8:21 remaining, and after Virginia Tech got within one, he dropped another corner 3. Virginia Tech was still within 74-73 when Hayes scored underneath and completed a three-point play to give Wisconsin a little breathing room. After Seth Allen missed a 3, Koenig was off the mark, but junior center Ethan Happ scored on a putback, giving Wisconsin a 79-73 lead. Virginia Tech missed a few deep shots and Hayes came up with a huge tap-back rebound before Koenig was fouled and dropped both free throws to make it 81-74. From there, UW closed out the victory.

| UW | MP | FG | 3P | FT | R | F | A | TO | B | S | TP |
|---------------|------------|---------------|---------------|---------------|-----------|-----------|-----------|----------|----------|----------|-----------|
| Hayes* | 36 | 4-10 | 0-1 | 8-9 | 10 | 3 | 3 | 2 | 0 | 0 | 16 |
| Happ* | 27 | 5-8 | 0-0 | 0-2 | 8 | 4 | 2 | 2 | 3 | 1 | 10 |
| Brown* | 17 | 2-6 | 1-3 | 0-0 | 2 | 2 | 0 | 2 | 0 | 0 | 5 |
| Showalter* | 27 | 2-2 | 2-2 | 0-0 | 0 | 5 | 4 | 0 | 0 | 2 | 6 |
| Koenig* | 37 | 9-21 | 8-17 | 2-2 | 3 | 2 | 3 | 1 | 0 | 0 | 28 |
| Trice | 24 | 2-7 | 2-7 | 0-0 | 3 | 1 | 3 | 0 | 0 | 0 | 6 |
| Moesch | 0+ | 0-0 | 0-0 | 0-0 | 0 | 0 | 0 | 0 | 0 | 0 | 0 |
| Hill | 10 | 0-1 | 0-1 | 2-2 | 0 | 3 | 1 | 0 | 0 | 1 | 2 |
| Iverson | 21 | 2-4 | 0-0 | 7-10 | 7 | 2 | 3 | 1 | 0 | 0 | 11 |
| Illikainen | 1 | 0-1 | 0-0 | 0-0 | 0 | 0 | 0 | 0 | 0 | 0 | 0 |
| team | | | | | 3 | | | | | | |
| TOTALS | 200 | 26-60 | 13-31 | 19-25 | 37 | 22 | 19 | 8 | 3 | 4 | 84 |
| | | (.433) | (.419) | (.760) | | | | | | | |

| VT | MP | FG | 3P | FT | R | F | A | TO | B | S | TP |
|---------------|------------|---------------|---------------|---------------|-----------|-----------|-----------|-----------|----------|----------|-----------|
| Sy* | 10 | 1-2 | 0-0 | 0-0 | 1 | 1 | 0 | 0 | 0 | 0 | 2 |
| Outlaw* | 40 | 6-11 | 4-7 | 0-0 | 7 | 4 | 0 | 0 | 0 | 0 | 16 |
| Robinson* | 37 | 1-7 | 0-2 | 9-10 | 3 | 0 | 6 | 3 | 0 | 0 | 11 |
| Bibbs* | 37 | 2-3 | 2-2 | 2-2 | 2 | 3 | 1 | 1 | 0 | 1 | 8 |
| Hill* | 22 | 2-6 | 0-1 | 0-0 | 3 | 2 | 1 | 2 | 0 | 0 | 4 |
| Allen | 25 | 3-10 | 1-5 | 3-4 | 2 | 3 | 6 | 0 | 0 | 2 | 10 |
| LeDay | 29 | 8-10 | 0-0 | 7-10 | 4 | 5 | 0 | 2 | 2 | 0 | 23 |
| team | | | | | 3 | | | | | | |
| TOTALS | 200 | 23-49 | 7-17 | 21-26 | 25 | 18 | 14 | 10 | 2 | 3 | 74 |
| | | (.469) | (.412) | (.808) | | | | | | | |

SCORING BY HALVES

| | | | |
|---------------|----|----|----|
| Virginia Tech | 30 | 44 | 74 |
| Wisconsin | 34 | 50 | 84 |

(8) Wisconsin 65 • (1) Villanova 62

March 18, 2017 • Buffalo, N.Y.
KeyBank Center (19,261)

For the third time in four years, Wisconsin knocked off a No. 1 seed, this time taking down top-overall seeded Villanova with a 65-62 win to storm into the Sweet 16 for the fourth consecutive year. Wisconsin trailed 57-50 with just over 5:00 remaining, but roared back to tie the game on a 3-pointer from senior Bronson Koenig minutes later. Koenig would shake off foul trouble to score 17 points, but fellow senior Nigel Hayes (19 points) scored the game's biggest bucket, dropping in a reverse layup in traffic with 11.4 seconds left to gain a 64-62 lead. Senior Josh Hart scored 19 to lead the Wildcats, but the guard was bottled up and stripped by Wisconsin's Ethan Happ and Vitto Brown on a drive in the final seconds. Brown then split two free throws with 4 seconds left, but Villanova struggled to corral the rebound and then couldn't get off a final shot.

| UW | MP | FG | 3P | FT | R | F | A TO | B | S | TP |
|---------------|------------|---------------|---------------|---------------|-----------|-----------|--------------|------------|-----------|----|
| Hayes* | 39 | 8-15 | 0-1 | 3-7 | 8 | 3 | 1 1 1 | 0 | 19 | |
| Happ* | 23 | 5-8 | 0-0 | 2-4 | 8 | 4 | 3 1 2 | 2 | 12 | |
| Brown* | 24 | 3-6 | 3-6 | 1-2 | 3 | 1 | 2 2 1 | 1 | 10 | |
| Showalter* | 38 | 2-6 | 0-4 | 0-0 | 2 | 1 | 1 2 1 | 0 | 4 | |
| Koenig* | 27 | 7-11 | 3-6 | 0-0 | 1 | 4 | 1 3 0 | 1 | 17 | |
| Trice | 14 | 0-2 | 0-1 | 0-0 | 1 | 3 | 0 2 0 | 0 | 0 | |
| Pritzl | 8 | 0-0 | 0-0 | 0-0 | 0 | 2 | 0 0 0 | 0 | 0 | |
| Hill | 3 | 0-0 | 0-0 | 0-0 | 1 | 0 | 1 0 0 | 0 | 0 | |
| Iverson | 22 | 1-1 | 0-0 | 1-3 | 4 | 1 | 1 3 0 | 0 | 3 | |
| Illikainen | 2 | 0-0 | 0-0 | 0-0 | 0 | 0 | 0 0 0 | 0 | 0 | |
| team | | | | | 6 | | | | | |
| TOTALS | 200 | 26-49 | 6-18 | 7-16 | 34 | 19 | 10 14 | 5 4 | 65 | |
| | | (.531) | (.333) | (.438) | | | | | | |

| NOVA | MP | FG | 3P | FT | R | F | A TO | B | S | TP |
|---------------|------------|---------------|---------------|---------------|-----------|-----------|------------|------------|-----------|----|
| Jenkins* | 26 | 2-9 | 0-2 | 2-2 | 2 | 2 | 1 0 0 | 1 | 6 | |
| Bridges* | 29 | 0-4 | 0-1 | 0-0 | 7 | 3 | 0 1 0 | 0 | 0 | |
| Reynolds* | 21 | 1-2 | 0-0 | 0-0 | 5 | 1 | 0 1 0 | 1 | 2 | |
| Brunson* | 32 | 5-11 | 0-4 | 1-1 | 2 | 0 | 1 0 0 | 2 | 11 | |
| Hart* | 36 | 5-9 | 1-4 | 8-10 | 3 | 3 | 0 5 0 | 1 | 19 | |
| Paschall | 24 | 3-5 | 1-1 | 2-4 | 3 | 4 | 1 1 1 | 0 | 9 | |
| DiVincenzo | 32 | 5-11 | 3-4 | 2-4 | 6 | 3 | 2 0 0 | 3 | 15 | |
| team | | | | | 2 | | | | | |
| TOTALS | 200 | 21-51 | 5-16 | 15-21 | 30 | 16 | 5 8 | 1 8 | 62 | |
| | | (.412) | (.313) | (.714) | | | | | | |

SCORING BY HALVES

| | | | |
|-----------|----|----|----|
| Wisconsin | 31 | 34 | 65 |
| Villanova | 27 | 35 | 62 |

(4) Florida 84 • (8) Wisconsin 83 (OT)

March 24, 2017 • New York, N.Y.
Madison Square Garden (20,047)

In arguably the most exciting game of the 2017 NCAA Tournament, Wisconsin's remarkable season came to a stunning end at Madison Square Garden in New York City. Moments after Nigel Hayes' two free throws had given the Badgers a two-point lead with 0:04 seconds left in overtime, Florida's Chris Chiozza dribbled the length of the court, stopped short at the 3-point line and swished an awkward triple at the buzzer to give the Gators an 84-83 victory. Zak Showalter was all set to be the star before Chiozza took it away. Showalter forced overtime with a leaning 3-pointer off one leg with 2.1 seconds left in regulation as the Badgers wiped out a 12-point, second-half deficit in the last 4:15. Eighth-seeded Wisconsin built a five-point lead in overtime, but with star guard Bronson Koenig hobbled by a leg issue the Badgers couldn't close out Florida. Hayes and Ethan Happ led the way for Wisconsin, finishing with 22 and 21 points, respectively.

| UW | MP | FG | 3P | FT | R | F | A TO | B | S | TP |
|---------------|------------|---------------|---------------|---------------|-----------|-----------|--------------|------------|-----------|----|
| Hayes* | 37 | 7-11 | 1-1 | 7-14 | 6 | 3 | 2 3 0 | 1 | 22 | |
| Happ* | 30 | 9-14 | 0-0 | 3-4 | 6 | 4 | 4 2 0 | 1 | 21 | |
| Brown* | 26 | 3-6 | 2-4 | 2-2 | 2 | 5 | 3 0 0 | 1 | 10 | |
| Showalter* | 36 | 4-6 | 1-1 | 5-6 | 7 | 3 | 2 2 0 | 4 | 14 | |
| Koenig* | 41 | 4-13 | 3-9 | 2-2 | 3 | 4 | 2 3 1 | 0 | 13 | |
| Trice | 8 | 0-1 | 0-1 | 0-0 | 0 | 3 | 1 1 0 | 1 | 0 | |
| Pritzl | 10 | 0-1 | 0-1 | 0-0 | 0 | 3 | 0 0 0 | 0 | 0 | |
| Hill | 4 | 0-0 | 0-0 | 0-0 | 0 | 1 | 0 1 0 | 0 | 0 | |
| Iverson | 33 | 1-3 | 0-0 | 1-2 | 8 | 3 | 0 2 1 | 0 | 3 | |
| team | | | | | 4 | | | | | |
| TOTALS | 200 | 28-55 | 7-17 | 20-30 | 36 | 26 | 14 16 | 2 8 | 83 | |
| | | (.509) | (.412) | (.667) | | | | | | |

| UF | MP | FG | 3P | FT | R | F | A TO | B | S | TP |
|---------------|------------|---------------|---------------|---------------|-----------|-----------|--------------|------------|-----------|----|
| Robinson* | 32 | 3-6 | 1-3 | 0-0 | 5 | 3 | 0 0 2 | 0 | 7 | |
| Leon* | 35 | 3-4 | 1-1 | 0-0 | 8 | 5 | 0 1 0 | 1 | 7 | |
| Hayes* | 35 | 2-4 | 0-0 | 4-9 | 7 | 3 | 1 3 2 | 1 | 8 | |
| Hill* | 27 | 2-10 | 0-2 | 3-4 | 1 | 4 | 3 2 1 | 0 | 7 | |
| Allen* | 37 | 11-24 | 4-12 | 9-10 | 0 | 2 | 1 2 1 | 1 | 35 | |
| Hester | 0+ | 0-0 | 0-0 | 0-0 | 0 | 0 | 0 0 0 | 0 | 0 | |
| Chiozza | 30 | 3-6 | 1-2 | 1-1 | 4 | 3 | 5 3 0 | 1 | 8 | |
| Gak | 7 | 0-2 | 0-0 | 0-0 | 4 | 1 | 0 0 0 | 0 | 0 | |
| Barry | 16 | 2-4 | 0-1 | 3-3 | 1 | 1 | 0 0 1 | 0 | 7 | |
| Stone | 6 | 2-2 | 1-1 | 0-1 | 1 | 2 | 0 1 0 | 0 | 5 | |
| team | | | | | 3 | | | | | |
| TOTALS | 200 | 28-62 | 8-22 | 20-28 | 34 | 24 | 10 12 | 7 4 | 84 | |
| | | (.452) | (.364) | (.714) | | | | | | |

SCORING BY HALVES

| | | | | |
|-----------|----|----|----|----|
| Wisconsin | 32 | 40 | 11 | 83 |
| Florida | 34 | 38 | 12 | 84 |

2019

2021

(12) Oregon 72 • (5) Wisconsin 54

(9) Wisconsin 85 • (8) North Carolina 62

March 22, 2019 • San Jose, Calif.
SAP Center (14,331)

March 19, 2021 • West Lafayette, Ind.
Mackey Arena

Wisconsin's run in the NCAA Tournament ended early after falling to 12th-seeded Oregon, 72-54, in the opening round. The Badgers and Ducks battled to a 25-25 tie at halftime, but UW was plagued by cold shooting from the outside and couldn't slow the offensive rush from Pac-12 tournament champion Oregon. Ethan Happ and Khalil Iverson each scored 12 points for Wisconsin, while Oregon's Payton Pritchard and Louis King led the Ducks with 19 and 17 points, respectively. The Ducks shot 70.8 percent from the floor in the second half and made five of their six tries from 3-point range. Meanwhile, the Badgers were just 6-for-30 (20%) from long range.

Playing inside the NCAA's "controlled-environment" in the greater Indianapolis area due to the CoVID-19 pandemic, No. 9 Wisconsin pulled off an impressive, 85-62, win over North Carolina in the opening round at Mackey Arena in West Lafayette. Senior Brad Davison poured in a season-high 29 points (5-7 3FGs) fueling UW's 24-8 first-half run, which helped the team take a 40-24 advantage at the break. Senior D'Mitrik Trice also scored 21 points as the Badgers shot an impressive 48.1% from behind the arc (13-27) and held UNC to just 38.5% shooting and only 5-for-13 on 3-pointers. The Tar Heels loss marks the first opening-round setback in 30 NCAA tournament appearances for Roy Williams.

| UW | MP | FG | 3P | FT | R | F | A | TO | B | S | TP |
|---------------|------------|---------------|---------------|---------------|-----------|-----------|----------|-----------|----------|----------|-----------|
| Happ* | 33 | 5-10 | 0-0 | 2-4 | 8 | 2 | 0 | 5 | 0 | 1 | 12 |
| Iverson* | 32 | 5-8 | 1-1 | 1-1 | 5 | 4 | 1 | 2 | 0 | 2 | 12 |
| Reuvers* | 17 | 3-10 | 2-4 | 1-2 | 5 | 3 | 1 | 1 | 0 | 0 | 9 |
| Trice* | 30 | 3-12 | 2-10 | 0-0 | 3 | 1 | 5 | 2 | 0 | 2 | 8 |
| Davison* | 33 | 0-8 | 0-7 | 4-4 | 3 | 3 | 1 | 0 | 0 | 2 | 4 |
| McGrory | 0+ | 1-1 | 1-1 | 0-0 | 0 | 0 | 0 | 0 | 0 | 0 | 3 |
| King | 20 | 1-4 | 0-2 | 0-2 | 4 | 1 | 1 | 2 | 0 | 1 | 2 |
| Ford | 17 | 1-3 | 0-2 | 0-0 | 2 | 0 | 0 | 1 | 1 | 0 | 2 |
| Thomas | 1 | 1-1 | 0-0 | 0-0 | 1 | 0 | 0 | 0 | 0 | 0 | 2 |
| Pritzl | 17 | 0-3 | 0-3 | 0-0 | 1 | 1 | 0 | 0 | 0 | 0 | 0 |
| team | | | | | 3 | | | | | | |
| TOTALS | 200 | 20-60 | 6-30 | 8-13 | 35 | 15 | 9 | 13 | 1 | 8 | 54 |
| | | (.333) | (.200) | (.615) | | | | | | | |

| ORE | MP | FG | 3P | FT | R | F | A | TO | B | S | TP |
|---------------|------------|---------------|---------------|---------------|-----------|-----------|-----------|-----------|----------|----------|-----------|
| Pritchard* | 35 | 8-18 | 2-6 | 1-1 | 5 | 3 | 8 | 7 | 0 | 2 | 19 |
| King* | 36 | 6-10 | 3-3 | 2-2 | 4 | 2 | 0 | 2 | 0 | 1 | 17 |
| White* | 39 | 5-7 | 2-4 | 2-2 | 4 | 3 | 1 | 0 | 1 | 2 | 14 |
| Wooten* | 33 | 4-5 | 0-0 | 1-2 | 6 | 3 | 1 | 0 | 4 | 0 | 9 |
| Okoro* | 12 | 2-2 | 0-0 | 0-0 | 2 | 2 | 0 | 0 | 0 | 0 | 4 |
| Richardson | 27 | 2-2 | 0-0 | 3-4 | 5 | 1 | 2 | 2 | 0 | 1 | 7 |
| Bailey | 4 | 1-3 | 0-1 | 0-0 | 1 | 0 | 0 | 0 | 0 | 0 | 2 |
| Amin | 13 | 0-4 | 0-1 | 0-0 | 4 | 0 | 0 | 0 | 0 | 0 | 0 |
| Norris | 1 | 0-0 | 0-0 | 0-0 | 0 | 0 | 0 | 0 | 0 | 0 | 0 |
| team | | | | | 3 | | | | | | |
| TOTALS | 200 | 28-51 | 7-15 | 9-11 | 34 | 14 | 12 | 12 | 5 | 6 | 72 |
| | | (.549) | (.467) | (.818) | | | | | | | |

SCORING BY HALVES

| | | | |
|-----------|----|----|----|
| Oregon | 25 | 47 | 72 |
| Wisconsin | 25 | 29 | 54 |

| UW | MP | FG | 3P | FT | R | F | A | TO | B | S | TP |
|---------------|------------|---------------|---------------|---------------|-----------|-----------|-----------|----------|----------|----------|-----------|
| Davison* | 37 | 10-15 | 5-7 | 4-4 | 6 | 1 | 1 | 1 | 0 | 0 | 29 |
| Trice* | 36 | 8-15 | 3-8 | 2-2 | 5 | 0 | 3 | 2 | 0 | 0 | 21 |
| Ford* | 24 | 4-10 | 1-5 | 0-0 | 5 | 3 | 2 | 1 | 0 | 1 | 9 |
| Potter | 25 | 3-6 | 2-2 | 1-2 | 4 | 3 | 3 | 0 | 3 | 0 | 9 |
| Reuvers* | 26 | 2-8 | 1-3 | 2-2 | 5 | 2 | 1 | 1 | 4 | 0 | 7 |
| Davis, Joh | 23 | 3-4 | 0-1 | 0-0 | 6 | 2 | 3 | 1 | 1 | 1 | 6 |
| Davis, Jor | 1 | 1-1 | 1-1 | 0-0 | 0 | 0 | 0 | 0 | 0 | 0 | 3 |
| Wahl* | 17 | 0-1 | 0-0 | 1-2 | 0 | 0 | 0 | 0 | 0 | 1 | 1 |
| Anderson | 5 | 0-0 | 0-0 | 0-0 | 1 | 0 | 1 | 0 | 0 | 1 | 0 |
| Crowl | 3 | 0-1 | 0-0 | 0-0 | 2 | 0 | 1 | 0 | 0 | 0 | 0 |
| Higginbottom | 1 | 0-0 | 0-0 | 0-0 | 0 | 0 | 0 | 0 | 0 | 0 | 1 |
| Taphorn | 1 | 0-0 | 0-0 | 0-0 | 0 | 0 | 0 | 0 | 0 | 0 | 0 |
| Gilmore | 1 | 0-0 | 0-0 | 0-0 | 0 | 0 | 0 | 0 | 0 | 0 | 0 |
| Carlson | 1 | 0-0 | 0-0 | 0-0 | 0 | 0 | 0 | 0 | 0 | 0 | 0 |
| Hedstrom | 1 | 0-0 | 0-0 | 0-0 | 0 | 0 | 0 | 0 | 0 | 0 | 0 |
| team | | | | | 3 | | | | | | |
| TOTALS | 200 | 31-61 | 13-27 | 10-12 | 37 | 11 | 15 | 7 | 8 | 5 | 85 |
| | | (.508) | (.481) | (.833) | | | | | | | |

| ORE | MP | FG | 3P | FT | R | F | A | TO | B | S | TP |
|---------------|------------|---------------|---------------|---------------|-----------|-----------|-----------|-----------|----------|----------|-----------|
| Bacot* | 24 | 6-9 | 0-0 | 3-3 | 4 | 1 | 1 | 1 | 0 | 2 | 15 |
| Brooks* | 22 | 4-12 | 0-0 | 2-4 | 10 | 0 | 1 | 2 | 2 | 0 | 10 |
| Love* | 28 | 4-13 | 0-0 | 0-0 | 1 | 2 | 3 | 0 | 0 | 0 | 10 |
| Walton* | 26 | 2-4 | 2-2 | 2-2 | 1 | 2 | 1 | 0 | 0 | 0 | 8 |
| Harris | 12 | 3-5 | 0-1 | 0-1 | 0 | 1 | 0 | 0 | 0 | 0 | 6 |
| Davis | 22 | 2-9 | 1-3 | 0-0 | 4 | 2 | 2 | 0 | 1 | 0 | 5 |
| Sharpe | 19 | 2-4 | 0-0 | 0-0 | 3 | 2 | 1 | 3 | 1 | 0 | 4 |
| Black* | 22 | 1-4 | 0-1 | 0-0 | 3 | 3 | 0 | 1 | 0 | 0 | 2 |
| Kessler | 13 | 1-3 | 0-0 | 0-0 | 1 | 0 | 1 | 1 | 0 | 0 | 2 |
| Platek | 7 | 0-0 | 0-0 | 0-0 | 2 | 1 | 0 | 1 | 0 | 0 | 0 |
| Manley | 1 | 0-1 | 0-0 | 0-0 | 1 | 0 | 0 | 0 | 1 | 0 | 0 |
| Miller | 1 | 0-0 | 0-0 | 0-0 | 0 | 0 | 0 | 1 | 0 | 0 | 0 |
| Smith | 1 | 0-1 | 0-0 | 0-0 | 0 | 0 | 0 | 0 | 0 | 0 | 0 |
| McAdoo | 1 | 0-0 | 0-0 | 0-0 | 0 | 0 | 0 | 0 | 0 | 0 | 0 |
| Farris | 1 | 0-0 | 0-0 | 0-0 | 0 | 0 | 0 | 0 | 0 | 0 | 0 |
| team | | | | | 4 | | | | | | |
| TOTALS | 200 | 25-65 | 5-13 | 7-10 | 34 | 14 | 10 | 10 | 5 | 2 | 62 |
| | | (.385) | (.385) | (.700) | | | | | | | |

SCORING BY HALVES

| | | | |
|----------------|----|----|----|
| Wisconsin | 40 | 45 | 85 |
| North Carolina | 24 | 38 | 62 |

(1) Baylor 76 • (9) Wisconsin 63

2022

**March 21, 2021 • Indianapolis, Ind.
Hinkle Fieldhouse**

Wisconsin's run in the 2021 "bubble" ended with a 76-63 loss to eventual-national champion Baylor at Hinkle Fieldhouse. Trailing by 13 at the half, UW brought the game within seven points three different times in the second half, but the Bears ability to close the game at the charity stripe and opportunities inside the paint sealed the win. Four Badgers scored in double figures: D'Mitrik Trice (12), Nate Reuvers (11), Micah Potter (10) and Johnny Davis (10), but UW couldn't overcome the free throw disparity where BU went 18-for-23 to UW's 5-for-7.

| UW | MP | FG | 3P | FT | R | F | A | TO | B | S | TP |
|---------------|------------|---------------|---------------|---------------|-----------|-----------|-----------|-----------|----------|----------|-----------|
| Trice* | 37 | 5-17 | 2-8 | 0-0 | 2 | 1 | 4 | 4 | 0 | 0 | 12 |
| Reuvers* | 18 | 5-7 | 1-1 | 0-0 | 4 | 2 | 1 | 1 | 1 | 0 | 11 |
| Davis | 23 | 4-5 | 1-1 | 1-1 | 2 | 4 | 0 | 3 | 0 | 0 | 10 |
| Potter | 27 | 4-9 | 1-3 | 1-2 | 10 | 4 | 3 | 2 | 3 | 0 | 10 |
| Davison* | 38 | 3-11 | 2-6 | 0-0 | 3 | 3 | 8 | 3 | 0 | 0 | 8 |
| Ford* | 29 | 3-5 | 1-2 | 1-2 | 5 | 2 | 0 | 0 | 0 | 0 | 8 |
| Wahl* | 21 | 1-1 | 0-0 | 2-2 | 3 | 2 | 1 | 0 | 1 | 0 | 4 |
| Anderson | 5 | 0-0 | 0-0 | 0-0 | 0 | 0 | 0 | 0 | 0 | 0 | 0 |
| Davis | 1 | 0-0 | 0-0 | 0-0 | 0 | 0 | 0 | 0 | 0 | 0 | 0 |
| Gilmore | 1 | 0-0 | 0-0 | 0-0 | 0 | 0 | 0 | 0 | 0 | 0 | 0 |
| Higginbottom | 1 | 0-0 | 0-0 | 0-0 | 0 | 0 | 0 | 0 | 0 | 0 | 0 |
| Taphorn | 1 | 0-0 | 0-0 | 0-0 | 0 | 0 | 0 | 0 | 0 | 0 | 0 |
| team | | | | | 3 | | | | | | |
| TOTALS | 200 | 25-55 | 8-21 | 5-7 | 32 | 18 | 13 | 14 | 5 | 0 | 63 |
| | | (.455) | (.381) | (.714) | | | | | | | |

| BAY | MP | FG | 3P | FT | R | F | A | TO | B | S | TP |
|---------------|------------|---------------|---------------|---------------|-----------|-----------|-----------|----------|----------|----------|-----------|
| Mayer | 24 | 5-12 | 2-5 | 5-6 | 6 | 0 | 1 | 0 | 0 | 2 | 17 |
| Butler* | 29 | 5-11 | 2-4 | 4-6 | 4 | 4 | 2 | 1 | 0 | 1 | 16 |
| Mitchell* | 37 | 6-8 | 2-3 | 2-4 | 1 | 3 | 8 | 3 | 0 | 2 | 16 |
| Teague* | 34 | 3-11 | 1-3 | 2-2 | 2 | 2 | 2 | 0 | 0 | 0 | 9 |
| Flagler | 22 | 1-3 | 1-2 | 3-3 | 0 | 2 | 0 | 0 | 0 | 1 | 6 |
| Vital | 27 | 3-4 | 0-0 | 0-0 | 7 | 0 | 1 | 0 | 0 | 0 | 6 |
| Thamba* | 16 | 1-4 | 0-0 | 2-2 | 3 | 1 | 0 | 0 | 0 | 0 | 4 |
| Tchatchoua | 9 | 1-2 | 0-0 | 0-0 | 1 | 3 | 1 | 0 | 0 | 0 | 2 |
| Cryer | 0 | 0-0 | 0-0 | 0-0 | 0 | 0 | 0 | 0 | 0 | 0 | 0 |
| Loveday | 0 | 0-0 | 0-0 | 0-0 | 0 | 0 | 0 | 0 | 0 | 0 | 0 |
| Moffatt | 0 | 0-0 | 0-0 | 0-0 | 1 | 0 | 0 | 0 | 0 | 0 | 0 |
| Paterson | 0 | 0-0 | 0-0 | 0-0 | 0 | 0 | 0 | 0 | 0 | 0 | 0 |
| Turner | 0 | 0-0 | 0-0 | 0-0 | 0 | 0 | 0 | 0 | 0 | 0 | 0 |
| team | | | | | 5 | | | | | | |
| TOTALS | 200 | 25-55 | 8-17 | 18-23 | 30 | 15 | 15 | 4 | 0 | 6 | 76 |
| | | (.455) | (.471) | (.783) | | | | | | | |

SCORING BY HALVES

| | | | |
|-----------|----|----|----|
| Wisconsin | 29 | 34 | 63 |
| Baylor | 42 | 34 | 76 |

(3) Wisconsin 67 • (14) Colgate 60

**March 18, 2022 • Milwaukee, Wis.
Fiserv Forum**

Playing in front of a pro-Wisconsin crowd at Fiserv Forum in Milwaukee, No. 3 seed Wisconsin earned a 67-60 win over 14th-seeded Colgate in the opening round of the 2022 NCAA Tournament. All-American guard Johnny Davis scored 25 points, including UW's last 14 points to spark the second-half comeback. Trailing by as many as five points in the second half, the Badgers went on a 10-run and held Colgate scoreless for more than seven minutes in the second half. Tyler Wahl added 15 points and ine rebounds for the Badgers, who shot 41.9 percent from the floor.

| COL | MP | FG | 3P | FT | R | F | A | TO | B | S | TP |
|---------------|------------|---------------|---------------|---------------|-----------|-----------|-----------|-----------|----------|----------|-----------|
| Cummings* | 34 | 8-20 | 2-6 | 2-2 | 6 | 3 | 6 | 2 | 0 | 0 | 20 |
| Richardson* | 36 | 5-13 | 5-10 | 0-0 | 7 | 0 | 1 | 2 | 0 | 1 | 15 |
| Records* | 24 | 3-6 | 0-0 | 1-2 | 7 | 1 | 0 | 1 | 0 | 0 | 7 |
| L.-Daniels | 20 | 2-4 | 1-1 | 0-0 | 1 | 3 | 0 | 3 | 0 | 0 | 5 |
| Woodward | 16 | 1-3 | 0-0 | 3-3 | 4 | 2 | 2 | 1 | 1 | 0 | 5 |
| Ferguson* | 30 | 1-6 | 1-4 | 0-0 | 2 | 3 | 3 | 1 | 0 | 1 | 3 |
| Moffatt* | 31 | 1-4 | 1-1 | 0-0 | 3 | 0 | 2 | 0 | 0 | 0 | 3 |
| Thomson | 9 | 1-1 | 0-0 | 0-0 | 3 | 1 | 0 | 0 | 0 | 0 | 2 |
| team | | | | | 3 | | | | | | |
| TOTALS | 200 | 22-57 | 10-22 | 6-7 | 36 | 13 | 14 | 12 | 1 | 2 | 60 |
| | | (.386) | (.455) | (.857) | | | | | | | |

| UW | MP | FG | 3P | FT | R | F | A | TO | B | S | TP |
|---------------|------------|---------------|---------------|---------------|-----------|-----------|-----------|----------|----------|----------|-----------|
| Davis* | 37 | 8-20 | 4-10 | 5-5 | 8 | 2 | 1 | 1 | 1 | 2 | 25 |
| Wahl* | 37 | 7-18 | 0-0 | 1-1 | 9 | 2 | 4 | 2 | 1 | 2 | 15 |
| Hepburn* | 34 | 3-6 | 1-3 | 1-2 | 6 | 1 | 5 | 0 | 0 | 1 | 8 |
| Vogt | 15 | 3-4 | 0-0 | 0-2 | 2 | 1 | 0 | 1 | 0 | 0 | 6 |
| Crowl* | 25 | 2-6 | 1-3 | 0-0 | 5 | 2 | 1 | 0 | 1 | 0 | 5 |
| Carlson | 10 | 2-3 | 0-0 | 0-0 | 3 | 0 | 0 | 0 | 0 | 0 | 4 |
| Davison* | 37 | 1-5 | 0-1 | 2-2 | 2 | 2 | 4 | 1 | 0 | 0 | 4 |
| Neath | 4 | 0-0 | 0-0 | 0-0 | 0 | 0 | 0 | 0 | 0 | 0 | 0 |
| team | | | | | 2 | | | | | | |
| TOTALS | 200 | 26-62 | 6-17 | 9-12 | 37 | 10 | 15 | 5 | 3 | 5 | 67 |
| | | (.419) | (.353) | (.750) | | | | | | | |

SCORING BY HALVES

| | | | |
|-----------|----|----|----|
| Colgate | 28 | 32 | 60 |
| Wisconsin | 28 | 39 | 67 |

(11) Iowa State 54 • (3) Wisconsin 49

**March 20, 2022 • Milwaukee, Wis.
Fiserv Forum**

Johnny Davis scored 17 points, but No. 3 seed Wisconsin fell to 11th-seeded Iowa State, 59-54, in the second round of the 2022 NCAA Tournament at Fiserv Forum in Milwaukee. Davis, who shot 9-for-11 from the free throw line, added nine rebounds and two steals to his stat line. Senior Brad Davison also reached double figures for UW scoring 12 points. Poor shooting plagued the Badgers, however, as UW shot a season-low 29.8 percent from the floor, including just 2-for-22 from 3-point range. Starting point guard Chucky Hepburn left the game due to injury in the first half and did not return.

| ISU | MP | FG | 3P | FT | R | F | A TO | B | S | TP |
|----------------|------------|---------------|---------------|---------------|-----------|-----------|--------------|------------|-----------|----|
| Kunc* | 28 | 1-4 | 1-3 | 4-5 | 6 | 4 | 1 0 | 2 1 | 7 | |
| Jones* | 16 | 1-2 | 0-0 | 0-2 | 2 | 3 | 1 1 | 0 0 | 2 | |
| Brockington*30 | 4-15 | 0-1 | 2-2 | 2 | 3 | 0 | 4 1 | 2 10 | | |
| Hunter* | 35 | 1-10 | 0-3 | 2-2 | 6 | 1 | 5 3 | 0 3 | 4 | |
| Kalscheur*34 | 10-19 | 1-4 | 1-3 | 4 | 4 | 1 | 1 0 | 2 22 | | |
| Conditt | 22 | 1-4 | 0-0 | 2-2 | 6 | 4 | 3 3 | 0 0 | 4 | |
| Grill | 20 | 2-4 | 1-3 | 0-0 | 2 | 3 | 1 0 | 0 1 | 5 | |
| Enaruna | 9 | 0-0 | 0-0 | 0-0 | 4 | 1 | 0 0 | 0 0 | 0 | |
| Jackson | 6 | 0-0 | 0-0 | 0-0 | 0 | 2 | 0 1 | 0 0 | 0 | |
| team | | | | | 7 | | | | | |
| TOTALS | 200 | 20-58 | 3-14 | 11-16 | 39 | 25 | 12 14 | 3 9 | 54 | |
| | | (.345) | (.214) | (.688) | | | | | | |

| UW | MP | FG | 3P | FT | R | F | A TO | B | S | TP |
|---------------|------------|---------------|---------------|---------------|-----------|-----------|-------------|------------|-----------|----|
| Joh. Davis* | 17 | 4-16 | 0-7 | 9-11 | 9 | 3 | 1 4 | 4 2 | 17 | |
| Davison* | 37 | 3-7 | 1-3 | 5-7 | 4 | 4 | 4 2 | 0 4 | 12 | |
| Wahl* | 25 | 3-6 | 0-0 | 2-3 | 8 | 4 | 0 3 | 0 0 | 8 | |
| Vogt | 14 | 2-2 | 0-0 | 0-0 | 3 | 0 | 0 2 | 2 0 | 4 | |
| Jor. Davis | 11 | 1-4 | 1-3 | 0-0 | 2 | 4 | 0 0 | 1 0 | 3 | |
| Carlson | 12 | 0-1 | 0-1 | 2-2 | 0 | 0 | 0 0 | 0 0 | 2 | |
| Crowl* | 25 | 1-4 | 0-3 | 0-0 | 1 | 3 | 1 2 | 0 0 | 2 | |
| Neath | 21 | 0-3 | 0-2 | 1-2 | 4 | 0 | 1 1 | 0 0 | 1 | |
| Gilmore | 1 | 0-0 | 0-0 | 0-0 | 0 | 0 | 0 0 | 0 0 | 0 | |
| Hepburn* | 14 | 0-3 | 0-2 | 0-0 | 2 | 0 | 0 2 | 0 0 | 0 | |
| Lindsey | 2 | 0-1 | 0-1 | 0-0 | 0 | 0 | 0 0 | 0 0 | 0 | |
| team | | | | | 3 | | | | | |
| TOTALS | 200 | 14-47 | 2-22 | 19-25 | 36 | 18 | 7 17 | 7 6 | 49 | |
| | | (.298) | (.091) | (.760) | | | | | | |

SCORING BY HALVES

| | | | |
|------------|----|----|----|
| Iowa State | 27 | 27 | 54 |
| Wisconsin | 26 | 23 | 49 |

UW IN THE NIT ALL-TIME

APPEARANCES: 4

Overall Record: 3-4

1989

1st Round (Madison, Wis.)
Wisconsin 63, New Orleans 61

2nd Round (Madison, Wis.)
Saint Louis 73, Wisconsin 68

1991

1st Round (Madison, Wis.)
Wisconsin 87, Bowling Green 79 OT

2nd Round (Madison, Wis.)
Stanford 80, Wisconsin 72

1993

1st Round (Madison, Wis.)
Rice 77, Wisconsin 73

1996

1st Round (Madison, Wis.)
Wisconsin 55, Manhattan 42

2nd Round (Madison, Wis.)
Illinois State 77, Wisconsin 62

Wisconsin NIT Records

Individual

Points

31, Willie Simms vs. Bowling Green, 1991

Field Goals

12, Willie Simms vs. Bowling Green, 1991

Field Goal Attempts

20, Sam Okey vs. Illinois State, 1996

Field Goal Percentage (min. 10 att.)

.800 (12-15), Willie Simms vs. Bowling Green, 1991
.800 (8-10), Trent Jackson vs. New Orleans, 1989

3-point Field Goals

4, Tim Locum vs. Bowling Green, 1991

3-point Field Goal Attempts

7, Tim Locum vs. Stanford, 1991

3-point Field Goal Pct. (min. 6 att.)

.429 (3-7), Tim Locum vs. Stanford, 1991

Free Throws

8, Willie Simms vs. Stanford, 1991

Free Throw Attempts

15, Willie Simms vs. Stanford, 1991

Free Throw Percentage (min. 10 att.)

.533 (8-15), Willie Simms vs. Stanford, 1991

Rebounds

12, Patrick Tompkins vs. Stanford, 1991

Assists

7, Tom Molaski vs. St. Louis, 1989

Blocks

5, Sam Okey vs. Manhattan, 1996

Steals

4, Hennsy Auriantal vs. Manhattan, 1996

Team

Points

87 vs. Bowling Green, 1991

Field Goals

29, twice

Field Goal Attempts

60 vs. St. Louis, 1989

Field Goal Percentage

.644 (29-45) vs. Bowling Green, 1991

3-point Field Goals

7 vs. Stanford, 1991

3-point Field Goal Attempts

18, twice

3-point Field Goal Percentage (min. 8 att.)

.417 (5-12) vs. St. Louis, 1989

Free Throws

24 vs. Bowling Green, 1991

Free Throw Attempts

35 vs. Bowling Green, 1991

Free Throw Percentage (min. 12 att.)

.778 (14-18) vs. New Orleans, 1989

Rebounds

36 vs. Manhattan, 1996

Assists

24 vs. Bowling Green, 1991

Blocks

8 vs. Manhattan, 1996

Steals

8 vs. Manhattan, 1996

WISCONSIN IN THE BIG TEN TOURNAMENT

Appearances: 22

Championships: 3 (2004, 2008, 2015)

Championship Game Appearances: 7 (2004, 2005, 2007, 2008, 2013, 2015, 2017)

Overall Record: 25-19

Record vs. lower seeds: 20-11

Record vs. higher seeds: 5-8

Results by seed (appearances/record):

| | | |
|-------------------------|------------------------|------------------------|
| 11 seed: 0 / 0-0 | 7 seed: 0 / 0-0 | 3 seed: 2 / 2-2 |
| 10 seed: 1 / 1-1 | 6 seed: 1 / 2-1 | 2 seed: 5 / 8-4 |
| 9 seed: 1 / 1-1 | 5 seed: 1 / 0-1 | 1 seed: 4 / 6-2 |
| 8 seed: 0 / 0-0 | 4 seed: 7 / 5-7 | |

Badgers in the Big Ten Tournament Year-by-Year

1998 - UNITED CENTER, CHICAGO (1-1, Quarterfinalist)

March 5

(10) Wisconsin 52, (7) Penn State 51

March 6

(2) Illinois 66, (10) Wisconsin 61

Penn State's Calvin Booth hit a 15-footer to give the Nittany Lions a 51-50 edge with 1:32 remaining, but freshman forward Maurice Linton nailed a nine-foot jumper with 3.7 seconds left to play and the 10th-seeded Badgers advanced with a 52-51 decision.

Wisconsin faced league champion Illinois in the second round and fell behind 26-10 at the half. The resilient Badgers, however, staged an incredible second-half comeback and took a 46-45 lead with 6:14 left to play before Illinois countered with an 11-0 run that finally put the game out of reach.

1999 - UNITED CENTER, CHICAGO (1-1, Semifinalist)

March 5

(4) Wisconsin 74, (5) Iowa 60

March 6

(1) Michigan State 56, (4) Wisconsin 41

Wisconsin took on Iowa in a quarterfinal game. After falling behind 25-23 at halftime, the Badgers shot a blistering .737 from the field in the second half and went on to win 74-60.

Just as they had the year before, the Badgers faced the league champion (this time Michigan State) in their second game. The teams played to a 22-22 tie after the first half, but the Badgers, who shot a then-season low .293 from the floor, scored only 19 points in the second half.

2000 - UNITED CENTER, CHICAGO (2-1, Semifinalist)

March 9

(6) Wisconsin 51, (11) Northwestern 41

March 10

(6) Wisconsin 78, (3) Purdue 66

March 11

(2) Michigan State 55, (6) Wisconsin 46

Figuring they needed at least one Big Ten tournament win to qualify for the NCAA tournament, the Badgers opened the league tourney with a 51-41 victory over Northwestern in the first round. UW led the Wildcats from start to finish.

Wisconsin then squared off against Purdue in the quarterfinals. The Badgers jumped out to a 10-point lead just two minutes into the game and never trailed.

UW then met Michigan State in the semifinals for the second straight season. The Spartans grabbed a 34-21 halftime lead, but the Badgers made a run that cut the MSU lead to 49-44 with 5:29 remaining. The league-champion Spartans held UW to just two points the rest of the way.

2001 - UNITED CENTER, CHICAGO (0-1, Quarterfinalist)

March 9

(4) *Indiana 64, (5) Wisconsin 52*

The Badgers got off to a nice start in their quarterfinal matchup with Indiana, pulling out to a 28-19 lead with 4:38 left in the first half. Indiana closed to within four points (28-24) at the break.

The Hoosiers maintained their momentum by beginning the second half on a 17-2 run. Wisconsin closed the IU lead to 54-49 with 2:04 remaining, but never again came closer than that.

2002 - CONSECO FIELDHOUSE, INDY (0-1, Quarterfinalist)

March 8

(9) *Iowa 58, (1) Wisconsin 56*

Wisconsin entered the 2002 Big Ten Tournament as the No. 1 seed for the first time in school history after winning a share of the Big Ten regular-season title.

UW held a 26-21 lead at halftime, but Iowa came back to grab a 39-37 lead with 10:14 to play. Though the Badgers led by six with 3:42 left, the Hawkeyes scored 10 of the final 12 points of the game to win.

2003 - UNITED CENTER, CHICAGO (0-1, Quarterfinalist)

March 8

(8) *Ohio State 58, (1) Wisconsin 50*

For the second consecutive season, Wisconsin entered the Big Ten tournament as the No. 1 seed but lost in the quarterfinals. The Badgers fell to No. 8 seed Ohio State, 58-50.

UW struggled from the field for the entire game, connecting on just 18-53 shots (.340), its second-worst shooting performance of the season. Kirk Penney led Wisconsin with 14 points, while Alando Tucker chipped in 13.

2004 - CONSECO FIELDHOUSE, INDY (3-0, Champion)

March 12

(2) *Wisconsin 66, (10) Minnesota 52*

March 13

(2) *Wisconsin 68, (3) Michigan State 66*

March 14

(2) *Wisconsin 70, (1) Illinois 53*

The Badgers swept through the 2004 tournament, earning their first conference tourney title.

Top-seeded UW faced No. 10 Minnesota in the quarterfinals and got a combined 43 points from Devin Harris and Mike Wilkinson to defeat the Gophers, 66-52. A 10-0 run in the first half gave the Badgers a lead they would never relinquish.

No. 3 seed Michigan State was up next in the semifinals, the third meeting between the teams in 2004. Harris, who led all scorers with 21 points, made a late trey to put UW in front. MSU's Maurice Ager answered with a bucket, but Wilkinson hit the 20-point plateau for the second straight day and put the Badgers ahead for good with two free throws with 49 seconds left.

UW opened the final vs. top-seeded Illinois with a 16-6 run and never led by less than seven points after that. Harris scored a tournament championship-record 29 points and was named the tourney's most outstanding player. Wilkinson had 53 points in the three games and was named to the all-tournament team.

2005 - UNITED CENTER, CHICAGO (2-1, Finalist)

March 11

(3) *Wisconsin 60, (6) Ohio State 49*

March 12

(3) *Wisconsin 59, (7) Iowa 56*

March 13

(1) *Illinois 54, (3) Wisconsin 43*

A first-half 23-4 run for third-seeded UW proved the difference in defeating No. 6 Ohio State. Zach Morley scored a career-high 23 points on 8-of-11 shooting. The Badgers limited OSU to 34.4 percent shooting.

In the semifinals, Alando Tucker banked in a running 3-pointer as time expired to lift Wisconsin over No. 7 seed Iowa. Tucker finished with 20 points while Morley chipped in with 17.

In a rematch of 2004's championship game, Illinois held off a late UW charge to claim the title. The Badgers trailed by as many 16 points in the second half and rallied to cut the Fighting Illini lead to five down the stretch, but could get no closer. No Badger scored in double figures and the two teams combined to shoot .308 from the field.

2006 - CONSECO FIELDHOUSE, INDY (0-1, Quarterfinalist)

March 10

(5) *Indiana 61, (4) Wisconsin 56*

Wisconsin's bid for three consecutive tournament finals appearances came to an abrupt halt after a 61-56 loss to Indiana in the quarterfinal round of the Big Ten tournament.

The Badgers led by two at the half, but allowed an 11-2 run to the Hoosiers to begin the second half. A Ray Nixon dunk off an offensive rebound gave UW a 46-45 lead with 7:41 left. A late 7-0 run by the Hoosiers put Indiana on top for good as Wisconsin couldn't get within four points the rest of the way.

Alando Tucker led UW with 20 points despite spending most of the first half in foul trouble. Brian Butch just missed a double-double with 12 points and nine rebounds.

2007 - UNITED CENTER, CHICAGO (2-1, Finalist)

March 9

(2) Wisconsin 70, (7) Michigan State 57

March 10

(2) Wisconsin 53, (6) Illinois 41

March 11

(1) Ohio State 66, (2) Wisconsin 49

Behind eight points from Michael Flowers, No. 2 seed Wisconsin jumped out to a 10-0 lead against No. 7 Michigan State in the quarterfinals. The Badgers never looked back, getting 21 points from Alando Tucker on their way to a 13-point win.

UW put together another impressive performance in disposing of sixth-seeded Illinois in the semifinals. With Michael Finley's mother in attendance, Tucker became UW's all-time leading scorer with his first basket of the game. He again led all scorers with 21 points and Kammron Taylor added 16, 14 in the second half.

In the final, Wisconsin and No. 1 seed Ohio State matched up for the third time this season. The game was a defensive struggle and the Badgers trailed by just seven points with seven minutes left in the game. OSU would outscore them 18-8 over the last 6:48 to take the title.

2008 - CONSECO FIELDHOUSE, INDY (3-0, Champion)

March 4

(1) Wisconsin 51, (9) Michigan 34

March 15

(1) Wisconsin 65, (4) Michigan State 63

March 16

(1) Wisconsin 61, (10) Illinois 48

Wisconsin held No. 9 Michigan to just 34 points on 20.0 percent shooting in a quarterfinal win. Joe Krabbenhoft and Michael Flowers scored in double figures for the Badgers.

A semifinal match-up with No. 4 Michigan State proved to be the toughest battle of the tournament for Wisconsin as the Badgers squeaked out a 65-63 win.

With the game tied 63-63, Michael Flowers scored the decisive points when he stole the ball and laid it in at the other end with 27 seconds to play.

In the championship game, Wisconsin drew No. 10 seed Illinois and cruised to a 61-48 victory to win its second-ever Big Ten tournament title. The win also gave the Badgers their first season sweep, as they also won the regular season title with a 16-2 record.

Junior Marcus Landry was named the tournament's most outstanding player after averaging 12.0 points and 7.3 rebounds in the three wins.

2009 - CONSECO FIELDHOUSE, INDY (0-1, Quarterfinalist)

March 13

(5) Ohio State 61, (4) Wisconsin 57

One year after winning the Big Ten tournament championship, the Badgers stay in Indianapolis was much shorter in 2009. Wisconsin fell in a quarterfinal game to Ohio State, 61-57, at Consecro Fieldhouse. UW built a seven-point lead with five minutes remaining but failed to finish off the Buckeyes in the game's closing minutes.

Ohio State would go on an 8-0 run regaining the lead 55-54 with 2:23 left and hang on for the win. UW failed to score a field goal in the final six minutes, sealing its fate. Wisconsin had three players score in double figures: Trévon Hughes (15), Jason Bohannon (13) and Jon Leuer (11).

2010 - CONSECO FIELDHOUSE, INDY (0-1, Quarterfinalist)

March 12

(5) Illinois 58, (4) Wisconsin 54

Senior guard Trévon Hughes helped Wisconsin mount a furious rally, but Illinois held on for a 58-54 win. After trailing by 16 points (46-30) with just 6:45 to play, Hughes began his assault and capped it by connecting on four consecutive 3-pointers over the game's final 1:44 to draw the Badgers within two points, at 56-54, with 31 seconds remaining. After Illinois made one of two free throws, Jason Bohannon's 3-pointer with 15.9 seconds left clanked off the front of the rim to give the Illini the win.

2011 - CONSECO FIELDHOUSE, INDY (0-1, Quarterfinalist)

March 11

(6) Penn State 36, (3) Wisconsin 33

After Penn State opened the game on an 18-2 run, the Badgers battled back by holding the Nittany Lions without a field goal over the final 9:58 of the first half. UW tied the score at 26-26 with 10:37 remaining, but

never gained the lead falling, 36-33, in the lowest-scoring game in tournament history. Jordan Taylor would misfire on two 3-pointers in the final 30 seconds, capping off UW's 15-of-51 (29.4%) shooting night, including 2-of-21 (9.5%) from deep. Taylor led UW with 16 points and Jon Leuer chipped in 10.

2012 - CONSECO FIELDHOUSE, INDY (1-1, Semifinalist)

March 9

(4) Wisconsin 79, (5) Indiana 71

March 10

(1) Michigan State 65, (4) Wisconsin 52

Senior guard Rob Wilson, with only two career starts, made seven 3-pointers and scored a career-high 30 points to lead No. 14 Wisconsin past No. 15 Indiana 79-71 in the quarterfinals of the Big Ten Tournament. The win gave coach Bo Ryan his school record-breaking 266th win at Wisconsin.

In addition to Wilson's big game and Ryan's record-breaking win, the Badgers also tied the tourney record by making 13 of 26 from 3-point range. It had been done four other times.

In the semifinals, No. 8 Michigan State used runs of 13-0, 11-0 and 13-2 to rally from an early deficit and defeat No. 14 Wisconsin, 65-52. The Badgers were led by Jordan Taylor with 19 points and Ryan Evans with 18 but shot just 34.7 percent from the field and committed an uncharacteristic 12 turnovers, their highest total in five games.

2013 - UNITED CENTER, CHICAGO (2-1, Finalist)

March 15

(4) Wisconsin 68, (5) Michigan 59

March 16

(4) Wisconsin 68, (1) Indiana 56

March 17

(3) Ohio State 50, (4) Wisconsin 43

In a quarterfinal matchup with Michigan, the Badgers used a second-half surge to outlast the Wolverines and 2013 Big Ten Player of the Year Trey Burke.

Despite one of their coldest first-half shooting performances, the Badgers held a 20-17 lead at the half. Ben Brust scored 11 of his 14 points in the second half and the Badgers used a 10-0 run and scored 51 points in the final 20 minutes of action to pull away from fifth-seeded Michigan, 68-59.

In the semifinals, Wisconsin posted its 12th-straight victory over top-seeded Indiana. Ryan Evans paced the Badgers with 16 points, eight rebounds, four assists and four blocks. Sam Dekker came off the bench to score nine of his 11 points in the second half

as UW cruised to a 68-56 win -- their second victory over an AP top-10 team in consecutive days.

In the championship game against third-seeded Ohio State, UW's third AP Top 10 opponent in as many days, the Badgers were unable to overcome another streaky day from the field, falling 50-43 to the Buckeyes. Evans and Treavon Jackson were named to the All-Tournament Team.

2014 - BANKERS LIFE FIELDHOUSE, INDY (1-1, Semifinalist)

March 14

(2) Wisconsin 83, (7) Minnesota 57

March 15

(3) Michigan State 83, (2) Wisconsin 75

Bo Ryan notched his 700th career win in an 83-57 rout of Minnesota in the quarterfinals. Senior Ben Brust scored a career-high 29 points while Frank Kaminsky grabbed 12 rebounds. Wisconsin shot 54.5 percent from the field, made 10 of 24 on 3-pointers in the runaway win.

UW dug a big hole in the semifinals and could never climb all the way back, falling 83-75 to No. 3 seed Michigan State. The Spartans went on a 16-1 run in the first half to build a 21-point first-half lead. Thanks to 28 points from Frank Kaminsky, the Badgers would pull within six late, but could get no closer.

2015 - UNITED CENTER, CHICAGO (3-0, Champion)

March 13

(1) Wisconsin 71, (8) Michigan 60

March 14

(1) Wisconsin 71, (4) Purdue 51

March 15

(1) Wisconsin 80, (3) Michigan State 69 (ot)

Top-seeded Wisconsin trailed midway through the first half of its opening-round game vs. Michigan, but closed the first half on an 18-4 run to take a five-point lead and ultimately pull out a 71-60 win. Junior Sam Dekker led the Badgers with 17 points, while Frank Kaminsky added 16 points and 12 rebounds.

In the semifinals, the Badgers trailed Purdue by five at intermission, but overwhelmed the No. 4 seeded Boilermakers in the second half en route to a 71-51 romp. UW held Purdue to six field goals and 24 percent shooting in the final 20 minutes. Bronson Koenig scored a career-high 19 points while Dekker and Nigel Hayes had 15 apiece.

In the championship game, the Badgers rallied from 11 points down in the second half to even the score with Michigan State on a pair of Koenig free throws with 0:15 remaining. UW would then out-score the Spartans 11-0 in overtime as Hayes scored 25

points, Kaminsky added 19 and Koenig tallied 16 of his 18 points in the second half and overtime.

Kaminsky earned Most Outstanding Player and was joined by Hayes on the All-Tournament Team.

2016 - BANKERS LIFE FIELDHOUSE, INDY (0-1, Second Round)

March 10

(11) *Nebraska 70, (6) Wisconsin 58*

Wisconsin suffered one of its worst shooting nights of the season in a 70-58 second-round loss to Nebraska. The Badgers hit just 30.2 percent (16-53) from the field, including 4-for-20 from 3-point range and could never pull ahead. UW trailed 55-52 with 5:41 remaining, but missed eight of its final nine shots from there. Freshman Ethan Happ led Wisconsin with 17 points and Vitto Brown scored 16 with eight rebounds.

2017 - VERIZON CENTER, WASHINGTON, DC (2-1, Finalist)

March 10

(2) *Wisconsin 70, (10) Indiana 60*

March 11

(2) *Wisconsin 76, (6) Northwestern 48*

March 12

(8) *Michigan 71, (2) Wisconsin 56*

Bronson Koenig's 16 points led five Badgers in double figures during their 70-60 victory over 10th-seeded Indiana in the quarterfinals. Ethan Happ tallied 14 points and 12 rebounds as UW used a 9-0 first half run to grab a lead it never relinquished.

Wisconsin advanced to the Big Ten Tournament championship game for the third time in five years with a 76-48 dismantling of No. 6 seed Northwestern. The Badgers never trailed, connecting on 12 3-pointers and holding the Wildcats to just 34.6% shooting. Nigel Hayes scored 18 points and Happ added 16.

UW's run ended with a 71-56 loss to Michigan in the championship game, as the Wolverines held the Badgers without a field goal for the first 8 minutes of the second half to turn a 33-32 halftime edge into a 44-34 lead. Koenig scored 15 points, while Hayes and Happ had 14 apiece for Wisconsin.

2018 - MADISON SQUARE GARDEN, NYC (1-1, Quarterfinalist)

March 1

(9) *Wisconsin 59, (8) Maryland 54*

March 2

(1) *Michigan State 63, (9) Wisconsin 60*

Brevin Pritzl's foul-line jumper snapped a 53-53 tie with 28 seconds remaining to propel the Badgers to a 59-54 win over Maryland in the first-ever Big Ten Tournament in New York City. Ethan Happ scored 14 points, while Brad Davison added 13 points.

Wisconsin gave top-seeded and No. 2 ranked Michigan State all it wanted before falling, 63-60, in the quarterfinals. UW out-shot MSU and had just 6 turnovers in the loss. Happ led all scorers with 22 points, but Brad Davison's contested 3-pointer at the buzzer was no good, sealing the loss.

2019 - UNITED CENTER, CHICAGO (1-1, Semifinalist)

March 15

(4) *Wisconsin 66, (13) Nebraska 62*

March 16

(1) *Michigan State 67, (4) Wisconsin 55*

Balanced scoring helped Wisconsin escape the quarterfinals with a 66-62 win over Nebraska. Khalil Iverson and Nate Reuvers led UW with 14 points apiece, while Brad Davison and Aleem Ford each scored 11. Leading 57-55, D'Mitrik Trice hit a 3-pointer with 58 seconds left to clinch the win.

UW couldn't overcome 2-for-19 shooting from 3-point range in a 67-55 loss to Michigan State in the semifinals. Ethan Happ scored 20 points, but the Spartans opened the game scoring the first eight points and would never trail.

2021 - LUCAS OIL STADIUM, INDIANAPOLIS (1-1, Quarterfinalist)

March 11

(6) *Wisconsin 75, (11) Penn State 74*

March 12

(3) *Iowa 62, (6) Wisconsin 57*

Playing in Lucas Oil Stadium for the first time in Big Ten Tournament history, a limited crowd due to the CoVID-19 pandemic witnessed Wisconsin squeezing out an opening-round win over Penn State, before falling to No. 3 Iowa in the quarterfinals.

UW held off a furious rally from Penn State as an 18-point second-half lead was cut to one before the Badgers made a final defensive stop as Nate Reuvers deflected a pass and Brad Davison grabbed the loose ball and called a timeout with 0.3 seconds remaining to secure the win. Aleem Ford led UW with 17 points (5-6 3FGs) as the Badgers went 12-of-23 from deep.

Wisconsin and Iowa were tied 52-52 with 3:26 remaining before the Hawkeyes pulled away for a quarterfinal win. D'Mitrik Trice led Wisconsin with 19 points and Micah Potter added 17 off the bench.

2022 - GAINBRIDGE FIELDHOUSE, INDY **(0-1, Quarterfinalist)**

March 11

(7) Michigan State 69, (2) Wisconsin 63

No. 2-seeded Wisconsin suffered a 69-63 loss to seventh-seeded Michigan State in Friday night's Big Ten Tournament quarterfinals.

Brad Davison led the Badgers with 23 points, including a pair of buckets to give UW a 40-36 lead halfway through the second half. Johnny Davis finished with a double-double for the sixth time in his career, tallying 11 points and 11 rebounds.

The Badgers tied the game up at 58 following a Chucky Hepburn 3-pointer with 1:56 to play. Hepburn finished with 11 points. Tyson Walker answered for MSU with a short jumper to break the tie, followed by a 15-footer to make it 62-58 with 58.4 seconds left.

The Spartans closed things out at the free-throw line, as UW could not overcome the late deficit.

WISCONSIN BRAND COMMUNICATIONS

Brandon Harrison

Assistant Director
(Men's BBall Contact)



Brandon Harrison, an alumnus of UW-Madison and Wisconsin native, serves as the primary communications contact for Wisconsin men's basketball, and also manages social media for Wisconsin Athletics. The 2022-23 season marks his eighth season at Wisconsin.

Harrison has worked with the Wisconsin men's basketball program since 2014-15. In his first season working with the Badgers, Harrison helped promote consensus national player of the year, Frank Kaminsky, during Wisconsin's run to the 2015 Final Four and national championship game.

Winners of the Big Ten regular season title in 2021-22, Harrison coordinated and led a digital marketing campaign to promote consensus first-team All-American Johnny Davis, who went on to win Lute Olson National Player of the Year, Jerry West Shooting Guard of the Year, and Big Ten Player of the Year that season. Head coach Greg Gard was named Big Ten Coach of the Year, while also finishing as a finalist for Naismith National Coach of the Year.

During the 2019-20 season, Harrison served as the primary communications contact for the Badgers, as the team won a share of the Big Ten regular season championship, headlined by Gard winning Big Ten Coach of the Year honors.

Prior to joining the staff at Wisconsin, Harrison spent one season working in the athletic media relations office at the University of Arkansas. He worked primarily with the Razorbacks' women's basketball and women's tennis programs. Harrison also assisted with football, men's basketball and baseball at Arkansas.

As an undergraduate at the University of Wisconsin-Madison, Harrison spent two years working as an athletic communications student assistant. During that time, he served as a contact for UW's track and field and cross country programs, as well as the men's hockey and women's golf teams.

A native of Stoughton, Wisconsin, Harrison graduated from UW-Madison and earned a bachelor's degree in journalism in 2013.

Patrick Herb

Director of Communications and Brand Strategy
(Secondary MBB Contact)



A veteran of 14 seasons at Wisconsin and over 20 years in the sports industry, Patrick Herb was named the Director of Communications and Brand Strategy at Wisconsin in 2022. Herb oversees the department's Brand Communications, Website, Badgers App and Graphic Design departments.

Since 2019, Herb has served as the Director of Brand Strategy at Wisconsin, playing a central role in several department-wide external relations initiatives, including Covid-19 response, Badger Legacy Campaign fundraising effort, diversity and inclusion as well as the transition of athletic director leadership. Herb has also served as the brand manager for UW's men's basketball program and led the Badgers men's basketball communications efforts from 2008-2019.

Herb has served as the sideline reporter for the Wisconsin Radio Network's broadcasts of Badgers football games since 2009 and has regular segments on the network's football and men's basketball radio pregame shows. From 2014-2016, Herb also served a consultant to UW Athletics Director and College Football Playoff committee member Barry Alvarez, attending each of the first three CFP championship games.

As Assistant Director of Athletic Communications (2008-18), Herb oversaw the communications efforts for Wisconsin's back-to-back Final Four runs in 2014 and 2015, including the promotion of 2015 consensus National Player of the Year Frank Kaminsky. The book he authored on the Badgers' remarkable run, *Make 'Em Believe*, was released in June 2015.

Prior to Wisconsin, Herb spent seven seasons with the Kansas City Chiefs (2001-07), most recently as the manager of media relations.

Herb and his wife, Lindsay, are both Appleton, Wis., natives and currently reside in Verona with their sons, Tyler and Austin.

UW Brand Communications Office

Phone: (608) 262-1811
Address: Kellner Hall
1440 Monroe Street
Madison, WI 53711
Location: Second Floor, Kellner Hall

Primary Contact: Brandon Harrison (MBB)
608-279-8653 | BAH@athletics.wisc.edu

Secondary Contact: Patrick Herb (MBB)
608-957-2085 | PAH@athletics.wisc.edu

BADGER SPORTS NETWORK

About the Network

Comprised of 59 affiliates, the Badger Sports Network is the radio home of Wisconsin men's basketball and brings the Badgers to all corners of the state — and beyond.

Badger Sports Network broadcasts also are available to SiriusXM satellite radio subscribers and to a worldwide audience thanks to free streaming audio via iHeartRadio. Madison-based WIBA (1310 AM and 101.5 FM) serves as the flagship station for the Badger Sports Network.

The Broadcast Team

For the 27th-consecutive season, Matt Lepay and Mike Lucas team up to provide the call of Wisconsin men's basketball on the Badger Sports Network.

Lepay has been the play-by-play voice of Badgers men's basketball since 1988 and also began calling UW football in 1994. Lepay is an 11-time winner of the "Wisconsin Sportscaster of the Year" award by the National Sports Media Association.

Lucas joined Lepay on the air in 1995 and has provided analysis on Badgers men's basketball and football broadcasts ever since. The two-time Wisconsin Sportswriter of the Year is the Senior Writer for UWBadgers.com and has covered UW athletics for more than 45 years.

Badgers Partner with Learfield

In 2007, the University of Wisconsin and Learfield agreed to a contract extension that granted Learfield marketing and multimedia rights with Badgers athletics through the 2023-24 season.

Learfield's Madison-based staff, which operates under the name Badger Sports Properties (BSP), manages corporate sponsorship programs in support of UW Athletics and is responsible for the production and distribution of live radio broadcasts of Badgers sports, as well as coaches shows and more.

Learfield has partnered with the University of Wisconsin since 1994, producing annually more than 100 radio broadcasts of Badgers football, basketball and hockey games on a statewide network. In 2001, Learfield acquired the multimedia rights at UW, creating marketing opportunities beyond radio to include television, venue signage, event impact, retail promotions, corporate hospitality, print and UWBadgers.com.

2021-22 Affiliates

| | | |
|-----------------------|---------|-------|
| Amery | WXCE-AM | 1260 |
| Antigo | WACD-FM | 106.1 |
| Appleton | WHBY-AM | 1150 |
| Appleton | WHBY-FM | 103.5 |
| Appleton/Oshkosh | WHBY-FM | 106.3 |
| Appleton/Oshkosh | WSCO-FM | 99.1 |
| Beaver Dam | WBEV-AM | 1430 |
| Black River Falls | WWIS-FM | 99.7 |
| Dodgeville | WDMP-FM | 99.3 |
| Duluth/Superior | WDSM-AM | 710 |
| Duluth/Superior | WDSM-FM | 98.1 |
| Eau Claire | WMEQ-AM | 880 |
| Eau Claire | WBIZ-FM | 100.7 |
| Eau Claire | WATQ-FM | 106.7 |
| Fond Du Lac | KFIZ-AM | 1450 |
| Fort Atkinson | WFAW-AM | 940 |
| Green Bay | WDUZ-FM | 107.5 |
| Green Bay | WDUZ-AM | 1400 |
| Hayward | WRLS-FM | 92.3 |
| Ironwood, MI | WJMS-AM | 590 |
| Ironwood, MI | WJMS-FM | 92.1 |
| Hurley | WIMI-FM | 99.7 |
| Janesville | WCLO-AM | 1230 |
| Janesville | WCLO-FM | 92.7 |
| La Crosse | WFBZ-FM | 105.5 |
| Lancaster/Platteville | WGLR-FM | 97.7 |
| Madison | WIBA-AM | 1310 |
| Madison | WIBA-FM | 101.5 |
| Manitowoc | WOMT-AM | 1240 |
| Marinette | WMAM-AM | 570 |
| Marinette | WMAM-FM | 104.5 |
| Marshfield | WOSQ-FM | 92.3 |
| Medford | WKEB-FM | 99.3 |
| Medford | WIGM-AM | 1490 |
| Milwaukee | WRIT-FM | 95.7 |
| Milwaukee | WOKY-AM | 920 |
| Park Falls | WIMI-FM | 102.3 |
| Platteville/Lancaster | WPVL-AM | 1590 |
| Prairie du Chien | WPRE-AM | 980 |
| Prairie du Chien | WPRE-FM | 104.3 |
| Prairie du Chien | WQPC-FM | 94.3 |
| Reedsburg/Portage | WRDB-AM | 1400 |
| Rhineland | WERL-AM | 950 |
| Rice Lake | WJMC-AM | 1240 |
| Richland Center | WRCO-AM | 1450 |
| Richland Center | WRCO-FM | 107.7 |
| River Falls | WEVR-AM | 1550 |
| River Falls | WEVR-FM | 106.3 |
| Shawano | WTCH-AM | 960 |
| Shawano | WTCH-FM | 96.1 |
| Sheboygan | WHBL-AM | 1330 |
| Sheboygan | WHBL-FM | 101.5 |
| Sparta | WKLJ-AM | 1290 |
| Sparta | WKLJ-FM | 102.1 |
| Stevens Point | WSAU-FM | 99.9 |
| Sturgeon Bay | WDOR-AM | 910 |
| Sturgeon Bay | WDOR-FM | 93.9 |
| Viroqua | WVRQ-AM | 1360 |
| Waupaca | WDUX-AM | 800 |
| Waupaca | WDUX-FM | 92.7 |
| Wausau | WSAU-AM | 550 |
| Wausau | WSAU-FM | 95.1 |
| Wisconsin Rapids | WFHR-AM | 1320 |

2022-23 OPPONENT MEDIA CONTACTS

Eaul Claire: Nick Hoven

hovennk@uwec.edu
blugolds.com

Green Bay: Dylan Derausseau

deroussd@uwgb.edu
greenbayphoenix.com

Dayton: Doug Hauschild

dhauschild1@udayton.edu
 937-229-4390
daytonflyers.com

Grambling: Brian Howard

howardb@gram.edu
gsutigers.com

Illinois: Derrick Burson

burson@illinois.edu
 217-333-0933
fightingillini.com

Indiana: J.D. Campbell

jc56@indiana.edu
 812-322-1437
IUHoosiers.com

Iowa: Matt Weitzel

matthew-weitzel@uiowa.edu
 319-335-9411
hawkeyesports.com

Lehigh: Steve Lomangino

sjl304@lehigh.edu
 610-758-3174
lehighsports.com

Maryland: John Sinnett

jsinnett@umd.edu
 413-687-2237
umterps.com

Marquette: Scott Kuykendall

scott.kuykendall@marquette.edu
 414-288-4794
gomarquette.com

Michigan: Tom Wywrot

twywrot@umich.edu
 734-763-4423
mgoblue.com

Michigan State: Mex Carey

careym@ath.msu.edu
 517-884-0033
msuspartans.com

Minnesota: Michelle Traversie

traen001@umn.edu
 612-624-0522
gophersports.com

Nebraska: Shamus McKnight

smcknight@huskers.com
 402-472-7772
huskers.com

Northwestern: Jacob Pavilack

jacob.pavilack@northwestern.edu
nusports.com

Ohio State: Gary Petit

petit.38@osu.edu
 614-292-6861
ohiostatebuckeyes.com

Penn State: Chelsea Vielhauer

cpv5026@psu.edu
 610-937-4035
gopsusports.com

Purdue: Chris Forman

cforman@purdue.edu
 765-494-3201
purduesports.com

Rutgers: Chris Corso

ccorso@scarletknights.com
 732-445-6069
scarletknights.com

South Dakota: Evan Maldonado

Evan.Maldonado@usd.edu
goyotes.com

Stanford: Zach Reynolds

zreynold@stanford.edu
 541-419-0615
gostanford.com

Wake Forest: Lucy Berres

berresl@wfu.edu
 336-758-4261
godeacs.com

Western Michigan: Rob Low

robert.low@wmich.edu
wmubroncos.com