



WISCONSIN MEN'S BASKETBALL

2020-21 RECORD BOOK



UWBadgers.com



[@BadgerMBB](https://twitter.com/BadgerMBB)



[/WisconsinMensBasketball](https://www.facebook.com/WisconsinMensBasketball)



[@BadgerMBB](https://www.instagram.com/BadgerMBB)

2020-21 WISCONSIN MEN'S BASKETBALL SCHEDULE

Day	Date	Opponent	Time	TV
WED.	NOV. 25	EASTERN ILLINOIS	9 P.M.	BTN
FRI.	NOV. 27	ARKANSAS-PINE BLUFF	8 P.M.	BTN
TUE.	DEC. 1	GREEN BAY (Legends Classic)	4 P.M.	BTN
Fri.	Dec. 4	at Marquette	6 P.M.	FS1
WED.	DEC. 9	LOUISVILLE	TBA	ESPN/2
WED.	DEC. 16	NORTHERN IOWA	TBA	TBA
MON.	DEC. 21	NEBRASKA	TBA	TBA
Fri.	Dec. 25	at Michigan State	TBA	TBA
MON.	DEC. 28	MARYLAND	TBA	TBA
THUR.	DEC. 31	MINNESOTA	TBA	TBA
Sun.	Jan. 3	at Penn State	TBA	TBA
THUR.	JAN. 7	INDIANA	TBA	TBA
Tue.	Jan. 12	at Michigan	TBA	TBA
Fri.	Jan. 15	at Rutgers	TBA	TBA
SAT.	JAN. 23	OHIO STATE	TBA	TBA
WED.	JAN. 27	NORTHWESTERN	TBA	TBA
Sat.	Jan. 30	at Maryland	TBA	TBA
TUE.	FEB. 2	PENN STATE	TBA	TBA
Sat.	Feb. 6	at Illinois	TBA	TBA
Thur.	Feb. 11	at Nebraska	TBA	TBA
SUN.	FEB. 14	MICHIGAN	TBA	TBA
THUR.	FEB. 18	IOWA	TBA	TBA
Sun.	Feb. 21	at Northwestern	TBA	TBA
SAT.	FEB. 27	ILLINOIS	TBA	TBA
Tue.	March 2	at Purdue	TBA	TBA
Sun.	March 7	at Iowa	TBA	TBA

Big Ten Tournament - Chicago, Ill. (United Center)

Wed-Sun. March 10-14 at Big Ten Tournament

NCAA Tournament

Tue-Wed. March 16-17 First Four

Thu-Sun. March 18-21 Rounds 1-2

Thu-Sun. March 25-28 Sweet 16 / Elite 8

Sat.-Mon. April 3-5 Final Four / Championship (Indianapolis, Ind.)

*entire 2021 NCAA Tournament taking place in Indianapolis

Home games in bold | All times listed as Central

CONTENTS

PERSONNEL

Director of Athletics Barry Alvarez.....	2-3
Head Coach Greg Gard.....	4-6
UW Coaching Records.....	7
Assistant Coaches.....	8-10
Basketball Support Staff.....	11-13

2020-21 BADGERS

Radio/TV Roster and Photos.....	14
Roster.....	15
Pronunciation Guide.....	15
Player Biographies.....	16-31
Player Game-by-Game Stats.....	32-37

2019-20 REVIEW

Results.....	38
Final Statistics.....	39
Team Game-by-Game Statistics.....	40-41
Individual Highs/Lows.....	42
UW Record When.....	42

ALL-TIME RESULTS

Year-by-Year Records.....	44-45
Year-by-Year Statistics.....	46-49
122 Years of Wisconsin Basketball.....	50-61
Wisconsin's Big Ten Championships.....	62
All-Time Results.....	63-79
Home Attendance.....	80
All-Time Series Scores.....	81-103
All-Time Exhibition Results.....	103
Wisconsin's Record vs. the D-I Conferences.....	104
Season Ind. Statistics (Since 1969-70).....	105-122
Game-by-Game Stats (Since 1994-95).....	123-148
UW and the Associated Press Poll.....	149-150
UW vs. Opponents Ranked in AP Poll.....	151-154
Overtime Games.....	155
Comeback Wins.....	156
Wisconsin Buzzer Beaters.....	156
The Last Time It Happened.....	157-158

TEAM RECORDS

Single Season.....	160-161
Single Game.....	162-163
Single Half.....	163-165
Wisconsin's 100-Point Games.....	164
Scoring Margins.....	165
UW's Best Starts.....	165
Winning Streaks.....	166
Attendance Records.....	166

INDIVIDUAL RECORDS

Career.....	168-171
Season.....	171-173
Single Game.....	173-175
Triple-Doubles & Double-Doubles.....	175
Freshman Records.....	176-177
Opponent Records.....	178
Kohl Center Records.....	179-183
Yearly Statistical Leaders.....	184-188
1,000-Point Scorers.....	189-200
30-Point Performances.....	201

HONORS AND AWARDS

Honors and Awards.....	202-207
All-Big Ten.....	204-206
Academic Honors.....	205-206
Team Honors.....	206-207
All-Americans.....	208-210
UW Athletics Hall of Fame.....	211-212

HISTORY

Wisconsin NBA Draft Choices.....	213
Badgers in the NBA.....	214
Badgers Playing Professionally Overseas.....	215
Letterwinners.....	216-221
Past Assistant Coaches.....	222
All-Time Starting Lineups.....	223-225
Past Head Coaches.....	226-227

KOHL CENTER

Kohl Center.....	228-229
Directions to the Kohl Center.....	228
UW Field House.....	229
Red Gym.....	229

UW IN THE POSTSEASON

NCAA Tournament Results.....	231-232
All-Time UW NCAA Tournament Roster.....	233
NCAA Single-Game Records (Individual).....	234
NCAA Single-Game Records (Team).....	235
NCAA Career Records (Individual).....	236
NCAA Opponent Records.....	237
All-Time NCAA Summaries.....	238-268
UW in the NIT.....	269
UW in the Big Ten Tournament.....	270-274
UW Big Ten Tournament Records.....	275

MEDIA COVERAGE INFORMATION

Athletic Communications Contacts.....	276
Badger Sports Network.....	277
Opposing Media Relations Contacts.....	278

DIRECTOR OF ATHLETICS BARRY ALVAREZ

Barry Alvarez is in his 19th year as Director of Athletics at the University of Wisconsin in 2020-21, and his 17th without the additional title of head football coach. Alvarez served as A.D. and football coach from 2004-05.

Wisconsin has enjoyed remarkable success during Alvarez's tenure at the head of the athletic department, winning a combined 15 team national titles and 69 conference regular-season or tournament crowns since he took over. In 2017-18, he earned Under Armour Athletic Director of the Year honors.

Alvarez has overseen an unprecedented run of success in football and men's basketball. From 2002-03 to 2016-17, UW appeared in a bowl game and the NCAA men's basketball tournament 15 consecutive seasons. That is the longest streak in NCAA history, surpassing Texas' run of 12 straight years from 1998-99 to 2009-10.

On the academic side, more than 2,100 student-athletes have earned Academic All-Big Ten honors in Alvarez' 19-year tenure. Since 2009-10, UW student-athletes have achieved at least a 3.0 cumulative GPA. In the latest APR rankings, 11 sports recorded a perfect single-year score of 1,000.

Under Alvarez's direction, UW Athletics created the Badgers Give Back program 10 years ago. A community relations platform meant to provide direction for the department's community projects, streamline the request process for appearances, increase publicity of student-athlete outreach efforts and ensure compliance with NCAA regulations, it has become a staple of the student-athlete experience at UW. In 2019-20, more than 600 student-athletes participated in Badgers Give Back activities.

Alvarez was appointed in the spring of 2008 as one of the chairs of the NCAA's Football Academic Enhancement Group, which was formed to review and recommend improvements for the APR rating. He also serves on the NCAA Football Issues Committee and was a member of the College Football Playoff Committee in its first three years. In addition, Alvarez was named "Person of the Year" by the Big Ten Club of Southern California in 2008. Alvarez was voted into the state of Wisconsin Athletic Hall of Fame and the Rose Bowl Hall of Fame in 2009, the UW Athletics Hall of Fame in 2010, and the Orange Bowl Hall of Fame in 2016.

Elected to the College Football Hall of Fame in 2010, Alvarez guided Wisconsin's football fortunes for 16 seasons (1990-2005). He has been at the forefront of the revival of the Badger athletic program during his entire tenure in Madison. He piloted Wisconsin to three Big Ten and Rose Bowl titles (including back-to-back in 1998-99) en route to becoming the winningest football coach in

school history (119-74-4 record). In December, 2012 he returned to the sidelines and guided the Badgers against Stanford in the 2013 Rose Bowl. Two years later, he came back one last time to lead UW to a 34-31 upset win over Auburn in the 2015 Outback Bowl.



Alvarez was just the 10th coach in Big Ten history to win 100 games at one conference institution. The 1993 national coach of the year, he was a two-time (1993 and 1998) Big Ten Coach of the Year and a finalist for ESPN's coach of the decade (1990s) honor. He received the Victor Award's 1999 National Coach of the Year accolade and was the 2004 AFCA Region 3 Coach of the Year. Alvarez also was awarded the 2017 Paul "Bear" Bryant Lifetime Achievement Award.

Alvarez retired from coaching at the conclusion of the 2005 season in order to concentrate solely on running the Division of Intercollegiate Athletics. He has made a lasting impression on the Wisconsin sports scene. His well-documented turnaround of the once-moribund Badger football program has helped to allow the school's entire athletic department to blossom into one of the nation's finest and most respected organizations in college sports.

When Alvarez arrived in Madison in 1990, Wisconsin had compiled a 9-36 record during the previous four seasons and attendance at Camp Randall Stadium had dipped to an average of 41,734 per game (54 percent of capacity). The program sorely needed a boost and got it when new Director of Athletics Pat Richter hired Alvarez from Notre Dame, where he had been an assistant coach under Lou Holtz.

Over the next 16 seasons Alvarez transformed the football program and, subsequently, the culture of athletics at the UW. The success of the football program ignited and heightened interest in Badger sports. Alvarez's list of accomplishments at Wisconsin is remarkable. Consider just a few of the most notable:

- Winningest coach in school history (record of 119-74-4, .614)
- Coached three Big Ten and Rose Bowl championship teams
- Only Big Ten coach to win the Rose Bowl in consecutive seasons
- Just the 10th coach in Big Ten history with 100 victories at one conference school
- Coached five national award winners, including Ron Dayne (Heisman, Doak Walker, Maxwell),

Jamar Fletcher (Jim Thorpe) and Kevin Stemke (Ray Guy)

- Guided UW to back-to-back Big Ten titles in 1998 and 1999 (hadn't happened at Wisconsin since 1896-97)
- Named national coach of the year in 1993; Big Ten Coach of the Year in 1993 and 1998; Victor Award's 1999 National Coach of the Year; and 2004 AFCA Region 3 Coach of the Year.

Alvarez's coaching career began at the high school level. He served as an assistant at Lincoln (Neb.) Northeast from 1971-73 before taking over as head coach at Lexington (Neb.) from 1974-75. His last prep coaching stop was at Mason City (Iowa), where he was head coach from 1976-78 and won a Class 4A state title in his final year.

Iowa's Hayden Fry hired Alvarez as an assistant coach in 1979. The Hawkeyes played in six bowl games (two Rose Bowls) during Alvarez's eight years in Iowa City, compiling a 61-33-1 mark in the process. Alvarez's standout player with the Hawkeyes was LB Larry Station, a two-time All-American and two-time Academic All-American.

Alvarez left Iowa after the 1986 season to become linebackers coach at Notre Dame. He was promoted (linebackers to defensive coordinator to assistant head coach) by Holtz each of his three seasons as the Fighting Irish went 32-5 and won the 1988 national title.

Alvarez grew up in Langeloth, Pa., a small town among the coal mines and steel mills in western Pennsylvania. He starred as a prep linebacker and went on to play at Nebraska (1965-67) for legendary head coach Bob Devaney. Alvarez was the leading tackler for the 1967 Cornhuskers, who led the nation in total defense and created a school-record 40 turnovers. Alvarez played in both the Sugar and Orange bowls at Nebraska.

Alvarez is a 1969 graduate of Nebraska, where he played linebacker and went on to earn his master's degree. He received a Distinguished Alumnus Award from his alma mater in 2003.

Alvarez and his wife, Cindy, were co-campaign chairs in the effort to bring a Gilda's Club (a free support center for families dealing with cancer) to Madison. In addition, Alvarez serves on the Board of Directors of the MACC Fund (Midwest Athletes Against Childhood Cancer).

Barry and Cindy are the parents of daughters Dawn and Stacy and son Chad (wife Stephanie). They are grandparents to Joe and Jake Ferguson; Grace and Jackson Delzer; and Scarlett, Barry John Thomas, Anson and Hadley Alvarez.

ALVAREZ ERA CHAMPIONSHIPS

National Championships (15)

- 2003-04:** Women's Lightweight Rowing
- 2004-05:** Women's Lightweight Rowing
- 2005-06:** Men's Cross Country, Men's Hockey, Women's Hockey, Women's Lightweight Rowing
- 2006-07:** Women's Hockey, Men's Indoor Track & Field
- 2007-08:** Women's Lightweight Rowing, Men's Rowing
- 2008-09:** Women's Hockey, Women's Lightweight Rowing
- 2010-11:** Women's Hockey
- 2011-12:** Men's Cross Country
- 2018-19:** Women's Hockey

Conference Championships (69)

- 2003-04** (from April on)
Men's Outdoor Track & Field
- 2004-05**
Men's Cross Country, Men's Indoor Track & Field, Men's Outdoor Track & Field, Women's Lightweight Rowing
- 2005-06**
Men's Cross Country, Women's Soccer (tournament), Women's Hockey (regular season & tournament), Men's Indoor Track & Field, Men's Outdoor Track & Field, Women's Lightweight Rowing
- 2006-07**
Men's Cross Country, Women's Hockey (regular season & tournament), Men's Indoor Track & Field, Men's Outdoor Track & Field, Women's Lightweight Rowing
- 2007-08**
Men's Cross Country, Men's Indoor Track & Field, Men's Basketball (regular season & tournament), Men's Rowing, Women's Lightweight Rowing
- 2008-09**
Men's Cross Country, Women's Hockey (tournament), Women's Lightweight Rowing
- 2009-10**
Men's Cross Country, Women's Rowing, Women's Lightweight Rowing
- 2010-11**
Men's Cross Country, Football, Women's Hockey (regular season & tournament), Women's Lightweight Rowing
- 2011-12**
Men's Cross Country, Football, Women's Hockey, Men's Outdoor Track & Field
- 2012-13**
Men's Cross Country, Football, Men's Indoor Track & Field, Men's Hockey (tournament), Softball (tournament)
- 2013-14**
Men's Indoor Track & Field, Men's Hockey (tournament), Men's Outdoor Track & Field
- 2014-15**
Men's Cross Country, Volleyball, Women's Soccer (tournament), Men's Basketball (regular season & tournament), Women's Hockey (tournament)
- 2015-16**
Women's Soccer, Women's Hockey (reg. season & tournament)
- 2015-16**
Women's Soccer, Women's Hockey (reg. season & tournament)
- 2016-17**
Men's Cross Country, Women's Hockey (regular season & tournament), Women's Lightweight Rowing
- 2017-18**
Men's Soccer (tournament), Women's Hockey
- 2018-19**
Men's Cross Country, Women's Hockey (tournament)
- 2019-20**
Men's Cross Country, Volleyball, Women's Soccer, Women's Hockey, Men's Basketball

HEAD COACH GREG GARD



A coaching veteran of 30 years, Greg Gard will enter his sixth season atop the Wisconsin men's basketball program in 2020-21 after proving himself as one of the best head coaches in the Big Ten. Gard earned 2020 Big Ten Coach of the Year honors after leading the Badgers to the regular

season conference championship last season.

Wisconsin's incredible postseason success hasn't wavered on Gard's watch either, participating in the NCAA tournament in three of his first four seasons and earning the Big Ten's automatic qualifier status in the canceled 2020 Big Dance. Gard's postseason ledger includes a pair of Sweet 16 appearances in each of his first two seasons at the helm.

In just five seasons as head coach, Gard has posted a record of 101-57, becoming the second-fastest (157 games) Wisconsin coach to 100 overall wins in the NCAA tournament era. He has also guided the Badgers to a conference record of 59-35, and his .628 conference win percentage ranks sixth among Big Ten coaches of the last 40 years.

After initially taking over on an interim basis midway through the 2015-16 season, Gard would go on to win the Jim Phelan National Coach of the Year Award that season and was officially named head coach of the Badgers on March 7, 2016. Through five seasons, Gard has already risen to fifth on the school's all-time wins list and owns the third-best win percentage in UW history.

Gard's most recent season leading the Badgers might have been his best. After opening the season 5-5 overall and then 5-5 in the Big Ten, Wisconsin won nine of its last 10 games, including its final eight games of the season to win a share of the 2020 conference championship and claim the No. 1 seed for the later canceled Big Ten tournament. During that run, UW knocked off No. 14 Michigan State, won at No. 19 Michigan and closed the season with a win at Indiana to clinch the title.

In his inaugural season as head coach, Gard led the Badgers to the

2016 NCAA Tournament Sweet 16, becoming just the second-ever first-year coach to win the Jim Phelan National Coach of the Year award. He followed that up by leading UW to the fifth-highest single-season win total in school history (27-10) and making a second-consecutive visit to the Sweet 16.

The transition to Gard's leadership began with a 1-4 start to the Big Ten Conference season, leaving UW at 9-9 overall, but it didn't take long for the Badgers to adjust. Wisconsin proceeded on a run that saw them become one of the nation's hottest teams down the stretch of the regular season, winning 11 of its final 13 games.

A 77-76 victory over fourth-ranked Michigan State at the Kohl Center on Jan. 17 was the beginning of a seven-game win streak that also featured a home win over No. 19 Indiana and an impressive road triumph at No. 2 Maryland. The Badgers later added another road win over No. 8 Iowa on Feb. 24.

UW finished the regular season in a tie for third place in the Big Ten standings — extending its streak of top-four finishes to a league-record 16th-consecutive season — with a 12-6 conference record. Gard led the Badgers to the most Big Ten wins by a first-year coach since 2004 (Bruce Weber, Illinois).

Gard's Badgers would follow that up with another 12-6 conference campaign in 2017, finishing second in both the regular season and the Big Ten tournament. Wisconsin would cap off its 27-win season with a signature win in the NCAA

The Gard File

Personal

Born: Cobb, Wis.

Family

Wife: Michelle

Daughters: Mackenzie and Peyton; Son, Isaac

Education

B.S., Physical & Health Education, UW-Platteville, 1995

M.S.E., Counselor Education, UW-Platteville, 2007

Collegiate Coaching Experience

Head Coach, Wisconsin (2015-present)

Associate Head Coach, Wisconsin (2001-15)

Assistant Coach, Wisconsin-Milwaukee (1999-2001)

Assistant Coach, Wisconsin-Platteville (1993-99)

Assistant Coach, Platteville [Wis.] H.S. (1993-94)

Assistant Coach, Southwestern [Wis.] H.S. (1990-93)

Collegiate Coaching Record

Wisconsin (5 seasons): 101-57 (.639)

tournament, knocking off the nation's No. 1 team Villanova, 65-62, to advance to the Sweet 16.

In 19 total seasons on the Badgers' bench, Gard has only seen the Badgers finish lower than fourth in the Big Ten standings once while amassing a combined mark of 231-103 (.692) in league play.

During his tenure as head coach, Gard has helped a pair of players reach first-team All-Big Ten status: Nigel Hayes earned the nod in 2016 and third-team All-American Ethan Happ received the distinction in both 2017 and 2018.

Long considered one of the top assistant coaches in the game, Gard served as an assistant at Wisconsin for 14-plus seasons, including the final seven as the associate head coach. During that time, Gard served as the Badgers' recruiting coordinator in addition to on-floor coaching duties, opponent scouting and game preparation, and the constructing of future game schedules. He was also the director of the Badger Boys Basketball Summer Camps.

Gard's 13th and 14th seasons in Madison were some of the program's most memorable. He helped guide the Badgers to back-to-back Final Four appearances in 2014 and 2015, and in 2015 UW reached its first national championship game since 1941. Wisconsin shattered the school's single-season wins record (36) in 2015 and became one of just 10 teams with at least 36 wins in Division I history. In 2014, UW finished 30-8 and won at least 30 games for just the third time in school history.

In fact, Gard has been on the bench for each of the top 13 winningest seasons at Wisconsin.

As an assistant, Gard helped pilot the Badgers to four Big Ten regular season titles and three Big Ten tournament championships, most recently winning both crowns in 2015. UW has made the NCAA tournament in each of Gard's first 14 seasons, advancing to seven Sweet 16s, three Elite Eights and two Final Fours.

Gard's first five seasons as head coach at Wisconsin continued a trend of lofty academic success, placing 29 players on the Academic All-Big Ten list. Over his 19 years in Madison, UW has boasted a total of 77 Academic All-Big Ten honors, trailing only Purdue and Northwestern over that span.

Prior to coming to Wisconsin in 2001, Gard spent the previous two seasons as Ryan's assistant at UW-Milwaukee, where he had responsibilities in scouting, summer basketball camp operations and on-floor coaching, as well as involvement with recruiting.

Previously, Gard served as an assistant coach to Ryan at UW-Platteville from 1993-99. During Gard's years on the Pioneer staff, UW-Platteville compiled a 161-13 (.925)

Gard Career Highlights

- Dec. 15, 2015 - Assumes role of interim head coach upon the retirement of Bo Ryan
- Dec. 23, 2015 - First career win, 84-79, vs. Green Bay
- Jan. 2, 2016 - First Big Ten win, 79-57, vs. Rutgers
- Jan. 17, 2016 - First win over ranked team, 77-76, vs. #4 Michigan State
- Jan. 26, 2016 - UW claims 82-79 overtime win over eventual Big Ten champion #19 Indiana
- Feb. 13, 2016 - First road win over ranked team, 70-57, at #2 Maryland
- March 7, 2016 - Officially named head coach at Wisconsin
- March 18, 2016 - First career NCAA tournament win, 47-43, vs. 10th-seeded Pittsburgh
- April 4, 2016 - Named Jim Phelan National Coach of the Year
- March 18, 2017 - UW posts 4th-ever win over No. 1 team in the nation with 65-62 victory over top-seeded Villanova in NCAA tournament second round
- Feb. 15, 2018 - Badgers tally 6th top-10 win in three seasons under Gard, beating No. 6 Purdue, 57-53
- Jan. 19, 2019 - Wisconsin earned its fourth win over top-5 teams under Gard, defeating #2 Michigan, 64-54 in Madison
- Jan. 3, 2020 - UW knocks off No. 5 Ohio State in Columbus, 61-57, marking the Badgers' fifth top-5 win under Gard
- March 7, 2020 - The Badgers come from behind to pull out a 60-56 win at Indiana in the regular season finale to clinch the 2020 Big Ten Championship

Fastest to 100 Wins, UW (since 1938-39)

Coach	Gms	Record	Pct.
1. Bo Ryan	138	100-38	.725
2. Greg Gard	157	100-57	.637
3. Bud Foster	172	100-72	.581
4. John Erickson	212	100-112	.472
5. Steve Yoder	230	100-130	.435

record and won three NCAA Division III titles, five straight Wisconsin Intercollegiate Athletic Conference (WIAC) championships and appeared in six consecutive NCAA tournaments. In his final year at UW-Platteville, Gard served as Ryan's top assistant in charge of recruiting, camp operations and scouting. He also worked as an advisor in the university's admissions office.

Prior to joining Ryan's staff in Platteville, Gard spent three seasons at Southwestern High School and one at Platteville High School, where he served in junior high and assistant varsity coaching capacities.

In 2016, Gard and his wife, Michelle, partnered with the University of the Wisconsin and

Wisconsin Foundation and Alumni Association, to launch Garding Against Cancer. This fundraising initiative raises funds and awareness for cancer research and care within the state of Wisconsin. In its first two years of hosting fundraising events across the state, GAC raised more than \$4 million dollars in the fight against cancer.

Gard is a 1995 graduate of UW-Platteville with a degree in physical and health education. He received a master's degree in counselor education from Platteville in 2007. Gard and his wife, Michelle, have two daughters, Mackenzie and Peyton, and a son, Isaac.

Gard Coaching Record

Year	University	Record	Pct.	Conf.	Record	Place	Postseason
2015-16	Wisconsin	15-8	.652	Big Ten	12-6	T3rd	NCAA Sweet 16
2016-17	Wisconsin	27-10	.730	Big Ten	12-6	T2nd	NCAA Sweet 16
2017-18	Wisconsin	15-18	.455	Big Ten	7-11	9th	
2018-19	Wisconsin	23-11	.676	Big Ten	14-6	4th	First Round
2019-20	Wisconsin	21-10	.677	Big Ten	14-6	T1st	NCAA Cancelled
Career record (5 seasons)		101-57	.639		59-35		

Gard's Record vs. Division I Teams

Team	Home	Away	Neut.	Total	Team	Home	Away	Neut.	Total
Baylor	0-0	0-0	0-1	0-1	Northwestern	2-2	2-1	1-0	5-3
Central Arkansas	1-0	0-0	0-0	1-0	Notre Dame	0-0	0-0	0-1	0-1
Chicago State	2-0	0-0	0-0	2-0	Ohio State	3-1	2-1	0-0	5-2
Coppin State	1-0	0-0	0-0	1-0	Oklahoma	1-0	0-0	1-0	2-0
Creighton	0-0	0-1	0-0	0-1	Oregon	0-0	0-0	0-1	0-1
Eastern Illinois	1-0	0-0	0-0	1-0	Penn State	2-0	4-0	0-0	6-0
Florida	0-0	0-0	0-1	0-1	Pittsburgh	0-0	0-0	1-0	1-0
Florida A&M	1-0	0-0	0-0	1-0	Prairie View A&M	1-0	0-0	0-0	1-0
Georgetown	0-0	0-0	1-0	1-0	Purdue	2-2	0-4	0-0	2-6
Grambling State	1-0	0-0	0-0	1-0	Richmond	0-0	0-0	0-1	0-1
Green Bay	4-0	0-0	0-0	4-0	Rider	1-0	0-0	0-0	1-0
Houston Baptist	1-0	0-0	0-0	1-0	Rutgers	4-0	0-2	1-0	5-2
Idaho State	1-0	0-0	0-0	1-0	Saint Mary's (CA)	0-0	0-0	0-1	0-1
Illinois	3-1	4-0	0-0	7-1	Savannah State	1-0	0-0	0-0	1-0
Indiana	4-0	2-2	1-0	7-2	South Carolina State	1-0	0-0	0-0	1-0
Iowa	1-1	2-2	0-0	3-3	Stanford	0-0	0-0	1-0	1-0
Marquette	1-1	1-1	0-0	2-2	Syracuse	1-0	0-0	0-0	1-0
Maryland	3-1	1-2	1-0	5-3	Temple	0-0	0-1	0-0	0-1
UMass Lowell	1-0	0-0	0-0	1-0	Tennessee	0-0	1-0	1-0	2-0
McNeese State	1-0	0-0	0-0	1-0	UCLA	0-0	0-0	0-1	0-1
Michigan	3-1	1-2	0-1	4-4	Villanova	0-0	0-0	1-0	1-0
Michigan State	2-2	0-4	0-2	2-8	Virginia	0-0	0-1	0-1	0-2
Milwaukee	2-0	0-0	0-0	2-0	Virginia Tech	0-0	0-0	1-0	1-0
Minnesota	3-1	3-1	0-0	6-2	Western Kentucky	1-0	0-1	0-0	1-1
Nebraska	2-1	3-1	1-1	6-3	Xavier	0-1	1-0	1-0	2-1
New Mexico	0-0	0-0	0-1	0-1	Yale	1-0	0-0	0-0	1-0
North Carolina	0-0	0-0	0-1	0-1	Total	61-16	27-28	13-13	101-57
North Carolina State	1-0	0-1	0-0	1-1					

WISCONSIN COACHING RECORDS

Coach	Tenure	Yrs.	Overall			Big Ten			Titles
			Won	Lost	Pct.	Won	Lost	Pct.	
James C. Elsom	1898-1904	6	25	14	.641	—	—	—	—
Emmett Angell	1905-08	4	43	15	.741	19	5	.792	2 Big Ten
Haskell Noyes	1909-11	3	26	15	.634	18	15	.545	
Walter Meanwell	1912-17, '21-34	20	246	99	.712	158	80	.660	8 Big Ten
Guy Lowman	1912-20	3	34	19	.642	19	17	.528	1 Big Ten
Harold "Bud" Foster	1935-59	25	265	267	.498	143	182	.440	3 Big Ten, 1 NCAA
John Erickson	1960-68	9	100	114	.467	52	74	.413	
John Powless	1969-76	8	88	108	.449	42	78	.350	
Bill Cofield	1977-82	6	63	101	.384	32	76	.296	
Steve Yoder	1983-92	10	128	165	.437	50	130	.278	
Stu Jackson	1993-94	2	32	25	.561	15	21	.417	
Stan Van Gundy	1995	1	13	14	.481	7	11	.389	
Dick Bennett	1996-2000	5	94	68	.580	40	44	.476	
Brad Soderberg	2001	1	16	10	.615	9	7	.563	
Bo Ryan	2002-15	14	364	130	.737	172	68	.717	4 Big Ten, 3 Big Ten Tourn.
Greg Gard	2016-20	5	101	57	.639	59	35	.628	1 Big Ten
Totals		121	1638	1257	.566	866	866	.500	19 Big Ten, 3 BTT, 1 NCAA

ASSISTANT COACHES

Joe Krabbenhoft

Assistant Coach

Former Wisconsin stand-out Joe Krabbenhoft returned to the program as an assistant coach under head coach Greg Gard in April of 2016.

The 2020-21 season will mark the eighth season of Krabbenhoft's coaching career and his fifth on the Badger bench.

A player from 2005-09, Krabbenhoft rejoined the Badgers in a coaching role after spending three seasons (2014-16) as an assistant coach at South Dakota State. With Krabbenhoft on the bench, the Jackrabbits earned a No. 12 seed in the 2016 NCAA tournament after clinching an automatic bid by winning The Summit League Tournament.

Prior to his time at South Dakota State, Krabbenhoft served as the video coordinator on Bo Ryan's staff at Wisconsin during the 2012-13 season.

Krabbenhoft appeared in 136 career games and made 70 starts for Wisconsin, leading the Badgers to a record of 100-36 and four NCAA tournament appearances. He was on the All-Big Ten Freshman Team in 2006 and on the All-Big Ten Defensive Team in 2008, when Wisconsin won both the Big Ten regular season and tournament titles. As a senior captain in 2009, Krabbenhoft capped his career in Madison with honorable mention All-Big Ten honors and was a recipient of the prestigious Big Ten Medal of Honor Award.

Krabbenhoft finished with 827 points, 756 rebounds and 273 assists as a Badger, making him the only player in Wisconsin history to post at least 750 boards and 250 assists, and just the fifth player in Big Ten history to reach those milestones.

After graduating from the University of Wisconsin in 2009 with a Bachelor of Arts degree in history, Krabbenhoft embarked on a professional playing career that included stints with the Portland Trailblazers in the NBA Summer League in both 2009 and 2010, and with the NBA Development League's Sioux Falls Skyforce during the 2009-10 season, where he averaged 13.0 points and 6.9 rebounds per game in 21 games with 13 starts.

Krabbenhoft also appeared in 23 games during the 2009-10 season with the South Korea Knights in the Korean



Basketball League. In 23 games with the Knights, he averaged 11.7 points and 7.2 rebounds per game.

After scoring 25 points in two games with Forca Lleida in the Spanish LEB Gold League to start the 2010-11 season, Krabbenhoft took his game to Greece, where he played 38 games with the Panellinios Basketball Club in the Greek A1 League, including 12 games in the 2010-11 EuroCup. He played in 40 games during the 2010-11 season with 34 starts and averaged 7.7 points and 5.1 rebounds.

For his final season as a professional in 2011-12, Krabbenhoft returned to Spain and LEB Gold League, this time with Leche Rio Breogan Lugo, where he averaged 10.1 points and 6.4 rebounds over 27 games, with 22 starts.

The Sioux Falls, South Dakota, native started his rise in basketball at Roosevelt High School, where he still holds the school record for points scored in a game with 37. He also holds the school's single-season record with 240 rebounds and a 10.4 rebounds per game average in 2004-05, he also holds the school's career record with 544 rebounds. When he graduated in 2005, his 911 career points and his 222 career assists both ranked third in school history.

For his efforts in high school, Krabbenhoft earned all-city, all-conference and all-state honors in 2003, 2004 and 2005; State 'AA' All-Tournament Team honors in 2003 and 2005, along with Argus Leader 'First Five' honors and South Dakota Gatorade Player of the Year honors in 2005.

Krabbenhoft and his wife, Sara, have two sons, Joe and Tristan, and two daughters Aneta and Elizabeth.

The Krabbenhoft File

Hometown

Sioux Falls, S.D.

Education

B.A., History, Wisconsin, 2009

Coaching Experience

Assistant Coach, Wisconsin (2016-present)
Assistant Coach, South Dakota State (2014-2016)
Video Coordinator, Wisconsin (2012-2013)

Playing Experience

Leche Rio Breogan Lugo (Spain), 2012
Panellinios Basketball Club (Greece), 2011
Forca Lleida (Spain), 2011
South Korea Knights, 2010
Sioux Falls Sky Force (D-League), 2010
University of Wisconsin, 2006-09

Dean Oliver

Assistant Coach

Dean Oliver, an All-Big Ten guard, nine-year professional and eight-year coaching veteran, enters his fourth season on the UW bench after being named as an assistant coach on April 20, 2017.



"We are really excited to welcome Dean back to the Big Ten and the Wisconsin basketball family," Gard said. "I have been impressed with him over the years and after getting to know him better through this process, it became easy to see why he has been so successful in the past as a player and most recently as a coach. Everyone I talked to about Dean had the utmost respect for his leadership, teaching abilities and passion for helping student-athletes. He has a tremendous reputation for building relationships, has great rapport with players and excels in player development, particularly with guards. It's rare to find a coach with his combination of professional playing experience and coaching ability and I have no doubt he is the right fit for our program."

Oliver comes to Madison after a pair of three-year coaching stints at North Dakota (2012-14) and Illinois State (2015-17). In three seasons at ISU, Oliver helped guide Illinois State to a 68-34 overall record, a share of the 2017 Missouri Valley Conference regular-season title and two National Invitation Tournament bids (2015 and 2017). During the 2016-17 season, the Redbirds set program records for overall victories (28) and conference wins (17).

Working primarily with ISU's guards, Oliver has helped the Redbirds earn multiple Missouri Valley Conference accolades at the guard position, including 2017 MVC Player of the Year and MVC Defensive Player of the Year Paris Lee. Oliver also helped mentor guards DeV Vaughn Akoon-Purcell and Daishon Knight, who both earned All-MVC Second Team honors.

A native of Mason City, Iowa, Oliver spent three seasons as an assistant coach at North Dakota, in Grand Forks, North Dakota. Prior to joining the coaching ranks, Oliver prospered as a professional basketball player for nearly a decade, including a two-year stint in the NBA with the Golden State Warriors. He also served as a standout point guard at Iowa from 1997-2001.

Prior to beginning his coaching career in 2011, Oliver enjoyed a nine-year professional playing career that included two seasons (2001-03) with the Golden State Warriors in the NBA. Oliver also saw duty in the NBA Development League and a variety of leagues overseas. Oliver spent his final season playing for JL Bourg in a French league, after playing a season in Slovenia, a season in Croatia, a season in Poland and three seasons with the EiffelTowers in the Netherlands.

During his collegiate playing career, Oliver started all but two games for the Iowa Hawkeyes, earning third-team All-Big Ten honors after his sophomore, junior and senior seasons. Oliver became just the third player in Big Ten history to finish his career with more than 1,500 points, 500 assists and 200 steals.

As a senior, Oliver led the Big Ten in assist-to-turnover ratio and assists per game, leading the Hawkeyes to the 2001 Big Ten Tournament Championship and the second round of the NCAA Tournament. He also led Iowa to the NCAA tournament Sweet Sixteen as a sophomore in 1999.

In 2015, Oliver was inducted into the Iowa High School Athletic Association basketball Hall of Fame.

A native of Mason City, Iowa, Oliver earned his degree in business administration from Iowa in 2001. He and his wife, Sarah, have two children: Isaiah and Isabella.

The Oliver File

Hometown

Mason City, Iowa

Education

B.A., Business Administration, Iowa, 2001

Coaching Experience

Assistant Coach, Wisconsin (2017-present)

Assistant Coach, Illinois State (2014-2016)

Assistant Coach, North Dakota (2011-13)

Playing Experience

JL Bourg-en-Bresse (France), 2010-11

EiffelTowers (Netherlands), 2007-10

Slask Wroclaw (Poland), 2006-07

KK Zadar (Croatia), 2005-06

KD Slovan (Slovenia), 2004-05

Cedar Rapids River Raiders (USBL), 2004

Dakota Wizards (CBA), 2004

Asheville Altitude (D-League), 2003

Greenville Groove (D-League), 2003

Golden State Warriors (NBA), 2002-2003

Univ. of Iowa, 1998-01

Alando Tucker
Interim Assistant Coach

Wisconsin's all-time leading scorer, Alando Tucker, returned to the Wisconsin basketball program as interim assistant coach in July 2019. Tucker will once again serve in this role for the 2020-21 season, filling the position of assistant coach Howard Moore, who is on medical leave.



"I never wanted to join the Wisconsin coaching staff under circumstances like this, and my thoughts and prayers are with Howard and his family and will continue to be all season," Tucker said. "Howard and his family are very close friends of our family and his absence on the UW bench will be immense. He is the ultimate Badger and a tremendous coach. I owe it to him and my alma mater to do my best to coach up to his standard. I'm looking forward to working with our team and continue the strong legacy that guys like Howard have helped build."

"We're thankful to have someone like Alando able to step into this role," head coach Greg Gard said. "His familiarity with the program and our players, combined with his incredible basketball experience and energy will be a great fit. No one person can fill Howard's spot on our bench, but knowing how close he and Alando are as friends, I'm sure Alando will work as hard as possible to meet that level."

Tucker joins the men's basketball staff after serving as UW's Director of Student-Athlete Engagement since February of 2018. He worked with incoming student-athletes and their families to enhance how they acclimate to life at UW and in the community, in addition to sharing information about and using UW resources.

Tucker is Wisconsin's all-time leading scorer with 2,217 points, becoming a consensus first-team All-American as a senior in 2007. Tucker also earned 2007

Big Ten Player of the Year and was a finalist for every national player of the year award, winning the Lowe's Senior CLASS Award. A two-time first-team All-Big Ten selection, Tucker finished his career ranked ninth in Big Ten history in career points and led the Badgers to a career record of 99-35, including a then-school record 30 wins in 2006-07.

A first round selection in the 2007 NBA Draft, Tucker played professionally for 10 years, including three seasons in the NBA with the Phoenix Suns and the Minnesota Timberwolves.

Tucker was recently named to the UW Athletic Hall of Fame, part of the University's highly-acclaimed 11-member class of 2018.

Throughout his professional career, Tucker also was the founder and CEO of a successful non-profit — Arcitec Basketball — that specializes in life skills development.

A native of Lockport, Illinois, Tucker earned his bachelor of science degree in history from Wisconsin in 2007. Tucker and his wife, Krystal, have two sons, Amir and Asaiah.

The Tucker File

Hometown

Lockport, Ill.

Education

B.S., History, Wisconsin, 2007

Coaching Experience

Interim Assistant Coach, Wisconsin (2019-present)

Playing Experience

Hapoel Eilat, 2017

Hapoel Tel Aviv, 2015-16

SLUC Nancy, 2015

SOMB Boulogne-sur-Mer, 2014-15

Lukoil Academic, 2013-14

Inter Bratislava, 2013

Texas Legends, 2012

Gran Canaria, 2011

Lokomotiv Kuban, 2010-11

Gallitos de Isabela, 2010

Minnesota Timberwolves, 2009-10

Phoenix Suns, 2007-09

University of Wisconsin, 2002-07

BASKETBALL SUPPORT STAFF

Marc VandeWettering **Director of Basketball Operations**

Following a year in the Big Ten Conference operations department, Marc VandeWettering returned to his alma mater as the director of basketball operations in 2017 and enters his fourth season on the bench in 2020-21.

VandeWettering returns to Madison after serving as the assistant director of basketball and football operations at the Big Ten. VandeWettering assisted with logistics for the Big Ten Football Championship Game, the Big Ten Men's and Women's Basketball Tournaments and the Big Ten Softball Tournament.

The 2020-21 season will be VandeWettering's eighth season overall working with the Wisconsin men's basketball program. He spent two years serving as the team's program assistant and served as a student-manager for UW, taking on the role of head manager in 2013-14.

A native of Kaukauna, VandeWettering earned a business management degree from UW in 2015. He was a two-year letterwinner for the Kaukauna High School boys' basketball squad, earning all-conference honors as a senior. He was also named school valedictorian.




Jim Snider **Strength & Conditioning**

Jim Snider serves as an associate director for the department's strength and conditioning program and as the director of its Kohl Center operations.

This marks Snider's first season working with the men's basketball program. He has spent the past 11 years working with the men's and women's hockey programs and has developed numerous NHL players and Olympians. He continues to train many of those same people in the offseason.

Previously, Snider spent three seasons at Wisconsin as assistant strength and conditioning coach after serving a year-long internship with the department. His primary responsibilities were men's and women's soccer, tennis and crew, while also assisting with football.



Snider spent his year before rejoining the Badgers as assistant director of Strength and Conditioning at the University of Minnesota. At Minnesota, Snider was responsible for the administration and development of athletic enhancement programs for men's basketball, men's hockey, baseball and track and field, while managing full-time and intern personnel.

Snider originally came to Wisconsin for his internship from the University of Wisconsin-La Crosse where he earned a Bachelor of Science degree in Exercise and Sport Science, with an emphasis in Strength and Conditioning, and also a degree in Sports Management in 2001. While at the University of Wisconsin-La Crosse, Snider worked for three years with football, basketball, baseball, women's soccer, men's tennis and gymnastics.

Snider is a member of several organizations including the National Strength and Conditioning Association (NSCA), Collegiate Strength and Conditioning Coaches Association (CSCC) and USA Weightlifting. He is a Certified Strength and Conditioning Specialist through the NSCA, Level II Senior Coach through USA Weightlifting, and also a certified and active referee through USA Weightlifting.

Snider is married to his wife, Jenna, and resides in McFarland, Wisconsin, with his daughter, Stella.

Henry Perez-Guerra **Athletic Trainer**

The 2020-21 season will mark Henry Perez-Guerra's 28th year at Wisconsin as a staff athletic trainer. His primary responsibilities are with the men's basketball and swimming teams. Prior to coming to the athletic department, Perez-Guerra was employed by the University of Wisconsin Hospital and Clinic's Sports Medicine Center as an athletic trainer in the outreach program.

Perez-Guerra received his bachelor of science in 1985 in physical education, with an emphasis in athletic training from UW-Madison. Following graduation, he spent the summer with the Philadelphia Eagles football club as an athletic training student. In 1995, he completed his master's degree in health education at Wisconsin.

Perez-Guerra moved to Kansas City, Missouri to join Sports Rehabilitation and Physical Therapy Associates. He was assigned to the University



of Missouri-Kansas City athletic program as the school's first full-time athletic trainer, responsible for all 12 Division I sports. He also started the sports medicine program from scratch. In addition to his athletic training duties, he taught a class in athletic training injuries for the School of Education and was the head women's tennis coach.


Perez-Guerra is a State of Wisconsin licensed athletic trainer and a certified member of the National Athletic Trainers' Association. He resides in Madison with his wife and two children.

A.J. Van Handel **Video Coordinator**

A.J. Van Handel enters his eighth season serving as the video coordinator for men's basketball and his 11th year on the Wisconsin staff. Van Handel also spent three seasons as the program assistant and was a team manager for four seasons with the Badgers prior to that.

In his current role, Van Handel is responsible for overseeing all aspects of the team's film and video needs, including opponent scouting, coordinating film exchange, managing the video room and assisting the coaching staff in breaking down game and practice film. In addition, he assists Camp Director, Greg Gard, in the hiring of external staff and the runs the day-to-day operations of the Badger Boys Summer Basketball Camps.

A native of Ashwaubenon, Van Handel earned his bachelor's degree in history and political science from Wisconsin in 2010. In addition to serving as a student assistant coach for two seasons at Ashwaubenon High School, Van Handel has worked the UW Boys Basketball Camps every summer since 2007.



Kyle Blackbourn **Assistant Director of Basketball Operations**

A 10-year coaching veteran, Kyle Blackbourn enters his fifth season at UW in 2020-21 after joining the Badgers staff in 2016 as the team's assistant director of basketball operations.

In his role, Blackbourn assists UW's director of basketball operations, Marc VandeWettering, with scheduling and administrative duties.

Blackbourn spent the 2015-16 season as an assistant coach with the Rockhurst University men's basketball program in Kansas City, Missouri after spending the previous season as the head coach at Delta College in University Center, Michigan. During his season atop the Delta program, Blackbourn led the Pioneers to a 19-13 overall record and a third-place finish in the Michigan Community College Athletic Association.

Prior to leading Delta College, Blackbourn spent two seasons as an assistant coach at Benedictine College in Atchison, Kansas after serving in the same role at Grand View University in Des Moines, Iowa in 2011-12. Blackbourn broke into collegiate athletics as an assistant with Clarke University women's basketball program in 2010-11.

A native of Shullsburg, Blackbourn's coaching career began as an assistant coach at Scales Mound (Illinois) High School during the 2006-07 season before spending three seasons as the head boys varsity assistant at Shullsburg (Wis.) High School.

Blackbourn earned a physical education degree from the University of Wisconsin-Platteville, while also obtaining a minor in health education, a certificate in adapted physical education and an endorsement in coaching. He received his master's degree in educational leadership from Benedictine College in the summer of 2014.



Gary Poels
Equipment Manager

Gary Poels enters his 24th season as equipment manager for the Badgers after working eight seasons with the Green Bay Packers.

Poels has been a member of the Athletic Equipment Managers Association (AEMA) for 23 years and has been a certified equipment manager for 20 years. He is responsible for the inventory and oversees the purchase orders of equipment for basketball and swimming and diving at Wisconsin.

While with the Packers, Poels assisted with the day-to-day operation of the equipment room. He was with the Packers while five current or future head coaches were on the coaching staff, including Mike Holmgren, Andy Reid, Jon Gruden and Steve Mariucci.

He and his wife, Jodi, have three children, Kyle, Lindsey and Jessica.



Peg Cullen
Program Assistant

The 2020-21 season with mark Peg Cullen's 22nd season at UW, her alma mater, and 20th working in the Wisconsin men's basketball office.

Cullen served as the interim director of operations for the Badgers' 2013 Canadian exhibition tour, handling travel and scheduling.



Her chief duties are supporting the coaching staff in recruiting, scheduling and travel. Cullen has a background in publishing and is responsible for office management.

Cullen and her husband, Michael, have two daughters, Nora and Willa.

Laura Strang
Booster Contact

Laura Strang is entering her 20th season in the men's basketball office at Wisconsin after beginning in 2001. She assists with the planning and administration of the Badger Basketball Boosters, dealing directly with the Booster Board and President. She also helps with the administration of the Greg Gard Boys Basketball Camps.

Strang attended UW-Platteville and was in attendance at Pioneer games under the direction of Coach Ryan. She graduated from UWP with a bachelor's degree in English.


Prior to her work at Wisconsin, Strang worked as a healthcare recruiter. She and her husband, Tim, have a daughter, Jessica and two sons, Nate and Clay.



2020-21 WISCONSIN BADGERS - RADIO/TV ROSTER



0 **D'MITRIK TRICE**
G, Gr.-Sr., 6-0, 184
Huber Heights, Ohio




1 **JONATHAN DAVIS**
G, Fr., 6-5, 196
La Crosse, Wis.



2 **ALEEM FORD**
F, Gr.-Sr., 6-8, 217
Lawrenceville, Ga.




3 **WALT MCGRORY**
G, Sr., 6-3, 205
Minneapolis, Minn.



4 **CARTER HIGGINBOTTOM**
G, R-So., 6-0, 188
Chicago, Ill.



1 **TYLER WAHL**
F, So., 6-9, 220
Lakeville, Minn.




10 **LORNE BOWMAN**
F, Fr., 6-2, 180
Detroit, Mich.




11 **MICAH POTTER**
F, Gr.-Sr., 6-10, 248
Mentor, Ohio




12 **TREVOR ANDERSON**
G, Gr.-Sr., 6-3, 195
Stevens Point, Wis.



13 **JUSTIN TAPHORN**
G, Fr., 6-5, 198
Pekin, Ill.



14 **CARTER GILMORE**
F, Fr., 6-7, 215
Hartland, Wis.



20 **BEN CARLSON**
F, Fr., 6-9, 218
Woodbury, Minn.



22 **STEVEN CROWL**
F, Fr., 7-0, 217
Eagan, Minn.




24 **JORDAN DAVIS**
G, Fr., 6-4, 202
La Crosse, Wis.



32 **JOE HEDSTROM**
C, R-So., 7-0, 247
Hopkins, Minn.



34 **BRAD DAVISON**
G, Sr., 6-4, 202
Maple Grove, Minn.



35 **NATE REUVERS**
F, Jr., 6-11, 235
Lakeville, Minn.



GREG GARD
Head Coach
6th season at UW




JOE KRABBENHOFT
Assistant Coach
5th season at UW




DEAN OLIVER
Assistant Coach
4th season at UW



ALANDO TUCKER
Interim Assistant Coach
2nd season at UW



JIM SNIDER
Strength & Conditioning
13th season at UW



A.J. VAN HANDEL
Video Coordinator
10th season at UW



MARC VANDEWETTERING
Dir. of Basketball Ops
6th season at UW

2020-21 WISCONSIN BADGERS

ALPHABETICAL	POS	HT	WT	YR/ELIG	HOMETOWN (HIGH SCHOOL/PREVIOUS)
12 Trevor Anderson**	G	6-3	195	Gr./R-Sr.	Stevens Point, Wis. (HS/Green Bay)
10 Lorne Bowman II	G	6-2	180	Fr./Fr.	Detroit, Mich. (St. Mary's)
20 Ben Carlson	F	6-9	218	Fr./Fr.	Woodbury, Minn. (East Ridge)
22 Steven Crowl	F	7-0	217	Fr./Fr.	Eagan, Minn. (Eastview)
1 Jonathan Davis	G	6-5	196	Fr./Fr.	La Crosse, Wis. (Central)
24 Jordan Davis	G	6-4	202	Fr./Fr.	La Crosse, Wis. (Central)
34 Brad Davison***	G	6-4	202	Sr./Sr.	Maple Grove, Minn. (HS)
2 Aleem Ford***	F	6-8	217	Gr./R-Sr.	Lawrenceville, Ga. (Archer/IMG Academy)
14 Carter Gilmore	F	6-7	215	Fr./Fr.	Hartland, Wis. (Arrowhead)
32 Joe Hedstrom*	C	7-0	247	Jr./R-So.	Hopkins, Minn. (HS)
4 Carter Higginbottom*	G	6-0	188	Jr./R-So.	Chicago, Ill. (St. Ignatius)
3 Walt McGrory***	G	6-3	205	Sr./Sr.	Minneapolis, Minn. (Edina)
11 Micah Potter*	F	6-10	248	Gr./R-Sr.	Mentor, Ohio (Monteverde Acad./Ohio St.)
35 Nate Reuvers***	F	6-11	235	Sr./Sr.	Lakeville, Minn. (North)
13 Justin Taphorn	G	6-5	198	Fr./Fr.	Pekin, Ill. (Pekin)
0 D'Mitrik Trice***	G	6-0	184	Gr./R-Sr.	Huber Heights, Ohio (Wayne/IMG Academy)
5 Tyler Wahl*	F	6-9	220	So./So.	Lakeville, Minn. (North)

NUMERICAL	POS	HT	WT	YR/ELIG	HOMETOWN (HIGH SCHOOL/PREVIOUS)
0 D'Mitrik Trice***	G	6-0	184	Gr./R-Sr.	Huber Heights, Ohio (Wayne/IMG Academy)
1 Jonathan Davis	G	6-5	196	Fr./Fr.	La Crosse, Wis. (Central)
2 Aleem Ford***	F	6-8	217	Gr./R-Sr.	Lawrenceville, Ga. (Archer/IMG Academy)
3 Walt McGrory***	G	6-3	205	Sr./Sr.	Minneapolis, Minn. (Edina)
4 Carter Higginbottom*	G	6-0	188	Jr./R-So.	Chicago, Ill. (St. Ignatius)
5 Tyler Wahl*	F	6-9	220	So./So.	Lakeville, Minn. (North)
10 Lorne Bowman II	G	6-2	180	Fr./Fr.	Detroit, Mich. (St. Mary's)
11 Micah Potter*	F	6-10	248	Gr./R-Sr.	Mentor, Ohio (Monteverde Acad./Ohio St.)
12 Trevor Anderson**	G	6-3	195	Gr./R-Sr.	Stevens Point, Wis. (HS/Green Bay)
13 Justin Taphorn	G	6-5	198	Fr./Fr.	Pekin, Ill. (Pekin)
14 Carter Gilmore	F	6-7	215	Fr./Fr.	Hartland, Wis. (Arrowhead)
20 Ben Carlson	F	6-9	218	Fr./Fr.	Woodbury, Minn. (East Ridge)
22 Steven Crowl	F	7-0	217	Fr./Fr.	Eagan, Minn. (Eastview)
24 Jordan Davis	G	6-4	202	Fr./Fr.	La Crosse, Wis. (Central)
32 Joe Hedstrom*	C	7-0	247	Jr./R-So.	Hopkins, Minn. (HS)
34 Brad Davison***	G	6-4	202	Sr./Sr.	Maple Grove, Minn. (HS)
35 Nate Reuvers***	F	6-11	235	Sr./Sr.	Lakeville, Minn. (North)

* - letters earned | Gr. - Graduate Student

Head Coach: Greg Gard

Assistant Coaches: Joe Krabbenhoft, Dean Oliver,

Alando Tucker (interim), Howard Moore (on leave)

Director of Basketball Operations: Marc VandeWettering

Interim Strength & Conditioning Coach: Jim Snider

Athletic Trainer: Henry Perez-Guerra

Video Coordinator: A.J. Van Handel

Asst. Director of Basketball Operations: Kyle Blackburn

Graduate Assistant: Cole Gentry

Equipment Managers: Gary Poels

Program Assistant: Peg Cullen

Donor Contact: Laura Strang

Pronunciation Guide

Lorne Bowman	BO-man
Steven Crowl	rhymes with "Growl"
Aleem Ford	Uh-LEEM
Walt McGrory	muh-GRORE-ee
Nathan Reuvers	REE-vers
D'Mitrik Trice	Duh-MEE-trick
Tyler Wahl	WALL

PLAYER BIOGRAPHIES

12 TREVOR ANDERSON

G • Gr./R-Sr. • 6-3 • 195

Stevens Point, Wis. (Stevens Point Area HS/Green Bay)

Waiting was the hardest part for Trevor Anderson, who redshirted 2017-18 after transferring from Green Bay, then suffered a season-ending knee injury in 2018-19 after appearing in the first eight games for Wisconsin. Anderson began returning to form in 2019-20, appearing in all 31 games for the Badgers averaging 12.2 minutes off the bench as a key reserve. He started 20 games as a freshman at UW-Green Bay in 2016-17, averaging 9.8 points, 2.9 rebounds and 2.7 assists per game. The former Stevens Point Area High School standout was one of the state's most prolific prep players, scoring 2,360 points, the eighth-most in Wisconsin high school basketball history. He finished with a 100-6 career record, helped lead SPASH to the WIAA Division I State Championship in back-to-back years (2015-16) and was named Wisconsin's Mr. Basketball and Associated Press Player of the Year as a senior in 2016.

2019-20

Appeared in all 31 games this season, averaging 12.2 minutes ... scored 1.8 ppg and 1.3 rpg with 38 assists on the season, the most by any UW reserve ... Anderson had his best performance of the season at Rutgers (12/11) where he scored 11 points on 4-for-5 shooting, including 2-for-3 shooting from three-point range, two assists and a rebound.

2018-19

Appeared in the first 8 games of the season before suffering a season-ending knee injury on Nov. 30 ... averaged 1.6 points and 1.1 rebounds per game in 6.9 minutes of action ... scored a season-high 5 points in UW's win over NC State (11/27)

2017-18

Redshirt season after transferring from Green Bay

2016-17 (at Green Bay)

Started the first 20 games of the season as a freshman at Green Bay before a back injury sidelined him for the rest of the season ... averaged 9.8 points, 2.9 rebounds and 2.7 assists per game with the Phoenix ... averaged 40% FG, 37.6% 3FG and 80.4% FT shooting ... scored in double figures in each of his first five games and had a career-high 23 points (5-8 3FGs) in a win over SIUE ... played 33 minutes accounting for 3 points and 4 rebounds in Green Bay's 73-59 loss at Wisconsin on Dec. 14, 2016

High School

Finished his standout high school career at Stevens Point Area Senior High School (SPASH) as the all-time leading scorer with 2,360 points, the eighth-most points in the history of Wisconsin high school basketball ... compiled a 100-6 career record and helped lead SPASH to the WIAA Division I State Championship in back-to-back years (2015-16) ... recorded 20 points and four assists in the WIAA State Championship game his senior season and scored 25 points in the WIAA State Championship game his junior year ... as a senior in 2016, named Wisconsin's Mr. Basketball and Associated Press Player of the Year ... averaged 24.6 points, 4.4 assists, 64% FG, 55% 3FG and 87.6% FT shooting during his senior campaign ... as a junior in 2015, averaged 23 points, 5 assists, 63% FG and 89% FT shooting ... finished his junior season with 75 consecutive made free throws ... two-time AP First Team All-State selection (senior [unanimous], junior) and an AP Second Team All-State selection (sophomore) ... three-time WBCA First Team All-State honoree (senior, junior, sophomore) ... four-time conference player of the year and four-time first team all-conference ... two-time Central Wisconsin Gannett Newspaper Area Player of the Year (senior, sophomore) ... Team MVP all four seasons of high school ... recognized for his senior season with the Wisconsin Hall of Fame Male Athlete of the Year award ... won six NY2LA championships and five MVP awards in AAU

Personal

Parents are Scott and Amy Anderson ... father, Scott, played basketball at UW-Stevens Point and coached Trevor as the head coach at SPASH ... has an older sister, Haley, and a younger sister, Ava ... majoring in life sciences communication

ANDERSON'S CAREER STATISTICS

Overall		3-Point						Rebounding									
Year	GP-GS	Min/Avg	FG-FGA	Pct	FG-FGA	Pct	FT-FTA	Pct	Off-Def	Tot	Avg	PF-FO	Ast	TO	Blk	Stl	Pts/Avg
2016-17*	20-20	570/28.5	58-145	.400	35-93	.376	45-56	.804	11-46	57	2.9	32-0	53	37	1	15	196/9.8
2017-18					--		TRANSFER SEASON						--				
2018-19	8-0	55/6.9	6-10	.600	1-1	1.000	0-0	--	1-8	9	1.1	3-0	3	1	0	0	13/1.6
2019-20	31-0	380/12.3	19-49	.377	7-25	.280	11-14	.786	7-34	41	1.3	18-0	38	17	1	4	56/1.8
Total	59-20	1005/17.0	83-204	.407	43-119	.361	56-70	.800	19-88	107	1.8	53-0	94	55	2	19	265/4.5

*at Green Bay

Conference		3-Point						Rebounding									
Year	GP-GS	Min/Avg	FG-FGA	Pct	FG-FGA	Pct	FT-FTA	Pct	Off-Def	Tot	Avg	PF-FO	Ast	TO	Blk	Stl	Pts/Avg
2016-17*	8-8	204/25.5	14-49	.286	8-29	.276	17-22	.773	3-15	18	1.2	13-0	22	13	1	7	53/2.3
2017-18					--		TRANSFER SEASON						--				
2018-19	1-0	3/3.0	1-1	1.000	0-0	--	0-0	--	0-0	0	--	0-0	0	0	0	0	2/2.0
2019-20	20-0	269/13.5	17-37	.459	6-18	.333	5-6	.833	4-20	24	1.2	10-0	24	12	1	2	45/2.3
Total	29-8	476/16.4	32-87	.368	14-47	.298	22-28	.786	7-35	42	1.4	23-0	46	25	2	9	100/3.4

*Horizon League

10 LORNE BOWMAN II

G • Fr./Fr. • 6-2 • 180
Detroit, Mich. (St. Mary's)

Four-star recruit Lorne Bowman II joins the program looking to earn immediate playing time in the backcourt. A standout at St. Mary's High School, the guard from Detroit, Michigan was named 2020 MLive Metro Detroit Player of the Year and finished as a finalist for Michigan Mr. Basketball last season. A three-time Class A All-State honoree in Michigan, Bowman averaged 25.2 points, 6.2 assists and 6.0 rebounds per game leading St. Mary's to a 21-1 record and its first regular season Catholic High School League Central Division title since 2008. He earned first-team all-state honors as a junior, averaging 23.1 points and 5.1 assists per game for St. Mary's. An honorable mention all-state honoree his sophomore season, Bowman averaged 22.5 points and 4.9 assists per game.

(first team 2019, '20; honorable mention 2018) ... first-team all-state as a senior, Bowman averaged 25.2 points, 6.2 assists and 6.0 rebounds per game leading St. Mary's to a 21-1 record and its first regular season Catholic High School League Central Division title since 2008 ... earned first-team all-state honors as a junior, averaging 23.1 points and 5.1 assists per game for St. Mary's ... an honorable mention all-state honoree his sophomore season, Bowman averaged 22.5 points and 4.9 assists per game.

High School

Four-star recruit by ESPN ... ranked No. 94 in the ESPN 100 for 2020 ... named 2020 MLive Metro Detroit Player of the Year, Bowman finished as a finalist for Michigan Mr. Basketball and was a nominee for the McDonalds All-American game ... standout at St. Mary's High School was a three-time Class A All-State honoree in Michigan

20 BEN CARLSON

F • Fr./Fr. • 6-9 • 218
Woodbury, Minn. (East Ridge)

A four-star recruit by ESPN, 247Sports and Rivals, Ben comes to Wisconsin highly touted, including being ranked No. 88 in the ESPN 100 for 2020. A finalist for Minnesota Mr. Basketball last season, the Woodbury native was one of the most decorated players in East Ridge High School history. The 6-foot-9 forward set school records for career points (2,004), rebounds (1,083) and blocked shots (145). Carlson also became the first player in program history to be nominated to the McDonalds All-American Game in 2020. His senior season, Carlson averaged 24.3 points and 11.7 rebounds per game while leading the Raptors to a 20-7 record and a conference title. As a junior, he led East Ridge to the Minnesota Class AA state tournament while averaging a double-double (16 ppg, 11.3 rpg). Off the court, Carlson was a member of National Honors Society.

High School

Four-star recruit by ESPN, 247Sports and Rivals ... ranked No. 88 in the ESPN 100 for 2020 ... 2020 Minnesota Mr. Basketball finalist ... one of the most decorated players in East Ridge High School history, Carlson set school records for career points (2,004), rebounds (1,083) and blocked shots (145) ... became the first player in program history to be nominated to the McDonalds All-American Game in 2020 ... his senior season, Carlson averaged 24.3 points and 11.7 rebounds per game leading the Raptors to a 20-7 record and a conference title ... as a junior, led East Ridge to the Minnesota Class AA state tournament while averaging a double-double (16 ppg, 11.3 rpg) ... off the court, Carlson was a member of National Honors Society.

22 STEVEN CROWL

F • Fr./Fr. • 7-0 • 217
Eagan, Minn. (Eastview)

A three-star recruit by 247Sports and Rivals, Steven Crowl joins the Badgers coming off a standout season at Eastview High School where he was a finalist for Minnesota Mr. Basketball finalist. One of the most decorated players in Eastview history, Crowl finished his prep career as the school's all-time leading scorer (1,747 pts), rebounder (832 reb) and shot blocker (103 blk). The 6-foot-9 forward also set Eastview school records for career field-goal percentage (59% FG), rebounds in a season (332), rebounds in a game (19) and single-game field-goal percentage (90% FG). As a senior, he averaged 26.7 points and 12 rebounds per game, while also leading his team in assists (4.3 per contest). His junior season, Crowl led Eastview to the Minnesota Class 4A state tournament while averaging 19.7 points, 8.1 rebounds and 1.6 blocks per game. The Eagan native scored 630 points as a junior and 470 points as a sophomore giving him 1,100 career points entering his senior season. A first-team South Suburban All-Conference honoree in 2019 and second-team awardee in 2018, Crowl played travel basketball for D1 Minnesota, the same program as current Badgers Nate Reuvers and Tyler Wahl.

High School

Three-star recruit by 247Sports and Rivals ... 2020 Minnesota Mr. Basketball finalist ... McDonalds Award finalist ... Star-Tribune All-Metro, Pioneer-Press All-Metro, Section 3AAAA Player of the Year and U.S. Marine Corp Distinguished Athlete Award ... one of the most decorated players in Eastview High School history, Crowl finished his prep career as the school's all-time leading scorer (1,747 pts), rebounder (832 reb) and shot blocker (103 blk) ... Crowl also set Eastview school records for career field-goal percentage (59% FG), rebounds in a season (332), rebounds in a game (19) and single-game field-goal percentage (90% FG) ... as a senior, averaged 26.7 points and 12 rebounds per game, while also leading his team in assists (4.3 per contest) ... his junior season, Crowl led Eastview to the Minnesota Class 4A state tournament while averaging 19.7 points, 8.1 rebounds and 1.6 blocks per game, shooting 39% 3FG from beyond the arc ... scored 630 points as a junior and 470 points as a sophomore giving him 1,100 career points entering his senior season ... first-team South Suburban All-Conference in 2019 and second-team in 2018 ... played travel basketball for D1 Minnesota, the same program as current Badgers Nate Reuvers and Tyler Wahl.

I JONATHAN DAVIS

G • Fr./Fr. • 6-5 • 196

La Crosse, Wis. (La Crosse Central)

A four-star recruit by Rivals, Jonathan Davis joins the Badgers after a decorated senior season in which he was named Wisconsin Mr. Basketball. A 6-foot-4 guard from La Crosse, Davis finished his high school career as Central's all-time leading scorer with 2,158 points. Along with brother and fellow Badger, Jordan, he helped lead Central to the WIAA Division 2 state tournament each of their three years on the varsity team, capturing the state title in 2017. As a senior, Davis averaged 27.4 points and 9.2 rebounds per game for the Red Raiders, who reached the Division 2 sectional final before the season was ended due to the coronavirus pandemic. His junior season, Davis was named conference player of the year after averaging 23 points, 9 rebounds and 3 assists per game for Central, also earning unanimous first-team all-state selection and first-team all-conference honors. On the football field, Davis was a first-team all-state starter at quarterback, passing for 6,572 yards and 56 touchdowns, while rushing for more than 2,000 yards and scoring another 34 rushing touchdowns.

High School

Four-star recruit by Rivals ... named 2020 Wisconsin Mr. Basketball, Davis was also nominated to the

McDonalds All-American game ... finished his high school career as Central's all-time leading scorer with 2,158 points ... along with brother and fellow Badger, Jordan, helped lead Central to the WIAA Division 2 state tournament each of their three years on the varsity team, capturing the state title in 2017 ... as a senior, Davis averaged 27.4 points and 9.2 rebounds per game for the Red Raiders, who reached the Division 2 sectional final before the season was ended due to the coronavirus pandemic ... his junior season, Davis was named conference player of the year after averaging 23 points, 9 rebounds and 3 assists per game for Central, also earning unanimous first-team all-state selection and first-team all-conference honors ... La Crosse Tribune Coulee Region Player of the Year in 2018-19 ... as a sophomore, averaged 22.7 points, 7 rebounds and 2 assists per game and earned first-team all-conference and first-team all-state honors ... on the football field, Davis was a first-team all-state starter at quarterback, passing for 6,572 yards and 56 touchdowns, while rushing for more than 2,000 yards and scoring another 34 touchdowns on the ground.

24 JORDAN DAVIS

G • Fr./Fr. • 6-4 • 202

La Crosse, Wis. (La Crosse Central)

A three-star recruit by 247Sports and Rivals, Jordan Davis will represent his home state as a member of the Wisconsin Badgers. Along with brother and fellow Badger, Jonathan, he helped lead La Crosse Central to the WIAA Division 2 state tournament each of his three years on the varsity team, capturing the state title in 2017. Davis finished his high school career with 1,101 points, 470 rebounds, 270 assists and 187 steals. Jordan surpassed 1,000 career points at La Crosse on the same day (Feb. 11, 2020) his brother, Jonathan, surpassed 2,000 career points. Davis averaged 12.3 points, 5.5 rebounds and 3.7 assists per game as a senior, helping the Red Raiders complete a 20-5 season. On the football field, Davis was also an impressive wide receiver for the Red Raiders, posting 358 receiving yards with 5 TDs through three games before suffering a season-ending injury ... hauled in 49 receptions for 873 yards and 10 touchdowns as a junior.

High School

Three-star recruit by 247Sports and Rivals ... along

with brother and fellow Badger, Jonathan, helped lead La Crosse Central to the WIAA Division 2 state tournament each of his three years on the varsity team, capturing the state title in 2017 ... finished his high school career with 1,101 points, 470 rebounds, 270 assists and 187 steals ... surpassed 1,000 career points at La Crosse on the same day (Feb. 11, 2020) his brother, Jonathan, surpassed 2,000 career points ... Davis averaged 12.3 points, 5.5 rebounds and 3.7 assists per game as a senior, helping the Red Raiders complete a 20-5 season ... as a junior, Davis earned first-team all-conference honors and was named the team's defensive player of the year after averaging 12 points, 5 rebounds and 3 steals per game ... his sophomore season, Davis garnered first-team all-conference honors after he averaged 10 points, 4 rebounds and 2 steals per game ... on the football field, Davis was also an impressive wide receiver for the Red Raiders, posting 358 receiving yards with 5 TDs through three games before suffering a season-ending injury ... hauled in 49 receptions for 873 yards and 10 touchdowns as a junior.

34 BRAD DAVISON

G • Sr./Sr. • 6-4 • 202

Maple Grove, Minn. (Maple Grove HS)

Entering his fourth season with the Badgers, senior Brad Davison has grown as a team leader, not only vocally but also as in terms of production on the court. The Maple Grove, Minnesota native has played in 97 career games, including 93 starts. Wisconsin's active scoring leader, Davison became the 43rd Badger to score 1,000 career points and just the 20th to do so by his junior season. Starting all 30 games last season, Davison finished third on the team in scoring (9.9 ppg). A two-time Academic All-Big Ten student, Davison is a natural leader, a driven competitor and a reliable scorer who will be one of the Badgers catalysts during the 2020-21 season.

HONORS

- 2018 Big Ten All-Freshman Team
- 2x Big Ten Freshman of the Week
- 2x Academic All-Big Ten (2019, '20)

2019-20

Started in 30 games for the Badgers this season, averaged 9.9 ppg and 4.0 rpg with 23 steals ... scored a season-high 30 points on 8-for-11 shooting from three-point territory in Wisconsin's dominant road win at UNL (2/15/20) ... during UW's 8-game win streak to close the season, Davison lead UW with 13.5 ppg (45.2% FG and 47.6% 3FG) ... hit a game-winning 3 with 11 seconds left after getting a steal to clinch UW's upset victory over Maryland (1/14/20) while finishing with 14 points, 3 rebounds and a steal ... has scored 10 or more points in 13 games this season ... tallied a double-double performance with 11 points and a career-high 13 rebounds in Wisconsin's road victory at No. 20 Penn State ... became the 20th Badger in school history to score 1,000 by his junior season in UW's victory against Rutgers (2/23/20).

2018-19

Started all 34 games, ranking 3rd on the team in scoring (10.5 ppg), 4th in rebounding (3.3 rpg), 3rd in assists (1.8 apg) and 2nd in steals (1.1 spg) ... ranked 6th in the Big Ten shooting 80.9% (76-94) from the FT line ... averaged 1.1 steals per game (14th in the Big Ten) ... scored in double figures 17 times, including a trio of games with 20+ points ... scored 14 points (3-6 3FGs) in a win at Ohio State (3/10) ... led UW with 18 points and matched career high with 7 rebounds vs. Illinois (2/18) ... posted 21 points, going 4-6 from 3-point range, in a home win over Maryland (2/1) ... tallied a season-high 26 points at Western Kentucky (12/29), going 9-for-13 on the day ... scored 24 points with

a career-high 6 3FGs (6-9) vs. Savannah State (12/13) ... poured in 19 points (4-6 3FGs) and 6 boards in a win at Xavier (11/13)

2017-18

Played in all 33 games, starting the final 29 ... finished as UW's second-leading scorer (12.1 ppg) while also averaging 2.5 assists and 2.3 rebounds per game ... ranked among the top 5 Big Ten freshmen in scoring, assists, steals, 3FG%, FT% and minutes played ... scored a career-high 30 points vs. #2 Michigan State (2/25) and became the first UW freshman to record a 30-point game since Sam Okey in 1996 ... tallied 16 pts in the Badgers' win over #6 Purdue (2/15), while also tallying 3 rebounds, 2 assists and just 1 turnover in 36 minutes ... scored a team-high 18 points (10-10 FT) vs. Illinois (1/19) ... scored all 14 of his points in the second half vs. Indiana (1/2) ... made his first career start vs. #23 UCLA (11/21), finishing with 14 points ... led the Badgers in both points (16) and assists (3) vs. Ohio State (12/2) ... scored a career-high 20 points vs. Marquette (12/9), while also tallying a team-high 4 assists and 3 rebounds ... had a team-high 19 points vs. Milwaukee (11/24), including a career-high 5 triples

High School

Four-star, top-100 recruit was named 2016 *Star Tribune* Metro Player of the Year ... two-sport standout excelled at both basketball and football at Maple Grove High School ... four-year captain and starter in basketball earned All-Conference honors all four years ... as a senior, led the Crimson to a 28-4 record, NWSC-West championship and appearance in the Minnesota State Tournament ... a finalist for Minnesota Mr. Basketball, was named to the *USA Today* Minnesota All-State Team and AP All-State First Team ... averaged 24.4 points, 7.4 rebounds, 7.9 assists and 4.2 steals while shooting 82% from the FT line as a senior ... named AP All-State Second Team as a junior ... during his junior season, the combo guard averaged 21.2 points, 6.4 rebounds, 7.3 assists and 2.4 steals and helped the Crimson to a 25-5 record and a state tournament appearance ... Davison finished his prep career with school records in points (2,300), assists (899), steals (365), field goals (692), 3-pointers (168) and made free throws (748) ... also a standout quarterback for Maple Grove, he holds a number of school passing records after completing 43 career touchdown passes and running for another 25 ... led the Crimson to three state tournament appearances and a 27-7 record on the gridiron

Personal

Parents are Jim and Cori Davison ... has two older sisters, Stephanie and Angie, who both played on the Northern Iowa women's basketball team, graduating in 2016 and 2017, respectively ... both father, Jim, and mother, Cori, played basketball at Minnesota Duluth ... brother-in-law, L.J. Fort, plays linebacker for the Philadelphia Eagles ... a 4.0 student in the classroom, Davison received the 2017 Scholar Athlete award from the Minnesota Chapter of the National Football Foundation ... three-time

Presidential Education Award honoree ... National Honor Society member, as well as a school site council member and Link Leader ... Davison put in more than 120 hours of volunteer work with youth football and basketball, while also going on service trips to Jamaica and Costa Rica and also volunteering at Shriners Prom closer to home ... member of Maple Grove's Fellowship of Christian Athletes and its GOLD program, which serves impoverished communities around the globe ... majoring in business management and human resources

DAVISON'S CAREER STATISTICS

Overall		3-Point						Rebounding									
Year	GP-GS	Min/Avg	FG-FGA	Pct	FG-FGA	Pct	FT-FTA	Pct	Off-Def	Tot	Avg	PF-FO	Ast	TO	Blk	Stl	Pts/Avg
2017-18	33-29	1028/31.2	124-306	.405	60-169	.355	90-110	.818	10-66	76	2.3	109-0	83	59	1	40	398/12.1
2018-19	34-34	1096/32.2	115-299	.385	52-149	.349	76-94	.809	10-101	111	3.3	79-0	62	34	2	36	358/10.5
2019-20	30-30	927/30.9	92-233	.395	47-131	.359	65-77	.844	16-113	129	4.3	73-0	56	27	0	23	296/9.9
Total	97-93	3051/31.5	331-838	.395	159-449	.354	231-281	.822	36-280	316	3.3	120-0	201	120	3	99	1052/10.8

Conference		3-Point						Rebounding									
Year	GP-GS	Min/Avg	FG-FGA	Pct	FG-FGA	Pct	FT-FTA	Pct	Off-Def	Tot	Avg	PF-FO	Ast	TO	Blk	Stl	Pts/Avg
2017-18	18-18	598/33.2	67-175	.383	34-96	.354	47-53	.887	5-41	46	2.6	64-0	51	41	1	19	215/11.9
2018-19	20-20	667/33.4	72-186	.387	32-87	.368	39-51	.765	6-64	70	3.5	51-0	37	18	1	15	215/10.8
2019-20	19-19	593/31.2	56-149	.376	32-87	.368	42-52	.808	9-76	85	4.5	47-0	31	15	0	11	186/9.8
Total	57-57	1858/32.6	195-510	.382	98-270	.363	128-156	.821	20-181	201	3.5	162-0	119	74	2	45	616/10.8

2 ALEEM FORD

F • Gr./R-Sr. • 6-8 • 217

Lawrenceville, Ga. (Archer HS/IMG Academy [Fla.]

The growth and development of senior Aleem Ford has played an integral role in Wisconsin's success, perhaps none more evident than last season. Ford started all 31 games for the Badgers as a junior, averaging 8.6 points and 4.4 rebounds per game. He entered his junior season with nine career double-digit scoring games, yet posted 14 last season alone (including 7 of the last 10). The 6-foot-8 forward provides an outside shooting threat, while also flashing the strength and skillset to drive to the basket. Coming off breakout months of February and March to close last season, the Lawrenceville, Georgia native appears poised to have a big senior season in Madison.

2019-20

Started in all 31 games ... averaged 8.6 ppg and 4.4 rpg with 12 blocks ... scored a career-high 19 points, a team-high seven rebounds on 7-for-11 shooting from the field including a career-high five three-pointers in the Badgers home victory over Purdue (2/18/20) ... tallied 18 points on 6-for-8 shooting (2-for-3 from 3FG) with 8 rebounds in Wisconsin's 81-74 upset victory at No. 19 Michigan (2/27/20) ... Ford had a dominant February

this season ... during the month (7 games), Ford averaged 10.9 points, 45.2% 3FG (14-31) shooting and 6.6 rebounds per game ... finished with 13 points on 5-for-6 shooting, four rebounds and two steals in UW's upset victory over the No. 14 Spartans ... scored 10 or more points in 14 games this season for the Badgers, including reaching double-figures in seven of UW's final 10 games.

2018-19

Appeared in 31 games, missing the first three of the season with a knee injury ... averaged 3.1 ppg and 1.9 rpg in 13.8 minutes per game ... scored in double figures three times, including a season-high 12 points vs. NC State (11/27) when he went 4-for-7 from 3-point range ... tallied 10 points in a win over Maryland (2/1) ... had 11 points and season-high 6 rebounds in a Big Ten tournament win over Nebraska (3/15).

2017-18

Played in all 33 games, including 20 starts, averaging 5.8 points (40.0% FG, 40.9% 3FG) and 2.8 rebounds per game ... scored in double figures 6 times ... shot 3-for-4 from 3-point range and

finished with 9 points vs. #2 Michigan State in the Big Ten tournament quarterfinals (3/2) ... scored 12 points and matched career highs in FG (4) and 3FG (4) at Maryland (2/4), which included a 3 to tie the game with 2:39 left ... matched career highs in FG (4), FGA (7) and 3FGA (6), while finishing with 12 points and 5 rebounds vs. Northwestern (2/1) ... finished with 9 points (3-6 3FG) and 2 rebounds in a win vs. Indiana (1/2) ... recorded a career-high 14 points, 5 rebounds and 3 assists vs. Western Kentucky (12/13) ... didn't score vs. Milwaukee (11/24), but tallied career highs in rebounds (7) and assists (5) ... made his first career start vs. #23 UCLA (11/21) and played 19 minutes ... scored a then-career-high 10 points vs. #22 Baylor (11/20)

2016-17

Redshirt season

High School

A native of Lawrenceville, Georgia, Ford spent the 2015-16 season as a post-graduate player at IMG Academy in Florida, where he averaged 13.9 points and 6.3 rebounds per game ... as a prep, Ford earned All-Region 8-AAAAAA honors after averaging 14.2 points, 6.8 rebounds, 2.2 blocks as a senior at Archer High School in Lawrenceville ... an All-Gwinnett County Selection and an Atlanta Journal All-State honorable mention pick, Ford shot 44 percent from 3-point range and 77 percent at the free throw line

Personal

Parents are Steven and Zoraya Ford ... has an older sister, Medeenah ... majoring in communication arts: radio, TV and film

FORD'S CAREER STATISTICS																	
Overall		3-Point						Rebounding									
Year	GP-GS	Min/Avg	FG-FGA	Pct	FG-FGA	Pct	FT-FTA	Pct	Off-Def	Tot	Avg	PF-FO	Ast	TO	Blk	Stl	Pts/Avg
2016-17																	
REDSHIRT SEASON																	
2017-18	33-20	805/24.4	60-150	.400	45-110	.409	27-33	.818	20-71	91	2.8	64-0	30	25	6	11	192/5.8
2018-19	31-0	428/13.8	35-103	.340	23-80	.288	4-4	1.000	11-48	59	1.9	44-0	11	16	4	8	97/3.1
2019-20	31-31	778/25.1	96-222	.432	41-120	.342	34-49	.694	38-99	137	4.4	61-0	33	31	12	15	267/8.6
Total	95-51	2011/21.2	191-475	.402	109-310	.352	65-86	.756	69-218	287	3.0	169-0	74	72	22	34	556/5.9
Conference		3-Point						Rebounding									
Year	GP-GS	Min/Avg	FG-FGA	Pct	FG-FGA	Pct	FT-FTA	Pct	Off-Def	Tot	Avg	PF-FO	Ast	TO	Blk	Stl	Pts/Avg
2016-17																	
REDSHIRT SEASON																	
2017-18	18-10	434/24.1	28-78	.359	22-59	.373	10-12	.833	12-29	41	2.3	40-0	14	11	2	5	88/4.9
2018-19	20-0	260/13.0	20-64	.313	12-47	.255	3-3	1.000	6-27	33	1.7	32-0	6	9	1	4	55/2.8
2019-20	20-20	499/25.0	57-130	.438	27-76	.355	19-26	.731	21-64	85	4.3	34-0	17	14	8	7	160/8.0
Total	58-30	1193/20.6	105-272	.386	61-182	.335	32-41	.780	39-120	159	2.7	106-0	37	34	11	16	303/5.2

14 CARTER GILMORE

F • Fr./Fr. • 6-7 • 215
Hartland, Wis. (Arrowhead)

An athletic and versatile 6-foot-7 wing, Gilmore turned down scholarship offers from several Division I schools to join the Badgers as a preferred walk-on. Named Classic Eight Conference Player of the Year last season, Gilmore led Arrowhead to a program-best record of 23-1 and a regional championship. The Hartland native became Arrowhead's all-time leading scorer (1,565 pts) and scored a school record 49 points for Arrowhead on March 7, 2020 in a WIAA D1 regional final. An Associated Press first-team all-state selection as a senior, Gilmore averaged 26.8 points, 11.3 rebounds and 5.6 assists per game. Carter's father, Brian, was on the coaching staff of Bo Ryan's first DIII national championship team at UW-Platteville in 1991.

High School

An athletic and versatile 6-foot-7 wing, Gilmore turned down scholarship offers from several Divi-

sion I schools to join the Badgers as a preferred walk-on ... named Classic Eight Conference Player of the Year, Gilmore led Arrowhead to a program-best record of 23-1 and a regional championship ... became Arrowhead's all-time leading scorer (1,565 pts) and scored a school record 49 points for Arrowhead on March 7, 2020 in a WIAA D1 regional final...an Associated Press first-team all-state selection as a senior, Gilmore averaged 26.8 points, 11.3 rebounds and 5.6 assists per game... his junior season, Gilmore was named Classic Eight Conference Player of the Year and an all-state selection after averaging 19.9 points per game and shooting over 40 percent from 3-point range... father, Brian, was on the coaching staff of Bo Ryan's first Division III national championship team at UW-Platteville in 1991... mother, Stephanie, was standout on the UW-Platteville women's team, inducted into the WIAC Hall of Fame in 2018.

32 JOE HEDSTROM

C • Jr./R-So. • 7-0 • 247
Hopkins, Minn. (Hopkins HS)

After redshirting his freshman season, Joe Hedstrom appeared in six games for Wisconsin last year before undergoing knee surgery that forced him to miss the remainder of the season. The 7-foot center from The Hopkins, Minnesota, averaged 14.6 points and 6.3 rebounds per game as a senior at Hopkins High School, helping the Royals to a 26-2 record and a final national rank of No. 38. A Minnesota Basketball Coaches Association All-Star, Hedstrom provides the Badgers with size, shooting ability and a hard-working attitude.

2019-20

Appeared in six games in his second season with the Badgers ... scored the first two points of his career and grabbed a rebound in a win over Green Bay on 11/21/19 underwent successful knee surgery on (12/21/19) forcing Hedstrom to miss the remainder of the 2019-20 season.

2018-19

Redshirt season

High School

A 7-foot center from Hopkins, Minnesota, Hedstrom will enter the program as a walk-on during

the 2018-19 season ... as a senior at Hopkins High School, Hedstrom averaged 14.6 points, 6.3 rebounds per game, helping the Royals to a record of 26-2 and a final national rank of No. 38 ... a Minnesota Basketball Coaches Association All-Star, Hedstrom averaged 8.5 points per game as a junior and averaged 12.0 points and 9.0 rebounds per game with his AAU team the Minnesota Comets in 2017 ... was prep teammates with Minnesota's Amir Coffey

Personal

Parents are Peter and Sharon Hedstrom ... has three older sisters, Bethany, Emily and Andrea, and an older brother, Eric ... father, Peter, played basketball at St. Olaf College and mother, Sharon, played basketball at Bethel University ... aunt, Mary Hedstrom, and cousin, Joanna Hedstrom, played basketball at the University of Minnesota ... grandfather, Burt Hedstrom, played basketball, football and baseball at Northwestern (1944-47) ... major is undecided

HEDSTROM'S CAREER STATISTICS

Overall		3-Point						Rebounding										
Year	GP-GS	Min/Avg	FG-FGA	Pct	FG-FGA	Pct	FT-FTA	Pct	Off-Def	Tot	Avg	PF-FO	Ast	TO	Blk	Stl	Pts/Avg	
2018-19					--		REDSHIRT SEASON						--					
2019-20	6-0	14/2.3	1-2	.500	0-0	--	0-0	--	1-1	2	0.3	3-0	0	1	0	0	2/0.3	
Total	6-0	14/2.3	1-2	.500	0-0	--	0-0	--	1-1	2	0.3	3-0	0	1	0	0	2/0.3	
Conference		3-Point						Rebounding										
Year	GP-GS	Min/Avg	FG-FGA	Pct	FG-FGA	Pct	FT-FTA	Pct	Off-Def	Tot	Avg	PF-FO	Ast	TO	Blk	Stl	Pts/Avg	
2018-19					--		REDSHIRT SEASON						--					
2019-20	1-0	3/3.0	0-0	--	0-0	--	0-0	--	0-0	0	--	1-0	0	0	0	0	0/0.0	
Total	1-0	3/3.0	0-0	--	0-0	--	0-0	--	0-0	0	--	1-0	0	0	0	0	0/0.0	

4 CARTER HIGGINBOTTOM

G • Jr./R-So. • 6-0 • 188
Chicago, Ill. (St. Ignatius HS)

Carter Higginbottom heads into his third season with Wisconsin after redshirting his first year in Madison. The Chicago, Illinois native appeared in nine games for the Badgers. Higginbottom was a standout player and team leader at St. Ignatius High School, where he averaged 12.5 points, 4.6 rebounds, 5.3 assists, 3.2 steals per game as a senior. An Academic All-Big Ten student, Higginbottom is double majoring in the prestigious UW-Madison Business School. Higginbottom's father, Elzie, was an All-American runner at Wisconsin (1960-65), placing fifth in the 440-yard dash at the 1963 NCAA Outdoor Championships.

High School

A two-time All-Catholic League selection at St. Ignatius High School ... two-year team captain, averaged 12.5 points, 4.6 rebounds, 5.3 assists, 3.2 steals per game as a senior.

Personal

Parents are Elzie and Deborah Higginbottom ... has an older brother, William, and younger sister, Caroline, and younger brother, Parker ... father, Elzie, was an All-American runner at Wisconsin (1960-65), placing fifth in the 440 yard dash at the 1963 NCAA outdoor championships. He was also a three-time Big Ten champion, winning the 440 and anchoring the mile relay to a conference title in 1962 ... majoring in business real estate and finance, investment and banking

2019-20

Appeared in nine games.

2018-19

Redshirt season

HIGGINBOTTOM'S CAREER STATISTICS																	
Overall		3-Point					Rebounding										
Year	GP-GS	Min/Avg	FG-FGA	Pct	FG-FGA	Pct	FT-FTA	Pct	Off-Def	Tot	Avg	PF-FO	Ast	TO	Blk	Stl	Pts/Avg
2018-19					--					--							
2019-20	9-0	9/1.0	0-1	.000	0-0	--	0-0	--	0-1	1	0.1	0-0	0	1	0	0	0/0.0
Total	9-0	9/1.0	0-1	.000	0-0	--	0-0	--	0-1	1	0.1	0-0	0	1	0	0	0/0.0
Conference		3-Point					Rebounding										
Year	GP-GS	Min/Avg	FG-FGA	Pct	FG-FGA	Pct	FT-FTA	Pct	Off-Def	Tot	Avg	PF-FO	Ast	TO	Blk	Stl	Pts/Avg
2018-19					--					--							
2019-20	4-0	4/1.0	0-1	.000	0-0	--	0-0	--	0-0	0	0.0	0-0	0	0	0	0	0/0.0
Total	4-0	4/1.0	0-1	.000	0-0	--	0-0	--	0-0	0	0.0	0-0	0	0	0	0	0/0.0

3 WALT McGRORY

G • Sr./Sr. • 6-3 • 205
Minneapolis, Minn. (Edina HS)

Walt McGrory returns for his fourth season with Wisconsin in 2020-21. The Minneapolis native has appeared in 36 career games for the Badgers. McGrory saw action in 14 games last season, averaging 4.2 minutes per game off the bench. He had a career day against McNeese State, playing a career high 24 minutes and finishing with 9 points, two assists and two rebounds in the win. A two-time Academic All-Big Ten student, McGrory finish his prep career as Edina High School's all-time leading scorer with 2,126 career points, averaging 26.3 points, 8.0 rebounds and 6.0 assists per game as a senior.

2019-20

Appeared in 14 games for the Badgers ... averaged 1.1 points per game and 0.6 rebounds per game with 5 assists ... had a career day against McNeese State (11/13/19) with 9 points on 3-for-6 shooting from the field, two assists and two rebounds.

2018-19

Saw action in 12 games, including 6 Big Ten contests and 1 Big Ten tournament appearance ... scored only 3 points of the season in a season-high 9 minutes vs. Savannah State (12/13)

2017-18

Appeared in 9 games as a true freshman ... considered redshirting and sat out the initial 11 games ... made debut vs. Western Kentucky (12/13) ... set career highs with 4 points (4-4 FT) and 6 rebounds in 21 minutes vs. Green Bay (12/23) ... also played 21 minutes vs. UMass Lowell (12/30) posting 3 steals

High School

Edina High School's all-time leading scorer with 2,126 career points ... put together a big senior season, averaging 26.3 points, 8.0 rebounds and 6.0 assists per game ... four-time All-Lake Conference honoree ... team captain as both junior and senior ... five-year varsity letterman, beginning as an eighth grader ... Edina Scholar Athletic Award winner ... turned down scholarship offers from five NCAA Division I programs including Brown, Drake, Furman, Maine and South Dakota State

Personal

Born in Des Moines, Iowa ... parents are Matthew and Jean McGrory ... has one older sister, Mary Claire, who played basketball at Creighton (2013-17) ... high school teammates with Minnesota's Reggie Lynch and Drake's Graham Woodward ... majoring in economics

McGRORY'S CAREER STATISTICS																	
Overall			3-Point					Rebounding									
Year	GP-GS	Min/Avg	FG-FGA	Pct	FG-FGA	Pct	FT-FTA	Pct	Off-Def	Tot	Avg	PF-FO	Ast	TO	Blk	Stl	Pts/Avg
2017-18	9-0	72/8.0	0-5	.000	0-3	.000	5-7	.714	0-8	8	0.9	5-0	4	7	0	4	5/0.6
2018-19	13-0	31/2.4	2-5	.400	2-4	.500	0-0	--	0-2	2	0.2	2-0	0	2	0	0	6/0.5
2019-20	14-0	57/4.1	5-13	.385	2-7	.286	3-4	.750	2-7	9	0.6	9-0	5	1	0	1	15/1.1
Total	36-0	160/4.4	7-23	.304	4-14	.286	8-11	.727	2-17	19	0.5	16-0	10	10	0	5	26/0.7
Conference			3-Point					Rebounding									
Year	GP-GS	Min/Avg	FG-FGA	Pct	FG-FGA	Pct	FT-FTA	Pct	Off-Def	Tot	Avg	PF-FO	Ast	TO	Blk	Stl	Pts/Avg
2017-18	5-0	13/2.6	0-1	.000	0-1	.000	0-0	--	0-0	0	0.0	1-0	1	3	0	0	0/0.0
2018-19	6-0	8/1.3	0-0	--	0-0	--	0-0	--	0-1	1	0.2	1-0	0	1	0	0	0/0.0
2019-20	8-0	9/1.1	1-2	.500	1-1	1.000	1-2	.500	0-0	0	0.0	3-0	2	0	0	1	4/0.5
Total	19-0	30/1.6	1-3	.333	1-2	.500	1-2	.500	0-1	1	0.1	5-0	3	4	0	1	4/0.2

II MICAH POTTER

F • Gr./R-Sr. • 6-10 • 248
Mentor, Ohio (Montverde Academy)

Micah Potter proved his value the moment he joined Wisconsin's active roster last season. Now, the senior appears poised to make the most of his first full season with the Badgers. The Ohio State transfer from Mentor, Ohio has appeared in 80 career games, including 20 starts. Emerging as one of the most valuable reserves during Big Ten play last season, Potter averaged 10.9 points (54.2% FG, 46.9% 3FG) and 6.9 rebounds in just 18.9 minutes per game. The 6-foot-10 forward broke out on the road at #20 Penn State, scoring a career high 24 points and grabbing 13 rebounds in UW's win. A preseason candidate for the 2021 Kareem Abdul-Jabbar Center of the Year Award, Potter is also a standout in the classroom as a two-time Academic All-Big Ten student.

Honors

- 2021 Kareem Abdul-Jabbar Award Watch List
- Big Ten Distinguished Scholar (2020)
- 2x Academic All-Big Ten (2018, '20)

2019-20

Made his debut for Wisconsin in a 83-64 win over Milwaukee (12/21/19), recording 12 pts, 5 reb and 1 blk in just 13 minutes ... played in all of UW's remaining 21 games, making four starts ... averaged 10.1 points and 6.2 reb per game ... career high 24 pts (9-14 FGs) at #20 Penn State (1/11/20), plus 13 reb and a career high four 3s (4-6 3FG) ... during Big Ten play, averaged 10.9 ppg (54.2% FG, 46.9% 3FG) and 6.5 rpg ... 18 pts (7-12 FG), 7 reb in 24 min off the bench in UW's victory at #19 Michigan (2/27/20) ... scored 14 pts and a team-high 11 reb for his fourth career double-double in UW's Big Ten title clinching victory at Indiana (3/7/20) ... tallied 5 or more rebounds in 15 games

... went 23-for-49 (46.9%) from long range during conference play, the 2nd-best mark in the Big Ten.

2018-19

Redshirt season after transferring from Ohio State.

2017-18 (with Ohio State)

Appeared in 29 games (4 starts) ... averaged 4.1 pts and 2.4 reb per game ... career high 17 pts (9-10 FTs) with 4 reb in a career high 31 min vs. Texas Southern (11/16) ... team high 13 pts at Northwestern (1/17) ... 10 pts and 5 reb vs. Iowa (2/10).

2016-17 (with Ohio State)

Played in 30 games (12 starts) ... averaged 4.1 pts and 3.1 reb per game ... was the first true freshman to start a season opener for Ohio State since Jared Sullinger in 2010, playing 21 min vs. Navy (11/11) ... first double-double with 12 pts and career-high 12 reb vs. Marshall (11/25) ... recorded 9 pts and 5 reb vs. Wisconsin (2/23).

High School

Played his senior season at Montverde Academy where he was named Team MVP and Beachball Classic MVP ... averaged 10.7 points and 5.5 rebounds in 2016 at Montverde ... named first team All-State and All-Conference as a junior at Mentor HS, where he averaged 20.2 ppg and 9.1 rpg

Personal

Parents are Tim and Ronda ... has three siblings, Caleb, Noah and Emma ... younger brother Noah is a defensive lineman for Ohio State football ... majoring in agricultural business management

POTTER'S CAREER STATISTICS

Overall		3-Point				Rebounding											
Year	GP-GS	Min/Avg	FG-FGA	Pct	FG-FGA	Pct	FT-FTA	Pct	Off-Def	Tot	Avg	PF-FO	Ast	TO	Blk	Stl	Pts/Avg
2016-17*	30-12	422/14.1	43-99	.434	17-51	.333	21-35	.600	35-57	92	3.1	68-0	8	20	11	8	124/4.1
2017-18*	29-4	292/10.1	44-90	.489	6-20	.300	24-30	.800	31-40	71	2.4	39-0	10	12	11	5	118/4.1
2018-19					--		TRANSFER SEASON			--							
2019-20	21-3	368/17.5	76-144	.528	23-51	.451	37-43	.860	33-98	131	6.2	36-0	8	33	21	8	212/10.1
Total	80-19	1082/13.5	163-333	.489	46-122	.377	82-108	.759	99-195	294	3.7	143-0	26	65	43	21	454/5.7

*at Ohio State

Conference		3-Point				Rebounding											
Year	GP-GS	Min/Avg	FG-FGA	Pct	FG-FGA	Pct	FT-FTA	Pct	Off-Def	Tot	Avg	PF-FO	Ast	TO	Blk	Stl	Pts/Avg
2016-17*	18-1	225/12.5	25-57	.439	9-31	.290	15-20	.750	18-27	45	2.5	43-0	5	9	8	2	74/4.1
2017-18*	16-0	152/9.5	25-51	.490	4-10	.400	14-17	.824	14-21	35	2.2	29-0	2	5	4	1	68/4.3
2018-19					--		TRANSFER SEASON			--							
2019-20	18-3	330/18.3	71-131	.542	23-49	.469	31-37	.838	33-84	117	6.5	32-0	8	29	17	8	196/10.9
Total	52-4	707/13.6	121-239	.506	36-90	.400	60-74	.811	65-132	197	3.8	104-0	15	43	29	11	338/6.5

*at Ohio State

35 NATE REUVERS

F • Sr./Sr. • 6-11 • 235

Lakeville, Minn. (Lakeville North HS)

Possessing natural size and a perimeter shooting touch, Reuvers has worked to improve his strength and his post-game to set up for a big senior season. A Third-Team All-Big Ten honoree last season, Reuvers started all 31 games and led the team in scoring (13.1 ppg) and blocks (1.9), while ranked second in rebounding (4.5 rpg). The forward from Lakeville, Minnesota scored in double figures in 24 of 31 games, including 12 of the final 15. Reuvers asserted his defensive presence with 58 blocks for the Badgers last season, which tied for the seventh-highest single-season total in UW history. He also recorded the fifth-highest single-season blocks total (60) his junior year. Reuvers needs just 11 swats to break Ethan Happ's school record (154). An Academic All-Big Ten student, Reuvers is pursuing his master's degree in Business: Supply Chain Management after majoring in Business: Finance and Investment Banking.

Honors

- 2021 Karl Malone Award Watch List
- 2020-21 Preseason All-Big Ten Team
- 2020 Third-Team All-Big Ten
- 2019 Academic All-Big Ten
- Big Ten Player of the Week (11/11/19)

2019-20

Started all 31 games for the Badgers ... ranked 1st on the team in scoring, second in rebounding and 1st in blocks (58) with 13.1 points, 4.6 rebounds and 1.9 blocks per game ... nearly reached a triple-double with 14 points, 14 rebounds and 9 blocks against Eastern Illinois (11/8/19) ... scored 17 points and nine rebounds at No. 5 Ohio State, including a career-high 10 free throw's ... scored in double figures in 12 of the last 15 games and 24 of 31 games this season ... matched his career high (22 pts) on two different occasions this year (vs. #20 Saint Mary's; vs. Milwaukee) ... rose to 4th on UW's all-time blocks list with 144, including 58 on the year ... recorded two or more blocks in 17 games this season ... led the Badgers in scoring in 12 of UW's 31 games during the Big Ten Championship season.

2018-19

Started all 34 games, ranking 4th on the team averaging 7.9 ppg and 3rd on the Badgers with 3.9 rpg ... led UW with 60 blocks, the 5th-highest single-season total in school history. His 1.8 bpg ranked 5th in the Big Ten ... shot 38.1% from 3-point range, the 3rd-highest mark on the team

... increased his production during Big Ten play averaging 8.2 ppg and 4.6 rpg ... scored in double figures 12 times ... posted 9 points and 5 rebounds in 17 minutes during his NCAA tournament debut vs. Oregon (3/22) ... tallied first career double-double, setting career highs with 22 points and 10 rebounds at Illinois (1/23) ... scored 18 points with 7 boards at Maryland (1/14), hitting a career-high 4 3-pointers (4-8) ... recorded 9 blocked shots against Stanford (11/21) at the Battle 4 Atlantis, matching Brad Sellers' 1982 UW single-game record

2017-18

Played in 28 games, including 15 starts, averaging 5.3 points, 2.0 rebounds and 0.9 blocks per game ... sat out the first 5 games of the season while contemplating a redshirt season ... scored a career-high 13 points at Maryland (2/4), while matching career highs in FG (5), 3FGA (4) and minutes played (25) ... swatted a career-high 5 blocks in 16 minutes vs. Illinois (1/19) ... UW's second-leading scorer at #3 Purdue (1/16), finishing with 8 points (2-3 3FG) and 3 rebounds ... played 23 minutes at Rutgers (1/5) and finished with 10 points, 4 rebounds and 3 blocks ... made his first career start vs. Indiana (1/2) and recorded 3 points, 2 rebounds and 1 assist in 14 minutes ... scored a career-high 11 points at Penn State (12/4) to go along with 4 rebounds and 1 steal ... in his first career Big Ten game, Reuvers tallied 10 points (4-4 FG, 2-2 3FG) vs. Ohio State (12/2)

High School

Four-star, top-100 recruit was selected to the 2017 *Star Tribune* All-Metro Team and *USA Today* Minnesota All-State team while being a finalist for Minnesota Mr. Basketball his senior season ... earned all-conference defensive team honors as a senior while averaging 25.6 points, 12.3 rebounds and 3.5 blocks per game to lead Lakeville North to a 24-2 record and a berth in the 4A state tournament quarterfinals ... in his final high school game, Reuvers finished with 41 points and 12 rebounds ... as a junior, Reuvers posted 19.8 points and 8.2 rebounds per game, leading the Panthers to a second place finish in the state tournament ... shot 58% FG, 41% 3FG and 81% FT as a junior, en route to becoming a unanimous First-Team All-Suburban Conference pick and a member of the conference's All-Defensive Team ... 4A All-State First-Team selection by Northstar Hoops Report and an AP Third Team All-State selection ...

finished with 1,619 career points, ranking second in school history behind Xavier senior J.P. Macura ... shattered the school record with 91 blocks in his junior season

Personal

Parents are Paul and Teresa Reuvers ... has three older brothers, Zach, Riley and Jonathan and an

older sister, Courtney ... AP Scholar and National Honor Society Member ... 4.18 GPA as a junior ranked 20th in his class of 433 peers ... high school teammate of Xavier's J.P. Macura ... played soccer through sophomore year of high school ... majoring in business finance and investment banking

REUVERS' CAREER STATISTICS																	
Overall				3-Point				Rebounding									
Year	GP-GS	Min/Avg	FG-FGA	Pct	FG-FGA	Pct	FT-FTA	Pct	Off-Def	Tot	Avg	PF-FO	Ast	TO	Blk	Stl	Pts/Avg
2017-18	28-15	466/16.6	58-152	.382	12-47	.255	20-24	.833	19-36	55	2.0	67-0	22	29	26	7	148/5.3
2018-19	34-34	779/22.9	105-234	.449	32-84	.381	26-41	.634	42-91	133	3.9	81-0	34	32	60	10	268/7.9
2019-20	31-31	813/26.2	147-328	.448	30-89	.337	81-103	.786	34-106	140	4.5	97-0	18	46	58	15	405/13.1
Total	93-80	2058/22.1	310-714	.434	74-220	.336	127-168	.756	95-233	328	3.5	245-0	74	107	144	32	821/8.8
Conference				3-Point				Rebounding									
Year	GP-GS	Min/Avg	FG-FGA	Pct	FG-FGA	Pct	FT-FTA	Pct	Off-Def	Tot	Avg	PF-FO	Ast	TO	Blk	Stl	Pts/Avg
2017-18	18-14	317/17.6	40-93	.430	10-31	.323	16-18	.889	9-18	27	1.5	49-0	16	19	14	6	106/5.9
2018-19	20-20	482/24.1	65-145	.448	19-54	.352	15-24	.625	29-62	91	4.6	53-0	16	20	38	5	164/8.2
2019-20	20-20	493/24.7	85-206	.413	20-56	.357	50-64	.781	18-61	79	4.0	66-0	11	20	30	10	240/12.0
Total	58-54	1292/22.3	190-444	.428	49-141	.348	81-106	.764	56-141	197	3.4	168-0	43	59	82	21	510/8.8

13 JUSTIN TAPHORN

G • Fr./Fr. • 6-5 • 198
Pekin, Ill. (Pekin)

Taphorn joins the Wisconsin program as a walk-on in 2020. As a senior at Pekin, Taphorn averaged 10.2 points, 6.8 rebounds and 2.1 assists per game to earn second-team All-Mid-Illini selection and help the Dragons finish second in the conference. His junior season, he helped the Dragons win a Class 3A regional championship. Taphorn played in 72 career games for Pekin, earning four varsity letters and serving as a team captain his senior season. Taphorn was also a three-year letter-winner in golf for Pekin, competing twice in the state tournament and playing a key role in the Dragons winning the Mid-Illini championship and Dragon Invitational. Justin comes from an athletic family, as his father, Pat, played at UW-Green Bay, his older brother, Nathan, was a scholarship forward at Northwestern (2013-17), and his twin sister, Jenna, plays volleyball at Southern Illinois University Edwardsville.

High School

A 6-foot-4 small forward at Pekin High School,

Taphorn averaged 10.2 points, 6.8 rebounds and 2.1 assists per game as a senior to earn second-team All-Mid-Illini selection and help the Dragons finish second in the conference ... as a junior, made it to the state finals in the Class 3A IHSA 3-Point Shootout ... helped the Dragons win a Class 3A regional championship his junior season ... played in 72 career games for Pekin ... he earned four varsity letters at Pekin and served as a team captain his senior season ... was also a three-year letter-winner in golf for Pekin, competing twice in the state tournament and playing a key role in the Dragons winning the Mid-Illini championship and Dragon Invitational ... Justin comes from an athletic family, as his father, Pat, played at UW-Green Bay, his older brother, Nathan, was a scholarship forward at Northwestern (2013-17), and his twin sister, Jenna, plays volleyball at Southern Illinois University Edwardsville ... Taphorn joins the program as a walk-on.

O D'MITRIK TRICE

G • Gr./R-Sr. • 6-0 • 184

Huber Heights, Ohio (Wayne HS/IMG Academy [Fla.])

D'Mitrik Trice has had a big impact at Wisconsin since stepping onto campus in 2016. Having played in 112 games, including 77 career starts, Trice is the most experienced Badger on the roster. A Third-Team All-Big Ten honoree last season, Trice rounded out his game a year ago and set new career highs in points, rebounds, assists, blocks and steals while starting at point guard all 31 games. The Huber Heights, Ohio native averaged 9.8 points, 4.2 assists and 4.0 rebounds per game. Named a candidate for the 2021 Bob Cousy Point Guard of the Year Award, Trice ranked second in the Big Ten last season with a 2.5 assist-to-turnover ratio. Scoring his 1,000th career point in UW's Big Ten title-clinching victory last season at Indiana, Trice became the first player in school history to amass 1,000 points, 300 rebounds and 300 assists by his junior season. Off the court, Trice is a three-time Academic All-Big Ten student.

Honors

- 2021 Bob Cousy Award Watch List
- 2020 Third-Team All-Big Ten
- 2019 All-Big Ten Honorable Mention
- 3x Academic All-Big Ten honoree (2018, '19, '20)

2019-20

Had a career year, setting new highs in points, rebounds, assists, blocks and steals while starting at point guard in all 31 games ... averaged 9.8 ppg and 4.0 rpg ... shot 37.6% from 3-point range with a team-high 24 steals ... scored 28 points on 10-for-16 shooting (5-for-6 from 3-point range) in UW's upset victory at #19 Michigan (2/27/20) ... tallied a career-high 31 points in UW's victory over Milwaukee (12/21/19) ... became the first UW guard to post at least 10 points, 10 rebounds and 5 assists in a game since 2011 against Nebraska (1/21/20) ... finished with 3 or more assists in 24 games this season ... during UW's 8-game win streak to close the season, Trice averaged 10.4 ppg (46.2% 3FG) and 5.8 apg ... ended the season by becoming the 44th Badger in UW history to earn 1,000 career points in UW's Big Ten title-clinching victory at Indiana (3/7/19)

2018-19

Started all 34 games, earning All-Big Ten Honorable Mention ... ranked 2nd on the team with 11.6 ppg and 2.8 apg ... shot 39.0% (76-195) from 3-point range, which ranked 2nd on the team and 14th in the Big Ten ... his 2.2 3FGs per game ranked 6th in the Big Ten ... had a team-high 2.0 assist-to-turnover ratio (95 assists, 47 TOs) ... scored in double figures 18 times ... also registered

4 games of 20+ points ... went 4-for-6 from 3-point range vs. Northwestern (1/26), scoring 18 points ... notched 20 points and 7 boards in a win at Iowa (11/30) ... scored a career-high 25 points in a win over Oklahoma (11/22) in the Battle 4 Atlantis, going 7-for-8 from 3-point range (1 3FG short of the UW record) ... opened the season with back-to-back 20-point games, scoring 21 points vs. Coppin State (11/6) and 22 points at Xavier (11/13), going 5-for-5 from 3-point range

2017-18

Started the first 10 games of the season before suffering a foot injury that forced him to miss the remainder of the season ... averaged 9.4 ppg, 2.3 apg and 2.0 rpg ... matched a season-high with 14 points against #23 UCLA (11/21) ... vs. #15 Xavier (11/16), Trice recorded 9 points to go along with a season-high 5 rebounds and 3 assists

2016-17

Had an immediate impact as a true freshman, finishing as UW's top reserve in terms of points (5.6), assists (1.7) and minutes (18.3) per game ... led the team and ranked 9th in the Big Ten shooting 41.8% (38-91) from 3-point range ... maintained a 1.7 assist-to-turnover ratio (63 assists to 37 TOs) ... in his first NCAA tournament game, recorded 6

High School

Two-sport standout from Huber Heights, Ohio, Trice spent the 2015-16 season as post-graduate at IMG Academy averaging 12.3 ppg, 4.1 apg and 4.0 rpg ... as a prep at Wayne High School in Huber Heights, Ohio, Trice excelled in basketball and football ... as a senior on the hardwood, he averaged 10.3 ppg and 5.7 apg leading his team to the 2015 state championship and the No. 22 ranking in the nation by USA Today ... named MVP of the state championship game after scoring 19 points ... two-time first team All-Greater Western Ohio Conference honoree, led conference in assists as both junior and senior ending career at Wayne with a 3.6-1 assist-to-TO ratio ... averaged 11.5 ppg and 7.2 apg as a junior ... three-year starter at Wayne, finished career as school's all-time assist leader (499) and record of 73-14 ... on the gridiron, quarterbacked Wayne High School to the state championship game as a senior in 2014 ... named Ohio Division I Offensive Player of the Year and finished with a career record of 25-3 as a two-year starter under center ... also a two-time Southwest Ohio District Player of the Year, the 2015 GWOC Player of the Year and finished with 7,231 career passing yards and 82 total touchdowns

Personal

Parents are Travis and Julie Trice ... father, Travis, played two years each at Purdue and Butler ... grandfather, Bob Pritchett, played at Vincennes Univ. and Old Dominion and is in the ODU Hall

of Fame ... has 2 brothers, Travis and Isaiah, and 2 sisters, Olivia and Acelynne ... older brother, Travis, was a 1,000-point scorer at Michigan State ... majoring in communication arts: radio, TV and film

TRICE'S CAREER STATISTICS																	
Overall			3-Point					Rebounding									
Year	GP-GS	Min/Avg	FG-FGA	Pct	FG-FGA	Pct	FT-FTA	Pct	Off-Def	Tot	Avg	PF-FO	Ast	TO	Blk	Stl	Pts/Avg
2016-17	37-2	674/18.2	70-184	.380	38-91	.418	30-38	.789	7-62	69	1.9	51-0	63	37	3	20	208/5.6
2017-18*	10-10	315/31.5	35-92	.380	12-40	.300	12-17	.706	2-18	20	2.0	13-0	23	13	1	6	94/9.4
2018-19	34-34	1106/32.5	133-346	.384	76-195	.390	51-68	.750	6-88	94	2.8	65-0	90	45	1	30	393/11.6
2019-20	31-31	998/32.2	104-274	.380	56-149	.376	41-55	.745	8-117	125	4.0	37-0	131	53	4	24	305/9.8
Total	112-77	3093/27.6	342-896	.382	182-475	.383	134-178	.753	23-285	308	2.8	166-0	307	148	9	80	1000/8.9
*medical redshirt season																	
Conference			3-Point					Rebounding									
Year	GP-GS	Min/Avg	FG-FGA	Pct	FG-FGA	Pct	FT-FTA	Pct	Off-Def	Tot	Avg	PF-FO	Ast	TO	Blk	Stl	Pts/Avg
2016-17	18-2	322/17.9	33-96	.344	13-41	.317	17-21	.810	5-34	39	2.2	17-0	28	14	0	9	96/5.3
2017-18*	2-2	60/30.0	5-19	.263	1-8	.125	7-8	.875	0-0	0	0.0	3-0	4	4	0	0	18/9.0
2018-19	20-20	666/33.3	67-198	.338	40-112	.357	29-37	.784	4-45	49	2.5	40-0	43	29	1	17	203/10.2
2019-20	20-20	645/32.3	60-168	.357	31-85	.365	26-37	.703	5-71	76	3.8	29-0	92	35	3	11	177/8.9
Total	60-44	1693/28.2	165-481	.343	85-246	.346	79-103	.767	14-150	164	2.7	89-0	167	82	4	37	494/8.2
*medical redshirt season																	

5 TYLER WAHL

F • So./So. • 6-9 • 220

Lakeville, Minn. (North)

A four-star recruit, Tyler Wahl looks to make an immediate impact as a true freshman for Wisconsin in 2019-20. As a senior at Lakeville North, Wahl averaged 18.0 points, 10.0 rebounds and 6.6 assists per game, leading the Panthers to a 27-5 record, the school's first-ever conference title, and an appearance in the Class AAAA state championship game. He earned back-to-back AP second-team All-State honors as a junior and senior, setting the school record for rebounds (905) and finishing third in Panther history with 1,397 points. Wahl was prep teammates with current Badger teammate, Nate Reuvers.

2019-20

Appeared in all 31 games, averaging 15.5 minutes... Wahl provide relentless effort and scrappy tenacity all season for the Badgers... averaged 2.6 points and 2.5 rebounds per game with 20 steals... scored a career high 7 points against Richmond (11/25/19)... tallied 5 points on 2-for-2 shooting from the field in UW's upset victory at #19 Michigan (2/27/2020)... produced three steals in Wisconsin's upset victory at No. 5 Ohio State (1/3/20).

High School

Four-star recruit earned back-to-back AP second-team All-State honors as a junior and senior at Lakeville North High School ... set the school record for career rebounds (905) and finished third

in Panther history with 1,397 points ... Minnesota Mr. Basketball finalist in 2019, earning Minneapolis Star-Tribune All-Metro Team honors after averaging 18.0 ppg, 10.0 rpg and 6.6 apg as a senior ... athletic guard/forward helped the Panthers to a 27-5 record in 2018-19, leading the team to its first-ever conference title and an appearance in the Class AAAA state championship game ... unanimous All-South Suburban Conference selection was also named to the conference's 2019 All-Defensive Team ... as a junior, was a unanimous selection to the All-Conference team and a second-team All-State honoree, while also earning a spot on the All-Defensive team ... averaged 17.5 ppg, 12.0 rpg, 5.4 apg and 2.9 blocks per game in 2017-18, while shooting 63.1 percent from the field and guiding North to a record of 27-5 and a trip to the 2018 Class AAAA State Tournament Semifinals ... excelled in the classroom as well, earning Academic All-State by the Minnesota Basketball Coaches Association

Personal

Parents are Tim and Kaye Wahl ... father, Tim, was a Mr. Basketball finalist in 1977 while starring at Minneapolis Southwest High School ... Wahl has three sisters, Lexi, Nikki and Lindsay ... sister, Lindsay, played basketball at UW-La Crosse ... Tyler is a former high school teammate of current Badger teammate, Nate Reuvers ... major is undecided

WAHL'S CAREER STATISTICS																	
Overall		3-Point							Rebounding								
Year	GP-GS	Min/Avg	FG-FGA	Pct	FG-FGA	Pct	FT-FTA	Pct	Off-Def	Tot	Avg	PF-FO	Ast	TO	Blk	Stl	Pts/Avg
2019-20	31-3	478/15.4	34-79	.430	6-28	.214	7-18	.389	34-48	82	2.6	64-0	32	33	5	20	81/2.6
Total	31-3	478/15.4	34-79	.430	6-28	.214	7-18	.389	34-48	82	2.6	64-0	32	33	5	20	81/2.6
Conference		3-Point							Rebounding								
Year	GP-GS	Min/Avg	FG-FGA	Pct	FG-FGA	Pct	FT-FTA	Pct	Off-Def	Tot	Avg	PF-FO	Ast	TO	Blk	Stl	Pts/Avg
2019-20	20-3	309/15.5	23-54	.426	2-18	.111	2-8	.250	23-27	50	2.5	40-0	19	21	4	14	50/2.5
Total	20-3	309/15.5	23-54	.426	2-18	.111	2-8	.250	23-27	50	2.5	40-0	19	21	4	14	50/2.5

GAME-BY-GAME STATISTICS

Trevor Anderson

2016-17 (at Green Bay)

OPP.	MP	FG	3FG	FT	O-D-T	A	TO	B	S	TP
Northland.....	22	3-5	3-5	2-2	0-0-0	6	3	0	1	11
at Pacific.....	32	5-11	3-7	1-2	0-2-2	3	2	0	1	14
vs. Murray St.	28	5-7	3-5	2-3	3-4-7	2	0	0	0	15
at Bowling Green	34	6-8	2-4	4-4	2-5-7	3	3	0	1	18
vs. UMKC.....	31	3-8	2-5	4-4	0-3-3	1	0	0	3	12
C. Michigan.....	33	1-6	1-5	4-4	0-1-1	2	1	0	1	7
at Kansas St.	31	3-8	0-4	0-1	1-3-4	3	4	0	0	6
at Toledo.....	35	4-9	3-6	3-4	0-3-3	3	4	0	0	14
at C. Michigan....	33	4-11	2-7	2-2	1-4-5	1	3	0	0	12
at Wisconsin.....	33	1-6	1-5	0-0	1-3-4	1	2	0	0	3
SIU-Edwardsville .	36	6-12	5-8	6-8	0-1-1	4	1	0	0	23
St. Mary's (MN)...	18	3-5	2-3	0-0	0-2-2	2	1	0	1	8
at Cleveland St....	31	1-9	0-3	4-6	0-3-3	1	2	1	1	6
at Youngstown St.	30	5-7	2-3	2-4	0-2-2	7	1	0	1	14
Milwaukee.....	30	2-7	1-4	7-8	1-3-4	2	3	0	0	12
N. Kentucky.....	32	2-9	1-6	4-4	1-3-4	4	1	0	2	9
Wright State.....	27	1-5	1-3	0-0	0-1-1	3	1	0	0	3
at Valparaiso.....	23	1-5	1-4	0-0	0-0-0	1	1	0	1	3
Youngstown St....	24	2-6	2-5	0-0	1-2-3	4	4	0	2	6
Cleveland St.....	7	0-1	0-1	0-0	0-1-1	0	0	0	0	0

2018-19

OPP.	MP	FG	3FG	FT	O-D-T	A	TO	B	S	TP
Coppin State.....	10	0-0	0-0	0-0	0-1-1	0	0	0	0	0
at Xavier.....	5	0-1	0-0	0-0	0-2-2	0	0	0	0	0
Houston Baptist...	10	2-2	0-0	0-0	1-0-1	0	1	0	0	4
vs. Stanford.....	6	0-1	0-0	0-0	0-2-2	0	0	0	0	0
vs. Oklahoma.....	9	1-2	0-0	0-0	0-1-1	3	0	0	0	2
vs. Virginia.....	3	0-0	0-0	0-0	0-0-0	0	0	0	0	0
NC State.....	9	2-3	1-1	0-0	0-2-2	0	0	0	0	5
at Iowa.....	3	1-1	0-0	0-0	0-0-0	0	0	0	0	2
Rutgers.....				DNP						
at Marquette.....				DNP						
Savannah State....				DNP						
Grambling State....				DNP						
at W. Kentucky.....				DNP						
Minnesota.....				DNP						
at Penn State.....				DNP						
Purdue.....				DNP						
at Maryland.....				DNP						
Michigan.....				DNP						
at Illinois.....				DNP						
Northwestern.....				DNP						
at Nebraska.....				DNP						
Maryland.....				DNP						
at Minnesota.....				DNP						
at Michigan.....				DNP						
Michigan State.....				DNP						
Illinois.....				DNP						
at Northwestern....				DNP						
at Indiana.....				DNP						
Penn State.....				DNP						
Iowa.....				DNP						
at Ohio State.....				DNP						
vs. Nebraska.....				DNP						
vs. Michigan State..				DNP						
vs. Oregon.....				DNP						

2019-20

OPP.	MP	FG	3FG	FT	O-D-T	A	TO	B	S	TP
vs. Saint Mary's....	8	0-0	0-0	0-0	0-1-1	0	0	0	0	0
Eastern Illinois....	14	0-2	0-0	0-0	1-2-3	2	0	0	0	1
McNeese State....	13	0-0	0-0	0-0	0-2-2	4	0	0	1	0
Marquette.....	7	0-0	0-0	2-2	0-1-1	1	0	0	0	2
Green Bay.....	9	0-0	0-0	0-0	0-3-3	0	0	0	0	0
vs. Richmond.....	2	0-1	0-1	0-0	0-0-0	0	1	0	0	0
vs. New Mexico....	14	0-0	0-0	2-2	1-1-2	2	0	0	0	2
at NC State.....	9	1-3	1-1	0-0	0-1-1	0	0	0	0	3
Indiana.....	14	0-1	0-0	0-0	0-1-1	2	0	0	0	0
at Rutgers.....	24	4-5	2-3	1-1	0-1-1	2	3	0	0	11
Milwaukee.....	13	1-3	0-2	1-2	1-1-2	2	2	0	1	3
at Tennessee.....	9	0-1	1-2	0-0	0-0-0	1	0	0	0	0
Rider.....	14	0-2	0-0	0-0	0-2-2	2	2	0	0	0

at Ohio St.	10	1-2	1-2	0-0	0-1-1	1	0	0	0	3
Illinois.....	7	0-0	0-0	0-0	0-1-1	0	1	0	0	0
at Penn St.	22	1-2	0-1	0-0	0-1-1	3	1	0	1	2
Maryland.....	8	0-0	0-0	0-0	0-0-0	1	0	0	0	0
at Michigan St. ...	13	1-1	0-0	0-1	0-0-0	0	1	0	0	2
Nebraska.....	13	1-2	1-2	0-0	0-0-0	3	0	0	0	3
at Purdue.....	11	0-0	0-0	0-0	0-1-1	2	1	1	0	0
at Iowa.....	10	1-2	0-0	0-0	1-1-2	1	1	0	0	2
Michigan State....	15	2-4	0-1	0-0	0-1-1	1	0	0	1	4
at Minnesota.....	17	0-3	0-2	0-0	0-2-2	0	0	0	0	0
Ohio State.....	14	2-3	2-3	2-2	0-1-1	1	0	0	0	8
at Nebraska.....	12	0-3	0-2	0-0	1-2-3	2	2	0	0	0
Purdue.....	13	0-1	0-0	2-2	1-1-2	3	0	0	0	2
Rutgers.....	16	0-1	0-1	0-0	0-3-3	1	1	0	0	0
at Michigan.....	9	0-1	0-1	0-0	0-0-0	0	0	0	0	0
Minnesota.....	13	2-2	0-0	0-0	0-1-1	0	0	0	0	4
Northwestern....	20	2-4	0-0	0-0	1-2-3	1	0	0	0	4
at Indiana.....	6	0-0	0-0	0-0	0-0-0	0	1	0	0	0

Brad Davison

2017-18

OPP.	MP	FG	3FG	FT	O-D-T	A	TO	B	S	TP
S. Carolina St.	14	1-3	0-2	3-4	0-0-0	2	0	0	2	5
Yale.....	21	2-4	2-3	2-2	0-3-3	1	1	0	3	8
Xavier.....	28	4-11	1-5	3-4	0-1-1	1	0	0	4	12
vs. Baylor.....	26	3-6	3-5	4-4	1-2-3	2	1	0	2	13
vs. UCLA.....	35	4-11	3-8	3-4	0-2-2	0	3	0	2	14
Milwaukee.....	22	7-8	5-6	0-0	0-1-1	0	0	0	1	19
at Virginia.....	33	2-10	1-5	0-1	0-2-2	1	0	0	2	5
Ohio State.....	30	4-8	3-6	5-6	0-1-1	3	4	0	1	16
at Penn State.....	28	0-4	0-2	0-0	0-2-2	2	2	0	2	0
at Temple.....	30	3-5	2-3	0-0	0-5-5	2	0	0	0	8
Marquette.....	38	4-8	1-3	11-16	0-3-3	4	2	0	1	20
W. Kentucky.....	38	5-10	2-5	4-6	0-0-0	5	3	0	2	16
Green Bay.....	28	7-14	1-7	3-3	1-2-3	1	2	0	0	18
Chicago State.....	33	3-10	2-7	7-8	0-0-0	0	3	0	0	15
UMass Lowell.....	20	3-5	1-2	0-1	0-0-0	6	2	0	1	7
Indiana.....	36	4-12	2-5	4-4	1-2-3	2	3	0	1	14
at Rutgers.....	37	5-10	1-5	2-2	0-4-4	5	5	0	0	13
at Nebraska.....	36	5-15	3-8	2-2	0-5-5	5	2	0	0	15
at Purdue.....	30	2-5	1-4	0-0	0-1-1	2	7	1	2	5
Illinois.....	23	3-6	2-4	10-10	1-1-2	2	3	0	2	18
at Iowa.....	31	2-10	2-6	0-0	1-1-2	2	3	0	2	6
at Michigan State	35	3-12	0-6	0-0	0-5-5	4	2	0	2	6
Nebraska.....	31	1-4	1-3	2-4	0-4-4	2	2	0	0	5
Northwestern....	38	4-13	3-8	0-0	0-1-1	2	1	0	1	11
at Maryland.....	34	5-14	2-7	0-0	0-1-1	2	1	0	1	12
at Illinois.....	30	4-7	2-4	4-6	1-2-3	5	1	0	1	14
Michigan.....	33	3-10	1-5	3-3	0-0-0	1	1	0	0	10
Purdue.....	36	5-9	2-4	4-4	0-3-3	2	1	0	0	16
Minnesota.....	44	6-13	5-8	2-3	0-4-4	2	1	0	4	19
at Northwestern..	29	1-4	1-4	2-2	0-2-2	6	2	0	0	5
Michigan State....	37	10-19	3-7	7-7	1-2-3	2	0	0	0	30
vs. Maryland.....	30	5-12	0-4	3-4	1-2-3	2	0	0	0	13
vs. Michigan St....	34	4-14	2-8	0-0	2-2-4	5	1	0	1	10

2018-19

OPP.	MP	FG	3FG	FT	O-D-T	A	TO	B	S	TP
Coppin State.....	28	2-9	1-5	4-4	1-4-5	0	2	0	0	9
at Xavier.....	38	7-12	4-6	1-2	0-6-6	3	2	0	0	19
Houston Baptist..	21	3-8	1-4	0-0	0-1-1	4	1	0	1	7
vs. Stanford.....	34	3-6	0-0	8-9	0-2-2	1	4	0	1	14
vs. Oklahoma.....	32	0-4	0-2	0-0	0-1-1	2	0	0	3	0
vs. Virginia.....	27	2-8	1-4	0-0	1-1-2	0	0	0	2	5
NC State.....	34	3-9	2-5	4-4	0-2-2	2	1	0	0	12
at Iowa.....	27	3-8	1-4	2-2	1-3-4	1	1	0	0	9
Rutgers.....	28	2-5	0-2	0-0	0-1-1	0	0	0	0	4
at Marquette.....	33	0-3	0-3	0-3	0-3-3	3	1	0	0	0
Savannah State..	29	8-11	6-9	2-2	1-3-4	5	1	0	4	24
Grambling State..	22	2-3	1-1	2-2	0-1-1	1	1	0	3	7
at W. Kentucky....	35	9-13	3-6	5-6	0-4-4	1	2	0	4	26
Minnesota.....	30	2-5	0-1	0-0	0-3-3	1	1	0	1	4
at Penn State.....	31	5-9	3-3	1-2	1-6-7	3	1	0	1	14
Purdue.....	39	5-8	3-3	0-2	0-3-3	2	0	0	0	13
at Maryland.....	32	4-13	2-6	1-2	1-0-1	4	1	1	2	11
Michigan.....	36	3-6	0-2	2-2	0-4-4	3	1	0	2	8

at Illinois.....	34	4-11	2-4	0-0	0-1-1	0	2	0	0	10
Northwestern....	36	6-14	3-6	3-3	1-5-6	2	0	0	0	18
at Nebraska.....	31	5-12	2-6	1-1	0-4-4	3	1	0	0	13
Maryland.....	35	6-11	4-6	5-6	0-4-4	0	1	0	2	21
at Minnesota.....	34	2-12	1-5	5-6	1-0-1	1	0	0	1	10
at Michigan.....	32	4-8	1-2	0-0	0-5-5	1	0	0	1	9
Michigan State...	33	3-12	2-8	1-2	0-2-2	3	0	0	1	9
Illinois.....	35	5-10	2-6	6-8	0-7-7	3	1	0	2	18
at Northwestern...	35	5-11	1-4	5-6	0-6-6	3	3	0	0	16
at Indiana.....	43	1-11	1-7	0-0	1-2-3	2	2	0	1	3
Penn State.....	32	1-7	0-3	4-5	0-4-4	3	0	0	0	6
Iowa.....	27	2-4	1-3	0-0	0-0-0	1	1	0	1	5
at Ohio State.....	37	4-9	3-6	3-4	0-4-4	1	2	0	0	14
vs. Nebraska.....	31	2-10	1-5	6-6	0-4-4	1	1	0	0	11
vs. Michigan St....	32	2-9	0-5	1-1	1-2-3	1	0	1	1	5
vs. Oregon.....	33	0-8	0-7	4-4	0-3-3	1	0	0	2	4

2019-20

OPP.	MP	FG	3FG	FT	O-D-T	A	TO	B	S	TP
vs. Saint Mary's...	38	6-13	1-4	3-4	1-3-4	0	1	0	0	16
Eastern Illinois....	30	3-6	0-2	2-2	2-1-3	4	2	0	1	8
McNeese State....	33	7-8	3-4	7-7	0-3-3	2	3	0	4	24
Marquette.....	34	6-13	1-3	2-2	0-3-3	2	0	0	1	15
Green Bay.....	24	4-8	3-6	4-4	0-5-5	3	1	0	1	15
vs. Richmond.....	30	2-6	1-4	0-0	1-4-5	0	4	0	2	5
vs. New Mexico....	36	0-9	0-6	2-2	1-5-6	0	1	0	1	2
at NC State.....	27	1-5	1-4	0-0	1-2-3	2	0	0	0	3
Indiana.....	27	1-6	0-1	0-0	0-4-4	2	0	0	1	2
at Rutgers.....	30	3-7	2-4	1-2	0-5-5	0	0	0	1	9
Milwaukee.....	32	0-3	0-2	3-4	0-4-4	5	0	0	1	3
at Tennessee.....	30	3-6	2-4	0-0	1-1-2	3	0	0	1	8
Rider.....	21	4-7	3-5	0-0	0-6-6	4	0	0	0	11
at Ohio St.....	28	0-4	0-2	0-0	0-5-5	1	1	0	1	0
Illinois.....	31	1-3	1-2	4-5	1-2-3	0	0	0	0	7
at Penn St.....	35	3-12	1-6	4-5	2-11-13	2	0	1	1	11
Maryland.....	36	5-9	2-5	2-2	0-3-3	1	2	0	1	14
at Michigan St....	30	2-8	0-4	5-5	1-3-4	4	1	0	0	9
Nebraska.....	29	5-11	4-9	0-0	0-6-6	1	0	0	1	14
at Purdue.....	22	1-5	0-3	0-0	2-2-4	0	1	0	0	2
at Iowa.....	33	2-8	2-7	0-0	1-4-5	1	2	0	0	6
Michigan State.....				DNP						
at Minnesota.....	24	0-3	0-2	4-4	0-2-2	2	1	0	0	4
Ohio State.....	27	2-7	0-4	0-0	0-0-0	1	0	0	0	4
at Nebraska.....	34	11-17	8-11	0-0	1-4-5	4	1	0	0	30
Purdue.....	34	3-7	3-5	4-4	1-2-3	1	0	0	1	13
Rutgers.....	34	3-7	3-5	6-8	0-3-3	0	2	0	0	15
at Michigan.....	36	2-7	0-4	2-2	0-4-4	4	0	0	0	6
Minnesota.....	37	6-13	2-5	6-7	0-7-7	5	1	0	1	20
Northwestern....	30	3-7	1-3	2-4	0-8-8	2	1	0	0	9
at Indiana.....	34	3-8	3-5	2-4	0-1-1	1	0	0	3	11

Aleem Ford

2017-18

OPP.	MP	FG	3FG	FT	O-D-T	A	TO	B	S	TP
S. Carolina St....	15	1-4	0-2	1-2	1-2-3	2	2	0	0	3
Yale.....	15	2-5	0-2	3-3	0-1-1	1	0	0	0	7
Xavier.....	29	2-5	2-4	0-2	0-2-2	0	0	0	0	6
vs. Baylor.....	23	4-6	2-4	0-0	0-3-3	0	0	0	0	10
vs. UCLA.....	19	0-3	0-2	0-0	0-0-0	0	0	0	1	0
Milwaukee.....	21	0-1	0-0	0-0	1-6-7	5	1	0	0	0
at Virginia.....	28	2-5	2-5	0-0	0-4-4	0	4	0	0	6
Ohio State.....	17	1-2	1-2	0-0	0-0-0	0	0	0	1	3
at Penn State....	21	2-3	1-2	0-1	1-3-4	1	1	0	1	5
at Temple.....	33	3-7	2-5	0-0	1-3-4	2	0	0	0	8
Marquette.....	18	1-3	0-1	0-0	0-2-2	1	2	0	1	2
W. Kentucky.....	29	4-5	4-5	2-2	1-4-5	3	3	1	1	14
Green Bay.....	21	3-5	2-2	1-2	0-2-2	0	1	0	1	9
Chicago State...	30	3-5	3-5	4-4	1-4-5	1	0	2	0	13
UMass Lowell....	27	3-6	2-3	2-2	1-6-7	0	0	0	0	10
Indiana.....	32	3-7	3-6	0-0	1-1-2	0	2	0	0	9
at Rutgers.....	26	1-3	0-2	2-2	1-4-5	0	0	0	0	4
at Nebraska.....	26	1-7	1-3	0-0	0-1-1	1	0	1	0	3
at Purdue.....	16	1-1	1-1	0-0	1-2-3	1	0	0	0	3
Illinois.....	16	2-4	1-3	0-0	0-1-1	0	0	0	0	5
at Iowa.....	20	1-2	1-1	0-0	0-1-1	0	0	0	0	3
at Michigan State..	9	0-3	0-3	0-0	0-0-0	0	0	0	0	0
Nebraska.....	9	0-0	0-0	0-0	0-1-1	0	1	0	0	0
Northwestern....	31	4-7	4-6	0-0	3-2-5	0	2	0	0	12
at Maryland.....	38	4-5	4-5	0-0	0-5-5	2	2	0	0	12

at Illinois.....	23	1-5	1-4	2-2	1-2-3	1	2	0	0	5
Michigan.....	32	2-6	1-2	0-0	1-1-2	0	0	0	0	5
Purdue.....	36	1-7	1-7	2-2	1-1-2	1	0	0	0	5
Minnesota.....	36	3-10	1-8	2-2	1-3-4	3	0	0	1	9
at Northwestern..	19	0-2	0-2	0-0	0-0-0	3	1	1	1	0
Michigan State...	27	1-4	1-2	2-3	1-1-2	1	0	0	1	5
vs. Maryland.....	35	1-8	1-7	4-4	1-2-3	1	0	0	2	7
vs. Michigan St....	28	3-4	3-4	0-0	1-1-2	0	1	1	0	9

2018-19

OPP.	MP	FG	3FG	FT	O-D-T	A	TO	B	S	TP
Coppin State.....				DNP						
at Xavier.....				DNP						
Houston Baptist....				DNP						
vs. Stanford.....	7	0-0	0-0	0-0	0-1-1	0	0	0	0	0
vs. Oklahoma.....	4	0-1	0-1	0-0	0-2-2	0	1	0	0	0
vs. Virginia.....	3	0-1	0-1	0-0	0-0-0	0	0	0	0	0
NC State.....	21	4-7	4-7	0-0	1-2-3	1	2	0	0	12
at Iowa.....	11	0-1	0-1	0-0	1-0-1	1	0	0	0	4
Rutgers.....	20	1-4	1-4	0-0	0-4-4	0	1	0	0	3
at Marquette.....	18	2-5	2-5	0-0	0-1-1	0	0	0	0	8
Savannah State...14	0-2	0-2	0-0	1-2-3	1	1	0	2	0	0
Grambling State...23	3-6	3-6	0-0	1-3-4	1	1	1	2	9	
at W. Kentucky...18	0-2	0-2	0-0	0-2-2	1	0	0	0	0	0
Minnesota.....	14	0-3	0-3	0-0	1-2-3	0	2	0	1	0
at Penn State....	7	0-1	0-1	0-0	0-0-0	0	1	0	1	0
Purdue.....	20	1-3	1-3	2-2	0-2-2	0	1	0	0	5
at Maryland.....	18	1-3	1-3	0-0	0-2-2	0	0	0	1	3
Michigan.....	15	3-5	2-3	1-1	1-1-2	0	0	0	0	9
at Illinois.....	11	0-1	0-1	0-0	0-0-0	2	0	0	0	0
Northwestern....	21	0-2	0-1	0-0	0-3-3	0	1	1	1	0
at Nebraska.....	19	0-7	0-5	0-0	0-1-1	1	1	0	0	0
Maryland.....	19	4-6	2-4	0-0	1-2-3	0	0	0	0	10
at Minnesota....	12	0-4	0-4	0-0	0-2-2	1	0	0	0	0
at Michigan.....	13	0-2	0-1	0-0	0-0-0	0	0	0	0	0
Michigan State....	2	0-0	0-0	0-0	0-0-0	0	0	0	0	0
Illinois.....	3	0-1	0-0	0-0	0-0-0	0	0	0	0	0
at Northwestern..14	2-5	2-5	0-0	0-1-1	1	0	0	0	6	
at Indiana.....	10	1-3	1-2	0-0	1-3-4	0	0	0	0	3
Penn State.....	3	0-0	0-0	0-0	0-0-0	0	1	0	0	0
Iowa.....	19	4-6	1-3	0-0	1-4-5	0	1	0	0	9
at Ohio State....	9	1-3	1-3	0-0	0-0-0	0	0	0	0	3
vs. Nebraska.....	30	4-7	2-5	1-1	1-5-6	1	1	1	1	11
vs. Michigan State14	0-3	0-2	0-0	0-2-2	0	0	0	0	0	0
vs. Oregon.....	17	1-3	0-2	0-0	1-1-2	0	1	1	0	2

2019-20

OPP.	MP	FG	3FG	FT	O-D-T	A	TO	B	S	TP
vs. Saint Mary's...34	3-9	1-6	0-0	2-3-5	2	3	0	1	7	
Eastern Illinois...17	4-10	1-5	2-3	0-4-4	0	1	0	1	11	
McNeese State...26	7-11	2-4	0-0	1-1-2	1	0	1	1	16	
Marquette.....	27	4-10	1-4	3-4	1-6-7	1	2	2	0	12
Green Bay.....	28	5-11	2-5	0-0	2-3-5	2	2	0	0	12
vs. Richmond....	27	0-5	0-3	3-4	0-4-4	1	1	0	0	3
vs. New Mexico...29	2-7	0-3	3-4	5-1-6	2	4	0	1	7	
at NC State.....	28	5-10	1-3	2-4	4-3-7	0	2	1	1	13
Indiana.....	26	4-6	3-5	2-2	1-4-5	1	0	3	0	13
at Rutgers.....	22	2-5	1-3	4-4	0-1-1	1	2	1	1	9
Milwaukee.....	22	2-3	2-2	1-2	0-4-4	2	0	0	2	7
at Tennessee....	19	2-7	0-3	1-2	1-2-3	3	0	0	0	5
Rider.....	21	5-9	4-6	0-0	1-4-5	2	2	0	1	14
at Ohio St.....	17	2-4	1-3	0-0	0-1-1	1	0	0	0	5
Illinois.....	23	2-7	0-3	0-0	1-1-2	1	0	0	0	4
at Penn St.....	22	1-3	0-1	0-0	0-2-2	0	0	0	0	2
Maryland.....	17	0-3	0-3	0-0	0-1-1	1	0	1	0	0
at Michigan St....	6	0-1	0-1	0-0	1-1-2	1	0	1	0	0
Nebraska.....	22	3-7	2-4	0-0	2-2-4	2	0	0	1	8
at Purdue.....	21	3-5	0-2	0-0	0-1-1	0	0	0	1	6
at Iowa.....	19	2-8	1-3	1-1	1-1-2	0	1	0	0	6
Michigan State...34	5-6	2-2	1-1	0-4-4	0	2	0	2	13	
at Minnesota....	25	4-9	2-5	1-2	1-3-4	0	2	0	0	11
Ohio State										

Joe Hedstrom

2019-20

OPP.	MP	FG	3FG	FT	O-D-T	A	TO	B	S	TP
vs. Saint Mary's.....	1	0-0	0-0	0-0	0-0-0	0	0	0	0	0
Eastern Illinois.....	3	0-1	0-0	0-0	0-0-0	0	0	0	0	0
McNeese State.....	5	0-0	0-0	0-0	0-1-1	0	1	0	0	0
Marquette.....	1	0-0	0-0	0-0	0-0-0	0	0	0	0	0
Green Bay.....	1	1-1	0-0	0-0	1-0-1	0	0	0	0	2
vs. Richmond.....				DNP						
vs. New Mexico.....				DNP						
at NC State.....				DNP						
Indiana.....	3	0-0	0-0	0-0	0-0-0	0	0	0	0	0
at Rutgers.....				DNP						
Milwaukee.....				DNP						
at Tennessee.....				DNP						
Rider.....				DNP						
at Ohio St.....				DNP						
Illinois.....				DNP						
at Penn St.....				DNP						
Maryland.....				DNP						
at Michigan St.....				DNP						
Nebraska.....				DNP						
at Purdue.....				DNP						
at Iowa.....				DNP						
Michigan State.....				DNP						
at Minnesota.....				DNP						
Ohio State.....				DNP						
at Nebraska.....				DNP						
Purdue.....				DNP						
Rutgers.....				DNP						
at Michigan.....				DNP						
Minnesota.....				DNP						
Northwestern.....				DNP						
at Indiana.....				DNP						

Carter Higginbottom

2019-20

OPP.	MP	FG	3FG	FT	O-D-T	A	TO	B	S	TP
vs. Saint Mary's.....				DNP						
Eastern Illinois.....				DNP						
McNeese State.....	1	0-0	0-0	0-0	0-0-0	0	0	0	0	0
Marquette.....	1	0-0	0-0	0-0	0-0-0	0	1	0	0	0
Green Bay.....				DNP						
vs. Richmond.....				DNP						
vs. New Mexico.....				DNP						
at NC State.....				DNP						
Indiana.....	1	0-0	0-0	0-0	0-0-0	0	0	0	0	0
at Rutgers.....				DNP						
Milwaukee.....	1	0-0	0-0	0-0	0-1-1	0	0	0	0	0
at Tennessee.....	1	0-0	0-0	0-0	0-0-0	0	0	0	0	0
Rider.....	1	0-0	0-0	0-0	0-0-0	0	0	0	0	0
at Ohio St.....				DNP						
Illinois.....				DNP						
at Penn St.....				DNP						
Maryland.....				DNP						
at Michigan St.....				DNP						
Nebraska.....	1	0-0	0-0	0-0	0-0-0	0	0	0	0	0
at Purdue.....				DNP						
at Iowa.....				DNP						
Michigan State.....				DNP						
at Minnesota.....				DNP						
Ohio State.....				DNP						
at Nebraska.....	1	0-0	0-0	0-0	0-0-0	0	0	0	0	0
Purdue.....				DNP						
Rutgers.....				DNP						
at Michigan.....				DNP						
Minnesota.....				DNP						
Northwestern.....				DNP						
at Indiana.....				DNP						

Walt McGroby

2017-18

OPP.	MP	FG	3FG	FT	O-D-T	A	TO	B	S	TP
S. Carolina St.....				DNP						
Yale.....				DNP						
Xavier.....				DNP						
vs. Baylor.....				DNP						
vs. UCLA.....				DNP						
Milwaukee.....				DNP						

at Virginia.....				DNP						
Ohio State.....				DNP						
at Penn State.....				DNP						
at Temple.....				DNP						
Marquette.....				DNP						
W. Kentucky.....	2	0-0	0-0	1-2	0-0-0	0	0	0	0	1
Green Bay.....	21	0-2	0-1	4-4	0-6-6	1	2	0	0	4
Chicago State.....	15	0-0	0-0	0-1	0-1-1	1	1	0	1	0
UMass Lowell.....	21	0-2	0-1	0-0	0-1-1	1	1	0	3	0
Indiana.....	4	0-0	0-0	0-0	0-0-0	0	0	0	0	0
at Rutgers.....	1	0-0	0-0	0-0	0-0-0	0	1	0	0	0
at Nebraska.....	5	0-0	0-0	0-0	0-0-0	1	0	0	0	0
at Purdue.....	2	0-0	0-0	0-0	0-0-0	0	2	0	0	0
Illinois.....	1	0-1	0-1	0-0	0-0-0	0	0	0	0	0
at Iowa.....				DNP						
at Michigan State.....				DNP						
Nebraska.....				DNP						
Northwestern.....				DNP						
at Maryland.....				DNP						
at Illinois.....				DNP						
Michigan.....				DNP						
Purdue.....				DNP						
Minnesota.....				DNP						
at Northwestern.....				DNP						
Michigan State.....				DNP						
vs. Maryland.....				DNP						
vs. Michigan St.....				DNP						

2018-19

OPP.	MP	FG	3FG	FT	O-D-T	A	TO	B	S	TP
Coppin State.....	5	0-0	0-0	0-0	0-1-1	0	0	0	0	0
at Xavier.....				DNP						
Houston Baptist.....	4	0-1	0-1	0-0	0-0-0	0	0	0	0	0
vs. Stanford.....	1	0-0	0-0	0-0	0-0-0	0	0	0	0	0
vs. Oklahoma.....				DNP						
vs. Virginia.....				DNP						
NC State.....				DNP						
at Iowa.....				DNP						
Rutgers.....				DNP						
at Marquette.....				DNP						
Savannah State.....	9	1-3	1-2	0-0	0-0-0	1	1	0	0	3
Grambling State.....	3	0-0	0-0	0-0	0-0-0	0	0	0	0	0
at W. Kentucky.....				DNP						
Minnesota.....				DNP						
at Penn State.....	1	0-0	0-0	0-0	0-0	0	0	0	0	0
Purdue.....				DNP						
at Maryland.....				DNP						
Michigan.....				DNP						
at Illinois.....				DNP						
Northwestern.....	1	0-0	0-0	0-0	0-0-0	0	0	0	0	0
at Nebraska.....	1	0-0	0-0	0-0	0-0-0	0	0	0	0	0
Maryland.....	1	0-0	0-0	0-0	0-0-0	0	0	0	0	0
at Minnesota.....				DNP						
at Michigan.....				DNP						
Michigan State.....				DNP						
Illinois.....				DNP						
at Northwestern.....	2	0-0	0-0	0-0	0-0-0	0	0	0	0	0
at Indiana.....				DNP						
Penn State.....				DNP						
Iowa.....	2	0-0	0-0	0-0	0-1-1	0	1	0	0	0
at Ohio State.....				DNP						
vs. Nebraska.....				DNP						
vs. Michigan State.....	1	0-0	0-0	0-0	0-1-1	0	1	0	0	0
vs. Oregon.....	0+	1-1	1-1	0-0	0-0-0	0	0	0	0	3

2019-20

OPP.	MP	FG	3FG	FT	O-D-T	A	TO	B	S	TP
vs. Saint Mary's.....				DNP						
Eastern Illinois.....				DNP						
McNeese State.....	24	3-6	1-3	2-2	0-2-2	2	1	0	0	9
Marquette.....	1	0-0	0-0	0-0	0-0-0	0	1	0	0	0
Green Bay.....	9	1-2	0-1	0-0	0-3-3	1	0	0	0	2
vs. Richmond.....				DNP						
vs. New Mexico.....				DNP						
at NC State.....				DNP						
Indiana.....	2	0-0	0-0	0-0	0-0-0	0	0	0	0	0
at Rutgers.....				DNP						
Milwaukee.....	4	0-1	0-1	0-0	0-1-1	0	0	0	0	0
at Tennessee.....	2	0-0	0-0	0-0	0-0-0	0	0	0	0	0

Rider	8	0-2	0-1	0-0	2-2-4	0	0	0	0	0	0	0	0
at Ohio St.				DNP									
Illinois				DNP									
at Penn St.				DNP									
Maryland				DNP									
at Michigan St.				DNP									
Nebraska	1	0-0	0-0	0-0	0-0-0	0	0	0	0	0	0	0	0
at Purdue	2	1-1	1-1	0-0	0-0-0	1	0	0	0	0	0	0	3
at Iowa				DNP									
Michigan State	3	0-0	0-0	0-0	0-0-0	1	0	0	0	0	0	0	0
at Minnesota	0	0-0	0-0	0-0	0-0-0	0	0	0	0	0	0	0	0
Ohio State	1	0-1	0-0	1-2	0-0-0	0	0	0	0	0	0	0	1
at Nebraska	1	0-0	0-0	0-0	0-0-0	0	0	0	0	1	0	0	0
Purdue				DNP									
Rutgers				DNP									
at Michigan				DNP									
Minnesota				DNP									
Northwestern	1	0-0	0-0	0-0	0-0-0	0	0	0	0	0	0	0	0
at Indiana				DNP									

Micah Potter
2016-17 (at Ohio State)

OPP.	MP	FG	3FG	FT	O-D-T	A	TO	B	S	TP
At Navy	21	0-2	0-0	0-0	0-2-2	1	2	1	0	0
N.C. Central	22	5-7	3-4	0-0	0-3-3	0	1	0	0	13
Providence	4	0-1	0-0	0-0	0-0-0	0	1	0	0	0
W. Carolina	18	0-0	0-0	0-0	0-3-3	0	1	0	1	0
Jackson St.	19	1-4	1-3	0-2	2-2-4	0	0	0	3	3
Mashall	21	5-10	1-3	1-4	7-5-12	1	0	1	0	12
At Virginia	18	3-5	1-2	0-0	1-2-3	0	1	0	0	7
Fair, Dickinson	14	0-0	0-0	2-4	1-1-2	0	1	0	0	2
Florida Atlantic	20	2-5	1-3	2-3	2-3-5	0	1	0	1	7
Connecticut	9	0-1	0-0	0-0	1-2-3	1	2	0	0	0
vs. UCLA	16	1-3	0-1	1-2	2-6-8	0	1	0	0	3
at Illinois	9	1-3	1-2	0-0	0-0-0	0	0	0	0	3
Purdue	14	2-4	1-2	2-2	0-4-4	0	1	1	0	7
at Minnesota	12	1-2	0-0	1-2	0-1-1	0	0	1	0	3
at Wisconsin	15	1-2	1-1	2-2	2-2-4	1	0	2	1	5
Michigan St.	11	0-3	0-3	1-2	1-0-1	0	1	0	0	1
at Nebraska	8	1-3	1-2	0-0	0-3-3	1	0	0	0	3
Northwestern	6	4-6	1-3	0-0	1-1-2	0	0	0	0	9
Minnesota	6	0-1	0-1	1-2	2-0-2	0	2	0	1	1
at Iowa	18	2-3	0-0	0-0	1-1-2	1	1	0	0	4
Maryland	14	0-1	0-1	0-0	1-2-3	0	0	2	0	0
at Michigan	11	3-6	1-4	0-0	0-1-1	0	1	0	0	7
Rutgers	7	2-5	0-1	0-0	4-2-6	1	0	0	0	4
at Maryland	14	0-1	0-1	0-0	0-3-3	0	1	0	0	0
at Michigan St.	17	3-5	1-2	0-0	2-0-2	1	0	0	0	7
Nebraska	10	2-4	1-3	1-2	1-1-2	0	1	0	0	6
Wisconsin	28	2-2	1-1	4-4	2-3-5	0	0	1	0	9
at Penn State	16	1-5	0-3	3-4	1-1-2	0	0	0	0	5
Indiana	9	0-1	0-1	0-0	0-2-2	0	1	1	0	0
vs Rutgers	15	1-4	1-4	0-0	1-1-2	0	0	1	1	3

2017-18 (at Ohio State)

OPP.	MP	FG	3FG	FT	O-D-T	A	TO	B	S	TP
Robert Morris	17	4-5	0-0	0-1	1-4-5	0	1	2	0	8
Radford	16	4-7	0-2	0-0	3-4-7	2	0	2	0	8
Texas Southern	31	4-7	0-0	9-10	1-3-4	2	1	1	0	17
Northeastern	13	1-2	0-0	0-0	1-2-3	1	1	0	0	2
vs. Stanford	6	1-1	0-0	0-0	2-0-2	1	1	0	0	2
vs. Butler	4	0-0	0-0	0-0	0-1-1	0	0	0	0	0
at Wisconsin	3	0-0	0-0	0-0	0-0-0	0	0	0	0	0
Appalachian St.	1	0-0	0-0	0-0	0-0-0	0	0	0	0	0
Citadel	19	2-6	0-0	0-0	6-2-8	2	2	0	3	4
vs. N. Carolina	8	1-2	0-1	0-0	0-1-1	0	0	1	0	2
Miami (Ohio)	7	0-3	0-2	1-2	1-2-3	0	0	0	0	1
at Iowa	15	3-7	0-1	0-0	3-2-5	0	0	0	0	6
Michigan St.	4	0-0	0-0	0-0	0-0-0	0	1	1	0	0
Maryland	7	2-2	1-1	0-0	0-0-0	0	0	0	0	5
at Rutgers	8	1-3	1-1	0-0	0-0-0	0	0	0	0	3
at Northwestern	16	5-5	1-1	2-2	1-2-3	1	1	0	0	13
vs. Minnesota	9	2-6	0-1	0-0	3-0-3	0	0	0	0	4
Nebraska	4	0-2	0-1	0-0	0-0-0	0	0	0	0	0
Penn State	10	1-4	0-1	0-0	1-0-1	0	0	1	0	2
Indiana	16	2-3	1-1	1-1	1-6-7	1	0	0	0	6
Illinois	9	1-1	0-0	0-1	0-1-1	0	0	0	0	2
at Purdue	10	1-3	0-1	3-4	0-1-1	0	0	0	0	5
Iowa	14	4-7	0-1	2-2	1-4-5	0	1	1	0	10

at Penn State	12	1-4	0-0	4-5	3-3-6	0	0	0	1	6
Rutgers	6	1-2	0-0	0-0	0-0-0	0	0	0	0	2
at Indiana	9	1-2	0-0	2-2	1-2-3	0	1	1	0	4
vs. Penn State	8	1-4	1-4	0-0	0-0-0	0	1	1	1	3
vs. S. Dakota St.	2	0-0	0-0	0-0	1-0-1	0	0	0	0	0
vs. Gonzaga	8	1-2	1-1	0-0	1-0-1	0	0	0	0	3

2019-20

OPP.	MP	FG	3FG	FT	O-D-T	A	TO	B	S	TP
vs. Saint Mary's				DNP						
Eastern Illinois				DNP						
McNeese State				DNP						
Marquette				DNP						
Green Bay				DNP						
vs. Richmond				DNP						
vs. New Mexico				DNP						
at NC State				DNP						
Indiana				DNP						
at Rutgers				DNP						
Milwaukee	13	3-6	0-1	6-6	0-5-5	0	3	1	0	12
at Tennessee	7	0-1	0-0	0-0	0-2-2	0	1	0	0	0
Rider	19	2-6	0-1	0-0	0-7-7	0	0	3	0	4
at Ohio State	11	2-4	0-1	0-0	0-3-3	0	2	0	0	4
ILLINOIS	15	2-6	1-2	8-8	3-6-9	0	1	3	1	13
at Penn State	28	9-14	4-6	2-2	3-10-130	2	1	0	0	24
MARYLAND	13	6-7	2-3	0-1	0-3-3	0	1	0	1	14
at Michigan St.	20	2-7	0-1	0-0	2-3-5	0	3	0	1	4
NEBRASKA	13	3-3	2-2	1-2	1-4-5	1	0	0	0	9
at Purdue	14	5-7	1-2	0-0	0-2-2	0	0	0	1	11
at Iowa	15	3-7	0-2	1-1	3-3-6	1	1	2	1	7
Michigan St.	22	2-5	0-2	2-2	2-2-4	1	2	1	0	6
at Minnesota	20	4-11	1-2	2-2	5-10-151	0	1	0	1	11
Ohio State	23	3-7	1-3	2-2	2-3-5	1	3	2	1	9
at Nebraska	19	6-8	0-1	3-3	1-6-7	1	4	1	0	15
Purdue	17	0-3	0-1	0-0	1-1-2	0	1	1	0	0
Rutgers	17	6-8	4-5	2-2	2-7-9	1	0	1	0	18
at Michigan	25	7-12	3-6	1-2	2-5-7	0	3	1	0	18
Minnesota	20	3-7	2-4	2-4	2-4-6	0	1	3	0	10
Northwestern	13	3-7	1-3	2-3	2-3-5	0	2	0	0	9
at Indiana	30	5-8	1-3	3-3	2-9-11	1	3	0	2	14

Nate Reuvers

OPP.	MP	FG	3FG	FT	O-D-T	A	TO	B	S	TP
S. Carolina St.				DNP						
Yale				DNP						
Xavier				DNP						
vs. Baylor				DNP						
vs. UCLA				DNP						
Milwaukee	14	0-6	0-2	0-0	3-3-6	2	1	0	0	0
at Virginia	15	0-4	0-1	0-0	2-1-3	0	3	0	1	0
Ohio State	10	4-4	2-2	0-0	0-1-1	0	1	1	0	10
at Penn State	13	5-10	1-2	0-0	0-4-4	0	0	0	1	11
at Temple	12	1-5	0-3	0-0	0-1-1	0	1	1	0	2
Marquette	16	2-8	0-1	1-1	1-3-4	1	0	3	0	5
W. Kentucky	11	1-5	0-1	0-0	2-2-4	0	1	2	0	2
Green Bay	18	3-7	0-1	3-3	0-2-2	1	2	2	0	9
Chicago State	10	2-4	2-3	0-0	1-3-4	1	0	2	0	6
UMass Lowell	14	4-6	0-0	0-0	0-0-0	0	2	0	0	8
Indiana	14	1-2	1-1	0-0	0-2-2	1	1	0	0	3
at Rutgers	23	4-9	0-1	2-2	2-2-4	0	0	3	0	10
at Nebraska	22	4-9	0-2	0-0	0-0-0	1	1	2	0	8
at Purdue	17	2-4	2-3	2-2	0-3-3	0	1	0	0	8
Illinois	16	1-4	0-2	0-0	0-1-1	1	2	5	1	2
at Iowa	25	1-7	0-0	3-4	3-1-4	2	0	0	0	5
at Michigan State	24	3-6	1-4	0-0	0-1-1	1	2	0	2	7
Nebraska	22	1-4	0-1	3-3	0-2-2	2	3	0	0	5
Northwestern	13	0-3	0-0	0-0	0-1-1	0	0	0	0	0
at Maryland	25	5-9	1-4	2-3	3-0-3	1	1	0	0	13
at Illinois	24	3-4	1-2	2-2	0-0-0	2	0	0	0	9
Michigan	16	3-3	1-1	0-0	0-0-0	0	2	1	0	7
Purdue	8	0-2	0-1	0-0	0-0-0	0	1	1	0	0
Minnesota	15	3-7	0-3	0-0	0-0-0	1	3	0	0	6
at Northwestern	9	0-2	0-0	0-0	1-0-1	2	1	1	1	0
Michigan State	21	0-4	0-2	2-2	0-0-0	2	0	0	1	2
vs. Maryland	19	2-6	0-2	0-2	1-0-1	1	0	2	0	4
vs. Michigan St.	20	3-8	0-2	0-0	0-3-3	0	0	0	0	6

2018-19

OPP.	MP	FG	3FG	FT	O-D-T	A	TO	B	S	TP
Coppin State	20	2-9	2-5	2-2	2-2-4	1	0	3	0	8
at Xavier	17	0-1	0-0	0-0	0-0-0	1	0	2	2	0
Houston Baptist	16	5-8	1-1	4-5	0-1-1	1	0	2	0	15
vs. Stanford	26	4-5	0-0	0-1	1-4-5	0	0	9	1	8
vs. Oklahoma	21	4-8	3-4	1-2	0-1-1	1	1	1	1	12
vs. Virginia	30	1-3	0-1	0-0	1-2-3	3	1	1	0	2
NC State	11	2-2	0-0	0-0	0-1-1	0	1	0	0	4
at Iowa	12	1-3	0-2	0-0	0-2-2	0	1	0	0	2
Rutgers	16	4-6	1-2	1-3	1-1-2	1	0	0	0	10
at Marquette	29	4-10	2-7	1-2	0-4-4	2	1	1	1	11
Savannah State	19	3-5	1-1	0-0	0-3-3	2	2	0	0	7
Grambling State	16	4-6	0-1	2-2	1-3-4	1	1	0	0	10
at W. Kentucky	25	2-6	0-2	0-0	2-1-3	0	1	1	0	4
Minnesota	32	4-10	1-6	3-4	0-5-5	0	0	2	2	12
at Penn State	25	5-7	1-2	0-1	0-2-2	1	0	5	0	11
Purdue	18	2-4	1-2	0-0	1-1-2	2	1	1	0	5
at Maryland	24	7-13	4-8	0-0	3-4-7	1	1	1	0	18
Michigan	31	4-8	1-2	0-0	2-1-3	2	3	2	1	9
at Illinois	29	7-11	2-3	6-6	3-7-10	1	2	1	0	22
Northwestern	14	1-6	0-1	1-1	0-1-1	0	1	2	0	3
at Nebraska	18	4-7	2-3	0-0	1-1-2	1	0	1	1	10
Maryland	24	0-4	0-2	0-1	0-1-1	4	1	2	0	0
at Minnesota	33	4-9	1-3	0-0	3-5-8	1	3	7	1	9
at Michigan	33	4-9	1-4	0-0	2-4-6	0	0	3	0	9
Michigan State	30	4-7	3-6	0-0	0-4-4	0	3	2	0	11
Illinois	29	4-9	1-2	0-0	2-3-5	0	0	3	0	9
at Northwestern	23	2-4	0-1	2-2	2-7-9	1	0	1	0	6
at Indiana	35	3-10	0-3	1-3	3-4-7	0	2	2	0	7
Penn State	25	1-7	0-0	1-2	1-8-9	0	1	2	0	3
Iowa	15	3-7	0-2	0-1	2-0-2	0	0	0	0	6
at Ohio State	16	1-4	0-0	0-0	3-1-4	1	1	1	0	2
vs. Nebraska	30	6-9	2-2	0-0	1-5-6	3	3	2	0	14
vs. Michigan State	20	0-7	0-2	0-1	1-1-2	2	0	0	0	0
vs. Oregon	17	3-10	2-4	1-2	4-1-5	1	1	0	0	9

2019-20

OPP.	MP	FG	3FG	FT	O-D-T	A	TO	B	S	TP
vs Saint Mary's	41	8-18	1-4	5-7	2-4-6	0	3	4	0	22
Eastern Illinois	33	4-8	1-2	5-5	3-11-14	0	3	9	0	14
McNeese	21	4-9	0-2	2-3	2-2-4	2	1	1	1	10
Marquette	31	2-9	2-4	4-4	0-1-1	1	3	1	1	10
Green Bay	20	8-12	2-5	1-2	2-1-3	2	5	1	0	19
vs Richmond	37	6-14	1-4	4-4	2-5-7	1	1	1	2	17
vs New Mexico	30	7-9	0-1	2-4	1-4-5	0	5	1	0	16
at NC State	27	5-14	0-4	1-2	1-2-3	0	3	3	0	11
Indiana	28	8-12	2-3	2-2	1-3-4	0	0	2	2	20
at Rutgers	28	2-8	1-4	1-2	1-4-5	1	3	2	0	6
Milwaukee	27	8-12	2-4	4-4	1-4-5	0	0	3	0	22
at Tennessee	32	4-6	1-1	0-0	1-6-7	1	1	2	1	9
Rider	22	6-11	0-2	3-4	1-5-6	0	1	2	0	15
at Ohio State	27	3-12	1-4	10-12	4-5-9	1	2	0	0	17
Illinois	26	3-9	0-2	1-2	1-4-5	0	1	2	1	7
at Penn State	11	1-3	0-1	2-3	1-1-2	0	1	0	0	4
Maryland	27	7-15	2-5	1-2	1-4-5	0	1	1	1	17
at Michigan St.	29	7-15	3-6	2-3	1-6-7	0	0	2	1	19
Nebraska	19	4-8	1-2	2-2	1-3-4	1	1	4	0	11
at Purdue	27	4-11	1-5	1-2	0-2-2	1	2	1	0	10
at Iowa	28	6-15	0-2	1-3	0-3-3	0	0	2	0	13
Michigan State	26	5-9	2-3	3-3	0-3-3	0	2	2	1	15
at Minnesota	24	6-18	2-4	0-1	2-1-3	0	0	1	0	14
Ohio State	23	3-8	0-2	3-3	1-2-3	1	0	3	1	9
at Nebraska	16	6-10	1-1	0-0	0-3-3	1	1	2	0	13
Purdue	31	3-10	1-5	5-6	1-5-6	2	2	2	0	12
Rutgers	23	4-13	1-3	8-10	1-0-1	0	0	0	0	17
at Michigan	18	1-2	0-0	0-0	0-2-2	1	1	1	0	2
Minnesota	20	1-5	0-0	4-4	0-1-1	0	0	1	1	6
Northwestern	24	4-9	0-1	3-3	0-4-4	0	3	0	1	11
at Indiana	35	7-14	2-3	1-1	2-5-7	2	0	2	1	17

D'Mitrik Trice

2016-17

OPP.	MP	FG	3FG	FT	O-D-T	A	TO	B	S	TP
Central Ark.	13	2-2	2-2	2-2	0-2-2	0	3	0	1	8
at Creighton	4	1-3	1-2	0-0	0-0-0	1	0	1	0	3
Chicago State	23	1-2	1-1	0-0	0-2-2	7	0	0	0	3
vs. Tennessee	24	1-2	0-1	3-3	0-4-4	3	1	0	0	5
vs. Georgetown	12	1-4	0-1	0-0	0-0-0	1	2	1	1	2
vs. N. Carolina	13	2-2	1-1	3-3	0-1-1	0	0	0	0	8
Pra. View A&M	22	4-9	2-4	0-1	1-2-3	1	2	0	0	10
Syracuse	17	2-5	2-4	0-0	0-3-3	0	0	0	0	6
Oklahoma	20	6-8	4-4	0-0	1-1-2	1	0	0	0	16
Idaho State	26	1-5	1-2	0-0	0-2-2	2	1	0	1	3
at Marquette	21	1-3	0-1	1-2	0-2-2	2	1	1	1	3
Green Bay	24	2-5	0-2	2-2	0-0-0	3	2	0	1	6
Florida A&M	17	5-8	4-5	0-0	0-1-1	1	0	0	1	14
Rutgers	13	2-3	0-1	0-0	0-4-4	0	2	0	0	4
at Indiana	20	2-8	1-4	0-1	1-1-2	3	0	0	1	5
at Purdue	20	2-5	0-1	0-0	0-1-1	2	0	0	0	4
Ohio State	15	3-5	1-1	0-0	0-1-1	0	1	0	0	7
Michigan	14	1-1	1-1	1-2	0-3-3	0	1	0	1	4
at Minnesota	19	1-3	1-2	1-2	0-0-0	3	1	0	0	4
Penn State	16	1-6	0-3	5-5	0-0-0	4	0	0	0	7
vs. Rutgers	12	0-2	0-2	0-0	1-0-1	0	0	0	0	0
at Illinois	17	1-3	0-1	0-0	0-3-3	2	0	0	0	2
Indiana	7	1-3	1-3	0-0	0-0-0	1	1	0	0	3
at Nebraska	16	0-3	0-1	0-0	0-2-2	1	0	0	1	0
Northwestern	23	3-8	1-2	4-4	0-6-6	1	1	0	1	11
at Michigan	35	2-15	1-6	4-4	0-5-5	4	2	0	2	9
Maryland	19	3-8	0-1	1-2	1-1-2	1	2	0	0	7
at Ohio State	17	5-9	4-6	0-0	2-2-4	1	0	0	0	14
at Michigan St.	14	2-5	1-2	0-0	0-3-3	1	0	0	0	5
Iowa	19	1-3	0-2	0-0	0-1-1	2	1	0	0	2
Minnesota	26	3-6	1-2	1-1	0-1-1	2	2	0	3	8
vs. Indiana	31	4-11	3-6	2-4	0-3-3	3	2	0	1	13
vs. Northwestern	19	2-6	2-4	0-0	0-1-1	3	3	0	2	6
vs. Michigan	23	0-3	0-1	0-0	0-0-0	3	3	0	1	0
vs. Virginia Tech	24	2-7	2-7	0-0	0-3-3	3	0	0	0	6
vs. Villanova	14	0-2	0-1	0-0	0-1-1	0	2	0	0	0
vs. Florida	8	0-1	0-1	0-0	0-0-0	1	1	0	1	0

2017-18

OPP.	MP	FG	3FG	FT	O-D-T	A	TO	B	S	TP
S. Carolina St.	33	5-9	3-6	0-0	0-2-2	5	1	0	1	13
Yale	26	6-7	2-2	0-0	0-2-2	2	1	0	3	14
Xavier	35	4-14	1-5	0-1	1-4-5	3	0	0	0	9
vs. Baylor	36	1-7	1-4	0-0	0-0-0	2	1	1	0	3
vs. UCLA	33	5-10	1-5	3-6	0-4-4	1	1	0	0	14
Milwaukee	28	4-8	2-2	0-0	1-1-2	0	1	0	0	10
at Virginia	34	4-12	0-5	2-2	0-1-1	2	2	0	0	10
Ohio State	26	3-10	1-6	2-2	0-0-0	1	2	0	0	9
at Penn State	34	2-9	0-2	5-6	0-0-0	3	2	0	0	9
at Temple	30	1-6	1-3	0-0	0-4-4	4	2	0	2	3
Marquette										DNP
W. Kentucky										DNP
Green Bay										DNP
Chicago State										DNP
UMass Lowell										DNP
Indiana										DNP
at Rutgers										DNP
at Nebraska										DNP
at Purdue										DNP
Illinois										DNP
at Iowa										DNP
at Michigan State										DNP
Nebraska										DNP
Northwestern										DNP
at Maryland										DNP
at Illinois										DNP
Michigan										DNP
Purdue										DNP
Minnesota										DNP
at Northwestern										DNP
Michigan State										DNP
vs. Maryland										DNP
vs. Michigan St.										DNP

2018-19

OPP.	MP	FG	3FG	FT	O-D-T	A	TO	B	S	TP
Coppin State	27	7-13	5-9	2-2	0-4-4	1	0	0	0	21
at Xavier	34	7-11	5-5	3-4	1-4-5	5	2	0	0	22
Houston Baptist	27	4-7	3-6	1-1	0-2-2	2	0	0	2	12
vs. Stanford	32	6-20	0-5	4-4	0-3-3	1	2	0	1	16
vs. Oklahoma	32	8-13	7-8	2-3	0-3-3	4	1	0	1	25
vs. Virginia	36	2-9	0-2	1-2	0-4-4	1	3	0	0	5
NC State	33	6-10	4-5	2-4	0-2-2	6	0	0	3	18
at Iowa	36	6-14	4-8	4-4	0-7-7	1	3	0	1	20
Rutgers	34	6-9	2-2	0-1	0-4-4	1	1	0	0	14
at Marquette	41	3-8	1-6	3-5	0-7-7	5	2	0	0	10
Savannah State	23	5-8	4-7	0-0	0-3-3	4	1	0	0	14
Grambling State	27	6-10	1-4	1-2	0-2-2	3	0	0	0	14
at W. Kentucky	38	4-12	1-6	1-2	0-3-3	3	1	0	0	10
Minnesota	27	3-10	2-7	0-0	0-1-1	1	4	0	2	8
at Penn State	29	2-9	1-6	0-0	0-1-1	4	1	0	3	5
Purdue	39	4-14	4-7	5-7	0-1-1	1	2	0	0	17
at Maryland	36	5-14	3-10	0-0	2-2-4	5	1	0	1	13
Michigan	34	2-10	0-3	2-2	0-3-3	3	2	0	0	6
at Illinois	32	4-9	2-4	6-6	0-1-1	1	5	0	1	16
Northwestern	35	7-11	4-6	0-0	0-3-3	2	1	0	1	18
at Nebraska	33	3-7	2-5	0-1	1-2-3	2	1	0	1	8
Maryland	36	3-7	1-3	0-0	1-0-1	3	2	0	2	7
at Minnesota	33	3-10	3-8	0-0	0-0-0	2	0	0	1	9
at Michigan	33	3-9	2-4	0-0	0-3-3	0	0	0	0	8
Michigan State	29	1-6	0-2	0-0	0-1-1	3	0	0	2	2
Illinois	21	2-9	1-5	2-2	0-2-2	2	1	0	0	7
at Northwestern	32	5-13	4-9	0-0	0-1-1	3	2	1	0	14
at Indiana	40	2-10	2-7	6-9	0-4-4	3	0	0	0	12
Penn State	36	2-7	0-2	2-3	0-3-3	2	1	0	0	6
Iowa	31	2-9	1-6	0-0	0-5-5	4	2	0	2	5
at Ohio State	40	2-11	2-8	2-2	0-1-1	0	0	0	0	8
vs. Nebraska	29	2-5	2-4	2-2	0-0-0	4	1	0	2	8
vs. Michigan State	31	3-10	1-6	0-0	0-4-4	3	1	0	2	7
vs. Oregon	30	3-12	2-10	0-0	1-2-3	5	2	0	2	8

2019-20

OPP.	MP	FG	3FG	FT	O-D-T	A	TO	B	S	TP
vs. Saint Mary's	39	3-7	2-4	2-2	0-3-3	3	3	0	0	10
Eastern Illinois	27	2-6	0-1	0-0	1-3-4	1	2	0	1	4
McNeese State	27	3-9	2-7	0-0	0-3-3	3	1	0	1	8
Marquette	33	4-9	2-5	0-0	0-2-2	2	1	0	3	10
Green Bay	32	3-7	3-5	2-2	0-8-8	7	1	0	0	11
vs. Richmond	36	2-10	1-6	0-0	0-7-7	5	1	0	1	5
vs. New Mexico	32	4-12	1-7	2-2	0-7-7	1	0	0	1	11
at NC State	36	3-9	2-8	0-0	1-3-4	4	1	0	1	8
Indiana	30	2-7	0-3	4-4	1-4-5	4	2	0	0	8
at Rutgers	23	1-2	0-1	0-1	0-3-3	1	3	0	2	2
Milwaukee	32	11-14	5-6	4-6	1-4-5	3	2	0	1	31
at Tennessee	30	6-14	4-8	5-6	0-3-3	3	3	0	1	21
Rider	30	3-9	3-7	0-0	0-3-3	7	3	1	3	9
at Ohio St.	31	2-10	0-4	2-2	0-3-3	2	1	0	0	6
Illinois	33	2-10	0-1	3-4	0-3-3	4	1	0	0	7
at Penn St.	13	0-2	0-1	0-0	0-0-0	1	1	0	0	0
Maryland	26	0-5	0-3	0-0	0-2-2	4	1	0	0	0
at Michigan St.	26	4-9	1-4	0-0	0-5-5	4	1	0	1	9
Nebraska	36	4-6	3-4	0-0	1-9-10	7	3	0	3	11
at Purdue	29	4-6	2-3	1-2	0-1-1	2	4	1	0	11
at Iowa	37	5-10	3-6	3-4	1-8-9	6	1	0	1	16
Michigan State	39	3-12	2-7	6-9	0-6-6	5	1	0	1	14
at Minnesota	36	4-13	2-9	0-0	0-5-5	6	2	0	0	10
Ohio State	32	3-8	2-6	0-0	1-2-3	8	3	0	1	8
at Nebraska	36	5-10	5-6	0-0	0-3-3	5	0	0	0	15
Purdue	33	3-11	2-7	0-0	0-1-1	5	3	0	0	8
Rutgers	34	2-4	1-1	3-4	0-2-2	9	2	0	0	8
at Michigan	35	10-16	5-6	3-5	0-1-1	4	3	0	0	28
Minnesota	38	1-8	1-5	1-2	1-5-6	6	1	0	1	4
Northwestern	39	3-9	2-5	0-0	0-3-3	4	1	1	1	8
at Indiana	37	2-10	0-3	0-0	0-5-5	5	1	1	0	4

Tyler Wahl

2019-20

OPP.	MP	FG	3FG	FT	O-D-T	A	TO	B	S	TP
vs. Saint Mary's	12	1-3	0-1	0-0	0-0-0	1	0	0	0	2
Eastern Illinois	10	0-1	0-1	0-0	0-0-0	0	1	1	0	0
McNeese State	26	1-2	0-1	1-2	1-2-3	3	1	0	2	3
Marquette	5	1-1	1-1	0-0	1-2-3	0	2	0	0	3
Green Bay	15	2-4	1-2	0-0	1-2-3	3	2	0	1	5
vs. Richmond	16	2-2	2-2	1-2	1-1-2	0	0	0	1	7
vs. New Mexico	10	0-0	0-0	0-0	0-0-0	0	2	0	0	0
at NC State	20	2-2	0-0	1-4	4-4-8	1	1	0	0	5
Indiana	17	2-3	0-0	2-2	1-1-2	1	1	0	2	6
at Rutgers	14	2-4	0-1	0-0	2-1-3	1	1	1	0	4
Milwaukee	17	0-3	0-1	2-2	2-3-5	3	0	0	1	2
at Tennessee	21	2-7	0-1	0-0	1-4-5	1	1	0	1	4
Rider	16	0-0	0-0	0-0	0-3-3	1	2	0	0	0
at Ohio St.	25	2-5	0-1	0-0	5-2-7	2	1	0	3	4
Illinois	16	2-3	0-1	0-0	0-2-2	0	1	0	0	4
at Penn St.	19	1-3	0-1	0-1	1-0-1	0	0	0	0	2
Maryland	22	0-1	0-1	0-1	2-0-2	1	0	0	1	0
at Michigan St.	21	0-2	0-1	0-0	1-2-3	1	1	0	1	0
Nebraska	11	2-2	1-1	0-0	2-2-4	3	3	0	0	5
at Purdue	19	0-1	0-0	0-0	0-0-0	2	1	0	1	0
at Iowa	26	2-6	0-2	0-1	2-5-7	1	2	0	0	4
Michigan State	22	1-7	0-3	0-0	0-4-4	2	2	1	2	2
at Minnesota	27	1-3	0-1	0-2	3-3-6	0	1	1	0	2
Ohio State	11	1-3	0-2	0-0	2-0-2	0	1	0	2	2
at Nebraska	17	1-2	0-1	0-0	0-2-2	4	1	0	0	2
Purdue	5	1-1	0-0	0-0	0-0-0	0	0	0	0	2
Rutgers	6	1-1	0-0	0-1	1-1-2	0	3	0	1	2
at Michigan	11	2-2	1-1	0-0	0-2-2	1	0	0	0	5
Minnesota	9	1-3	0-1	0-0	0-0-0	0	0	1	1	2
Northwestern	9	1-2	0-0	0-0	1-0-1	0	1	0	0	2
at Indiana	4	0-0	0-0	0-0	0-0-0	0	1	0	0	0

2019-20 REVIEW

Record: 21-10 Overall, 14-6 Big Ten (1st Place)

(15-1 Home, 6-6 Away, 0-3 Neutral, 5-3 vs. AP Ranked Teams)

Date	Opp. [AP Rank]	W/L	Score	Att.	UW High Scorer	UW High Rebounder
Nov. 2	UW-La Crosse	W	82-53	17147	15 - Reuvers	8 - King
Nov. 5	vs. Saint Mary's (#20)+	L	63-65 (ot)	3,301	22 - Reuvers	6 - Reuvers
Nov. 8	EASTERN ILLINOIS	W	65-52	17,106	18 - King	14 - Reuvers
Nov. 13	MCNEESE STATE	W	83-63	16,816	24 - Davison	4 - Reuvers
Nov. 17	MARQUETTE	W	77-61	17,287	15 - Davison/Pritzl	13 - Pritzl
Nov. 21	GREEN BAY	W	88-70	16,837	19 - Reuvers	8 - Trice
Legends Classic - Barclay's Center in Brooklyn, New York						
Nov. 21	vs. Richmond	L	52-62	3,056	17 - Reuvers	7 - Reuvers/Trice
Nov. 22	vs. New Mexico	L	50-59	3,116	16 - Reuvers	8 - Reuvers
Dec. 4	at NC State*	L	54-69	16,035	13 - Ford	7 - Ford
Dec. 7	INDIANA	W	84-64	17,287	24 - King	5 - Ford/Trice
Dec. 11	at Rutgers	L	65-72	6,361	18 - King	5 - Davison/Reuvers
Dec. 21	MILWAUKEE	W	83-64	17,030	31 - Trice	5 - Potter/Reuvers Trice/Wahl
Dec. 28	at Tennessee	W	68-48	21,678	21 - Trice	7 - Reuvers
Dec. 31	RIDER	W	65-37	16,016	15 - Reuvers	7 - Potter
Jan. 3	at Ohio State (#5)	W	61-57	19,049	17 - Reuvers	9 - Reuvers
Jan. 8	ILLINOIS	L	70-71	16,108	21 - King	9 - Potter
Jan. 11	at Penn State (#20)	W	58-49	10,139	24 - Potter	13 - Davison/Potter
Jan. 14	MARYLAND (#17)	W	56-54	16,157	17 - Reuvers	5 - Reuver
Jan. 17	at Michigan State (#15)	L	55-67	14,797	19 - Reuvers	7 - Reuver
Jan. 21	NEBRASKA	W	82-68	16,856	14 - Davison	10 - Trice
Jan. 24	at Purdue	L	51-70	14,804	11 - Potter/Trice	4 - Davison
Jan. 27	at Iowa (#19)	L	62-68	12,566	16 - Trice	9 - Trice
Feb. 1	MICHIGAN ST. (#14)	W	64-63	17,287	15 - Reuvers	7 - Pritzl
Feb. 5	at Minnesota	L	52-70	11,389	14 - Reuvers	15 - Potter
Feb. 9	OHIO STATE	W	70-57	17,287	19 - Pritzl	9 - Ford
Feb. 15	at Nebraska	W	81-64	15,864	30 - Davison	10 - Ford
Feb. 18	PURDUE	W	69-65	17,042	19 - Ford	7 - Ford
Feb. 23	RUTGERS	W	79-71	17,287	18 - Potter	9 - Potter
Feb. 27	at Michigan (#19)	W	81-74	12,707	28 - Trice	8 - Ford
Mar. 1	MINNESOTA	W	71-69	17,287	20 - Davison	7 - Davison
Mar. 4	NORTHWESTERN	W	63-48	16,897	11 - Reuvers	8 - Davison/Ford
Mar. 7	at Indiana	W	60-56	17,222	17 - Reuvers	11 - Potter

+ Sanford Pentagon, Sioux Falls, S.D. | * Big Ten/ACC Challenge

2019-20 SEASON STATISTICS

Overall: 23-11, 12-4 Home, 8-5 Away, 3-2 Neutral, 3-4 vs. AP Ranked Teams

#	Player	gp-gs	min	Total			3-Point		F-Throw		Rebounds				pf	dq	a	to	blk	stl	pts	avg
				avg	fg-fga	fg%	3fg-fga	3fg%	ft-fga	ft%	off	def	tot	avg								
35	Reuvers, Nate	31-31	811	26.2	147-328	.448	30-89	.337	81-103	.786	34	106	140	4.5	97	2	18	46	58	15	405	13.1
00	Trice, D'Mitrik	31-31	997	32.2	104-274	.380	56-149	.376	41-55	.745	8	117	125	4.0	37	0	131	53	4	24	305	9.8
34	Davison, Brad	30-30	926	30.9	92-233	.395	47-131	.359	65-77	.844	16	113	129	4.3	73	1	56	27	0	23	296	9.9
02	Ford, Aleem	31-31	777	25.1	96-222	.432	41-120	.342	34-49	.694	38	99	137	4.4	61	2	33	31	12	15	267	8.6
01	Pritzl, Brevin	31-7	839	27.1	82-211	.389	50-135	.370	34-40	.850	24	92	116	3.7	49	0	22	22	7	17	248	8.0
11	Potter, Micah	21-3	374	17.8	76-144	.528	23-51	.451	37-43	.860	33	98	131	6.2	36	0	8	33	21	8	212	10.1
23	King, Kobe	19-19	538	28.3	73-159	.459	7-28	.250	37-55	.673	22	32	54	2.8	27	0	30	29	6	10	190	10.0
05	Wahl, Tyler	31-3	479	15.5	34-79	.430	6-28	.214	7-18	.389	34	48	82	2.6	64	0	32	33	5	20	81	2.6
12	Anderson, Trevor	31-0	379	12.2	19-49	.388	7-25	.280	11-14	.786	7	34	41	1.3	18	0	38	17	1	4	56	1.8
03	McGrory, Walt	14-0	59	4.2	5-13	.385	2-7	.286	3-4	.750	2	7	9	0.6	9	0	5	1	0	1	15	1.1
31	Ballard, Michael	10-0	10	1.0	1-1	1.000	0-0	.000	2-2	1.000	0	1	1	0.1	0	0	0	0	0	0	4	0.4
32	Hedstrom, Joe	6-0	14	2.3	1-2	.500	0-0	.000	0-0	.000	1	1	2	0.3	3	0	0	1	0	0	2	0.3
15	Cuevas, Courtland	6-0	6	1.0	0-1	.000	0-1	.000	1-2	.500	0	0	0	0.0	0	0	0	0	0	1	1	0.2
04	Higginbottom, Carter	9-0	9	1.0	0-1	.000	0-0	.000	0-0	.000	0	1	1	0.1	0	0	0	1	0	0	0	0.0
20	Qawi, Samad	7-0	7	1.0	0-1	.000	0-0	.000	0-0	.000	1	0	1	0.1	2	0	0	1	0	0	0	0.0
Team											31	51	82				14					
Total.....		31	6225		730-1718	.425	269-764	.352	353-462	.764	251	800	1051	33.9	476	5	373	309	114	138	2082	67.2
Opponents.....		31	6225		717-1747	.410	188-568	.331	305-442	.690	280	790	1070	34.5	518	9	343	339	92	154	1927	62.2

Big Ten: 14-6 (4th), 7-3 Home, 7-3 Away, 3-3 vs. Ranked Teams

#	Player	gp-gs	min	Total			3-Point		F-Throw		Rebounds				pf	dq	a	to	blk	stl	pts	avg
				avg	fg-fga	fg%	3fg-fga	3fg%	ft-fga	ft%	off	def	tot	avg								
35	Reuvers, Nate	20-20	490	24.5	85-206	.413	20-56	.357	50-64	.781	18	61	79	4.0	66	1	11	20	30	10	240	12.0
11	Potter, Micah	18-3	335	18.6	71-131	.542	23-49	.469	31-37	.838	33	84	117	6.5	32	0	8	29	17	8	196	10.9
34	Davison, Brad	19-19	591	31.1	56-149	.376	32-87	.368	42-52	.808	9	76	85	4.5	47	1	31	15	0	11	186	9.8
00	Trice, D'Mitrik	20-20	643	32.2	60-168	.357	31-85	.365	26-37	.703	5	71	76	3.8	29	0	92	35	3	11	177	8.9
02	Ford, Aleem	20-20	499	25.0	57-130	.438	27-76	.355	19-26	.731	21	64	85	4.3	34	0	17	14	8	7	160	8.0
01	Pritzl, Brevin	20-6	577	28.9	52-143	.364	32-88	.364	23-26	.885	10	60	70	3.5	28	0	13	12	4	12	159	8.0
23	King, Kobe	9-9	260	28.9	48-92	.522	3-12	.250	14-23	.609	9	11	20	2.2	14	0	19	12	4	3	113	12.6
05	Wahl, Tyler	20-3	311	15.6	23-54	.426	2-18	.111	2-8	.250	23	27	50	2.5	40	0	19	21	4	14	50	2.5
12	Anderson, Trevor	20-0	267	13.4	17-37	.459	6-18	.333	5-6	.833	4	20	24	1.2	10	0	24	12	1	2	45	2.3
03	McGrory, Walt	8-0	11	1.4	1-2	.500	1-1	1.000	1-2	.500	0	0	0	0.0	3	0	2	0	0	1	4	0.5
31	Ballard, Michael	4-0	4	1.0	1-1	1.000	0-0	.000	2-2	1.000	0	0	0	0.0	0	0	0	0	0	0	4	1.0
04	Higginbottom, Carter	4-0	4	1.0	0-1	.000	0-0	.000	0-0	.000	0	0	0	0.0	0	0	0	0	0	0	0	0.0
20	Qawi, Samad	3-0	3	1.0	0-1	.000	0-0	.000	0-0	.000	1	0	1	0.3	2	0	0	0	0	0	0	0.0
32	Hedstrom, Joe	1-0	3	3.0	0-0	.000	0-0	.000	0-0	.000	0	0	0	0.0	1	0	0	0	0	0	0	0.0
15	Cuevas, Courtland	2-0	2	1.0	0-0	.000	0-0	.000	0-0	.000	0	0	0	0.0	0	0	0	0	0	0	0	0.0
Team											22	30	52				10					
Total.....		20	4000		471-1115	.422	177-490	.361	215-283	.760	155	504	659	33.0	306	2	236	180	71	79	1334	66.7
Opponents.....		20	4000		475-1145	.415	119-372	.320	208-300	.693	199	525	724	36.2	328	5	228	202	62	93	1277	63.8

2019-20 TEAM HIGHS

WISCONSIN SEASON HIGHS

Points	88	GREEN BAY (11/22/19)
Field Goals	32	GREEN BAY (11/22/19)
FG Att.	67	at Minnesota (2/5/20)
FG Pct.	.537	at Michigan (2/27/20)
3-Pt FG	18	NEBRASKA (1/21/20)
3-Pt FG Att.	34	NEBRASKA (1/21/20)
3-Pt FG Pct.	.529	NEBRASKA (1/21/20)
FT Made	21	MILWAUKEE (12/21/19)
FT Att.	26	2x; MR: RUTGERS (2/23/20)
FT Pct.	.950	PURDUE (2/18/20)
Rebounds	45	at Minnesota (2/5/20)
Off. Rebs	15	at Minnesota (2/5/20)
Assists	24	GREEN BAY (11/22/19)
Steals	10	McNEESE STATE (11/13/19)
Blocks	12	EASTERN ILLINOIS (11/8/19)
Turnovers	15	vs. Richmond (11/25/19)
Fouls	28	at Iowa (1/27/20)

OPPONENT SEASON HIGHS

Points	74	at Michigan (2/27/20)
Field Goals	31	at Michigan (2/27/20)
FG Att.	65	at Nebraska (2/15/20)
FG Pct.	.517	at Michigan (2/27/20)
3-Pt FG	10	MICHIGAN STATE (2/1/20)
3-Pt FG Att.	25	2x; MR at Nebraska (2/15/20)
3-Pt FG Pct.	.474	2x; MR at Purdue (1/24/20)
FT Made	25	at Iowa (1/27/20)
FT Att.	32	at Iowa (1/27/20)
FT Pct.	.938	OHIO STATE (2/9/20)
Rebounds	46	2x; MR at Minnesota (2/5/20)
Off. Rebs	16	at Purdue (1/24/20)
Assists	20	at Michigan State (1/17/20)
Steals	10	RIDER (12/31/19)
Blocks	6	at NC State (12/4/19)
Turnovers	18	McNEESE STATE (11/13/19)
Fouls	24	PURDUE (2/18/20)

2019-20 GAME-BY-GAME STATISTICS

	BADGERS STARTERS	FG-FGA	PCT.	3P-3PA	PCT.	FT-FTA	PCT.	Reb.	O-D-T	PF	A	TO	BK	ST	1st	2nd	OT	Final Score
WISCONSIN	Trice, Davison, King, Ford, Reuvers	22-52	.423	5-19	.263	14-20	.700		7-21-28	14	8	14	4	1	24	30	9	63
vs Saint Mary's (CA)		24-61	.393	8-18	.444	9-13	.692		13-23-36	20	10	15	2	6	30	24	11	65
WISCONSIN	Trice, Davison, King, Ford, Reuvers	21-55	.382	3-18	.167	20-24	.833		12-30-42	13	7	11	12	6	34	31		65
EASTERN ILL.		21-63	.333	7-19	.368	3-8	.375		11-24-35	22	10	11	4	6	27	25		52
WISCONSIN	Trice, Davison, Pritch, Ford, Reuvers	29-55	.527	10-28	.357	15-18	.833		7-21-28	15	19	9	3	10	37	46		83
MCNEESE STATE		21-45	.467	8-21	.381	13-17	.765		5-19-24	21	13	18	2	4	34	29		63
WISCONSIN	Trice, Davison, King, Ford, Reuvers	24-56	.429	11-23	.478	18-20	.900		9-28-37	19	11	12	3	6	34	43		77
MARQUETTE		19-51	.373	9-19	.474	14-17	.824		5-24-29	16	9	15	3	2	29	32		61
WISCONSIN	Trice, Davison, King, Ford, Reuvers	32-62	.516	15-31	.484	9-10	.900		9-30-39	15	24	13	1	3	51	37		88
GREEN BAY		29-61	.475	4-20	.200	8-11	.727		3-22-25	16	16	9	3	8	29	41		70
WISCONSIN	Trice, Davison, King, Ford, Reuvers	17-50	.340	7-27	.259	11-14	.786		8-28-36	14	7	15	2	6	29	23		52
vs Richmond		26-56	.464	6-17	.353	4-6	.667		4-27-31	16	12	10	3	7	31	31		62
WISCONSIN	Trice, Davison, King, Ford, Reuvers	18-53	.340	2-26	.077	12-16	.750		12-22-34	16	6	14	1	5	20	30		50
vs New Mexico		22-50	.440	3-13	.231	12-15	.800		8-26-34	17	13	13	1	3	29	30		59
WISCONSIN	Trice, Davison, King, Ford, Reuvers	21-56	.375	5-23	.217	7-15	.467		14-23-37	11	7	9	4	3	30	24		54
at NC State		27-56	.482	8-20	.400	7-10	.700		8-24-32	10	6	6	6	7	32	37		69
WISCONSIN	Trice, Davison, King, Ford, Reuvers	30-56	.536	8-20	.400	16-18	.889		8-21-29	18	13	4	6	5	47	37		84
INDIANA		21-50	.420	5-14	.357	17-26	.654		10-18-28	19	12	12	3	3	27	37		64
WISCONSIN	Trice, Davison, King, Ford, Reuvers	23-48	.479	8-23	.348	11-16	.688		3-23-26	17	9	14	4	5	33	32		65
at Rutgers		29-63	.460	5-19	.263	9-13	.692		14-26-40	19	10	11	3	8	32	40		72
WISCONSIN	Trice, Davison, King, Ford, Reuvers	26-52	.500	10-22	.455	21-26	.808		7-29-36	19	17	9	4	6	43	40		83
MILWAUKEE		22-52	.423	8-17	.471	12-19	.632		6-21-27	22	9	11	2	3	41	23		64
WISCONSIN	Trice, Davison, King, Ford, Reuvers	25-57	.439	11-26	.423	7-9	.778		6-26-32	20	13	9	2	7	38	30		68
at Tennessee		16-46	.348	6-18	.333	10-19	.526		10-27-37	14	12	17	3	5	24	24		48
WISCONSIN	Trice, Davison, King, Ford, Reuvers	24-55	.436	13-31	.419	4-7	.571		5-38-43	14	18	14	7	6	22	43		65
RIDER		15-61	.246	2-14	.143	5-7	.714		8-28-36	16	5	12	1	10	11	26		37
WISCONSIN	Trice, Davison, King, Ford, Reuvers	21-56	.375	6-23	.261	13-16	.813		12-22-34	16	8	10	0	5	29	32		61
at Ohio State		19-47	.404	6-20	.300	13-17	.765		8-24-32	17	8	14	1	4	25	32		57
WISCONSIN	Trice, Davison, King, Ford, Reuvers	23-53	.434	4-15	.267	20-23	.870		10-22-32	16	5	8	6	3	34	36		70
ILLINOIS		28-57	.491	7-16	.438	8-15	.533		8-21-29	22	11	7	2	1	28	43		71
WISCONSIN	Trice, Davison, King, Ford, Reuvers	22-55	.400	6-21	.286	8-14	.571		9-31-40	17	10	9	2	3	31	27		58
at Penn State		17-52	.327	5-21	.238	10-14	.714		6-27-33	14	8	10	5	6	22	27		49

	BADGERS STARTERS	FG-FGA	PCT.	3P-3PA	PCT.	FT-FTA	PCT.	Reb.	O-D-T	PF	A	TO	BK	ST	1st	2nd	OT	Final Score
WISCONSIN	Trice, Davison, King, Ford, Reuvers	22-47	.449	7-21	.333	5-8	.625	4-20-24	13	11	7	2	2	5	30	26		56
MARYLAND		19-47	.404	7-22	.318	9-13	.692	10-25-35	14	7	14	0	2	2	25	29		54
WISCONSIN	Trice, Davison, King, Ford, Reuvers	21-59	.356	4-19	.211	9-11	.818	9-23-32	12	11	9	3	5	5	20	35		55
at Michigan State		27-58	.466	6-16	.375	7-10	.700	10-31-41	13	20	12	2	4	4	35	32		67
WISCONSIN	Trice, Davison, King, Ford, Reuvers	29-63	.460	18-34	.529	6-8	.750	10-30-40	16	23	11	4	5	5	39	43		82
NEBRASKA		26-60	.433	6-22	.273	10-15	.667	8-25-33	13	12	10	3	6	6	38	30		68
WISCONSIN	Trice, Davison, King, Ford, Reuvers	20-46	.435	7-22	.318	4-8	.500	2-14-16	9	12	11	5	3	3	15	36		51
at Purdue		27-60	.450	9-19	.474	7-9	.778	16-26-42	10	15	11	5	8	8	33	37		70
WISCONSIN	Trice, Davison, Ford, Wahl, Reuvers	24-64	.375	8-28	.286	6-11	.545	9-31-40	28	12	9	4	2	2	30	32		62
at Iowa		20-60	.333	3-20	.150	25-32	.781	13-33-46	15	10	9	7	2	2	30	38		68
WISCONSIN	Trice, Pritzl, Ford, Wahl, Reuvers	22-54	.407	8-25	.320	12-15	.800	4-30-34	9	10	10	4	8	8	43	36		64
MICHIGAN STATE		25-63	.397	10-25	.400	3-4	.750	8-29-37	16	14	12	3	5	5	27	21		63
WISCONSIN	Trice, Davison, Ford, Wahl, Reuvers	19-67	.284	7-29	.241	7-11	.636	15-30-45	15	9	7	3	1	1	32	20		52
at Minnesota		25-61	.410	9-22	.409	11-16	.688	10-36-46	15	16	5	5	5	5	45	25		70
WISCONSIN	Trice, Davison, Ford, Reuvers, Potter	24-58	.414	12-32	.375	10-12	.833	12-19-31	16	17	9	5	7	7	38	32		70
OHIO STATE		18-49	.367	6-19	.316	15-16	.938	10-22-32	16	7	14	4	4	5	20	37		57
WISCONSIN	Trice, Davison, Pritzl, Ford, Reuvers	31-63	.492	15-31	.484	4-5	.800	6-33-39	14	19	11	4	4	3	39	42		81
at Nebraska		25-65	.385	8-25	.320	6-12	.500	10-27-37	12	15	10	2	7	7	38	26		64
WISCONSIN	Trice, Davison, Ford, Reuvers, Potter	19-50	.380	12-31	.387	19-20	.950	10-20-30	14	13	9	3	3	3	30	39		69
PURDUE		25-63	.397	7-19	.368	8-10	.800	15-22-37	24	13	9	1	5	5	27	38		65
WISCONSIN	Trice, Davison, Pritzl, Ford, Reuvers	24-50	.480	11-22	.500	20-26	.769	5-25-30	12	13	11	2	2	2	39	40		79
RUTGERS		30-60	.500	4-14	.286	7-10	.700	7-25-32	21	13	10	2	8	8	26	45		71
WISCONSIN	Trice, Davison, Pritzl, Ford, Reuvers	29-54	.537	11-23	.478	12-15	.800	4-25-29	15	10	8	2	1	1	43	38		81
at Michigan		31-60	.517	3-10	.300	9-15	.600	6-23-29	17	8	5	4	5	5	33	41		74
WISCONSIN	Trice, Davison, Pritzl, Ford, Reuvers	23-58	.397	8-24	.333	17-24	.708	9-24-33	19	11	5	5	6	5	31	40		71
MINNESOTA		26-58	.448	4-19	.211	13-23	.565	12-29-41	21	6	9	4	4	1	28	41		69
WISCONSIN	Trice, Davison, Pritzl, Ford, Reuvers	23-59	.390	8-25	.320	9-12	.750	8-33-41	15	8	8	3	2	2	34	29		63
NORTHWESTERN		17-54	.315	3-15	.200	11-15	.733	6-30-36	17	14	11	5	2	2	28	20		48
WISCONSIN	Trice, Davison, Ford, Reuvers, Potter	22-53	.415	9-22	.409	7-10	.700	6-28-34	15	12	10	3	6	6	25	35		60
at Indiana		20-58	.345	6-15	.400	10-15	.667	12-26-38	13	9	7	1	7	1	28	28		56

Individual Highs

WISCONSIN

Points	31, D'Mitrik Trice (MILWAUKEE - 12/21/19)
Field Goals	11, 2x; MR Brad Davison (at Nebraska - 2/15/20)
FG Att.	18, 2x; MR Nate Reuvers (at Minnesota - 2/5/20)
FG Pct.	.875, Brad Davison (McNEESE STATE - 11/13/19)
3-Pt FGs	8, Brad Davison (at Nebraska - 2/15/20)
3-Pt FG Att.	11, Brad Davison (at Nebraska - 2/15/20)
3-Pt FG Pct.	.833 (5-6), 4x; MR D'Mitrik Trice (at Michigan - 2/27/20)
FTs Made	10, Nate Reuvers (at Ohio State - 1/3/20)
FT Att.	12, Nate Reuvers (at Ohio State - 1/3/20)
FT Pct.	1.000 (8-8), 3x; MR Brevin Pritzl (PURDUE - 2/18/20)
Rebounds	15, Micah Potter (at Minnesota - 2/5/20)
Assists	9, D'Mitrik Trice (RUTGERS - 2/23/20)
Steals	4, Brad Davison (McNEESE STATE - 11/13/19)
Blocks	9, Nate Reuvers (EASTERN ILLINOIS - 11/8/19)
Turnovers	5, 2x; MR Nate Reuvers (vs. New Mexico - 11/26/19)
Minutes	42, Nate Reuvers (vs. Saint Mary's - 11/5/19)

OPPONENTS

Points	32, Xavier Simpson (at Michigan - 2/27/20)
Field Goals	14, Xavier Simpson (at Michigan - 2/27/20)
FG Att.	24, Jordan Ford (vs. Saint Mary's - 11/5/19)
FG Pct.	1.000 (5-5), 2x; MR Gabe Brown (at Michigan St. - 1/17/20)
3-Pt FGs	5, Payton Willis (at Minnesota - 2/5/20)
3-Pt FG Att.	10, 2x; MR Rocket Watts (MICHIGAN STATE -2/1/20)
3-Pt FG Pct.	1.000 (4-4) Koby McEwen (MARQUETTE - 11/17/19)
FTs Made	9, Luka Garza (at Iowa - 1/27/20)
FT Att.	13, Luka Garza (at Iowa - 1/27/20)
FT Pct.	1.000 (8-8), Aljami Durham (INDIANA - 12/7/19)
Rebounds	19, Jordan Murphy (at Minnesota - 2/6/19)
Assists	18, Luke Garza (at Iowa - 1/27/20)
Steals	3, 6x; MR Montez Mathis (RUTGERS - 2/23/20)
Blocks	4, Daniel Oturu (at Minnesota - 2/5/20)
Turnovers	6, A.J. Lawson (McNEESE STATE - 11/13/19)
Minutes	45, Jordan Ford (vs. Saint Mary's - 11/5/19)

UW record when...

	2019-20	Gard Era
Ahead at the half	20-2	79-10
Behind at the half	1-7	19-42
Tied at the half	0-1	2-5
FG% of .450 or more	8-1	59-10
FG% less than .450	13-9	41-47
Better FG% than opp.	17-3	86-13
Worse FG% than opp.	4-7	15-43
Same FG% as opp.	0-0	0-1
Opp. FG% less than 45%	17-4	79-23
3FG% of 40% or more	11-0	47-7
3FG% less than 40%	10-9	53-49
Try more than 20 3FGs	19-7	54-30
Try 20 or fewer 3FGs	2-3	46-27
Make at least 70% FT	20-3	56-21
Try at least 20 FTs	6-2	44-13
Try fewer than 20 FTs	15-8	55-43
Out-rebound opponent	12-3	63-17
Tied or out-rebounded	9-7	37-40
Same or fewer TOs than opp.	14-4	73-32
More TOs than opp.	7-6	27-25
Commit fewer than 12 TOs	18-6	72-31
Commit 12 or more TOs	3-4	28-25
Score fewer than 50 pts.	0-0	1-2
Score 50-59 points	2-6	6-27
Score 60-69 points	8-3	32-17
Score 70-79 points	4-1	35-8
Score 80-89 points	7-0	20-3
Score 90 or more pts.	0-0	6-0
Allow fewer than 50 pts.	4-0	16-1
Allow 50-59 pts.	5-1	30-6
Allow 60-69 pts.	9-5	41-22
Allow 70-79 pts.	3-4	11-17
Allow 80-89 pts.	0-0	2-10
Allow 90 or more pts.	0-0	0-1
Overtime	0-1	6-5
vs. AP Top 25 opponents	5-3	18-25
vs. AP Top 25 opp. at home	2-0	9-6
Home games	15-1	60-15
Road games	6-6	27-28
Neutral site games	0-3	13-14
Day games	9-0	34-16
Night games	12-10	66-41

GAMES DECIDED BY...

3 points or less	3-2	12-9
4-5 points	3-0	15-11
6-10 points	3-4	21-16
11-19 points	8-4	27-17
20 or more points	4-0	26-2

TELEVISED GAMES...

CBS	2-0	9-7
CBS Sports Network	0-0	0-1
FOX	1-0	1-3
FS1	2-2	8-9
ESPN	2-0	13-9
ESPN2	2-3	9-10
ESPNU	0-1	1-2
ESPN+	0-0	3-1
Big Ten Network	11-4	49-12
BTN Plus	1-0	2-0
TBS	0-0	0-3
TNT	0-0	2-0

ALL-TIME RESULTS



YEAR-BY-YEAR RECORDS

Year	Overall			Big Ten			Pl.	Home	Away	Neut.	Head Coach
	W	L	Pct.	W	L	Pct.					
1898-99	0	3	.000	--	--	--	--	0-0	0-3	0-0	James Elsom
1899-00	1	1	.500	--	--	--	--	0-0	1-1	0-0	James Elsom
1900-01	1	1	.500	--	--	--	--	0-0	1-1	0-0	James Elsom
1901-02	7	3	.700	--	--	--	--	0-0	7-2	0-1	James Elsom
1902-03	5	2	.714	--	--	--	--	0-0	5-2	0-0	James Elsom
1903-04	11	4	.733	--	--	--	--	2-0	9-4	0-0	James Elsom
1904-05	10	8	.556	--	--	--	--	1-0	9-8	0-0	Emmett Angell
1905-06	12	2	.857	6	2	.750	2	6-0	6-2	0-0	Emmett Angell
1906-07	11	3	.786	6	2	.750	1t	7-1	4-2	0-0	Emmett Angell
1907-08	10	2	.833	7	1	.875	1t	7-1	3-1	0-0	Emmett Angell
1908-09	8	4	.667	5	4	.556	3	7-1	1-3	0-0	Haskell Noyes
1909-10	9	5	.643	7	5	.583	3	8-0	1-5	0-0	Haskell Noyes
1910-11	9	6	.600	6	6	.500	5	8-1	1-5	0-0	Haskell Noyes
1911-12	15	0	1.000	12	0	1.000	1	8-0	7-0	0-0	Walter Meanwell
1912-13	14	1	.933	11	1	.917	1	9-0	5-1	0-0	Walter Meanwell
1913-14	15	0	1.000	12	0	1.000	1	9-0	6-0	0-0	Walter Meanwell
1914-15	13	4	.765	8	4	.667	3	9-2	4-2	0-0	Walter Meanwell
1915-16	20	1	.952	11	1	.917	1	10-0	10-1	0-0	Walter Meanwell
1916-17	15	3	.833	9	3	.750	4	9-1	6-2	0-0	Walter Meanwell
1917-18	14	3	.824	9	3	.750	1	9-1	5-2	0-0	Guy Lowman
1918-19	5	11	.313	3	9	.250	10	1-6	4-5	0-0	Guy Lowman
1919-20	15	5	.750	7	5	.583	5	9-1	6-4	0-0	Guy Lowman
1920-21	13	4	.765	8	4	.667	1t	9-0	4-4	0-0	Walter Meanwell
1921-22	14	5	.737	8	4	.667	2t	8-3	6-2	0-0	Walter Meanwell
1922-23	12	3	.800	11	1	.917	1t	7-2	5-1	0-0	Walter Meanwell
1923-24*	11	5	.688	8	4	.667	1t	8-1	3-4	0-0	Walter Meanwell
1924-25	6	11	.353	3	9	.250	9	5-6	1-5	0-0	Walter Meanwell
1925-26	8	9	.471	4	8	.333	8t	6-4	2-5	0-0	Walter Meanwell
1926-27	10	7	.588	7	5	.583	4t	6-3	3-4	1-0	Walter Meanwell
1927-28	13	4	.765	9	3	.750	3t	9-2	4-2	0-0	Walter Meanwell
1928-29	15	2	.882	10	2	.833	1t	9-1	5-1	1-0	Walter Meanwell
1929-30	15	2	.882	8	2	.800	2	12-0	3-2	0-0	Walter Meanwell
1930-31	8	9	.471	4	8	.333	7t	7-3	1-6	0-0	Walter Meanwell
1931-32	8	10	.400	3	9	.250	8t	7-4	1-6	0-0	Walter Meanwell
1932-33	7	13	.350	4	8	.333	8	4-6	3-7	0-0	Walter Meanwell
1933-34	14	6	.700	8	4	.667	2t	10-2	4-4	0-0	Walter Meanwell
1934-35	15	5	.750	9	3	.750	1t	11-2	4-3	0-0	Harold Foster
1935-36	11	9	.550	4	8	.333	8	9-3	2-6	0-0	Harold Foster
1936-37	8	12	.400	3	9	.250	8t	7-4	1-8	0-0	Harold Foster
1937-38	10	10	.500	5	7	.417	7	8-3	2-7	0-0	Harold Foster
1938-39	10	10	.500	4	8	.333	7	8-3	2-7	0-0	Harold Foster
1939-40	5	15	.250	3	9	.250	9	4-6	1-8	0-1	Harold Foster
1940-41	20	3	.870	11	1	.917	1	11-1	6-2	3-0	Harold Foster
1941-42	14	7	.667	10	5	.667	2t	9-2	5-4	0-1	Harold Foster
1942-43	12	9	.571	6	6	.500	4t	7-4	4-5	1-0	Harold Foster
1943-44	12	9	.571	9	3	.750	2t	5-5	6-4	1-0	Harold Foster
1944-45	10	11	.476	4	8	.333	6t	6-5	3-6	1-0	Harold Foster
1945-46	4	17	.190	1	11	.083	9	4-7	0-10	0-0	Harold Foster
1946-47	16	6	.727	9	3	.750	1	9-2	6-4	1-0	Harold Foster
1947-48	12	8	.600	7	5	.583	3t	9-1	3-7	0-0	Harold Foster
1948-49	12	10	.545	5	7	.417	7	9-3	3-7	0-0	Harold Foster
1949-50	17	5	.773	9	3	.750	2	10-1	6-4	1-0	Harold Foster
1950-51	10	12	.455	7	7	.500	4t	6-5	4-7	0-0	Harold Foster
1951-52	10	12	.455	5	9	.357	7	6-5	3-6	1-1	Harold Foster
1952-53	13	9	.591	10	8	.556	5	9-2	4-6	0-1	Harold Foster
1953-54	12	10	.545	6	8	.429	5t	7-4	5-6	0-0	Harold Foster
1954-55	10	12	.455	5	9	.357	6t	6-5	4-7	0-0	Harold Foster
1955-56	6	16	.273	4	10	.286	8t	3-8	3-8	0-0	Harold Foster
1956-57	5	17	.227	3	11	.214	9	4-7	1-10	0-0	Harold Foster
1957-58	8	14	.364	3	11	.214	10	5-6	3-7	0-1	Harold Foster
1958-59	3	19	.136	1	13	.071	10	3-8	0-10	0-1	Harold Foster

* 1924 season includes one tie game

Year	Overall			Big Ten			Pl.	Home	Away	Neut.	Head Coach
	W	L	Pct.	W	L	Pct.					
1959-60	8	16	.333	4	10	.286	9	5-7	2-9	1-0	John Erickson
1960-61	7	17	.292	4	10	.286	8	6-4	1-11	0-2	John Erickson
1961-62	17	7	.708	10	4	.714	2	10-3	5-3	2-1	John Erickson
1962-63	14	10	.583	7	7	.500	6	8-5	5-5	1-0	John Erickson
1963-64	8	16	.333	2	12	.143	10	5-6	1-9	2-1	John Erickson
1964-65	9	13	.409	4	10	.286	8	5-5	3-7	1-1	John Erickson
1965-66	11	13	.458	6	8	.429	7	9-3	2-8	0-2	John Erickson
1966-67	13	11	.542	8	8	.500	4	7-4	2-6	4-1	John Erickson
1967-68	13	11	.542	7	7	.500	5	9-2	3-7	1-2	John Erickson
1968-69	11	13	.458	5	9	.357	8t	8-3	1-10	2-0	John Powless
1969-70	10	14	.417	5	9	.357	6t	6-6	3-8	1-0	John Powless
1970-71	9	15	.375	4	10	.286	7t	7-5	1-10	1-0	John Powless
1971-72	13	11	.542	6	8	.429	5t	9-3	3-7	1-1	John Powless
1972-73	11	13	.458	5	9	.357	9	8-3	2-10	1-0	John Powless
1973-74	16	8	.667	8	6	.571	4t	11-2	4-6	1-0	John Powless
1974-75	8	18	.308	5	13	.278	8	8-7	0-9	0-2	John Powless
1975-76	10	16	.385	4	14	.222	9	7-7	2-9	1-0	John Powless
1976-77	11	16	.407	7	11	.389	7t	8-5	2-11	1-0	Bill Cofield
1977-78	8	19	.296	4	14	.222	9t	7-7	1-12	0-0	Bill Cofield
1978-79	12	15	.444	6	12	.333	8t	9-5	3-9	0-1	Bill Cofield
1979-80	15	14	.517	7	11	.389	8	11-4	2-9	2-1	Bill Cofield
1980-81	11	16	.407	5	13	.278	9	9-6	2-9	0-1	Bill Cofield
1981-82	6	21	.222	3	15	.167	10	4-9	2-9	0-3	Bill Cofield
1982-83	8	20	.286	3	15	.167	10	7-8	0-11	1-1	Steve Yoder
1983-84	8	20	.286	4	14	.222	10	6-7	1-12	1-1	Steve Yoder
1984-85	14	14	.500	5	13	.278	9	10-5	2-9	2-0	Steve Yoder
1985-86	12	16	.429	4	14	.222	9	8-7	4-7	0-2	Steve Yoder
1986-87	14	17	.452	4	14	.222	8	8-7	4-9	2-1	Steve Yoder
1987-88	12	16	.429	6	12	.333	7	8-6	3-10	4-0	Steve Yoder
1988-89	18	12	.600	8	10	.444	6t	14-3	3-9	1-0	Steve Yoder
1989-90	14	17	.452	4	14	.222	8t	8-6	2-9	4-2	Steve Yoder
1990-91	15	15	.500	8	10	.444	7	11-6	4-9	0-0	Steve Yoder
1991-92	13	18	.419	4	14	.222	9	11-6	1-10	1-2	Steve Yoder
1992-93	14	14	.500	7	11	.389	8t	11-6	3-8	0-0	Stu Jackson
1993-94	18	11	.621	8	10	.444	7	14-2	3-8	1-1	Stu Jackson
1994-95	13	14	.481	7	11	.389	9	11-4	2-10	0-0	Stan Van Gundy
1995-96	18	14	.563	9	9	.500	8	14-4	3-8	1-2	Dick Bennett
1996-97	18	10	.643	11	7	.611	4t	12-2	5-7	1-1	Dick Bennett
1997-98	12	19	.387	3	13	.188	9t	7-8	2-9	3-2	Dick Bennett
1998-99	22	10	.688	9	7	.563	3t	11-2	8-5	3-3	Dick Bennett
1999-00	22	14	.611	8	8	.500	6	11-3	4-9	7-2	Dick Bennett
2000-01	18	11	.621	9	7	.563	5	12-2	5-7	1-2	Brad Soderberg
2001-02	19	13	.594	11	5	.688	1t	12-1	6-8	1-4	Bo Ryan
2002-03	24	8	.750	12	4	.750	1	16-1	6-5	2-2	Bo Ryan
2003-04	25	7	.781	12	4	.750	2t	15-0	5-6	5-1	Bo Ryan
2004-05	25	9	.735	11	5	.688	3	15-1	5-6	5-2	Bo Ryan
2005-06	19	12	.613	9	7	.563	4t	14-2	2-8	3-2	Bo Ryan
2006-07	30	6	.833	13	3	.813	2	19-0	7-3	4-3	Bo Ryan
2007-08	31	5	.861	16	2	.888	1	16-2	10-2	5-1	Bo Ryan
2008-09	20	13	.606	10	8	.556	4t	13-3	4-7	3-3	Bo Ryan
2009-10	24	9	.727	13	5	.722	4	16-1	5-5	3-3	Bo Ryan
2010-11	25	9	.735	13	5	.722	3	16-0	5-6	4-3	Bo Ryan
2011-12	26	10	.722	12	6	.667	4	14-4	7-4	5-2	Bo Ryan
2012-13	23	12	.658	12	6	.667	4	15-3	5-6	3-3	Bo Ryan
2013-14	30	8	.789	12	6	.667	2t	14-3	8-3	8-2	Bo Ryan
2014-15	36	4	.900	16	2	.889	1	15-1	10-2	11-1	Bo Ryan
2015-16	22	13	.629	12	6	.667	3t	13-5	6-5	3-3	Greg Gard
2016-17	27	9	.750	12	6	.667	2t	15-2	5-5	7-3	Greg Gard
2017-18	15	18	.455	7	11	.389	9	11-7	3-8	1-3	Greg Gard
2018-19	23	11	.676	14	6	.700	4	12-3	8-5	3-3	Greg Gard
2019-20	21	10	.677	14	6	.700	1t	15-1	6-6	0-3	Greg Gard
TOTAL	1638	1220	.573	835	845	.497					

Year-by-Year Statistics

Year	G	FG	FGA	PCT	3P	3PA	PCT	FT	FTA	PCT	REB	AVG	A	TO	BK	ST	PTS	AVG
1946-47	22	453	1590	.285	--	--	--	322	522	.617	--	--	--	--	--	--	1228	55.8
Opp.	22	445	1796	.248	--	--	--	276	481	.574	--	--	--	--	--	--	1166	53.0
1947-48	20	375	1407	.267	--	--	--	297	460	.646	--	--	--	--	--	--	1047	52.4
Opp.	20	404	1461	.277	--	--	--	260	430	.605	--	--	--	--	--	--	1068	53.4
1948-49	22	417	1499	.278	--	--	--	352	575	.612	--	--	--	--	--	--	1186	53.9
Opp.	Records Incomplete																	
1949-50	22	476	1631	.292	--	--	--	326	565	.577	--	--	--	--	--	--	1278	58.1
Opp.	22	463	1677	.276	--	--	--	231	393	.588	--	--	--	--	--	--	1157	52.6
1950-51	22	456	1502	.304	--	--	--	338	561	.603	1099	49.9	306	--	--	--	1250	56.8
Opp.	22	498	1710	.291	--	--	--	256	429	.598	--	--	--	--	--	--	1252	56.9
1951-52	22	450	1518	.296	--	--	--	380	574	.662	930	42.3	267	--	--	--	1280	58.1
Opp.	22	519	1595	.326	--	--	--	312	480	.650	919	41.8	247	--	--	--	1310	59.6
1952-53	22	486	1497	.326	--	--	--	473	717	.660	--	--	--	--	--	--	1447	65.8
Opp.	22	469	1562	.300	--	--	--	413	659	.627	--	--	--	--	--	--	1361	61.9
1953-54	22	504	1409	.358	--	--	--	486	695	.699	745	33.9	--	--	--	--	1494	67.9
Opp.	22	469	1522	.309	--	--	--	455	716	.635	--	--	--	--	--	--	1393	63.3
1954-55	22	541	1463	.370	--	--	--	495	693	.714	793	36.1	--	--	--	--	1577	71.7
Opp.	22	574	1492	.385	--	--	--	450	647	.695	737	33.5	--	--	--	--	1598	72.6
1955-56	22	550	1500	.367	--	--	--	430	653	.659	973	44.2	--	--	--	--	1530	69.5
Opp.	22	570	1505	.379	--	--	--	455	678	.671	928	42.2	--	--	--	--	1595	72.5
1956-57	22	510	1491	.342	--	--	--	296	501	.591	862	39.2	--	--	--	--	1316	59.8
Opp.	22	563	1526	.369	--	--	--	385	580	.664	982	44.6	--	--	--	--	1511	68.7
1957-58	22	555	1551	.358	--	--	--	272	434	.627	842	38.3	--	--	--	--	1382	62.8
Opp.	22	579	1600	.362	--	--	--	369	546	.676	957	43.5	--	--	--	--	1527	69.4
1958-59	22	523	1526	.343	--	--	--	330	579	.569	935	42.5	--	--	--	--	1376	62.6
Opp.	22	700	1637	.428	--	--	--	343	518	.662	1187	53.9	--	--	--	--	1743	79.2
1959-60	24	710	1723	.412	--	--	--	323	500	.646	1031	42.9	--	--	--	--	1743	72.6
Opp.	24	781	1810	.431	--	--	--	375	577	.649	1149	47.9	--	--	--	--	1935	80.6
1960-61	24	679	1753	.387	--	--	--	338	538	.628	1122	46.8	--	--	--	--	1696	70.7
Opp.	24	702	1727	.407	--	--	--	396	599	.661	1104	46.0	--	--	--	--	1800	75.0
1961-62	24	793	1812	.437	--	--	--	446	666	.670	1177	49.1	--	--	--	--	2032	84.7
Opp.	24	745	1801	.414	--	--	--	421	609	.692	1096	45.7	--	--	--	--	1911	79.6
1962-63	24	727	1652	.440	--	--	--	348	526	.662	1196	49.8	--	--	--	--	1802	75.1
Opp.	24	694	1805	.385	--	--	--	336	514	.654	1064	44.3	--	--	--	--	1720	71.7
1963-64	24	780	1915	.407	--	--	--	407	612	.665	1173	48.9	--	--	--	--	1967	81.9
Opp.	24	832	1839	.452	--	--	--	418	606	.690	1297	54.1	--	--	--	--	2082	86.8

Year	G	FG	FGA	PCT	3P	3PA	PCT	FT	FTA	PCT	REB	AVG	A	TO	BK	ST	PTS	AVG
1964-65	22	680	1587	.429	--	--	--	343	536	.640	969	44.1	--	--	--	--	1703	77.4
Opp.	22	673	1580	.426	--	--	--	410	565	.726	1082	49.2	--	--	--	--	1756	79.8
1965-66	24	725	1665	.435	--	--	--	398	588	.676	1075	44.8	--	--	--	--	1848	77.0
Opp.	24	745	1790	.416	--	--	--	426	599	.724	1152	48.0	--	--	--	--	1916	79.5
1966-67	24	753	1738	.433	--	--	--	457	658	.695	1207	50.3	--	--	--	--	1963	81.8
Opp.	24	772	1810	.427	--	--	--	415	638	.651	1217	50.7	--	--	--	--	1959	81.6
1967-68	24	750	1687	.445	--	--	--	422	632	.668	1136	47.3	--	--	--	--	1922	80.1
Opp.	24	732	1702	.430	--	--	--	411	563	.730	1085	45.2	--	--	--	--	1875	78.1
1968-69	24	633	1591	.398	--	--	--	424	617	.687	1091	45.5	--	--	--	--	1690	70.4
Opp.	24	608	1461	.416	--	--	--	476	688	.692	1079	44.9	--	--	--	--	1692	70.5
1969-70	24	707	1672	.423	--	--	--	429	609	.704	1142	47.6	--	--	--	--	1843	76.8
Opp.	24	727	1669	.436	--	--	--	483	687	.703	1118	46.6	--	--	--	--	1937	80.7
1970-71	24	792	1831	.433	--	--	--	463	658	.704	1268	52.8	--	--	--	--	2047	86.3
Opp.	24	805	1820	.442	--	--	--	417	600	.695	1164	48.5	--	--	--	--	2027	84.5
1971-72	24	747	1714	.436	--	--	--	427	613	.697	1160	48.3	--	--	--	--	1921	80.0
Opp.	24	664	1514	.439	--	--	--	446	685	.651	1082	45.1	--	--	--	--	1774	73.9
1972-73	24	740	1725	.429	--	--	--	326	487	.669	1245	51.9	--	--	--	--	1806	75.3
Opp.	24	732	1809	.405	--	--	--	332	494	.672	1140	47.5	--	--	--	--	1796	74.8
1973-74	24	766	1680	.456	--	--	--	295	422	.699	1169	48.7	378	--	--	--	1827	76.1
Opp.	24	653	1574	.415	--	--	--	270	391	.690	914	38.0	277	--	--	--	1576	65.7
1974-75	26	759	1818	.417	--	--	--	335	482	.695	1104	42.5	430	--	--	--	1853	71.3
Opp.	26	814	1711	.476	--	--	--	398	557	.715	1158	44.5	515	--	--	--	2026	77.9
1975-76	26	783	1808	.433	--	--	--	431	600	.718	1131	43.5	448	--	--	--	1997	76.8
Opp.	26	836	1825	.458	--	--	--	467	656	.712	1241	47.7	488	--	--	--	2139	82.3
1976-77	27	737	1738	.424	--	--	--	387	572	.677	1132	41.9	338	--	--	--	1861	68.9
Opp.	27	800	1758	.455	--	--	--	398	561	.709	1100	40.7	405	--	--	--	1998	74.0
1977-78	27	758	1735	.437	--	--	--	397	592	.671	1075	39.8	340	494	59	155	1913	70.9
Opp.	27	794	1618	.491	--	--	--	451	627	.719	1009	37.4	381	511	94	129	2039	75.5
1978-79	27	760	1728	.440	--	--	--	363	545	.666	1048	38.8	377	495	66	203	1883	69.7
Opp.	27	776	1604	.484	--	--	--	433	603	.718	993	36.8	427	528	112	147	1985	73.5
1979-80	29	783	1666	.470	--	--	--	457	638	.716	1062	36.6	380	513	65	151	2023	69.8
Opp.	29	749	1620	.462	--	--	--	413	578	.715	923	31.8	335	510	93	164	1911	65.9
1980-81	27	690	1498	.461	--	--	--	376	558	.667	898	32.9	339	455	64	151	1756	65.5
Opp.	27	718	1446	.498	--	--	--	410	587	.700	882	32.7	330	462	58	185	1846	68.9
1981-82	27	721	1664	.433	--	--	--	293	426	.688	911	33.8	351	450	83	154	1735	64.3
Opp.	27	768	1502	.511	--	--	--	452	645	.701	984	36.4	379	472	78	153	1988	73.7
1982-83	28	739	1678	.440	22	68	.324	314	433	.725	901	32.2	351	409	91	160	1813	64.8
Opp.	28	771	1571	.491	30	68	.441	421	593	.710	1025	36.6	381	451	112	157	1994	71.2
1983-84	28	743	1579	.471	--	--	--	413	545	.758	833	29.8	403	379	45	146	1899	66.0
Opp.	28	791	1447	.547	--	--	--	417	590	.707	855	30.5	459	433	77	178	1999	71.4

Year	G	FG	FGA	PCT	3P	3PA	PCT	FT	FTA	PCT	REB	AVG	A	TO	BK	ST	PTS	AVG
1984-85	28	803	1446	.488	--	--	--	361	496	.728	900	32.1	456	374	61	149	1967	70.3
Opp.	28	807	1459	.486	--	--	--	399	555	.719	965	34.5	426	392	60	162	2013	71.9
1985-86	28	814	1486	.483	--	--	--	368	502	.733	892	31.9	442	382	51	181	1996	71.3
Opp.	28	846	1437	.517	--	--	--	399	541	.738	947	33.8	412	418	74	169	2091	74.7
1986-87	31	813	1496	.479	160	358	.447	407	596	.683	982	31.7	506	482	83	185	2193	70.7
Opp.	31	846	1793	.472	87	233	.373	434	636	.682	1087	35.1	479	451	84	234	2213	71.4
1987-88	28	710	1539	.461	126	292	.432	387	569	.680	841	30.0	442	429	68	196	1933	69.0
Opp.	28	784	1585	.495	108	264	.409	408	560	.729	968	34.6	462	461	84	199	2084	74.4
1988-89	30	774	1546	.501	146	326	.448	406	606	.670	859	28.6	450	401	86	220	2100	70.0
Opp.	30	699	1503	.465	105	267	.393	438	606	.723	885	29.5	367	470	71	162	1941	64.7
1989-90	31	744	1558	.478	121	311	.408	416	642	.648	933	30.1	445	450	78	195	2031	65.5
Opp.	31	721	1591	.453	117	313	.374	445	622	.715	951	30.7	363	440	59	189	2004	64.6
1990-91	30	743	1476	.503	186	450	.413	451	661	.682	900	30.0	469	482	96	160	2123	70.8
Opp.	30	801	1701	.471	134	370	.362	358	517	.693	893	29.8	410	386	62	221	2094	69.8
1991-92	31	792	1689	.469	179	420	.426	463	682	.679	966	31.2	416	456	153	208	2226	71.8
Opp.	31	790	1697	.466	124	327	.379	503	689	.730	1036	33.4	417	493	101	217	2207	71.2
1992-93	28	793	1754	.452	219	570	.384	341	519	.676	910	32.5	408	414	90	214	2156	77.0
Opp.	28	755	1599	.472	104	315	.330	504	681	.740	1043	37.3	375	506	89	194	2118	75.6
1993-94	29	816	1755	.465	225	609	.369	402	599	.671	1090	37.6	472	449	135	201	2259	77.9
Opp.	29	736	1754	.420	156	466	.335	471	667	.706	1055	36.4	383	442	83	241	2099	72.4
1994-95	27	672	1411	.417	186	561	.332	440	687	.640	1062	39.3	343	448	103	172	1970	73.0
Opp.	27	661	1412	.410	140	441	.317	472	696	.678	1061	39.3	328	428	86	181	1934	71.6
1995-96	32	726	1672	.434	189	551	.343	473	680	.696	1071	33.5	415	486	91	201	2114	66.1
Opp.	32	733	1704	.430	199	564	.353	408	610	.669	1051	32.8	408	488	118	225	2073	64.8
1996-97	28	570	1391	.410	137	406	.337	377	569	.663	951	34.0	332	422	97	187	1654	59.1
Opp.	28	502	1329	.378	128	408	.314	416	612	.680	885	31.6	236	437	73	195	1548	55.3
1997-98	31	644	1579	.408	130	438	.297	459	652	.704	996	32.1	348	431	95	189	1877	60.5
Opp.	31	643	1513	.425	197	553	.356	457	689	.663	1034	33.4	354	482	98	186	1940	62.6
1998-99	32	685	1573	.435	204	572	.357	413	558	.740	948	29.6	433	377	78	224	1967	62.1
Opp.	32	613	1504	.408	161	487	.331	379	564	.672	993	31.0	313	486	88	159	1766	55.2
1999-00	36	765	1793	.427	207	602	.344	420	617	.681	1107	30.8	478	408	102	236	2157	59.9
Opp.	36	683	1720	.397	189	551	.343	452	652	.693	1173	32.6	361	513	98	177	2007	55.8
2000-01	29	575	1349	.426	174	477	.365	399	568	.702	869	30.0	358	337	68	172	1723	59.4
Opp.	29	560	1364	.411	158	485	.326	363	514	.706	858	29.6	286	367	89	138	1641	56.6
2001-02	32	731	1675	.436	211	593	.356	471	655	.719	1032	32.2	407	414	60	188	2144	67.0
Opp.	32	778	1707	.456	192	551	.348	353	515	.685	1038	32.4	398	436	98	209	2101	65.7
2002-03	32	798	1723	.463	201	563	.357	453	619	.732	1045	32.7	423	334	88	221	2250	70.3
Opp.	32	723	1675	.432	158	473	.334	295	410	.720	984	30.8	354	440	84	150	1899	59.3
2003-04	32	754	1687	.447	190	564	.337	492	684	.719	1049	32.8	425	320	90	220	2190	68.4
Opp.	32	671	1594	.421	144	433	.333	337	483	.698	967	30.2	320	452	90	165	1823	57.0

Year	G	FG	FGA	PCT	3P	3PA	PCT	FT	FTA	PCT	REB	AVG	A	TO	BK	ST	PTS	AVG
2004-05	34	788	1789	.440	250	640	.391	464	685	.677	1176	34.6	444	389	62	179	2290	67.4
Opp.	34	767	1805	.425	172	575	.299	341	504	.677	1054	31.0	397	404	99	190	2047	60.2
2005-06	31	776	1796	.432	199	573	.347	454	684	.664	1124	26.3	421	359	104	165	2205	71.1
Opp.	31	737	1727	.427	182	535	.340	379	542	.699	1070	34.5	363	422	87	191	2035	65.6
2006-07	36	867	1886	.460	210	597	.352	583	848	.688	1258	34.9	494	407	116	207	2527	70.2
Opp.	36	768	1875	.410	201	584	.344	346	526	.658	1094	30.4	378	514	104	200	2083	57.9
2007-08	36	841	1872	.449	212	596	.356	527	747	.705	1292	35.9	455	438	120	221	2421	67.2
Opp.	36	719	1879	.383	194	620	.313	326	477	.683	1088	30.2	360	491	102	226	1958	54.4
2008-09	33	735	1686	.436	213	592	.360	423	583	.726	1020	30.9	393	330	86	163	2106	63.8
Opp.	33	700	1593	.439	158	486	.325	390	543	.718	941	28.5	343	386	81	143	1948	59.0
2009-10	33	776	1750	.443	246	690	.357	416	568	.732	1056	32.0	412	289	113	187	2214	67.1
Opp.	33	673	1586	.424	138	402	.343	394	572	.689	1002	30.4	314	396	74	148	1878	56.9
2010-11	34	798	1808	.441	278	744	.374	436	533	.818	1088	32.0	442	258	105	121	2310	67.9
Opp.	34	705	1647	.428	179	484	.370	403	542	.744	968	28.5	325	329	61	133	1992	58.6
2011-12	36	797	1875	.425	285	775	.368	425	575	.739	1207	33.5	428	320	126	181	2304	64.0
Opp.	36	708	1819	.389	129	439	.294	370	542	.683	1123	31.2	286	388	84	154	1915	53.2
2012-13	35	823	1959	.420	259	784	.330	369	582	.634	1287	36.8	465	342	153	200	2274	65.0
Opp.	35	744	1890	.394	136	470	.289	334	485	.689	1163	33.2	300	392	85	198	1958	55.9
2013-14	38	927	2018	.459	297	790	.376	642	861	.746	1266	33.3	468	307	127	183	2793	73.5
Opp.	38	915	2134	.429	184	540	.341	418	579	.722	1212	31.9	364	370	105	161	2432	64.0
2014-15	40	1014	2115	.479	288	790	.365	584	765	.763	1338	33.5	504	296	127	174	2900	72.5
Opp.	40	896	2092	.428	202	538	.375	333	469	.710	1106	27.7	359	378	84	163	2327	58.2
2015-16	35	816	1917	.426	229	656	.349	512	728	.703	1228	35.1	400	386	114	205	2373	67.8
Opp.	35	794	1862	.426	201	539	.373	444	626	.709	1121	32.0	371	419	116	190	2233	63.8
2016-17	37	971	2136	.455	283	789	.359	453	703	.644	1376	37.2	503	411	131	250	2678	72.4
Opp.	37	822	1993	.412	251	667	.376	413	559	.739	1144	30.9	376	472	115	197	2308	62.4
2017-18	33	793	1770	.448	216	644	.335	404	578	.699	1008	30.5	411	353	117	180	2206	66.8
Opp.	33	798	1740	.459	185	528	.350	396	526	.753	1023	31.0	378	386	122	175	2177	66.0
2018-19	34	874	1945	.449	241	672	.359	344	531	.648	1197	35.2	430	328	140	177	2333	68.6
Opp.	34	774	1950	.397	215	682	.315	336	503	.668	1206	35.5	352	386	138	176	2099	61.7
2019-20	31	730	1718	.425	269	764	.352	353	462	.764	1051	33.9	373	309	114	138	2082	67.2
Opp.	31	717	1747	.410	188	568	.331	305	442	.690	1070	34.5	343	339	92	154	1927	62.2

122 Years of Wisconsin Basketball

The Wisconsin men's basketball program begins its 123rd season in 2020-21. Following is a chronological list of highlights from the first 122 years of UW basketball.

1890-1899

February, 1898 – Six years after the advent of the new sport of basketball, Bob Burdick, John Mapel, Carl Sillman, Paul Stover and Captain Walter Hirschberg make up the first Wisconsin Badger basketball team. Dr. J.C. Elsom is the first UW coach.

January 21, 1899 – Wisconsin plays its first-ever game and falls to the Milwaukee Normal Alumni, 25-15, in Milwaukee.

March 4, 1899 – The Badgers play their first home game at the Red Gym (link to Red Gym). The Milwaukee Normal Alumni edge Wisconsin, 13-10, and the Badgers finish their first season 0-3.

1900-1909

February 15, 1900 – The Wisconsin men's basketball team defeats Wayland Academy, 25-15, for the first victory in school history.

March, 1902 – After completing a 10-game schedule (all on the road), the Badgers finish the year with a 7-3 record, their first winning season.

December 2, 1904 – Emmett Angell coaches the Badgers for the first time and watches his team rout Sparta's Company C, 75-10. Christian Steinmetz scores 50 points in the victory to set a pre-modern, single-game scoring mark.

January, 1905 – The Badgers make their first road trip to the East and come home with a 2-6 mark after games in New Jersey, New York, Pennsylvania and Ohio.

Spring, 1905 – Christian Steinmetz finishes the season with 462 points, setting a Wisconsin season scoring mark that would stand for 61 years. Steinmetz is later named the Badgers' first All-American.

March 15, 1907 – Wisconsin defeats Purdue, 37-10, to secure an 11-3 record and a 6-2 mark in the Big Ten, earning the school's first Big Ten championship. The Badgers would share the title with both Chicago and Minnesota.

March 9, 1908 – The Badgers claim back-to-back Big Ten championships with a 27-14 win over Illinois, sharing the conference title with Chicago for the second consecutive season. Wisconsin finished 10-2 overall, including a 7-1 record in Big Ten play. Three days later on March 12, UW would lose to Chicago, 18-16, in a Big Ten title playoff game held in Madison.

December 19, 1908 – Wisconsin's third head coach, Haskell Noyes, watches his team dismantle Lawrence 53-13 in his first game at the helm. Noyes guided the Badgers to a 23-2 home-court record during his tenure.

1910-1919

December 9, 1911 – Wisconsin's fourth head coach Walter Meanwell coaches his first game at UW, a 31-18 win over Beloit.

March 16, 1912 – First-year coach Walter Meanwell, known as the "Little Doctor," guides the Badgers to a 32-21 win over Indiana, capping a perfect 12-0 Big Ten season and earning the school's third conference title. Wisconsin would share the championship with Purdue (10-0). The win over Indiana also completed an unbeaten season overall at 15-0. Years later, Wisconsin would be retroactively awarded the 1912 Helms Foundation National Championship.

March 1, 1913 – A 22-19 win over Purdue pushes Wisconsin to 11-0 during Big Ten play, giving the Badgers a second-consecutive conference championship, the fourth in program history. UW would finish the year 14-1, 11-1 in Big Ten action.

March 10, 1914 – The Badgers earn their third-consecutive Big Ten championship with a 27-13 win at Purdue, polishing off the team's second undefeated season in the last three years. UW finished a perfect 15-0 overall and 12-0 in the Big Ten. Later, the Helms Foundation would name the Badgers 1914 National Champions, becoming the fourth multi-year champion in NCAA history (along with Yale, Columbia and Chicago).

March 11, 1916 – Wisconsin closes the season with a 24-21 win at Northwestern, capping a 20-1 season and earning the school's third Helms Foundation National Championship. UW's school-record 20 wins would stand until 1999. The Badgers also went 11-1 in conference play, netting the sixth Big Ten championship in program history.

December 8, 1917 – Guy Lowman, Wisconsin's fifth head coach, guides the Badgers to a 26-21 home victory over Beloit in his UW debut.

March 16, 1918 – Despite dropping a 19-11 decision to Minnesota, first-year coach Guy Lowman's Badgers win the school's sixth Big Ten championship in 12 years. Wisconsin finishes the season 14-3 overall and 9-3 in the Big Ten.

1920-1929

Spring, 1920 – After a two-year appointment at University of Missouri, Walter "Doc" Meanwell returns to Wisconsin for his second stint as the head coach of the Badgers. Meanwell also presided over the Badgers from 1912-17.

March 8, 1921 – In his first year returning to the helm, Walter Meanwell leads Wisconsin to a 34-24 win over Ohio State helping the Badgers close the season with four consecutive wins and earn a share of the 1921 Big Ten championship. With a mark of 8-4 (13-4 overall), UW equaled Michigan and Purdue atop the standings for the programs eighth conference title.

March 12, 1923 – The Badgers win their final seven games of the season, including a 35-17 win over Indiana in the season finale. Wisconsin tied Iowa for the Big Ten championship with an 11-1 record, 12-3 overall.

March 15, 1924 – Wisconsin wins back-to-back Big Ten titles and becomes the conference's first school to win 10 Big Ten championships. UW trailed Chicago by one game going into the final contest of the season, but pulled out a 30-14 win over the Maroons to finish 8-4 in conference and earn a share of the title.

March 9, 1929 – Walter Meanwell wins his seventh and final Big Ten championship at Wisconsin as the Badgers wrap up a 15-2 season with a 19-15 win over Chicago. The Badgers won at least 10 Big Ten games (10-2) for the sixth time in school history, equaling Michigan atop the 1929 standings.

1930-1939

December 18, 1930 – The Badgers defeat Penn, 25-12, in the dedication game for the new Wisconsin Field House.

Spring, 1934 – Walter Meanwell retires from coaching after 22 seasons, including 20 at Wisconsin. Meanwell led the Badgers to seven Big Ten championships and posted a career record of 246-99 (.712) at UW. Following his coaching career, Meanwell would practice medicine in Madison until his death in 1953.

Fall, 1934 – Harold "Bud" Foster, a former All-America player for the Badgers, takes over as head coach. Foster will hold that position for 25 years, longer than any other basketball coach in school history.

November 30, 1934 – "Bud" Foster coaches his first game at UW, as the Badgers take down Franklin College 34-11 at the UW Field House. Foster would win his first four games as Wisconsin's head coach.

March 2, 1935 – In his first season as head coach, Harold "Bud" Foster leads the Badgers to a 48-25 win over Chicago to clinch Wisconsin's 12th Big Ten championship. The Badgers finished the season 9-3 (15-5 overall) in a tie with Purdue and Illinois atop the conference standings.

1940-1949

March 1, 1941 – With a 42-32 win over Minnesota, the Badgers close the regular season with 11 straight conference wins to finish 11-1 and claim their 13th Big Ten title. Team captain Gene Englund is named Big Ten MVP and would later earn All-America honors.

March 22, 1941 – Hosting the NCAA tournament Eastern Regional at the UW Field House, Wisconsin defeats Dartmouth, 51-50, and Pittsburgh, 36-30, in consecutive days to advance to the 1941 NCAA Championship Game in Kansas City, Mo. Gene Englund and John Kotz both score in double figures in each of the two games.

March 29, 1941 – The "Cinderella" Badgers, lower division finishers in the Big Ten just one year earlier, top Washington State, 39-34, at Municipal Arena in Kansas City, Mo. to win their first and only NCAA tournament championship. UW ends the season winning its final 15 games as John Kotz (12 points) is named tournament MVP.

Spring, 1942 – Wisconsin has the Big Ten MVP for the second straight season when John Kotz earns the award. Kotz also garners All-America kudos.

March, 1947 – The 15-5 Big Ten champion Badgers are invited to play in the NCAA Eastern Regionals in New York's Madison Square Garden. Wisconsin takes third place in the East by squeaking past Navy, 50-49, after losing the opener, 70-56, to CCNY.

February 9, 1948 – The Badgers register one of their greatest comeback wins against Michigan State. The Badgers were behind 10 points at halftime and came back to win, 51-39.

December 9, 1948 – Wisconsin sets a team record for field goal percentage defense, limiting Missouri to just .183 percent shooting. The Badgers would also hold Creighton to .183 percentage from the field later that season (January 8, 1949).

February 28, 1949 – Junior Don Rehfeldt takes 37 shots in a 70-47 trouncing of Iowa. Rehfeldt's 37 field goal attempts still stand as a single-game Wisconsin record.

1950-1959

Spring, 1950 – After being named the Big Ten's MVP, Don Rehfeldt becomes Wisconsin's last All-American until Alando Tucker in 2007. He finishes his career as the school's all-time leading scorer with 1,169 points. Rehfeldt is also picked second overall in the 1950 NBA Draft – the highest-selected Badger ever.

February 24, 1951 – The Badgers set what is still the school record for fewest points allowed in a modern-era game in a 35-29 victory over Michigan State.

January 3, 1953 – Center Paul Morrow grabs what remains a school-record 30 rebounds in a 50-46 victory over Purdue.

April 1, 1959 – Bud Foster resigns as head coach at the completion of 1958-59 season. John Erickson is handed the reins of the Badger basketball program after spending a year as an assistant coach at UW.

December 1, 1959 – The John Erickson era begins at Wisconsin with an 88-82 home loss to Butler. The Badgers would drop their first three games of 1959-60, before getting Erickson his first career win with an 85-67 win over Loyola (IL) on Dec. 12, 1959.

1960-1969

January 27, 1962 – Despite Boilermaker Terry Dischinger's UW Field House-record 50 points, the Badgers defeat Purdue 89-86.

March 3, 1962 – In his third season as head coach, John Erickson guides the Badgers in defeating a top-ranked Ohio State squad (86-67) that featured All-Americans John Havlicek and Jerry Lucas, as well as reserve forward Bob Knight. The powerful Buckeyes see their 47-game winning streak come to an end.

March 11, 1963 – After averaging 17.8 points and 8.9 rebounds per game, senior Ken Seibel earns the team's MVP award for the third-consecutive season. He remains the Badgers' only three-time MVP.

March 8, 1965 – Ken Barnes scores a school-record 42 points, along with 23 rebounds, in a 92-73 loss to Indiana. Barnes' mark would stand alone until Michael Finley matched it in December of 1994.

March 11, 1967 – With 12 seconds remaining in the season finale against Illinois, sophomore Chuck Nagle makes a layup to tie Christian Steinmetz as the school's single-season scoring leader with 462 points. Fouled on the play, Nagle converts the free throw and sets the record.

December 9, 1967 – The Badgers set a school single-game scoring record with a 120-82 win over SMU.

March 2, 1968 – Senior Joe Franklin pulls down a career-high 27 rebounds in a 104-84 victory over Purdue, marking his final game at the UW Field House. Franklin ends his collegiate career one week later having amassed 858 boards for what is still a school-record 11.9 average rebounds per game.

March 9, 1968 – Only one year after Chuck Nagle snaps Wisconsin's 62-year-old single-season scoring mark set by Christian Steinmetz, Joe Franklin registers 30 points in the season finale at Northwestern to finish the campaign with a school-best 544 points.

April 26, 1968 – Wisconsin names John Powless its eighth head coach following the withdrawal of Bob Knight from accepting the vacant position.

December 1, 1969 – John Powless coaches in his first game at UW, beating Ball State 88-74 in the team's regular-season debut. Powless finishes his career having coached the most Badgers who would be drafted into the NBA (9).

1970-1979

March 13, 1971 – Senior co-captain Clarence Sherrod scores 27 points in a season-ending loss at Michigan to finish the year with 570 points. It is the third time in five seasons that the Badgers have a new all-time single-season scoring leader.

January 15, 1972 – Wisconsin records a road upset of No. 17 Indiana with a 66-64 overtime win, marking just UW's second road win over a ranked foe in the last 16 years (along with a 66-65 win at Illinois on Feb. 3, 1970).

January 5, 1976 – The Badgers record the largest comeback in school history when they erase a 22-point (47-25) deficit and gain an 82-81 overtime victory over Ohio State at the UW Field House.

February 7, 1976 – The men's basketball team was a perfect 22-of-22 at the free throw line to set a UW record for most attempts without a miss. Purdue was perfect as well, hitting all 25 free throws in an 85-74 Boilermakers' victory in Madison.

March 16, 1976 – The ninth head coach in Wisconsin history, Bill Cofield, is hired to replace John Powless. On the same day he accepted the position at Wisconsin, Cofield made the announcement that William "Bo" Ryan would be one of his assistant coaches.

November 27, 1976 – Bill Cofield coaches his first game in a 72-64 loss at No. 6 Kentucky. Cofield would register his first career win at Wisconsin five days later in an 82-76 win over St. Mary's (CA) on Dec. 2.

March 3, 1979 – Guard Wes Matthews hits a half-court shot as time expires to help the Badgers defeat Magic Johnson and eventual NCAA champion Michigan State, 83-81, at the UW Field House. Claude Gregory would lead UW with 25 points and 16 rebounds in the win over No. 4 MSU.

1980-1989

March 10, 1981 – Claude Gregory scores 29 points and grabs 17 rebounds in his last game at UW. He leaves as the school's career leader in points (1,745) and rebounds (904), breaking the career marks of Clarence Sherrod (1,408 points) and Joe Franklin (858 rebounds).

April 20, 1982 – Wisconsin hires Steve Yoder as its 10th head coach. Yoder spent the previous five seasons at Ball State where he led the Red Hawks to a 77-62 overall record and a berth in the 1981 NCAA Tournament.

November 27, 1982 – Steve Yoder coaches in his first game at UW, falling to Washington State at home, 64-66. Yoder would record his first career victory at Wisconsin two days later, as the Badgers defeated Toledo, 79-71, at the UW Field House on Nov. 29.

December 2, 1985 – In a non-conference matchup with San Francisco State, senior Rick Olson makes 17 field goals in a 90-61 Badgers victory. Olson's 17 field goals tops the previous school record of 16 set nearly 27 years earlier by Bob Litzow.

March 9, 1986 – Setting a school record by starting every game (112) in his four-year career, Rick Olson guides Wisconsin past Northwestern, 70-68. Olson scores 26 points in the game and misses becoming the school's career scoring leader by nine points (ending with 1,736 career points). However, he does become the UW's single-season scoring champion with 571 points.

February 16, 1987 – In one of the most infamous games in school history, the Badgers take eventual NCAA champion Indiana to triple OT before falling, 86-85, at the UW Field House before a capacity crowd and national TV audience.

March 8, 1987 – Mike Heineman scores 20 points, grabs seven rebounds and hands out nine assists in his final game as a Badger. Heineman ends his career as Wisconsin's all-time assist leader with 388.

January 21, 1989 – Wisconsin upsets sixth-ranked and eventual national champion Michigan, 71-68, at the Field House.

March 15, 1989 – After a 17-11 regular season, Steve Yoder's Badgers make their first-ever appearance in the National Invitation Tournament, defeating New Orleans, 63-61, at the UW Field House. It is Wisconsin's first postseason appearance since 1947.

March 20, 1989 – Danny Jones scores 24 points in the season finale vs. St. Louis, an NIT second-round, 73-68, loss. His 611 points establishes a new single-season school scoring record.

1990-1999

January 20, 1990 – Patrick Tompkins made a lay-in at the buzzer to beat No. 21 Minnesota, 77-75, at the UW Field House.

February 15, 1990 – Danny Jones breaks Wisconsin's career scoring mark against Ohio State. Jones ends his career with 1,854 points, breaking the previous mark of 1,745 set by Claude Gregory in 1981.

March 13, 1991 – The Badgers make their second NIT appearance in three years and defeat Bowling Green, 87-79 (OT), at the UW Field House. UW, however, is eliminated five days later by Stanford. 80-72.

February 24, 1992 – Steve Yoder resigned as head coach, effective April 1, 1992.

March 25, 1992 – Former N.Y. Knicks coach Stu Jackson is hired as Wisconsin's 11th head coach.

January 23, 1993 – The men's basketball team turned in one of its greatest comeback wins at No. 21 Michigan State after being behind by 12 points in the second half and coming back to win, 67-66.

February 13, 1993 – Sophomore Michael Finley goes head-to-head with Purdue All-American Glenn Robinson. Finley scores 33 points and adds a Big Ten-record 10 steals but the No. 18 Boilermakers prevail, 90-87, in double OT behind Robinson's 42 points.

March 17, 1993 – UW qualifies for its third NIT in five years but loses, 77-73, to Rice in the first round at the UW Field House.

November 22, 1993 – The Badgers are ranked 25th by the Associated Press, their first national ranking since January of 1976.

March 17, 1994 – Led by Michael Finley, Tracy Webster and Rashard Griffith, coach Stu Jackson's Badgers earn a No. 9 seed in the 1994 NCAA Tournament. Finley and Griffith each score 22 points as Wisconsin defeats eighth-seeded Cincinnati, 80-72, in the school's first NCAA tournament game since 1947. Despite 36 points from Finley, UW is eliminated two days later in a 109-96 loss to No. 1 seed Missouri.

July 22, 1994 – After two years at Wisconsin, Stu Jackson leaves to become the first general manager of the NBA's expansion Vancouver Grizzlies. UW Athletics Director Pat Richter promotes assistant coach Stan Van Gundy to the role of head coach.

November 26, 1994 – Stan Van Gundy guides Wisconsin to an 86-63 home victory over Wright State in his debut. Van Gundy and UW would go on to win six of the first seven games of the 1994-95 season.

December 10, 1994 – Michael Finley scores a school record-tying 42 points in a 92-76 loss at Eastern Michigan. He registers 33 points in the second half, setting the school mark for points in a half.

January 14, 1995 – Michael Finley breaks Danny Jones' school career scoring mark in the first half of the Badgers' 74-67 home win over Minnesota. Finley goes on to finish his career with 2,147 points.

March 31, 1995 – Dick Bennett is hired from UW-Green Bay as Wisconsin's 13th head coach, replacing Stan Van Gundy.

June 28, 1995 – Michael Finley becomes the first Wisconsin first-round NBA draft choice since 1980 when he is selected 21st overall by Phoenix.

March 13, 1996 – In his first season, Dick Bennett guides Wisconsin to a 16-14 regular season and an appearance in the 1996 NIT. UW defeat Manhattan, 55-42, in the first round at the UW Field House, but would be eliminated five days later in a 77-62 home loss to Illinois State.

January 4, 1997 – Wisconsin snaps a 31-game losing streak to Indiana with a 71-58 victory over the No. 12 Hoosiers at the UW Field House. The Badgers would jump out to a 17-0 lead before Indiana scores.

March 8, 1997 – The Badgers lock up the school's second NCAA tournament bid in 50 years with a 66-65 upset win over No. 2-ranked Minnesota at the UW Field House. It is the UW's first win over a first or second-ranked opponent since 1962.

March 14, 1997 – The seventh-seeded Badgers fall behind 15-3 in the opening minutes before dropping a 71-58 decision to No. 10 seed Texas in the first round of the NCAA tournament at Pittsburgh's Civic Arena.

June 25, 1997 – Paul Grant becomes UW's second first-round NBA draft choice in three years when he is selected 20th overall by Minnesota.

January 14, 1998 – The Badgers play the final game in the UW Field House and record a 76-57 win over Penn State.

January 17, 1998 – Wisconsin opens the new, \$76-million Kohl Center with a 56-33 triumph over Northwestern before 16,697 fans, including Sen. Herb Kohl.

December 27, 1998 – Wisconsin's 10th straight win gives the school a 12-1 record for only the second time since 1929-30.

January 31, 1999 – With a record of 19-3, the Badgers achieve the school's highest national ranking (11th by A.P.) since 1962.

March 1, 1999 – Sophomore guard Mike Kelley becomes the first Badger to be named Big Ten Defensive Player of the Year. Kelley finished the season with a team-high 62 steals, the sixth-highest single-season total in UW history.

March 5, 1999 – With a 74-50 win over No. 20 Iowa in the 1999 Big Ten Tournament, Wisconsin wins its school-record 22nd game of the season. This is just the third time in UW history – and the first since 1940-41 – that UW reached the 20-win plateau.

March 7, 1999 – UW receives its fifth NCAA tournament bid and second of the Dick Bennett era, earning a No. 5 seed. The Badgers' season would come to an end with a 43-32 first round loss to No. 12 seed Missouri State in Charlotte, N.C. UW's 32 points were the fewest in an NCAA tournament game since the advent of the shot clock in 1986.

2000-2009

March 1, 2000 – Guard Mike Kelley becomes Wisconsin's career steals leader in a 62-46 win at Northwestern. He would finish with 275 career steals, surpassing the previous record of 183 by Tracy Webster.

March 12, 2000 – Wisconsin receives its sixth NCAA tournament bid and third in the five-year Dick Bennett era with a No. 8 seed in the West Regional.

March 16-18, 2000 – Wisconsin defeats ninth-seeded Fresno State and top-seeded Arizona in the first and second rounds of the NCAA tournament in Salt Lake City, Utah. The wins allow the UW to advance to its first-ever Sweet 16.

March 23-25, 2000 – The Badgers advance to the Final Four after defeating fourth-seeded and 10th-ranked LSU in the West Regional semifinal and Big Ten rival and sixth-seeded Purdue in the regional title game in Albuquerque, N.M.

Guard Jon Bryant (16.8 points per game and 18-for-36 from 3-point range in four games) is named the West Regional MVP and guard Mike Kelley and forward Andy Kowske are named to the all-West Regional team.

Upon their return to Madison on the night of the 25th, the Badgers are greeted by 20,000 screaming fans at a pep rally in Camp Randall Stadium.

April 1, 2000 – The Badgers' amazing NCAA tournament run ends in the semifinals at the Final Four in Indianapolis with a 53-41 loss to eventual national champion Michigan State.

November 29, 2000 – The Badgers defeat 13th-ranked Maryland, 78-75, in overtime at the Bradley Center in Milwaukee. Following the game, Dick Bennett tells the team he has coached his last game and formally announces his retirement the next day. Assistant head coach Brad Soderberg takes over as UW's 14th head basketball coach.

January 29, 2001 – Wisconsin ascends to No. 10 in the Associated Press top 25, the school's highest ranking since it was ranked seventh on Dec. 11, 1962.

March 11, 2001 – Wisconsin receives its third consecutive NCAA tournament bid and the seventh in school history, but the sixth-seeded Badgers fall, 50-49, to No. 11 Georgia State.

March 29, 2001 – After announcing on March 19 that Brad Soderberg will not be retained, Director of Athletics Pat Richter hires William "Bo" Ryan from UW-Milwaukee as the 15th head basketball coach in UW history.

January 12, 2002 – Freddie Owens hits a runner with 25 seconds left in the game to give Wisconsin a 64-63 win over Michigan State in East Lansing. The win snapped the Spartans' Big Ten-record 53-game home winning streak.

February 13, 2002 – Behind Charlie Wills' 17 points, the Badgers defeat Indiana, 64-63, in Bloomington. The victory is UW's first at Assembly Hall since 1977, a span of 22 games.

February 27, 2002 – Wisconsin clinches a share of its first Big Ten title since 1947 with a 74-54 win over Michigan at the Kohl Center. Devin Harris and Kirk Penney each score 21 points and hit four 3-pointers. With the victory, the Badgers earn their first-ever No. 1 seed in the Big Ten tournament.

March 5, 2002 – Head coach Bo Ryan is named the Big Ten Coach of the Year, becoming the first UW coach to receive the honor.

March 15, 2002 – Seniors Travon Davis and Charlie Wills become the first UW players to appear in four NCAA tournaments as the Badgers defeat St. John's, 80-70, at the MCI Center in Washington, D.C. Wisconsin falls to eventual national champion Maryland, 87-57, two days later.

March 5, 2003 – Point guard Devin Harris hits the game-winning free throw with 0.4 seconds remaining to give Wisconsin a 60-59 win over Illinois and its first outright Big Ten title since 1947.

March 11, 2003 – For the second consecutive season, Bo Ryan is named the Big Ten's Coach of the Year. He is the only coach in league history to win the award in each of his first two seasons. Kirk Penney is also a repeat first-team All-Big Ten selection, UW's first back-to-back first teamer since 1951-52.

March 20, 2003 – Wisconsin earns its fifth straight bid to the NCAA tournament and is seeded fifth in the Midwest Region. The Badgers defeat Weber State, 81-74, in the first round of the NCAA tournament in Spokane, Wash. It also marks the first time in school history that Wisconsin has won NCAA tournament games in consecutive seasons.

March 22, 2003 – Junior Freddie Owens hits a 3-pointer with one second left to cap the greatest comeback in school history and give the Badgers a 61-60 win over Tulsa and a berth in the Sweet 16. Wisconsin trailed 58-45 with 3:36 remaining before out-scoring the Golden Hurricane 16-2 the rest of the way.

January 24-February 4, 2004 – Junior Devin Harris scores 97 points over a three-game span, setting a UW record. Harris just misses becoming the first UW player in history to record three straight 30-point games, scoring 30 vs. Illinois (Jan. 24), 29 at Ohio State (Jan. 28) and a career-high 38 vs. Minnesota (Feb. 4). At the time, the 38-point effort tied for fourth in UW's single-game archive.

March 10, 2004 – The Big Ten announces that UW junior Devin Harris (19.5 points, 4.4 assists per game) has been named conference player of the year. Harris is the first Badger to earn the award since Don Rehfeldt in 1950.

March 14, 2004 – Wisconsin defeats Illinois, 70-53, at Conseco Fieldhouse in Indianapolis to win the 2004 Big Ten Tournament, the first tourney title in UW history. Devin Harris is named the tournament's Most Outstanding Player. UW defeated Minnesota in the quarterfinals and Michigan State in the semis.

March 19, 2004 – The No. 6 seed Badgers rally from a 13-point, second-half deficit to defeat Richmond, 76-64, in the first round of the 2004 NCAA Tournament in Milwaukee. UW would fall to No. 3 seed Pitt two days later.

June 24, 2004 – Devin Harris is selected with the No. 5 pick of the 2004 NBA Draft by the Washington Wizards and subsequently traded to the Dallas Mavericks. Harris' selection is the second-highest for a UW player in history, trailing only Don Rehfeldt (No. 2 overall by Baltimore in the 1950 NBA Draft).

January 5, 2005 – Behind Zach Morley's career-high 22 points (6-of-8 from 3-point range), the Badgers defeat Purdue 77-68 for their first win in West Lafayette since 1972, a streak of 29 straight losses.

March 18, 2005 – Wisconsin earns its seventh-straight trip to the NCAA tournament with a No. 6 seed in the Syracuse Regional. The Badgers defeat Northern Iowa, 57-52, and Bucknell, 71-62, to advance to the Sweet 16.

March 25, 2005 – Wisconsin comes back from two 10-point deficits and got a game-high 22 points from Alando Tucker in defeating 10th-seeded N.C. State for its second trip to the Elite Eight in the past five years. Two days later, the Badgers would come up just short to eventual national champion, top-seeded North Carolina, 88-82.

March 4, 2006 – Alando Tucker scores 10 points in UW's Big Ten Conference finale against Iowa and becomes the first Badger to lead the league in scoring since Don Rehfeldt in 1950. Tucker averaged 20.0 points in 16 games.

March 12, 2006 – Wisconsin is selected to make its eighth-straight appearance in the NCAA tournament, falling 94-75 to No. 9 seed Arizona.

August 17-27, 2006 – The Badgers embark on a five-game, 10-day trip to Italy. Wisconsin would come home with a 5-0 record after visiting Rome, Florence, Siena, Treviso, Lake Como and Milan.

November 20, 2006 – Brian Butch and Alando Tucker appear on the cover of *Sports Illustrated*, marking the first time UW has been featured on the cover of the magazine.

December 16, 2006 – Tucker and Butch both score 20 points in the first half as Wisconsin defeats No. 2-ranked Pitt, 89-75. It is just the third time in school history UW has beaten the No. 2 team in the country.

January 28, 2007 – Wisconsin defeats Iowa, 57-46, to win its school-record 17th straight game. UW went 67 days without losing a game. The Badgers' 21-1 record is the best to start a season in school history.

February 19, 2007 – With a 26-2 record and a 12-1 mark in Big Ten play, UW is ranked No. 1 in the Associated Press poll for the first time in school history.

February 25, 2007 – For the first time in Big Ten history, the top two teams in the Associated Press poll square off as No. 2 Ohio State defeats No. 1 Wisconsin, 49-48, in Columbus. Buckeye freshman Mike Conley, Jr. made a runner with 4 seconds left to give OSU the lead and Kammron Taylor's last-second shot was blocked to seal UW's fate.

March 6, 2007 – Alando Tucker (19.9 points, 5.4 reb. per game) is named Big Ten Player of the Year. He is the sixth Badger to win the award and second in the last four years.

March 10, 2007 – With his first basket against Illinois in the Big Ten tournament semifinal, Alando Tucker passes Michael Finley (2,147 career points) to become UW's all-time leading scorer. Tucker finishes his career with 2,217 points, ninth-best in Big Ten history.

March 12, 2007 – Wisconsin is awarded a No. 2 seed in the Midwest Region of the 2007 NCAA Tournament, the highest seed in school history. The Badgers would come back from an 18-point first-half deficit to defeat No. 15 Texas A&M-Corpus Christi, 76-63, before being upset by No. 7 UNLV, 74-68, in round two.

March 28, 2007 – Head coach Bo Ryan receives the Adolph Rupp Cup as the National Coach of the Year from the Commonwealth Athletic Club of Kentucky. Five days later, Ryan is selected as the Clair Bee Coach of the Year.

March 31, 2007 – Alando Tucker is announced as the winner of the 2007 Lowe's Senior CLASS Award, presented annually to college basketball's outstanding NCAA Division I senior student-athlete. Tucker also receives the NABC Career Achievement Award two days later. Tucker is the first Badger to win a national player of the year award since 1918.

December 29, 2007 – Wisconsin gets its first of two road wins over top-15 teams when Michael Flowers makes a 3-pointer with 2.7 seconds remaining to beat No. 9 Texas, 67-66. Two months later, Brian Butch would bank in a 3-pointer with 4.5 seconds left to give UW a 68-66 win at No. 13 Indiana on Feb. 13.

March 5, 2008 – Wisconsin defeats Penn State, 77-41, to clinch its third Big Ten regular season title in seven seasons under Bo Ryan. A capacity crowd rushes the Kohl Center floor setting off a wild trophy presentation and net-cutting ceremony. Days later, the Badgers would win the regular-season finale at Northwestern to give them a school-record 16 Big Ten wins.

March 16, 2008 – UW beats Illinois, 61-48, in the finals of the Big Ten tournament to give the school its second-ever conference tournament title. Wisconsin also becomes the fifth school to win both the regular season and tournament championships in the same season.

March 22, 2008 – A No. 3 seed in the NCAA tournament, Wisconsin goes to Omaha, Neb. and defeats Cal-State Fullerton, 71-56, in the first round before knocking off No. 11 seed Kansas State in the second round. Sophomore guard Trevon Hughes scores a game-high 25 points as the Badgers advance to Detroit to play in their third Sweet 16 in the last six seasons.

March 22, 2008 – The Badgers' tournament march ends in the Sweet 16 in Detroit as No. 10 seed Davidson pulls out a 73-56 win behind 33 points from Stephen Curry.

February 14, 2009 – ESPN's "College Game-Day" broadcasts live from the Kohl Center prior to a 55-50 win over Ohio State. In front 2,500 fans, Bo Ryan, Marcus Landry and Joe Krabbenhoft appear along with ESPN's Bob Knight, Rece Davis, Jay Bilas, Digger Phelps and Hubert Davis.

March 20, 2009 – Claiming a No. 12 seed, the Badgers qualify for their 11th-straight NCAA tournament and pull out a 61-59 overtime upset of No. 5 seed Florida State in Boise, Idaho. Trevon Hughes' spinning three-point play in the lane with just two seconds remaining lifts UW to victory. The Badgers would fall to No. 4 seed Xavier, 60-49, two days later.

July 11, 2009 – Serving as head coach, Bo Ryan leads Team USA to a bronze medal in the 2009 World University Games in Belgrade, Serbia. Ryan led the team to a 6-1 record, including a win over gold-medalist Serbia in the second round. A one-point loss to Russia in the semifinals forced the U.S. into the third-place game, where it defeated Israel.

December 2, 2009 – Behind 26 points from Trevon Hughes, UW knocks off No. 6 Duke, 73-69, clinching the Big Ten's first overall win in the Big Ten/ACC Challenge. This would be the first of three wins over AP top-10 teams on the season, including victories over No. 4 Purdue and No. 5 Michigan State.

2010-Present

January 24, 2010 – With a 79-71 overtime win against Penn State, Bo Ryan becomes the 18th coach with 100 Big Ten wins and ties Branch McCracken as the second-fastest coach to reach that milestone, doing so in 140 games. Only Bob Knight (131 games) did it faster.

March 19, 2010 – A Jon Leuer baseline jumper with 17 seconds left gives Wisconsin the lead and eventually a 53-49 win over Wofford in the opening round of the 2010 NCAA Tournament in Jacksonville, Fla. The Badgers would bow out in the round of 32 with an 87-69 loss to No. 12 seed Cornell.

January 23, 2011 – Freshman Josh Gasser posts the first triple-double in school history with 10 points, 12 rebounds and 10 assists in a 78-46 win over Northwestern at Welsh-Ryan Arena. Gasser becomes the first Big Ten freshman ever to record an official triple-double. As a freshman, Earvin “Magic” Johnson turned the trick in 1977 before assists were an official stat.

February 21, 2011 – Junior Jordan Taylor scores 21 of his 27 points in the second half, rallying No. 13 Wisconsin from a 15-point deficit to beat No. 1 Ohio State, 71-67, at the Kohl Center. It marks UW's second-ever win over the AP No. 1-ranked team and its first since 1962.

March 3, 2011 – Jordan Taylor scores 39 points – including 17 straight in the second half – in a 77-67 win at Indiana, tying as the third-highest scoring game in Wisconsin history and just one shy of the Assembly Hall opponent record of 40 (held by Terry Furlow 1976 and Shawn Respert 1995).

March 19, 2011 – UW earns a No. 4 seed in the NCAA tournament and travels to Tucson, Ariz., to knock off No. 13 seed Belmont, 72-58, in the second round and No. 5 seed Kansas State, 70-65, in the third round. Led by senior Jon Leuer, who averaged 20.5 points per game, the Badgers made 21-of-42 3-pointers in Tucson, advancing to the Sweet 16 in New Orleans. UW would ultimately fall to Butler, 61-54, the following weekend.

March 28, 2011 – Junior Jordan Taylor (2nd team) and senior Jon Leuer (honorable mention) receive AP All-America mention, marking the first time UW had two players honored in the same season. The two also became the first UW duo to be named first-team All-Big Ten in the same season (Taylor - consensus, Leuer - coaches).

March 9, 2012 – With a 79-71 win over Indiana in the second round of the 2012 Big Ten Tournament, Bo Ryan notched his 266th career win to become Wisconsin's all-time wins leader. Ryan passed Hall of Famer Harold “Bud” Foster (265 wins) in just 364 games and 11 seasons. Foster earned 265 wins in 532 total games and 25 seasons.

March 17, 2012 – Two days after cruising past 13th-seeded Montana, 73-49, the No. 4 seed Badgers pull out a 60-57 win over No. 5 Vanderbilt in Albuquerque, N.M. to advance to their sixth Sweet 16 in the last 13 years.

March 22, 2012 – Jordan Taylor's career comes to an end when his potential game-winning 3-pointer falls just short in a 64-63 Sweet 16 loss to No. 1 seed Syracuse in Boston, Mass. Taylor finishes his career seventh on Wisconsin's all-time scoring list with 1,533 points and second in school history with 464 career assists. He also set the NCAA career record with a 3.01 assist-to-turnover ratio (464 assists, 154 turnovers).

March 26, 2012 – Jordan Taylor becomes the second player in UW history (joining Michael Finley) to earn AP All-America recognition in two different seasons by receiving honorable mention.

February 9, 2013 – A half-court heave at the buzzer from Ben Brust sends the Kohl Center into hysteria and Wisconsin's game against No. 3 Michigan into overtime. The Badgers would go on to win, 65-62, in OT.

One month later on March 10, Traevon Jackson would sink a 35-footer at the buzzer to pull out a 63-60 win at Penn State in the Big Ten regular season finale.

March 11, 2013 – Bo Ryan wins his third-career Big Ten Coach of the Year award. Ryan's three honors trails only legendary head coaches Gene Keady of Purdue (7) and Bob Knight of Indiana (5) for most conference coach of the year awards.

March 16, 2013 – The Badgers defeat No. 3 Indiana, 68-56, in the semifinals of the Big Ten tournament, marking the team's 12th-consecutive win over the Hoosiers. The win also gave UW back-to-back wins over AP top-5 teams in consecutive days after defeating No. 6 Michigan, 68-59, the day before. UW would fall to No. 10 Ohio State, 50-43, the next day in the tournament title game.

March 22, 2013 – Wisconsin makes its 15th-straight appearance in the NCAA tournament, falling in its opening game, 57-46, to No. 12 seed Ole Miss.

Aug. 26, 2013 – The Badgers wrapped up an eight-day, five-game exhibition trip to Ottawa and Toronto, Canada. UW finished 4-1 with wins over the University of Ottawa, Ryerson University and professional team A-Game Hoops, with the lone loss coming to Carleton.

Nov. 19, 2013 – Junior center Frank Kaminsky records a school-record 43 points in a 103-85 win over North Dakota at the Kohl Center. Kaminsky went 16-for-19 from the field (6-for-6 from 3-point range) in 28 minutes to break the previous UW record of 42 held by Ken Barnes and Michael Finley.

Jan. 8, 2014 – The Badgers topple No. 23 Illinois, 95-70, to begin the season 16-0, the best start in program history. UW's 16-game win streak is also the team's second longest in the modern era.

Feb. 9, 2014 – With a game against No. 8 Michigan State tied at 58-58, junior Traevon Jackson hit a pull-up jumper with 2.1 seconds remaining to give UW the 60-58 win at the Kohl Center.

March 22, 2014 – In front of a raucous, pro-Badgers crowd, Wisconsin backed up an NCAA tournament opening-round 75-35 win over American by knocking off No. 7 seed Oregon, 85-77, at the BMO Harris Bradley Center in Milwaukee. UW erased a 12-point halftime deficit to advance to its third Sweet 16 in the last four seasons.

March 29, 2014 – Behind NCAA Tournament West Regional MOP Frank Kaminsky, the Badgers advanced to the 2014 Final Four after a 64-63 overtime win against No. 1-seeded Arizona. Kaminsky, who averaged 18.5 ppg and 6.0 rpg with seven blocks in the first four games, tallied 28 points and 11 rebounds against the Wildcats and helped Bo Ryan reach his first Div. I Final Four and UW's first since 2000.

Wisconsin dispatched No. 6 seed Baylor, 69-52, in the Sweet 16 before defeating Arizona. Junior Traevon Jackson earned All-Region honors after averaging 12.8 ppg, 5.5 rpg and 4.8 apg in the first four games.

Upon their return to Madison the following day, the team was greeted at the Kohl Center by nearly 10,000 fans at welcome home pep rally.

April 5, 2014 – The Badgers' captivating NCAA tournament run ended at the Final Four in North Texas. Playing in front of a crowd of 79,444 at AT&T Stadium, which was then the largest crowd to ever witness a college basketball game, Wisconsin fell, 74-73, to No. 8 seed Kentucky. The Wildcats' Aaron Harrison sank a deep 3-pointer with 5.7 seconds remaining to take the lead and a missed last-second jumper from Traevon Jackson sealed the Wildcats' win.

The Badgers finished the season ranked No. 4 in the Coaches Poll, the highest postseason ranking in school history.

March 1, 2015 – No. 5 Wisconsin clinched the 18th regular season Big Ten title in school history, and fourth under Bo Ryan, with a 68-61 win over Michigan State on senior day at the Kohl Center. Senior Frank Kaminsky led the Badgers with a season-high 31 points. UW would win each of its next two conference games as well, equaling a program-best 16-2 Big Ten record.

March 9, 2015 – Frank Kaminsky became the third Badgers player under Bo Ryan to be named Big Ten Player of the Year after leading UW to a mark of 16-2 while ranking third in the Big Ten in points (19.9 ppg) and second in rebounds (8.2 rpg). Ryan also claimed his fourth Big Ten Coach of the Year honor, becoming just the third coach in conference history to win the award four or more times.

March 15, 2015 – With three wins in three days, the top-seeded Badgers won the 2015 Big Ten Tournament, the program's third conference tourney title. UW defeated Michigan and Purdue before topping Michigan State in the championship game. Nigel Hayes' 25 points helped Wisconsin rally from 11 down in the second half before out-scoring the Spartans 11-0 in overtime for an 80-69 win.

March 22, 2015 – Owning a No. 1 seed in the NCAA tournament for the first time in school history, the Badgers began the Big Dance with a pair of wins in Omaha, Neb. UW topped No. 16 Coastal Carolina, 86-72, and then fought off eighth-seeded Oregon, 72-65, to advance to its fourth Sweet 16 in the last five years.

March 29, 2015 – For the second consecutive season, Wisconsin cut down the nets in a regional final and advanced to the Final Four. Playing at the Staples Center in Los Angeles, the Badgers first defeated No. 4 seed North Carolina, 79-72, in the Sweet 16. Two days later in a rematch from the 2014 Elite Eight, UW knocked off No. 2 Arizona, 85-78. Trailing by three at the half, the Badgers went 10-for-12 from 3-point range in the second half. Junior Sam Dekker scored 28 points (5-for-6 from 3-point range) to earn West Regional Most Outstanding Player honors while Fran Kaminsky (29 points vs. Arizona) and Josh Gasser (10 points vs. Arizona) joined him on the All-Region Team.

April 4, 2015 – UW advanced to its first national championship game since 1941 with a thrilling 71-64 win over top-seeded and previously unbeaten Kentucky at Lucas Oil Stadium in Indianapolis. The Badgers knocked off the AP No. 1 team for just the third time in school history behind 20 points and 11 rebounds from senior Frank Kaminsky. Trailing by four with 6:36 remaining, the Badgers responded with an 8-0 run, including six points from Sam Dekker, to take a lead Kentucky couldn't overcome.

April 6, 2015 – Backed by a sea of red and white that took over downtown Indianapolis and Lucas Oil Stadium, the Badgers fell to Duke, 68-63, in the national championship game. UW built a 48-39 lead with 13:25 minutes remaining, but even a double-double (21 points, 12 rebounds) from Frank Kaminsky was not enough to overcome the Blue Devils' comeback. Wisconsin finished the season with a school-record 36 wins, becoming just the second Big Ten team to win at least 36 games in a season.

April 10, 2015 – At the first-ever ESPN College Basketball Awards show at Club Nokia in Los Angeles, Frank Kaminsky became the first Wooden Award winner in Wisconsin history. The senior forward was the consensus 2015 National Player of the Year, taking home the Naismith Trophy, Oscar Robertson Award and AP Player of the Year honors.

June 25, 2015 – For the first time in UW history, two Badgers were selected in the first round of the NBA draft as Frank Kaminsky was picked ninth overall by the Charlotte Hornets and Sam Dekker was chosen 18th by the Houston Rockets. Duje Dukan would later sign a free agent contract with the Sacramento Kings, marking the first time UW placed three rookies in the NBA in one season.

Dec. 15, 2015 – Following a 64-49 win over Texas A&M Corpus-Christi, head coach Bo Ryan announced his retirement. Ryan exited as the winningest coach in Wisconsin basketball history with a record of 364-130 (.737) in 14-plus seasons.

Associate head coach Greg Gard assumed the interim head coach title. Gard would make his debut eight days later in a 84-79 win over Green Bay on Dec. 23.

March 7, 2016 – After guiding the Badgers to wins in 11 of their last 13 regular-season games, Greg Gard was officially named the 16th head coach in Wisconsin history, removing the interim tag.

March 20, 2016 – Making its 18th-consecutive NCAA appearance with a No. 7 seed in the East Regional, the Badgers held off No. 10 Pittsburgh in the opening round with a 47-43 win in St. Louis. Wisconsin would then pull off a stunner, knocking off No. 2 seed Xavier, 66-63, on Bronson Koenig's buzzer-beating 3-pointer from the corner.

The pair of wins propelled UW to the Sweet 16, becoming the nation's only team to reach the second weekend in five of the last six seasons.

March 25, 2016 – The Badgers' 2016 NCAA Tournament run would end in the Sweet 16 with a 61-56 loss to No. 6 Notre Dame in Philadelphia. Wisconsin led by three points with 26 seconds remaining, but the Fighting Irish scored the game's final eight points to advance.

Jan. 12, 2017 – In recognition of the late basketball standout Albert "Ab" Nicholas for his philanthropy and impact on his alma mater, Wisconsin Athletics announced that beginning with the 2017-18 season, the Kohl Center floor will be known as "Ab Nicholas Court." The Badgers also raised his No. 8 in the Kohl Center rafters at halftime of UW's 89-66 win over Ohio State.

March 18, 2017 – Wisconsin earned its 19th-consecutive trip to the NCAA tournament as a No. 8 seed in Buffalo, N.Y. The Badgers topped No. 9 Virginia Tech, 84-74, in the opening round, fueled by 28 points and a school-record eight 3-pointers from senior Bronson Koenig.

Two days later UW pulled off the upset of the tournament, taking down No. 1 overall seed and defending national champion Villanova, 65-62. A Nigel Hayes reverse lay-up with 11.4 seconds put the Badgers ahead and a Vitto Brown steal on the final Wildcat possession clinched UW's third-ever win over the AP No. 1 team.

March 24, 2017 – Wisconsin became the nation's only team to appear in four-straight Sweet 16s when the Badgers took on No. 4 seed Florida in Madison Square Garden in New York City. Senior Zak Showalter buried an improbable running 3-pointer with 0:03 remaining to send the game into overtime, however, the Gators would make the final miraculous play. UW's season came to end in stunning fashion as UF guard Chris Chiozza swished a 3-pointer at the buzzer to give the Gators an 84-83 victory.

UW's senior class of Vitto Brown, Nigel Hayes, Bronson Koenig and Showalter finished with 115 wins, equaling the highest total of any UW class.

March 28, 2017 – Sophomore Ethan Happ was named an Associated Press third-team All-American and took home AP Big Ten Defensive Player of the Year honors. Happ became just the sixth Badger to be named to an All-America team in the history of the Associated Press honor, which began in 1948.

August 24, 2017 – Needing to replace 4 of their top 5 scorers from the 2016-17 season, the Badgers took a 12-day, 5-game foreign tour to New Zealand and Australia. Making stops in Auckland, Rotorua, Melbourne and Sydney, Wisconsin finished 4-1 on the trip, as four players finished with double-digit scoring averages: D'Mitrik Trice (12.6), Ethan Happ (12.0), Brevin Pritzl (11.4) and Brad Davison (11.2).

Feb. 15, 2018 – The University of Wisconsin officially retired the jersey of 2015 consensus National Player of the Year Frank Kaminsky, raising his No. 44 into the Kohl Center rafters. Joined by nearly all of his teammates from his career (2012-15) Kaminsky then watched the Badgers knock off No. 6 Purdue, 57-53.

Jan. 19, 2019 – Backed by a raucous home crowd, Wisconsin took down previously-undefeated No. 2 Michigan, 64-54, setting off a court storming at the Kohl Center. Ethan Happ led the way with 26 points and 10 rebounds.

March 22, 2019 – Wisconsin earned the 24th NCAA tournament appearance in program history and its 20th trip in the last 21 seasons, drawing a No. 5 seed in San Jose, California and a matchup with 12th-seeded Oregon.

Ethan Happ and Khalill Iverson each scored 12 points to lead the Badgers, who shot just 33.3% from the floor. The Ducks countered with hot shooting (54.9% FG) and 17+ points from both Payton Pritchard and Louis King, as Oregon earned a 72-54 win to eliminate Wisconsin.

April 12, 2019 – Ethan Happ capped his brilliant career by winning the 2019 Kareem Abdul-Jabbar Award, given to the nation's best center. Happ also earned consensus second-team All-America honors as well as the 2019 NABC Pete Newell Big Man of the Year Award.

May 25, 2019 – On the night of May 25, Wisconsin assistant coach Howard Moore and his family were involved in a horrific auto accident that claimed the lives of Moore's wife, Jen, and 9-year-old daughter, Jaidyn.

Moore's 13-year old son, Jerell, survived with minor injuries, while Howard sustained severe burns and later endured a heart attack that left him facing a long and challenging recovery.

Throughout the 2019-20 season, the Badgers honored the Moore family through a simple motto: "Do Moore. Be Moore. 4 Moore." The number 4 represents the four members of the family.

March 7, 2020 – Wisconsin won its eighth-straight game and clinched a share of its 19th Big Ten championship in school history with a come-from-behind, 60-56 win at Indiana.

The Hoosiers built a 51-44 lead with 6:52 remaining, but UW responded with a 12-0 run and out-scored IU, 16-5, over the final 6:34.

Two days later, head coach Greg Gard was named 2020 Big Ten Coach of the Year.

March 12, 2020 – The No. 1 seed in the Big Ten Tournament, Wisconsin is unable to defend its regular season crown after the conference tournament is cancelled over fears of COVID-19 spread. Later that same day, the 2020 NCAA Tournament was cancelled as well.

UW'S REGULAR SEASON BIG TEN CHAMPIONSHIPS

Year	Overall		Big Ten		Head Coach	Year	Overall		Big Ten		Head Coach
	W-L	W-L	W-L	W-L			W-L	W-L			
1906-07	11-3	6-2	Emmett Angell	1928-29	15-2	9-3	Walter Meanwell				
1907-08	10-2	7-1	Emmett Angell	1934-35	15-5	9-3	Harold Foster				
1911-12	15-0	12-0	Walter Meanwell	1940-41	20-3	11-1	Harold Foster				
1912-13	14-1	11-1	Walter Meanwell	1946-47	16-6	9-3	Harold Foster				
1913-14	15-0	12-0	Walter Meanwell	2001-02	19-13	11-5	Bo Ryan				
1915-16	20-1	11-1	Walter Meanwell	2002-03	24-8	12-4	Bo Ryan				
1917-18	14-3	9-3	Guy Lowman	2007-08	31-5	16-2	Bo Ryan				
1920-21	13-4	8-4	Walter Meanwell	2014-15	36-4	16-2	Bo Ryan				
1922-23	12-3	11-1	Walter Meanwell	2019-20	21-10	14-6	Greg Gard				
1923-24	11-5-1	8-4	Walter Meanwell								

Total: 19 Regular Season Big Ten Championships

ALL-TIME BIG TEN CHAMPIONSHIPS

No.	Team	Years
24	Purdue	1911c-12c-21c-22-26c-28c-30-32-34-35c-36c-38-40-69-79c-84c-87c-88-94-95-96-10c-17-19c
22	Indiana	1926c-28c-36c-53-54-57c-58-67c-73-74c-75-76-80-81-83-87c-89-91c-93-02c-13-16
20	Ohio State	1925-33c-39-44-46-50-60-61-62-63c-64c-68c-71-91c-92-06-07-10c-11-12c
19	Wisconsin	1907c-08c-12c-13-14-16-18-21c-23c-24c-29c-35c-41-47-02c-03-08-15-20c
17	Illinois	1915-17c-24c-35c-37c-42-43-49-51-52-63c-84c-98c-01c-02c-04-05
16	Michigan St.	1957c-59-67c-78-79c-90-98c-99-00c-01c-09-10c-12c-18-19c-20c
14	Michigan	1921c-26c-27-29c-48-64c-65-66-74c-77-85-86-12c-14
8	Iowa	1923c-26c-45-55-56-68c-70-79c
8	Minnesota	1906-07c-11c-17c-19-37c-72-82
6	Chicago	1907c-08c-09-10-20-24c
2	Northwestern	1931-33c
1	Maryland	2020c

c = co-championship

UW'S BIG TEN TOURNAMENT CHAMPIONSHIPS

Year - Location	Seed	Head Coach
2004 - Indianapolis (Conseco Fieldhouse)	#2	Bo Ryan
2008 - Indianapolis (Conseco Fieldhouse)	#1	Bo Ryan
2015 - Chicago (United Center)	#1	Bo Ryan

NATIONAL CHAMPIONSHIPS

Year	Record	Head Coach
1912 (Helms Foundation)	15-0	Walter Meanwell
1914 (Helms Foundation)	15-0	Walter Meanwell
1916 (Helms Foundation)	20-1	Walter Meanwell
1941	20-3	Bud Foster

ALL-TIME RESULTS

1898-99

Record: 0-3
 Coach: Dr. J.C. Elsom
 J 21 UW-Milw. AlumniL15-25
 F 18 Lawrence.....L18-20
 M 4 UW-Milw. AlumniL10-13

1899-1900

Record: 1-1
 Coach: Dr. J.C. Elsom
 F 17 MinnesotaL15-17
 F 23 Wayland AcademyW.....25-15

1900-01

Record: 1-1
 Coach: Dr. J.C. Elsom
 J 18 Wayland AcademyW.....35-22
 F 23 MinnesotaL15-42

1901-02

Record: 7-3
 Coach: Dr. J.C. Elsom
 D 13 Lewis Institute W32-21
 D 14 Armour Institute W20-14
 D 27 UW-Milwaukee W37-18
 J 1 Yale (N1).....L20-35
 J 4 UW-Milw. Alumni W48-12
 J 11 La Crosse YMCA W59-16
 J 25 Lawrence..... W51-20
 F 15 Sun Prairie..... W18-9
 F 22 Minnesota.....L10-30
 M 7 Ripon.....L21-28
 N1 – at Milwaukee

1902-03

Record: 5-2
 Coach: Dr. J.C. Elsom
 N 28 Sheboygan YMCA..... W45-16
 D 19 Dubuque YMCA W34-14
 F 21 Minnesota.....L11-33
 F 28 Co. E Fond du Lac.....L17-21
 M 6 Duluth YMCA..... W42-16
 M 7 UW-Superior..... W28-7
 M 13 Wausau YMCA W37-33

1903-04

Record: 11-4
 Coach: Dr. J.C. Elsom
 N 27 Sheboygan W26-24
 N 28 Milwaukee AC.....L18-30
 D 19 Chicago YMCA.....L19-62
 D 29 Milwaukee West HS.....W.....27-20
 F 5 Oshkosh YMCA W39-28
 F 6 Co. E Fond du Lac..... W25-21
F 20 Milwaukee ACW.....35-13
 F 27 N'western Coll. (WI).....W41-31
 M 1 Grinnell W30-28
 M 2 Highland Park W29-21
 M 3 Sioux City YMCA.....L16-44
 M 4 Neb. Wesleyan..... W47-32
 M 5 NebraskaL22-25
M 11 Co. G MadisonW.....22-15
 M 18 Co. F Portage W48-17

1904-05

Record: 10-8
 Coach: Emmett Angell
 D 2 Co. G Sparta..... W75-10
 D 3 UW-La Crosse..... W54-16
 D 27 Sheboygan W45-28
 D 28 Co. G Appleton..... W26-12
 D 29 Co. F Oconto..... W55-17
 D 30 Two Rivers ACL30-31
J 7 Beloit.....W80-10
 J 12 Ohio State.....L22-25
 J 13 Rochester W26-17
 J 14 Wash. ContinentalsL22-26
 J 16 Co. E New YorkL27-34
 J 17 ColumbiaL15-21
 J 18 Institute ACL20-34
 J 19 Sharon AC..... W41-31
 J 20 Buckland GuardsL31-34
 J 21 Oberlin.....L31-41
 M 3 Co. F Portage W52-28
 M 17 Chicago..... W29-24

1905-06

Record: 12-2; Big Ten 6-2 (2nd)
 Coach: Emmett Angell
 D 14 Manitowoc..... W35-25
 D 15 Menasha..... W30-22
 D 16 UW-Oshkosh..... W30-21
J 13 Lawrence.....W25-20
 J 19 Armour Institute..... W37-15
 J 20 Purdue W34-14
F 3 PurdueW31-15
F 23 MinnesotaW31-24
 M 2 Chicago.....L18-35
 M 3 Illinois W36-32
M 9 ChicagoW22-19
M 10 Illinois % W 1-0
M 16 Co. C HudsonW31-20
 M 17 MinnesotaL10-16
 % – forfeit

1906-07

BIG TEN CO-CHAMPIONS
 Record: 11-3; Big Ten 6-2 (T1st)
 Coach: Emmett Angell
D 8 Milton W38-14
D 14 RiponW41-20
J 4 ColumbiaL 9-30
 J 11 UW-Stout..... W29-19
 J 12 MinnesotaL11-18
 J 18 Beloit W38-11
 J 19 Illinois..... W22-16
 J 25 Purdue..... W33-27
 J 26 Chicago.....L14-24
F 1 Illinois W47-14
F 21 Nebraska.....W35-31
M 6 Chicago.....W22-11
M 9 Minnesota.....W31-20
M 15 PurdueW37-10

1907-08

BIG TEN CO-CHAMPIONS
 Record: 10-2; Big Ten 7-1 (T1st)
 Coach: Emmett Angell
D 14 Beloit.....W38-13
D 20 UW Alumni.....W42-22
 J 17 Purdue..... W28-24
 J 18 Illinois W28-20
J 23 PurdueW34-13
J 25 ChicagoW37-16
J 31 Minnesota.....W29-17
 F 28 ChicagoL19-24
M 3 NebraskaW34-4
 M 7 Minnesota W34-14
M 9 IllinoisW27-14
M 12 Chicago #.....L16-18
 # – Big Ten title playoff game, Madison

1908-09

Record: 8-4; Big Ten 5-4 (3rd)
 Coach: Haskell Noyes
D 19 Lawrence.....W53-13
J 8 RiponW36-12
J 13 Beloit.....W 52-4
 J 15 Purdue.....L20-23
 J 16 IllinoisL16-28
J 23 Illinois.....W20-10
 J 30 Minnesota W14-13
F 6 Chicago.....L15-18
F 27 PurdueW30-6
M 1 Iowa.....W30-9
 M 6 Chicago.....L 4-18
M 9 Minnesota.....W37-13

1909-10

Record: 9-5; Big Ten 7-5 (3rd)
 Coach: Haskell Noyes
D 15 Beloit.....W24-9
D 17 RiponW32-5
J 8 NorthwesternW55-9
 J 21 IllinoisL14-34
 J 22 Purdue.....L17-29
J 25 Illinois.....W28-16
 J 28 ChicagoL14-16
 J 29 IndianaL11-13
F 5 Minnesota.....W24-14
 F 25 MinnesotaL 9-16
 F 26 Northwestern..... W39-11
M 5 ChicagoW11-10
M 7 IndianaW33-8
M 12 PurdueW38-14

1910-11

Record: 9-6; Big Ten 6-6 (5th)
 Coach: Haskell Noyes
D 10 Beloit.....W32-9
D 17 RiponW43-8
J 7 Lawrence.....W39-9
 J 13 Purdue.....L16-34
 J 14 Northwestern..... W29-9
J 21 Illinois.....W20-17
J 28 ChicagoW46-22
F 3 IndianaW51-9
 F 4 MinnesotaL16-17
F 24 PurdueW45-17
M 1 Minnesota.....L13-21
 M 4 Chicago.....L22-24
M 8 NorthwesternW23-11
 M 10 IndianaL18-21
 M 11 IllinoisL18-21

Note: Home Games are listed in BOLD

1911-12

**HELMS FOUND. NATIONAL CHAMPIONS
BIG TEN CO-CHAMPIONS**

Record: 15-0; Big Ten 12-0 (T1st)
Coach: Walter Meanwell

D 9	BeloitW	31-18
D 16	RiponW	54-13
D 20	BeloitW	20-12
J 5	IowaW	38-12
J 6	NorthwesternW	32-19
J 13	IllinoisW	27-10
J 20	MinnesotaW	22-12
J 27	ChicagoW	18-15
F 12	IowaW	30-5
F 17	IndianaW	51-10
F 24	NorthwesternW	46-11
M 2	ChicagoW	34-24
M 9	Minnesota (OT)W	29-26
M 15	IllinoisW	23-15
M 16	IndianaW	32-21

1912-13

BIG TEN CHAMPIONS

Record: 14-1; Big Ten 11-1 (1st)
Coach: Walter Meanwell

D 7	RiponW	40-13
D 12	BeloitW	33-10
D 18	Lake ForestW	44-15
J 11	IllinoisW	16-15
J 13	PurdueW	25-15
J 18	MinnesotaW	19-11
J 21	Ohio StateW	22-11
J 25	ChicagoW	31-18
F 13	IndianaW	30-19
F 15	Ohio StateW	27-22
F 21	IllinoisW	18-13
F 25	MinnesotaW	29-11
F 27	IndianaW	48-10
M 1	PurdueW	22-19
M 7	ChicagoL	10-23

1913-14

**HELMS FOUND. NATIONAL CHAMPIONS
BIG TEN CO-CHAMPIONS**

Record: 15-0; Big Ten 12-0 (1st)
Coach: Walter Meanwell

D 13	KnoxW	48-15
D 18	BeloitW	45-15
J 6	ParsonsW	50-0
J 10	IllinoisW	26-25
J 12	IndianaW	57-15
J 17	MinnesotaW	28-7
J 24	ChicagoW	16-14
F 10	NorthwesternW	38-9
F 13	Purdue (OT)W	25-20
F 17	NorthwesternW	33-26
F 20	IllinoisW	29-16
F 24	IndianaW	46-24
F 28	MinnesotaW	27-9
M 6	ChicagoW	25-18
M 10	PurdueW	27-13

1914-15

Record: 13-4; Big Ten 8-4 (3rd)
Coach: Walter Meanwell

D 11	BeloitW	28-16
D 14	Arkansas StateW	45-7
D 18	LawrenceW	29-21
J 2	UW-MilwaukeeW	21-10
J 5	GrinnellW	41-19
J 9	IndianaW	39-18

J 11	Purdue (OT)W	28-24
J 16	MinnesotaW	23-20
J 18	IndianaW	47-15
J 23	ChicagoL	19-24
F 8	IllinoisL	19-39
F 13	IllinoisL	17-19
F 16	Ohio StateW	26-17
F 19	PurdueW	26-21
F 27	MinnesotaW	31-7
M 6	Ohio StateW	23-12
M 12	ChicagoL	18-30

1915-16

**HELMS FOUND. NATIONAL CHAMPIONS
BIG TEN CHAMPIONS**

Record: 20-1; Big Ten 11-1 (1st)
Coach: Walter Meanwell

D 10	BeloitW	38-11
D 15	LawrenceW	46-16
D 30	RiponW	27-15
D 30	Ripon ReservesW	41-7
D 31	UW-MilwaukeeW	51-12
J 1	UW-Milw. AlumniW	24-18
J 1	UW-MilwaukeeW	39-8
J 3	WabashW	24-14
J 8	PurdueW	33-17
J 10	Iowa (OT)W	36-31
J 15	MinnesotaW	31-11
J 18	NorthwesternW	22-18
J 22	IllinoisL	20-27
J 29	ChicagoW	29-18
F 14	Neb. WesleyanW	25-20
F 19	IllinoisW	34-14
F 25	PurdueW	35-22
F 28	IowaW	39-17
M 4	MinnesotaW	32-14
M 8	ChicagoW	24-12
M 11	NorthwesternW	24-21

1916-17

Record: 15-3; Big Ten 9-3 (4th)
Coach: Walter Meanwell

D 9	BeloitW	58-11
D 13	RiponW	30-17
D 16	North Central (IL)W	50-21
D 20	LawrenceW	41-14
D 21	UW-Milw. M ClubW	35-23
J 3	RiponW	24-20
J 6	Ohio StateW	30-22
J 8	Northwestern (OT)W	29-21
J 13	MinnesotaL	25-33
J 20	IllinoisW	25-14
J 26	ChicagoL	13-21
F 12	NorthwesternW	23-21
F 17	Ohio StateW	40-15
F 24	IllinoisL	17-20
M 3	ChicagoW	25-16
M 6	IndianaW	29-14
M 10	MinnesotaW	16-13
M 15	IndianaW	18-16

1917-18

BIG TEN CHAMPIONS
Record: 14-3; Big Ten 9-3 (1st)
Coach: Guy Lowman

D 8	BeloitW	26-21
D 13	RiponW	33-13
D 15	North Central (IL)W	18-13
D 19	MarquetteW	15-14
J 2	RiponW	35-16
J 5	NorthwesternL	17-33
J 8	IowaW	36-22
J 19	IllinoisW	22-21
J 21	IowaW	34-19

J 26	PurdueW	21-16
F 16	ChicagoL	21-23
F 23	IllinoisW	23-15
M 2	MinnesotaW	18-17
M 7	NorthwesternW	26-18
M 9	ChicagoW	16-13
M 13	PurdueW	24-18
M 16	MinnesotaL	11-19

1918-19

Record: 5-11; Big Ten 3-9 (10th)
Coach: Guy Lowman

D 27	Camp Grant (OT)W	16-15
D 28	Great LakesL	14-43
D 30	UW-MilwaukeeW	39-18
J 4	Great LakesL	12-14
J 11	NorthwesternL	15-20
J 18	MinnesotaL	11-38
J 25	IllinoisL	15-25
F 1	ChicagoL	19-24
F 10	IowaW	29-18
F 15	IllinoisL	14-16
F 22	NorthwesternL	23-32
F 24	IndianaW	29-16
M 1	MinnesotaL	12-23
M 8	ChicagoW	25-15
M 10	IowaL	27-29
M 15	IndianaL	12-22

1919-20

Record: 15-5; Big Ten 7-5 (5th)
Coach: Guy Lowman

D 5	UW-River FallsW	36-17
D 13	Ripon (OT)W	19-16
D 16	BeloitW	33-11
D 19	RiponW	20-13
D 20	UW-OshkoshW	17-7
J 1	UW-MilwaukeeW	36-10
J 3	Great LakesW	27-19
J 5	IowaW	35-18
J 10	Great LakesW	33-15
J 17	ChicagoL	19-36
J 19	IowaL	20-21
J 24	IllinoisL	20-43
J 31	MinnesotaW	28-12
F 14	MichiganW	40-13
F 21	IllinoisW	33-29
F 24	Ohio StateW	31-27
F 28	MinnesotaL	26-32
M 6	MichiganL	19-23
M 8	Ohio StateW	34-22
M 12	ChicagoW	26-17

1920-21

BIG TEN CHAMPIONS
Record: 13-4; Big Ten 8-4 (T1st)
Coach: Walter Meanwell

D 10	KnoxW	29-16
D 12	UW-River FallsW	28-8
D 17	UW-La CrosseW	24-14
D 18	MarquetteW	23-18
D 29	South DakotaW	25-10
J 3	NorthwesternL	12-13
J 8	MichiganW	27-24
J 15	ChicagoL	27-39
J 22	IllinoisW	23-18
J 24	MichiganW	25-17
J 29	MinnesotaL	21-22
F 12	NorthwesternW	22-10
F 19	IllinoisL	9-17
F 21	Ohio StateW	42-25
F 26	ChicagoW	25-19
M 5	MinnesotaW	18-12
M 8	Ohio StateW	34-24

1921-22

Record: 14-5; Big Ten 8-4 (T2nd)
Coach: Walter Meanwell

D 10	Michigan State.....	W	27-13
D 16	Butler	L	20-26
D 17	Ripon	W	27-17
D 20	Knox	W	15-9
D 22	UW-Milw. M Club.....	W	23-19
D 23	UW-La Crosse.....	W	24-21
J 3	Nebraska	W	27-14
J 7	Iowa	W	18-15
J 9	Northwestern.....	W	21-9
J 14	Michigan (OT)	W	18-16
J 21	Minnesota	L	15-17
F 10	Illinois.....	W	25-23
F 13	Iowa.....	L	18-24
F 18	Michigan.....	L	17-18
F 22	Northwestern	W	23-11
F 27	Illinois.....	L	35-37
M 4	Minnesota	W	34-20
M 8	Chicago.....	W	24-17
M 11	Chicago.....	W	31-24

1922-23

BIG TEN CO-CHAMPIONS

Record: 12-3; Big Ten 11-1 (T1st)
Coach: Walter Meanwell

D 15	Butler	L	13-20
D 19	Lombard	W	37-9
J 3	Marquette.....	L	8-9
J 6	Northwestern.....	W	21-10
J 8	Indiana	W	17-10
J 13	Chicago.....	W	24-11
J 20	Minnesota.....	W	24-12
F 6	Purdue.....	L	13-17
F 14	Michigan.....	W	18-15
F 19	Michigan.....	W	16-11
F 24	Purdue.....	W	20-19
M 3	Minnesota.....	W	36-10
M 5	Northwestern	W	29-17
M 10	Chicago.....	W	33-11
M 12	Indiana	W	35-17

1923-24

BIG TEN CHAMPIONS

Record: 11-5-1; Big Ten 8-4 (T1st)
Coach: Walter Meanwell

D 8	Milliken.....	W	53-13
D 14	DePauw (3OT)	T	25-25
D 19	Marquette.....	W	27-7
J 2	Franklin College.....	L	18-21
J 5	Indiana	W	23-21
J 12	Northwestern.....	W	25-10
J 14	Indiana	W	28-27
J 26	Chicago.....	L	18-35
F 12	Butler	W	25-23
F 16	Illinois.....	W	13-12
F 23	Ohio State.....	L	13-27
F 25	Illinois.....	L	20-31
M 1	Northwestern	W	23-14
M 3	Ohio State.....	W	30-20
M 8	Iowa.....	L	19-22
M 11	Iowa.....	W	36-26
M 15	Chicago.....	W	30-14

1924-25

Record: 6-11; Big Ten 3-9 (9th)
Coach: Walter Meanwell

D 12	Wabash.....	W	21-20
D 19	Butler	L	16-22
D 22	Grinnell	W	29-15
J 6	DePauw	W	27-22
J 10	Minnesota	L	14-16
J 13	Ohio State.....	L	20-27
J 19	Michigan	L	12-14
J 24	Minnesota.....	L	14-25
F 11	Franklin College.....	L	11-26
F 16	Iowa.....	W	16-15
F 21	Illinois.....	L	25-35
F 23	Purdue	L	22-30
F 28	Michigan.....	L	16-27
M 3	Iowa.....	W	25-23
M 9	Illinois.....	W	24-9
M 12	Purdue.....	L	26-32
M 14	Ohio State.....	L	23-37

1925-26

Record: 8-9; Big Ten 4-8 (T8th)
Coach: Walter Meanwell

D 7	North Dakota St.....	L	11-16
D 12	South Dakota St.....	W	48-9
D 18	Marquette	W	42-26
J 2	DePauw	W	32-31
J 5	Minnesota.....	W	36-24
J 11	Indiana	W	33-31
J 16	Chicago.....	L	15-17
J 23	Northwestern	W	35-27
F 5	Butler	W	31-24
F 13	Chicago.....	W	26-23
F 16	Northwestern.....	L	26-36
F 20	Purdue.....	L	21-29
F 22	Michigan.....	L	13-22
F 26	Purdue.....	L	31-32
M 1	Michigan (OT)	L	23-24
M 5	Minnesota	L	19-31
M 9	Indiana	L	20-35

1926-27

Record: 10-7; Big Ten 7-5 (T4th)
Coach: Walter Meanwell

D 17	Franklin College.....	L	24-27
D 22	Marquette	W	29-26
D 30	DePauw	W	24-20
J 3	Syracuse (N1).....	W	31-24
J 8	Indiana	L	23-28
J 10	Ohio State.....	W	25-16
J 15	Northwestern.....	W	28-18
J 17	Chicago (OT).....	W	33-30
J 22	Northwestern	W	25-24
F 8	Notre Dame.....	L	14-19
F 12	Chicago.....	W	31-20
F 19	Ohio State.....	L	16-20
F 22	Iowa.....	W	24-21
F 26	Indiana	L	23-31
F 28	Illinois.....	L	28-32
M 5	Illinois.....	W	39-13
M 11	Iowa.....	L	17-26

N1 — at Cleveland, Ohio

1927-28

Record: 13-4; Big Ten 9-3 (T3rd)
Coach: Walter Meanwell

D 10	Coe.....	W	18-6
D 16	Butler	W	25-18
D 19	DePauw	W	32-17
J 2	Oregon State.....	W	36-21
J 7	Ohio State.....	W	30-13
J 9	Michigan	W	26-22
J 14	Minnesota	W	35-26
J 16	Illinois.....	L	33-34
F 7	Notre Dame.....	L	14-21
F 11	Minnesota.....	W	38-18
F 18	Ohio State.....	W	21-18
F 20	Iowa.....	W	31-21
F 23	Purdue	W	28-22
F 25	Purdue.....	L	15-31
M 3	Iowa.....	W	20-17
M 5	Michigan.....	L	19-42
M 9	Illinois.....	W	32-22

1928-29

BIG TEN CO-CHAMPIONS

Record: 15-2; Big Ten 10-2 (T1st)
Coach: Walter Meanwell

D 10	Franklin College.....	W	37-19
D 15	Pittsburgh (N1).....	W	34-24
D 29	Lombard	W	29-12
J 1	Carleton.....	W	32-24
J 5	Minnesota.....	W	29-21
J 7	Michigan.....	L	23-31
J 12	Chicago.....	W	33-21
J 14	Indiana	W	21-20
J 19	Minnesota.....	W	39-17
J 21	Purdue.....	W	31-26
F 12	Bradley.....	W	48-22
F 16	Indiana	W	27-25
F 18	Northwestern	W	37-23
F 23	Northwestern.....	W	31-25
F 25	Purdue	W	27-24
M 4	Michigan.....	L	22-37
M 9	Chicago.....	W	19-15

N1 — at Milwaukee

1929-30

Record: 15-2; Big Ten 8-2 (2nd)
Coach: Walter Meanwell

D 14	Monmouth.....	W	28-10
D 19	Carleton.....	W	27-18
D 28	Lombard	W	22-11
D 31	Iowa State.....	W	34-17
J 4	Northwestern.....	L	14-23
J 11	Ohio State.....	W	32-25
J 18	Illinois.....	W	14-9
J 20	Chicago.....	W	33-23
J 23	Indiana (OT).....	W	23-21
F 8	Carroll	W	22-13
F 11	Marquette.....	W	29-15
F 13	Marquette.....	W	29-22
F 15	Northwestern	W	29-22
F 22	Chicago.....	L	21-23
F 24	Illinois.....	W	23-17
M 3	Ohio State.....	W	32-23
M 8	Indiana	W	34-23

1930-31

Record: 8-9; Big Ten 4-8 (T7th)
Coach: Walter Meanwell

Table listing basketball games for 1930-31 season, including scores for teams like Carroll, Pennsylvania, Missouri, Marquette, Illinois, Ohio State, Michigan, Iowa, Minnesota, Washington U., and Purdue.

1931-32

Record: 8-10; Big Ten 3-9 (T8th)
Coach: Walter Meanwell

Table listing basketball games for 1931-32 season, including scores for teams like Brigham Young, Pittsburgh, Marquette, Maryland (OT), Michigan, Purdue, Chicago, Northwestern, Marquette, Butler, Indiana, Minnesota, Chicago, Purdue, Michigan, Indiana, and Minnesota.

1932-33

Record: 7-13; Big Ten 4-8 (8th)
Coach: Walter Meanwell

Table listing basketball games for 1932-33 season, including scores for teams like Carleton, Marquette, Maryland, Michigan State, Marquette, Chicago, Iowa, Indiana (OT), Illinois, Northwestern, UW-Stevens Point, Ohio State, Chicago, and Loyola (IL).

1933-34

Record: 14-6; Big Ten 8-4, (T2nd)
Coach: Walter Meanwell

Table listing basketball games for 1933-34 season, including scores for teams like Ripon, Carleton, Carroll, Marquette, UW-Stevens Point, Butler, Marquette, Illinois, Iowa, Michigan, Purdue, Michigan State, Minnesota, Ohio State, Illinois, Michigan, Ohio State, Purdue, Iowa, and Minnesota.

1934-35

BIG TEN CO-CHAMPIONS
Record: 15-5; Big Ten 9-3 (T1st)
Coach: Harold Foster

Table listing basketball games for 1934-35 season, including scores for teams like Franklin College, Carleton, Wabash, Marquette, Pittsburgh, Michigan St. (OT), Purdue, Northwestern, Indiana, Michigan, Northwestern, Minnesota, DePauw, Chicago, Indiana (OT), Minnesota, Michigan, Chicago, and Purdue.

1935-36

Record: 11-9; Big Ten 4-8 (8th)
Coach: Harold Foster

Table listing basketball games for 1935-36 season, including scores for teams like DePauw, Michigan State, Hamline, Marquette, Marquette, DePaul, Washburn, Ohio State, Chicago (OT), Illinois, Iowa, Indiana, Butler, Ohio State, Illinois, Iowa, Indiana, Northwestern, Chicago, and Northwestern.

1936-37

Record: 8-12; Big Ten 3-9 (T8th)
Coach: Harold Foster

Table listing basketball games for 1936-37 season, including scores for teams like Ball State, North Dakota, Marquette, Marquette, Pittsburgh, Butler, DePaul, Purdue, Illinois, Ohio State, Michigan, Iowa, Michigan State, Minnesota, Iowa, Illinois, Minnesota, Purdue, and Michigan.

1937-38

Record: 10-10; Big Ten 5-7 (7th)
Coach: Harold Foster

Table listing basketball games for 1937-38 season, including scores for teams like Marquette, North Dakota, Pittsburgh, Notre Dame, Marquette, Missouri, Northwestern, Minnesota, Chicago, Purdue, Michigan, Michigan State, Indiana, Northwestern, Chicago, Purdue, Michigan, Pennsylvania, Indiana, and Minnesota.

1938-39

Record: 10-10; Big Ten 4-8 (7th)
Coach: Harold Foster

Table listing basketball games for 1938-39 season, including scores for teams like Beloit, Marquette, Notre Dame, Marquette, Butler, Xavier (OH), Detroit, Iowa, Chicago, Indiana, Michigan, Illinois, Michigan State, Purdue, Northwestern, Purdue (OT), Minnesota, Ohio State, Minnesota, and Chicago.

1939-40

Record: 5-15; Big Ten 3-9 (9th)
Coach: Harold Foster

D 4 CarletonW.... 37-19
D 9 MarquetteW.... 46-39
D 12 Notre Dame.....L.....33-51
D 16 Marquette.....L.....28-41
D 30 Nebraska (N1).....L.....43-53
J 2 StanfordL..... 26-39
J 6 Chicago.....W.....20-18
J 8 MichiganL..... 39-44
J 13 Purdue.....L.....36-49
J 15 IndianaL..... 34-40
F 3 Michigan State.....L.....41-48
F 5 ButlerL..... 46-50
F 10 Iowa.....L.....35-37
F 12 MinnesotaW.... 36-34
F 17 Ohio State.....L.....35-41
F 19 Illinois.....L.....35-37
F 24 Purdue (OT)L.... 45-48
F 26 Minnesota.....L.....39-44
M 2 NorthwesternL.... 44-47
M 4 ChicagoW.... 46-31

N1 – at Milwaukee
N2 – at Chicago Stadium

1940-41

**NCAA CHAMPIONS
BIG TEN CHAMPIONS**

Record: 20-3; Big Ten 11-1 (1st)
Coach: Harold Foster

D 2 Ripon (N1)W.... 39-20
D 7 MarquetteW.... 38-32
D 14 Notre DameW.... 44-43
D 18 PittsburghL.... 34-36
D 21 Marquette.....L.....30-40
D 31 Princeton (N2).....W....52-40
J 4 Nebraska.....W....46-31
J 6 Minnesota.....L.....27-44
J 11 IowaW.... 49-35
J 13 Purdue (OT)W.... 48-42
J 18 Michigan.....W....40-30
J 20 Chicago.....W....44-37
J 25 Ohio StateW.... 46-31
F 8 ButlerW.... 59-55
F 10 Northwestern (OT).....W....48-46
F 15 IllinoisW.... 46-30
F 17 Purdue.....W....43-42
F 22 ChicagoW.... 65-25
F 24 Indiana.....W....38-30
M 1 MinnesotaW.... 42-32

NCAA Tournament
(Eastern Regional, Madison, Wis.)
M 21 Dartmouth.....W....51-50
M 22 Pittsburgh.....W....36-30
NCAA Championship
(Kansas City, Mo.)
M 29 Washington State.....W....39-34
N1 – at Wisconsin Rapids
N2 – at Milwaukee

1941-42

Record: 14-7; Big Ten 10-5, (T2nd)
Coach: Harold Foster

D 1 CarrollW.... 56-35
D 6 MarquetteW.... 35-34
D 13 Notre DameW.... 43-35
D 20 Marquette.....W....36-25
D 31 Dartmouth (N1).....L....49-57
J 3 IllinoisL..... 40-55
J 5 Indiana.....L.....34-38
J 10 Iowa.....L.....45-49
J 12 ChicagoW.... 56-24
J 17 Northwestern (N2).....W....49-46
J 19 MichiganW.... 58-36

J 24 IndianaW.... 42-36
F 7 Great LakesL.... 42-47
F 9 Chicago.....W....54-20
F 14 Ohio StateW.... 49-39
F 16 Purdue.....L.....34-40
F 21 NorthwesternW.... 59-47
F 23 Illinois.....L.....43-45
F 28 Ohio State.....W....44-39
M 2 Minnesota.....W....49-47
M 7 IowaW.... 62-45

N1 – at Milwaukee
N2 – at Chicago Stadium

1942-43

Record: 12-9; Big Ten 6-6 (T4th)
Coach: Harold Foster

D 5 MarquetteW.... 45-36
D 12 Camp GrantW.... 38-36
D 14 Notre Dame (OT).....L....59-61
D 19 Marquette.....W....50-38
D 21 OklahomaW.... 48-37
D 31 Harvard (N1).....W....58-41
J 4 HamlineW.... 41-37
J 9 Northwestern (N2).....W....67-65
J 11 IllinoisL.... 40-52
J 15 Michigan.....L.....34-38
J 16 Michigan.....W....55-34
J 26 Great Lakes.....L.....43-61
J 30 MinnesotaW.... 54-33
F 6 Great LakesL.... 48-55
F 8 ChicagoW.... 74-30
F 13 IndianaL.... 44-51
F 15 IndianaW.... 57-53
F 20 Illinois.....L.....26-50
F 22 NorthwesternL.... 54-56
F 27 Purdue.....W....53-45
M 1 Minnesota.....L.....34-48

N1 – at Milwaukee
N2 – at Chicago Stadium

1943-44

Record: 12-9; Big Ten 9-3 (T2nd)
Coach: Harold Foster

N 29 DePauw Pre-FlightW.... 28-25
D 4 MarquetteL.... 43-51
D 11 Notre Dame.....L.....31-41
D 13 Camp GrantL.... 40-51
D 18 Marquette.....W....40-37
D 31 Notre Dame (N1).....W....47-45
J 3 Illinois (OT)L.... 43-45
J 7 Illinois.....W....43-38
J 8 Northwestern (N2).....L....38-60
J 14 MichiganW.... 50-41
J 15 MichiganW.... 42-31
J 29 Minnesota.....W....49-30
F 4 N'western (2OT)W.... 50-47
F 7 Great LakesL.... 40-63
F 11 Indiana.....W....62-43
F 12 Indiana.....W....52-31
F 19 Purdue (OT)L.... 50-52
F 25 MinnesotaW.... 50-33
M 3 DePaul (N2).....L.....35-48
M 4 Chicago.....W....74-46
M 5 Great Lakes.....L.....47-63

N1 – at Milwaukee
N2 – at Chicago Stadium

1944-45

Record: 10-11; Big Ten 4-8 (T6th)
Coach: Harold Foster

D 2 LawrenceW.... 48-22
D 9 MarquetteW.... 45-40
D 16 Notre DameL.... 46-57
D 20 Iowa Pre-FlightW.... 51-43

D 23 Marquette.....W....46-39
D 30 Missouri (N1).....W....52-37
J 6 NorthwesternL.... 37-52
J 8 Truax Field.....W....53-42
J 13 MinnesotaW.... 46-37
J 22 Great LakesL.... 51-66
J 27 Northwestern (N2).....W....44-43
J 29 Purdue.....L.....34-45
F 2 Michigan.....L.....39-50
F 3 Ohio State.....L.....36-40
F 4 Great Lakes.....L.....49-59
F 9 Ohio StateL.... 34-63
F 10 MichiganW.... 55-44
F 17 PurdueW.... 64-48
F 19 Iowa.....L.....53-54
F 24 IowaL.... 38-68
M 3 Minnesota.....L.....50-54

N1 – at Milwaukee
N2 – at Chicago Stadium

1945-46

Record: 4-17; Big Ten 1-11 (9th)
Coach: Harold Foster

D 1 CarrollW.... 67-25
D 3 RiponW.... 59-24
D 8 MarquetteW.... 42-32
D 15 Notre Dame.....L.....51-65
D 17 Great LakesL.... 47-54
D 22 Marquette.....L.....41-62
D 23 Great Lakes.....L.....39-53
J 1 Illinois.....L.....31-56
J 5 Minnesota.....L.....45-59
J 7 Iowa.....L.....50-57
J 12 PurdueL.... 49-53
J 26 Northwestern (N1).....L....34-56
J 28 Purdue.....L.....46-59
F 2 MichiganW.... 58-57
F 9 NorthwesternL.... 58-63
F 11 Michigan.....L.....56-66
F 16 IowaL.... 39-44
F 18 Illinois.....L.....53-72
F 23 Michigan StateL.... 48-59
M 1 Michigan State.....L.....52-56
M 4 Minnesota.....L.....57-58

N1 – at Chicago Stadium

1946-47

BIG TEN CHAMPIONS

Record: 16-6; Big Ten 9-3 (1st)
Coach: Harold Foster

D 2 LawrenceW.... 61-43
D 7 MarquetteW.... 65-51
D 9 Butler.....W....60-52
D 14 Notre Dame (OT)W.... 53-49
D 18 OklahomaL.... 40-56
D 21 Marquette.....L.....47-55
D 23 So. CaliforniaW.... 61-56
J 1 IllinoisW.... 53-47
J 4 Iowa.....W....63-62
J 11 IndianaW.... 70-49
J 20 Michigan State.....W....58-48
J 25 Illinois.....L.....37-63
J 27 NorthwesternW.... 45-44
F 3 IowaW.... 60-53
F 8 MinnesotaW.... 60-51
F 10 Michigan.....W....52-51
F 15 Northwestern (N1).....W....54-42
F 22 Ohio StateL.... 56-57
F 24 Purdue.....W....72-60
M 1 Minnesota.....L.....55-58

NCAA Tournament
(Eastern Regional, New York City)
M 20 City College of NY.....L.....56-70
M 22 Navy.....W....50-49
N1 – at Chicago Stadium

1947-48

Record: 12-8; Big Ten 7-5 (T3rd)
Coach: Harold Foster

D 6 MarquetteW.... 57-50
D 8 ButlerW.... 61-53
D 12 PittsburghW.... 49-36
D 19 California.....L....61-73
D 20 California.....L....44-59
D 22 Oklahoma.....L....49-75
D 31 Marquette.....W....67-60
J 3 IllinoisW.... 52-47
J 5 MinnesotaW.... 59-50
J 10 Indiana.....W....58-54
J 12 IowaW.... 60-51
J 17 MichiganL.... 39-43
J 19 PurdueW.... 49-44
J 24 Illinois.....L....36-57
F 7 Northwestern (N1).....W....68-62
F 9 Michigan StateW.... 51-39
F 16 Ohio State.....L....47-53
F 21 Iowa.....L....40-62
F 23 NorthwesternW.... 59-54
M 1 Minnesota.....L....41-46
N1 — at Chicago Stadium

1948-49

Record: 12-10; Big Ten 5-7 (7th)
Coach: Harold Foster

D 1 RiponW.... 66-36
D 4 Marquette (OT)W.... 67-63
D 9 MissouriW.... 58-42
D 11 Loyola (IL)L.... 37-40
D 13 Notre Dame.....L....54-60
D 21 Southern California.....L....31-36
D 23 UCLA.....W....49-46
D 31 Marquette.....W....60-34
J 3 Illinois.....L....50-62
J 8 CreightonW.... 75-39
J 10 Minnesota.....L....33-47
J 15 IndianaW.... 58-48
J 17 Ohio StateL.... 54-57
F 5 IllinoisL.... 54-61
F 7 Michigan.....L....38-40
F 12 Northwestern (N1).....W....56-52
F 14 Purdue.....L....48-53
F 19 Iowa.....L....60-61
F 21 NorthwesternW.... 57-46
F 26 Western OntarioW.... 79-45
F 28 IowaW.... 70-47
M 5 MinnesotaW.... 45-43
N1 — at Chicago Stadium

1949-50

Record: 17-5; Big Ten 9-3 (2nd)
Coach: Harold Foster

D 3 MarquetteW.... 63-48
D 6 Kansas StateW.... 56-48
D 8 Oregon StateL.... 36-49
D 10 Loyola (IL).....W....68-55
D 13 Notre DameW.... 56-48
D 17 Marquette.....W....62-45
D 20 Missouri.....L....48-50
D 28 Rutgers (N1).....W....68-55
D 30 UCLAW.... 54-52
J 2 IllinoisW.... 59-50
J 7 Indiana.....L....59-61
J 14 MichiganW.... 53-41
J 16 MinnesotaW.... 57-54
F 4 Ohio State.....L....47-61
F 6 Michigan State.....W....66-47

F 11 Northwestern (N2).....W....66-59
F 13 Iowa (OT).....W....66-62
F 18 IowaW.... 53-44
F 20 PurdueW.... 56-45
F 25 Illinois.....L....58-76
F 27 NorthwesternW.... 67-53
M 4 Minnesota.....W....60-54
N1 — at Iowa City, Iowa
N2 — at Chicago Stadium

1950-51

Record: 10-12; Big Ten 7-7 (T4th)
Coach: Harold Foster

D 2 MarquetteW.... 49-42
D 8 Loyola (IL)L.... 51-54
D 11 Notre Dame.....L....61-67
D 16 Marquette.....L....58-61
D 18 Kansas State.....L....58-77
D 19 St. Louis (OT).....L....48-53
D 28 San Jose StateW.... 75-59
J 1 Illinois (OT)L.... 69-71
J 6 Michigan.....W....61-52
J 8 Michigan State.....W....53-52
J 13 Ohio State.....W....74-67
J 15 NorthwesternW.... 68-56
F 1 ButlerW.... 60-35
F 3 Minnesota.....W....47-44
F 5 Ohio StateW.... 56-51
F 10 Illinois.....L....52-63
F 12 Purdue.....L....46-62
F 17 IowaL.... 60-73
F 24 Michigan StateW.... 35-29
F 26 MichiganL.... 50-52
M 3 PurdueL.... 61-64
M 5 Indiana.....L....58-68

1951-52

Record: 10-12; Big Ten 5-9 (7th)
Coach: Harold Foster

D 1 MarquetteW.... 48-46
D 8 Notre DameL.... 53-63
D 13 Loyola (LA)W.... 66-47
D 17 St. LouisW.... 55-54
D 22 Marquette.....L....47-51
D 27 Oregon (N1).....W....82-77
D 28 California (N1).....L....49-68
J 5 PurdueL.... 64-79
J 7 Illinois.....L....49-53
J 12 Ohio StateW.... 58-51
J 19 Northwestern.....W....74-58
J 21 Michigan State.....L....39-50
F 6 Butler.....W....62-60
F 9 MinnesotaL.... 47-54
F 11 Purdue.....L....67-78
F 16 Michigan StateL.... 55-57
F 18 Michigan.....L....55-56
F 23 IndianaL.... 48-63
F 25 MichiganW.... 69-53
M 1 Ohio State.....L....56-69
M 3 Iowa.....W....78-75
M 8 IllinoisW.... 58-48
N1 — at San Francisco

1952-53

Record: 13-9; Big Ten 10-8 (5th)
Coach: Harold Foster

D 5 MarquetteW.... 76-55
D 8 Loyola (LA).....W....81-60
D 15 IowaW.... 75-70

D 20 Purdue.....L....59-65
D 26 CaliforniaW.... 64-57
D 27 Oregon (N1).....L....64-66
D 29 Iowa.....L....66-83
J 3 PurdueW.... 50-46
J 5 Minnesota.....L....53-64
J 10 Illinois.....L....61-71
J 12 MinnesotaW.... 76-74
J 17 Northwestern.....W....78-56
J 19 Ohio StateW.... 64-51
F 7 IllinoisL.... 61-65
F 9 Indiana.....L....48-66
F 14 MichiganW.... 75-63
F 16 IndianaL.... 70-72
F 21 Michigan.....W....74-52
F 23 Michigan State.....L....45-53
F 28 Ohio State.....W....69-63
M 7 NorthwesternW.... 74-58
M 9 Michigan StateW.... 58-51
N1 — at Iowa City, Iowa

1953-54

Record: 12-10; Big Ten 6-8 (T5th)
Coach: Harold Foster

D 1 ButlerW.... 70-54
D 4 Marquette.....W....64-56
D 7 Loyola (IL).....W....75-54
D 12 MissouriW.... 64-53
D 14 OklahomaL.... 65-69
D 19 LSU.....W....82-66
D 21 Tulane (OT).....L....55-57
D 28 DenverW.... 67-48
J 2 PurdueW.... 66-57
J 4 Indiana.....L....67-70
J 9 Iowa.....L....54-71
J 11 NorthwesternW.... 64-47
J 16 IndianaL.... 74-90
J 18 Michigan State.....W....55-53
F 6 Ohio State.....W....79-73
F 13 Illinois (OT)L.... 64-70
F 15 MinnesotaL.... 68-78
F 20 MichiganW.... 77-56
F 22 Illinois.....L....64-66
F 27 Purdue.....L....66-71
M 1 Michigan StateW.... 79-56
M 6 Minnesota.....L....73-78

1954-55

Record: 10-12; Big Ten 5-9 (T6th)
Coach: Harold Foster

D 4 Notre Dame.....L....61-72
D 6 Western MichiganW.... 80-68
D 11 Oklahoma.....W....77-66
D 13 Missouri.....L....56-67
D 18 LSUW.... 107-68
D 20 TulaneL.... 66-69
D 29 PrincetonW.... 66-64
J 1 Illinois.....W....79-64
J 3 IowaL.... 69-86
J 8 Michigan State.....L....77-94
J 10 Michigan.....L....63-90
J 15 IndianaW.... 77-66
J 17 Butler.....W....57-53
F 5 Michigan StateL.... 70-73
F 7 Indiana.....L....58-65
F 12 Ohio StateW.... 86-63
F 14 Purdue.....L....63-75
F 19 IllinoisL.... 71-99
F 21 MinnesotaL.... 69-71
F 26 Northwestern.....L....72-80
F 28 PurdueW.... 75-73
M 5 Minnesota.....W....78-72

1955-56

Record: 6-16; Big Ten 4-10 (T8th)
Coach: Harold Foster

D 1 ButlerL..... 63-67
D 5 Notre Dame.....W.....70-66
D 10 KansasL..... 66-74
D 12 So. MethodistL..... 62-75
D 19 NebraskaW..... 71-52
D 28 Washington.....L.....53-54
D 29 California.....L.....55-62
D 30 Stanford.....L.....53-65
J 2 PurdueL..... 66-78
J 7 IndianaL..... 71-75
J 9 Illinois (8).....L.....77-96
J 14 Ohio State (7) (2OT).....L.....98-100
J 16 MichiganW..... 69-58
F 4 Northwestern.....W.....79-55
F 6 IowaL..... 74-78
F 11 MinnesotaL..... 71-77
F 13 Indiana.....W.....69-67
F 18 Iowa.....L.....66-80
F 20 Ohio StateL..... 71-79
F 25 Michigan.....L.....68-78
F 27 Michigan State.....L.....82-89
M 3 NorthwesternW..... 76-70

1956-57

Record: 5-17; Big Ten 3-11 (9th)
Coach: Harold Foster

D 1 South Dakota (OT)L..... 56-58
D 3 Butler.....L.....50-54
D 8 Notre DameL..... 55-75
D 10 Nebraska.....L.....51-53
D 15 Washington U.W..... 41-38
D 20 Bradley.....L.....62-74
D 22 Kansas (1).....L.....62-83
D 29 YaleW..... 64-46
J 5 Northwestern.....L.....54-75
J 7 Indiana.....L.....68-79
J 12 Illinois (10)L..... 63-79
J 14 Michigan.....L.....62-71
J 19 IowaL..... 47-70
J 21 Ohio StateL..... 64-67
F 11 MichiganW..... 70-65
F 16 Ohio State.....L.....50-63
F 18 Minnesota.....L.....53-85
F 23 IndianaL..... 74-85
F 25 Michigan StateL..... 62-78
M 2 Purdue.....L.....66-85
M 4 NorthwesternW..... 82-69
M 9 Iowa.....W.....60-59

1957-58

Record: 8-14; Big Ten 3-11 (10th)
Coach: Harold Foster

D 2 South DakotaW..... 63-56
D 7 Notre DameL..... 53-75
D 9 Washington U.....W.....43-33
D 16 RiceW..... 67-62
D 19 ButlerW..... 59-58
D 27 New Mexico (N1).....W.....61-59
D 28 Wyoming (N1).....L.....65-93
D 30 Utah.....L.....70-72
J 4 IllinoisL..... 59-64
J 6 Michigan.....L.....49-70
J 11 Ohio StateW..... 67-64
J 13 Illinois.....W.....71-70
J 18 Purdue.....L.....47-62
J 20 Michigan StateW..... 66-52
F 8 MinnesotaL..... 66-71
F 10 IndianaL..... 87-93
F 15 PurdueL..... 76-81
F 17 Iowa.....L.....61-74
F 22 Michigan State.....L.....59-93
F 24 Minnesota.....L.....63-71

Note: Home Games are listed in BOLD

M 1 Northwestern.....L.....65-82
M 3 MichiganL..... 65-72

N1 – New Mexico Classic, Albuquerque

1958-59

Record: 3-19; Big Ten 1-13 (10th)
Coach: Harold Foster

D 2 MarquetteL..... 47-76
D 6 Rice.....L.....37-78
D 8 Southern Methodist.....L.....63-81
D 13 Notre DameW..... 56-54
D 15 MissouriW..... 68-60
D 19 WashingtonL..... 48-62
D 20 California (N1).....L.....53-68
D 30 Butler.....L.....55-69
J 3 Minnesota.....L.....66-79
J 5 IllinoisL..... 51-77
J 10 Purdue.....L.....61-84
J 12 MichiganL..... 74-84
F 2 Michigan State (7)L..... 57-88
F 7 Ohio State.....L.....72-78
F 9 PurdueW..... 91-86
F 14 IowaL..... 84-94
F 16 Illinois.....L.....54-93
F 21 MinnesotaL..... 50-69
F 23 Michigan.....L.....63-87
F 28 NorthwesternL..... 82-86
M 2 Michigan State (6).....L.....73-93
M 7 Indiana.....L.....71-97

N1 – at Iowa City, Iowa

1959-60

Record: 8-16; Big Ten 4-10 (9th)
Coach: John Erickson

D 1 ButlerL..... 82-88
D 5 Iowa StateL..... 53-71
D 7 Notre Dame.....L.....58-78
D 12 Loyola (IL)W..... 85-67
D 14 Missouri.....L.....66-78
D 19 Marquette.....L.....66-84
D 21 StanfordW..... 61-60
D 26 Boston College (N1).....W.....95-82
D 28 Canisius (N1).....L.....65-80
J 2 Michigan StateL..... 79-91
J 4 IowaL..... 64-71
J 9 Purdue.....L.....69-99
J 11 NorthwesternL..... 69-77
J 27 North DakotaW..... 92-80
J 30 Minnesota.....L.....72-86
F 6 IndianaL..... 85-97
F 8 Ohio State (4)L..... 69-106
F 13 Indiana.....L.....71-91
F 15 Iowa.....W.....63-58
F 20 IllinoisW..... 75-63
F 22 Michigan (OT).....W.....88-82
F 27 Ohio State (2).....L.....68-93
F 29 Northwestern.....L.....59-73
M 5 PurdueW..... 89-80

N1 – Queen City Tourn., Buffalo, N.Y.

1960-61

Record: 7-17; Big Ten 4-10 (8th)
Coach: John Erickson

D 1 Butler.....L.....58-73
D 3 Air ForceW..... 80-67
D 5 Iowa State.....L.....76-88
D 10 MarquetteW..... 55-51
D 17 Bradley (2).....L.....66-88
D 20 NevadaW..... 89-56
D 28 Oregon State (N1).....L.....54-56
D 29 Portland (N1) (OT).....L.....71-79
D 30 Washington St. (N1).....L.....72-78

J 7 Michigan State.....W.....74-71
J 9 Iowa (6)L..... 68-76
J 28 Loyola (IL).....L.....79-87
J 30 Ohio State (1)L..... 68-100
F 4 Purdue.....L.....58-69
F 6 Illinois.....L.....73-77
F 11 Northwestern.....L.....52-54
F 13 Iowa (9).....L.....61-63
F 18 IndianaL..... 84-98
F 20 MinnesotaW..... 83-75
F 25 Ohio State (1).....L.....74-97
F 27 MichiganW..... 76-68
M 4 NorthwesternW..... 75-61
M 6 Indiana.....L.....69-80
M 11 PurdueL..... 81-88

N1 – Far West Classic, Portland, Ore.

1961-62

Record: 17-7; Big Ten 10-4 (2nd)
Coach: John Erickson

D 2 South DakotaW..... 99-63
D 4 Florida StateW..... 64-63
D 9 CincinnatiL..... 67-86
D 11 Washington U.W..... 91-63
D 16 PacificW..... 92-68
D 20 Marquette.....L.....75-92
D 26 Providence (N1).....W.....95-84
D 28 Dayton (N1).....W.....105-93
D 30 Cincinnati (N1) (2).....L.....101-101
J 6 IowaW..... 91-79
J 8 Michigan State.....W.....83-78
J 23 North Dakota St.W..... 102-50
J 27 PurdueW..... 89-86
J 29 Illinois.....W.....85-81
F 3 Minnesota.....W.....94-88
F 5 MichiganL..... 74-81
F 10 Michigan StateW..... 77-72
F 12 Indiana.....W.....105-94
F 17 Michigan.....L.....65-84
F 19 IllinoisW..... 103-101
F 24 Northwestern.....W.....65-64
F 26 MinnesotaL..... 90-92
M 3 Ohio State (1)W..... 86-67
M 10 Iowa.....L.....64-81

N1 – ECAC Holiday Festival, NYC

1962-63

Record: 14-10; Big Ten 7-7 (6th)
Coach: John Erickson

D 1 Air Force.....W.....72-64
D 3 Arizona.....L.....46-51
D 8 Texas-El PasoW..... 73-59
D 10 Indiana StateL..... 86-87
D 15 Miami (OH)W..... 84-58
D 19 MarquetteW..... 76-58
D 22 UCLAL..... 63-77
D 28 Utah (N1).....W.....94-72
D 29 Marquette (N1).....W.....70-56
J 5 Purdue.....W.....74-66
J 12 Michigan StateL..... 68-75
J 14 Iowa.....L.....56-65
J 26 St. John's (NY)W..... 85-52
F 2 MinnesotaL..... 68-69
F 4 Michigan.....W.....81-78
F 9 Ohio State.....L.....70-94
F 11 Illinois (4)W..... 84-77
F 16 NorthwesternW..... 78-65
F 18 Minnesota.....L.....48-72
F 23 Illinois (6).....L.....77-89
F 25 IndianaW..... 102-96
M 2 Michigan State (OT).....W.....92-89
M 4 IowaW..... 75-69
M 9 MichiganL..... 80-82

N1 – Milwaukee Classic

1963-64

Record: 8-16; Big Ten 2-12 (10th)
Coach: John Erickson

D 2	KentW	88-77
D 7	OhioL	76-77
D 10	PittsburghW	85-83
D 14	Cincinnati (6)L	60-65
D 17	GonzagaW	115-71
D 20	Kentucky (N1) (2)L	85-108
D 21	Princeton (N1) (OT)L	87-90
D 27	Dartmouth (N2)W	94-68
D 28	Georgia Tech (N2)W	104-84
J 4	Ohio State (8)L	85-101
J 6	Michigan StateL	90-106
J 11	NorthwesternL	63-76
J 13	IowaW	79-61
J 28	MarquetteW	72-68
F 1	MinnesotaL	92-111
F 8	PurdueW	81-80
F 11	NorthwesternL	64-72
F 15	Ohio StateL	74-92
F 17	Indiana (2OT)L	80-82
F 22	Michigan (2)L	59-103
F 24	IndianaL	82-108
F 29	PurdueL	83-97
M 2	MinnesotaL	96-105
M 7	IllinoisL	73-97

N1 – Kentucky Invitational, Lexington
N2 – Milwaukee Classic

1964-65

Record: 9-13; Big Ten 4-10 (8th)
Coach: John Erickson

D 1	HoustonW	76-65
D 8	PittsburghW	80-63
D 12	Bowling GreenW	87-56
D 15	IllinoisL	56-70
D 18	Boston College (N1)L	85-86
D 19	Marquette (N1)L	61-62
D 26	Boston College (N2)W	70-69
J 4	IowaL	62-92
J 9	MinnesotaL	57-81
J 11	PurdueW	76-66
J 13	MarquetteL	58-59
J 30	Ohio StateL	86-98
F 1	Notre DameW	98-90
F 6	Ohio StateL	71-73
F 13	PurdueL	74-83
F 16	Minnesota (9)L	91-101
F 20	Indiana (7)L	87-101
F 23	Northwestern (OT)W	93-87
F 27	Michigan StateW	99-89
M 2	Michigan (1)L	75-98
M 6	NorthwesternW	88-76
M 8	IndianaL	73-92

N1 – Milwaukee Classic
N2 – Rainbow Classic, Honolulu

1965-66

Record: 11-13; Big Ten 6-8 (7th)
Coach: John Erickson

D 1	NebraskaL	88-101
D 4	Notre DameW	97-79
D 11	HoustonL	57-82
D 14	IllinoisL	70-90
D 17	Washington (N1)L	67-81
D 18	West Virginia (N1)L	93-101
D 20	MontanaW	76-72
D 22	CincinnatiL	74-87
D 29	PennsylvaniaW	84-70
J 3	MarquetteW	73-72
J 8	Iowa (7)W	69-68
J 11	IllinoisL	64-80

J 27	Hardin-SimmonsW	83-63
J 29	MichiganL	67-69
J 31	Ohio State (OT)L	81-87
F 5	Michigan StateL	65-79
F 7	IndianaW	79-78
F 12	Michigan (10)L	102-120
F 19	Michigan StateW	78-77
F 21	NorthwesternL	65-76
F 26	IowaL	70-80
F 28	NorthwesternW	90-62
M 5	PurdueW	69-68
M 7	MinnesotaW	87-74

– Milwaukee Classic

1966-67

Record: 13-11; Big Ten 8-6 (4th)
Coach: John Erickson

D 3	Cincinnati (10) (OT)L	70-77
D 10	Bowling GreenL	69-81
D 13	Iowa StateW	80-73
D 16	Fordham (N1)W	67-66
D 17	South Carolina (N1)W	88-84
D 19	IllinoisL	74-87
D 28	UCLA (N2) (1)L	56-100
D 29	Michigan (N2)L	88-98
D 30	Arizona (N2)W	104-77
J 4	MarquetteL	60-66
J 7	PurdueW	79-76
J 10	MichiganW	98-90
J 25	South DakotaW	94-53
J 28	Michigan StateL	61-68
F 4	Ohio State (OT)L	84-90
F 11	IndianaL	81-93
F 14	MinnesotaW	85-75
F 18	Iowa (3OT)W	96-95
F 21	NorthwesternW	110-94
F 25	Michigan StateW	68-64
F 28	NorthwesternL	82-91
M 4	Michigan (N3)W	80-79
M 7	Iowa (OT)L	87-90
M 11	IllinoisW	102-92

N1 – Milwaukee Classic
N2 – Los Angeles Classic
N3 – at Detroit

1967-68

Record: 13-11; Big Ten 7-7 (5th)
Coach: John Erickson

D 2	DePauwW	90-68
D 5	Notre DameL	73-81
D 9	SMUW	120-82
D 15	LSU (N1)W	96-94
D 16	Marquette (N1)W	70-62
D 20	FloridaW	86-81
D 27	Pennsylvania (N2)W	86-67
D 28	Temple (N2)L	80-82
D 29	Duquesne (N2)L	66-76
J 6	MichiganW	77-75
J 9	PurdueL	79-99
J 11	MarquetteL	56-71
J 16	Michigan StateW	70-68
J 30	MinnesotaW	72-62
F 3	Ohio StateL	64-86
F 6	IllinoisL	60-68
F 10	IndianaW	95-83
F 12	Ohio StateW	86-78
F 17	IowaL	61-69
F 24	Michigan StateL	77-87
F 27	MinnesotaW	94-82
M 2	PurdueW	104-84
M 5	IndianaL	85-93
M 9	NorthwesternL	75-77

N1 – Milwaukee Classic
N2 – Quaker City Classic, Philadelphia

1968-69

Record: 11-13; Big Ten 5-9 (T8th)
Coach: John Powless

N 30	NebraskaL	55-68
D 3	Kansas (4)W	67-62
D 7	North DakotaW	94-48
D 11	Notre Dame (7)L	56-57
D 14	Northern IllinoisW	69-67
D 21	FloridaL	66-71
D 27	Ohio (N1)W	74-68
D 28	Marquette (N1)L	56-59
D 31	Kentucky (N2) (3)W	69-65
J 4	PurdueL	80-86
J 7	Michigan StateL	67-77
J 11	Ohio State (16)L	69-84
J 14	MinnesotaW	68-61
J 28	Marquette (16)W	56-50
F 1	Illinois (7)L	73-86
F 4	IndianaL	63-65
F 8	Ohio State (12)W	77-73
F 11	MinnesotaW	69-63
F 15	Purdue (8)L	69-87
F 22	Michigan StateW	76-64
F 25	IndianaL	84-101
M 1	MichiganL	79-84
M 4	NorthwesternL	70-72
M 8	IowaW	84-74

N1 – Milwaukee Classic
N2 – at Chicago Stadium

1969-70

Record: 10-14; Big Ten 5-9 (T6th)
Coach: John Powless

D 1	Ball StateW	88-74
D 6	Southern MethodistW	78-76
D 8	KansasL	60-76
D 13	Southern IllinoisL	69-74
D 16	Iowa StateL	73-84
D 20	PittsburghW	85-71
D 26	Utah State (N1)W	81-74
D 27	Marquette (N1)L	43-64
J 3	IllinoisL	69-74
J 6	PurdueL	74-90
J 10	IowaL	74-92
J 13	MinnesotaW	90-84
J 27	Marquette (7)L	51-60
J 31	Ohio (13)W	72-69
F 3	Illinois (14)W	66-65
F 7	Michigan StateW	89-79
F 10	Iowa (14)L	100-119
F 14	MichiganW	84-74
F 17	IndianaL	77-89
F 21	NorthwesternL	75-82
F 24	Ohio StateL	86-98
F 28	MichiganW	90-86
M 3	NorthwesternL	82-87
M 7	Ohio StateL	87-96

N1 – Milwaukee Classic

1970-71

Record: 9-15; Big Ten 4-10 (T7th)
Coach: John Powless

D 1	Eastern IllinoisW	102-84
D 5	Michigan TechW	114-70
D 8	PittsburghL	76-81
D 12	Loyola (LA)W	94-83
D 15	OhioL	80-81
D 19	TulaneW	96-77
D 29	Texas (N1)W	89-73
D 30	Marquette (N1) (3)L	69-72
J 9	MichiganL	89-90
J 12	IllinoisL	82-84
J 16	Ohio StateL	69-83

J 19 NorthwesternW87-72
F 2 Marquette (1).....L75-89
F 6 Iowa.....L91-93
 F 9 Southern Illinois.....L75-86
 F 13 Northwestern.....L91-101
F 16 Ohio State (20)L71-79
 F 20 Michigan State.....L78-97
F 23 Illinois.....W88-84
 F 27 Iowa.....W89-83
M 2 Indiana (T18) (2OT).....W94-87
 M 6 Minnesota.....L98-104
M 9 Purdue.....L77-81
 M 13 Michigan.....L73-93

N1 – Milwaukee Classic

1971-72

Record: 13-11; Big Ten 6-8 (T5th)
 Coach: John Powless

D 1 Michigan TechW. **107-74**
 D 4 Tulane.....L70-72
 D 6 Loyola (LA).....W67-66
D 8 DePauw.....W92-69
D 11 Northern Michigan...W. **104-65**
D 13 Florida Tech.....W90-58
D 18 Pittsburgh.....W80-63
 D 27 Marshall (N1) (17).....L83-85
 D 28 Georgetown (N1).....W82-62
 J 3 Marquette (2).....L60-72
J 8 Iowa.....W81-80
 J 11 Michigan State.....L76-83
 J 15 Indiana (17) (OT).....W66-64
J 18 Minnesota (17).....L59-65
 F 5 Ohio State (9).....L69-79
F 12 Indiana (OT).....L76-84
 F 15 Purdue.....W84-65
 F 19 Minnesota.....L73-76
F 22 Purdue.....W66-60
 F 26 Illinois.....L86-91
F 29 Michigan State.....W. **101-74**
M 4 NorthwesternL82-90
 M 7 Michigan.....L70-93
M 11 Illinois.....W97-84

N1 – Milwaukee Classic

1972-73

Record: 11-13; Big Ten 5-9 (9th)
 Coach: John Powless

N 25 UCLA (PS 1).....L53-94
D 2 SIU-Edwardsville.....W. **100-74**
 D 4 Oral Roberts (12).....L76-90
D 9 South Dakota.....W87-63
D 19 West Virginia.....W77-59
 D 29 Yale#.....W90-64
 D 30 Marquette# (3) (2OT).....L73-75
 J 3 Pittsburgh.....W72-70
J 6 Indiana (20).....L64-78
 J 8 Illinois.....L74-76
 J 13 Minnesota (8).....L54-78
J 20 Michigan State.....W93-80
 J 22 Purdue (20).....L59-66
 J 27 Northwestern.....L73-74
J 29 Minnesota (9).....L64-81
F 3 Ohio State.....W84-76
F 6 Marquette (7).....L58-64
F 10 Illinois.....W99-88
 F 17 Iowa.....L76-100
 F 20 Ohio.....W82-68
 F 24 Indiana (10).....L55-57
F 26 Purdue (20).....W71-63
M 3 Michigan.....W94-79
 M 10 Michigan State (OT).....L78-79

– Milwaukee Classic

Note: Home Games are listed in BOLD

1973-74

Record: 16-8; Big Ten 8-6 (T4th)
 Coach: John Powless

D 1 Rollins.....W77-55
D 3 California-Davis.....W97-53
D 8 North Dakota St......W88-60
D 15 DePauw.....W92-51
 D 19 West Virginia.....W69-62
D 22 UW-Milwaukee.....W73-46
 D 28 SMU#.....W74-73
 D 29 Marquette# (6) (OT).....L48-49
J 5 NorthwesternW87-53
J 9 Ohio.....W69-68
 J 12 Indiana (T13).....L51-52
J 19 Illinois.....W. **101-75**
J 26 Ohio State.....W69-64
 J 28 Michigan (20).....L75-83
 F 2 Minnesota (OT).....L63-64
 F 5 Marquette (6).....L58-59
F 9 Iowa.....W. **113-87**
F 11 Indiana (12).....L63-81
 F 16 Purdue.....L80-107
 F 23 Ohio State.....W68-56
F 25 Michigan (17).....L74-79
M 2 Michigan State.....W87-80
 M 4 Iowa.....W74-58
 M 9 Northwestern.....W77-62

– Milwaukee Classic

1974-75

Record: 8-18; Big Ten 5-13 (8th)
 Coach: John Powless

N 30 Ohio.....W71-62
D 4 St. Mary's (CA).....L60-62
D 7 Iowa State.....W86-84
D 18 Stanford.....L67-89
D 21 Brown.....W79-68
 D 27 Virginia (N1).....L78-86
 D 28 Georgia (N1) (OT).....L89-91
J 2 Minnesota.....L46-61
 J 4 Northwestern.....L66-69
 J 11 Purdue.....L49-88
 J 13 Illinois.....L56-72
J 18 Ohio State.....L67-69
J 20 Indiana (1).....L69-89
 J 25 Michigan State.....L87-105
 J 27 Michigan (OT).....L73-75
F 1 Iowa (OT).....W86-85
F 4 Marquette (11).....L63-69
F 8 Purdue.....L64-69
F 10 Illinois.....W76-70
 F 15 Ohio State.....L70-76
 F 17 Indiana (1).....L58-93
F 22 Michigan State.....W. **103-96**
F 24 Michigan.....W70-68
 M 1 Iowa.....L68-75
 M 3 Minnesota.....L58-65
M 8 NorthwesternW94-70

N1 – Milwaukee Classic

1975-76

Record: 10-16; Big Ten 4-14 (9th)
 Coach: John Powless

N 29 DePauw.....W. **105-63**
D 3 North Dakota St......W87-79
D 6 Loyola (IL).....W88-73
D 8 Northern Illinois.....W97-77
D 13 Northern Mich......W92-59
 D 16 Marquette (7).....L54-78
 D 29 Stanford (N1).....W70-64
 D 30 Marquette (N1) (4).....L66-82
J 3 Michigan State.....W70-63
J 5 Ohio State (OT).....W82-81
J 8 Michigan (16).....L .. **81-106**
 J 10 Purdue.....L72-87

J 12 Illinois.....L61-71
J 17 Iowa.....L71-81
J 19 Minnesota.....L84-96
 J 24 Northwestern.....L60-62
 J 31 Indiana (1).....L61-114
 F 2 Michigan (16).....L86-107
F 7 Purdue.....L74-85
F 9 Illinois.....L59-70
 F 14 Iowa.....L82-96
 F 16 Minnesota.....L74-98
F 21 NorthwesternL77-90
F 26 Indiana (1).....L67-96
 M 1 Ohio State.....W91-79
 M 6 Michigan State.....W86-82
 N1 – Milwaukee Classic

1976-77

Record: 11-16; Big Ten 7-11 (T7th)
 Coach: Bill Cofield

N 27 Kentucky (6).....L64-72
D 2 St. Mary's (CA).....W82-76
D 6 DePaul.....W68-66
 D 11 Stanford.....L66-70
 D 13 Northern Illinois.....L57-81
D 15 Loyola (IL).....W71-68
 D 27 Boston College (N1) . W74-66
 D 28 Marquette (N1) (12).....L57-64
 J 6 Michigan State.....L61-84
 J 8 Michigan (6).....L63-66
J 13 Ohio State.....L58-60
J 15 Indiana.....L64-79
J 20 NorthwesternW61-60
 J 22 Minnesota (13) %.....W64-82
 J 24 Purdue (18).....L71-81
J 27 Michigan (7).....L64-69
J 29 Mich. St. (3OT).....W87-83
 F 3 Illinois.....L72-82
 F 5 Iowa.....L73-90
F 10 Purdue.....W76-74
F 12 Illinois.....W62-50
 F 19 Northwestern.....L88-98
F 21 Marquette (19).....L58-73
 F 24 Indiana.....W66-64
 F 26 Ohio State (OT).....L80-82
M 3 Minnesota (9) %.....W61-64
M 5 Iowa (2OT).....L93-94

N1 – Milwaukee Classic

% – Game later forfeited by Minnesota

1977-78

Record: 8-19; Big Ten 4-14 (T9th)
 Coach: Bill Cofield

D 1 UW-Milwaukee.....W72-66
D 3 Canisius.....W96-70
 D 7 George Washington ...L74-77
 D 9 Providence (14).....L62-73
 D 12 Iowa State.....L73-82
D 14 DePaul.....L62-85
D 29 Loyola (IL).....W71-70
D 31 N. Illinois (OT).....W74-73
 J 5 Ohio State.....L61-77
 J 7 Michigan State (12).....L63-74
J 12 Purdue.....L70-79
J 14 Indiana.....W78-65
 J 19 Michigan.....L64-83
J 21 Minnesota.....L51-61
J 28 NorthwesternL85-93
 J 30 Iowa.....L73-88
 F 2 Illinois.....L71-74
F 4 Iowa.....W82-72
 F 9 Minnesota.....L55-64
F 11 Illinois.....W80-73
 F 14 Marquette (1).....L64-75
F 16 Michigan.....L66-68
 F 18 Northwestern.....W81-80
 F 23 Indiana.....L54-58
 F 25 Purdue.....L78-87
M 2 Michigan State (6).....L75-89
M 4 Ohio State.....L78-83

1978-79

Record: 12-15; Big Ten 6-12 (T8th)
Coach: Bill Cofield

N 24 UW-Milwaukee.....W....74-55
N 28 St. John's (NY).....W....73-68
D 1 Long Island (N1).....W....89-70
D 2 St. Louis (N1).....W....66-63
D 9 Loyola (IL).....W....79-74
 D 16 DePaulL....78-84
D 23 Marquette (16).....W....65-52
 D 28 Louisville (N2) (16).....L....53-70
 D 29 Oral Roberts (N2).....L....69-102
 J 4 Michigan State (1).....L....55-84
 J 6 Ohio State.....L....71-82
J 11 Northwestern.....W....95-82
J 13 Michigan.....W....77-66
J 18 Illinois (8).....L....74-81
 J 20 Minnesota.....L....72-82
 J 25 IndianaL....61-82
 J 27 Purdue.....L....60-73
F 1 Iowa (15).....L....64-70
F 3 Purdue.....L....48-54
F 8 Minnesota.....L....72-74
 F 10 Iowa (14).....L....65-79
 F 15 Illinois.....L....64-81
F 17 Indiana (OT).....L....62-68
 F 22 Michigan.....W....66-65
 F 24 Northwestern.....W....72-70
M 1 Ohio State.....W....76-73
M 3 Michigan St. (4).....W....83-81

N1 – Wisconsin Invitational, Madison
N2 – Holiday Classic, Louisville, KY

1980-81

Record: 11-16; Big Ten 5-13 (9th)
Coach: Bill Cofield

D 1 Alabama.....L....75-90
D 5 Kentucky St. (N1).....W....77-65
D 6 UW-GB (N1) (2OT).....W....68-66
D 9 Ball State.....W....85-72
 D 12 Davidson (N2)L....63-67
 D 13 UNC-Charlotte (N2).....W....71-63
D 22 Texas Southern.....W....58-49
D 31 Central Michigan.....W....69-62
 J 8 Minnesota (19).....L....60-76
 J 10 Northwestern.....L....48-50
J 15 Iowa (14).....L....66-76
J 17 Purdue.....L....69-71
J 22 Michigan State.....W....63-62
 J 24 Illinois (15).....W....54-45
 J 29 Ohio State.....L....67-71
J 31 Michigan (17).....L....67-74
 F 5 Indiana (17).....L....64-89
 F 7 Michigan (14).....L....64-71
F 12 Illinois (17).....L....65-84
F 14 Indiana (20).....L....52-59
 F 19 Michigan State.....L....65-74
F 21 Ohio State.....W....77-63
 F 26 Purdue.....L....61-72
 F 28 Iowa (8).....L....75-96
M 5 Northwestern.....W....60-57
M 7 Minnesota (OT).....W....60-58
M 10 Marquette.....L....53-64

N1 – Wisconsin Invitational, Madison
N2 – First Union Classic, Charlotte, N.C.

1982-83

Record: 8-20; Big Ten 3-15 (10th)
Coach: Steve Yoder

N 27 Washington State.....L....64-66
N 29 Toledo.....W....79-71
D 1 Northern Iowa.....W....76-69
D 4 Kansas State.....W....64-52
 D 8 Ball State.....L....66-76
D 11 Central Michigan.....W....83-67
 D 20 Northern Ill. (N1)W....58-55
 D 28 Georgetown (N2) (10).....L....43-71
 D 29 USC (N2).....L....76-86
J 6 Purdue (20).....L....64-80
J 8 Illinois.....L....54-61
 J 13 Michigan State.....L....66-86
 J 15 Michigan.....L....57-62
J 20 Northwestern.....W....49-45
J 22 Iowa (10).....W....65-62
J 29 Minnesota (16).....L....58-65
 F 3 Indiana (6).....L....73-83
 F 5 Ohio State.....L....69-82
F 9 Ohio State.....L....65-68
F 12 Indiana (4).....L....56-75
F 17 Marquette.....L....62-68
 F 19 Minnesota.....L....71-78
 F 24 Iowa (17).....L....63-93
 F 26 Northwestern (N3).....L....57-64
M 2 Michigan.....W....82-70
M 5 Michigan State.....L....65-91
 M 10 Illinois.....L....64-71
 M 12 Purdue.....L....64-79

N1 – at Metro Centre, Rockford, Ill.
N2 – Winston Tire Classic, Los Angeles
N3 – at Alumni Hall (DePaul), Chicago

1979-80

Record: 15-14; Big Ten 7-11 (8th)
Coach: Bill Cofield

N 30 Okla. City (N1).....W....99-92
D 1 E. Tenn. St. (N1).....W....68-56
 D 5 DePaul (10).....L....77-90
D 8 Alabama.....L....62-66
D 12 Eastern Michigan.....W....69-57
 D 15 Marquette.....W....57-56
D 22 Cleveland State.....W....103-78
D 23 Morgan State.....W....94-42
 D 27 Nebraska (N2) (OT).....L....82-83
 D 29 Nevada (N2).....W....86-61
 D 30 Army (N2).....W....78-54
J 3 Northwestern.....W....75-66
J 5 Indiana (11).....W....52-50
 J 10 Minnesota (OT).....L....76-82
 J 12 Iowa (12).....L....65-66
 J 17 Michigan State.....L....61-62
J 19 Illinois.....L....64-69
J 24 Purdue (14) (OT).....L....60-73
 J 26 Ohio State (4).....W....72-71
J 31 Michigan (OT).....L....69-73
F 2 Ohio State (6).....W....70-67
 F 7 Illinois.....L....50-67
 F 9 Michigan.....L....59-68
F 14 Michigan State.....W....80-66
 F 16 Purdue (15).....L....61-69
F 21 Iowa.....W....62-58
F 23 Minnesota.....W....70-55
 F 28 Indiana (13).....L....52-61
 M 1 Northwestern.....L....50-53

N1 – Wisconsin Invitational, Madison
N2 – Rainbow Classic, Honolulu

1981-82

Record: 6-21; Big Ten 3-15 (10th)
Coach: Bill Cofield

D 4 UIC (N1).....L....66-74
D 5 UW-Green Bay (N1).....W....77-65
 D 9 Central Michigan.....L....68-71
D 12 Ball State.....W....71-70
D 21 Northern Iowa.....W....65-53
 D 27 Oregon (N2).....L....82-85
 D 28 Tennessee (N2).....L....67-79
 D 29 Iowa State (N2).....L....79-103
 J 7 Michigan.....W....65-63
 J 9 Ohio State.....L....59-67
J 14 Northwestern.....L....55-61
J 16 Iowa (5).....L....62-78
J 21 Minnesota (5).....L....57-78
 J 23 Michigan State.....L....58-68
J 28 Indiana.....L....56-62
 J 30 Purdue.....L....67-81
 F 4 Illinois.....L....54-88
F 6 Purdue.....L....46-55
 F 11 Minnesota (9).....L....60-71
F 13 Illinois.....L....60-68
 F 18 Indiana (20).....L....57-88
F 20 Michigan State.....W....65-60
 F 25 Iowa (11).....L....55-79
 F 27 Northwestern.....W....61-60
M 4 Ohio State.....L....75-77
M 6 Michigan.....L....84-91
 M 9 Marquette.....L....64-94

N1 – Wisconsin Invitational, Madison
N2 – Far West Classic, Portland, Ore.

1983-84

Record: 8-20; Big Ten 4-14 (10th)
Coach: Steve Yoder

N 26 Florida A&M.....W....100-56
 D 1 Northern Iowa.....L....59-60
D 3 Southern Illinois.....W....78-72
D 5 Nebraska (2OT).....L....69-71
D 7 Northern Illinois.....W....90-68
 D 10 Kansas State.....L....64-71
 D 20 Toledo.....L....60-73
 D 29 Oklahoma St. (N1).....L....84-89
 D 30 Yale (N1).....W....87-77
 J 5 Purdue.....L....65-84
J 7 Illinois (14) (OT).....L....62-63
J 12 Michigan State.....W....81-74
J 14 Michigan.....W....71-64
 J 19 Northwestern (OT).....W....61-60
 J 21 Iowa.....L....62-75
 J 25 Minnesota.....L....62-75
F 2 Ohio State.....L....74-85
F 4 Indiana.....L....67-81
 F 9 Indiana.....L....64-74
 F 11 Ohio State.....L....65-71
F 15 Minnesota.....L....67-68
 F 16 Marquette.....L....59-74
F 23 Iowa.....L....55-63
F 26 Northwestern.....W....54-47
 M 1 Michigan.....L....75-84
 M 3 Michigan State.....L....59-78
M 6 Purdue (11).....L....48-61
 M 10 Illinois (7).....L....57-81

N1 – Merrill Lynch Classic, Dayton, Ohio

1984-85

Record: 14-14; Big Ten 5-13 (9th)
Coach: Steve Yoder

N 25	Morgan StateW.... 93-78
D 1	Washington StateW.... 61-59
D 3	Kentucky StateW.... 88-74
D 6	South DakotaW.... 96-56
D 8	Central MichiganW.... 74-63
D 12	Nebraska.....L....51-53
D 14	DartmouthW.... 90-70
D 22	Northern Illinois (N1)...W....83-71
D 28	Texas A&M (N2).....W....71-69
D 29	New Mexico (N2).....W....83-74
J 5	Northwestern.....W....52-51
J 9	Ohio State.....L....88-99
J 12	Indiana [11].....L....68-90
J 17	Illinois [11]L.... 67-78
J 19	PurdueL.... 68-72
J 24	Minnesota.....L....62-72
J 26	Iowa.....L....65-105
J 31	Michigan StateL.... 68-77
F 2	Michigan [10]L.... 81-94
F 7	IndianaL.... 54-58
F 9	Ohio StateW.... 92-78
F 14	Purdue.....L....52-67
F 16	Illinois [17].....L....49-68
F 20	Iowa [14]W.... 54-53
F 24	MinnesotaW.... 65-61
F 28	Michigan [3].....L....68-88
M 2	Michigan State.....L....63-83
M 9	NorthwesternW.... 61-53

N1 — at Metro Centre, Rockford, Ill.
N2 — Lobo Invitational, Albuquerque, N.M.

1985-86

Record: 12-16; Big Ten 4-14 (9th)
Coach: Steve Yoder

N 22	South Carolina.....W....68-65
N 27	Cal. State-LAW.... 104-88
N 30	MarquetteW.... 75-74
D 2	San Francisco State ..W.... 90-61
D 5	East Texas StateW.... 82-60
D 7	Miami (Fla.)W.... 88-66
D 9	Washington State.....W....74-68
D 12	Northern IllinoisW.... 76-67
D 27	Boston College (N1) ..L....72-74
D 28	Princeton (N1).....L....49-54
J 4	NorthwesternW.... 57-52
J 9	Ohio StateL.... 61-78
J 11	IndianaL.... 69-80
J 16	Illinois.....L....54-73
J 19	Purdue [19].....L....73-100
J 23	MinnesotaL.... 65-67
J 25	IowaW.... 69-63
J 30	Michigan State.....L....81-83
F 1	Michigan [9].....L....64-91
F 6	Indiana [18].....L....69-78
F 8	Ohio State.....L....71-73
F 13	PurdueL.... 78-80
F 15	IllinoisL.... 74-82
F 20	Iowa.....L....48-101
F 22	Minnesota.....W....70-64
F 26	Michigan [10]L.... 74-97
M 2	Michigan State [17] ...L.... 71-84
M 9	Northwestern.....W....70-68

N1 — Fiesta Bowl Classic, Tucson, Ariz.

1986-87

Record: 14-17; Big Ten 4-14 (8th)
Coach: Steve Yoder

N 28	Nebraska-OmahaW.... 86-47
N 29	South FloridaW.... 65-51
D 1	Marquette.....L....71-84
D 4	South CarolinaW.... 47-45
D 6	Central Michigan.....L....66-80
D 8	Miami (FL).....W....65-54
D 10	North Dakota St.W.... 81-76
D 11	Northern Illinois (N1)...W....95-63
D 22	Eastern IllinoisW.... 72-68
D 23	Kentucky StateW.... 87-59
D 27	Hawaii (N2).....W....82-77
D 29	California (N2).....W....66-63
D 30	Pittsburgh (N2) [17]...L....82-98
J 3	Minnesota.....L....67-69
J 5	Iowa [2].....L....63-78
J 8	Illinois [12]L.... 66-68
J 10	Purdue [6]L.... 48-57
J 15	Indiana [4].....L....65-103
J 17	Ohio State.....L....66-81
J 22	Michigan StateL.... 78-81
J 24	MichiganL.... 78-84
J 31	Northwestern.....W....62-57
F 5	Purdue [7].....L....62-70
F 7	Illinois [14].....L....74-99
F 12	Ohio StateL.... 69-83
F 16	Indiana [2] (3OT)L.... 85-86
F 18	Michigan.....L....64-77
F 21	Michigan State.....W....65-63
M 1	NorthwesternW.... 76-59
M 5	MinnesotaW.... 69-52
M 8	Iowa [6]L.... 71-81

N1 — at Metro Centre, Rockford, Ill.
N2 — Rainbow Classic, Honolulu

1987-88

Record: 12-16; Big Ten 6-12 (7th)
Coach: Steve Yoder

N 28	South Florida.....W....58-55
D 1	No. Illinois (N1)W.... 87-77
D 3	Eastern Illinois.....L....52-59
D 5	ButlerW.... 92-80
D 8	Southern Illinois.....L....76-80
D 10	MarquetteW.... 66-55
D 12	Loyola (IL)L.... 75-78
D 28	UNLV [15] (N2).....L....65-102
D 29	Northern Iowa (N2) ..W....64-56
J 3	Wash. St. (N1)W.... 80-65
J 7	Michigan St. (2OT) ...W.... 78-72
J 9	Ohio StateW.... 64-63
J 14	Indiana [15].....L....53-55
J 16	Illinois [20]L.... 65-80
J 21	Michigan [7].....L....54-65
J 25	Iowa [16]L.... 89-104
J 30	NorthwesternW.... 80-59
F 3	Purdue [6].....L....62-86
F 8	Minnesota.....L....62-71
F 11	Michigan [12]L.... 67-80
F 13	Ohio State.....L....53-78
F 21	Illinois.....L....65-85
F 24	IndianaL.... 74-84
F 28	Minnesota (N1)W.... 81-70
M 3	Purdue [2]L.... 56-84
M 5	Northwestern.....W....74-69
M 10	Iowa [15].....L....70-103
M 12	Michigan State.....W....71-69

N1 — Played at Dane County Coliseum
N2 — Rebel Classic, Las Vegas

1988-89

Record: 18-12; Big Ten 8-10 (T6th)
Coach: Steve Yoder

N 26	OregonW.... 74-47
N 28	Ferris StateW.... 98-61
D 2	Maine (N1).....W....89-72
D 3	Marquette (N1).....W....70-55
D 5	Eastern IllinoisW.... 52-44
D 7	Loyola (IL).....L....76-90
D 10	Butler.....W....63-53
D 14	DenverW.... 89-34
D 30	Eastern MichiganW.... 84-69
J 4	MinnesotaW.... 75-67
J 7	Ohio State [14].....L....70-73
J 12	Illinois [2].....L....80-103
J 14	PurdueL.... 62-68
J 19	Indiana [19] (OT)L.... 58-61
J 21	Michigan [6]W.... 71-68
J 26	Iowa [12].....L....70-78
J 28	Northwestern.....W....59-58
F 2	Michigan St. (OT)W.... 69-64
F 8	Minnesota.....L....58-59
F 11	Iowa [8]W.... 65-54
F 15	NorthwesternW.... 72-60
F 18	Illinois [5]W.... 72-52
F 22	MarquetteW.... 61-50
F 25	Michigan [13].....L....70-92
M 2	Purdue.....L....60-65
M 4	Ohio StateW.... 77-65
M 9	Indiana [6].....L....64-75
M 11	Michigan State.....L....61-70 NIT (Madison, Wis.)
M 15	New OrleansW.... 63-61
M 20	St. LouisL.... 68-73

N1 — First Bank Classic, Milwaukee

1989-90

Record: 14-17; Big Ten 4-14 (T8th)
Coach: Steve Yoder

N 24	E. Michigan (N1).....L....52-71
N 25	W. Kentucky (N1).....W....73-62
N 26	Bradley (N1).....W....63-57
N 28	North Dakota State ..W.... 81-55
D 1	Gonzaga (N2).....W....63-58
D 2	Marquette (N2) (OT) ..W....63-58
D 4	Washington State.....L....52-55
D 7	Western IllinoisW.... 69-42
D 9	ButlerW.... 75-59
D 15	RollinsW.... 68-46
D 28	Georgia (N3).....L....64-65
D 29	Manhattan (N3).....W....63-48
J 4	Illinois [4].....L....59-73
J 6	Michigan StateL.... 61-64
J 11	Iowa (OT)W.... 73-69
J 13	Ohio State.....L....53-68
J 17	Purdue [24]L.... 54-56
J 22	Minnesota [21]W.... 77-75
J 25	Illinois [10]L.... 63-66
J 27	Northwestern.....L....85-87
F 1	Indiana [22].....L....61-85
F 3	Michigan [4]L.... 63-77
F 8	Michigan State [23] ...L....57-60
F 10	Iowa.....W....80-71
F 15	Ohio StateL.... 58-68
F 17	Purdue [12].....L....55-62
F 19	MarquetteW.... 82-65
F 22	Minnesota [18].....L....67-68
M 1	NorthwesternW.... 65-50
M 3	IndianaL.... 68-70
M 8	Michigan [13].....L....64-94

N1 — San Juan Shootout, San Juan, P.R.
N2 — First Bank Classic, Milwaukee
N3 — Tribune Classic, Tempe, Ariz.

1990-91

Record: 15-15; Big Ten 8-10 (7th)
Coach: Steve Yoder

N 24 Oregon (OT).....W....72-70
N 29 San Francisco St......W....72-53
 D 1 Southern Methodist..W....65-49
 D 4 Marquette.....L....58-69
D 8 Southern Indiana.....L....66-78
D 11 Nebraska.....L....63-75
 D 15 Butler (2OT).....L....88-94
D 22 Texas-Arlington.....W....105-74
D 31 Tennessee Tech.....W....71-65
J 5 Portland.....W....74-50
J 7 Minnesota.....W....72-62
 J 10 Michigan State.....L....50-65
 J 12 Ohio State [4].....L....60-92
J 17 Iowa [24].....W....91-79
J 19 Michigan (OT).....L....68-69
 J 24 Northwestern.....W....74-57
J 26 Purdue.....W....66-44
 J 30 Indiana [4].....L....57-73
 F 2 Illinois.....L....62-70
F 9 Mich. St. [25] (2OT).....W....84-78
F 14 Ohio State [2].....L....71-73
 F 16 Iowa.....W....56-55
 F 21 Michigan.....L....62-65
F 24 Northwestern.....W....79-76
 F 28 Purdue.....L....62-69
M 2 Indiana [5].....L....61-74
M 6 Illinois.....W....85-77
 M 9 Minnesota.....L....70-80

NIT

(Madison, Wis.)

M 13 Bowling Green (OT).....W....87-79
M 18 Stanford.....L....72-80

1991-92

Record: 13-18; Big Ten 4-14 (9th)
Coach: Steve Yoder

N 23 Loyola (IL).....W....89-67
N 25 SE Missouri St. (OT).....W....82-71
 N 30 Portland.....W....96-87
D 3 SMU.....L....64-66
D 5 Central Conn. St......W....80-54
D 7 Coastal Carolina.....W....91-57
 D 11 Nebraska.....L....67-86
D 13 Sam Houston St......W....98-75
D 21 Howard.....W....64-57
 D 27 Washington St. (N1).....L....51-73
 D 29 Navy (N1).....W....93-58
 D 30 Fresno State (N1).....L....68-71
J 4 Marquette.....W....81-63
J 8 Northwestern.....W....69-67
J 11 Indiana [10].....L....63-79
J 15 Minnesota.....L....48-49
 J 22 Illinois.....L....67-74
 J 25 Michigan [16].....L....83-98
 J 29 Iowa.....L....66-73
F 2 Purdue.....W....79-69
 F 5 Ohio State [8].....L....72-86
F 8 Michigan St. [11].....L....64-79
 F 12 Michigan State [12].....L....61-76
F 15 Ohio State [8].....L....63-67
F 20 Illinois.....W....92-78
F 26 Michigan [17].....W....96-78
 F 29 Purdue.....L....51-61
 M 4 Minnesota.....L....57-76
M 7 Iowa.....L....65-70
 M 12 Indiana [4].....L....41-66
 M 14 Northwestern.....L....65-76

N1 – at Rainbow Classic, Honolulu

1992-93

Record: 14-14; Big Ten 7-11 (T8th)
Coach: Stu Jackson

D 1 Loyola (IL).....L....66-68
D 5 UW-Green Bay.....W....70-65
D 8 Bethune-Cookman.....W....75-50
D 12 UW-Milwaukee.....L....72-77
D 14 Charleston South......W....101-72
D 23 Detroit Mercy.....W....108-86
D 29 Alcorn State.....W....110-81
D 31 Fairfield.....W....76-55
 J 2 Marquette.....W....77-67
J 9 Michigan [3].....L....73-98
 J 13 Purdue [17].....L....60-76
J 16 Minnesota [19].....W....79-70
J 20 Ohio State [24].....W....76-67
 J 23 Michigan State [21]..W....67-66
 J 27 Illinois.....L....72-80
 J 30 Penn State.....W....75-68
F 3 Northwestern.....W....101-87
 F 10 Michigan [4].....L....66-85
F 13 Purdue [18] (2OT).....L....87-90
 F 18 Minnesota.....L....71-85
 F 20 Ohio State.....L....70-80
F 24 Michigan State.....W....65-62
F 28 Illinois.....W....74-66
M 3 Penn State.....L....58-62
 M 6 Northwestern.....L....89-100
 M 10 Iowa [17].....L....65-91
M 14 Indiana [2].....L....80-87

NIT

(Madison, Wis.)

M 17 Rice.....L....73-77

1993-94

Record: 18-11; Big Ten 8-10 (7th)
Coach: Stu Jackson

N 27 UW-Milwaukee.....W....106-84
 D 4 Loyola Marymount...W....103-67
D 8 UW-Green Bay.....W....64-50
 D 11 Texas Tech.....W....91-88
D 13 Eastern Michigan.....W....94-68
D 23 Miss. Valley St......W....115-79
D 27 Stanford.....W....80-73
D 29 Grambling.....W....103-83
J 2 Marquette [24].....W....71-52
 J 6 Penn State.....W....71-56
J 8 Ohio State.....W....69-55
 J 12 Minnesota [18].....L....53-90
J 15 Purdue [9].....W....75-69
 J 19 Michigan State.....L....60-70
J 25 Illinois.....W....66-56
 J 29 Michigan [15].....L....75-79
2Michigan State.....W....87-62
 F 5 Ohio State.....L....57-73
F 9 Penn State.....W....77-64
F 12 Minnesota [23].....L....78-109
 F 16 Purdue [9].....L....64-67
F 19 Northwestern.....L....71-75
 F 27 Illinois.....L....65-76
M 2 Michigan [3].....W....71-58
 M 5 Northwestern.....L....54-66
M 9 Iowa.....W....95-71
 M 12 Indiana [18].....L....65-78

NCAA Tournament

(West Regional, Ogden, Utah)

M 17 Cincinnati [25].....W....80-72
 M 19 Missouri [5].....L....96-109

1994-95

Record: 13-14; Big Ten 7-11 (9th)
Coach: Stan Van Gundy

N 26 Wright State.....W....86-63
N 30 UW-Green Bay.....W....61-57
D 3 Texas Tech.....W....70-65
D 6 Valparaiso.....W....69-51
 D 10 Eastern Michigan.....L....76-92
D 14 UW-Milwaukee.....W....90-64
D 23 Loyola-Marymount.....W....75-60
 D 27 Stanford.....L....78-95
 D 31 Marquette.....L....65-80
J 4 Michigan State [14].....L....64-78
 J 7 Indiana [21].....L....70-73
 J 11 Ohio State.....W....81-59
J 14 Minnesota.....W....74-67
 J 21 Iowa.....L....84-96
J 26 Penn State.....L....67-78
J 28 Northwestern.....W....97-73
 F 1 Michigan.....L....58-62
F 4 Illinois.....W....73-60
F 11 Michigan.....W....70-65
 F 15 Northwestern.....W....70-56
 F 18 Penn State.....L....67-74
F 22 Iowa.....L....77-84
 F 26 Purdue [21].....L....56-66
 F 28 Minnesota.....L....70-78
M 4 Ohio State.....W....80-69
M 8 Indiana.....L....70-72
 M 11 Michigan State [9].....L....72-97

1995-96

Record: 18-14; Big Ten 9-9 (8th)
Coach: Dick Bennett

N 20 Villanova (N1) [3].....L....58-66
 N 21 UCLA (N1) [4].....L....57-68
 N 22 Chaminade (N1).....W....104-66
N 28 Northeastern Illinois.....W....89-55
D 2 Temple (OT).....W....57-54
 D 5 Wright State.....W....94-91
D 9 St. Bonaventure.....L....62-76
 D 11 Providence.....L....57-58
D 14 Valparaiso.....W....90-73
D 23 UW-Milwaukee.....W....94-63
D 28 Eastern Illinois.....W....105-70
D 31 Marquette.....W....55-46
J 3 Michigan [21].....W....51-46
 J 7 Penn State.....L....50-79
 J 10 Indiana.....L....55-81
J 13 Iowa [11].....W....80-71
J 17 Michigan State.....W....61-48
 J 20 Northwestern.....L....52-62
J 24 Minnesota (OT).....W....73-65
 J 31 Ohio State.....L....55-63
 F 3 Illinois.....W....57-56
F 7 Purdue [14] %.....L....42-75
F 10 Ohio State.....W....62-56
 F 17 Minnesota.....L....66-70
F 21 Northwestern.....L....71-82
 F 24 Michigan State.....W....73-52
 F 28 Iowa [20].....L....54-69
M 2 Indiana.....L....68-76
M 6 Penn State [16].....W....54-52
 M 9 Michigan.....L....51-65

NIT

(Madison, Wis.)

M 13 Manhattan.....W....55-42
M 18 Illinois State.....L....62-77

N1 – Maui Invitational
% – Game later forfeited by Purdue

1996-97

Record: 18-10; Big Ten 11-7 (T4th)
 Coach: Dick Bennett

N 23 Memphis (N1).....W ...49-46
N 30 UNC-Wilmington.....W ...68-35
 D 4 Temple (OT).....W ...64-57
D 7 Brown.....W ...52-30
D 10 UW-Milwaukee.....W ...61-41
 D 14 St. Bonaventure.....W ...77-68
D 23 Providence.....L ...57-59
D 26 Ball State.....W ...74-59
 D 31 Marquette.....L ...52-59
 J 2 Minnesota [15].....L ...48-65
J 4 Indiana [12].....W ...71-58
J 9 Michigan State.....L ...50-58
 J 11 Iowa.....L ...53-78
J 18 Penn State.....W ...64-45
 J 22 Purdue.....L ...52-60
 J 25 Illinois.....W ...73-56
J 29 Northwestern.....W ...65-53
 F 1 Ohio State.....L ...42-60
F 6 Michigan [13].....W ...58-53
 F 8 Northwestern.....W ...56-44
F 12 Illinois [20].....W ...62-45
F 15 Purdue.....W ...69-52
 F 19 Penn State.....W ...49-45
F 26 Iowa.....W ...49-48
 M 1 Michigan State.....L ...49-68
 M 5 Indiana [25].....L ...66-70
M 8 Minnesota [2].....W ...66-65
 NCAA Tournament
 (East Regional, Pittsburgh, Pa.)
 M 14 Texas.....L ...58-71

N1 – at Ottawa, Ontario

1997-98

Record: 12-19; Big Ten 3-13 (T9th)
 Coach: Dick Bennett

N 14 Marquette.....L ...60-65
N 18 Illinois State [24].....W ...80-66
 N 24 Pepperdine.....L ...66-77
 N 28 Pacific (N1).....L ...48-55
 N 29 Oklahoma (N1) [18]..W ...75-64
 N 30 Montana (N1).....W ...78-61
D 6 Temple [20].....L ...49-59
D 9 Toledo (OT).....W ...73-68
 D 13 Ball State.....L ...56-68
D 20 Coppin State.....W ...71-63
D 23 Nevada.....W ...62-53
 D 27 Fresno State.....W ...64-60
D 31 Michigan [18].....L ...63-76
 J 3 Ohio State.....W ...64-59
 J 8 Michigan State.....L ...40-63
J 14 Penn State.....W ...76-57
J 17 Northwestern.....W ...56-33
 J 21 Illinois.....L ...48-62
J 25 Indiana.....L ...59-69
 J 27 Minnesota.....L ...48-58
 J 31 Purdue [10].....L ...59-82
F 3 Iowa [24].....L ...76-79
F 7 Illinois (OT).....L ...47-53
 F 11 Northwestern.....L ...39-47
 F 14 Penn State.....L ...69-75
F 18 UW-Milwaukee.....W ...65-58
F 21 Michigan St. [14].....L ...47-56
F 25 Ohio State.....L ...56-61
 F 28 Michigan [21].....L ...70-76
 Big Ten Tournament
 (United Center, Chicago, Ill.)
 M 5 Penn State.....W ...52-51
 M 6 Illinois [18].....L ...61-66

N1 – Big Island Invitational, Hilo, Hawaii

**Home games played at the Kohl Center beginning 1/17/98*

1998-99

Record: 22-10; Big Ten 9-7 (T3rd)
 Coach: Dick Bennett

N 14 Loyola Chicago.....W ...66-29
N 16 UW-Milwaukee.....W ...75-63
 N 20 New Mexico St. #.....L ...52-66
 N 21 Virginia #.....W ...66-56
 N 22 Nebraska #.....W ...78-41
 N 28 Rhode Island.....W ...65-59
D 2 Northern Illinois.....W ...67-52
 D 5 Illinois State.....W ...71-54
 D 9 Temple [16].....W ...63-56
D 12 Pepperdine.....W ...57-51
 D 15 Texas.....W ...65-62
 D 23 Marquette.....W ...61-45
D 27 Fresno State.....W ...87-65
 D 30 Michigan.....L ...55-59
J 2 Ohio State (OT).....L ...74-78
J 6 Michigan St. [12].....W ...66-51
J 10 Purdue [9].....W ...61-56
 J 13 Penn State.....W ...61-58
 J 16 Northwestern.....W ...57-49
J 20 Illinois.....W ...75-53
 J 23 Iowa [14].....W ...72-52
J 30 Minnesota [19].....W ...61-50
 F 3 Indiana [21].....L ...60-71
 F 6 Illinois.....L ...51-53
F 10 Northwestern.....W ...57-45
F 13 Penn State.....W ...73-63
 F 21 Michigan State [4].....L ...51-56
 F 24 Ohio State [10].....L ...54-63
F 27 Michigan.....L ...39-51
 Big Ten Tournament
 (United Center, Chicago, Ill.)
 M 5 Iowa [20].....W ...74-50
 M 6 Michigan State [2].....L ...41-56
 NCAA Tournament
 (East Regional, Charlotte, N.C.)
 M 12 SW Missouri State.....L ...32-43

– Top of the World Classic, Fairbanks, Alaska

1999-2000

2000 FINAL FOUR
 Record: 22-14, Big Ten 8-8 (6th)
 Coach: Dick Bennett

N 12 Missouri ^.....W ...66-55
 N 13 Syracuse ^.....L ...49-68
N 20 Ball State.....W ...60-50
 N 23 UW-Milwaukee.....W ...69-49
 N 30 Wake Forest #.....L ...48-67
D 3 Rhode Island.....W ...66-43
D 7 Texas (10).....W ...61-45
D 8 UW-Green Bay.....W ...55-34
 D 11 South Florida.....L ...63-66
 D 14 Northern Illinois.....L ...51-55
D 23 Marquette.....W ...86-74
D 29 Temple [17].....W ...62-44
 J 5 Indiana [10].....L ...67-71
J 8 Illinois [19].....W ...63-59
J 13 Ohio State [17].....L ...51-53
 J 15 Purdue.....L ...52-63
 J 19 Penn State.....L ...61-76
J 22 Minnesota.....W ...85-53
J 26 Purdue.....W ...55-45
J 29 Iowa.....L ...55-61
 F 2 Ohio State [5].....L ...48-51
 F 5 Minnesota.....W ...66-64
F 12 Michigan State [6].....L ...44-61
F 16 Michigan.....W ...75-59
 F 19 Michigan State [6].....L ...54-59
 F 23 Iowa.....W ...54-45
 M 1 Northwestern.....W ...62-46
M 5 Indiana [14].....W ...56-53

Big Ten Tournament
 (United Center, Chicago, Ill.)
 M 9 Northwestern.....W ...51-41
 M 10 Purdue [22].....W ...78-66
 M 11 Michigan State [5].....L ...46-55
 NCAA Tournament
 (West Regional, Salt Lake City, Utah and Albuquerque, N.M.)
 M 16 Fresno State.....W ...66-56
 M 18 Arizona [4].....W ...66-59
 M 23 LSU [10].....W ...61-48
 M 25 Purdue [25].....W ...64-60
 NCAA Final Four
 (Indianapolis, Ind.)
 A 1 Michigan State [2].....L ...41-53

^ – NABC Classic, Syracuse, N.Y.
 # – ACC-Big Ten Challenge

2000-01

Record: 18-11, Big Ten 9-7 (5th)
 Coach: Dick Bennett/Brad Soderberg

N 21 Tennessee.....L ...58-66
N 25 Northern Illinois.....W ...68-64
 N 29 Maryland # [13] (OT) W ...78-75
D 2 Xavier.....W ...61-46
 D 6 UW-Green Bay.....W ...61-53
D 9 Ohio.....W ...65-46
 D 14 Temple.....W ...66-58
D 16 UW-Milwaukee.....W ...55-47
 D 23 Marquette.....W ...52-47
D 30 South Florida (OT).....W ...63-61
J 4 Indiana.....W ...49-46
 J 6 Minnesota.....L ...49-54
 J 10 Purdue.....L ...67-73
 J 13 Michigan St. [3] (OT).....L ...59-69
J 16 Iowa [14].....W ...67-54
J 24 Ohio State.....W ...57-42
J 27 Penn State.....W ...63-58
J 30 Butler.....L ...44-58
 F 3 Michigan.....W ...60-41
F 7 Purdue.....W ...73-54
 F 10 Ohio State.....L ...58-63
 F 13 Illinois [4].....L ...67-68
F 18 Northwestern.....W ...59-37
F 21 Minnesota.....W ...64-54
 F 24 Indiana.....L ...55-85
F 27 Michigan State [3].....L ...47-51
 M 3 Iowa.....W ...59-57
 Big Ten Tournament
 (United Center, Chicago, Ill.)
 M 9 Indiana.....L ...52-64
 NCAA Tournament
 (West Regional, Boise, Idaho)
 M 15 Georgia State.....L ...49-50

– ACC-Big Ten Challenge, Milwaukee

2001-02

BIG TEN CHAMPIONS
 Record: 19-13, Big Ten 11-5 (T1st)
 Coach: Bo Ryan

N 17 UNLV.....L ...69-74
 N 23 Hawaii-Hilo ^.....W ...78-62
 N 24 Weber State ^.....L ...69-73
 N 25 Hawaii%.....L ...57-60
 N 28 Georgia Tech#.....L ...61-62
D 1 UW-Green Bay.....W ...70-57
D 3 Temple (2OT).....L ...67-70
 D 8 Ohio.....W ...77-71
 D 10 Xavier.....L ...48-57
D 15 Furman.....W ...68-60
D 22 Marquette [14].....W ...86-73
 D 27 UW-Milwaukee.....W ...81-79
D 29 Tennessee.....W ...65-62

J 2	Iowa.....L	57-69
J 5	Illinois [7].....W	72-66
J 9	Penn State.....L	49-51
J 12	Michigan State [25]..W	64-63
J 16	Minnesota.....W	73-64
J 19	Purdue.....W	77-66
J 23	Illinois [9].....L	48-80
J 26	Penn State.....W	66-63
J 30	Northwestern.....L	60-69
F 2	Michigan.....L	53-64
F 6	Ohio State [16] (OT).W	94-92
F 9	Northwestern.....W	73-44
F 13	Indiana [22].....W	64-63
F 16	Minnesota.....W	67-62
F 19	Iowa.....W	64-56
F 27	Michigan.....W	74-54
Big Ten Tournament (Conseco Fieldhouse, Indianapolis, Ind.)		
M 8	Iowa.....L	56-58
NCAA Tournament (East Regional, Washington, D.C.)		
M 15	St. John's.....W	80-70
M 17	Maryland [4].....L	57-87
^ – Big Island Invitational, Hilo, Hawaii # – ACC-Big Ten Challenge		

2002-03

BIG TEN CHAMPIONS
Record: 24-8 Big Ten 12-4 (1st)
Coach: Bo Ryan

N 15	E. Washington.....W	81-55
N 16	N. Illinois.....W	84-56
N 23	UW-Milwaukee.....W	83-72
N 30	UW-Green Bay.....W	69-52
D 4	Wake Forest #.....L	80-90
D 7	UNLV.....W	91-74
D 11	New Hampshire.....W	85-36
D 14	Marquette [16].....L	54-63
D 21	Texas Southern.....W	81-58
D 23	Ohio.....W	75-51
J 2	Temple.....W	80-67
J 4	Chicago State.....W	73-45
J 8	Michigan.....L	65-66
J 11	Illinois [10].....L	63-69
J 15	Minnesota.....W	66-50
J 18	Ohio State.....W	53-52
J 22	Iowa.....W	74-61
J 29	Northwestern.....W	69-50
F 1	Penn State.....W	86-55
F 5	Purdue [24].....L	60-78
F 8	Northwestern.....W	74-59
F 11	Michigan State.....W	64-53
F 15	Indiana.....W	71-59
F 19	Penn State.....L	57-58
F 22	Iowa.....W	61-53
F 26	Michigan.....W	73-42
M 2	Minnesota.....W	69-61
M 5	Illinois [14].....W	60-59
Big Ten Tournament (United Center, Chicago, Ill.)		
M 14	Ohio State.....L	50-58
NCAA Tournament (Midwest Regional, Spokane, Wash. and Minneapolis, Minn.)		
M 20	Weber State.....W	81-74
M 22	Tulsa.....W	61-60
M 27	Kentucky [1].....L	57-63
# – ACC-Big Ten Challenge		

2003-04

BIG TEN TOURN. CHAMPIONS
Record: 25-7, Big Ten 12-4 (T2nd)
Coach: Bo Ryan

N 21	Pennsylvania.....W	64-53
N 25	Eastern Illinois.....W	81-47
N 29	Rutgers.....W	55-43
D 2	Maryland# (OT).....L	67-73
D 6	Detroit.....W	68-42
D 10	UW-Green Bay.....W	73-57
D 13	UW-Milwaukee.....W	89-71
D 20	Marquette [23].....W	63-59
D 27	Ohio ^.....W	71-48
D 30	Alabama.....L	56-71
J 3	Coll. of Charleston...W	75-49
J 6	Indiana.....W	79-45
J 10	Michigan State.....W	77-64
J 14	Purdue.....L	51-53
J 21	Michigan.....W	74-63
J 24	Illinois.....W	76-56
J 28	Ohio State.....W	69-57
F 4	Minnesota.....W	80-66
F 7	Northwestern.....L	51-69
F 11	Iowa.....W	54-52
F 14	Ohio State.....W	78-48
F 18	Illinois.....L	57-65
F 22	Michigan.....L	59-71
F 25	Penn State.....W	68-45
F 29	Purdue.....W	82-46
M 2	Michigan State (OT)..W	68-64
M 6	Indiana.....W	70-52
Big Ten Tournament (Conseco Fieldhouse, Indianapolis, Ind.)		
M 12	Minnesota.....W	66-52
M 13	Michigan State.....W	68-66
M 14	Illinois [12].....W	70-53
NCAA Tournament (E. Rutherford Regional, Milwaukee, Wis.)		
M 19	Richmond.....W	76-64
M 21	Pittsburgh [9].....L	55-59
# – ACC-Big Ten Challenge ^ – Rock-N-Roll Shootout, Cleveland, Ohio		

2004-05

Record: 25-9, Big Ten 11-5 (3rd)
Coach: Bo Ryan

N 20	Pennsylvania.....W	77-44
N 23	UC-Santa Barbara.....W	72-61
N 27	Pepperdine.....L	61-75
N 30	Maryland # [12].....W	69-64
D 4	Rutgers.....W	70-62
D 7	UW-Green Bay.....W	65-55
D 11	Marquette.....L	54-63
D 15	UW-Milwaukee.....W	66-37
D 23	UNC-Greensboro.....W	85-53
D 27	Western Carolina.....W	89-49
D 29	Alabama [18].....W	76-62
J 5	Purdue.....W	77-68
J 8	Indiana.....L	61-74
J 11	Ohio State.....W	72-66
J 16	Michigan St. [15].....W	62-59
J 22	Michigan.....W	72-61
J 25	Illinois [1].....L	65-75
J 29	Penn State.....W	76-50
F 2	Northwestern.....W	73-58

F 5	Minnesota.....L	50-60
F 9	Iowa.....W	72-69
F 12	Illinois [1].....L	59-70
F 16	Michigan.....W	76-50
F 24	Michigan State [10]...L	64-77
F 27	Ohio State.....W	64-56
M 1	Indiana.....W	62-60
M 5	Purdue.....W	64-52
Big Ten Tournament (United Center, Chicago, Ill.)		
M 11	Ohio State.....W	60-49
M 12	Iowa.....W	59-56
M 13	Illinois [1].....L	43-54
NCAA Tournament (Syracuse Regional, Oklahoma City, Okla. and Syracuse, N.Y.)		
M 18	Northern Iowa.....W	57-52
M 20	Bucknell.....W	71-62
M 25	N.C. State.....W	65-56
M 27	North Carolina [2]....L	82-88
# – ACC-Big Ten Challenge		

2005-06

Record: 19-12, Big Ten 9-7 (T4th)
Coach: Bo Ryan

N 18	Norfolk State^.....W	80-51
N 19	E. Kentucky^ (OT)....W	95-89
N 21	Old Dominion^.....W	84-81
N 26	Coastal Carolina.....W	92-54
N 29	Wake Forest # [24]...L	88-91
D 3	Pepperdine.....W	71-55
D 7	UW-Green Bay.....W	82-62
D 10	Marquette.....W	77-63
D 12	UNC-Wilmington.....W	54-51
D 15	UW-Milwaukee.....W	74-68
D 28	Louisiana Tech.....W	78-52
D 31	Pittsburgh.....L	64-73
J 5	Iowa.....W	66-52
J 8	Michigan State [7]....W	82-63
J 10	Minnesota.....W	64-62
J 14	Northwestern.....W	68-52
J 18	Ohio State [19].....L	67-77
J 21	North Dakota State...L	55-62
J 25	Penn State.....W	72-43
J 28	Michigan.....L	76-85
J 31	Illinois [6].....L	51-66
F 4	Purdue.....L	62-70
F 8	Indiana [24].....W	72-54
F 11	Penn State.....W	82-62
F 15	Ohio State [12].....W	78-73
F 23	Northwestern.....L	51-62
F 26	Minnesota.....W	80-74
M 2	Michigan State [25]...L	65-74
M 4	Iowa [23].....L	44-59
Big Ten Tournament (Conseco Fieldhouse, Indianapolis, Ind.)		
M 10	Indiana.....L	56-61
NCAA Tournament (Minneapolis Regional, Philadelphia, Pa.)		
M 17	Arizona [2].....L	75-94
^ – U.S. Virgin Islands Paradise Jam # – ACC-Big Ten Challenge		

2006-07

Record: 30-6, Big Ten 13-3 (2nd)
Coach: Bo Ryan

N 12 MercerW.... 72-48
N 15 UW-Green BayW.... 79-62
N 19 Southern ^.....W.... 92-39
N 21 Delaware State ^.....W.... 64-52
N 24 Missouri State^.....L....64-66
N 25 Auburn^.....W....77-63
N 28 Florida State #.....W.... 81-66
D 2 Florida International ...W.... 79-63
D 4 Winthrop (OT)W.... 82-79
D 9 Marquette [17].....W....70-66
D 13 UW-MilwaukeeW.... 68-49
D 16 Pitt [2]W.... 89-75
D 23 PacificW.... 83-47
D 27 Gardner-WebbW.... 98-40
D 31 Georgia.....W....64-54
J 6 MinnesotaW.... 68-45
J 9 Ohio State [5]W.... 72-69
J 13 Northwestern.....W....56-50
J 17 PurdueW.... 69-64
J 20 Illinois.....W....71-64
J 24 MichiganW.... 71-58
J 28 Iowa.....W....57-46
J 31 Indiana.....L....66-71
F 3 NorthwesternW.... 69-52
F 7 Penn State.....W....71-58
F 10 IowaW.... 74-62
F 14 Minnesota.....W....75-62
F 17 Penn StateW.... 75-49
F 20 Michigan State.....L....55-64
F 25 Ohio State [2].....L....48-49
M 3 Michigan StateW.... 52-50
Big Ten Tournament (United Center, Chicago, Ill.)
M 9 Michigan State.....W....70-57
M 10 Illinois.....W....53-41
M 11 Ohio State [1].....L....49-66
NCAA Tournament (Midwest Regional, Chicago, Ill.)
M 16 Texas A&M-C.C.....W....76-63
M 18 UNLV.....L....68-74

^ — South Padre Invitational
— ACC-Big Ten Challenge

2007-08

BIG TEN CHAMPIONS
BIG TEN TOURN. CHAMPIONS
Record: 31-5, Big Ten 16-2 (1st)
Coach: Bo Ryan

N 11 IPFWW.... 83-55
N 15 Savannah State!W.... 79-32
N 16 Florida A&M!W.... 88-40
N 17 Colorado!W.... 78-52
N 24 GeorgiaW.... 68-49
N 27 Duke# [7].....L....58-82
D 3 WoffordW.... 70-43
D 8 Marquette [11]L.... 76-81
D 12 Milwaukee.....W....61-39
D 15 Green BayW.... 70-52
D 22 ValparaisoW.... 68-58
D 29 Texas [9].....W....67-66
J 2 Michigan.....W....70-54
J 5 IowaW.... 64-51
J 10 IllinoisW.... 70-60
J 15 Penn State.....W....80-55
J 19 NorthwesternW.... 62-50
J 22 MichiganW.... 64-61
J 26 Purdue.....L....56-60
J 31 Indiana [11]W.... 62-49
F 3 Minnesota.....W....63-47
F 6 Iowa.....W....60-54
F 9 Purdue [24]L.... 67-72
F 13 Indiana [13].....W....68-66
F 16 MinnesotaW.... 65-56

F 20 Illinois.....W....71-57
F 24 Ohio State.....W....58-53
F 28 Michigan St. [19]W.... 57-42
M 5 Penn StateW.... 77-41
M 8 Northwestern.....W....65-52
Big Ten Tournament (Conseco Fieldhouse, Indianapolis, Ind.)
M 14 Michigan.....W....51-34
M 15 Michigan State [19]..W....65-63
M 16 Illinois.....W....61-48
NCAA Tournament (Midwest Regional, Omaha, Neb. & Detroit, Mich.)
M 20 Cal State Fullerton...W....71-56
M 22 Kansas State.....W....72-55
M 28 Davidson [23].....L....56-73

! — America's Youth Classic, Madison, Wis.
— ACC-Big Ten Challenge

2008-09

Record: 20-13, Big Ten 10-8 (T4th)
Coach: Bo Ryan

N 16 Long Beach StateW.... 68-61
N 18 SIU-EdwardsvilleW.... 88-58
N 21 Iona (OT)^.....W....60-58
N 23 San Diego^.....W....64-49
N 24 Connecticut [2]^.....L....57-76
N 29 UW-MilwaukeeW.... 67-46
D 1 Virginia Tech #.....W....74-72
D 6 Marquette [25].....L....58-61
D 9 Idaho StateW.... 60-58
D 13 Green BayW.... 77-57
D 20 Coppin StateW.... 57-46
D 23 Texas [9]L.... 69-74
D 31 Michigan [23].....W....73-61
J 3 Penn StateW.... 65-61
J 7 NorthwesternW.... 74-45
J 11 Purdue [14].....L....52-65
J 15 Minnesota [18] (OT) ..L.... 74-78
J 21 Iowa (OT).....L....69-73
J 24 Illinois [25].....L....57-64
J 27 Purdue [16]L.... 63-64
J 31 Northwestern.....L....63-66
F 5 Illinois [23]W.... 63-50
F 8 Penn State.....W....54-44
F 11 IowaW.... 69-52
F 14 Ohio State [24]W.... 55-50
F 19 Indiana.....W....68-51
F 22 Michigan State [6].....L....50-61
M 1 MichiganW.... 60-55
M 4 Minnesota.....L....46-51
M 8 IndianaW.... 85-61
Big Ten Tournament (Conseco Fieldhouse, Indianapolis, Ind.)
M 13 Ohio State.....L....57-61
NCAA Tournament (West Regional, Boise, Idaho)
M 20 Florida St. [16] (OT)....W....61-59
M 22 Xavier [20].....L....49-60

^ — U.S. Virgin Islands Paradise Jam
— ACC-Big Ten Challenge

2009-10

Record: 24-9, Big Ten 13-5 (4th)
Coach: Bo Ryan

N 15 IPFWW.... 75-46
N 18 OaklandW.... 58-42
N 23 Arizona^.....W....65-61
N 24 Gonzaga^.....L....61-74
N 25 Maryland [21]^.....W....78-69
D 2 Duke [6] #W.... 73-69
D 5 Grambling StateW.... 79-46
D 9 Green Bay (OT).....L....84-88

D 12 MarquetteW.... 72-63
D 16 Cal PolyW.... 90-42
D 23 MilwaukeeW.... 68-58
D 27 Illinois-ChicagoW.... 79-43
D 31 Ohio State (15)W.... 65-43
J 3 Penn State.....W....63-46
J 6 Michigan State (10).....L....47-54
J 9 Purdue (4)W.... 73-66
J 13 Northwestern.....W....60-50
J 16 Ohio State.....L....51-60
J 20 MichiganW.... 54-48
J 24 Penn State (OT)W.... 79-71
J 28 Purdue (10).....L....57-60
F 2 Michigan State (5)W.... 67-49
F 6 Michigan.....W....62-44
F 9 IllinoisL.... 56-63
F 13 IndianaW.... 83-55
F 18 Minnesota.....L....52-68
F 21 NorthwesternW.... 70-63
F 25 Indiana.....W....78-46
M 3 IowaW.... 67-40
M 7 Illinois.....W....72-57
Big Ten Tournament (Conseco Fieldhouse, Indianapolis, Ind.)
M 12 Illinois.....L....54-58
NCAA Tournament (East Regional, Jacksonville, Fla.)
M 19 Wofford.....W....53-49
M 21 Cornell.....L....69-87

^ — EA Sports Maui Invitational
— ACC-Big Ten Challenge

2010-11

Record: 25-9, Big Ten 13-5 (3rd)
Coach: Bo Ryan

N 14 Prairie View A&MW.... 99-55
N 15 North DakotaW.... 85-53
N 20 UNLV.....L....65-68
N 25 Manhattan^.....W....60-58
N 26 Boston College^.....W....64-49
N 28 Notre Dame^.....L....51-58
D 1 NC State#W.... 87-48
D 4 South DakotaW.... 76-61
D 8 MilwaukeeW.... 61-40
D 11 Marquette.....W....69-64
D 13 Green BayW.... 70-56
D 23 Coppin StateW.... 80-56
D 28 Minnesota [14]W.... 68-60
J 2 Illinois [25].....L....61-69
J 5 MichiganW.... 66-50
J 11 Michigan St. (OT).....L....61-64
J 15 Illinois [16]W.... 76-66
J 20 IndianaW.... 69-60
J 23 Northwestern.....W....78-46
J 29 Penn State.....L....52-56
F 1 Purdue [11]W.... 66-59
F 6 Michigan StateW.... 82-56
F 9 Iowa (OT).....W....62-59
F 12 Ohio State [1]W.... 71-67
F 16 Purdue [11].....L....62-70
F 20 Penn StateW.... 76-66
F 23 Michigan.....W....53-52
F 27 NorthwesternW.... 78-63
M 3 Indiana.....W....77-67
M 6 Ohio State [1].....L....65-93
Big Ten Tournament (Conseco Fieldhouse, Indianapolis, Ind.)
M 11 Penn State.....L....33-36
NCAA Tournament (Southeast Regional, Tucson, Ariz. & New Orleans, La.)
M 17 Belmont.....W....72-58
M 19 Kansas State [21].....W....70-65
M 24 Butler.....L....54-61

^ — Old Spice Classic, Orlando, Fla.
— ACC-Big Ten Challenge

2011-12

Record: 26-10, Big Ten 12-6 (4th)
Coach: Bo Ryan

N 12	Kennesaw StateW85-31
N 16	ColgateW68-41
N 19	Wofford [^]W69-33
N 22	UMKC [^]W77-31
N 25	Bradley [^]W66-43
N 26	BYU [^]W73-56
N 30	N. Carolina [5]#L57-60
D 3	Marquette [16]L54-61
D 7	Green BayW70-42
D 10	UNLVW62-51
D 13	MilwaukeeW60-54
D 15	Savannah StateW66-33
D 23	Miss. Valley St.W79-45
D 27	NebraskaW64-40
D 31	IowaL65-72
J 3	Mich. St. [10] (OT)L60-63
J 8	Michigan [16]L41-59
J 12	PurdueW67-62
J 15	NebraskaW50-45
J 18	NorthwesternW77-57
J 22	Illinois [22]W67-63
J 26	Indiana [16]W57-50
J 31	Penn StateW52-46
F 4	Ohio State [3]L52-58
F 9	Minnesota (OT)W68-61
F 16	Michigan State [7]L55-69
F 19	Penn StateW65-55
F 23	IowaL66-67
F 26	Ohio State [8]W63-60
F 28	MinnesotaW52-45
M 4	IllinoisW70-56
Big Ten Tournament (Conseco Fieldhouse, Indianapolis, Ind.)			
M 9	Indiana [15]W79-71
M 10	Michigan State [8]L52-65
NCAA Tournament (East Regional, Albuquerque, N.M. & Boston, Mass.)			
M 15	MontanaW73-49
M 17	Vanderbilt [20]W60-57
M 22	Syracuse [2]L63-64

[^] – Chicago Invitational Challenge
– ACC-Big Ten Challenge

2012-13

Record: 23-12, Big Ten 12-6 (4th)
Coach: Bo Ryan

N 11	Southeastern La.W87-47
N 14	Florida [10]L56-74
N 18	Cornell [^]W73-40
N 20	Presbyterian [^]W88-43
N 23	Creighton [14] [^]L74-84
N 24	Arkansas [^]W77-70
N 28	Virginia#L54-60
D 2	CaliforniaW81-56
D 4	OmahaW86-40
D 8	Marquette [16]L50-60
D 12	Green BayW65-54
D 22	MilwaukeeW74-53
D 29	SamfordW87-51
J 3	Penn StateW60-51
J 6	NebraskaW47-41
J 12	Illinois [12]W74-51
J 15	Indiana [2]W64-59
J 19	IowaL66-70
J 22	Michigan State [13]L47-49
J 26	Minnesota [12]W45-44
J 29	Ohio State [11]L49-58
F 3	IllinoisW74-68
F 6	Iowa [2OT]W74-70
F 9	Michigan [2] (OT)W65-62
F 14	Minnesota (OT)L53-58

F 17	Ohio State [13]W71-49
F 20	NorthwesternW69-41
F 26	NebraskaW77-46
M 3	PurdueL56-69
M 7	Michigan State [10]L43-58
M 10	Penn StateW63-60
Big Ten Tournament (United Center, Chicago, Ill.)			
M 15	Michigan [6]W68-59
M 16	Indiana [3]W68-56
M 17	Ohio State [10]L43-50
NCAA Tournament (West Regional, Kansas City, Mo.)			
M 22	Ole MissL46-57

[^] – Las Vegas Invitational
– ACC-Big Ten Challenge

2013-14

2014 FINAL FOUR
Record: 30-8, Big Ten 12-6 (T2nd)
Coach: Bo Ryan

N 8	St. John's &W86-75
N 12	Florida [11]W59-53
N 16	Green BayW69-66
N 19	North DakotaW103-85
N 21	Bowling GreenW88-64
N 23	Oral RobertsW76-67
N 26	Saint Louis [^]W63-57
N 27	West Virginia [^]W70-63
D 4	Virginia #W48-38
D 7	MarquetteW70-64
D 11	MilwaukeeW78-52
D 14	Eastern KentuckyW86-61
D 28	Prairie View A&MW80-43
J 2	NorthwesternW76-49
J 5	Iowa [22]W75-71
J 8	Illinois [23]W95-70
J 14	IndianaL72-75
J 18	MichiganL70-77
J 22	MinnesotaL68-81
J 25	PurdueW72-58
J 29	NorthwesternL56-65
F 1	Ohio State [24]L58-59
F 4	IllinoisW75-63
F 9	Michigan State [8]W60-58
F 13	MinnesotaW78-70
F 16	Michigan [15]W75-62
F 22	Iowa [15]W79-74
F 25	IndianaW69-58
M 2	Penn StateW71-66
M 5	PurdueW76-70
M 9	NebraskaL68-77
Big Ten Tournament (Banker's Life Fieldhouse, Indianapolis, Ind.)			
M 14	MinnesotaW83-57
M 15	Michigan State [22]L75-83
NCAA Tournament (West Regional, Milwaukee & Anaheim, Calif.)			
M 20	AmericanW75-35
M 22	OregonW85-77
M 28	Baylor [23]W69-52
M 30	Arizona [4] (OT)W64-63
NCAA Final Four (North Texas)			
A 5	Kentucky [2]L73-74

& – Samford Pentagon, Sioux Falls, S.D.
[^] – Cancun Challenge, Cancun, Mexico
– Big Ten-ACC Challenge

2014-15

BIG TEN CHAMPIONS
BIG TEN TOURN. CHAMPIONS
2015 FINAL FOUR

Record: 36-4, Big Ten 16-2 (1st)
Coach: Bo Ryan

N 14	Northern Kentucky	..W62-31
N 16	ChattanoogaW89-45
N 19	Green BayW84-60
N 22	Boise StateW78-54
N 26	UAB [^]W72-43
N 27	Georgetown [^]W68-65
N 28	Oklahoma [^]W69-56
D 3	Duke# [4]L70-80
D 6	MarquetteW49-38
D 10	MilwaukeeW93-54
D 13	NichollsW86-43
D 22	CaliforniaW68-56
D 28	BuffaloW68-56
D 31	Penn StateW89-72
J 4	NorthwesternW81-58
J 7	PurdueW62-55
J 11	RutgersL62-67
J 15	NebraskaW70-55
J 20	Iowa [25]W82-50
J 24	Michigan (OT)W69-64
J 31	IowaW74-63
F 3	IndianaW92-78
F 7	NorthwesternW65-50
F 10	NebraskaW65-55
F 15	IllinoisW68-49
F 18	Penn StateW55-47
F 21	MinnesotaW63-53
F 24	Maryland [14]L53-59
M 1	Michigan StateW68-61
M 5	MinnesotaW76-63
M 8	Ohio State [23]W72-48
Big Ten Tournament (United Center, Chicago, Ill.)			
M 13	MichiganW71-60
M 14	PurdueW71-51
M 15	Michigan St. (OT)W80-69
NCAA Tournament (West Regional, Omaha, Neb. & Los Angeles)			
M 20	C. CarolinaW86-72
M 22	OregonW72-65
M 26	North Carolina [15]	..W79-72
M 28	Arizona [5]W85-78
NCAA Final Four (Indianapolis)			
A 4	Kentucky [1]W71-64
A 6	Duke [4]L63-68

[^] – Battle 4 Atlantis, Bahamas
– Big Ten-ACC Challenge

2015-16

Record: 22-13, Big Ten 12-6 (T3rd)
Coach: Bo Ryan/Greg Gard

N 13	Western IllinoisL..... 67-69
N 15	SienaW..... 92-65
N 17	North DakotaW..... 78-64
N 20	Georgetown^.....L.....61-71
N 22	VCU^.....W.....74-73
N 25	Prairie View A&MW..... 85-67
N 29	Oklahoma [7].....L.....48-65
D 2	Syracuse# [14] (OT).....W.....66-58
D 5	TempleW..... 76-60
D 9	MilwaukeeL..... 67-68
D 12	MarquetteL..... 55-57
D 15	Texas A&M-CCW..... 64-49
D 23	Green BayW..... 84-79
D 29	Purdue [14]L..... 55-61
J 2	RutgersW..... 79-57
J 5	at Indiana.....L.....58-59
J 9	Maryland [3]L..... 60-63
J 12	Northwestern.....L.....65-70
J 17	Michigan State [4]W..... 77-76
J 21	Penn State.....W.....66-60
J 26	Indiana [19] (OT)W..... 82-79
J 31	Illinois.....W.....63-55
F 4	Ohio StateW..... 79-68
F 10	NebraskaW..... 72-61
F 13	Maryland [2].....W.....70-57
F 18	Michigan State [8].....L.....57-69
F 21	IllinoisW..... 69-60
F 24	Iowa [8].....W.....67-59
F 28	MichiganW..... 68-57
M 2	Minnesota.....W.....62-49
M 6	Purdue [15].....L.....80-91
Big Ten Tournament (Banker's Life Fieldhouse, Indianapolis, Ind.)	
M 10	Nebraska.....L.....58-70
NCAA Tournament (East Regional, St. Louis & Philadelphia)	
M 18	Pittsburgh.....W.....47-43
M 20	Xavier [8].....W.....66-63
M 25	Notre Dame.....L.....56-61
^ — 2K Classic, New York City # — Big Ten-ACC Challenge	

2016-17

Record: 27-10, Big Ten 12-6 (T2nd)
Coach: Greg Gard

N 11	Central ArkansasW..... 79-47
N 15	Creighton! [22].....L.....67-79
N 17	Chicago StateW..... 69-51
N 21	Tennessee^.....W.....74-62
N 22	Georgetown^.....W.....73-57
N 23	N. Carolina^ [4].....L.....56-71
N 27	Prairie View A&MW..... 95-50
N 29	Syracuse# [22]W..... 77-60
D 3	OklahomaW..... 90-70
D 7	Idaho StateW..... 78-44
D 10	Marquette.....W.....93-84
D 14	Green BayW..... 73-59
D 23	Florida A&MW..... 90-37
D 27	RutgersW..... 72-52
J 3	Indiana [25].....W.....75-68
J 8	Purdue [20].....L.....55-66
J 12	Ohio StateW..... 89-66
J 17	MichiganW..... 68-64
J 21	Minnesota (OT).....W.....78-76
J 24	Penn StateW..... 82-55
J 28	Rutgers (OT).....W.....61-54
J 31	Illinois.....W.....57-43
F 5	IndianaW..... 65-60
F 9	Nebraska (OT).....W.....70-69
F 12	NorthwesternL..... 59-66
F 16	Michigan.....L.....58-64
F 19	Maryland [23]W..... 71-60

F 23	Ohio State.....L.....73-83
F 26	Michigan State.....L.....74-85
M 2	IowaL..... 57-59
M 5	MinnesotaW..... 66-49
Big Ten Tournament (Verizon Center, Washington, D.C.)	
M 10	Indiana.....W.....70-60
M 11	Northwestern.....W.....76-48
M 12	Michigan.....L.....56-71
NCAA Tournament (East Regional, Buffalo & New York City)	
M 16	Virginia Tech.....W.....84-74
M 18	Villanova [1].....W.....65-62
M 24	Florida (OT).....L.....83-84
! — Gavitt Games ^ — Maui Jim Maui Invitational # — Big Ten-ACC Challenge	

2017-18

Record: 15-18, Big Ten 7-11 (9th)
Coach: Greg Gard

N 10	S. Carolina StateW..... 85-50
N 12	YaleW..... 89-61
N 16	Xavier! [15]L..... 70-80
N 20	Baylor^ [22].....L.....65-70
N 21	UCLA^ [23].....L.....70-72
N 24	MilwaukeeW..... 71-49
N 27	Virginia# [18].....L.....37-49
D 2	Ohio StateL..... 58-83
D 4	Penn State.....W.....64-63
D 6	Temple.....L.....55-59
D 9	MarquetteL..... 63-82
D 13	Western KentuckyW..... 81-80
D 23	Green BayW..... 81-60
D 27	Chicago StateW..... 82-70
D 30	UMass LowellW..... 82-53
J 2	IndianaW..... 71-61
J 5	Rutgers.....L.....60-64
J 9	Nebraska.....L.....59-63
J 16	Purdue [3].....L.....50-78
J 19	IllinoisW..... 75-50
J 23	Iowa.....L.....67-85
J 26	Michigan State [6].....L.....61-76
J 29	NebraskaL..... 63-74
F 1	NorthwesternL..... 52-60
F 4	Maryland.....L.....63-68
F 8	Illinois.....W.....78-69
F 11	Michigan [20]L..... 72-83
F 15	Purdue [6]W..... 57-53
F 19	Minnesota (OT)W..... 73-63
F 22	Northwestern.....W.....70-64
F 25	Michigan State [2]L..... 63-68
Big Ten Tournament (Madison Square Garden, New York City)	
M 1	Maryland.....W.....59-54
M 2	Michigan St. [2].....L.....63-60
! — Gavitt Games ^ — Hall of Fame Classic, Kansas City, Mo. # — Big Ten-ACC Challenge	

2018-19

Record: 23-11, Big Ten 14-6 (4th)
Coach: Greg Gard

N 6	Coppin StateW..... 85-63
N 13	Xavier!.....W.....77-68
N 17	Houston BaptistW..... 96-59
N 21	Stanford^.....W.....62-46
N 22	Oklahoma^.....W.....78-58
N 23	Virginia^ [4].....L.....46-53
N 27	NC State#W..... 79-75
N 30	Iowa [14].....W.....72-66
D 3	RutgersW..... 69-64
D 8	Marquette (OT).....L.....69-74
D 13	Savannah StateW..... 101-60

D 22	Grambling StateW..... 84-53
D 29	Western Kentucky.....L.....76-83
J 3	MinnesotaL..... 52-59
J 6	Penn State.....W.....71-52
J 11	Purdue (OT)L..... 80-84
J 14	Maryland [19].....L.....60-64
J 19	Michigan [2]W..... 65-54
J 23	Illinois.....W.....72-60
J 26	NorthwesternW..... 62-46
J 29	Nebraska.....W.....62-51
F 1	Maryland [21]W..... 69-61
F 6	Minnesota.....W.....56-51
F 9	Michigan [7].....L.....52-61
F 12	Michigan State [11]L..... 59-67
F 18	IllinoisW..... 64-58
F 23	Northwestern.....W.....69-64
F 26	Indiana (2OT).....L.....73-75
M 2	Penn StateW..... 61-57
M 7	IowaW..... 65-45
M 10	Ohio State (OT).....W.....73-67
Big Ten Tournament (United Center, Chicago, Ill.)	
M 15	Nebraska.....W.....66-62
M 16	Michigan State [6].....L.....55-67
NCAA Tournament (South Regional, San Jose, Calif.)	
M 22	Oregon.....L.....54-72
! — Gavitt Games ^ — Battle 4 Atlantis, Bahamas # — Big Ten-ACC Challenge	

2019-20

BIG TEN CHAMPIONS

Record: 21-10, Big Ten 14-6 (T1st)
Coach: Greg Gard

N 5	vs St. Mary's& [20] (OT).....L.....63-65
N 8	Eastern IllinoisW..... 65-52
N 13	McNeeseW..... 83-63
N 17	MarquetteW..... 77-61
N 21	Green BayW..... 88-70
N 25	vs Richmond.....L.....52-62
N 26	vs New Mexico.....L.....50-59
D 4	at NC State.....L.....54-69
D 7	IndianaW..... 84-64
D 11	at Rutgers.....L.....65-72
D 21	MilwaukeeW..... 83-64
D 28	at Tennessee.....W.....68-48
D 31	RiderW..... 65-37
J 3	at Ohio State [5].....W.....61-57
J 8	IllinoisL..... 70-71
J 11	at Penn State [20].....W.....58-49
J 14	Maryland [17]W..... 56-54
J 17	at Michigan St. [15].....L.....55-67
J 21	NebraskaW..... 82-68
J 24	at Purdue.....L.....51-70
J 27	at Iowa [19].....L.....62-68
F 1	Michigan State [14]W..... 64-63
F 5	at Minnesota.....L.....52-70
F 9	Ohio StateW..... 70-57
F 15	at Nebraska.....W.....81-64
F 18	PurdueW..... 69-65
F 23	RutgersW..... 79-71
F 27	at Michigan [19].....W.....81-74
M 1	MinnesotaW..... 71-69
M 4	NorthwesternW..... 63-48
M 7	at Indiana.....W.....60-56

& — Samford Pentagon, Sioux Falls, S.D.
! — Gavitt Games
^ — Legends Classic, Brooklyn, N.Y.
— Big Ten-ACC Challenge

*Postseason cancelled due to COVID-19 pandemic

ALL-TIME HOME ATTENDANCE

Year	Games	Total	Avg.	High	Year	Games	Total	Avg.	High
1940-41	12	130,150	10,846	14,000	1980-81	15	101,606	6,774	9,026
1941-42	11	116,050	10,550	14,000	1981-82	13	65,505	5,039	9,281
1942-43	11	118,000	10,727	14,000	1982-83	15	113,617	7,574	11,442
1943-44	10	84,200	8,420	14,000	1983-84	13	98,280	7,560	11,019
1944-45	11	98,000	8,909	11,500	1984-85	15	103,795	6,920	9,868
1945-46	11	96,900	8,809	14,000	1985-86	15	112,131	7,475	11,092
1946-47	11	124,700	11,336	13,800	1986-87	15	110,876	7,392	11,866
1947-48	10	130,900	13,090	13,500	1987-88	14	110,545	7,896	11,068
1948-49	12	150,000	12,500	13,500	1988-89	17	161,810	9,518	11,886
1949-50	11	139,500	12,681	13,000	1989-90	14	142,291	10,164	11,898
1950-51	11	130,550	11,868	13,000	1990-91	17	171,680	10,099	11,924
1951-52	11	132,000	12,000	13,000	1991-92	17	160,580	9,446	12,305
1952-53	11	129,726	11,793	13,500	1992-93	17	176,578	10,387	11,500
1953-54	11	108,192	9,836	13,500	1993-94	16	184,000	11,500	11,500
1954-55	11	92,150	8,377	12,100	1994-95	15	171,292	11,419	11,500
1955-56	11	66,100	6,009	10,000	1995-96	18	202,381	11,243	11,993
1956-57	11	57,529	5,230	7,193	1996-97	14	160,624	11,473	11,719
1957-58	11	61,448	5,586	8,200	1997-98	15	200,032	13,335	16,697
1958-59	11	58,527	5,321	7,410	1998-99	13	205,008	15,770	17,046
1959-60	12	75,216	6,268	12,187	1999-00	14	226,281	16,163	17,142
1960-61	10	65,685	6,569	13,472	2000-01	14	235,351	16,811	17,142
1961-62	13	88,681	6,822	13,545	2001-02	13	214,860	16,528	17,142
1962-63	13	88,905	6,839	12,088	2002-03	17	287,818	16,930	17,142
1963-64	10	69,873	6,987	13,217	2003-04	15	257,130	17,142	17,142
1964-65	10	63,823	6,382	9,538	2004-05	16	274,272	17,142	17,142
1965-66	12	85,199	7,100	11,573	2005-06	16	274,272	17,142	17,142
1966-67	11	116,855	10,623	12,729	2006-07	19	326,610	17,190	17,190
1967-68	11	104,346	9,486	11,926	2007-08	18	309,420	17,190	17,190
1968-69	11	112,949	10,268	11,569	2008-09	16	275,680	17,230	17,230
1969-70	11	97,686	8,881	12,392	2009-10	17	292,910	17,230	17,230
1970-71	12	81,051	6,754	7,953	2010-11	16	275,680	17,230	17,230
1971-72	12	79,922	6,660	8,235	2011-12	18	309,255	17,181	17,230
1972-73	11	84,242	7,658	8,236	2012-13	18	303,172	16,843	17,249
1973-74	13	98,346	7,565	12,204	2013-14	17	290,773	17,104	17,249
1974-75	15	82,981	5,532	7,462	2014-15	16	276,464	17,279	17,279
1975-76	14	72,996	5,214	9,363	2015-16	18	311,166	17,287	17,287
1976-77	13	90,609	6,970	8,501	2016-17	17	293,879	17,287	17,287
1977-78	14	122,075	8,720	11,238	2017-18	18	310,901	17,272	17,287
1978-79	14	114,945	8,210	12,204	2018-19	16	274,467	17,154	17,287
1979-80	15	115,960	7,731	11,895	2019-20	16	270,587	16,912	17,287

ALL-TIME SERIES SCORES

Air Force (2-0)

At Madison: UW leads 1-0

At Air Force: UW leads 1-0

12/3/60 H W 80-67
12/1/62 A W 72-64

Alabama (1-3)

At Madison: Series tied 1-1

At Tuscaloosa: UW trails 0-2

12/8/79 H L 62-66
12/1/80 A L 75-90
12/30/03 A L 56-71
12/29/04 H W 76-62

Alcorn State (1-0)

At Madison: UW leads 1-0

12/29/92 H W 110-81

American (1-0)

Neutral: UW leads 1-0

3/20/14 BC W 75-35
BC - Bradley Center, Milwaukee

Arizona (5-2)

At Tucson: UW trails 0-1

Neutral: UW leads 5-1

12/3/62 A L 46-51
12/30/66 LA W 104-77
3/18/00 SL W 66-59
3/17/06 PA L 75-94
11/23/09 MA W 65-61
3/29/14 AN W+ 64-63
3/28/15 LA W 85-78

LA - Los Angeles, Calif.

SL - Salt Lake City, Utah

PA - Philadelphia, Pa.

MA - Maui, Hawaii

AN - Anaheim, Calif.

Arkansas (1-0)

Neutral: UW leads 1-0

11/24/12 LV W 77-70
LV - Las Vegas, Nev.

Arkansas State (1-0)

At Madison: UW leads 1-0

12/14/14 H W 45-7

Army (1-0)

Neutral: UW leads 1-0

12/30/79 HI W 77-63
HI - Honolulu, Hawaii

Auburn (1-0)

Neutral: UW leads 1-0

11/25/06 SP W 78-54
SP - South Padre Island, Texas

Ball State (6-2)

At Madison: UW leads 6-0

At Muncie: UW trails 0-2

12/4/36 H W 38-33
12/1/69 H W 88-74
12/9/80 H W 85-72
12/12/81 H W 71-70
12/8/82 A L 66-76
12/26/96 H W 74-59
12/13/97 A L 56-68
11/20/99 H W 60-50

Baylor (1-1)

Neutral: Series tied 1-1

3/27/14 AN W 69-52
11/20/17 KC L 65-70
AN - Anaheim, Calif.
KC - Kansas City, Mo.

Belmont (1-0)

Neutral: UW leads 1-0

3/17/11 AZ W 72-58
AZ - Tucson, Ariz.

Bethune-Cookman (1-0)

At Madison: UW leads 1-0

12/8/92 H W 75-50

Boise State (1-0)

At Madison: UW leads 1-0

11/22/14 H W 78-54

Boston College (4-2)

Neutral: UW leads 4-2

12/26/59 BU W 95-82
12/18/64 TM L 85-86
12/26/64 HI W 70-69
12/27/76 TM W 74-66
12/27/85 AZ L 72-74
11/26/10 OR W 65-55
BU - Buffalo, N.Y.
TM - The Mecca, Milwaukee, Wis.
HI - Honolulu, Hawaii
AZ - Tucson, Ariz.
OR - Orlando, Fla.

Bowling Green (3-1)

At Madison: UW leads 3-0

At Bowling Green: UW trails 0-1

12/12/64 H W 87-56
12/10/66 A L 69-81
3/13/91 H W 87-79
11/21/13 H W 88-64

Bradley (3-2)

At Madison: UW leads 1-0

At Peoria: UW trails 0-2

Neutral: UW leads 2-0

2/12/29 H W 48-22
12/20/56 A L 62-74
12/17/60 A L 66-88
11/26/89 SJ W 63-57
11/25/11 HE W 66-43

SJ - San Juan, Puerto Rico

HE - Hoffman Estates, Ill.

Brown (2-0)

At Madison: UW leads 2-0

12/21/74 H W 79-68
12/7/96 H W 52-30

Bucknell (1-0)

Neutral: UW leads 1-0

3/20/05 OK W 71-62
OK - Oklahoma City, Okla.

Buffalo (1-0)

At Madison: UW leads 1-0

12/28/14 H W 68-56

Butler (17-14)

At Madison: UW leads 13-7

At Indianapolis: UW trails 4-6

Neutral: UW trails 0-1

12/16/21 H L 20-26
12/15/22 H L 13-20
2/12/24 H W 25-23
12/19/24 H L 16-22
2/5/26 H W 31-24
12/16/27 H W 25-18
2/10/32 H W 28-17
12/30/33 H W 37-27
2/8/36 H W 28-24
12/23/36 A L 23-43
12/19/38 A L 21-24
2/5/40 H L 46-50
2/8/41 H W 59-55
12/9/46 A W 60-52

12/8/47	H	W	61-53
2/1/51	H	W	60-35
2/6/52	A	W	62-60
12/1/53	H	W	70-54
1/17/55	A	W	57-53
12/1/55	H	L	63-67
12/3/56	A	L	50-54
12/19/57	H	W	59-58
12/30/58	A	L	55-69
12/1/59	H	L	82-88
12/1/60	A	L	58-73
12/5/87	H	W	92-80
12/10/88	A	W	63-53
12/9/89	H	W	75-59
12/15/90	A	L	88-94
1/30/01	H	L	44-58
3/24/11	NO	L	54-61

NO - New Orleans, La.

BYU (2-0)

At Madison: UW leads 1-0
Neutral: UW leads 1-0

12/11/31	H	W	30-16
11/26/11	HE	W	73-56

HE - Hoffman Estates, Ill.

Cal Poly (1-0)

At Madison: UW leads 1-0

12/16/09	H	W	90-42
----------	---	---	-------

Cal State Fullerton (1-0)

Neutral: UW leads 1-0

3/20/08	OM	W	71-56
---------	----	---	-------

OM - Omaha, Neb.

Cal State LA (1-0)

At Madison: UW leads 1-0

11/27/85	H	W	104-88
----------	---	---	--------

California (4-5)

At Madison: UW leads 2-0
At Berkeley: UW trails 1-3
Neutral: UW trails 1-2

12/19/47	A	L	61-73
12/20/47	A	L	44-59
12/28/51	SF	L	49-68
12/26/52	H	W	64-57
12/29/55	A	L	55-62
12/20/58	IC	L	53-68
12/29/86	HI	W	66-63
12/2/12	H	W	81-56
12/22/14	A	W	68-56

SF - San Francisco, Calif.
 IC - Iowa City, Iowa
 HI - Honolulu, Hawaii

UC Davis (1-0)

At Madison: UW leads 1-0

12/3/73	H	W	97-53
---------	---	---	-------

UC Santa Barbara (1-0)

At Madison: UW leads 1-0

11/23/04	H	W	72-61
----------	---	---	-------

Canisius (1-1)

At Madison: UW leads 1-0
At Buffalo: UW trails 0-1

12/28/59	A	L	65-80
12/3/77	H	W	96-70

Central Arkansas (1-0)

At Madison: UW leads 1-0

11/11/16	H	W	79-47
----------	---	---	-------

Central Conn. St. (1-0)

At Madison: UW leads 1-0

12/5/91	H	W	80-54
---------	---	---	-------

Central Michigan (3-2)

At Madison: UW leads 3-0
At Mt. Pleasant: UW trails 0-2

12/31/80	H	W	69-62
12/9/81	A	L	68-71
12/11/82	H	W	83-67
12/8/84	H	W	74-63
12/6/86	A	L	66-80

Chaminade (1-0)

Neutral: UW leads 1-0

11/22/95	MA	W	104-66
----------	----	---	--------

MA - Maui, Hawaii

Charleston (1-0)

At Madison: UW leads 1-0

1/3/04	H	W	75-49
--------	---	---	-------

Charleston So. (1-0)

At Madison: UW leads 1-0

12/14/92	H	W	101-72
----------	---	---	--------

Charlotte (1-0)

At Charlotte: UW leads 1-0

12/13/80	A	W	71-63
----------	---	---	-------

Chattanooga (1-0)

At Madison: UW leads 1-0

11/16/14	H	W	89-45
----------	---	---	-------

Chicago State (3-0)

At Madison: UW leads 3-0

1/4/03	H	W	73-45
11/17/16	H	W	69-51
12/27/17	H	W	82-70

Cincinnati (1-5)

At Madison: UW trails 0-2
At Cincinnati: UW trails 0-2
Neutral: Series tied 1-1

12/9/61	H	L	67-86
12/30/61	NY	L	71-101
12/14/63	A	L	60-65
12/22/65	A	L	74-87
12/3/66	H	L	70-77
3/17/94	OG	W	80-72

NY - New York City, N.Y.
 OG - Ogden, Utah

C.C. of New York (0-1)

Neutral: UW trails 0-1

3/20/47	NY	L	56-70
---------	----	---	-------

NY - New York City, N.Y.

Cleveland State (1-0)

At Madison: UW leads 1-0

12/22/79	H	W	103-78
----------	---	---	--------

Coastal Carolina (3-0)

At Madison: UW leads 2-0
Neutral: UW leads 1-0

12/7/91	H	W	91-57
11/26/05	H	W	92-54
3/20/15	OM	W	86-72

OM - Omaha, Nebraska

Colgate (1-0)

At Madison: UW leads 1-0

11/16/11	H	W	68-41
----------	---	---	-------

Colorado (1-0)

At Madison: UW leads 1-0

11/17/07	H	W	78-52
----------	---	---	-------

Connecticut (0-1)

Neutral: UW trails 0-1

11/24/08	ST	L	57-76
----------	----	---	-------

ST - St. Thomas, U.S. Virgin Islands

Coppin State (4-0)

At Madison: UW leads 4-0

12/20/97	H	W	71-63
12/20/08	H	W	57-46
12/23/10	H	W	80-56
11/6/18	H	W	85-63

Cornell (1-1)**At Madison:** UW leads 1-0**Neutral:** UW trails 0-1

3/21/10 JA L 69-87

11/18/12 H W 73-40

JA - Jacksonville, Fla.

Creighton (1-2)**At Madison:** UW leads 1-0**At Omaha:** UW trails 0-1**Neutral:** UW trails 0-1

1/8/49 H W 75-39

11/23/12 LV L 74-84

11/15/16 A L 67-79

LV - Las Vegas, Nev.

Dartmouth (3-1)**At Madison:** UW leads 2-0**Neutral:** Series tied 1-1

3/21/41 H W 51-50

12/31/41 MI L 49-57

12/27/63 MI W 94-68

12/14/84 H W 90-70

MI - Milwaukee, Wis.

Davidson (0-2)**Neutral:** UW trails 0-2

12/12/80 CH L 63-67

3/28/08 DE L 56-73

CH - Charlotte, N.C.

DE - Detroit, Mich.

Dayton (1-0)**Neutral:** UW leads 1-0

12/28/61 NY W 105-93

NY - New York City, N.Y.

Delaware State (1-0)**At Madison:** UW leads 1-0

11/21/06 H W 64-52

Denver (2-0)**At Madison:** UW leads 2-0

12/28/53 H W 67-48

12/14/88 H W 89-34

DePaul (1-6)**At Madison:** UW trails 1-2**At Chicago:** UW trails 0-3**Neutral:** UW trails 0-1

12/23/35 A L 22-27

12/30/36 H L 17-33

3/3/44 CS L 35-48

12/6/76 H W 68-66

12/14/77 H L 62-85

12/16/78 A L 78-84

12/5/79 A L 77-90

CS - Chicago Stadium, Chicago, Ill.

Detroit (3-0)**At Madison:** UW leads 3-0

1/2/39 H W 34-27

12/23/92 H W 108-86

12/6/03 H W 68-42

Duke (1-3)**At Madison:** Series tied 1-1**At Durham:** UW trails 0-1**At Neutral:** UW trails 0-1

11/27/07 A L 58-82

12/2/09 H W 73-69

12/3/14 H L 70-80

4/6/15 LO L 63-68

LO - Lucas Oil Stadium, Indianapolis

Duquesne (0-1)**Neutral:** UW trails 0-1

12/29/67 PA L 66-76

PA - Philadelphia, Pa.

East Tennessee St. (1-0)**At Madison:** UW leads 1-0

12/1/79 H W 68-56

East Texas State (1-0)**At Madison:** UW leads 1-0

12/5/85 H W 82-60

Eastern Illinois (6-1)**At Madison:** UW leads 6-0**At Charleston:** UW trails 0-1

12/1/70 H W 102-84

12/22/86 H W 72-68

12/3/87 A L 52-59

12/5/88 H W 52-44

12/28/95 H W 105-70

11/25/03 H W 81-47

11/8/19 H W 65-52

Eastern Kentucky (2-0)**At Madison:** UW leads 1-0**Neutral:** UW leads 1-0

11/19/05 ST W++ 95-89

12/14/13 H W 86-61

ST - St. Thomas, U.S. Virgin Islands

Eastern Michigan (3-2)**At Madison:** UW leads 3-1**At Ypsilanti:** UW trails 0-1

12/12/79 H W 69-57

12/30/88 H W 84-69

11/24/89 H L 52-71

12/13/93 H W 94-68

12/10/94 A L 76-92

East. Washington (1-0)**At Madison:** UW leads 1-0

11/15/02 H W 81-55

Fairfield (1-0)**At Madison:** UW leads 1-0

12/31/92 H W 76-55

Ferris State (1-0)**At Madison:** UW leads 1-0

11/28/88 H W 98-61

Florida (2-3)**At Madison:** UW leads 2-0**At Gainesville:** UW trails 0-2**At Neutral:** UW trails 0-1

12/20/67 H W 86-81

12/21/68 A L 66-71

11/14/12 A L 56-74

11/12/13 H W 59-53

3/24/17 NY L+ 83-84

NY - Madison Square Garden, NYC

Florida A&M (3-0)**At Madison:** UW leads 3-0

11/26/83 H W 100-56

11/16/07 H W 88-40

12/23/16 H W 90-37

Florida Internat'l (1-0)**At Madison:** UW leads 1-0

12/2/06 H W 79-63

Florida State (3-0)**At Madison:** UW leads 2-0**Neutral:** UW leads 1-0

12/4/61 H W 64-63

11/28/06 H W 81-66

3/20/09 BO W+ 61-59

BO - Boise, Idaho

Florida Tech (1-0)**At Madison:** UW leads 1-0

12/13/71 H W 90-58

Fordham (1-0)**Neutral:** UW leads 1-0

12/16/66 TM W 67-66

TM - The Mecca, Milwaukee

Fresno State (3-1)

At Madison: UW leads 1-0
At Fresno: UW leads 1-0
Neutral: Series tied 1-1
 12/30/91 HI L 68-71
 12/27/97 A W 64-60
 12/27/98 H W 87-65
 3/16/00 AB W 66-56
 HI - Honolulu, Hawaii
 AB - Albuquerque, N.M.

Furman (1-0)

At Madison: UW leads 1-0
 12/15/01 H W 68-60

Gardner-Webb (1-0)

At Madison: UW leads 1-0
 12/27/06 H W 98-40

George Washington (0-1)

At Wash., D.C.: UW trails 0-1
 12/7/77 A L 74-77

Georgetown (3-2)

Neutral: UW leads 3-2
 12/28/71 TM W 82-62
 12/28/82 LA L 43-71
 11/27/14 BA W 68-65
 11/20/15 NY L 61-71
 11/22/16 HI W 73-57
 TM - The Mecca, Milwaukee
 LA - Los Angeles, Calif.
 BA - The Bahamas
 NY - Madison Square Garden, NYC
 HI - Maui, Hawaii

Georgia (2-2)

At Madison: UW leads 1-0
At Athens: UW leads 1-0
Neutral: UW trails 0-2
 12/28/74 TM L 89-91
 12/28/89 AZ L 64-65
 12/31/06 A W 64-54
 11/24/07 H W 68-49
 AZ - Tempe, Ariz.
 TM - The Mecca, Milwaukee

Georgia State (0-1)

Neutral: UW trails 0-1
 3/15/01 BO L 49-50
 BO - Boise, Idaho

Georgia Tech (1-1)

At Atlanta: UW trails 0-1
Neutral: UW leads 1-0
 12/28/63 TM W 104-84
 11/28/01 A L 61-62
 TM - The Mecca, Milwaukee

Gonzaga (2-1)

At Madison: UW leads 1-0
Neutral: Series tied 1-1
 12/18/63 H W 115-71
 12/1/89 BC W 63-58
 11/24/09 MA L 61-74
 BC - Bradley Center, Milwaukee
 MA - Maui, Hawaii

Grambling State (3-0)

At Madison: UW leads 3-0
 12/29/93 H W 103-83
 12/5/09 H W 79-46
 12/22/18 H W 84-53

Green Bay (24-1)

At Madison: UW leads 21-0
At Green Bay: UW leads 3-1
 12/6/80 H W++ 68-66
 12/5/81 H W 77-65
 12/5/92 H W 70-65
 12/8/93 H W 64-50
 11/30/94 H W 61-57
 12/8/99 H W 55-34
 12/6/00 A W 61-53
 12/1/01 H W 70-57
 11/30/02 A W 69-52
 12/10/03 H W 73-57
 12/7/04 H W 65-55
 12/7/05 H W 82-62
 11/15/06 H W 79-62
 12/15/07 H W 70-52
 12/13/08 H W 77-57
 12/9/09 A L+ 84-88
 12/13/10 H W 70-56
 12/7/11 H W 70-42
 12/12/12 H W 65-54
 11/16/13 A W 69-66
 11/19/14 H W 84-60
 12/23/15 H W 84-79
 12/14/16 H W 73-59
 12/23/17 H W 81-60
 11/21/19 H W 88-70

Hardin-Simmons (1-0)

At Madison: UW leads 1-0
 1/27/65 H W 83-63

Harvard (1-0)

At Madison: UW leads 1-0
 1/31/42 H W 58-41

Hawaii (1-1)

At Honolulu: Series tied 1-1
 12/27/86 A W 82-77
 11/25/01 A L 57-60

Hawaii-Hilo (1-0)

At Hilo: UW leads 1-0
 11/23/01 A W 78-62

Houston (1-1)

At Madison: UW leads 1-0
At Madison: UW trails 0-1
 12/1/64 H W 76-65
 12/11/65 A L 57-82

Houston Baptist (1-0)

At Madison: UW leads 1-0
 11/17/18 H W 96-59

Howard (1-0)

At Madison: UW leads 1-0
 12/21/91 H W 64-57

Idaho State (2-0)

At Madison: UW leads 2-0
 12/9/08 H W 60-58
 12/7/16 H W 78-44

Illinois (90-111)

At Madison: UW leads 59-40
At Champaign: UW trails 28-68
Neutral: UW leads 3-3
 3/3/06 A W 36-32
 3/10/06 H W 1-0*
 1/19/07 A W 22-16
 2/1/07 H W 47-13
 1/18/08 A W 28-20
 3/9/08 H W 27-14
 1/16/09 A L 16-28
 1/23/09 H W 20-10
 1/21/10 H W 28-16
 1/25/10 A L 14-34
 1/21/11 H W 20-17
 3/11/11 A L 18-21
 1/13/12 H W 27-10
 3/15/12 A W 23-15
 1/11/13 A W 16-15
 2/21/13 H W 18-13

* vacated by NCAA

1/10/14	A	W	26-25	1/1/51	H	L+	69-71	1/7/84	H	L+	62-63
2/20/14	H	W	29-16	2/10/51	A	L	52-63	3/10/84	A	L	57-81
2/8/15	A	L	19-39	1/7/52	A	L	49-53	1/17/85	H	L	67-78
2/13/15	H	L	17-19	3/08/52	H	W	58-48	2/16/85	A	L	49-68
1/22/16	A	L	20-27	1/10/53	A	L	61-71	1/16/86	A	L	54-73
2/19/16	H	W	34-14	2/7/53	H	L	61-65	2/15/86	H	L	74-82
2/20/17	H	W	25-14	2/13/54	H	L+	64-70	1/8/87	H	L	66-68
2/24/17	A	L	17-20	2/22/54	A	L	64-66	2/7/87	A	L	74-99
1/19/18	A	W	22-21	1/1/55	A	W	79-64	1/16/88	H	L	65-80
2/23/18	H	W	23-15	2/19/55	H	L	71-99	2/21/88	A	L	65-85
1/25/19	H	L	15-25	1/9/56	A	L	77-96	1/12/89	A	L	80-103
1/15/19	A	L	14-16	1/12/57	H	L	63-79	1/18/89	H	W	72-52
1/24/20	A	L	20-43	1/4/58	H	L	59-64	1/4/90	A	L	59-73
2/21/20	H	W	33-29	1/13/58	A	W	71-70	1/25/90	H	L	63-66
1/22/21	H	W	23-18	1/5/59	H	L	51-77	1/2/91	A	L	62-70
2/19/21	A	L	9-17	2/16/59	A	L	54-93	3/6/91	H	W	85-77
2/10/22	H	W	25-23	2/20/60	H	W	75-63	1/22/92	A	L	67-74
2/27/22	A	L	35-37	2/6/61	A	L	73-77	2/20/92	H	W	92-78
2/16/24	H	W	13-12	1/29/62	A	W	85-81	1/27/93	A	L	72-80
2/25/24	A	L	20-31	2/19/62	H	W	103-101	2/28/93	H	W	74-66
2/21/25	A	L	25-35	2/11/63	H	W	84-77	1/25/94	H	W	66-56
3/9/25	H	W	24-9	2/23/63	A	L	77-89	2/27/94	A	L	65-76
2/28/27	A	L	28-32	3/7/64	A	L	73-97	2/4/95	H	W	73-60
3/5/27	H	W	39-13	12/15/64	H	L	56-70	2/3/96	A	W	57-56
1/16/28	H	L	33-34	12/14/65	H	L	70-90	1/25/97	A	W	73-56
3/9/28	A	W	32-22	1/11/66	A	L	64-80	2/12/97	H	W	62-45
1/18/30	H	W	14-9	12/19/66	A	L	74-87	1/21/98	A	L	48-62
2/24/30	A	W	23-17	3/11/67	H	W	102-92	2/7/98	H	L+	47-53
1/05/31	A	W	12-9	2/6/68	H	L	60-68	3/6/98	UC	L	61-66
1/24/31	H	W	30-20	2/1/69	A	L	73-86	1/20/99	H	W	75-53
2/11/33	A	L	25-38	1/3/70	H	L	69-74	2/6/99	A	L	51-53
2/20/33	H	L	15-29	2/3/70	A	W	66-65	1/8/00	H	W	63-59
1/6/34	A	L	17-20	1/12/71	A	L	82-84	2/13/01	A	L	67-68
2/17/34	H	W	28-22	2/23/71	H	W	88-84	1/7/02	H	W	72-66
1/11/36	H	L	27-29	2/26/72	A	L	86-91	1/23/02	A	L	48-80
2/15/36	A	L	20-36	3/11/72	H	W	97-84	1/11/03	A	L	63-69
1/9/37	H	L	28-31	1/8/73	A	L	74-76	3/5/03	H	W	60-59
2/22/37	A	L	31-48	2/10/73	H	W	99-88	1/24/04	H	W	76-56
1/21/39	H	L	34-37	1/19/74	H	W	101-75	2/18/04	A	L	57-65
2/19/40	A	L	35-37	1/13/75	A	L	56-72	3/14/04	BL	W	70-53
2/15/41	H	W	46-30	2/10/75	H	W	76-70	1/25/05	H	L	65-75
1/3/42	H	L	40-55	1/12/76	A	L	61-71	2/12/05	A	L	59-70
2/23/42	A	L	43-45	2/9/76	H	L	59-70	3/13/05	UC	L	43-54
1/11/43	H	L	40-52	2/3/77	A	L	72-82	1/31/06	H	L	51-66
2/20/43	A	L	26-50	2/12/77	H	W	62-50	1/20/07	A	W	71-64
1/03/44	H	L+	43-45	2/2/78	A	L	71-74	3/10/07	UC	W	53-41
1/7/44	A	W	43-38	2/11/78	H	W	80-73	1/10/08	H	W	70-60
1/1/46	H	L	31-56	1/18/79	H	L	74-81	2/20/08	A	W	71-57
1/18/46	A	L	53-72	2/15/79	A	L	64-81	3/16/08	BL	W	61-48
1/1/47	H	W	53-47	1/19/80	H	L	64-69	1/24/09	A	L	57-64
1/25/47	A	L	37-63	2/7/80	A	L	50-67	2/5/09	H	W	63-50
1/3/48	H	W	52-47	1/24/81	A	W	54-45	2/9/10	H	L	56-63
1/24/48	A	L	36-57	2/12/81	H	L	65-84	3/7/10	A	W	72-57
1/3/49	A	L	50-62	2/4/82	A	L	54-88	3/12/10	BL	L	54-58
2/5/49	H	L	54-61	2/13/82	H	L	60-68	1/2/11	A	L	61-69
1/2/50	H	W	59-50	1/8/83	H	L	54-61	1/15/11	H	W	76-66
2/25/50	A	L	58-76	3/10/83	A	L	64-71	1/22/12	A	W	67-63

+ overtime

* vacated by NCAA

3/4/12	H	W	70-56
1/12/13	H	W	74-51
2/3/13	A	W	74-68
1/8/14	H	W	95-70
2/4/14	A	W	75-63
2/15/15	H	W	68-49
1/31/16	A	W	63-55
2/21/16	H	W	69-60
1/31/17	A	W	57-43
1/19/18	H	W	75-50
2/8/18	A	W	78-69
1/23/19	A	W	72-60
2/18/19	H	W	64-58
1/8/20	H	L	70-71

UC - United Center, Chicago
BL - Bankers Life Fieldhouse, Ind.

Illinois-Chicago (1-1)

At Madison: Series tied 1-1

12/4/81	H	L	66-74
12/27/09	H	W	79-43

Illinois State (2-1)

At Madison: Series tied 1-1
At Normal: UW leads 1-0

3/18/96	H	L	62-77
11/18/97	H	W	80-66
12/5/98	A	W	71-54

Indiana (76-97)

At Madison: UW leads 44-40
At Bloomington: UW trails 29-55
Neutral: UW leads 3-2

1/29/10	H	L	11-13
3/7/10	A	W	33-8
2/3/11	H	W	51-9
3/10/11	A	L	18-21
2/17/12	H	W	51-10
3/16/12	A	W	32-21
2/13/13	A	W	30-19
2/27/13	H	W	48-10
1/12/14	A	W	57-15
2/24/14	H	W	46-24
1/9/15	A	W	39-18
1/18/15	H	W	47-15
3/6/17	H	W	29-14
3/15/17	A	W	18-16
2/24/19	H	W	29-16
3/15/19	A	L	12-22
1/8/23	A	W	17-10
3/12/23	H	W	35-17
1/5/24	A	W	23-21
1/14/24	H	W	28-27
1/11/26	H	W	33-31
3/9/26	A	L	20-35
1/8/27	H	L	23-28

2/26/27	A	L	23-31
1/14/29	H	W	24-20
2/16/29	A	W	27-25
1/23/30	A	W+	23-21
3/8/30	H	W	34-23
2/15/32	A	L	21-33
3/5/32	H	W	35-26
1/14/33	A	W+	38-37
2/18/33	H	L+	28-29
1/12/35	A	W	30-23
2/16/35	H	W+	37-27
1/20/36	H	L	24-26
2/22/36	A	L	21-54
2/7/38	A	L	44-47
2/28/38	H	W	34-32
1/14/39	A	L	19-43
1/15/40	H	L	34-40
2/24/41	A	W	38-30
1/5/42	A	L	34-38
1/24/42	H	W	42-36
2/13/43	H	L	44-51
2/15/43	H	W	57-53
2/11/44	A	W	62-43
2/12/44	A	W	52-31
1/11/47	H	W	70-49
1/10/48	A	W	58-54
1/15/49	H	W	58-48
1/7/50	A	L	59-61
3/5/51	A	L	58-68
2/23/52	H	L	48-63
2/9/53	A	L	48-66
2/16/53	H	L	70-72
1/4/54	A	L	67-70
1/16/54	H	L	74-90
1/15/55	H	W	77-66
2/7/55	A	L	58-65
1/7/56	H	L	71-75
2/13/56	A	W	69-67
1/7/57	A	L	68-79
2/23/57	H	L	74-85
2/10/58	H	L	87-93
3/7/59	A	L	71-97
2/6/60	H	L	85-97
2/13/60	A	L	71-91
2/18/61	H	L	84-98
3/6/61	A	L	69-80
2/12/62	A	W	105-94
2/25/63	H	W	102-96
2/17/64	H	L++	80-82
2/24/64	A	L	82-108
2/20/65	A	L	87-100
3/8/65	H	L	73-92
2/7/66	H	W	79-78
2/11/67	A	L	81-93
2/10/68	H	W	95-83
3/5/68	A	L	85-93
2/4/69	H	L	63-65

2/25/69	A	L	84-101
2/17/70	A	L	77-89
3/2/71	H	W++	94-87
1/15/72	A	W+	66-64
2/12/72	H	L+	76-84
1/6/73	H	L	64-78
2/24/73	A	L	55-57
1/12/74	A	L	51-52
2/11/74	H	L	63-81
1/20/75	H	L	69-89
2/17/75	A	L	58-93
1/31/76	A	L	61-114
2/26/76	H	L	67-96
1/15/77	H	L	64-79
2/24/77	A	W	66-64
1/14/78	H	W	78-65
2/23/78	A	L	54-58
1/25/79	A	L	61-82
2/17/79	H	L+	62-68
1/5/80	H	W	52-50
2/28/80	A	L	52-61
2/5/81	A	L	64-89
2/14/81	H	L	52-59
1/28/82	H	L	56-62
2/18/82	A	L	57-88
2/3/83	A	L	73-83
2/12/83	H	L	56-75
2/4/84	H	L	67-81
2/9/84	A	L	64-74
1/12/85	A	L	68-90
2/7/85	H	L	54-58
1/11/86	H	L	69-80
2/6/86	A	L	69-78
1/15/87	A	L	65-103
2/16/87	H	L+++	85-86
1/19/88	A	L	53-55
2/24/88	H	L	74-84
1/19/89	H	L+	58-61
3/9/89	A	L	64-75
2/1/90	A	L	61-85
3/3/90	H	L	68-70
1/30/91	A	L	57-73
3/2/91	H	L	61-74
1/11/92	H	L	63-79
3/12/92	A	L	41-66
3/14/93	H	L	80-87
3/12/94	A	L	65-78
1/7/95	A	L	70-73
3/8/95	H	L	70-72
1/10/96	A	L	55-81
3/2/96	H	L	68-76
1/4/97	H	W	71-58
3/5/97	A	L	66-70
1/25/98	H	L	59-69
2/3/99	A	L	60-71
1/5/00	A	L	67-71
3/5/00	H	W	56-53

1/4/01	H	W	49-46	1/10/16	A	W+	36-31	1/4/60	H	L	64-71
2/24/01	A	L	55-85	2/28/16	H	W	38-19	2/15/60	A	W	63-58
3/9/01	UC	L	52-64	1/8/18	A	W	36-22	1/9/61	H	L	68-76
2/13/02	A	W	64-63	1/21/18	A	W	34-19	2/13/61	A	L	61-63
2/15/03	H	W	71-59	2/10/19	H	W	29-18	1/6/62	H	W	91-79
1/6/04	H	W	79-45	3/10/19	A	L	27-29	3/10/62	A	L	64-81
3/6/04	A	W	70-52	1/5/20	A	W	35-18	1/14/63	A	L	56-65
1/8/05	A	L	61-74	1/19/20	H	L	20-21	3/4/63	H	W	75-69
3/1/05	H	W	62-60	1/7/22	A	W	18-15	1/13/64	H	W	79-61
2/8/06	H	W	72-54	2/13/22	H	L	18-24	1/4/65	A	L	62-92
3/10/06	BL	L	56-61	3/8//24	A	L	19-22	1/8/66	H	W	69-68
1/31/07	A	L	66-71	3/11/24	H	W	36-26	2/26/66	A	L	70-80
1/31/08	H	W	62-49	2/16/25	H	W	16-15	2/18/67	A	W	96-95
2/13/08	A	W	68-66	3/3/25	A	W	25-23	3/7/67	H	L+	87-90
2/19/09	A	W	68-51	2/22/27	H	W	24-21	2/17/68	A	L	61-69
3/8/09	H	W	85-61	3/11/27	A	L	17-26	3/8/69	H	W	84-74
2/13/10	H	W	83-55	2/20/28	H	W	31-21	1/10/70	H	L	74-92
2/25/10	A	W	78-46	3/3/28	H	W	20-17	2/10/70	A	L	100-119
1/20/11	H	W	69-60	1/17/31	H	W	24-13	2/6/71	H	L	91-93
3/3/11	A	W	77-67	2/16/31	H	L	17-19	2/27/71	A	W	89-83
1/26/12	H	W	57-50	1/9/33	H	W	21-19	1/8/72	H	W	81-80
3/9/12	BL	W	79-71	2/13/33	A	L	25-31	2/17/73	A	L	76-100
1/15/13	A	W	64-59	1/8/34	A	L	26-32	2/9/74	H	W	113-87
3/16/13	UC	W	68-56	3/3/34	H	W	35-32	3/4/74	A	W	74-58
1/14/14	A	L	72-75	1/13/36	H	W	27-21	2/1/75	H	W+	86-85
2/25/14	H	W	69-58	2/17/36	A	L	25-32	3/1/75	A	L	68-75
2/3/15	H	W	92-78	1/18/37	H	W	29-23	1/17/76	H	L	71-81
1/5/16	A	L	58-59	2/20/37	A	L	35-43	2/14/76	A	L	82-96
1/26/16	H	W+	82-79	1/7/39	H	W	28-24	2/5/77	A	L	73-90
1/3/17	A	W	75-68	2/10/40	A	L	35-37	3/5/77	H	L++	93-94
2/5/17	H	W	65-60	1/11/41	H	W	49-35	1/30/78	A	L	73-88
3/10/17	DC	W	70-60	1/10/42	A	L	45-49	2/4/78	H	W	82-72
1/2/18	H	W	71-61	3/7/42	H	W	62-45	2/1/79	H	L	64-70
2/26/19	A	L++	73-75	2/19/45	A	L	53-54	2/10/79	A	L	65-79
12/7/19	H	W	84-64	2/24/45	H	L	38-68	1/12/80	A	L	65-66
3/7/20	A	W	60-56	1/7/46	A	L	50-57	2/21/80	H	W	62-58

UC - United Center, Chicago
 BL - Bankers Life Fieldhouse, Ind.
 DC - Verizon Center, Washington DC

Indiana State (0-1)

At Madison: UW trails 0-1
 12/10/62 H L 86-87

Iona (1-0)

Neutral: UW leads 1-0
 11/21/08 ST W+ 60-58
 ST - St. Thomas, U.S. Virgin Islands

Iowa (85-82)

At Madison: UW leads 53-29
At Iowa City: UW trails 30-52
Neutral: UW leads 2-1

3/1/09	H	W	30-9
1/5/12	A	W	38-12
2/12/12	H	W	30-5

1/10/16	A	W+	36-31
2/28/16	H	W	38-19
1/8/18	A	W	36-22
1/21/18	A	W	34-19
2/10/19	H	W	29-18
3/10/19	A	L	27-29
1/5/20	A	W	35-18
1/19/20	H	L	20-21
1/7/22	A	W	18-15
2/13/22	H	L	18-24
3/8//24	A	L	19-22
3/11/24	H	W	36-26
2/16/25	H	W	16-15
3/3/25	A	W	25-23
2/22/27	H	W	24-21
3/11/27	A	L	17-26
2/20/28	H	W	31-21
3/3/28	H	W	20-17
1/17/31	H	W	24-13
2/16/31	H	L	17-19
1/9/33	H	W	21-19
2/13/33	A	L	25-31
1/8/34	A	L	26-32
3/3/34	H	W	35-32
1/13/36	H	W	27-21
2/17/36	A	L	25-32
1/18/37	H	W	29-23
2/20/37	A	L	35-43
1/7/39	H	W	28-24
2/10/40	A	L	35-37
1/11/41	H	W	49-35
1/10/42	A	L	45-49
3/7/42	H	W	62-45
2/19/45	A	L	53-54
2/24/45	H	L	38-68
1/7/46	A	L	50-57
2/16/46	H	L	39-44
1/4/47	A	W	63-62
2/3/47	H	W	60-53
1/12/48	H	W	60-51
2/21/48	A	L	40-62
2/19/49	A	L	60-61
2/28/49	H	W	70-47
2/13/50	A	W+	66-62
2/18/50	H	W	53-44
2/17/51	H	L	60-73
3/3/52	A	W	78-75
12/15/52	H	W	75-70
12/29/52	A	L	66-83
1/9/54	A	L	54-71
1/3/55	H	L	69-86
2/18/56	H	L	74-78
2/18/56	A	L	66-80
1/19/57	H	L	47-70
3/9/57	A	W	60-59
2/17/58	A	L	61-74
2/14/59	H	L	84-94

1/4/60	H	L	64-71
2/15/60	A	W	63-58
1/9/61	H	L	68-76
2/13/61	A	L	61-63
1/6/62	H	W	91-79
3/10/62	A	L	64-81
1/14/63	A	L	56-65
3/4/63	H	W	75-69
1/13/64	H	W	79-61
1/4/65	A	L	62-92
1/8/66	H	W	69-68
2/26/66	A	L	70-80
2/18/67	A	W	96-95
3/7/67	H	L+	87-90
2/17/68	A	L	61-69
3/8/69	H	W	84-74
1/10/70	H	L	74-92
2/10/70	A	L	100-119
2/6/71	H	L	91-93
2/27/71	A	W	89-83
1/8/72	H	W	81-80
2/17/73	A	L	76-100
2/9/74	H	W	113-87
3/4/74	A	W	74-58
2/1/75	H	W+	86-85
3/1/75	A	L	68-75
1/17/76	H	L	71-81
2/14/76	A	L	82-96
2/5/77	A	L	73-90
3/5/77	H	L++	93-94
1/30/78	A	L	73-88
2/4/78	H	W	82-72
2/1/79	H	L	64-70
2/10/79	A	L	65-79
1/12/80	A	L	65-66
2/21/80	H	W	62-58
1/15/81	H	L	66-76
2/28/81	A	L	75-96
1/16/82	H	L	62-78
2/25/82	A	L	55-79
1/22/83	H	W	65-62
2/24/83	A	L	63-93
1/21/84	A	L	62-75
2/23/84	H	L	55-63
1/26/85	A	L	65-105
2/20/85	H	W	54-53
1/25/86	H	W	69-63
2/20/86	A	L	48-101
1/5/87	A	L	63-78
3/8/87	H	L	71-81
1/25/88	H	L	89-104
3/10/88	A	L	70-103
1/26/89	A	L	70-78
2/11/89	H	W	65-54
1/11/90	H	W+	73-69
2/10/90	A	W	80-71
1/17/91	H	W	91-79

2/16/91	A	W	56-55
1/29/92	A	L	66-73
3/7/92	H	L	65-70
3/10/93	A	L	65-91
3/9/94	H	W	95-71
1/21/95	A	L	84-96
2/22/95	H	L	77-84
1/13/96	H	W	80-71
2/28/96	A	L	54-69
1/11/97	A	L	53-78
2/26/97	H	W	49-48
2/3/98	H	L	76-79
1/23/99	A	W	72-52
3/5/99	UC	W	74-60
1/29/00	H	L	55-61
2/23/00	A	W	54-45
1/16/01	H	W	67-54
3/3/01	A	W	59-57
1/2/02	A	L	57-69
2/19/02	H	W	64-56
3/8/02	BL	L	56-58
1/22/03	H	W	74-61
2/22/03	A	W	61-53
2/11/04	A	W	54-52
2/9/05	H	W	72-69
3/12/05	UC	W	59-56
1/5/06	H	W	66-52
3/4/06	A	L	44-59
1/28/07	A	W	57-46
2/10/07	H	W	74-62
1/5/08	H	W	64-51
2/6/08	A	W	60-54
1/21/09	A	L+	69-73
2/11/09	H	W	69-52
3/3/10	H	W	67-40
2/9/11	A	W+	62-59
12/31/11	H	L	65-72
2/23/12	A	L	66-67
1/19/13	A	L	66-70
2/6/13	H	W++	74-70
1/5/14	H	W	75-71
2/22/14	A	W	79-74
1/20/15	H	W	82-50
1/31/15	A	W	74-63
2/24/16	A	W	67-59
3/2/17	H	L	57-59
1/23/18	A	L	67-85
11/30/18	A	W	72-66
3/7/19	H	W	65-45
1/27/20	A	L	62-68

UC - United Center, Chicago
BL - Bankers Life Fieldhouse, Ind.

Iowa State (3-5)

At Madison: UW leads 3-2

At Ames: UW trails 0-3

1/31/29	H	W	34-17
12/5/59	H	L	53-71

12/5/60	A	L	76-88
12/13/66	H	W	80-73
12/16/69	A	L	73-84
12/7/74	H	W	86-84
12/12/77	A	L	73-82
12/29/81	H	L	79-103

IPFW (2-0)

At Madison: UW leads 2-0

11/11/07	H	W	83-55
11/15/09	H	W	75-46

Kansas (1-3)

At Madison: Series tied 1-1

At Lawrence: UW trails 0-2

12/10/55	H	L	66-74
12/22/56	A	L	62-83
12/3/68	H	W	67-62
12/8/69	A	L	60-76

Kansas State (4-2)

At Madison: UW leads 2-0

At Manhattan: UW trails 0-2

Neutral: UW leads 2-0

12/6/49	H	W	56-48
12/18/50	A	L	58-77
12/4/82	H	W	64-52
12/10/83	A	L	64-71
3/20/08	OM	W	72-55
3/24/11	TU	W	70-65

OM - Omaha, Neb.
TU - Tucson, Ariz.

Kennesaw State (1-0)

At Madison: UW leads 1-0

11/12/11	H	W	85-31
----------	---	---	-------

Kent (1-0)

At Madison: UW leads 1-0

12/2/63	H	W	88-77
---------	---	---	-------

Kentucky (2-4)

At Lexington: UW trails 0-2

Neutral: UW trails 2-2

12/20/63	A	L	85-105
12/31/68	CS	W	69-65
11/27/76	A	L	64-72
3/27/03	MN	L	57-63
4/5/14	AR	L	73-74
4/4/15	LO	W	71-64

CS - Chicago Stadium
MN - Minneapolis, Minn.
AR - Arlington, Texas
LO - Lucas Oil Stadium, Indianapolis

Kentucky State (3-0)

At Madison: UW leads 3-0

12/5/80	H	W	77-65
12/3/84	H	W	88-74
12/23/86	H	W	87-59

Long Beach State (1-0)

At Madison: UW leads 1-0

11/16/08	H	W	68-61
----------	---	---	-------

Long Island (1-0)

At Madison: UW leads 1-0

12/1/78	H	W	73-68
---------	---	---	-------

LSU (4-0)

At Madison: UW leads 1-0

At Baton Rouge: UW leads 1-0

Neutral: UW leads 2-0

12/19/53	A	W	82-66
12/18/54	H	W	107-68
12/15/67	TM	W	96-94
3/23/00	AL	W	61-48

AL - Albuquerque, N.M.
TM - The Mecca, Milwaukee

Louisiana Tech (1-0)

At Madison: UW leads 1-0

12/28/05	H	W	78-52
----------	---	---	-------

Louisville (0-1)

At Louisville: UW trails 0-1

12/28/78	A	L	53-70
----------	---	---	-------

Loyola (IL) (9-6)

At Madison: UW leads 7-3

At Chicago: UW trails 2-3

12/11/48	H	L	37-40
12/10/49	A	W	68-55
12/8/50	H	L	51-54
12/7/53	A	W	75-54
12/12/59	H	W	85-67
1/28/61	A	L	79-87
12/6/75	H	W	88-73
12/15/76	H	W	71-68
12/29/77	H	W	71-70
12/9/78	H	W	79-74
12/12/87	H	L	75-78
12/7/88	A	L	76-90
11/23/91	H	W	89-67
12/1/92	A	L	66-68
11/14/98	H	W	66-29

Loyola (La.) (4-0)**At Madison:** UW leads 2-0**At Los Angeles:** UW leads 2-0

12/13/51	H	W	66-47
12/8/52	A	W	81-60
12/12/70	H	W	94-83
12/6/71	A	W	67-66

Loyola-Marymount (2-0)**At Madison:** UW leads 1-0**At Los Angeles:** UW leads 1-0

12/4/93	A	W	103-67
12/23/94	H	W	75-60

Maine (1-0)**Neutral:** UW leads 1-0

12/2/88	BC	W	89-72
---------	----	---	-------

BC - Bradley Center, Milwaukee

Manhattan (3-0)**At Madison:** UW leads 1-0**Neutral:** UW leads 2-0

12/29/89	AZ	W	63-48
3/13/96	H	W	55-42
11/25/10	OR	W	50-35

AZ - Tempe, Ariz.

OR - Orlando, Fla.

Marquette (68-58)**At Madison:** UW leads 39-18**At Milwaukee:** UW trails 29-40

12/19/17	H	W	15-14
12/18/20	A	W	23-18
1/3/23	H	L	8-9
12/19/23	A	W	27-7
12/18/25	A	W	42-26
12/22/26	A	W	29-26
2/11/30	H	W	29-15
2/13/30	A	W	29-22
12/30/30	A	L	14-16
12/21/31	A	L	23-26
2/8/32	H	W	18-16
12/17/32	H	L	16-18
1/3/33	A	L	16-22
12/16/33	H	W	32-30
1/2/34	A	L	26-28
12/15/34	H	W	29-20
12/22/34	A	L	25-33
12/14/35	H	W	35-22
12/21/35	A	W	46-21
12/12/36	H	W	29-21
12/19/36	A	W	35-29
12/4/37	H	L	21-32
12/18/37	A	L	32-38

12/5/38	H	W	27-26
12/17/38	A	L	27-46
12/9/39	H	W	46-39
12/16/39	A	L	28-41
12/7/40	H	W	38-32
12/21/40	A	L	30-40
12/6/41	H	W	35-34
12/20/41	A	W	36-25
12/5/42	H	W	45-36
12/19/42	A	W	50-38
12/4/43	H	L	43-51
12/18/43	A	W	40-37
12/9/44	H	W	45-40
12/23/44	A	W	46-39
12/8/45	H	W	42-32
12/22/45	A	L	41-62
12/7/46	H	W	65-51
12/21/46	A	L	47-55
12/6/47	H	W	57-50
12/31/47	A	W	67-60
12/4/48	H	W+	67-63
12/31/48	A	W	60-34
12/3/49	H	W	63-48
12/17/49	A	W	62-45
12/2/50	H	W	49-42
12/16/50	A	L	58-61
12/1/51	H	W	48-46
12/22/51	A	L	47-51
12/5/52	H	W	76-55
12/4/53	A	W	64-56
12/2/58	H	L	47-76
12/19/59	A	L	66-84
12/10/60	H	W	55-51
12/20/61	A	L	75-92
12/19/62	H	W	76-58
12/29/62	A	W	70-56
1/28/64	A	W	72-68
12/19/64	A	L	61-62
1/13/65	H	L	58-59
1/3/66	A	W	73-72
1/4/67	H	L	60-66
12/16/67	A	W	70-62
1/11/68	A	L	56-71
12/28/68	A	L	56-59
1/28/69	H	W	56-50
12/27/69	A	L	43-64
1/27/70	A	L	51-60
12/30/70	A	L	69-72
2/2/71	H	L	75-89
1/3/72	A	L	60-72
12/30/72	A	L++	73-75
2/6/73	H	L	58-64
12/29/73	A	L+	48-49
2/5/74	A	L	58-59
2/4/75	H	L	63-69
12/16/75	A	L	54-78
12/30/75	A	L	66-82

12/28/76	A	L	57-64
2/21/77	H	L	58-73
2/14/78	A	L	64-75
12/23/78	H	W	65-52
12/15/79	A	W	57-56
3/10/81	H	L	53-64
3/9/82	A	L	64-94
2/17/83	H	L	62-68
2/16/84	A	L	59-74
11/30/85	H	W	75-74
12/1/86	A	L	71-84
12/10/87	H	W	66-55
12/3/88	A	W	70-55
2/22/89	H	W	61-50
12/2/89	A	W+	63-58
2/19/90	H	W	82-65
12/4/90	A	L	58-69
1/4/92	H	W	81-63
1/2/93	A	W	77-67
1/2/94	H	W	71-52
12/31/94	A	L	65-80
12/31/95	H	W	55-46
12/31/96	A	L	52-59
11/14/97	H	L	60-65
12/23/98	A	W	61-45
12/23/99	H	W	86-74
12/23/00	A	W	52-47
12/22/01	H	W	86-73
12/14/02	A	L	54-63
12/20/03	H	W	63-59
12/11/04	A	L	54-63
12/10/05	H	W	77-63
12/9/06	A	W	70-66
12/8/07	H	L	76-81
12/6/08	A	L	58-61
12/12/09	H	W	72-63
12/11/10	A	W	69-64
12/3/11	H	L	54-61
12/8/12	A	L	50-60
12/7/13	H	W	70-64
12/6/14	A	W	49-38
12/12/15	H	L	55-57
12/10/16	A	W	93-84
12/9/17	H	L	63-82
12/8/18	A	L+	69-74
11/17/19	H	W	77-61

Marshall (0-1)**Neutral:** UW trails 0-1

12/27/71	TM	L	83-85
----------	----	---	-------

TM - The Mecca, Milwaukee

Maryland (10-6)

At Madison: UW leads 5-1
At College Park: UW trails 2-4
Neutral: UW leads 3-1
 12/30/31 H W+ 32-30
 12/22/32 A W 22-13
 11/29/00 BC W+ 78-75
 3/17/02 DC L 57-87
 12/2/03 A L+ 67-73
 11/30/04 H W 69-64
 11/25/09 HI W 78-69
 2/24/15 A L 53-59
 1/9/16 H L 60-63
 2/13/16 A W 70-57
 2/19/17 H W 71-60
 2/4/18 A L 63-68
 3/1/18 NY W 59-54
 1/14/19 A L 60-64
 2/1/19 H W 69-61
 1/14/20 H W 56-54

BC - Bradley Center, Milwaukee
 DC - Washington D.C.
 HI - Maui, Hawaii
 NY - Madison Square Garden, NYC

McNeese State (1-0)

Neutral: UW leads 1-0
 11/13/19 H W 83-63

Memphis (1-0)

Neutral: UW leads 1-0
 11/23/96 OT W 49-46
 OT - Ottawa, Ontario

Mercer (1-0)

At Madison: UW leads 1-0
 11/12/06 H W 72-48

Miami (FL) (2-0)

At Madison: UW leads 1-0
At Miami: UW leads 1-0
 12/7/85 H W 88-66
 12/8/86 A W 65-54

Miami (OH) (1-0)

At Madison: UW leads 1-0
 12/15/62 H W 84-58

Michigan (76-92)

At Madison: UW leads 49-34
At Ann Arbor: UW trails 23-56
Neutral: UW leads 4-2
 2/14/20 H W 40-13
 3/6/20 A L 19-23

1/8/21	H	W	27-24	2/23/59	A	L	63-87
1/24/21	A	W	25-17	2/22/60	A	W+	88-82
1/14/22	H	W+	18-16	2/27/61	H	W	76-68
2/18/22	A	L	17-18	2/5/62	H	L	74-81
2/14/23	A	W	18-15	2/17/62	A	L	65-84
2/19/23	H	W	16-11	2/4/63	A	W	81-78
1/19/25	A	L	12-14	3/9/63	H	L	80-82
2/28/25	H	L	16-27	2/22/64	H	L	59-103
2/22/26	A	L	13-22	3/2/65	A	L	75-98
3/1/26	H	L+	23-24	1/29/66	H	L	67-69
1/9/28	H	W	26-22	2/12/66	A	L	102-120
3/5/28	A	L	19-42	12/29/67	LA	L	88-98
1/7/29	H	L	23-31	1/10/67	H	W	98-90
3/4/29	A	L	22-37	3/4/67	DE	W	80-79
1/12/31	A	L	17-23	1/6/68	H	W	77-75
2/28/31	H	L	15-26	3/1/69	A	L	79-84
1/9/32	H	L	18-24	2/14/70	H	W	84-74
2/29/32	A	L	13-33	2/28/70	A	W	90-86
1/13/34	H	W	34-23	1/9/71	H	L	89-90
2/19/34	A	W	32-26	3/13/71	A	L	73-93
1/14/35	A	W	34-20	3/7/72	A	L	70-93
2/23/35	H	W	33-19	3/3/73	H	W	94-79
1/16/37	A	L	31-43	1/28/74	A	L	75-83
3/6/37	H	L	27-41	2/25/74	H	L	74-79
1/17/38	A	W	39-30	1/27/75	A	L+	73-75
2/21/38	A	L	29-58	2/24/75	H	W	70-68
1/16/39	A	W	42-39	1/8/76	H	L	81-106
1/8/40	H	L	39-44	2/2/76	A	L	86-107
1/18/41	A	W	40-30	1/8/77	A	L	63-66
1/19/42	H	W	58-36	1/27/77	H	L	64-69
1/15/43	A	L	34-38	1/19/78	A	L	64-83
1/16/43	A	W	55-34	2/16/78	H	L	66-68
1/14/44	H	W	50-41	1/13/79	H	W	77-66
1/15/44	H	W	42-31	2/22/79	A	W	66-65
2/10/45	A	W	55-44	1/31/80	H	L+	69-73
2/2/45	H	L	39-50	2/9/80	A	L	59-68
2/2/46	H	W	58-57	1/31/81	H	L	67-74
2/11/46	A	L	56-66	2/7/81	A	L	64-71
2/10/47	A	W	52-51	1/7/82	A	W	65-63
1/17/48	H	L	39-43	3/6/82	H	L	84-91
2/7/49	A	L	38-40	1/15/83	A	L	57-62
1/14/50	H	W	53-41	3/2/83	H	W	82-70
1/6/51	A	W	61-52	1/14/84	H	W	71-64
2/26/51	H	L	50-52	3/1/84	A	L	75-84
2/18/52	A	L	55-56	2/2/85	H	L	81-94
2/25/52	H	W	69-53	2/28/85	A	L	68-88
2/14/53	H	W	75-63	2/1/86	A	L	64-91
2/21/53	H	W	74-52	2/26/86	H	L	74-97
2/20/54	H	W	77-56	1/24/87	H	L	78-84
1/10/55	A	L	63-90	2/18/87	A	L	64-77
1/16/56	H	W	69-58	1/21/88	A	L	54-65
2/25/56	A	L	68-78	2/11/88	H	L	67-80
1/14/57	A	L	62-71	1/21/89	H	W	71-68
2/11/57	H	W	70-65	2/25/89	A	L	70-92
1/6/58	A	L	49-70	2/3/90	H	L	63-77
3/3/58	H	L	65-72	3/8/90	A	L	64-94
1/12/59	H	L	74-84	1/19/91	H	L+	68-69

2/21/91	A	L	62-65
1/25/92	A	L	83-98
2/26/92	H	W	96-78
1/9/93	H	L	73-98*
2/10/93	A	L	66-85*
1/29/94	A	L	75-79
3/2/94	H	W	71-58
2/1/95	A	L	58-62
2/11/95	H	W	70-65
1/3/96	H	W	51-46*
3/9/96	A	L	51-65*
2/6/97	H	W	58-53*
12/31/97	H	L	63-76*
2/28/98	A	L	70-76*
12/30/98	A	L	55-59*
2/27/99	H	L	39-51*
2/16/00	H	W	75-59
2/3/01	A	W	60-41
2/2/02	A	L	53-64
2/27/02	H	W	74-54
1/8/03	A	L	65-66
2/26/03	H	W	73-42
1/21/04	H	W	74-63
2/22/04	A	L	59-71
1/22/05	A	W	72-61
2/16/05	H	W	76-50
1/28/06	A	L	76-85
1/24/07	H	W	71-58
1/2/08	A	W	70-54
1/22/08	H	W	64-61
3/14/08	BL	W	51-34
12/31/08	A	W	73-61
3/1/09	H	W	60-55
1/20/10	H	W	54-48
2/6/10	A	W	62-44
1/5/11	H	W	66-50
2/23/11	A	W	53-52
1/8/12	A	L	41-59
2/9/13	H	W+	65-62
3/15/13	UC	W	68-59
1/18/14	H	L	70-77
2/16/14	A	W	75-62
1/24/15	A	W+	69-64
3/13/15	UC	W	71-60
2/28/16	H	W	68-57
1/17/17	H	W	68-64
2/16/17	A	L	58-64
3/12/17	DC	L	56-71
2/11/18	H	L	72-83
1/19/19	H	W	64-54
2/9/19	A	L	52-61
2/27/20	A	W	81-74

LA - Los Angeles, Calif.
 DE - Detroit, Mich.
 BL - Bankers Life Fieldhouse, Ind.
 UC - United Center, Chicago
 DC - Verizon Center, Washington DC

Michigan State (65-83)

At Madison: UW leads 47-26
At East Lansing: UW trails 14-50
Neutral: UW trails 4-7

12/10/22	H	W	27-13
12/30/33	H	W	26-16
2/5/34	H	L	22-23
12/31/35	H	W+	23-21
12/6/36	H	W	26-21
2/6/37	H	W	22-17
2/5/38	H	W	30-27
2/4/39	H	W	39-37
2/3/40	A	L	41-48
2/23/46	H	L	48-59
3/1/46	A	L	52-56
1/20/47	A	W	58-48
2/9/48	H	W	51-39
2/6/50	A	W	66-47
1/8/51	A	W	53-52
2/24/51	H	W	35-29
1/21/52	A	L	39-50
2/16/52	H	L	55-57
2/23/53	A	L	45-53
3/9/53	H	W	58-51
1/18/54	A	W	57-53
3/1/54	H	W	79-56
1/8/55	A	L	77-94
2/5/55	H	L	70-73
2/27/56	A	L	82-89
2/25/57	H	L	62-78
1/20/58	H	W	66-52
2/22/58	A	L	59-93
2/2/59	H	L	57-88
3/2/59	A	L	73-93
1/2/60	H	L	79-91
1/7/61	A	W	74-71
1/8/62	A	W	83-78
2/10/62	H	W	77-72
1/12/63	H	L	68-75
3/2/63	A	W+	92-89
1/6/64	A	L	90-106
2/27/65	H	W	99-89
2/5/66	A	L	65-79
2/19/66	H	W	78-77
1/28/67	A	L	61-68
2/25/67	H	W	68-64
1/16/68	H	W	70-68
2/24/68	A	L	77-87
1/7/69	A	L	67-77
2/22/69	H	W	76-64
2/7/70	H	W	89-79
2/20/71	A	L	78-97
1/11/72	A	L	76-83
2/29/72	H	W	101-74
1/20/73	H	W	93-80
3/10/73	A	L+	78-79
3/2/74	H	W	87-80

1/25/75	A	L	87-105
2/22/75	H	W	103-96
1/3/76	H	W	70-63
3/6/76	A	W	86-82
1/6/77	A	L	61-84
1/29/77	H	W+++	87-83
1/7/78	A	L	63-74
3/2/78	H	L	75-89
1/4/79	A	L	55-84
3/3/79	H	W	83-81
1/17/80	A	L	61-62
2/14/80	H	W	80-66
1/22/81	H	W	63-62
2/19/81	A	L	65-74
1/23/82	A	L	58-68
2/20/82	H	W	65-60
1/13/83	A	L	66-86
3/5/83	H	L	65-91
1/12/84	H	W	81-74
3/3/84	A	L	59-78
1/31/85	H	L	68-77
3/2/85	A	L	63-82
1/30/86	A	L	81-83
3/2/86	H	L	71-84
1/22/87	H	L	78-81
2/21/87	A	W	65-63
1/7/88	H	W++	78-72
3/12/88	A	W	71-69
3/2/89	H	W+	69-64
3/11/89	A	L	61-70
1/6/90	H	L	61-64
2/8/90	A	L	57-60
1/10/91	A	L	50-65
2/9/91	H	W++	84-78
2/8/92	H	L	64-79
2/12/92	A	L	61-76
1/23/93	A	W	67-66
2/24/93	H	W	65-62
1/19/94	A	L	60-70
2/2/94	H	W	87-62
1/4/95	H	L	64-78
3/11/95	A	L	72-97
1/17/96	H	W	61-48
2/24/96	A	W	73-52
1/9/97	H	L	50-58
3/1/97	A	L	49-68
1/8/98	A	L	40-63
2/21/98	H	L	47-56
1/6/99	H	W	66-51
2/21/99	A	L	51-56
3/6/99	UC	L	41-56
2/12/00	H	L	44-61
2/19/00	A	L	54-59
3/11/00	UC	L	46-55
3/25/00	RC	L	41-53
1/13/01	A	L+	59-69
2/27/01	H	L	47-51
1/12/02	A	W	64-63

* vacated by NCAA

1/11/03	H	W	64-53
1/10/04	H	W	77-64
3/2/04	A	W+	68-64
3/13/04	BL	W	68-66
1/16/05	H	W	62-59
2/24/05	A	L	64-77
1/8/06	H	W	82-63
3/2/06	A	L	65-74
2/20/07	A	L	55-64
3/3/07	H	W	52-50
3/9/07	UC	W	70-57
2/28/08	H	W	57-42
3/15/08	BL	W	65-63
2/22/09	A	L	50-61
1/6/10	A	L	47-54
2/2/10	H	W	67-49
1/11/11	A	L+	61-64
2/6/11	H	W	82-56
1/3/12	H	L+	60-63
2/16/12	A	L	55-69
3/10/12	BL	L	52-65
1/22/13	H	L	47-49
3/7/13	A	L	43-58
2/9/14	H	W	60-58
3/15/14	BL	L	75-83
3/1/15	H	W	68-61
3/15/15	UC	W+	80-69
1/17/16	H	W	77-76
2/18/16	A	L	57-69
2/26/17	A	L	74-84
1/26/18	A	L	61-76
2/25/18	H	L	63-68
3/2/18	NY	L	60-63
2/12/19	H	L	59-67
3/16/19	UC	L	55-67
1/17/20	A	L	55-67
2/1/20	H	W	64-63

RC - RCA Dome, Indianapolis, Ind.
 BL - Bankers Life Fieldhouse, Ind.
 UC - United Center, Chicago
 NY - Madison Square Garden, NYC

Milwaukee (33-2)

At Madison: UW leads 22-2
At Milwaukee: UW leads 11-0

12/27/01	A	W	37-18
1/2/15	A	W	21-10
12/31/15	A	W	51-12
1/1/16	A	W	39-8
12/30/18	A	W	39-18
1/1/20	A	W	36-10
12/22/73	H	W	73-46
12/1/77	H	W	72-66
11/24/78	H	W	74-55
12/12/92	H	L	72-77
11/27/93	H	W	106-84
12/14/94	H	W	90-64
12/23/95	H	W	94-63

12/10/96	H	W	61-41
2/18/98	H	W	65-58
11/16/98	H	W	75-63
11/23/99	A	W	69-49
12/16/00	H	W	55-47
12/27/01	A	W	81-79
11/23/02	H	W	83-72
12/13/03	H	W	89-71
12/15/04	H	W	66-37
12/15/05	H	W	74-68
12/13/06	H	W	68-49
12/12/07	A	W	61-39
11/29/08	H	W	67-46
12/23/09	H	W	68-58
12/8/10	H	W	61-40
12/13/11	A	W	60-54
12/22/12	H	W	74-53
12/11/13	H	W	78-52
12/10/14	A	W	93-54
12/9/15	H	L	67-68
11/24/17	H	W	71-49
12/21/19	H	W	83-64

Minnesota (102-104)

At Madison: UW leads 65-34
At Minn.: UW trails 35-70
Neutral: UW leads 2-0

2/17/00	A	L	15-17
2/23/01	A	L	15-42
2/22/02	A	L	10-30
2/21/03	A	L	11-33
2/23/06	H	W	31-24
3/17/06	A	L	10-16
1/12/07	A	L	11-18
3/9/07	H	W	31-20
1/31/08	H	W	29-16
3/7/08	A	W	34-14
1/30/09	A	W	14-13
3/9/09	H	W	37-13
2/5/10	H	W	24-14
2/25/10	A	L	9-16
2/4/11	A	L	16-17
3/1/11	H	L	13-21
1/20/12	H	W	22-12
3/9/12	A	W+	29-26
1/18/13	A	W	19-11
2/25/13	H	W	29-11
1/17/14	H	W	28-7
2/28/14	A	W	27-9
1/16/15	A	W	23-20
2/27/15	H	W	31-7
1/15/16	H	W	31-11
3/4/16	A	W	32-14
1/13/17	A	L	25-33
3/10/17	H	W	16-13
3/2/18	A	W	18-17
3/16/18	H	L	11-19

1/18/19	A	L	11-38
3/1/19	H	L	12-23
1/31/20	H	W	28-12
2/28/20	A	L	26-32
1/29/21	A	L	21-22
3/5/21	H	W	18-12
1/21/22	H	L	15-17
3/4/22	A	W	34-20
1/20/23	A	W	24-12
3/3/23	H	W	36-10
1/10/25	A	L	14-16
1/24/25	H	L	14-25
1/5/26	H	W	36-24
3/5/26	A	L	19-31
1/14/28	A	W	35-26
2/11/28	H	W	38-18
1/5/29	A	W	29-21
1/19/29	H	W	39-17
1/19/31	A	L	26-28
2/14/31	H	L	15-42
2/20/32	A	L	17-43
3/7/32	H	L	21-23
2/10/34	A	W	31-30
3/5/34	H	W	34-23
1/21/35	H	W	38-31
2/18/35	A	W	28-27
2/13/37	H	L	32-37
2/27/37	A	L	17-30
1/8/38	H	W	35-28
3/5/38	A	L	28-35
2/20/39	A	L	32-34
2/27/39	H	W	35-25
2/12/40	H	W	36-34
2/26/40	A	L	39-44
1/6/41	A	L	27-44
3/1/41	H	W	42-32
3/2/42	A	W	49-47
1/30/43	H	W	54-33
3/1/43	A	L	34-48
1/29/44	A	W	49-30
2/25/44	H	W	50-33
1/13/45	H	W	46-37
3/3/45	A	L	50-54
1/5/46	H	L	45-46
3/4/46	A	L	57-58
2/8/47	H	W	60-51
3/1/47	A	L	55-58
1/5/48	H	W	59-50
3/1/48	A	L	41-46
1/10/49	A	L	33-47
3/5/49	A	W	45-43
1/16/50	H	W	57-54
3/4/50	A	W	60-54
2/3/51	A	W	47-44
2/9/52	H	L	47-54
1/5/53	A	L	53-64
1/12/53	H	W	76-74
2/15/54	H	L	68-78

3/6/54	A	L	73-78
2/21/55	H	L	69-71
3/5/55	A	W	78-72
2/11/56	H	L	71-77
2/18/57	A	L	53-85
2/8/58	H	L	66-71
2/24/58	A	L	63-71
1/3/59	A	L	66-79
2/21/59	H	L	50-69
1/30/60	A	L	72-86
2/20/61	H	W	83-75
2/3/62	A	W	94-88
2/26/62	H	L	90-92
2/2/63	H	L	68-69
2/18/63	A	L	48-72
2/1/64	A	L	92-111
3/2/64	H	L	96-105
1/9/65	A	L	57-81
2/16/65	H	L	91-101
3/7/66	A	W	87-74
2/14/67	H	W	85-75
1/30/68	A	W	72-62
2/27/68	H	W	94-82
1/14/69	H	W	68-61
2/11/69	A	W	69-63
1/13/70	H	W	90-84
3/6/71	A	L	98-104
1/18/72	H	L	59-65
2/19/72	A	L	73-76
1/13/73	A	L	54-78
1/29/73	H	L	64-81
2/2/74	A	L+	63-64
1/2/75	H	L	46-61
3/3/75	A	L	58-65
1/19/76	H	L	84-96
2/16/76	A	L	74-98
1/22/77	A	L	64-82*
3/3/77	H	L	61-64*
1/21/78	A	L	51-61
2/29/78	H	L	55-64
1/20/79	A	L	72-82
2/8/79	H	L	72-74
1/10/80	A	L+	76-82
2/23/80	H	W	70-55
1/8/81	A	L	60-76
3/7/81	H	W+	60-58
1/21/82	H	L	57-78
2/11/82	A	L	60-71
1/29/83	H	L	58-65
1/19/83	A	L	71-78
1/25/84	A	L	62-75
2/15/84	H	L	67-68
1/24/85	A	L	62-72
2/24/85	H	W	65-61
1/23/86	H	L	65-67
2/22/86	A	W	70-64
1/3/87	A	L	67-69
3/5/87	H	W	69-52

2/8/88	A	L	62-71
2/28/88	H	W	81-70
1/4/89	H	W	75-67
2/8/89	A	L	58-59
1/22/90	H	W	77-75
2/22/90	A	L	67-68
1/7/91	H	W	72-62
3/9/91	A	L	70-80
1/15/92	H	L	48-49
3/4/92	A	L	57-76
1/16/93	H	W	79-70
2/18/93	A	L	71-85
1/12/94	A	L	53-90
2/12/94	H	L	78-109
1/14/95	H	W	74-67
2/28/95	A	L	70-78
1/24/96	H	W+	73-65
2/17/96	A	L	66-70
1/2/97	A	L	48-65
3/8/97	H	W	66-65
1/27/98	A	L	48-58
1/30/99	H	W	61-50
1/22/00	H	W	85-53
2/5/00	A	W	66-64
1/6/01	A	L	49-54
2/21/01	H	W	64-54
1/16/02	H	W	73-64
2/16/02	A	W	67-62
1/15/03	H	W	66-50
3/2/03	A	W	69-61
2/4/04	H	W	80-66
3/12/04	BL	W	66-52
2/5/05	A	L	50-60
1/10/06	A	W	64-62
2/26/06	H	W	80-74
1/6/07	H	W	68-45
2/14/07	A	W	75-62
2/3/08	A	W	63-47
2/16/08	H	W	65-56
1/15/09	H	L+	74-78
3/4/09	A	L	46-51
2/18/10	A	L	52-68
12/28/10	H	W	68-60
2/9/12	A	W+	68-61
2/28/12	H	W	52-45
1/26/13	H	W	45-44
2/14/13	A	L+	53-58
1/22/14	A	L	68-81
2/13/14	H	W	78-70
3/14/14	BL	W	83-57
2/21/15	H	W	63-53
3/5/15	A	W	76-63
3/2/16	A	W	62-49
1/21/17	A	W+	78-76
3/5/17	H	W	66-49
2/19/18	H	W+	73-63
1/3/19	H	L	52-59
2/6/19	A	W	56-51

2/5/20	A	L	52-70
3/1/20	H	W	71-69

BL - Bankers Life Fieldhouse, Ind.

Miss. Valley St. (2-0)

At Madison: UW leads 2-0
 12/23/93 H W 115-79
 12/23/11 H W 79-45

Missouri (7-4)

At Madison: UW leads 5-0
At Columbia: UW trails 0-3
Neutral: UW leads 2-1
 12/22/30 H W 37-9
 12/31/37 H W 40-29
 12/30/44 MI W 52-37
 12/9/48 H W 58-42
 12/20/49 A L 48-50
 12/12/53 H W 64-53
 12/13/54 A L 56-67
 12/15/58 H W 68-60
 12/14/59 A L 66-78
 3/19/94 OG L 96-109
 11/12/99 SY W 66-55
 OG - Ogden, Utah
 MI - Milwaukee, Wis.
 SY - Syracuse, N.Y.

Missouri State (0-2)

Neutral: UW trails 0-2
 3/12/99 NC L 32-43
 11/24/06 SP L 64-66
 NC - Charlotte, N.C.
 SP - South Padre Island, Texas

Montana (3-0)

At Madison: UW leads 1-0
Neutral: UW leads 2-0
 12/20/65 H W 76-72
 11/30/97 HI W 78-61
 3/15/12 AL W 73-49
 HI - Hilo, Hawaii
 AL - Albuquerque, N.M.

Morgan State (2-0)

At Madison: UW leads 2-0
 12/23/79 H W 94-42
 11/25/84 H W 93-78

Navy (2-0)

Neutral: UW leads 2-0
 3/22/47 NY W 50-49
 12/29/91 HI W 93-58
 NY - New York City, N.Y.
 HI - Honolulu, Hawaii

Nebraska (18-14)

At Madison: UW leads 9-3

At Lincoln: UW trails 6-9

Neutral: UW trails 2-3

3/5/04	A	L	22-25
2/21/07	H	W	35-31
3/3/08	H	W	34-4
1/3/22	H	W	27-14
12/30/39	MI	L	43-53
1/4/41	A	W	46-31
12/19/55	H	W	71-52
12/10/56	A	L	51-53
12/1/65	H	L	88-101
11/30/68	A	L	55-68
12/27/79	HI	L	82-83
12/5/83	H	L++	69-71
12/12/84	A	L	51-53
12/11/90	A	L	63-75
12/11/91	A	L	67-86
11/22/98	AK	W	78-41
12/27/11	A	W	64-40
1/15/12	H	W	50-45
1/5/13	A	W	47-41
2/26/13	H	W	77-46
3/9/14	A	L	68-77
1/15/15	H	W	70-55
2/10/15	A	W	65-55
2/10/16	H	W	72-61
3/10/16	BL	L	58-70
2/9/17	A	W+	70-69
1/9/18	A	L	59-63
1/29/18	H	L	63-74
1/29/19	A	W	62-51
3/15/19	UC	W	66-62
1/21/20	H	W	82-68
2/15/20	A	W	81-64

MI - Milwaukee, Wis.
 HI - Honolulu, Hawaii
 AK - Fairbanks, Alaska
 BL - Bankers Life Fieldhouse, Ind.
 UC - United Center, Ill.

Nevada (3-0)

At Madison: UW leads 2-0

Neutral: UW leads 1-0

12/20/60	H	W	89-56
12/29/79	HI	W	86-61
12/23/97	H	W	62-53

HI - Honolulu, Hawaii

New Hampshire (1-0)

At Madison: UW leads 1-0

12/11/02	H	W	85-36
----------	---	---	-------

New Mexico (2-1)

At Albuquerque: UW leads 2-0

12/27/57 A W 61-59

12/29/84 A W 83-74

11/26/19 BR L 50-59

BR - Brooklyn, New York

New Mexico State (0-1)

Neutral: UW trails 0-1

11/20/98 AK L 52-66

AK - Fairbanks, Alaska

New Orleans (1-0)

At Madison: UW leads 1-0

3/15/89 H W 63-61

Nicholls (1-0)

At Madison: UW leads 1-0

12/13/14 H W 86-43

Norfolk State (1-0)

Neutral: UW leads 1-0

11/18/05 ST W 80-51

ST - St. Thomas, U.S. Virgin Islands

North Carolina (1-3)

At Chapel Hill: UW trails 0-1

Neutral: UW trails 1-2

3/27/05 SY L 82-88

11/30/11 A L 57-60

3/25/15 LA W 79-72

11/23/16 HI L 56-71

SY - Syracuse, N.Y.

LA - Los Angeles, California

HI - Maui, Hawaii

NC State (3-1)

At Madison: UW leads 2-0

At Raleigh: UW trails 0-1

Neutral: UW leads 1-0

3/25/05 SY W 65-56

12/1/10 H W 87-48

11/27/18 H W 79-75

12/4/19 A L 54-69

SY - Syracuse, N.Y.

North Dakota (3-0)

At Madison: UW leads 3-0

11/14/10 H W 85-53

11/19/13 H W 103-85

11/17/15 H W 78-64

North Dakota State (0-2)

At Madison: NDSU leads 0-2

12/7/25 H L 11-16

1/21/06 H L 55-62

Northeastern Illinois (1-0)

At Madison: UW leads 1-0

11/28/95 H W 89-55

Northern Illinois (11-2)

At Madison: UW leads 7-0

At DeKalb: NIU leads 2-0

Neutral: UW leads 4-0

12/14/68 H W 69-67

12/8/75 H W 97-77

12/13/76 A L 57-81

12/31/77 H W+ 74-73

12/20/82 RK W 58-55

12/7/83 H W 90-68

12/22/84 RK W 83-71

12/12/85 H W 76-67

12/11/86 RK W 95-63

12/1/87 DC W 87-77

12/2/98 H W 67-52

12/14/99 A L 51-55

11/25/00 H W 68-64

RK - Rockford, Ill.

DC - Dane County Coliseum

Northern Iowa (4-1)

At Madison: UW leads 2-0

At Cedar Falls: UW trails 0-1

Neutral: UW leads 2-0

12/21/81 H W 65-53

12/1/82 H W 76-69

12/1/83 A L 59-60

12/20/87 LV W 64-56

3/18/05 OK W 57-52

LV - Las Vegas, Nev.

OK - Oklahoma City, Okla.

Northern Kentucky (1-0)

At Madison: UW leads 1-0

11/14/14 H W 62-31

Northwestern (119-65)

At Madison: UW leads 68-23

At Evanston: UW leads 42-39

Neutral: UW leads 9-3

1/8/10 H W 55-9

2/26/10 A W 39-11

1/14/11 A W 29-9

3/8/11 H W 23-11

1/6/12 A W 32-19

2/24/12	H	W	46-11	2/27/50	H	W	67-53	1/5/85	A	W	52-51
2/10/14	H	W	38-9	1/15/51	H	W	68-56	3/9/85	H	W	61-53
2/17/14	A	W	33-26	1/19/52	A	W	74-58	1/4/86	H	W	57-52
1/18/16	H	W	22-18	1/17/53	A	W	78-56	3/9/86	A	W	70-68
3/11/16	A	W	24-21	3/7/53	H	W	74-58	1/31/87	A	W	62-57
1/8/17	A	W+	29-21	1/11/54	H	W	64-47	3/1/87	H	W	76-59
2/12/17	H	W	23-21	2/26/55	A	L	72-80	1/30/88	H	W	80-59
1/5/18	A	L	17-33	2/4/56	A	W	79-55	3/5/88	A	W	74-69
3/7/18	H	W	26-18	3/3/56	H	W	76-70	1/28/89	A	W	59-58
1/11/19	H	L	15-20	1/5/57	A	L	54-75	2/15/89	H	W	72-60
2/22/19	A	L	23-32	3/4/57	H	W	82-69	1/27/90	A	L	85-87
1/3/21	A	L	12-13	3/1/58	A	L	65-82	3/1/90	H	W	65-50
2/12/21	H	W	22-10	2/28/59	H	L	82-86	1/24/91	A	W	74-57
1/9/22	A	W	21-9	1/11/60	H	L	69-77	2/24/91	H	W	79-76
2/22/22	H	W	23-11	2/29/60	A	L	59-73	1/8/92	H	W	69-67
1/6/23	A	W	21-10	2/11/61	A	L	52-54	3/14/92	A	L	65-76
3/5/23	H	W	29-17	3/4/61	H	W	75-61	2/3/93	H	W	101-87
1/12/24	A	W	25-10	2/24/62	A	W	65-64	3/6/93	A	L	89-100
3/1/24	H	W	23-14	2/16/63	H	W	78-65	2/19/94	H	L	71-75
1/23/26	H	W	35-27	1/11/64	A	L	63-76	3/5/94	A	L	54-66
2/16/26	A	L	26-36	2/11/64	A	L	64-72	1/28/95	H	W	97-73
1/15/27	A	W	28-18	2/23/65	H	W+	93-87	2/15/95	A	W	70-56
1/22/27	H	W	25-24	3/6/65	A	W	88-76	1/20/96	A	L	52-62
2/18/29	H	W	37-23	2/21/66	A	L	65-76	2/21/96	H	L	71-82
2/23/29	A	W	31-25	2/28/66	H	W	90-62	1/29/97	H	W	65-53
1/4/30	A	L	14-23	2/21/67	H	W	110-94	2/8/97	A	W	56-44
2/15/30	H	W	29-22	2/28/67	A	L	82-91	1/17/98	H	W	56-33
1/4/32	A	L+	30-31	3/9/68	A	L	75-77	2/11/98	A	L	39-47
1/18/32	H	L	24-28	3/4/69	H	L	70-72	1/16/99	A	W	57-49
1/16/33	A	L	22-40	2/21/70	A	L	75-82	2/10/99	H	W	57-45
2/25/33	H	L	28-30	3/3/70	H	L	82-87	3/1/00	A	W	62-46
1/7/35	H	W	16-9	1/19/71	H	W	87-72	3/9/00	UC	W	51-41
1/19/35	A	L	31-36	2/13/71	A	L	91-101	2/18/01	H	W	59-37
2/24/36	H	L	28-33	3/4/72	H	L	82-90	1/30/02	A	L	60-69
3/2/36	A	L	26-49	2/27/73	A	L	73-74	2/9/02	H	W	73-44
1/3/38	A	L	38-47	1/5/74	H	W	87-53	1/29/03	H	W	69-50
2/12/38	H	L	23-27	3/9/74	A	W	77-62	2/8/03	A	W	74-59
2/13/39	A	L	27-37	1/4/75	A	L	66-69	2/7/04	A	L	51-69
3/2/40	H	L	44-47	3/8/75	H	W	94-70	2/2/05	H	W	73-58
2/10/41	A	W+	48-46	1/24/76	A	L	60-62	1/14/06	H	W	68-52
1/17/42	CS	W	49-46	2/21/76	H	L	77-90	2/23/06	A	L	51-62
2/21/42	H	W	59-47	1/20/77	H	W	61-60	1/13/07	A	W	56-50
1/9/43	CS	W	67-65	2/19/77	A	L	88-98	2/3/07	H	W	69-52
2/22/43	H	L	54-56	1/28/78	H	L	85-93	1/19/08	H	W	62-50
1/8/44	CS	L	38-60	2/18/78	A	W	81-80	3/8/08	A	W	65-52
2/4/44	H	W++	50-47	1/11/79	H	W	95-82	1/7/09	H	W	74-45
1/6/45	H	L	37-52	2/24/79	A	W	72-70	1/31/09	A	L	63-66
1/27/45	CS	W	44-43	1/3/80	H	W	75-66	1/13/10	A	W	60-50
1/26/46	CS	L	34-56	3/1/80	A	L	50-53	2/21/10	H	W	70-63
2/9/46	H	L	58-63	1/10/81	A	L	48-50	1/23/11	A	W	78-46
1/27/47	H	W	45-44	3/5/81	H	W	60-57	2/27/11	H	W	78-63
2/15/47	CS	W	54-42	1/14/82	H	L	55-61	1/18/12	H	W	77-57
2/7/48	CS	W	68-62	2/27/82	A	W	61-60	2/20/13	A	W	69-41
2/23/48	H	W	59-54	1/20/83	H	W	49-45	1/2/14	A	W	76-49
2/12/49	CS	W	56-52	2/26/83	DP	L	57-64	1/29/14	H	L	56-65
2/21/49	H	W	57-46	1/19/84	A	W+	61-60	1/4/15	A	W	81-58
1/16/50	CS	W	66-59	2/26/84	H	W	54-47	2/7/15	H	W	65-50

* vacated by NCAA

1/12/16	A	L	65-70
2/12/17	H	L	59-66
3/11/17	DC	W	76-48
2/1/18	H	L	52-60
2/22/18	A^	W	70-64
1/26/19	H	W	62-46
2/23/19	A	W	69-64
3/4/20	H	W	63-48

CS - Chicago Stadium
 DP - DePaul's Alumni Hall
 UC - United Center, Chicago
 DC - Verizon Center, Washington DC
 ^ - Allstate Arena, Rosemont, Ill.

Notre Dame (10-19)

At Madison: Series tied 7-7
At South Bend: UW trails 2-10
Neutral: UW trails 1-2

2/8/27	H	L	14-19
2/7/28	H	L	14-21
12/13/37	A	L	31-33
12/10/38	H	W	45-39
12/12/39	A	L	33-51
12/14/40	H	W	44-43
12/13/41	H	W	43-35
12/14/42	A	L+	59-61
12/11/43	A	L	31-41
12/31/43	MI	W	47-45
12/16/44	H	L	46-57
12/15/45	A	L	51-65
12/14/46	H	W+	53-49
12/13/48	A	L	54-60
12/13/49	H	W	56-48
12/11/50	A	L	61-67
12/8/51	H	L	53-63
12/4/54	A	L	61-72
12/5/55	A	W	70-66
12/8/56	H	L	55-75
12/7/57	H	L	53-75
12/13/58	H	W	56-54
12/7/59	A	L	58-78
2/1/65	A	W	98-90
12/4/65	H	W	97-79
12/5/67	H	L	73-81
12/11/68	A	L	56-57
11/28/10	OR	L	51-58
3/25/16	PA	L	56-61

MI - Milwaukee, Wis.
 OR - Orlando, Fla.
 PA - Philadelphia, Pa.

Oakland (1-0)

At Madison: UW leads 1-0
 11/18/09 H W 58-42

Ohio (9-2)

At Madison: UW leads 5-1
At Athens: UW leads 2-1
Neutral: UW leads 2-0

12/7/63	H	L	76-77
12/27/68	TM	W	74-68
1/31/70	H	W	72-69
12/15/70	A	L	80-81
2/20/73	A	W	82-68
1/9/74	H	W	69-68
11/30/74	H	W	71-62
12/9/00	H	W	65-46
12/8/01	A	W	77-71
12/23/02	H	W	75-51
12/27/03	CL	W	71-48

TM - The Mecca, Milwaukee, Wis.
 CL - Cleveland, Ohio

Ohio State (75-92)

At Madison: UW leads 49-33
At Columbus: UW trails 25-55
Neutral: UW trails 1-4

1/12/05	A	L	22-25
1/21/13	H	W	22-11
2/15/13	A	W	27-22
2/16/15	A	W	26-17
3/6/15	H	W	23-12
1/6/17	A	W	30-22
2/17/17	H	W	40-15
2/24/20	H	W	31-27
3/8/20	A	W	34-22
2/21/21	A	W	42-25
3/8/21	H	W	34-24
2/23/24	A	L	13-27
3/3/24	H	W	30-20
1/13/25	H	L	20-27
3/14/25	A	L	23-37
1/10/27	H	W	25-16
2/19/27	A	L	16-20
1/7/28	A	W	30-13
2/18/28	H	W	21-18
1/11/30	A	W	32-25
3/3/30	H	W	32-23
1/10/31	A	L	19-29
2/23/31	H	W	28-24
2/6/33	H	L	30-31
3/4/33	A	L	20-37
2/12/34	H	W	42-23
2/24/34	A	W	44-38
1/4/36	A	L	23-44
2/10/36	H	W	34-25
1/11/37	H	L	22-28
2/8/37	H	W+	35-33
2/25/39	H	L	38-46
2/17/40	A	L	35-41
1/25/41	H	W	46-31

2/14/42	H	W	49-39
2/28/42	A	W	44-39
2/3/45	A	L	36-40
2/9/45	H	L	34-63
2/22/47	H	L	56-57
2/16/48	A	L	47-53
1/17/49	H	L	54-57
2/4/50	A	L	47-61
1/13/51	A	W	74-67
2/5/51	H	W	56-51
1/12/52	H	W	58-51
3/1/52	A	L	56-69
1/19/53	H	W	64-51
2/28/53	A	W	69-63
2/6/54	A	W	79-73
2/12/55	H	W	86-63
1/14/56	A	L++	98-100
2/20/56	H	L	71-79
1/21/57	H	L	64-67
2/16/57	A	L	50-63
1/11/58	H	W	67-64
2/7/59	A	L	72-78
2/8/60	H	L	69-106
2/27/60	A	L	68-93
1/30/61	H	L	68-100
2/25/61	A	L	74-97
3/3/62	H	W	86-67
2/9/63	A	L	70-94
1/4/64	H	L	85-101
2/15/64	A	L	74-92
1/30/65	A	L	86-98
2/6/65	H	L	71-73
1/31/66	A	L+	81-87
2/4/67	H	L+	84-90
2/3/68	A	L	64-86
2/12/68	H	W	86-78
1/11/69	A	L	69-84
2/8/69	H	W	77-73
2/24/70	H	L	86-98
3/7/70	A	L	87-96
1/16/71	A	L	69-83
2/16/71	H	L	71-79
2/5/72	A	L	69-79
2/3/73	H	W	84-76
1/26/74	H	W	69-64
2/23/74	A	W	68-56
1/18/75	H	L	67-69
2/15/75	A	L	70-76
1/5/76	H	W+	82-81
3/1/76	A	W	91-79
1/13/77	H	L	58-60
2/26/77	A	L+	80-82
1/5/78	A	L	61-77
3/4/78	H	L	78-83
1/6/79	A	L	71-82
3/1/79	H	W	76-73
1/26/80	A	W	72-71

+ overtime

2/2/80	H	W	70-67
1/29/81	A	L	67-71
2/21/81	H	W	77-63
1/9/82	A	L	59-67
3/4/82	H	L	75-77
2/5/83	A	L	69-82
2/9/83	H	L	65-68
2/2/84	H	L	74-85
2/11/84	A	L	65-71
1/9/85	A	L	88-99
2/9/85	H	W	92-78
1/9/86	H	L	61-78
2/8/86	A	L	71-73
1/17/87	A	L	66-81
2/12/87	H	L	69-83
1/9/88	H	W	64-63
2/13/88	A	L	53-78
1/7/89	A	L	70-73
3/4/89	H	W	77-65
1/13/90	A	L	53-68
2/15/90	H	L	58-68
1/12/91	A	L	60-92
2/14/91	H	L	71-73
2/5/92	A	L	72-86
2/15/92	H	L	63-67
1/20/93	H	W	76-67
2/20/93	A	L	70-80
1/8/94	H	W	69-55
2/5/94	A	L	57-73
1/11/95	A	W	81-59
3/4/95	H	W	80-69
1/31/96	A	L	55-63
2/10/96	H	W	62-56
2/1/97	A	L	42-60
1/3/98	A	W	64-59
2/25/98	H	L	56-61
1/2/99	H	L+	74-78*
2/24/99	A	L	54-63*
1/13/00	H	L	51-53*
2/2/00	A	L	48-51
1/24/01	H	W	57-42*
2/10/01	A	L	58-63*
2/6/02	H	W+	94-92*
1/18/03	A	W	53-52
3/14/03	UC	L	50-58
1/28/04	A	W	69-57
2/14/04	H	W	78-48
1/11/05	H	W	72-66
2/27/05	A	W	64-56
3/11/05	UC	W	60-49
1/18/06	A	L	67-77
2/15/06	H	W	78-73
1/9/07	H	W	72-69
2/25/07	A	L	48-49
3/11/07	UC	L	49-66
2/24/08	A	W	58-53
2/14/09	H	W	55-50

3/13/09	BL	L	57-61
12/31/09	H	W	65-43
1/16/10	A	L	51-60
2/12/11	H	W	71-67
3/6/11	A	L	65-93
2/4/12	H	L	52-58
2/26/12	A	W	63-60
1/29/13	A	L	49-58
2/17/13	H	W	71-49
3/17/13	UC	L	43-50
2/1/14	H	L	58-59
3/8/15	A	W	72-48
2/4/16	H	W	79-68
1/12/17	H	W	89-66
2/23/17	A	L	73-83
12/2/17	H	L	58-83
3/10/19	A	W	73-67
1/3/20	A	W	61-57
2/9/20	H	W	70-57

UC - United Center, Chicago
BL - Bankers Life Fieldhouse, Ind.

Oklahoma (6-4)

At Madison: Series tied 2-2
At Norman: UW trails 1-2
Neutral: UW leads 3-0

12/21/42	H	W	48-37
12/18/46	H	L	40-56
12/22/47	A	L	49-75
12/14/53	H	L	65-69
12/11/54	A	W	77-66
11/29/97	HI	W	75-64
11/28/14	BA	W	69-56
11/29/15	A	L	48-65
12/3/16	H	W	90-70
11/22/18	PI	W	78-58

HI - Hilo, Hawaii
BA - The Bahamas
PI - Paradise Island, Bahamas

Oklahoma State (0-1)

At Madison: UW trails 0-1
12/29/83 H L 84-89

Old Dominion (1-0)

Neutral: UW leads 1-0
11/21/05 ST W 84-81
ST - St. Thomas, U.S. Virgin Islands

Ole Miss (0-1)

Neutral: UW trails 0-1
3/22/13 KC L 46-57
KC - Kansas City, Mo.

Omaha (2-0)

At Madison: UW leads 2-0
11/28/86 H W 86-47
12/4/12 H W 86-40

Oral Roberts (1-2)

At Madison: Series tied 1-1
At Tulsa: UW trails 0-1
12/4/72 A L 76-90
12/29/78 H L 69-102
11/23/13 H W 76-67

Oregon (5-3)

At Madison: UW leads 1-0
At Eugene: UW leads 1-0
Neutral: Series tied 3-3
12/27/51 SF W 82-77
12/27/52 IC L 64-66
12/27/81 PO L 82-85
11/26/88 H W 74-47
11/24/90 A W 72-70
3/22/14 BC W 85-77
3/22/15 OM W 72-65
3/22/19 SAP L 54-72

SF - San Francisco, Calif.
IC - Iowa City, Iowa
PO - Portland, Ore.
BC - Bradley Center, Milwaukee
OM - Omaha, Nebraska
SAP - SAP Center, San Jose

Oregon State (1-2)

At Madison: Series tied 1-1
Neutral: UW trails 0-1
1/2/28 H W 36-21
12/8/49 H L 36-49
12/28/60 PO L 54-56
PO - Portland, Ore.

Pacific (2-1)

At Madison: UW leads 2-0
Neutral: UW trails 0-1
12/16/61 H W 92-68
11/28/97 HI L 48-55
12/23/06 H W 83-47
HI - Hilo, Hawaii

Penn State (39-10)

At Madison: UW leads 20-2
At Univ. Park: UW leads 18-7
Neutral: Tied 1-1
1/30/93 A W 75-68
3/3/93 H L 58-62
1/6/94 A W 71-56
2/9/94 H W 77-64

1/26/95	H	L	67-78
2/18/95	A	L	67-74
1/7/96	A	L	50-79
3/6/96	H	W	54-52
1/18/97	H	W	64-45
2/19/97	A	W	49-45
1/14/98	H	W	76-57
2/14/98	A	L	69-75
3/5/98	UC	W	52-51
1/13/99	A	W	61-58
2/13/99	H	W	73-63
1/19/00	A	L	61-76
1/27/01	H	W	63-58
1/9/02	A	L	49-51
1/26/02	H	W	66-63
2/1/03	H	W	86-55
2/19/03	A	L	57-58
2/25/04	H	W	68-45
1/29/05	A	W	76-50
1/25/06	H	W	72-43
2/11/06	A	W	82-62
2/7/07	A	W	71-58
2/17/07	H	W	75-49
1/15/08	A	W	80-55
3/5/08	H	W	77-41
1/3/09	H	W	65-61
2/8/09	A	W	54-44
1/3/10	A	W	63-46
1/24/10	H	W+	79-71
1/29/11	A	L	52-56
2/20/11	H	W	76-66
3/11/11	BL	L	33-36
1/31/12	A	W	52-46
2/19/12	H	W	65-55
1/3/13	H	W	60-51
3/10/13	A	W	63-60
3/2/14	A	W	71-66
12/31/14	H	W	89-72
2/18/15	A	W	55-47
1/21/16	A	W	66-60
1/24/17	H	W	82-55
12/4/17	A	W	64-63
1/6/19	A	W	71-52
3/2/19	H	W	61-57
1/11/20	A	W	58-49

UC - United Center, Chicago
BL - Bankers Life Fieldhouse, Ind.

Pennsylvania (6-0)

At Madison: UW leads 3-0
At Philadelphia: UW leads 2-0
Neutral: UW leads 1-0

12/18/30	H	W	25-12
2/23/38	A	W	52-44
12/29/65	H	W	84-70
12/27/67	PA	W	86-67
11/21/03	A	W	64-53
11/20/04	H	W	77-44

PA - Philadelphia, Pa.

Pepperdine (2-2)

At Madison: UW leads 2-0
At Malibu: UW trails 0-2

11/24/97	A	L	66-77
12/12/98	H	W	57-51
11/27/04	A	L	61-75
12/03/05	H	W	71-55

Pittsburgh (12-7)

At Madison: UW leads 9-2
At Pittsburgh: UW trails 2-3
Neutral: UW trails 1-2

12/15/28	H	W	34-24
12/15/31	H	W	30-29
12/29/34	H	L	27-31
12/21/36	A	L	30-41
12/11/37	H	W	44-36
12/18/40	H	L	34-36
3/22/41	H	W	36-30
12/12/47	H	W	49-36
12/10/63	H	W	85-83
12/8/64	A	W	80-63
12/20/69	H	W	85-71
12/8/70	A	L	76-81
12/18/71	H	W	80-63
1/3/72	A	W	72-70
12/30/86	HI	L	82-98
3/21/04	BC	L	55-59
12/31/05	A	L	64-73
12/16/06	H	W	89-75
3/18/16	SL	W	47-43

HI - Honolulu, Hawaii
BC - Bradley Center, Milwaukee
SL - St. Louis, Mo.

Portland (2-1)

At Madison: UW leads 1-0
At Portland: Series tied 1-1

12/29/60	A	L	71-79
1/5/90	H	W	74-50
11/30/91	A	W	96-87

Prairie View A&M (4-0)

At Madison: UW leads 4-0

11/14/10	H	W	99-55
12/28/13	H	W	80-43
11/25/15	H	W	85-67
11/27/16	H	W	95-50

Presbyterian (1-0)

At Madison: UW leads 1-0

11/20/12	H	W	88-43
----------	---	---	-------

Princeton (2-2)

At Madison: UW leads 1-0
Neutral: UW trails 1-2

12/31/40	MI	W	52-40
12/29/54	H	W	66-64
12/21/63	LX	L+	87-90
12/28/85	TU	L	49-54

MI - Milwaukee, Wis.
LX - Lexington, Ky.
TU - Tucson, Ariz.

Providence (1-3)

At Madison: UW trails 0-1
At Providence: UW trails 0-2
Neutral: UW leads 1-0

12/26/61	NY	W	95-84
12/9/77	A	L	62-73
12/11/95	A	L	57-58
12/23/96	H	L	57-59

NY - New York City, N.Y.

Purdue (72-110)

At Madison: UW leads 51-38
At W. Lafayette: UW trails 18-72
Neutral: UW leads 3-0

1/20/06	A	W	34-14
2/3/06	H	W	31-15
1/25/07	A	W	33-27
3/15/07	H	W	37-10
1/17/08	A	W	28-24
1/23/08	H	W	34-13
1/15/09	A	L	20-23
2/27/09	H	W	30-6
1/22/10	A	L	17-29
3/12/10	H	W	38-14
1/13/11	A	L	16-34
2/24/11	H	W	45-17
1/13/13	A	W	25-15
3/1/13	H	W	22-19
2/13/14	H	W+	25-20
3/10/14	A	W	27-13
1/11/15	A	W+	28-24
2/19/15	H	W	26-21
1/8/16	A	W	33-17

2/25/16	H	W	35-22	1/9/60	A	L	69-99	2/29/92	A	L	51-61
1/26/18	H	W	21-16	3/5/60	H	W	89-80	1/13/93	A	L	60-76
3/13/18	A	W	24-18	2/4/61	A	L	58-69	2/13/93	H	L++	87-90
2/6/23	A	L	13-17	3/11/61	H	L	81-88	1/15/94	H	W	75-69
2/24/23	H	W	20-19	1/27/62	H	W	89-86	2/16/94	A	L	64-67
2/23/25	H	L	22-30	1/5/63	A	W	74-66	2/26/95	A	L	56-66
3/12/25	A	L	26-32	2/8/64	H	W	81-80	2/7/96	H	W	42-75%
2/20/26	H	L	21-29	2/29/64	A	L	83-97	1/22/97	A	L	52-60
2/26/26	A	L	31-32	1/11/65	H	W	76-66	2/15/97	H	W	69-52
2/23/28	H	W	28-22	2/13/65	A	L	74-83	1/31/98	A	L	59-82
2/25/28	A	L	15-31	3/5/66	H	W	69-68	1/10/99	H	W	61-56
1/21/29	A	W	31-26	1/7/67	A	W	79-76	1/15/00	A	L	52-63
2/25/29	H	W	27-24	1/9/68	A	L	79-99	1/26/00	H	W	55-45
2/21/31	A	L	27-46	3/2/68	H	W	104-84	3/10/00	UC	W	78-66
3/2/31	H	L	17-24	1/4/69	H	L	80-86	3/25/00	AL	W	64-60
1/11/32	A	L	22-38	2/15/69	A	L	69-87	1/10/01	A	L	67-73
2/27/32	H	L	21-28	1/6/70	A	L	74-90	2/7/01	H	W	73-54
1/15/34	H	L	26-27	3/9/71	H	L	77-81	1/19/02	H	W	77-66
2/26/34	A	L	25-37	2/15/72	A	W	84-65	2/5/03	A	L	60-78
1/5/35	H	L	18-19	2/22/72	H	W	66-60	1/14/04	A	L	51-53
3/4/35	A	L	24-43	1/22/73	A	L	59-66	2/29/04	H	W	82-46
1/4/37	A	L	30-43	2/26/73	H	W	71-63	1/5/05	A	W	77-68
3/1/37	H	W	46-43	2/16/74	A	L	80-107	3/5/05	H	W	64-52
1/15/38	A	L	34-40	1/11/75	A	L	49-88	2/4/06	A	L	62-70
2/19/38	H	L	39-46	2/8/75	H	L	64-69	1/17/07	H	W	69-64
2/6/39	A	L	31-39	1/10/76	A	L	72-87	1/26/08	A	L	56-60
2/18/39	H	W+	32-30	2/7/76	H	L	74-85	2/9/08	H	L	67-72
1/13/40	A	L	36-49	1/24/77	A	L	71-81	1/11/09	A	L	52-65
2/24/40	H	L+	45-48	2/10/77	H	W	76-74	1/27/09	H	L	63-64
1/13/41	H	W+	48-42	1/12/78	H	L	70-79	1/9/10	H	W	73-66
2/17/41	A	W	43-42	2/25/78	A	L	78-87	1/28/10	A	L	57-60
2/16/42	A	L	34-40	1/27/79	A	L	60-73	2/1/11	H	W	66-59
2/27/43	A	W	53-45	2/3/79	H	L	48-54	2/16/11	A	L	62-70
2/19/44	H	L+	50-52	1/24/80	H	L+	60-73	1/12/12	A	W	67-62
1/29/45	A	L	34-45	2/16/80	A	L	61-69	3/3/13	H	L	56-69
2/17/45	H	W	64-48	1/17/81	H	L	69-71	1/25/14	A	W	72-58
1/12/46	H	L	49-53	2/26/81	A	L	61-72	3/5/14	H	W	76-70
1/28/46	A	L	46-59	1/30/82	A	L	67-81	1/7/15	H	W	62-55
2/24/47	A	W	72-60	2/6/82	H	L	46-55	3/14/15	UC	W	71-51
1/19/48	H	W	49-44	1/6/83	H	L	64-80	12/29/15	H	L	55-61
2/14/49	A	L	48-53	3/12/83	A	L	64-79	3/6/16	A	L	80-91
2/20/50	H	W	56-45	1/5/84	A	L	65-84	1/8/17	A	L	55-66
2/12/51	A	L	46-62	3/6/84	H	L	48-61	1/16/18	A	L	50-78
3/3/51	H	L	61-64	1/19/85	H	L	68-72	2/15/18	H	W	57-53
1/5/52	H	L	64-79	2/14/85	A	L	52-67	1/11/19	H	L	80-84
2/11/52	A	L	67-78	1/19/86	A	L	73-100	1/24/20	A	L	51-70
12/20/52	A	L	59-65	2/13/86	H	L	78-80	2/18/20	H	W	69-65
1/3/53	H	W	50-46	1/10/87	H	L	48-57				
1/2/54	H	W	66-57	2/5/87	A	L	62-70				
2/27/54	A	L	66-71	2/3/88	A	L	62-86				
2/14/55	A	L	63-75	3/3/88	H	L	56-84				
2/28/55	H	W	75-73	1/14/89	H	L	62-68				
1/2/56	H	L	66-78	3/2/89	A	L	60-65				
3/2/57	A	L	66-85	1/17/90	H	L	54-56				
1/18/58	A	L	47-62	2/17/90	A	L	55-62				
2/15/58	H	L	76-81	1/26/91	H	W	66-44				
1/10/59	A	L	61-84	2/28/91	A	L	62-69				
2/9/59	H	W	91-86	2/2/92	H	W	79-69				

UC - United Center, Chicago
AL - Albuquerque, N.M.

Rhode Island (2-0)

At Madison: UW leads 1-0
At Kingston: UW leads 1-0
11/28/98 A W 65-59
12/3/99 H W 66-43

Rice (1-2)

At Madison: Series tied 1-1
At Houston: UW trails 0-1
 12/16/57 H W 67-62
 12/6/58 A L 37-78
 3/17/93 H L 73-77

Richmond (1-1)

Neutral: UW leads 1-0
 3/19/04 MI W 76-64
 11/25/19 BR L 52-62
 MI - Milwaukee, Wis.
 BR - Brooklyn, New York

Rider (1-0)

At Madison: UW leads 1-0
 12/31/19 H W 65-37

Rutgers (8-3)

At Madison: UW leads 5-0
At Piscataway: UW trails 1-3
Neutral: UW leads 2-0
 12/28/49 IC W 68-55
 11/29/03 H W 55-43
 12/4/04 A W 70-62
 1/11/15 A L 62-67
 1/2/16 H W 79-57
 12/27/16 H W 72-52
 1/28/17 NY W+ 61-54
 1/5/18 A L 60-64
 12/3/18 H W 69-64
 12/11/19 A L 65-72
 2/23/20 H W 79-71
 IC - Iowa City, Iowa
 NY - Madison Square Garden, NYC

St. Bonaventure (1-1)

At Madison: UW trails 0-1
At St. Bona.: UW trails 1-0
 12/9/95 H L 62-76
 12/14/96 A W 77-68

St. John's (NY) (4-0)

At Madison: UW leads 1-0
At Jamaica: UW leads 1-0
Neutral: UW leads 2-0
 1/26/63 H W 85-52
 11/28/78 A W 73-68
 3/15/02 DC W 80-70
 11/8/13 SF W 86-75
 DC - Washington, D.C.
 SF - Sioux Falls, S.D.

Saint Louis (3-2)

At Madison: UW leads 2-1
At St. Louis: UW trails 0-1
Neutral: UW leads 2-1
 12/19/50 A L+ 48-53
 12/17/51 H W 55-54
 12/2/78 H W 66-63
 3/20/89 H L 68-73
 11/26/13 CA W 63-57
 CA - Cancun, Mexico

Saint Mary's (1-2)

At Madison: Series tied 1-1
At Neutral: UW trails 0-1
 12/4/74 H L 60-62
 12/2/76 H W 82-76
 11/5/19 SF L+ 63-65
 SF - Sioux Falls, S.D.

Sam Houston State (1-0)

At Madison: UW leads 1-0
 12/13/91 H W 98-75

Samford (1-0)

At Madison: UW leads 1-0
 12/29/13 H W 87-51

San Diego (1-0)

Neutral: UW leads 1-0
 11/23/08 VI W 64-49
 VI - U.S. Virgin Islands

San Francisco State (2-0)

At Madison: UW leads 2-0
 12/2/85 H W 90-61
 11/29/90 H W 72-53

San Jose State (1-0)

At Madison: UW leads 1-0
 1950 H W 75-59

Savannah State (3-0)

At Madison: UW leads 3-0
 11/15/07 H W 79-32
 12/15/11 H W 66-33
 12/13/18 H W 101-60

Siena (1-0)

At Madison: UW leads 1-0
 11/15/15 H W 92-65

SIU-Edwardsville (2-0)

At Madison: UW leads 2-0
 12/2/72 H W 100-74
 11/18/08 H W 88-58

South Carolina (3-0)

At Madison: UW leads 1-0
At Columbia: UW leads 1-0
Neutral: UW leads 1-0
 12/17/66 MI W 88-84
 11/22/85 A W 68-65
 12/4/86 H W 47-45
 MI - Milwaukee, Wis.

South Carolina St. (1-0)

At Madison: UW leads 1-0
 11/10/17 H W 85-50

South Dakota (1-0)

At Madison: UW leads 1-0
 12/4/10 H W 76-61

South Dakota State (1-0)

At Madison: UW leads 1-0
 12/12/25 H W 48-9

South Florida (3-1)

At Madison: UW leads 2-0
At Tampa: Series tied 1-1
 11/29/86 H W 65-51
 11/28/87 A W 58-55
 12/11/99 A L 63-66
 12/30/00 H W+ 63-61

Southeastern La. (2-0)

At Madison: UW leads 1-0
 11/25/91 H W 82-71
 11/11/12 H W 87-47

SE Missouri State (1-0)

At Madison: UW leads 1-0
 11/25/91 H W 82-71

Southern (1-0)

At Madison: UW leads 1-0
 11/19/06 H W 92-39

Southern Illinois (1-3)

At Madison: Series tied 1-1
At Carbondale: UW trails 0-2
 12/13/69 H L 69-74
 2/9/70 A L 75-86
 12/3/83 H W 78-72
 12/8/87 A L 76-80

Southern Indiana (0-1)

At Madison: UW trails 0-1
 12/8/90 H L 66-78

SMU (4-3)

At Madison: UW trails 1-2
At Dallas: UW leads 2-1
Neutral: UW leads 1-0
 12/12/55 H L 62-75
 12/8/58 A L 63-81
 12/9/67 H W 120-82
 12/6/69 A W 78-76
 12/28/73 MI W 74-73
 12/1/90 A W 65-49
 12/3/91 H L 64-66
 MI - Milwaukee, Wis.

Stanford (4-6)

At Madison: Series tied 3-3
At Palo Alto: UW trails 0-3
Neutral: UW leads 1-0
 1/2/40 H L 26-39
 12/30/55 A L 53-65
 12/21/59 H W 61-60
 12/18/74 H L 67-89
 12/29/75 MI W 70-64
 12/11/76 A L 66-70
 3/18/91 H L 72-80
 12/27/93 H W 80-73
 12/27/94 A L 78-95
 11/21/18 PI W 62-46
 MI - Milwaukee, Wis.
 PI - Paradise Island, Bahamas

Syracuse (3-2)

At Madison: UW leads 1-0
At Syracuse: Series tied 1-1
Neutral: Series tied 1-1
 1/3/27 CL W 31-24
 11/13/99 A L 49-68
 3/22/12 BO L 63-64
 12/2/15 A W+ 66-58
 11/29/16 H W 77-60
 CL - Cleveland, Ohio
 BO - Boston, Mass.

Temple (7-4)

At Madison: UW leads 3-2
At Philadelphia: UW leads 4-2
 12/28/67 A L 80-82
 12/2/95 H W+ 57-54
 12/4/96 A W+ 64-57
 12/6/97 H L 49-59
 12/9/98 A W 63-56
 12/29/99 H W 62-44
 12/14/00 A W 66-58
 12/3/01 H L++ 67-70
 1/2/03 A W 80-67
 12/5/15 H W 76-60
 12/6/17 A L 55-59

Tennessee (3-2)

At Madison: UW leads 1-0
At Knoxville: Series tied 1-1
Neutral: Series tied 1-1
 12/28/81 OR L 67-79
 11/21/00 A L 56-66
 12/29/01 H W 65-62
 11/21/16 HI W 74-62
 12/28/19 A W 68-48
 OR - Portland, Oregon
 HI - Maui, Hawaii

Tennessee Tech (1-0)

At Madison: UW leads 1-0
 12/31/90 H W 71-65

Texas (4-2)

At Madison: UW leads 1-1
At Austin: UW leads 2-0
Neutral: Series tied 1-1
 12/29/70 MI W 89-73
 3/14/97 PI L 58-71
 12/15/98 A W 65-62
 12/7/99 H W 61-45
 12/29/07 A W 67-66
 12/23/08 H L 69-74
 MI - Milwaukee, Wis.
 PI - Pittsburgh, Pa.

Texas A&M (1-0)

At Madison: UW leads 1-0
 12/28/84 H W 71-69

Texas A&M-CC (2-0)

At Madison: UW leads 1-0
Neutral: UW leads 1-0
 3/16/07 UC W 76-63
 12/15/15 H W 64-49
 UC - United Center, Chicago, Ill.

Texas-Arlington (1-0)

At Madison: UW leads 1-0
 12/22/90 H W 105-74

Texas Southern (2-0)

At Madison: UW leads 2-0
 12/22/80 H W 58-49
 12/21/02 H W 81-58

Texas Tech (2-0)

At Madison: UW leads 1-0
At Lubbock: UW leads 1-0
 12/11/93 A W 91-88
 12/3/94 H W 70-65

Toledo (2-1)

At Madison: UW leads 2-0
At Toledo: UW trails 0-1
 11/29/82 H W 79-71
 12/20/83 A L 60-73
 12/9/97 H W 73-68

Tulane (1-3)

At Madison: Series tied 1-1
At New Orleans: UW trails 0-2
 12/21/53 A L+ 55-57
 12/20/54 H L 66-69
 12/19/70 H W 96-77
 12/4/71 A L 70-72

Tulsa (1-0)

Neutral: UW leads 1-0
 3/22/03 SP W 61-60
 SP - Spokane, Wash.

UAB (1-0)

At Neutral: UW leads 1-0
 11/26/14 BA W 72-43
 BA - Paradise Island, Bahamas

UCLA (2-5)

At Madison: Series tied 1-1
At Los Angeles: UW trails 1-2
Neutral: UW trails 0-2
 12/23/48 A W 49-46
 12/30/49 H W 54-52
 12/22/62 H L 63-77
 12/28/66 A L 56-100
 11/25/72 A L 53-94
 11/21/95 HI L 57-68
 11/21/17 KC L 70-72
 HI - Maui, Hawaii
 KC - Kansas City, Mo.

+ overtime

UMASS Lowell (1-0)

At Madison: UW leads 1-0
12/30/17 H W 82-53

UMKC (1-0)

At Madison: UW leads 1-0
11/22/11 H W 77-31

UNC Greensboro (1-0)

At Madison: UW leads 1-0
12/23/04 H W 85-53

UNC Wilmington (2-0)

At Madison: UW leads 2-0
11/30/96 H W 68-35
12/12/05 H W 54-51

UNLV (2-4)

At Madison: UW leads 2-0
At Las Vegas: UW trails 0-3
Neutral: UW trails 0-1
12/28/87 A L 65-102
11/17/01 A L 69-74
12/7/02 H W 91-74
3/18/07 UC L 68-74
11/20/10 A L 65-68
12/10/11 H W 62-51
UC - United Center, Chicago, Ill.

USC (1-2)

At Madison: UW leads 1-0
At Los Angeles: UW trails 0-2
12/23/46 H W 61-56
12/21/48 A L 31-36
12/29/82 A L 76-86

UTEP (1-0)

At Madison: UW leads 1-0
12/8/62 H W 73-59

Utah (1-1)

At Salt Lake: UW trails 0-1
Neutral: UW leads 1-0
12/30/57 A L 70-72
12/28/62 MI W 94-72
MI - Milwaukee, Wis.

Utah State (1-0)

Neutral: UW leads 1-0
12/26/69 MI W 81-74
MI - Milwaukee, Wis.

Valparaiso (3-0)

At Madison: UW leads 3-0
12/6/94 H W 69-51
12/14/95 H W 90-73
12/22/07 H W 68-58

Vanderbilt (1-0)

Neutral: UW leads 1-0
3/17/12 AB W 60-57
AB - Albuquerque

VCU (1-0)

Neutral: UW leads 1-0
11/22/15 NY W 74-73
NY - Madison Square Garden, New York City

Villanova (1-1)

Neutral: Series tied 1-1
11/20/95 HI L 58-66
3/18/17 BU W 65-62
HI - Maui, Hawaii
BU - Buffalo, N.Y.

Virginia (2-4)

At Madison: UW trails 0-1
At Charlottesville: Series tied 1-1
Neutral: UW trails 1-2
12/27/74 MI L 78-86
11/21/98 AK W 66-56
11/18/12 H L 54-60
12/4/13 A W 48-38
11/27/17 A L 37-49
11/23/18 PI L 46-53
MI - Milwaukee, Wis.
AK - Fairbanks, Alaska
PI - Paradise Island, Bahamas

Virginia Tech (2-0)

At Blacksburg: UW leads 1-0
Neutral: UW leads 1-0
12/1/08 A W 74-72
3/16/17 BU W 84-74
BU - Buffalo, N.Y.

Wake Forest (0-3)

At Madison: UW trails 0-1
At Wins.-Salem: UW trails 0-2
11/30/99 A L 48-67
12/4/02 H L 80-90
11/29/05 A L 88-91

Washington (1-3)

At Madison: Series tied 1-1
At Seattle: UW trails 0-1
Neutral: UW trails 0-1
2/9/31 H W 39-9
12/28/55 A L 53-54
12/19/58 H L 48-62
12/17/65 MI L 67-81
MI - Milwaukee, Wis.

Washington State (4-4)

At Madison: Series tied 2-2
At Pullman: Series tied 1-1
Neutral: Series tied 1-1
3/29/41 KC W 39-34
12/30/60 H L 72-78
11/27/82 H L 64-66
12/1/84 H W 61-59
12/9/85 A W 74-68
1/3/88 H* W 80-65
12/4/89 A L 52-55
12/27/91 HI L 51-73
KC - Kansas City, Mo.
HI - Honolulu, Hawaii
* - Dane County Coliseum, Madison

Washington Univ. (3-0)

At Madison: UW leads 2-0
At St. Louis: UW leads 1-0
12/15/56 H W 41-38
12/9/57 A W 43-33
12/11/61 H W 91-63

Weber State (1-1)

Neutral: Series tied 1-1
11/24/01 HI L 69-73
3/20/03 SP W 81-74
HI - Hilo, Hawaii
SP - Spokane, Wash.

West Virginia (3-1)

At Madison: UW leads 1-0
At Morgantown: UW leads 1-0
Neutral: Series tied 1-1
12/18/65 MI L 93-101
12/19/72 H W 77-59
12/19/73 A W 69-62
11/27/13 CA W 70-63
MI - Milwaukee, Wis.
CA- Orlando, Fla.

Western Carolina (1-0)

At Madison: UW leads 1-0
12/27/04 H W 89-49

Western Illinois (1-1)

At Madison: Series tied 1-1
 12/7/89 H W 69-42
 11/13/15 H L 67-69

Western Kentucky (2-1)

At Madison: UW leads 1-0
At Bowling Green: UW trails 0-1
Neutral: UW leads 1-0
 11/25/89 SJ W 73-62
 12/13/17 H W 81-80
 12/29/18 A L 76-83
 SJ - San Juan, Puerto Rico

Western Michigan (1-0)

At Madison: UW leads 1-0
 12/6/54 H W 80-68

Winthrop (1-0)

At Madison: UW leads 1-0
 12/4/06 H W+ 82-79

Wofford (3-0)

At Madison: UW leads 2-0
Neutral: UW leads 1-0
 12/3/07 H W 70-43
 3/19/10 OR W 53-49
 11/19/11 H W 69-33
 OR- Orlando, Fla.

Wright State (2-0)

At Madison: UW leads 1-0
At Dayton: UW leads 1-0
 11/26/94 H W 86-63
 12/5/95 A W 94-91

Wyoming (0-1)

Neutral: UW trails 0-1
 12/28/57 NM L 65-93
 NM - Albuquerque, N.M.

Xavier (4-3)

At Madison: Series tied 1-1
At Cincinnati: UW leads 2-1
Neutral: Series tied 1-1
 12/20/38 A W 27-26
 12/2/00 H W 61-46
 12/10/01 A L 48-57
 3/22/09 BO L 49-60
 3/20/16 SL W 66-63
 11/16/17 H L 70-80
 11/13/18 A W 77-68
 BO - Taco Bell Arena, Boise, Idaho
 SL - Scottrade Center, St. Louis, Mo.

Yale (4-1)

At Madison: UW leads 2-0
Neutral: UW leads 2-1
 1/1/02 MI L 20-35
 12/29/56 H W 64-46
 12/29/72 MI W 90-64
 12/30/83 DA W 87-77
 11/12/17 H W 89-61
 MI - Milwaukee, Wis.
 DA - Dayton, Ohio

UW EXHIBITION GAMES

Wisconsin's exhibition games beginning in 1971.

1/4/71	AustraliaW	94-63	11/4/00	BWBAW	73-59
12/15/71	AustraliaW	90-78	11/11/00	Athletes in ActionW	69-66
11/19/75	Windsor (Canada)W	99-68	11/10/01	EA SportsW	95-64
11/12/79	YugoslaviaL	70-93	11/13/01	Athletes in ActionW	82-57
11/13/80	Team FiatW	77-70	11/13/02	Gallos de PaleaW	97-55
11/16/81	ChinaW	88-81	11/17/02	EA SportsW	71-52
11/11/82	Windsor (Canada)W	94-58	11/8/03	EA SportsW	103-81
11/9/83	YugoslaviaL	59-83	11/17/03	Charleston LowgatorsW	102-95
11/21/84	Yugoslavia (Zadar)W	76-67	11/10/04	UW-ParksideW	81-42
11/6/85	CzechoslovakiaW	103-83	11/16/04	UW-PlattevilleW	78-44
11/11/86	PolandL	72-74	11/5/05	UW-River FallsW	79-52
11/19/87	Brandon (Canada)W	80-56	11/14/05	LawrenceW	81-46
11/16/88	Victoria All-StarsW	84-62	11/3/06	UW-StoutW	82-33
11/19/89	BrazilW	86-74	11/8/06	Carroll CollegeW	81-61
11/8/90	Ukraine NationalsW	91-74	11/4/07	Edgewood CollegeW	77-48
11/18/90	MarathonW	94-77	11/7/07	UW-Eau ClaireW	74-35
11/7/91	Athletes in ActionW	103-95	11/1/08	AugustanaW	81-57
11/17/91	Brazil RipasaW	64-62	11/11/08	UW-WhitewaterW	64-47
11/17/92	Russian NationalL	81-87	11/4/09	Bemidji StateW	90-54
11/22/92	MarathonW	98-91	11/11/09	UW-SuperiorW	80-47
11/16/93	Slovakia Under-22W	99-20	11/6/10	UW-La CrosseW	84-59
11/21/93	MarathonW	106-84	11/10/10	Minnesota StateW	93-59
11/8/94	Croatia NationalsW	81-62	11/5/11	UW-Stevens PointW	80-54
11/20/94	Marathon OilW	91-73	11/7/12	UW-OshkoshW	96-44
11/7/95	Georgia SelectW	79-33	10/30/13	UW-PlattevilleW	80-51
11/15/95	MarathonW	84-68	11/5/14	UW-ParksideW	77-40
11/8/96	Athletes in ActionW	75-63	11/4/15	UW-River FallsW	101-46
11/13/96	Australian SelectW	78-65	10/30/16	UW-PlattevilleW	86-58
11/5/97	YugoslaviaW	64-48	11/1/17	Northern IowaW	69-38
11/10/97	Athletes in ActionW	54-51	11/5/17	UW-StoutW	85-56
11/5/98	Athletes in ActionW	80-71	11/2/18	UW-OshkoshW	82-70
11/9/98	California All-StarsW	67-40	11/1/19	UW-La CrosseW	82-53
11/6/99	California All-StarsW	99-65			
11/8/99	Athletes in ActionW	73-54			

All-time Record: 59-4

WISCONSIN VS. THE D-I CONFERENCES

AMERICA EAST (3-0)

Maine	1	0
New Hampshire	1	0
UMass Lowell	1	0

AMERICAN (19-18)

Cincinnati	1	5
Connecticut	0	1
Houston	1	1
Memphis	1	0
SMU	4	3
South Florida	3	1
Temple	7	4
Tulane	1	3
Tulsa	1	0

ATLANTIC 10 (10-8)

Davidson	0	2
Dayton	1	0
Duquesne	0	1
Fordham	1	0
George Washington	0	1
Rhode Island	2	0
Richmond	1	1
St. Bonaventure	1	1
Saint Louis	3	2
VCU	1	0

ACC (44-45)

Boston College	4	2
Duke	1	3
Florida State	3	0
Georgia Tech	1	1
Louisville	0	1
Miami (FL)	2	0
North Carolina	1	3
North Carolina St.	3	1
Notre Dame	10	19
Pittsburgh	12	7
Syracuse	3	2
Virginia	2	4
Virginia Tech	2	0
Wake Forest	0	2

ATLANTIC SUN (1-0)

Kennesaw State	1	0
----------------	---	---

BIG 12 (24-19)

Baylor	1	1
Iowa State	3	5
Kansas	1	3
Kansas State	4	2
Oklahoma	6	4
Oklahoma State	0	1
Texas	4	2
Texas Tech	2	0
West Virginia	3	1

BIG EAST (100-89)

Butler	17	14
Creighton	1	2
DePaul	1	6
Georgetown	3	2
Marquette	68	58
Providence	1	3
St. John's	4	0
Villanova	4	1
Xavier	4	3

BIG SKY (10-1)

Eastern Washington	1	0
Idaho State	2	0
Montana	3	0
North Dakota	3	0
Weber State	1	1

BIG SOUTH (7-0)

Charleston Southern	1	0
Coastal Carolina	3	0
Gardner-Webb	1	0
Presbyterian	1	0
Winthrop	1	0

BIG TEN (835-869)

Illinois	90	111
Indiana	76	97
Iowa	85	82
Maryland	10	6
Michigan	76	92
Michigan State	65	83
Minnesota	102	104
Nebraska	18	14
Northwestern	119	65
Ohio State	75	92
Penn State	39	10
Purdue	72	110
Rutgers	8	3

BIG WEST (6-1)

Cal Poly	1	0
Cal State Fullerton	1	0
Hawaii	1	1
Long Beach State	1	0
UC Davis	1	0
UC Santa Barbara	1	0

COLONIAL (2-0)

Charleston	1	0
UNC-Wilmington	2	0

CONFERENCE USA (9-4)

Charlotte	1	0
Florida International	1	0
Louisiana Tech	1	0
Marshall	0	1
Old Dominion	1	0
Rice	1	2
UAB	1	0
UTEP	1	0
Western Kentucky	2	1

HORIZON (69-4)

Cleveland State	1	0
Detroit	3	0
Green Bay	24	1
Illinois-Chicago	1	1
Milwaukee	33	2
Northern Kentucky	1	0
Oakland	1	0
Valparaiso	3	0
Wright State	2	0

IVY LEAGUE (19-7)

Brown	2	0
Columbia	0	2
Cornell	1	1
Dartmouth	3	1
Harvard	1	0
Pennsylvania	6	0
Princeton	2	2
Yale	4	1

METRO ATLANTIC (9-1)

Canisius	1	1
Fairfield	1	0
Iona	1	0
Manhattan	3	0
Monmouth	1	0
Rider	1	0
Siena	1	0

MID-AMERICAN (41-12)

Ball State	6	2
Bowling Green	3	1
Buffalo	1	0
Central Michigan	3	2
Eastern Michigan	3	2
Kent State	1	0
Miami (OH)	1	0
Northern Illinois	11	2
Ohio	9	2
Toledo	2	1
Western Michigan	1	0

MID-EASTERN (17-0)

Bethune-Cookman	1	0
Coppin State	4	0
Delaware State	1	0
Florida A&M	3	0
Howard	1	0
Morgan State	2	0
Norfolk State	1	0
Savannah State	3	0
South Carolina St.	1	0

MISSOURI VALLEY (19-16)

Bradley	3	2
Illinois State	2	1
Indiana State	0	1
Loyola (IL)	9	6
Missouri State	0	2
Northern Iowa	4	1
Southern Illinois	1	3

MOUNTAIN WEST (15-7)

Air Force	2	0
Boise State	1	0
Fresno State	3	1
Nevada	3	0
New Mexico	2	1
San Jose State	1	0
UNLV	2	4
Utah State	1	0
Wyoming	0	1

NORTHEAST (2-0)

Central Conn. State	1	0
LIU Brooklyn	1	0

OHIO VALLEY (13-1)

Belmont	1	0
Eastern Illinois	6	1
Eastern Kentucky	2	0
SIU-Edwardsville	2	0
SE Missouri St.	1	0
Tennessee Tech	1	0

PAC-12 (29-33)

Arizona	5	2
California	4	5
Colorado	1	0
Oregon	5	3
Oregon State	1	2
Stanford	4	6
UCLA	2	5
USC	1	2
Utah	1	1
Washington	1	3
Washington State	4	4

PATRIOT (6-0)

American	1	0
Army	1	0
Bucknell	1	0
Colgate	1	0
Navy	2	0

SEC (28-19)

Alabama	1	3
Arkansas	1	0
Auburn	1	0
Florida	2	3
Georgia	2	2
Kentucky	2	4
LSU	4	0
Missouri	7	4
Ole Miss	0	1
South Carolina	3	0
Tennessee	3	2
Texas A&M	1	0
Vanderbilt	1	0

SOUTHERN (10-0)

Chattanooga	1	0
East Tennessee State	1	0
Furman	1	0
Mercer	1	0
Samford	1	0
UNC Greensboro	1	0
Western Carolina	1	0
Wofford	3	0

SOUTHLAND (8-0)

Central Arkansas	1	0
Houston Baptist	1	0
Nicholls	1	0
McNeese State	1	0
Sam Houston State	1	0
Southeastern La.	1	0
Texas A&M-CC	2	0

SWAC (13-0)

Alcorn State	1	0
Grambling State	3	0
Miss. Valley State	2	0
Prairie View A&M	4	0
Southern University	1	0
Texas Southern	2	0

SUMMIT LEAGUE (10-5)

Denver	2	0
IPFW	2	0
North Dakota State	0	2
Omaha	2	0
Oral Roberts	1	2
South Dakota	1	0
South Dakota State	1	0
Western Illinois	1	1

SUN BELT (2-1)

Arkansas State	1	0
Georgia State	0	1
Texas-Arlington	1	0

WEST COAST (14-7)

BYU	2	0
Gonzaga	2	1
Loyola Marymount	2	0
Pacific	2	1
Pepperdine	2	2
Portland	2	1
Saint Mary's	1	2
San Diego	1	0

WAC (4-1)

Chicago State	3	0
UMKC	1	0
New Mexico State	0	1

SEASON STATISTICS SINCE 1967-68

1967-68 (13-11, 7-7)

Name	GP-GS	MIN	FG-FGA	FG%	3FG-FGA	3FG%	FT-FTA	FT%	Reb.	PF-D	A	TO	BLK	STL	PTS-AVG
Franklin	24	--	202-402	.502	--	--	140-210	.667	334	61-2	--	--	--	--	544-22.7
J. Johnson	24	--	155-355	.437	--	--	95-130	.731	191	49-0	--	--	--	--	405-16.9
Nagle	24	--	146-312	.468	--	--	48-70	.686	106	53-2	--	--	--	--	340-14.2
Carlin	22	--	85-195	.436	--	--	56-70	.800	54	64-4	--	--	--	--	226-9.4
Schell	16	--	30-66	.455	--	--	20-31	.645	42	34-2	--	--	--	--	80-5.0
Mitchell	23	--	25-72	.347	--	--	13-20	.650	35	42-0	--	--	--	--	63-2.7
Reddick	11	--	27-76	.355	--	--	17-34	.500	31	20-0	--	--	--	--	71-6.5
McCallum	19	--	24-68	.353	--	--	11-12	.917	20	23-0	--	--	--	--	59-3.1
Zink	18	--	17-37	.459	--	--	12-23	.522	57	25-1	--	--	--	--	46-2.6
Voigt	15	--	18-45	.400	--	--	4-8	.500	29	22-0	--	--	--	--	40-2.7
Burlington	10	--	10-34	.294	--	--	0-2	.000	7	6-0	--	--	--	--	20-2.0
Hendrickson	10	--	7-13	.538	--	--	4-17	.235	23	17-0	--	--	--	--	18-1.8
R. Johnson	4	--	3-8	.375	--	--	2-4	.500	9	1-0	--	--	--	--	8-2.0
Black	4	--	1-1	1.000	--	--	0-0	--	0	2-0	--	--	--	--	2-0.5
Drayton	2	--	0-2	.000	--	--	0-0	--	1	0-0	--	--	--	--	0-0.0
Henry	1	--	0-1	.000	--	--	0-0	--	1	0-0	--	--	--	--	0-0.0
UW	24	--	750-1687	.445	--	--	422-632	.668	1136	420-11	--	--	--	--	1922-80.1
Opp.	24	--	732-1702	.430	--	--	411-563	.730	1085	472-26	--	--	--	--	1875-78.1

1968-69 (11-13, 5-9)

Name	GP-GS	MIN	FG-FGA	FG%	3FG-FGA	3FG%	FT-FTA	FT%	Reb.	PF-D	A	TO	BLK	STL	PTS-AVG
J. Johnson	24	--	164-401	.409	--	--	134-192	.698	210	63-3	--	--	--	--	462-19.2
Sherrrod	24	--	104-273	.381	--	--	92-120	.767	161	86-5	--	--	--	--	300-12.5
Nagle	24	--	104-259	.402	--	--	53-63	.841	102	57-2	--	--	--	--	261-10.9
Henry	20	--	64-134	.478	--	--	39-58	.672	100	49-4	--	--	--	--	167-8.4
Mayberry	22	--	54-139	.388	--	--	31-63	.492	125	51-3	--	--	--	--	139-6.3
Burlington	20	--	49-123	.398	--	--	15-23	.652	34	42-2	--	--	--	--	113-5.7
Voigt	16	--	26-69	.377	--	--	10-21	.476	48	29-1	--	--	--	--	62-3.9
Mitchell	23	--	19-52	.365	--	--	22-33	.667	32	41-2	--	--	--	--	60-2.6
Schell	20	--	17-63	.270	--	--	24-31	.774	32	42-1	--	--	--	--	58-2.9
Reddick	8	--	14-39	.359	--	--	1-2	.500	12	18-1	--	--	--	--	29-3.6
Conlon	8	--	10-17	.588	--	--	2-4	.500	4	6-0	--	--	--	--	22-2.8
Zink	11	--	6-14	.429	--	--	1-4	.250	27	7-0	--	--	--	--	13-1.2
Drayton	4	--	2-4	.500	--	--	0-2	.000	4	1-0	--	--	--	--	4-1.0
Manwaring	1	--	0-3	.000	--	--	0-0	--	0	0-0	--	--	--	--	0-0.0
Foote	1	--	0-0	--	--	--	0-0	--	2	1-0	--	--	--	--	0-0.0
DeCremer	3	--	0-0	--	--	--	0-0	--	1	2-0	--	--	--	--	0-0.0
Richgels	1	--	0-0	--	--	--	0-0	--	0	0-0	--	--	--	--	0-0.0
UW	24	--	633-1591	.398	--	--	424-617	.687	1091	499-25	--	--	--	--	1690-70.4
Opp.	24	--	608-1461	.416	--	--	476-688	.692	1079	464-17	--	--	--	--	1692-70.5

1969-70 (10-14, 5-9)

Name	GP-GS	MIN	FG-FGA	FG%	3FG-FGA	3FG%	FT-FTA	FT%	Reb.	PF-D	A	TO	BLK	STL	PTS-AVG
Sherrrod	24	--	185-438	.420	--	--	168-202	.832	174	94-6	--	--	--	--	538-22.4
Henry	24	--	152-321	.474	--	--	57-82	.695	265	77-5	--	--	--	--	361-15.0
Oler	24	--	96-204	.471	--	--	35-49	.714	117	63-3	--	--	--	--	227-9.5
Adams	17	--	71-211	.336	--	--	45-75	.600	110	45-3	--	--	--	--	187-11.0
Frasor	22	--	47-119	.395	--	--	35-56	.625	66	68-6	--	--	--	--	129-5.9
Conlon	19	--	37-84	.440	--	--	27-39	.692	38	43-1	--	--	--	--	101-5.3
Mayberry	19	--	38-106	.358	--	--	22-41	.536	101	30-1	--	--	--	--	98-5.2
Barao	18	--	33-93	.355	--	--	12-25	.480	30	29-1	--	--	--	--	78-4.6
Zink	16	--	19-43	.442	--	--	15-19	.789	54	22-1	--	--	--	--	53-3.3
DeCremer	11	--	18-33	.545	--	--	8-12	.667	35	11-0	--	--	--	--	44-4.0
Hendrickson	4	--	6-8	.750	--	--	5-8	.625	3	9-1	--	--	--	--	17-4.3
Drayton	3	--	4-6	.667	--	--	0-0	---	1	1-0	--	--	--	--	8-2.7
Manwaring	1	--	1-3	.333	--	--	0-0	---	1	1-0	--	--	--	--	2-2.0
Uphoff	6	--	0-5	.000	--	--	0-1	.000	5	1-0	--	--	--	--	0-0.0
Richgels	1	--	0-1	.000	--	--	0-0	---	2	1-0	--	--	--	--	0-0.0
Foote	1	--	0-0	---	--	--	0-0	---	0	0-0	--	--	--	--	0-0.0
UW	24	--	707-1672	.423	--	--	429-609	.704	1142	503-28	--	--	--	--	1843-76.8
Opp.	24	--	727-1669	.436	--	--	483-687	.703	1118	462-13	--	--	--	--	1937-80.7

1970-71 (9-15, 4-10)

Name	GP-GS	MIN	FG-FGA	FG%	3FG-FGA	3FG%	FT-FTA	FT%	Reb.	PF-D	A	TO	BLK	STL	PTS-AVG
Sherrrod	24	--	211-519	.407	--	--	148-200	.740	183	--	--	--	--	--	570-23.8
Howard	23	--	133-290	.455	--	--	90-130	.692	195	--	--	--	--	--	356-14.8
Richgels	24	--	126-264	.477	--	--	39-74	.527	254	--	--	--	--	--	291-12.1
Watson	24	--	120-311	.386	--	--	48-64	.750	200	--	--	--	--	--	288-12.0
Oler	22	--	58-127	.457	--	--	49-59	.831	69	--	--	--	--	--	165-7.5
Frasor	24	--	60-129	.465	--	--	43-57	.754	73	--	--	--	--	--	163-6.8
Conlon	21	--	50-95	.526	--	--	25-36	.694	36	--	--	--	--	--	125-6.0
DeCremer	16	--	23-47	.489	--	--	8-15	.633	40	--	--	--	--	--	54-3.4
Uphoff	7	--	3-15	.200	--	--	9-12	.750	7	--	--	--	--	--	15-2.1
Manwaring	4	--	4-14	.286	--	--	2-6	.333	7	--	--	--	--	--	10-2.5
Baumgarten	3	--	3-8	.375	--	--	0-0	--	3	--	--	--	--	--	6-2.0
Hornsby	4	--	1-4	.250	--	--	0-2	.000	11	--	--	--	--	--	2-0.5
Rohan	5	--	0-8	.000	--	--	2-3	.667	10	--	--	--	--	--	2-0.4
Cannon	3	--	0-0	---	--	--	0-0	--	0	--	--	--	--	--	0-0.0
UW	24	--	792-1831	.433	--	--	463-658	.704	1268	--	--	--	--	--	2047-86.3
Opp.	24	--	805-1820	.442	--	--	417-600	.695	1164	--	--	--	--	--	2027-84.5

1971-72 (13-11, 6-8)

Name	GP-GS	MIN	FG-FGA	FG%	3FG-FGA	3FG%	FT-FTA	FT%	Reb.	PF-D	A	TO	BLK	STL	PTS-AVG
Howard	23	--	143-346	.413	--	--	92-136	.676	179	64-3	--	--	--	--	378-16.4
Oler	24	--	114-247	.461	--	--	84-106	.792	122	72-3	--	--	--	--	312-12.6
Hughes, Ki	24	--	113-242	.467	--	--	55-92	.598	239	74-3	--	--	--	--	281-11.7
Frasor	24	--	92-202	.455	--	--	66-94	.702	71	85-8	--	--	--	--	250-10.4
Watson	13	--	85-195	.436	--	--	20-29	.690	95	35-1	--	--	--	--	190-14.6
Hughes, Ke	21	--	54-120	.450	--	--	42-55	.764	91	24-1	--	--	--	--	150-7.1
Anderson	18	--	58-139	.417	--	--	16-26	.615	78	44-1	--	--	--	--	132-7.3
Weaver	23	--	56-131	.427	--	--	24-38	.632	41	61-2	--	--	--	--	136-5.9
Uphoff	16	--	19-43	.442	--	--	14-17	.824	12	14-1	--	--	--	--	52-3.3
Manwaring	8	--	5-19	.263	--	--	5-9	.556	16	7-0	--	--	--	--	15-1.9
Wilhelm	10	--	4-9	.444	--	--	1-2	.500	4	2-0	--	--	--	--	9-0.9
Rohan	9	--	3-10	.300	--	--	1-1	1.000	11	4-0	--	--	--	--	7-0.8
Baumgarten	5	--	1-3	.333	--	--	3-4	.750	3	1-0	--	--	--	--	5-1.0
Cannon	4	--	0-1	.00	--	--	2-2	1.000	0	1-0	--	--	--	--	2-0.5
Mathison	4	--	0-3	.00	--	--	2-2	1.000	2	3-0	--	--	--	--	2-0.5
Pollnow	8	--	0-4	.00	--	--	0-0	.000	2	1-0	--	--	--	--	0-0.0
UW	24	--	747-1714	.436	--	--	427-613	.697	1160	492-23	--	--	--	--	1921-80.0
Opp.	24	--	664-1514	.439	--	--	446-685	.651	630	300-17	--	--	--	--	1086-77.6

1972-73 (11-13, 5-9)

Name	GP-GS	MIN	FG-FGA	FG%	3FG-FGA	3FG%	FT-FTA	FT%	Reb.	PF-D	A	TO	BLK	STL	PTS-AVG
Howard	24	--	157-353	.445	--	--	117-157	.745	155	57-2	--	--	--	--	431-18.0
Hughes, Ki	24	--	144-291	.495	--	--	43-84	.512	301	74-4	--	--	--	--	331-13.8
Hughes, Ke	24	--	131-275	.476	--	--	51-66	.773	228	63-1	--	--	--	--	313-13.1
Anderson	24	--	95-230	.413	--	--	25-38	.658	108	70-3	--	--	--	--	215-9.0
McCoy	24	--	81-185	.438	--	--	26-45	.578	101	43-0	--	--	--	--	188-7.8
Weaver	21	--	55-156	.352	--	--	24-36	.667	57	63-6	--	--	--	--	134-6.4
McCauley	19	--	41-78	.526	--	--	17-24	.708	26	21-0	--	--	--	--	99-5.2
Paterick	16	--	11-49	.224	--	--	4-8	.500	10	23-0	--	--	--	--	26-1.6
Luchsinger	14	--	4-18	.222	--	--	6-9	.667	10	22-1	--	--	--	--	14-1.0
Grimes	4	--	6-22	.273	--	--	2-3	.667	20	8-0	--	--	--	--	14-3.5
Watson	2	--	5-24	.208	--	--	2-5	.400	8	4-0	--	--	--	--	12-6.0
Koehler	7	--	4-11	.364	--	--	3-6	.500	9	11-0	--	--	--	--	11-1.6
Rohan	9	--	4-15	.267	--	--	3-3	1.000	11	7-0	--	--	--	--	11-1.2
Wilhelm	8	--	2-10	.200	--	--	2-3	.667	9	2-0	--	--	--	--	6-0.8
Piacenza	7	--	0-7	.00	--	--	1-2	.00	7	6-0	--	--	--	--	1-0.1
Pollnow	3	--	0-1	.00	--	--	0-0	.000	1	1-0	--	--	--	--	0-0.0
Mathison	1	--	0-0	--	--	--	0-0	.000	0	0-0	--	--	--	--	0-0.0
UW	24	--	740-1725	.429	--	--	326-487	.669	1245	474-17	--	--	--	--	1806-75.3
Opp.	24	--	732-1809	.405	--	--	332-494	.672	1140	490-25	--	--	--	--	1796-74.8

1973-74 (16-8, 8-6)

Name	GP-GS	MIN	FG-FGA	FG%	3FG-FGA	3FG%	FT-FTA	FT%	Reb.	PF-D	A	TO	BLK	STL	PTS-AVG
Hughes, Ki	24	--	155-337	.455	--	--	57-92	.620	266	68-2	45	--	--	--	367-15.3
Anderson	24	--	142-286	.493	--	--	41-52	.788	91	69-3	47	--	--	--	325-13.5
Koehler	24	--	129-273	.473	--	--	44-73	.603	195	63-1	39	--	--	--	302-12.6
Hughes, Ke	24	--	115-247	.465	--	--	25-32	.781	221	44-0	55	--	--	--	255-10.6
McCoy	24	--	79-193	.409	--	--	41-49	.837	93	51-1	74	--	--	--	199-8.3
Weaver	24	--	77-191	.403	--	--	22-33	.667	56	82-6	68	--	--	--	176-7.3
Piacenza	20	--	26-55	.473	--	--	15-24	.625	39	23-0	15	--	--	--	67-3.4
McCauley	17	--	22-55	.400	--	--	23-31	.742	21	12-0	14	--	--	--	67-3.9
Luchsinger	9	--	8-10	.800	--	--	6-7	.857	3	4-0	7	--	--	--	22-2.4
Wilhelm	11	--	4-10	.400	--	--	5-5	1.000	8	1-0	3	--	--	--	13-1.2
Czajkowski	8	--	3-7	.429	--	--	4-4	1.000	2	5-0	2	--	--	--	10-1.3
Brey	8	--	3-4	.750	--	--	2-4	.500	11	4-0	2	--	--	--	8-1.0
Lotzer	9	--	1-3	.333	--	--	6-6	1.000	1	4-0	4	--	--	--	8-0.9
Argardy	3	--	1-6	.167	--	--	4-10	.400	11	2-0	0	--	--	--	6-2.0
Smith	3	--	1-3	.333	--	--	0-0	--	1	1-0	1	--	--	--	2-1.0
Faurote	1	--	0-0	--	--	--	0-0	--	0	0-0	0	--	--	--	0-0.0
UW	24	--	766-1680	.456	--	--	295-422	.699	1169	429-13	378	--	--	--	1827-76.1
Opp.	24	--	653-1574	.415	--	--	270-391	.690	914	465-18	277	--	--	--	1576-65.7

1974-75 (8-18, 5-13)

Name	GP-GS	MIN	FG-FGA	FG%	3FG-FGA	3FG%	FT-FTA	FT%	Reb.	PF-D	A	TO	BLK	STL	PTS-AVG
Koehler	21	--	155-307	.505	--	--	72-109	.661	213	73-1	33	--	--	--	382-18.2
McCauley	25	--	160-348	.460	--	--	98-125	.784	80	45-0	88	--	--	--	418-16.7
McCoy	26	--	146-361	.404	--	--	49-72	.681	185	76-4	40	--	--	--	341-13.1
Luchsinger	23	--	70-163	.429	--	--	17-25	.680	57	48-1	27	--	--	--	157-6.8
Colbert	26	--	54-146	.370	--	--	19-28	.679	41	31-0	80	--	--	--	127-4.9
Peterick	26	--	50-127	.394	--	--	21-30	.700	30	53-1	67	--	--	--	121-4.7
Pearson	24	--	31-87	.356	--	--	25-38	.658	102	52-1	26	--	--	--	87-3.6
Johnson	22	--	33-86	.384	--	--	16-25	.640	76	50-3	10	--	--	--	82-3.7
Falk	21	--	30-79	.380	--	--	6-7	.857	20	23-0	32	--	--	--	66-3.1
Brey	20	--	17-61	.279	--	--	5-11	.455	71	39-2	20	--	--	--	39-1.9
Hardy	15	--	10-40	.250	--	--	5-9	.556	35	24-0	0	--	--	--	25-1.7
Czajkowski	5	--	3-4	.750	--	--	0-0	.000	3	2-0	2	--	--	--	6-1.2
Smith	6	--	0-5	.000	--	--	2-3	.667	3	4-0	3	--	--	--	2-0.3
Lotzer	4	--	0-4	.000	--	--	0-0	.000	0	0-0	1	--	--	--	0-0.0
Faurote	2	--	0-0	.000	--	--	0-0	.000	0	0-0	0	--	--	--	0-0.0
Anderson	2	--	0-0	.000	--	--	0-0	.000	0	0-0	1	--	--	--	0-0.0
UW	26	--	759-1818	.417	--	--	335-482	.695	1104	520-13	430	--	--	--	1853-71.3
Opp.	26	--	814-1711	.476	--	--	398-557	.715	1158	484-10	515	--	--	--	2026-77.9

1975-76 (10-16, 4-14)

Name	GP-GS	MIN	FG-FGA	FG%	3FG-FGA	3FG%	FT-FTA	FT%	Reb.	PF-D	A	TO	BLK	STL	PTS-AVG
Koehler	26-26	--	190-437	.435	--	--	125-165	.758	263	83-4	48	--	--	--	505-19.4
Rudd	23-3	--	81-142	.570	--	--	36-61	.590	111	56-1	5	--	--	--	198-8.6
Colbert	26-13	--	89-199	.447	--	--	46-59	.780	47	49-1	61	--	--	--	224-8.6
J. Smith	23-18	--	82-185	.443	--	--	24-31	.774	34	51-2	76	--	--	--	188-8.2
Paterick	24-5	--	80-179	.447	--	--	34-50	.680	23	56-2	63	--	--	--	194-8.1
Falk	23-16	--	67-166	.404	--	--	32-46	.696	47	49-2	70	--	--	--	166-7.2
Johnson	25-23	--	64-156	.410	--	--	42-63	.667	148	78-5	17	--	--	--	170-6.8
Pearson	25-23	--	54-143	.378	--	--	45-54	.833	153	84-7	39	--	--	--	153-6.1
Brey	26-2	--	38-90	.422	--	--	30-43	.698	97	52-2	44	--	--	--	105-4.1
Anderson	7-0	--	12-29	.414	--	--	3-5	.600	7	6-0	8	--	--	--	27-3.9
B. Smith	15-1	--	19-51	.373	--	--	4-8	.500	12	19-1	13	--	--	--	42-2.8
Hardy	11-0	--	5-22	.227	--	--	5-8	.625	31	12-0	4	--	--	--	15-1.4
Newburg	7-0	--	2-5	.400	--	--	4-4	1.000	10	5-0	0	--	--	--	8-1.1
Faurote	3-0	--	0-1	.000	--	--	1-2	.500	3	0-0	0	--	--	--	1-0.3
Piacenza	3-0	--	0-3	.000	--	--	0-1	.000	1	2-0	0	--	--	--	0-0.0
UW	26	--	783-1808	.433	--	--	431-600	.718	1131	604-26	448	--	--	--	1997-76.8
Opp.	26	--	836-1825	.458	--	--	467-656	.712	1241	564-21	488	--	--	--	2139-82.3

1976-77 (9-18, 5-13)

Name	GP-GS	MIN	FG-FGA	FG%	3FG-FGA	3FG%	FT-FTA	FT%	Reb.	PF-D	A	TO	BLK	STL	PTS-AVG
J. Gregory	27-27	--	166-403	.412	--	--	97-139	.698	270	83-4	16	--	--	--	429-15.9
Falk	27-27	--	129-324	.398	--	--	64-92	.696	63	75-4	93	--	--	--	322-11.9
Chnelich	27-26	--	122-227	.537	--	--	77-113	.681	238	76-4	30	--	--	--	321-11.9
Gaines	27-27	--	94-262	.359	--	--	31-46	.674	76	94-9	93	--	--	--	219-8.1
Pearson	27-3	--	60-120	.500	--	--	58-84	.690	129	59-3	14	--	--	--	178-6.6
J. Smith	27-2	--	70-267	.419	--	--	19-26	.731	32	53-2	56	--	--	--	159-5.9
Sydnor	24-13	--	54-124	.435	--	--	19-37	.514	133	63-1	11	--	--	--	127-5.3
Rudd	12-8	--	24-55	.382	--	--	6-12	.500	32	26-1	4	--	--	--	48-4.0
Newberg	13-2	--	8-12	.667	--	--	1-3	.333	13	10-0	1	--	--	--	17-1.3
Jenkins	4-0	--	2-4	.500	--	--	1-2	.500	1	1-0	0	--	--	--	5-1.3
Brey	20-0	--	8-25	.320	--	--	8-10	.800	44	23-1	16	--	--	--	24-1.2
B. Smith	17-0	--	3-15	.200	--	--	6-8	.750	2	17-0	5	--	--	--	12-0.7
Faurote	2-0	--	0-1	.000	--	--	0-0	--	1	0-0	0	--	--	--	0-0.0
Anderson	2-0	--	0-0	--	--	--	0-0	--	0	0-0	0	--	--	--	0-0.0
UW	27	--	737-1738	.424	--	--	387-572	.677	1132	582-29	338	--	--	--	1861-68.9
Opp.	27	--	800-1758	.455	--	--	398-561	.709	1100	576-26	405	--	--	--	1998-74.0

1977-78 (8-19, 4-14)

Name	GP-GS	MIN	FG-FGA	FG%	3FG-FGA	3FG%	FT-FTA	FT%	Reb.	PF-D	A	TO	BLK	STL	PTS-AVG
Matthews	14-11	408	83-197	.421	--	--	37-52	.712	47	41-2	31	61	3	18	203-14.5
J. Gregory	12-7	230	60-134	.448	--	--	22-32	.688	88	36-2	3	18	11	7	142-11.8
Gaines	26-22	782	119-294	.405	--	--	56-86	.651	55	70-1	80	89	1	28	294-11.3
Chnelich	27-27	760	112-221	.507	--	--	51-72	.708	182	87-6	61	60	5	26	275-10.2
C. Gregory	27-7	554	92-245	.376	--	--	70-99	.707	165	79-3	17	74	21	23	254-9.4
Pearson	27-18	683	87-170	.512	--	--	74-95	.779	165	92-8	36	30	9	18	248-9.2
Smith	26-19	623	85-171	.497	--	--	27-34	.794	37	48-0	62	49	1	12	197-7.6
Petty	27-19	586	50-138	.362	--	--	34-63	.540	128	80-2	11	58	5	4	134-5.0
Syndor	17-3	233	26-55	.473	--	--	16-41	.390	56	29-2	7	12	2	7	68-4.0
Jackson	3-0	28	5-11	.455	--	--	1-2	.500	5	6-0	6	6	0	1	11-3.7
Hastings	26-2	271	34-77	.442	--	--	6-8	.750	34	29-2	22	31	1	10	74-2.8
Reid	1-0	5	1-2	.500	--	--	0-1	.000	1	0-0	0	2	0	0	2-2.0
Jenkins	21-0	62	4-19	.211	--	--	3-7	.429	12	16-1	4	1	0	1	11-0.5
Giordana	1-0	2	0-1	.000	--	--	0-0	--	0	0-0	0	0	0	0	0-0.0
Kollberg	1-0	2	0-0	--	--	--	0-0	--	0	0-0	0	0	0	0	0-0.0
UW	27	5425	758-1735	.437	--	--	397-592	.671	1075	613-29	340	494	59	155	1913-70.9
Opp.	27	5425	794-1618	.491	--	--	451-627	.719	1009	554-25	381	511	94	129	2039-75.5

1978-79 (12-15, 6-12)

Name	GP-GS	MIN	FG-FGA	FG%	3FG-FGA	3FG%	FT-FTA	FT%	Reb.	PF-D	A	TO	BLK	STL	PTS-AVG
Matthews	27-27	986	195-417	.468	--	--	109-139	.784	69	87-4	106	124	10	53	499-18.5
C. Gregory	27-26	866	168-385	.436	--	--	71-106	.670	236	97-7	29	101	21	45	407-15.1
Chnelich	26-26	879	108-230	.470	--	--	60-92	.652	212	95-6	42	43	3	24	276-10.6
Petty	27-27	859	106-204	.520	--	--	55-94	.585	183	93-8	22	71	14	15	267-9.9
Gaines	27-22	766	83-199	.417	--	--	20-38	.526	75	76-4	96	88	4	29	185-6.9
Hastings	25-5	385	45-116	.388	--	--	13-21	.619	29	24-0	43	28	3	13	103-4.1
Smith	26-2	352	27-91	.397	--	--	17-27	.630	65	49-2	26	39	5	10	71-2.7
Mitchell	25-0	204	18-51	.353	--	--	7-14	.500	60	58-4	5	17	4	6	43-1.7
Jenkins	5-0	25	3-8	.375	--	--	2-2	1.000	4	1-0	2	4	0	1	8-1.6
Bailey	10-0	45	3-13	.231	--	--	8-9	.889	3	14-0	6	6	2	6	14-1.4
Newburg	4-0	28	2-5	.400	--	--	0-0	--	7	4-0	0	2	0	1	4-1.0
Zinkgraf	3-0	21	1-3	.333	--	--	1-2	.500	5	1-0	0	1	0	0	3-1.0
Stracka	2-0	15	1-7	.143	--	--	0-1	.000	2	3-0	0	0	0	0	2-1.0
Beets	1-0	1	0-1	.000	--	--	0-0	--	0	0-0	0	0	0	0	0-0.0
UW	27	5425	760-1728	.440	--	--	363-545	.666	1048	652-33	377	495	66	203	1883-69.7
Opp.	27	5425	776-1604	.484	--	--	433-603	.718	993	609-17	528	528	112	147	1985-73.5

1979-80 (15-14, 7-11)

Name	GP-GS	MIN	FG-FGA	FG%	3FG-FGA	3FG%	FT-FTA	FT%	Reb.	PF-D	A	TO	BLK	STL	PTS-AVG
Matthews	28-26	955	211-412	.512	--	--	127-143	.888	73	88-4	118	135	11	42	549-19.6
Gregory	29-28	1001	197-424	.465	--	--	140-189	.741	254	106-7	37	112	20	26	534-18.4
Chnelich	29-29	982	123-230	.535	--	--	53-81	.654	209	83-4	58	54	8	25	300-10.3
Petty	29-26	961	97-210	.462	--	--	59-107	.551	175	97-5	25	56	16	14	253-8.7
Hastings	27-25	789	74-170	.435	--	--	22-29	.759	49	49-2	72	48	2	20	170-6.3
Bailey	24-1	165	25-47	.532	--	--	8-12	.667	9	39-2	18	21	6	8	58-2.4
Zinkgraf	6-0	23	4-8	.500	--	--	4-7	.571	8	5-0	1	0	0	0	12-2.0
Gaines	32-4	282	16-48	.333	--	--	7-11	.636	34	23-1	21	20	0	5	39-1.7
Dandridge	21-1	218	10-26	.385	--	--	8-11	.727	14	24-0	16	18	0	4	28-1.3
Jacobson	3-0	7	2-3	.667	--	--	0-1	.000	1	1-0	0	0	0	3	4-1.3
Mitchell	29-2	290	14-48	.292	--	--	4-12	.333	61	46-1	6	17	0	2	32-1.1
Newburg	18-1	111	6-15	.400	--	--	8-13	.615	46	9-0	1	7	0	4	20-1.1
Jenkins	4-1	28	1-5	.200	--	--	2-3	.667	3	3-0	1	1	0	0	4-1.0
Kreklow	24-0	145	3-20	.150	--	--	15-19	.789	14	24-0	7	17	1	3	21-0.9
UW	29	5900	783-1666	.470	--	--	457-638	.716	1062	597-26	380	513	65	151	2023-69.8
Opp.	29	5900	749-1620	.462	--	--	413-578	.715	923	574-23	335	510	93	164	1911-65.9

1980-81 (11-16, 5-13)

Name	GP-GS	MIN	FG-FGA	FG%	3FG-FGA	3FG%	FT-FTA	FT%	Reb.	PF-D	A	TO	BLK	STL	PTS-AVG
Gregory	27-27	989	199-438	.454	--	--	152-202	.752	249	97-6	25	109	26	37	550-20.4
Petty	27-27	986	172-348	.494	--	--	68-126	.539	232	101-8	22	63	25	21	412-15.3
Bailey	27-27	799	139-285	.488	--	--	53-79	.671	61	91-4	73	82	8	39	331-12.3
Hastings	27-13	748	61-142	.430	--	--	25-36	.694	55	57-3	85	53	1	10	147-5.4
Dandridge	27-18	829	44-88	.500	--	--	31-41	.756	62	69-3	80	68	0	19	119-4.4
Kreklow	26-13	485	31-69	.449	--	--	23-26	.885	40	66-8	18	27	0	5	85-3.3
Mitchell	22-9	349	21-52	.404	--	--	11-16	.688	48	39-1	18	21	2	4	53-2.4
Renfro	19-0	88	11-27	.407	--	--	5-7	.714	13	7-0	7	11	1	1	27-1.4
Hildebrand	14-2	94	7-26	.269	--	--	1-6	.167	5	14-1	2	6	1	1	15-1.1
Zinkgraf	15-0	64	3-11	.273	--	--	7-16	.438	17	6-0	1	3	0	0	12-0.9
Stahl	3-0	13	1-2	.500	--	--	0-0	--	1	1-0	2	0	0	0	2-0.7
Lake	9-0	27	1-5	.200	--	--	0-1	.000	7	4-0	0	6	0	1	2-0.2
Jacobson	3-0	7	0-2	.000	--	--	0-1	.000	0	1-0	0	0	0	0	0-0.0
UW	27	5475	690-1498	.461	--	--	376-558	.667	898	556-34	339	455	64	151	1756-65.5
Opp.	27	5475	718-1446	.498	--	--	410-587	.700	882	526-22	330	462	58	185	1846-68.9

1981-82 (6-21, 3-15)

Name	GP-GS	MIN	FG-FGA	FG%	3FG-FGA	3FG%	FT-FTA	FT%	Reb.	PF-D	A	TO	BLK	STL	PTS-AVG
Sellers	27-27	964	167-351	.476	--	--	44-67	.657	254	77-1	36	66	52	22	378-14.0
Blackwell	27-24	869	147-330	.445	--	--	71-103	.689	137	64-2	43	61	6	28	365-13.5
Bailey	27-24	748	146-338	.432	--	--	56-76	.737	57	79-5	60	67	15	37	348-12.9
Golston	27-24	798	97-240	.404	--	--	49-68	.721	52	77-3	93	102	1	18	243-9.0
Mitchell	27-27	739	57-148	.385	--	--	30-42	.714	138	99-7	27	47	2	10	144-5.3
Roth	25-2	330	47-102	.461	--	--	10-18	.556	47	42-1	27	20	0	10	104-4.2
Ploss	25-2	303	24-68	.353	--	--	12-14	.857	49	55-5	6	19	3	6	60-2.4
Zinkgraf	14-2	108	10-18	.556	--	--	6-16	.375	24	14-0	3	4	0	5	26-1.9
Hippen	17-0	100	9-28	.321	--	--	5-9	.556	16	15-0	4	10	3	1	23-1.4
Dandridge	26-2	353	14-33	.424	--	--	7-9	.778	30	50-4	44	36	0	12	35-1.3
Jacobson	11-1	42	3-7	.429	--	--	3-4	.750	7	11-0	8	7	0	5	9-0.8
UW	27	5400	721-1664	.433	--	--	293-426	.688	911	583-29	351	450	83	1735	1735-64.3
Opp.	27	5400	768-1502	.511	--	--	452-645	.701	984	435-7	379	472	78	1988	1988-73.7

1982-83 (8-20, 3-15)

Name	GP-GS	MIN	FG-FGA	FG%	3FG-FGA	3FG%	FT-FTA	FT%	Reb.	PF-D	A	TO	BLK	STL	PTS-AVG
Blackwell	28-28	995	215-465	.462	--	--	80-113	.708	206	70-2	44	72	3	39	511-18.3
Sellers	28-28	1009	189-372	.508	--	--	82-99	.828	219	98-4	37	64	68	23	460-16.4
Olson	28-28	979	129-326	.398	--	--	31-41	.756	41	63-1	83	66	0	30	307-11.0
Roth	28-12	710	59-156	.378	--	--	43-60	.717	94	64-2	67	57	0	19	161-5.8
Smith	19-5	285	36-86	.419	--	--	20-31	.645	40	23-1	17	15	3	12	93-4.9
Miller	25-2	503	46-108	.426	--	--	23-37	.622	52	43-0	24	44	7	9	116-4.6
Steinhaus	25-3	279	20-53	.377	--	--	14-20	.700	46	34-0	7	19	1	10	54-2.2
Laszewski	24-5	234	19-39	.487	--	--	8-12	.667	23	33-1	9	16	4	1	46-1.9
Ploss	23-10	261	12-29	.414	--	--	6-7	.857	29	44-1	11	9	3	2	30-1.3
Dandridge	25-10	333	10-29	.345	--	--	5-10	.500	22	41-0	42	35	2	12	25-1.0
Hippen	13-0	53	3-12	.250	--	--	2-2	1.000	8	9-0	3	2	0	1	8-0.6
Maerz	4-0	9	0-0	--	--	--	0-1	.000	0	1-0	0	0	0	0	0-0
Korth	2-0	2	0-0	--	--	--	0-0	--	0	1-0	0	0	0	0	0-0
Cary	2-0	2	0-0	--	--	--	0-0	--	0	0-0	0	0	0	0	0-0
UW	28	5600	739-1678	.440	--	--	314-433	.725	901	527-13	351	409	91	160	1813-64.8
Opp	28	5600	771-1571	.491	--	--	421-593	.710	1025	482-7	381	451	112	157	1994-71.2

1983-84 (8-20, 4-14)

Name	GP-GS	MIN	FG-FGA	FG%	3FG-FGA	3FG%	FT-FTA	FT%	Reb.	PF-D	A	TO	BLK	STL	PTS-AVG
Blackwell	28-27	1045	201-439	.458	--	--	127-181	.702	243	65-1	50	89	8	34	529-18.9
Olson	28-28	1230	166-337	.493	--	--	59-66	.894	44	64-1	67	67	1	19	391-14.0
Roth	28-28	973	151-304	.497	--	--	76-96	.972	83	64-3	87	87	0	43	378-13.5
Miller	27-27	910	98-211	.465	--	--	67-83	.807	110	62-0	64	64	11	17	263-9.7
Heineman	27-1	522	27-65	.415	--	--	42-56	.750	65	65-3	40	40	1	21	96-3.6
Steinhaus	25-1	270	30-69	.435	--	--	7-11	.636	29	40-2	23	23	0	6	67-2.7
Ploss	26-21	358	24-64	.375	--	--	16-19	.842	63	81-4	32	32	5	2	64-2.4
Laszewski	21-5	205	24-39	.615	--	--	3-4	.750	35	29-0	12	12	4	3	51-2.4
Plondke	18-2	224	13-32	.406	--	--	7-13	.538	20	29-1	16	16	9	1	33-1.8
Weber	18-0	87	7-13	.538	--	--	2-5	.400	18	18-1	6	6	5	0	16-0.9
Hippen	12-0	52	2-11	.182	--	--	4-6	.667	11	9-0	6	6	0	0	8-0.7
Ripley	9-0	23	0-5	.000	--	--	3-5	.600	6	3-0	0	2	2	0	3-0.3
UW	28	5700	743-1579	.471	--	--	413-545	.758	833	528-16	403	379	45	146	1899-66.0
Opp	28	5700	791-1447	.547	--	--	417-590	.707	855	538-16	459	433	77	178	1999-71.4

1984-85 (14-14, 5-13)

Name	GP-GS	MIN	FG-FGA	FG%	3FG-FGA	3FG%	FT-FTA	FT%	Reb.	PF-D	A	TO	BLK	STL	PTS-AVG
Roth	28-28	927	198-365	.542	--	--	117-156	.750	86	57-1	74	73	4	26	513-18.3
Olson	28-28	970	197-397	.496	--	--	73-82	.890	52	76-4	66	56	0	20	467-16.7
Weber	28-25	700	85-173	.491	--	--	37-53	.698	162	62-1	53	60	17	24	207-7.4
Heineman	25-24	761	71-135	.526	--	--	39-51	.765	118	62-4	111	47	0	33	181-7.2
Ploss	28-28	622	70-142	.493	--	--	25-44	.568	101	86-5	32	36	20	9	165-5.9
Barnes	25-2	337	49-118	.415	--	--	19-32	.594	88	42-1	16	22	7	9	117-4.7
Smith	27-3	408	47-99	.475	--	--	10-14	.714	27	32-1	43	32	1	7	104-3.9
Steinhaus	22-0	278	33-75	.440	--	--	11-13	.846	42	37-0	34	13	3	5	77-3.5
Ripley	21-1	243	19-46	.413	--	--	18-27	.667	52	28-1	1	9	0	4	56-2.7
Laszewski	20-0	215	21-63	.333	--	--	8-15	.533	39	19-0	13	8	7	7	50-2.6
Hippen	17-1	90	10-27	.370	--	--	4-7	.571	19	11-0	10	9	2	3	24-1.4
Parker	3-0	5	1-2	.500	--	--	0-0	--	0	1-0	0	1	0	0	2-0.7
Harris	7-0	28	2-4	.500	--	--	0-0	---	2	1-0	3	4	0	2	4-0.6
Hill	3-0	7	0-0	.000	--	--	0-2	.000	0	0-0	1	4	0	0	0-0.0
UW	28	5600	803-1646	.488	--	--	361-496	.728	900	514-18	456	374	61	149	1967-70.3
Opp	28	5600	807-1659	.486	--	--	399-555	.719	965	501-13	426	392	60	162	2013-71.9

1985-86 (12-16, 4-14)

Name	GP-GS	MIN	FG-FGA	FG%	3FG-FGA	3FG%	FT-FTA	FT%	Reb.	PF-D	A	TO	BLK	STL	PTS-AVG
Olson	28	983	237-485	.489	--	--	97-110	.882	67	55-2	43	55	1	33	571-20.4
Smith	15	433	84-153	.549	--	--	30-46	.652	24	18-0	44	31	0	7	198-13.2
Weber	28	804	131-258	.508	--	--	67-89	.753	161	92-4	55	63	28	26	329-11.8
Ripley	28	893	101-195	.518	--	--	41-55	.745	194	90-5	50	51	6	29	243-8.7
Heineman	22	676	65-142	.458	--	--	44-55	.800	76	53-3	100	43	2	18	174-7.9
Steinhaus	28	545	79-182	.434	--	--	16-25	.640	87	78-4	43	30	0	26	174-6.2
Jackson	13	200	35-83	.422	--	--	5-10	.500	18	18-1	24	21	0	9	75-5.8
Molaski	28	497	44-84	.524	--	--	36-54	.667	75	38-1	55	40	2	19	124-4.4
Laszewski	21	233	24-54	.444	--	--	13-21	.619	36	32-0	12	18	6	7	61-3.1
Robertson	13	69	5-16	.313	--	--	8-18	.444	13	4-0	1	6	3	0	18-1.4
Schubring	22	251	8-32	.250	--	--	9-15	.600	39	41-1	15	15	3	6	25-1.1
Willey	9	18	1-2	.500	--	--	2-4	.500	4	2-0	0	6	0	1	4-0.4
UW	28	5600	814-1686	.483	--	--	368-502	.733	892	521-21	442	382	51	181	1996-71.3
Opp.	28	5600	846-1637	.517	--	--	399-541	.738	947	519-17	412	418	74	169	2091-74.7

1986-87 (14-17, 4-14)

Name	GP-GS	MIN	FG-FGA	FG%	3FG-FGA	3FG%	FT-FTA	FT%	Reb.	PF-D	A	TO	BLK	STL	PTS-AVG
Weber	31	993	182-324	.562	--	--	105-141	.745	251	108-7	69	77	45	41	469-15.1
Jackson	28	596	129-289	.446	46-103	.447	46-59	.780	36	62-4	38	58	1	33	350-12.5
Smith	31	832	126-301	.419	59-139	.424	45-63	.714	54	36-0	75	69	1	24	356-11.5
Heineman	28	896	99-190	.521	29-61	.475	61-84	.726	127	76-5	137	68	1	20	288-10.3
Jones	31	686	101-181	.558	--	--	52-88	.591	99	83-3	21	50	10	9	254-8.2
Ripley	31	902	70-160	.438	17-32	.531	25-38	.658	149	61-0	55	45	9	24	182-5.9
Portmann	29	401	37-72	.514	--	--	32-55	.582	65	60-3	19	40	13	8	106-3.7
Molaski	27	450	26-60	.433	1-5	.200	28-40	.700	54	29-0	68	33	0	9	81-3.0
Tapp	24	286	23-67	.343	3-9	.333	5-8	.625	30	37-0	27	23	1	10	54-2.3
Fleming	15	68	10-25	.400	5-9	.556	2-6	.400	9	10-0	2	6	0	1	27-1.8
Robertson	11	41	4-14	.286	0-0	--	2-4	.500	14	5-0	1	7	2	1	10-0.9
Schubring	21	124	6-13	.462	0-0	--	4-10	.400	24	13-0	2	3	0	5	16-0.8
UW	31	6275	813-1696	.479	160-358	.447	407-596	.683	982	580-22	506	482	83	185	2193-70.7
Opp.	31	6275	846-1793	.472	87-233	.373	434-636	.682	1087	598-18	479	451	84	234	2213-71.4

1987-88 (12-16, 6-12)

Name	GP-GS	MIN	FG-FGA	FG%	3FG-FGA	3FG%	FT-FTA	FT%	Reb.	PF-D	A	TO	BLK	STL	PTS-AVG
Jackson	28	1032	192-426	.451	74-164	.451	88-106	.106	98	59-1	4	66	59	59	546-19.5
Jones	26	832	176-309	.570	0-1	.000	89-124	.121	26	83-5	17	50	14	14	441-17.0
Locum	28	478	58-137	.423	41-93	.441	30-35	.41	41	45-0	2	35	16	16	187-6.7
Molaski	28	745	49-128	.383	6-17	.353	54-67	.106	104	68-1	3	53	42	42	158-5.6
Tapp	28	551	62-129	.481	4-12	.333	25-43	.51	43	48-1	0	41	14	14	153-5.5
Portmann	28	681	62-160	.388	--	--	27-49	.101	33	94-7	25	57	16	16	151-5.4
Tompkins	27	427	46-95	.484	0-3	.000	28-54	.88	32	24-1	9	43	7	7	120-4.4
Schubring	28	527	41-89	.461	--	--	11-36	.101	29	71-2	5	30	9	9	93-3.3
Robinson	19	266	19-48	.396	--	--	25-33	.34	30	19-0	1	33	18	18	63-3.3
Simms	2	18	1-4	.250	--	--	2-5	.7	3	1-0	0	2	0	0	4-2.0
Fleming	7	45	2-5	.400	1-2	.500	3-4	.2	3	3-0	0	9	1	1	8-1.1
Willey	8	18	1-2	.500	--	--	2-4	.3	0	2-0	1	2	0	0	4-0.5
Robertson	15	32	1-7	.143	--	--	3-9	.6	0	1-0	1	7	0	0	5-0.3
UW	28	5650	710-1539	.461	126-292	.432	387-569	.841	442	518-18	68	429	196	196	1933-69.0
Opp.	28	5650	784-1585	.495	108-264	.409	408-560	.968	462	562-26	84	461	199	199	2084-74.4

1988-89 (18-12, 8-10)

Name	G	MIN	FG-FGA	FG%	3FG-FGA	3FG%	FT-FTA	FT%	Reb.	PF-D	A	TO	BLK	STL	PTS-AVG.
Jones	30	1062	231-449	.514	0-2	.000	149-199	.749	141	91-4	35	65	12	26	611-20.4
Jackson	30	1099	201-408	.493	73-163	.448	99-133	.744	90	79-0	101	91	1	50	574-19.1
Locum	30	733	83-168	.494	54-111	.486	45-55	.818	71	52-1	60	29	3	25	265-8.8
Simms	30	627	84-162	.519	1-2	.500	21-53	.396	99	64-4	52	49	12	27	190-6.3
Tompkins	12	214	23-35	.657	0-1	.000	17-33	.515	46	14-0	10	15	8	2	63-5.3
Molaski	30	830	48-107	.449	11-34	.324	41-54	.759	83	60-0	108	54	2	40	150-5.0
Portmann	30	689	63-113	.558	--	--	9-18	.500	112	93-6	42	32	34	26	135-4.5
Gillespie	6	33	6-9	.667	--	--	2-7	.286	8	4-0	4	3	1	2	14-2.3
Good	9	34	3-12	.250	3-5	.600	6-7	.857	2	1-0	1	6	0	1	15-1.7
Schubring	29	465	19-47	.404	--	--	7-21	.333	102	61-1	11	22	9	8	45-1.6
Ellenson	9	60	4-8	.500	2-2	1.000	1-2	.500	9	8-0	4	6	1	1	11-1.2
Willey	9	27	4-8	.500	--	--	0-0	.000	5	4-0	0	7	3	3	8-0.9
Robertson	11	32	2-7	.286	--	--	3-5	.600	8	1-0	0	3	0	0	7-0.6
Robinson	16	91	0-5	.000	--	--	6-13	.462	15	4-0	17	9	0	7	6-0.4
Douglass	14	54	3-8	.375	0-1	.000	0-6	.000	8	5-0	5	6	0	2	6-0.4
UW	30	6050	774-1546	.501	144-321	.449	406-606	.670	859	541-16	450	401	86	220	2100-70.0
Opp.	30	6050	699-1503	.465	--	--	438-606	.723	885	583-21	367	470	71	162	1941-64.7

1989-90 (14-17, 4-14)

Name	G	MIN	FG-FGA	FG%	3FG-FGA	3FG%	FT-FTA	FT%	Reb.	PF-D	A	TO	BLK	STL	PTS-AVG
Jones	31	1043	215-412	.522	0-4	.000	118-188	.628	140	91-5	26	68	15	20	548-17.7
Simms	30	970	153-284	.539	2-6	.333	92-146	.630	145	85-2	97	99	11	33	400-13.3
Locum	30	792	94-194	.485	67-143	.469	40-45	.889	69	61-1	67	35	0	33	295-9.8
Tompkins	28	719	73-146	.500	0-2	.000	40-80	.500	178	67-2	29	56	10	17	186-6.6
Good	30	471	41-111	.369	31-81	.383	57-63	.905	21	35-0	37	25	0	12	170-5.7
Hisle	31	516	46-126	.365	17-52	.327	32-46	.696	44	48-1	33	46	7	18	141-4.5
Portmann	31	652	53-127	.417	0-2	.000	9-25	.360	134	77-2	37	42	30	24	115-3.7
Douglass	31	525	32-72	.444	9-19	.474	13-18	.722	41	49-1	65	41	1	17	86-2.8
Ellenson	30	368	26-54	.481	1-2	.500	5-17	.294	57	32-0	39	18	4	12	58-1.9
Robinson	9	71	3-8	.375	--	--	6-6	1.000	13	13-0	11	7	0	3	12-1.3
Harrell	19	123	8-24	.333	--	--	4-8	.500	19	11-0	4	11	0	6	20-1.1
UW	31	6250	744-1558	.478	121-311	.390	416-642	.648	933	569-14	445	450	78	195	2031-65.5
Opp.	31	6250	721-1591	.453	117-313	.373	445-622	.715	951	580-16	363	440	59	189	2004-64.6

1990-91 (15-15, 8-10)

Name	G	MIN	FG-FGA	FG%	3FG-FGA	3FG%	FT-FTA	FT%	Reb.	PF-D	A	TO	BLK	STL	PTS-AVG
Simms	29	921	153-267	.573	1-3	.333	114-179	.637	149	91-5	98	101	4	27	421-14.5
Tompkins	30	1091	164-258	.636	0-2	.000	95-147	.646	264	66-1	78	81	25	23	423-14.1
Locum	30	871	107-212	.505	65-134	.485	51-59	.864	75	52-3	53	54	3	25	330-11.0
Hisle	28	660	71-170	.418	34-97	.351	68-94	.723	62	44-0	52	57	1	13	244-8.7
Ellenson	30	712	71-159	.447	33-87	.379	27-34	.794	83	55-1	46	45	10	18	202-6.7
McGee	26	380	51-105	.486	--	--	28-46	.609	45	44-2	18	32	16	10	130-5.0
Good	24	312	29-70	.414	22-49	.449	24-27	.889	17	18-1	24	14	0	3	104-4.3
Ely	20	177	27-48	.563	--	--	11-22	.500	35	17-0	2	14	20	2	65-3.3
Peters	28	419	29-59	.492	18-43	.419	7-11	.636	24	47-1	50	31	3	21	83-3.0
Weaver	16	95	15-34	.441	10-18	.556	6-9	.667	14	7-0	4	13	2	3	46-2.9
Douglass	21	305	12-45	.267	3-12	.250	16-21	.762	23	32-0	30	23	3	8	43-2.1
Harrell	23	159	11-33	.333	--	--	1-7	.143	32	28-0	6	19	6	4	23-1.0
Johnsen	12	41	2-14	.143	0-5	.000	2-2	1.000	6	6-0	7	4	0	2	6-0.5
Johnson	8	33	1-2	.500	--	--	1-3	.333	8	7-0	1	3	3	1	3-0.4
UW	30	--	743-1476	.503	186-450	.413	451-661	.682	900	514-14	469	482	96	160	2123-70.8
Opp.	30	--	801-1701	.471	134-370	.362	358-517	.693	893	569-15	410	386	62	221	2094-69.8

1991-92 (13-18, 4-14)

Name	G	MIN	FG-FGA	FG%	3FG-FGA	3FG%	FT-FTA	FT%	Reb.	PF-D	A	TO	BLK	STL	PTS-AVG
Webster	31	1077	186-419	.444	75-153	.490	90-115	.783	116	65-1	151	111	6	48	537-17.3
Finley	31	920	130-287	.453	26-72	.361	95-128	.742	152	73-3	85	87	24	27	381-12.3
McGee	30	717	123-222	.554	--	--	72-132	.545	133	71-1	29	53	19	23	318-10.6
Ely	30	523	82-163	.503	--	--	31-55	.564	98	58-2	7	34	41	14	195-6.5
Good	30	421	52-112	.464	38-83	.458	36-43	.837	13	25-0	24	21	0	9	178-5.9
Petersen	28	406	53-99	.535	--	--	34-52	.654	75	49-1	4	17	22	7	140-5.0
Douglass	30	576	49-104	.471	10-24	.417	27-30	.900	68	40-0	47	38	5	26	135-4.5
Peters	29	449	27-66	.409	12-39	.308	20-27	.741	45	39-1	37	26	2	28	86-3.0
Johnson	31	500	38-70	.543	--	--	13-24	.542	98	74-1	8	17	27	9	89-2.9
Schell	21	145	14-38	.368	12-28	.429	7-9	.778	11	10-0	5	7	1	5	47-2.2
Kilbride	15	96	6-23	.261	5-16	.313	14-17	.824	4	14-0	4	13	0	2	31-2.1
Harrell	22	215	18-44	.409	--	--	9-18	.500	31	31-0	8	15	4	4	45-2.0
Moore	5	26	3-8	.375	--	--	3-6	.500	12	5-0	1	2	2	1	9-1.8
Kelley	19	108	11-22	.500	1-1	1.000	8-19	.421	22	15-0	0	10	0	2	31-1.6
Johnsen	12	46	0-12	.000	0-4	.000	4-7	.571	6	7-0	6	3	0	3	4-0.3
UW	31	6225	792-1689	.469	463-682	.426	463-682	.679	966	--	416	456	153	208	2226-71.8
Opp.	31	6225	790-1697	.466	503-689	.379	503-689	.730	1036	--	417	493	101	217	2207-71.2

1992-93 (14-14, 7-11)

Name	G	MIN	FG-FGA	FG%	3FG-FGA	3FG%	FT-FTA	FT%	Reb.	PF-D	A	TO	BLK	STL	PTS-AVG
Finley	28	979	223-478	.467	63-173	.364	111-144	.771	161	79-3	86	76	18	49	620-22.1
Webster	28	969	139-354	.393	45-134	.336	72-89	.809	96	60-0	179	80	2	66	395-14.1
Johnsen	27	537	65-171	.380	49-126	.389	3-11	.273	38	38-0	19	21	2	8	182-6.7
Kilbride	27	579	58-137	.423	49-107	.458	16-20	.800	34	67-0	37	52	1	25	181-6.7
Ely	28	389	80-131	.611	--	--	17-45	.378	104	60-0	5	24	31	8	177-6.3
Petersen	27	302	58-93	.624	--	--	27-39	.692	44	49-0	1	26	4	11	143-5.3
Kelley	28	582	55-130	.423	0-2	.000	31-45	.689	116	51-0	24	38	5	10	141-5.0
Harrell	28	524	48-104	.462	--	--	34-47	.723	90	63-2	13	28	4	13	130-4.6
McGee	16	194	19-40	.475	--	--	15-30	.500	50	26-0	10	15	6	7	53-3.3
Carl	21	109	16-28	.571	7-11	.636	7-13	.538	9	17-0	19	15	0	5	46-2.2
McDuffie	25	123	15-36	.417	--	--	5-14	.357	34	22-0	3	15	1	2	35-1.4
Conger	13	94	6-20	.300	6-17	.353	--	--	7	11-0	7	11	0	2	18-1.4
Moore	9	26	4-8	.500	--	--	2-2	1.000	9	0-0	0	4	0	2	10-1.1
Johnson	26	234	7-20	.350	--	--	10-16	.625	39	28-0	3	6	16	5	24-0.9
Timmerman	3	9	0-4	.000	--	--	1-4	.250	4	0-0	2	0	0	1	1-0.3
UW	28	5650	793-1754	.452	219-570	.384	351-519	.676	910	--	408	414	90	214	2156-77.0
Opp.	28	5650	755-1599	.472	104-315	.330	504-681	.740	1043	--	375	506	89	194	2118-75.6

1993-94 (18-11, 8-10)

Name	G	MIN	FG-FGA	FG%	3FG-FGA	3FG%	FT-FTA	FT%	Reb.	PF-D	A	TO	BLK	STL	PTS-AVG
Finley	29	1046	208-446	.466	66-182	.363	110-140	.786	194	67-1	92	75	21	40	592-20.4
Griffith	25	672	127-236	.538	--	--	94-162	.580	212	67-2	24	61	66	9	348-13.9
Webster	29	897	120-272	.441	47-119	.395	45-63	.714	79	55-1	171	72	5	69	332-11.4
Petersen	29	498	93-157	.592	--	--	48-72	.667	121	69-2	9	33	18	9	234-8.1
Kilbride	29	717	69-164	.421	54-131	.412	22-27	.815	76	89-6	55	46	0	19	214-7.4
Roberts	28	482	54-149	.362	25-81	.309	20-32	.625	61	32-0	20	41	3	12	153-5.5
Kelley	28	542	60-130	.462	3-10	.300	24-38	.632	130	83-3	21	46	3	11	147-5.3
Johnsen	24	247	26-66	.394	22-55	.400	2-5	.400	21	25-0	19	8	0	10	76-3.2
Moore	12	72	12-21	.571	--	--	10-11	.909	17	10-0	2	3	2	1	34-2.8
Hoskins	22	245	18-51	.353	5-23	.217	19-26	.731	27	23-0	46	30	0	15	60-2.7
Johnson	28	305	17-40	.425	--	--	7-18	.389	57	64-1	7	17	17	4	41-1.5
McDuffie	12	49	8-14	.571	--	--	1-5	.200	10	6-0	4	10	0	1	17-1.4
Conger	10	28	4-9	.444	3-8	.375	--	--	2	2-0	2	3	0	1	11-1.1
UW	29	5800	816-1755	.465	225-609	.369	402-599	.671	1090	--	472	449	135	201	2259-77.9
Opp.	29	5800	736-1754	.420	156-466	.335	471-667	.706	1055	--	383	442	83	241	2099-72.4

1994-95 (13-14, 7-11)

Name	G	MIN	FG-FGA	FG%	3FG-FGA	3FG%	FT-FTA	FT%	Reb.	PF-D	A	TO	BLK	STL	PTS-AVG
Finley	27	1000	178-470	.379	58-204	.284	140-181	.773	141	73-1	108	80	15	52	554-20.5
Griffith	26	756	167-295	.566	--	--	113-195	.579	281	69-3	21	76	58	11	447-17.2
Kilbride	25	707	57-152	.375	54-134	.403	18-26	.692	51	89-3	49	43	0	19	186-7.4
Hoskins	27	798	55-142	.387	18-49	.367	55-71	.775	85	77-4	92	80	2	32	183-6.8
Mason	25	382	41-122	.336	21-62	.339	23-39	.590	49	53-2	20	51	6	10	126-5.0
Daugherty	26	398	43-123	.350	13-47	.277	20-34	.588	99	61-1	13	33	8	11	119-4.6
Kelley	27	498	52-116	.448	3-7	.429	15-37	.405	91	71-1	15	36	3	15	122-4.5
Peterson	18	129	21-57	.368	13-36	.361	12-17	.706	20	18-1	4	2	1	2	67-3.7
Roberts	10	186	12-35	.343	4-16	.350	9-12	.750	26	11-0	8	9	0	4	37-3.7
Nwachukwu	27	291	22-49	.449	--	--	26-55	.473	76	41-0	0	13	4	5	70-2.6
Moore	21	178	20-37	.541	--	--	6-10	.600	43	33-0	10	16	5	10	46-2.2
Conger	10	19	2-3	.667	2-3	.667	1-2	.500	1	4-0	1	1	0	1	7-0.7
Coleman	10	25	2-6	.333	--	--	2-6	.333	8	7-0	0	4	1	0	6-0.6
Carlin	7	16	0-4	.000	0-3	.000	0-2	.000	6	1-0	2	1	0	0	0-0.0
Vraney	1	1	--	--	--	--	--	--	0	0-0	0	0	0	0	0-0.0
UW	27	5384	672-1611	.417	186-561	.332	440-687	.640	1062	--	343	448	103	172	1970-73.0
Opp.	27	5384	661-1612	.410	140-441	.317	472-696	.678	1061	--	328	428	86	181	1934-71.6

1995-96 (18-14, 9-9)

Name	G	MIN	FG-FGA	FG%	3FG-FGA	3FG%	FT-FTA	FT%	Reb.	PF-D	A	TO	BLK	STL	PTS-AVG
Okey	32	1024	151-343	.440	21-72	.292	100-142	.704	218	101-2	100	77	42	35	423-13.2
Peterson	30	824	118-282	.418	29-96	.302	79-107	.738	113	62-1	50	62	1	18	344-11.5
Daugherty	32	996	125-272	.460	12-39	.308	70-96	.729	202	95-2	33	56	13	22	332-10.4
Hoskins	9	277	26-57	.456	9-27	.333	24-31	.774	18	17-0	35	23	0	15	85-9.4
Auriantal	32	904	96-213	.451	35-88	.398	50-76	.658	76	71-1	67	77	1	43	277-8.7
Mason	13	340	37-93	.398	10-31	.323	28-33	.848	31	29-1	22	27	6	15	112-8.6
Duany	2	22	4-7	.571	3-4	.750	4-4	1.000	3	1-0	0	0	0	0	15-7.5
Hall	28	526	60-155	.387	49-132	.371	26-33	.788	36	25-0	58	57	2	9	195-7.0
Nwachukwu	31	702	59-119	.496	--	--	63-108	.583	167	87-2	11	46	5	21	181-5.8
Carlin	29	470	26-75	.347	21-56	.375	16-20	.800	33	49-1	36	34	2	18	89-3.1
Vraney	13	30	9-14	.643	--	--	5-6	.833	13	3-0	0	0	0	0	23-1.8
Coleman	25	216	10-21	.476	--	--	6-18	.333	59	36-2	0	12	18	3	26-1.0
Hayes	2	6	1-1	1.000	--	--	--	--	2	0-0	0	0	0	0	2-1.0
Kosolcharoen	18	108	4-20	.200	0-6	.000	2-6	.333	16	18-0	3	7	1	2	10-0.6
Burkemper	3	3	--	--	--	--	--	--	0	0-0	0	1	0	0	0-0.0
Malinowski	2	2	--	--	--	--	--	--	0	0-0	0	0	0	0	0-0.0
UW	32	6450	726-1672	.434	189-551	.343	473-680	.696	1071	594-12	415	486	91	201	2114-66.1
Opp.	32	6450	733-1704	.430	199-564	.353	408-610	.669	1051	728--	408	488	118	225	2073-64.8

1996-97 (18-10, 11-7)

Name	G	MIN	FG-FGA	FG%	3FG-FGA	3FG%	FT-FTA	FT%	Reb.	PF-D	A	TO	BLK	STL	PTS-AVG
Grant	28	765	129-261	.494	0-1	.000	92-129	.713	145	82-5	21	62	34	14	350-12.5
Okey	27	833	103-239	.431	16-48	.333	80-125	.640	230	90-5	77	63	24	32	302-11.2
Daugherty	28	795	104-235	.443	17-48	.354	45-65	.692	151	78-2	22	39	13	17	270-9.6
Mason	4	81	9-25	.360	3-9	.333	16-20	.800	11	7-0	5	9	2	5	37-9.2
Calderwood	27	886	71-202	.351	39-117	.333	57-72	.792	87	71-1	101	68	5	63	238-8.8
Auriantal	28	459	49-121	.331	28-86	.326	23-40	.441	75	31-0	42	29	2	25	137-5.0
Duany	27	631	47-142	.405	20-49	.408	15-34	.575	39	72-3	11	45	1	6	141-5.1
Kosolcharoen	28	575	39-110	.355	12-37	.324	27-33	.818	45	66-3	24	55	2	16	117-4.2
Coleman	27	211	11-23	.478	--	--	8-25	.320	37	24-1	2	15	13	3	30-1.1
Burkemper	24	300	4-15	.267	1-7	.143	7-8	.875	25	33-1	25	19	0	5	16-0.7
Shafer	7	23	0-4	.000	0-2	.000	4-8	.500	1	1-0	2	0	0	0	4-0.6
Vraney	11	24	2-8	.250	--	--	2-2	1.000	6	3-0	0	0	0	1	6-0.5
Schumacher	6	15	1-3	.333	1-2	.500	0-2	.000	4	0-0	0	0	0	0	3-0.5
Meiners	4	5	1-1	1.000	--	--	--	--	2	2-0	0	0	0	0	2-0.5
Quest	10	22	0-2	.000	--	--	1-6	.167	10	4-0	0	3	1	0	1-0.1
UW	28	5650	570-1391	.410	137-406	.337	377-569	.663	951	564-21	332	422	97	187	1654-59.1
Opp.	28	5650	502-1329	.378	128-408	.314	416-612	.680	885	525-8	236	437	73	195	1548-55.3

1997-98 (12-19, 3-13)

Name	G	MIN	FG-FGA	FG%	3FG-FGA	3FG%	FT-FTA	FT%	Reb.	PF-D	A	TO	BLK	STL	PTS-AVG
Mason	31	885	149-378	.394	54-161	.335	128-157	.815	106	87-3	46	96	13	14	480-15.5
Daugherty	31	818	125-282	.443	11-34	.324	75-105	.714	192	77-2	33	51	18	14	336-10.8
Auriantal	29	759	72-205	.351	27-87	.310	38-53	.717	99	72-0	64	55	2	46	209-7.2
Vershaw	31	649	59-134	.440	4-10	.400	42-72	.583	83	48-0	52	45	8	10	164-5.3
Kowske	31	582	58-117	.496	--	--	41-61	.672	120	71-3	14	30	18	10	157-5.1
Duany	29	422	48-150	.320	16-81	.198	18-27	.667	50	27-0	10	23	9	8	130-4.5
Kelley	31	868	44-108	.407	11-38	.289	30-38	.789	63	102-8	55	39	4	58	129-4.2
Coleman	30	432	37-64	.578	--	--	35-63	.556	89	62-2	4	28	15	10	109-3.6
Okey	9	226	29-71	.408	5-12	.417	25-34	.735	44	31-2	23	18	5	8	88-9.8
Linton	21	205	20-51	.392	1-3	.333	12-19	.632	29	17-0	8	18	2	0	53-2.5
Burkemper	31	384	3-18	.167	1-11	.091	15-23	.652	26	47-0	39	19	1	10	22-0.7
Vraney	6	11	0-0	.000	--	--	--	--	4	1-0	0	1	0	0	0-0.0
Chambers	7	11	0-1	.000	0-1	.000	--	--	3	0-0	0	0	0	1	0-0.0
UW	31	6250	644-1579	.408	130-438	.297	459-652	.704	996	642-20	348	431	95	189	1877-60.5
Opp.	31	6250	643-1513	.425	197-553	.356	457-689	.663	1034	602--	354	482	98	186	1940-62.6

1998-99 (22-10, 9-7)

Name	G	MIN	FG-FGA	FG%	3FG-FGA	3FG%	FT-FTA	FT%	Reb.	PF-D	A	TO	BLK	STL	PTS-AVG
Mason	32	937	162-419	.387	78-208	.375	137-169	.811	137	76-3	61	79	13	28	539-16.8
Calderwood	32	906	99-250	.396	55-165	.333	45-57	.789	94	77-2	104	70	0	48	298-9.3
Vershaw	32	810	84-185	.454	0-3	.000	61-75	.813	97	54-0	56	47	11	8	229-7.2
Bryant	31	516	72-161	.447	46-119	.387	4-5	.800	40	26-0	17	8	1	15	194-6.3
Kowske	32	784	85-148	.574	--	--	23-52	.442	157	85-4	10	35	27	16	193-6.0
Wills	32	602	52-98	.531	0-3	.000	40-52	.769	106	67-1	21	30	5	13	144-4.5
Kelley	32	891	45-94	.479	3-14	.214	49-65	.754	86	86-3	86	20	6	62	142-4.4
Auriantal	24	349	30-83	.361	10-29	.345	21-30	.700	34	37-1	33	28	2	19	91-3.8
Duany	21	123	18-43	.419	9-25	.360	7-10	.700	19	9-0	5	10	3	2	52-2.5
Linton	32	400	29-67	.433	--	--	16-22	.727	72	57-0	30	31	10	10	74-2.3
Davis	12	37	2-12	.167	2-4	.500	7-14	.500	7	5-0	6	5	0	1	13-1.1
Faust	6	10	2-4	.500	--	--	2-3	.667	2	1-0	1	0	0	0	6-1.0
Burkemper	9	34	2-3	.667	1-1	1.000	1-4	.250	4	3-0	2	3	0	2	6-0.7
Moriarity	7	14	2-3	.667	0-1	.000	--	--	3	2-0	1	0	0	0	4-0.6
Sessoms	7	12	0-2	.000	--	--	--	--	3	2-0	0	3	0	0	0-0.0
UW	32	6425	685-1573	.435	204-572	.357	413-558		948	587-14	433	377	78	224	1987-62.1
Opp.	32	6425	613-1504	.408	161-478	.331	379-564		993	568--	313	486	88	159	1766-55.2

1999-00 (22-14, 8-8)

Name	G	MIN	FG-FGA	FG%	3FG-FGA	3FG%	FT-FTA	FT%	Reb.	PF-D	A	TO	BLK	STL	PTS-AVG
Vershaw	36	1122	148-326	.454	21-40	.525	106-144	.736	153	69-0	118	67	26	21	423-11.8
Kowske	36	990	137-235	.583	0-1	.000	57-88	.648	222	102-1	15	37	27	10	331-9.2
Bryant	36	924	99-256	.387	74-200	.370	24-38	.632	87	59-1	45	29	4	28	296-8.2
Boone	36	592	74-216	.343	16-73	.219	57-78	.731	110	66-3	57	51	13	34	221-6.1
Duany	34	463	58-160	.363	47-120	.392	15-23	.652	57	35-0	14	22	6	9	178-5.2
Kelley	36	1050	54-96	.563	6-22	.273	66-89	.742	83	112-2	114	35	8	95	180-5.0
Linton	35	592	62-138	.449	6-17	.353	27-39	.692	95	58-1	27	47	13	10	157-4.5
Wills	36	561	50-135	.370	9-33	.273	23-34	.676	92	78-2	16	28	4	5	132-3.7
Penney	34	433	45-135	.333	23-77	.299	14-19	.737	48	29-1	27	42	1	8	127-3.7
Davis	36	364	28-73	.384	3-17	.176	18-40	.450	54	36-0	45	35	0	13	77-2.1
Swartz	17	79	7-13	.538	--	--	11-21	.524	10	10-0	0	4	0	3	25-1.5
Faust	8	12	2-4	.500	1-1	1.000	1-2	.500	3	1-0	0	1	0	0	6-0.8
Smith	11	18	1-6	.167	1-1	1.000	1-2	.500	3	3-0	0	0	0	0	4-0.4
UW	36	7200	765-1793	.427	207-602	.344	420-617	.681	1107	658-11	478	408	102	236	2157-59.9
Opp.	36	7200	683-1720	.397	189-551	.343	452-652	.693	1173	630--	361	513	98	177	2007-55.8

2000-01 (18-11, 9-7)

Name	G	MIN	FG-FGA	FG%	3FG-FGA	3FG%	FT-FTA	FT%	Reb.	PF-D	A	TO	BLK	STL	PTS-AVG
Boone	29	900	121-294	.412	42-127	.331	88-118	.746	120	67-1	59	68	12	36	372-12.8
Penney	29	824	108-245	.441	70-162	.432	40-56	.714	88	45-0	32	44	5	17	326-11.2
Vershaw	29	886	79-203	.389	6-35	.171	86-119	.723	119	49-0	85	55	12	10	250-8.6
Kowske	29	764	79-145	.545	1-3	.333	45-79	.570	157	87-3	11	32	14	18	204-7.0
Linton	21	348	46-114	.404	7-24	.292	19-24	.792	71	26-0	20	18	11	8	118-5.6
Kelley	29	903	48-106	.453	11-37	.297	47-64	.734	66	88-4	89	40	8	60	154-5.3
Bower	21	293	28-63	.444	22-50	.440	13-16	.813	24	37-0	6	14	1	5	91-4.3
Wills	29	521	39-97	.402	14-26	.538	29-39	.744	88	66-2	19	29	2	8	121-4.2
Davis	21	259	15-46	.326	0-8	.000	17-30	.567	33	24-0	28	20	0	8	47-2.2
Mader	17	82	6-18	.333	--	--	6-8	.750	27	18-0	3	5	3	0	18-1.1
Owens	18	69	5-12	.417	1-4	.250	7-12	.583	3	10-0	5	5	0	1	18-1.0
Ukawuba	5	7	1-2	.500	--	--	--	--	1	0-0	0	1	0	0	2-0.4
Gruszczynski	6	10	0-2	.000	--	--	2-3	.667	2	2-0	0	0	0	0	2-0.3
Schmit	5	9	0-2	.000	0-1	.000	--	--	0	1-0	1	0	0	1	0-0.0
UW	29	5875	575-1349	.426	174-477	.365	399-568	.702	869	520-10	358	337	68	172	1723-59.4
Opp.	29	5875	560-1364	.411	158-485	.326	363-514	.706	858	559--	286	367	89	138	1641-56.6

2001-02 (19-13, 11-5)

Name	G	MIN	FG-FGA	FG%	3FG-FGA	3FG%	FT-FTA	FT%	Reb.	PF-D	A	TO	BLK	STL	PTS-AVG
Penney	32	1040	167-368	.454	62-161	.385	86-112	.768	157	66-2	55	79	3	20	482-15.1
Harris	32	1094	117-283	.413	59-161	.366	101-130	.777	105	68-0	56	53	18	43	394-12.3
Wills	32	965	112-235	.477	31-83	.373	70-106	.660	165	91-3	58	66	8	18	325-10.2
Wilkinson	32	903	94-212	.443	18-54	.333	93-123	.756	171	77-1	48	51	14	40	299-9.3
Owens	32	760	108-240	.450	20-55	.364	24-40	.600	87	67-2	30	45	0	23	260-8.1
Davis	32	1032	79-192	.411	15-52	.288	75-112	.670	139	74-2	126	60	1	29	248-7.8
Mader	32	466	41-98	.418	--	--	14-21	.667	83	77-2	21	39	14	9	96-3.0
Plank	27	173	8-34	.235	4-18	.222	5-7	.714	24	13-0	10	11	1	3	25-0.9
Hanson	14	36	4-12	.333	2-9	.222	2-2	1.000	4	3-0	2	3	1	1	12-0.9
Buchanan	2	1	1-1	1.000	--	--	--	--	0	1-0	0	0	0	0	2-1.0
Peek	2	1	--	--	--	--	1-2	.500	0	0-0	0	0	0	0	1-0.5
Ukawuba	4	3	--	--	--	--	--	--	0	0-0	1	1	0	0	0-0.0
Boettcher	2	1	--	--	--	--	--	--	0	0-0	0	0	0	0	0-0.0
Jackson	1	0	--	--	--	--	--	--	0	0-0	0	0	0	0	0-0.0
UW	32	6475	731-1675	.436	211-593	.356	471-655	.719	1032	537-12	407	414	60	188	2144-67.0
Opp.	32	6475	778-1707	.456	192-551	.348	353-515	.685	1038	633--	398	436	98	209	2101-65.7

2002-03 (24-8, 12-4)

Name	G	MIN	FG-FGA	FG%	3FG-FGA	3FG%	FT-FTA	FT%	Reb.	PF-D	A	TO	BLK	STL	PTS-AVG
Penney	32	1119	183-410	.446	62-161	.385	91-121	.752	191	53-0	100	80	5	25	519-16.2
Harris	32	1100	132-285	.463	53-137	.387	90-119	.756	147	69-1	98	51	18	65	407-12.7
Tucker	32	1016	139-261	.533	18-58	.310	89-130	.685	189	78-0	34	41	10	28	385-12.0
Owens	32	916	115-259	.444	27-77	.351	73-89	.820	56	52-0	53	50	0	20	330-10.3
Wilkinson	32	997	113-261	.433	21-71	.296	81-103	.786	216	83-3	50	45	31	39	328-10.3
Wade	32	646	42-86	.488	11-29	.379	12-22	.545	59	45-0	59	32	4	27	107-3.3
Mader	26	241	28-61	.459	--	--	9-14	.643	55	51-0	11	14	11	10	65-2.5
Helmigk	26	175	21-37	.568	1-2	.500	5-13	.385	30	27-0	13	15	6	4	48-1.8
Hanson	17	79	13-31	.419	7-16	.438	2-4	.500	9	3-0	2	1	1	2	35-2.1
Ukawuba	10	16	5-6	.833	--	--	0-1	.000	0	1-0	0	0	0	0	10-1.0
Nixon	17	70	4-17	.235	0-8	.000	0-1	.000	10	14-0	2	2	1	1	8-0.5
Chappell	8	11	1-4	.250	1-1	1.000	1-2	.500	3	0-0	0	1	1	0	4-0.5
Buchanan	8	10	1-3	.333	0-2	.000	--	--	0	1-0	1	0	0	0	2-0.3
Emerson	3	4	1-2	.500	0-1	.000	--	--	0	0-0	0	0	0	0	2-0.7
UW	32	6400	798-1723	.463	201-563	.357	453-619	.732	1045	478-4	423	334	88	221	2250-70.3
Opp.	32	6400	723-1675	.432	158-473	.334	295-410	.720	984	603--	354	440	84	150	1899-59.3

2003-04 (25-7, 12-4)

Name	G-S	MIN	FG-FGA	FG%	3FG-FGA	3FG%	FT-FTA	FT%	Reb.	PF-D	A	TO	BLK	STL	PTS-AVG
Harris	32-32	1162	189-412	.459	75-201	.373	171-216	.792	139	62-0	141	66	4	56	624-19.5
Wilkinson	32-32	1042	136-277	.491	28-81	.346	119-160	.744	219	68-0	62	49	41	52	419-13.1
Morley	32-7	810	111-231	.481	14-46	.304	50-67	.746	186	77-1	55	47	16	29	286-8.9
Wade	30-28	942	74-177	.418	9-51	.176	48-63	.762	103	50-0	79	45	11	31	205-6.8
Owens	29-29	743	71-177	.401	15-56	.268	31-55	.564	80	43-0	25	29	1	14	188-6.5
Hanson	32-1	621	49-131	.374	29-76	.382	26-42	.619	50	35-0	25	12	2	14	153-4.8
Nixon	31-0	345	35-75	.467	14-35	.400	11-17	.647	51	37-0	10	20	3	5	95-3.1
Helmigk	27-15	305	32-74	.432	1-2	.500	7-16	.438	41	45-1	14	16	5	5	72-2.7
Mader	28-14	295	29-64	.453	--	--	8-16	.500	70	54-0	9	23	7	9	66-2.4
Tucker	4-2	83	19-33	.576	3-7	.329	15-22	.682	18	7-0	1	5	0	2	156-4.0
Taylor	18-0	41	7-19	.368	2-8	.250	5-6	.833	2	4-0	1	3	0	1	21-1.2
Ukawuba	22-0	61	2-17	.118	0-1	.000	1-4	.250	7	11-0	3	2	0	2	5-0.2
UW	32	6450	754-1687	.447	190-564	.337	492-684	.719	1049	493-2	425	320	90	220	2190-68.4
Opp.	32	6450	671-1594	.421	144-433	.333	337-483	.698	967	633--	320	452	90	165	1823-57.0

2004-05 (25-9, 11-5)

Name	G-S	MIN	FG-FGA	FG%	3FG-FGA	3FG%	FT-FTA	FT%	Reb.	PF-D	A	TO	BLK	STL	PTS-AVG
Tucker	31-30	983	162-334	.485	23-73	.315	125-183	.683	189	40-1	52	60	2	22	472-15.2
Wilkinson	34-34	1081	179-349	.513	27-73	.370	101-148	.682	250	66-0	62	56	31	38	486-14.3
Taylor	34-12	816	85-224	.379	26-77	.338	89-116	.767	82	37-0	56	69	2	18	285-8.4
Chambliss	34-30	839	81-226	.358	60-154	.390	33-49	.673	82	65-1	95	41	0	20	255-7.5
Morley	33-17	750	84-178	.472	28-56	.500	47-72	.653	156	70-0	58	53	5	27	243-7.4
Hanson	34-34	1019	73-169	.432	55-121	.455	19-31	.613	82	65-1	59	28	1	20	220-6.5
Butch	27-0	261	35-83	.422	8-25	.320	20-34	.588	67	35-0	6	16	9	5	98-3.6
Nixon	33-1	385	31-79	.392	17-42	.405	5-8	.625	38	57-1	19	18	5	6	84-2.5
Helmigk	34-12	296	34-82	.415	--	--	14-24	.583	64	44-0	14	22	2	4	82-2.4
Flowers	30-0	270	12-39	.308	6-17	.353	7-14	.500	47	22-0	15	17	2	16	37-1.2
Stiemsma	10-0	27	5-6	.833	--	--	1-2	.500	6	5-0	0	1	2	1	11-1.1
Chappell	14-0	48	6-12	.500	0-1	.000	2-2	1.000	16	7-0	5	5	0	0	14-1.0
Bronson	12-0	16	1-5	.200	0-1	.000	--	--	0	1-0	3	0	0	2	2-0.2
Wade	1-0	9	0-3	.000	--	--	1-2	.500	2	2-0	0	0	1	0	1-1.0
UW	34	6800	788-1789	.440	250-640	.391	464-685	.677	1176	516-4	444	389	62	179	67.4
Opp.	34	6800	767-1805	.425	172-575	.299	341-504	.677	1054	658--	397	404	99	190	60.2

2005-06 (19-12, 9-7)

Name	G-S	MIN	FG-FGA	FG%	3FG-FGA	3FG%	FT-FTA	FT%	Reb.	PF-D	A	TO	BLK	STL	PTS-AVG
Tucker	31-31	1034	222-490	.453	17-68	.250	127-233	.545	177	40-0	53	63	7	19	588-19.0
Taylor	31-31	1064	140-364	.385	67-168	.399	92-111	.829	92	58-1	73	81	3	24	439-14.2
Butch	31-30	748	119-241	.494	22-69	.319	46-70	.657	185	75-2	42	40	24	23	306-9.9
Nixon	31-31	730	68-166	.410	46-127	.362	11-16	.688	54	54-0	46	19	9	12	193-6.2
Flowers	31-2	759	58-140	.414	27-69	.391	46-60	.767	101	63-0	61	41	5	39	189-6.1
Chappell	31-30	607	45-107	.421	6-17	.353	41-57	.719	132	72-0	56	35	18	14	137-4.4
Krabbenhoft	31-0	505	34-98	.347	8-29	.276	35-50	.700	130	70-2	44	35	6	11	111-3.6
Landry	16-0	246	36-76	.474	4-11	.364	20-28	.714	50	23-0	20	21	6	7	96-6.0
Gullikson	21-0	228	19-45	.422	--	--	27-34	.794	43	29-1	9	12	2	3	65-3.1
Stiemsma	16-0	187	21-38	.553	0-3	.000	3-7	.429	45	37-0	15	8	24	6	45-2.8
Williams	8-0	63	11-18	.611	1-5	.200	3-7	.429	21	2-0	2	1	0	1	26-3.3
Bronson	17-0	51	1-9	.111	1-5	.200	2-7	.286	4	7-0	0	2	0	6	5-0.3
Cain	11-0	14	2-2	1.000	--	--	0-2	.000	2	2-0	0	0	0	0	4-0.4
Barry	10-0	14	0-2	.000	0-2	.000	1-2	.500	3	1-0	0	1	0	0	1-0.1
UW	31	6250	776-1796	.432	199-573	.347	454-684	.664	1124	534-6	421	359	104	165	2205-71.1
Opp.	31	6250	737-1727	.427	182-535	.340	379-542	.699	1070	644-22	363	422	87	191	2035-65.6

2006-07 (30-6, 13-3)

Name	G-S	MIN	FG-FGA	FG%	3FG-FGA	3FG%	FT-FTA	FT%	Reb.	PF-D	A	TO	BLK	STL	PTS-AVG
Tucker	36-36	1181	256-545	.470	40-123	.325	164-249	.659	196	45-0	73	60	10	33	716-19.9
Taylor	36-36	1182	143-340	.421	68-177	.384	124-157	.790	81	23-0	70	61	2	18	478-13.3
Butch	30-29	584	97-204	.475	16-47	.340	55-94	.585	178	47-0	19	33	14	10	265-8.8
Flowers	36-36	1050	84-190	.442	27-86	.314	63-86	.733	141	87-1	105	52	9	58	258-7.2
Landry	36-6	692	81-156	.519	13-36	.361	36-64	.563	116	77-0	30	44	31	20	211-5.9
Krabbenhof	36-1	724	58-118	.492	10-25	.400	48-68	.706	173	56-1	58	37	3	20	174-4.8
Bohannon	33-0	495	49-110	.445	27-74	.365	26-31	.839	48	36-0	35	22	3	11	151-4.6
Chappell	36-36	535	37-87	.425	3-7	.429	29-45	.644	99	72-0	43	26	10	14	106-2.9
Stiemsma	34-0	336	27-54	.500	--	--	21-26	.808	56	61-0	38	33	30	3	75-2.2
Hughes	31-0	240	11-35	.314	6-18	.333	14-20	.700	32	23-0	11	19	0	11	42-1.4
Gullikson	24-0	126	16-26	.615	--	--	0-4	.000	17	13-0	7	4	3	4	32-1.3
Bronson	18-0	34	3-9	.333	0-3	.000	2-2	1.000	4	2-0	4	0	0	4	8-0.4
Perry	7-0	23	3-7	.429	--	--	1-2	.500	3	5-0	1	3	0	1	7-1.0
Cain	16-0	23	2-5	.400	0-1	.000	--	--	2	3-0	0	0	1	0	4-0.3
UW	36	7225	867-1886	.460	210-597	.352	583-848	.688	1258	551-2	494	116	116	207	2527-70.2
Opp.	36	7224	768-1875	.410	201-584	.344	346-526	.658	1094	774-25	378	104	104	200	2083-57.9

2007-08 (31-5, 16-2)

Name	G-S	MIN	FG-FGA	FG%	3FG-FGA	3FG%	FT-FTA	FT%	Reb.	PF-D	A	TO	BLK	STL	PTS-AVG
Butch	36-36	885	162-355	.456	25-81	.309	97-150	.647	237	69-1	29	51	29	20	446-12.4
Hughes	35-34	1056	121-307	.394	43-137	.314	108-157	.688	107	78-1	86	73	4	62	393-11.2
Landry	36-36	1057	146-313	.466	19-54	.352	78-102	.765	194	71-1	50	65	27	16	389-10.8
Flowers	36-29	1139	123-276	.446	49-119	.412	50-71	.704	139	90-2	97	73	5	59	345-9.6
Bohannon	36-2	948	85-198	.429	53-135	.393	72-83	.867	85	47-0	50	38	3	15	295-8.2
Krabbenhof	36-36	1118	94-194	.485	6-28	.214	78-104	.750	233	66-0	90	59	8	26	272-7.6
Stiemsma	35-7	403	51-93	.548	--	--	19-23	.826	108	53-0	25	25	40	13	121-3.5
Leuer	32-0	276	34-72	.472	12-26	.462	14-29	.483	40	12-0	12	20	3	4	94-2.9
Gullikson	15-0	101	10-22	.455	0-2	.000	5-10	.600	17	11-0	6	8	0	1	25-1.7
Gavinski	7-0	15	2-8	.250	0-1	.000	1-4	.250	5	6-0	0	0	0	0	5-0.7
Jarmusz	22-0	89	6-10	.600	2-5	.400	1-4	.250	10	7-0	2	5	0	1	15-0.7
Bronson	21-0	33	3-10	.300	3-7	.429	1-4	.250	6	1-0	3	5	0	3	10-0.5
Cain	10-0	17	2-4	.500	--	--	--	--	4	1-0	1	1	0	0	4-0.4
Nankivil	19-0	46	2-8	.250	--	--	3-6	.500	16	3-0	2	2	1	0	7-0.4
Smith	2-0	2	--	--	--	--	--	--	0	0-0	0	1	0	0	0-0.0
Valentyn	10-0	15	0-2	.000	0-1	.000	--	--	2	0-0	2	0	0	1	0-0.0
UW	36	7200	841-1872	.449	212-596	.356	527-747	.705	1292	517-5	455	438	120	221	2421-67.2
Opp.	36	7200	719-1879	.383	194-620	.313	326-477	.683	1088	725-22	360	491	102	226	1958-54.4

2008-09 (20-13, 10-8)

Name	G-S	MIN	FG-FGA	FG%	3FG-FGA	3FG%	FT-FTA	FT%	Reb.	PF-D	A	TO	BLK	STL	PTS-AVG
Landry	33-33	1033	166-331	.502	29-79	.367	57-91	.626	151	79-1	51	54	35	25	418-12.7
Hughes	33-33	1065	121-317	.382	52-145	.359	105-137	.766	105	83-2	94	62	1	49	399-12.1
Bohannon	33-33	1092	104-273	.381	64-175	.366	68-84	.810	101	42-0	55	29	4	14	340-10.3
Leuer	33-12	704	115-247	.466	16-54	.296	46-76	.605	126	62-2	28	44	20	17	292-8.8
Krabbenhof	33-33	1004	96-200	.480	12-33	.364	66-78	.846	220	86-3	81	50	16	30	270-8.2
Nankivil	31-20	434	53-110	.482	9-14	.643	23-28	.821	76	38-0	10	16	5	10	138-4.5
Jarmusz	33-0	532	34-71	.479	21-50	.420	24-32	.750	72	28-0	13	17	1	3	113-3.4
Taylor	33-0	437	19-73	.260	5-26	.192	10-17	.588	31	67-0	38	17	0	10	53-1.6
Wilson	28-0	170	10-30	.333	4-14	.286	18-25	.720	18	15-0	4	17	2	4	42-1.5
Cain	8-0	14	3-3	1.000	--	--	2-2	1.000	2	1-0	0	1	0	0	8-1.0
Gullikson	25-1	180	11-26	.423	--	--	2-11	.182	28	22-0	15	5	1	1	24-1.0
Gavinski	4-0	7	--	--	--	--	2-2	1.000	3	1-0	0	0	1	0	2-0.5
Markolf	4-0	5	1-1	1.000	--	--	--	--	0	0-0	2	0	0	0	2-0.5
Valentyn	8-0	15	1-2	.500	1-2	.500	1-2	.500	2	3-0	1	1	0	0	3-0.4
Smith	8-0	8	1-2	.500	--	--	--	--	0	2-0	1	2	0	0	2-0.3
UW	33	6700	735-1686	.436	213-592	.360	423-583	.726	1020	532-8	393	330	86	163	2106-63.8
Opp.	33	6700	700-1593	.439	158-486	.325	390-543	.718	941	595-9	343	386	81	143	1948-59.0

2009-10 (24-9, 13-5)

Name	G-S	MIN	FG-FGA	FG%	3FG-FGA	3FG%	FT-FTA	FT%	Reb.	PF-D	A	TO	BLK	STL	PTS-AVG
Leuer	24-22	691	142-272	.522	18-46	.391	67-93	.720	139	50-1	39	24	32	13	369-15.4
Hughes	33-33	1077	162-399	.406	74-187	.396	107-150	.713	148	107-3	86	68	16	55	505-15.3
Bohannon	33-33	1214	127-277	.458	68-175	.389	62-71	.873	119	50-1	71	41	14	30	384-11.6
Taylor	33-17	975	111-281	.395	35-107	.237	74-103	.718	105	80-0	118	39	3	30	331-10.0
Nankivil	33-33	826	102-207	.493	24-76	.316	40-54	.741	156	81-0	33	30	29	21	268-8.1
Evans	33-0	435	48-110	.436	1-5	.200	19-31	.613	100	49-0	21	26	11	12	116-3.5
Wilson	30-0	365	35-64	.547	7-23	.304	17-22	.773	47	32-0	13	14	2	9	94-3.1
Jarmusz	33-27	718	25-81	.309	18-61	.295	16-23	.696	97	40-0	20	15	4	11	84-2.5
Bruesewitz	28-0	207	12-35	.333	0-8	.000	8-10	.800	57	29-1	5	9	1	2	32-1.1
Berggren	19-0	77	8-13	.615	1-1	1.000	3-6	.500	8	10-0	4	4	1	0	20-1.1
Smith	8-0	22	2-6	.333	0-0	--	1-3	.333	2	2-0	0	1	0	4	5-0.6
Valentyn	9-0	19	1-2	.500	0-1	.000	2-2	1.000	1	4-0	1	2	0	0	4-0.4
Gavinski	6-0	12	1-2	.500	0-0	--	0-0	--	3	1-0	1	0	0	0	2-0.3
Wise	1-0	2	0-0	--	0-0	--	0-0	--	0	0-0	0	0	0	0	0-0.0
Fahey	5-0	7	0-0	--	0-0	--	0-0	--	1	0-0	0	0	0	0	0-0.0
Markolf	2-0	3	0-0	--	0-0	--	0-0	--	0	1-0	0	1	0	0	0-0.0
UW	33	6650	776-1750	.443	246-690	.357	416-568	.732	1056	537-6	412	289	113	187	2214-67.1
Opp.	33	6650	673-1586	.424	138-402	.343	394-572	.689	1002	586-12	396	396	74	148	1878-56.9

2010-11 (25-9, 13-5)

Name	G-S	MIN	FG-FGA	FG%	3FG-FGA	3FG%	FT-FTA	FT%	Reb.	PF-D	A	TO	BLK	STL	PTS-AVG
Leuer	34-34	1139	227-483	.470	54-146	.370	113-134	.843	246	75-1	56	54	30	17	621-18.3
Taylor	34-34	1241	194-448	.433	75-175	.429	154-185	.832	139	80-3	161	42	5	25	617-18.1
Nankivil	34-34	949	120-242	.496	59-129	.457	31-37	.838	144	67-2	23	29	42	16	330-9.7
Gasser	34-30	957	68-144	.472	19-63	.302	47-55	.855	132	80-3	75	30	2	17	202-5.9
Bruesewitz	34-13	675	57-121	.471	20-62	.323	22-29	.759	105	63-0	34	28	4	10	156-4.6
Jarmusz	34-21	805	40-105	.381	32-89	.360	21-23	.913	75	35-1	43	12	1	23	133-3.9
Evans	34-0	393	33-106	.311	0-3	.000	29-39	.744	79	39-0	16	23	11	6	95-2.8
Berggren	29-1	200	27-55	.491	7-22	.318	8-13	.615	31	37-1	9	14	10	1	69-2.4
Wilson	23-0	168	14-42	.333	1-17	.059	7-8	.875	23	14-0	8	6	0	2	36-1.6
Valentyn	24-0	123	8-23	.348	8-23	.348	1-2	.500	9	12-0	4	4	0	1	25-1.0
Brust	15-0	45	4-16	.250	2-10	.200	0-0	--	7	5-0	1	2	0	1	10-0.7
Smith	26-1	128	5-16	.313	1-5	.200	2-6	.333	12	12-0	12	4	0	2	13-0.5
Dukan	8-0	15	1-4	.250	0-0	--	0-0	--	5	1-0	0	0	0	0	2-0.3
Gavinski	6-0	9	0-3	.000	0-0	--	1-2	.500	2	2-0	0	1	0	0	1-0.2
Fahey	3-0	1	0-0	--	0-0	--	0-0	--	0	0-0	0	0	0	0	0-0.0
Wise	1-0	2	0-0	--	0-0	--	0-0	--	0	0-0	0	0	0	0	0-0.0
UW	34	6850	798-1808	.441	278-744	.374	436-533	.818	1088	522-11	442	258	105	121	2310-67.9
Opp.	34	6850	705-1647	.428	179-484	.370	403-542	.744	968	570-8	325	329	61	133	1992-58.6

2011-12 (26-10, 12-6)

Name	G-S	MIN	FG-FGA	FG%	3FG-FGA	3FG%	FT-FTA	FT%	Reb.	PF-D	A	TO	BLK	STL	PTS-AVG
Taylor	36-36	1297	166-413	.402	65-176	.369	135-172	.785	137	73-0	147	56	1	37	532-14.8
Evans	36-36	1098	151-343	.440	10-38	.263	85-117	.726	243	74-1	58	57	33	26	397-11.0
Berggren	36-36	1000	141-312	.452	45-121	.372	52-71	.732	176	86-2	27	51	60	32	379-10.5
Gasser	36-36	1227	84-181	.464	42-93	.452	65-83	.783	152	66-0	67	43	3	25	275-7.6
Brust	36-0	768	92-232	.397	58-149	.389	20-24	.833	79	33-0	26	26	0	24	262-7.3
Bruesewitz	36-36	918	71-180	.394	25-85	.294	36-51	.706	185	92-3	63	38	12	22	203-5.6
Wilson	36-0	467	49-118	.415	25-65	.385	22-32	.688	51	32-0	22	14	3	7	145-4.0
Kaminsky	35-0	271	23-56	.411	10-35	.286	7-14	.500	50	34-0	10	10	13	4	63-1.8
Wise	6-0	10	3-3	1.000	1-1	1.000	0-0	--	0	0-0	0	1	0	0	7-1.2
Jackson	17-0	92	7-19	.368	3-8	.375	2-3	.667	16	7-0	3	7	1	1	19-1.1
Smith	7-0	12	2-3	.667	1-1	1.000	0-0	--	2	0-0	0	0	0	0	5-0.7
Dukan	13-0	41	4-7	.571	0-2	.000	1-4	.250	7	2-0	2	3	0	3	9-0.7
Anderson	14-0	35	3-6	.500	0-1	.000	0-4	.	7	10-0	3	1	0	0	6-0.4
Fahey	9-0	14	1-2	.500	0-0	--	0-0	--	7	1-0	0	1	0	0	2-0.2
UW	36	7250	797-1875	.425	285-775	.368	425-575	.739	1207	512-6	428	320	126	181	2304-64.0
Opp.	36	7250	708-1819	.389	129-439	.294	370-542	.683	1123	604-7	286	388	84	154	1915-53.2

2012-13 (23-12, 12-6)

Name	G-S	MIN	FG-FGA	FG%	3FG-FGA	3FG%	FT-FTA	FT%	Reb.	PF-D	A	TO	BLK	STL	PTS-AVG
Brust	35-35	1200	140-330	.424	79-203	.389	29-43	.674	180	47-1	79	40	2	34	388-11.1
Berggren	35-35	999	145-308	.471	21-83	.253	73-104	.702	242	53-0	30	36	73	20	384-11.0
Evans	35-35	1017	144-365	.395	2-24	.083	63-148	.426	257	64-1	70	55	28	26	353-10.1
Dekker	35-3	780	118-247	.478	50-128	.391	49-71	.690	118	43-0	47	37	14	23	335-9.6
Jackson	35-29	973	84-226	.372	22-75	.293	52-68	.765	88	75-1	99	73	6	35	242-6.9
Bruesewitz	33-30	923	71-177	.401	30-106	.283	38-55	.691	175	84-4	60	48	9	29	210-6.4
Kaminsky	32-2	329	43-98	.439	14-45	.311	33-43	.767	56	40-0	26	9	17	14	133-4.2
Marshall	35-6	552	49-138	.355	35-95	.368	10-16	.625	25	47-0	35	18	0	7	143-4.1
Showalter	22-0	147	11-29	.379	2-10	.200	13-19	.684	23	18-0	12	8	1	7	37-1.7
Fahey	10-0	28	3-6	.500	0-1	.000	5-6	.833	6	0-0	2	2	1	1	11-1.1
Bohannon	17-0	80	7-15	.467	2-5	.400	1-6	.167	23	6-0	2	3	2	2	17-1.0
Anderson	12-0	38	4-7	.571	0-1	.000	1-1	1.000	2	10-0	2	3	0	1	9-0.8
Smith	10-0	21	3-10	.300	1-7	.143	0-0	---	4	2-0	1	0	0	0	7-0.7
Wise	9-0	13	1-3	.333	1-1	1.000	2-2	1.000	3	2-0	0	2	0	1	5-0.6
UW	35	7100	823-1959	.420	259-784	.330	369-582	.634	1287	491-7	465	342	153	200	2274-65.0
Opp.	35	7100	744-1890	.394	136-470	.289	334-485	.689	1163	605-15	300	392	85	198	1958-55.9

2013-14 (30-8, 12-6)

Name	G-S	MIN	FG-FGA	FG%	3FG-FGA	3FG%	FT-FTA	FT%	Reb.	PF-D	A	TO	BLK	STL	PTS-AVG
Kaminsky	38-38	1032	196-371	.528	37-98	.378	101-132	.765	240	96-1	49	39	66	26	530-13.9
Brust	38-38	1318	156-372	.419	96-244	.393	80-89	.899	171	36-0	50	27	2	29	488-12.8
Dekker	38-38	1134	168-358	.469	42-129	.326	94-137	.686	231	52-0	52	41	22	29	472-12.4
Jackson	38-38	1170	122-299	.408	34-89	.382	129-167	.772	144	88-0	151	82	4	26	407-10.7
Gasser	38-38	1270	84-194	.433	47-109	.431	118-136	.868	152	97-2	72	32	6	25	333-8.8
Hayes	38-0	663	98-192	.510	0-0	---	96-164	.585	106	99-1	36	45	20	32	292-7.7
Koenig	37-0	572	51-115	.443	22-67	.328	6-8	.750	46	50-0	41	18	3	11	130-3.5
Dukan	38-0	309	41-82	.500	15-41	.366	10-14	.714	57	32-0	11	8	1	3	107-2.8
Marshall	2-0	25	1-4	.250	0-2	.000	2-2	1.000	0	2-0	1	1	0	0	4-2.0
Bohannon	14-0	27	4-7	.571	2-3	.667	2-2	1.000	5	1-0	0	0	0	2	12-0.9
Hill	11-0	25	1-7	.143	1-4	.250	4-7	.571	3	5-0	1	2	0	0	7-0.6
Brown	14-0	44	3-11	.273	0-0	---	0-3	.000	12	5-0	3	2	0	0	6-0.4
Anderson	14-0	36	2-6	.333	1-4	.250	0-0	---	3	9-0	1	2	3	0	5-0.4
UW	38	7625	927-2018	.459	297-790	.376	642-861	.746	1266	574-4	468	307	127	183	2793-73.5
Opp.	38	7625	915-2134	.429	184-540	.341	418-579	.722	1212	763-x	364	370	105	161	2432-64.0

2014-15 (36-4, 16-2)

Name	G-S	MIN	FG-FGA	FG%	3FG-FGA	3FG%	FT-FTA	FT%	Reb.	PF-D	A	TO	BLK	STL	PTS-AVG
Kaminsky	39-39	1311	267-488	.547	42-101	.416	156-200	.780	320	65-0	103	63	57	33	732-18.8
Dekker	40-40	1239	213-406	.525	50-151	.331	80-113	.708	220	42-0	49	36	18	21	556-13.9
Hayes	40-40	1318	166-334	.497	40-101	.396	125-168	.744	247	76-1	79	51	16	34	497-12.4
Koenig	40-24	1152	115-278	.414	62-153	.405	56-69	.812	70	64-2	98	33	8	9	348-8.7
Jackson	21-17	506	60-139	.432	11-39	.282	40-47	.851	35	27-0	54	32	3	19	171-8.1
Gasser	40-40	1320	77-174	.443	49-126	.389	62-75	.827	139	90-1	70	21	8	30	265-6.6
Dukan	38-0	605	60-155	.387	29-91	.319	31-46	.674	98	48-0	24	25	3	8	180-4.7
Showalter	35-0	266	23-53	.434	2-14	.143	24-27	.889	45	38-0	16	5	4	10	72-2.1
Brown	34-0	214	26-59	.441	0-0	---	10-17	.588	43	38-0	7	15	8	8	62-1.8
Dearring	15-0	39	4-10	.400	3-7	.429	0-1	.000	4	5-0	1	6	0	1	11-0.7
Moesch	14-0	28	2-7	.286	0-1	.000	0-2	.000	6	4-0	3	2	1	0	4-0.3
Ferris	9-0	17	1-3	.333	0-1	.000	0-0	---	5	1-0	0	1	1	1	2-0.2
Smith	14-0	35	0-9	.000	0-5	.000	0-0	---	2	3-0	0	0	0	0	0-0.0
UW	40	8050	1014-2115	.479	288-790	.365	584-765	.763	1338	501-4	504	296	127	174	2900-72.5
Opp.	40	8050	896-2092	.428	202-538	.375	333-469	.710	1106	723-x	359	378	84	163	2327-58.2

2015-16 (22-13, 12-6)

Name	G-S	MIN	FG-FGA	FG%	3FG-FGA	3FG%	FT-FTA	FT%	Reb.	PF-D	A	TO	BLK	STL	PTS-AVG
Hayes	35-35	1267	161-438	.368	39-133	.293	190-258	.736	204	71-0	104	79	14	39	551-15.7
Koenig	35-35	1222	151-385	.392	83-213	.390	74-97	.763	97	76-2	84	52	6	14	459-13.1
Happ	35-35	982	163-303	.538	0-0	.000	108-168	.643	278	106-1	44	76	32	63	434-12.4
Brown	35-34	888	130-292	.445	38-95	.400	42-55	.764	174	86-2	29	40	19	19	340-9.7
Showalter	35-35	1099	90-198	.455	37-107	.346	45-56	.804	134	102-4	76	48	7	36	262-7.5
Hill	30-1	467	33-87	.379	17-51	.333	4-6	.667	42	44-0	24	19	1	9	87-2.9
Iverson	34-0	443	33-70	.471	2-12	.167	19-36	.528	63	30-0	21	31	20	12	87-2.6
Thomas	31-0	282	27-73	.370	4-15	.267	14-30	.467	63	33-0	3	5	11	5	72-2.3
Illikainen	33-0	324	26-63	.413	9-28	.321	10-15	.667	49	33-0	13	11	3	6	71-2.2
Dearring	3-0	6	0-2	.000	0-2	.000	2-2	1.000	2	2-0	0	2	0	0	2-0.7
Smith	8-0	9	1-3	.333	0-0	.000	2-3	.667	2	0-0	0	1	1	0	4-0.5
Moesch	16-0	48	1-2	.500	0-0	.000	2-2	1.000	5	4-0	1	1	0	2	4-0.3
Schlundt	5-0	4	0-0	.000	0-0	.000	0-0	.000	0	0-0	1	0	0	0	0-0.0
Decorah	4-0	3	0-1	.000	0-0	.000	0-0	.000	1	1-0	0	1	0	0	0-0.0
Bax	3-0	2	0-0	.000	0-0	.000	0-0	.000	0	0-0	0	0	0	0	0-0.0
Pritzl	1-0	4	0-0	.000	0-0	.000	0-0	.000	0	0-0	0	1	0	0	0-0.0
Total	35	7050	816-1917	.426	229-656	.349	512-728	.703	1228	589-9	400	386	114	205	2373-67.8
Opp.	35	7050	794-1862	.426	201-539	.373	444-626	.709	1121	697-x	371	419	116	190	2233-63.8

2016-17 (27-10, 12-6)

Name	G-S	MIN	FG-FGA	FG%	3FG-FGA	3FG%	FT-FTA	FT%	Reb.	PF-D	A	TO	BLK	STL	PTS-AVG
Koenig	36-35	1129	181-432	.419	103-262	.393	57-63	.905	77	61-0	73	51	12	23	522-14.5
Happ	37-37	1027	218-372	.586	0-0	.000	81-162	.500	332	102-3	104	81	43	67	517-14.0
Hayes	37-37	1198	180-394	.457	22-70	.314	135-230	.587	245	67-0	100	63	14	28	517-14.0
Showalter	37-37	1092	107-214	.500	49-123	.398	44-53	.830	107	99-3	65	41	11	57	307-8.3
Brown	37-37	777	92-231	.398	44-138	.319	25-33	.758	143	76-1	37	52	17	18	253-6.8
Trice	37-2	677	70-184	.380	38-91	.418	30-38	.789	69	51-0	63	37	3	20	208-5.6
Iverson	35-0	536	50-94	.532	4-13	.308	32-57	.561	116	37-0	22	34	20	18	136-3.9
Thomas	28-0	177	21-54	.389	2-6	.333	18-20	.900	36	40-0	6	17	4	0	62-2.2
Pritzl	24-0	195	13-38	.342	5-21	.238	14-19	.737	26	18-0	2	5	0	7	45-1.9
Hill	35-0	348	19-54	.352	9-35	.257	6-9	.667	38	26-0	16	9	1	6	53-1.5
Van Vliet	14-0	48	6-17	.353	3-8	.375	3-4	.750	20	3-0	2	2	2	0	18-1.3
Illikainen	27-0	224	12-37	.324	4-16	.250	6-12	.500	40	19-0	9	5	3	3	34-1.3
Schlundt	13-0	21	1-6	.167	0-4	.000	1-1	1.000	2	1-0	0	0	1	0	3-0.2
Moesch	18-0	40	1-4	.250	0-0	.000	1-2	.500	7	1-0	2	0	0	2	3-0.2
Ferris	11-0	11	0-5	.000	0-2	.000	0-0	.000	5	1-0	2	0	0	1	0-0.0
Total	37	7500	971-2136	.455	283-789	.359	453-703	.644	1376	602-7	503	411	131	250	2678-72.4
Opponents	37	7500	822-1993	.412	251-667	.376	413-559	.739	1144	680-x	376	472	115	197	2308-62.4

2017-18 (15-18, 7-11)

Name	G-S	MIN	FG-FGA	FG%	3FG-FGA	3FG%	FT-FTA	FT%	Reb.	PF-D	A	TO	BLK	STL	PTS-AVG
Happ	33-33	1017	242-458	.528	1-11	.091	105-191	.550	265	87-4	122	93	35	49	590-17.9
Davison	33-29	1028	124-306	.405	60-169	.355	90-110	.818	76	109-3	83	59	1	40	398-12.1
Trice	10-10	315	35-92	.380	12-40	.300	12-17	.706	20	13-0	23	13	1	6	94-9.4
Pritzl	32-21	938	93-234	.397	53-149	.356	47-55	.855	122	56-1	33	17	7	26	286-8.9
Iverson	33-33	1003	107-196	.546	0-24	.000	69-101	.683	169	54-1	58	67	30	26	283-8.6
Ford	33-20	805	60-150	.400	45-110	.409	27-33	.818	91	64-1	30	25	6	11	192-5.8
Reuvers	28-15	466	58-152	.382	12-47	.255	20-24	.833	55	67-0	22	29	26	7	148-5.3
King	10-0	190	21-46	.457	7-21	.333	3-3	1.000	14	10-0	6	3	2	2	52-5.2
Van Vliet	17-4	131	18-39	.462	12-23	.522	10-14	.714	23	14-0	3	5	3	1	58-3.4
Thomas	22-0	131	12-28	.429	0-6	.000	2-5	.400	35	22-0	4	5	1	1	26-1.2
Moesch	26-0	157	7-9	.778	2-2	1.000	14-15	.933	14	14-0	7	6	0	3	30-1.2
Schlundt	24-0	193	8-36	.222	6-27	.222	0-0	---	15	10-0	6	4	2	4	22-0.9
Illikainen	25-0	170	7-18	.389	6-12	.500	0-3	.000	22	17-0	10	4	3	0	20-0.8
McGrory	9-0	72	0-5	.000	0-3	.000	5-7	.714	8	5-0	4	7	0	4	5-0.6
Ferris	6-0	8	1-1	1.000	0-0	---	0-0	---	3	1-0	0	2	0	0	2-0.3
Ballard	1-0	1	0-0	---	0-0	---	0-0	---	0	0	0	0	0	0	0-0.0
Total	33	6625	793-1770	.448	216-644	.335	404-578	.699	1008	543-10	411	353	117	180	2206-66.8
Opponents	33	6625	798-1740	.459	185-528	.350	396-526	.753	1023	611-	378	386	122	175	2177-66.0

2018-19 (23-11, 14-6)

Name	G-S	MIN	FG-FGA	FG%	3FG-FGA	3FG%	FT-FTA	FT%	Reb.	PF-D	A	TO	BLK	STL	PTS-AVG
Happ	34-34	1089	257-485	.530	0-5	.000	75-161	.466	342	87-4	153	104	44	38	589-17.3
Davison	34-34	1096	115-299	.385	52-149	.349	76-94	.809	111	79-2	62	34	2	36	358-10.5
Trice	34-34	1107	133-346	.384	76-195	.390	51-68	.750	94	65-1	90	45	1	30	393-11.6
Pritzl	34-0	668	50-108	.463	32-78	.410	30-36	.833	83	36-0	17	10	3	10	162-4.8
Iverson	33-33	810	89-164	.543	1-6	.167	48-77	.623	150	58-1	30	36	13	31	227-6.9
Ford	31-0	429	35-103	.340	23-80	.288	4-4	1.000	59	44-0	11	16	4	8	97-3.1
Reuvers	34-34	779	105-234	.449	32-84	.381	26-41	.634	133	81-1	34	32	60	10	268-7.9
King	34-1	646	55-123	.447	15-49	.306	19-29	.655	73	27-0	17	17	3	9	144-4.2
Thomas	29-0	147	18-41	.439	3-10	.300	7-11	.636	36	23-0	5	9	10	3	46-1.6
McGrory	13-0	31	2-5	.400	2-4	.500	0-0	.000	2	2-0	1	2	0	0	6-0.5
Strickland	16-0	50	9-23	.391	4-8	.500	6-8	.750	5	5-0	7	5	0	2	28-1.8
Anderson	8-0	55	6-10	.600	1-1	1.000	0-0	.000	9	3-0	3	1	0	0	13-1.6
Ballard	9-0	17	0-4	.000	0-3	.000	2-2	1.000	3	2-0	0	0	0	0	2-0.2
Total	34	6924	874-1945	.449	241-672	.359	344-531	.648	1197	512-9	430	328	140	177	2333-68.6
Opponents	34	6927	774-1950	.397	215-682	.315	336-503	.668	1206	591-11	352	386	138	176	2099-61.7

2019-20 (21-10, 14-6)

Name	G-S	MIN	FG-FGA	FG%	3FG-FGA	3FG%	FT-FTA	FT%	Reb.	PF-D	A	TO	BLK	STL	PTS-AVG
Reuvers	31-31	811	147-328	.448	30-89	.337	81-103	.786	140	97-2	18	46	58	15	405-13.1
Potter	21-3	374	76-144	.528	23-51	.451	37-43	.860	131	36-0	8	33	21	8	212-10.1
King	19-19	538	73-159	.459	7-28	.250	37-55	.673	54	27-0	30	29	6	10	190-10.0
Trice	31-31	997	104-274	.380	56-149	.376	41-55	.745	125	37-0	131	53	4	24	305-9.8
Davison	30-30	926	92-233	.395	47-131	.359	65-77	.844	129	73-1	56	27	0	23	296-9.9
Ford	31-31	777	96-222	.432	41-120	.342	34-49	.694	137	61-2	33	31	12	15	267-8.6
Pritzl	31-7	839	82-211	.389	50-135	.370	34-40	.850	116	49-0	22	22	7	17	248-8.0
Wahl	31-3	479	34-79	.430	6-28	.214	7-18	.389	82	64-0	32	33	5	20	81-2.6
Anderson	31-0	379	19-49	.388	7-25	.280	11-14	.786	41	18-0	38	17	1	4	56-1.8
McGrory	14-0	59	5-13	.385	2-7	.286	3-4	.750	9	9-0	5	1	0	1	15-1.1
Ballard	10-0	10	1-1	1.000	0-0	.000	2-2	1.000	1	0-0	0	0	0	0	4-0.4
Hedstrom	6-0	14	1-2	.500	0-0	.000	0-0	.000	2	3-0	0	1	0	0	2-0.3
Cuevas	6-0	6	0-1	.000	0-1	.000	1-2	.500	0	0-0	0	0	0	1	1-0.2
Higginbottom	9-0	9	0-1	.000	0-0	.000	0-0	.000	1	0-0	0	1	0	0	0-0.0
Qawi	7-0	7	0-1	.000	0-0	.000	0-0	.000	1	2-0	0	1	0	0	0-0.0
Total	31	6225	730-1718	.425	269-764	.352	353-462	.764	1051	476-5	373	309	114	138	2082-67.2
Opponents	31	6225	717-1747	.410	188-568	.331	305-442	.690	1070	518-9	343	339	92	154	1927-62.2

1994-95 GAME-BY-GAME STATISTICS (I3-I4, 7-II)

Opponent	Date	1	2	Final	W/L	3-PTRS			REBOUNDS			M	PF	A	TO	Blk	Stl	Pts					
						FG	FGA	Pct	3FG	FGA	Pct								FT	FTA	Pct	Off	Def
WRIGHT ST	11/26	86	63	W	27	63	.429	8	27	.296	24	47	.511	20	32	52	+10	21	15	14	4	9	86
UWGB	11/30	61	57	W	20	41	.488	4	12	.333	17	25	.680	6	28	34	+14	17	10	20	1	2	61
TEXAS TECH	12/3	70	65	W	24	56	.429	5	16	.313	17	25	.680	12	32	44	+1	19	10	21	6	7	70
VALPARAISO	12/6	69	51	W	23	52	.442	10	25	.400	13	18	.722	14	22	36	+12	17	13	15	2	7	69
at E. Michigan	12/10	76	92	L	29	73	.397	12	35	.342	6	11	.545	11	18	29	-20	30	4	21	1	8	76
UW-MILW.	12/14	90	64	W	32	63	.508	9	19	.474	17	34	.500	16	35	51	+10	18	15	18	4	10	90
LOYOLA-MARY	12/23	60	75	L	23	67	.343	4	21	.190	10	18	.556	14	29	43	+7	23	11	22	3	9	60
at Stanford	12/27	78	95	L	28	61	.459	8	20	.400	14	21	.667	14	22	36	+3	30	16	17	2	5	78
at Marquette	12/31	65	80	L	20	75	.267	6	32	.188	19	30	.633	20	34	54	-9	27	11	15	5	8	65
MICHIGAN ST. 1/4		64	78	L	23	56	.411	6	23	.261	12	22	.545	9	22	31	-7	23	14	15	3	6	64
at Indiana	1/7	70	73	L	25	63	.397	8	22	.364	12	19	.632	11	27	38	0	20	11	16	3	9	70
at Ohio State	1/11	81	59	W	29	57	.509	5	12	.417	18	28	.643	13	32	45	+8	29	13	20	2	4	81
MINNESOTA	1/14	74	67	W	22	46	.478	8	19	.421	22	36	.611	8	28	36	-10	20	13	23	2	5	74
at Iowa	1/21	84	96	L	27	56	.482	11	21	.524	19	25	.760	9	29	38	+3	32	18	25	5	6	84
PENN STATE	1/26	67	78	L	24	69	.348	6	24	.250	13	21	.619	17	19	36	-3	22	13	15	4	11	67
N'WESTERN	1/28	97	73	W	34	83	.410	8	19	.421	21	33	.636	23	28	51	+3	26	13	11	6	8	97
at Michigan	2/1	58	62	L	17	50	.340	8	22	.364	16	25	.640	15	20	35	-3	20	10	22	2	4	58
ILLINOIS	2/4	73	60	W	24	46	.522	8	17	.471	17	24	.708	8	28	36	+7	19	17	16	7	5	73
MICHIGAN	2/11	70	65	W	18	44	.409	4	10	.400	30	35	.857	8	20	28	-8	21	9	18	7	6	70
at N'western	2/15	70	56	W	26	66	.394	2	13	.154	16	29	.552	19	33	52	+13	20	13	11	8	6	70
at Penn State	2/18	67	74	L	26	58	.448	10	22	.455	5	7	.714	5	26	31	-1	22	18	13	4	4	67
IOWA	2/22	77	84	L	31	54	.574	5	18	.278	10	21	.476	8	24	32	-6	22	14	19	5	6	77
at Purdue	2/26	56	66	L	21	56	.375	1	15	.067	13	18	.722	10	26	36	-6	26	13	16	1	2	56
at Minnesota	2/28	70	78	L	22	60	.367	9	27	.333	17	25	.680	13	28	41	-5	25	12	15	2	3	70
OHIO STATE	3/4	80	69	W	25	57	.439	8	26	.308	22	30	.733	15	18	33	+1	19	16	14	4	9	80
INDIANA	3/8	72	72	L	21	65	.323	5	18	.278	23	26	.885	15	22	37	0	21	10	9	4	7	70
at Michigan St.	3/11	97	72	L	26	73	.356	8	27	.296	12	25	.480	14	26	40	-16	23	9	12	3	6	72
WISCONSIN		1970	672		1611	.417	186	561	.332	440	687	.640	308	669	1062	+1	608	343	448	103	172	73.0	
OPPONENTS		1934	661		1612	.410	140	441	.317	472	696	.678	347	714	1061		587	328	428	86	181	71.6	

1995-96 GAME-BY-GAME STATISTICS (18-14, 9-9)

Opponent	Date	1	2	Final	W/L	3-PTRS						REBOUNDS						Pts				
						FG	FGA	Pct	3FG	3FGA	Pct	FT	FTA	Pct	Off	Def	Tot		M	PF	A	TO
vs. Villanova	11/20	58	L	23	61	.377	6	20	.300	6	17	.353	12	21	33	-9	25	11	10	0	9	58
		66		22	48	.458	6	13	.462	16	26	.615	11	31	42		17	17	16	9	3	66
vs. UCLA	11/21	57	L	22	55	.400	3	12	.250	10	14	.714	13	18	31	+1	15	9	12	1	7	57
		68		29	51	.569	4	9	.444	6	12	.500	8	22	30		15	19	12	4	6	68
vs. Chaminade	11/22	104	W	39	66	.591	8	18	.444	18	21	.857	16	22	38	+15	14	23	10	5	7	104
		66		27	54	.500	6	14	.429	6	11	.545	9	14	23		17	9	19	5	5	66
NE ILLINOIS	11/28	89	W	30	48	.625	4	7	.571	25	33	.758	10	35	45	+25	12	13	21	2	9	89
		55		23	60	.383	6	20	.300	3	13	.231	7	13	20		24	6	18	2	9	55
TEMPLE	12/2	57	W	16	40	.400	8	21	.381	17	23	.739	8	19	27	-11	13	8	16	4	4	57
		54		21	58	.362	9	25	.360	3	7	.429	19	19	38		22	3	18	2	6	54
at Wright St.	12/5	94	W	32	55	.582	7	12	.583	23	33	.697	9	15	24	-6	19	22	13	1	9	94
		91		35	60	.583	5	11	.455	16	20	.800	9	21	30		24	20	15	3	8	91
ST. BONA	12/9	62	L	21	56	.375	4	26	.154	16	28	.571	16	21	37	+3	19	5	14	0	5	62
		76		27	50	.540	8	17	.471	14	19	.737	6	28	34		23	4	14	8	4	76
at Providence	12/11	57	L	21	55	.382	5	13	.385	10	13	.769	7	19	26	-13	18	16	13	1	10	57
		58		21	48	.438	7	20	.350	9	15	.600	11	28	39		17	14	24	5	10	58
VALPARAISO	12/14	90	W	30	50	.600	9	14	.643	21	25	.840	7	21	28	-6	13	16	16	2	6	90
		73		29	66	.439	7	21	.333	8	12	.667	19	15	34		20	11	17	0	11	73
UW-MILW	12/23	94	W	29	57	.509	9	22	.409	27	40	.675	12	27	39	+6	17	13	13	5	9	94
		63		24	58	.414	10	23	.435	5	13	.385	10	23	33		30	10	22	3	7	63
E. ILLINOIS	12/28	105	W	35	54	.648	11	17	.647	24	33	.727	13	27	40	+19	18	22	15	5	8	105
		70		25	61	.410	8	20	.400	12	17	.706	9	12	21		24	17	13	3	6	70
MARQUETTE	12/31	55	W	17	50	.340	1	10	.100	20	29	.690	10	28	38	+2	17	10	11	2	5	55
		46		18	57	.316	5	26	.192	5	10	.500	11	25	36		27	11	14	8	1	46
MICHIGAN	1/3	51	W	20	51	.392	6	19	.316	5	12	.417	8	25	33	-6	18	12	17	6	5	51
		46		16	47	.340	4	12	.333	10	17	.588	11	28	39		17	8	22	2	4	46
at Penn State	1/7	50	L	17	49	.347	6	18	.333	10	13	.769	12	20	32	-4	15	6	20	6	5	50
		79		30	61	.492	9	22	.409	10	13	.769	13	23	36		13	21	12	9	9	79
at Indiana	1/10	55	L	20	52	.385	7	15	.467	8	14	.571	10	23	33	0	22	14	21	3	5	55
		81		28	56	.500	7	15	.467	18	24	.750	7	26	33		16	20	9	7	9	81
IOWA	1/13	80	W	28	52	.538	9	22	.409	15	24	.625	10	24	34	+5	26	13	23	3	11	80
		71		21	47	.447	6	24	.250	23	34	.676	8	21	29		22	12	20	2	11	71
MICH. STATE	1/17	61	W	18	48	.375	5	19	.263	20	25	.800	10	29	39	-1	18	9	8	4	4	61
		48		15	57	.263	7	26	.269	11	19	.579	17	23	40		21	10	10	4	3	48
at N'western	1/20	52	L	19	53	.358	6	16	.375	8	12	.667	13	27	40	+3	17	11	13	0	1	52
		62		20	55	.364	9	26	.346	13	22	.591	14	23	37		13	16	6	0	7	62
MINNESOTA	1/24	73	W	25	53	.472	9	25	.360	14	20	.700	15	25	40	+7	15	19	17	5	3	73
		65		23	63	.365	7	25	.280	12	16	.750	17	16	33		20	12	13	1	7	65
at Ohio State	1/31	55	L	17	43	.395	3	19	.158	18	27	.667	7	20	27	0	25	11	23	0	7	55
		63		16	40	.400	4	13	.308	27	35	.771	5	22	27		25	12	18	2	8	63
at Illinois	2/3	57	W	19	56	.339	5	16	.313	14	19	.737	17	30	47	+14	18	9	12	1	1	57
		56		20	60	.333	6	19	.316	10	18	.556	15	18	33		17	10	4	5	9	56
PURDUE	2/7	42	L	15	49	.306	1	14	.071	11	16	.688	15	17	32	+5	11	6	20	1	6	42
		75		29	51	.569	4	14	.643	8	9	.889	5	22	27		18	19	13	5	11	75
OHIO STATE	2/10	62	W	17	37	.459	4	12	.333	24	34	.706	7	18	25	-5	16	17	19	4	8	62
		56		18	47	.383	9	17	.529	11	18	.611	13	17	30		26	13	21	4	6	56
at Minnesota	2/17	66	L	19	48	.396	11	22	.500	17	25	.680	11	17	28	-7	20	14	16	3	6	66
		70		24	54	.444	4	14	.286	18	23	.783	15	20	35		21	16	15	3	9	70
N'WESTERN	2/21	71	L	23	55	.418	6	20	.300	19	24	.792	11	20	31	-2	33	15	14	2	7	71
		82		23	45	.511	6	12	.500	30	44	.682	12	21	33		23	12	14	3	5	82
at Michigan St.	2/24	73	W	25	52	.481	8	18	.444	15	21	.714	8	20	28	-7	22	15	12	2	8	73
		52		20	50	.400	3	9	.333	9	16	.563	14	21	35		20	11	20	0	7	52
at Iowa	2/28	54	L	20	49	.408	8	23	.348	6	10	.600	11	15	26	-11	17	13	21	4	5	54
		69		27	58	.466	4	12	.333	11	13	.846	17	20	37		15	16	17	3	12	69
INDIANA	3/2	68	L	22	59	.373	7	19	.368	17	19	.895	12	18	30	-4	27	12	14	1	8	68
		76		21	42	.500	5	14	.357	29	35	.829	8	26	34		18	12	18	4	5	76
PENN STATE	3/6	54	W	23	54	.426	4	19	.211	4	5	.800	14	22	36	+2	11	12	16	5	7	54
		52		19	43	.442	7	18	.389	7	14	.500	4	19	34		14	14	15	3	10	52
at Michigan	3/9	51	L	22	55	.400	0	9	.000	7	12	.583	17	19	36	+6	26	13	15	2	1	51
		65		19	42	.452	4	14	.286	23	33	.697	10	20	30		13	8	9	6	5	65
MANHATTAN	3/13	55	W	20	52	.385	5	16	.313	10	17	.588	10	26	36	-4	13	12	12	8	8	55
		42		17	60	.283	2	22	.091	6	8	.750	16	24	40		19	9	16	2	4	42
ILLINOIS ST.	3/18	62	L	22	58	.379	4	18	.222	14	22	.636	12	20	32	-8	21	14	12	3	7	62
		77		26	55	.473	6	17	.353	19	24	.792	12	28	40		17	16	14	1	8	77
WISCONSIN		2114		726	1672	.434	189	551	.343	473	680	.696 </										

1996-97 GAME-BY-GAME STATISTICS (18-10, 11-7)

Opponent	Date	1		Final	W/L	3-PTRS			REBOUNDS			M	PF	A	TO	Blk	Stl	Pts							
						FG	FGA	Pct	3FG	FGA	Pct								FT	FTA	Pct	Off	Def	Tot	
vs. Memphis	11/8			49	W	17	57	.298	0	9	.000	15	19	.789	21	24	45	45.0	+11	16	10	20	5	10	49
				46		17	50	.340	2	12	.167	10	13	.769	11	23	34			19	10	20	6	12	46
UNC-WILM.	11/13			68	W	25	53	.472	9	19	.474	9	17	.529	10	27	37	41.0	+8	12	18	11	3	9	68
				35		12	46	.261	4	15	.267	7	8	.875	7	22	29			16	5	19	3	4	35
at Temple	12/4			64	W	20	49	.408	9	19	.474	15	20	.750	9	38	47	43.0	+15	23	15	26	5	6	64
				57		20	59	.339	5	22	.227	12	25	.480	9	23	32			19	7	11	3	14	57
Brown	12/7			52	W	19	48	.396	5	10	.500	9	13	.692	12	25	37	41.5	+13	14	9	19	6	14	52
				30		7	38	.184	5	18	.278	11	13	.846	6	18	24			19	6	21	3	7	30
Milwaukee	12/10			61	W	21	50	.420	1	7	.143	18	27	.667	13	24	37	40.6	+6	18	12	11	3	8	61
				41		15	48	.313	4	11	.364	7	15	.467	13	18	31			19	5	22	4	5	41
at St. Bonaventure	12/14			77	W	22	41	.537	2	7	.286	31	47	.660	9	31	40	40.5	+1	25	12	21	4	3	77
				68		22	68	.324	9	31	.290	15	27	.556	20	19	39			31	10	11	5	11	68
PROVIDENCE	12/23			57	L	20	46	.435	6	16	.375	11	20	.550	12	18	30	39.0	+4	23	8	20	3	7	57
				59		20	42	.476	2	5	.400	17	24	.708	8	18	26			23	8	19	2	7	59
BALL STATE	12/26			74	W	28	48	.583	7	12	.583	11	19	.579	8	25	33	38.2	0	19	14	21	5	6	74
				59		21	55	.382	7	16	.438	10	21	.476	15	18	33			20	8	21	1	11	59
at Marquette	12/31			52	L	17	45	.378	8	18	.444	10	16	.625	5	23	28	37.1	-6	18	15	13	3	4	52
				59		21	50	.420	7	14	.500	10	20	.500	14	21	34			15	11	11	3	8	59
at Minnesota	1/2			48	L	19	50	.380	3	15	.200	7	10	.700	10	25	35	36.9	-1	19	14	23	1	6	48
				65		20	55	.364	3	10	.300	22	28	.786	13	23	36			15	9	13	2	12	65
Indiana	1/4			71	W	23	55	.418	7	22	.318	18	22	.818	7	15	22	35.5	-10	23	13	5	1	9	71
				58		15	33	.455	4	10	.400	24	27	.889	4	28	32			20	8	26	2	1	58
MICHIGAN ST.	1/9			50	L	18	54	.333	2	15	.133	12	19	.632	13	11	24	34.6	-12	19	5	9	5	6	50
				58		22	43	.512	5	7	.714	9	14	.643	11	25	36			18	10	18	0	5	58
at Iowa	1/11			53	L	19	53	.358	7	24	.292	8	22	.364	16	14	30	34.2	-8	27	15	13	5	6	53
				78		22	43	.512	6	12	.500	28	33	.848	12	26	38			20	12	16	4	11	78
PENN STATE	1/18			64	W	22	58	.379	2	8	.250	18	24	.750	16	23	39	34.6	+8	22	10	12	4	11	64
				45		10	38	.263	5	15	.333	20	28	.714	9	22	31			20	3	20	4	3	45
at Purdue	1/22			52	L	21	42	.500	5	14	.357	5	9	.556	3	18	21	33.7	-13	26	14	19	6	7	52
				60		16	48	.333	3	17	.176	25	32	.781	15	19	34			14	13	16	4	12	60
at Illinois	1/25			73	W	24	44	.545	9	10	.900	16	21	.762	6	28	34	33.7	-1	21	14	17	3	2	73
				56		19	68	.279	3	33	.091	15	20	.750	20	15	35			19	9	9	1	6	56
NORTHWESTERN	1/29			65	W	24	50	.480	0	9	.000	17	29	.586	10	21	31	33.5	-3	23	8	8	1	9	65
				53		17	44	.386	2	12	.167	17	25	.680	10	24	34			21	5	17	1	2	53
at Ohio State	2/1			42	L	13	47	.277	5	22	.227	11	17	.647	13	23	36	33.7	+9	21	7	21	3	7	42
				60		21	48	.438	5	13	.385	13	22	.591	6	21	27			17	16	13	0	9	60
MICHIGAN	2/6			58	W	20	49	.408	4	15	.267	14	22	.636	19	18	37	33.8	+18	16	13	17	2	5	58
				53		19	43	.442	6	12	.500	9	15	.600	8	11	19			17	6	15	4	8	53
at Northwestern	2/8			56	W	19	53	.358	6	17	.353	12	17	.706	19	21	40	34.2	+13	20	13	11	4	10	56
				44		14	35	.400	3	12	.250	13	23	.565	7	20	27			18	7	16	0	5	44
Illinois	2/12			62	W	19	54	.352	6	22	.273	18	28	.643	11	30	41	34.5	+7	19	9	8	6	5	62
				45		15	46	.326	6	15	.400	9	16	.563	5	29	34			23	8	13	3	4	45
PURDUE	2/15			69	W	26	51	.510	7	10	.700	10	14	.714	10	23	3	34.4	+11	24	14	18	2	5	69
				52		13	43	.302	6	17	.353	20	28	.714	8	14	22			16	6	12	3	6	52
at Penn State	2/19			49	W	17	47	.362	5	12	.417	10	13	.769	14	21	35	34.4	+11	17	8	16	4	8	49
				45		18	42	.429	2	8	.250	7	13	.538	6	28	24			13	8	12	3	4	45
IOWA	2/26			49	W	14	46	.304	5	15	.333	16	18	.889	12	21	33	34.4	-1	16	8	6	2	2	49
				48		17	47	.362	1	6	.167	13	19	.684	12	22	34			16	3	7	2	3	48
at Michigan St.	3/1			49	L	20	52	.385	3	15	.200	6	14	.429	7	20	27	34.1	-12	20	13	13	4	6	49
				68		26	49	.531	5	14	.357	11	20	.550	10	29	39			15	15	16	1	8	68
at Indiana	3/5			66	L	27	59	.458	4	15	.267	8	14	.571	13	21	34	34.1	0	21	16	12	1	5	66
				70		23	48	.479	6	12	.500	18	26	.692	11	23	34			17	14	15	6	4	70
Minnesota	3/8			66	W	18	44	.409	7	15	.467	23	29	.793	10	20	30	33.9	-3	20	10	15	4	6	66
				65		19	49	.388	7	14	.500	20	28	.714	15	18	33			20	7	14	1	8	65
vs. Texas	3/14			58	L	18	46	.391	3	14	.214	19	29	.655	12	23	35	34.0	+1	22	15	17	2	5	58
				71		21	51	.412	5	25	.200	24	29	.828	12	22	34			25	7	14	2	5	71
WISCONSIN				1654		570	1391	.410	137	406	.337	387	569	.680	320	631	951	34.0	+66	564	332	422	97	187	59.1
OPPONENTS				1548		502	1329	.378	128	408	.314	416	612	.680	885	31.6	885	31.6	236	437	73	195	55.3		

1997-98 GAME-BY-GAME STATISTICS (12-19, 3-13)

Opponent	Date	1	2	Final	W/L	3-PT RS			REBOUNDS			M	PF	A	TO	Blk	Stl	Pts						
						FG	FGA	Pct	3FG	FGA	Pct								FT	FTA	Pct	Off	Def	Tot
MARQUETTE	11/14	60		L	21	53	.396	3	9	.333	15	28	.536	8	25	33	33.0	-4	20	10	16	2	5	60
		65			23	52	.442	7	22	.318	12	18	.667	8	29	37			25	7	20	3	6	65
ILLINOIS ST.	11/18	80		W	31	48	.646	4	10	.400	14	24	.583	5	16	21	27.0	-8	23	15	13	0	9	80
		66			22	45	.489	8	23	.348	14	22	.636	12	17	29			26	12	22	2	3	66
at Pepperdine	11/24	66		L	22	55	.400	3	18	.167	19	28	.679	8	19	27	27.0	-13	21	15	12	3	6	66
		77			27	46	.587	9	16	.563	14	23	.609	11	29	40			23	20	19	3	6	77
vs. Pacific	11/28	48		L	21	52	.404	3	12	.250	3	4	.750	12	14	26	26.8	-2	23	12	14	0	4	48
		55			17	34	.500	4	15	.267	17	24	.708	8	20	28			13	18	16	1	4	55
vs. Oklahoma	11/29	75		W	21	43	.488	5	14	.357	28	35	.800	9	13	22	25.8	-7	28	14	10	3	9	75
		64			18	39	.462	1	8	.125	27	39	.692	13	16	29			25	11	19	3	6	64
vs. Montana	11/30	78		W	26	49	.531	5	11	.455	21	26	.808	9	22	31	26.7	+6	21	17	15	0	7	78
		61			20	49	.408	5	21	.238	16	19	.842	8	17	25			21	11	19	1	5	61
TEMPLE	12/6	49		L	17	51	.333	2	16	.125	13	17	.765	12	26	38	28.3	+10	23	10	16	5	2	49
		59			19	44	.432	6	11	.545	15	22	.682	5	23	28			19	8	11	4	6	59
TOLEDO	12/9	73		Wot	26	54	.481	4	11	.364	17	25	.680	9	23	32	28.8	-12	18	16	13	4	11	73
		68			24	65	.369	7	18	.389	13	17	.765	21	23	44			23	5	20	1	6	68
at Ball State	12/13	56		L	19	52	.365	2	14	.143	16	21	.762	16	24	40	30.0	+8	20	7	20	6	6	56
		68			25	55	.455	5	9	.556	13	21	.619	12	20	32			20	10	13	2	10	68
COPPIN ST.	12/20	71		W	21	48	.438	4	13	.308	25	38	.658	11	30	41	31.1	+11	13	14	16	4	7	71
		63			24	58	.414	9	27	.333	6	10	.600	7	23	30			25	5	17	2	9	63
NEVADA	12/23	62		W	19	49	.388	5	16	.313	19	29	.655	16	18	34	31.4	+1	12	6	11	4	6	62
		53			19	49	.388	7	22	.318	8	8	1.000	12	21	33			22	6	18	1	6	53
at Fresno State	12/27	64		W	23	48	.479	3	10	.300	15	23	.652	9	32	41	32.2	+9	24	17	25	5	7	64
		60			20	56	.357	9	25	.360	11	24	.458	10	22	32			21	15	18	4	11	60
MICHIGAN	12/31	63		L	24	61	.393	10	25	.400	5	9	.556	11	19	30	32.0	-11	17	12	7	3	7	63
		76			26	53	.491	9	19	.474	15	23	.652	12	29	41			13	11	12	4	4	76
at Ohio State	1/3	64		W	20	48	.417	3	9	.333	21	28	.750	9	23	32	32.0	+6	20	13	17	3	6	64
		59			21	47	.447	6	18	.333	11	18	.611	7	19	26			19	13	17	5	5	59
at Michigan St.	1/8	40		L	12	43	.279	2	7	.286	14	22	.636	9	20	29	31.8	-3	19	7	16	2	7	40
		63			19	44	.432	7	19	.368	18	22	.818	6	26	32			17	13	15	0	6	63
PENN STATE	1/14	76		W	31	58	.534	5	10	.500	9	11	.818	8	25	33	31.9	+4	22	15	11	6	12	76
		57			16	46	.348	6	18	.333	19	26	.731	8	21	29			13	6	19	6	1	57
NORTHWESTERN	1/17	56		W	18	44	.409	5	18	.278	15	20	.750	7	19	26	31.5	-7	19	10	9	2	12	56
		33			13	38	.342	2	8	.250	5	14	.357	12	21	33			20	9	21	1	2	33
at Illinois	1/21	48		L	16	47	.340	6	16	.375	10	15	.667	7	15	22	31.0	-16	25	9	10	1	6	48
		62			19	42	.452	5	11	.455	19	29	.655	11	27	38			16	12	15	3	3	62
INDIANA	1/25	59		L	21	63	.333	4	15	.267	13	17	.765	12	22	34	31.2	-6	24	11	9	1	4	59
		69			23	50	.460	3	11	.273	20	28	.714	9	31	40			19	9	13	5	5	69
at Minnesota	1/27	48		L	16	48	.333	5	14	.357	11	16	.688	9	28	37	31.6	+3	22	14	13	3	5	48
		58			20	51	.392	7	18	.389	11	18	.611	9	25	34			16	14	9	5	8	58
at Purdue	1/31	59		L	23	58	.397	4	16	.250	9	10	.900	13	16	29	31.3	-5	21	12	22	4	4	59
		82			25	53	.472	10	19	.526	22	24	.917	12	22	34			15	17	17	4	8	82
IOWA	2/3	76		L	23	54	.426	6	21	.286	24	34	.706	15	18	33	31.4	-3	25	7	17	1	12	76
		79			26	51	.510	9	19	.474	18	31	.581	13	23	36			27	15	21	3	10	79
ILLINOIS	2/7	47		Lot	16	52	.308	1	16	.063	14	22	.636	11	28	39	31.7	-6	20	5	14	6	3	47
		53			18	59	.305	5	23	.217	12	18	.667	16	29	45			19	9	15	2	8	53
at Northwestern	2/11	39		L	15	58	.259	2	15	.133	7	9	.778	18	26	44	32.3	+4	22	7	13	3	6	39
		47			17	50	.340	5	20	.250	8	23	.348	14	26	40			16	16	12	4	9	47
at Penn State	2/14	69		L	23	48	.479	4	12	.333	19	24	.792	8	24	32	32.2	+6	29	14	18	7	4	69
		75			18	45	.400	8	22	.364	31	43	.721	8	18	26			17	14	10	6	9	75
MILWAUKEE	2/18	65		W	22	55	.400	5	13	.385	16	25	.640	10	28	38	32.5	-1	17	8	9	7	5	65
		58			19	52	.365	8	25	.320	12	23	.522	11	28	39			23	8	14	7	3	58
MICHIGAN ST.	2/21	47		L	12	39	.308	3	14	.214	20	26	.769	5	22	27	32.3	-6	19	7	14	3	6	47
		56			20	47	.426	4	12	.333	12	20	.600	12	21	33			21	9	16	3	6	56
OHIO STATE	2/25	56		L	16	53	.302	6	25	.240	18	26	.692	16	24	40	32.5	+3	20	7	11	3	1	56
		61			19	51	.373	9	24	.375	14	23	.609	14	23	37			17	12	10	2	4	61
at Michigan	2/28	70		L	26	43	.605	9	14	.643	9	13	.692	9	18	27	32.3	+7	27	16	19	0	2	70
		76			21	47	.447	8	22	.364	26	32	.813	10	10	20			17	10	7	4	6	76
vs. Penn State	3/5	52		W	20	50	.400	2	7	.286	10	15	.667	10	22	32	32.3	+1	11	9	13	2	3	52
		51			19	47	.404	5	15	.333	8	10	.800	8	23	31			19	17	15	5	6	51
vs. Illinois	3/6	61		L	23	55	.418	5	17	.294	10	12	.833	5	21	26	32.1	-7	17	12	10	2	5	61
		66			26	48	.542	4																

1998-99 GAME-BY-GAME STATISTICS (22-10, 9-7)

Opponent	Date	1		Final	W/L	3-PTRS			REBOUNDS			M	PF	A	TO	Blk	Stl	Pts					
		1	2			FG	FGA	Pct	3FG	FGA	Pct								FT	FTA	Pct	Off	Def
LOYOLA	11/14	66	W	23	50	.460	9	18	.500	11	18	.611	12	29	41	41.0	+11	15	16	17	2	10	66
		29		12	47	.255	2	12	.167	3	11	.273	11	19	30				14	7	22	3	9
MILWAUKEE	11/16	75	W	25	52	.481	5	18	.278	20	26	.769	12	17	29	35.0	-1	20	14	12	4	10	75
		63		20	44	.455	5	10	.500	18	23	.783	11	19	30				24	9	24	1	3
vs. N. Mex. St.	11/20	52	L	17	48	.354	7	20	.350	11	17	.647	9	18	27	32.3	-7	20	8	6	1	1	52
		66		22	45	.489	6	17	.353	16	25	.640	9	25	34			14	10	8	3	2	66
vs. Virginia	11/21	66	W	20	42	.476	4	14	.286	22	28	.786	15	21	36	33.3	+14	20	9	16	4	6	66
		56		17	48	.354	7	24	.292	15	22	.682	9	13	22			22	6	14	0	10	56
vs. Nebraska	11/22	78	W	29	48	.604	9	14	.643	11	16	.688	12	16	28	32.2	+9	15	18	16	0	10	78
		41		16	37	.432	1	10	.100	8	13	.615	9	10	19			16	5	24	6	8	41
at Rhode Island	11/28	65	W	17	41	.415	7	15	.467	24	30	.800	13	24	37	33.0	+11	30	6	20	1	5	65
		59		21	46	.457	2	12	.167	15	32	.469	13	13	26			22	9	14	7	7	59
N. ILLINOIS	12/2	67	W	27	58	.466	9	22	.409	4	12	.333	13	24	37	33.6	+3	12	17	9	5	7	67
		52		21	53	.396	6	14	.429	4	7	.571	9	25	34			14	10	13	1	3	52
at Illinois State	12/5	71	W	25	49	.510	5	15	.333	16	24	.667	9	20	29	33.0	-1	20	12	12	2	12	71
		54		17	41	.415	7	20	.350	13	23	.565	10	20	30			20	8	20	2	4	54
at Temple	12/9	63	W	20	40	.500	13	21	.619	10	18	.556	6	21	27	32.3	-9	13	18	11	4	4	63
		56		21	56	.375	8	25	.320	6	11	.545	15	21	36			17	11	9	3	8	56
PEPPERDINE	12/12	57	W	13	43	.302	2	15	.133	29	35	.829	7	19	26	31.7	-3	16	8	11	2	12	57
		51		18	40	.450	7	17	.412	8	10	.800	4	25	29			26	11	23	1	6	51
at Texas	12/15	65	W	24	59	.407	7	19	.368	10	15	.667	11	17	28	31.4	-9	18	11	7	0	6	65
		62		19	44	.432	6	17	.353	18	24	.750	11	26	37			17	12	17	2	4	62
at Marquette	12/23	61	W	28	56	.500	2	9	.222	3	8	.375	5	31	36	31.8	+3	19	19	12	1	8	61
		45		16	51	.314	6	17	.353	7	18	.389	9	24	33			15	8	15	4	6	45
FRESNO ST.	12/27	87	W	31	61	.508	10	23	.435	15	18	.833	11	28	39	32.3	+9	17	20	12	1	7	87
		65		21	54	.389	10	22	.455	13	19	.684	9	21	30			19	13	17	2	6	65
at Michigan	12/30	55	L	16	51	.314	7	26	.269	16	20	.800	18	18	36	32.6	+10	23	7	14	1	6	55
		59		15	38	.395	7	14	.500	22	27	.815	6	20	26			21	9	11	6	2	59
OHIO STATE	1/2/99	74	Lot	22	53	.415	8	24	.333	22	27	.815	8	22	30	32.4	-6	22	14	14	3	10	74
		78		28	57	.491	8	16	.500	14	23	.609	11	25	36			22	11	16	4	5	78
MICHIGAN ST.	1/6/99	66	W	23	44	.523	6	15	.400	14	16	.875	5	21	26	32.0	-6	18	18	12	2	6	66
		51		17	51	.333	1	15	.067	16	17	.941	14	18	32			19	6	15	2	4	51
PURDUE	1/10/99	61	W	20	39	.513	3	10	.300	18	23	.783	8	18	26	31.6	-2	17	11	16	4	10	61
		56		21	53	.396	4	15	.267	10	14	.714	15	13	28			18	9	16	1	3	56
at Penn State	1/13/99	61	W	21	51	.412	6	20	.300	13	14	.929	7	22	29	31.5	-2	16	12	10	3	6	61
		58		21	48	.438	6	18	.333	10	18	.556	10	21	31			18	12	12	7	2	58
at Northwestern	1/16/99	57	W	20	44	.455	4	16	.250	13	16	.813	8	23	31	31.5	+6	18	17	12	2	7	57
		49		17	44	.386	6	20	.300	9	14	.643	7	18	25			18	16	12	6	5	49
ILLINOIS	1/20/99	75	W	26	49	.531	8	21	.381	15	17	.882	9	19	28	31.3	+3	20	18	14	2	10	75
		53		18	47	.383	3	11	.273	14	18	.778	11	14	25			19	7	17	0	5	53
at Iowa	1/23/99	72	W	24	50	.480	11	22	.500	13	24	.542	8	27	35	31.5	+3	21	20	8	1	7	72
		52		18	47	.383	4	17	.235	12	19	.632	6	26	32			22	13	15	1	2	52
MINNESOTA	1/30/99	61	W	21	51	.412	4	16	.250	15	20	.750	8	21	29	31.4	-5	12	15	6	4	7	61
		50		22	51	.431	3	10	.300	3	4	.750	9	25	34			18	8	14	4	3	50
at Indiana	2/3/99	60	L	26	60	.433	6	19	.316	2	2	1.000	6	19	25	31.1	-12	23	14	8	4	4	60
		71		27	52	.519	5	12	.417	12	21	.571	10	27	37			11	16	10	4	4	71
at Illinois	2/6/99	51	L	19	41	.463	7	17	.412	6	11	.545	4	19	23	30.8	-8	19	11	17	3	5	51
		53		18	48	.375	8	16	.500	9	15	.600	11	20	31			16	9	15	5	7	53
NORTHWESTERN	2/10/99	57	W	18	49	.367	5	17	.294	16	18	.889	6	26	32	30.8	+3	18	14	9	3	13	57
		45		14	44	.318	5	22	.227	12	14	.857	5	24	29			18	8	16	3	2	45
PENN STATE	2/13/99	73	W	24	50	.480	6	18	.333	19	22	.864	9	15	24	30.5	0	17	17	9	6	11	73
		63		22	43	.512	6	16	.375	13	15	.867	6	18	24			20	8	17	2	3	63
at Michigan St.	2/21/99	51	L	17	46	.370	6	17	.353	11	11	1.000	3	16	19	30.1	-20	27	8	11	2	6	51
		56		16	44	.364	0	4	.000	24	32	.750	14	25	39			16	9	11	1	4	56
at Ohio State	2/24/99	54	L	20	54	.370	9	24	.375	5	7	.714	5	22	27	30.0	-9	17	11	10	2	4	54
		63		20	48	.417	7	18	.389	16	22	.727	8	28	36			11	7	13	1	5	63
MICHIGAN	2/27/99	39	L	16	50	.320	5	19	.263	2	6	.333	8	19	27	29.9	-8	14	13	11	2	4	39
		51		19	45	.422	4	13	.308	9	12	.750	7	28	35			9	6	11	1	6	51
vs. Iowa	3/5/99	74	W	24	39	.615	9	15	.600	17	26	.654	3	22	25	29.7	-3	17	19	18	3	4	74
		60		24	54	.444	6	20	.300	6	12	.500	12	16	28			22	16	20	1	11	60
vs. Michigan St.	3/6/99	41	L	17	58	.293	3	17	.176	4	6	.667	12	24	36	29.9	-2	15	10	9	4	1	41
		56		22	51	.431	2	7	.286	10	12	.833	7	31	38			15	16	7	2	6	56
vs. SW Missouri																							

1999-00 GAME-BY-GAME STATISTICS (22-14, 8-8)

Opponent	Date	Final			W/L	FGA Pct			3-PTRS			REBOUNDS			M	PF	A	TO	Blk	Stl	Pts				
		1	2			FG	FGA	Pct	3FG	FGA	Pct	FT	FTA	Pct								Off	Def	Tot	
vs. Missouri	11/12	27	39	66	W	25	50	.500	6	15	.400	10	16	.625	6	26	32	32.0	0	17	16	8	4	6	66
		24	31	55		17	49	.347	9	25	.360	12	15	.800	9	23	32			21	9	14	2	5	55
at Syracuse	11/16	25	24	49	L	20	51	.392	3	21	.143	9	9	.667	6	18	24	28.0	-11	21	16	10	0	6	49
		28	40	68		23	46	.500	7	13	.538	15	21	.714	9	26	35			11	17	10	2	6	68
BALL STATE	11/20	25	35	60	W	21	38	.553	4	8	.500	14	25	.560	6	25	31	29.0	+2	16	14	15	2	5	60
		28	22	50		17	51	.333	6	24	.250	10	14	.714	11	18	29			22	8	11	1	5	50
at Milwaukee	11/23	31	38	69	W	26	53	.491	5	8	.625	12	18	.667	11	33	44	32.8	+13	13	14	11	9	4	69
		28	21	49		17	59	.288	5	18	.278	10	13	.769	12	19	31			18	8	6	2	6	49
at Wake Forest	11/30	14	34	48	L	19	50	.380	3	9	.333	7	12	.583	8	16	24	31.0	-16	18	9	10	1	3	48
		32	35	67		27	54	.500	4	15	.267	9	20	.450	15	25	40			11	16	12	4	6	67
RHODE ISLAND	12/3	37	29	66	W	27	70	.386	6	18	.333	6	13	.462	18	34	52	34.5	+20	22	12	9	2	6	66
		23	20	43		12	47	.255	3	14	.214	16	26	.615	5	27	32			17	3	13	7	5	43
TEXAS	12/7	19	42	61	W	20	47	.426	7	19	.368	14	19	.737	8	21	29	33.7	0	16	13	12	3	13	61
		17	28	45		16	41	.390	1	10	.100	12	16	.750	6	23	29			18	5	18	2	4	45
GREEN BAY	12/8	27	28	55	W	23	44	.523	7	17	.412	2	7	.286	4	18	22	32.3	-7	12	20	6	4	10	55
		16	18	34		11	35	.314	4	12	.333	8	12	.667	8	21	29			13	6	18	1	4	34
at South Fla.	12/11	30	33	63	L	24	48	.500	7	16	.438	8	10	.800	4	18	22	31.1	-3	22	14	12	0	5	63
		34	32	66		24	41	.585	8	15	.533	10	19	.526	4	21	25			14	19	12	1	5	66
at Northern Ill.	12/14	23	28	51	L	17	44	.386	3	16	.188	14	19	.737	6	24	30	31.0	-7	17	6	18	5	9	51
		33	22	55		21	54	.389	6	13	.462	7	12	.583	13	24	37			17	8	17	2	7	55
MARQUETTE	12/23	39	47	86	W	28	56	.500	3	14	.214	27	42	.643	14	16	30	30.9	+6	14	13	7	1	11	86
		27	47	74		27	47	.574	11	20	.550	9	10	.900	4	20	24			30	12	21	1	2	74
TEMPLE	12/29	27	35	62	W	18	48	.375	9	24	.375	15	18	.850	12	28	40	31.7	+15	16	14	9	3	4	62
		19	25	44		13	48	.271	8	21	.381	10	15	.667	8	17	25			19	2	9	2	6	44
at Indiana	1/5	30	37	67	L	24	61	.393	7	22	.318	12	14	.857	14	23	37	32.1	+5	30	18	19	5	5	67
		41	30	71		17	38	.447	4	7	.571	33	49	.673	7	25	32			16	7	18	3	11	71
ILLINOIS	1/08	18	45	63	W	21	56	.375	8	27	.296	13	14	.929	9	29	38	32.5	+2	18	12	13	1	5	63
		33	26	59		21	53	.396	2	19	.105	15	24	.625	9	27	36			14	6	13	3	3	59
OHIO STATE	1/13	28	23	51	L	18	56	.321	5	14	.357	10	16	.625	12	21	33	32.5	-10	15	11	5	2	5	51
		25	28	53		19	49	.388	6	16	.375	9	12	.750	12	31	43			18	8	16	7	2	53
at Purdue	1/15	27	25	52	L	22	49	.449	3	13	.231	5	5	1.000	5	29	36	32.8	+1	19	10	15	4	2	52
		31	32	63		21	58	.362	10	18	.556	11	19	.579	14	21	35			9	12	8	3	7	63
at Penn State	1/19	22	39	61	L	23	57	.404	7	26	.269	8	11	.727	10	26	36	32.9	+2	22	15	14	1	5	61
		35	41	76		23	52	.442	9	20	.450	21	28	.750	9	25	34			17	12	11	3	7	76
MINNESOTA	1/22	41	44	85	W	32	61	.525	9	20	.450	12	26	.462	12	25	37	33.2	+5	19	21	9	3	15	85
		18	35	53		19	45	.422	3	10	.300	12	21	.571	7	25	32			23	13	23	2	4	53
PURDUE	1/26	24	31	55	W	18	44	.409	3	13	.231	16	25	.640	4	28	32	33.1	-3	23	10	13	1	7	55
		22	23	45		14	49	.286	5	20	.250	12	20	.600	8	27	35			22	7	15	0	3	46
IOWA	1/29	29	32	61	W	18	42	.429	4	15	.267	15	18	.833	1	20	21	32.5	-9	21	11	13	2	5	61
		24	31	55		20	46	.435	5	9	.556	16	21	.762	7	23	30			19	7	13	0	5	55
at Ohio State	2/2	23	25	48	L	17	54	.315	4	18	.222	10	14	.714	11	24	35	32.6	+3	15	12	14	2	4	48
		29	22	51		18	49	.367	3	12	.250	12	14	.857	7	25	32			13	9	14	6	7	51
at Minnesota	2/5	35	31	66	W	24	47	.511	6	15	.400	12	15	.800	4	22	26	32.3	-5	22	15	18	4	9	66
		28	36	64		21	49	.429	3	13	.231	19	22	.864	9	22	31			18	13	17	6	6	64
MICHIGAN ST.	2/12	20	24	44	L	18	53	.340	4	19	.211	4	10	.400	6	17	23	31.9	-27	19	7	8	0	5	44
		35	26	61		19	49	.388	5	14	.357	18	23	.783	17	33	50			16	11	16	1	2	61
MICHIGAN	2/16	47	28	75	W	24	47	.511	12	17	.706	15	27	.556	8	21	29	31.8	-2	20	15	10	2	6	75
		33	26	59		20	48	.417	4	14	.286	15	22	.682	9	22	31			21	9	11	6	4	59
at Michigan St.	2/19	29	25	54	L	16	41	.390	7	15	.467	15	18	.833	9	20	29	31.7	+3	24	8	17	1	4	54
		31	28	59		16	47	.340	4	12	.333	23	28	.821	8	18	26			19	10	8	1	5	59
at Iowa	2/23	17	37	54	W	17	39	.436	4	18	.222	16	21	.762	8	19	27	31.5	+5	14	11	16	1	7	54
		26	19	45		17	39	.436	6	15	.400	5	8	.625	6	16	22			22	13	21	0	6	45
at Northwestern	3/1	33	29	62	W	22	41	.537	8	13	.615	10	14	.714	6	18	24	31.2	+3	18	20	11	3	9	62
		20	26	46		15	36	.417	5	11	.455	11	16	.688	6	15	21			14	12	15	1	3	46
INDIANA	3/5	22	34	56	W	20	49	.408	3	12	.250	13	19	.684	11	21	32	31.3	+7	13	8	8	2	3	56
		31	22	53		24	52	.462	4	12	.333	1	4	.250	8	17	25			17	9	10	2	3	53
vs Northwestern	3/9	27	24	51	W	18	42	.429	3	11	.273	12	17	.706	3	24	27	31.1	-8	14	14	10	12	7	51
		19	22	41		15	50	.300	3	9	.333	8	10	.800	11										

2000-01 GAME-BY-GAME STATISTICS (18-II, 9-7)

Opponent	Date	Final			W/L	3-PTRS			REBOUNDS			M	PF	A	TO	Blk	Stl	Pts							
		1	2			FG	FGA	Pct	3FG	FGA	Pct								FT	FTA	Pct	Off	Def	Tot	
at Tennessee	11/21	22	34	56	L	21	58	.362	6	24	.250	8	11	.727	18	22	40	40.0	+10	19	10	14	2	7	56
N. ILLINOIS	11/25	25	41	66		20	49	.408	9	17	.529	17	20	.850	8	22	30	30.0		16	15	10	7	9	66
		36	32	68	W	24	53	.453	8	20	.400	12	20	.600	13	21	34	37.0	+8	12	17	12	1	7	68
vs Maryland	11/29	28	36	64		23	49	.469	10	21	.476	8	10	.800	6	20	26	28.0		20	15	13	2	4	64
		34	28	78	W ot	22	58	.379	10	30	.333	24	30	.800	13	24	37	37.0	+4	22	18	13	2	7	78
XAVIER	12/2	37	25	75		25	56	.446	5	14	.357	20	29	.690	10	23	33	29.7		22	12	12	2	7	75
		33	28	61	W	21	38	.553	7	13	.538	12	19	.632	4	27	31	35.5	+9	25	14	20	2	7	61
at Green Bay	12/6	27	19	46		12	44	.273	4	20	.200	18	27	.667	7	15	22	27.8		21	5	15	1	9	46
		33	28	61	W	21	36	.583	5	10	.500	14	15	.933	3	22	25	33.4	+3	20	15	15	3	3	61
OHIO	12/9	22	31	53		19	47	.404	5	8	.625	10	16	.625	10	12	22	26.6		18	7	10	2	7	53
		31	34	65	W	20	46	.435	4	20	.200	21	29	.724	10	21	31	33.0	0	21	14	10	2	9	65
at Temple	12/14	23	23	46		14	42	.333	6	17	.353	12	17	.706	9	22	31	27.3		25	6	18	1	6	46
		26	40	66	W	19	44	.432	14	28	.500	14	19	.737	12	19	31	32.7	+7	11	16	10	1	6	66
MILWAUKEE	12/16	25	33	58		22	47	.468	9	25	.360	5	8	.625	8	16	24	26.9		17	10	11	2	5	58
		30	25	55	W	14	35	.400	4	7	.571	23	32	.719	8	27	35	33.0	+12	15	6	16	2	5	55
at Marquette	12/23	25	22	47		16	51	.314	9	30	.300	6	8	.750	6	17	23	26.4		25	9	9	3	3	47
		26	26	52	W	14	35	.400	4	16	.250	20	29	.690	8	18	26	32.2	+3	19	7	16	1	10	52
SOUTH FLA.	12/30	19	28	47		16	43	.372	0	9	.000	15	18	.833	9	14	23	26.0		24	5	15	0	8	47
		31	25	63	W ot	25	62	.403	6	13	.462	7	17	.412	16	21	37	32.7	+3	13	16	10	3	9	63
INDIANA	1/4	25	31	61		24	52	.462	7	16	.438	6	11	.545	9	25	34	26.8		18	11	17	9	4	61
		19	30	49	W	17	42	.405	3	12	.250	12	14	.857	1	26	27	32.2	-3	20	10	10	4	4	49
at Minnesota	1/6	28	18	46		17	45	.378	3	9	.333	9	16	.563	6	24	30	27.1		18	7	13	2	5	46
		24	25	49	L	17	50	.340	2	13	.154	13	20	.650	13	22	35	32.4	-1	19	9	13	6	6	49
at Purdue	1/10	23	31	54		18	44	.409	8	18	.444	10	20	.500	11	25	36	27.8		21	12	17	5	3	54
		30	37	67	L	21	49	.429	6	16	.375	19	24	.792	10	24	34	32.5	+8	26	14	14	3	5	67
at Michigan St.	1/13	30	43	73		24	48	.500	4	12	.333	21	29	.724	5	21	26	27.7		23	9	12	3	6	73
		31	26	59	L ot	22	50	.440	8	18	.444	7	10	.700	5	17	22	31.8	-17	18	13	10	3	2	59
IOWA	1/16	36	21	69		24	54	.444	5	16	.313	16	21	.762	13	26	39	28.5		14	17	8	5	3	69
		25	42	67	W	16	40	.400	6	17	.353	29	35	.829	3	23	26	31.4	-7	20	10	5	2	7	67
OHIO STATE	1/24	29	25	54		19	48	.396	4	15	.267	12	20	.600	9	24	33	28.8		28	7	11	1	2	54
		22	35	57	W	17	45	.378	4	16	.250	19	28	.679	9	22	31	31.4	-6	22	8	14	4	8	57
PENN STATE	1/27	18	24	42		11	44	.250	2	13	.154	18	25	.720	13	24	37	29.3		24	3	19	5	7	42
		28	35	63	W	20	47	.426	3	10	.300	20	27	.741	10	27	37	31.7	+9	15	11	16	3	3	63
BUTLER	1/30	26	32	58		21	53	.396	5	22	.227	11	13	.846	7	21	28	29.2		24	6	13	3	4	58
		20	24	44	L	17	38	.447	4	10	.400	6	16	.375	4	21	25	31.3	0	16	11	11	4	3	44
at Michigan	2/3	20	38	58		20	42	.476	7	17	.412	11	16	.688	3	22	25	29.0		13	9	7	3	8	58
		29	31	60	W	23	60	.383	8	21	.381	6	9	.667	13	20	33	31.4	+3	17	16	6	2	7	60
PURDUE	2/7	22	19	41		16	39	.410	3	13	.231	6	11	.545	4	26	30	29.1		14	9	17	7	2	41
		45	28	73	W	19	46	.413	7	15	.467	28	40	.700	8	25	33	31.5	-2	20	9	7	0	8	73
at Ohio State	2/10	17	37	54		17	48	.354	6	21	.286	14	22	.636	11	24	35	29.4		28	8	14	5	1	54
		35	23	58	L	20	46	.435	9	22	.409	9	12	.750	5	19	24	31.1	-5	22	15	8	2	5	58
at Illinois	2/13	30	33	63		22	43	.512	3	11	.273	16	25	.640	5	24	29	29.3		16	14	8	1	2	63
		35	32	67	L	23	42	.548	9	17	.529	12	18	.667	3	17	20	30.6	-10	23	14	14	4	5	67
NORTHWESTERN	2/18	22	46	68		22	48	.458	3	14	.214	21	28	.750	11	19	30	29.4		20	11	14	3	4	68
		30	29	59	W	22	49	.449	5	16	.313	10	17	.588	8	32	40	31.0	+8	13	12	12	4	4	59
MINNESOTA	2/21	16	21	37		11	53	.208	4	30	.133	11	13	.846	11	21	32	29.5		17	5	13	2	5	37
		30	34	64	W	24	50	.480	8	20	.400	8	13	.615	6	29	35	31.2	+5	10	15	10	4	5	64
at Indiana	2/24	31	23	54		20	53	.377	9	24	.375	5	10	.500	7	23	30	29.5		17	12	9	1	7	54
		29	26	55	L	19	47	.404	4	12	.333	13	14	.929	7	12	19	30.7	-5	8	14	10	1	9	55
MICHIGAN ST.	2/27	38	47	85		33	47	.702	14	19	.737	5	5	1.000	2	22	24	29.3		15	23	11	4	3	85
		20	27	47	L	18	42	.429	7	17	.412	4	7	.571	6	16	22	30.4	-9	13	12	10	2	4	47
at Iowa	3/3	28	23	51		18	41	.439	4	9	.444	11	14	.786	10	21	31	29.3		13	9	13	4	3	51
		28	31	59	W	22	45	.489	5	16	.313	10	13	.769	4	18	22	30.1	-3	20	14	6	1	4	59
vs Indiana	3/9	28	29	57		17	40	.425	5	16	.313	18	19	.947	5	21	26	29.2		18	8	12	1	2	57
		28	24	52	L	20	53	.377	5	16	.313	7	10	.700	7	18	25	29.9	-11	26	14	13	0	7	52
vs Georgia St.	3/15	24	40	64		19	41	.463	0	6	.000	26	35	.743	8	28	36	29.5		14	13	14	4	2	64
		30	19	49	L	17	43	.395	3	12	.250	12	20	.600	6	26	32	30.0	-1	15	4	12	0	6	49
		19	31	50		20	53	.377	5	23	.217	5	8												

2001-02 GAME-BY-GAME STATISTICS (I9-13, II-5)

Opponent	Date	1		Final	W/L	3-PTRS			REBOUNDS			M	PF	A	TO	Blk	Stl	Pts							
		FG	FGA			Pct	3FG	FGA	Pct	FT	FTA								Pct	Off	Def	Tot			
at UNLV	11/17	29	40	69	L	25	58	.431	9	25	.360	10	15	.667	10	22	32	32.0	-3	19	9	16	0	4	69
		36	38	74		31	55	.564	2	8	.250	10	20	.500	9	26	35	35.0		15	14	18	4	10	74
at Hawaii-Hilo	11/23	31	47	78	W	28	55	.509	5	17	.294	17	23	.739	10	31	41	36.5	+12	14	16	16	2	5	78
		30	32	62		23	61	.377	8	22	.364	8	13	.615	10	19	29	32.0		17	12	13	2	8	62
vs Weber State	11/24	32	37	69	L	24	60	.400	6	24	.250	15	21	.714	13	29	42	38.3	+3	19	13	9	2	4	69
		28	45	73		25	61	.410	11	22	.500	12	20	.600	13	26	39	34.3		19	7	7	1	4	73
vs Hawaii	11/25	30	27	57	L	18	49	.367	5	15	.333	16	26	.615	15	20	35	37.5	+2	21	9	13	2	5	57
		32	28	60		23	50	.460	3	11	.273	11	19	.579	13	20	33	34.0		21	11	14	3	4	60
at Georgia Tech	11/28	39	22	61	L	20	51	.392	10	26	.385	11	15	.733	7	19	26	35.2	-8	16	16	17	1	9	61
		27	35	62		25	55	.455	5	14	.357	7	10	.700	11	23	34	34.0		17	17	19	4	8	62
GREEN BAY	12/1	41	29	70	W	28	51	.549	4	11	.364	10	25	.769	10	25	35	35.2	+12	16	14	14	2	6	70
		21	36	57		22	49	.449	3	13	.231	10	19	.526	7	16	23	32.2		19	8	12	2	8	57
TEMPLE	12/3	20	33	67	Lot	22	65	.338	11	40	.275	12	18	.667	17	27	44	36.4	+4	18	13	13	1	1	67
		31	22	70		25	62	.403	9	31	.290	11	17	.647	11	29	40	33.3		19	5	11	3	9	70
at Ohio	12/8	34	43	77	W	22	55	.400	13	28	.464	20	29	.690	10	29	39	36.8	+3	19	13	16	2	5	77
		36	35	71		28	58	.483	8	14	.571	7	13	.538	6	30	36	33.6		26	15	14	4	10	71
at Xavier	12/10	21	27	48	L	21	60	.350	4	15	.267	2	5	.400	12	22	34	36.4	+2	18	12	14	0	5	48
		33	24	57		21	46	.457	2	11	.182	13	16	.813	4	28	32	33.4		15	11	14	5	6	57
FURMAN	12/15	27	41	68	W	24	52	.462	7	17	.412	13	18	.722	11	22	33	36.1	+2	11	15	10	0	2	68
		31	39	60		22	53	.415	9	21	.429	7	8	.875	10	21	31	33.2		20	13	14	1	7	60
MARQUETTE	12/22	37	49	86	W	29	50	.580	9	14	.643	19	30	.633	9	19	28	35.4	0	20	19	10	2	5	86
		21	52	73		24	50	.480	7	21	.333	18	23	.783	10	18	28	32.7		29	13	16	4	5	73
at Milwaukee	12/27	39	42	81	W	26	47	.553	5	14	.357	24	27	.889	5	29	34	35.2	+5	16	11	19	4	5	81
		27	52	79		30	73	.411	9	30	.300	10	15	.667	11	18	29	32.4		22	18	9	2	12	79
TENNESSEE	12/29	31	34	65	W	17	44	.386	9	21	.429	22	26	.846	8	20	28	34.7	-4	11	12	10	1	5	65
		33	29	62		24	54	.444	8	15	.533	6	12	.500	10	22	32	32.4		20	12	9	5	7	62
at Iowa	1/2	27	30	57	L	20	56	.357	4	16	.250	13	16	.813	11	22	33	34.6	-8	19	13	15	0	9	57
		36	33	69		24	56	.429	5	13	.385	16	23	.696	15	26	41	33.0		18	12	13	2	8	69
ILLINOIS	1/5	26	46	72	W	21	45	.467	7	20	.350	23	33	.697	7	17	24	33.9	-6	17	14	11	4	8	72
		31	35	66		24	50	.480	5	17	.294	13	16	.813	8	22	30	32.8		22	15	18	1	4	66
at Penn State	1/9	21	28	49	L	19	48	.396	3	14	.214	8	8	1.000	9	28	37	34.1	+6	15	9	17	6	5	49
		24	27	51		17	55	.309	7	23	.304	10	14	.714	12	19	31	32.7		11	9	11	2	6	51
at Michigan St.	1/12	28	36	64	W	25	59	.424	4	21	.190	10	13	.769	13	15	28	33.7	-5	15	13	7	3	9	64
		32	31	63		22	45	.489	5	13	.385	14	16	.875	10	23	33	32.7		18	13	16	6	5	63
MINNESOTA	1/16	34	39	73	W	22	55	.400	6	24	.250	23	28	.821	10	21	31	33.6	-10	21	9	9	3	10	73
		35	29	64		25	55	.455	3	17	.176	11	18	.611	14	27	41	33.2		25	11	20	4	3	64
PURDUE	1/19	43	34	77	W	27	49	.551	10	15	.667	13	21	.619	9	22	31	33.4	+5	14	18	13	2	6	77
		31	35	66		25	52	.481	9	24	.375	7	12	.583	8	18	26	32.8		22	10	13	3	4	66
at Illinois	1/23	23	25	48	L	17	47	.362	3	15	.200	11	21	.524	15	12	27	33.1	-6	12	8	21	2	8	48
		46	34	80		30	51	.588	10	20	.500	10	14	.714	10	23	33	32.8		20	25	16	3	10	80
PENN STATE	1/26	32	34	66	W	22	48	.458	2	7	.286	20	30	.667	15	21	36	33.2	+9	16	8	15	4	5	66
		20	43	63		21	49	.429	7	17	.412	14	18	.778	8	19	27	32.5		25	13	13	1	7	63
at Northwestern	1/30	22	38	60	L	23	48	.479	8	24	.333	6	14	.429	6	22	28	33.0	-5	21	19	10	2	1	60
		25	44	69		20	47	.426	7	21	.333	22	27	.815	7	26	33	32.5		14	13	6	2	7	69
at Michigan	2/2	22	31	53	L	18	57	.316	4	15	.267	13	19	.684	15	20	35	33.1	+4	19	8	13	2	5	53
		37	27	64		22	45	.489	3	10	.300	17	20	.850	5	26	31	32.5		19	10	15	4	4	64
OHIO STATE	2/6	38	43	94	Wot	27	59	.458	4	23	.174	36	46	.783	18	21	39	33.3	-1	25	11	14	3	7	94
		39	42	92		32	64	.500	4	10	.400	24	32	.750	16	24	40	32.8		32	11	13	1	7	92
NORTHWESTERN	2/9	26	47	73	W	27	49	.551	5	14	.357	14	18	.778	6	26	32	33.3	+7	13	12	10	1	4	73
		24	20	44		20	48	.417	4	16	.250	0	7	.000	7	18	25	32.5		21	7	15	1	7	44
at Indiana	2/13	40	24	64	W	27	56	.482	7	15	.467	3	5	.600	11	19	30	33.2	+1	14	14	8	2	5	64
		35	28	63		25	51	.490	6	15	.400	7	9	.778	9	20	29	32.3		13	14	11	8	4	63
at Minnesota	2/16	29	38	67	W	21	51	.412	9	23	.391	16	21	.762	7	22	29	33.0	-5	14	14	11	0	5	67
		34	28	62		26	54	.481	4	18	.222	6	10	.600	8	26	34	32.4		20	20	14	3	4	62
IOWA	2/19	23	41	64	W	23	48	.479	4	13	.308	14	17	.824	6	18	24	32.7	-9	14	14	11	1	10	64
		22	34	56		23	48	.479	6	18	.333	4	10	.400	11	22	33	32.4		18	11	18	0	4	56
MICHIGAN	2/27	48	26	74	W	27	57	.474	13	19	.684	7	13	.538	9	23	32	32.7	+3	15	16	7			

2002-03 GAME-BY-GAME STATISTICS (24-8, 12-4)

Opponent	Date	1	2	Final	W/L	FG	FGA	Pct	3-PTRS			REBOUNDS			M	PF	A	TO	Blk	Stl	Pts				
									3FG	FGA	Pct	FT	FTA	Pct								Off	Def	Tot	
E. WASH.	11/15	34	47	81	W	26	57	.456	6	12	.500	23	27	.852	12	24	36	36.0	+8	19	12	9	3	9	81
		25	30	55		20	46	.435	3	11	.273	12	17	.706	6	22	28	28.0		25	8	19	3	4	55
N. ILLINOIS	11/16	35	49	84	W	32	67	.478	5	17	.294	15	19	.789	14	22	36	36.0	+4	13	11	6	0	12	84
		20	36	56		23	52	.442	3	14	.214	7	12	.583	9	23	32	30.0		18	10	18	3	1	56
MILWAUKEE	11/23	37	46	83	W	25	55	.455	7	13	.538	26	32	.813	13	31	44	38.7	+11	16	15	13	5	2	83
		26	46	72		28	70	.400	6	25	.240	10	13	.769	12	21	33	31.0		23	12	7	3	6	72
at Green Bay	11/30	32	37	69	W	24	57	.421	4	16	.250	17	22	.773	13	24	37	38.2	+2	9	9	7	5	10	69
		26	26	52		21	56	.375	8	13	.615	2	4	.500	12	23	35	32.0		24	13	17	4	1	52
WAKE FOREST	12/4	29	51	80	L	28	56	.500	9	24	.375	15	24	.625	9	18	27	36.0	-10	21	16	13	2	6	80
		39	51	90		33	61	.541	7	19	.368	17	19	.895	11	26	37	33.0		23	12	14	2	5	90
UNLV	12/7	47	44	91	W	30	62	.484	3	13	.231	28	40	.700	17	31	48	38.0	+12	19	16	12	3	6	91
		31	43	74		32	71	.451	2	11	.182	8	16	.500	13	23	36	33.5		28	18	12	4	9	74
NEW HAMP.	12/11	49	36	85	W	34	63	.540	5	20	.250	12	15	.800	18	20	38	38.0	+10	9	16	11	6	16	85
		16	20	36		15	47	.319	2	13	.154	4	7	.571	14	14	28	32.7		16	6	25	0	4	36
at Marquette	12/14	29	25	54	L	19	52	.365	5	19	.263	11	15	.733	10	17	27	36.6	-3	15	13	10	1	5	54
		28	35	63		24	46	.522	4	9	.444	11	13	.846	6	24	30	32.4		13	12	12	3	7	63
TEXAS SO.	12/21	45	36	81	W	28	55	.509	12	20	.600	13	17	.765	10	23	33	36.2	+8	13	17	15	8	11	81
		28	30	58		20	50	.400	9	24	.375	9	11	.818	7	18	25	31.6		17	13	19	3	7	58
OHIO	12/23	36	39	75	W	29	59	.492	4	14	.286	13	21	.619	14	25	39	36.5	+13	12	18	6	1	9	75
		30	21	51		18	47	.383	7	12	.583	8	9	.889	4	22	26	31.0		20	12	15	4	3	51
at Temple	1/2	42	38	80	W	24	41	.585	9	18	.500	23	27	.852	6	25	31	36.0	+9	13	16	12	2	3	80
		31	36	67		25	57	.439	11	26	.423	6	8	.750	9	13	22	30.2		22	11	8	2	3	67
CHICAGO ST.	1/4	29	44	73	W	26	47	.553	6	15	.400	15	20	.750	7	24	31	35.6	+9	14	15	14	7	11	73
		21	24	45		17	45	.378	4	11	.364	7	9	.778	5	17	22	29.5		20	5	20	1	7	45
at Michigan	1/8	34	31	65	L	24	50	.480	3	8	.375	14	21	.667	8	22	30	35.2	-5	16	12	17	1	6	65
		31	35	66		23	55	.418	9	19	.474	11	12	.917	11	24	35	29.9		18	13	19	1	5	66
at Illinois	1/11	30	33	63	L	24	54	.444	4	17	.235	11	17	.647	6	25	31	34.9	+2	18	8	10	0	4	63
		36	33	69		25	50	.500	8	15	.533	11	14	.786	2	27	29	29.9		18	18	10	0	3	69
MINNESOTA	1/15	29	37	66	W	25	55	.455	6	19	.316	10	13	.769	10	30	40	35.2	+11	14	15	16	3	5	66
		26	24	50		21	58	.362	5	17	.294	3	7	.429	8	21	29	29.8		16	15	14	4	7	50
at Ohio State	1/18	22	31	53	W	21	43	.488	3	12	.250	8	12	.667	8	19	27	34.7	0	13	11	16	2	4	53
		27	25	52		22	51	.431	1	9	.111	7	11	.636	11	16	27	29.6		13	11	10	2	5	52
IOWA	1/22	25	49	74	W	29	60	.483	7	19	.368	9	11	.818	7	14	21	33.9	-9	15	17	5	2	6	74
		26	35	61		24	43	.558	1	9	.111	12	17	.706	5	25	30	29.6		14	11	17	4	1	61
NORTHWESTERN	1/29	35	34	69	W	25	54	.463	5	13	.385	14	19	.737	17	25	42	34.3	+21	18	10	10	2	7	69
		25	25	50		18	47	.383	4	22	.182	10	14	.714	5	16	21	29.2		16	6	8	4	8	50
PENN STATE	2/1	50	36	86	W	34	56	.607	3	12	.250	15	19	.789	9	30	39	34.6	+17	14	13	11	4	11	86
		22	33	55		18	53	.340	7	18	.389	12	13	.923	6	16	22	28.8		20	7	15	3	5	55
at Purdue	2/5	22	38	60	L	19	60	.317	6	20	.300	16	25	.640	10	17	27	34.2	-19	22	10	9	1	7	60
		41	37	78		23	51	.451	7	16	.438	25	32	.781	10	36	46	29.7		22	11	17	4	6	78
at Northwestern	2/8	35	39	74	W	28	53	.528	8	16	.500	10	15	.667	14	23	37	34.3	+12	22	15	13	5	3	74
		29	30	59		20	47	.426	4	12	.333	15	21	.714	9	16	25	29.4		16	10	8	2	5	59
MICHIGAN ST.	2/11	31	33	64	W	20	54	.370	7	19	.368	17	22	.773	9	18	27	34.0	-3	14	10	5	2	5	64
		27	26	53		22	42	.524	3	13	.231	6	10	.600	4	26	30	29.5		25	12	15	2	1	53
INDIANA	2/15	21	50	71	W	22	50	.440	5	16	.313	22	25	.880	7	23	30	33.8	-5	13	10	6	2	5	71
		29	30	59		25	57	.439	4	15	.267	5	8	.625	12	23	35	29.7		21	10	10	3	4	59
at Penn State	2/19	28	29	57	L	22	60	.367	6	18	.333	7	11	.636	11	23	34	33.8	0	12	12	10	2	6	57
		28	30	58		21	51	.412	7	15	.467	9	10	.900	5	29	34	29.9		18	10	14	5	4	58
at Iowa	2/22	21	40	61	W	23	52	.442	7	19	.368	8	13	.615	8	14	22	33.4	-18	15	16	8	1	9	61
		29	24	53		20	46	.435	3	16	.188	10	15	.667	14	26	40	30.3		18	12	18	2	3	53
MICHIGAN	2/26	31	42	73	W	28	53	.528	10	20	.500	7	10	.700	7	24	31	33.3	+1	12	18	6	4	7	73
		20	22	42		16	51	.314	1	14	.071	9	11	.818	10	20	30	30.3		14	6	12	0	3	42
at Minnesota	3/2	37	32	69	W	21	39	.538	9	21	.429	18	21	.857	4	21	25	33.0	+3	11	13	14	2	6	69
		27	34	61		26	49	.531	8	17	.471	1	5	.200	5	17	22	30.0		15	18	13	3	6	61
ILLINOIS	3/5	32	28	60	W	18	46	.391	9	26	.346	15	19	.789	8	23	31	32.9	+6	13	9	10	3	5	60
		26	33	59		23	51	.451	4	9	.444	9	14	.643	5	20	25	29.8		20	12	8	3	6	59
vs Ohio State	3/14	25	25	50	L	18	53	.340	8	28	.286	6	12	.500	13	19	32	32.9	-1	16	13				

2003-04 GAME-BY-GAME STATISTICS (25-7, 12-4)

Opponent	Date	1		Final	W/L	3-PT RS			REBOUNDS			M	PF	A	TO	Blk	Stl	Pts							
		FG	FGA			Pct	3FG	FGA	Pct	FT	FTA								Pct	Off	Def	Tot			
at Pennsylvania	11/21	33	31	64	W	23	60	.383	1	14	.071	17	28	.607	16	27	43	43.0	+12	11	9	6	3	9	64
		25	28	53		22	54	.407	6	19	.316	3	4	.750	5	26	31	31.0		25	14	13	2	2	53
EASTERN ILL.	11/25	30	51	81	W	21	55	.382	5	17	.294	34	41	.829	14	20	34	38.5	+1	15	13	7	1	12	81
		22	25	47		17	44	.386	2	7	.286	11	15	.733	9	24	33	32.0		29	8	23	3	3	47
RUTGERS	11/29	21	34	55	W	17	45	.378	3	20	.150	18	22	.818	7	21	28	35.0	-7	13	11	12	1	10	55
		19	24	43		18	46	.391	3	10	.300	4	12	.333	12	23	35	33.0		22	6	23	4	8	43
at Maryland	12/2	22	39	67	Lot	22	61	.361	10	23	.435	13	20	.650	13	27	40	36.2	-1	20	17	14	3	5	67
		30	31	73		30	62	.484	2	9	.222	11	21	.524	12	29	41	35.0		20	12	11	10	12	73
DETROIT	12/6	30	38	68	W	23	47	.489	7	20	.350	15	19	.789	11	22	33	35.6	+9	13	17	8	1	6	68
		20	22	42		15	42	.357	5	16	.313	7	13	.538	8	16	24	32.8		17	8	14	3	4	42
GREEN BAY	12/10	40	33	73	W	27	50	.540	5	12	.417	14	27	.519	9	19	28	34.3	+3	14	15	7	4	10	73
		25	32	57		24	44	.545	3	8	.375	6	9	.667	3	22	25	31.5		22	11	17	2	2	57
MILWAUKEE	12/13	43	46	89	W	34	67	.507	8	23	.348	13	17	.765	16	24	40	35.1	+15	19	22	9	2	7	89
		32	39	71		27	53	.509	3	13	.231	14	22	.636	8	17	25	30.6		19	10	13	0	5	71
MARQUETTE	12/20	32	31	63	W	20	51	.392	1	12	.083	22	32	.688	13	22	35	35.1	+1	12	11	7	2	4	63
		32	27	59		22	53	.415	9	18	.500	6	9	.667	11	23	34	31.0		23	4	14	4	2	59
vs Ohio	12/27	39	32	71	W	22	52	.423	8	21	.381	19	28	.679	14	25	39	35.6	+13	16	20	13	7	8	71
		26	22	48		18	47	.383	4	11	.364	8	13	.615	7	19	26	30.4		20	9	18	2	8	48
at Alabama	12/30	32	24	56	L	18	48	.375	6	21	.286	14	18	.778	8	16	24	34.4	-10	16	9	10	4	6	56
		33	38	71		25	48	.521	5	11	.455	16	20	.800	10	24	34	30.8		17	8	11	3	4	71
C. OF CHAR.	1/3	36	39	75	W	29	58	.500	2	9	.222	15	25	.600	12	28	40	34.9	+10	16	12	11	1	10	75
		20	29	49		16	51	.314	6	21	.286	11	16	.688	8	22	30	30.7		21	8	18	6	5	49
INDIANA	1/6	37	42	79	W	29	59	.492	10	23	.435	11	14	.786	11	28	39	35.2	+6	16	21	5	7	4	79
		15	30	45		16	55	.291	2	11	.182	11	19	.579	13	20	33	30.9		18	9	10	0	1	45
MICHIGAN ST.	1/10	41	36	77	W	24	45	.533	5	14	.357	24	35	.686	10	16	26	34.5	+3	13	15	11	3	11	77
		31	33	64		22	44	.500	7	14	.500	13	13	1.000	5	18	23	30.3		27	14	17	1	6	64
at Purdue	1/14	20	31	51	L	18	47	.383	3	14	.214	12	19	.632	9	18	27	34.0	-1	20	6	8	3	3	51
		24	29	53		15	42	.357	4	10	.400	19	23	.826	6	22	28	30.1		20	9	7	1	3	53
MICHIGAN	1/21	35	39	74	W	27	56	.482	6	13	.462	14	16	.875	12	25	37	34.2	+8	12	19	10	5	3	74
		34	29	63		26	59	.441	4	14	.286	7	12	.583	10	19	29	30.1		19	11	9	4	2	63
LLINOIS	1/24	38	38	76	W	27	52	.519	7	15	.467	15	25	.600	10	26	36	34.3	+8	17	9	12	4	7	76
		30	26	56		19	52	.365	2	15	.133	16	19	.842	10	18	28	29.9		24	9	15	3	3	56
at Ohio State	1/28	37	32	69	W	26	54	.481	9	19	.474	8	14	.571	7	17	24	33.7	-17	24	13	13	3	12	69
		27	30	57		20	50	.400	2	9	.222	15	25	.600	17	24	41	30.6		19	8	21	2	8	57
MINNESOTA	2/4	33	47	80	W	24	52	.462	7	21	.333	25	33	.758	12	18	30	33.5	+4	14	15	12	2	9	80
		26	40	66		27	48	.563	2	6	.333	10	13	.769	5	21	26	30.3		24	15	18	4	8	66
at Northwestern	2/7	19	32	51	L	19	53	.358	5	17	.294	8	9	.889	13	16	29	33.3	+1	16	17	12	1	5	51
		36	33	69		21	41	.512	8	17	.471	19	21	.905	6	22	28	30.2		14	16	13	4	8	69
at Iowa	2/11	32	22	54	W	22	56	.393	7	24	.292	3	6	.500	12	18	30	33.1	-8	12	14	13	2	6	54
		25	27	52		21	51	.412	7	16	.438	3	4	.750	13	25	38	30.6		11	9	19	2	6	52
OHIO STATE	2/14	36	42	78	W	20	43	.465	6	14	.429	32	38	.842	9	27	36	33.2	+8	21	12	10	3	5	78
		28	20	48		18	48	.375	5	15	.333	7	17	.412	9	19	28	30.5		32	5	14	4	3	48
at Illinois	2/18	28	29	57	L	24	48	.500	4	11	.364	5	8	.625	9	17	26	32.9	+1	20	13	17	3	7	57
		30	35	65		18	42	.429	8	19	.421	21	27	.778	8	17	25	30.2		12	8	12	3	10	65
at Michigan	2/22	30	29	59	L	21	56	.375	3	20	.150	14	18	.778	11	16	27	32.7	-2	21	5	10	2	3	59
		38	33	71		25	43	.581	4	11	.364	17	20	.850	4	25	29	30.2		18	12	14	5	5	71
PENN STATE	2/25	30	38	68	W	24	57	.421	8	23	.348	12	16	.750	16	19	35	32.8	+5	12	19	7	4	8	68
		22	23	45		18	49	.367	2	12	.167	7	8	.875	12	18	30	30.2		18	8	14	0	2	45
PURDUE	2/29	29	53	82	W	31	60	.517	7	20	.350	13	16	.813	16	22	38	33.0	+19	14	19	7	1	7	82
		21	25	46		16	43	.372	2	8	.250	12	16	.750	6	13	19	29.7		19	7	14	1	1	46
at Michigan St.	3/2	35	17	68	Wot	23	55	.418	7	21	.333	15	18	.833	9	29	38	33.2	+5	12	7	12	2	6	68
		30	22	64		24	61	.393	8	18	.444	8	11	.727	9	24	33	29.8		18	12	10	1	9	64
at Indiana	3/6	33	37	70	W	24	49	.490	6	17	.353	16	23	.696	9	24	33	33.1	-2	11	10	8	3	5	70
		18	34	52		20	58	.345	6	26	.231	6	9	.667	16	19	35	30.0		17	11	11	1	4	52
vs Minnesota	3/12	30	36	66	W	26	58	.448	5	14	.357	9	15	.600	11	20	31	33.1	-4	10	12	10	0	13	66
		22	30	52		23	54	.426	3	15	.200	3	5	.600	13	22	35	30.2		14	12	19	3	5	52
vs MICH. ST.	3/13	30	38	68	W	23	49	.469	9	21	.429	13	19	.684	10	19	29	32.9	+4	13	12	5	3	1	

2004-05 GAME-BY-GAME STATISTICS (25-9, 11-5)

Opponent	Date	1	2	Final	W/L	FG	FGA	Pct	3-PTRS			REBOUNDS			M	PF	A	TO	Blk	Stl	Pts				
									3FG	FGA	Pct	FT	FTA	Pct								Off	Def	Tot	
PENN	11/20	36	41	77	W	24	47	.511	8	14	.571	21	28	.750	7	33	40	40.0	+17	21	17	16	3	6	77
		20	24	44		15	47	.319	5	20	.250	9	17	.529	3	20	23	23.0		29	11	18	1	11	44
UC-S. BARB.	11/23	34	38	72	W	27	48	.563	8	18	.444	10	16	.625	8	20	28	34.0	+5	12	17	11	1	4	72
		26	35	61		25	51	.490	6	18	.333	5	7	.714	6	17	23	23.0		17	13	11	0	7	61
at Pepperdine	11/27	34	27	61	L	21	51	.412	3	17	.176	16	23	.696	17	22	39	35.7	+12	12	7	22	1	5	61
		34	41	75		28	58	.483	8	18	.444	11	14	.786	10	17	27	24.3		20	12	14	2	8	75
MARYLAND	11/30	38	31	69	W	22	55	.400	4	20	.200	21	30	.700	9	23	32	34.8	-9	17	9	12	5	10	69
		32	32	64		26	61	.426	5	16	.313	7	13	.538	13	28	41	28.5		24	15	18	4	6	64
at Rutgers	12/4	29	41	70	W	25	51	.490	11	26	.423	9	17	.529	8	27	35	34.8	-1	19	16	12	3	6	70
		23	39	62		24	57	.421	4	16	.250	10	18	.556	11	25	36	30.0		20	11	10	4	4	62
GREEN BAY	12/7	35	30	65	W	23	50	.460	4	19	.211	15	23	.652	11	20	31	34.2	+6	14	12	11	0	6	65
		21	34	55		21	46	.457	6	13	.462	7	11	.636	5	20	25	29.2		23	10	14	3	6	55
at Marquette	12/11	23	31	54	L	18	52	.346	10	22	.455	8	13	.615	4	24	28	33.3	-16	17	7	10	1	8	54
		34	29	63		21	57	.368	8	25	.320	13	17	.765	14	30	44	31.3		16	8	11	4	2	63
MILWAUKEE	12/15	25	41	66	W	22	58	.379	7	18	.389	15	21	.714	13	32	45	34.8	+9	14	10	12	4	8	66
		14	23	37		14	55	.255	4	21	.190	5	7	.714	10	26	36	31.9		22	6	17	4	5	37
UNC-GREENS.	12/23	29	56	85	W	32	65	.492	8	21	.381	13	30	.433	22	28	50	36.4	+27	14	22	15	2	9	85
		22	31	53		21	49	.429	0	8	.000	11	21	.524	5	18	23	30.9		21	10	20	1	8	53
W. CAROLINA	12/27	40	49	89	W	34	76	.447	8	20	.400	13	20	.650	19	34	53	38.1	+20	16	16	9	4	11	89
		20	29	49		19	55	.345	2	14	.143	9	16	.563	7	26	33	31.1		20	12	21	1	5	49
ALABAMA	12/29	33	43	76	W	26	52	.500	11	22	.500	13	20	.650	4	25	29	37.3	-4	14	15	5	2	4	76
		23	39	62		24	54	.444	5	15	.333	9	13	.692	6	27	33	31.3		19	7	10	5	3	62
at Purdue	1/5	30	47	77	W	24	50	.480	14	22	.636	15	22	.682	7	22	29	36.6	+2	14	19	12	2	2	77
		26	42	68		29	54	.537	1	9	.111	9	17	.529	6	21	27	30.9		18	19	9	4	3	68
at Indiana	1/8	20	41	61	L	16	45	.356	3	18	.167	26	32	.813	12	22	34	36.4	+6	27	5	18	0	3	61
		34	40	74		23	47	.489	5	14	.357	23	32	.719	7	21	28	30.7		23	9	9	3	5	74
OHIO STATE	1/11	31	41	72	W	26	54	.481	4	11	.364	16	24	.667	6	28	34	36.2	-1	14	13	9	3	4	72
		26	40	66		27	64	.422	7	23	.304	5	9	.556	11	24	35	31.0		23	12	10	1	4	66
MICHIGAN ST.	1/16	28	34	62	W	21	55	.382	12	28	.429	8	13	.615	9	25	34	36.1	-4	14	16	9	2	3	62
		32	27	59		24	57	.421	5	17	.294	6	11	.545	11	27	38	31.5		17	10	10	0	5	59
at Michigan	1/22	37	35	72	W	22	55	.400	2	10	.200	26	33	.788	15	32	47	36.8	+15	18	10	14	1	4	72
		32	29	61		22	60	.367	5	17	.294	12	19	.632	9	23	32	31.5		25	12	10	9	6	61
ILLINOIS	1/25	33	32	65	L	25	54	.463	10	24	.417	5	12	.417	8	22	30	36.4	-3	15	14	13	3	4	65
		35	40	75		25	54	.463	8	15	.533	17	20	.850	7	26	33	31.6		15	17	10	4	9	75
at Penn State	1/29	41	35	76	W	31	58	.534	8	18	.444	6	12	.500	10	23	33	36.2	+1	19	17	6	4	6	76
		25	25	50		18	51	.353	4	14	.286	10	15	.667	13	19	32	31.6		17	8	13	0	4	50
NORTHWESTERN	2/2	42	31	73	W	23	48	.479	10	22	.455	17	23	.739	8	17	25	35.6	-1	13	16	11	1	10	73
		26	32	58		21	41	.512	6	14	.429	10	18	.556	7	19	26	31.3		23	12	16	1	5	58
at Minnesota	2/5	24	26	50	L	19	58	.328	6	22	.273	6	6	1.000	15	25	40	35.8	+8	14	10	17	3	3	50
		22	38	60		25	55	.455	2	13	.154	8	12	.667	8	24	32	31.4		11	12	11	5	9	60
IOWA	2/9	34	38	72	W	20	43	.465	5	11	.455	27	35	.771	7	27	34	35.7	+3	17	5	8	4	1	72
		34	35	69		27	60	.450	8	21	.381	7	14	.500	11	20	31	31.3		27	12	6	3	4	69
at Illinois	2/12	26	33	59	L	22	47	.468	8	19	.421	7	16	.438	8	17	25	35.2	-4	16	10	14	1	7	59
		27	43	70		22	48	.458	8	18	.444	18	19	.947	8	21	29	31.2		15	11	11	1	9	70
MICHIGAN	2/16	37	39	76	W	27	56	.482	8	17	.471	14	24	.583	15	24	39	35.4	+11	12	20	7	2	8	76
		17	33	50		18	49	.367	5	18	.278	9	12	.750	8	20	28	31.1		16	10	14	4	3	50
at Michigan St.	2/24	25	39	64	L	23	55	.418	6	14	.429	12	15	.800	10	16	26	35.0	-8	22	16	10	1	4	64
		33	44	77		28	50	.560	4	14	.286	17	23	.739	10	24	34	31.2		17	19	10	2	6	77
at Ohio State	2/27	37	27	64	W	24	48	.500	8	15	.533	8	14	.571	9	28	37	35.1	+13	13	15	17	0	4	64
		27	29	56		20	50	.400	5	22	.227	11	15	.733	5	19	24	30.9		17	11	12	1	7	56
INDIANA	3/1	37	25	62	W	20	49	.408	6	20	.300	16	27	.593	10	22	32	35.0	-3	11	10	8	1	6	62
		30	30	60		23	52	.442	5	17	.294	9	17	.529	11	24	35	31.1		22	11	10	3	5	60
PURDUE	3/5	40	24	64	W	20	46	.435	9	22	.409	15	20	.750	13	22	35	35.0	+15	12	13	14	0	2	64
		19	33	52		19	48	.396	5	16	.313	9	11	.818	5	15	20	30.7		19	8	9	2	7	52
vs Ohio State	3/11	29	31	60	W	22	56	.393	2	12	.167	14	19	.737	11	30	41	35.2	+5	10	8	9	2	6	60
		18	31	49		21	61	.344	2	20	.100	5	6	.833	10	26	36	30.9		16	11	11	1	6	49
vs Iowa	3/12	27	32	59	W	23	56	.411	7	22	.318	6	12	.500	11	20	31	35.0	-1	17	16	6	1	8	59
		26	30	56		20	44	.455																	

2005-06 GAME-BY-GAME STATISTICS (19-12, 9-7)

Opponent	Date	1	2	Final	W/L	FG	FGA	Pct	3-PTRS			REBOUNDS			M	PF	A	TO	Blk	Stl	Pts				
									3FG	FGA	Pct	FT	FTA	Pct								Off	Def	Tot	
vs Norfolk St.	11/18	40	40	80	W	31	63	.492	7	19	.368	11	19	.579	19	24	43	43.0	+17	14	18	13	4	4	80
		25	26	51		22	50	.440	2	11	.182	5	15	.333	8	18	26	26.0		24	7	14	2	5	51
vs E. Kentucky	11/19	31	35	95	W	34	76	.447	9	26	.346	18	25	.720	21	23	44	43.5	+10	23	17	16	3	6	95
		32	34	89		29	59	.492	11	20	.550	20	32	.625	11	23	34	30.0		23	12	15	2	11	89
vs Old Dominion	11/21	32	52	84	W	27	59	.458	7	20	.350	23	30	.767	9	31	40	42.3	+11	22	12	12	4	4	84
		36	45	81		27	60	.450	8	22	.364	19	22	.864	4	25	29	29.7		21	13	11	3	5	81
COASTAL CAR.	11/26	41	51	92	W	33	61	.541	6	11	.545	20	30	.667	16	22	38	41.2	+13	15	23	11	2	9	92
		17	37	54		19	49	.388	9	27	.333	7	8	.875	6	19	25	28.5		23	9	22	0	5	54
at Wake Forest	11/29	32	56	88	L	31	73	.425	9	21	.429	17	24	.708	18	18	36	40.2	-9	25	14	11	4	6	88
		37	54	91		31	65	.477	3	13	.231	26	29	.897	18	27	45	31.8		21	13	16	10	5	91
PEPPERDINE	12/3	33	38	71	W	24	52	.462	7	16	.438	16	22	.727	15	19	34	39.2	+5	18	11	15	6	10	71
		23	32	55		22	56	.393	2	8	.250	9	12	.750	15	14	29	31.3		18	5	19	1	6	55
GREEN BAY	12/7	40	42	82	W	28	55	.509	8	16	.500	18	29	.621	8	25	33	38.3	-1	16	17	7	3	8	82
		37	25	62		21	55	.382	6	19	.316	14	16	.875	9	25	34	31.7		24	10	15	2	1	62
MARQUETTE	12/10	44	33	77	W	27	61	.443	7	18	.389	16	27	.593	12	28	40	38.5	-2	16	12	9	5	8	77
		31	32	63		24	64	.375	5	20	.250	10	15	.667	16	26	42	33.0		26	12	16	1	4	63
UNC-WILM.	12/12	16	38	54	W	18	44	.409	6	14	.429	12	18	.667	10	25	35	38.1	+8	11	10	14	1	2	54
		16	35	51		21	55	.382	9	24	.375	0	1	.000	10	17	27	32.3		19	14	9	1	9	51
MILWAUKEE	12/15	37	37	74	W	26	51	.510	2	15	.133	20	30	.667	10	25	35	37.8	+1	15	11	12	8	4	74
		30	38	68		23	61	.377	12	32	.375	10	12	.833	14	20	34	32.5		29	8	16	1	3	68
LA. TECH	12/28	39	39	78	W	31	58	.534	7	16	.438	9	16	.563	13	31	44	38.4	+11	11	20	15	8	5	78
		25	27	52		20	64	.313	7	30	.233	5	9	.556	14	19	33	32.5		17	13	14	2	10	52
at Pittsburgh	12/31	28	36	64	L	24	57	.421	3	15	.200	13	20	.650	11	21	32	37.8	0	20	15	14	1	3	64
		35	38	73		27	49	.551	5	12	.417	14	24	.583	7	25	32	32.5		23	18	14	4	8	73
IOWA	1/5	32	34	66	W	28	60	.467	7	17	.412	3	8	.375	8	28	36	37.7	-5	14	20	6	5	9	66
		34	18	52		17	56	.304	5	17	.294	13	17	.765	13	28	41	33.2		18	12	11	5	2	52
MICHIGAN ST.	1/8	36	46	82	W	29	56	.518	10	21	.476	14	30	.467	9	26	35	37.5	-5	18	14	9	7	7	82
		26	37	63		22	63	.349	8	22	.364	11	15	.733	13	27	40	33.6		24	7	15	5	4	63
at Minnesota	1/10	25	39	64	W	21	52	.404	5	13	.385	17	26	.654	11	37	48	38.2	+15	17	16	22	0	5	64
		17	45	62		21	61	.344	5	21	.238	15	23	.652	8	25	33	33.6		25	12	11	2	15	62
NORTHWESTERN	1/14	37	31	68	W	24	55	.436	5	22	.227	15	23	.652	13	27	40	38.3	+12	15	15	13	6	6	68
		25	27	52		18	51	.353	8	22	.364	8	12	.667	8	20	28	33.2		21	9	19	4	6	52
at Ohio State	1/18	31	36	67	L	25	66	.379	6	24	.250	11	15	.733	16	22	38	38.3	+3	18	11	10	2	6	67
		31	46	77		28	52	.538	7	15	.467	14	25	.560	8	27	35	33.4		15	11	12	0	2	77
N. DAKOTA ST.	1/21	16	39	55	L	16	72	.222	4	27	.148	19	26	.731	22	17	39	38.3	-7	21	4	10	3	7	55
		30	32	62		23	46	.500	3	10	.300	13	24	.542	9	37	46	34.1		21	9	24	3	6	62
PENN STATE	1/25	40	32	72	W	22	56	.393	13	34	.382	15	22	.682	13	23	36	38.2	+1	12	18	10	2	7	72
		18	25	43		18	54	.333	5	17	.294	2	4	.500	12	23	35	34.1		20	9	18	2	2	43
at Michigan	1/28	27	49	76	L	27	60	.450	9	17	.529	13	16	.813	11	16	27	37.7	-9	25	14	10	2	4	76
		38	47	85		28	51	.549	7	21	.333	22	27	.815	12	24	36	34.2		21	15	18	4	5	85
ILLINOIS	1/31	28	23	51	L	16	45	.356	3	20	.150	16	23	.696	6	22	28	37.2	-15	11	6	14	1	5	51
		34	32	66		25	60	.417	7	14	.500	9	16	.563	15	28	43	34.6		18	10	12	1	10	66
at Purdue	2/4	29	33	62	L	21	55	.382	5	18	.278	15	20	.750	13	17	30	36.9	-5	19	10	14	3	2	62
		36	34	70		26	53	.491	5	10	.500	13	19	.684	10	25	35	34.6		18	16	12	1	9	70
INDIANA	2/8	31	41	72	W	25	55	.455	7	20	.350	15	21	.714	8	24	32	36.7	-10	25	13	10	4	4	72
		22	32	54		16	56	.286	3	16	.188	19	26	.731	16	26	42	35.0		21	7	15	1	3	54
at Penn State	2/11	34	48	82	W	33	66	.500	10	23	.435	6	11	.545	18	27	45	37.0	+21	13	21	5	2	2	82
		36	26	62		23	55	.418	8	16	.500	8	14	.571	6	18	24	34.5		12	15	3	1	2	62
OHIO STATE	2/15	28	50	78	W	26	53	.491	6	14	.429	20	31	.645	15	23	38	37.0	+11	17	14	12	3	5	78
		37	36	73		26	56	.464	4	17	.235	17	19	.895	7	20	27	34.2		23	13	10	0	8	73
at Northwestern	2/23	28	23	51	L	19	49	.388	4	14	.286	9	18	.500	9	22	31	36.8	-1	18	12	10	4	5	51
		31	31	62		20	44	.455	4	14	.286	18	24	.750	7	25	32	34.1		19	13	10	7	9	62
MINNESOTA	2/26	36	44	80	W	24	51	.471	3	9	.333	29	36	.806	11	22	33	36.7	+2	14	14	10	0	6	80
		38	36	74		30	64	.469	4	12	.333	10	12	.833	12	19	31	34.0		25	9	9	5	6	74
at Michigan St.	3/2	31	34	65	L	25	62	.403	4	18	.222	11	19	.579	13	21	34	36.6	-3	21	11	9	5	5	65
		35	39	74		27	53	.509	4	7	.571	16	21	.762	7	30	37	34.1		23	18	11	5	4	74
at Iowa	3/4	22	22	44	L	15	51	.294	8	18	.444	6	9	.667	12	21	33								

2006-07 GAME-BY-GAME STATISTICS (30-6, 13-3)

Opponent	Date	1	2	Final	W/L	FG	FGA	Pct	3-PTRS			REBOUNDS				M	PF	A	TO	Blk	Stl	Pts			
									3FG	FGA	Pct	FT	FTA	Pct	Off								Def	Tot	
MERCER	11/12	39	33	72	W	27	63	.429	6	18	.333	12	27	.444	16	29	45	45.0	+7	13	16	10	5	6	72
		25	23	48		19	56	.339	5	16	.313	5	12	.417	12	26	38	38.0		24	7	22	2	7	48
GREEN BAY	11/15	45	34	79	W	26	56	.464	8	19	.421	19	34	.559	9	24	33	39.0	-7	19	15	13	5	6	79
		29	33	62		21	57	.368	5	15	.333	15	21	.714	11	29	40	39.0		28	9	18	1	4	62
SOUTHERN	11/19	50	42	92	W	33	53	.623	5	11	.455	21	27	.778	11	22	33	37.0	+12	14	18	10	1	9	92
		19	20	39		15	42	.357	3	13	.231	6	11	.545	9	12	21	33.0		23	3	25	2	0	39
DELAWARE ST.	11/21	33	31	64	W	26	49	.531	2	8	.250	10	15	.667	13	16	29	35.0	+13	12	13	6	1	1	64
		27	25	52		17	37	.459	5	15	.333	13	15	.867	4	12	16	28.8		18	5	9	4	3	52
vs Missouri St.	11/24	32	32	64	L	22	56	.393	2	15	.133	18	25	.720	10	22	32	34.4	-4	19	14	13	6	4	64
		45	21	66		23	51	.451	6	13	.462	14	17	.824	8	28	36	30.2		27	14	15	1	7	66
vs Auburn	11/25	35	42	77	W	26	56	.464	6	12	.500	19	30	.633	14	21	35	34.5	+6	17	18	11	3	9	77
		25	38	63		23	47	.489	6	15	.400	11	19	.579	7	22	29	30.0		28	11	20	5	5	63
FLORIDA ST.	11/28	34	47	81	W	28	57	.491	5	14	.357	20	29	.690	12	24	36	34.7	+5	20	18	18	2	8	81
		23	43	66		28	62	.452	3	16	.188	7	12	.583	12	19	31	30.1		30	8	21	5	12	66
FLORIDA INT.	12/2	38	41	79	W	23	43	.535	9	19	.474	24	30	.800	7	25	32	34.4	+7	11	18	15	3	6	79
		27	36	63		21	55	.382	10	23	.435	11	13	.846	10	15	25	29.5		26	12	15	3	12	63
WINTHROP	12/4	34	31	82	W	26	56	.464	6	25	.240	24	34	.706	21	19	40	35.0	+22	15	13	11	2	6	82
		31	34	79	ot	29	53	.547	15	25	.600	6	10	.600	4	14	18	28.2		24	18	11	1	6	79
at Marquette	12/9	28	42	70	W	29	57	.509	3	9	.333	9	18	.500	10	30	40	35.5	+6	19	17	22	6	7	70
		25	41	66		26	66	.394	3	18	.167	11	18	.611	13	21	34	28.8		23	8	16	5	9	66
MILWAUKEE	12/13	35	33	68	W	25	51	.490	3	8	.375	15	23	.652	9	30	39	35.8	+9	15	9	9	6	5	68
		20	29	49		18	56	.321	7	22	.318	6	10	.600	9	21	30	28.9		23	9	12	0	4	49
PITTSBURGH	12/16	47	42	89	W	25	54	.463	8	16	.500	31	44	.705	14	27	41	36.2	+10	21	14	8	4	4	89
		37	38	75		25	59	.424	6	18	.333	19	30	.633	13	18	31	29.1		28	12	10	2	4	75
PACIFIC	12/23	36	47	83	W	24	46	.522	9	17	.529	26	32	.813	12	28	40	36.5	+19	16	12	10	2	6	83
		24	23	47		18	51	.353	5	18	.278	6	11	.545	7	14	21	28.5		23	7	11	0	6	47
GARD.-WEBB	12/27	52	46	98	W	35	59	.593	12	20	.600	16	19	.842	9	31	40	36.8	+17	9	21	9	2	8	98
		19	21	40		15	49	.306	5	23	.217	5	9	.556	6	17	23	28.1		23	8	20	3	6	40
at Georgia	12/31	31	33	64	W	21	51	.412	5	17	.294	17	23	.739	10	24	34	36.6	-8	13	12	14	2	10	64
		32	22	54		18	60	.300	4	18	.222	14	17	.824	19	23	42	29.0		21	5	18	1	10	54
MINNESOTA	1/6	37	31	68	W	24	56	.429	3	12	.250	17	24	.708	12	28	40	36.8	+7	13	8	9	4	6	68
		20	25	45		17	49	.347	3	10	.300	8	14	.571	7	26	33	29.3		20	8	15	3	1	45
OHIO STATE	1/9	31	41	72	W	25	56	.446	5	16	.313	17	29	.586	14	25	39	36.9	+1	20	12	12	7	9	72
		28	41	69		23	60	.383	12	26	.462	11	18	.611	14	24	38	29.8		23	13	15	7	5	69
at Northwestern	1/13	24	32	56	W	17	39	.436	2	12	.167	20	27	.741	12	25	37	36.9	+15	13	6	15	6	4	56
		26	24	50		20	52	.385	4	18	.222	6	10	.600	10	12	22	29.3		19	12	9	2	9	50
PURDUE	1/17	29	40	69	W	22	55	.400	3	17	.176	22	32	.688	12	24	36	36.9	+3	13	8	7	2	4	69
		30	34	64		24	53	.453	6	15	.400	10	14	.714	9	24	33	29.5		25	8	14	1	4	64
at Illinois	1/20	35	36	71	W	25	57	.439	3	16	.188	18	21	.857	15	23	38	37.0	+4	18	12	7	0	3	71
		31	33	64		22	54	.407	6	19	.316	14	23	.609	14	20	34	29.8		20	6	9	5	3	64
MICHIGAN	1/24	33	38	71	W	26	48	.542	3	6	.500	16	26	.615	10	20	30	36.6	0	19	14	13	4	6	71
		26	32	58		22	49	.449	2	9	.222	12	19	.632	11	19	30	29.8		23	11	19	8	8	58
at Iowa	1/28	26	31	57	W	20	43	.465	7	19	.368	10	18	.556	6	27	33	36.5	-7	14	14	12	2	4	57
		22	24	46		16	57	.281	2	14	.143	12	18	.667	17	23	40	30.2		20	9	9	1	5	46
at Indiana	1/31	28	38	66	L	25	52	.481	5	20	.250	11	17	.647	8	21	29	36.1	-4	17	12	14	1	6	66
		26	45	71		27	53	.509	7	18	.389	10	15	.667	8	25	33	30.3		19	10	12	3	5	71
NORTHWESTERN	2/3	33	36	69	W	23	50	.460	7	15	.467	16	20	.800	13	24	37	36.2	+16	5	13	9	3	3	69
		19	33	52		23	52	.442	5	17	.294	1	2	.500	6	15	21	30.0		16	10	8	1	5	52
at Penn State	2/07	34	37	71	W	26	51	.510	6	15	.400	13	17	.765	11	18	29	35.9	0	13	18	9	2	5	71
		29	29	58		22	52	.423	5	16	.313	9	9	1.000	12	17	29	29.9		18	10	11	1	5	58
IOWA	2/10	31	43	74	W	26	58	.448	8	17	.471	14	22	.636	13	29	42	36.1	+9	13	14	14	6	7	74
		35	27	62		27	64	.422	3	13	.231	5	10	.500	9	24	33	30.0		20	11	12	0	7	62
at Minnesota	2/14	28	47	75	W	23	55	.418	8	20	.400	21	31	.677	13	22	35	36.1	-2	18	11	7	0	6	75
		24	38	62		20	49	.408	8	12	.667	14	18	.778	10	27	37	30.3		23	13	16	4	4	62
PENN STATE	2/17	36	39	75	W	27	52	.519	12	23	.522	9	15	.600	10	20	30	35.9	+7	6	20	10	5	7	75
		25	24	49		21	45	.467	5	15	.333	2	3	.667	5	18	23	30.0		12	14	18	1	4	49
at Michigan St.	2/20	30	25	55	L	19	53	.358	9	28	.321	8	12	.667	9	15	24	35.4							

2007-08 GAME-BY-GAME STATISTICS (31-5, 16-2)

Opponent	Date	Final			W/L	FG			3-PTRS			FT			REBOUNDS				M	PF	A	TO	Blk	Stl	Pts
		1	2			FG	FGA	Pct	3FG	FGA	Pct	FT	FTA	Pct	Off	Def	Tot								
IPFW	11/11	38	45	83	W	32	65	.492	3	12	.250	16	20	.800	12	31	43	43.0	+12	10	18	11	5	14	83
		32	23	55		19	55	.345	7	25	.280	10	17	.588	7	24	31	31.0		18	14	18	2	8	55
SAVANNAH ST.	11/15	41	38	79	W	24	58	.414	3	13	.231	28	35	.800	18	33	51	47.0	+23	17	14	11	9	11	79
		14	18	32		12	49	.245	1	9	.111	7	11	.636	6	22	28	29.5		29	4	22	2	4	32
FLORIDA A&M	11/16	39	49	88	W	32	67	.478	13	27	.481	11	16	.688	20	28	48	47.3	+27	12	24	16	3	8	88
		14	26	40		14	46	.304	5	15	.333	7	9	.778	4	17	21	26.7		18	7	23	2	7	40
COLORADO	11/17	44	34	78	W	32	58	.552	7	20	.350	7	11	.636	13	16	29	42.8	+9	9	21	9	6	9	78
		27	25	52		20	41	.488	6	14	.429	6	7	.857	5	15	20	25.0		11	11	19	3	4	52
GEORGIA	11/24	23	45	68	W	21	59	.356	5	20	.250	21	28	.750	16	30	46	43.4	+12	10	11	13	4	4	68
		32	17	49		20	59	.339	3	20	.150	6	6	1.000	8	26	34	26.8		25	7	15	3	8	49
at Duke	11/27	25	33	58	L	24	65	.369	3	14	.214	7	13	.538	17	25	42	43.2	+2	17	11	18	1	6	58
		48	34	82		26	61	.426	11	24	.458	19	23	.826	12	28	40	29.0		18	14	14	5	10	82
WOFFORD	12/3	38	32	70	W	25	53	.472	3	13	.231	17	27	.630	9	32	41	42.9	+7	18	17	7	4	3	70
		20	23	43		14	52	.269	6	16	.375	9	19	.474	10	24	34	29.7		27	9	14	1	4	43
MARQUETTE	12/8	41	35	76	L	27	55	.491	7	15	.467	15	25	.600	16	18	34	41.8	-7	19	13	18	7	7	76
		43	38	81		30	64	.469	4	14	.286	17	24	.708	21	20	41	31.1		23	13	16	6	11	81
at Milwaukee	12/12	31	30	61	W	25	49	.510	3	7	.429	8	10	.800	15	22	37	41.2	+21	9	10	18	2	9	61
		21	18	39		18	44	.409	2	8	.250	1	3	.333	5	11	16	29.4		14	8	17	5	10	39
GREEN BAY	12/15	37	33	70	W	25	50	.500	3	13	.231	17	26	.654	16	19	35	40.6	+4	16	11	16	0	7	70
		24	28	52		16	48	.333	6	19	.316	14	17	.824	15	16	31	29.6		26	7	20	1	8	52
VALPARAISO	12/22	28	40	68	W	22	45	.489	7	20	.350	17	36	.472	12	28	40	40.5	+12	16	10	20	1	4	68
		31	27	58		20	52	.385	7	22	.318	11	17	.647	7	21	28	29.5		30	13	15	0	9	58
at Texas	12/29	33	34	67	W	27	64	.422	6	19	.316	7	12	.583	15	23	38	40.3	+1	18	14	10	1	5	67
		33	33	66		28	63	.444	4	12	.333	6	12	.500	14	23	37	30.1		14	15	11	6	8	66
at Michigan	1/2	34	36	70	W	22	45	.489	7	12	.583	19	25	.760	9	26	35	39.9	+10	18	15	18	3	4	70
		18	36	54		20	51	.392	5	18	.278	9	13	.692	8	17	25	29.7		20	10	15	2	11	54
IOWA	1/5	28	36	64	W	20	49	.408	5	15	.333	19	27	.704	11	23	34	39.5	+3	14	9	7	3	7	64
		22	29	51		19	45	.422	6	17	.353	7	15	.467	7	24	31	29.8		27	12	14	4	2	51
ILLINOIS	1/10	31	39	70	W	25	48	.521	7	18	.389	13	18	.722	4	21	25	38.5	-10	14	14	9	5	9	70
		25	35	60		24	58	.414	6	10	.600	6	10	.600	13	22	35	30.1		21	14	13	1	3	60
at Penn State	1/15	40	40	80	W	31	52	.596	10	18	.556	8	9	.889	9	32	41	38.7	+19	15	19	15	5	5	80
		24	31	55		22	60	.367	6	24	.250	5	11	.455	11	11	22	29.6		12	8	9	2	4	55
NORTHWESTERN	1/19	22	40	62	W	17	35	.486	4	14	.286	24	37	.649	7	22	29	38.1	+8	16	13	15	2	7	62
		20	30	50		18	43	.419	4	14	.286	10	13	.769	4	17	21	29.1		30	9	14	0	6	50
MICHIGAN	1/22	28	36	64	W	26	50	.520	6	16	.375	6	9	.667	9	15	24	37.3	-11	9	11	11	3	8	64
		24	37	61		26	62	.419	7	21	.333	2	4	.500	20	15	35	29.4		15	7	12	5	6	61
at Purdue	1/26	26	30	56	L	20	52	.385	4	12	.333	12	19	.632	11	21	32	37.1	-3	17	11	13	4	6	56
		29	31	60		21	56	.375	7	20	.350	11	14	.786	12	23	35	29.7		22	15	12	6	6	60
INDIANA	1/31	30	32	62	W	20	58	.345	3	20	.150	19	26	.731	15	25	40	37.2	-1	14	10	6	2	6	62
		20	29	49		18	54	.333	3	21	.143	10	12	.833	11	30	41	30.3		23	8	13	3	4	49
at Minnesota	2/3	39	24	63	W	22	45	.489	7	16	.438	12	16	.750	9	22	31	36.9	+4	12	12	18	5	12	63
		23	24	47		18	50	.360	3	8	.375	8	8	1.000	10	17	27	30.1		19	12	18	7	10	47
at Iowa	2/6	26	34	60	W	20	46	.435	5	11	.455	15	20	.750	9	22	31	36.6	-4	15	5	7	4	3	60
		29	25	54		17	48	.354	7	20	.350	13	17	.765	13	22	35	30.4		18	11	9	2	3	54
PURDUE	2/9	32	35	67	L	17	52	.327	3	18	.167	30	33	.909	19	24	43	36.9	+22	17	9	18	2	6	67
		42	30	72		26	49	.531	8	19	.421	12	22	.545	5	16	21	30.0		25	11	11	5	8	72
at Indiana	2/13	36	32	68	W	27	63	.429	11	26	.423	3	5	.600	13	19	32	36.7	-1	16	11	9	2	1	68
		37	29	66		24	51	.471	3	13	.231	15	20	.750	8	23	31	30.0		14	6	5	4	5	66
MINNESOTA	2/16	27	38	65	W	17	39	.436	6	19	.316	25	33	.758	7	25	32	36.5	+2	17	8	10	4	5	65
		26	30	56		17	51	.333	10	23	.435	12	20	.600	11	19	30	30.0		25	10	9	0	7	56
at Illinois	2/20	34	37	71	W	23	50	.460	7	14	.500	18	24	.750	4	21	25	36.1	-9	23	11	8	1	8	71
		25	32	57		17	39	.436	4	15	.267	19	28	.679	7	27	34	30.2		21	6	20	2	2	57
at Ohio State	2/24	32	26	58	W	22	51	.431	7	17	.412	7	10	.700	9	22	31	35.9	-3	11	17	15	3	3	58
		32	21	53		20	54	.370	5	17	.294	8	9	.889	12	22	34	30.3		11	10	15	5	8	53
MICHIGAN ST.	2/28	28	29	57	W	19	49	.388	8	16	.500	11	14	.786	5	26	31	35.7	-6	9	12	1	4	3	57
		22	20	42		19	55	.345	1	10	.100	3	5	.600	9	28	37	30.5		14	10	6	5	1	42
PENN STATE	3/5	34	43	77	W	29	55	.527	8	18	.444	11	15	.733	11	28	39	35.8	+14						

2008-09 GAME-BY-GAME STATISTICS (20-13, 10-8)

Opponent	Date	1	2	Final	W/L	FG	FGA	Pct	3-PTRS			REBOUNDS				M	PF	A	TO	Blk	Stl	Pts			
									3FG	FGA	Pct	FT	FTA	Pct	Off								Def	Tot	
L. BEACH ST.	11/16	36	32	68	W	22	50	.440	8	18	.444	16	22	.727	10	22	32	32.0	+5	9	13	10	3	1	68
		33	28	61		25	52	.481	5	18	.278	6	8	.750	6	21	27	27.0		22	14	10	2	6	61
SIU-EDWARD.	11/18	40	48	88	W	35	59	.593	8	15	.533	10	15	.667	9	26	35	33.5	+9	11	21	10	6	7	88
		21	37	58		21	55	.382	8	17	.471	8	10	.800	8	18	26	26.5		13	12	18	0	3	58
vs Iona	11/21	28	24	60	W	15	48	.313	5	21	.238	25	34	.735	13	25	38	35.0	+8	24	7	19	2	6	60
		23	29	58	ot	21	51	.412	7	20	.350	9	15	.600	6	24	30	27.7		31	12	18	1	4	58
vs San Diego	11/23	26	38	64	W	21	43	.488	5	15	.333	17	23	.739	7	27	34	34.8	+5	15	11	12	10	4	64
		20	29	49		19	55	.345	5	14	.357	6	7	.857	10	19	29	28.0		24	8	11	3	5	49
vs Connecticut	11/24	28	29	57	L	19	51	.373	8	17	.471	11	17	.647	13	15	28	33.4	-4	22	8	22	2	7	57
		38	38	76		25	48	.521	5	9	.556	21	30	.700	10	22	32	28.8		14	11	17	5	10	76
MILWAUKEE	11/29	37	30	67	W	22	50	.440	5	15	.333	18	26	.692	10	26	36	33.8	+11	13	13	6	3	3	67
		27	19	46		16	45	.356	4	19	.211	10	12	.833	4	21	25	28.2		20	8	11	1	2	46
at Virginia Tech	12/1	38	36	74	W	24	48	.500	12	18	.667	14	19	.737	9	13	22	32.1	-4	13	14	6	5	5	74
		30	42	72		26	52	.500	11	16	.688	9	12	.750	10	16	26	27.9		19	18	7	7	1	72
at Marquette	12/6	33	25	58	L	22	48	.458	7	24	.292	7	13	.538	6	24	30	31.9	-1	26	9	16	2	5	58
		27	34	61		21	52	.404	5	20	.250	14	23	.609	12	19	31	28.3		16	10	12	0	9	61
IDAHO STATE	12/9	29	31	60	W	20	53	.377	5	22	.227	15	22	.682	15	18	33	32.0	+7	9	9	7	2	5	60
		27	31	58		25	48	.521	4	13	.308	4	8	.500	5	21	26	28.0		21	16	10	3	4	58
GREEN BAY	12/13	39	38	77	W	25	48	.521	5	10	.500	22	34	.647	8	31	39	32.7	+10	18	12	11	3	6	77
		32	25	57		18	52	.346	5	14	.357	16	22	.727	6	23	29	28.1		23	8	11	2	4	57
COPPIN ST.	12/20	31	26	57	W	25	54	.463	5	21	.238	2	2	1.000	12	24	36	33.0	+17	10	15	10	3	2	57
		23	23	46		21	48	.438	3	14	.214	1	2	.500	4	15	19	27.3		11	8	7	0	4	46
TEXAS	12/23	37	32	69	L	23	55	.418	9	19	.474	14	21	.667	10	15	25	32.3	-15	18	9	10	3	4	69
		39	35	74		28	62	.452	3	16	.188	15	16	.938	17	23	40	28.3		19	15	13	5	5	74
at Michigan	12/31	42	31	73	W	27	46	.587	6	14	.429	13	17	.765	3	27	30	32.2	+4	18	14	8	1	3	73
		31	30	61		20	51	.392	8	24	.333	13	19	.684	7	19	26	28.2		18	12	7	2	2	61
PENN STATE	1/3	34	31	65	W	24	54	.444	5	14	.357	12	15	.800	6	26	32	32.1	+1	10	11	4	2	2	65
		26	35	61		24	55	.436	5	16	.313	8	11	.727	6	25	31	28.4		18	8	6	3	1	61
NORTHWESTERN	1/7	30	44	74	W	27	54	.500	6	15	.400	14	22	.636	12	30	42	32.8	+14	15	16	10	5	7	74
		21	24	45		16	51	.314	3	17	.176	10	15	.667	8	20	28	28.3		18	8	11	0	5	45
at Purdue	1/11	26	26	52	L	21	56	.375	6	20	.300	4	6	.667	11	18	29	32.6	-5	16	10	8	4	2	52
		32	33	65		23	53	.434	6	17	.353	13	19	.684	11	23	34	28.7		13	11	4	2	5	65
MINNESOTA	1/15	33	29	74	L	23	60	.383	5	24	.208	23	28	.821	14	20	34	32.6	-1	19	12	18	6	8	74
		22	40	78	ot	29	60	.483	5	13	.385	15	18	.833	10	25	35	29.1		23	7	18	6	9	78
at Iowa	1/21	24	36	69	L	28	59	.475	5	21	.238	8	10	.800	12	20	32	32.6	+4	25	9	10	0	4	69
		20	40	73	ot	20	43	.465	7	21	.333	26	35	.743	7	21	28	29.0		18	12	9	2	5	73
at Illinois	1/24	25	32	57	L	21	59	.356	6	21	.286	9	13	.692	12	20	32	32.6	+2	15	12	7	1	7	57
		32	32	64		21	42	.500	4	10	.400	18	22	.818	3	27	30	29.1		14	12	12	4	1	64
PURDUE	1/27	30	33	63	L	22	51	.431	11	18	.611	8	9	.889	8	15	23	32.1	-3	15	15	10	2	8	63
		36	28	64		25	42	.595	6	13	.462	8	12	.667	4	22	26	28.9		12	14	12	3	8	64
at Northwestern	1/31	27	36	63	L	20	38	.526	7	17	.412	16	19	.842	8	19	27	31.9	+11	24	14	13	0	4	63
		27	39	66		20	35	.571	8	13	.615	18	28	.643	4	12	16	28.3		21	12	8	1	5	66
ILLINOIS	2/5	37	26	63	W	23	54	.426	9	20	.450	8	13	.615	8	24	32	31.9	-11	9	14	9	3	7	63
		25	25	50		21	64	.328	4	21	.190	4	4	1.000	17	26	43	29.0		17	9	12	3	5	50
at Penn State	2/8	28	26	54	W	21	48	.438	3	14	.214	9	15	.600	6	25	31	31.8	+3	14	13	6	2	2	54
		21	23	44		17	46	.370	0	14	.000	10	14	.714	5	23	28	28.9		14	7	7	4	1	44
IOWA	2/11	36	33	69	W	26	49	.531	7	12	.583	10	14	.714	10	17	27	31.6	+6	15	14	6	3	6	69
		24	28	52		19	38	.500	6	16	.375	8	14	.571	5	16	21	28.6		16	4	14	0	5	52
OHIO STATE	2/14	24	31	55	W	20	55	.364	4	18	.222	11	14	.786	15	17	32	31.6	+10	9	11	10	0	10	55
		23	27	50		21	38	.553	2	9	.222	6	10	.600	3	19	22	28.3		16	10	19	4	3	50
at Indiana	2/19	31	37	68	W	25	51	.490	7	14	.500	11	15	.733	8	20	28	31.5	0	16	9	7	0	5	68
		30	21	51		17	42	.405	2	11	.182	15	19	.789	7	21	28	28.3		15	6	15	1	1	51
at Michigan St.	2/22	31	19	50	L	15	48	.313	7	21	.333	13	16	.813	8	17	25	31.3	-12	14	9	11	3	6	50
		25	36	61		24	51	.471	2	9	.222	11	16	.688	13	24	37	28.6		17	16	14	2	6	61
MICHIGAN	3/1	32	28	60	W	22	42	.524	4	11	.364	12	18	.667	8	24	32	31.3	+10	13	13	11	3	2	60
		34	21	55		21	49	.429	6	21	.286	7	10	.700	6	16	22	28.4		18	10	7	0	5	55
at Minnesota	3/4	16	30	46	L	15	45	.333	7	20	.350	9	12	.750	14	17	31	31.3	+3	18	11	14	1		

2009-10 GAME-BY-GAME STATISTICS (24-9, 13-5)

Opponent	Date	1	2	Final	W/L	FG	FGA	Pct	3-PTRS			REBOUNDS				PF	A	TO	Blk	Stl	Pts			
									3FG	FGA	Pct	FT	FTA	Pct	Off							Def	Tot	M
IPFW	11/15	39	36	75	W	28	49	.571	6	18	.333	13	17	.765	7	26	33	+11	16	13	13	11	7	75
		18	28	46		16	47	.340	3	13	.231	11	15	.733	6	16	22		20	7	14	0	3	46
OAKLAND	11/18	34	24	58	W	22	53	.415	3	14	.214	11	13	.846	13	26	39	+7	12	13	15	8	9	58
		23	19	42		15	55	.273	3	19	.158	9	10	.900	13	19	32		14	8	16	1	11	42
vs Arizona	11/23	31	34	65	W	22	61	.361	4	18	.222	17	29	.586	14	27	41	+3	24	9	8	3	5	65
		23	38	61		16	44	.364	3	11	.273	26	37	.703	5	33	38		30	5	14	5	5	61
vs Gonzaga	11/24	33	28	61	L	23	59	.390	5	24	.208	10	14	.714	10	21	31	-7	19	12	9	2	2	61
		43	31	74		25	53	.472	3	11	.273	21	25	.840	8	30	38		18	10	8	1	4	74
vs Maryland	11/25	37	41	78	W	26	53	.491	10	22	.455	16	20	.800	11	22	33	+5	18	14	15	2	5	78
		27	42	69		27	56	.482	5	13	.385	10	17	.588	9	19	28		20	9	9	3	10	69
DUKE	12/2	38	35	73	W	26	59	.441	8	20	.400	13	19	.684	12	22	34	+2	14	17	5	6	4	73
		32	37	69		24	53	.453	6	14	.429	15	16	.938	8	24	32		18	11	11	3	2	69
GRAMBLING	12/5	41	38	79	W	27	45	.600	6	12	.500	19	28	.679	6	31	37	+10	13	18	10	6	3	79
		27	19	46		16	55	.291	3	11	.273	11	14	.786	11	16	27		23	13	11	3	9	46
at Green Bay	12/9	37	38	84	L ot	24	53	.453	7	19	.368	29	40	.725	14	26	40	+8	22	14	18	3	7	84
		39	36	88		28	58	.483	9	18	.500	23	30	.767	9	23	32		26	9	10	6	11	88
MARQUETTE	12/12	40	32	72	W	23	52	.442	3	10	.300	23	33	.697	10	20	30	-2	18	8	7	4	7	72
		31	32	63		21	51	.412	7	18	.389	14	21	.667	12	20	32		27	6	13	3	1	63
CAL POLY	12/16	51	39	90	W	31	51	.608	13	24	.542	15	19	.789	5	24	29	+7	12	22	9	0	12	90
		19	23	42		17	47	.362	4	14	.286	4	5	.800	5	17	22		19	9	22	2	2	42
MILWAUKEE	12/23	41	27	68	W	23	51	.451	4	16	.250	18	20	.900	9	22	31	+6	13	10	6	4	1	68
		29	29	58		23	50	.460	6	15	.400	6	12	.500	6	19	25		22	13	7	0	4	58
ILL-CHICAGO	12/27	35	44	79	W	29	56	.518	11	23	.478	10	14	.714	13	27	40	+21	11	16	9	2	5	79
		19	24	43		18	50	.360	3	14	.214	4	6	.667	6	13	19		17	5	12	0	5	43
OHIO STATE	12/31	34	31	65	W	21	45	.467	10	21	.476	13	16	.813	6	28	34	+9	16	15	11	3	6	65
		25	18	43		14	43	.326	4	13	.308	11	19	.579	4	21	25		16	5	12	4	8	43
at Penn State	1/3	34	29	63	W	23	49	.469	8	20	.400	9	12	.750	5	29	34	-1	17	13	7	1	4	63
		22	24	46		17	48	.354	5	19	.263	7	19	.368	9	26	35		15	11	10	0	4	46
at Michigan St.	1/6	20	27	47	L	17	51	.333	5	23	.217	8	12	.667	6	21	27	-14	21	10	10	3	8	47
		22	32	54		16	42	.381	2	4	.500	20	30	.667	11	30	41		15	11	14	1	3	54
PURDUE	1/9	30	43	73	W	23	56	.411	5	19	.263	22	27	.815	10	29	39	+7	20	9	8	4	4	73
		29	37	66		25	53	.472	3	10	.300	13	24	.542	5	27	32		25	11	10	3	3	66
at Northwestern	1/13	27	33	60	W	20	52	.385	7	26	.269	13	17	.765	15	23	38	+9	15	14	5	3	2	60
		27	23	50		18	45	.400	5	12	.417	9	16	.563	9	20	29		17	13	6	3	1	50
at Ohio State	1/16	22	29	51	L	19	47	.404	9	26	.346	4	5	.800	8	19	27	0	17	7	14	2	3	51
		34	26	60		24	46	.522	3	6	.500	9	12	.750	6	21	27		16	10	11	2	5	60
MICHIGAN	1/20	18	36	54	W	18	53	.340	4	24	.167	14	17	.824	9	24	33	-1	12	9	5	3	6	54
		21	27	48		17	47	.362	6	19	.316	8	11	.727	6	28	34		18	9	12	2	4	48
PENN STATE	1/24	25	35	79	W ot	26	60	.433	10	33	.303	17	19	.895	5	19	24	-14	12	15	5	9	12	79
		33	27	71		29	56	.518	7	15	.467	6	8	.750	8	30	38		17	13	18	1	1	71
at Purdue	1/28	25	32	57	L	20	50	.400	9	23	.391	8	14	.571	7	18	25	-12	16	13	9	1	7	57
		27	33	60		24	49	.490	2	5	.400	10	15	.667	11	26	37		16	11	13	3	5	60
MICHIGAN ST.	2/2	38	29	67	W	28	55	.509	9	26	.346	2	4	.500	8	18	26	-7	14	17	5	2	6	67
		23	26	49		17	46	.370	2	9	.222	13	16	.813	12	21	33		15	11	13	1	5	49
at Michigan	2/6	40	22	62	W	22	41	.537	11	21	.524	7	12	.583	8	21	29	+10	14	13	11	1	2	62
		26	18	44		17	39	.436	2	11	.182	8	14	.571	4	15	19		11	9	8	0	3	44
ILLINOIS	2/9	35	21	56	L	20	56	.357	11	29	.379	5	9	.556	10	17	27	-8	15	9	6	2	6	56
		33	30	63		24	45	.533	4	11	.364	11	15	.733	7	28	35		15	8	10	3	4	63
INDIANA	2/13	46	37	83	W	32	63	.508	10	25	.400	9	11	.818	15	18	33	+7	17	18	10	3	8	83
		24	31	55		20	43	.465	4	7	.571	11	16	.688	8	18	26		18	10	21	0	4	55
at Minnesota	2/18	26	26	52	L	18	59	.305	11	30	.367	5	7	.714	14	14	28	-13	25	11	5	2	5	52
		35	33	68		20	42	.476	5	9	.556	23	28	.821	12	29	41		11	11	11	5	4	68
NORTHWESTERN	2/21	43	27	70	W	20	39	.513	7	20	.350	23	29	.793	8	17	25	+9	19	12	9	6	3	70
		29	34	63		21	42	.500	4	13	.308	17	22	.773	4	12	16		21	10	6	0	4	63
at Indiana	2/25	39	39	78	W	29	53	.547	8	11	.727	12	15	.800	8	24	32	+1	18	11	14	9	7	78
		22	24	46		18	51	.353	0	5	.000	10	20	.500	14	17	31		17	8	18	5	7	46
IOWA	3/3	36	31	67	W	28	51	.549	6	12	.500	5	6	.833	8	25	33	+13	10	16	7	6	5	67
		16	24	40		16	43	.372	3	15	.200	5	10	.500	5	15	20		6	6	12	2	3	40
at Illinois	3/7	33	39	72	W	26	62	.419	7	18	.389	13	20	.650	17	23	40	+10	19	8	5	0	2	72
		27	30	57		16	45	.356	5	16	.313	20	23	.870	8	22	30		18	9	8			

2010-11 GAME-BY-GAME STATISTICS (25-9, 13-5)

Opponent	Date	1	2	Final	W/L	3-PT RS						REBOUNDS				PF	A	TO	Blk	Stl	Pts			
						FG	FGA	Pct	3FG	FGA	Pct	FT	FTA	Pct	Off							Def	Tot	M
P. VIEW A&M	11/14	41	58	99	W	34	68	.500	13	31	.419	18	22	.818	24	27	51	+35	11	22	12	5	9	99
		31	24	55		21	50	.420	7	18	.389	6	8	.750	3	13	16		22	9	15	1	5	85
N. DAKOTA	11/16	41	44	85	W	31	50	.620	5	11	.455	18	21	.857	9	22	31	+11	18	20	13	2	5	85
		21	32	53		18	47	.383	4	13	.308	13	19	.684	10	10	20		18	5	16	1	8	53
at UNLV	11/20	33	32	65	L	19	52	.365	6	20	.300	21	26	.808	14	23	37	+8	19	9	15	3	1	65
		34	34	68		24	49	.490	9	18	.500	11	17	.647	7	22	29		23	13	12	3	8	68
vs Manhattan	11/25	17	33	50	W	21	58	.362	5	21	.238	3	5	.600	12	28	40	+3	12	15	8	3	6	50
		10	25	35		14	49	.286	2	7	.286	5	10	.500	10	27	37		13	6	12	0	3	35
vs Boston College	11/26	26	39	65	W	26	57	.456	3	16	.188	10	13	.769	12	21	33	+2	9	9	3	5	2	65
		29	26	55		21	54	.389	7	24	.292	6	7	.857	10	21	31		17	10	9	4	2	55
vs Notre Dame	11/28	19	32	51	L	20	57	.351	7	23	.304	4	4	1.000	6	22	28	-15	22	14	4	5	5	51
		22	36	58		17	48	.354	4	14	.286	20	25	.800	13	30	43		8	7	9	3	1	58
NC STATE	12/01	44	43	87	W	28	56	.500	11	20	.550	20	26	.769	14	27	41	+11	11	17	6	4	5	87
		21	27	48		18	57	.316	4	13	.308	8	13	.615	13	17	30		21	9	13	1	5	48
S. DAKOTA	12/04	42	34	76	W	29	64	.453	12	31	.387	6	9	.667	14	23	37	+3	7	20	9	5	7	76
		37	24	61		21	55	.382	7	18	.382	12	14	.857	10	24	34		13	8	12	2	8	61
MILWAUKEE	12/08	34	27	61	W	23	50	.460	5	15	.333	10	12	.833	11	26	37	+18	17	11	13	5	3	61
		15	25	40		12	39	.308	3	7	.429	13	21	.619	5	14	19		15	4	15	2	2	40
at Marquette	12/11	32	37	69	W	26	57	.456	6	19	.316	11	14	.786	15	17	32	+4	19	14	10	3	3	69
		30	34	64		22	46	.478	4	9	.444	16	22	.727	10	18	28		17	10	10	4	5	64
GREEN BAY	12/13	33	37	70	W	21	43	.488	10	17	.588	18	22	.818	8	22	30	0	11	14	11	8	1	70
		21	35	56		23	57	.404	4	15	.267	6	7	.857	12	18	30		22	9	10	3	6	56
COPPIN STATE	12/23	47	33	80	W	27	56	.482	17	38	.447	9	13	.692	12	22	34	+11	12	17	5	3	3	80
		28	28	56		22	49	.449	6	12	.500	6	9	.667	6	17	23		14	2	9	0	3	56
MINNESOTA	12/28	33	35	68	W	21	51	.412	9	24	.375	17	18	.944	4	20	24	-18	16	14	2	9	2	68
		29	31	60		23	59	.390	3	12	.250	11	15	.733	17	25	42		18	16	8	2	1	60
at Illinois	1/2	34	27	61	L	21	60	.350	10	35	.286	9	12	.750	11	14	25	-9	20	13	3	2	3	61
		37	32	69		23	41	.561	6	12	.500	17	22	.773	6	28	34		15	14	12	3	2	69
MICHIGAN	1/05	26	40	66	W	21	44	.477	9	19	.474	15	18	.833	5	24	29	+8	11	12	8	1	4	66
		28	22	50		17	43	.395	8	21	.381	8	8	1.000	2	19	21		18	11	10	0	3	50
at Michigan St.	1/11	23	30	61	Lot	21	55	.382	8	20	.400	11	12	.917	9	21	30	-9	20	12	11	4	6	61
		20	33	64		21	53	.396	5	16	.313	17	25	.680	13	26	39		16	15	11	5	5	64
ILLINOIS	1/15	27	49	76	W	18	46	.391	6	20	.300	34	41	.829	11	24	35	0	24	7	7	4	1	76
		25	41	66		16	53	.302	4	16	.250	30	36	.833	15	20	35		30	9	7	1	3	66
INDIANA	1/20	30	39	69	W	24	49	.490	5	16	.313	16	17	.941	5	21	26	0	12	12	5	5	3	69
		34	26	60		25	49	.510	2	7	.286	8	11	.727	6	20	26		17	4	7	1	2	60
at Northwestern	1/23	45	33	78	W	31	56	.554	12	26	.462	4	5	.800	10	22	32	+14	15	22	3	1	4	78
		26	20	46		17	41	.415	2	10	.200	10	10	.769	3	15	18		10	9	5	2	2	46
at Penn State	1/29	29	23	52	L	22	52	.423	6	20	.300	2	3	.667	7	18	25	-4	20	11	8	1	2	52
		20	36	56		19	40	.475	6	17	.353	12	20	.600	8	21	29		10	7	10	2	5	56
PURDUE	2/1	27	39	66	W	23	55	.418	7	18	.389	13	16	.813	12	20	32	+7	11	10	7	1	8	66
		19	40	59		23	48	.479	5	13	.385	8	9	.889	4	21	25		19	10	13	5	6	59
MICHIGAN ST.	2/6	43	39	82	W	23	39	.590	11	17	.647	25	26	.962	4	20	24	+6	16	10	8	0	2	82
		25	31	56		20	46	.435	3	14	.214	13	16	.813	6	12	18		20	9	7	0	3	56
at Iowa	2/9	18	35	62	W ot	24	68	.353	8	29	.276	6	7	.857	16	26	42	+3	11	19	8	4	3	62
		23	30	59		25	60	.417	1	7	.143	8	9	.889	10	29	39		10	14	10	4	4	59
OHIO STATE	2/12	26	45	71	W	25	49	.510	12	24	.500	9	13	.692	6	18	24	-1	17	11	9	2	2	71
		28	39	67		25	46	.543	3	9	.333	14	16	.875	4	21	25		14	12	7	2	5	67
at Purdue	2/16	25	37	62	L	24	59	.407	3	19	.158	11	13	.846	14	24	38	+8	16	10	8	1	1	62
		31	39	70		24	56	.429	5	16	.313	17	19	.895	10	20	30		13	11	4	5	4	70
PENN STATE	2/20	32	44	76	W	25	46	.543	8	15	.533	18	21	.857	9	19	28	+7	12	17	7	2	2	76
		19	47	66		26	49	.531	11	22	.500	3	5	.600	6	15	21		18	11	10	0	4	66
at Michigan	2/23	30	23	53	W	21	58	.362	8	29	.276	3	3	1.000	9	23	32	+2	13	11	5	2	4	53
		31	21	52		20	41	.488	7	13	.538	5	11	.455	2	28	30		12	12	11	1	2	52
NORTHWESTERN	2/27	43	35	78	W	27	47	.574	8	19	.421	16	20	.800	6	21	27	+8	14	12	6	0	3	78
		30	33	63		22	47	.468	11	21	.524	8	11	.727	3	16	19		20	12	6	1	4	63
at Indiana	3/3	32	45	77	W	24	49	.490	9	16	.563	20	22	.909	9	21	30	+5	22	7	4	1	2	77
		28	39	67		22	47	.468	2	11	.182	21	26	.808	9	16	25		19	5	5	0	0	67
at Ohio State	3/6	32	33	65	L	25	60	.417	9	24	.375	6	9	.667	13	13	26	-4	17	10	6	5	1	65
		47	46	93		32	47	.681	14	15	.933	15	20	.750	5	25	30		12	18	7	0</		

2011-12 GAME-BY-GAME STATISTICS (26-10, 12-6)

Opponent	Date	1		Final	W/L	3-PTRS			REBOUNDS				M	PF	A	TO	Blk	Stl	Pts					
		2	FG			FGA	Pct	3FG	FGA	Pct	FT	FTA								Pct	Off	Def	Tot	
KENNESAW ST.	11/12	41	44	85	W	30	51	.588	15	25	.600	10	13	.769	9	32	41	+21	12	23	10	3	7	85
		8	23	31		10	43	.233	2	10	.200	9	16	.563	5	15	20		16	2	12	3	7	31
COLGATE	11/16	42	26	68	W	27	61	.443	10	23	.435	4	14	.286	16	27	43	+14	13	8	5	2	11	68
		20	21	41		16	46	.348	3	11	.273	6	12	.500	5	24	29		17	7	13	6	1	41
WOFFORD	11/19	32	37	69	W	28	56	.500	9	23	.391	4	4	1.000	11	32	43	+21	9	19	8	4	3	69
		12	21	33		13	49	.265	4	19	.211	3	9	.333	6	16	22		12	7	9	0	5	33
UMKC	11/22	41	36	77	W	30	58	.517	13	27	.481	4	8	.500	8	37	45	+20	9	18	8	7	3	77
		18	13	31		11	53	.208	5	13	.385	4	5	.800	5	20	25		14	3	11	3	3	31
vs Bradley	11/25	34	32	66	W	25	59	.424	8	22	.364	8	12	.667	11	29	40	+6	13	16	10	4	10	66
		24	19	43		18	53	.340	1	7	.143	6	12	.500	10	24	34		13	4	17	3	5	43
at N. Carolina	11/30	24	33	57	L	23	64	.359	8	28	.286	3	6	.500	10	19	29	-13	21	6	4	4	9	57
		25	35	60		19	45	.422	3	9	.333	19	24	.792	10	32	42		12	9	14	6	2	60
MARQUETTE	12/3	22	32	54	L	16	50	.320	5	19	.263	17	21	.810	9	23	32	-12	18	8	12	3	5	54
		32	29	61		23	60	.383	2	11	.182	13	19	.684	17	27	44		21	7	13	3	3	61
GREEN BAY	12/7	33	37	70	W	27	59	.458	3	17	.176	13	19	.684	13	23	36	-1	11	16	6	7	8	70
		21	21	42		18	56	.321	2	12	.167	4	5	.800	15	22	37		22	6	16	3	1	42
UNLV	12/10	36	26	62	W	20	54	.370	10	26	.385	12	18	.667	10	24	34	+2	11	12	10	0	8	62
		23	28	51		18	46	.391	5	12	.417	10	14	.714	5	27	32		17	8	15	1	5	51
at Milwaukee	12/13	31	29	60	W	19	46	.413	6	14	.429	16	20	.800	6	26	32	-2	12	9	7	3	1	60
		20	34	54		21	55	.382	5	22	.227	7	17	.412	11	23	34		16	11	6	1	5	54
SAVANNAH ST.	12/15	32	34	66	W	25	44	.568	3	8	.375	13	19	.684	8	20	28	+4	10	7	7	6	9	66
		14	19	33		15	46	.326	0	3	.000	3	5	.600	12	12	24		17	5	16	3	4	33
MISS. VAL. ST.	12/23	39	40	79	W	22	44	.500	4	10	.400	31	44	.705	9	30	39	+16	15	12	13	3	7	79
		22	23	45		14	48	.292	4	14	.286	13	17	.765	6	17	23		29	9	17	0	7	45
at Nebraska	12/27	33	31	64	W	24	47	.511	11	21	.524	5	5	1.000	6	24	30	+2	11	13	7	2	6	64
		26	14	40		15	49	.306	3	13	.231	7	9	.778	11	17	28		10	9	9	1	5	40
IOWA	12/31	31	34	65	L	24	69	.348	3	28	.107	14	17	.824	17	22	39	-2	18	9	8	5	3	65
		31	41	72		29	59	.492	2	6	.333	12	17	.706	12	29	41		17	10	10	4	2	72
MICHIGAN ST.	1/3	22	28	60	L ot	18	54	.333	5	22	.227	19	27	.704	10	23	33	-8	19	5	8	4	3	60
		21	29	63		24	60	.400	2	5	.400	13	20	.650	12	29	41		22	10	9	5	4	63
at Michigan	1/8	19	22	41	L	16	51	.314	7	20	.350	2	5	.400	11	18	29	-9	16	6	12	2	6	41
		25	34	59		19	48	.396	4	15	.267	17	20	.850	12	26	38		9	6	9	0	7	59
at Purdue	1/12	34	33	67	W	19	40	.475	9	20	.450	20	24	.833	5	31	36	+4	17	13	12	4	1	67
		22	40	62		21	61	.344	8	24	.333	12	22	.545	13	19	32		21	12	3	0	4	62
NEBRASKA	1/15	24	26	50	W	15	48	.313	2	18	.111	18	24	.750	17	25	42	+14	7	5	12	3	5	50
		21	24	45		19	54	.352	5	19	.263	2	2	1.000	9	19	28		19	7	7	2	7	45
NORTHWESTERN	1/18	34	43	77	W	27	54	.500	12	23	.522	11	14	.786	9	23	32	+8	17	16	9	1	6	77
		32	25	57		19	45	.422	5	14	.357	14	19	.737	5	19	24		13	8	10	0	7	57
at Illinois	1/22	26	41	67	W	24	54	.444	9	22	.409	10	18	.556	7	26	33	+2	14	12	10	1	4	67
		26	37	63		24	55	.436	3	12	.250	12	15	.800	4	27	31		17	8	9	0	2	63
INDIANA	1/26	25	32	57	W	19	48	.396	4	17	.235	15	19	.789	8	19	27	-3	10	8	6	8	3	57
		27	23	50		21	46	.457	3	8	.375	5	10	.500	8	22	30		18	4	10	1	3	50
at Penn State	1/31	17	35	52	W	17	48	.354	5	19	.263	13	19	.684	9	22	31	-5	13	7	5	6	6	52
		23	23	46		18	50	.360	2	10	.200	8	14	.571	12	24	36		20	9	9	2	3	46
OHIO STATE	2/4	24	28	52	L	22	55	.400	5	27	.185	3	3	1.000	9	19	28	-4	15	10	10	4	7	52
		28	30	58		22	51	.431	1	7	.143	13	16	.813	10	22	32		12	8	9	1	5	58
at Minnesota	2/9	32	19	68	W ot	19	53	.358	9	23	.391	21	25	.840	12	22	34	-4	14	13	9	6	7	68
		24	27	61		23	55	.418	6	17	.353	9	14	.643	13	25	38		21	10	13	4	3	61
at Michigan St.	2/16	19	36	55	L	18	53	.340	5	24	.208	14	14	1.000	12	21	33	+3	23	10	10	1	5	55
		31	38	69		24	46	.522	2	9	.222	19	25	.760	8	22	30		17	13	10	0	5	69
PENN STATE	2/19	35	30	65	W	20	47	.426	11	22	.500	14	17	.824	10	28	38	+11	11	14	12	2	1	65
		21	34	55		22	56	.393	4	18	.222	7	11	.636	8	19	27		15	8	5	2	7	55
at Iowa	2/23	34	32	66	L	29	57	.509	6	16	.375	2	3	.667	8	23	31	+2	16	11	13	6	6	66
		43	24	67		24	50	.480	10	18	.556	9	15	.600	8	21	29		12	18	13	4	6	67
at Ohio State	2/26	29	34	63	W	23	55	.418	8	21	.381	9	11	.818	8	23	31	-4	18	13	7	2	1	63
		29	31	60		23	49	.469	4	11	.364	10	19	.526	9	26	35		17	10	12	2	2	60
MINNESOTA	2/28	16	36	52	W	12	39	.308	6	22	.273	22	29	.759	6	22	28	-9	19	10	8	3	2	52
		23	22	45		11	46	.239	2	11	.182	21	29	.724	15	22	37		24	3	10	5	2	45
ILLINOIS	3/4	31	39	70	W	21	47	.447	7	19	.368	21	27	.778	6	27	33	+1	14	12	7	1	6	70
		18	38	56		21	53	.396	4	17	.235	10	14	.714	8	24	32		25	3	10	3	2	

2012-13 GAME-BY-GAME STATISTICS (23-12, 12-6)

Opponent	Date	1	2	Final	W/L	FG	FGA	Pct	3-PTRS			REBOUNDS					PF	A	TO	Blk	Stl	Pts		
									3FG	FGA	Pct	FT	FTA	Pct	Off	Def							Tot	M
SE LOUISIANA	11/11	43	44	87	W	32	61	.525	8	21	.381	15	23	.652	19	30	49	+27	6	14	8	7	4	87
		17	30	47		19	54	.352	5	14	.357	4	6	.667	6	16	22		2	4	9	3	3	47
at Florida	11/14	31	25	56	L	21	59	.356	7	24	.292	7	14	.500	12	9	21	-19	18	12	10	1	11	56
		43	31	74		26	42	.619	6	12	.500	16	20	.800	9	31	40		15	9	20	2	2	74
CORNELL	11/18	42	31	73	W	27	67	.403	6	22	.273	13	14	.929	18	36	54	+23	11	18	16	9	10	73
		24	16	40		16	61	.262	2	15	.133	6	9	.667	11	20	31		17	7	18	2	9	40
PRESBYTERIAN	11/20	39	49	88	W	33	63	.524	16	37	.432	6	9	.667	12	26	38	+17	10	24	6	3	10	88
		15	28	43		16	44	.364	5	15	.333	6	8	.750	1	20	21		8	8	16	3	2	43
vs Creighton	11/23	39	35	74	L	27	66	.409	8	27	.296	12	16	.750	14	20	34	-6	20	8	8	4	5	74
		38	46	84		27	58	.466	8	20	.400	22	25	.880	13	27	40		18	14	10	2	3	84
vs. Arkansas	11/24	29	48	77	W	22	49	.449	8	19	.421	25	38	.658	14	25	39	+5	18	13	11	5	16	77
		40	30	70		25	61	.410	3	8	.375	17	25	.680	14	20	34		29	7	6	1	5	70
VIRGINIA	11/28	23	31	54	L	21	55	.382	8	22	.364	4	5	.800	7	18	25	-11	15	12	5	3	6	54
		24	36	60		21	46	.457	4	12	.333	14	17	.824	8	28	36		12	12	10	4	3	60
CALIFORNIA	12/2	37	44	81	W	30	58	.517	7	21	.333	14	25	.560	14	22	36	+6	19	18	13	5	16	81
		24	32	56		18	47	.383	3	9	.333	17	26	.654	12	18	30		22	7	23	2	11	56
NEB.-OMAHA	12/4	42	44	86	W	37	70	.486	8	27	.296	10	16	.625	19	30	49	+23	11	16	9	4	9	86
		13	27	40		17	51	.333	2	12	.167	4	8	.500	6	20	26		17	5	19	1	5	40
at Marquette	12/8	20	30	50	L	17	52	.327	7	25	.280	9	23	.391	14	21	35	-4	17	13	14	3	7	50
		34	26	60		25	52	.481	3	10	.300	7	17	.412	10	29	39		20	13	16	6	9	60
GREEN BAY	12/12	27	38	65	W	24	51	.471	5	13	.385	12	20	.600	7	25	32	-3	11	15	6	8	5	65
		23	31	54		21	56	.375	3	12	.250	9	12	.750	11	24	35		21	6	9	1	3	54
MILWAUKEE	12/22	41	33	74	W	28	59	.475	7	14	.500	11	13	.846	10	26	36	+15	12	17	8	2	7	74
		18	35	53		22	50	.440	7	22	.318	2	4	.500	3	18	21		15	13	13	4	4	53
SAMFORD	12/29	47	40	87	W	31	59	.525	12	22	.545	13	17	.765	13	30	43	+21	13	21	6	6	6	87
		19	32	51		18	51	.353	7	13	.538	8	15	.533	6	16	22		15	9	10	3	4	51
PENN STATE	1/3	29	31	60	L	22	57	.386	3	17	.176	13	26	.500	13	19	32	-6	7	10	4	6	7	60
		18	33	51		24	52	.462	3	8	.375	0	1	.000	9	29	38		23	7	15	2	2	51
at Nebraska	1/6	19	28	47	W	20	53	.377	4	17	.235	3	13	.231	8	30	38	+3	9	8	6	6	2	47
		19	22	41		18	49	.367	2	12	.167	3	5	.600	3	32	35		15	4	8	4	4	41
ILLINOIS	1/12	39	35	74	W	28	57	.491	10	23	.435	8	13	.615	18	25	43	+19	20	11	13	2	4	74
		19	32	51		18	51	.353	2	14	.143	13	20	.650	9	15	24		19	2	9	2	8	51
at Indiana	1/15	31	33	64	W	23	51	.451	7	22	.318	11	14	.786	7	21	28	-9	17	12	8	3	4	64
		32	27	59		20	54	.370	3	12	.250	16	19	.842	14	23	37		16	7	11	0	4	59
at Iowa	1/19	18	48	70	L	25	58	.431	8	23	.348	8	12	.667	11	23	34	+11	23	12	12	0	0	66
		34	36	66		22	51	.431	2	10	.200	24	29	.828	8	25	33		16	6	7	2	8	70
MICHIGAN ST.	1/22	28	19	47	L	16	54	.296	8	27	.296	7	18	.389	16	19	35	0	12	8	9	2	5	47
		27	22	49		18	47	.383	4	9	.444	9	12	.750	9	26	35		15	7	10	3	6	49
MINNESOTA	1/26	24	21	45	W	17	46	.370	7	22	.318	4	8	.500	11	24	35	+6	16	8	10	1	4	45
		24	20	44		16	46	.348	5	11	.455	7	12	.583	8	21	29		18	6	9	3	5	44
at Ohio State	1/29	26	23	49	L	19	52	.365	11	28	.393	0	0	.000	6	20	26	-6	16	13	9	3	1	49
		24	34	58		23	45	.511	3	5	.600	9	12	.750	5	27	32		12	10	10	4	4	58
at Illinois	2/3	33	41	74	W	21	49	.429	4	14	.286	28	42	.667	9	29	38	+6	16	9	9	2	3	74
		24	44	68		28	64	.438	2	13	.154	10	15	.667	10	22	32		27	10	9	2	4	68
IOWA	2/6	31	43	74	W ot	24	71	.338	7	25	.280	19	26	.731	15	34	49	-2	20	11	12	8	6	74
		29	41	70		25	74	.338	5	23	.217	15	22	.682	18	33	51		25	16	12	2	7	70
MICHIGAN	2/9	28	37	65	W ot	25	57	.439	10	24	.417	5	10	.500	7	32	39	0	8	14	14	5	4	65
		29	33	62		28	71	.394	5	18	.278	1	2	.500	11	28	39		13	12	7	1	8	62
at Minnesota	2/14	24	29	53	L ot	18	59	.305	7	28	.250	10	17	.588	18	25	43	+7	16	12	11	3	5	53
		22	36	58		18	49	.367	4	17	.235	18	24	.750	9	27	36		16	9	9	5	7	58
OHIO STATE	2/17	39	32	71	W	29	55	.527	7	19	.368	6	10	.600	9	28	37	+7	9	16	10	4	5	71
		22	27	49		21	56	.375	3	12	.250	4	11	.364	10	20	30		16	6	9	3	5	49
at Northwestern	2/20	28	41	69	W	23	50	.460	5	17	.294	18	26	.692	15	32	47	+25	10	16	8	3	5	69
		12	29	41		15	51	.294	8	24	.333	3	5	.600	5	17	22		18	11	7	1	5	41
NEBRASKA	2/26	44	33	77	W	27	53	.509	12	25	.480	11	16	.688	5	32	37	+6	10	19	8	8	4	77
		23	33	46		20	61	.328	3	11	.273	3	5	.600	8	23	31		16	6	10	0	4	46
PURDUE	3/3	36	20	56	L	22	54	.407	6	27	.222	6	8	.750	6	21	27	-8	17	12	11	6	8	56
		31	20	69		26	57	.456	6	12	.500	11	17	.647	12	27	39		12	15	12	1	8	69
at Michigan St.	3/7	18	25	43	L	15	51	.294	4	23	.174	9	15	.600	13	27	40	-2	14	11	17	3	4	43
		25	33	58		24	65	.369	3	15	.200	7	9	.778	16	26	42		16	12	10	1		

2013-14 GAME-BY-GAME STATISTICS (30-8, 12-6)

Opponent	Date	Final			W/L	FG			3-PTS			FT			REBOUNDS				PF	A	TO	Blk	Stl	Pts
		1	2			FG	FGA	Pct	3FG	FGA	Pct	FT	FTA	Pct	Off	Def	Tot	M						
vs St. John's	11/8	35	51	86	W	25	54	.463	11	23	.478	25	30	.833	14	20	34	0	23	13	10	2	3	86
FLORIDA	11/12	29	30	59	W	21	48	.438	9	20	.450	8	14	.571	8	23	31	+3	17	11	14	2	3	59
at Green Bay	11/16	26	27	53	W	19	47	.404	5	14	.357	10	17	.588	6	22	28	-5	18	7	11	1	6	53
N. DAKOTA	11/19	34	35	69	W	26	59	.441	5	18	.278	12	17	.706	6	29	35	-5	13	9	10	7	6	69
BOWLING GR.	11/21	29	37	66	W	27	66	.409	3	18	.167	9	12	.750	11	29	40	0	18	10	14	9	3	66
ORAL ROBERTS	11/23	55	48	103	W	35	59	.593	12	20	.600	21	29	.724	8	23	31	0	17	19	9	6	7	103
vs Saint Louis	11/26	45	40	85	W	36	66	.545	7	13	.538	6	12	.500	10	21	31	+3	24	11	12	0	6	85
vs West Virginia	11/27	28	36	64	W	28	63	.444	1	9	.111	7	14	.500	10	20	30	+3	23	7	6	2	7	64
at Virginia	12/4	27	39	76	W	27	57	.474	7	23	.304	15	18	.833	12	18	30	+6	10	14	8	1	7	76
MARQUETTE	12/7	28	42	70	W	22	55	.400	7	26	.269	19	23	.826	13	19	32	-2	16	14	6	4	2	70
MILWAUKEE	12/11	25	39	64	W	25	58	.431	3	8	.375	11	14	.786	11	23	34	-2	25	7	9	3	2	64
E. KENTUCKY	12/14	45	33	78	W	31	61	.508	10	26	.385	6	9	.667	9	26	35	+9	16	16	8	3	12	78
PRAIRIE VIEW	12/28	25	27	52	W	20	47	.426	6	17	.353	6	9	.667	4	22	26	+9	13	8	19	1	2	52
at Northwestern	1/2	42	44	86	W	26	43	.605	9	15	.600	25	33	.758	8	25	33	+13	10	17	11	1	4	86
IOWA	1/5	23	38	61	W	24	58	.414	4	19	.211	9	9	1.000	9	11	20	+17	26	6	9	2	7	61
ILLINOIS	1/8	37	43	80	W	25	58	.431	9	27	.333	21	28	.750	16	26	42	+17	8	14	2	3	6	80
at Indiana	1/14	18	25	43	W	17	52	.327	6	17	.353	3	4	.750	7	18	25	-7	19	11	13	0	1	43
MICHIGAN	1/18	40	36	76	W	32	58	.552	5	16	.313	7	10	.700	9	29	38	+11	15	16	4	4	6	76
at Minnesota	1/22	14	35	49	W	19	55	.345	3	16	.188	8	11	.727	9	18	27	-13	12	8	7	5	2	49
at Purdue	1/25	24	51	75	W	20	53	.377	10	22	.455	25	35	.714	11	24	35	-7	22	11	12	6	2	75
NORTHWESTERN	1/29	35	36	71	W	25	64	.391	4	10	.400	17	25	.680	16	26	42	-13	23	10	10	5	7	71
OHIO STATE	2/1	50	45	95	W	32	57	.561	8	19	.421	23	33	.697	5	30	35	-5	14	11	4	3	5	95
at Illinois	2/4	25	45	70	W	25	79	.316	5	19	.263	15	19	.789	25	23	48	-5	23	4	8	0	3	70
MICHIGAN ST.	2/9	35	37	72	L	32	60	.533	7	23	.304	1	4	.250	8	20	28	-1	15	11	9	2	4	72
at Iowa	2/22	34	41	75	L	32	62	.516	4	14	.286	7	10	.700	11	22	33	-1	12	14	9	5	5	75
INDIANA	2/25	28	40	68	L	22	50	.440	5	20	.250	19	23	.826	9	13	22	-10	14	8	6	3	4	68
at Michigan	2/16	34	47	81	W	33	56	.589	4	7	.571	11	11	1.000	10	22	32	0	21	16	7	3	6	81
at Nebraska	3/9	32	40	72	W	19	46	.413	7	20	.350	27	33	.818	7	30	37	0	16	11	9	6	6	72
vs Minnesota	3/14	29	29	58	W	23	65	.354	3	17	.176	9	13	.692	14	23	37	-6	24	13	8	3	3	58
vs Oregon	3/22	23	33	56	L	15	57	.263	5	24	.208	21	27	.778	9	24	33	-6	17	10	9	5	10	56
vs American	3/20	22	43	65	W	23	48	.479	7	16	.438	12	16	.750	3	36	39	-2	24	14	14	3	6	65
vs Baylor	3/27	33	25	58	L	18	45	.400	3	17	.176	19	29	.655	10	24	34	+3	14	7	7	1	3	58
vs Arizona	3/29	29	30	59	W	21	49	.429	5	9	.556	12	18	.667	9	22	31	+6	23	9	8	2	4	59
vs KENTUCKY	4/5	36	39	75	W	22	46	.478	10	23	.435	21	26	.808	9	22	31	+6	18	13	11	2	4	75
Wisconsin		30	33	63	W	21	52	.404	4	10	.400	17	21	.810	8	17	25	-2	23	7	9	3	5	63
Opponents		28	34	62	L	26	60	.433	7	18	.389	11	14	.786	8	22	30	-1	15	11	9	2	4	70
Wisconsin		34	40	74	W	30	63	.476	8	24	.333	11	13	.846	13	22	35	+2	13	15	9	2	4	74
Opponents		31	43	74	W	31	64	.484	4	14	.286	8	9	.889	11	22	33	+2	15	19	7	3	5	74
Wisconsin		19	50	69	W	20	48	.417	7	21	.333	22	24	.917	7	22	29	-4	7	8	3	6	6	69
Opponents		29	29	58	W	24	57	.421	8	18	.444	2	3	.667	11	22	33	-6	20	5	10	3	2	58
Wisconsin		31	40	71	W	22	50	.440	8	24	.333	19	24	.792	7	21	28	-6	14	15	8	2	7	71
Opponents		27	39	66	W	28	58	.483	1	13	.077	9	13	.692	11	23	34	-6	20	9	11	3	3	66
Wisconsin		35	41	76	W	23	52	.442	7	18	.389	23	31	.742	9	26	35	-2	15	12	7	3	7	76
Opponents		24	46	70	W	29	64	.453	3	14	.214	9	14	.643	12	25	37	-2	25	11	11	4	4	70
Wisconsin		35	33	68	L	24	56	.429	9	20	.450	11	21	.524	11	24	35	+4	18	14	11	6	1	68
Opponents		33	44	77	W	26	50	.520	6	11	.545	19	25	.760	3	28	31	+4	17	9	5	2	6	77
Wisconsin		34	49	83	W	30	55	.545	10	24	.417	13	21	.619	7	33	40	+6	16	16	7	7	7	83
Opponents		22	35	57	W	19	58	.328	8	21	.381	11	18	.611	10	24	34	+6	22	9	9	0	3	57
Wisconsin		26	49	75	L	22	50	.440	7	18	.389	24	31	.774	9	19	28	-4	18	13	6	2	2	75
Opponents		43	40	83	W	29	51	.569	7	13	.538	18	28	.643	9	23	32	-4	22	15	8	4	6	83
Wisconsin		32	43	75	W	26	52	.500	10	23	.435	13	14	.929	6	25	31	+7	15	13	7	1	9	75
Opponents		22	13	35	W	11	37	.297	4	15	.267	9	15	.600	4	20	24	+7	16	8	17	0	5	35
Wisconsin		37	48	85	W	29	60	.483	11	28	.393	16	25	.640	14	22	36	+10	17	15	8	1	1	85
Opponents		49	28	77	W	24	49	.490	8	18	.444	21	23	.913	3	23	26	+10	23	9	8	1	5	77
Wisconsin		29	40	69	W	26	50	.520	6	16	.375	11	20	.550	8	31	39	+6	16	18	10	6	1	69
Opponents		16	36	52	W	18	57	.316	2	15	.133	14	18	.778	11	22	33	+6	16	10	6	3	5	52
Wisconsin		25	39	64	Wot	24	61	.393	6	17	.353	10	12	.833	13	25	38	-1	15	11	8	0	3	64
Opponents		28	35	63	L	23	58	.397	5	12	.417	12	17	.706	13	26	39	-1	17	8	7	5	2	63
Wisconsin		40	33	73	L	23	50	.460	8	20	.400	19	20	.950	6									

2014-15 GAME-BY-GAME STATISTICS (36-4, 16-2)

Opponent	Date	Final			W/L	3-PTRS			REBOUNDS			PF	A	TO	Blk	Stl	Pts							
		1	2	Final		FG	FGA	Pct	3FG	FGA	Pct							FT	FTA	Pct	Off	Def	Tot	M
N. KENTUCKY	11/14	28	34	62	W	23	47	.489	4	17	.235	12	20	.600	7	35	42	+14	9	13	9	5	3	62
		15	16	31		14	53	.264	2	16	.125	1	5	.200	6	22	28		19	4	10	1	5	31
CHATTANOOGA	11/16	52	37	89	W	32	60	.533	8	18	.444	17	23	.739	11	38	49	+28	13	20	9	2	5	89
		21	24	45		18	56	.321	6	22	.273	3	10	.300	3	18	21		19	7	11	4	7	45
GREEN BAY	11/19	38	46	84	W	27	52	.519	6	17	.353	24	37	.649	12	33	45	+14	13	13	7	8	4	84
		29	31	60		23	65	.354	2	12	.167	12	18	.667	12	19	31		26	13	6	3	4	60
BOISE STATE	11/22	38	40	78	W	31	56	.554	10	27	.370	6	6	1.000	8	21	29	+4	11	16	5	4	5	78
		24	30	54		21	49	.429	7	11	.636	5	9	.556	9	16	25		15	8	11	0	3	54
vs UAB	11/26	37	35	72	W	27	52	.519	5	18	.278	13	22	.591	9	24	33	+1	15	14	10	5	8	72
		17	26	43		18	51	.353	4	19	.211	3	8	.375	11	21	32		20	7	19	0	4	43
vs Georgetown	11/27	35	33	68	W	21	43	.488	6	16	.375	20	27	.741	10	16	26	0	17	9	14	3	6	68
		34	31	65		25	47	.532	6	11	.545	9	13	.692	9	17	26		22	7	15	1	8	65
vs Oklahoma	11/28	34	35	69	W	27	62	.435	9	28	.321	6	8	.750	7	25	32	-3	18	19	11	3	12	69
		33	23	56		17	46	.370	5	20	.250	17	19	.895	5	30	35		16	6	21	2	5	56
DUKE	12/3	32	38	70	L	22	54	.407	9	21	.429	17	21	.810	10	17	27	-1	17	11	8	2	2	70
		35	45	80		30	46	.652	7	12	.583	13	18	.722	3	25	28		18	11	10	1	6	80
at Marquette	12/6	25	24	49	W	17	52	.327	8	30	.267	7	9	.778	14	27	41	+13	15	14	11	6	7	49
		15	23	38		13	45	.289	6	14	.429	6	9	.667	5	23	28		13	9	10	0	4	38
at Milwaukee	12/10	45	48	93	W	39	64	.609	8	16	.500	7	9	.778	5	29	34	+6	13	10	4	2	10	93
		24	30	54		18	52	.346	6	16	.375	12	17	.706	6	22	28		14	10	14	0	3	54
NICHOLLS ST.	12/13	47	39	86	W	28	54	.519	4	14	.286	26	35	.743	14	27	41	+15	13	14	10	5	10	86
		15	28	43		18	52	.346	2	10	.200	5	8	.625	9	17	26		28	8	21	1	5	43
at California	12/22	32	36	68	W	24	55	.436	3	11	.273	17	18	.944	8	31	39	+10	12	8	6	2	2	68
		20	36	56		21	54	.389	5	12	.417	9	13	.692	5	24	29		15	7	6	3	4	56
BUFFALO	12/28	26	42	68	W	25	59	.424	6	20	.300	12	13	.923	12	25	37	+5	13	11	8	9	3	68
		27	29	56		19	54	.352	5	9	.556	13	18	.722	10	22	32		15	6	9	3	2	56
PENN STATE	12/31	43	46	89	W	30	47	.638	6	13	.462	23	28	.821	5	20	25	+3	13	9	9	3	4	89
		36	36	72		29	54	.537	5	12	.417	9	14	.643	7	15	22		23	7	9	0	5	72
at Northwestern	1/4	43	38	81	W	30	57	.526	12	25	.480	9	15	.600	8	29	37	+5	9	23	7	3	2	81
		21	37	58		24	61	.393	4	14	.286	6	8	.750	9	23	32		16	16	9	0	1	58
PURDUE	1/7	28	34	62	W	17	39	.436	3	14	.214	25	31	.806	4	17	21	-5	12	6	8	4	6	62
		27	28	55		25	49	.510	2	5	.400	3	7	.429	7	19	26		24	10	12	0	3	55
at Rutgers	1/11	35	27	62	L	24	56	.429	5	21	.238	9	16	.563	12	19	31	+3	14	11	5	2	1	62
		23	44	67		25	46	.543	5	11	.455	12	15	.800	5	23	28		18	8	7	1	2	67
NEBRASKA	1/15	37	33	70	W	21	43	.488	11	21	.524	17	23	.739	5	22	27	+3	14	9	6	4	1	70
		27	28	55		21	50	.420	5	17	.294	8	14	.571	8	16	24		18	9	5	0	5	55
IOWA	1/20	35	47	82	W	29	59	.492	9	22	.409	15	19	.789	15	22	37	+14	9	16	1	2	6	82
		17	33	50		20	46	.435	6	15	.400	4	10	.400	6	17	23		16	7	9	4	0	50
at Michigan	1/24	30	39	69	Wot	24	51	.471	7	21	.333	14	19	.737	9	21	30	-3	12	12	8	1	4	69
		23	41	64		23	54	.426	7	20	.350	11	12	.917	11	22	33		20	8	9	1	2	64
at Iowa	1/31	42	32	74	W	23	52	.442	7	19	.368	21	26	.808	15	20	35	+11	15	9	6	1	5	74
		36	27	63		23	48	.479	4	7	.571	13	20	.650	7	17	24		21	11	8	3	4	63
INDIANA	2/3	44	48	92	W	29	48	.604	6	11	.545	28	31	.903	3	19	22	-3	15	15	6	6	3	92
		36	42	78		28	57	.491	13	24	.542	9	11	.818	9	16	25		23	11	11	1	2	78
NORTHWESTERN	2/7	37	28	65	W	21	54	.389	9	28	.321	14	17	.824	13	26	39	+14	12	14	5	1	1	65
		21	29	50		19	48	.396	4	14	.286	8	12	.667	5	20	25		20	8	5	4	2	50
at Nebraska	2/10	27	38	65	W	18	46	.391	5	18	.278	24	31	.774	8	30	38	+2	12	9	8	4	3	65
		13	42	55		22	62	.355	4	18	.222	7	10	.700	12	24	36		25	5	8	5	6	55
ILLINOIS	2/15	32	36	68	W	27	53	.509	5	14	.357	9	15	.600	15	17	32	+7	11	11	4	0	6	68
		24	25	49		18	45	.400	4	11	.364	9	11	.818	11	14	25		16	4	10	1	3	49
at Penn State	2/18	31	24	55	W	20	51	.392	5	22	.227	10	15	.667	9	28	37	+9	9	12	8	2	3	55
		24	23	47		21	54	.389	2	13	.154	3	3	1.000	4	24	28		17	5	6	3	5	47
MINNESOTA	2/21	35	28	63	W	23	49	.469	6	17	.353	11	14	.786	5	22	27	-2	7	11	8	9	2	63
		27	26	53		25	54	.463	3	9	.333	0	1	.000	7	22	29		17	7	11	2	4	53
at Maryland	2/24	20	33	53	L	20	52	.385	6	22	.273	7	12	.583	10	21	31	0	12	6	8	4	3	53
		31	28	59		24	50	.480	2	7	.286	9	11	.818	7	24	31		14	8	6	5	5	59
MICHIGAN ST.	3/1	36	32	68	W	26	50	.520	4	14	.286	12	15	.800	9	26	35	+11	9	10	8	3	3	68
		25	36	61		24	53	.453	9	17	.529	4	9	.444	7	17	24		18	14	7	4	3	61
at Minnesota	3/5	44	32	76	W	28	56	.500	10	20	.500	10	12	.833	9	24	33	0	11	18	9	5	3	76
		34	29	63		25	61	.410	6	16	.375	7	9	.778	12	21	33		16	12	8	3	5	63
at Ohio State	3/8																							

2015-16 GAME-BY-GAME STATISTICS (22-13, 12-6)

Opponent	Date	Final			W/L	3-PTRS			REBOUNDS			PF	A	TO	Blk	Stl	Pts								
		1	2	Pct		FGA	Pct	3FGA	Pct	FT	FTA							Pct	Off	Def	Tot	M			
W. ILLINOIS	11/13	44	23	67	L	22	62	.355	7	21	.333	16	25	.640	21	18	39	+8	15	8	4	6	6	67	
SIENA	11/15	43	49	92	W	31	53	.585	5	12	.417	25	30	.833	10	27	37	+11	23	12	10	4	2	2	92
		28	37	65		22	56	.393	3	16	.188	18	27	.667	11	15	26		23	9	10	4	5	65	
N. DAKOTA	11/17	35	43	78	W	29	66	.439	6	20	.300	14	22	.636	16	24	40	+9	15	14	6	2	4	78	
vs Georgetown	11/20	22	42	64		24	50	.480	7	11	.636	9	17	.529	5	26	31		23	11	17	2	4	64	
		27	44	61	L	20	63	.317	5	19	.263	16	20	.800	18	22	40	+4	21	10	14	3	5	61	
vs VCU	11/22	37	37	74	W	26	49	.531	5	10	.500	17	24	.708	11	28	39	+9	22	13	17	7	4	74	
		43	30	73		26	61	.426	4	13	.308	17	29	.586	14	16	30		20	11	9	3	8	73	
PV A&M	11/25	42	43	85	W	29	56	.518	6	20	.300	21	26	.808	12	17	29	+1	18	17	12	2	9	85	
at Oklahoma	11/29	36	31	67		24	50	.480	7	11	.636	12	17	.706	11	17	28		27	6	19	2	7	67	
		19	29	48	L	16	68	.235	7	33	.212	9	13	.692	21	25	46	+2	17	8	7	3	2	48	
at Syracuse	12/2	34	31	65		26	61	.426	4	12	.333	9	14	.643	12	32	44		12	14	5	6	4	65	
		27	39	66	Wot	25	60	.417	5	18	.278	11	12	.917	16	35	51	+26	18	15	20	7	4	66	
TEMPLE	12/5	24	34	58		20	56	.357	7	24	.292	11	20	.550	6	19	25		16	12	11	5	8	58	
		37	39	76	W	27	59	.458	6	11	.545	16	21	.762	10	28	38	+9	13	13	7	2	5	76	
MILWAUKEE	12/9	26	34	60		22	58	.379	7	20	.350	9	11	.818	6	23	29		16	11	7	4	3	60	
		40	27	67	L	20	55	.364	4	10	.400	23	32	.719	12	33	45	+16	21	7	10	4	2	67	
MARQUETTE	12/12	29	39	68		19	53	.358	8	27	.296	22	27	.815	5	24	29		27	11	8	1	4	68	
		24	31	55	L	24	66	.364	6	17	.353	1	4	.250	14	22	36	+3	16	12	7	4	7	55	
TA&M-CC	12/15	29	28	57		24	46	.522	3	5	.600	6	14	.429	6	27	33		14	13	11	3	4	57	
		17	37	64	W	20	44	.455	6	16	.375	18	31	.581	15	27	42	+11	12	12	15	5	5	64	
GREEN BAY	12/23	19	30	49		19	58	.328	4	18	.222	7	12	.583	13	18	31		24	5	10	2	8	49	
		48	36	84	W	27	55	.491	7	16	.438	23	32	.719	14	32	46	+11	16	15	26	6	9	84	
PURDUE	12/29	27	52	79		27	71	.380	9	26	.346	16	26	.615	16	19	35		26	9	15	3	18	79	
		24	31	55	L	22	57	.386	5	17	.294	6	8	.750	7	19	26	-10	19	9	7	5	7	55	
RUTGERS	1/2	24	37	61		22	50	.440	5	13	.385	12	14	.857	8	28	36		11	12	16	2	4	61	
		42	37	79	W	31	58	.534	8	18	.444	9	15	.600	8	29	37	+12	15	14	9	4	6	79	
at Indiana	1/5	31	26	57		23	58	.397	5	12	.417	6	6	1.000	4	21	25		16	10	10	1	2	57	
		28	30	58	L	19	46	.413	4	16	.250	16	23	.696	9	18	27	0	16	6	14	1	9	58	
MARYLAND	1/9	24	35	59		21	43	.488	7	17	.412	10	10	1.000	4	23	27		21	13	19	4	7	59	
		32	28	60	L	24	62	.387	7	21	.333	5	11	.455	11	21	32	-2	15	8	8	3	8	60	
at Northwestern	1/12	36	27	63		25	48	.521	4	11	.364	9	12	.750	5	29	34		15	10	16	6	3	63	
		24	41	65	L	24	51	.471	7	21	.333	10	13	.769	7	18	25	-9	21	19	12	1	8	65	
MICHIGAN ST.	1/17	26	44	70		22	46	.478	4	12	.333	22	34	.647	11	23	34		17	10	11	2	5	70	
		41	36	77	W	21	47	.447	6	14	.429	29	36	.806	8	17	25	-10	15	6	6	1	4	77	
at Penn State	1/21	36	40	76		28	59	.475	8	18	.444	12	16	.750	15	20	35		28	11	9	1	3	76	
		27	39	66	W	20	48	.417	4	10	.400	22	35	.629	13	23	36	+2	21	9	11	2	7	66	
INDIANA	1/26	18	42	60		17	44	.386	6	15	.400	20	27	.741	9	25	34		29	9	13	4	3	60	
		35	47	82	Wot	25	48	.521	4	12	.333	28	37	.757	8	18	26	-6	17	5	16	5	9	82	
at Illinois	1/31	34	45	79		28	62	.452	7	16	.438	16	18	.889	13	19	32		31	6	19	3	8	79	
		33	30	63	W	22	50	.440	2	14	.143	17	20	.850	9	28	37	+12	16	8	12	1	6	63	
OHIO STATE	2/4	28	27	55		18	50	.360	6	14	.429	13	15	.867	5	20	25		17	6	11	0	6	55	
		38	41	79	W	28	57	.491	13	27	.481	10	17	.588	13	23	36	+9	14	15	11	1	5	79	
NEBRASKA	2/10	32	36	68		26	58	.448	7	18	.389	9	12	.750	10	17	27		19	8	10	4	2	68	
		30	42	72	W	22	43	.512	11	18	.611	17	28	.607	7	21	28	-5	13	13	11	2	4	72	
at Maryland	2/13	26	35	61		24	59	.407	4	13	.308	9	12	.750	14	19	33		23	7	10	4	3	61	
		36	34	70	W	23	56	.411	12	26	.462	12	18	.667	13	27	40	+10	18	13	11	2	5	70	
at Michigan St.	2/18	21	36	57		20	50	.400	5	14	.357	12	21	.571	9	21	30		19	11	12	9	8	57	
		23	34	57	L	20	59	.339	6	20	.300	11	17	.647	14	17	31	-7	10	13	9	3	4	57	
ILLINOIS	2/21	32	37	69		26	56	.464	8	17	.471	9	13	.692	12	26	38		18	20	12	6	4	69	
		24	45	69	W	19	44	.432	5	20	.250	26	33	.788	5	26	31	-2	12	13	7	2	9	69	
at Iowa	2/24	29	31	60		22	56	.393	9	22	.409	7	10	.700	9	24	33		26	10	12	2	5	60	
		35	32	67	W	25	52	.481	10	23	.435	7	12	.583	8	22	30	-13	20	17	11	4	8	67	
MICHIGAN	2/28	34	25	59		18	55	.327	5	18	.278	18	25	.720	20	23	43		17	9	14	3	8	59	
		29	39	68	W	24	49	.490	8	21	.381	12	15	.800	7	26	33	+13	12	14	12	4	6	68	
at Minnesota	3/2	30	27	57		24	50	.480	5	13	.385	4	7	.571	3	17	20		16	14	11	1	5	57	
		40	22	62	W	24	52	.462	7	20	.350	7	14	.500	11	23	34	0	20	12	11	6	6	62	
at Purdue	3/6	24	25	49		16	48	.333	3	17	.176	14	21	.667	12	22	34		18	11	13	2	3	49	
		39	41	80	L	26	60	.433	13	29	.448	15	20	.750	8	14	22	-9	23	12	6	1	6	80	
vs Nebraska	3/10	45	46	91		28	45	.622	10	19	.526	25	33	.758	5	26	31		14	23	11	2	2	91	
		21	37	58																					

2016-17 GAME-BY-GAME STATISTICS (27-10, 12-6)

Opponent	Date	Final			W/L	3-PTRS			REBOUNDS			PF	A	TO	Blk	Stl	Pts							
		1	2	3		FG	FGA	Pct	3FG	FGA	Pct							FT	FTA	Pct	Off	Def	Tot	M
C. ARKANSAS	11/11	34	45	79	W	25	53	.472	11	29	.379	18	23	.783	14	30	44	+15	17	14	11	6	6	79
		22	25	47		15	53	.283	6	16	.375	11	18	.611	13	16	29		18	10	12	3	6	47
at Creighton	11/15	30	37	67	L	26	63	.413	11	39	.282	4	5	.800	16	26	42	+15	22	15	16	1	4	67
		33	46	79		28	56	.500	8	16	.500	15	22	.682	6	21	27		13	15	7	1	8	79
CHICAGO ST.	11/17	32	37	69	W	26	58	.448	5	19	.263	12	19	.632	16	30	46	+26	12	18	13	2	5	69
		24	27	51		18	51	.353	8	22	.364	7	10	.700	3	17	20		19	5	13	3	8	51
vs Tennessee	11/21	40	34	74	W	27	48	.563	7	19	.368	13	19	.684	8	28	36	+11	12	16	18	5	7	74
		32	30	62		25	62	.403	6	19	.316	6	6	1.000	9	16	25		17	10	10	2	7	62
vs Georgetown	11/22	32	41	73	W	28	65	.431	5	22	.227	12	16	.750	20	30	50	+29	18	12	13	5	5	73
		29	28	57		18	47	.383	5	15	.333	16	20	.800	1	20	21		16	7	10	1	6	57
vs N. Carolina	11/23	20	36	56	L	21	55	.382	8	22	.364	6	10	.600	4	22	26	-12	12	12	11	5	8	56
		29	42	71		28	57	.491	3	12	.250	12	12	1.000	7	31	38		13	10	12	3	3	71
PR. VIEW A&M	11/27	47	48	95	W	33	59	.559	9	27	.333	20	27	.741	15	29	44	+18	14	15	11	4	4	95
		27	23	50		22	59	.373	6	18	.333	0	3	.000	11	15	26		24	7	15	1	4	50
SYRACUSE	11/29	43	34	77	W	29	59	.492	11	23	.478	8	16	.500	14	26	40	+15	14	21	12	1	4	77
		39	21	60		21	55	.382	6	23	.261	12	13	.923	7	18	25		18	9	10	3	9	60
OKLAHOMA	12/3	37	53	90	W	33	63	.524	12	27	.444	12	20	.600	10	21	31	+2	14	15	5	4	5	90
		40	30	70		25	51	.490	6	14	.429	14	17	.824	6	23	29		20	4	16	3	1	70
IDAHO STATE	12/7	35	43	78	W	30	58	.517	6	20	.300	12	22	.545	13	34	47	+26	16	11	10	4	9	78
		16	28	44		16	48	.333	7	23	.304	5	13	.385	3	18	21		21	8	17	2	5	44
at Marquette	12/10	35	58	93	W	32	55	.582	8	18	.444	21	29	.724	8	25	33	+6	18	20	9	6	9	93
		40	44	84		27	58	.466	10	22	.455	20	23	.870	8	19	27		25	8	12	2	5	84
GREEN BAY	12/14	31	42	73	W	27	58	.466	5	15	.333	14	21	.667	9	26	35	+1	15	18	9	3	13	73
		21	38	59		23	57	.404	6	19	.316	7	12	.583	11	23	34		19	13	19	1	2	59
FLORIDA A&M	12/23	43	47	90	W	34	65	.523	12	27	.444	10	11	.909	15	38	53	+32	13	23	13	1	9	90
		22	15	37		14	54	.259	6	22	.273	3	8	.375	4	17	21		14	7	15	2	4	37
RUTGERS	12/27	33	39	72	W	23	54	.426	5	18	.278	21	28	.750	16	28	44	+9	15	9	13	6	10	72
		18	34	52		19	62	.306	7	18	.389	7	11	.636	17	18	35		24	7	15	4	6	52
at Indiana	1/3	38	37	75	W	28	56	.500	10	20	.500	9	14	.643	8	17	25	-7	15	12	7	4	9	75
		37	31	68		26	49	.531	5	15	.333	11	15	.733	9	23	32		16	9	13	2	5	68
at Purdue	1/8	23	32	55	L	23	59	.390	2	14	.143	7	10	.700	7	15	22	-12	17	12	9	1	9	55
		29	37	66		24	46	.522	7	15	.467	11	12	.917	6	28	34		15	16	18	4	3	66
OHIO STATE	1/12	45	44	89	W	36	73	.493	12	22	.545	5	15	.333	21	23	44	+13	17	19	8	2	8	89
		27	39	66		21	53	.396	5	20	.250	19	23	.826	10	21	31		14	7	12	10	6	66
MICHIGAN	1/17	26	42	68	W	24	53	.453	6	16	.375	14	24	.583	8	24	32	0	15	11	8	3	5	68
		21	43	64		22	51	.431	10	21	.476	10	11	.909	5	27	32		21	10	10	4	3	64
at Minnesota	1/21	32	46	78	Wot	31	62	.500	7	14	.500	9	13	.692	9	27	36	+3	13	19	13	6	5	78
		34	42	76		30	64	.469	9	17	.529	7	10	.700	9	24	33		13	19	10	7	6	76
PENN STATE	1/24	36	46	82	W	26	55	.473	9	23	.391	21	29	.724	14	25	39	+14	15	15	11	1	7	82
		33	22	55		19	49	.388	9	18	.500	8	12	.667	7	18	25		22	13	17	4	5	55
vs Rutgers	1/28	20	41	61	Wot	20	60	.333	3	25	.120	18	28	.643	14	27	41	-3	20	10	15	6	7	61
		25	29	54		19	54	.352	3	10	.300	13	20	.650	10	34	44		25	6	19	4	8	54
at Illinois	1/31	33	24	57	W	24	59	.407	7	23	.304	2	9	.222	19	26	45	+9	12	10	12	5	7	57
		20	23	43		16	58	.276	5	21	.238	6	9	.667	16	20	36		15	7	10	3	5	43
INDIANA	2/5	27	38	65	W	19	48	.396	4	17	.235	23	31	.742	12	21	33	+4	16	9	13	5	8	65
		24	36	60		21	49	.429	7	20	.350	11	12	.917	7	22	29		22	11	15	0	7	60
at Nebraska	2/9	25	45	70	Wot	23	63	.365	8	22	.364	16	24	.667	15	22	37	-13	25	9	13	3	10	70
		24	45	69		24	60	.400	6	14	.429	15	24	.625	20	30	50		22	13	22	4	8	69
N'WESTERN	2/12	22	37	59	L	19	50	.380	7	19	.368	14	19	.737	10	24	34	+2	12	10	12	4	4	59
		31	35	66		26	58	.448	7	17	.412	7	9	.778	8	24	32		16	11	6	3	7	66
at Michigan	2/16	31	27	58	L	23	60	.383	3	16	.188	9	9	1.000	11	24	35	+6	15	12	11	5	5	58
		30	34	64		23	50	.460	9	23	.391	9	13	.692	6	23	29		14	15	10	3	6	64
MARYLAND	2/19	27	44	71	W	24	58	.414	2	12	.167	21	37	.568	18	26	44	+17	23	9	8	4	7	71
		33	27	60		19	45	.422	8	18	.444	14	23	.609	5	22	27		25	13	13	6	4	60
at Ohio State	2/23	31	42	73	L	25	57	.439	13	30	.433	10	15	.667	8	17	25	-13	23	11	7	4	4	73
		44	39	83		25	50	.500	10	16	.625	23	27	.852	10	28	38		21	12	9	4	4	83
at Michigan St.	2/26	37	37	74	L	28	65	.431	5	18	.278	13	25	.520	15	23	38	-4	22	12	8	3	8	74
		38	46	84		28	60	.467	7	17	.412	21	23	.913	11	31	42		22	18	11	1	2	84
IOWA	3/2	25	32	57	L	23	54	.426	6	23	.261	5	14	.357	7	20	27	-10	14	9	13	1	9	57
		32	27	59		22	53	.415	9	19	.474	6	7	.857</										

2017-18 GAME-BY-GAME STATISTICS (15-18, 7-11)

Opponent	Date	1		Final	W/L	3-PTRS			REBOUNDS			M	PF	A	TO	Blk	Stl	Pts						
		FG	FGA			Pct	3FG	3FGA	Pct	FT	FTA								Pct	Off	Def	Tot		
S. CAROLINA ST	11/10	46	39	85	W	32	56	.571	10	23	.435	11	18	.611	8	33	41	+19	9	18	13	3	7	85
		28	22	50		19	56	.339	6	18	.333	6	9	.667	4	18	22		19	7	14	0	7	50
YALE	11/12	43	46	89	W	31	61	.508	7	22	.318	20	26	.769	7	27	34	+3	19	13	7	2	9	89
		22	39	61		22	51	.431	6	23	.261	11	16	.688	5	26	31		26	13	17	2	2	61
XAVIER	11/16	34	36	70	L	25	61	.410	7	24	.292	13	21	.619	7	21	28	-9	21	13	7	2	7	70
		34	46	80		27	53	.509	6	17	.353	20	23	.870	7	30	37		20	14	11	1	2	80
vs Baylor	11/20	34	36	70	L	23	58	.397	7	21	.333	12	18	.667	12	20	32	-7	20	13	8	4	2	65
		34	46	80		21	53	.396	6	13	.462	22	31	.710	13	26	39		21	12	9	6	5	70
vs UCLA	11/21	38	32	70	L	25	52	.481	5	22	.227	15	22	.682	4	21	25	-3	18	9	12	1	7	70
		31	41	72		27	50	.540	9	17	.529	9	13	.692	5	23	28		21	13	19	2	7	72
MILWAUKEE	11/24	28	43	71	W	27	54	.500	10	19	.526	7	10	.700	12	25	37	+12	14	14	9	2	3	71
		23	26	49		23	51	.451	1	11	.091	2	8	.250	7	18	25		18	3	9	2	5	49
at Virginia	11/27	20	17	37	L	15	48	.313	3	20	.150	4	7	.571	9	21	30	-9	10	6	14	1	5	37
		24	25	49		23	60	.383	3	14	.214	0	0	.000	14	25	39		14	7	12	2	6	49
OHIO STATE	12/2	26	32	58	L	19	49	.388	10	27	.370	10	12	.833	5	13	18	-14	18	10	13	1	5	58
		49	34	83		31	47	.660	7	13	.538	14	19	.737	5	27	32		16	19	13	3	10	83
at Penn State	12/4	31	33	64	W	23	52	.442	5	11	.455	13	19	.684	8	28	36	+2	23	13	10	4	8	64
		25	38	63		20	56	.357	2	14	.143	21	25	.840	10	24	34		16	12	11	13	6	63
at Temple	12/6	28	27	55	L	23	56	.411	5	20	.250	4	6	.667	8	25	33	+1	14	14	11	2	4	55
		31	28	59		24	53	.453	3	14	.214	8	15	.533	7	25	32		10	12	9	6	7	59
MARQUETTE	12/9	32	31	63	L	23	54	.426	4	12	.333	13	20	.650	12	19	31	+1	10	11	12	5	4	63
		41	41	82		29	55	.527	14	22	.636	10	10	1.000	7	23	30		18	14	9	5	3	82
W. KENTUCKY	12/13	34	47	81	W	28	51	.549	12	20	.600	13	23	.565	8	17	25	-1	14	17	15	7	5	81
		38	42	80		32	59	.542	7	14	.500	9	11	.818	8	18	26		20	13	12	1	9	80
GREEN BAY	12/23	44	37	81	W	30	56	.536	5	19	.263	16	20	.800	13	27	40	+20	13	13	15	6	5	81
		24	36	60		20	50	.400	6	16	.375	14	17	.824	5	15	20		21	11	14	1	8	60
CHICAGO ST	12/27	41	41	82	W	26	51	.510	7	20	.350	23	32	.719	7	22	29	+2	16	14	8	6	5	82
		24	46	70		26	56	.464	3	9	.333	15	18	.833	8	19	27		24	11	10	2	7	70
UMASS LOWELL	12/30	42	40	82	W	32	57	.561	8	15	.533	10	14	.714	13	23	36	+17	13	17	10	1	5	82
		20	33	53		22	48	.458	7	19	.368	2	10	.200	5	14	19		19	14	12	3	6	53
INDIANA	1/2	30	41	71	W	23	47	.489	7	15	.467	18	24	.750	13	17	30	+8	13	12	15	4	6	71
		33	28	61		24	50	.480	4	15	.267	9	10	.900	7	15	22		22	9	12	3	7	61
at Rutgers	1/5	24	36	60	L	23	47	.489	2	13	.154	12	15	.800	6	26	32	+4	18	13	14	3	4	60
		25	39	64		25	54	.463	5	8	.625	9	16	.563	7	21	28		17	12	6	1	5	64
at Nebraska	1/9	22	37	59	L	25	59	.424	5	19	.263	4	10	.400	9	23	32	-2	21	11	10	4	5	59
		26	37	63		20	47	.426	2	14	.143	21	28	.750	6	28	34		17	8	13	6	2	63
at Purdue	1/16	22	28	50	L	17	48	.354	6	19	.316	10	12	.833	9	24	33	+5	16	10	20	2	5	50
		39	39	78		30	58	.517	14	22	.636	4	10	.400	6	22	28		12	20	9	7	14	78
ILLINOIS	1/19	43	32	75	W	26	49	.531	7	19	.368	16	21	.762	10	19	29	-2	12	15	12	10	8	75
		32	18	50		23	57	.404	1	14	.071	3	7	.429	16	15	31		22	7	14	4	5	50
at Iowa	1/23	28	39	67	L	26	65	.400	4	18	.222	11	14	.786	10	22	32	-9	20	15	10	1	7	67
		37	48	85		31	60	.517	6	18	.333	17	22	.773	10	31	41		17	20	11	3	7	85
at Michigan St	1/26	21	40	61	L	21	58	.362	5	24	.208	14	16	.875	12	16	28	-8	19	10	11	3	7	61
		37	39	76		27	54	.500	8	19	.421	14	16	.875	11	25	36		19	19	13	9	2	76
NEBRASKA	1/29	32	31	63	L	20	47	.426	7	20	.350	16	31	.516	5	27	32	-2	24	12	13	4	1	63
		30	44	74		23	56	.411	4	19	.211	24	28	.857	5	29	34		26	10	6	4	6	74
NORTHWESTERN 2/1		26	26	52	W	19	58	.328	7	26	.269	7	10	.700	14	17	31	+1	13	11	11	3	7	52
		37	23	60		21	42	.500	4	11	.364	14	17	.824	6	24	30		14	9	14	4	5	60
at Maryland	2/4	23	40	63	L	24	57	.421	7	21	.333	8	11	.727	12	17	29	+1	18	12	9	3	3	63
		33	35	68		23	47	.489	4	14	.286	18	19	.947	6	22	28		14	10	9	6	2	68
at Illinois	2/8	36	42	78	W	25	47	.532	8	15	.533	20	27	.741	7	23	30	0	22	20	10	6	6	78
		33	36	69		21	55	.382	9	24	.375	18	24	.750	14	16	30		24	7	13	1	8	69
MICHIGAN	2/11	22	50	72	L	27	55	.491	7	17	.412	11	14	.786	6	17	23	-10	20	10	8	4	2	72
		44	39	83		28	50	.560	9	20	.450	18	24	.750	8	25	33		16	15	8	3	2	83
PURDUE	2/15	21	36	57	W	20	51	.392	4	21	.190	13	20	.650	6	29	35	0	20	10	9	4	6	57
		21	32	53		19	48	.396	4	17	.235	11	17	.647	4	31	35		18	7	13	3	2	53
MINNESOTA	2/19	35	38	73	Wot	25	55	.455	12	29	.414	11	18	.611	6	24	30	-4	12	15	11	5	8	73
		34	29	63		25	58	.431	6	16	.375	7	8	.875	8	26	34		17	11	15	0	8	63
at Northwestern	2/22	38	32	70	W	24	45	.533	9	20	.450	13	18	.722	7	14	21	-5	16	16	9	5	9	70
		32	32	64		23	47	.489	4	13	.308	14	17	.824	9	17	26		20	10				

2018-19 GAME-BY-GAME STATISTICS (23-11, 14-6)

Opponent	Date	1	2	Final	W/L	3-PTRS						REBOUNDS												
						FG	FGA	Pct	3FG	FGA	Pct	FT	FTA	Pct	Off	Def	Tot	M	PF	A	TO	Blk	Stl	Pts
COPPIN STATE	11/6	49	36	85	W	25	61	.410	12	32	.375	23	26	.885	11	26	37	+1	15	17	5	8	4	85
		27	36	63		21	59	.356	11	29	.379	10	16	.625	12	24	36		26	9	14	3	3	63
at Xavier	11/13	30	47	77	W	31	62	.500	9	16	.563	6	13	.462	12	28	40	+8	15	14	7	4	4	78
		28	40	68		27	59	.458	5	24	.208	9	16	.563	9	23	32		17	10	10	4	3	68
HOUSTON BA.	11/17	50	46	96	W	35	58	.603	7	18	.389	19	25	.760	7	27	34	+10	14	18	10	4	6	96
		24	35	59		22	57	.386	7	22	.318	8	12	.667	7	17	24		25	7	15	1	4	59
vs Stanford	11/21	28	34	62	W	23	54	.426	1	8	.125	15	19	.789	7	36	43	+4	16	2	11	11	5	62
		24	22	46		16	59	.271	2	18	.111	12	19	.632	12	27	39		21	9	12	6	3	46
vs Oklahoma	11/22	31	47	78	W	28	59	.475	14	22	.636	8	11	.727	10	23	33	+2	12	16	8	3	8	78
		28	30	58		24	51	.471	5	13	.385	5	11	.455	9	22	31		14	7	15	7	5	58
vs #4 Virginia	11/23	18	28	46	L	21	48	.438	2	11	.182	2	3	.667	4	29	33	+2	11	13	13	5	4	46
		33	20	53		20	54	.370	4	17	.235	9	12	.750	7	24	31		9	10	5	2	9	53
NC STATE	11/27	29	50	79	W	28	57	.491	11	21	.524	12	20	.600	8	22	30	-6	12	16	10	4	3	79
		36	39	75		31	66	.470	7	18	.389	6	8	.750	11	25	36		24	9	11	2	5	75
at #14 Iowa	11/30	27	45	72	W	27	56	.482	8	24	.333	10	14	.714	5	27	32	-6	24	13	9	1	5	72
		27	39	66		23	59	.390	6	24	.250	14	19	.737	11	27	38		16	9	11	4	2	66
RUTGERS	12/3	26	43	69	W	29	54	.537	5	14	.357	6	13	.462	4	23	27	-3	11	7	6	1	4	69
		31	33	64		27	58	.466	5	16	.313	5	6	.833	6	24	30		19	10	8	2	3	64
at Marquette	12/8	33	28	69	Lot	27	54	.500	5	24	.208	10	21	.476	3	33	36	-5	21	15	13	2	4	69
		32	29	74		23	65	.354	6	18	.333	22	34	.647	14	27	41		18	11	8	4	5	74
SAVANNAH ST.	12/13	69	32	101	W	37	66	.561	16	34	.471	11	14	.786	13	32	45	+25	5	28	10	2	10	101
		32	28	60		24	60	.400	11	39	.282	1	2	.500	3	17	20		15	16	13	2	5	60
GRAMBLING ST	12/22	39	45	84	W	28	57	.491	8	21	.381	20	26	.769	11	30	41	+15	16	17	10	4	8	84
		27	26	53		19	50	.380	8	17	.471	7	15	.467	6	20	26		21	10	17	2	4	53
at W. Kentucky	12/29	34	42	76	L	31	68	.456	6	21	.286	8	11	.727	8	23	31	-7	17	9	7	1	5	76
		30	53	83		32	58	.552	6	15	.400	13	16	.813	6	32	38		14	19	13	7	5	83
MINNESOTA	1/3	14	38	52	L	20	48	.417	5	22	.227	7	17	.412	2	23	25	-12	17	5	11	5	8	52
		29	30	59		21	48	.438	6	14	.429	11	17	.647	6	31	37		19	8	14	0	7	59
at Penn State	1/6	33	38	71	W	30	61	.492	8	16	.500	3	5	.600	8	25	33	-2	14	17	7	6	9	71
		23	29	52		20	53	.377	4	20	.200	8	13	.615	11	24	35		13	10	16	2	4	52
PURDUE	1/11	36	38	80	Lot	30	56	.536	9	16	.563	11	19	.579	8	24	32	-7	22	13	17	3	2	80
		37	37	84		28	66	.424	11	25	.440	17	30	.567	17	22	39		19	12	8	3	10	84
at #19 Maryland	1/14	15	45	60	L	23	60	.383	11	30	.367	3	6	.500	10	24	34	-4	23	13	8	3	5	60
		33	31	64		16	47	.340	8	16	.500	24	29	.828	10	28	38		12	7	10	5	3	64
#2 MICHIGAN	1/19	25	39	64	W	26	58	.448	5	13	.385	7	9	.778	7	25	32	-2	11	17	11	3	7	64
		27	27	54		22	54	.407	5	18	.278	5	11	.455	9	25	34		17	11	16	7	6	54
at Illinois	1/23	32	40	72	W	24	47	.511	7	14	.500	17	21	.810	8	30	38	+8	23	12	17	4	5	72
		30	30	60		22	62	.355	4	21	.190	12	22	.545	14	16	30		19	9	10	0	10	60
N'WESTERN	1/26	34	28	62	W	24	56	.429	9	19	.474	5	9	.556	5	30	35	-2	13	15	7	6	5	62
		24	22	46		16	54	.296	7	19	.368	7	8	.875	7	30	37		14	7	13	3	5	46
at Nebraska	1/29	28	34	62	W	24	55	.436	9	23	.391	5	11	.455	8	29	37	-8	19	12	7	2	4	62
		21	30	51		17	60	.283	4	20	.200	13	20	.650	18	27	45		16	7	9	2	4	51
#21 MARYLAND	2/1	31	38	69	W	23	49	.469	9	18	.500	14	23	.609	4	22	26	-11	14	13	4	4	7	69
		36	25	61		25	56	.446	8	20	.400	3	8	.375	10	27	37		18	8	12	5	2	61
at Minnesota	2/6	24	32	56	W	19	55	.345	6	22	.273	12	18	.667	11	24	35	-10	13	10	6	8	6	56
		21	30	51		20	57	.351	1	13	.077	10	13	.769	15	30	45		16	10	9	8	4	51
at #7 Michigan	2/9	27	25	52	L	24	59	.407	4	12	.333	0	2	.000	7	26	33	-3	13	5	7	5	2	52
		27	34	61		25	56	.446	4	17	.235	7	9	.778	6	30	36		9	11	5	5	5	61
#11 MICH. ST.	2/12	38	21	59	L	24	56	.429	6	20	.300	5	12	.417	6	22	28	-12	12	10	10	5	7	59
		37	30	67		25	57	.439	9	22	.409	8	11	.727	10	30	40		12	11	13	7	5	67
ILLINOIS	2/18	25	39	64	W	22	55	.400	5	18	.278	15	23	.652	12	28	40	+7	14	9	12	5	6	64
		26	32	58		21	56	.375	6	19	.316	10	11	.909	8	25	33		21	9	13	4	6	58
at N'Western	2/23	31	38	69	W	25	55	.455	7	19	.368	12	16	.750	8	30	38	+5	15	12	10	4	1	69
		32	32	64		24	59	.407	6	21	.286	10	14	.714	8	25	33		15	17	3	7	6	64
at Indiana	2/26	29	33	73	Lot2	27	69	.391	6	22	.273	13	25	.520	12	28	40	-6	17	12	8	4	2	73
		33	29	75		26	64	.406	6	20	.300	17	27	.630	11	35	46		24	11	13	4	7	75
PENN STATE	3/2	26	35	61	W	22	55	.400	5	13	.385	12	18	.667	6	26	32	-9	16	12	5	4	6	61
		33	24	57		19	54	.352	5	16	.313	14	19	.737	12	29	41		17	6	11	7	2	57
IOWA	3/7	31	34	65	W	22	54	.407	4	20	.200	17	27	.630	15	34	49	+20	13	10	17	5	7	65
		22	23	45		18	59	.305	5	22	.227	4	6	.667	7	22	29		25	10	15	4		

2019-20 GAME-BY-GAME STATISTICS (21-10, 14-6)

Opponent	Date	Final			W/L	3-PTRS			REBOUNDS			PF	A	TO	Blk	Stl	Pts							
		1	2	FGA Pct		3FG	FGA Pct	FT	FTA Pct	Off	Def							Tot	M					
vs. Saint Mary's	11/5	24	39	63	L	22	52	.423	5	19	.263	14	20	.700	7	21	28	-8	14	8	14	4	1	63
E. ILLINOIS	11/8	30	35	65	W	24	61	.393	8	18	.444	9	13	.692	13	23	36	+7	14	10	15	2	6	65
McNEESE ST.	11/13	37	46	83	W	29	55	.527	10	28	.357	15	18	.833	7	21	28	+4	15	19	9	3	10	83
MARQUETTE	11/17	34	43	77	W	24	56	.429	11	23	.478	18	20	.900	9	28	37	+8	19	11	12	3	6	77
GREEN BAY	11/21	29	32	61	W	19	51	.373	9	19	.474	14	17	.824	5	24	29	+14	16	9	15	3	2	61
vs. Richmond	11/25	51	37	88	W	32	62	.516	15	31	.484	9	10	.900	9	30	39	+14	15	24	13	1	3	88
vs. New Mexico	11/26	29	30	50	L	29	61	.475	4	20	.200	8	11	.727	3	22	25	0	16	16	9	3	8	70
at NC State	12/4	29	30	59	L	22	50	.440	3	13	.231	12	15	.800	8	26	34	+5	17	13	13	1	3	59
INDIANA	12/7	30	24	54	L	21	56	.375	5	23	.217	7	15	.467	14	23	37	+5	11	7	9	4	3	54
at Rutgers	12/11	32	37	69	W	27	56	.482	8	20	.400	7	10	.700	8	24	32	-14	10	6	6	6	7	69
MILWAUKEE	12/21	47	37	84	W	30	56	.536	8	20	.400	16	18	.889	8	21	29	+1	18	13	4	6	5	84
at Tennessee	12/28	27	37	64	L	21	50	.420	5	14	.357	17	26	.654	10	18	28	-14	19	12	12	3	3	64
RIDER	12/31	33	32	65	L	23	48	.479	8	23	.348	11	16	.688	3	23	26	+7	17	9	14	4	5	65
at Ohio State	1/3	32	40	72	W	29	63	.460	5	19	.263	9	13	.692	14	26	40	+9	19	10	11	3	8	72
ILLINOIS	1/8	43	40	83	W	26	52	.500	10	22	.455	21	26	.808	7	29	36	+9	19	17	9	4	6	83
at Penn State	1/11	41	23	64	L	22	52	.423	8	17	.471	12	19	.632	6	21	27	-5	22	9	11	2	3	64
MARYLAND	1/14	38	30	68	W	25	57	.439	11	26	.423	7	9	.778	6	26	32	-5	20	13	9	2	7	68
at Michigan St.	1/17	24	24	48	L	16	46	.348	6	18	.333	10	19	.526	10	27	37	+2	14	12	17	3	5	48
NEBRASKA	1/21	22	43	65	W	24	55	.436	13	31	.419	4	7	.714	5	38	43	+7	16	5	12	1	10	37
at Purdue	1/24	29	32	61	W	21	56	.375	6	23	.261	13	16	.813	12	22	34	+2	16	8	10	0	5	61
at Iowa	1/27	25	32	57	L	19	47	.404	6	20	.300	13	17	.765	8	24	32	+3	17	8	14	1	4	57
MICHIGAN ST.	2/1	28	43	71	L	23	53	.434	4	15	.267	20	23	.870	10	22	32	+3	16	5	8	6	3	70
at Minnesota	2/5	31	27	58	W	22	55	.400	6	21	.286	8	14	.571	9	31	40	+7	22	11	7	2	1	71
OHIO STATE	2/9	22	27	49	L	17	52	.327	5	21	.238	10	14	.714	6	27	33	+5	14	8	10	5	6	49
at Nebraska	2/15	30	26	56	W	22	55	.400	6	21	.286	8	14	.571	9	31	40	+5	17	10	9	2	3	56
PURDUE	2/18	25	29	54	L	19	47	.404	7	22	.318	9	13	.692	10	25	35	-9	14	7	14	0	2	54
RUTGERS	2/23	20	35	55	L	21	59	.356	4	19	.211	9	11	.818	9	23	32	-9	12	11	9	3	5	55
at Michigan	2/27	35	32	67	W	27	58	.466	6	16	.375	7	10	.700	10	31	41	+7	10	31	41	2	4	67
MINNESOTA	3/1	39	43	82	W	29	63	.460	18	34	.529	6	8	.750	10	30	40	+7	16	23	11	4	5	82
N'WESTERN	3/4	38	30	68	L	26	60	.433	6	22	.273	10	15	.667	8	25	33	-26	13	12	10	3	6	68
at Indiana	3/7	15	36	51	L	20	46	.435	7	22	.318	4	8	.500	2	14	16	-26	9	12	11	5	3	51
Wisconsin		33	37	70	L	27	60	.450	9	19	.474	7	9	.778	16	26	42	-6	10	15	11	5	8	70
Opponents		30	32	62	L	24	64	.375	8	28	.286	6	11	.545	9	31	40	-6	28	12	9	4	2	62
		30	38	68	L	20	60	.333	3	20	.150	25	32	.781	13	33	46	-6	15	10	9	7	2	68
		43	36	64	W	22	54	.407	8	25	.320	12	15	.800	4	30	34	-3	9	10	10	4	8	64
		27	21	63	L	25	63	.397	10	25	.400	3	4	.750	8	29	37	-3	16	14	12	3	5	63
		32	20	52	L	19	67	.284	7	29	.241	7	11	.636	15	30	45	-1	15	9	7	3	1	52
		45	25	70	L	25	61	.410	9	22	.409	11	16	.688	10	36	46	-1	15	16	5	5	5	70
		38	32	70	W	24	58	.414	12	32	.375	10	12	.833	12	19	31	-1	16	17	9	5	7	70
		20	37	57	L	18	49	.367	6	19	.316	15	16	.938	10	22	32	-1	16	7	14	4	5	57
		39	42	81	W	31	63	.492	15	31	.484	4	5	.800	6	33	39	+2	14	19	11	4	3	81
		38	26	64	L	25	65	.385	8	25	.320	6	12	.500	10	27	37	-2	12	15	10	2	7	64
		30	39	69	W	19	50	.380	12	31	.387	19	20	.950	10	20	30	-7	14	13	9	3	3	69
		27	38	65	L	25	63	.397	7	19	.368	8	10	.800	15	22	37	-2	24	13	9	1	5	65
		39	40	79	W	24	50	.480	11	22	.500	20	26	.769	5	25	30	-2	12	13	11	2	2	79
		26	45	71	L	30	60	.500	4	14	.286	7	10	.700	7	25	32	-2	21	13	10	2	8	71
		43	38	81	W	29	54	.537	11	23	.478	12	15	.800	4	25	29	0	15	10	8	2	1	81
		33	41	74	L	31	60	.517	3	10	.300	9	15	.600	6	23	29	-8	17	8	5	4	5	74
		31	40	71	W	23	58	.397	8	24	.333	17	24	.708	9	24	33	-8	19	11	5	6	5	71
		28	41	69	L	26	58	.448	4	19	.211	13	23	.565	12	29	41	-8	21	6	9	4	1	69
		34	29	63	W	23	59	.390	8	25	.320	9	12	.750	8	33	41	+5	15	8	8	3	2	63
		28	20	48	L	17	54	.315	3	15	.200	11	15	.733	6	30	36	-4	17	14	11	5	2	48
		25	35	60	W	22	53	.415	9	22	.409	7	10	.700	6	28	34	-4	15	12	10	3	6	60
		28	28	56	L	20	58	.345	6	15	.400	10	15	.667	12	26	38	-4	13	9	7	1	6	56
Wisconsin				2082		730	1718	.425	269	764	.352	353	462	.764	251	800	1051	-19	476	373	309	114	138	672
Opponents				1927		717	1747	.410	188	568	.331	305	442	.690	280	790	1070	-19	518	343	339	92	154	622

UW AND THE ASSOCIATED PRESS POLL

UW in the Weekly AP Poll

1949-50

Jan. 5.....	15
Jan. 24.....	15
Jan. 31.....	17
March 7.....	16

1953-54

Dec. 22.....	18
--------------	----

1962-63

Preseason.....	10
Dec. 4.....	6
Dec. 11.....	7

1973-74

Jan. 2.....	17
Jan. 8.....	T13
Jan. 15.....	19
Jan. 22.....	17
Jan. 29.....	16

1975-76

Jan. 20.....	18
--------------	----

1993-94

Nov. 22.....	25
Nov. 29.....	24
Dec. 6.....	19
Dec. 13.....	18
Dec. 20.....	17
Dec. 27.....	17
Jan. 3.....	15
Jan. 10.....	12
Jan. 17.....	14
Jan. 24.....	16
Jan. 31.....	16
Feb. 7.....	21
Feb. 14.....	24

1994-95

Preseason.....	17
Nov. 21.....	15
Nov. 28.....	13
Dec. 5.....	14
Dec. 12.....	20
Dec. 19.....	20
Dec. 26.....	19

1998-99

Dec. 13.....	23
Dec. 20.....	20
Dec. 27.....	19
Jan. 3.....	24
Jan. 10.....	17
Jan. 17.....	15
Jan. 24.....	12
Jan. 31.....	11
Feb. 7.....	15
Feb. 14.....	13
Feb. 21.....	16
Feb. 28.....	19
March 7.....	18

2000-01*

Preseason.....	19
Nov. 13.....	19
Nov. 20.....	18
Nov. 27.....	23
Dec. 4.....	17
Dec. 11.....	16
Dec. 18.....	16
Dec. 25.....	13
Jan. 1.....	12
Jan. 8.....	17
Jan. 15.....	19
Jan. 22.....	15
Jan. 29.....	10
Feb. 5.....	16
Feb. 12.....	19
Feb. 19.....	19
Feb. 26.....	22
March 5.....	23
March 12.....	25

2002-03

Nov. 25.....	25
Dec. 2.....	23
March 3.....	24
March 10.....	18
March 17.....	21

2003-04*

Preseason.....	15
Nov. 17.....	15
Nov. 24.....	15
Dec. 1.....	15
Dec. 8.....	23
Dec. 15.....	22
Dec. 22.....	19
Dec. 29.....	18
Jan. 5.....	21
Jan. 12.....	19
Jan. 19.....	21
Jan. 26.....	17
Feb. 2.....	14
Feb. 9.....	17
Feb. 16.....	12
Feb. 23.....	22
March 1.....	17
March 8.....	10
March 15.....	10

2004-05

Preseason.....	21
Nov. 22.....	20
Nov. 29.....	25
Dec. 6.....	24
Jan. 17.....	24
Jan. 24.....	18
Jan. 31.....	19
Feb. 7.....	20
Feb. 14.....	20
Feb. 21.....	20
Feb. 28.....	23
March 7.....	23
March 14.....	20

2005-06

Dec. 26.....	24
Jan. 9.....	21
Jan. 16.....	15
Jan. 23.....	23

2006-07*

Preseason.....	9
Nov. 13.....	9
Nov. 20.....	7
Nov. 27.....	12
Dec. 4.....	11
Dec. 11.....	7
Dec. 18.....	4
Dec. 25.....	4
Jan. 1.....	4
Jan. 8.....	3
Jan. 15.....	2
Jan. 22.....	2
Jan. 29.....	2
Feb. 5.....	4
Feb. 12.....	3
Feb. 19.....	1
Feb. 26.....	4
March 5.....	3
March 12.....	6

2007-08

Nov. 26.....	20
Dec. 31.....	25
Jan. 7.....	21
Jan. 14.....	17
Jan. 21.....	11
Jan. 28.....	13
Feb. 4.....	8
Feb. 11.....	15
Feb. 18.....	11
Feb. 25.....	10
March 3.....	10
March 10.....	8
March 17.....	6

2008-09

Preseason.....	25
Nov. 17.....	25
Nov. 24.....	25

UW AND THE ASSOCIATED PRESS POLL

UW in the Weekly AP Poll

2009-10

Dec. 7	20
Dec. 28	23
Jan. 4	17
Jan. 11	13
Jan. 18	18
Jan. 25	16
Feb. 1	16
Feb. 8	11
Feb. 15	14
Feb. 22	17
March 1	15
March 8	13
March 15	16

2010-11

Jan. 10	20
Jan. 17	18
Jan. 24	17
Jan. 31	19
Feb. 7	13
Feb. 14	10
Feb. 21	12
Feb. 28	10
March 7	13
March 14	16

2011-12

Preseason	15
Nov. 14	14
Nov. 21	11
Nov. 28	9
Dec. 5	14
Dec. 12	14
Dec. 19	13
Dec. 26	11
Jan. 2	18
Jan. 23	25
Jan. 30	19
Feb. 6	21
Feb. 13	15
Feb. 20	16
Feb. 27	14
March 5	14
March 12	14

2012-13

Preseason	23
Nov. 12	22
Feb. 11	20
Feb. 18	19
Feb. 25	17
March 4	22
March 11	22
March 18	18

2013-14

Preseason	20
Nov. 11	20
Nov. 18	12
Nov. 25	10
Dec. 2	8
Dec. 9	4
Dec. 16	4
Dec. 23	4
Dec. 30	4
Jan. 6	4
Jan. 13	3
Jan. 20	9
Jan. 27	14
Feb. 10	21
Feb. 17	16
Feb. 24	14
March 3	9
March 10	12
March 17	12

2014-15*

Preseason	3
Nov. 17	3
Nov. 24	2
Dec. 1	2
Dec. 8	5
Dec. 15	5
Dec. 22	6
Dec. 29	4
Jan. 5	4
Jan. 12	7
Jan. 19	6
Jan. 26	5
Feb. 2	5
Feb. 9	5
Feb. 16	5
Feb. 23	5
March 2	6
March 9	6
March 16	3

2015-16

Preseason	17
-----------	----

2016-17*

Preseason	9
Nov. 14	9
Nov. 21	16
Nov. 28	17
Dec. 5	17
Dec. 12	14
Dec. 19	14
Dec. 26	14
Jan. 2	13
Jan. 9	18
Jan. 16	17
Jan. 23	15
Jan. 30	10
Feb. 6	7
Feb. 13	11
Feb. 20	16
Feb. 27	22
March 6	24
March 13	25

2018-19

Nov. 19	25
Nov. 26	22
Dec. 3	12
Dec. 10	16
Dec. 17	16
Dec. 24	15
Dec. 31	22
Jan. 28	24
Feb. 4	19
Feb. 11	20
Feb. 18	22
Feb. 25	19
March 4	21
March 11	19
March 18	21

2019-20

March 2	24
March 9	18
March 16	17

2020-21

Preseason	7
-----------	---

*Badgers ranked every week of the poll.

UW vs. Teams in the AP Poll

Following is a listing of all games Wisconsin has played vs. teams ranked nationally by the Associated Press

Year	Rank	UW	Opp	W/L	Score
1948-49	(1-1)				
F5	Illinois	--	4	L	54-61
M5	Minnesota	--	5	W	45-43
1949-50	(1-2)				
J7	at Indiana	15	5	L	59-61
J16	Minnesota	--	11	W	57-54
F4	at Ohio St.	17	7	L	47-61
1950-51	(0-3)				
J1	Illinois	--	20	L	69-71*
F10	at Illinois	--	16	L	52-63
M5	at Indiana	--	7	L	58-68
1951-52	(3-1)				
D17	Saint Louis	--	4	W	55-54
J7	at Illinois	--	2	L	49-53
M3	at Iowa	--	7	W	78-75
M8	Illinois	--	2	W	58-48
1952-53	(1-5)				
J5	at Minnesota	--	9	L	53-64
J10	at Illinois	--	4	L	61-71
J12	Minnesota	--	19	W	76-74
F7	Illinois	--	6	L	61-65
F9	at Indiana	--	2	L	48-66
F16	Indiana	--	2	L	70-72
1953-54	(1-3)				
D19	at LSU	--	5	W	82-66
J4	at Indiana	--	3	L	67-70
J16	Indiana	--	3	L	74-90
F15	Minnesota	--	12	L	68-78
1954-55	(2-3)				
J1	at Illinois	--	6	W	79-64
J3	Iowa	--	19	L	69-86
F19	Illinois	--	14	L	71-99
F21	Minnesota	--	8	L	69-71
M5	at Minnesota	--	6	W	78-72
1955-56	(0-2)				
J9	at Illinois	--	8	L	77-96
J14	at Ohio State	--	7	L	98-100**
1956-57	(0-2)				
D22	at Kansas	--	1	L	62-83
J12	Illinois	--	10	L	63-79
1958-59	(0-2)				
F2	Michigan St.	--	7	L	57-88
M2	at Michigan St.	--	6	L	73-93
1959-60	(0-2)				
F8	Ohio State	--	4	L	69-106
F27	at Ohio State	--	2	L	68-93

Year	Rank	UW	Opp	W/L	Score
1960-61	(0-5)				
D17	at Bradley	--	2	L	66-88
J9	Iowa	--	6	L	68-76
J30	Ohio State	--	1	L	68-100
F13	at Iowa	--	9	L	61-63
F25	at Ohio State	--	1	L	74-97
1961-62	(1-1)				
D30	vs. Cincinnati	--	2	L	71-101\$
M3	Ohio State	--	1	W	86-67
1962-63	(1-1)				
F11	Illinois	--	4	W	84-77
F23	at Illinois	--	6	L	77-89
1963-64	(0-4)				
D14	at Cincinnati	--	6	L	60-65
D20	at Kentucky	--	2	L	85-108
J4	Ohio State	--	8	L	85-101
F22	Michigan	--	2	L	59-103
1964-65	(0-3)				
F16	Minnesota	--	9	L	91-101
F20	at Indiana	--	7	L	87-101
M2	at Michigan	--	1	L	75-98
1965-66	(1-1)				
J8	Iowa	--	7	W	69-68
F12	at Michigan	--	10	L	102-120
1966-67	(0-2)				
D3	Cincinnati	--	10	L	70-77*
D28	at UCLA	--	1	L	56-100@
1968-69	(4-4)				
D3	Kansas	--	4	W	67-62
D11	at Notre Dame	--	7	L	56-57
D31	vs. Kentucky	--	3	W	69-65+
J11	at Ohio State	--	16	L	69-84
J28	Marquette	--	16	W	56-50
F1	at Illinois	--	7	L	73-86
F8	Ohio State	--	12	W	77-73
F15	at Purdue	--	8	L	69-87
1969-70	(2-2)				
J27	at Marquette	--	7	L	51-60
J31	Ohio	--	13	W	72-69
F3	at Illinois	--	14	W	66-65
F10	at Iowa	--	14	L	100-119
1970-71	(1-3)				
D30	at Marquette	--	3	L	69-72
F2	Marquette	--	1	L	75-89
F16	Ohio State	--	20	L	71-79
M2	Indiana	--	T18	W	94-87**

Year	Rank	UW	Opp	W/L	Score
1971-72	(1-4)				
D27	vs. Marshall	--	17	L	83-85=
J3	at Marquette	--	2	L	60-72
J15	at Indiana	--	17	W	66-64*
J18	Minnesota	--	17	L	59-65
F5	at Ohio State	--	9	L	69-79
1972-73	(1-9)				
N25	at UCLA	--	1	L	53-94
D4	at Oral Roberts	--	12	L	76-90
D30	at Marquette	--	3	L	73-75**
J6	Indiana	--	20	L	64-78
J13	at Minnesota	--	8	L	54-78
J22	at Purdue	--	20	L	59-66
J29	Minnesota	--	9	L	64-81
F6	Marquette	--	7	L	58-64
F24	at Indiana	--	10	L	55-57
F26	Purdue	--	20	W	71-63
1973-74	(0-6)				
D29	at Marquette	--	6	L	48-49*
J12	at Indiana	T13	T13	L	51-52
J28	at Michigan	17	20	L	75-83
F5	at Marquette	--	6	L	58-59
F11	Indiana	--	12	L	63-81
F25	Michigan	--	17	L	74-79
1974-75	(0-3)				
J20	Indiana	--	1	L	69-89
F4	Marquette	--	11	L	63-69
F17	at Indiana	--	1	L	58-93
1975-76	(0-6)				
D16	at Marquette	--	7	L	54-78
D30	at Marquette	--	4	L	66-82=
J8	Michigan	--	16	L	81-106
J31	at Indiana	--	1	L	61-114
F2	at Michigan	--	16	L	86-107
F26	Indiana	--	1	L	67-96
1976-77	(2-6)				
N27	at Kentucky	--	6	L	64-72
D28	at Marquette	--	12	L	57-64=
J8	at Michigan	--	6	L	63-66
J22	at Minnesota	--	13	W	64-82%
J24	at Purdue	--	18	L	71-81
J27	Michigan	--	7	L	64-69
F21	Marquette	--	19	L	58-73
M3	Minnesota	--	9	W	61-64%
1977-78	(0-4)				
D9	at Providence	--	14	L	62-73
J7	at Michigan St.	--	12	L	63-74
F14	at Marquette	--	1	L	64-75
M2	Michigan St.	--	6	L	75-89

1978-79 (2-5)	UW	Opp	W/L	Score
D23	Marquette	--	16	W 65-52
D28	at Louisville	--	16	L 53-70\$
J4	at Michigan St.	--	1	L 55-64
J18	Illinois	--	8	L 74-81
F1	Iowa	--	15	L 64-70
F10	at Iowa	--	14	L 65-79
M3	Michigan St.	--	4	W 83-81
1979-80 (3-5)	UW	Opp	W/L	Score
D5	at DePaul	--	10	L 77-90
J5	Indiana	--	11	W 52-50
J12	at Iowa	--	12	L 65-66
J24	Purdue	--	14	L 60-73*
J26	at Ohio State	--	4	W 72-71
F2	Ohio State	--	6	W 70-67
F16	at Purdue	--	15	L 61-69
F28	at Indiana	--	13	L 52-61
1980-81 (1-8)	UW	Opp	W/L	Score
J8	at Minnesota	--	19	L 60-76
J15	Iowa	--	14	L 66-76
J24	at Illinois	--	15	W 54-45
J31	Michigan	--	17	L 67-74
F5	at Indiana	--	17	L 64-89
F7	at Michigan	--	14	L 64-71
F12	Illinois	--	17	L 65-84
F14	Indiana	--	20	L 52-59
F28	at Iowa	--	8	L 75-96
1981-82 (0-5)	UW	Opp	W/L	Score
J16	Iowa	--	5	L 62-78
J21	Minnesota	--	5	L 57-78
F11	at Minnesota	--	9	L 60-71
F18	at Indiana	--	20	L 57-88
F25	at Iowa	--	11	L 55-79
1982-83 (1-6)	UW	Opp	W/L	Score
D28	vs. Georgetown	--	10	L 43-71++
J6	Purdue	--	20	L 64-80
J22	Iowa	--	10	W 65-62
J29	Minnesota	--	16	L 58-65
F3	at Indiana	--	6	L 73-83
F12	Indiana	--	4	L 56-75
F24	at Iowa	--	17	L 63-93
1983-84 (0-3)	UW	Opp	W/L	Score
J7	Illinois	--	14	L 62-63*
M6	Purdue	--	11	L 48-61
M10	at Illinois	--	7	L 57-81
1984-85 (1-5)	UW	Opp	W/L	Score
J12	at Indiana	--	11	L 68-90
J17	Illinois	--	11	L 67-78
F2	Michigan	--	10	L 81-94
F16	at Illinois	--	17	L 49-68
F20	Iowa	--	14	W 54-53
F28	at Michigan	--	3	L 68-88
1985-86 (0-5)	UW	Opp	W/L	Score
J19	at Purdue	--	19	L 73-100
F1	at Michigan	--	9	L 64-91
F6	at Indiana	--	18	L 69-78
F26	Michigan	--	10	L 74-97
M2	Michigan St.	--	17	L 71-84

1986-87 (0-9)	UW	Opp	W/L	Score
D30	vs. Pitt	--	17	L 82-98\$\$
J5	at Iowa	--	2	L 63-78
J8	Illinois	--	12	L 66-68
J10	Purdue	--	6	L 48-57
J15	at Indiana	--	4	L 65-103
F5	at Purdue	--	7	L 62-70
F7	at Illinois	--	14	L 74-99
F16	Indiana	--	2	L 85-86***
M8	Iowa	--	6	L 71-81
1987-88 (0-9)	UW	Opp	W/L	Score
D28	at UNLV	--	15	L 65-102##
J14	at Indiana	--	15	L 53-55
J16	Illinois	--	20	L 65-80
J21	at Michigan	--	7	L 54-65
J25	Iowa	--	16	L 89-104
F3	at Purdue	--	6	L 62-86
F3	Michigan	--	12	L 67-80
M3	Purdue	--	2	L 56-84
M10	at Iowa	--	15	L 70-103
1988-89 (3-6)	UW	Opp	W/L	Score
J7	at Ohio St.	--	14	L 70-73
J12	at Illinois	--	2	L 80-103
J19	Indiana	--	19	L 58-61*
J21	Michigan	--	6	W 71-68
J26	at Iowa	--	12	L 70-78
F11	Iowa	--	8	W 65-54
F18	Illinois	--	5	W 72-52
F25	at Michigan	--	13	L 70-92
M9	at Indiana	--	6	L 64-75
1989-90 (1-9)	UW	Opp	W/L	Score
J4	at Illinois	--	4	L 59-73
J17	Purdue	--	24	L 54-56
J22	Minnesota	--	21	W 77-75
J25	Illinois	--	10	L 63-66
F1	at Indiana	--	22	L 61-85
F3	Michigan	--	4	L 63-77
F8	at Mich. St.	--	23	L 57-60
F17	at Purdue	--	12	L 55-62
F22	at Minnesota	--	18	L 67-68
M8	at Michigan	--	13	L 64-94
1990-91 (2-4)	UW	Opp	W/L	Score
J12	at Ohio State	--	4	L 60-92
J17	Iowa	--	24	W 91-79
J30	at Indiana	--	4	L 57-73
F9	Michigan St.	--	25	W 84-78**
F14	Ohio State	--	2	L 71-73
M2	Indiana	--	5	L 61-74
J11	Indiana	--	10	L 63-79
J25	at Michigan	--	16	L 83-98
F5	at Ohio St.	--	8	L 72-86
F8	Michigan St.	--	11	L 64-79
F12	at Mich. St.	--	12	L 61-76
F15	Ohio State	--	8	L 63-67
F26	Michigan	--	17	W 96-78
M12	at Indiana	--	4	L 41-66

1992-93 (3-6)	UW	Opp	W/L	Score
J9	Michigan	--	3	L 73-98
J13	at Purdue	--	17	L 60-76
J16	Minnesota	--	19	W 79-70
J20	Ohio State	--	24	W 76-67
J23	at Mich. St.	--	21	W 67-66
F10	at Michigan	--	4	L 66-85
F13	Purdue	--	18	L 87-90**
M10	at Iowa	--	17	L 65-91
M14	Indiana	--	2	L 80-87
1993-94 (4-6)	UW	Opp	W/L	Score
J2	Marquette	17	24	W 71-52
J12	at Minnesota	12	18	L 53-90
J15	Purdue	12	9	W 75-69
J29	at Michigan	16	15	L 75-79
F12	Minnesota	21	23	L 78-109
F16	at Purdue	24	9	L 64-67
M2	Michigan	--	3	W 71-58
M12	at Indiana	--	18	L 65-78
M17	vs. Cincinnati	--	25	W 80-72!
M19	vs. Missouri	--	5	L 96-109!
1994-95 (0-4)	UW	Opp	W/L	Score
J4	Michigan St.	--	14	L 64-78
J7	at Indiana	--	21	L 70-73
F26	at Purdue	--	21	L 56-66
M11	at Mich. St.	--	9	L 72-97
1995-96 (3-4)	UW	Opp	W/L	Score
N20	vs. Villanova	--	3	L 58-66!!
N21	vs. UCLA	--	4	L 57-68!!
J3	Michigan	--	21	W 51-46
J13	Iowa	--	11	W 80-71
F7	Purdue	--	14	W 42-75%
F28	at Iowa	--	20	L 54-69
M6	Penn State	--	16	W 54-52
1996-97 (4-2)	UW	Opp	W/L	Score
J2	at Minnesota	--	15	L 48-65
J4	Indiana	--	12	W 71-58
F6	Michigan	--	13	W 58-53
F12	Illinois	--	20	W 62-45
M5	at Indiana	--	25	L 66-70
M8	Minnesota	--	2	W 66-65
1997-98 (2-7)	UW	Opp	W/L	Score
N18	Illinois St.	--	24	W 80-66
N29	Oklahoma	--	18	W 75-64#
D6	Temple	--	20	L 49-59
D31	Michigan	--	18	L 63-76
J31	at Purdue	--	10	L 59-82
F3	Iowa	--	24	L 76-79
F21	Michigan St.	--	14	L 47-56
F28	at Michigan	--	21	L 70-76
M6	vs. Illinois	--	18	L 61-66ÿ
1998-99 (6-4)	UW	Opp	W/L	Score
D9	at Temple	--	16	W 63-56
J6	Mich. St.	24	12	W 66-51
J10	Purdue	17	9	W 61-56
J23	at Iowa	15	14	W 72-52
J30	Minnesota	12	19	W 61-50
F3	at Indiana	11	21	L 60-71
F21	at Mich. St.	16	4	L 51-56
F24	at Ohio St.	16	10	L 54-63
M5	vs. Iowa	19	20	W 74-50ÿ
M6	vs. Mich. St.	19	2	L 41-56ÿ

1999-2000 (8-8) UW	Opp	W/L	Score
N13 at Syracuse	--	17 L	49-68
D7 Texas	--	10 W	61-45
D29 Temple	--	17 W	62-44
J5 at Indiana	--	10 L	67-71
J8 Illinois	--	19 W	63-59
J13 Ohio State	--	17 L	51-53
F2 at Ohio St.	--	5 L	48-51
F12 Michigan St.	--	6 L	44-61
F19 at Mich. St.	--	6 L	54-59
M5 Indiana	--	14 W	56-53
M10 vs. Purdue	--	22 W	78-66ÿ
M11 vs. Mich. St.	--	5 L	46-55ÿ
M18 vs. Arizona	--	4 W	66-59!
M23 vs. LSU	--	10 W	61-48!
M25 vs. Purdue	--	25 W	64-60!
A1 vs. Mich. St.	--	2 L	41-53!

2000-01 (2-4) UW	Opp	W/L	Score
N21 at Tennessee	18	9 L	56-66
N29 vs. Maryland	23	13 W	78-75*^@
J13 at Mich. St.	17	3 L	59-69*
J16 Iowa	19	14 W	67-54
F13 at Illinois	19	4 L	67-68
F27 Mich. St.	22	3 L	47-51

2001-02 (5-3) UW	Opp	W/L	Score
D22 Marquette	--	14 W	86-73
J2 at Iowa	--	9 L	57-69
J5 Illinois	--	7 W	72-66
J12 at Mich. St.	--	25 W	64-63
J23 at Illinois	--	9 L	48-80
F6 Ohio State	--	16 W	94-92*
F13 at Indiana	--	22 W	64-63
M17 vs. Maryland	--	4 L	57-87!

2002-03 (1-4) UW	Opp	W/L	Score
D14 at Marquette	--	16 L	54-63
J11 at Illinois	--	10 L	63-69
F5 at Purdue	--	24 L	60-78
M5 Illinois	24	14 W	60-59
M27 vs. Kentucky	21	1 L	57-63!

2003-04 (2-1) UW	Opp	W/L	Score
D20 Marquette	22	23 W	63-59
M14 vs. Illinois	10	12 W	70-53ÿ
M21 vs. Pittsburgh	10	9 L	55-59!

2004-05 (3-5) UW	Opp	W/L	Score
N30 Maryland	25	12 W	69-64^
D29 Alabama	--	18 W	76-62
J16 Mich. St.	--	15 W	62-59
J25 Illinois	18	1 L	65-75
F12 at Illinois	20	1 L	59-70
F24 at Mich. St.	20	10 L	64-77
M13 vs. Illinois	23	1 L	43-54ÿ
M20 vs. N. Carolina	20	2 L	82-88!

2005-06 (3-5) UW	Opp	W/L	Score
N29 at Wake Forest	--	24 L	88-91^
J8 Michigan St.	--	7 W	82-63
J18 at Ohio St.	15	19 L	67-77
J31 Illinois	--	6 L	51-66
F8 Indiana	--	24 W	72-54
F15 Ohio State	--	12 W	78-73
M2 at Mich. St.	--	25 L	65-74
M4 at Iowa	--	23 L	44-59

2006-07 (3-3) UW	Opp	W/L	Score
D9 at Marquette	11	17 W	70-66
D16 Pittsburgh	7	2 W	89-75
J9 Ohio State	3	5 W	72-69
F25 at Ohio St.	1	2 L	48-49
M11 vs. Ohio St.	3	1 L	49-66ÿ
M18 vs. UNLV	6	19 L	68-74!

2007-08 (5-5) UW	Opp	W/L	Score
N27 at Duke	20	9 L	58-82^
D8 Marquette	--	24 L	76-81
D29 at Texas	--	7 W	67-66
J26 at Purdue	11	18 L	56-60
J31 Indiana	13	24 W	62-49
F9 Purdue	8	18 L	67-72
F13 at Indiana	15	24 W	68-66
F28 Michigan St.	10	20 W	57-42
M15 vs. Mich. St.	8	20 W	65-63ÿ
M28 vs. Davidson	6	23 L	56-73!

2008-09 (4-9) UW	Opp	W/L	Score
N24 vs. UConn	25	2 L	57-76§
D6 at Marquette	--	25 L	58-61
D23 Texas	--	9 L	69-74
D31 at Michigan	--	23 W	73-61
J11 at Purdue	--	14 L	52-65
J15 Minnesota	--	18 L	74-78*
J24 at Illinois	--	25 L	57-64
J27 Purdue	--	16 L	63-64
F5 Illinois	--	23 W	63-50
F14 Ohio State	--	24 W	55-50
F22 at Mich. St.	--	6 L	50-61
M20 vs. Florida St.	--	16 W	61-59*!
M22 vs. Xavier	--	20 L	49-60!

2009-10 (5-2) UW	Opp	W/L	Score
N25 vs. Maryland	--	21 W	78-69!!
D2 Duke	--	6 W	73-69^
D31 Ohio State	23	15 W	65-43
J6 at Mich. St.	17	10 L	47-54
J9 Purdue	17	4 W	73-66
J28 at Purdue	16	10 L	57-60
F2 Michigan St	16	5 W	67-49

2010-11 (5-3) UW	Opp	W/L	Score
D28 Minnesota	--	14 W	68-60
J2 at Illinois	--	25 L	61-69
J15 Illinois	20	16 W	76-66
F1 Purdue	19	11 W	66-59
F12 Ohio State	13	1 W	71-67
F16 at Purdue	10	11 L	62-70
M6 at Ohio St.	10	1 L	65-93
M19 vs. Kansas St.	16	21 W	70-65!

2011-12 (5-8) UW	Opp	W/L	Score
N30 at N. Carolina	9	5 L	57-60^
D3 Marquette	9	16 L	54-61
J3 Michigan St.	18	10 L	60-63*
J8 at Michigan	18	16 L	41-59
J22 at Illinois	--	22 W	67-63
J26 Indiana	26	16 W	57-50
F4 Ohio State	19	3 L	52-58
F16 at Michigan St.	15	7 L	55-69
F26 at Ohio St.	16	8 W	63-60
M9 vs. Indiana	14	15 W	79-71ÿ
M10 vs. Michigan St.	14	8 L	52-65ÿ
M17 vs. Vanderbilt	14	20 W	60-57!
M22 vs. Syracuse	14	2 L	63-64!

2012-13 (7-6) UW	Opp	W/L	Score
N14 at Florida	22	10 L	56-74
N23 vs. Creighton	--	14 L	74-84§§
J12 Illinois	--	12 W	74-51
J15 at Indiana	--	2 W	64-59
J22 Michigan St.	--	13 L	47-49
J26 Minnesota	--	12 W	45-44
J29 at Ohio St.	--	11 L	49-58
F9 Michigan	--	3 W	65-62*
F17 Ohio State	20	13 W	71-49
M7 at Mich. St.	22	10 L	43-58
M15 vs. Michigan	22	6 W	68-59ÿ
M16 vs. Indiana	22	3 W	68-56ÿ
M17 vs. Ohio St.	22	10 L	43-50ÿ

2013-14 (9-2) UW	Opp	W/L	Score
N12 Florida	20	11 W	59-53
J5 Iowa	4	22 W	75-71
J8 Illinois	4	23 W	93-70
F1 Ohio State	14	24 L	58-59
F9 Mich. St	--	8 W	60-58
F16 at Michigan	21	15 W	75-62
F22 at Iowa	16	15 W	79-74
M15 vs. Mich. St.	12	22 L	75-83ÿ
M28 vs. Baylor	12	23 W	69-52!
M30 vs. Arizona	12	4 W	64-63*!

2014-15 (5-3) UW	Opp	W/L	Score
D3 Duke	2	4 L	70-80^
J20 Iowa	6	25 W	82-50
F24 at Maryland	5	14 L	53-59
M8 at Ohio State	6	23 W	72-48
M26 vs. N. Carolina	3	15 W	79-72!
M28 vs. Arizona	3	5 W	85-78!
A4 vs. Kentucky	3	1 W	71-64!
A6 vs. Duke	3	4 L	63-68!

2015-16 (6-5) UW	Opp	W/L	Score
N29 at Oklahoma	--	7 L	48-65
D2 at Syracuse	--	14 W	66-58*^
D29 Purdue	--	14 L	55-61
J9 Maryland	--	3 L	60-63
J17 Michigan St.	--	4 W	77-76
J26 Indiana	--	19 W	82-79*
F13 at Maryland	--	2 W	70-57
F18 at Michigan St.	--	8 L	57-69
F24 at Iowa	--	8 W	67-59
M6 at Purdue	--	15 L	80-91
M vs. Xavier	--	9 W	66-63!

2016-17 (4-4) UW	Opp	W/L	Score
N15 at Creighton	9	22 L	67-79>
N23 vs. N. Carolina	16	4 L	56-71!!
N29 Syracuse	17	22 W	77-60^
J3 at Indiana	13	25 W	75-68
J8 at Purdue	13	20 L	55-66
F19 Maryland	11	23 W	71-60
M18 vs. Villanova	25	1 W	65-62!
M24 vs. Florida	25	20 L	83-84*!

2017-18 (1-9) UW	Opp	W/L	Score
N16 Xavier	--	15 L	70-80>
N20 vs. Baylor	--	22 L	65-70{}
N21 vs. UCLA	--	23 L	70-72{}
N27 at Virginia	--	18 L	38-49^
J16 at Purdue	--	3 L	50-78
J26 at Mich. St	--	6 L	61-76
F11 Michigan	--	20 L	72-83
F15 Purdue	--	6 W	57-53
F25 Michigan St.	--	2 L	63-68
M2 vs. Mich. St.	--	2 L	60-63ÿ

2018-19 (3-4)	UW	Opp	W/L	Score
N23 vs. Virginia	--	4	L	46-53"
N30 at Iowa	22	14	W	72-66
J14 at Maryland	--	19	L	60-64
J19 Michigan	--	2	W	64-54
F1 Maryland	24	21	W	69-61
F9 at Michigan	19	7	L	52-61
F12 Michigan St.	20	11	L	59-67
M16 vs. Mich. St.	19	6	L	55-67

2019-20 (5-3)	UW	Opp	W/L	Score
N5 vs. St Mary's	--	20	L	63-65* <
J3 at Ohio State	--	5	W	61-57
J11 at Penn State	--	20	W	58-49
J14 Maryland	--	17	W	56-54
J17 at Michigan St.--	15	L	L	55-67
J27 at Iowa	--	19	L	62-68
F1 Michigan St.	--	14	W	64-63
F27 at Michigan	--	19	W	81-74

UW vs. the Ranked

Wisconsin's all-time record vs. teams ranked in the AP top 25.

Overall: 150-305 | **Home:** 93-102 | **Away:** 31-169 | **Neutral:** 25-34

vs. 1	4-19	vs. 10	3-21	vs. 19	6-9
vs. 2	6-23	vs. 11	5-9	vs. 20	7-16
vs. 3	4-12	vs. 12	8-11	vs. 21	5-4
vs. 4	9-20	vs. 13	5-5	vs. 22	5-4
vs. 5	7-8	vs. 14	10-17	vs. 23	7-5
vs. 6	7-21	vs. 15	7-10	vs. 24	8-6
vs. 7	5-17	vs. 16	8-12	vs. 25	6-5
vs. 8	4-11	vs. 17	5-14		
vs. 9	4-15	vs. 18	3-12		

KEY

* overtime
 ** double overtime
 *** triple overtime
 % forfeit wins
 ^ ACC-Big Ten Challenge
 > Gavitt Games
 # Big Island Invitational
 ÿ Big Ten Tournament

+ at Chicago Stadium
 & ECAC Holiday Festival
 \$ Holiday Classic, Louisville, Ky.
 §§ Las Vegas Invitational
 @ Los Angeles Classic
 !! Maui Invitational
 ® at Milwaukee
 = Milwaukee Classic
 ! NCAA Tournament

§ Paradise Jam Tournament,
 St. Thomas, Virgin Islands
 \$\$ Rainbow Classic, Honolulu
 ## Rebel Classic, Las Vegas
 ++ Winston Tire Classic, Los Angeles
 {} Hall of Fame Classic, KC, Mo.
 " Battle 4 Atlantis Tournament
 < Sanford Pentagon, Sioux Falls, SD

OVERTIME GAMES

Year	Opp. (#OT)	W/L	Score	Year	Opp. (#OT)	W/L	Score	Year	Opp. (#OT)	W/L	Score
1912	at Minnesota	W	29-26	1972	at Indiana	W	66-64	2004	at Maryland	L	67-73
1914	Purdue	W	25-20		Indiana	L	76-84		at Michigan State	W	68-64
1915	at Purdue	W	28-24	1973	at Marquette (2)	L	73-75	2006	vs. E. Kent. (2)+	W	95-89
1916	at Iowa	W	36-31		at Michigan State	L	78-79	2007	Winthrop	W	82-79
1917	at Northwestern	W	29-21	1974	at Marquette	L	48-49	2009	vs. Iona+	W	60-58
1919	at Camp Grant	W	16-15		at Minnesota	L	63-64		Minnesota	L	74-78
1920	Ripon	W	19-16	1975	vs. Georgia^	L	89-91		at Iowa	L	69-73
1922	Michigan	W	18-16		at Michigan	L	74-75		vs. Florida State*	W	61-59
1924	DePauw (3)	T	25-25		Iowa	W	86-85	2010	at Green Bay	L	84-88
1926	Michigan	L	23-24	1976	Ohio State	W	82-81		Penn State	W	79-71
1927	at Chicago	W	33-30	1977	Michigan St. (3)	W	87-83	2011	at Michigan State	L	61-64
1930	at Indiana	W	23-21		at Ohio State	L	80-82		at Iowa	W	62-59
1932	Maryland	W	32-30		Iowa (2)	L	93-94	2012	Michigan State	L	60-63
	at Northwestern	L	30-31	1978	Northern Illinois	W	74-73		at Minnesota	W	68-61
1933	at Indiana	W	38-37	1979	Indiana	L	62-68	2013	Iowa (2)	W	70-66
	Indiana	L	28-29	1980	vs. Nebraska#	L	82-83		Michigan	W	65-62
1935	Michigan State	W	23-21		at Minnesota	L	76-82		Minnesota	L	53-58
	Indiana	W	37-27		Purdue	L	60-73	2014	vs. Arizona*	W	64-63
1936	at Chicago	W	38-36		Michigan	L	69-73	2015	at Michigan	W	69-64
1937	Ohio State	W	35-33	1981	Green Bay (2)	W	68-66		vs. Michigan St.=	W	80-69
1939	Purdue	W	32-30		Minnesota	W	60-58	2016	at Syracuse!	W	66-58
1940	Purdue	L	45-48	1984	Nebraska (2)	L	69-71		Indiana	W	82-79
1941	Purdue	W	48-42		Illinois	L	62-63	2017	at Minnesota	W	78-76
	at Northwestern	W	48-46		at Northwestern	W	61-60		vs. Rutgers	W	61-54
1943	at Notre Dame	L	59-61	1987	Indiana (3)	L	85-86		at Nebraska	W	70-69
1944	Illinois	L	43-45	1988	Michigan St. (2)	W	78-72		vs. Florida*	L	83-84
	Northwestern (2)	W	50-47	1989	Indiana	L	58-61	2018	vs. Minnesota	W	73-63
	Purdue	L	50-52		Michigan State	W	69-64	2019	at Marquette	L	69-74
1947	Notre Dame	W	53-49	1990	at Marquette	W	63-58		Purdue	L	80-84
1949	Marquette	W	67-63		Iowa	W	73-69		at Indiana (2)	L	73-75
1950	at Iowa	W	66-62	1991	at Oregon	W	72-70		at Ohio State	W	73-67
1951	at St. Louis	L	48-53		at Butler (2)	L	88-94	2020	vs. Saint Mary's>	L	63-65
	Illinois	L	69-71		Michigan	L	68-69				
1954	at Tulane	L	55-57		Michigan St. (2)	W	84-78				
	Illinois	L	64-70		Bowling Green	W	87-79				
1956	at Ohio State (2)	L	98-100	1992	SE Missouri St.	W	82-71				
1957	South Dakota	L	56-58	1993	Purdue (2)	L	87-90				
1960	at Michigan	W	88-82	1996	Temple	W	57-54				
1961	at Portland	L	71-79		Minnesota	W	73-65				
1963	at Michigan State	W	92-89	1997	at Temple	W	64-57				
1964	vs. Princeton^	L	87-90	1998	Toledo	W	73-68				
	Indiana (2)	L	80-82		Illinois	L	47-53				
1965	Northwestern	W	93-87	1999	Ohio State	L	74-78				
1966	at Ohio State	L	81-87	2001	vs. Maryland!&	W	78-75				
1967	Cincinnati	L	70-77		South Florida	W	63-61				
	Ohio State	L	84-90		at Michigan State	L	59-69				
	at Iowa (3)	W	96-95	2002	Temple (2)	L	67-70				
	Iowa	L	87-90		Ohio State	W	94-92				
1971	Indiana (2)	W	94-87								

Overtime Record: 69-56-1 (.552)

Double Overtime: 6-9 (.400)

Triple Overtime: 2-1-1 (.625)

Home: 35-29-1 (.546)

Away: 27-24 (.529)

Neutral: 7-5 (.583)

Most Frequent Opponent:

Indiana (13), 6-7 (.461)

Key

^ Milwaukee Classic

Rainbow Classic, Honolulu

* NCAA Tournament

! Big Ten/ACC Challenge

& Played in Milwaukee, Wis.

+ Paradise Jam, U.S. Virgin Islands

> Sanford Pentagon, Sioux Falls, S.D.

= Big Ten Tournament

COMEBACK WINS

Since 1945, Wisconsin has recorded 45 victories in games in which it erased a double-figure, second-half deficit.

Date	Opponent	Deficit (Time)	Final	Date	Opponent	Deficit (Time)	Final
2/8/47	Minnesota	12 (early 2nd)	60-51	2/19/97	at Penn State	14 (16:10)	49-45
2/9/48	Michigan St.	10 (half)	51-39	2/26/97	Iowa	11 (14:38)	49-48
12/4/48	Marquette	18 (17:58)	67-63*	11/21/98	Virginia	10 (18:14)	66-56
1/16/50	Minnesota	10 (15:15)	57-54	11/28/98	at Rhode Island	10 (10:47)	65-59
3/3/56	Northwestern	14 (19:52)	76-70	1/8/00	Illinois	15 (half & 18:47)	63-59
12/12/59	Loyola (Ill.)	10 (18:24)	85-67	2/23/00	at Iowa	13 (17:06)	54-45
2/8/64	Purdue	10 (13:53)	81-80	3/5/00	Indiana	12 (10:43)	56-53
12/16/67	at Marquette	10 (18:18)	70-62	1/12/02	at Michigan St.	10 (15:34)	64-63
2/10/68	Indiana	10 (14:33)	95-83	2/16/02	at Minnesota	13 (13:09)	67-62
2/3/70	at Illinois	12 (15:16)	66-65	3/22/03	vs. Tulsa	13 (3:36)	61-60
1/5/76	Ohio State	18 (half)	82-81*	3/19/04	vs. Richmond	13 (13:16)	76-64
<i>(OSU's biggest lead was 47-25 with 3:38 left in first half)</i>				2/9/05	Iowa	13 (12:44)	72-69
1/20/77	Northwestern	11 (16:37)	61-60	3/16/07	vs. TAMU-CC	12 (half & 14:40)	76-63
1/13/79	Michigan	12 (half & 18:48)	77-66	3/20/09	vs. Florida State	12 (half & 19:18)	61-59*
2/2/80	Ohio State	13 (13:47)	70-67	1/24/10	Penn State	16 (10:41)	79-71*
1/26/80	at Ohio State	11 (18:09)	72-71	2/12/11	Ohio State	15 (13:21)	71-67
11/29/82	Toledo	17 (19:00)	79-71	11/24/12	vs. Arkansas	11 (half)	77-70
12/1/84	Washington St.	10 (half)	61-59	3/22/14	vs. Oregon	12 (half)	85-77
1/4/89	Minnesota	14 (11:10)	75-67	3/15/15	vs. Michigan St.	11 (7:45)	80-69*
2/16/91	at Iowa	13 (5:47)	56-55	2/21/16	Illinois	13 (12:22)	69-60
1/23/93	at Michigan St.	12 (11:56)	67-66	11/27/18	NC State	12 (19:01)	79-75
12/5/95	at Wright St.	12 (16:11)	94-91				
1/3/96	Michigan	12 (19:50)	51-46				*overtime
1/24/96	Minnesota	11 (half)	73-65*				
12/4/96	at Temple	10 (18:35)	64-57*				

BADGER BUZZER BEATERS

Since 1945, Wisconsin has won 20 games featuring buzzer-beating baskets (last second or as time ran out). On 17 of those occasions the buzzer-beater won the game outright, while three others sent games into overtime.

Date	Opponent (Play description)	Score
12/4/48	Marquette (Dale Bowers FT with 0:00 left sent game into OT)	67-63*
2/13/50	at Iowa (Don Page made two FTs to send game into OT)	66-62*
2/24/79	at Northwestern (Claude Gregory 40-footer at buzzer)	72-70
3/3/79	Michigan State (Wes Matthews 50-footer at buzzer)	83-81
2/27/82	at Northwestern (Brad Sellers tip-in with 0:01 left)	61-60
1/22/90	Minnesota (Patrick Tompkins lay-in at buzzer)	77-75
11/24/90	at Oregon (Jay Peters 23-foot 3-pointer with 0:01 left in OT)	72-70*
2/16/91	at Iowa (Brian Good 3-pointer at buzzer)	56-55
3/6/96	Penn State (Sean Daugherty 16-footer at buzzer)	54-52
2/5/00	at Minnesota (Roy Boone 10-foot jumper)	66-64
3/5/03	Illinois (Devin Harris FT with 0:00.4 left)	60-59
3/22/03	vs. Tulsa (Freddie Owens 3-pointer with one second left)	61-60
3/1/05	Indiana (Alando Tucker put-back at buzzer)	62-60
3/12/05	vs. Iowa (Alando Tucker 3-pointer at buzzer)	59-56
12/15/05	vs. UNC-Wilmington (Kammron Taylor 3-pointer at buzzer)	54-51
12/1/08	at Virginia Tech (Trevon Hughes floater in the lane with 0:00.9 left)	74-72
2/23/11	at Michigan (freshman Josh Gasser banked in 3-pointer at buzzer)	53-52
2/9/13	Michigan (Ben Brust's halfcourt buzzer-beater to send game into OT)	65-62*
3/10/13	at Penn State (Traevon Jackson's 35-footer at buzzer)	63-60
3/20/16	vs. Xavier (Bronson Koenig corner 3-pointer at the buzzer)	66-63

*overtime

THE LAST TIME

Wisconsin Team

UW ranked No. 1 in AP Top 25: Feb. 21, 2007

UW ranked in AP Top 25: #24 (3/2/20)

UW ranked in USA Today Coaches Poll: #24 (3/2/20)

Played AP No. 1-ranked opponent:

Win vs. #1 Villanova, 65-62 (3/18/17)

Defeated AP No. 1-ranked opponent:

#1 Villanova, 65-62 (3/18/17)

Played AP No. 2-ranked opponent:

Win vs. #2 Michigan, 64-54 (1/19/19)

Defeated opponent ranked 3-10 by AP:

#5 Ohio State, 61-57 (1/3/20)

Defeated opponent ranked 11-25 by AP:

#19 Michigan, 81-74 (2/27/20)

Defeated AP Top 25 opponent on the road:

#19 Michigan, 81-74 (2/27/20)

Scoring

Scored 20 or more points: 20, Brad Davison vs. Minnesota (3/1/20)

Scored 30 or more points: 30, Brad Davison at Nebraska (2/15/20)

Scored 40 or more points: 43, Frank Kaminsky vs. North Dakota (11/19/13)

Two or more Badgers scored 30 points, same game: Joe Franklin (31) and Chuck Nagle (30) vs. Purdue (3/2/68) — only other time this happened in school history was Jack Brens (31) and Ken Siebel (31) vs. Utah (12/28/62)

Two or more Badgers scored 20 points, same game: D'Mitrik Trice and Nate Reuvers (22) vs. Milwaukee (12/21/19)

Three or more Badgers scored 20 points, same game: Jon Leuer (24), Josh Gasser (21), Jordan Taylor (20) vs. PVAMU (11/14/10)

Scored 20 points in one half: Brad Davison (23 in 2nd) vs. Michigan State (2/25/18)

Scored 20 points/two straight games: D'Mitrik Trice (31 vs. Milwaukee, 12/21/19; 21 at Tennessee, 12/28/19)

Scored 20 points/three straight games: Ethan Happ (21 vs. Purdue, 2/15/18; 29 vs. Michigan, 2/11/18; 27 at Illinois, 2/8/18)

Scored 20 points/four straight games: Jordan Taylor (28 vs. Indiana, 1/20/11; 22 vs. Illinois, 1/15/11; 21 at Michigan State, 1/11/11; 20 vs. Michigan, 1/5/11)

Scored 30 points/two straight games: Michael Finley (30 at Michigan, 1/29/94; 32 v Michigan State, 2/2/94)

No Badger scored in double figures: vs. Marquette (12/8/12)

One Badger scored in double figures: 15, Ethan Happ at Purdue (1/16/18)

Four players scored in double figures: Nate Reuvers (7), Micah Potter (14), Aleem Ford (12) and Brad Davison (11) at Indiana (3/7/20)

Five players scored in double figures: Reuvers (19), Davison (15), Ford (12), King (12), Trice (11), Pritzl (10) vs. Green Bay (11/21/19)

Six players scored in double figures: Reuvers (19), Davison (15), Ford (12), King (12), Trice (11), Pritzl (10) vs. Green Bay (11/21/19)

UW Scored 70 or more points: 71 vs. Minnesota (3/1/20)

UW Scored 80 or more points: 81 at Michigan (2/27/20)

UW Scored 90 or more points: 101 vs. Savannah State (12/13/18)

UW Scored 100 or more points: 101 vs. Savannah State (12/13/18)

Field Goal Shooting

Shot 90 percent or better (min. 10 att.): .900 (9-10), Carlton McGee vs. Michigan (2/26/92)

UW shot 50 percent or better: .537, at Michigan (2/27/20)

UW shot 60 percent or better: .603, vs. Houston Baptist (11/17/18)

UW shot 70 percent or better: .744, vs. Army (12/30/79)

UW made 30 or more field goals: 31, at Nebraska (2/15/20)

UW made 40 or more field goals: 42, vs. Iowa (3/9/94)

UW made 50 or more field goals: Has not happened

UW attempted 60 or more field goals: 63, at Nebraska (2/15/20)

UW attempted 70 or more field goals: 73, vs. Ohio State (1/12/17)

UW attempted 80 or more field goals: 83, vs. Northwestern (1/28/95)

UW attempted 100 or more field goals: 102, vs. South Dakota (12/9/72)

3-Point Field Goal Shooting

Made 5 or more 3-point field goals: D'Mitrik Trice (5-6 3FG) at Michigan (2/27/20)

UW shot 40 percent or better (min. 8 att.): .409 (9-22) at Indiana (3/7/20)

UW shot 50 percent or better (min. 8 att.): .500, vs. Rutgers (2/23/20)

UW shot 60 percent or better (min. 8 att.): .636, vs. Oklahoma (11/22/18)

UW shot 70 percent or better (min. 8 att.): .727, at Indiana (2/25/10)

UW shot 80 percent or better (min. 8 att.): .889, vs. North Dakota St. (12/10/86)

UW shot 90 percent or better (min. 8 att.): .900, at Illinois (1/25/97)

UW made 10 or more 3-point field goals: 11, at Michigan (2/27/20)

UW made 15 or more 3-point field goals: 15, at Nebraska (2/15/20)

UW attempted 30 or more 3-point field goals: 31, vs. Purdue (2/18/20)

UW attempted 40 or more 3-point field goals: 40, vs. Temple (12/3/01)

Double-Double / Triple-Double

Had a triple-double: Ethan Happ (13 pts, 12 reb, 11 ast) vs. Northwestern (1/26/19)

Had a double-double (Pts/Reb): Micah Potter (14 pts, 11 reb) at Indiana (3/7/20)

Had a double-double (Pts/Ast): Ethan Happ (10 p, 11 r, 12a) vs. Coppin St. (11/6/18)

Had a double-double (Ast/Reb): Ethan Happ (10p, 11r, 12a) vs. Coppin St. (11/6/18)

Had a double-double in consecutive games: Happ & Iverson, Two Straight (3/7 - 3/10)

Two with double-double: Potter (24 p, 13 r) & Davison (11 p, 13 r) at Penn State (1/11/20)

Free Throw Shooting

Perfect at the FT line (min. 10 att.): 10-10, Brad Davison vs. Illinois (1/19/18)

UW shot 80 percent or better (min. 12 att.): .800, at Michigan (2/27/20)

UW shot 90 percent or better (min. 12 att.): .950, vs. Purdue (2/18/20)

UW shot 100 percent (min. 12 att.): 14-14, at Michigan State (2/16/12)

UW made 20 or more free throws: 20, vs. Rutgers (2/23/20)

UW made 30 or more free throws: 30, vs. Minnesota (2/13/14)

UW made 40 or more free throws: 40, vs. Minnesota (1/12/53)

UW attempted 30 or more free throws: 31, vs. Nebraska (1/29/18)

UW attempted 40 or more free throws: 42, at Illinois (2/3/13)

UW attempted 50 or more free throws: 50, at Indiana (2/12/62)

UW attempted 60 or more free throws: 61, at Michigan (2/21/53)

Rebounds

Had 10+ rebounds: 11, Micah Potter at Indiana (3/7/20)

Had 15+ rebounds: 15, Micah Potter at Minnesota (2/5/20)

Had 20+ rebounds: 25, Joe Chernelich vs. St. Mary's (12/2/76)

Had 30+ rebounds: 30, Paul Morrow vs. Purdue (1/3/53)

Had 10+ reb. in consecutive games: Happ & Iverson, Two Straight (3/7 - 3/10)

UW had 40+ rebounds: 41, vs. Northwestern (3/4/20)

UW had 50+ rebounds: 53, vs. Florida A&M (12/23/16)

Assists

Had 10 or more assists: 11, Ethan Happ vs. Northwestern (1/26/19)

Had 15 or more assists: Has not happened

UW had 20 or more assists: 24, vs. Green Bay (11/21/19)

UW had 30 or more assists: 30, vs. Iowa (3/9/94)

Blocked Shots

Had 5 or more blocked shots: 9, Nate Reuvers vs. Eastern Illinois (11/8/19)

Had 10 or more blocked shots: Has not happened

UW had 10 or more blocked shots: 12, vs. Eastern Illinois (11/8/19)

UW had 15 or more blocked shots: Has not happened

Steals

Had 5 or more steals: 5, Ethan Happ vs. Maryland (2/19/17)

Had 10 or more steals: 10, Mike Kelley vs. Texas (12/7/99)

UW had 10 or more steals: 10, vs. McNeese State (11/13/19)

UW had 15 or more steals: 16, (2x) MR vs. California (12/2/12)

Turnovers

UW had 1 or fewer turnovers: 1, vs. Iowa (1/20/15)

UW had 5 or fewer turnovers: 5, vs. Minnesota (3/1/20)

Opponent committed 15 or more turnovers: 17, at Tennessee (12/28/19)

Opponent committed 20 or more turnovers: 22, at Nebraska (2/9/17)

Overtime

Won a game in overtime: at Ohio State (73-67), 3/10/19

Lost a game in overtime: vs. Saint Mary's (65-63), 11/5/19

Played a 2-overtime game: at Indiana (75-73), 2/26/19

Played a 3-overtime game: vs. Indiana (85-86), 2/16/87

Played in consecutive OT games: (3) vs. Iowa (2/6/13), vs. Mich. (2/9/13), at Minn. (2/14/13)

Miscellaneous

Hit a buzzer beater: vs. Xavier, 3/20/16

(Bronson Koenig hits 3PT in corner, UW 66-63)

Won after trailing by at least 10 pts in second half: 12 vs. NC State, 11/27/18 (down 41-29, 19:01 remaining - won 79-75)

Won after trailing by at least 15 pts in second half: 15 vs. Ohio State, 2/12/11

(down 47-32, 13:21 remaining - won 71-67)

UW scored 10 straight points or more: 12-0 (6:52 - 1:18 2H) at Indiana (3/7/20)

UW scored 15 straight points or more: 15-0 (8:56 - 4:01 2H) vs. Eastern Illinois (11/8/19)

UW held opp. scoreless 5:00 or longer: 5:34 (6:52 - 1:18 2H) at Indiana (3/7/20)

UW held opp. scoreless for 8:00 or longer: 8:36 (20:00 - 12:24 1H) at Penn State (1/11/20)

TEAM RECORDS



SINGLE SEASON

MOST GAMES

1. 40 2014-15
38 2013-14
3. 37 2016-17
4. 36 1999-00
36 2006-07
36 2007-08
36 2011-12

Big Ten: 18, many times

MOST WINS

1. 36 2014-15
2. 31 2007-08
3. 30 2006-07
30 2013-14
5. 27 2016-17
6. 26 2011-12
7. 25 2004-05
25 2010-11
25 2003-04
10. 24 2002-03
24 2009-10

Big Ten: 16 in 2007-08 and 2014-15

HIGHEST WINNING PERCENTAGE

1. 1.000 (15-0) 1911-12
1.000 (15-0) 1913-14
3. .952 (20-1) 1915-16
4. .933 (14-1) 1912-13
5. .900 (36-4) 2014-15

Big Ten: 1.000 (12-0) in 1912 and 1914

POINTS

1. 2,900 2014-15
2. 2,793 2013-14
3. 2,678 2016-17
4. 2,527 2006-07
5. 2,421 2007-08

Big Ten: 1,338 in 1976

SCORING AVERAGE

1. 86.3 1970-71
2. 84.7 1961-62
3. 81.9 1963-64
4. 81.8 1966-67
5. 80.1 1967-68

Big Ten: 84.1 in 1971

SCORING DEFENSE

1. 52.6 1949-50
2. 53.0 1946-47
3. 53.2 2011-12
4. 53.4 1947-48
5. 54.4 2007-08

Big Ten: 51.4 in 1949

FIELD GOALS

1. 1,014 2014-15
2. 971 2016-17
3. 927 2013-14
4. 874 2018-19
5. 867 2006-07

Big Ten: 535 in 1976

FIELD GOAL ATTEMPTS

1. 2,136 2016-17
2. 2,115 2014-15
3. 2,018 2013-14
4. 1,959 2012-13
5. 1,945 2018-19

Big Ten: 1,258 in 1976

FIELD GOAL PERCENTAGE

1. .503 (743-1476) 1990-91
2. .501 (774-1546) 1988-89
3. .488 (803-1646) 1984-85
4. .483 (814-1686) 1985-86
5. .479 (813-1696) 1986-87
.479 (1,914-2,115) 2014-15

Big Ten: .486 (417-858) in 1991

FIELD GOAL PERCENTAGE DEFENSE

1. .248 1946-47
2. .276 1949-50
3. .277 1947-48
4. .291 1950-51
5. .300 1952-53

Big Ten: .242 in 1947

3-POINT FIELD GOALS

1. 297 2013-14
2. 288 2014-15
3. 285 2011-12
4. 283 2016-17
5. 278 2010-11

Big Ten: 148 in 2011

3-POINT FIELD GOALS ATTEMPTS

1. 790 2013-14
790 2014-15
3. 789 2016-17
4. 784 2012-13
5. 775 2011-12

Big Ten: 407 in 2010

3-POINT FIELD GOAL PERCENTAGE

1. .448 (146-326) 1988-89
2. .447 (160-358) 1986-87
3. .432 (126-292) 1987-88
4. .426 (179-420) 1991-92
5. .413 (186-450) 1990-91

Big Ten: .452 (85-188) in 1988

3-POINT FIELD GOAL PERCENTAGE DEFENSE

1.	.289 (136-470)	2012-13
2.	.294 (129-439)	2011-12
3.	.299 (172-575)	2004-05
4.	.313 (194-620)	2007-08
5.	.314 (128-408)	1996-97

Big Ten: Under Research

FREE THROWS

1.	642	2013-14
2.	584	2014-15
3.	583	2006-07
4.	527	2007-08
5.	512	2015-16

Big Ten: 345 in 1955

FREE THROW ATTEMPTS

1.	861	2013-14
2.	848	2006-07
3.	765	2014-15
4.	747	2007-08
5.	728	2015-16

Big Ten: 479 in 1955

FREE THROW PERCENTAGE

1.	.818 (436-533)	2010-11
2.	.764 (353-462)	2019-20
3.	.763 (584-765)	2014-15
4.	.758 (413-545)	1983-84
5.	.746 (642-861)	2013-14

Big Ten: .851 (235-276) in 2011

REBOUNDS

1.	1,376	2016-17
2.	1,338	2014-15
3.	1,292	2007-08
4.	1,287	2012-13
5.	1,268	1970-71

Big Ten: 776 in 1976

OFFENSIVE REBOUNDS

1.	460	2016-17
2.	419	2007-08
3.	406	2012-13
4.	404	2006-07
5.	400	2005-06

Big Ten: 223 in 2017

REBOUND AVERAGE

1.	52.8	1970-71
2.	51.9	1972-73
3.	50.3	1966-67
4.	50.0	1950-51
5.	49.8	1962-63

Big Ten: 51.6 in 1971

OPPONENTS REBOUNDING AVERAGE

1.	27.7	2014-15
2.	28.5	2008-09
	28.5	2010-11
4.	29.5	1988-89
5.	29.6	2000-01

Big Ten: 27.5 in 2015

ASSISTS

1.	506	1986-87
2.	504	2014-15
3.	503	2016-17
4.	494	2006-07
5.	478	1999-00

Big Ten: 281 in 1987

FEWEST TURNOVERS

1.	258	2010-11
2.	289	2009-10
3.	296	2014-15
4.	307	2013-14
5.	309	2019-20

Big Ten: 115 in 2011

FEWEST TURNOVERS PER GAME

1.	7.4	2014-15
2.	7.6	2010-11
3.	8.1	2013-14
4.	8.8	2009-10
5.	8.9	2011-12

Big Ten: 6.4 in 2011

ASSIST-TO-TURNOVER RATIO

1.	1.71	2010-11
2.	1.70	2014-15
3.	1.52	2013-14
4.	1.43	2009-10
5.	1.36	2012-13

Big Ten: 1.71 in 2015

BLOCKED SHOTS

1.	153	2012-13
	153	1991-92
3.	140	2018-19
4.	135	1993-94
5.	131	2016-17

Big Ten: 81 in 2019

STEALS

1.	250	2016-17
2.	236	1999-00
3.	224	1998-99
4.	221	2002-03
	221	2007-08

Big Ten: 140 in 1993

(NOTE: single-season team records in conference games only are listed in italics)

SINGLE GAME

POINTS

- 120 vs. SMU (120-82), 12/9/67
 - 115 vs. Gonzaga (115-71), 12/17/63
115 vs. Miss. Valley State (115-79), 12/23/93
 - 114 vs. Mich. Tech (114-70), 12/5/70
 - 113 vs. Iowa (113-87), 2/9/74
- Big Ten: 113 vs. Iowa, 2/9/74*

SCORING DEFENSE

- 29 vs. Michigan St. (35-29), 2/24/51
29 vs. Loyola-Chic. (66-29), 11/14/98
 - 30 vs. Brown (52-30), 12/7/96
 - 31 vs. Kennesaw State (85-31), 11/12/11
31 vs. UMKC (77-31), 11/22/11
31 vs. Northern Kentucky (62-31), 11/14/14
- Big Ten: 29 vs. Mich. St. (35-29), 2/24/51*

FIELD GOALS

- 48 vs. Gonzaga, 12/17/63
48 vs. Southern Methodist, 12/9/67
 - 44 at LSU, 12/18/54
44 vs. West Virginia, 12/18/65
44 vs. Illinois, 3/11/67
44 vs. Eastern Illinois, 12/1/70
- Big Ten: 44 vs. Illinois, 3/11/67*

FIELD GOAL ATTEMPTS

- 113 at Michigan State, 1/6/64
 - 111 vs. Michigan Tech, 12/5/70
 - 102 vs. South Dakota, 12/9/72
 - 99 vs. Northern Michigan, 12/11/71
 - 97 vs. West Virginia, 12/18/65
- Big Ten: 113 at Michigan State, 1/6/64*

FIELD GOAL PERCENTAGE

- .744 (32-43) vs. Army, 12/30/79
 - .687 (33-48) vs. Northern Illinois, 12/22/84
 - .667 (32-48) at New Mexico, 12/29/84
 - .649 (24-37) at Minnesota, 1/3/87
 - .648 (35-54) vs. Eastern Illinois, 12/28/95
- Big Ten: .649 (24-37) at Minnesota, 1/3/87*

FIELD GOAL PERCENTAGE DEFENSE

- .183 vs. Missouri, 12/9/48
.183 vs. Creighton, 1/8/49
 - .184 vs. Purdue, 1/19/48
.184 vs. Indiana, 1/15/49
.184 vs. Brown, 12/7/96
- Big Ten: .184 vs. Purdue, 1/19/48 and
.184 vs. Indiana, 1/15/49*

3-POINT FIELD GOALS

- 18 vs. Nebraska, 1/21/20
 - 17 vs. Coppin State, 12/23/10
 - 16 vs. Presbyterian, 11/20/12
16 vs. Savannah State, 12/13/18
 - 15 vs. Alcorn State, 12/29/92
15 vs. Missouri, 3/19/94
15 vs. Kennesaw State, 11/12/11
15 vs. Green Bay, 11/21/19
15 at Nebraska, 2/15/20
- Big Ten: 18, vs. Nebraska, 1/21/20*

3-POINT FIELD GOAL ATTEMPTS

- 40 vs. Temple, 12/3/01
 - 39 at Creighton, 11/15/16
 - 37 vs. Missouri, 3/19/94
37 vs. Presbyterian, 11/20/12
 - 35 at Eastern Michigan, 12/10/94
- Big Ten: 34 vs. Penn State, 1/25/06 and Nebraska,
1/21/20*

3-POINT FIELD GOAL PERCENTAGE

(min. 8 attempts)

- .900 (9-10) at Illinois, 1/25/97
 - .889 (8-9) vs. North Dakota St., 12/10/86
 - .778 (7-9) at Iowa, 2/10/90
.778 (7-9) vs. Indiana, 3/3/90
 - .750 (9-12) vs. Denver, 12/14/88
.750 (6-8) vs. Gonzaga, 12/1/89
- Big Ten: .900 (9-10) at Illinois, 1/25/97*

FREE THROWS

- 41 at Illinois, 1/1/55
 - 40 vs. Minnesota, 1/12/53
 - 37 at Michigan, 2/21/53
 - 36 vs. Sam Houston State, 12/13/92
36 vs. Ohio State, 2/6/02
- Big Ten: 41 at Illinois, 1/1/55*

FREE THROW ATTEMPTS

- 61 at Michigan, 2/21/53
 - 54 at Illinois, 1/1/55
 - 50 at Indiana, 2/12/62
 - 48 vs. Minnesota, 1/12/53
48 vs. Michigan State, 3/9/53
48 vs. Sam Houston State, 12/13/92
- Big Ten: 61 at Michigan, 2/21/53*

FREE THROW PERCENTAGE*(min. 12 attempts)*

1. 1.000 (22-22) vs. Purdue, 2/7/76
1.000 (14-14) at Michigan State, 2/16/12
1.000 (13-13) at Loyola, 12/12/87
1.000 (12-12) vs. Southern Illinois, 12/3/83
1.000 (12-12) vs. Marquette, 12/4/90

*Big Ten: 1.000 (22-22) vs. Purdue, 2/7/76***REBOUNDS**

1. 79 vs. Michigan Tech, 12/5/70
2. 76 vs. South Dakota, 12/9/72
3. 74 vs. Washington (Mo.), 12/11/61
74 vs. Iowa, 2/6/71
5. 73 vs. Gonzaga, 12/17/63

*Big Ten: 74 vs. Iowa, 2/6/71***OFFENSIVE REBOUNDS**

1. 24 vs. Prairie View A&M, 11/14/10
2. 22 vs. UNC-Greensboro, 12/23/04
22 vs. North Dakota State, 1/21/06
4. 21, 6 times MR vs. Ohio State, 1/12/17

*Big Ten: 21 vs. Ohio State, 1/12/17***ASSISTS**

1. 33 vs. Northwestern, 3/7/53
2. 31 vs. South Dakota, 12/6/84
31 at Louisiana State, 12/18/54
4. 30 vs. Iowa, 3/9/94
5. 29 vs. Mississippi Valley State, 12/23/93

*Big Ten: 33 vs. Northwestern, 3/7/53***FEWEST TURNOVERS**

1. 1 vs. Michigan State, 2/28/08
1 vs. Iowa, 1/20/15
3. 2 vs. Penn State, 3/3/93
2 vs. Minnesota, 12/28/10
2 vs. Prairie View A&M, 12/28/13
2 at Michigan, 2/16/14

*Big Ten: 1 vs. Michigan St., 2/28/08 and vs. Iowa, 1/20/15***BLOCKED SHOTS**

1. 12 vs. Northwestern, 3/9/00
12 vs. Eastern Illinois, 11/08/19
3. 11 vs. Rollins, 12/1/73
11 vs. Ferris State, 11/28/88
11 vs. Texas-Arlington, 12/22/90
11 at Portland, 11/30/91
11 vs. IPFW, 11/15/09
11 vs. Stanford, 11/21/18

*Big Ten: 12 vs. Northwestern, 3/9/00****STEALS**

1. 17 vs. Michigan State, 1/7/88
2. 16 vs. Denver, 12/14/88
16 vs. New Hampshire, 12/11/02
16 vs. Arkansas, 11/25/12
16 vs. California, 12/2/12

*Big Ten: 17 vs. Michigan State, 1/7/88***Big Ten Tournament game*

SINGLE HALF

POINTS

1. 69 vs. Savannah State, 12/13/18 (1st)
2. 67 vs. Iowa, 1/25/88 (2nd)
3. 65 vs. Gonzaga, 12/17/63 (2nd)
65 vs. Cleveland St., 12/22/79 (2nd)
5. 63 vs. SMU, 12/9/67 (1st)
63 vs. Mississippi Valley State, 12/23/93 (2nd)

*Big Ten: 67 vs. Iowa, 1/25/88 (2nd)***SCORING DEFENSE**

1. 8 vs. Pittsburgh, 12/12/47 (1st)
8 vs. Kennesaw State, 11/12/11 (1st)
3. 10 at Marquette, 12/31/48 (1st)
10 at Marquette, 12/23/98 (1st)
10 vs. Manhattan, 11/25/10 (1st)

*Big Ten: 11 vs. Michigan St., 2/9/48 (2nd)***FIELD GOALS**

1. 28 vs. Georgia, 12/17/63 (2nd)
2. 27 vs. Iowa, 1/25/88 (2nd)
3. 26 vs. So. Methodist, 12/9/67 (1st)
4. 25 vs. Indiana, 2/25/63 (1st)
25 vs. West Virginia, 12/18/65 (1st)
25 vs. Purdue, 3/2/68 (2nd)

*Big Ten: 27 vs. Iowa, 1/25/88 (2nd)***FIELD GOAL ATTEMPTS**

1. 58 at Michigan State, 1/6/64 (2nd)
2. 57 vs. Michigan Tech, 12/5/70 (2nd)
3. 56 vs. Ohio State, 2/29/70 (2nd)
56 vs. SIU-Edwardsville, 12/2/72 (2nd)
5. 55 at Michigan State, 1/6/64 (1st)

*Big Ten: 58 at Michigan St., 1/6/64 (2nd)***FIELD GOAL PERCENTAGE**

1. .778 (14-18) vs. BGSU, 3/13/91 (2nd)
2. .773 (17-22) vs. No. Illinois, 12/18/84 (2nd)
3. .762 (16-21) vs. Northwestern, 1/30/88 (1st)
4. .760 (19-25) vs. Army, 12/30/79 (2nd)
5. .750 (15-20), 3 times: MR vs. NW, 2/21/10 (1st)

*Big Ten: .762 (16-21) vs. Northwestern, 1/30/88 (1st)***FIELD GOAL PCT. DEFENSE**

1. .118 vs. Brown, 12/7/96 (2nd)
2. .125 at Minnesota, 1/10/06 (1st)
3. .129 vs. UMKC, 11/22/11 (2nd)
4. .130 vs. Kennesaw State, 11/12/11 (1st)
5. .136 at Marquette, 12/23/98 (1st)

*Big Ten: .125 at Minnesota, 1/10/06 (1st)***3-POINT FIELD GOALS**

1. 11 at E. Michigan, 12/10/94 (2nd)
11 vs. Coppin State, 12/23/10 (1st)
11 vs. Savannah State, 12/13/18 (1st)
4. 10 vs. Michigan, 12/16/00 (1st)
10 vs. Presbyterian, 11/20/12
10 vs. Green Bay, 11/21/19 (1st)
10 vs. Nebraska, 1/21/20 (2nd)

Big Ten: 10 vs. Michigan, 12/16/00 and Neb. 1/21/20

3-POINT FIELD GOAL ATTEMPTS

1. 25 at Creighton, 11/15/16
2. 24 at E. Michigan, 12/10/94 (2nd)
3. 22 vs. Missouri, 3/19/94 (2nd)
22 vs. Coppin State, 12/23/10 (1st)
5. 20 at Illinois, 1/2/11 (2nd)
20 vs. Presbyterian, 11/20/12 (1st)

Big Ten: 20 at Illinois, 1/2/11 (2nd)

3-POINT FIELD GOAL PERCENTAGE (min. 5 att.)

1. 1.000 (6-6) vs. North Dakota St., 12/10/86 (1st)
1.000 (5-5) at Wright St., 12/5/95 (2nd)
1.000 (6-6) at Illinois, 1/25/97 (1st)
1.000 (10-10) vs. Mich., 2/16/00 (1st)
5. .857 (6-7) at Iowa, 2/10/90 (1st)
.857 (6-7) vs. Gardner-Webb, 12/27/06 (2nd)

Big Ten: 1.000 (10-10) vs. Michigan, 2/16/00 (1st)

FREE THROWS

1. 31 at St. Bonaventure, 12/14/96 (2nd)
2. 27 vs. Ohio State, 3/4/89 (2nd)
3. 26 vs. Marquette, 2/19/90 (2nd)
26 vs. Illinois, 1/15/11 (2nd)
5. 23 vs. Washington State, 12/1/84 (2nd)

Big Ten: 27 vs. Ohio State, 3/4/89 (2nd)

FREE THROW ATTEMPTS

1. 42 at St. Bonaventure, 12/14/96 (2nd)
2. 36 vs. Ohio State, 3/4/89 (2nd)
3. 35 vs. Minnesota, 1/7/91 (2nd)
4. 33 vs. Marquette, 2/19/90 (2nd)
5. 31 at Indiana, 2/12/62 (2nd)
31 at Illinois, 2/3/13 (2nd)

Big Ten: 36 vs. Ohio State, 3/4/89 (2nd)

FREE THROW PERCENTAGE (min. 12 att.)

1. 1.000 (15-15) vs. Purdue, 2/7/76 (2nd)
1.000 (14-14) vs. Kentucky, 4/5/14 (1st)
1.000 (13-13) vs. Florida, 12/20/67 (2nd)
1.000 (13-13) at Ohio State, 1/7/89 (2nd)
1.000 (13-13) vs. Purdue, 2/2/92 (1st)
1.000 (12-12) vs. Pittsburgh, 12/30/86 (2nd)
1.000 (12-12) at Marquette, 12/4/90 (2nd)

Big Ten: 1.000 (15-15) vs. Purdue, 2/7/76 (2nd)

REBOUNDS

1. 46 vs. Gonzaga, 12/17/63 (2nd)
46 vs. Michigan Tech, 12/1/71 (2nd)
3. 45 vs. South Dakota State, 12/9/72 (1st)
4. 43 at Michigan State, 1/6/64 (1st)
5. 40 vs. Boston College, 12/18/64 (1st)
40 vs. Michigan Tech, 12/5/70 (1st)
40 vs. DePauw, 12/15/73 (1st)

Big Ten: 43 at Michigan State, 1/6/64 (1st)

ASSISTS

1. 18 vs. Savannah State, 12/13/18 (1st)
2. 17 vs. Iowa State, 12/7/74 (1st)
17 vs. UT-Arlington, 12/22/90 (2nd)
17 vs. Alcorn State, 12/29/92 (1st)
17 vs. Mississippi Valley State, 12/23/93 (2nd)

Big Ten: 16 vs. Iowa, 1/25/88 (2nd)

WISCONSIN'S 100-POINT GAMES

- 120 SMU (82), 12/9/67
- 115 Gonzaga (71), 12/17/63
- 115 Mississippi Valley St. (79), 12/23/93
- 114 Michigan Tech (70), 12/5/70
- 113 Iowa (87), 2/9/74
- 110 Northwestern (94), 2/21/67
- 110 Alcorn State (81), 12/29/92
- 108 Detroit Mercy (86), 12/23/92
- 107 Louisiana State (68), 12/18/54
- 107 Michigan Tech (74), 12/1/71
- 106 UW-Milwaukee (84), 11/27/93
- 105 at Indiana (94), 2/12/62
- 105 DePauw (63), 11/29/75
- 105 Texas-Arlington (74), 12/22/90
- 105 Eastern Illinois (70), 12/28/95
- 105 vs. Dayton (93), 12/28/61
- 104 vs. Georgia Tech (84), 12/28/63
- 104 vs. Arizona (77), 12/30/66
- 104 Purdue (84), 3/2/68
- 104 Northern Michigan (65), 12/11/71
- 104 Cal. State-L.A. (88), 12/27/85
- 104 vs. Chaminade (66), 11/22/95
- 103 Illinois (101), 2/19/62
- 103 Michigan State (96), 2/22/75
- 103 Cleveland State (78), 12/22/79
- 103 at Loyola Marymount (67), 12/4/93
- 103 Grambling (83), 12/29/93
- 103 North Dakota (85), 11/19/13
- 102 North Dakota State (50), 1/23/62
- 102 Indiana (96), 2/25/63
- 102* at Michigan (120), 2/12/66
- 102 Illinois (92), 3/11/67
- 102 Eastern Illinois (84), 12/1/70
- 101 Michigan State (74), 2/29/72
- 101 Illinois (75), 1/19/74
- 101 Charleston Southern (72), 12/14/92
- 101 Northwestern (87), 2/3/93
- 101 Savannah State (60), 12/13/18
- 100* at Iowa (119), 2/10/70
- 100 SIU-Edwardsville (74), 12/2/72
- 100 Florida A&M (56), 11/26/83

*losses

FEWEST TURNOVERS

- 0 vs. Indiana, 1/4/97 (2nd)
0 vs. Michigan State, 2/28/08 (2nd)
0 at Illinois, 1/2/11 (2nd)
0 vs. Kansas State, 3/19/11 (2nd)
0 vs. Iowa, 1/20/15 (1st)
- 1, Many times; MR vs. Indiana, 12/7/19 (1st)
Big Ten: 0 vs. Indiana, 1/4/97 (2nd); vs. Michigan State, 2/28/08 (2nd) and vs. Iowa, 1/20/15 (1st)

BLOCKED SHOTS

- 7 vs. Rollins College, 12/1/73 (1st)
7 vs. San Francisco State, 11/29/90 (2nd)
7 vs. UT-Arlington, 12/22/90 (1st)
7 at Illinois, 1/22/92 (1st)
7 vs. San Diego, 11/23/08 (1st)
7 vs. IPFW, 11/15/09 (1st)
7 vs. Buffalo, 12/28/14 (2nd)
Big Ten: 7 at Illinois, 1/22/92 (1st)

STEALS

- 11 vs. Denver, 12/14/88 (2nd)
- 10 at Purdue, 1/30/82 (2nd)
10 vs. Michigan State, 1/7/88 (1st)
10 vs. Minnesota, 1/22/00 (1st)
- 9, 6 times; MR vs. UNH, 12/11/02 (2nd)
Big Ten: 10, three times; MR vs. Minnesota, 1/22/00 (1st)

SCORING MARGINS

BIGGEST WINS

- 58 Gardner-Webb (98-40), 12/27/06
55 Denver (89-34), 12/14/88
54 Kennesaw State (85-31), 11/12/11
53 Southern (92-39), 11/19/06
53 Florida A&M (90-37), 12/23/16
Big Ten: 42 vs. Indiana (51-9), 2/3/1911
and at Indiana (57-15), 1/12/1914

BIGGEST HOME WINS

- 58 Gardner-Webb (98-40), 12/27/06
55 Denver (89-34), 12/14/88
54 Kennesaw State (85-31), 11/12/11
53 Southern (92-39), 11/19/06
53 Florida A&M (90-37), 12/23/16
Big Ten: 42 vs. Indiana (51-9), 2/3/1911

BIGGEST ROAD WINS

- 39 at Milwaukee (93-54), 12/10/14
38 at Chaminade (104-66), 11/22/95
36 at Loyola Marymount (103-67), 12/4/93
35 vs. Navy (93-58), 12/29/91
34 at Chicago (54-20), 2/9/42
Big Ten: 42 vs. Indiana (57-14), 1/12/1914

BIGGEST DEFEATS

- 53 at Indiana (61-114), 1/3/76
at Iowa (48-101), 2/10/86
44 Michigan (59-103), 2/22/64
at UCLA (56-100), 12/28/66
41 at Rice (37-78), 12/6/58
at UCLA (53-94), 11/25/72
Big Ten: 53 at Iowa (48-101), 2/10/86

BIGGEST HOME DEFEATS

- 44 Michigan (59-103), 2/22/64
37 Ohio State (69-106), 2/8/60
33 Purdue (42-75), 2/7/96
32 Ohio State (68-100), 1/30/61
31 Michigan State (57-88), 2/2/59
Minnesota (78-109), 2/12/94
Big Ten: 44 vs. Michigan (59-103), 2/22/64

BIGGEST ROAD DEFEATS

- 53 at Indiana (61-114), 1/3/76
at Iowa (48-101), 2/10/86
44 at UCLA (56-100), 12/28/66
41 at Rice (37-78), 12/6/58
at UCLA (53-94), 11/25/72
Big Ten: 53 at Iowa (48-101), 2/10/86

UW'S BEST STARTS

UNBEATEN

- 6-0: 18 times, last in 2014-15
7-0: 15 times, last in 2014-15
8-0: 11 times, last in 2013-14
9-0: 8 times, last in 2013-14
10-0: 6 times, last in 2013-14
11-0: 6 times, last in 2013-14
12-0: 5 times, last in 2013-14
13-0: 4 times, last in 2013-14
14-0: 4 times, last in 2013-14
15-0: 3 times, last in 2013-14
16-0: 1 time, last in 2013-14

UW has never been unbeaten with more than 16 wins.

ONE LOSS

- 6-1: 30 times, last in 2018-19
7-1: 21 times, last in 2018-19
8-1: 18 times, last in 2018-19
9-1: 16 times, last in 2014-15
10-1: 8 times, last in 2014-15
11-1: 7 times, last in 2014-15
12-1: 8 times, last in 2014-15
13-1: 4 times, last in 2014-15
14-1: 5 times, last in 2014-15
15-1: 3 times, last in 2014-15
16-1: 3 times, last in 2013-14
17-1: twice, in 1915-16 and 2006-07
18-1: twice, in 1915-16 and 2006-07
19-1: twice, in 1915-16 and 2006-07
20-1: twice, in 1915-16 and 2006-07
21-1: once, in 2006-07

ALL-TIME BADGER WINNING STREAKS

OVERALL

No.	Began	Opponent	Score	Ended	Opponent	Score
29	12/9/1911	BELOIT	31-18	3/7/1913	@ Chicago	10-23
24	12/13/1913	KNOX	48-15	1/23/1915	CHICAGO	19-24
19	1/11/1941	IOWA	49-35	12/31/1941	vs. Dartmouth	49-57
17*	11/26/2006	vs. Auburn	77-63	1/31/2007	@ Indiana	66-71
16	1/29/1916	@ Chicago	29-18	1/13/1917	@ Minnesota	25-33
16	11/8/2014	vs. St. John's	86-75	1/14/2014	@ Indiana	72-75

SINGLE SEASON

No.	Began	Opponent	Score	Ended	Opponent	Score
17*	11/26/2006	vs. Auburn	77-63	1/31/2007	@ Indiana	66-71
16	11/8/2014	vs. St. John's	86-75	1/14/2014	@ Indiana	72-75
15	12/9/1911	BELOIT	31-18	3/16/1912	@ Indiana	32-21
15	12/13/1913	KNOX	48-15	3/10/1914	@ Purdue	27-13
15	1/11/1941	IOWA	49-35	3/29/1941	vs. Wash. State	39-34
14	12/7/1912	RIPON	40-13	3/7/1913	@ Chicago	10-23

HOME GAMES (OVERALL)

No.	Began	Opponent	Score	Ended	Opponent	Score
38*	12/7/2002	UNLV	91-74	1/25/2005	ILLINOIS	65-75
33	3/8/1911	NORTHWESTERN	23-11	1/23/1915	CHICAGO	19-24
24	1/14/1929	INDIANA	24-20	2/14/1931	MINNESOTA	15-42
23	2/13/2010	INDIANA	83-55	12/3/2011	MARQUETTE	54-61
22	2/8/2006	INDIANA	72-54	12/8/2007	MARQUETTE	76-81
19	1/17/2016	MICHIGAN ST.	77-76	2/12/2017	NORTHWESTERN	59-66
18	2/27/1909	PURDUE	29-6	3/1/1911	MINNESOTA	13-21
18	2/19/1915	PURDUE	26-21	1/26/1917	CHICAGO	13-21
18	2/5/2009	ILLINOIS	63-50	2/9/2010	ILLINOIS	56-63

ROAD GAMES (OVERALL)

No.	Began	Opponent	Score	Ended	Opponent	Score
12	12/20/1911	@ Beloit	20-12	3/7/1913	@ Chicago	10-23
10	1/10/1914	@ Illinois	26-25	2/8/1915	@ Illinois	19-39
7	3/3/1905	@ Co. F Portage	52-28	3/2/1906	@ Chicago	18-35
7	12/30/1915	@ Ripon	27-15	1/22/1916	@ Illinois	20-27
7	1/29/1916	@ Chicago	29-18	1/13/1917	@ Minnesota	25-33
5*	1/25/2014	@ Purdue	72-58	3/2/2014	@ Penn State	71-66

* Modern era record (since 1943)

ATTENDANCE

No.	Attend.	Arena	Date	Score
1.	79,444	AT&T Stadium, Arlington, Texas	4/5/14	Kentucky 74, UW 73
2.	72,238	Lucas Oil Stadium, Indianapolis	4/4/15	UW 71, Kentucky 64
3.	71,149	Lucas Oil Stadium, Indianapolis	4/6/15	Duke 68, UW 63
4.	57,028	Ford Field, Detroit	3/28/08	Davidson 73, UW 56
5.	43,116	RCA Dome, Indianapolis	4/1/00	Michigan St. 53, UW 41
6.	30,713	Carrier Dome, Syracuse, N.Y.	3/25/05	UW 65, NC State 56
7.	30,132	Carrier Dome, Syracuse, N.Y.	3/27/05	North Carolina 88, UW 82
8.	28,168	HHH Metrodome, Minneapolis	3/27/03	Kentucky 63, UW 57
9.	23,697	United Center, Chicago	3/12/05	UW 59, Iowa 56
10.	23,266	Rupp Arena, Lexington, Ky.	11/27/76	Kentucky 72, UW 64
11.	22,360	Carrier Dome, Syracuse, N.Y.	12/2/15	Wisconsin 66, Syracuse 58 (ot)
12.	22,157	United Center, Chicago	3/13/05	Illinois 54, UW 43
13.	22,081	United Center, Chicago	3/9/07	UW 70, Michigan St. 57
14.	22,011	United Center, Chicago	3/11/00	Michigan St. 55, UW 46
15.	21,824	United Center, Chicago	3/16/13	UW 68, Indiana 56

INDIVIDUAL RECORDS



CAREER

POINTS (all players with 1,000 points)

1.	2,217	Alando Tucker	2003-07
2.	2,147	Michael Finley	1992-95
3.	2,130	Ethan Happ	2016-19
4.	1,857	Nigel Hayes	2014-17
5.	1,854	Danny Jones	1987-90
6.	1,745	Claude Gregory	1978-81
7.	1,736	Rick Olson	1983-86
8.	1,545	Trent Jackson	1986-89
9.	1,533	Jordan Taylor	2009-12
10.	1,532	Mike Wilkinson	2002-05
11.	1,459	Bronson Koenig	2014-17
12.	1,458	Frank Kaminsky	2012-15
13.	1,454	Kirk Penney	2000-03
14.	1,425	Devin Harris	2002-04
15.	1,408	Clarence Sherrod	1969-71
16.	1,405	Cory Blackwell	1982-84
17.	1,376	Jon Leuer	2008-11
18.	1,363	Sam Dekker	2013-15
19.	1,339	Trevon Hughes	2007-10
20.	1,294	Sean Mason	1995-99
21.	1,264	Tracy Webster	1992-94
22.	1,251	Wes Matthews	1978-80
23.	1,223	Kammron Taylor	2004-07
24.	1,215	Joe Franklin	1966-68
25.	1,200	Dale Koehler	1973-76
26.	1,180	Dick Cable	1952-55
27.	1,171	Joe Chrmelich	1977-80
28.	1,170	Jason Bohannon	2007-10
29.	1,169	Don Rehfeldt	1945-50
30.	1,165	Leon Howard	1971-73
31.	1,156	Scott Roth	1982-85
32.	1,148	Ben Brust	2011-14
33.	1,147	James Johnson	1967-69
34.	1,115	Brian Butch	2005-08
35.	1,114	Marcus Landry	2006-09
36.	1,084	Ken Siebel	1961-63
37.	1,077	Tim Locum	1988-91
38.	1,075	Josh Gasser	2011-15
39.	1,066	Larry Petty	1978-81
39.	1,066	Mark Vershaw	1998-01
41.	1,064	Chuck Nagle	1967-69
42.	1,057	Sean Daugherty	1995-98
43.	1,052	Brad Davison	2018-present
44.	1,021	J.J. Weber	1984-87
45.	1,015	Willie Simms	1988-91
46.	1,000	D'Mitrik Trice	2017-present

Big Ten: 1,385, Michael Finley, 1992-95

SCORING AVERAGE

1.	19.6	Clarence Sherrod	1969-71
2.	18.7	Michael Finley	1992-95
3.	18.1	Wes Matthews	1978-80
4.	16.9	Joe Franklin	1966-68
	16.9	Cory Blackwell	1982-84
6.	16.6	Leon Howard	1971-73
7.	16.5	Alando Tucker	2003-07
8.	15.9	James Johnson	1967-69
	15.9	Claude Gregory	1978-81
10.	15.7	Danny Jones	1987-90
11.	15.6	Trent Jackson	1986-89
	15.6	Rashard Griffith	1994-95
13.	15.5	Ricky Olson	1983-86
14.	15.4	Dale Koehler	1973-76
15.	15.3	Ken Siebel	1961-63
	15.3	Ethan Happ	2016-19

17.	14.8	Chuck Nagle	1967-69
	14.8	Devin Harris	2002-04
19.	14.4	Don Rehfeldt	1945-50
	14.4	Tracy Webster	1992-94

Big Ten: 21.1, Clarence Sherrod, 1969-71

FIELD GOALS

1.	880	Ethan Happ	2016-19
2.	798	Alando Tucker	2003-07
3.	739	Michael Finley	1992-95
4.	729	Rick Olson	1983-86
5.	723	Danny Jones	1987-90
6.	656	Claude Gregory	1978-81
7.	605	Nigel Hayes	2014-17
8.	563	Cory Blackwell	1982-84
9.	557	Trent Jackson	1986-89
10.	529	Frank Kaminsky	2012-15

Big Ten: 471, Michael Finley, 1992-95

FIELD GOAL ATTEMPTS

1.	1,681	Michael Finley	1992-95
2.	1,663	Alando Tucker	2003-07
3.	1,618	Ethan Happ	2016-19
3.	1,535	Rick Olson	1983-86
4.	1,492	Claude Gregory	1978-81
5.	1,358	Nigel Hayes	2014-17
6.	1,351	Danny Jones	1987-90
7.	1,234	Cory Blackwell	1982-84
8.	1,230	Clarence Sherrod	1969-71
9.	1,218	Bob Litzow	1956-58
10.	1,215	Jordan Taylor	2009-12

Big Ten: 1,098, Michael Finley, 1992-95

FIELD GOAL PERCENTAGE

(min. 500 attempts)

1.	.573	Patrick Tompkins (306-534)	1988-91
2.	.557	Andy Kowske (359-645)	1998-01
3.	.554	Rashard Griffith (294-531)	1994-95
4.	.545	Willie Simms (391-717)	1988-91
5.	.544	Ethan Happ (880-1618)	2016-19
6.	.535	Danny Jones (723-1351)	1987-90
7.	.527	J.J. Weber (405-768)	1984-87
8.	.522	Frank Kaminsky (529-1013)	2012-15
9.	.512	Joe Chrmelich (465-908)	1977-80
10.	.494	Sam Dekker (499-1011)	2013-15

Big Ten (min. 400 FGAs): .532, Danny Jones (446-839), 1987-90

3-POINT FIELD GOALS

1.	270	Bronson Koenig	2014-17
2.	235	Ben Brust	2011-14
3.	227	Tim Locum	1988-91
4.	217	Kirk Penney	2000-03
5.	213	Michael Finley	1992-95
6.	212	Jason Bohannon	2007-10
7.	193	Trent Jackson	1986-89
8.	187	Devin Harris	2002-04
9.	182	D'Mitrik Trice	2017-present
10.	180	Jordan Taylor	2009-12
11.	175	Trévon Hughes	2007-10
12.	167	Tracy Webster	1992-94
13.	166	Sean Mason	1995-99
14.	163	Kammron Taylor	2004-07
15.	162	Andy Kilbride	1992-95
16.	159	Brad Davison	2018-present
17.	157	Josh Gasser	2011-15
18.	142	Sam Dekker	2013-15
19.	140	Brevin Pritzl	2016-present
20.	120	Jon Bryant	1999-00

Big Ten: 141, Michael Finley, 1992-95

3-POINT FIELD GOAL ATTEMPTS

1.	695	Bronson Koenig	2014-17
2.	631	Michael Finley	1992-95
3.	606	Ben Brust	2011-14
4.	561	Kirk Penney	2000-03
5.	559	Jason Bohannon	2007-10
6.	499	Devin Harris	2002-04
7.	487	Trévon Hughes	2007-10
8.	484	Jordan Taylor	2009-12
9.	481	Tim Locum	1988-91
10.	475	D'Mitrik Trice	2017-present

Big Ten: 413, Michael Finley, 1992-95

3-POINT FIELD GOAL PERCENTAGE

(min. 100 attempts)

1.	.472	Tim Locum (227-481)	1988-91
2.	.449	Trent Jackson (193-430)	1986-89
3.	.431	Brian Good (94-218)	1989-92
4.	.424	Shelton Smith (59-139)	1985-87
5.	.420	Keaton Nankivil (92-219)	2008-11
6.	.419	Clayton Hanson (93-222)	2002-05
7.	.418	Andy Kilbride (162-388)	1992-95
8.	.412	Zach Morley (42-102)	2002-05
9.	.411	Tracy Webster (167-406)	1992-94
10.	.402	Josh Gasser (157-391)	2011-15

Big Ten (min. 100 att.): .454, Tim Locum (128-282), 1988-91; and Trent Jackson (128-282), 1986-89

FREE THROWS

1.	546	Nigel Hayes	2014-17
2.	520	Alando Tucker	2003-07
3.	456	Michael Finley	1992-95
4.	433	Claude Gregory	1978-81
5.	408	Clarence Sherrod	1969-71
	408	Danny Jones	1987-90
7.	394	Mike Wilkinson	2002-05
8.	373	Jordan Taylor	2009-12
9.	369	Ethan Happ	2016-19
10.	362	Devin Harris	2002-04

Big Ten: 302, Michael Finley, 1992-95

FREE THROW ATTEMPTS

1.	820	Nigel Hayes	2014-17
2.	817	Alando Tucker	2003-07
3.	682	Ethan Happ	2016-19
4.	599	Danny Jones	1987-90
5.	593	Michael Finley	1992-95
6.	586	Claude Gregory	1978-81
7.	534	Mike Wilkinson	2002-05
8.	522	Clarence Sherrod	1969-71
9.	477	Jordan Taylor	2009-12
10.	476	Joe Franklin	1966-68

Big Ten: 387, M. Finley, 1992-95; C. Gregory, 1978-81

FREE THROW PERCENTAGE

(min. 175 attempts)

1.	.870	Rick Olson (260-299)	1983-86
2.	.856	Tim Locum (166-194)	1988-91
3.	.848	Jason Bohannon (228-269)	2007-10
4.	.837	Josh Gasser (292-349)	2011-15
5.	.822	Brad Davison (231-281)	2018-present
6.	.817	Wes Matthews (273-334)	1978-80
7.	.814	Bronson Koenig (193-237)	2014-17
8.	.804	Mike Carlin (172-214)	1966-68
9.	.801	Dick Miller (246-307)	1954-56
10.	.795	Kammron Taylor (310-390)	2004-07

Big Ten (min. 100 att.): .874, Rick Olson (166-190), 1983-86

REBOUNDS

1.	1,217	Ethan Happ	2016-19
2.	904	Claude Gregory	1978-81
3.	858	Joe Franklin	1966-68
4.	856	Mike Wilkinson	2002-05
5.	841	Joe Chrnelich	1977-80
6.	806	Kim Hughes	1972-74
7.	802	Nigel Hayes	2014-17
8.	769	Alando Tucker	2003-07
9.	756	Joe Krabbenhoft	2006-09
10.	718	Larry Petty	1978-81
11.	680	Dale Koehler	1973-76
12.	679	Ryan Evans	2010-13
13.	667	Brian Butch	2005-08
14.	666	Frank Kaminsky	2012-15
15.	656	Andy Kowske	1998-01
16.	648	Michael Finley	1992-95
17.	644	Sean Daugherty	1995-98
18.	641	Tom Gwyn	1961-63
19.	592	J.J. Weber	1984-87
20.	586	Cory Blackwell	1982-84

Big Ten: 630, Ethan Happ, 2016-19

REBOUNDING AVERAGE

(min. 500 rebounds)

1.	11.9	Joe Franklin	1966-68
2.	11.2	Kim Hughes	1972-74
3.	10.4	Jack Brens	1962-64
4.	8.9	Tom Gwyn	1961-63
5.	8.8	Ethan Happ	2016-19
6.	8.7	Dale Koehler	1973-76
7.	8.2	Claude Gregory	1978-81
8.	7.8	Kerry Hughes	1972-74
9.	7.7	Joe Chrnelich	1977-80
10.	7.6	Ken Siebel	1961-63
	7.6	Leon Howard	1971-73

Big Ten (min. 350 reb.): 12.4, Joe Franklin, 1966-68

OFFENSIVE REBOUNDS

Offensive rebounds first tracked in 1987-88

1.	360	Ethan Happ	2016-19
2.	314	Alando Tucker	2003-07
3.	311	Mike Wilkinson	2002-05
4.	270	Nigel Hayes	2014-17
5.	240	Andy Kowske	1998-01
6.	231	Joe Krabbenhoft	2006-09
7.	227	Sean Daugherty	1995-98
8.	222	Brian Butch	2005-08
9.	205	Ethan Happ	2016-17
	205	Michael Finley	1992-95

Big Ten: 186, Ethan Happ, 2016-19

ASSISTS

1.	501	Tracy Webster	1992-94
2.	464	Jordan Taylor	2009-12
3.	423	Ethan Happ	2016-19
4.	388	Mike Heineman	1984-87
5.	371	Michael Finley	1992-95
6.	344	Mike Kelley	1998-01
7.	335	Tom Molaski	1986-89
8.	319	Nigel Hayes	2014-17
9.	311	Mark Vershaw	1998-01
10.	307	Traevon Jackson	2012-15
	307	D'Mitrik Trice	2017-present
12.	296	Bronson Koenig	2014-17
13.	295	Devin Harris	2002-04
14.	290	Arnold Gaines	1977-80
15.	284	Josh Gasser	2011-15
16.	278	Michael Flowers	2005-08
17.	277	Trevon Hughes	2007-10
18.	273	Joe Krabbenhoft	2006-09
19.	261	Trent Jackson	1986-89
20.	259	Rick Olson	1983-86

Big Ten: 295, Tracy Webster, 1992-94

ASSIST-TO-TURNOVER RATIO

(min. 100 assists)

1.	3.01 (464-154)	Jordan Taylor	2009-12
2.	2.57 (344-134)	Mike Kelley	1998-01
3.	2.25 (284-126)	Josh Gasser	2011-15
4.	2.08 (250-120)	Travon Davis	1999-02
5.	2.07 (307-148)	D'Mitrik Trice	2017-present
6.	2.03 (388-191)	Mike Heineman	1984-87
7.	1.92 (296-154)	Bronson Koenig	2014-17
8.	1.90 (501-263)	Tracy Webster	1992-94
9.	1.86 (335-180)	Tom Molaski	1986-89
10.	1.79 (138-77)	Boo Wade	2003-04

Big Ten: 3.00 (237-79), Jordan Taylor, 2009-2012

STEALS

1.	275	Mike Kelley	1998-01
2.	217	Ethan Happ	2016-19
3.	183	Tracy Webster	1992-94
4.	177	Trévon Hughes	2007-10
5.	171	Michael Flowers	2005-08
6.	169	Mike Wilkinson	2002-05
7.	168	Michael Finley	1992-95
8.	164	Devin Harris	2002-04
9.	151	Trent Jackson	1986-89
10.	133	Hennssy Auriantal	1996-99
	133	Nigel Hayes	2014-17
12.	131	Claude Gregory	1978-81
13.	113	Wes Matthews	1978-80
14.	111	Ty Calderwood	1997-99
15.	110	Tom Molaski	1986-89
16.	110	Zak Showalter	2013-17
17.	104	Alando Tucker	2003-07
18.	102	Rick Olson	1983-86
	102	Jordan Taylor	2009-12
	101	Cory Blackwell	1982-84

Big Ten: 138, Mike Kelley, 1998-01

BLOCKED SHOTS

1.	154	Ethan Happ	2016-19
2.	153	Frank Kaminsky	2012-15
3.	144	Jared Berggren	2009-13
	144	Nate Reuvers	2018-present
5.	124	Rashard Griffith	1994-95
6.	120	Brad Sellers	1982-83
7.	117	Mike Wilkinson	2002-05

8.	102	Kurt Portmann	1987-90
9.	99	Marcus Landry	2006-09
10.	96	Greg Stiemsma	2005-08
11.	95	J.J. Weber	1984-87
12.	92	Louis Ely	1991-93
13.	86	Andy Kowske	1998-01
14.	85	Jon Leuer	2008-11
15.	83	Ryan Evans	2010-13
	83	Khalil Iverson	2016-19
17.	78	Michael Finley	1992-95
18.	77	Keaton Nankivil	2008-11
19.	76	Brian Butch	2005-08
20.	71	Sam Okey	1996-98

Big Ten: 84, Ethan Happ, 2016-19

WINS (played in)

1.	117	Josh Gasser	2011-15
2.	115	Nigel Hayes	2014-17
3.	114	Frank Kaminsky	2012-15
	114	Bronson Koenig	2014-17
5.	100	Joe Krabbenhoft	2006-09
6.	99	Alando Tucker	2003-07
	99	Trévon Hughes	2007-10
8.	98	Ryan Evans	2010-13
9.	97	Brian Butch	2005-08
10.	95	Marcus Landry	2006-09
	95	Jordan Taylor	2009-12

WIN PCT (games played in)

(min. 80 games)

1.	.866 (84-13)	Duje Dukan	2011-15
2.	.853 (81-14)	Greg Stiemsma	2005-08
3.	.792 (114-30)	Frank Kaminsky	2012-15
4.	.791 (117-31)	Josh Gasser	2011-15
5.	.788 (89-24)	Sam Dekker	2013-15
6.	.787 (70-19)	Jason Chappell	2003-07
7.	.785 (95-26)	Marcus Landry	2006-09
8.	.782 (97-27)	Brian Butch	2005-08
9.	.770 (114-34)	Bronson Koenig	2014-17
10.	.767 (115-35)	Nigel Hayes	2014-17
	.767 (99-30)	Zak Showalter	2013-17

GAMES PLAYED

1.	150	Nigel Hayes	2014-17
2.	148	Josh Gasser	2011-15
	148	Bronson Koenig	2014-17
4.	144	Frank Kaminsky	2012-15
5.	139	Ethan Happ	2016-19
6.	138	Ryan Evans	2009-13
7.	136	Joe Krabbenhoft	2006-09
	136	Jordan Taylor	2009-12
9.	135	Jason Bohannon	2007-10
	135	Khalil Iverson	2016-19

Big Ten: 74, Ethan Happ, 2016-19

GAMES STARTED

1.	144	Josh Gasser	2011-15
2.	139	Ethan Happ	2016-19
3.	126	Alando Tucker	2003-07
4.	116	Mike Kelley	1998-01
5.	112	Rick Olson	1983-86
	112	Michael Finley	1992-95
	112	Nigel Hayes	2014-17
8.	109	Danny Jones	1987-90
	109	Andy Kowske	1998-01
10.	108	Joe Chrnelich	1977-80

Big Ten: 74, Ethan Happ, 2016-19

MINUTES PLAYED

1.	4,774	Josh Gasser	2011-15
2.	4,446	Nigel Hayes	2014-17
3.	4,297	Alando Tucker	2003-07
4.	4,115	Ethan Happ	2016-19
5.	4,075	Bronson Koenig	2014-17
6.	4,023	Mike Wilkinson	2002-05
7.	3,962	Rick Olson	1983-86
8.	3,950	Jordan Taylor	2009-12
9.	3,945	Michael Finley	1992-95
10.	3,759	Jason Bohannon	2007-10
11.	3,712	Mike Kelley	1998-01
12.	3,623	Danny Jones	1987-90
13.	3,466	Mark Vershaw	1998-01
14.	3,438	Trevon Hughes	2007-10
15.	3,416	Kirk Penney	2000-03
16.	3,410	Claude Gregory	1978-81
17.	3,392	Larry Petty	1978-81
18.	3,356	Devin Harris	2002-04
19.	3,118	Andy Kowske	1998-01
20.	3,103	Kammron Taylor	2004-07

Big Ten: 2,588, Michael Finley, 1992-95

SEASON

POINTS

1.	732	Frank Kaminsky	2015
2.	716	Alando Tucker	2007
3.	624	Devin Harris	2004
4.	621	Jon Leuer	2011
5.	620	Michael Finley	1993
6.	617	Jordan Taylor	2011
7.	611	Danny Jones	1989
8.	592	Michael Finley	1994
9.	590	Ethan Happ	2018
10.	589	Ethan Happ	2019
11.	588	Alando Tucker	2006
12.	574	Trent Jackson	1989
13.	571	Rick Olson	1986
14.	570	Clarence Sherrod	1971
15.	556	Sam Dekker	2015
16.	554	Michael Finley	1995
17.	551	Nigel Hayes	2016
18.	550	Claude Gregory	1981
19.	549	Wes Matthews	1980
20.	548	Danny Jones	1990

Big Ten: 417, Michael Finley, 1993

SCORING AVERAGE

1.	23.8	Clarence Sherrod	1971
2.	22.7	Joe Franklin	1968
3.	22.4	Clarence Sherrod	1970
4.	22.1	Michael Finley	1993
5.	20.5	Michael Finley	1995
6.	20.4	Claude Gregory	1981
	20.4	Rick Olson	1986
	20.4	Danny Jones	1989
	20.4	Michael Finley	1994
10.	20.2	Dick Cable	1955

Big Ten: 24.8, Clarence Sherrod, 1970

REBOUNDS

1.	344	Jim Clinton	1951
2.	342	Ethan Happ	2019
3.	334	Joe Franklin	1968
4.	332	Ethan Happ	2017
5.	320	Frank Kaminsky	2015
6.	306	Jack Brens	1963
7.	301	Kim Hughes	1973
8.	290	Paul Morrow	1952
9.	289	Joe Franklin	1967
10.	281	Rashard Griffith	1995
11.	278	Ethan Happ	2016
12.	270	James Gregory	1977
13.	267	Tom Gwyn	1963
14.	266	Kim Hughes	1974
15.	265	Albert Henry	1970
	265	Ethan Happ	2018
17.	264	Patrick Tompkins	1991
18.	263	Dale Koehler	1976
19.	257	Ryan Evans	2013
20.	254	Glen Richgels	1971
	254	Claude Gregory	1980
.	254	Brad Sellers	1982

Big Ten: 222, Jim Clinton, 1951

REBOUNDING AVERAGE

1.	15.6	Jim Clinton	1951
2.	13.9	Joe Franklin	1968
3.	13.2	Paul Morrow	1952
4.	12.8	Jack Brens	1963
5.	12.5	Kim Hughes	1973
6.	12.0	Joe Franklin	1967
7.	11.3	Ab Nicholas	1951
8.	11.1	Tom Gwyn	1963
	11.1	Kim Hughes	1974
10.	11.0	Albert Henry	1970

Big Ten: 15.8, Jim Clinton, 1951

OFFENSIVE REBOUNDS

(Offensive rebounds first tracked in 1987-88)

1.	117	Ethan Happ	2017
2.	88	Jared Berggren	2013
	88	Ethan Happ	2016
4.	86	Alando Tucker	2003
5.	85	Nigel Hayes	2015
6.	83	Mike Wilkinson	2005
7.	82	Nigel Hayes	2017
8.	81	Sam Okey	1997
	81	Andy Kowske	2000
	81	Frank Kaminsky	2014

Big Ten: 58, Sam Okey, 1997

FIELD GOALS

1.	267	Frank Kaminsky	2015
2.	257	Ethan Happ	2019
3.	256	Alando Tucker	2007
4.	242	Ethan Happ	2018
5.	237	Rick Olson	1986
6.	231	Danny Jones	1989
7.	227	Jon Leuer	2011
8.	223	Michael Finley	1993
9.	222	Alando Tucker	2006
10.	218	Ethan Happ	2017

Big Ten: 149, Rick Olson, 1986

FIELD GOAL ATTEMPTS

1.	545	Alando Tucker	2007
2.	519	Clarence Sherrod	1971
3.	505	Don Rehfeldt	1950
4.	490	Alando Tucker	2006
5.	488	Frank Kaminsky	2015
6.	485	Rick Olson	1986
	485	Ethan Happ	2019
8.	483	Jon Leuer	2011
9.	478	Michael Finley	1993
10.	470	Michael Finley	1995

Big Ten: 335, Michael Finley, 1995

FIELD GOAL PERCENTAGE

(min. 100 attempts)

1.	.636	Patrick Tompkins (164-258)	1991
2.	.611	Louis Ely (80-131)	1993
3.	.592	Jeff Petersen (93-157)	1994
4.	.586	Ethan Happ (218-372)	2017
5.	.583	Andy Kowske (137-235)	2000
6.	.574	Andy Kowske (85-148)	1999
7.	.573	Willie Simms (153-267)	1991
8.	.570	Al Rudd (81-142)	1976
	.570	Danny Jones (176-309)	1988
10.	.566	Rashard Griffith (167-295)	1995

Big Ten: .591 Patrick Tompkins (94-159), 1991

3-POINT FIELD GOALS

1.	103	Bronson Koenig	2017
2.	96	Ben Brust	2014
3.	83	Bronson Koenig	2016
4.	79	Ben Brust	2013
5.	78	Sean Mason	1999
6.	76	D'Mitrik Trice	2019
7.	75	Tracy Webster	1992
	75	Devin Harris	2004
	75	Jordan Taylor	2011
10.	74	Trent Jackson	1988
	74	Jon Bryant	2000
	74	Trévon Hughes	2010

Big Ten: 53, Tracy Webster, 1992

3-POINT FIELD GOAL ATTEMPTS

1.	263	Bronson Koenig	2017
2.	244	Ben Brust	2014
3.	213	Bronson Koenig	2016
4.	208	Sean Mason	1999
5.	204	Michael Finley	1995
6.	203	Ben Brust	2013
7.	201	Devin Harris	2004
8.	200	Jon Bryant	2000
9.	195	D'Mitrik Trice	2019
10.	185	Trévon Hughes	2010

Big Ten: 126, Michael Finley, 1993

3-POINT FIELD GOAL PERCENTAGE

(min. 60 attempts)

1.	.490	Tracy Webster (75-153)	1992
2.	.486	Tim Locum (54-111)	1989
3.	.485	Tim Locum (65-134)	1991
4.	.475	Mike Heineman (29-61)	1987
5.	.469	Tim Locum (67-143)	1990

6.	.458	Brian Good (38-83)	1992
	.458	Andy Kilbride (49-107)	1993
8.	.457	Keaton Nankivil (59-129)	2011
9.	.455	Clayton Hanson (55-121)	2005
10.	.452	Josh Gasser (42-93)	2012

Big Ten (min. 40 3FGAs): .535, Brevin Pritzl (23-43), 2019

FREE THROWS

1.	190	Nigel Hayes	2016
2.	171	Devin Harris	2004
3.	168	Clarence Sherrod	1970
4.	164	Alando Tucker	2007
5.	156	Frank Kaminsky	2015
6.	154	Jordan Taylor	2011
7.	152	Claude Gregory	1981
8.	149	Danny Jones	1989
9.	148	Clarence Sherrod	1970
10.	145	Dick Miller	1956

Big Ten: 115, Clarence Sherrod, 1970

FREE THROW ATTEMPTS

1.	258	Nigel Hayes	2016
2.	249	Alando Tucker	2007
3.	233	Alando Tucker	2006
4.	230	Nigel Hayes	2017
5.	216	Devin Harris	2004
6.	210	Joe Franklin	1968
7.	202	Clarence Sherrod	1970
	202	Claude Gregory	1981
9.	200	Clarence Sherrod	1971
	200	Frank Kaminsky	2015

Big Ten: 146, Joe Franklin, 1968

FREE THROW PERCENTAGE

(min. 50 made)

1.	.905	Brian Good (57-63)	1990
	.905	Bronson Koenig (57-63)	2017
3.	.899	Ben Brust (80-89)	2014
4.	.894	Rick Olson (59-66)	1984
5.	.890	Rick Olson (72-82)	1985
6.	.888	Wes Matthews (127-143)	1980
7.	.882	Rick Olson (97-110)	1986
8.	.873	Jason Bohannon (62-71)	2010
9.	.868	Josh Gasser (118-136)	2014
10.	.867	Jason Bohannon (72-83)	2008

Big Ten (min. 40 FTs): .957, Jason Bohannon (45-47), 2008

CONSECUTIVE FREE THROWS MADE

1.	39	Jason Bohannon	2008
2.	35	Wes Matthews	1980
3.	30	Rick Olson	1984
4.	28	Brad Sellers	1983
	28	Tracy Webster	1993
6.	27	Dick Miller	1956
7.	26	Clarence Sherrod	1970
	26	Jon Leuer	2011
9.	25	Roy Boone	2001
10.	24	Brian Good	1992
	24	Zak Showalter	2016

ASSISTS

1.	179	Tracy Webster	1993
2.	171	Tracy Webster	1994
3.	161	Jordan Taylor	2011
4.	153	Ethan Happ	2019
5.	151	Tracy Webster	1992
	151	Traevon Jackson	2014
7.	147	Jordan Taylor	2012
8.	141	Devin Harris	2004
9.	137	Mike Heineman	1987
10.	131	D'Mitrik Trice	2020

Big Ten: 114, Tracy Webster, 1993

ASSIST-TO-TURNOVER RATIO

(min. 50 assists)

1.	4.30	Mike Kelley	1999
2.	3.83	Jordan Taylor	2011
3.	3.33	Josh Gasser	2015
4.	3.26	Mike Kelley	2000
5.	3.03	Jordan Taylor	2010
6.	2.97	Bronson Koenig	2015
7.	2.63	Jordan Taylor	2012
8.	2.50	Josh Gasser	2011
9.	2.47	D'Mitrik Trice	2020
10.	2.38	Tracy Webster	1994

Big Ten: 6.25, Mike Kelley, 1999

STEALS

1.	95	Mike Kelley	2000
2.	69	Tracy Webster	1994
3.	67	Ethan Happ	2017
4.	66	Tracy Webster	1993
5.	65	Devin Harris	2003
6.	63	Ty Calderwood	1997
	63	Ethan Happ	2016
8.	62	Mike Kelley	1999
	62	Trevon Hughes	2008
10.	60	Mike Kelley	2001

Big Ten: 46, Tracy Webster, 1993

BLOCKED SHOTS

1.	73	Jared Berggren	2013
2.	68	Brad Sellers	1983
3.	66	Rashard Griffith	1994
	66	Frank Kaminsky	2014
5.	60	Jared Berggren	2012
	60	Nate Reuvers	2019
7.	58	Rashard Griffith	1995
	58	Nate Reuvers	2020
9.	57	Frank Kaminsky	2015
10.	52	Brad Sellers	1982

Big Ten: 44, Rashard Griffith, 1995

GAMES PLAYED

1.	40	Sam Dekker, Josh Gasser, Nigel Hayes, Bronson Koenig, 2015
----	----	------------------------------------------------------------

GAMES STARTED

1.	40	Sam Dekker, Josh Gasser, Nigel Hayes, 2015
----	----	--------------------------------------------

MINUTES PLAYED

1.	1,320	Josh Gasser	2015
2.	1,318	Ben Brust	2014
	1,318	Nigel Hayes	2015
4.	1,311	Frank Kaminsky	2015
5.	1,297	Jordan Taylor	2012
6.	1,270	Josh Gasser	2014
7.	1,263	Nigel Hayes	2016
8.	1,241	Jordan Taylor	2011
9.	1,239	Sam Dekker	2015
10.	1,227	Josh Gasser	2012

Big Ten: 693, Trent Jackson, 1989

MINUTES PER GAME

1.	37.3	Cory Blackwell	1984
2.	37.0	Michael Finley	1995
3.	36.9	Trent Jackson	1988
4.	36.8	Jason Bohannon	2010
5.	36.6	Trent Jackson	1989
	36.6	Claude Gregory	1981
7.	36.5	Wes Matthews	1979
	36.5	Jordan Taylor	2011
9.	36.4	Patrick Tompkins	1991
10.	36.3	Devin Harris	2004

Big Ten: 38.5, Cory Blackwell, 1984, Trent Jackson, 1989

SINGLE GAME

POINTS

1.	43	Frank Kaminsky vs. N. Dakota	11/19/13
	42	Ken Barnes vs. Indiana	3/8/65
	42	Michael Finley at E. Michigan	12/10/94
4.	39	Rick Olson vs. Michigan	1/14/84
	39	Jordan Taylor at Indiana	3/3/11
5.	38	Joe Franklin vs. Michigan St.	1/16/68
	38	Dale Koehler vs. Iowa	2/1/75
	38	Devin Harris vs. Minnesota	2/4/04
	38	Alando Tucker vs. E. Kent.	11/19/05
10.	37	Chuck Nagle vs. Michigan	3/4/67

POINTS IN A HALF

1.	33	Michael Finley (2nd) at E. Mich.	12/10/94
2.	28	Dale Koehler (2nd) at Michigan	2/2/76
3.	27	Marty Gharrity (2nd) vs. Loyola	12/12/59
	27	Kirk Penney (2nd) at Minnesota	2/16/02
5.	25	Michael Finley (1st) vs. Mich. St.	2/2/94
6.	24	Tracy Webster (2nd) vs. Missouri St.	11/25/91
	24	Devin Harris (2nd) vs. Minnesota	2/4/04
8.	23	Ken Barnes (1st) vs. Indiana	3/8/65
	23	Joe Franklin (2nd) vs. Illinois	3/11/67
	23	Clarence Sherrod (2nd) at Iowa	2/10/70
	23	Rick Olson (1st) vs. Michigan	1/14/83
	23	Brad Davison (2nd) vs. Mich, St.	2/25/18

REBOUNDS

1.	30	Paul Morrow vs. Purdue	1/3/53
2.	27	Joe Franklin vs. Purdue	3/2/68
3.	26	Mark Zubor vs. Gonzaga	12/17/63
4.	25	Joe Chnelich vs. St. Mary's	12/2/76
5.	23	Curt Mueller vs. Northwestern	3/3/56
	23	Jack Brens vs. St. John's	1/26/63
	23	Ken Barnes vs. Indiana	3/8/65
	23	Joe Franklin at Illinois	12/19/66
9.	22	Jack Brens vs. Illinois	2/11/63
	22	Kerry Hughes vs. Iowa	2/9/74

FIELD GOALS

1.	17	Rick Olson vs. San Fran. St.	12/2/85
	17	Michael Finley at E. Michigan	12/10/94
3.	16	Bob Litzow vs. Indiana	2/10/58
	16	Frank Kaminsky vs. N. Dakota	11/19/13
	16	Ethan Happ at Marquette	12/8/18

FIELD GOAL ATTEMPTS

1.	37	Don Rehfeldt vs. Iowa	2/28/49
2.	32	Don Rehfeldt vs. Iowa	2/18/50
	32	Bob Litzow vs. Indiana	2/10/58
4.	31	Don Rehfeldt at UCLA	12/23/48
	31	Michael Finley at E. Michigan	12/10/94
6.	30	Bob Litzow at Ohio State	1/14/56

FIELD GOAL PERCENTAGE

(min. 10 attempts)

1.	.923	Al Henry (12-13) vs. Minnesota	1/13/70
2.	.909	Scott Roth (10-11) at N. Mexico	12/29/84
	.909	Larry Hisle (10-11) vs. Tex-Arl.	12/22/90
4.	.900	Larry Petty (9-10) vs. Illinois	1/18/79
	.900	Trent Jackson (9-10) vs. N'western	1/30/88
	.900	Willie Simms (9-10) vs. Iowa	1/11/90
	.900	Patrick Tompkins (9-10) at Oregon	11/24/90
	.900	Carlton McGee (9-10) vs. Michigan	2/26/92

3-POINT FIELD GOALS

1.	8	Bronson Koenig vs. Va. Tech	3/16/17
	8	Brad Davison at Nebraska	2/15/20
3.	7	Trent Jackson at Ohio State	1/17/87
	7	Tim Locum vs. Butler	12/5/87
	7	Tim Locum vs. Rollins	12/15/89
	7	Larry Hisle vs. UT-Arlington	12/22/90
	7	Michael Finley at Michigan	1/29/94
	7	Tracy Webster vs. Missouri	3/19/94
	7	Michael Finley at E. Michigan	12/10/94
	7	Jon Bryant vs. Fresno State	3/16/00
	7	Keaton Nankivil at Purdue	1/28/10
	7	Jason Bohannon vs. Indiana	2/13/10
	7	Jordan Taylor at Indiana	3/3/11
	7	Ben Brust vs. BYU	11/26/11
	7	Ben Brust vs. UNLV	12/10/11
	7	Rob Wilson vs. Indiana	3/10/12
	7	D'Mitrik Trice vs. Oklahoma	11/22/18

3-POINT FIELD GOAL ATTEMPTS

1.	20	Devin Harris vs. Temple	12/3/01
2.	17	Bronson Koenig vs. Va. Tech	3/16/17
3.	16	Michael Finley at E. Michigan	12/10/94
4.	14	Bronson Koenig at Oklahoma	11/29/15
5.	13	Michael Finley at Minnesota	2/18/93
	13	Tracy Webster vs. Missouri	3/19/94
	13	Trevon Hughes at Minnesota	2/18/10

3-POINT FIELD GOAL PERCENTAGE

(min. 6 attempts)

1.	1.000	Larry Hisle (7-7) vs. UT-Arl.,	12/22/90
	1.000	Ben Brust (7-7) vs. UNLV,	12/10/11
	1.000	Frank Kaminsky (6-6) vs. N. Dak.,	11/19/13
4.	.875	Keaton Nankivil (7-8) at Purdue,	1/28/10
	.875	Jordan Taylor (7-8) at Indiana,	3/3/11
	.875	D'Mitrik Trice (7-8) vs. Oklahoma,	11/22/18

FREE THROWS

1.	17	Dale Koehler vs. Loyola (Chi.)	12/6/75
	17	Nigel Hayes vs. Indiana	1/26/16
3.	16	Devin Harris vs. Ohio State	2/14/04
	16	Jordan Taylor vs. Illinois	1/15/11
5.	15	Paul Morrow at Michigan	2/21/53
	15	Bill Pearson at Northwestern	2/18/78
	15	Michael Finley vs. Michigan	2/11/95
	15	Paul Grant vs. Iowa	2/26/97
	15	Alando Tucker vs. Bucknell	3/20/05

FREE THROW ATTEMPTS

1.	24	Paul Morrow at Michigan	2/21/53
2.	23	Dale Koehler vs. Loyola (Chi.)	12/6/75
3.	22	Nigel Hayes vs. Indiana	1/26/16
4.	19	Joe Franklin vs. Michigan	1/10/67
	19	Willie Simms vs. Minnesota	1/7/91
	19	Ethan Happ vs. Nebraska	1/29/18

FREE THROW PERCENTAGE

(min. 10 attempts)

1.	1.000	Paul Grant (15-15) vs. Iowa	2/26/97
	1.000	Rick Olson (14-14) vs. Purdue	2/13/86
	1.000	Sean Mason (13-13) at Ohio St.	1/3/98
	1.000	Seven players tied at 12-12	
	1.000	Six players tied at 11-11	
	1.000	Seven players tied at 10-10	

ASSISTS

1.	13	Wes Matthews vs. Army	12/30/79
	13	Tracy Webster vs. Michigan	2/26/92
3.	12	Tracy Webster vs. Coastal Car.	12/7/92
	12	Mike Kelley vs. Maryland	11/29/00
	12	Ethan Happ vs. Coppin St.	11/7/18
6.	11	Dick Cable vs. California	12/26/52
	11	Jim Smith at Northwestern	2/19/77
	11	Joe Chnelich vs. Canisius	12/3/77
	11	Wes Matthews at N'western	2/24/79
	11	Mike Heineman vs. N'western	3/9/85

STEALS

1.	10	Michael Finley vs. Purdue	2/13/93
	10	Mike Kelley vs. Texas	12/7/99
3.	9	Mike Heineman vs. Morgan St.	11/25/84
4.	8	Mike Kelley at Illinois State	12/5/98
5.	6	Eight players tied, MR: Ethan Happ vs. Illinois, 2/21/16	

BLOCKED SHOTS

1.	9	Brad Sellers vs. Toledo	11/29/82
	9	Nate Reuvers vs. Stanford	11/21/18
	9	Nate Reuvers vs. E. Illinois	11/8/19
3.	8	Kim Hughes vs. Rollins	12/1/73

4.	7	Brad Sellers vs. Minnesota	1/21/82
	7	Brad Sellers vs. Ball State	12/8/82
	7	Jared Berggren vs. Montana	3/15/12
	7	Jared Berggren vs. Iowa	2/6/13
	7	Frank Kaminsky vs. Green Bay	11/19/14

MINUTES PLAYED

1.	53	Tom Molaski vs. Indiana	2/16/87
2.	51	Joe Chernelich vs. Michigan St.	1/29/77
3.	50	Mike Heineman vs. Indiana	2/16/87
	50	Bob Falk vs. Michigan State	1/29/77
5.	46	Trent Jackson vs. Indiana	2/16/87

TRIPLE-DOUBLES

POINTS, REBOUNDS & ASSISTS

Josh Gasser at N'western	...	(10, 12, 10)	...1/23/11
Ethan Happ vs. Coppin St.	...	(10, 11, 12)	...11/7/18
Ethan Happ vs. N'western	...	(13, 12, 11)	...1/26/19

DOUBLE-DOUBLES

POINTS & REBOUNDS (CAREER)

Player	Years	No.
Ethan Happ	2016-19	52
Joe Franklin	1966-68	47
Kim Hughes	1972-74	39
Claude Gregory	1978-81	32
Dale Koehler	1973-76	31
Jack Brens	1962-64	27
Rashard Griffith	1994-95	24
Paul Morrow	1952-54	23
Joe Chernelich	1977-80	22

POINTS & REBOUNDS (SEASON)

Player	Season	No.
Joe Franklin	1967-68	21
Ethan Happ	2018-19	21
Kim Hughes	1972-73	16
Joe Franklin	1966-67	16
Jack Brens	1962-63	16
Rashard Griffith	1994-95	15
Dale Koehler	1975-76	15
James Gregory	1976-77	14
Frank Kaminsky	2014-15	14
Kim Hughes	1973-74	13

POINTS & STEALS (SINGLE GAME)

Michael Finley vs. Purdue (33-10)	...	2/13/93
-----------------------------------	-----	---------

POINTS & ASSISTS (SINGLE GAME)

James Smith at Northwestern (10-11)	...	2/19/77
Wes Matthews at Northwestern (23-11)	...	2/24/79
Dan Hastings vs. Michigan St. (14-10)	...	3/3/79
Wes Matthews vs. Army (18-13)	...	12/30/79
Willie Simms vs. Ohio State (14-10)	...	2/14/91
Tracy Webster vs. Coastal Car. (20-12)	...	12/7/91
Tracy Webster vs. Illinois (33-10)	...	2/20/92
Tracy Webster vs. Michigan (10-13)	...	2/26/92
Tracy Webster vs. Detroit (22-10)	...	12/23/92
Tracy Webster vs. Northwestern (27-10)	...	2/3/93
Tracy Webster vs. Milwaukee (17-10)	...	11/27/93
Tracy Webster at Loyola-Mrymnt (12-10)	...	12/4/93
Josh Gasser at Northwestern (10-10)	...	1/23/11
Jordan Taylor vs. Green Bay (15-10)	...	12/7/11
Ethan Happ vs. Coppin State (10-12)	...	11/7/18
Ethan Happ vs. Northwestern (13-11)	...	1/26/19

REBOUNDS & ASSISTS (SINGLE GAME)

Josh Gasser at N'western (10, 12, 10)	...	1/23/11
Nigel Hayes vs. Syracuse (11-10)	...	11/29/16
Ethan Happ vs. Coppin State (10, 11, 12)	...	11/7/18
Ethan Happ vs. Northwestern (12-11)	...	1/26/19

AVG. DOUBLE-DOUBLE FOR ENTIRE SEASON

Player	Season	Pts.	Reb.
Ethan Happ	2018-19	17.3	10.1
Rashard Griffith	1994-95	17.2	10.8
James Gregory	1976-77	15.9	10.0
Dale Koehler	1975-76	19.4	10.1
Dale Koehler	1974-75	18.2	10.1
Kim Hughes	1973-74	15.3	11.1
Kim Hughes	1972-73	13.8	12.5
Glen Richgels	1970-71	12.1	10.6
Al Henry	1969-70	15.0	11.0
Joe Franklin	1967-68	22.7	13.9
Joe Franklin	1966-67	16.1	12.0
Jack Brens	1962-63	17.8	12.8
Tom Gwyn	1962-63	10.9	11.1
Paul Morrow	1951-52	12.5	13.2
Jim Clinton	1950-51	12.2	15.6
Ab Nicholas	1950-51	16.6	11.3

FRESHMAN (SEASON)

GAMES PLAYED

- 38 Nigel Hayes, 2014
- 37 Bronson Koenig, 2014
37 D'Mitrik Trice, 2017
- 35 Frank Kaminsky, 2012
- 35 Sam Dekker, 2013
- 35 Ethan Happ, 2016
- 34 Kirk Penney, 2000
- 34 Josh Gasser, 2011
- 34 Khalil Iverson, 2016
- 34 Kobe King, 2019

GAMES STARTED

- 35 Ethan Happ, 2016
- 32 Sam Okey, 1996
- 32 Devin Harris, 2002
- 30 Josh Gasser, 2011
- 29 Mike Kelley, 1998
29 Brad Davison, 2018
- 28 Rick Olson, 1983
- 28 Michael Finley, 1992

MINUTES PLAYED

- 1,094 Devin Harris, 2002
- 1,028 Brad Davison, 2018**
- 1,024 Sam Okey, 1996
- 1,016 Alando Tucker, 2003
- 982 Ethan Happ, 2016
- 979 Rick Olson, 1983
- 964 Brad Sellers, 1982

POINTS

- 434 Ethan Happ, 2016
- 429 James Gregory, 1977
- 423 Sam Okey, 1996
- 398 Brad Davison, 2018**
- 394 Devin Harris, 2002
- 385 Alando Tucker, 2003
- 381 Michael Finley, 1992

SCORING AVERAGE

- 15.9 James Gregory, 1977
- 14.5 Wes Matthews, 1978
- 14.0 Brad Sellers, 1982
- 13.9 Rashard Griffith, 1994
- 13.5 Cory Blackwell, 1982

FIELD GOALS

- 167 Brad Sellers, 1982
- 166 James Gregory, 1977
- 163 Ethan Happ, 2016
- 151 Sam Okey, 1996
- 147 Cory Blackwell, 1982

FIELD GOAL ATTEMPTS

- 403 James Gregory, 1977
- 351 Brad Sellers, 1982
- 343 Sam Okey, 1996
- 330 Cory Blackwell, 1982
- 326 Rick Olson, 1983

FIELD GOAL PERCENTAGE

(min. 100 attempts)

- .570 Al Rudd (81-142), 1976
- .558 Danny Jones (101-181), 1987
- .538 Rashard Griffith (127-236), '94
- .538 Ethan Happ (163-303), 2016
- .537 Joe Chernelich (122-227), '77

3-POINT FIELD GOALS

- 60 Brad Davison, 2018**
- 59 Devin Harris, 2002
- 50 Sam Dekker, 2013
- 49 Jeremy Hall, 1996
- 45 Aleem Ford, 2018**
- 41 Tim Locum, 1988
- 38 D'Mitrik Trice, 2017**
- 35 Hennssy Auriantal, 1996

3-POINT FIELD GOAL ATTEMPTS

- 169 Brad Davison, 2018**
- 161 Devin Harris, 2002
- 132 Jeremy Hall, 1996
- 128 Sam Dekker, 2013
- 110 Aleem Ford, 2018**
- 93 Tim Locum, 1988
- 91 D'Mitrik Trice, 2017**
- 88 Hennssy Auriantal, 1996

3-POINT FIELD GOAL PCT.

(min. 60 attempts)

- .441 Tim Locum (41-93), 1988
- .418 D'Mitrik Trice (38-91), 2017**
- .409 Aleem Ford (45-110), 2018**
- .398 Hennssy Auriantal (35-88), '96
- .391 Sam Dekker (50-128), 2013
- .371 Jeremy Hall (49-132), 1996
- .366 Devin Harris (59-161), 2002
- .365 Jason Bohannon (27-74), 2007

FREE THROWS

- 108 Ethan Happ, 2016
- 101 Devin Harris, 2002
- 100 Sam Okey, 1996
- 97 James Gregory, 1977
- 96 Nigel Hayes, 2014
- 95 Michael Finley, 1991
- 94 Rashard Griffith, 1994

FREE THROW ATTEMPTS

- 168 Ethan Happ, 2016
- 164 Nigel Hayes, 2014
- 162 Rashard Griffith, 1994
- 142 Sam Okey, 1996
- 139 James Gregory, 1977
- 130 Devin Harris, 2002
- 130 Alando Tucker, 2003

FREE THROW PERCENTAGE

(min. 50 made)

- .818 Brad Davison (90-110), '18**
- .777 Devin Harris (101-130), '02
- .756 Mike Wilkinson (93-123), '02
- .742 Michael Finley (95-128), '92
- .707 Claude Gregory (70-99), '78
- .704 Sam Okey (100-142), '96

REBOUNDS

- 278 Ethan Happ, 2016
- 270 James Gregory, 1977
- 254 Brad Sellers, 1982
- 238 Joe Chernelich, 1977
- 218 Sam Okey, 1996
- 212 Rashard Griffith, 1994

REBOUNDING AVERAGE

- 10.0 James Gregory, 1977
- 9.4 Brad Sellers, 1982
- 8.8 Joe Chernelich, 1977
- 8.5 Rashard Griffith, 1994
- 7.9 Ethan Happ, 2016
- 6.8 Sam Okey, 1996

ASSISTS

- 100 Sam Okey, 1996
- 93 Arnold Gaines, 1977
- 93 Carl Golston, 1982
- 85 Michael Finley, 1992
- 83 Rick Olson, 1983
- 83 Brad Davison, 2018**

BLOCKED SHOTS

- 66 Rashard Griffith, 1994
- 52 Brad Sellers, 1982
- 42 Sam Okey, 1996
- 32 Ethan Happ, 2016
- 26 Nate Reuvers, 2018**
- 24 Michael Finley, 1992
- 21 Claude Gregory, 1978

STEALS

- 63 Ethan Happ, 2016
- 58 Mike Kelley, 1998
- 43 Hennssy Auriantal, 1996
- 43 Devin Harris, 2002
- 40 Mike Wilkinson, 2002
- 40 Brad Davison, 2018**
- 35 Sam Okey, 1996

FRESHMEN DEBUTS

(Top freshmen performances in the first game of the season; non-starters in italics)

MOST POINTS

Pts.	Player	Opponent	Date
27	Rashard Griffith	UW-Milwaukee	11/27/93
21	<i>Josh Gasser</i>	<i>Prairie View A&M</i>	11/14/10
20	Devin Harris	UNLV	11/17/01
16	Brian Colbert	Ohio University	11/30/74
16	Cory Blackwell	Illinois-Chicago	12/4/81
15	Carl Golston	Illinois-Chicago	12/4/81
15	<i>Michael Finley</i>	<i>Loyola-Chicago</i>	11/23/91

MOST REBOUNDS

Reb.	Player	Opponent	Date
15	Larry Petty	UW-Milwaukee	12/1/77
12	Rashard Griffith	Wright State	11/27/93
11	<i>Al Rudd</i>	<i>DePauw</i>	11/29/75
10	James Gregory	at Kentucky	11/27/76
9	<i>Robert Barnes</i>	<i>vs. Morgan State</i>	11/25/84
9	<i>Otto McDuffie</i>	<i>at Loyola-Chicago</i>	12/1/92
9	<i>Josh Gasser</i>	<i>Prairie View A&M</i>	11/14/10

MOST ASSISTS

Ast.	Player	Opponent	Date
8	Brian Colbert	Ohio University	11/30/74
6	Rick Olson	Washington State	11/27/82
6	Rashard Griffith	Wright State	11/27/93
5	Carl Golston	Illinois-Chicago	12/4/81
4	James Smith III	DePauw	11/29/75
4	<i>James Smith</i>	<i>UW-Milwaukee</i>	11/24/78

FRESHMEN STARTERS IN SEASON OPENERS

(From 1972-73 through 2015-16; total of 21 starters)

Date	Player	Opponent	Min.	Pts.	Reb.	Asst.
Nov. 13, 2015	Ethan Happ	Western Illinois	19	4	6	0
Nov. 11, 2012	George Marshall	Southeastern Louisiana	28	5	2	2
Nov. 17, 2001	Devin Harris	UNLV	35	20	1	2
Nov. 14, 1997	Mike Kelley	Marquette	31	1	6	3
Nov. 20, 1995	Sam Okey	Villanova*	36	12	6	3
Nov. 27, 1993	Rashard Griffith	Wright State	32	27	12	6
Nov. 23, 1991	Michael Finley	Loyola (Ill.)	21	15	0	3
Nov. 24, 1990	Carlton McGee	at Oregon	15	2	1	3
Nov. 28, 1986	Kurt Portmann	Nebraska-Omaha	NA	5	2	2
Nov. 22, 1985	Darin Schubring	at South Carolina	19	0	4	1
Nov. 27, 1982	Rick Olson	Washington State	39	14	1	6
Dec. 4, 1981	Brad Sellers	Illinois-Chicago	31	10	7	1
	Cory Blackwell		37	16	4	3
	Carl Golston		40	15	3	5
Dec. 1, 1977	Wes Matthews	UW-Milwaukee	25	6	6	1
	Larry Petty		28	6	15	0
Nov. 27, 1976	James Gregory	at Kentucky	28	7	10	0
	Joe Chnelich		21	12	5	1
	Arnold Gaines		36	7	3	2
Nov. 29, 1975	James Smith III	DePauw	17	8	0	4
Nov. 30, 1974	Brian Colbert	Ohio University	40	16	3	8

*Maui Invitational

OPPONENT RECORDS

Individual

POINTS

- 50 Terry Dischinger (PUR), 1/27/62
- 47 Bill Bradley (Princeton), 12/21/63
- 47 Lynn Greer (Temple), 12/3/01

FIELD GOALS

- 18 Bill Bradley (Princeton), 12/21/63
- 18 Scott Skiles (Mich. St.), 1/30/86
- 18 Lynn Greer (Temple), 12/3/01

FIELD GOAL ATTEMPTS

- 42 Pete Maravich (LSU), 12/15/67
- 42 Oliver Shannon (Minn.), 3/6/71

FIELD GOAL PCT. (min. 10 att.)

- 1.000 (10-10), 2x MR Erik Murphy (Florida), 11/14/12

3-POINT FIELD GOALS

- 8 Shawn Respert (MSU), 3/11/95

3-POINT FIELD GOAL ATTEMPTS

- 17 Shawn Respert (MSU), 3/11/95

3-POINT FG PCT. (min. 6 att.)

- 1.000 (7-7), Glen Rice (Mich.), 2/25/89
- 1.000 (6-6), Doug Altenberger (Illinois), 2/7/87
- 1.000 (6-6), Cassius Winston (MSU), 2/25/18

FREE THROWS

- 17 Dennis Hopson (OSU), 2/12/87
- 17 Geno Carlisle (NW), 2/21/96
- 17 Demetri McCamey (ILL), 1/15/11

FREE THROW ATTEMPTS

- 22 Dennis Hopson (OSU), 2/12/87

FREE THROW PCT. (min. 10 att.)

- 1.000, many times MR: 11-11, Jason Calliste (Oregon), 3/22/14

REBOUNDS

- 30 Chuck Darling (Iowa), 3/3/52

ASSISTS

- 16 Arriel McDonald (MN), 1/12/94

BLOCKED SHOTS

- 9 Acie Earl (Iowa), 1/29/92

STEALS

- 8 Darryl Mitchell (MN), 1/8/81
- 8 Brent Carmichael (N. Iowa), 12/1/82
- 8 Brett Etherington (Butler), 12/15/90

MINUTES PLAYED

- 55 Terry Donnelly (Mich. St.), 1/29/77
- 55 Steve Alford (IND), 2/16/87

FIELD GOAL PERCENTAGE

- .702 (33-47), Indiana, 2/24/01

FG PERCENTAGE IN A HALF

- .818 (18-22), 2nd, MSU, 2/24/68

3-POINT FIELD GOALS

- 15 Winthrop, 12/4/06

3-POINT FIELD GOAL ATTEMPTS

- 39 Savannah State, 12/13/18

3-POINT FG PCT. (min 8 att.)

- .933 (14-15), Ohio State, 3/6/11

FREE THROWS

- 40 Iowa, 1/21/95

FREE THROW ATTEMPTS

- 52 Iowa, 1/21/95

FREE THROW PCT. (min. 12 att.)

- 1.000, many (Best: 25-25, Purdue, 2/7/76)

Team

POINTS

- 120 Michigan (102), 2/12/66

POINTS IN A HALF

- 63 Kentucky, 2nd, 12/20/63

FIELD GOALS

- 49 Michigan, 2/12/66

FIELD GOAL ATTEMPTS

- 108 Minnesota, 3/6/71

REBOUNDS

- 83 Michigan State, 3/2/59

ASSISTS

- 33 UCLA, 11/25/72

FEWEST TURNOVERS

- 3 Purdue, 1/12/12
- Northwestern, 2/23/19

BLOCKED SHOTS

- 13 Georgia, 12/28/74

STEALS

- 20 Indiana, 1/31/76

MOST POINTS/INDIVIDUAL

- 50 Terry Dischinger (Purdue), 1/27/62
- 47 Bill Bradley (Princeton), 12/21/63
- 47 Lynn Greer (Temple), 12/3/01
- 44 Jimmy Rayl (Indiana), 2/12/62
- 44 Henry Wilmore (Michigan), 1/9/71
- 44 Tony Smith (Marquette), 2/19/90
- 42 Pete Maravich (LSU), 12/15/67
- 42 Oliver Shannon (Minnesota), 3/6/71
- 42 Glenn Robinson (Purdue), 2/13/93
- 41 Scott May (Indiana), 2/26/76
- 40 Gary Bradds (Ohio State), 2/15/64
- 40 Rick Mount (Purdue), 1/9/68

MOST POINTS/TEAM

- 120 at Michigan (102), 2/12/66
- 119 at Iowa (100), 2/10/70
- 114 at Indiana (61), 1/31/76
- 111 at Minnesota (92), 2/1/64
- 109 vs. Minnesota (78), 2/12/94
- 109 vs. Missouri (96), 3/19/94
- 108 at Kentucky (85), 12/20/63
- 108 at Indiana (82), 2/24/64
- 107 at Purdue (80), 2/16/74
- 107 at Michigan (86), 2/2/76

KOHL CENTER RECORDS (UW GAMES)

Wisconsin Highs

POINTS

103 vs. North Dakota, 11/19/13
 101 vs. Savannah State, 12/13/18
 99 vs. P. View A&M, 11/14/10
 98 vs. Gardner-Webb, 12/27/06
 95 vs. Prairie View A&M, 11/27/16
Big Ten: 94 vs. Ohio State, 2/6/02

FIELD GOALS MADE

37 vs. Savannah State, 12/13/18
 36 vs. Ohio State, 1/12/17
 35 vs. North Dakota, 11/19/13
 vs. Gardner-Webb, 12/27/06
 vs. SIU-Edwardsv., 11/18/08
Big Ten: 36 vs. Ohio State, 1/12/17

FIELD GOAL ATTEMPTS

76 vs. Western Car., 12/27/04
 73 vs. Ohio State, 1/12/17
 72 vs. North Dakota St., 1/21/06
 71 vs. Iowa, 2/6/13
 70 vs. Rhode Island, 12/3/99
Big Ten: 73 vs. Ohio State, 1/12/17

FIELD GOAL PERCENTAGE

.638 (30-47) vs. Penn St., 12/31/14
 .623 (33-53) vs. Southern, 11/19/06
 .620 (31-50) vs. N. Dakota, 11/16/10
 .608 (31-51) vs. Cal Poly, 12/16/09
 .607 (34-56) vs. Penn St., 2/1/03
Big Ten: .638 vs. Penn St., 12/31/14

3-POINT FIELD GOALS

18 vs. Nebraska, 1/21/20
 17 vs. Coppin State, 12/23/10
 16 vs. Presbyterian, 11/20/12
 16 vs. Savannah State, 12/13/18
 15 vs. Kennesaw St., 11/12/11
 vs. Green Bay, 11/21/19
Big Ten: 18 vs. Nebraska, 1/21/20

3-POINT FIELD GOAL ATTEMPTS

40 vs. Temple, 12/3/01
 38 vs. Coppin State, 12/23/10
 37 vs. Presbyterian, 11/20/12
 34 vs. Penn State, 1/25/06
 vs. Savannah State, 12/13/18
 vs. Nebraska, 1/21/20
Big Ten: 34 vs. Penn State, 1/25/06

3-PT. FG PCT. (min. 5 att.)

.706 (12-17) vs. Michigan, 2/16/00
 .684 (13-19) vs. Michigan, 2/27/02
 .647 (11-17) vs. Michigan St., 2/6/11
 .611 (11-18) vs. Purdue, 1/27/09
 (11-18) vs. Nebraska, 2/10/16
Big Ten: .706 (12-17) vs. Michigan, 2/16/00

FREE THROWS MADE

36 vs. Ohio State, 2/6/02
 34 vs. Eastern Illinois, 11/25/03
 vs. Illinois, 1/15/11
 32 vs. Ohio State, 2/14/04
 31 vs. Pittsburgh, 2/16/06
 vs. Miss. Valley St., 12/23/11
Big Ten: 36 vs. Ohio State, 2/6/02

FREE THROW ATTEMPTS

46 vs. Ohio State, 2/6/02
 44 vs. Pittsburgh, 12/16/06
 vs. Miss. Valley St., 12/23/11
 42 vs. Marquette, 12/23/99
 41 vs. Eastern Illinois, 11/25/03
 vs. Illinois, 1/15/11
Big Ten: 46 vs. Ohio State, 2/6/02

FREE THROW PCT. (min. 10 att.)

.962 (25-26) vs. Mich. St., 2/6/11
 .950 (19-20) vs. Purdue, 2/18/20
 .944 (17-18) vs. Minn., 12/28/10
 .941 (16-17) vs. Indiana, 1/20/11
 .929 (13-14) vs. Illinois, 1/8/00
 (13-14) vs. Cornell, 11/18/12
Big Ten: .962 (25-26) vs. Mich. State, 2/6/11

OFFENSIVE REBOUNDS

24 vs. P. View A&M, 11/14/10
 22 vs. UNC-Greens., 12/23/04
 vs. North Dakota St., 1/21/06
 21 vs. Winthrop, 12/4/06
 vs. Western Illinois, 11/13/15
 vs. Ohio State, 1/12/17
Big Ten: 21 vs. Ohio State, 1/12/17

TOTAL REBOUNDS

54 vs. Cornell, 11/18/12
 53 vs. Western Car., 12/27/04
 vs. Florida A&M, 12/23/16
 52 vs. Rhode Island, 12/3/99
 51 vs. Savannah State, 11/15/07
 vs. P. View A&M, 11/14/10
Big Ten: 44 vs. Ohio State, 1/12/17 and vs. Maryland, 2/19/17

PERSONAL FOULS

5 vs. Northwestern, 2/3/07
 vs. Savannah State, 12/13/18
 6 vs. Penn State, 2/17/07
 7 vs. Penn State, 3/5/08
 vs. South Dakota, 12/4/10
 vs. Nebraska, 1/15/12
 vs. Indiana, 2/25/14
 vs. Minnesota, 2/21/15
Big Ten: 5 vs. Northwestern, 2/3/07

ASSISTS

28 vs. Savannah State, 12/13/18
 24 vs. Presbyterian, 11/20/12
 vs. Florida A&M, 11/16/07
 vs. Green Bay, 11/21/19
 23 vs. Coastal Car., 11/26/05
 vs. Kennesaw St., 11/12/11
 vs. Florida A&M, 12/23/16
 vs. Nebraska, 1/21/20
Big Ten: 23 vs. Nebraska, 1/21/20

TURNOVERS

1 vs. Michigan State, 2/28/08
 vs. Iowa, 1/20/15
 2 vs. Minnesota, 12/28/10
 vs. P. View A&M, 12/28/13
 4 vs. Penn State, 1/3/09
 vs. Illinois, 2/15/15
 vs. Western Illinois, 11/13/15
 vs. Michigan State, 2/25/18
Big Ten: 1 vs. Michigan St., 2/28/08

BLOCKS

12 vs. Eastern Illinois, 11/8/19
 11 vs. IPFW, 11/15/09
 10 vs. Illinois, 1/19/18
 9 vs. Savannah St., 11/15/07
 vs. Penn State, 1/24/10
 vs. Minnesota, 12/28/10
 vs. Cornell, 11/18/12
 vs. Buffalo, 12/28/14
 vs. Minnesota, 2/21/15
Big Ten: 10 vs. Illinois, 1/19/18

STEALS

16 vs. New Hampshire, 12/11/02
 vs. California, 12/2/12
 15 vs. Minnesota, 1/22/00
 14 vs. IPFW, 11/11/07
 13 vs. Northwestern, 2/10/99
 vs. Green Bay, 12/14/16
Big Ten: 15 vs. Minnesota, 1/22/00

Wisconsin Lows

POINTS

- 39 vs. Michigan, 2/27/99
 44 vs. Michigan State, 2/12/00
 vs. Butler, 1/30/01
 45 vs. Minnesota, 1/26/13
 47 vs. Illinois, 2/7/98
 vs. Michigan State, 2/21/98
Big Ten: 39 vs. Michigan, 2/27/99

FIELD GOALS MADE

- 12 vs. Michigan State, 2/21/98
 vs. Minnesota, 2/28/12
 13 vs. Pepperdine, 12/12/98
 14 vs. Milwaukee, 12/16/00
 vs. Michigan State, 3/3/07
*Big Ten: 12 vs. Michigan State,
 2/21/98 vs. Minnesota, 2/28/12*

FIELD GOAL ATTEMPTS

- 35 vs. Milwaukee, 12/16/00
 vs. Northwestern, 1/19/08
 38 vs. Ball State, 11/20/99
 vs. Xavier, 12/2/00
 vs. Butler, 1/30/01
Big Ten: 35 vs. Northwestern, 1/19/08

FIELD GOAL PERCENTAGE

- .222 vs. North Dakota St., 1/21/06
 .263 vs. Northwestern, 1/29/14
 .296 vs. Michigan State, 1/22/13
 .302 vs. Ohio State, 2/25/98
 vs. Pepperdine, 12/12/98
*Big Ten: .263 vs. Northwestern,
 1/22/13*

3-POINT FIELD GOALS

- 1 vs. Illinois, 2/7/98
 vs. Marquette, 12/20/03
 2 6 times, MR: vs. Maryland,
 2/19/17
Big Ten: 1 vs. Illinois, 2/7/98

3-POINT FIELD GOAL ATTEMPTS

- 6 vs. Michigan, 1/24/07
 7 vs. Milwaukee, 12/16/00
 vs. Penn State, 1/26/02
 8 vs. Ball State, 11/20/99
 vs. Delaware State, 11/21/06
 vs. Milwaukee, 12/13/06
 vs. Savannah St., 12/15/11
Big Ten: 6 vs. Michigan, 1/24/07

3-PT. FG PCT. (min. 5 att.)

- .063 (1-16) vs. Illinois, 2/7/98
 .083 (1-12) vs. Marquette, 12/20/03
 .107 (3-28) vs. Iowa, 12/31/11
 .111 (2-18) vs. Nebraska, 1/15/12
 .133 (2-15) vs. Pepperdine, 12/12/98
 (2-15) vs. Milwaukee, 12/15/05
Big Ten: .063 (1-16) vs. Illinois, 2/7/98

FREE THROWS MADE

- 1 vs. Marquette, 12/12/15
 2 vs. Green Bay, 12/8/99
 vs. Coppin State, 12/20/08
 vs. Michigan State, 2/2/10
 3 vs. Iowa, 1/5/06
 vs. Ohio State, 2/4/12
Big Ten: 2 vs. Michigan State, 2/2/10

FREE THROW ATTEMPTS

- 2 vs. Coppin State, 12/20/08
 3 vs. Ohio State, 2/4/12
 4 vs. Michigan State, 2/2/10
 vs. Wofford, 11/19/11
 vs. Marquette, 21/12/15
Big Ten: 3 vs. Ohio State, 2/4/12

FREE THROW PCT. (min. 10 att.)

- .286 (4-14) vs. Colgate, 11/16/11
 .333 (4-12) vs. No. Illinois, 12/2/98
 (5-15) vs. Ohio State, 1/12/17
 .375 (6-16) vs. Butler, 1/30/01
 .389 (7-18) vs. Mich. St., 1/22/13
*Big Ten: .333 (5-15) vs. Ohio State,
 1/12/17*

OFFENSIVE REBOUNDS

- 1 vs. Iowa, 1/29/00
 vs. Indiana, 1/4/01
 3 vs. Iowa, 1/16/01
 vs. Michigan State, 2/9/14
 vs. Minnesota, 2/13/14
 vs. Indiana, 2/3/15
*Big Ten: 1 vs. Iowa, 1/29/00 and
 vs. Indiana, 1/4/01*

TOTAL REBOUNDS

- 18 vs. Ohio State, 12/2/17
 21 vs. Iowa, 1/29/00
 vs. Iowa, 1/22/03
 vs. Purdue, 1/7/15
 22 vs. Green Bay, 12/8/99
 vs. Michigan State, 1/27/01
 vs. Indiana, 2/3/15
Big Ten: 18 vs. Ohio State, 12/2/17

PERSONAL FOULS

- 25 vs. Iowa, 2/3/98
 vs. Xavier, 12/2/00
 vs. Ohio State, 2/6/02
 vs. Indiana, 2/8/06
 24 vs. Indiana, 1/25/98
 vs. Illinois, 1/15/11
 vs. Nebraska, 1/29/18
*Big Ten: 25, 3 times, MR: vs. Iowa,
 2/3/98*

ASSISTS

- 4 vs. North Dakota St., 1/21/06
 5 vs. Illinois, 2/7/98
 vs. Iowa, 2/9/05
 vs. Michigan State, 3/3/07
 vs. Michigan State, 1/3/12
 vs. Nebraska, 1/15/12
 vs. Indiana, 1/26/16
 vs. Illinois, 1/8/20
*Big Ten: 5, 6 times, MR: vs. Illinois,
 1/8/20*

TURNOVERS

- 26 vs. Green Bay, 12/23/15
 20 vs. Xavier, 12/2/00
 vs. Valparaiso, 12/22/07
 18 vs. Florida State, 11/28/06
 vs. Marquette, 12/8/07
 vs. Purdue, 2/9/08
 vs. Minnesota, 1/15/09
*Big Ten: 18 vs. Purdue, 2/9/08 and
 vs. Minnesota, 1/15/09*

BLOCKS

- 0 14 times, MR: vs. Illinois,
 2/15/15
*Big Ten: 0, 8 times, MR: vs. Illinois,
 2/15/15*

STEALS

- 1 13 times, MR: vs.
 Nebraska, 1/29/18
*Big Ten: 1, 8 times, MR: vs.
 Nebraska, 1/29/18*

Opponent Highs

POINTS

92 vs. Ohio State, 2/6/02
 90 vs. Wake Forest, 12/4/02
 85 vs. North Dakota, 11/19/13
 83 vs. Ohio State, 12/2/17
 83 vs. Michigan, 2/11/18
Big Ten: 92 vs. Ohio State, 2/6/02

FIELD GOALS MADE

36 North Dakota, 11/19/13
 33 Wake Forest, 12/4/02
 32 Ohio State, 2/6/02
 UNLV, 12/2/02
 Western Kentucky, 12/13/17
Big Ten: 32 vs. Ohio State, 2/6/02

FIELD GOAL ATTEMPTS

79 vs. Illinois, 1/8/14
 74 vs. Iowa, 2/6/13
 71 vs. Michigan, 2/9/13
 vs. UNLV, 12/7/02
 vs. Green Bay, 12/23/15
Big Ten: 79, Illinois, 1/8/14

FIELD GOAL PERCENTAGE

.660 vs. Ohio State, 12/2/17
 .652 vs. Duke, 12/3/14
 .595 vs. Purdue, 1/27/09
 .574 vs. Marquette, 12/23/99
 .563 vs. Minnesota, 2/4/04
Big Ten: .660 vs. Ohio St., 12/2/17

3-POINT FIELD GOALS

15 vs. Winthrop, 12/4/06
 14 vs. Marquette, 12/9/17
 13 vs. Indiana, 2/3/15
 12 vs. Milwaukee, 12/15/05
 vs. Ohio State, 1/9/07
Big Ten: 13 vs. Indiana, 2/3/15

3-POINT FIELD GOAL ATTEMPTS

39 vs. Savannah State, 12/13/18
 32 vs. Milwaukee, 12/15/05
 31 vs. Temple, 12/3/01
 30 vs. Milwaukee, 12/16/00
 vs. Northwestern, 2/18/01
 vs. Louisiana Tech, 12/28/05
Big Ten: 30 vs. Northwestern, 2/18/01

3-PT. FG PCT. (min. 5 att.)

.778 (7-9) vs. Western Ill., 11/13/15
 .636 (7-11) vs. Boise St., 11/22/14
 (14-22) vs. Marquette, 12/9/17
 .600 (15-25) vs. Winthrop, 12/4/06
 (6-10) vs. Illinois, 1/10/08
 (3-5) vs. Indiana, 3/8/09
*Big Ten: .600 (6-10) vs. Illinois,
 1/10/08 and (3-5) vs. Indiana,
 3/8/09*

FREE THROWS MADE

30 vs. Illinois, 1/15/11
 24 vs. Iowa, 2/3/98
 vs. Ohio State, 2/6/02
 vs. Nebraska, 1/29/18
 21 vs. Minnesota, 2/28/12
Big Ten: 30 vs. Illinois, 1/15/11

FREE THROW ATTEMPTS

36 vs. Illinois, 1/15/11
 34 vs. Iowa, 2/3/98
 32 vs. Ohio State, 2/6/02
 30 vs. Pittsburgh, 12/16/06
 29 vs. Minnesota, 2/28/12
Big Ten: 36 vs. Illinois, 1/15/11

FREE THROW PCT. (min. 10 att.)

1.000 (13-13) vs. Mich. St., 1/10/04
 .941 (16-17) vs. Mich. St., 1/6/99
 .938 (15-16) vs. Texas, 12/23/08
 (15-16) vs. Duke, 12/2/09
 (15-16) vs. Ohio St., 2/9/20
 .923 (12-13) vs. Penn St., 2/1/03
 (12-13) vs. Syracuse, 11/29/16)
*Big Ten: 1.000 (13-13)
 vs. Michigan State, 1/10/04*

OFFENSIVE REBOUNDS

25 vs. Illinois, 1/8/14
 21 vs. Marquette, 12/8/07
 20 vs. Michigan, 1/22/08
 18 vs. Iowa, 2/6/13
 17 vs. Michigan State, 2/12/00
 vs. Texas, 12/23/08
 vs. Illinois, 2/5/09
 vs. Minnesota, 12/28/10
 vs. Rutgers, 12/27/16
Big Ten: 25 vs. Illinois, 1/8/14

TOTAL REBOUNDS

51 vs. Iowa, 2/6/13
 50 vs. Michigan State, 2/12/00
 48 vs. Illinois, 1/8/14
 46 vs. North Dakota St., 1/21/06
 45 vs. Illinois, 2/7/98
Big Ten: 51 vs. Iowa, 2/6/13

PERSONAL FOULS

6 vs. Iowa, 3/3/10
 9 vs. Michigan, 2/27/99
 11 vs. Colorado, 11/17/07
 vs. Coppin State, 12/20/08
 vs. Purdue, 12/29/15
Big Ten: 6 vs. Iowa, 3/3/10

ASSISTS

19 vs. Ohio State, 12/2/17
 18 vs. UNLV, 12/7/02
 vs. Winthrop, 12/4/06
 17 vs. Illinois, 1/25/05
 16 vs. Idaho State, 12/9/08
 vs. Minnesota, 12/28/10
 vs. Iowa, 2/6/13
 vs. Savannah State, 12/13/18
 vs. Green Bay, 11/21/19
Big Ten: 19 vs. Ohio State, 12/2/17

TURNOVERS

5 vs. Penn State, 2/19/12
 vs. Nebraska 1/15/15
 vs. Northwestern 2/7/15
 6 vs. Iowa, 2/9/05
 vs. Michigan State, 2/28/08
 vs. Penn State, 1/3/09
 vs. Northwestern, 2/21/10
 vs. Northwestern, 2/27/11
 vs. Bowling Green, 11/21/13
 vs. Green Bay, 11/19/14
 vs. Northwestern, 2/12/17
*Big Ten: 5 vs. Penn State, 2/19/12;
 vs. Nebraska 1/15/15 and
 vs. Northwestern 2/7/15*

BLOCKS

10 vs. Ohio State, 1/12/17
 9 vs. South Florida, 12/30/00
 8 vs. Michigan, 1/24/07
 vs. Michigan State, 2/25/18
 7 vs. Milwaukee, 2/18/98
 vs. Rhode Island, 12/3/99
 vs. Ohio State, 1/13/00
 vs. Michigan, 1/18/14
Big Ten: 10, vs. Ohio State, 1/12/17

STEALS

18 vs. Green Bay, 12/23/15
 12 vs. Florida State, 11/28/06
 vs. Fla. International, 12/2/06
 11 vs. Pennsylvania, 11/20/04
 vs. Marquette, 12/8/07
 vs. Oakland, 11/18/09
 vs. California, 12/2/12
*Big Ten: 10, 2 times,
 MR: vs. Illinois, 1/31/06*

Opponent Lows

POINTS

- 29 vs. Loyola, 11/14/98
 31 vs. Kennesaw St., 11/12/11
 vs. UMKC, 11/22/11
 vs. No. Kentucky, 11/14/14
 32 vs. Savannah State, 11/15/07
 33 vs. Northwestern, 1/17/98
 vs. Wofford, 11/19/11
 vs. Savannah State, 12/15/11
Big Ten: 33 vs. Northwestern, 1/17/98

FIELD GOALS MADE

- 10 vs. Kennesaw St., 11/12/11
 11 vs. Green Bay, 12/8/99
 vs. Ohio State, 1/24/01
 vs. Northwestern, 2/18/01
 vs. UMKC, 11/22/11
 vs. Minnesota, 2/28/12
*Big Ten: 11 vs. Ohio State, 1/24/01,
 Northwestern, 2/18/01 and
 Minnesota, 2/28/12*

FIELD GOAL ATTEMPTS

- 35 vs. Green Bay, 12/8/99
 37 vs. Delaware State, 11/21/06
 vs. Indiana, 3/8/09
 38 3 times, MR: vs. OSU, 2/14/09
Big Ten: 37 vs. Indiana, 3/8/09

FIELD GOAL PERCENTAGE

- .208 vs. Northwestern, 2/18/01
 vs. UMKC, 11/22/11
 .233 vs. Kennesaw St., 11/12/11
 .239 vs. Minnesota, 2/28/12
 .245 vs. Savannah State, 11/15/07
 .246 vs. Rider, 12/31/19
Big Ten: .239 vs. Minnesota, 2/28/12

3-POINT FIELD GOALS

- 0 vs. UNC-Greens., 12/23/04
 vs. Savannah State, 12/15/11
 1 vs. Michigan State, 1/6/99
 vs. Texas, 12/7/99
 vs. Iowa, 1/22/03
 vs. Michigan, 2/26/03
 vs. Coppin State, 12/20/08
 vs. Ohio State, 2/4/12
 vs. Bowling Green, 11/21/13
 vs. Milwaukee, 11/24/17
 vs. Illinois, 1/19/18
*Big Ten: 1, 5 times, MR:
 vs. Illinois, 1/19/18*

3-POINT FIELD GOAL ATTEMPTS

- 3 vs. Savannah State, 12/15/11
 5 vs. Indiana, 3/8/09
 vs. Michigan State, 1/3/12
 vs. Purdue, 1/7/15
 vs. Marquette, 12/12/15
*Big Ten: 5 vs. Indiana, 3/8/09; vs.
 MSU, 1/3/12 and Purdue, 1/7/15*

3-PT. FG PCT. (min. 5 att.)

- .000 (0-8) vs. UNC-Greensboro,
 12/23/04
 .067 (1-15) vs. Michigan St., 1/6/99
 .071 (1-14) vs. Michigan, 2/26/03
 (1-14) vs. Illinois, 1/19/18
 .091 (1-11) vs. Milwaukee, 11/24/17
 .100 (1-10) vs. Texas, 12/7/99
 (1-10) vs. Michigan St., 2/28/08
Big Ten: .067 (1-15) vs. MSU, 1/6/99

FREE THROWS MADE

- 0 vs. Northwestern, 2/9/02
 vs. UNC-Wilmington, 12/12/05
 vs. Penn State, 1/3/13
 vs. Minnesota, 2/21/15
 vs. Pra. View A&M, 11/27/16
Big Ten: 0 vs. Penn State, 1/3/13

FREE THROW ATTEMPTS

- 1 vs. UNC-Wilmington, 12/12/05
 vs. Penn State, 1/3/13
 vs. Minnesota, 2/21/15
 2 vs. Northwestern, 2/3/07
 vs. Coppin State, 12/20/08
 vs. Nebraska, 1/15/12
 vs. Savannah State, 12/13/18
*Big Ten: 1 vs. Penn State, 1/3/13 and
 Minnesota, 2/21/15*

FREE THROW PCT. (min. 10 att.)

- .200 (2-10) vs. UMass Lowell,
 12/20/17
 .273 (3-11) vs. Loyola, 11/14/98
 .300 (3-10) vs. Chattanooga,
 11/16/14
 .333 (4-12) vs. Rutgers, 11/29/03
 .357 (5-14) vs. Northwestern,
 1/17/98
*Big Ten: .357 (5-14)
 vs. Northwestern, 1/17/98*

OFFENSIVE REBOUNDS

- 1 vs. Presbyterian, 11/20/12
 2 vs. Michigan, 1/5/11
 3 16 times; MR:
 vs. Green Bay, 11/22/19
Big Ten: 2 vs. Michigan, 1/5/11

TOTAL REBOUNDS

- 16 vs. Delaware State, 11/21/06
 vs. Northwestern, 2/21/10
 vs. P. View A&M, 11/14/10
 18 vs. Winthrop, 12/4/06
 vs. Michigan State, 2/6/11
Big Ten: 16 vs. Northwestern, 2/21/10

PERSONAL FOULS

- 32 vs. Ohio State, 2/6/02
 vs. Ohio State, 2/14/04
 31 vs. Indiana, 1/26/16
 30 vs. Marquette, 12/23/99
 vs. Florida State, 11/28/06
 vs. Valparaiso, 12/22/07
 vs. Northwestern, 1/19/08
 vs. Illinois, 1/15/11
*Big Ten: 32 vs. Ohio State, 2/6/02
 and vs. Ohio State, 2/14/04*

ASSISTS

- 2 vs. Temple, 12/29/99
 vs. Coppin State, 12/23/10
 vs. Kennesaw St., 11/12/11
 vs. Illinois, 1/12/13
 3 vs. Rhode Island, 12/3/99
 vs. Ohio State, 1/24/01
 vs. Southern, 11/19/06
 vs. UMKC, 11/22/11
 vs. Minnesota, 2/28/12
 vs. Illinois, 3/4/12
 vs. Milwaukee, 11/24/17
*Big Ten: 3, vs. Ohio State, 1/24/01,
 vs. Minnesota, 2/28/12
 vs. Illinois, 3/4/12*

TURNOVERS

- 25 vs. New Hampshire, 12/11/02
 vs. Southern, 11/19/06
 24 vs. Milwaukee, 11/16/98
 vs. North Dakota St., 1/21/06
 23 6 times, MR: vs. Cal, 12/2/12
Big Ten: 23 vs. Minnesota, 1/22/00

BLOCKS

- 0 many times, MR: vs.
 Maryland, 1/14/20
*Big Ten: 0, many times,
 MR: vs. Maryland, 1/14/20*

STEALS

- 0 vs. Southern, 11/19/06
 vs. Iowa, 1/20/15
 vs. Western Illinois, 11/13/15
 1 21 times, MR: Minnesota,
 3/1/20
*Big Ten: 1, 13 times,
 MR: vs. Minnesota, 3/1/20*

KOHL CENTER RECORDS (OVERALL)

POINTS

Team — 104 by Kansas vs. Oregon, 3/24/02
 Individual — 47 by Lynn Greer (Temple)
 vs. Wisconsin, 12/3/01

POINTS – BOTH TEAMS

190, Kansas (104) vs. Oregon (86), 3/24/02

POINTS IN A HALF

Team — 69 by Wisconsin vs. Savannah St, 12/13/18
 Individual — 26 by Troy Huff vs.
 North Dakota, 11/19/13 (first half)

LARGEST UW WINNING MARGIN

58 by Wisconsin over Gardner-Webb
 (98-40), 12/27/06

FIELD GOALS MADE

Team — 40 by Kansas vs. Oregon, 3/24/02
 Individual — 18 by Lynn Greer (Temple)
 vs. Wisconsin, 12/3/01

FIELD GOAL ATTEMPTS

Team — 84 by Oregon vs. Kansas, 3/24/02
 Individual — 38 by Lynn Greer (Temple)
 vs. Wisconsin, 12/3/01

FIELD GOAL PERCENTAGE

Team — .660 (31-47) by Ohio State vs. Wisconsin
 (12/2/18)
 Individual (min. 10 att.) — .900 (9-10)
 by James Peters (UNLV) vs. Wisconsin, 12/7/02

3-POINT FIELD GOALS

Team — 18 by Wisconsin vs. Nebraska (1/21/20)
 Individual — 7 (5x) by Boo Davis (UW-Milwaukee)
 vs. UW, 12/15/05; by Johwen Villegas (Fla. Intern.)
 vs. Wisconsin, 12/2/06; by Torrell Martin
 (Winthrop)
 vs. Wisconsin, 12/4/06; by Jason Bohannon
 (Wisconsin) vs. Indiana, 2/13/10;
 by Ben Brust (Wisconsin) vs. UNLV,
 12/10/11

3-POINT FIELD GOAL ATTEMPTS

Team — 40 by Wisconsin vs. Temple, 12/3/01
 Individual — 20 by Devin Harris vs. Temple, 12/3/01

3-POINT FIELD GOAL PCT.

Team (min. 8 att.) — .778 (7-9) by Western Illinois vs.
 Wisconsin, 11/13/15
 Individual (min. 6 att.) — 1.000 (7-7) by Jason
 Bohannon vs. Indiana, 2/13/10 and Ben Brust
 vs. UNLV, 12/10/11

FREE THROWS MADE

Team — 36 by Wisconsin vs. Ohio State, 2/6/02
 Individual — 17 by Nigel Hayes vs. Indiana, 1/26/16

FREE THROW ATTEMPTS

Team — 46 by Wisconsin vs. Ohio State, 2/6/02
 Individual — 22 by Nigel Hayes vs. Indiana, 1/26/16

FREE THROW PERCENTAGE

Team (min. 12 att.) — 1.000 (13-13) by
 Michigan State vs. Wisconsin, 1/10/04
 Individual (min. 10 att.) — 1.000 (10-10) by Evan
 Eschmeyer (Northwestern) vs. Wisconsin, 2/10/99
 & Trevon Bluiett (Xavier) vs. Wisconsin, 11/16/17

REBOUNDS

Team — 63 by Kansas vs. Oregon, 3/24/02
 Individual — 20 by Drew Gooden (Kansas) vs. Oregon,
 3/24/02

ASSISTS

Team — 28 by Wisconsin vs. Savannah St, 12/13/18
 Individual — 12 by Ethan Happ vs. Coppin St, 12/13/18

BLOCKED SHOTS

Team — 12 by Wisconsin vs. Eastern Illinois, 11/8/19
 Individual — 9 by Nate Reuvers (E. Illinois), 11/8/19

STEALS

Team — 18 by Green Bay vs. Wisconsin, 12/23/15
 Individual — 10 by Mike Kelley vs. Texas, 12/7/99

YEARLY STATISTICAL LEADERS

SCORING

Year	Name	G	PTS	AVG
1939	Dave Dupee	20	154	7.7
1940	Gene Englund	20	199	10.0
1941	Gene Englund	23	304	13.2
1942	John Kotz	21	325	15.5
1943	John Kotz	21	308	14.7
1944	Ray Patterson	21	295	14.0
1945	Ray Patterson	21	225	10.7
1946	Bob Cook	21	289	13.8
1947	Bob Cook	22	323	14.7
1948	Bob Cook	20	235	12.4
1949	Don Rehfeldt	22	381	17.3
1950	Don Rehfeldt	22	436	19.8
1951	Ab Nicholas	22	366	16.6
1952	Ab Nicholas	22	361	16.4
1953	Paul Murrow	22	352	16.0
1954	Dick Cable	22	301	13.7
1955	Dick Cable	22	442	20.1
1956	Dick Miller	22	429	19.5
1957	Bob Litzow	22	355	16.1
1958	Bob Litzow	22	324	14.7
1959	Bob Barneson	21	259	12.3
1960	Tom Hughbanks	24	312	13.0
1961	Tom Hughbanks	23	301	13.1
1962	Ken Siebel	24	392	16.3
1963	Jack Brens	24	425	17.8
1964	Ken Gustafson	24	359	14.9
1965	Mark Zubor	22	345	15.7
1966	Ken Gustafson	24	333	13.8
1967	Chuck Nagle	24	463	19.3
1968	Joe Franklin	24	544	22.7
1969	James Johnson	24	462	19.2
1970	Clarence Sherrod	24	538	22.4
1971	Clarence Sherrod	24	570	23.8
1972	Leon Howard	23	378	16.4
1973	Leon Howard	24	431	18.0
1974	Kim Hughes	24	367	15.3
1975	Bruce McCauley	25	418	16.7
1976	Dale Koehler	26	505	19.4
1977	James Gregory	27	429	15.9
1978	Wes Matthews	14	203	14.5
1979	Wes Matthews	27	499	18.5
1980	Wes Matthews	28	549	19.6
1981	Claude Gregory	27	550	20.4
1982	Brad Sellers	27	378	14.0
1983	Cory Blackwell	28	511	18.3
1984	Cory Blackwell	28	529	18.9
1985	Scott Roth	28	513	18.3
1986	Rick Olson	28	571	20.4
1987	J.J. Weber	31	469	15.1
1988	Trent Jackson	28	546	19.5
1989	Danny Jones	30	611	20.4
1990	Danny Jones	31	548	17.7
1991	Willie Simms	29	421	14.5
1992	Tracy Webster	31	537	17.3
1993	Michael Finley	28	620	22.1
1994	Michael Finley	29	592	20.4
1995	Michael Finley	27	554	20.5
1996	Sam Okey	32	423	13.2
1997	Paul Grant	28	350	12.5

1998	Sean Mason	31	480	15.5
1999	Sean Mason	32	539	16.8
2000	Mark Vershaw	36	423	11.8
2001	Roy Boone	29	372	12.8
2002	Kirk Penney	32	482	15.1
2003	Kirk Penney	32	519	16.2
2004	Devin Harris	32	624	19.5
2005	Mike Wilkinson	34	486	14.3
2006	Alando Tucker	31	588	19.0
2007	Alando Tucker	36	716	19.9
2008	Brian Butch	36	446	12.4
2009	Marcus Landry	33	418	12.7
2010	Jon Leuer	24	369	15.4
2011	Jon Leuer	34	621	18.3
2012	Jordan Taylor	36	532	14.8
2013	Ben Brust	35	388	11.1
2014	Frank Kaminsky	38	530	13.9
2015	Frank Kaminsky	39	732	18.8
2016	Nigel Hayes	35	551	15.7
2017	Bronson Koenig	36	522	14.5
2018	Ethan Happ	33	590	17.9
2019	Ethan Happ	34	589	17.3
2020	Nate Reuvers	31	405	13.1

FIELD GOAL PERCENTAGE (Min 2.0 made per game)

Year	Name	FG	FGA	PCT
1947	Bob Cook	124	358	.346
1948	Don Rehfeldt	86	258	.333
1949	Don Rehfeldt	146	436	.335
1950	Don Rehfeldt	170	505	.337
1951	Ab Nicholas	130	378	.344
1952	Dick Cable	50	128	.391
1953	Charles Siefert	99	264	.375
1954	Dick Cable	116	266	.436
1955	John Parker	75	177	.424
1956	Dick Miller	142	344	.413
1957	Walter Holt	46	101	.455
1958	Walter Holt	112	225	.498
1959	Bob Barneson	93	234	.397
1960	Marty Gharrity	119	244	.488
1961	Ken Siebel	108	250	.432
1962	Ken Siebel	144	318	.453
1963	Tom Gwyn	108	221	.489
1964	Tom O'Melia	77	159	.484
1965	Mark Zubor	137	290	.472
1966	Dennis Sweeney	67	137	.489
1967	James Johnson	104	228	.456
1968	Joe Franklin	202	402	.502
1969	James Johnson	164	401	.409
1970	Albert Henry	152	321	.474
1971	Glen Richgels	126	264	.477
1972	Kim Hughes	113	242	.467
1973	Kim Hughes	144	291	.495
1974	Gary Anderson	142	284	.500
1975	Dale Koehler	155	307	.505
1976	Al Rudd	81	142	.570
1977	Joe Chrnelich	122	227	.537
1978	Bill Pearson	87	170	.512
1979	Larry Petty	106	204	.520
1980	Joe Chrnelich	123	230	.535
1981	Larry Petty	172	348	.494

1982	Brad Sellers	167	351	.476
1983	Brad Sellers	189	372	.508
1984	Scott Roth	151	304	.497
1985	Scott Roth	198	365	.542
1986	Shelton Smith	84	153	.549
1987	J.J. Weber	182	324	.562
1988	Danny Jones	176	309	.570
1989	Kurt Portmann	63	113	.558
1990	Willie Simms	153	284	.539
1991	Patrick Tompkins	164	258	.636
1992	Carlton McGee	123	222	.554
1993	Jeff Petersen	58	93	.624
1994	Jeff Petersen	93	157	.592
1995	Rashard Griffith	167	295	.566
1996	Sean Daugherty	125	272	.460
1997	Paul Grant	129	261	.494
1998	Sean Daugherty	125	282	.443
1999	Andy Kowske	85	148	.574
2000	Andy Kowske	137	235	.583
2001	Andy Kowske	79	145	.545
2002	Charlie Wills	112	235	.477
2003	Alando Tucker	139	261	.533
2004	Mike Wilkinson	136	277	.491
2005	Mike Wilkinson	179	349	.513
2006	Brian Butch	119	241	.494
2007	Marcus Landry	81	156	.519
2008	Joe Krabbenhoft	94	194	.485
2009	Marcus Landry	166	331	.502
2010	Jon Leuer	142	272	.522
2011	Keaton Nankivil	120	242	.496
2012	Josh Gasser	84	181	.464
2013	Sam Dekker	118	247	.478
2014	Frank Kaminsky	196	371	.528
2015	Frank Kaminsky	296	488	.547
2016	Ethan Happ	163	303	.538
2017	Ethan Happ	218	372	.586
2018	Khalil Iverson	107	196	.546
2019	Khalil Iverson	89	164	.543

REBOUNDING

Year	Name	G	REB	AVG
1951	Jim Clinton	22	344	15.6
1952	Paul Morrow	22	290	13.2
1953	Records Incomp.	--	--	--
1954	Paul Morrow	22	194	9.6
1955	Curt Mueller	19	110	5.8
1956	Curt Mueller	22	207	9.4
1957	Ray Gross	21	165	7.9
1958	Ray Gross	22	156	7.1
1959	Bob Barneson	21	152	7.2
1960	Fred Clow	24	234	9.8
1961	Tom Hughbanks	23	198	8.6
1962	Tom Gwyn	24	192	8.0
1963	Jack Brens	24	306	12.8
1964	Ken Gustafson	24	235	9.8
1965	Ken Barnes	20	176	8.8
1966	Joe Franklin	24	235	9.8
1967	Joe Franklin	24	289	12.0
1968	Joe Franklin	24	334	13.9
1969	James Johnson	24	210	8.8
1970	Albert Henry	24	265	11.0
1971	Glen Richgels	24	254	10.6
1972	Kim Hughes	24	239	10.0
1973	Kim Hughes	24	301	12.5
1974	Kim Hughes	24	266	11.1

1975	Dale Koehler	21	213	10.1
1976	Dale Koehler	26	263	10.1
1977	James Gregory	27	270	10.0
1978	Joe Chrnlich	27	182	6.7
1979	Claude Gregory	27	236	8.7
1980	Claude Gregory	29	254	8.8
1981	Claude Gregory	27	249	9.2
1982	Brad Sellers	27	254	9.4
1983	Brad Sellers	28	219	7.8
1984	Cory Blackwell	28	243	8.7
1985	J.J. Weber	28	162	5.8
1986	Rod Ripley	28	194	6.9
1987	J.J. Weber	31	251	8.1
1988	Danny Jones	26	121	4.7
1989	Danny Jones	30	141	4.7
1990	Patrick Tompkins	28	178	6.4
1991	Patrick Tompkins	30	264	8.8
1992	Michael Finley	31	152	4.9
1993	Michael Finley	28	161	5.8
1994	Rashard Griffith	25	212	8.5
1995	Rashard Griffith	26	281	10.8
1996	Sam Okey	32	218	6.8
1997	Sam Okey	27	230	8.5
1998	Sean Daugherty	31	192	6.2
1999	Andy Kowske	32	157	4.9
2000	Andy Kowske	36	222	6.2
2001	Andy Kowske	29	157	5.4
2002	Mike Wilkinson	32	171	5.3
2003	Mike Wilkinson	32	216	6.8
2004	Mike Wilkinson	32	219	6.8
2005	Mike Wilkinson	34	250	7.4
2006	Brian Butch	31	185	6.0
2007	Brian Butch	30	178	5.9
2008	Brian Butch	36	237	6.6
2009	Joe Krabbenhoft	33	220	6.7
2010	Jon Leuer	24	139	5.8
2011	Jon Leuer	34	246	7.2
2012	Ryan Evans	36	243	6.8
2013	Ryan Evans	35	257	7.3
2014	Frank Kaminsky	38	240	6.3
2015	Frank Kaminsky	39	320	8.2
2016	Ethan Happ	35	278	7.9
2017	Ethan Happ	37	332	9.0
2018	Ethan Happ	33	265	8.0
2019	Ethan Happ	34	342	10.1

3-POINT FG PERCENTAGE (Min 1.5 attempts per game)

Year	Name	FG	FGA	PCT
1983	Rick Olson	18	48	.375
1987	Mike Heineman	29	61	.475
1988	Trent Jackson	74	164	.451
1989	Tim Locum	54	111	.486
1990	Tim Locum	67	143	.469
1991	Tim Locum	65	134	.485
1992	Tracy Webster	75	153	.490
1993	Andy Kilbride	49	107	.458
1994	Andy Kilbride	54	131	.412
1995	Andy Kilbride	54	134	.403
1996	Hennssy Auriantal	35	88	.398
1997	Ty Calderwood	39	117	.333
1998	Sean Mason	54	161	.335
1999	Jon Bryant	46	119	.387
2000	Duany Duany	47	120	.392
2001	Ricky Bower	22	50	.440
2002	Kirk Penney	62	161	.385

2003	Devin Harris	53	137	.387
2004	Clayton Hanson	29	76	.382
2005	Zach Morley	28	56	.500
2006	Kammron Taylor	67	168	.399
2007	Kammron Taylor	68	177	.384
2008	Michael Flowers	49	119	.412
2009	Tim Jarmusz	21	50	.420
2010	Trévon Hughes	107	150	.396
2011	Keaton Nankivil	59	129	.457
2012	Josh Gasser	42	93	.452
2013	Sam Dekker	50	128	.391
2014	Josh Gasser	47	109	.431
2015	Frank Kaminsky	42	101	.416
2016	Vitto Brown	38	95	.400
2017	D'Mitrik Trice	38	91	.418
2018	Aleem Ford	45	110	.409
2019	Brevin Pritzl	32	78	.410
2020	Micah Potter	21	144	.528

FREE THROW PERCENTAGE (Min 2.0 made per game)

Year	Name	FT	FTA	PCT
1947	Bob Cook	75	101	.743
1948	Bob Cook	73	97	.754
1949	Don Rehfeldt	89	129	.690
1950	Don Rehfeldt	96	147	.653
1951	Ab Nicholas	106	149	.711
1952	Ab Nicholas	121	176	.687
1953	Dick Cable	81	110	.736
1954	Dick Cable	69	92	.750
1955	Dick Miller	87	109	.798
1956	Dick Miller	145	181	.801
1957	Bob Litzow	55	92	.598
1958	Walter Holt	71	90	.789
1959	Bob Barneson	73	108	.676
1960	Marty Gharrity	74	92	.804
1961	Ken Siebel	67	97	.691
1962	Ken Siebel	104	155	.671
1963	Ken Siebel	111	158	.703
1964	Mark Zubor	69	99	.697
1965	Ken Barnes	62	84	.738
1966	Mike Carlin	70	90	.778
1967	Chuck Nagle	87	117	.744
1968	James Johnson	95	130	.731
1969	Chuck Nagle	53	63	.841
1970	Clarence Sherrod	168	202	.832
1971	Clarence Sherrod	148	200	.740
1972	Lee Oler	84	106	.792
1973	Leon Howard	117	157	.745
1974	Kim Hughes	57	92	.620
1975	Mike McCauley	98	125	.784
1976	Dale Koehler	125	165	.758
1977	James Gregory	97	139	.698
1978	Bill Pearson	74	95	.779
1979	Wes Matthews	109	139	.784
1980	Wes Matthews	127	143	.888
1981	Claude Gregory	152	202	.752
1982	Cory Blackwell	71	103	.689
1983	Brad Sellers	82	99	.828
1984	Scott Roth	76	96	.792
1985	Rick Olson	73	82	.890
1986	Rick Olson	97	110	.882
1987	J.J. Weber	105	141	.745
1988	Trent Jackson	88	106	.830
1989	Danny Jones	149	199	.749
1990	Willie Simms	92	146	.630

1991	Patrick Tompkins	95	147	.646
1992	Tracy Webster	90	115	.783
1993	Tracy Webster	72	89	.809
1994	Michael Finley	110	140	.786
1995	Michael Finley	140	181	.773
1996	Mosezell Peterson	79	107	.738
1997	Paul Grant	92	129	.713
1998	Sean Mason	128	157	.815
1999	Sean Mason	137	169	.811
2000	Mark Vershaw	106	144	.736
2001	Roy Boone	88	118	.746
2002	Devin Harris	101	130	.777
2003	Mike Wilkinson	81	103	.786
2004	Devin Harris	171	216	.792
2005	Kammron Taylor	89	116	.767
2006	Kammron Taylor	92	111	.829
2007	Kammron Taylor	124	157	.790
2008	Jason Bohannon	72	83	.867
2009	Joe Krabbenhoft	66	78	.846
2010	Jon Leuer	67	93	.720
2011	Jon Leuer	113	134	.843
2012	Jordan Taylor	135	172	.785
2013	Jared Berggren	73	104	.702
2014	Ben Brust	80	89	.899
2015	Nigel Hayes	125	168	.744
2016	Bronson Koenig	74	97	.763
2017	Nigel Hayes	135	230	.587
2018	Brad Davison	90	110	.818
2019	Brad Davison	76	94	.809
2020	Micah Potter	37	43	.860

ASSISTS

Year	Name	G	AST	AVG
1974	Marcus McCoy	24	74	3.1
1975	Bruce McCauley	25	88	3.5
1976	James Smith	23	76	3.3
1977	Bob Falk	27	93	3.4
	Arnold Gaines	27	93	3.4
1978	Arnold Gaines	26	80	3.1
1979	Wes Matthews	27	106	3.9
1980	Wes Matthews	28	118	4.2
1981	Dan Hastings	27	85	3.1
1982	Carl Golston	27	93	3.4
1983	Rick Olson	28	83	3.0
1984	Scott Roth	28	87	3.1
1985	Mike Heineman	25	111	4.4
1986	Mike Heineman	22	100	4.5
1987	Mike Heineman	28	137	4.9
1988	Tom Molaski	28	104	3.7
1989	Tom Molaski	30	108	3.6
1990	Willie Simms	30	97	3.2
1991	Willie Simms	29	98	3.4
1992	Tracy Webster	31	151	4.9
1993	Tracy Webster	28	179	6.4
1994	Tracy Webster	29	171	5.9
1995	Michael Finley	27	108	4.0
1996	Sam Okey	32	100	3.1
1997	Ty Calderwood	27	101	3.7
1998	Hennssy Auriantal	29	64	2.2
1999	Ty Calderwood	32	104	3.3
2000	Mark Vershaw	36	118	3.3
2001	Mike Kelley	29	89	3.1
2002	Travon Davis	32	126	3.9
2003	Kirk Penney	32	100	3.1
2004	Devin Harris	32	141	4.4

2005	Sharif Chambliss	34	95	2.8
2006	Kammron Taylor	31	73	2.4
2007	Michael Flowers	36	105	2.9
2008	Michael Flowers	36	97	2.7
2009	Trévon Hughes	33	94	2.9
2010	Jordan Taylor	33	118	3.6
2011	Jordan Taylor	34	161	4.7
2012	Jordan Taylor	36	147	4.1
2013	Traevon Jackson	35	99	2.8
2014	Traevon Jackson	38	151	4.0
2015	Frank Kaminsky	39	103	2.6
2016	Nigel Hayes	35	104	3.0
2017	Ethan Happ	37	104	2.8
2018	Ethan Happ	33	122	3.7
2019	Ethan Happ	34	153	4.5
2020	D'Mitrik Trice	31	131	4.2

STEALS

Year	Name	G	STL	AVG
1978	Arnold Gaines	26	28	1.1
1979	Wes Matthews	27	53	2.0
1980	Wes Matthews	28	42	1.5
1981	John Bailey	27	39	1.4
1982	John Bailey	27	37	1.4
1983	Cory Blackwell	28	39	1.4
1984	Scott Roth	28	43	1.5
1985	Mike Heineman	25	33	1.3
1986	Rick Olson	28	33	1.2
1987	J.J. Weber	31	41	1.3
1988	Trent Jackson	28	59	2.1
1989	Trent Jackson	30	50	1.7
1990	Willie Simms	30	33	1.1
	Tim Locum	30	33	1.1
1991	Willie Simms	29	27	0.9
1992	Tracy Webster	31	48	1.5
1993	Tracy Webster	28	66	2.4
1994	Tracy Webster	29	69	2.4
1995	Michael Finley	27	52	1.9
1996	Hennsy Auriantal	32	43	1.3
1997	Ty Calderwood	27	63	2.3
1998	Mike Kelley	31	58	1.9
1999	Mike Kelley	32	62	1.9
2000	Mike Kelley	36	95	2.6
2001	Mike Kelley	29	60	2.1
2002	Devin Harris	32	43	1.3
2003	Devin Harris	32	65	2.0
2004	Devin Harris	32	56	1.8
2005	Mike Wilkinson	34	38	1.1
2006	Michael Flowers	31	39	1.3
2007	Michael Flowers	36	58	1.6
2008	Trévon Hughes	35	62	1.7
2009	Trévon Hughes	33	49	1.5
2010	Trévon Hughes	33	55	1.7
2011	Jordan Taylor	34	25	0.7
2012	Jordan Taylor	36	37	1.0
2013	Traevon Jackson	35	35	1.0
2014	Nigel Hayes	38	32	0.8
2015	Nigel Hayes	40	34	0.9
2016	Ethan Happ	35	63	1.8
2017	Ethan Happ	37	67	1.8
2018	Ethan Happ	33	49	1.5
2019	Ethan Happ	34	38	1.1
2020	D'Mitrik Trice	31	24	0.8

BLOCKED SHOTS

Year	Name	G	BL	AVG
1978	Claude Gregory	27	21	0.8
1979	Claude Gregory	27	21	0.8
1980	Claude Gregory	29	20	0.7
1981	Claude Gregory	27	26	1.0
1982	Brad Sellers	27	52	1.9
1983	Brad Sellers	28	68	2.4
1984	David Miller	27	11	0.4
1985	John Ploss	28	20	0.7
1986	J.J. Weber	28	28	1.0
1987	J.J. Weber	31	45	1.5
1988	Kurt Portmann	28	25	0.9
1989	Kurt Portmann	30	34	1.1
1990	Kurt Portmann	31	30	1.0
1991	Patrick Tompkins	30	25	0.8
1992	Louis Ely	30	41	1.4
1993	Louis Ely	28	31	1.1
1994	Rashard Griffith	25	66	2.6
1995	Rashard Griffith	26	58	2.2
1996	Sam Okey	32	42	1.3
1997	Paul Grant	28	34	1.2
1998	Sean Daugherty	31	18	0.6
	Andy Kowske	31	18	0.6
1999	Andy Kowske	32	27	0.8
2000	Andy Kowske	36	27	0.8
2001	Andy Kowske	29	14	0.5
2002	Devin Harris	32	18	0.6
2003	Mike Wilkinson	32	31	1.0
2004	Mike Wilkinson	32	41	1.3
2005	Mike Wilkinson	34	31	0.9
2006	Greg Stiemsma	16	24	1.5
2007	Marcus Landry	36	31	0.9
2008	Greg Stiemsma	35	40	1.1
2009	Marcus Landry	33	35	1.1
2010	Jon Leuer	24	32	1.3
2011	Keaton Nankivil	34	42	1.2
2012	Jared Berggren	36	60	1.7
2013	Jared Berggren	35	73	2.1
2014	Frank Kaminsky	38	66	1.7
2015	Frank Kaminsky	39	57	1.5
2016	Ethan Happ	35	32	0.9
2017	Ethan Happ	37	43	1.1
2018	Ethan Happ	33	35	1.1
2019	Nate Reuvers	34	60	1.8
2020	Nate Reuvers	31	58	1.9

MINUTES

Year	Name	G	MIN	AVG
1978	Arnold Gaines	26	782	30.1
1979	Wes Matthews	27	986	36.5
1980	Claude Gregory	29	1001	34.5
1981	Claude Gregory	27	989	36.6
1982	Brad Sellers	27	964	35.7
1983	Brad Sellers	28	1009	36.0
1984	Cory Blackwell	28	1045	37.3
1985	Rick Olson	28	970	34.6
1986	Rick Olson	28	983	35.1
1987	J.J. Weber	31	993	32.0
1988	Trent Jackson	28	1032	36.9
1989	Trent Jackson	30	1099	36.6
1990	Danny Jones	31	1043	33.6

1991	Patrick Tompkins	30	1091	36.4
1992	Tracy Webster	31	1077	34.7
1993	Michael Finley	28	979	35.0
1994	Michael Finley	29	1046	36.1
1995	Michael Finley	27	1000	37.0
1996	Sam Okey	32	1024	32.0
1997	Ty Calderwood	27	886	32.8
1998	Sean Mason	31	885	28.5
1999	Sean Mason	32	937	29.3
2000	Mark Vershaw	36	1122	31.2
2001	Mike Kelley	29	903	31.1
2002	Devin Harris	32	1094	34.2
2003	Kirk Penney	32	1119	35.0
2004	Devin Harris	32	1162	36.3
2005	Mike Wilkinson	34	1081	31.8
2006	Kammron Taylor	31	1064	34.3
2007	Kammron Taylor	36	1182	32.8
2008	Michael Flowers	36	1139	31.6
2009	Jason Bohannon	33	1092	33.1
2010	Jason Bohannon	33	1214	36.8
2011	Jordan Taylor	34	1241	36.5
2012	Jordan Taylor	36	1297	36.0
2013	Ben Brust	35	1200	34.3
2014	Ben Brust	38	1318	34.7
2015	Frank Kaminsky	39	1311	33.6
2016	Nigel Hayes	35	1267	36.2
2017	Nigel Hayes	37	1198	32.4
2018	Brad Davison	33	1028	31.2
2019	D'Mitrik Trice	34	1107	32.6
2020	D'Mitrik Trice	31	997	31.2

1,000-POINT SCORERS

1. Alando Tucker – 2,217

Wisconsin's all-time leading scorer, Alando Tucker was UW's first consensus 1st-team All-American since John Kotz in 1942 ... Tucker earned Big Ten Player of the Year as a senior and was a finalist for every national player of the year award that season ... he broke Devin Harris' single-season school record with 716 points in 2006-07 ... finished career ranking ninth in Big Ten history in both career points and free throws and fourth in conference history in free throw attempts ... 2007 Lowe's Senior CLASS Award winner ... UWBWA District V Player of the year as a senior ... first UW player to lead the Big Ten in scoring in league games (20.0 ppg, 2006) since Don Rehfeldt in 1950 ... tied school-record with five Big Ten Player of the Week awards ... consensus first-team All-Big Ten as well as NABC first-team All-District 11 and USBWA All-District 5 pick as a junior ... third-team All-Big Ten as a sophomore ... led the Big Ten and set school record for offensive rebounds (2.69 per game and 86 total) as a freshman ... finished career ranking first or second in eight different UW season statistical categories, topping the charts in career field goals, free throws made, games played and minutes played ... first-round draft pick of the Phoenix Suns (29th overall) in the 2007 NBA Draft

Season	G	FG-A	PCT	3P-A	PCT	FT-A	PCT	REB	AST	PTS-AVG
2002-03	32	139-261	.533	18-58	.310	89-130	.685	189	34	385-12.0
2003-04	4	19-33	.576	3-7	.429	15-22	.682	18	1	56-14.0
2004-05	31	162-334	.485	23-73	.315	125-183	.683	189	52	472-15.2
2005-06	31	222-490	.453	17-68	.250	127-233	.545	177	53	588-19.0
2006-07	36	256-545	.470	40-123	.325	164-249	.659	196	73	716-19.9
Totals	134	798-1663	.480	101-329	.307	520-817	.636	769	213	2217-16.5

2. Michael Finley – 2,147

By the time Michael Finley finished his career at Wisconsin, he had risen to the 12th-leading scorer in Big Ten history (all games) ... at the time, Finley also ranked seventh in Big Ten scoring annals in conference games with 1,385 points ... three-time (1993, '94, '95) Associated Press honorable mention All-America choice ... twice (1993, '95) named first-team All-Big Ten ... only player in Badger history to score 500 points in three different seasons ... only player in UW history to average better than 20 points per game in three different years ... finished career ranking first or second in six different UW career statistical categories, including setting the school's career record for field goal attempts and 3-point field goal attempts ... first-round draft choice (21st overall) of the Phoenix Suns in 1995 ... won an NBA Title in 2007 with the San Antonio Spurs ... inducted into the UW Athletic Hall of Fame in 2004

Season	G	FG-A	PCT	3P-A	PCT	FT-A	PCT	REB	AST	PTS-AVG
1991-92	31	130-287	.453	26-72	.361	95-128	.742	152	85	381-12.3
1992-93	28	223-478	.467	63-173	.364	111-144	.771	161	86	620-22.1
1993-94	29	208-446	.466	66-182	.363	110-140	.786	194	92	592-20.4
1994-95	27	178-470	.379	58-204	.284	140-181	.773	141	108	554-20.5
Totals	115	739-1681	.440	213-631	.338	456-593	.768	648	371	2147-18.7

3. Ethan Happ – 2,130

The first two-time AP All-American in Wisconsin history, Ethan Happ finished his career as one of the most accomplished players in Big Ten annals. Happ earned second-team All-American honors in 2019 and third-team in 2017, while also becoming the first three-time, first-team All-Big Ten honoree in school history. Winner of the 2019 Kareem Abdul-Jabbar and Pete Newell Awards, Happ is one of six players in NCAA history to accumulate at least 2,000 points, 1,000 rebounds and 400 assists, joining Oscar Robertson, Larry Bird, Danny Ferry, Stacey Augmon and John Konchar. The Milan, Illinois, native exited Madison ranked 18th on the Big Ten's all-time scoring list and third on the career rebounding ledger. Happ started all 139 games his career and owns the Wisconsin school record for rebounds and blocks and ranks among UW's all-time top three in each of the five major statistically categories: points, rebounds, assists, blocks and steals.

Season	G	FG-A	PCT	3P-A	PCT	FT-A	PCT	REB	AST	PTS-AVG
2015-16	35	163-303	.538	0-0	---	108-168	.643	278	44	434-12.4
2016-17	37	218-372	.586	0-0	---	81-162	.500	332	104	517-14.0
2017-18	33	242-458	.528	1-11	.091	105-191	.550	265	122	590-17.9
2018-19	34	257-485	.530	0-5	.000	75-161	.466	342	153	589-17.3
Totals	139	880-1618	.544	1-16	.063	369-682	.541	1217	423	2130-15.3

4. Nigel Hayes — 1,857

One of the most versatile players in program history, Nigel Hayes appears on the school's top-10 lists for points, rebounds and assists ... Hayes became just the second player in Big Ten history to tally at least 1,800 points, 700 rebounds and 300 assists ... 1 of just 3 UW players to accumulate 1,000 points, 500 rebounds and 300 assists, joining Michael Finley and Ethan Happ ... key contributor on back-to-back Final Four teams in 2014 and 2015 ... first-team All-Big Ten (2015, '16) and third-team All-Big Ten (2017) ... named 2014 Big Ten Sixth Man of the Year, Hayes also made the Big Ten All-Freshman Team ... 2017 NCAA Tournament All-East Region Team ... 2017 Big Ten All-Tournament Team ... Academic All-Big Ten (2015, '16)

Season	G	FG-A	PCT	3P-A	PCT	FT-A	PCT	REB	AST	PTS-AVG
2013-14	38	98-192	.510	0-0	.000	96-164	.585	106	36	292-7.7
2014-15	40	166-334	.497	40-101	.396	125-168	.744	247	79	497-12.4
2015-16	35	161-438	.368	39-133	.293	190-258	.736	204	104	551-15.7
2016-17	37	180-394	.457	22-70	.314	135-230	.587	245	100	517-14.0
Totals	150	605-1358	.446	101-304	.332	546-820	.666	802	319	1857-12.4

5. Danny Jones — 1,854

An AP honorable mention All-American in 1988-89, Danny Jones led the Badgers in scoring in 1988-89 and 1989-90 ... two-time team captain (1988-89, '89-90) ... Badger MVP in 1989-90 ... second-team All-Big Ten (1989 and 1990), and third-team All-Big Ten (1988) ... led UW in rebounding in 1987-88 and 1988-89 ... set then-school record for points in a season when he scored 611 in 1988-89 ... finished as UW's all-time leader in career FG percentage (.535), free throw attempts (599) and was second in field goals made (723) ... scored in double figures in 91 games for Badgers, including a stretch of 33 straight ... inducted in UW Athletic Hall of Fame in 2003

Season	G	FG-A	PCT	3P-A	PCT	FT-A	PCT	REB	AST	PTS-AVG
1986-87	31	101-181	.558	0-0	--	52-88	.591	99	21	254-8.2
1987-88	26	176-309	.570	0-1	.000	89-124	.718	121	26	441-17.0
1988-89	30	231-449	.514	0-2	.000	149-199	.749	141	35	611-20.4
1989-90	31	215-412	.522	0-4	.000	118-188	.628	140	26	548-17.7
Totals	118	723-1351	.535	0-7	.000	408-599	.681	501	108	1854-15.7

6. Claude Gregory — 1,745

UW's career rebounding leader (904), Claude Gregory scored in double figures in 80 games ... a second-team All-Big Ten selection in 1980-81 and a third-team all-conference choice in 1979-80 ... led team in scoring and rebounding in 1980-81 en route to Badger MVP honors ... also led UW in rebounding in 1978-79 and 1979-80 ... named team's Most Improved Player in 1977-78 ... finished UW career as school's leader in field goals, field goal attempts, free throws, free throw attempts and minutes played ... brother, James, played at UW from 1976-78 ... second-round draft choice (41st overall) of Washington in 1981 NBA Draft

Season	G	FG-A	PCT	3P-A	PCT	FT-A	PCT	REB	AST	PTS-AVG
1977-78	27	92-245	.376	--	--	70-99	.707	165	17	254-9.4
1978-79	27	168-385	.436	--	--	71-106	.670	235	29	407-15.1
1979-80	29	197-424	.465	--	--	140-189	.741	254	37	534-18.4
1980-81	27	199-438	.454	--	--	152-202	.752	249	25	550-20.4
Totals	110	656-1492	.440	--	--	433-596	.727	904	108	1745-15.9

7. Rick Olson — 1,736

A member of the UW Athletic Hall of Fame (Class of 2008), Rick Olson started every game during his four-year career ... UW's career leader in free throw percentage (.870), Olson also set school records for minutes played (3,962) and starts (112) ... team captain, MVP and leading scorer in 1985-86 ... third-team All-Big Ten in 1985-86 and honorable mention All-Big Ten in 1984-85 ... his 39 points in a win over Michigan (1/14/84) were just three short of Ken Barnes' school record ... selected in seventh round (158th overall) of 1986 NBA Draft by Houston ... a 2000 Madison Sports Hall of Fame inductee and 2006 Wisconsin Basketball Coaches Association Hall of Fame inductee

Season	G	FG-A	PCT	3P-A	PCT	FT-A	PCT	REB	AST	PTS-AVG
1982-83	28	129-326	.398	18-48	.375	31-41	.756	41	83	307-11.0
1983-84	28	166-337	.493	--	--	59-66	.894	44	67	391-14.0
1984-85	28	197-397	.496	--	--	73-82	.890	52	66	467-16.7
1985-86	28	237-485	.489	--	--	97-110	.882	67	43	571-20.4
Totals	112	729-1545	.472	18-48	.375	260-299	.870	204	259	1736-15.5

8. Trent Jackson — 1,545

Trent Jackson earned second-team All-Big Ten honors from AP in 1988-89, while leading Badgers to their first postseason tournament bid since 1947 ... team MVP in 1987-88 and 1988-89 ... also captained squad in 1988-89 ... a third-team All-Big Ten choice by UPI in 1987-88 ... tabbed UW's Most Improved Player in 1986-87 ... led team in scoring in 1987-88 ... exited his career as the school's leader in 3-point field goals (193), 3-point attempts (430) and steals (151) ... also set then-single-season steals record with 59 in 1988 and was the first UW player to hit seven 3-pointers in a single game (at Ohio State 1/17/87)

Season	G	FG-A	PCT	3P-A	PCT	FT-A	PCT	REB	AST	PTS-AVG
1985-86	13	35-83	.422	--	--	5-10	.500	18	24	75-5.8
1986-87	28	129-289	.446	46-103	.447	46-59	.780	36	38	350-12.5
1987-88	28	192-426	.451	74-164	.451	88-106	.830	106	98	546-19.5
1988-89	30	201-408	.493	73-163	.448	99-133	.744	90	101	574-19.1
Totals	99	557-1206	.462	193-430	.449	238-308	.773	250	261	1545-15.6

9. Jordan Taylor — 1,533

Jordan Taylor became just the second Badger in school history to earn multiple AP All-American honors after being named honorable mention in 2012 and second-team All-American as a junior ... he was also a two-time first-team All-Big Ten pick in 2011 and 2012 and was named to the Big Ten All-Defensive Team in 2011 ... one of five finalists for the 2011 Bob Cousy Award, Taylor set the NCAA record for career assist-to-turnover ratio (464 assists, 154 TOs = 3.01 ratio) ... led the NCAA in assist-to-TO ratio as a junior (3.83) ... finished his career second in school history with 464 assists and became eighth player in Big Ten history with 1,500 points, 400 rebounds and 450 assists ... owns 21 games with 20+ points, including a career-high 39 points at Indiana (3/3/11)

Season	G	FG-A	PCT	3P-A	PCT	FT-A	PCT	REB	AST	PTS-AVG
2008-09	33	19-73	.260	5-26	.192	10-17	.588	31	38	53-1.6
2009-10	33	111-281	.395	35-107	.327	74-103	.718	105	118	331-10.0
2010-11	34	194-448	.433	75-175	.429	154-185	.832	139	161	617-18.1
2011-12	36	166-413	.402	65-176	.369	135-172	.785	137	147	532-14.8
Totals	136	490-1215	.403	180-484	.372	373-477	.782	412	464	1533-11.3

10. Mike Wilkinson — 1,532

Mike Wilkinson led the Badgers in rebounding all four of his years at UW ... consensus first-team All-Big Ten as well as NABC All-District 11, USBWA All-District 5 and Basketball Times All-Mideast selection his senior year ... earned second-team All-Big Ten as a junior and was also named to the 2004 Big Ten All-Tournament team ... 14 career double-doubles ... started every game in his last three seasons and never missed a game in his career ... exited UW ranked first in career offensive rebounds (311), games played (130) and minutes played (4,023) and third in total rebounds (856)

Season	G	FG-A	PCT	3P-A	PCT	FT-A	PCT	REB	AST	PTS-AVG
2001-02	32	94-212	.443	18-54	.333	93-123	.756	171	48	299-9.3
2002-03	32	113-261	.433	21-71	.296	81-103	.786	216	50	328-10.3
2003-04	32	136-277	.491	28-81	.346	119-160	.744	219	62	419-13.1
2004-05	34	179-349	.513	27-73	.370	101-148	.682	250	62	486-14.3
Totals	130	522-1099	.475	94-279	.337	394-534	.738	856	222	1532-11.8

11. Bronson Koenig — 1,459

One of Wisconsin's most prolific shooters, Bronson Koenig finished his career as the program's 3-point king with 270 career 3-pointers to surpass former teammate Ben Brust (235) ... Koenig also set a UW record hitting at least one 3-pointer in 43 straight games ... Koenig was a key contributor on back-to-back Final Four teams, including 2014-15 when he helped lead the Badgers to their first national championship game appearance since 1941 ... as a senior in 2016-17, Koenig was on national watch lists for player of the year awards and Bob Cousy Point Guard of the Year ... 2017 Big Ten All-Tournament Team ... 2017 Second-Team All-Big Ten ... 2016 Third-Team All-Big Ten ... 2017 USBWA Courageous Award winner.

Season	G	FG-A	PCT	3P-A	PCT	FT-A	PCT	REB	AST	PTS-AVG
2013-14	37	51-115	.443	22-67	.328	6-8	.750	46	41	130-3.5
2014-15	40	115-278	.414	62-153	.405	56-69	.812	70	98	348-8.7
2015-16	35	151-385	.392	83-213	.390	74-97	.763	97	84	459-13.1
2016-17	36	181-432	.419	103-262	.393	57-63	.905	77	73	522-14.5
Totals	144	498-1210	.412	270-695	.388	193-237	.814	406	188	1459-9.9

12. Frank Kaminsky – 1,458

The consensus 2015 National Player of the Year, Frank Kaminsky became the first player in UW history to win the Naismith Trophy, the Wooden Award and the Oscar Robertson Trophy as well as earning AP Player of the Year honors ... averaged just 2.9 points through his first two seasons, but burst onto the national scene earning All-Big Ten and NCAA West Regional MOP honors as a junior ... led the Badgers in points, rebounds, assists, blocks, FG% and 3FG% as a senior while leading UW to back-to-back Final Fours and the 2015 Big Ten Regular Season and Tournament championships ... selected ninth overall by the Charlotte Hornets in the 2015 NBA Draft.

Season	G	FG-A	PCT	3P-A	PCT	FT-A	PCT	REB	AST	PTS-AVG
2011-12	35	23-56	.411	10-35	.286	7-14	.500	50	10	63-1.8
2012-13	32	43-98	.439	14-45	.311	33-43	.767	56	26	133-4.2
2013-14	38	196-371	.528	37-98	.378	101-132	.765	240	49	530-13.9
2014-15	39	267-488	.547	42-101	.416	156-200	.780	320	103	732-18.8
Totals	144	529-1013	.522	103-279	.369	297-389	.763	666	188	1458-10.1

13. Kirk Penney – 1,454

A native of Auckland, New Zealand, Kirk Penney became the first UW player to earn back-to-back first-team All-Big Ten selections (2002 and 2003) since Ab Nicholas in 1951 and 1952 ... unanimous first-team choice by both coaches and media in 2003 ... at the time, set school record with five Big Ten Player of the Week awards ... finished career second on UW career list in 3-pointers made (217) and attempted (561)

Season	G	FG-A	PCT	3P-A	PCT	FT-A	PCT	REB	AST	PTS-AVG
1999-00	34	45-135	.333	23-77	.299	14-19	.737	48	27	127-3.7
2000-01	29	108-245	.441	70-162	.432	40-56	.714	88	32	326-11.2
2001-02	32	167-368	.454	62-161	.385	86-112	.768	157	55	482-15.1
2002-03	32	183-410	.446	62-161	.385	91-121	.752	191	100	519-16.2
Totals	127	503-1158	.434	217-561	.387	231-308	.750	484	214	1454-11.4

14. Devin Harris – 1,425

The 2004 Big Ten Player of the Year, Devin Harris was a starter for two regular season Big Ten championship teams (2002 and 2003) and the 2004 Big Ten Tournament title squad ... 2004 Wooden Award All-American ... finalist for Wooden, Naismith, Rupp and USBWA Player of the Year Awards as a junior ... runner-up for the Cousy Award (top collegiate point guard) ... second-team AP All-American ... also earned the 2004 Big Ten Tournament Most Outstanding Player award ... his 624 points in 2003-04 were the second-highest single-season mark in UW history at the time ... set the school record with 171 made free throws in 2004 ... started all 96 games of his career, averaging 35.0 minutes per game ... drafted by Washington with the fifth overall pick in the 2004 NBA Draft ... earned All-Star recognition with the New Jersey Nets in 2009

Season	G	FG-A	PCT	3P-A	PCT	FT-A	PCT	REB	AST	PTS-AVG
2001-02	32	117-283	.413	59-161	.366	101-130	.777	105	56	394-12.3
2002-03	32	132-285	.463	53-137	.387	90-119	.756	147	98	407-12.7
2003-04	32	189-412	.459	75-201	.373	171-216	.792	139	141	624-19.5
Totals	96	438-980	.447	187-499	.375	362-465	.778	391	295	1425-14.8

15. Clarence Sherrod – 1,408

UW's career leader in scoring average (19.6 ppg), Clarence Sherrod was inducted into the UW Athletic Hall of Fame in 2002 ... second-team All-Big Ten choice in 1969-70 and 1970-71 ... Academic All-Big Ten in 1969-70 ... team co-captain in 1970-71 ... led team in scoring in 1969-70 and 1970-71 ... ranks second behind Alando Tucker with 40 consecutive games scoring in double figures ... still holds Badger single-season mark for scoring average of 23.8 in 1970-71 ... ranks second to Devin Harris in season free throws (168) in 1969-70 ... seven career 30-point games ... chosen by Chicago in eighth round (134th overall) of 1971 NBA Draft

Season	G	FG-A	PCT	3P-A	PCT	FT-A	PCT	REB	AST	PTS-AVG
1968-69	24	104-273	.381	--	--	92-120	.767	161	--	300-12.5
1969-70	24	185-438	.420	--	--	168-202	.832	174	--	538-22.4
1970-71	24	211-519	.407	--	--	148-200	.740	183	--	570-23.8
Totals	72	500-1230	.407	--	--	408-522	.782	518	--	1408-19.6

16. Cory Blackwell — 1,405

A first-team All-Big Ten selection in 1983-84, Cory Blackwell garnered AP honorable mention All-America honors in his third and final season at Wisconsin ... two-time team MVP (1982-83 and 1983-84) ... third-team All-Big Ten in 1982-83 ... 36 straight games scoring in double figures ... his 16.9 ppg career scoring average ranks fourth in UW annals ... his 529 points in 1983-84 were the third-highest mark in UW history at the time ... selected by Seattle in second round (29th overall) of 1984 NBA Draft

Season	G	FG-A	PCT	3P-A	PCT	FT-A	PCT	REB	AST	PTS-AVG
1981-82	27	147-330	.445	--	--	71-103	.689	137	43	365-13.5
1982-83	28	215-465	.462	1-4	.250	80-113	.708	206	44	511-18.3
1983-84	28	201-439	.458	--	--	127-181	.702	243	50	529-18.9
Totals	83	563-1234	.456	1-4	.250	278-397	.700	586	137	1405-16.9

17. Jon Leuer — 1,376

Jon Leuer led UW in scoring and rebound during both his junior and senior seasons ... earned honorable mention AP All-America status as a senior ... 2011 first-team All-Big Ten selection (coaches) and second-team All-Big Ten (media) as well as NABC All-District 11, USBWA All-District 5 ... two-time Academic All-Big Ten (2009 & 2010) missed nine games as a junior with a broken left wrist ... scored 621 points in his senior season, the third-highest single-season total in school annals ... was part of a class that totaled 100 career wins ... his 85 career blocks place him 10th on UW's all-time ledger ... selected in second round of 2011 NBA Draft by the Milwaukee Bucks

Season	G	FG-A	PCT	3P-A	PCT	FT-A	PCT	REB	AST	PTS-AVG
2007-08	32	34-72	.472	12-26	.462	14-29	.483	40	12	94-2.9
2008-09	33	115-247	.466	16-54	.296	46-76	.605	126	28	292-8.8
2009-10	24	142-272	.522	18-46	.391	67-93	.720	139	39	369-15.4
2010-11	34	227-483	.470	54-146	.370	113-134	.843	246	56	621-18.3
Totals	123	518-1074	.482	100-272	.368	240-332	.723	551	135	1376-11.2

18. Sam Dekker — 1,363

An in-state product from Sheboygan, Wisconsin, Sam Dekker put a bow on his career by earning 2015 NCAA Tournament West Regional Most Outstanding Player honors after helping the Badgers to back-to-back Final Fours ... a second-team All-Big Ten pick as a junior, Dekker was also a finalist for the Julius Erving Award after averaging 13.9 points and 5.5 rebounds per game ... with 1,363 points and 569 rebounds, he became just the eighth player in UW history to top 1,000 points and 500 rebounds in three seasons ... declared early for the NBA and was selected by the Houston Rockets with the 18th overall pick in the 2015 NBA Draft

Season	G	FG-A	PCT	3P-A	PCT	FT-A	PCT	REB	AST	PTS-AVG
2012-13	35	118-247	.478	50-128	.391	49-71	.690	118	47	335-9.6
2013-14	38	168-358	.469	42-129	.326	94-137	.686	231	52	472-12.4
2014-15	40	213-406	.525	50-151	.331	80-113	.708	220	49	556-13.9
Totals	113	499-1011	.494	142-408	.348	223-321	.695	569	148	1363-12.1

19. Trévon Hughes — 1,339

Trévon Hughes was a part of 105 wins during his Badger career, tying the UW record ... he appeared in 132 games, starting 100 contests ... starter on the 2008 Big Ten regular season and tournament championship team ... 2010 All-Big Ten second team ... 2010 Big Ten All-Defensive team ... 2010 Bob Cousy Award finalist ... 2008 and 2009 All-Big Ten honorable mention ... finished career ranked third in UW history with 177 career steals, 10th with 277 assists and seventh with 175 3-pointers ... just the third UW player in history with 1,300 points, 300 rebounds and 250 assists, joining Michael Finley and Devin Harris ... posted 15 career games with 20+ points

Season	G	FG-A	PCT	3P-A	PCT	FT-A	PCT	REB	AST	PTS-AVG
2006-07	31	11-35	.314	6-18	.333	14-20	.700	32	11	42-1.4
2007-08	35	121-307	.394	43-137	.314	108-157	.688	107	86	393-11.2
2008-09	33	121-317	.382	52-145	.359	105-137	.766	105	94	399-12.1
2009-10	33	162-399	.406	74-187	.396	107-150	.713	148	86	505-15.3
Totals	132	415-1058	.392	175-487	.359	334-464	.720	392	277	1339-10.1

20. Sean Mason — 1,294

Sean Mason appeared in 105 games for the Badgers (72 starts) and capped his career with AP honorable mention All-America honors as a senior ... second-team All-Big Ten in 1998-99 and honorable mention the year before ... he finished his career ranked sixth in free throw percentage (.794), fifth in free throws (332), fifth in 3-point field goals (166) and third in 3-point field goal attempts (471) ... team's leading scorer his last two seasons, he was Big Ten's sixth-leading scorer as a senior ... set UW single-season records for 3-point field goals (78) and 3-point attempts (208) his senior year ... a right ACL injury cut short his sophomore season after 13 games a left ACL injury limited the following year (in which he redshirted) to four games ... tri-captain in '97-98

Season	G	FG-A	PCT	3P-A	PCT	FT-A	PCT	REB	AST	PTS-AVG
1994-95	25	41-122	.336	21-62	.339	23-39	.590	49	20	126-5.0
1995-96	13	37-93	.398	10-31	.323	28-33	.848	31	22	112-8.6
1996-97	4	9-25	.360	3-9	.333	16-20	.800	11	5	37-9.3
1997-98	31	149-378	.394	54-161	.335	128-157	.815	106	46	480-15.5
1998-99	32	162-419	.387	78-208	.375	137-169	.811	137	61	539-16.8
Totals	105	398-1037	.384	166-471	.352	332-418	.794	334	154	1294-12.3

21. Tracy Webster — 1,264

Tracy Webster earned second-team All-Big Ten honors in 1991-92, third-team in 1992-93 and honorable mention in 1993-94 ... Wisconsin's career leader in assists (501) and is ranked second to Mike Kelley in career steals (183) ... holds the top two single-season assist marks in school history with 179 in 1992-93 and 171 in 1993-94 ... posted seven double-doubles with points and assists ... holds UW single-season mark for 3-point field goal percentage (.490) set in 1991-92 ... his seven 3-pointers in a 1994 NCAA tournament game vs. Missouri tied the school record as did his 13-assist game vs. Michigan (2/26/92) ... team MVP in 1991-92 ... three-time team captain (1991-92, '92-93 and '93-94) ... served as head coach at DePaul for 16 games in 2010

Season	G	FG-A	PCT	3P-A	PCT	FT-A	PCT	REB	AST	PTS-AVG
1991-92	31	186-419	.444	75-153	.490	90-115	.783	116	151	537-17.3
1992-93	28	139-354	.393	45-134	.336	72-89	.809	96	179	395-14.1
1993-94	29	120-272	.441	47-119	.395	45-63	.714	79	171	332-11.4
Totals	88	445-1045	.426	167-406	.411	207-267	.775	291	501	1264-14.4

22. Wes Matthews — 1,251

Wes Matthews left Wisconsin as the No. 2 scorer in school history and his 18.1 career average still ranks third ... second-team All-Big Ten in 1979-80 and third-team all-league honors from UPI in 1978-79 ... team MVP in 1978-79 ... career .817 free-throw shooter, including a then-UW record .888 in final season ... made school-record 35 straight free throws during 1979-80 campaign ... led team in scoring in each of his three seasons ... selected in first round (14th overall) of 1980 NBA Draft by Washington ... played nine seasons in the NBA, winning two NBA championship rings with the Lakers

Season	G	FG-A	PCT	3P-A	PCT	FT-A	PCT	REB	AST	PTS-AVG
1977-78	14	83-197	.421	--	--	37-52	.712	47	31	203-14.5
1978-79	27	195-417	.468	--	--	109-139	.784	69	106	499-18.5
1979-80	28	211-412	.512	--	--	127-143	.888	73	118	549-19.6
Totals	69	489-1026	.477	--	--	273-334	.817	189	255	1251-18.1

23. Kammron Taylor — 1,223

A second-team All-Big Ten selection as a senior, Kammron Taylor set the then-school record for minutes played in a season with 1,182 in 2006-07 ... also earned honorable mention All-Big Ten as a junior ... exited UW ranking sixth in career free-throw percentage (.795) and eighth in career made 3-pointers with 163 ... scored a career-high 29 points against Michigan on Jan. 18, 2006 ... started 36 games in 2006-07, tied among single-season school leaders

Season	G	FG-A	PCT	3P-A	PCT	FT-A	PCT	REB	AST	PTS-AVG
2003-04	18	7-19	.368	2-8	.250	5-6	.833	2	1	21-1.2
2004-05	34	85-224	.379	26-77	.338	89-116	.767	82	56	285-8.4
2005-06	31	140-364	.385	67-168	.399	92-111	.829	91	73	439-14.2
2006-07	36	143-340	.421	68-177	.384	124-157	.790	81	70	478-13.3
Totals	119	375-947	.396	163-430	.379	310-390	.795	257	200	1223-10.3

24. Joe Franklin — 1,215

Inducted into the UW Athletic Hall of Fame in 1997, Joe Franklin was a first-team All-Big Ten choice in 1967-68 ... UW's career rebounding average leader (11.9 per game) and the school's No. 2 rebounder overall ... led team in rebounding in each of his three seasons ... owns 47 career double-doubles, the most in Wisconsin history ... set the UW single-season scoring record with 544 in 1967-68 ... team MVP in 1966-67 and 1967-68 ... team captain in 1967-68 ... his 27 rebounds vs. Purdue (3/2/68) rank second in UW single-game annals ... chosen in fifth round (63rd overall) of 1968 NBA Draft by Milwaukee

Season	G	FG-A	PCT	3P-A	PCT	FT-A	PCT	REB	AST	PTS-AVG
1965-66	24	118-281	.419	--	--	48-99	.485	235	--	284-11.8
1966-67	24	139-316	.440	--	--	109-167	.653	289	--	387-16.1
1967-68	24	202-402	.502	--	--	140-210	.667	334	--	544-22.7
Totals	72	459-999	.459	--	--	297-476	.624	858	--	1215-16.9

25. Dale Koehler — 1,200

A two-time team MVP and captain (1974-75 and 1975-76), Dale Koehler at one point registered 28 straight double-digit scoring games ... led team in scoring and rebounding last two seasons, averaging a double-double both seasons ... connected on a school-record 17 free throws vs. Loyola (Ill.) on Dec. 6, 1975 ... set then-school record for points in a half with 28 and finished with 36 points vs. Michigan on Feb. 2, 1976 ... selected by Cleveland in eighth round (123rd overall) of 1976 NBA Draft

Season	G	FG-A	PCT	3P-A	PCT	FT-A	PCT	REB	AST	PTS-AVG
1972-73	7	4-11	.364	--	--	3-6	.500	9	--	11-1.6
1973-74	24	129-273	.473	--	--	44-73	.603	195	39	302-12.6
1974-75	21	155-307	.505	--	--	72-109	.661	213	33	382-18.2
1975-76	26	190-437	.435	--	--	125-165	.758	263	48	505-19.4
Totals	78	478-1028	.465	--	--	244-353	.691	680	--	1200-15.4

26. Dick Cable — 1,180

Dick Cable was inducted into the UW Athletics Hall of Fame as part of the Class of 1998... named team MVP and captain in 1954-55 ... led UW in scoring in 1953-54 and 1954-55 ... paced team in free throw percentage in 1952-53 and 1953-54 ... became second player in school history to eclipse the 1,000-point mark, setting the school's career points record at the time ... Milwaukee's second choice in 1955 NBA Draft

Season	G	FG-A	PCT	3P-A	PCT	FT-A	PCT	REB	AST	PTS-AVG
1951-52	16	50-128	.391	--	--	36-51	.706	92	41	136-8.5
1952-53	22	110-299	.368	--	--	81-110	.736	100	--	301-13.7
1953-54	22	116-266	.436	--	--	69-92	.750	90	--	301-13.7
1954-55	22	156-389	.401	--	--	130-170	.765	118	--	442-20.2
Totals	82	432-1082	.399	--	--	316-423	.747	400	--	1180-14.4

27. Joe Chernelich — 1,171

A four-year starter, Joe Chernelich was a two-time team captain (1978-79 and 1979-80) and team MVP in 1979-80 ... led Badgers in rebounding in 1977-78 ... set then-UW career record for field goal percentage with a mark of .512 ... his 841 career rebounds still rank fourth in UW annals ... first Badger to average double figures in points for four full seasons ... chosen by New York in the fourth round (82nd overall) of the 1980 NBA Draft

Season	G	FG-A	PCT	3P-A	PCT	FT-A	PCT	REB	AST	PTS-AVG
1976-77	27	122-227	.537	--	--	77-113	.681	238	30	321-11.9
1977-78	27	112-221	.507	--	--	51-72	.708	182	61	275-10.2
1978-79	26	108-230	.470	--	--	60-92	.652	212	42	276-10.6
1979-80	29	123-230	.535	--	--	53-81	.654	209	58	299-10.3
Totals	109	465-908	.512	--	--	241-358	.673	841	191	1171-10.7

28. Jason Bohannon — 1,170

Appearing in 135 career games (second-most in school history), Jason Bohannon tied the school record with 105 wins ... started 68 games and set the Badger record with 1,214 minutes played during his senior season ... 2010 third-team All-Big Ten ... 2008 Big Ten Sixth Man of the Year ... owns UW record for consecutive made free throws with 39 straight in 2008 ... career 84.8% free throw shooter, ranking third in UW history ... finished career ranking fourth in school history with 212 made 3-pointers ... led Big Ten in free throw percentage during 2008 conference games (.957)

Season	G	FG-A	PCT	3P-A	PCT	FT-A	PCT	REB	AST	PTS-AVG
2006-07	33	49-110	.445	27-74	.365	26-31	.839	48	35	151-4.6
2007-08	36	85-198	.429	53-135	.393	72-83	.867	85	50	295-8.2
2008-09	33	104-273	.381	64-175	.366	68-84	.810	101	55	340-10.3
2009-10	33	127-277	.458	68-175	.389	62-71	.873	119	71	384-11.6
Totals	135	365-858	.425	212-559	.379	228-269	.848	353	211	1170-8.7

29. Don Rehfeldt — 1,169

Don Rehfeldt is one of just seven Badgers to earn first-team All-America honors (1950) ... Big Ten MVP in 1950 ... first-team All-Big Ten in 1949 and 1950 ... two-time team MVP (1948-49 and 1949-50) ... led UW in scoring and free throw pct. in 1948-49 and 1949-50 and led Badgers in field goal pct. in 1947-48, 1948-49 and 1949-50 ... still holds school record for field goal attempts with 37 vs. Iowa on Feb. 28, 1949 ... first Badger to reach 1,000 points ... inducted into the UW Athletics Hall of Fame in 1991 ... chosen second overall by Baltimore in the 1950 NBA Draft ... *entered service after first semester as freshman

Season	G	FG-A	PCT	3P-A	PCT	FT-A	PCT	REB	AST	PTS-AVG
1944-45*	9	37-na	---	--	--	21-na	--	--	--	95-10.6
1946-47	8	12-51	.235	--	--	9-18	.500	--	--	33-4.1
1947-48	20	86-258	.333	--	--	52-78	.667	--	--	224-11.2
1948-49	22	146-436	.335	--	--	89-129	.690	--	--	381-17.3
1949-50	22	170-505	.337	--	--	96-147	.653	--	--	436-19.8
Totals	81	451-na	--	--	--	267-na	--	--	--	1169-14.4

30. Leon Howard — 1,165

Leon Howard was a two-time team MVP (1971-72 and 1972-73) and also earned team captain honors in 1972-73 ... a three-year starter who led UW in scoring in each of his last two seasons ... paced Badgers in free throw percentage in 1972-73 ... one of four Badgers to record a double-double (15 points, 11 rebounds) in a win over Loyola (New Orleans) in 1970

Season	G	FG-A	PCT	3P-A	PCT	FT-A	PCT	REB	AST	PTS-AVG
1970-71	23	133-290	.455	--	--	90-130	.692	104	--	356-14.8
1971-72	23	143-346	.413	--	--	92-136	.676	179	--	378-16.4
1972-73	24	157-353	.445	--	--	117-157	.745	155	--	431-18.0
Totals	70	433-989	.438	--	--	299-423	.707	439	--	1165-16.6

31. Scott Roth — 1,156

A three-year starter, Scott Roth earned team MVP as a senior in 1984-85 ... two-time team captain (1983-84 and 1984-85) ... led UW in scoring in 1984-85, field goal percentage in 1983-84 and 1984-85 and free throw percentage, assists and steals in 1983-84 ... selected by San Antonio in the fourth round (82nd overall) of the 1985 NBA Draft ... appeared in 166 games for Utah, San Antonio and Minnesota

Season	G	FG-A	PCT	3P-A	PCT	FT-A	PCT	REB	AST	PTS-AVG
1981-82	25	47-102	.461	--	--	10-18	.556	47	27	104-4.2
1982-83	28	59-156	.378	0-0	--	43-60	.717	94	67	161-5.8
1983-84	28	151-304	.497	--	--	76-96	.792	83	87	378-13.5
1984-85	28	198-365	.542	--	--	117-156	.750	86	74	513-18.3
Totals	109	455-927	.491	0-0	--	246-330	.745	310	255	1156-10.6

32. Ben Brust – 1,148

Ben Brust finished his career as the most prolific 3-point shooter in school history, making a UW-record 235 triples ... Brust also holds the top two single-season 3-point totals at Wisconsin, including 96 as a senior in 2014. A two-time honorable mention All-Big Ten selection, Brust posted UW's fourth-highest career free throw percentage at 82.7 percent. The author for one of the most memorable plays in UW history, Brust drained a half-court buzzer-beater to force overtime in the Badgers' 65-62 win over No. 3 Michigan on Feb. 9, 2013.

Season	G	FG-A	PCT	3P-A	PCT	FT-A	PCT	REB	AST	PTS-AVG
2010-11	15	4-16	.250	2-10	.200	0-0	--	7	1	10-0.7
2011-12	36	92-232	.397	58-149	.389	20-24	.833	79	26	262-7.3
2012-13	35	140-330	.424	79-203	.389	29-43	.674	180	79	388-11.1
2013-14	38	156-372	.419	96-244	.393	80-89	.899	171	50	488-12.8
Totals	124	392-950	.413	235-606	.388	129-156	.827	437	156	1148-9.3

33. James Johnson – 1,147

James Johnson led the Badgers in scoring, rebounding and field goal percentage in 1968-69 en route to earning team MVP honors ... served as captain in 1968-69 ... three-year starter ... paced UW in free throw percentage in 1967-68 ... selected by Boston in seventh round (93rd overall) of 1969 NBA Draft

Season	G	FG-A	PCT	3P-A	PCT	FT-A	PCT	REB	AST	PTS-AVG
1966-67	24	104-228	.456	--	--	72-107	.673	128	--	280-11.7
1967-68	24	155-355	.437	--	--	95-130	.731	191	--	405-16.9
1968-69	24	164-401	.409	--	--	134-192	.698	210	--	462-19.2
Totals	72	423-984	.430	--	--	301-429	.702	529	--	1147-15.9

34. Brian Butch – 1,115

Brian Butch earned consensus first-team All-Big Ten honors while leading Wisconsin to the 2008 Big Ten championship ... three-time Academic All-Big Ten ... finished career ranked ninth in school history with 667 career rebounds and fifth with 222 career offensive rebounds ... one of only eight players in UW history with at least 1,000 career points and 650 career rebounds ... played in 97 Badger victories during his career ... tallied 12 career double-doubles

Season	G	FG-A	PCT	3P-A	PCT	FT-A	PCT	REB	AST	PTS-AVG
2004-05	27	35-83	.422	8-25	.320	20-34	.588	67	6	98-3.6
2005-06	31	119-241	.494	22-69	.319	46-70	.657	185	42	306-9.9
2006-07	30	97-204	.475	16-47	.340	55-94	.585	178	19	265-8.8
2007-08	35	158-346	.457	23-75	.307	96-146	.658	237	29	435-12.4
Totals	123	409-874	.468	69-216	.319	282-410	.688	667	96	1084-8.8

35. Marcus Landry – 1,114

A two-time second-team all-Big Ten pick in 2008 and 2009, Marcus Landry earned Most Outstanding Player of the 2008 Big Ten Tournament ... finished career ranking eighth in UW annals with 185 career offensive rebounds and fifth in Badgers history with 99 career blocks ... became just the 18th player in UW history with 1,000 points and 500 rebounds ... posted 45 career double-digit scoring games ... Wisconsin won 100 games during his four-year career ... led Badgers in scoring, blocks and FG pct. in 2009

Season	G	FG-A	PCT	3P-A	PCT	FT-A	PCT	REB	AST	PTS-AVG
2005-06	16	35-76	.474	4-11	.364	20-28	.714	50	20	96-6.0
2006-07	36	81-156	.519	13-36	.361	36-64	.563	116	30	211-5.9
2007-08	36	146-313	.466	19-54	.352	78-102	.765	194	50	389-10.8
2008-09	33	166-331	.502	29-79	.367	57-91	.626	151	51	418-12.7
Totals	121	429-876	.490	65-180	.361	191-285	.670	511	151	1114-9.2

36. Ken Siebel — 1,084

Ken Siebel was inducted into the UW Athletics Hall of Fame in 2006 for a standout career which featured team MVP honors three different seasons ... a three-year starter who led UW in scoring in 1961-62 ... paced Badgers in field goal percentage in 1960-61 and 1961-62 ... UW's free throw percentage leader in each of his three seasons ... selected by Baltimore in sixth round (47th overall) of the 1963 NBA Draft

Season	G	FG-A	PCT	3P-A	PCT	FT-A	PCT	REB	AST	PTS-AVG
1960-61	24	108-250	.432	--	--	67-97	.691	173	--	283-11.8
1961-62	24	144-318	.453	--	--	104-155	.671	171	--	392-16.3
1962-63	23	149-344	.433	--	--	111-158	.703	199	--	409-17.8
Totals	71	401-912	.440	--	--	282-410	.688	543	--	1084-15.3

37. Tim Locum — 1,077

One of the top 3-point shooters in UW history, Tim Locum holds the school record for made 3-pointers with 227 and currently ranks fourth on the all-time NCAA list for 3-point field goal percentage (.472) among players who have made at least 200 shots from beyond the arc ... two-time team captain (1989-90 and 1990-91) ... two-year starter ... owns three of the top five single-season 3-point shooting percentages in UW annals ... converted a school-record seven 3-pointers in a game on two different occasions

Season	G	FG-A	PCT	3P-A	PCT	FT-A	PCT	REB	AST	PTS-AVG
1987-88	28	58-137	.423	41-93	.441	30-35	.857	41	41	187-6.7
1988-89	30	83-168	.494	54-111	.486	45-55	.818	71	60	265-8.8
1989-90	30	94-194	.485	67-143	.469	40-45	.889	69	67	295-9.8
1990-91	30	107-212	.505	65-134	.485	51-59	.864	75	53	330-11.0
Totals	118	342-711	.481	227-481	.472	166-194	.856	256	221	1077-9.1

38. Josh Gasser — 1,075

By the time Josh Gasser finished his UW career, the Port Washington, Wisconsin, native had re-written all of the school's career service records, setting the marks for career starts (144), games played (148) and total minutes played (4,774) ... a two-time All-Big Ten Defensive Team selection, he joined Michael Finley as the only players in Badgers history to post 1,000 points, 500 rebounds and 250 assists ... "Captain America," as he was called by his teammates, finished his career ranked 10th in UW history by shooting 40.2% from 3-point range and third in Badgers annals with a 2.25 career assist-to-turnover ratio

Season	G	FG-A	PCT	3P-A	PCT	FT-A	PCT	REB	AST	PTS-AVG
2010-11	34	68-144	.472	19-63	.302	47-55	.855	132	75	202-5.9
2011-12	36	84-181	.464	42-93	.452	65-83	.783	152	67	275-7.6
2013-14	38	84-194	.433	47-109	.431	118-136	.868	152	72	333-8.8
2014-15	40	77-174	.443	49-126	.389	62-75	.827	139	70	265-6.6
Totals	148	313-693	.452	157-391	.402	292-349	.837	575	284	1075-7.3

T39. Larry Petty — 1,066

A four-year starter, Larry Petty was tabbed UW's Most Improved Player in back-to-back seasons (1978-79 and 1979-80) ... finished his career ranked fourth in school history with 718 career rebounds ... led UW in field goal percentage in 1978-79 and 1980-81 ... chosen by Los Angeles in the seventh round (157th overall) of the 1981 NBA Draft

Season	G	FG-A	PCT	3P-A	PCT	FT-A	PCT	REB	AST	PTS-AVG
1977-78	27	50-138	.362	--	--	34-63	.540	128	11	134-5.0
1978-79	27	106-204	.520	--	--	55-94	.585	183	22	267-9.9
1979-80	29	97-210	.462	--	--	59-107	.551	175	25	253-8.7
1980-81	27	172-348	.494	--	--	68-126	.539	232	22	412-15.3
Totals	110	425-900	.472	--	--	216-390	.554	718	80	1066-9.7

T39. Mark Vershaw – 1,066

Mark Vershaw was just the sixth forward in Big Ten history to register at least 1,000 points, 400 rebounds and 300 assists ... never missed a game during his UW career ... finished his career tied for the school record with 128 games played ... exited UW sixth in career assists (311) and fifth in minutes played (3,466) ... leading scorer on UW's 2000 Final Four team and set school records for minutes played (1,122) and assists by a forward (118) that year

Season	G	FG-A	PCT	3P-A	PCT	FT-A	PCT	REB	AST	PTS-AVG
1997-98	31	59-134	.440	4-10	.400	42-72	.583	83	52	164-5.3
1998-99	32	84-185	.454	0-3	.000	61-75	.813	97	56	229-7.2
1999-00	36	148-326	.454	21-40	.525	106-144	.736	153	118	423-11.8
2000-01	29	79-203	.389	6-35	.171	86-119	.723	119	85	250-8.6
Totals	128	370-848	.436	31-88	.352	295-410	.720	452	311	1066-8.3

41. Chuck Nagle – 1,064

A three-year starter, Chuck Nagle broke UW's 62-year-old season scoring record with his 463-point performance in 1966-67... appeared in all 72 games of his career ... academic All-Big Ten in 1966-67 ... led UW in scoring and free throw percentage in 1966-67 ... scored a career-high 37 points vs. Michigan (3/4/67), still tied as the eighth highest-scoring game in UW history

Season	G	FG-A	PCT	3P-A	PCT	FT-A	PCT	REB	AST	PTS-AVG
1966-67	24	188-421	.447	--	--	87-117	.744	193	--	463-19.3
1967-68	24	146-312	.468	--	--	48-70	.686	106	--	340-14.2
1968-69	24	104-259	.402	--	--	53-63	.841	102	--	261-10.9
Totals	72	438-992	.442	--	--	188-250	.752	401	--	1064-14.8

42. Sean Daugherty – 1,057

Sean Daugherty appeared in 117 games (including 96 straight) during his UW career ... finished career as the school's all-time record holder with 227 offensive rebounds ... only the seventh player in school history to register 1,000 points and 600 rebounds ... registered 11 career double-doubles ... team tri-captain as a senior ... earned team's Badger Award in 1997-98 ... career-high 24 pts in final game (vs. Illinois)

Season	G	FG-A	PCT	3P-A	PCT	FT-A	PCT	REB	AST	PTS-AVG
1994-95	26	43-123	.350	13-47	.277	20-34	.588	99	13	119-4.6
1995-96	32	125-272	.460	12-39	.308	70-96	.729	202	33	332-10.4
1996-97	28	104-235	.443	17-48	.354	45-65	.692	151	22	270-9.6
1997-98	31	125-282	.443	11-34	.324	75-105	.714	192	33	336-10.8
Totals	117	397-912	.435	53-168	.315	210-300	.700	644	101	1057-9.0

43. Brad Davison – 1,052

A member of the Big Ten All-Freshman Team in 2018, Brad Davison has grown into a team leader for the Badgers both vocally and through his production on the court ... Davison became the 20th Badger in school history to score 1,000 points by his junior season ... the Maple Grove, Minnesota native enters his senior season ranked 43rd with 1,052 points ... as a junior, became just the eighth Badger with multiple 30-point games at UW since 1996-97 ... averaged double-figure scoring his freshman season, joining Ethan Happ (2016), Alando Tucker (2003) and Devin Harris (2002) as the only Badgers to do so since 1997 ... set UW freshman records for season free throw percentage (.818) and 3-point field goals (60) ... two-time Academic All-Big Ten honoree (2019-20).

Season	G	FG-A	PCT	3P-A	PCT	FT-A	PCT	REB	AST	PTS-AVG
2017-18	33	124-306	.405	60-169	.355	90-110	.818	76	83	398-12.1
2018-19	34	115-299	.385	52-149	.349	76-92	.809	111	62	358-10.5
2019-20	30	92-233	.395	47-131	.359	65-77	.844	129	56	296-9.9
Totals	97	331-838	.395	159-449	.354	231-281	.822	316	201	1052-10.8

44. J.J. Weber — 1,021

A three-year starter, J.J. Weber was named team MVP in 1986-87 after leading the Badgers in nearly every category including scoring, rebounding, field goal percentage, free throw percentage, steals and minutes ... led Badgers in rebounding in both 1984-85 and 1986-87 ... paced club in blocked shots in 1985-86 and 1986-87 ... tabbed team's Most Improved Player in 1984-85 ... finished career ranked second on UW's career blocked shots list (95) number one on the field goal percentage list (.527)

Season	G	FG-A	PCT	3P-A	PCT	FT-A	PCT	REB	AST	PTS-AVG
1983-84	18	7-13	.538	--	--	2-5	.400	18	6	16-0.9
1984-85	28	85-173	.491	--	--	37-53	.698	162	53	207-7.4
1985-86	28	131-258	.508	--	--	67-89	.753	161	55	329-11.8
1986-87	31	182-324	.562	--	--	105-141	.745	251	69	469-15.1
Totals	105	405-768	.527	--	--	211-288	.733	592	183	1021-9.7

45. Willie Simms — 1,015

Willie Simms started in three different seasons for the Badgers, leading the team in assists in each of his last two seasons ... team captain in 1990-91 ... named team's Most Improved Player in 1988-89 ... led Badgers in field goal percentage and free throw percentage in 1989-90 ... exited UW ranked second in the school's all-time annals for both offensive rebounds (176) and career field goal percentage (.545) ... scored career-high 31 points vs. Bowling Green (3/13/91)

Season	G	FG-A	PCT	3P-A	PCT	FT-A	PCT	REB	AST	PTS-AVG
1987-88	2	1-4	.250	0-0	--	2-5	.400	7	3	4-2.0
1988-89	30	84-162	.519	1-2	.500	21-53	.396	99	52	190-6.3
1989-90	30	153-284	.539	2-6	.333	92-146	.630	145	97	400-13.3
1990-91	29	153-267	.573	1-3	.333	114-179	.637	149	98	421-14.5
Totals	91	391-717	.545	4-11	.364	229-383	.598	400	250	1015-11.2

46. D'Mitrik Trice — 1,000

A 2020 Third-Team All-Big Ten honoree and an honorable mention All-Big Ten awardee in 2019, D'Mitrik Trice has had a big impact at Wisconsin since stepping onto campus as a freshman ... Trice became the 44th Badger in school history to record 1,000 career points, reaching the milestone in UW's Big Ten title-clinching victory at Indiana on March 7, 2020 ... Huber Heights, Ohio native became the first player in UW history to amass 1,000 points, 300 rebounds and 300 assists by his junior season ... enters his senior season ranked 5th in school history with a 2.07 career assist-to-turnover ratio (307 ast to 148 TO) and 9th in UW annals with 182 career 3-point field goals ... as a junior, tallied 131 assists, (ranked 10th in school history) and maintained a 2.5 assist-to-turnover ratio (T-8th in school history) ... just the fifth true freshman to start at game at Wisconsin since 2000, Trice finished with the second-highest 3-point field goal percentage by a UW freshman (.418) ... three-time Academic All-Big Ten honoree (2018-19-20).

Season	G	FG-A	PCT	3P-A	PCT	FT-A	PCT	REB	AST	PTS-AVG
2016-17	37	70-184	.380	38-91	.418	30-38	.789	69	63	208-5.6
2017-18	10	35-92	.380	12-40	.300	12-17	.706	20	23	94-9.4
2018-19	34	133-346	.384	76-195	.390	51-68	.750	94	90	393-11.6
2019-20	31	104-274	.380	56-149	.376	41-55	.745	125	131	305-9.8
Totals	112	342-896	.382	182-475	.383	134-178	.753	308	307	1000-8.9

30-POINT PERFORMANCES

Pts.	Player	Opponent	Date	Pts.	Player	Opponent	Date
43	Frank Kaminsky	North Dakota	11/19/13	31	Albert Henry	Minnesota	1/13/70
42	Ken Barnes	Indiana	3/8/65	31	Clarence Sherrod	Michigan	1/9/71
42	Michael Finley	at E. Michigan	12/10/94	31	Bruce McCauley	at Northwestern	1/4/75
39	Rick Olson	Michigan	1/14/84	31	Wes Matthews	at Michigan	2/22/79
39	Jordan Taylor	at Indiana	3/3/11	31	Claude Gregory	Nebraska	12/27/79
38	Joe Franklin	Michigan State	1/16/68	31	Larry Petty	Minnesota	3/7/81
38	Dale Koehler	Iowa	2/1/75	31	Cory Blackwell	at Purdue	3/12/83
38	Devin Harris	Minnesota	2/4/04	31	Scott Roth	at No. Illinois	12/22/84
38	Alando Tucker	E. Kentucky	11/19/05	31	Scott Roth	Illinois	1/17/85
37	Chuck Nagle	Michigan	3/4/67	31	Rick Olson	Purdue	1/19/85
36	Dale Koehler	at Michigan	2/2/76	31	Rick Olson	Illinois	2/15/86
36	Tracy Webster	SE Missouri St.	11/25/91	31	Danny Jones	at Michigan	2/25/89
36	Michael Finley	Missouri	3/19/94	31	Willie Simms	Bowling Green	3/13/91
35	Jack Brens	Indiana	2/25/63	31	Frank Kaminsky	Michigan State	3/1/15
35	Clarence Sherrod	at Iowa	2/10/70	31	Nigel Hayes	Indiana	1/26/16
35	Claude Gregory	Kentucky State	12/5/80	31	Ethan Happ	Purdue	1/11/19
35	Rick Olson	San Francisco St.	12/2/85	31	D'Mitrik Trice	Milwaukee	12/21/19
35	Don Rehfeldt	at Northwestern	2/11/50	30	Paul Morrow	Indiana	2/16/53
34	Don Rehfeldt	Iowa	2/28/49	30	Jim Biggs	Northwestern	2/28/59
34	Bob Litzow	Indiana	2/10/58	30	Mark Zubor	Illinois	12/15/64
34	Joe Franklin	Michigan	1/6/68	30	Joe Franklin	Nebraska	12/1/65
34	Cory Blackwell	Ohio State	2/9/83	30	Joe Franklin	Illinois	3/11/67
34	Cory Blackwell	at Minnesota	2/19/83	30	Chuck Nagle	Purdue	3/2/68
34	Michael Finley	Ohio State	1/20/93	30	Joe Franklin	at Northwestern	3/9/68
34	Ethan Happ	at Marquette	12/8/18	30	Clarence Sherrod	Ohio	1/31/70
33	Dick Miller	at Michigan St.	2/27/56	30	Clarence Sherrod	Michigan State	2/7/70
33	Ron Jackson	Dayton	12/28/61	30	Clarence Sherrod	Ohio State	2/24/70
33	Dale Koehler	Loyola Chicago	12/6/75	30	Clarence Sherrod	Tulane	12/19/70
33	Claude Gregory	at Iowa	2/28/81	30	Wes Matthews	at Purdue	2/16/80
33	Scott Roth	Oklahoma St.	12/29/83	30	Rick Olson	Purdue	2/13/86
33	Trent Jackson	at Butler	12/10/88	30	J.J. Weber	Northwestern	3/1/87
33	Tracy Webster	Illinois	2/20/92	30	Trent Jackson	Minnesota	2/28/88
33	Michael Finley	Purdue	2/13/93	30	Tim Locum	Western Kent.	11/25/89
33	Kirk Penney	Marquette	12/22/01	30	Michael Finley	Michigan	2/26/92
33	Devin Harris	Ohio State	2/14/04	30	Michael Finley	at Illinois	1/27/93
32	Dick Miller	at Ohio State	1/14/56	30	Michael Finley	at Michigan	1/29/94
32	Joe Franklin	Arizona	12/30/66	30	Sam Okey	UW-Milwaukee	12/10/96
32	Clarence Sherrod	Eastern Illinois	12/1/70	30	Sean Mason	at Penn State	2/14/98
32	Leon Howard	at Ohio State	2/5/72	30	Kirk Penney	at Minnesota	2/16/02
32	Claude Gregory	Iowa	1/15/81	30	Devin Harris	Illinois	1/24/04
32	Rick Olson	Ohio State	2/9/85	30	Jason Bohannon	Indiana	2/13/10
32	Rick Olson	at Michigan St.	1/30/86	30	Jordan Taylor	Michigan State	2/6/11
32	Rick Olson	at Minnesota	2/22/86	30	Rob Wilson	Indiana	3/9/12
32	Danny Jones	Ohio State	3/4/89	30	Nigel Hayes	at Purdue	3/6/16
32	Michael Finley	UW-Green Bay	12/5/92	30	Brad Davison	Michigan State	2/25/18
32	Michael Finley	Michigan St.	2/2/94	30	Ethan Happ	at Xavier	11/13/18
32	Alando Tucker	Pittsburgh	12/16/06	30	Brad Davison	at Nebraska	2/15/20
32	Nigel Hayes	Milwaukee	12/9/15				
32	Ethan Happ	vs. Rutgers	1/28/17				
31	John Kotz	Iowa	3/7/42				
31	Dick Cable	at Notre Dame	12/4/54				
31	Dick Cable	Tulane	12/20/54				
31	Dick Miller	Minnesota	2/21/55				
31	Ken Siebel	Utah	12/28/62				
31	Jack Brens	Utah	12/28/62				
31	James Johnson	Northwestern	2/21/67				
31	Joe Franklin	Purdue	3/2/68				

NOTE: The only players to have back-to-back 30-point games are Michael Finley (30 at Michigan and 32 vs. Michigan State in 1994); Rick Olson (30 vs. Purdue and 31 vs. Illinois in 1986); and Clarence Sherrod (30 vs. Michigan State and 35 vs. Iowa in 1970).

Devin Harris nearly had three consecutive 30-point games in 2003-04. He scored 30 against Illinois, had 29 at Ohio State and 38 vs. Minnesota. The 97 points over a three-game stretch were the most by a player in UW history.

HONORS AND AWARDS

Naismith Hall of Fame

1959 Dr. Walter Meanwell
 1959 Harold Olsen
 1959 Chris Steinmetz Sr.
 1964 Harold Foster

Years indicate year of induction

College Basketball Hall of Fame

2006 Walter Meanwell
 2006 Chris Steinmetz Sr.
 2017 Bo Ryan

Years indicate year of induction

Academic All-America

1974 Dan Anderson

Helms Foundation National Player of the Year

1905 Chris Steinmetz Sr.
 1912 Otto Stangel
 1916 George Levis
 1918 William Chandler

AP Player of the Year

2015 Frank Kaminsky

Wooden Award Winner

2015 Frank Kaminsky

Wooden Award Final Ballot

2001 Mike Kelley
 2004 Devin Harris
 2007 Alando Tucker
 2011 Jon Leuer
 Jordan Taylor
 2015 Frank Kaminsky
 2017 Ethan Happ
 2019 Ethan Happ

Preseason Wooden Award Candidate

1995 Michael Finley
 1998 Sam Okey
 2001 Mike Kelley
 2003 Kirk Penney
 2005 Alando Tucker
 2007 Alando Tucker
 2007 Kammron Taylor
 2009 Marcus Landry
 2011 Jon Leuer
 2012 Jordan Taylor
 2014 Sam Dekker
 2015 Frank Kaminsky
 2016 Nigel Hayes
 2017 Ethan Happ
 Nigel Hayes
 Bronson Koenig

2018 Ethan Happ
 2019 Ethan Happ

Naismith Award Winner

2015 Frank Kaminsky

Naismith Award Finalist

2004 Devin Harris
 2007 Alando Tucker
 2015 Frank Kaminsky

Preseason Naismith Award Candidate

1995 Michael Finley
 2001 Mike Kelley
 2007 Alando Tucker
 2007 Kammron Taylor
 2014 Sam Dekker
 2015 Frank Kaminsky
 2016 Nigel Hayes
 2017 Ethan Happ
 Nigel Hayes
 Bronson Koenig
 2018 Ethan Happ
 2019 Ethan Happ

Senior CLASS All-American

2007 Alando Tucker (winner)
 2011 Jon Leuer
 2015 Frank Kaminsky
 2017 Nigel Hayes (2nd team)
 2019 Ethan Happ

Adolph Rupp Award Finalist

2004 Devin Harris
 2007 Alando Tucker
 2015 Frank Kaminsky (winner)

Oscar Robertson Trophy Finalist

2004 Devin Harris
 2007 Alando Tucker
 2015 Frank Kaminsky (winner)

Pete Newell Big Man of the Year Award Winner

2019 Ethan Happ

Bob Cousy Award Finalist

2004 Devin Harris
 2011 Jordan Taylor

Preseason Bob Cousy (PG) Award Candidate

2007 Kammron Taylor
 2010 Trévon Hughes
 2011 Jordan Taylor

2012 Jordan Taylor
 2016 Bronson Koenig
 2017 Bronson Koenig
 2020 D'Mitrik Trice

Julius Erving (SF) Award Finalist

2015 Sam Dekker

Preseason Julius Erving (SF) Award Candidate

2015 Sam Dekker
 2016 Nigel Hayes

Preseason Karl Malone (PF) Award Candidate

2017 Nigel Hayes
 2020 Nate Reuvers

Kareem Abdul-Jabbar Award Finalist

2015 Frank Kaminsky (winner)
 2017 Ethan Happ
 2019 Ethan Happ (winner)

Preseason Kareem Abdul-Jabbar (C) Award Candidate

2015 Frank Kaminsky
 2017 Ethan Happ
 2018 Ethan Happ
 2019 Ethan Happ
 2020 Micah Potter

USBWA District V Player of the Year

2004 Devin Harris
 2007 Alando Tucker
 2015 Frank Kaminsky

USBWA First-Team All-District

2004 Devin Harris
 2005 Mike Wilkinson
 2006 Alando Tucker
 2007 Alando Tucker
 2010 Trévon Hughes
 2011 Jon Leuer
 Jordan Taylor
 2012 Jordan Taylor
 2013 Jared Berggren
 2014 Sam Dekker
 Frank Kaminsky
 2015 Sam Dekker
 Frank Kaminsky
 2016 Nigel Hayes
 2017 Ethan Happ
 2018 Ethan Happ
 2019 Ethan Happ

USBWA Most Courageous Award

2017 Bronson Koenig

NABC Career Achievement Award

2007 Alando Tucker

NABC Player of the Year Finalist

2007 Alando Tucker

2015 Frank Kaminsky (winner)

NABC First-Team All-District

1950 Don Rehfeldt

1952 Ab Nicholas

1955 Dick Cable

1968 Joe Franklin

1984 Cory Blackwell

1986 Rick Olson

1989 Danny Jones

1990 Danny Jones

1990 Terry Mills

1991 Patrick Thompkins

1994 Michael Finley

1995 Michael Finley

1997 Sam Okey

1999 Sean Mason

2003 Kirk Penney

2004 Devin Harris

2005 Mike Wilkinson

2006 Alando Tucker

2007 Alando Tucker

2008 Brian Butch

2011 Jon Leuer

Jordan Taylor

2012 Jordan Taylor

2015 Frank Kaminsky

2017 Ethan Happ

2019 Ethan Happ

NABC Second-Team All-District

1971 Clarence Sherrod

1980 Wes Matthews

1981 Claude Gregory

1983 Brad Sellers

1985 Scott Roth

1989 Trent Jackson

1992 Tracy Webster

1993 Michael Finley

2001 Mike Kelley

2002 Kirk Penney

2004 Mike Wilkinson

2005 Alando Tucker

2007 Kammron Taylor

2010 Trévon Hughes

2013 Jared Berggren

2015 Sam Dekker

2016 Nigel Hayes

2017 Nigel Hayes

2018 Ethan Happ

NABC Honorable Mention All-District

1953 Dick Cable

Arthur Ashe Jr. Male Sports Scholar of the Year

2013 Ryan Evans

Rupp Cup Coach of the Year

2007 Bo Ryan

Clair Bee Coach of the Year

2007 Bo Ryan

Jim Phelan Coach of the Year

2008 Bo Ryan

2016 Greg Gard

Naismith Coach of the Year Finalist

2005 Bo Ryan

2007 Bo Ryan

2015 Bo Ryan

NABC Outstanding Service Award

2009 Bo Ryan

NABC Guardian of the Game

2004 Bo Ryan

NABC District Coach of the Year

2003 Bo Ryan

2008 Bo Ryan

2015 Bo Ryan

Coaches vs. Cancer Champion Award

2013 Bo Ryan

NCAA Tournament MVP

1941 John Kotz

NCAA Tournament Regional MOP

2000 Jon Bryant

2014 Frank Kaminsky

2015 Sam Dekker

NCAA Tournament All-Region

2000 Mike Kelley

Andy Kowske

2005 Clayton Hanson

Alando Tucker

2012 Jordan Taylor

2014 Traevon Jackson

2015 Sam Dekker

Josh Gasser

Frank Kaminsky

2017 Nigel Hayes

World Basketball Champ.

2002 Michael Finley, USA

Kirk Penney, New Zealand

2006 Kirk Penney, New Zealand

2010 Kirk Penney, New Zealand

2014 Kirk Penney, New Zealand

Olympic Games

2000 Kirk Penney, New Zealand

2004 Kirk Penney, New Zealand

Team USA

1993 Michael Finley

World University Games

1993 Michael Finley, USA

1997 Hennssy Auriantal, Canada

2009 Bo Ryan, USA (head coach)

FIBA Americas Champ.

2012 Sam Dekker, USA

Goodwill Games

1994 Michael Finley, USA

Pan-Am Games

2011 Brian Butch

2011 Greg Stiemsma

Big Ten Coach of the Year

2002 Bo Ryan

2003 Bo Ryan

2013 Bo Ryan

2015 Bo Ryan

2020 Greg Gard

Big Ten/Chicago Tribune Silver Basketball MVP

1941 Gene Englund

1942 John Kotz

1947 Glen Selbo

1950 Don Rehfeldt

2004 Devin Harris

2007 Alando Tucker

Big Ten Player of the Year

2004 Devin Harris
 2007 Alando Tucker
 2015 Frank Kaminsky

Preseason Big Ten Player of the Year

2003-04 Devin Harris
 2006-07 Alando Tucker
 2014-15 Frank Kaminsky
 2016-17 Nigel Hayes

Big Ten Freshman of the Year

1996 Sam Okey
 2016 Ethan Happ

Big Ten Sixth Man of the Year

2008 Jason Bohannon
 2014 Nigel Hayes

Big Ten Defensive Player of the Year

1999 Mike Kelley

Big Ten All-Defensive Team

2007 Michael Flowers
 2008 Michael Flowers
 Joe Krabbenhoft
 2010 Trévon Hughes
 2011 Jordan Taylor
 2012 Josh Gasser
 2013 Jared Berggren
 2014 Josh Gasser
 2015 Josh Gasser
 2016 Ethan Happ
 2017 Ethan Happ
 Zak Showalter

Big Ten Tournament MOP

2004 Devin Harris
 2008 Marcus Landry
 2015 Frank Kaminsky

All-Big Ten

1907 Arthur Frank
 Charles Scribner
 1908 Hugh Harper
 Helmer Swenholt
 1911 Walter Scoville
 1912 Walter Scoville
 Otto Stangel
 1913 Carl Harper
 Allen Johnson
 Eugene Van Gent
 John Van Riper

1914 Carl Harper
 Eugene Van Gent
 1915 George Levis
 1916 William Chandler
 George Levis
 Harold Olsen
 1917 William Chandler
 Paul Meyers
 Harold Olsen
 1923 Gus Tebell
 Rollie Williams
 1924 Marshall Diebold
 1925 Marshall Diebold
 1928 George Hotchkiss
 1929 Ed Chmielewski
 Harold Foster
 1930 Ed Chmielewski
 Harold Foster
 1934 Rolf Poser
 1935 Gilbert McDonald
 Rolf Poser
 1938 Howard Powell
 1940 Gene Englund
 1941 Gene Englund
 John Kotz
 1942 John Kotz
 1947 Bob Cook
 Walt Lautenbach
 Glen Selbo
 1948 Bob Cook (2)
 Don Rehfeldt (2)
 1949 Don Rehfeldt (1)
 1950 Don Rehfeldt (1)
 1951 Ab Nicholas (1)
 1952 Ab Nicholas (1)
 1953 Dick Cable (HM)
 Paul Morrow (HM)
 Charles Seifert (HM)
 1954 Dick Cable (HM)
 Paul Morrow (HM)
 Ron Weisner (HM)
 1955 Dick Cable (HM)
 1956 Dick Miller (2)
 1957 Bob Litzow (3)
 1958 Walt Holt (HM)
 Bob Litzow (HM)
 1959 Jim Biggs (HM)
 1960 Tom Hughbanks (HM)
 1961 Tom Hughbanks (HM)
 Ron Jackson (HM)
 Ken Seibel (HM)
 1962 Ken Seibel (2)
 Mike O'Melia (3)
 Don Hearnden (HM)
 Tom Hughbanks (HM)
 1963 Ken Seibel (2)
 Jack Brens (3)

1964 Jack Brens (HM)
 1965 Jim Bohan (HM)
 Mark Zubor (HM)
 1966 Joe Franklin (HM)
 1967 Chuck Nagle (2)
 Joe Franklin (3-UPI, HM-AP)
 1968 Joe Franklin (1)
 James Johnson (HM)
 1969 Clarence Sherrod (HM)
 James Johnson (HM)
 1970 Clarence Sherrod (2)
 Al Henry (HM)
 1971 Clarence Sherrod (2)
 Leon Howard (HM)
 1972 Leon Howard (2)
 1973 Leon Howard (HM)
 1974 Gary Anderson (2-AP)
 Kim Hughes (3-UPI)
 Dale Koehler (HM-UPI)
 1975 Dale Koehler (HM)
 Bruce McCauley (HM)
 1976 Dale Koehler (3-UPI, HM-AP)
 1977 James Gregory (HM)
 Bob Falk (HM)
 1978 Arnold Gaines (HM-AP)
 1979 Wes Matthews (HM)
 Joe Chnelich (HM-AP)
 Claude Gregory (HM-AP)
 Larry Petty (HM-AP)
 1980 Wes Matthews (2)
 Claude Gregory (3-UPI, HM-AP)
 Joe Chnelich (HM-AP)
 1981 Claude Gregory (2)
 Larry Petty (HM)
 John Bailey (HM-AP)
 1982 Brad Sellers (HM)
 John Bailey (HM-AP)
 1983 Brad Sellers (2-AP, HM-UPI)
 1984 Rick Olson (HM-AP)
 Scott Roth (HM-AP)
 1985 Scott Roth (2)
 1986 Rick Olson (3-UPI, HM-AP)
 J.J. Weber (HM-AP)
 1987 J.J. Weber (2-UPI, HM-AP)
 Mike Heineman (HM-AP)
 Trent Jackson (HM-AP)
 1988 Trent Jackson (3-UPI, HM-AP)
 Danny Jones (HM-AP)
 1989 Danny Jones (2)
 Trent Jackson (2-AP, 3-UPI)
 Tom Molaski (HM-AP)
 1990 Danny Jones (2-M, 3-C)
 1991 Patrick Tompkins (1-M, 2-C)
 Willie Simms (HM)
 1992 Tracy Webster (2)
 Michael Finley (HM-M)

1993 Michael Finley (1)
Tracy Webster (3)
1994 Michael Finley (2)
Tracy Webster (HM)
1995 Michael Finley (1-C, 2-M)
Rashard Griffith (1-M, 2-C)
1996 Sam Okey (HM-C)
1997 Sam Okey (2-M, 3-C)
Paul Grant (HM)
1998 Sean Mason (HM)
1999 Sean Mason (2)
Ty Calderwood (3-M)
2001 Roy Boone (3-C, HM-M)
Mike Kelley (HM-M)
2002 Kirk Penney (1)
Charlie Wills (HM-C)
2003 Kirk Penney (1)
Devin Harris (2-C, 3-M)
Alando Tucker (HM-M)
2004 Devin Harris (1)
Mike Wilkinson (2)
2005 Mike Wilkinson (1)
Alando Tucker (3)
2006 Alando Tucker (1)
Kammron Taylor (HM)
2007 Alando Tucker (1)
Kammron Taylor (2)
Brian Butch (HM-C)
Michael Flowers (HM-M)
2008 Brian Butch (1)
Michael Flowers (2-M, 3-C)
Marcus Landry (2-C, 3-M)
Trévon Hughes (HM)
2009 Marcus Landry (2-C, 3-M)
Trévon Hughes (HM)
Joe Krabbenhoft (HM-M)
2010 Trévon Hughes (2)
Jason Bohannon (3)
Jon Leuer (HM)
2011 Jordan Taylor (1)
Jon Leuer (1-C, 2-M)
Keaton Nankivil (HM)
2012 Jordan Taylor (1-C, 2-M)
Jared Berggren (HM)
Ryan Evans (HM)
2013 Jared Berggren (2-C)
Ben Brust (HM-C)
Sam Dekker (HM-M)
2014 Frank Kaminsky (1)
Sam Dekker (2-C, 3-M)
Ben Brust (HM-M)
Josh Gasser (HM)
Traevon Jackson (HM-M)
2015 Frank Kaminsky (1)
Sam Dekker (2)
Nigel Hayes (3)
2016 Nigel Hayes (1)
Bronson Koenig (3-C, HM-M)
Ethan Happ (3-M, HM-C)

2017 Ethan Happ (1)
Bronson Koenig (2-C., 3-M)
Nigel Hayes (3)
2018 Ethan Happ (1-M, 2-C)
2019 Ethan Happ (1-M, 1-C)
D'Mitrik Trice (HM-M)
2020 Nate Reuvers (3)
D'Mitrik Trice (3-C, HM-M)

Big Ten All-Tourn. Team

2004 Devin Harris
Mike Wilkinson
2005 Zach Morley
Alando Tucker
2007 Alando Tucker
Kammron Taylor
2008 Michael Flowers
Marcus Landry
2013 Ryan Evans
Traevon Jackson
2015 Nigel Hayes
Frank Kaminsky
2017 Ethan Happ
Nigel Hayes
Bronson Koenig

Big Ten All-Freshmen Team

2003 Alando Tucker
2006 Joe Krabbenhoft
2013 Sam Dekker
2014 Nigel Hayes
2016 Ethan Happ
2018 Brad Davison

Big Ten Player of the Week

1982-83 Brad Sellers (Jan. 24)
1983-84 Rick Olson (Jan. 16)
1985-86 Rick Olson (Feb. 17)
1987-88 Byron Robinson (Jan. 5)
1988-89 Trent Jackson (Feb. 21)
1992-93 Michael Finley (Jan. 25)
Michael Finley (March 1)
1993-94 Michael Finley (Jan. 10)
1996-97 Sam Okey (Dec. 16)
1998-99 Sean Mason (Dec. 28)
1999-00 Andy Kowske (Dec. 26)
Maurice Linton (March 7)
2000-01 Roy Boone (Dec. 18)
2001-02 Kirk Penney (Dec. 24)
Kirk Penney (Dec. 31)
Kirk Penney (Feb. 18)
2002-03 Kirk Penney (Nov. 18)
Devin Harris (Jan. 6)
Kirk Penney (Feb. 17)
2003-04 Devin Harris (Jan. 12)
Mike Wilkinson (Jan. 26)
Devin Harris (Feb. 16)
Devin Harris (March 8)
2004-05 Mike Wilkinson (Jan. 17)
Mike Wilkinson (Jan. 24)

2005-06 Alando Tucker (Feb. 20)
2006-07 Alando Tucker (Dec. 18)
Kammron Taylor (Jan. 15)
Alando Tucker (Jan. 29)
Alando Tucker (Feb. 12)
2007-08 Brian Butch (Dec. 31)
2008-09 Joe Krabbenhoft (Feb. 16)
2009-10 Trévon Hughes (Dec. 7)
Jon Leuer (March 7)
2010-11 Jon Leuer (Dec. 6)
Jon Leuer (Feb. 7)
Jordan Taylor (Feb. 14)
2011-12 Jordan Taylor (Jan. 23)
2012-13 Ben Brust (Feb. 11)
2013-14 Frank Kaminsky (Nov. 18)
Frank Kaminsky (Feb. 17)
2014-15 Frank Kaminsky (Nov. 24)
Frank Kaminsky (Dec. 29)
Frank Kaminsky (Feb. 16)
Frank Kaminsky (March 9)
2016-17 Nigel Hayes (Nov. 28)
Ethan Happ (Jan. 23)
Ethan Happ (Jan. 30)
2018-19 Ethan Happ (Nov. 12)
Ethan Happ (Nov. 19)
Ethan Happ (Nov. 26)
Ethan Happ (Dec. 10)
2019-20 Nate Reuversz (Nov. 11)
D'Mitrik Trice (Dec. 23)

Big Ten Freshman of the Week

2012-13 Sam Dekker (Jan. 14)
Sam Dekker (March 4)
2013-14 Nigel Hayes (Dec. 30)
Nigel Hayes (Jan. 6)
Nigel Hayes (Feb. 10)
Nigel Hayes (Feb. 17)
2015-16 Ethan Happ (Jan. 18)
Ethan Happ (Jan. 25)
Ethan Happ (Feb. 1)
2017-18 Brad Davison (Nov. 27)
Brad Davison (Feb. 26)

Academic All-Big Ten

1967 Chuck Nagle
1970 Clarence Sherrod
1972 Lee Oler
1974 Gary Anderson
1978 Bill Pearson
1982 Steve Jacobson
1985 Rod Ripley
1986 Rod Ripley
1987 Rod Ripley
1988 Rob Willey
1990 Billy Douglass
1991 Damon Harrell
Grant Johnson
Jay Peters

1910	William Witt	1957	Glenn Borland	1992	Billy Douglass
1911	Albert Birch	1958	Glenn Borland		Tracy Webster
1912	Walter Scoville	1959	Robert Barneson	1993	Tracy Webster
1913	John Van Riper	1960	Robert Barneson	1994	Tracy Webster
1914	Eugene Van Gent	1961	James Biggs		Michael Finley
1915	E.O. Lange	1962	Thomas Hughbanks	1995	Michael Finley
1916	Mel Haas	1963	Thomas Gwyn	1996	Osita Nwachukwu
1917	George Levis	1964	Michael O'Melia	1997	Paul Grant
	Harold Olsen	1965	James Bohlen	1998	Ty Calderwood
1918	William Chandler	1966	Kenneth Gustafson		Sean Daugherty
1919	Anthony Zulfer		Mark Zubor		Sean Mason
1920	Harold Knapp	1967	Dennis Sweeney	1999	David Burkemper
1921	Warren Taylor	1968	Michael Carlin	2000	Jon Bryant
1922	Duke Caesar		Joe Franklin		Duany Duany
1923	Gus Tebell	1969	James Johnson	2001	Mike Kelley
1924	Douglas Gibson		John Schell		Maurice Linton
1925	Marshall Diebold	1970	Al Henry	2002	Travon Davis
1926	Henry Brooks	1971	Dennis Conlon		Charlie Wills
1927	Rollie Barnum		Clarence Sherrod	2003	Kirk Penney
	Ralph Merkel	1972	Robert Frasor	2004	Freddie Owens
1928	Louis Behr	1973	Leon Howard		Devin Harris
1929	John Doyle	1974	Kim Hughes	2005	Mike Wilkinson
	Elmer Tenhopen	1975	Dale Koehler		Sharif Chambliss
1930	Harold Foster	1976	Dale Koehler	2006	Alando Tucker
1931	Ed Chmielewski	1977	Pete Brey		Ray Nixon
	John Paul	1978	James Smith III	2007	Alando Tucker
1932	Marvin Steen	1979	Joe Chrnelich		Kammron Taylor
1933	Ray Wickman		Arnold Gaines		Jason Chappell
1934	Rolf Poser	1980	Joe Chrnelich	2008	Brian Butch
1935	Rolf Poser		Robert Jenkins		Michael Flowers
1936	Edward Stege	1981	Dan Hastings		Greg Stiemsma
1937	Gordy Fuller	1982	John Bailey	2009	Joe Krabbenhoft
1938	Howard Powell		Steve Jacobson		Marcus Landry
	George Rooney		Gary Zinkgraf	2010	Jason Bohannon
1939	Byron Bell	1983	Greg Dandridge		Trévon Hughes
	David Dupee	1984	Cory Blackwell	2011	Tim Jarmusz
	Robert Weigandt		Scott Roth		Jon Leuer
1940	Walter Anderson	1985	Scott Roth		Keaton Nankivil
	John Rundell	1986	Jay Laszewski	2012	Jordan Taylor
1941	Gene Englund		Rick Olson		Rob Wilson
1942	Robert Alwin		Gregg Steinhaus	2013	Jared Berggren
1943	John Kotz	1987	Mike Heineman		Mike Bruesewitz
1944	Ray Patterson		Rod Ripley		Ryan Evans
1945	Ray Patterson		J.J. Weber	2014	Evan Anderson
1946	Eugene Mathews	1988	Tom Molaski		Zach Bohannon
1947	Walter Lautenbach		Rodney Tapp		Ben Brust
1948	Edward Mills	1989	Trent Jackson	2015	Josh Gasser
1949	Douglas Rogers		Danny Jones		Frank Kaminsky
1950	Robert Mader		Tom Molaski	2016	Nigel Hayes
1951	James Van Dien	1990	Danny Jones		Bronson Koenig
1952	Edward Carpenter		Tim Locum		
1953	Charles Siefert		Kurt Portmann		
	Thomas Ward	1991	John Ellenson		
1954	Robert Weber		Tim Locum		
1955	Richard Cable		Willie Simms		
1956	Richard Jorgensen		Patrick Tompkins		

ALL-AMERICANS

MOST CONSENSUS FIRST-TEAM ALL-AMERICANS

Wisconsin has had 18 individuals earn a total of 21 consensus first-team All-America honors. UW's 18 All-Americans ranks third among all Div. I schools and the Badgers' 21 All-America honors ranks seventh all-time.

Team	All-Americans	Team	Individuals
1. Kansas	.28	1. Kansas	.21
2. North Carolina	.27	2. Kentucky	.19
3. Purdue	.25	3. Wisconsin	.18
4. Penn	.24	North Carolina	.18
Kentucky	.24	5. Duke	.17
6. Notre Dame	.22	Purdue	.17
7. Wisconsin	.21	7. UCLA	.15
UCLA	.21	8. Penn	.14
9. Duke	.20	9. Columbia	.13
10. Columbia	.19	Notre Dame	.13

Consensus All-Americans

(According to official NCAA record book)

- 1905 C.D. McLees
Chris Steinmetz, Sr.*
- 1907 Frank Arthur
- 1908 Hugh Harper
Helmer Swenholt
- 1909 Helmer Swenholt
- 1911 Walter Scoville
- 1912 Otto Stangel*
- 1913 Allen Johnson
- 1914 Carl Harper
Eugene Van Gent
- 1915 George Levis
- 1916 William Chandler
George Levis*
- 1917 Harold Olsen
- 1918 William Chandler*
Eber Simpson
- 1941 Gene Englund
- 1942 John Kotz
- 2007 Alando Tucker
- 2015 Frank Kaminsky

* Helms Foundation National Player of the Year

Second-Team All-Americans

- 1943 John Kotz
- 1950 Don Rehfeldt
- 2004 Devin Harris
- 2011 Jordan Taylor
- 2019 Ethan Happ

Third-Team All-Americans

- 2017 Ethan Happ

USBWA All-American

- 2007 Alando Tucker
- 2015 Frank Kaminsky

NABC All-American

- 2007 Alando Tucker
- 2015 Frank Kaminsky

John Wooden All-American

- 2004 Devin Harris
- 2007 Alando Tucker
- 2015 Frank Kaminsky

All-America Votes

- 1930 Harold Foster (Christy Walsh)
- 1941 Gene Englund (Helms Found. 1st; Converse Yearbook 1st; Madison Square Garden 1st)
- 1942 John Kotz (Helms Found. 1st, Converse Yearbook 1st; Madison Square Garden 1st; *Pic Magazine* 1st)
- 1947 Bob Cook (NABC 2nd)
- 1950 Don Rehfeldt (AP 2nd; NABC 2nd)
- 1952 Ab Nicholas (Look Magazine 2nd; Converse 3rd)
- 1984 Cory Blackwell (AP hon. ment.)
- 1989 Danny Jones (AP hon. ment.)
- 1993 Michael Finley (AP hon. ment.)
- 1994 Michael Finley (AP hon. ment.)
- 1995 Michael Finley (AP hon. ment.)
- 1999 Sean Mason (AP hon. ment.)

- 2003 Kirk Penney (AP hon. ment.)
- 2004 Devin Harris (Wooden Award, Rivals.com 1st; AP 2nd; NABC 2nd; USBWA 2nd; *The Sporting News* 2nd; ESPN.com 2nd; SI.com 2nd; FoxSports.com 2nd)
- 2007 Alando Tucker, F (Wooden Award, AP 1st; NABC 1st; USBWA 1st; ESPN.com 1st; *Basketball Times* 1st; SI.com 1st; *The Sporting News* 1st; National Collegiate Basketball Hall of Fame 1st; Rivals.com 1st; CBS Sportsline.com 2nd)
- 2010 Trevon Hughes, G (*The Sporting News* 5th)
- 2011 Jon Leuer, F (AP hon. ment.)
Jordan Taylor, G (AP 2nd; NABC 3rd; FoxSports.com 1st; *The Sporting News* 2nd; SI.com 2nd; Yahoo! 2nd; CBSsports.com 2nd)
- 2012 Jordan Taylor (AP hon. ment.)
- 2015 Frank Kaminsky (consensus)
- 2017 Ethan Happ (AP 3rd, NABC 3rd; *The Sporting News* 3rd)
- 2019 Ethan Happ (AP 2nd, USBWA 2nd; NABC 2nd; *The Sporting News* 2nd)

Outlets used for consensus selections:

- Helms Foundation - 1905-48
- Converse Yearbook - 1932-48
- College Humor Magazine - 1929-33, 1936
- Christy Walsh Syndicate - 1929-30
- Literary Digest Magazine - 1934
- Madison Square Garden - 1937-42
- Omaha World Newspaper - 1937
- Newspaper Enterprises Assoc. - 1938, '53-63
- Colliers (BBall Coaches) - 1939, '49-56
- Pic Magazine* - 1942-44
- Argosy Magazine* - 1945
- True Magazine* - 1946-47
- International News Service - 1950-58
- Look Magazine - 1949-63
- United Press International - 1949-96
- Sporting News* - 1943-46, 1997-present
- The Associated Press - 1948-present
- NABC - 1957-present
- USBWA - 1960-present

FIRST-TEAM ALL-AMERICANS

C.D. McLees (1905)

One of Wisconsin's first All-Americans, along with Chris Steinmetz, Sr. ... named All-American in senior season of 1904-1905 ... was part of the first group of college basketball players to be honored with All-America status ... the Helms Athletic Foundation, which began in 1936, retroactively named the All-America teams from 1905 to 1935

Chris Steinmetz Sr. (1905)

All-America guard who was named Helms Foundation National Player of the Year as a senior in 1905 ... known as "The Father of Wisconsin Basketball" ... played from 1902-05 ... captain of 1905 team that toured eastern United States, playing a nine-game tour that helped popularize the game on campus ... set UW single-season scoring mark of 462 points in 1905 ... scored a single-game high of 50 points in opening game of his senior season (1904-05) ... had a record 20 field goals vs. Beloit College and made 26 free throws vs. the Two Rivers Athletic Club ... member of National Basketball and Wisconsin State Halls of Fame ... native of Milwaukee, Wisconsin

Frank Arthur (1907)

All-American in 1906-07 season ... earned All-Big Ten honors as a member of Wisconsin's first Big Ten championship team in 1907, a team that went 11-3 (6-2 in Big Ten) ... the Helms Athletic Foundation, which began in 1936, retroactively named the All-American teams from 1905 to 1935

Hugh Harper (1908)

All-America selection in 1908 ... Wisconsin boasted a 33-7 record in his three seasons ... member of UW's first Big Ten championship team in 1907 ... served as team captain and earned All-Big Ten honors for the 1908 Big Ten championship team, which went 10-2 (7-1 in Big Ten) ... younger brother, Carl Harper, would earn All-America status at Wisconsin in 1914 ... native of Madison, Wisconsin

Helmer Swenholt (1908-09)

Two-time All-American in 1908 and 1909 ... three-year letterwinner from 1907-09 ... member of two Big Ten championship teams in 1907 and 1908, earning All-Big Ten honors in 2008 ... later became highly decorated colonel in the Army Corps of Engineers, earning a purple heart and bronze star while serving in both World War I and II ... native of Wittenbery, Wisconsin

Walter Scoville (1911)

All-American in 1911 ... Wisconsin's first two-time All-Big Ten selection, earning the honor in 1911 and 1912 ... lettered from 1910-12 ... senior on the 1912 Helms Foundation National Championship team that went 15-0 and 12-0 in the Big Ten

Otto Stangel (1912)

All-American and Helms Foundation National Player of the Year in 1912 ... member of Helms Foundation national championship team that finished 15-0 (12-0 in Big Ten) ... earned All-Big Ten honors after leading the conference in scoring with a Big Ten-record 177 points (11.8 pts per game), a record that stood for eight seasons ... inducted into Wisconsin Athletics Hall of Fame in 1995 ... native of Two Rivers, Wisconsin

Allen Johnson (1913)

All-American in 1913 ... lettered in 1912-13 ... member of back-to-back Big Ten championship teams, including the 1912 Helms Foundation National Championship team that went 15-0 ... earned 1913 All-Big Ten honors

Carl Harper (1914)

All-American in 1914 ... two-time All-Big Ten selection in 1913 and 1914 ... helped UW compile a 44-1 record in his tenure, and sat out the only loss (vs. Chicago in 1913) with a sprained ankle ... member of three Big Ten championship teams and both the 1912 and 1914 Helms Foundation National Championship teams ... older brother, Hugh Harper, was named an All-American at Wisconsin in 1908 ... native of Madison, Wisconsin

Eugene Van Gent (1914)

All-American in 1914 ... two-time All-Big Ten honoree in 1913 and 1914 ... lettered from 1912-14 ... member of three Big Ten championship teams and both the 1912 and 1914 Helms Foundation National Championship teams ... also played football and ran track at Wisconsin ... later served as the head basketball coach at Missouri (1914-16), Texas (1916-17) and Stanford (1921-22), tallying a career coaching record of 42-19 ... also served as the head football coach at Texas in 1916, at the University of California-Davis in 1920 and at Stanford in 1921, compiling a career football mark of 14-8-3 ... native of Chicago, Illinois

George Levis (1915-16)

Two-time All-American and Helms Foundation National Player of the Year in 1916 ... All-Big Ten in 1915 and 1916 ... played from 1915-17 ... member of 1916 squad that posted 20-1 record and won the Big Ten championship ... led the Big Ten with 109 points in 12 games in 1916 ... also an outstanding baseball player at Wisconsin ... coached Indiana University basketball team in 1921 and 1922, posting a record of 25-16 ... his family started Illinois Glass Company and George played a prominent role in developing basketball's glass backboards ... a native of Madison, Wisconsin ... enshrined into Madison Sports Hall of Fame in 1964 ... inducted into Wisconsin Athletics Hall of Fame in 1991

Harold Olsen (1917)

All-American center in 1917 ... co-captain of 1917 team and member of the 1916 Helms Foundation National Championship team ... All-Big Ten in 1916 and 1917 ... would go on to serve as head coach at Ohio State for 24 seasons (1923-46), leading his team to an overall record of 255-192 ... in 1939, helped create the NCAA postseason basketball tournament ... as a coach, Olsen spent time at Ripon College (1919), where his teams won three conference titles, then Ohio State (1923-46), where his team shared the Big Ten Championship in 1933 with Northwestern and won four outright titles. Olsen later coached the Chicago Stags to the first Basketball Association of America Finals in 1947 ... was inducted into the Basketball Hall of Fame as a contributor in 1959 ... native of Rice Lake, Wisconsin

William Chandler (1918)

All-American and Helms Foundation National Player of the Year in 1918 ... two-time All-Big Ten selection in 1916 and 1917 ... captained UW's 1918 Big Ten Championship team ... was a member of the 1916 Helms Foundation National Championship team ... began coaching career with two-year stint (1919-21) at UW-River Falls, going 27-7 ... coached at Iowa State for seven seasons (1921-28) and Marquette for 21 seasons (1930-51) ... compiled 133-283 career Div. I record ... was president of the National Association of Basketball Coaches in 1938 and was instrumental in forming the NCAA Basketball Tournament

Eber Simpson (1918)

All-American in 1918 ... lettered in 1917 and 1918, helping UW compile a record of 29-7 in his two seasons ... member of 1918 Big Ten championship team ... went on to play in the National Football League for the St. Louis All-Stars in 1923 ... native of Oshkosh, Wisconsin

Gene Englund (1941)

All-American center in 1941 ... All-Big Ten in 1940 and 1941 ... Wisconsin and Big Ten MVP in 1941 ... captain of 1941 squad that won Big Ten and NCAA championships ... set Big Ten scoring record with 162 points in 1941 ... led Badgers in scoring in 15 of 23 games in 1941 ... played from 1939-41 ... native of Kenosha, Wisconsin

John Kotz (1942)

All-American forward in 1942 ... All-Big Ten in 1941 and 1942 ... played from 1941-43 ... sophomore member of 1941 Big Ten and NCAA championship team ... named outstanding player in 1941 NCAA championship game ... led Big Ten in scoring with 242 points in 1942 ... team and Big Ten MVP in 1942 ... captain of 1943 squad ... graduated as school's career scoring leader (841) ... native of Rhinelander, Wisconsin

Alando Tucker (2007)

All-American forward in 2007 ... played from 2003-07 ... set the UW scoring record with 2,217 career points ... also set UW records for field goals, free throws, free-throw attempts, offensive rebounds, games played, games started and minutes played ... became the first Badger to lead the Big Ten in scoring (20.0 ppg., 2006) since Don Rehfeldt in 1950 ... Big Ten Player of the Year (2007) ... 2006 first-team All-Big Ten ... 2005 third-team All-Big Ten ... 2003 Big Ten All-Freshmen Team and honorable mention All-Big Ten ... Senior CLASS Award winner (2007) ... NABC Career Achievement Award (2007) ... captain as a junior and senior ... native of Lockport, Illinois

Frank Kaminsky (2015)

All-American forward and consensus national player of the year in 2015 ... first player in UW history to win the Naismith Trophy, the Wooden Award and the Oscar Robertson Trophy as well as earning the AP Player of the Year ... averaged just 2.9 points through his first two seasons before earning All-Big Ten honors and NCAA Tournament Regional MVP honors as a junior ... as a senior, led the Badgers in points, rebounds, assists, blocks, FG% and 3FG% while leading UW to back-to-back Final Fours and the 2015 Big Ten Regular Season and Tournament Championships ... finished career with 1,458 points (9th in UW history), 666 rebounds and a school-record 153 blocks ... native of Lisle, Illinois

WISCONSIN ATHLETICS HALL OF FAME

The University of Wisconsin Athletic Hall of Fame was established in 1991 by the Division of Intercollegiate Athletics, University of Wisconsin-Madison, in cooperation with the National "W" Club, Wisconsin's letter winner organization. The Hall of Fame inductees are recognized and honored for their exemplary athletic achievement and contributions made to the University of Wisconsin. The Hall of Fame has 31 members who either played or coached men's basketball for the Badgers.

Dick Bennett (1996-2000)

Inducted in 2012

UW head coach from 1996-2000 with a record of 94-68 (.580), including a trip to the 2000 Final Four.

Dick Cable (1952-55)

Inducted in 1998

Second-team All-Big Ten forward finished in 1955 as the UW career scoring leader with 1,180 points.

Robert Cook (1946-48)

Inducted in 1992

All-Big Ten forward led the conference in scoring in 1947 with 15.6 ppg. Also played 3B for UW baseball team.

Gene Englund (1939-41)

Inducted in 1991

Captain of the 1941 NCAA Championship team, the All-American center earned Big Ten MVP in 1941.

Michael Finley (1992-95)

Inducted in 2004

A three-time AP Honorable Mention All-American, finished career as UW's all-time leading scorer with 2,147 points.

Harold Foster (1928-30, 1935-59)

Inducted in 1991

All-Big Ten center in 1929 and 1930, also coached UW to the 1941 NCAA Championship and three Big Ten titles.

Joe Franklin (1966-68)

Inducted in 1997

First-team All-Big Ten pick in 1968 when he averaged 22.7 ppg, second-highest single-season average in UW history.

Claude Gregory (1978-81)

Inducted in 2013

Second-team All-Big Ten pick in 1981, finished as UW's leading scorer (1,745 points) and rebounder (904).

Devin Harris (2002-04)

Inducted in 2015

2004 Big Ten Player of the Year, led UW to pair of Big Ten championships and 2004 conference tourney title.

Trent Jackson (1986-89)

Inducted in 2019

First player in UW history to post 1,500 points, 250 rebounds and 250 assists. Also ranks 2nd in UW history in 3-point FG percentage.

Danny Jones (1987-90)

Inducted in 2003

An AP honorable mention All-American in 1989, set the UW career scoring mark with 1,854 points.

Mike Kelley (1998-01)

Inducted in 2014

Big Ten Defensive Player of the Year in 1999, led UW to the 2000 Final Four and set UW career steals record (275).

John Kotz (1941-43)

Inducted in 1991

An All-American in 1942, earned Outstanding Player honors in the 1941 NCAA Championship game.

George Levis (1915-17)

Inducted in 1991

First-team All-American led UW to the 1916 Big Ten Championship and led the Big Ten in scoring.

Walter Meanwell (1912-17, '21-34)

Inducted in 1991

Led UW to eight Big Ten championships and three Helms Foundation National Championships with a career record of 246-99-1 (.712) in 20 seasons.

Albert 'Ab' Nicholas (1950-52)

Inducted in 1994

Second-team All-America pick by *Look* magazine in 1952 and a two-time first-team All-Big Ten selection.

Rick Olson (1983-86)**Inducted in 2008**

Third-team All-Big Ten in 1986, started every game of his career (112) and is fifth in UW history with 1,736 points.

Ray A. Patterson (1942-45)**Inducted in 2001**

First-team All-Big Ten and *Chicago Herald* All-American in 1944, finishing second in the conference with 14.0 ppg.

Kirk Penney (2000-03)**Inducted in 2016**

Back-to-back first-team All-Big Ten selection led UW to Big Ten championships in 2002 and 2003 and was a key member of the 2000 Final Four roster.

Bobby Poser (1930-32)**Inducted in 1996**

Captain of the 1933 basketball team but was a pitcher and outfielder on UW's 1930 Big Ten Championship baseball team and coached baseball team from 1935-36.

Rolf 'Chub' Poser (1933-35)**Inducted in 1993**

Two-time All-Western Conference guard was the leading scorer on UW's 1935 Big Ten Co-Championship squad.

Don Rehfeldt (1947-50)**Inducted in 1991**

Big Ten MVP and All-American in 1950, set the then-UW career scoring record with 1,169 points.

Bo Ryan (2002-15)**Inducted in 2020**

Winningest coach in UW history with a record of 364-130 (.737), led the Badgers to seven Big Ten championships as well as 14 NCAA tournaments and the 2014 and 2015 Final Fours.

Glen Selbo (1944, 1947)**Inducted in 2005**

The 1947 Big Ten MVP also earned *Chicago Tribune* Player of the Year leading UW to the 1947 conference title.

Clarence Sherrod (1969-71)**Inducted in 2002**

Three-year starter, ended his career with 1,408 points and earned second-team All-Big Ten in both 1970 and 1971.

Ken Siebel (1961-63)**Inducted in 2006**

Led UW in scoring in 1962 and 1963 and finished career with 1,084 points.

Otto Stangel (1911-12)**Inducted in 1995**

Led the Big Ten with 177 in 1912 helping UW to a 15-0 season and Helms Foundation National Championship.

Chris Steinmetz, Sr. (1902-05)**Inducted in 1991**

Member of the National Basketball Hall of Fame earned Helms Foundation National Player of the Year in 1905.

Alando Tucker (2003-07)**Inducted in 2018**

Wisconsin's all-time scoring leader with 2,217 career points, led UW to the school's first 30-win season in 2007 and was UW's first consensus first-team All-American since 1942.

Tracy Webster (1992-94)**Inducted in 2017**

Wisconsin's career assist leader, also ranks second in steals and holds UW's single-season 3-point percentage record.

Mike Wilkinson (2002-05)**Inducted in 2020**

First-team All-Big Ten pick in 2005, finished career sixth on UW's all-time scoring list with 1,532 points and third with 856 career rebounds.

UW NBA DRAFT CHOICES

Wisconsin has had nine first-round NBA draft choices. In 2015, the Badgers had two first-round selections in the same draft for the first time in school history when Frank Kaminsky (9th) and Sam Dekker (18th) were picked. Devin Harris (5th overall in 2004) became the highest Badger drafted since 1950 when Don Rehfeldt was drafted 2nd overall. The Bo Ryan era (2002-15) produced four first round draft picks.

YEAR	PLAYER	TEAM	ROUND	OVERALL
1950	Don Rehfeldt	Baltimore	1st	2nd
1952	Ab Nicholas	Milwaukee	Team's 5th pick	
1954	Paul Morrow	Rochester	Team's 8th pick	
	Ron Weisner	Milwaukee	Team's 12th pick	
1955	Dick Cable	Milwaukee	Team's 2nd pick	
1956	Dick Miller	New York	Team's 9th pick	
1963	Ken Siebel	Baltimore	6th	47th
	Ron Jackson	Baltimore	9th	70th
1964	Jack Brens	New York	9th	73rd
1966	Ken Barnes	Baltimore	16th	109th
1968	Joe Franklin	Milwaukee	5th	63rd
1969	James Johnson	Boston	7th	93rd
	John Schell	Milwaukee	8th	100th
1970	Albert Henry	Philadelphia	1st	12th
1971	Clarence Sherrod	Chicago	8th	134th
1972	Gary Watson	Philadelphia	10th	146th
1974	Kim Hughes	Buffalo	3rd	45th
	Gary Anderson	Washington	5th	85th
	Kerry Hughes	Cleveland	8th	129th
1976	Dale Koehler	Cleveland	8th	123rd
	Bob Johnson	Detroit	10th	161st
1980	Wes Matthews	Washington	1st	14th
	Joe Chnelich	New York	4th	82nd
1981	Claude Gregory	Washington	2nd	41st
	Larry Petty	Los Angeles	7th	157th
1984	Cory Blackwell	Seattle	2nd	29th
1985	Scott Roth	San Antonio	4th	81st
1986	Rick Olson	Houston	7th	158th
1987	J.J. Weber	Milwaukee	3rd	64th
1995	Michael Finley	Phoenix	1st	21st
	Rashard Griffith	Milwaukee	2nd	38th
1997	Paul Grant	Minnesota	1st	20th
2004	Devin Harris	Washington	1st	5th
	<i>(draft rights traded later that day to Dallas)</i>			
2007	Alando Tucker	Phoenix	1st	29th
2011	Jon Leuer	Milwaukee	2nd	40th
2015	Frank Kaminsky	Charlotte	1st	9th
	Sam Dekker	Houston	1st	18th

BADGERS IN THE NBA

The following former Badgers have spent time on an active NBA roster.

PLAYER	TEAMS	SEASONS
Cory Blackwell	Seattle Supersonics	1985
Brian Butch	Denver Nuggets	2010
Paul Cloyd	Washington Capitols	1950
Bobby Cook	Sheboygan Red Skins	1950
Sam Dekker	Houston Rockets, L.A. Clippers, Cleveland Cavs, Washington Wizards	2016-19
Duje Dukan	Sacramento Kings	2016
Gene Englund	Tri-Cities Blackhawks, Boston Celtics	1950
Michael Finley	Dallas Mavericks, San Antonio Spurs, Boston Celtics	1996-10
Paul Grant	Minnesota Timberwolves, Milwaukee Bucks, Utah Jazz	1999, 2004
Claude Gregory	Washington Bullets, Los Angeles Clippers	1986, 1988
Devin Harris	Dallas Mavericks, New Jersey Nets, Utah Jazz, Atlanta Hawks	2005-19
Nigel Hayes	Los Angeles Lakers, Sacramento Kings, Toronto Raptors	2018
Albert Henry	Philadelphia 76ers	1971-72
Doug Holcomb	Baltimore Bullets	1949
Kim Hughes	New York, New Jersey Nets, Denver Nuggets, Cleveland Cavaliers	1976-81
Frank Kaminsky	Charlotte Hornets, Phoenix Suns	2016-Pres.
Marcus Landry	New York Knicks, Boston Celtics, L.A. Lakers	2009-13
Walt Lautenbach	Sheboygan Red Skins	1950
Jon Leuer	Milwaukee Bucks, Cleveland Cavaliers, Memphis Grizzlies, Phoenix Suns, Detroit Pistons	2011-19
Wes Matthews	Wash. Bullets, Atlanta Hawks, Phil. 76ers, Chicago Bulls, S.A. Spurs, L.A. Lakers	1981-90
Kirk Penney	Miami Heat, L.A. Clippers	2004-05
Don Rehfeldt	Baltimore Bullets, Milwaukee Hawks	1951-52
Scott Roth	Utah Jazz, San Antonio Spurs, Minnesota Timberwolves	1988-90
Dick Schulz	Clev. Rebels, Tor. Huskies, Balt. Bullets, Wash. Capitols, TC Blackhawks, Sheb. Red Skins	1947-50
Glen Selbo	Sheboygan Red Skins	1950
Greg Stiemsma	Boston Celtics, Minnesota Twolves, N.O. Pelicans, Toronto Raptors, Orlando Magic	2010-15
Alando Tucker	Phoenix Suns, Minnesota Timberwolves	2008-10

CURRENT BADGERS IN THE NBA

Frank Kaminsky (2012-15)

Phoenix Suns

First round draft choice in 2015 (9th overall), enters his 5th NBA season and first with the Suns in 2019-20. The former collegiate national player of the year has appeared in 282 career games (23 starts), averaging 11.7 points and 4.5 rebounds per game in 2016-17.

FORMER BADGERS PLAYING IN G-LEAGUE

PLAYER	UW YEARS	TEAM
Khalil Iverson	2016-19	Grand Rapids Drive (Pistons)

FORMER BADGERS PLAYING OVERSEAS

PLAYER	UW YEARS	LOCATION	TEAM
Vitto Brown	2013-17	France	Le Mans Sarthe Basket
Mike Bruesewitz	2010-13	Mexico	Mineros de Zacatecas
Sam Dekker	2013-15	Turkey	Turk Telekom
Duje Dukan	2011-15	Spain	Tau Castello
Ryan Evans	2010-13	Denmark	Bakken Bears
Ethan Happ	2014-18	Greece	Olympiacos
Nigel Hayes	2014-17	Lithuania	Zalgiris
Alex Illikainen	2016-18	Spain	Aquimisa Carvajosa
Brevin Pritzl	2016-20	Serbia	KK Tamis
Jordan Taylor	2009-12	France	ASVEL Lyon-Villeurbanne
Andy Van Vliet	2016-18	Lithuania	Siauliai

FORMER BADGERS COACHING PRO/NCAA

PLAYER	UW YEARS	CURRENT SCHOOL/TEAM
Hennssy Auriantal	1996-99	Western Kentucky
Roy Boone	2000-01	Madison College
Tanner Bronson	2005-08	Chattanooga
Sharif Chambliss	2001-05	Wright State
Brian Good	1989-92	Wingate Univ.
Tim Jarmusz	2008-11	St. Thomas (MN)
Joe Krabbenhoft	2006-09	Wisconsin
Howard Moore	1992-95	Wisconsin
Freddie Owens	2001-04	Green Bay
Kirk Penney	2000-03	Virginia
Greg Stiemsma	2005-08	Minnesota Timberwolves
Julian Swartz	2000	Georgia Tech
Alando Tucker	2003-07	Wisconsin

LETTERWINNERS

A

ADAMS, James (C), 1911
 ADAMS, Lloyd (F, 6-6)
 New York, N.Y., 1970
 AFFELDT, George (F, 5-11)
 West Allis, Wis., 1943
 ALWIN, Robert (G, 5-10)
 Madison, Wis., 1940-41-42
 ANDERSON, Dean (G/F, 6-2)
 Madison, Wis., 1976
 ANDERSON, Evan (C, 6-10)
 Stanley, Wis., 2012-13-14
 ANDERSON, Gary (G, 6-5)
 Madison, Wis., 1972-73-74
 ANDERSON, George, 1914
 ANDERSON, Orrin, 1925
 ANDERSON, Peter (F, 6-3)
 Rockford, Ill., 1951-52
ANDERSON, Trevor (G, 6-2)
Stevens Point, Wis., 2019-20
 ANDERSON, Walter (F, 6-2)
 Superior, Wis., 1939-40
 ANDREWS, Charles, 1926-27-28
 ARTHUR, Frank, 1907
 ASLAKSON, Charles (G, 6-2)
 Marshfield, Wis., 1965
 AURIANTAL, Hennssy (G, 6-1)
 Montreal, Que., 1996-97-98-99

B

BACHMAN, Willis, 1945
 BADURA, Robert (G, 6-2)
 Kohler, Wis., 1955-56
 BAILEY, John (G, 6-3)
 Macon, Ga., 1979-80-81-82
 BAIN, Frank, 1925
 BALLARD, Michael (G, 6-4)
 Oak Park, Ill., 2018-19-20
 BARAO, Thomas (G, 6-3)
 New Bedford, Mass., 1970
 BARLOW, Millard, 1919
 BARNARD, Samuel (F/C, 6-6)
 Oshkosh, Wis., 1958
 BARNES, Kenneth (F, 6-3)
 Decatur, Ill., 1964-65-66
 BARNES, Robert (F, 6-8)
 Racine, Wis., 1985
 BARNESON, Robert (F, 6-3)
 Eau Claire, Wis., 1958-59-60
 BARNUM, Rollie, 1925-26-27
 BARRY, Devin (G, 6-1)
 Janesville, Wis., 2006
 BARTLETT, Edwin, 1902-03
 BARWIG, Byron, 1923-24-25
 BAUMGARTEN, David (G, 6-0)
 Evansville, Wis., 1971
 BAX, Jackson (G, 5-11)
 Frankfort, Ill., 2016

BEHR, Louis, 1926-27-28
 BELL, Byron, 1937-38-39
 BELLOWS, Frank, 1913
 BENCRISCIOTTO, Fred (F, 6-1)
 Racine, Wis., 1950-51
 BENDER, John, 1933
 BERGER, Louis (F), 1913
 BERGGREN, Jared (F/C, 6-10)
 Princeton, Minn., 2010-11-12-13
 BERTKE, William (C), 1901
 BICKELHAUPT, William, 1910
 BIGGS, James (F, 6-2)
 Chicago, Ill., 1959-60-61
 BIRCH, Albert (F), 1909-10-11
 BIRCH, Frank, 1918
 BISHOP, Warren (F), 1900-01
 BLACKWELL, Cory (F, 6-6)
 Chicago, Ill., 1982-83-84
 BLOOR, James, 1946
 BOHANNON, Jason (G, 6-2)
 Marion, Iowa, 2007-08-09-10
 BOHANNON, Zach (F, 6-6)
 Marion, Iowa, 2013-14
 BOHEN, James (G, 5-10)
 Reedsburg, Wis., 1963-64-65
 BOONE, Roy (G, 6-3)
 Madison, Wis., 2000-01
 BORLAND, Glenn (F, 6-1)
 Oelwein, Iowa, 1956-57-58
 BOWER, Ricky (G, 6-4)
 Meridian, Id., 2001
 BOWERS, Dale (F, 6-0)
 Rockford, Ill., 1949
 BRADISH, Charles (G), 1911
 BREITKREUTZ, Emil, 1904-05
 BRENS, John (C, 6-8)
 St. Charles, Ill., 1962-63-64
 BREY, Peter (F, 6-7)
 Wisconsin Rapids, Wis., 1975-76-77
 BROCK, Harold, 1918
 BRONSON, Tanner (G, 5-11)
 Glendale, Wis., 2005-06-07-08
 BROOKS, Henry, 1925-26
 BROWN, Vitto (F, 6-8)
 Bowling Green, Ohio, 2014-15-16-17
 BRUESEWITZ, Mike (F, 6-6)
 St. Paul, Minn., 2010-11-12-13
 BRUST, Ben (G, 6-1)
 Hawthorn Woods, Ill., 2011-12-13-14
 BRYANT, Jon (G, 6-2)
 Plymouth, Minn., 1999-00
 BUCHANAN, Deandre (F, 6-5)
 Verona, Wis., 2002-03
 BUECHL, William (F, 6-1)
 Wauwatosa, Wis., 1951
 BUNKE, Richard (C/F, 6-1)
 New London, Wis., 1945
 BURDICK, William, 1899-1900
 BURINGTON, Keith (G, 6-2)
 Browntown, Wis., 1968-69

BURKEMPER, David (G, 6-1)
 Hubertus, Wis., 1996-97-98-99
 BURKS, Frank (C/F, 6-4)
 Chicago, Ill., 1960
 BUSH, James, 1904-05-06
 BUTCH, Brian (F/C, 6-11)
 Appleton, Wis., 2005-06-07-08

C

CABLE, Richard (F, 6-1)
 Stevens Point, Wis., 1952-53-54-55
 CAIN, Morris (F, 6-5)
 Milwaukee, Wis., 2006-07-08-09
 CALDERWOOD, Tyre (G, 6-0)
 Joliet, Ill., 1997, '99
 CANNON, Patrick (G, 5-10)
 Brookfield, Wis., 1971
 CARL, Adam (G, 5-11)
 Northbrook, Ill., 1993
 CARLIN, Michael (G, 6-0)
 Valparaiso, Ind., 1966-67-68
 CARLIN, Shawn (G, 6-3)
 Middleton, Wis., 1995-96
 CARLSON, George, 1918
 CARPENTER, Edward (F, 6-4)
 Rockford, Ill., 1952
 CARTER, Charles (F), 1901
 CARY, David (F, 6-6)
 Milwaukee, Wis., 1983
 CEASER, Carl (G), 1920-21-22
 CHAMBERS, Chris (G, 6-1)
 Bedford, Ohio, 1998
 CHAMBLISS, Sharif (G, 6-1)
 Racine, Wis., 2005
 CHANDLER, William, 1916-17-18
 CHAPPELL, Jason (F, 6-10)
 New Berlin, Wis., 2003-05-06-07
 CHMIELEWSKI, Ed, 1929-30-31
 CHRNELICH, Joseph (F, 6-7)
 Milwaukee, Wis., 1977-78-79-80
 CLINTON, James (F/C, 6-5)
 Milwaukee, Wis., 1951-55
 CLOW, Fred (C, 6-4)
 Rockford, Ill., 1958-59-60
 COLBERT, Brian (G, 6-0)
 Zion, Ill., 1975-76
 COLEMAN, Booker (C/F, 6-9)
 Jamestown, N.Y., 1995-96-97-98
 CONGER, Chris (G, 6-3)
 Green Bay, Wis., 1993-94-95
 CONLON, Dennis (G, 6-3)
 Dubuque, Iowa, 1970-71
 COOK, Robert (F, 5-10)
 Harvard, Ill., 1946-47-48
 COYNE, William, 1937
 CUEVAS, Courtland (F, 6-5)
 Madison, Wis., 2020
 CURTIN, Joseph (G), 1907

D

DAHLKE, Charles (C, 6-5)
Princeton, Wis., 1951-52

DALY, Michael (F, 5-7)
Wisconsin Rapids, Wis., 1953-54

DANDRIDGE, Greg (G, 6-2)
Milwaukee, Wis., 1980-81-82-83

DAUGHERTY, Sean (F, 6-10)
Vincennes, Ind., 1995-96-97-98

DAVIS, Ernest, 1937-38

DAVIS, Travon (G, 5-10)
Summit, Ill., 1999-00-01-02

DAVISON, Brad (G, 6-3)
Maple Grove, Minn., 2018-19-20

DEARRING, Riley (G, 6-5)
Minnetonka, Minn., 2015

DECORAH, Will (G, 6-4)
Wauaukee, Wis., 2016

DeCREMER, James (F/C, 6-7)
Eau Claire, Wis., 1970-71

DEKKER, Sam (G/F, 6-7)
Sheboygan, Wis., 2013-14-15

DeMARK, Nick, 1934-35-36

DeMERIT, John (F, 6-1)
Port Washington, Wis., 1957

DEPPE, Ted (F, 6-1)
Baraboo, Wis., 1941

DICK, Donald (F, 6-0)
Montreal, Wis., 1944

DIEBOLD, Marshall, 1923-24-25

DITTMAN, Fred (G), 1907-08

DOUGAN, Trevor, 1926

DOUGLASS, Billy (G, 6-5)
Lake Forest, Ill., 1989-90-91-92

DOWNS, Edward (F, 5-9)
Proctor, Minn., 1943

DOYLE, John, 1928-29

DRAYTON, Dwight (F, 6-6)
Rockford, Ill., 1970

DUANY, Duany (G/F, 6-5)
Bloomington, Ind.,
1997-98-99-00

DUKAN, Duje (F, 6-9)
Deerfield, Ill., 2011-12-14-15

DUPEE, David, 1937-38-39

DUTRIASAC, Richard (G, 6-3)
Wausau, Wis., 1959-61

DYKSTRA, Clarence (F, 6-0)
Racine, Wis., 1944

E

ELLENSON, John (F, 6-7)
Menomonie, Wis., 1989-90-91

ELLERMAN, Raymond, 1928-29

ELSOM, Kendall, 1923-24

ELY, Louis (F, 6-7)
Harvey, Ill., 1991-92-93

ENGLUND, Gene (C, 6-4)
Kenosha, Wis., 1939-40-41

ENGLUND, Gene Jr. (F, 6-5)
Oshkosh, Wis., 1962

EPPERSON, Charles (F, 6-1)
Jackson, Mich., 1940-41-42

EVANS, Ryan (G/F, 6-6)
Phoenix, Ariz., 2010-11-12-13

F

FAHEY, Dan (G, 6-3)
Chicago, Ill., 2010-11-12-13

FALK, Robert (G, 6-2)
Madison, Wis., 1975-76-77

FALLS, Richard (F, 6-1)
River Forest, Ill., 1947-48

FANNING, Willis (C), 1920

FARWELL, Knight, 1924

FAUROTE, Gerald (F, 6-5)
East Gary, Ind., 1976-77

FAUST, Erik (F, 6-7)
Arlington Hts., Ill., 1999-00

FERRIS, Matt (G, 6-6)
Appleton, Wis., 2015-17-18

FINLEY, Michael (F, 6-7)
Maywood, Ill., 1992-93-94-95

FLEMING, Sean (G, 6-2)
Oakland, Calif., 1987

FLODEN, Tuve, 1915

FLOWERS, Michael (G, 6-2)
Madison, Wis., 2005-06-07-08

FOLZ, Daniel (C, 6-7)
Milwaukee, Wis., 1953-54-55-56

FORD, Aleem (F, 6-8)
Lawrenceville, Ga., 2018-19-20

FOSSUM, Bruce (F, 6-1)
Ashland, Wis., 1948-49

FOSTER, Harold, 1928-29-30

FRABER, Maurice, 1929-30

FRANK, Arthur (G), 1907

FRANKLIN, Joseph (F, 6-4)
Madison, Wis., 1966-67-68

FRASOR, Robert (G, 6-3)
Blue Island, Ill., 1970-71-72

FREY, Mannie, 1937-38

FROGNER, Allard (G), 1920-21

FULLER, Gordy, 1935-36-37

G

GAGE, Leslie, 1922-23

GAINES, Arnold (G, 6-4)
Baltimore, Md., 1977-78-79-80

GALLAGHER, John (G, 5-11)
Milton Junction, Wis., 1939-40

GALLAGHER, Robert, 1944

GALLE, Fred, 1927

GARDNER, Thomas (G, 5-10)
Toluca, Ill., 1966

GARROTT, William, 1935

GASSER, Josh (G, 6-3)
Port Washington, Wis., 2011-12-14-15

GAVINSKI, J.P. (F, 6-11)
Wisconsin Dells, 2008-09-10-11

GHARRITY, Martin (G, 6-2)
Shawano, Wis., 1960

GIBSON, Douglas, 1922-23-24

GILLESPIE, James (G, 6-4)
Detroit, Mich., 1989

GILLETTE, Edmond (G), 1911

GODFREY, Roger (G, 5-10)
Wauwatosa, Wis., 1953-54

GOERING, Vince, 1945

GOLSTON, Carl (G, 5-9)
Chicago, Ill., 1982

GOOD, Brian (G, 6-1)
Rossville, Ind., 1989-90-91-92

GRAMS, David (G, 6-1)
Monroe, Wis., 1963-64

GRANT, Paul (C, 7-0)
W. Bloomfield, Mich., 1997

GREGORY, Claude (F, 6-8)
Washington, D.C.,
1978-79-80-81

GREGORY, James (F, 6-8)
Washington, D.C., 1977-78

GRIFFITH, Rashard (C, 6-11)
Chicago, Ill., 1994-95

GRIMM, Kurt (G, 6-0)
Milwaukee, Wis., 1944-45-46

GRISWOLD, Harry, 1930-31-32

GROSS, Raymond (C, 6-7)
Stratford, Wis., 1957-58-59

GRUSCZYNSKI, Kyle (F, 6-7)
Seymour, Wis., 2001

GULLIKSON, Kevin (F, 6-7)
Stillwater, Minn., 2006-07-08-09

GUSTAFSON, Kenneth
(F/G, 6-4) St. Charles, Ill.,
1964-65-66

GWYN, Thomas (C, 6-6)
Milwaukee, Wis., 1961-62-63

H

HAARLOW, Robert (C, 6-5)
Chicago, Ill., 1946-47-48-49

HAAS, Mel, 1914-15-16

HACKBART, Dale, 1959

HALL, Jeremy (G, 5-10)
Garrett, Ky., 1996

HAMANN, Ray, 1933-34-35

HANSON, Clayton (G, 6-5)
Reedsburg, Wis., 2002-03-04-05

HAPP, Ethan (F, 6-10)
Milan, Ill., 2016-17-18-19

HARDY, Emir (F, 6-6)
Chicago Hts., Ill., 1975

HARGET, Edmund, 1926

HARPER, Carl,
Madison, Wis., 1912-13-14

HARPER, Hugh (G, 6-1)
Madison, Wis., 1906-07-08

HARRELL, Damon (C, 6-9)
Madison, Wis., 1990-91-92-93

HARRIS, Bob, 1937

HARRIS, Devin (G, 6-4)
Milwaukee, Wis., 2002-03-04

HASTINGS, Daniel (G, 6-4)
Drexel Hill, Pa., 1978-79-80-81

HAUKEDAHL, Stanley, 1937

HAYES, Nigel (F, 6-8)
Toledo, Ohio, 2014-15-16-17

HEARDEN, Donald (G, 6-0)
Kimberly, Wis., 1962-63-64

HEDSTROM, Joe (C, 7-0)
Hopkins, Minn., 2020

HEINEMAN, Michael (G, 6-3)
Connersville, Ind.,
1984-85-86-87

HELMHOLZ, Henry (C), 1900-02

HELMIGK, Andreas (F, 6-9)
Klagenfurt, Austria, 2003-04-05

HEMMING, Victor, 1917

HENDERSON, Dwight, 1912

HENDRICKSON, Eino (C, 7-0)
Holmen, Wis., 1967-68-70

HENRY, Albert (C, 6-9)
Memphis, Tenn., 1969-70

HERREID, Carl (F, 6-3)
Blair, Wis., 1952

HERTZ, Gilman (F, 6-3)
Weyauwega, Wis., 1943-47

HIGGINBOTTOM, Carter (G, 6-0)
Chicago, Ill., 2020

HILL, Jordan (G, 6-4)
Pasadena, Calif., 2014, 16-17

HINMAN, Norman, 1913

HIPPEN, Jack (F, 6-7)
Chadwick, Ill., 1982-83-84-85

HIRSCHBERG, Walter (G),
1899-1900-01

HISLE, Larry Jr. (G, 6-4)
Mequon, Wis., 1990-91

HOLCOMB, Douglas (F, 6-4)
Milwaukee, Wis., 1947

HOLLINGER, Robert, 1945

HOLT, Walter (G, 6-1)
Benton Harbor, Mich., 1957-58

HOSKINS, Darnell (G, 6-0)
Dayton, Ohio, 1994-95

HOTCHKISS, George, 1926-27-28

HOWARD, Leon (F, 6-5)
New York, N.Y., 1971-72-73

HUGHBANKS, Thomas (F, 6-5)
Green Bay, Wis., 1960-61-62

HUGHES, Kerry (F, 6-11)
Freeport, Ill., 1972-73-74

HUGHES, Kim (C, 6-11)
Freeport, Ill., 1972-73-74

HUGHES, Trevon (G, 6-1)
Queens, N.Y., 2007-08-09-10

I

ILLIKAINEN, Alex (F, 6-9)
Grand Rapids, Minn., 2016-17-18

IVERSON, Khalil (G, 6-5)
Delaware, Ohio, 2016-17-18-19

J

JACKSON, Ronald (F, 6-4)
Chicago, Ill., 1961-62

JACKSON, Traevon (G, 6-2)
Westerville, Ohio, 2012-13-14-15

JACKSON, Trent (G, 6-1)
Bolingbrook, Ill., 1986-87-88-89

JACOBSON, Steve (G, 6-1)
Pardeeville, Wis., 1982

JARMUSZ, Tim (F, 6-6)
Oshkosh, Wis., 2008-09-10-11

JEFFERSON, Ivan (F, 6-3)
Herrin, Ill., 1959

JENKINS, Robert (G, 6-3)
Milwaukee, Wis., 1978-79-80

JOHNSEN, Jason (G, 6-3)
New Hope, Minn., 1991-92-93-94

JOHNSON, Allen (F), 1912-13

JOHNSON, Alvin (G), 1911

JOHNSON, Bobbie (C, 6-5)
Washington, D.C., 1963-64

JOHNSON, Grant (C, 7-0)
Plymouth, Minn.,
1991-92-93-94

JOHNSON, James (F, 6-5)
Memphis, Tenn., 1967-68-69

JOHNSON, Robb (F, 6-5)
W. Palm Beach, Fla., 1966-67

JOHNSON, Robert (C, 6-8)
Miami, Okla., 1975-76

JOHNSON, Silas Jr. (G, 5-9)
Madison, Wis., 1951-52

JOHNSON, William (G, 6-0)
Monroe, Wis., 1944-45

JONES, Charles, 1935-36-37

JONES, Danny (F, 6-6)
Rockford, Ill., 1987-88-89-90

JORGENSEN, Richard (G, 6-0)
Neenah, Wis., 1954-55-56

K

KAMINSKY, Frank (F, 7-0)
Lisle, Ill., 2012-13-14-15

KELLEY, Brian (F, 6-7)
Decatur, Ga., 1992-93-94-95

KELLEY, Michael (G, 6-3)
Milwaukee, Wis., 1998-99-00-01

KILBRIDE, Andy (G, 6-3)
Kankakee, Ill., 1992-93-94-95

KING, Kobe (G, 6-4)

La Crosse, Wis., 2019-20

KNAKE, Robert, 1933-34

KNAPP, Harold (F), 1918-19-20-21

KOEHLER, Dale (F, 6-8)
Kewaunee, Wis., 1973-74-75-76

KOENIG, Bronson (G, 6-3)
La Crosse, Wis., 2014-15-16-17

KORTH, John (G, 6-2)
Neenah, Wis., 1983

KOSOLCHAROEN, Michael (G, 6-1)
Adams, Wis., 1996-97

KOTZ, John (F, 6-3)
Rhineland, Wis., 1941-42-43

KOWALSZYK, Henry, 1927-29

KOWSKE, Andrew (F, 6-8)
Brookfield, Wis., 1998-99-00-01

KRABbenhOFT, Joe (F, 6-7)
Sioux Falls, S.D., 2006-07-08-09

KREKLOW, Mike (F, 6-6)
Neenah, Wis., 1980-81

KRUEGER, Robert (G, 6-0)
Fort Atkinson, Wis., 1943-47

KUECHENMEISTER, Hugo (C)
1911-14

KULAS, Brian (G, 6-6)
Wausau, Wis., 1957-58-59

L

LANDRY, Marcus (F, 6-7)
Milwaukee, Wis., 2007-08-09

LANGE, E.O., 1914-15

LASZEWSKI, Jay (C/F, 6-8)
Stevens Point, Wis.,
1983-84-85-86

LAUTENBACH, Walter (G, 6-2)
Plymouth, Wis., 1942-43-47

LEICHTFUSS, David (G, 6-1)
Wauwatosa, Wis., 1957

LENHEISER, Ray (F, 6-1)
Rhineland, Wis., 1941

LEUER, Jon (F, 6-10)
Orono, Minn., 2008-09-10-11

LEVIS, George (6-0)
Madison, Wis., 1915-16-17

LINDEMANN, Walter (G), 1907-08

LINTON, Maurice (F, 6-7)
Calumet City, Ill., 1998-99-00-01

LITZOW, Robert (F, 6-3)
Stevens Point, Wis., 1956-57-58

LOCUM, Tim (G, 6-4)
Flora, Ill., 1988-89-90-91

LOTZER, Mark (G, 6-0)
Rockford, Ill., 1976

LUCHSINGER, Robert (G, 6-3)
Janesville, Wis., 1973-74-75

LYNCH, John (G, 6-1)
Frankfort, Ind., 1941-42

M

MACK, Thomas (F, 5-11)
Madison, Wis., 1955-56

MADER, David (C, 6-11)
Appleton, Wis., 2001-02-03-04

MADER, Robert (G, 6-1)
Wisconsin Rapids, Wis.,
1947-48-49-50

MAISEL, Lawrence, 1918

MALINOWSKI, Erik (F, 6-7)
Wausau, Wis., 1996

MANWARRING, Craig (F, 6-5)
Trenton, Ill., 1972

MAPEL, Charles, 1902

MARKHAM, Marshall (F, 5-10)
Brodhead, Wis., 1949-50-51

MARKOLF, Ian (C, 7-0)
San Antonio, Texas, 2009-10

MARSHALL, George (G, 6-1)
Chicago, Ill., 2013

MASON, Sean (G, 6-2)
Country Club Hills, Ill.,
1995-96-98-99

MATHEWS, Eugene (F, 5-7)
Green Bay, Wis., 1945-46

MATTHEWS, Wesley (G, 6-1)
Bridgeport, Conn., 1978-79-80

MATTHUSEN, Carl, 1929-30

MAYBERRY, Craig (F/C, 6-9)
Chicago, Ill., 1969-70

McCALLUM, James (G, 6-3)
Terre Haute, Ind., 1967-68

McCAULEY, Bruce (G, 6-3)
Sun Prairie, Wis., 1973-74-75

McCLEES, C.D., 1905

McCONOCHIE, Stewart, 1903-04

McCOY, Marcus (G/F, 6-5)
Chicago Hts., Ill., 1973-74-75

McDONALD, Gilbert, 1933-34-35

McDUFFIE, Otto (F, 6-5)
Milwaukee, Wis., 1992-93

McGEE, Carlton (F, 6-6)
Milwaukee, Wis., 1991-92-93

McGRORY, Walt (G, 6-3)
Edina, Minn., 2018-19-20

McINTOSH, Charles, 1917

McINTOSH, Clarence (C)
1919-21-23

MEINERS, Matt (G, 6-0)
North Potomac, Md., 1997

MENZEL, Exner (F, 6-0)
Stevens Point, Wis., 1946-47

MERKEL, Ralph, 1925-26-27

MEYERS, Paul, 1916-17

MILLER, David (G, 6-4)
Chicago, Ill., 1983-84

MILLER, Fred, 1933

MILLER, Godfrey, 1925

MILLER, Lycan, 1927-28-29

MILLER, Richard (G, 6-0)
Wheeling, W.V., 1954-55-56

MILLER, William (F, 6-2)
Lena, Ill., 1967

MILLS, David (G, 5-9)
Black River Falls, Wis., 1959

MILLS, Edward (C, 6-6)
West Milwaukee, Wis.,
1943-47-48

MITCHELL, Keith (F, 6-9)
Taylor, Mich., 1979-80-81-82

MITCHELL, Lee, 1935-36-37

MITCHELL, Thomas (G, 6-1)
Monroe, Wis., 1967-68-69

MOESCH, Aaron (F, 6-8)
Green Bay, Wis., 2015-16-17-18

MOLASKI, Tom (F, 6-6)
Grafton, Wis., 1986-87-88-89

MOORE, Earl (G/C, 6-4)
Stevens Point, Wis., 1948-49-50

MOORE, Howard (F, 6-6)
Chicago, Ill., 1993-94-95

MOORE, Jim (G-F)
Stevens Point, Wis., 1947-48-49-50

MORENZ, Paul (G, 6-0)
McHenry, Ill., 1965-66

MORIARITY, John (G, 6-5)
Oostburg, Wis., 1999

MORLEY, Zach (F, 6-8)
Maryville, Mo., 2004-05

MORROW, J. Paul (C, 6-7)
St. Croix Falls, Wis.,
1952-53-54

MUELLER, Curtis (F, 6-3)
Prairie du Sac, Wis., 1954-55-56

MURRAY, Richard (F, 6-2)
Three Lakes, Wis., 1959-60

N

NAGLE, Charles (F, 6-5)
Milwaukee, Wis., 1967-68-69

NANKIVIL, Keaton (F, 6-8)
Madison, Wis., 2008-09-10-11

NELSON, Douglas, 1930-31-32

NELSON, George, 1926-27-28

NEPRUD, Carl, 1912

NEWBURG, Mark (C, 6-11)
La Crosse, Wis., 1976-77-79-80

NICHOLAS, Albert (G, 6-3)
Rockford, Ill., 1950-51-52

NICKOLI, Robert (C, 6-8)
Fond du Lac, Wis., 1946

NIEMUTH, Wallace (C, 6-4)
Waupaca, Wis., 1946-48

NIXON, Ray (F, 6-7)
Milwaukee, Wis., 2003-04-05-06

NOE, Paul (G), 1907-08-09

NORD, Ronald (G, 5-10)
Minneapolis, Minn., 1950

NWACHUKWU, Osita (F, 6-8)
Owerri, Nigeria, 1995-96

O

OAKS, Leroy, 1932

O'BRIEN, Leland (C, 6-2)
Marietta, Ohio, 1944

OCKERSHAUSER, Karl, 1934

OKEY, Sam (F, 6-7)
Cassville, Wis., 1996-97

OLER, Lee (F, 6-5)
Fox Lake, Ill., 1970-71-72

OLSEN, Harold
Rice Lake, Wis., 1915-16-17

OLSON, Rick (G, 6-1)
Madison, Wis., 1983-84-85-86

O'MELIA, Michael (G, 5-10)
Rhineland, Wis., 1962-63-64

OSTROM, Lonnie (F/G, 6-5)
Silvis, Ill., 1961-62-63

OWENS, Lawrence "Freddie"
(G, 6-2) Milwaukee, Wis.,
2001-02-03-04

P

PAGE, Donald (F, 6-3)
Madison, Wis., 1949-50

PAMPERIN, John (F/G, 6-2)
La Crosse, Wis., 1958

PARKER, John (C, 6-5)
Madison, Wis., 1954-55-56

PATERICK, Timothy (G, 6-4)
Janesville, Wis., 1973-75-76

PATTERSON, Donald (G, 6-0)
Pekin, Ill., 1963

PATTERSON, Ray (C, 6-3)
Madison, Wis., 1942-43-44-45

PAUL, John, 1929-30-31

PAUST, Benjamin, 1904

PEARSON, William (F, 6-8)
McFarland, Wis., 1975-76-77-78

PEASE, Harlow (G), 1919-20

PENNEY, Kirk (G, 6-5)
Auckland, New Zealand,
2000-01-02-03

PETERS, Jay (G, 6-2)
Janesville, Wis., 1991-92

PETERSEN, Jeff (C, 6-10)
Mequon, Wis., 1992-93-94

PETERSON, Mosezell (G/F, 6-4)
Louisville, Ky., 1995-96-97

PETTY, Larry (C, 6-9)
New York, N.Y., 1978-79-80-81

PHELPS, Marion, 1912

PIACENZA, Richard (F, 6-6)
Highland Park, Ill., 1973-74-76

PLANK, Neil (G/F, 6-5)
Mt. Zion, Ill., 2002

PLONDKE, Scott (F/C, 6-10)
Dubuque, Iowa, 1984

PLOSS, John (C, 6-9)
Antioch, Ill., 1982-83-84-85

POKER, Lawrence (F, 6-1)
Milwaukee, Wis., 1947-48-49
PORTMANN, Kurt (F, 6-11)
Sheboygan, Wis., 1987-88-89-90
POSER, Bobby, 1930-31-32
POSER, John, 1930-31-32
POSER, Rolf "Chub",
Columbus, Wis., 1933-34-35
POTTER, John (F), 1901-02-03
POTTER, Micah (F, 6-10)
Mentor, Ohio, 2020
POWELL, Howard, 1936-37-38
POWERS, Edward, 1926
POWERS, Robert (G, 6-2)
Madison, Wis., 1961
PREBOSKI, Felix, (F, 6-2)
Antigo, Wis., 1934-35
PRITZL, Brevin (G, 6-3)
De Pere, Wis., 2017-18-19-20

Q

QAWI, Samad (F, 6-6)
Racine, Wis., 2020
QUEST, Matt (F, 6-6)
Watertown, Wis., 1997

R

RADKE, Steven (F/G, 6-5)
Oshkosh, Wis., 1957-58
REBHOLZ, James (F/G, 6-5)
Portage, Wis., 1967
REBHOLZ, Russ, 1931
REDDICK, Melvin (G, 6-1)
Chicago, Ill., 1969
REHFELDT, Donald (C, 6-6)
Chicago, Ill., 1947-48-49-50
REHM, Frederick (G, 6-2)
Milwaukee, Wis., 1941-42-43
REINHART, Roger, 1935-36
REMSTAD, Robert (C, 6-4)
Kenosha, Wis., 1951
RENFROE, Dwayne (G, 6-3)
Sandersville, Ga., 1981
REUVERS, Nate (6-11, 240)
Orono, Minn., 2018-19-20
REWEY, Stanley, 1932
RICHGELS, Glen (C, 6-8)
Madison, Wis., 1971
RICHTER, Pat (C, 6-5)
Madison, Wis., 1961-62-63
RIPLEY, Rodney (F, 6-8)
Pulaski, Wis., 1984-85-86-87
RIPPE, Russell (G, 6-1)
Madison, Wis., 1946-47-48
RIZZI, Arthur (F, 5-7)
Milwaukee, Wis., 1946-47
ROBERTS, David (F, 6-5)
Wauunakee, Wis., 1964-65-66

ROBERTS, Jalil (G/F, 6-4)
Jersey City, N.J., 1994
ROBERTSON, Pollis (F, 6-7)
Wayne, Mich., 1986-87-88-89
ROBINSON, Byron (G, 6-5)
Springfield, Ill., 1988-89-90
ROGERS, Douglas (G, 6-1)
Waukesha, Wis., 1946-47-48-49
ROGERS, Harlan "Biddy"
Portage, Wis., 1906-07-08
ROGNEBY, James (G, 6-2)
Cochrane, Wis., 1957-58-59
ROHAN, Patrick (C, 6-7)
Madison, Wis., 1971-72
ROONEY, George, 1936-37-38
ROSSIN, Robert (C, 6-7)
Mauston, Wis., 1959-60
ROTH, Robert (G, 5-10)
Oshkosh, Wis., 1941
ROTH, Scott (F, 6-9)
Brecksville, Ohio, 1982-83-84-85
RUCKEL, Robert (F, 6-0)
Fort Wayne, Ind., 1946
RUDD, Allen (C, 6-10)
Amery, Wis., 1976
RUNDELL, John (G, 5-10)
Madison, Wis., 1938-39-40
RYCKMAN, Kenneth, 1932
RYSER, Albert Jr. (G, 5-11)
Madison, Wis., 1944

S

SANDS, Albert (F), 1913-14
SCHEIWE, Edward (G, 5-11)
Chicago Heights, Ill.,
1940-41-42
SCHELL, Jay (G, 6-6)
Stevens Point, Wis., 1992
SCHELL, John (G/F, 6-5)
Cumberland, Wis., 1967-68-69
SCHLUNDT, T.J. (G, 6-5)
Oconomowoc, Wis., 2016-17-18
SCHMIT, Peter (G, 6-0)
St. Charles, Ill., 2001
SCHMITT, Gustav, 1904
SCHNEIDER, Fredric (F, 6-3)
Wauwatosa, Wis., 1948-49-50
SCHNEIDER, Harvey, 1930-31-32
SCHOENECK, Thomas (C, 6-9)
Itasca, Ill., 1965
SCHOFIELD, Harvey, 1902-03-04
SCHRAGE, Warren (C, 6-4)
Plymouth, Wis., 1941-42
SCHUBRING, Darin (C, 6-10)
Baraboo, Wis., 1986-87-88-89
SCHUMACHER, Troy (G, 6-3)
Sun Prairie, Wis., 1997
SCHWARTZ, John (G, 6-1)
Madison, Wis., 1950

SCHWARTZ, Robert, 1939
SCOTT, Harlo (C/F, 6-3)
Platteville, Wis., 1941-42
SCOVILLE, Walter (G), 1910-11-12
SCRIBNER, Charles (F), 1905-06-07
SELBO, Glen (G, 6-3)
La Crosse, Wis., 1944-47
SELLERS, Brad (C, 6-11)
Warrensville Hts., Ohio,
1982-83
SERBIAK, Robert (G, 6-1)
Milwaukee, Wis., 1958-59
SESSOMS, Maurice (F, 6-8)
Teaneck, N.J., 1999
SEVERIN, Max, 1903-04
SHAFER, Adam (G/F, 6-4)
Downers Grove, Ill., 1997
SHEPPARD, Frank (F), 1908
SHERROD, Clarence (G, 6-2)
Milwaukee, Wis., 1969-70-71
SHOWALTER, Zak (G, 6-3)
Germantown, Wis., 2013-15-16-17
SIEBEL, Kenneth (F, 6-4)
Rock Falls, Ill., 1961-62-63
SIEFERT, Charles (G, 6-1)
Black River Falls, Wis., 1952-53
SIMMS, Willie (F, 6-6)
Pontiac, Mich., 1989-90-91
SIMPSON, Eber (5-8)
Oshkosh, Wis., 1917-18
SMITH, Desmond, 1944-45
SMITH, Harrison, 1955-57
Madison, Wis.
SMITH, James (F, 6-6)
Pittsburgh, Pa., 1979
SMITH, James III (G, 6-2)
Wauwatosa, Wis., 1976-77-78
SMITH, Jim (F, 6-6)
Toledo, Ohio, 1983
SMITH, Jordan (G, 6-1)
Orono, Minn., 2012-13-15-16
SMITH, Robert (G, 6-0)
Madison, Wis., 1946
SMITH, Robert (F, 6-8)
Madison, Wis., 2000
SMITH, Shelton Jr. (G, 6-0)
Indianapolis, Ind., 1985-86-87
SMITH, Thomas, 1933-34
SMITH, William (F/G, 6-3)
Fond du Lac, Wis., 1976-77
SMITH, Wquinton (G, 5-10)
Milwaukee, Wis., 2008-09-10-11
SPIKA, Daniel (G, 6-0)
La Crosse, Wis., 1954
SPOONER, A. Dwight, 1923-24
STACK, John (C, 6-7)
Evanston, Ill., 1958-59
STANGEL, Otto (F)
Two Rivers, Wis., 1911-12
STEEN, Marvin, 1931-32

STEGE, Edward, 1934-35-36
 STEINHAUS, Gregg (F, 6-9)
 Portage, Wis., 1983-84-85-86
 STEINMETZ, Christian,
 Milwaukee, Wis., 1902-03-04-05
 STEINMETZ, Christian R., 1931
 STELTER, Keith (F, 6-8)
 Rockford, Ill., 1965
 STEPHENS, Steven (G, 5-9)
 Platteville, Wis., 1957-58
 STIEHM, Ewald (C), 1907-08-09
 STIEMSMA, Greg (C, 6-11)
 Randolph, Wis., 2005-07-08
 STOLL, George, 1925-26-27
 STOLTZ, Oscar, 1914
 STOVER, Paul (F), 1898-1900-01
 STRACKA, Anthony (F, 6-2)
 Hartford, Wis., 1952-53-54
 STRAIN, William (G, 5-11)
 Harvard, Ill., 1939-40-41
 STRICKLAND, Tai (G, 6-2)
 Tampa, Fla., 2019
 STRICKLER, Palmer, 1946
 SULLIVAN, Robert, 1945
 SULLIVAN, Robert (F, 6-1)
 Ojibwa, Wis., 1941-42-43
 SUNDT, Guiserd (C), 1920
 SWARTZ, Julian (F, 6-6)
 Waukesha, Wis., 2000
 SWEENEY, Dennis (G, 6-1)
 Madison, Wis., 1965-66-67
 SWENHOLT, Helmer,
 Wittenbery, Wis., 1907-08-09
 SWENSON, Edwin, 1918
 SYDNOR, Raymond (C, 6-6)
 Baltimore, Md., 1977-78

T

TAPP, Rodney (G, 6-0)
 Evansville, Ind., 1987-88
 TAYLOR, Jordan (G, 6-1)
 Bloomington, Minn., 2009-10-11-12
 TAYLOR, Kammron (G, 6-2)
 Minneapolis, Minn., 2004-05-06-07
 TAYLOR, Warren (F), 1920-21-22
 TEBELL, Gustav (G), 1921-22-23
 TENHOPEN, Elmer, 1927-28-29
 TERWILLIGER, Emmett, 1935
 THOMAS, IV, Charles (F, 6-8)
 Highland, Md., 2016-17-18-19
 TIMMERMAN, Donald (C, 6-10)
 Sioux Falls, S.D., 1940-41
 TIMMERMAN, Greg (C, 6-10)
 Cuba City, Wis., 1993
 TOMPKINS, Patrick (F, 6-6)
 Waukegan, Ill., 1988-89-90-91
 TORNOWSKA, Russell, 1931

TRICE, D'Mitrik (G, 6-0)
Dayton, Ohio, 2017-19-20
 TUCKER, Alando (F, 6-5)
 Lockport, Ill., 2003-05-06-07

U

UKAWUBA, Ikechukwu "Ike"
 (G, 6-3) Chicago, Ill.,
 2001-02-03-04
 ULWELLING, John (G, 5-11)
 Appleton, Wis., 1960
 UPHOFF, Rodney (G, 5-10)
 Madison, Wis., 1971

V

VALENTYN, Brett (G, 6-4)
 Verona, Wis., 2008-09-10-11
 VAN DIEN, James (G, 5-10)
 Boyceville, Wis., 1950-51
 VAN GENT, Eugene (C)
 Chicago, Ill., 1912-13-14
 VAN RIPER, John (G), 1911-12-13
 VAN VLIET, Andy (F, 7-0)
 Antwerp, Belgium, 2017-18
 VANDER MEULEN, David
 (F, 6-4) Madison, Wis., 1960-61
 VARNEY, F. Carleton, 1924-25
 VERSHAW, Mark (F, 6-9)
 E. Peoria, Ill., 1998-99-00-01
 VOIGHT, Theodore (F, 6-8)
 Wauwatosa, Wis., 1967-68-69
 VRANEY, Brian (F, 6-6)
 Valders, Wis., 1995-96-97-98

W

WACKMAN, Ralph, 1924-25
 WADE, Maurice "Boo" (G, 6-3)
 Milwaukee, Wis., 2003-04
 WAGNER, Fred "Fritz" 1934-35
WAHL, Tyler (G, 6-7)
Lakeville, Minn., 2020
 WALVOORD, Anthony, 1907
 WARD, Thomas (G, 5-11)
 Wauwatosa, Wis., 1951-52-53
 WATSON, Gary (F/C, 6-7)
 New York, N.Y., 1971
 WEAVER, LaMont (G, 6-1)
 Beloit, Wis., 1972-73-74
 WEBER, Jeffrey (F, 6-7)
 Wales, Wis., 1984-85-86-87
 WEBER, Robert (G, 6-6)
 Lodi, Wis., 1953-54
 WEBSTER, Tracy (G, 6-0)
 Harvey, Ill., 1992-93-94
 WEGNER, Fred, 1934-35-36

WEIGANDT, Robert, 1937-38-39
 WEISNER, Ronald (F/G, 5-9)
 Elgin, Ill., 1952-53-54
 WENDLUND, Russell (G, 6-1)
 Peoria, Ill., 1944
 WESTON, Frank (G), 1919-20
 WICKMAN, Ray, 1931-32-33
 WILCE, John (C), 1908
 WILHELM, Steve (F, 6-6)
 Fall Creek, Wis., 1972-73-74
 WILKINSON, Mike (F, 6-8)
 Blue Mound, Wis., 2002-03-04-05
 WILLEY, Rob (F, 6-9)
 Neenah, Wis., 1986-88-89
 WILLIAMS, John (F), 1921
 WILLIAMS, Rolland (G),
 Edgerton, Wis., 1921-22-23
 WILLS, Charlie (F, 6-8)
 Angola, Ind., 1999-00-01-02
 WILSON, Rob (G, 6-4)
 Cleveland, Ohio, 2009-10-11-12
 WINN, Harry Jr., 1964-65
 WISE, J.D. (G, 6-0)
 Milwaukee, Wis., 2010-11-12-13
 WISE, John (F, 6-3)
 Madison, Wis., 1946-49
 WITT, William (G), 1908-09-10
 WITTIG, Robert (F, 6-3)
 Green Bay, Wis., 1963
 WOELLAEGER, Edwin, 1903
 WORTHMAN, Robert (F, 6-1)
 Madison, Wis., 1949-50

Y

YORK, Claude, 1940
 YOUNG, Francis (G, 6-1)
 Sauk City, Wis., 1960
 YOUNGMAN, Frank (G), 1911

Z

ZEIGER, Richard (F, 6-5)
 Milwaukee, Wis., 1955-56
 ZINK, David (F, 6-6)
 Wollaston, Mass., 1968-69-70
 ZINKGRAF, Gary (F, 6-7)
 Bethesda, Md., 1979-82
 ZORN, Willis (G, 6-0)
 Eau Claire, Wis., 1945-48-49
 ZUBOR, Mark (C, 6-6)
 Cicero, Ill., 1964-65-66
 ZULFER, Anthony (C), 1918-19
 ZUPPKE, Robert, 1904-05

WISCONSIN ASSISTANT COACHES

1940-41	Fritz Wegner	1967-68	Dave Brown	1985-86	Rick Bowen	2003-04	Rob Jeter
1941-42	Fritz Wegner		John Powless		Brad McNulty		Gary Close
1942-43	Fritz Wegner	1968-69	Dave Brown		Ray McCallum		Greg Gard
	Robert Alwin		Bud Foster	1986-87	Brad McNulty	2004-05	Rob Jeter
1943-44	Fritz Wegner		Milt Bruhn		Ray McCallum		Gary Close
1944-45	Fritz Wegner	1969-70	Dave Brown		Chris Benetti		Greg Gard
1945-46	Fritz Wegner		Dave	1987-88	Brad McNulty	2005-06	Greg Gard
	Andy Smith		Vander Meulen		Ray McCallum		Gary Close
1946-47	Fritz Wegner	1970-71	Dave Brown		Rod Zentner		Howard Moore
	Ted Deppe		Dave	1988-89	Brad McNulty	2006-07	Greg Gard
1947-48	Fritz Wegner		Vander Meulen		Ray McCallum		Gary Close
	Art Rizzi	1971-72	Dave		Rod Zentner		Howard Moore
	Kurt Grimm		Vander Meulen	1989-90	Ray McCallum	2007-08	Greg Gard
	Bob Weigandt		Ted Voigt		John Williams		Gary Close
1948-49	Fritz Wegner	1972-73	Dave		Chuck Schramm		Howard Moore
	Ray Patterson		Vander Meulen	1990-91	Ray McCallum	2008-09	Greg Gard
1949-50	Fritz Wegner		Ted Voigt		John Williams		Gary Close
	Bruce Fossum	1973-74	Dave		Chuck Schramm		Howard Moore
1950-51	Fritz Wegner		Vander Meulen	1991-92	Ray McCallum	2009-10	Greg Gard
	Walt Lautenbach		Ted Voigt		John Williams		Gary Close
1951-52	Fritz Wegner	1974-75	Dave		Chuck Schramm		Howard Moore
	Art Rizzi		Vander Meulen	1992-93	Ray McCallum	2010-11	Greg Gard
1952-53	Fritz Wegner		Lamont Weaver		Stan Van Gundy		Gary Close
	Art Rizzi	1975-76	Dave		Sean Miller		Lamont Paris
1953-54	Fritz Wegner		Vander Meulen	1993-94	Stan Van Gundy	2011-12	Greg Gard
	Art Rizzi		Lamont Weaver		Bob Beyer		Gary Close
1954-55	Fritz Wegner	1976-77	Bo Ryan		Tim Buckley		Lamont Paris
	Ab Nicholas		Larry Reed	1994-95	Dave Bollwinkel	2012-13	Greg Gard
	Bob Cook		Todd Landrum		Shawn Hood		Gary Close
1955-56	Fritz Wegner	1977-78	Bo Ryan		Brian Hecker		Lamont Paris
	Paul Morrow		Larry Reed	1995-96	Brad Soderberg	2013-14	Greg Gard
	Silas Johnson		Todd Landrum		Shawn Hood		Gary Close
1956-57	Fritz Wegner	1978-79	Bo Ryan		Brian Hecker		Lamont Paris
	Silas Johnson		Larry Reed	1996-97	Brad Soderberg	2014-15	Greg Gard
	Tom Ward		Todd Landrum		Shawn Hood		Gary Close
1957-58	Fritz Wegner	1979-80	Bo Ryan		Brian Hecker		Lamont Paris
	Al Hovland		Larry Reed	1997-98	Brad Soderberg	2015-16	Lamont Paris
1958-59	Fritz Wegner		Todd Landrum		Shawn Hood		Gary Close
	John Erickson	1980-81	Bo Ryan		Brian Hecker		Howard Moore
1959-60	John Orr		Ken Johnson	1998-99	Brad Soderberg	2016-17	Lamont Paris
	Ron Nord		Don Gosz		Shawn Hood		Howard Moore
1960-61	John Orr	1981-82	Bo Ryan		Brian Hecker		Joe Krabbenhoft
	Ron Nord		Ken Johnson	1999-00	Brad Soderberg	2017-18	Howard Moore
1961-62	John Orr		Don Gosz		Shawn Hood		Joe Krabbenhoft
	Ron Nord	1982-83	Rick Bowen		Brian Hecker		Dean Oliver
1962-63	John Orr		Brad McNulty	2000-01	Shawn Hood	2018-19	Howard Moore
1963-64	Dave Brown		Bo Ryan		Tony Bennett		Joe Krabbenhoft
	John Powless	1983-84	Rick Bowen		Paul Costanzo		Dean Oliver
1964-65	Dave Brown		Brad McNulty	2001-02	Rob Jeter	2019-20	Joe Krabbenhoft
	John Powless		Bo Ryan		Tony Bennett		Dean Oliver
1965-66	Dave Brown	1984-85	Rick Bowen		Greg Gard		Alando Tucker
	John Powless		Brad McNulty	2002-03	Rob Jeter	2020-21	Joe Krabbenhoft
1966-67	Dave Brown		Ray McCallum		Tony Bennett		Dean Oliver
	John Powless				Greg Gard		Alando Tucker

ALL-TIME LINEUPS

1946-47

Robert Cook, F, Jr.
Exner Menzel, F, Sr.
Edward Mills, C, Jr.
Glen Selbo, G, Sr.
Walter Lautenbach, G, Sr.

1952-53

Richard Cable, F, So.
Anthony Stracka, F, Jr.
J. Paul Morrow, C, Jr.
Charles Siefert, G, Sr.
Thomas Ward, G, Sr.

1958-59

Robert Barneson, F, Jr.
Jim Biggs, F, So.
Fred Clow, C, Jr.
Brian Kulas, G, Sr.
Steve Stephens, G, Sr.

1964-65

Ken Barnes, F, Jr.
Ken Gustafson, F, Jr.
Mark Zubor, C, Jr.
Jim Bohlen, G, Sr.
Dennis Sweeney, G, So.

1947-48

Robert Cook, F, Sr.
Edward Mills, F, Sr.
Don Rehfeldt, C, So.
Douglas Rogers, G, Jr.
James Moore, G, So.

1953-54

Richard Cable, F, Jr.
Anthony Stracka, F, Sr.
J. Paul Morrow, C, Sr.
Ronald Weisner, G, Sr.
Robert Weber, G, Sr.

1959-60

Tom Hughbanks, F, So.
Robert Barneson, F, Sr.
Fred Clow, C, Sr.
Marty Gharrity, G, So.
John Ulwelling, G, So.

1965-66

Joe Franklin, F, So.
Ken Barnes, F, Sr.
Mark Zubor, C, Sr.
Ken Gustafson, G, Sr.
Mike Carlin, G, So.

1948-49

Fred Schneider, F, Jr.
Marshall Markham, F, So.
Don Rehfeldt, C, Jr.
Robert Mader, G, Jr.
Douglas Rogers, G, Sr.

1954-55

Richard Cable, F, Sr.
Jim Clinton, F, Sr.
Dan Folz, C, Jr.
Richard Miller, G, Jr.
Richard Jorgensen, G, Jr.

1960-61

Tom Hughbanks, F, Jr.
Dave Vander Meulen, F, Sr.
Tom Gwyn, C, So.
Ken Siebel, G, So.
Dick Dutriasac, G, Sr.

1966-67

Chuck Nagle, F, So.
Joe Franklin, F, Jr.
James Johnson, C, So.
Jim McCallum, G, Jr.
Mike Carlin, G, Jr.

1949-50

Fred Schneider, F, Sr.
Donald Page, F, Sr.
Don Rehfeldt, C, Sr.
Albert Nicholas, G, So.
Robert Mader, G, Sr.

1955-56

Curt Mueller, F, Sr.
Robert Litzow, F, So.
John Parker, C, Sr.
Richard Miller, G, Sr.
Richard Jorgensen, G, Sr.

1961-62

Ken Siebel, F, Jr.
Tom Hughbanks, F, Sr.
Jack Brens, C, So.
Don Hearnden, G, So.
Mike O'Melia, G, So.

1967-68

Joe Franklin, F, Sr.
Chuck Nagle, F, Jr.
James Johnson, C, Jr.
Mike Carlin, G, Sr.
John Schell, G, Jr.

1950-51

James Clinton, F, So.
Dan Markham, F, Sr.
Charles Dahlke, C, So.
Albert Nicholas, G, Jr.
James Van Dien, G, Sr.

1956-57

Robert Litzow, F, Jr.
Glenn Borland, F, Jr.
Ray Gross, C, So.
Brian Kulas, G, So.
Walter Holt, G, Jr.

1962-63

Ken Siebel, F, Sr.
Tom Gwyn, F, Sr.
Jack Brens, C, Jr.
Dave Grams, G, Jr.
Mike O'Melia, G, Jr.

1968-69

Chuck Nagle, F, Sr.
James Johnson, F, Sr.
Craig Mayberry, C, Jr.
Clarence Sherrod, G, So.
Tom Mitchell, G, Sr.

1951-52

Richard Cable, F, Fr.
Ed Carpenter, F, Sr.
J. Paul Morrow, C, So.
Albert Nicholas, G, Sr.
Charles Siefert, G, Jr.

1957-58

Robert Litzow, F, Sr.
Robert Barneson, F, So.
Ray Gross, C, Jr.
Walter Holt, G, Sr.
Brian Kulas, G, Jr.

1963-64

Ken Gustafson, F, So.
Dave Roberts, F, So.
Mark Zubor, C, So.
Mike O'Melia, G, Sr.
Jim Bohlen, G, Jr.

1969-70

Lloyd Adams, F, So.
Lee Oler, F, So.
Albert Henry, C, Sr.
Clarence Sherrod, G, Jr.
Bob Frasor, G, So.

1970-71

Leon Howard, F, So.
 Gary Watson, F, So.
 Glen Richgels, C, Sr.
 Clarence Sherrod, G, Sr.
 Bob Frasor, G, Jr.

1976-77

James Gregory, F, Fr.
 Joe Chnelich, F, Fr.
 Ray Sydnor, C, Fr.
 Bob Falk, G, Sr.
 Arnold Gaines, G, Fr.

1982-83

Cory Blackwell, F, So.
 Brad Sellers, F, So.
 John Ploss, C, So.
 Rick Olson, G, Fr.
 Scott Roth, G, So.

1988-89

Danny Jones, F, Jr.
 Willie Simms, F, So.
 Kurt Portmann, C, Jr.
 Trent Jackson, G, Sr.
 Tom Molaski, G, Sr.

1971-72

Leon Howard, F, Jr.
 Kerry Hughes, F, So.
 Kim Hughes, C, So.
 Lee Oler, G, Sr.
 Bob Frasor, G, Sr.

1977-78

Joe Chnelich, F, So.
 Bill Pearson, F, Sr.
 Larry Petty, C, Fr.
 Arnold Gaines, G, So.
 James Smith III, G, Jr.

1983-84

Cory Blackwell, F, Jr.
 Scott Roth, F, Jr.
 John Ploss, C, Jr.
 Rick Olson, G, So.
 David Miller, G, So.

1989-90

Danny Jones, F, Sr.
 Willie Simms, F, Jr.
 Patrick Tompkins, C, Jr.
 Tim Locum, G, Jr.
 Larry Hisle, G, Fr.

1972-73

Leon Howard, F, Sr.
 Kerry Hughes, F, Jr.
 Kim Hughes, C, Jr.
 Gary Anderson, G, Sr.
 Marcus McCoy, G, So.

1978-79

Claude Gregory, F, So.
 Joe Chnelich, F, Jr.
 Larry Petty, C, So.
 Wes Matthews, G, So.
 Arnold Gaines, G, Jr.

1984-85

Scott Roth, F, Sr.
 J.J. Weber, F, So.
 John Ploss, C, Sr.
 Rick Olson, G, Jr.,
 Mike Heineman, G, So.

1990-91

Willie Simms, F, Sr.
 John Ellenson, F, Sr.
 Patrick Tompkins, C, Sr.
 Tim Locum, G, Sr.
 Larry Hisle, G, So.

1973-74

Dale Koehler, F, So.
 Kerry Hughes, F, Sr.
 Kim Hughes, C, Sr.
 Gary Anderson, G, Sr.
 Marcus McCoy, G, Jr.

1979-80

Claude Gregory, F, Jr.
 Joe Chnelich, F, Sr.
 Larry Petty, C, Jr.
 Wes Matthews, G, Jr.
 Dan Hastings, G, Jr.

1985-86

J.J. Weber, F, Jr.
 Rod Ripley, F, Jr.
 Gregg Steinhaus, C, Sr.
 Rick Olson, G, Sr.
 Mike Heineman, G, Jr.

1991-92

Carlton McGee, F, So.
 Billy Douglass, F, Sr.
 Grant Johnson, C, So.
 Tracy Webster, G, Fr.
 Michael Finley, G, Fr.

1974-75

Marcus McCoy, F, Sr.
 Bob Luchsinger, F, Sr.
 Dale Koehler, C, Jr.
 Bruce McCauley, G, Sr.
 Brian Colbert, G, Fr.

1980-81

Claude Gregory, F, Sr.
 Mike Kreklow, F, So.
 Larry Petty, C, Sr.
 John Bailey, G, Jr.
 Greg Dandridge, G, So.

1986-87

Danny Jones, F, Fr.
 Rod Ripley, F, Sr.
 J.J. Weber, C, Sr.
 Mike Heineman, G, Sr.
 Trent Jackson, G, So.

1992-93

Michael Finley, F, So.
 Brian Kelley, F, So.
 Damon Harrell, C, Sr.
 Tracy Webster, G, So.
 Andy Kilbride, G, So.

1975-76

Dale Koehler, F, Sr.
 Bill Pearson, F, So.
 Bob Johnson, C, Sr.
 James Smith III, G, Fr.
 Bob Falk, G, Jr.

1981-82

Brad Sellers, F, Fr.
 Cory Blackwell, F, Fr.
 Keith Mitchell, C, Sr.
 John Bailey, G, Sr.
 Carl Golston, G, Fr.

1987-88

Danny Jones, F, So.
 Kurt Portmann, F, So.
 Darin Schubring, C, Jr.
 Trent Jackson, G, Jr.
 Tom Molaski, G, Jr.

1993-94

Michael Finley, F, Jr.
 Brian Kelley, F, Jr.
 Rashard Griffith, C, Fr.
 Tracy Webster, G, Jr.
 Andy Kilbride, G, Jr.

1994-95

Michael Finley, F, Sr.
 Brian Kelley, F, Sr.
 Rashard Griffith, C, So.
 Darnell Hoskins, G, So.
 Andy Kilbride, G, Sr.

2001-02

Charlie Wills, F, Sr.
 Dave Mader, C, So.
 Kirk Penney, G, Jr.
 Devin Harris, G, Fr.
 Travon Davis, G, Sr.

2008-09

Marcus Landry, F, Sr.
 Joe Krabbenhoft, F, Sr.
 Jon Leuer, F, So.
 Jason Bohannon, G, Jr.
 Trévon Hughes, G, Jr.

2015-16

Ethan Happ, F, Fr.
 Vitto Brown, F, Jr.
 Nigel Hayes, F, Jr.
 Zak Showalter, G, Jr.
 Bronson Koenig, G, Jr.

1995-96

Sam Okey, F, Fr.
 Sean Daugherty, F, So.
 Osita Nwachukwu, C, Sr.
 Mosezell Peterson, G, So.
 Hennssy Auriantal, G, Fr.

2002-03

Alando Tucker, F, Fr.
 Mike Wilkinson, F, So.
 Kirk Penney, G, Sr.
 Devin Harris, G, So.
 Freddie Owens, G, Jr.

2009-10

Jon Leuer, F, Jr.
 Keaton Nankvil, F, Jr.
 Jason Bohannon, G, Sr.
 Trévon Hughes, G, Sr.
 Jordan Taylor, G, So.

2016-17

Ethan Happ, F, So.
 Vitto Brown, F, Sr.
 Nigel Hayes, F, Sr.
 Zak Showalter, G, Sr.
 Bronson Koenig, G, Sr.

1996-97

Sam Okey, F, So.
 Sean Daugherty, F, Jr.
 Paul Grant, C, Sr.
 Ty Calderwood, G, Jr.
 David Burkemper, G, Jr.

2003-04

Mike Wilkinson, F, Jr.
 Dave Mader, C, Sr.
 Devin Harris, G, Jr.
 Freddie Owens, G, Sr.
 Boo Wade, G, So.

2010-11

Keaton Nankvil, F, Sr.
 Jon Leuer, F, Sr.
 Tim Jarmusz, G/F, Sr.
 Josh Gasser, G, Fr.
 Jordan Taylor, G, Jr.

2017-18

Ethan Happ, F, Jr.
 Khalil Iverson, F, Jr.
 Aleem Ford, F, Fr.
 Brevin Pritzl, G, So.
 Brad Davison, G, Fr.

1997-98

Sean Daugherty, F, Sr.
 Booker Coleman, F, Sr.
 Sean Mason, G, Jr.
 Mike Kelley, G, Fr.
 Hennssy Auriantal, G, Jr.

2004-05

Zach Morley, F, Sr.
 Alando Tucker, F, So.
 Mike Wilkinson, F, Sr.
 Sharif Chambliss, G, Sr.
 Clayton Hanson, G, Sr.

2011-12

Mike Bruesewitz, F, Jr.
 Ryan Evans, F, Jr.
 Jared Berggren, F/C, Jr.
 Josh Gasser, G, So.
 Jordan Taylor, G, Sr.

2018-19

Ethan Happ, F, Sr.
 Nate Reuvers, F, So.
 Khalil Iverson, F, Sr.
 Brad Davison, G, So.
 D'Mitrik Trice, G, So.

1998-99

Andy Kowske, F, So.
 Mark Vershaw, F, So.
 Mike Kelley, G, So.
 Sean Mason, G, Sr.
 Ty Calderwood, G, Sr.

2005-06

Jason Chappell, F, Jr.
 Alando Tucker, F, Jr.
 Brian Butch, C, So.
 Ray Nixon, G., Sr.
 Kammron Taylor, G, Jr.

2012-13

Mike Bruesewitz, F, Sr.
 Ryan Evans, F, Sr.
 Jared Berggren, F, Sr.
 Ben Brust, G, Jr.
 Traevon Jackson, G, So.

2019-20

Nate Reuvers, F, Jr.
 Aleem Ford, F, Jr.
 Brevin Pritzl, G, Sr.
 Brad Davison, G, Jr.
 D'Mitrik Trice, G, Jr.

1999-2000

Andy Kowske, F, Jr.
 Mark Vershaw, F, Jr.
 Maurice Linton, F, Jr.
 Jon Bryant, G, Sr.
 Mike Kelley, G, Jr.

2006-07

Jason Chappell, F, Sr.
 Alando Tucker, F, Sr.
 Brian Butch, C, Jr.
 Kammron Taylor, G, Sr.
 Michael Flowers, G, Jr.

2013-14

Frank Kaminsky, F, Jr.
 Sam Dekker, F, So.
 Josh Gasser, G, Jr.
 Ben Brust, G, Sr.
 Traevon Jackson, G, Jr.

2000-01

Andy Kowske, F, Sr.
 Mark Vershaw, F, Sr.
 Kirk Penney, G, So.
 Roy Boone, G, Sr.
 Mike Kelley, G, Sr.

2007-08

Marcus Landry, F, Jr.
 Joe Krabbenhoft, F, Jr.
 Brian Butch, C, Sr.
 Michael Flowers, G, Sr.
 Trévon Hughes, G, So.

2014-15

Frank Kaminsky, F, Sr.
 Nigel Hayes, F, So.
 Sam Dekker, F, Jr.
 Josh Gasser, G, Sr.
 Bronson Koenig, G, So.

PAST WISCONSIN COACHES

James C. Elsom

1899-1904

Record of 25-14 (.641) in six years at UW ... UW-Madison professor of physical education and physical therapy from 1894-1936 ... oversaw first Wisconsin teams as "coach" ... died in 1949.

Emmett Angell

1905-08

Record of 43-15 (.741) in four years at UW ... coached Chris Steinmetz, UW's first all-American in 1905 ... owns highest winning percentage of any Badger coach ... coached UW's first two conference titles (1907 and 1908) ... a driving force in establishing basketball at Wisconsin and in the Western Conference (now the Big Ten).

Haskell Noyes

1909-11

Record of 26-15 (.634) in three years at UW ... guided Badgers to 23-2 home-court record during his tenure.

Walter Meanwell

1912-17; 1921-34

Record of 246-99 (.712) in 20 years at UW ... ranks second in UW history in both career wins (246) and winning percentage (.712) ... Badgers were 92-9 in his first six years, including the school's first 20-win season in 1915-16 ... his 1911-12 and 1913-14 Badgers were both 15-0, the only two undefeated seasons in UW history ... a 1959 inductee into Naismith Memorial Basketball Hall of Fame ... coached Wisconsin to eight undisputed or shared Big Ten titles ... legendary coach credited with launching modern basketball's emphasis on finesse and offensive strategy ... his famous "criss-cross, pivot and pass" offense utilized all five players and featured short passes, the revolutionary criss-cross and weave, pivot in motion and screens for the shooter ... known as the "Little Doctor," he held a medical degree from Maryland and Ph.D from Wisconsin ... practiced medicine in Madison until his death in 1953.

Guy Lowman

1918-20

Record of 34-19 (.642) in three years at UW ... coached UW to Big Ten title in his first season (1918) ... coached Badger football (1918) and baseball (1918, 1921-32) teams, as well ... directed UW Department of Physical Education for 26 years ... died in 1943.

Harold "Bud" Foster

1935-59

Record of 265-267 (.498) in 25 years at UW ... school's all-time winningest coach ... guided Badgers to school's first two NCAA tournaments, including 1941 NCAA title ... coached three — Gene Englund and John Kotz — consensus All-Americans ... member of Helms Basketball Hall of Fame, National Basketball Hall of Fame, Wisconsin State Athletic Hall of Fame and the University of Wisconsin Athletic Hall of Fame ... coached Badgers to just second-ever 20-win season in 1941 ... played at UW, earning first-team All-America honors from the Christy Walsh Syndicate in 1930 ... All-Big Ten in 1929 and 1930.

John Erickson

1960-68

Record of 100-114 (.467) in nine years at UW ... fifth-winningest coach in Wisconsin history and ranks fourth in school annals in Big Ten wins (52) ... prior to 1997, his 1962 squad was last at UW to win 10 Big Ten games ... his 1961-62 team's .708 (17-7) winning percentage was not topped at UW until 2002-03 ... presided over one of two wins over the AP No. 1 team in school history when his squad beat No. 1 Ohio State, 86-67 in 1962.

John Powless

1969-76

Record of 88-108 (.449) in eight years at UW ... prior to 1997, his '74 Badgers were school's last team to register a winning record (8-6) in conference play ... coached nine NBA draft choices at UW, most of any Badger coach ... has attained ranking as No. 1 tennis player in the world in singles and doubles for senior men 55 and older ... former color commentator on Badger basketball TV broadcasts.

Bill Cofield

1977-82

Record of 63-101 (.384) in six years at UW ... coached four (Wes Matthews and Joe Chrnelich in 1980, and Claude Gregory and Larry Petty in 1981) Badgers who were NBA draft picks.

Steve Yoder

1983-92

Record of 128-165 (.437) in 10 years at UW ... fourth-winningest coach in school history ... also had third-longest tenure of any Wisconsin coach ... took Badgers teams to two NITs, including school's first postseason appearance (1989) since 1947 ... coached Badger stars Rick Olson, Danny Jones, Tracy Webster and Michael Finley ... former color commentator on UW basketball television broadcasts ... served as NBA scout with Indiana Pacers and New York Knicks.

Stu Jackson

1993-94

Record of 32-25 (.561) in two years at UW ... guided Badgers to school's first NCAA tournament bid (1994) since 1947 ... became first Wisconsin coach to take teams to back-to-back postseason tournaments ... left Wisconsin in summer of 1994 for front office position with NBA's expansion Vancouver Grizzlies ... currently the Executive Vice President of Basketball Operations for the NBA in New York.

Stan Van Gundy

1995

Record of 13-14 (.481) in one year at UW ... named head coach in summer of 1994 after two years as an assistant to Stu Jackson ... former head coach of the NBA's Miami Heat (2003-05), leading them to a pair of playoff berths ... has coached the Orlando Magic since 2007, leading the team to a playoff berth every season, including the 2009 NBA Finals ... brother of former New York Knicks and Houston Rockets head coach Jeff Van Gundy.

Dick Bennett

1996-2000

Record of 94-68 (.580) in five-plus years at UW ... coached Wisconsin to 2000 Final Four, the second in school history ... his teams won a then-school-record 22 games in both 1998-99 and 1999-2000 ... also reached the NIT in 1995-96, his first season ... his teams led the Big Ten in scoring defense four times, placing in the top five nationally three times ... resigned on Nov. 30, 2000, three games into the 2000-01 season ... was inducted into the UW Athletics Hall of Fame in 2012.

Brad Soderberg

2001

Record of 16-10 in one year (.615) at UW ... took over after Dick Bennett resigned on Nov. 30, 2000 ... first UW head coach in history to lead a team to the NCAA tournament in his first year at the helm.

Bo Ryan

2002-2015

The winningest coach in Wisconsin history with a record of 364-130 (.737) in 14-plus seasons ... owns the highest Big Ten winning percentage in conference history, going 172-68 (.717) ... led the Badgers to four Big Ten regular season championships and three Big Ten Tournament titles ... became the 34th NCAA coach to reach the 700-win plateau, finishing with a mark of 747-233 (.762) over his 31-plus seasons ... received four Big Ten Coach of the Year honors ... authored the 11 winningest seasons in UW history ... guided UW to 14 consecutive NCAA tournament appearances, seven Sweet 16s, three Elite Eights, two Final Fours and the 2015 national championship game ... in his final full season, led the Badgers to a school-record 36 wins in 2014-15, one shy of the Big Ten single-season record. ... a 2020 inductee into the UW Athletic Hall of Fame, Ryan is a member of nine Halls of Fame ... inducted into the National Collegiate Basketball Hall of Fame in 2017 ... also member of Pennsylvania Sports Hall of Fame and Wisconsin Hall of Fame ... Ryan was also a finalist for the Naismith Basketball Hall of Fame in both 2015 and 2016.

Greg Gard

2015-present

See bio on page 6

HOMES OF THE BADGERS

THE KOHL CENTER

Badgers Home: Jan. 1998 to present
UW at Kohl Center: 312-52 (.857)
Capacity: 17,287

Located at 601 W. Dayton Street, the Kohl Center opened its doors in 1998 and serves as the home for UW men's and women's basketball, as well as men's hockey. The Kohl Center was completed for a cost of \$76.4 million and officially opened on January 17, 1998 with a 56-33 men's basketball win over Northwestern, before 16,697 in attendance.

In addition to UW athletics, the Kohl Center has played host to several well-known dignitaries and performers such as: Elton John and Billy Joel, The Eagles, Tom Petty, Shania Twain, John Mellencamp, Cher, the Dave Matthews Band and the Dalai Lama. The Kohl Center also hosted the Jeopardy! College Championship and President Barack Obama in 2008.

Additionally, the Kohl Center has also served as the home for the WIAA high school boys' basketball and wrestling tournaments as well as the 1998 NCAA Women's Volleyball National Championship and the 2002 NCAA Men's Basketball Regional Championship. The University of Wisconsin's commencement ceremonies are also held in the Kohl Center every December and May.

Major Benefactors

The building is named for U.S. Sen. Herb Kohl (D-Wisconsin), a 1956 graduate of UW-Madison, who donated \$25 million to the project. Kohl's gift is the single largest private donation in University history.

Former All-Big Ten basketball player Albert "Ab" Nicholas and his wife, Nancy Johnson Nicholas, pledged \$10 million toward the project. The facility's practice gymnasium is named the Nicholas-Johnson Pavilion and Plaza. Nicholas received his B.S. and M.B.A. degrees from UW-Madison.

The Kellner family, Jack F. and his sons, Ted and Jack W., of Milwaukee gave \$2.5 million. All three Kellners received degrees from UW. A new basketball floor was installed in 2008 and dedicated to Andy and Susan North for their generous contribution.

Renovation Projects

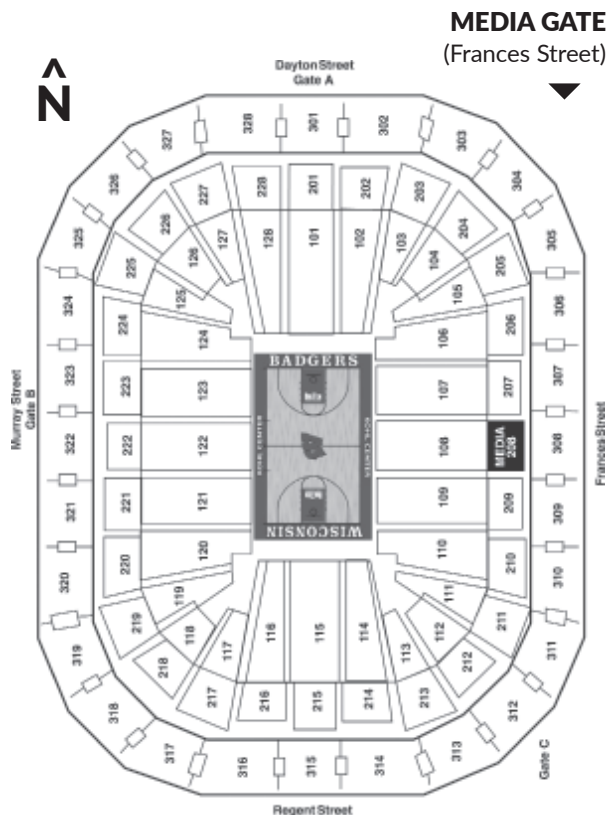
The overhead scoreboard from the UW Field House was installed in the Kohl Center upon opening, but was replaced in 2004 and again in 2017. The new center-hung circular LED videoboard is almost 35' wide by 22' tall weighing nearly 38,000 pounds. A ring beam was also installed around the circumference of the arena on the first balcony.

In 2012 as part of the LaBahn Arena construction project, LaBahn Arena and a Kohl Center remodeling project were completed in the fall of 2012, keeping the Badgers' facilities among the best in the country. Named in honor of lead donors Charles (Wisconsin '49) and Mary Ann LaBahn, LaBahn Arena opened on Oct. 19, 2012 and sits adjacent to the Kohl Center, connected via an underground hallway. This \$27.9 million project includes a competition rink for UW women's hockey as well as new locker rooms for both men's and women's hockey.

As part of that project, the Kohl Center also received newly remodeled and expanded locker rooms for the men's and women's basketball teams. All four locker rooms also include lounges with ping pong, big-screen televisions and eating areas as well as a team video room with stadium-style seating. The updates also included an increased sports medicine facility Hydroworx rehabilitation pool and recovery tubs as well as a student-athlete dining area.

Capacity

The Kohl Center is the third-largest arena in the Big Ten Conference, seating 17,287 for men's basketball, which includes courtside seating. This figure includes approximately 7,500 seats in the lower seating bowl and 4,500 in each of the two balconies.



The unique design of the Kohl Center (with two overhanging balconies) guarantees that all fans will be close to the playing floor with excellent site lines. The facility seats approximately 14,000 for hockey, and between 15,000 and 17,000 for concerts.

Practice Facility

The Nicholas-Johnson Pavilion is a world-class facility connected to the Kohl Center that houses three full-size basketball courts to be used for practice sessions when the Kohl Center is booked for other events. Pre-game booster club functions are also scheduled in the practice gym.

THE FIELD HOUSE

Badgers Home: Dec. 1930 to Jan. 1998

UW at Field House: 536-311 (.633)

Capacity: 11,500

Located at the corner of Monroe and Regent Streets on the southwest end of the UW campus, the Wisconsin Field House served as the home of Wisconsin basketball from 1930 to 1998. The Field House also housed UW boxing and is the current home for both UW volleyball and wrestling.

In 1927, former athletic director George Little proposed to the athletic council and regents the plan under which the Field House was to be constructed.

The original layout included a \$650,000 building to house both an indoor training facility for intercollegiate teams and the required program of physical education. The portion to be used for intercollegiate athletics was estimated at \$385,000.

The intercollegiate section of the facility housed the men's basketball and boxing teams, and the wrestling squad. Its construction cost approximately \$434,000. The first game played in the Field House was on Dec. 13, 1930, when the Badger men's basketball team posted a 17-14 win over Carroll College. The official dedication game followed on Dec. 18, when UW downed Pennsylvania, 25-12.

The Field House originally contained a basketball floor with a seating capacity of 12,000,

a complete track facility and room for indoor football and baseball training. The football, track and field and baseball teams moved to the Camp Randall Memorial Sports Center, better known as "The Shell" in 1956.

In April of 1976, the Field House underwent a \$718,000 renovation to improve the seating facility and allowing for other activities to be held in the building.

Permanent bleachers were added to the north, south and west sides of the court, with portable seats and a stage area on the east side. This effort brought the seating capacity to 11,500. New locker rooms and a training facility were constructed under the west stands and the existing locker rooms were renovated. A new lighting system was added in 1977, along with an improved sound system. A new scoreboard was installed prior to the 1991-92 season.

The Field House was listed on the National Register of Historic Places in 1998.

THE RED GYM

Badgers Home: Feb. 1904 to March 1930

UW at Red Gym: 198-37 (.843)

The University of Wisconsin Armory and Gymnasium, also called "The Red Gym," served as the first home to Wisconsin basketball, from 1899 to 1930. The Red Gym was originally built in 1894 at a cost of \$127,000 and its original purpose was as a military training facility as well as an athletic and student activity center. Designed in the Romanesque style, it resembles a red brick castle. It is situated on the UW campus on the shores of Lake Mendota.

The first floor of the Red Gym originally held military offices, an artillery drill room, a bowling alley, a locker room and a swimming pool. The second floor contained a drill hall wide enough to permit a four-column battalion. The third floor was occupied by the gymnasium, which contained a baseball cage, gymnastic apparatus and rowing machines.

The Red Gym was declared a National Historic Landmark in 1993.

Directions to the Kohl Center

From East I-94, South/Southeast I-90, Northeast US 151 and Northwest I-90/94:

Take I-90 East to Hwy 12/18 West, exit 142A. Follow 12/18 approximately three miles to Park Street, Exit 261 A-B. Turn right onto Park Street going north. Follow Park Street into campus. Turn right onto West Dayton Street, and proceed two blocks to the Kohl Center.

From Southwest via US 151:

Follow 18/151 to Beltline (Hwys 12/14/18/151 East). Continue on the Beltline to Park Street, Exit 261B. Turn right onto Park Street heading north. Follow Park Street into campus. Turn right onto West Dayton Street. Proceed two blocks to the Kohl Center.

WISCONSIN IN THE POSTSEASON



UW IN THE NCAA TOURNAMENT ALL-TIME

APPEARANCES: 24

Overall Record 38-23 (.623)
 Record vs. lower seed 25-10
 Record vs. higher seed 8-11
 Record vs. same seed 1-1
 Record in unseeded years 4-1

Record by Round

Round of 64 16-6
 Round of 32 10-6
 Sweet 16 4-6
 Elite Eight 4-1
 Semifinals 2-3
 Championship 1-1
 Consolation Game 1-0

NCAA All-Tournament Honors

Year	Player	Award
1941	John Kotz	Tournament MVP
2000	John Bryant	West Region MVP
	Mike Kelley	All-West Region
	Andy Kowske	All-West Region
2005	Sharif Chambliss	All-Syracuse Region
	Alando Tucker	All-Syracuse Region
2012	Jordan Taylor	All-East Region
2014	Frank Kaminsky	West Region MOP
	Traevon Jackson	All-West Region
2015	Sam Dekker	West Region MOP
	Frank Kaminsky	All-West Region
	Josh Gasser	All-West Region
	Frank Kaminsky	Final Four All-Tourn.
2017	Sam Dekker	Final Four All-Tourn.
	Nigel Hayes	All-East Region

UW GAME-BY-GAME HISTORY

Year	Date	Region	Site	UW Seed	Opponent	W/L	Score
1941	3/21	East	Madison, Wis.	--	Dartmouth	W	51-50
	3/22	East	Madison, Wis.	--	Pittsburgh	W	36-30
	3/29	East	Kansas City, Mo.	--	Washington St.	W	39-34
1947	3/20	East	New York, N.Y.	--	CCNY	L	56-70
	3/22	East	New York, N.Y.	--	Navy	W	50-49
1994	3/17	West	Ogden, Utah	No. 9	(8) Cincinnati	W	80-72
	3/19	West	Ogden, Utah	No. 9	(1) Missouri	L	96-109
1997	3/14	East	Pittsburgh, Pa.	No. 7	(10) Texas	L	58-71
1999	3/12	East	Charlotte, N.C.	No. 5	(12) SW Missouri St.	L	32-43
2000	3/16	West	Salt Lake City, Utah	No. 8	(9) Fresno State	W	66-56
	3/18	West	Salt Lake City, Utah	No. 8	(1) Arizona	W	66-59
	3/23	West	Albuquerque, N.M.	No. 8	(4) LSU	W	61-48
	3/25	West	Albuquerque, N.M.	No. 8	(6) Purdue	W	64-60
	4/1	West	Indianapolis, Ind.	No. 8	(1) Michigan State	L	41-53
2001	3/15	West	Boise, Idaho	No. 6	(11) Georgia State	L	49-50
2002	3/15	East	Washington, D.C.	No. 8	(9) St. John's	W	80-70
	3/17	East	Washington, D.C.	No. 8	(1) Maryland	L	57-87
2003	3/20	Midwest	Spokane, Wash.	No. 5	(12) Weber State	W	81-74
	3/22	Midwest	Spokane, Wash.	No. 5	(13) Tulsa	W	61-60
	3/27	Midwest	Minneapolis, Minn.	No. 5	(1) Kentucky	L	57-63

Year	Date	Region	Site	UW Seed	Opponent	W/L	Score
2004	3/19	E. Rutherford	Milwaukee, Wis.	No. 6	(11) Richmond	W	76-64
	3/21	E. Rutherford	Milwaukee, Wis.	No. 6	(3) Pittsburgh	L	55-59
2005	3/18	Syracuse	Oklahoma City, Okla.	No. 6	(11) Northern Iowa	W	57-52
	3/20	Syracuse	Oklahoma City, Okla.	No. 6	(14) Bucknell	W	71-62
	3/25	Syracuse	Syracuse, N.Y.	No. 6	(10) N.C. State	W	65-56
	3/27	Syracuse	Syracuse, N.Y.	No. 6	(1) North Carolina	L	82-88
2006	3/17	Minneapolis	Philadelphia, Pa.	No. 9	(8) Arizona	L	75-94
2007	3/16	Midwest	Chicago, Ill.	No. 2	(15) Texas A&M-CC	W	76-63
	3/18	Midwest	Chicago, Ill.	No. 2	(7) UNLV	L	68-74
2008	3/20	Midwest	Omaha, Neb.	No. 3	(14) Cal St. Fullerton	W	71-56
	3/22	Midwest	Omaha, Neb.	No. 3	(11) Kansas State	W	72-55
	3/28	Midwest	Detroit, Mich.	No. 3	(10) Davidson	L	56-73
2009	3/20	East	Boise, Idaho	No. 12	(5) Florida State	W	61-59 (ot)
	3/22	East	Boise, Idaho	No. 12	(4) Xavier	L	49-60
2010	3/19	East	Jacksonville, Fla.	No. 4	(13) Wofford	W	53-49
	3/21	East	Jacksonville, Fla.	No. 4	(12) Cornell	L	69-87
2011	3/17	Southeast	Tucson, Ariz.	No. 4	(13) Belmont	W	74-66
	3/19	Southeast	Tucson, Ariz.	No. 4	(5) Kansas State	W	70-65
	3/24	Southeast	New Orleans, La.	No. 4	(8) Butler	L	54-61
2012	3/15	East	Albuquerque, N.M.	No. 4	(13) Montana	W	73-49
	3/17	East	Albuquerque, N.M.	No. 4	(5) Vanderbilt	W	60-57
	3/22	East	Boston, Mass.	No. 4	(1) Syracuse	L	63-64
2013	3/15	West	Kansas City, Mo.	No. 5	(12) Ole Miss	L	46-57
2014	3/20	West	Milwaukee, Wis.	No. 2	(15) American	W	75-35
	3/22	West	Milwaukee, Wis.	No. 2	(7) Oregon	W	85-77
	3/27	West	Anaheim, Calif.	No. 2	(6) Baylor	W	69-52
	3/29	West	Anaheim, Calif.	No. 2	(1) Arizona	W	64-63 (ot)
	4/5	West	Arlington, Texas	No. 2	(8) Kentucky	L	73-74
2015	3/20	West	Omaha, Neb.	No. 1	(16) Coastal Carolina	W	86-72
	3/22	West	Omaha, Neb.	No. 1	(8) Oregon	W	72-65
	3/26	West	Los Angeles, Calif.	No. 1	(4) North Carolina	W	79-72
	3/28	West	Los Angeles, Calif.	No. 1	(2) Arizona	W	85-78
	4/4	West	Indianapolis, Ind.	No. 1	(1) Kentucky	W	71-64
	4/6	West	Indianapolis, Ind.	No. 1	(1) Duke	L	68-63
2016	3/18	East	St. Louis, Mo.	No. 7	(10) Pittsburgh	W	47-43
	3/20	East	St. Louis, Mo.	No. 7	(2) Xavier	W	66-63
	3/25	East	Philadelphia, Pa.	No. 7	(6) Notre Dame	L	61-56
2017	3/16	East	Buffalo, N.Y.	No. 8	(9) Virginia Tech	W	84-74
	3/18	East	Buffalo, N.Y.	No. 8	(1) Villanova	W	65-62
	3/24	East	New York City, N.Y.	No. 8	(4) Florida	L	83-84 (ot)
2019	3/22	South	San Jose, Calif.	No. 5	(12) Oregon	L	54-72

ALL-TIME UW NCAA TOURNAMENT ROSTER

Alwin, Robert 1941	Haarlow, Robert 1947	Okey, Sam 1997
Anderson, Evan 2012, '14	Hanson, Clayton . . 2002, '03, '04, '05	Owens, Freddie 2002, '03, '04
Auriantal, Hennessy 1997, '99	Happ, Ethan 2016, '17, '19	Penney, Kirk 2000, '01, '02, '03
Barry, Devin 2006	Harris, Devin 2002, '03, '04	Petersen, Jeff 1994
Berggren, Jared . . 2010, '11, '12, '13	Hayes, Nigel 2014, '15, '16, '17	Plank, Neil 2002
Bohannon, Jason . . 2007, '08, '09, '10	Helmigk, Andreas . . . 2003, '04, '05	Pokrzywinski, Larry 1947
Bohannon, Zach 2014	Hertz, Gilman 1947	Pritzl, Brevin 2017, '19
Boone, Roy 2000, '01	Hill, Jordan 2014, '16, '17	Quest, Matt 1997
Bower, Ricky 2001	Hoskins, Darnell 1994	Rehfeldt, Donald 1947
Bronson, Tanner . . 2005, '06, '07, '08	Hughes, Trévon . . 2007, '08, '09, '10	Rehm, Frederick 1941
Brown, Vitto 2014, '15, '16, '17	Illikainen, Alex 2016, '17	Reuvers, Nate 2019
Bruesewitz, Mike . . 2010, '11, '12, '13	Iverson, Khalil 2016, '17, '19	Roberts, Jalil 1994
Brust, Ben 2011, '12, '13	Jackson, Traevon . 2012, '13, '14, '15	Schrage, Warren 1941
Bryant, Jon 1999, '00	Jarmusz, Tim 2008, '09, '10, '11	Scott, Harlo 1941
Buchanan, Deandre 2002	Johnsen, Jason 1994	Selbo, Glen 1947
Burkemper, David 1997	Johnson, Grant 1994	Shafer, Adam 1997
Butch, Brian 2005, '06, '07, '08	Kaminsky, Frank . . 2012, '13, '14, '15	Showalter, Zak 2015, '16, '17
Cain, Morris 2006, '07, '08, '09	Kelley, Brian 1994	Smith, Jordan 2015
Calderwood, Ty 1997, '99	Kelley, Mike 1999, '00, '01	Smith, Robert 2000
Chambliss, Sharif 2005	Kilbride, Andy 1994	Smith, Wquinton 2011
Chappell, Jason 2005, '06, '07	King, Kobe 2019	Stiemsma, Greg 2005, '07, '08
Coleman, Booker 1997	Koenig, Bronson . . 2014, '15, '16, '17	Strain, William 1941
Cook, Robert 1947	Kosolcharoen, Mike 1997	Swartz, Julian 2000
Daugherty, Sean 1997	Kotz, John 1941	Taylor, Jordan . . 2009, '10, '11, '12
Davis, Travon 1999, '00, '01, '02	Kowske, Andy 1999, '00, '01	Taylor, Kammron . . 2004, '05, '06, '07
Davison, Brad 2019	Krabbenhof, Joe . . 2006, '07, '08, '09	Timmerman, Donald 1941
Dearring, Riley 2015	Krueger, Robert 1947	Thomas, IV, Charles 2016, '19
Dekker, Sam 2013, '14, '15	Landry, Marcus 2007, '08, '09	Trice, D'Mitrik 2017, '19
Duany, Duany 1997, '99, '00	Lautenbach, Walter 1947	Tucker, Alando . . 2003, '05, '06, '07
Dukan, Duje 2012, '14, '15	Leuer, Jon 2008, '09, '10, '11	Ukawuba, Ike 2002, '04
Englund, Gene 1941	Linton, Maurice 1999, '00, '01	Valentyn, Brett 2011
Epperson, Charles 1941	Mader, Dave 2002, '03, '04	Vershaw, Mark 1999, '00, '01
Evans, Ryan 2010, '11, '12, '13	Mader, Robert 1947	Vraney, Brian 1997
Fahey, Dan 2012	Marshall, George 2013	Wade, Boo 2003, '04
Falls, Richard 1947	Mason, Sean 1999	Webster, Tracy 1994
Faust, Erik 2000	McGrory, Walt 2019	Wills, Charlie . . . 1999, '00, '01, '02
Finley, Michael 1994	Meiners, Matt 1997	Wilkinson, Mike . . 2002, '03, '04, '05
Flowers, Michael . . 2005, '06, '07, '08	Menzel, Exner 1947	Wilson, Rob 2009, '10, '11, '12
Ford, Aleem 2019	Mills, Edward 1947	
Gasser, Josh 2011, '12, '14, '15	Moesch, Aaron 2015, '17	
Grant, Paul 1997	Morley, Zach 2004, '05	
Griffith, Rashard 1994	Nankivil, Keaton . . 2008, '09, '10, '11	
Gullikson, Kevin . . 2006, '07, '08, '09	Nixon, Ray 2004, '05, '06	

Current Players Listed in **BOLD**

INDIV. SINGLE-GAME RECORDS (NCAA TOURNEY)

POINTS

- 36 Michael Finley vs. Missouri, 3/19/94
- 29 Frank Kaminsky vs. Arizona, 3/28/15
- 28 Frank Kaminsky vs. Arizona, 3/29/14
- 28 Bronson Koenig vs. Virginia Tech, 3/16/17
- 27 Tracy Webster vs. Missouri, 3/19/94
- 27 Frank Kaminsky vs. C. Carolina, 3/20/15
- 27 Sam Dekker vs. Arizona, 3/28/15

FIELD GOALS

- 11 Frank Kaminsky vs. Arizona, 3/29/14
- 10 Bobby Cook vs. Navy, 3/22/47
- 10 Tracy Webster vs. Missouri, 3/19/94
- 10 Sam Dekker vs. North Carolina, 3/26/15
- 10 Frank Kaminsky vs. C. Carolina, 3/20/15

FIELD GOAL ATTEMPTS

- 22 John Kotz vs. Washington State, 3/29/41
- 21 Gene Englund vs. Dartmouth, 3/21/41
- 21 Bronson Koenig vs. Virginia Tech, 3/16/17
- 20 Tracy Webster vs. Missouri, 3/19/94
- 20 Frank Kaminsky vs. Arizona, 3/29/14
- 20 Frank Kaminsky vs. Arizona, 3/28/15

FIELD GOAL PERCENTAGE (min. 10 attempts)

- .727 Frank Kaminsky (8-11) vs. Baylor, 3/27/14
- .727 Sam Dekker (8-11) vs. Arizona, 3/28/15
- .714 Frank Kaminsky (10-14) vs. C. Car., 3/20/15
- .700 Ethan Happ (7-10) vs. Xavier, 3/20/16**
- .666 Jon Leuer (8-12) vs. Cornell, 3/21/10
- .666 Sam Dekker (10-15) vs. N. Carolina, 3/26/15

3-POINT FIELD GOALS

- 8 Bronson Koenig vs. Virginia Tech, 3/16/17
- 7 Tracy Webster vs. Missouri, 3/19/94
- 7 Jon Bryant vs. Fresno State, 3/16/00
- 6 Bronson Koenig vs. Xavier, 3/20/16
- 5 9x; MR: Sam Dekker vs. Arizona, 3/28/15

3-POINT FIELD GOAL ATTEMPTS

- 17 Bronson Koenig vs. Virginia Tech, 3/16/17
- 13 Tracy Webster vs. Missouri, 3/19/94
- 12 Bronson Koenig vs. Xavier, 3/20/16
- 11 Jon Bryant vs. Fresno State, 3/16/00
- 11 Duany Duany vs. Fresno State, 3/16/00

3-POINT FG PERCENTAGE (min. 6 attempts)

- .833 Sam Dekker (5-6) vs. Arizona, 3/28/15
- .714 Kirk Penney (5-7) vs. Kentucky, 3/27/03
- .636 Jon Bryant (7-11) vs. Fresno St., 3/16/00
- .635 Clayton Hanson (5-8) vs. N. Carolina, 3/27/05
- .571 Kammron Taylor (4-7) vs. Arizona, 3/17/06
- .571 Ben Brust (4-7) vs. American, 3/20/14

FREE THROWS

- 15 Alando Tucker vs. Bucknell, 3/20/05
- 13 Michael Finley vs. Missouri, 3/19/94
- 12 Rashard Griffith vs. Cincinnati, 3/17/94
- 11 Trévon Hughes vs. Xavier, 3/22/09
- 10 Frank Kaminsky vs. Arizona, 3/28/15

FREE THROW ATTEMPTS

- 18 Alando Tucker vs. Bucknell, 3/20/05
- 14 Rashard Griffith vs. Cincinnati, 3/17/94
- 14 Michael Finley vs. Missouri, 3/19/94
- 14 Alando Tucker vs. Arizona, 3/17/06
- 14 Nigel Hayes vs. Florida, 3/24/17

FREE THROW PERCENTAGE (min. 10 attempts)

- .929 Michael Finley (13-14) vs. Missouri, 3/19/94
- .900 Alando Tucker (9-10) vs. TA&M-CC, 3/16/07
- .857 Rashard Griffith (12-14) vs. Cincinnati, 3/17/94
- .846 Trévon Hughes (11-13) vs. Xavier, 3/22/09
- .833 Frank Kaminsky (10-12) vs. Arizona, 3/28/15

REBOUNDS

- 15 Rashard Griffith vs. Cincinnati, 3/17/94
- 14 Andy Kowske vs. Fresno State, 3/16/00
- 12 Andy Kowske vs. Arizona, 3/18/00
- 12 Marcus Landry vs. Cal St. Fullerton, 3/20/08
- 12 Frank Kaminsky vs. C. Carolina, 3/20/15
- 12 Frank Kaminsky vs. Duke, 4/6/15
- 12 Ethan Happ vs. Notre Dame, 3/25/16**

ASSISTS

- 7 Tracy Webster vs. Missouri, 3/19/94
- 6 10x; MR: Jordan Taylor vs. Syracuse, 3/22/12

STEALS

- 6 Mike Kelley vs. Fresno State, 3/16/00
- 5 Mike Kelley vs. Arizona, 3/18/00
- 5 Mike Kelley vs. LSU, 3/23/00
- 5 Devin Harris vs. Weber State, 3/20/03
- 4 Tracy Webster vs. Missouri, 3/19/94
- 4 Trevon Hughes vs. Cal St. Fullerton, 3/20/08
- 4 Tim Jarmusz vs. Butler, 3/24/11
- 4 Zak Showalter vs. Florida, 3/24/17

BLOCKED SHOTS

- 7 Jared Berggren vs. Montana, 3/15/12
- 6 Frank Kaminsky vs. Baylor, 3/27/14
- 4 Andy Kowske vs. Michigan State, 4/1/00
- 3 Mark Vershaw vs. Arizona, 3/18/00
- 3 Jared Berggren vs. Ole Miss, 3/22/13
- 3 Khalil Iverson vs. Xavier, 3/20/16**

TEAM SINGLE-GAME RECORDS (NCAA TOURNEY)

POINTS

- 96 vs. Missouri, 3/19/94
- 86 vs. Coastal Carolina, 3/20/15
- 85 vs. Oregon, 3/22/14
85 vs. Arizona, 3/28/15
- 84 vs. Virginia Tech, 3/16/17

POINTS IN A HALF

- 57 vs. Texas A&M-CC, 3/16/07 (2nd)
- 55 vs. Arizona, 3/28/15 (2nd)
- 51 vs. Richmond, 3/19/04 (2nd)
- 50 vs. Virginia Tech, 3/16/17 (2nd)
- 49 vs. Missouri, 3/19/94 (2nd)

FIELD GOALS

- 33 vs. Coastal Carolina, 3/20/15
- 31 vs. Weber State, 3/20/03
- 30 vs. North Carolina, 3/27/05
- 29 vs. Oregon, 3/22/14
- 28 vs. Missouri, 3/19/94
28 vs. Florida, 3/24/17

FIELD GOAL ATTEMPTS

- 67 vs. Washington State, 3/29/41
67 vs. Missouri, 3/19/94
- 63 vs. Fresno State, 3/16/00
- 61 vs. North Carolina, 3/27/05
61 vs. Arizona, 3/29/14
61 vs. Coastal Carolina, 3/20/15
61 vs. Duke, 4/6/15

FIELD GOAL PERCENTAGE

- .556 (25-45) vs. Arizona, 3/28/15
- .541 (33-61) vs. Coastal Carolina, 3/20/15
- .534 (31-58) vs. Weber State, 3/20/03
- .531 (26-49) vs. Villanova, 3/18/17
- .522 (24-46) vs. Kansas State, 3/22/08

3-POINT FIELD GOALS

- 15 vs. Missouri, 3/19/94
- 14 vs. Syracuse, 3/22/12
- 13 vs. Virginia Tech, 3/16/17
- 12 vs. Fresno State, 3/16/00
12 vs. Belmont, 3/17/11
12 vs. Arizona, 3/28/15

3-POINT FIELD GOAL ATTEMPTS

- 37 vs. Missouri, 3/19/94
- 33 vs. Vanderbilt, 3/17/12
- 32 vs. American, 3/20/14
- 31 vs. Virginia Tech, 3/16/17
- 30 vs. Ole Miss, 3/22/13
30 vs. Oregon, 3/22/19

3-POINT FG PERCENTAGE (min. 15 attempts)

- .667 (12-18) vs. Arizona, 3/28/15
- .600 (9-15) vs. St. John's, 3/15/02
- .545 (12-22) vs. Belmont, 3/17/11
- .526 (10-19) vs. Montana, 3/15/12
- .519 (14-27) vs. Syracuse, 3/22/12

FREE THROWS

- 29 vs. St. John's, 3/15/02
- 25 vs. Missouri, 3/19/94
25 vs. Texas A&M-CC, 3/16/07
- 23 vs. Arizona, 3/28/15
- 22 vs. Cincinnati, 3/17/94
22 vs. Bucknell, 3/20/05

FREE THROW ATTEMPTS

- 40 vs. St. John's, 3/15/02
- 35 vs. Missouri, 3/19/94
- 31 vs. Arizona, 3/28/15
- 30 vs. Texas A&M-CC, 3/16/07
30 vs. Florida, 3/24/17

FREE THROW PERCENTAGE (min. 10 attempts)

- .950 (19-20) vs. Kentucky, 4/5/14
- .929 (13-14) vs. American, 3/20/14
- .895 (17-19) vs. Montana, 3/15/12
- .870 (20-23) vs. North Carolina, 3/26/15
- .850 (17-20) vs. Arizona, 3/18/00

REBOUNDS

- 50 vs. Cal State Fullerton, 3/20/08
- 40 vs. Cincinnati, 3/17/94
40 vs. Ole Miss, 3/22/13
40 vs. Baylor, 3/27/14
- 38 vs. Arizona, 3/29/14
38 vs. Xavier, 3/20/16

ASSISTS

- 19 vs. Arizona, 3/17/06
19 vs. Virginia Tech, 3/16/17
- 18 vs. Fresno State, 3/16/00
18 vs. Baylor, 3/27/14
- 17 vs. North Carolina, 3/27/05

FEWEST TURNOVERS

- 4 vs. Wofford, 3/19/10
- 5 vs. Tulsa, 3/22/03
5 vs. Kansas State, 3/19/11
5 vs. Duke, 4/6/15
- 6 vs. Syracuse, 3/22/12
6 vs. Pittsburgh, 3/18/16

BLOCKED SHOTS

- 8 vs. Montana, 3/15/12
- 7 vs. Cal State Fullerton, 3/20/08
7 vs. Ole Miss, 3/22/13
- 6 vs. Arizona, 3/18/00
- 6 vs. Baylor, 3/27/14
6 vs. Xavier, 3/20/16

STEALS

- 13 vs. Fresno State, 3/16/00
- 11 vs. LSU, 3/23/00
- 10 vs. Arizona, 3/18/00
- 9 vs. Cincinnati, 3/17/94
9 vs. American, 3/20/14

INDIVIDUAL CAREER RECORDS (NCAA TOURNEY)

GAMES PLAYED

1.	Josh Gasser (2011-15)	17
	Nigel Hayes (2014-17)	17
	Bronson Koenig (2014-17)	17
4.	Frank Kaminsky (2012-15)	15
5.	Duje Dukan (2011-15)	13
6.	Vitto Brown (2014-17)	12
	Sam Dekker (2013-15)	12
	Traevon Jackson (2012-15)	12
9.	Zak Showalter (2014-17)	11
	Mike Wilkinson (2002-05)	11
	Kirk Penney (2000-03)	11

WINS PLAYED IN

1.	Josh Gasser (2011-15)	13
	Nigel Hayes (2014-17)	13
	Bronson Koenig (2014-17)	13
4.	Frank Kaminsky (2012-15)	11
5.	Duje Dukan (2011-15)	10

POINTS

1.	Frank Kaminsky (2012-15)	216
2.	Nigel Hayes (2014-17)	188
3.	Sam Dekker (2013-15)	181
4.	Bronson Koenig (2014-17)	172
5.	Alando Tucker (2003-07)	154
6.	Mike Wilkinson (2002-05)	148
7.	Josh Gasser (2011-15)	125

SCORING AVERAGE

(min. 4 games)

1.	Alando Tucker (2003-07)	15.4 (10 games)
2.	Sam Dekker (2013-15)	15.1 (12 games)
3.	Frank Kaminsky (2012-15)	14.4 (15 games)
4.	Ethan Happ (2016-19)	14.0 (7 games)
5.	Jon Bryant (2000)	13.8 (5 games)

3-POINT FIELD GOALS

1.	Bronson Koenig (2014-17)	34
2.	Ben Brust (2011-14)	24
3.	Jordan Taylor (2009-12)	23
4.	Sam Dekker (2013-15)	22
5.	Jon Bryant (1999-00)	19
6.	Kirk Penney (2000-03)	15
7.	Josh Gasser (2011-15)	14
8.	Vitto Brown (2014-17)	13

3-POINT FIELD GOAL PERCENTAGE

(min. 10 attempts)

1.	Clayton Hanson (2002-05), (14-27)	.519
2.	Michael Finley (1994), (9-18)	.500
3.	Ben Brust (2011-14), (24-52)	.462
4.	Mike Bruesewitz (2010-13), (9-20)	.450
5.	Vitto Brown (2014-17), (13-29)	.448
6.	Jon Bryant (1999-00), (19-43)	.442

FREE THROWS

1.	Alando Tucker (2003-07)	59
2.	Nigel Hayes (2014-17)	48
3.	Frank Kaminsky (2012-15)	46
4.	Mike Wilkinson (2002-05)	41
5.	Josh Gasser (2011-15)	32
6.	Trévon Hughes (2007-10)	31

FREE THROW ATTEMPTS

1.	Alando Tucker (2003-07)	81
2.	Nigel Hayes (2014-17)	75
3.	Frank Kaminsky (2012-15)	61
4.	Mike Wilkinson (2002-05)	56
5.	Trévon Hughes (2007-10)	42
6.	Josh Gasser (2011-15)	38
7.	Jordan Taylor (2009-12)	36
	Sam Dekker (2013-15)	36

REBOUNDS

1.	Frank Kaminsky (2012-15)	92
2.	Nigel Hayes (2014-17)	85
3.	Mike Wilkinson (2002-05)	70
4.	Josh Gasser (2011-15)	65
5.	Sam Dekker (2013-15)	64
6.	Ethan Happ (2016-19)	58
7.	Josh Gasser (2011-15)	55
8.	Andy Kowske (1999-01)	45
9.	Marcus Landry (2007-09)	41
	Zach Morley (2004-05)	41

ASSISTS

1.	Jordan Taylor (2009-12)	39
2.	Josh Gasser (2011-15)	34
3.	Traevon Jackson (2012-15)	30
	Nigel Hayes (2014-17)	30
	Bronson Koenig (2014-17)	30
6.	Devin Harris (2002-04)	24
7.	Mike Kelley (1999-01)	23
8.	Frank Kaminsky (2012-15)	21
9.	Mark Vershaw (1999-01)	20

BLOCKED SHOTS

1.	Frank Kaminsky (2012-15)	15
2.	Jared Berggren (2010-13)	10
3.	Ethan Happ (2016-19)	8
4.	Andy Kowske (1999-2001)	6
	Mike Wilkinson (2002-05)	6
	Khalil Iverson (2016-17)	6

STEALS

1.	Mike Kelley (1999-01)	20
2.	Mike Wilkinson (2002-05)	16
3.	Devin Harris (2002-04)	15
4.	Josh Gasser (2011-15)	14
5.	Nigel Hayes (2014-17)	12

Wisconsin NCAA Tournament Coaching Records

Coach	App.	Yrs.	Won	Lost	Pct.	Final Fours	Champ.
Bo Ryan	14	2002-2015	25	14	.641	2	0
Dick Bennett	3	1997, 1999, 2000	4	3	.571	1	0
Greg Gard	3	2016, 2017, 2019	4	3	.571	0	0
Harold Foster	2	1941, 1947	4	1	.800	1	1
Stu Jackson	1	1994	1	1	.500	0	0
Brad Soderberg	1	2001	0	1	.000	0	0
	24		38	23	.623	4	1

WISCONSIN OPP. NCAA TOURNAMENT RECORDS

OPPONENT INDIVIDUAL HIGHS

Points: 38 by Jacob Pullen (Kansas State), 2011
FG: 13 by Sean May (UNC), 2005 and Jacob Pullen (Kansas State), 2011
FG Attempts: 33 by Gus Broberg (Dartmouth), 1941
FG Pct. (10 att.): .800 (8-10) by Zach LeDay (Virginia Tech), 2017
3-point FGs: 7 by Dontonio Wingfield (Cincinnati), 1994
3-point FG Att.: 17 by Dontonio Wingfield (Cincinnati), 1994
3-point FG Pct. (6 att.): .750 (6-8) by Melvin Booker (Missouri), 1994 and Jacob Pullen (Kansas State), 2011
FT: 11 by Melvin Booker (Missouri), 1994 and Jason Calliste (Oregon), 2014
FT Attempts: 14 by Melvin Booker (Missouri), 1994
FT Pct. (10 att.): 1.000 (11-11) by Jason Calliste (Oregon), 2014
Rebounds: 18 by Aaron Gordon (Arizona), 2014
Assists: 13 Jason Richards (Davidson), 2008
Blocked Shots: 5 by Reginald Buckner (Ole Miss), 2013
Steals: 4 (6x) MR: Shivaughn Wiggins (Coastal Carolina), 2015
Minutes: 43, Nick Johnson (Arizona), 2014

OPPONENT TEAM HIGHS

Points: 109, Missouri, 1994
FG: 34 by Missouri, 1994
FG Attempts: 71 by Weber State, 2003
FG Pct.: .680 (34-50) by Missouri, 1994
3-point FGs: 12 by Missouri, 1994 and Davidson, 2008
3-point FG Attempts: 25 by Texas, 1997
3-point FG Pct. (10 att.): .632 (12-19) by Missouri, 1994
FT: 29 by Missouri, 1994
FT Attempts: 39 by Missouri, 1994
FT Pct. (10 att.): .933 (28-30) by Arizona, 2015
Rebounds: 43 by Weber State, 2003 & Ole Miss, 2013
Assists: 20 by Missouri, 1994
Blocked Shots: 7 by Florida, 2017
Steals: 14 by Cincinnati, 1994

OPPONENT TEAM LOWS

Points: 30 by Pittsburgh, 1941
FG: 11 by American, 2014
FG Attempts: 33 by Missouri State, 1999
FG Pct.: .190 (12-63) by Pittsburgh, 1941
3-point FGs: 0 by Kansas State, 2008
3-point FG Attempts: 5 by Kentucky, 2003 and Kentucky, 2015
3-point FG Pct. (10 att.): .000 (0-13) by Kansas St., 2008
FT: 2 by Fresno State, 2000
FT Attempts: 3 by Fresno State, 2000
FT Pct. (10 att.): .462 (6-13) by Wofford, 2010
Rebounds: 21 by N.C. State, 2004 and Montana, 2012
Assists: 4 by Michigan St., 2000 and Kansas S., 2008
Blocked Shots: 0, (5x), MR: by American, 2014
Steals: 1, Tulsa, 2003 and Wofford, 2010

ALL-TIME UW NCAA TOURNAMENT SUMMARIES

1941

UW 51 • Dartmouth 50

March 21, 1941 • Madison, Wis.
UW Field House (12,500)

The Badgers began their quest for the national championship by rallying in the second half to down Dartmouth in the NCAA East Regional at the UW Field House. The lead changed hands four times in the first half before Dartmouth assumed a 24-22 lead at intermission. The Big Green managed to stay ahead or even through the first 15 minutes of the second half. The score was knotted at 42-42 with 8:00 left when three-time Ivy League scoring champion Gus Broberg scored inside to give Dartmouth a 44-42 lead. The Badgers tied it again on a hook shot by Charles Epperson, then took their first lead since early in the game on an inside basket by Gene Englund. Englund scored again minutes later, and John Kotz added a pair of free throws to put Wisconsin up 51-46 with just over a minute remaining. Dartmouth scored the game's final four points, including a desperation field goal from near half-court as the final gun sounded. Englund (18) and Kotz (15) led the Badgers in scoring.

DARTMOUTH	FG	FT	FOULS	PTS
Broberg	9-33	2-2	1	20
Munroe	7-15	1-2	2	15
Skaug	4-13	2-3	3	10
Olsen	1-11	0-1	4	2
Parmer	1-2	0-0	3	2
Pearson	0-4	1-1	4	1
Else	0-2	0-0	2	0
Horner	0-0	0-0	0	0
Shaw	0-0	0-1	1	0
TOTALS	22-80	6-10	20	50
	(.275)	(.600)		

WISCONSIN	FG	FT	FOULS	PTS
Kotz	5-10	5-9	3	15
Epperson	4-11	0-0	0	8
Englund	6-21	6-7	2	18
Strain	0-6	1-3	0	1
Rehm	2-5	5-5	4	9
Timmerman	0-0	0-0	1	0
Alwin	0-0	0-0	1	0
TOTALS	17-53	17-24	11	51
	(.321)	(.708)		

SCORING BY HALVES

Dartmouth	24	26	50
Wisconsin	22	29	51

UW 36 • Pittsburgh 30

March 22, 1941 • Madison, Wis.
UW Field House (14,000)

Wisconsin avenged a 36-34 home loss to Pittsburgh earlier in the season with a 36-30 victory over the Panthers in the NCAA East Regional title game at the UW Field House. The Badgers jumped to a 10-5 lead and were in front, 12-9, before Pittsburgh's Eddie Straloski scored six straight points to give the Panthers a 15-12 lead. Pittsburgh led 18-14 at half-time and built its lead to 23-18 early in the second period. The Badgers scored the next six points to go up 24-23, getting a basket from Gene Englund and a field goal and two free throws from John Kotz. They built the lead to 29-25 and eventually extended the margin to 36-26 to win handily. Wisconsin outscored the Panthers 16-6 from the free throw line, going to the stripe 20 times compared to Pittsburgh's seven. Englund was 7 of 8 from the line and finished with 11 points, while Kotz made all four charity tosses and totaled 10 points. Straloski paced the Panthers with 12 points.

PITTSBURGH	FG	FT	FOULS	PTS
Straloski	6-21	0-0	4	12
Kocheran	1-11	2-2	0	4
Milanovich	2-4	0-0	3	4
Port	1-4	2-3	4	4
Malarkey	1-8	1-1	3	3
Paffrath	1-5	1-1	0	3
Klein	0-3	0-0	1	0
Ziolkowski	0-5	0-0	2	0
Egan	0-2	0-0	0	0
TOTALS	12-63	6-7	17	30
	(.190)	(.857)		

WISCONSIN	FG	FT	FOULS	PTS
Englund	2-11	7-8	4	11
Kotz	3-18	4-4	1	10
Epperson	2-6	3-4	0	7
Rehm	1-2	2-2	0	4
Strain	2-4	0-1	3	4
Timmerman	0-0	0-1	0	0
Scott	0-2	0-0	0	0
TOTALS	10-43	16-20	8	36
	(.233)	(.800)		

SCORING BY HALVES

Pittsburgh	18	12	30
Wisconsin	14	22	36

UW 39 • Washington State 34

**March 29, 1941 • Kansas City, Mo.
Municipal Auditorium (9,350)**

Wisconsin's 15th consecutive win -- a five-point decision over Washington State -- netted the Badgers the NCAA crown. The Cougars led 10-8 and 12-9, but the Badgers rallied to take a 13-12 lead on a pair of baskets by John Kotz and never trailed again. Wisconsin took a 21-17 lead to the locker room at halftime. Kirk Gebert scored Washington State's first three field goals in the second period to help the Cougars pull even at 24-24, but free throws by Kotz and Ted Strain and baskets by Gene Englund and Charles Epperson gave the Badgers a comfortable 30-24 lead. Gebert pitched in three more field goals to help the Cougars narrow the margin to 34-32, but the Badgers nailed down the title on a field goal by Kotz and a free throw by Strain. Englund had 13 points to pace the victors, while Kotz totaled 12 points and was selected tournament MVP. Gebert led the Cougars with a game-high 21 points. Wisconsin ended the season with a 20-3 record.

WASHINGTON STATE	FG	FT	FOULS	PTS
Gebert	10-24	1-2	1	21
Sundquist	2-9	0-0	3	4
Butts	1-6	1-1	1	3
Lindeman	0-5	3-4	1	3
Gilberg	1-7	0-2	1	2
Gentry	0-7	1-2	1	1
Hooper	0-1	0-0	0	0
Hunt	0-3	0-0	0	0
Zimmerman	0-1	0-0	0	0
TOTALS	14-63	6-11	8	34
	(.222)	(.545)		

WISCONSIN	FG	FT	FOULS	PTS
Englund	5-12	3-3	2	13
Kotz	5-22	2-3	2	12
Epperson	2-13	0-0	3	4
Rehm	2-10	0-1	2	4
Alwin	1-1	0-0	0	2
Strain	0-7	2-2	1	2
Timmerman	1-2	0-0	1	2
Schrage	0-0	0-0	1	0
TOTALS	16-67	7-9	12	39
	(.239)	(.778)		

SCORING BY HALVES

Washington State	17	17	34
Wisconsin	21	18	39

1947

City College of N.Y. 70 • UW 56

**March 20, 1947 • New York, N.Y.
Madison Square Garden (18,000)**

City College of New York used an impressive second-half rally to carry themselves to a 70-56 win at Madison Square Garden in the opening round of the East Regional. The Badgers seemed in command in the first half, jumping to a 13-2 lead, extending the edge to 26-10 and cruising to a 37-27 halftime advantage. The second half, however, was dominated by CCNY. The Beavers began with a 12-2 run that tied the game at 39-39. The lead see-sawed for a few minutes before CCNY took the lead for good at 48-47. The Beavers pulled steadily away and rolled to an easy victory. The victors outscored UW 43-19 in the final period, including a 24-9 run during one stretch. Irwin Dambrot led CCNY with a game-high 16 points, including 11 in the second half, while Exner Menzel paced the Badgers with 15 points.

CCNY	FG	FT	FOULS	PTS
Dambrot	6	4-5	1	16
Malamed	6	1-1	3	13
Jameson	5	0-0	1	10
Finestone	4	1-1	1	9
Schmones	3	1-2	3	7
Trubowitz	0	0-0	0	0
Galiber	0	4-6	4	4
Shapiro	0	1-2	2	1
Farbman	2	2-3	1	6
Brickman	0	0-0	0	0
Finger	2	0-0	1	4
TOTALS	28	14-20	18	70
		(.700)		

WISCONSIN	FG	FT	FOULS	PTS
Menzel	5	5-8	3	15
Cook	5	3-4	4	13
Selbo	6	0-0	3	12
Mills	2	2-3	4	6
Rehfeldt	2	0-2	1	4
Falls	0	0-0	0	0
Pokrzywinski	0	0-0	0	0
Hertz	1	0-0	0	2
Haarlow	0	1-1	1	1
Lautenbach	1	0-0	2	2
Krueger	0	1-1	0	1
Mader	0	0-0	0	0
TOTALS	22	12-19	18	56
		(.632)		

SCORING BY HALVES

CCNY	27	43	70
Wisconsin	37	19	56

UW 50 • Navy 49

**March 22, 1947 • New York, N.Y.
Madison Square Garden (NA)**

Glen Selbo's basket in the final seconds propelled the Badgers to a 50-49 win over the Midshipmen in the East Regional consolation game. Wisconsin led by as many as eight points in the first half and held a 29-24 lead at intermission, but the Middies rallied and went ahead 36-35 on a rebound basket by Bobby Searle and a free throw by Charles Sheehan. Bobby Cook put the Badgers back in front with a long basket and a free throw. Wisconsin extended the lead to 45-38 and appeared in command until Navy staged one final rally and cut the margin to 48-47. A rebound basket by Johnny Barrow pushed Navy in front, 49-48, setting the stage for Selbo's game-winner. Cook led the Badgers with a game-high 21 points, while Ken Shugart and Cy Waldrop paced the Navy attack with 14 and 13 points, respectively. Wisconsin ended the season with a 16-6 record.

NAVY	FG	FT	FOULS	PTS
Shugart	6	2-2	1	14
Waldrop	6	1-2	3	13
Robbins	2	0-0	0	4
Searle	3	1-3	0	7
Barrow	2	1-2	3	5
Sheehan	1	1-2	1	3
Elipulos	1	0-0	0	2
Dick	0	1-1	4	1
Rensberger	0	0-1	1	0
Woods	0	0-0	0	0
TOTALS	21	7-13	13	49
		(.538)		

WISCONSIN	FG	FT	FOULS	PTS
Cook	10	1-1	2	21
Selbo	3	2-4	1	8
Haarlow	2	2-4	2	6
Lautenbach	2	2-2	1	6
Menzel	2	1-2	3	5
Mills	0	2-3	3	2
Rehfeldt	1	0-0	0	2
TOTALS	20	10-16	12	50
		(.625)		

SCORING BY HALVES

Navy	24	25	49
Wisconsin	29	21	50

1994

(9) UW 80 • (8) Cincinnati 72

**March 17, 1994 • Ogden, Utah
Dee Events Center (12,126)**

Playing in their first NCAA tournament since 1947, the ninth-seeded Badgers posted a first-round victory over 25th-ranked and eighth-seeded Cincinnati. Wisconsin was led by Michael Finley (22 points, four assists, three steals) and Rashard Griffith (22 points, 15 rebounds). Griffith, who entered the game as a 56 percent free throw shooter, was 12 of 14 from the line. The Badgers jumped to a 10-2 lead, extended the advantage to 36-23 and were up 40-32 at half-time. Cincinnati rallied to take a 55-54 lead with just under 10 minutes left, but the Badgers went on a 22-12 run to put the game out of reach. Wisconsin outshot Cincinnati .455-.381 from the field and out-rebounded the Bearcats 40-38. Dantonio Wingfield paced Cincinnati with 20 points and 10 rebounds.

UW	MP	FG	3P	FT	R	F	A	TO	B	S	TP
Finley*	34	7-13	4-8	4-5	3	3	4	3	1	3	22
Petersen*	21	4-7	0-0	0-1	7	1	0	1	0	0	8
Griffith*	37	5-9	0-0	12-14	15	0	2	4	1	0	22
Webster*	30	2-9	0-4	0-0	3	1	6	3	0	2	4
Kilbride*	30	2-8	2-8	2-2	5	5	1	2	0	2	8
Kelley	17	1-4	0-0	1-3	3	4	0	1	0	1	3
Roberts	16	3-4	2-2	1-2	2	1	1	1	0	0	9
Hoskins	12	1-1	0-0	2-2	1	0	1	1	0	1	4
Johnson	3	0-0	0-0	0-0	0	1	0	0	0	0	0
team					1			0			
TOTALS 200	25-55	8-22	22-29	40	16	15	16	2	9	80	
	(.455)	(.364)	(.759)								

CINCY	MP	FG	3P	FT	R	F	A	TO	B	S	TP
Wingfield*28	7-17	1-7	5-6	10	4	1	1	1	1	0	20
Bostic*	26	3-7	0-0	2-2	4	3	1	1	1	1	8
Harris*	18	2-6	0-0	0-0	4	4	1	1	0	4	4
Flint*	35	5-11	1-5	0-0	4	1	2	6	0	2	11
Burton*	21	0-5	0-1	3-3	1	4	0	1	0	2	3
Durden	31	3-7	3-6	6-7	2	3	1	2	0	3	15
Gregor	21	4-5	0-0	2-2	5	2	2	1	1	2	10
Jacobs	17	0-4	0-0	1-2	3	1	0	0	0	0	1
Julson	2	0-1	0-0	0-0	2	2	0	0	1	0	0
Wright	1	0-0	0-0	0-0	0	0	0	0	0	0	0
team					3			0			
TOTALS 200	24-63	5-19	19-22	38	24	8	13	4	14	72	
	(.381)	(.263)	(.864)								

SCORING BY HALVES

Wisconsin	40	40	80
Cincinnati	32	40	72

(1) Missouri 109 • (9) UW 96

**March 19, 1994 • Ogden, Utah
Dee Events Center (12,126)**

Big Eight Player of the Year Melvin Booker poured in a career-high 35 points, hitting 11-of-14 field goal tries, 6-of-8 3-point attempts and all seven FTs, to lead top-seeded and fifth-ranked Missouri to a second-round victory in the NCAA West Regional. The Tigers, who shot under 41 percent from the field the previous four games, shot a season-high .680 against Wisconsin, including a sizzling .708 mark in the second half. Mizzou connected on 6-of-6 3-point tries in the second half and was 12-of-19 from beyond the arc for the game (.632). The Badgers were led by Michael Finley, who netted 36 points, and Tracy Webster, who tallied 27 points, seven assists and four steals. Webster tied the school records for 3-pointers (7) and 3-point attempts (13). Missouri jumped to a 26-13 lead and led 54-47 at halftime. The Badgers cut the gap to 67-63 at the 13:24 mark, but the Tigers responded with a 25-9 run to go up 92-72 with less than seven minutes left. The Badgers could get no closer than 10 points the rest of the way. The teams combined for an NCAA-tournament record 27 3-point field goals.

UW	MP	FG	3P	FT	R	F	A	TO	B	S	TP
Finley*	40	9-19	5-10	13-14	7	3	2	0	1	1	36
Petersen*	19	3-5	0-0	0-2	5	2	1	3	0	0	6
Griffith*	16	2-5	0-0	2-5	5	4	0	1	1	0	6
Webster*	30	10-20	7-13	0-2	1	3	7	0	0	4	27
Kilbride*	32	4-9	3-8	4-4	5	5	1	2	0	0	15
Kelley	21	0-0	0-0	2-4	3	2	2	2	0	0	2
Roberts	19	0-5	0-2	2-2	3	1	0	0	0	0	2
Johnson	11	0-0	0-0	0-0	3	4	0	1	2	0	0
Hoskins	9	0-1	0-1	2-2	0	2	1	2	0	0	2
Johnsen	3	0-3	0-3	0-0	0	1	0	0	0	0	0
team					2			0			
TOTALS	200	28-67	15-37	25-35	34	27	14	11	4	5	96
		(.418)	(.405)	(.714)							

MIZZOU	MP	FG	3P	FT	R	F	A	TO	B	S	TP
Frazier*	26	1-2	0-0	1-2	3	2	2	4	0	0	3
Thames*	21	2-3	0-0	1-4	3	4	0	0	1	0	5
Crudup*	16	4-5	0-0	2-2	1	5	3	0	1	0	10
Winfield*	22	1-3	0-0	0-0	2	3	1	0	0	0	2
Booker*	29	11-14	6-8	7-7	3	2	7	3	0	1	35
O'Liney	32	4-5	2-3	13-17	3	0	3	2	0	3	23
Atkins	18	6-10	4-5	0-0	4	2	0	0	0	0	16
Finner	11	4-5	0-1	5-7	5	1	2	1	0	0	13
Grimm	11	1-2	0-1	0-0	1	3	0	1	0	0	2
Smith	6	0-0	0-0	0-0	2	3	1	2	0	0	0
Sutherland	5	0-1	0-1	0-0	1	0	1	0	0	0	0
Heller	3	0-0	0-0	0-0	0	0	0	1	0	0	0
team					1			0			
TOTALS	200	34-50	12-19	29-39	29	25	20	14	2	4	109
		(.680)	(.632)	(.744)							

SCORING BY HALVES

Wisconsin	47	49	96
Missouri	54	55	109

1997

(10) Texas 71 • (7) UW 58

**March 14, 1997 • Pittsburgh, Pa.
Civic Arena (17,300)**

Wisconsin fell behind 15-3 just 5:39 into the game and never cut Texas' lead to fewer than seven points in a 71-58 loss to the Longhorns in the first round of the 1997 East Regional in Pittsburgh. Texas guard Reggie Freeman scored a game-high 31 points while Sam Okey paced the Badgers with 17 points, 10 rebounds and six assists. The seventh-seeded Badgers, who shot only 39 percent from the field, sliced the Texas lead to seven points twice in the first half but trailed 33-24 at the half. An Okey dunk to start the second half trimmed the Longhorn lead to 33-26, but the Badgers never again came that close.

TEXAS	MP	FG	3P	FT	R	F	A	TO	B	S	TP
Muoneke*	19	1-1	0-0	0-0	3	2	0	1	1	0	2
Clack*	25	2-5	1-3	10-10	5	4	1	5	0	3	15
Jordan*	19	1-1	0-0	0-0	1	4	0	0	0	0	2
Vazquez*	28	1-5	0-4	0-1	1	4	3	1	0	1	2
Freeman*	38	11-19	2-7	7-8	3	4	3	4	1	0	31
Perryman	25	3-9	2-8	4-4	3	1	0	2	0	1	12
Clark	19	1-2	0-0	0-0	4	2	0	0	0	0	2
Quarles	15	1-5	0-0	0-1	7	4	0	1	0	0	2
Coleman	9	0-4	0-3	3-5	2	0	0	0	0	0	3
Dixon	2	0-0	0-0	0-0	0	0	0	0	0	0	0
Goode	1	0-0	0-0	0-0	0	0	0	0	0	0	0
team							5				0
TOTALS	200	21-51	5-25	24-29	34	25	7	14	2	5	71
		(.412)	(.200)	(.828)							

UW	MP	FG	3P	FT	R	F	A	TO	B	S	TP
Okey*	30	5-8	0-2	7-10	10	4	6	5	0	0	17
Daugherty*38	4-5	0-1	1-2	6	2	3	1	1	0	9	
Grant*	24	4-8	0-0	8-10	4	5	0	2	1	0	16
Auriantal*	24	1-6	0-1	0-0	4	3	1	2	0	1	2
Burkemper*22	0-1	0-0	0-0	0	1	2	1	0	0	0	
Calderwood23	3-11	3-6	0-1	7	5	2	3	0	3	9	
Kosolcharoen19	0-4	0-2	3-4	2	1	1	1	0	1	3	
Duany	8	0-1	0-1	0-2	0	1	0	0	0	0	0
Coleman	4	0-0	0-0	0-0	0	0	0	0	0	0	0
Shafer	3	0-1	0-1	0-0	0	0	0	0	0	0	0
Quest	2	0-0	0-0	0-0	1	0	0	1	0	0	0
Vraney	2	1-1	0-0	0-0	0	0	0	0	0	0	2
Meiners	1	0-0	0-0	0-0	0	0	0	0	0	0	0
team					1			1			
TOTALS	200	18-46	3-14	19-29	35	22	15	17	2	5	58
		(.391)	(.214)	(.655)							

SCORING BY HALVES

Texas	33	38	71
Wisconsin	24	34	58

1999

(12) Missouri St. 43 ● (5) UW 32

March 12, 1999 ● Charlotte, N.C.
Charlotte Coliseum (15,007)

Fifth-seeded Wisconsin's record-setting season came to an end after a 43-32 loss to Missouri State in the first round of the NCAA tournament in Charlotte, N.C. The Badgers shot a season-low .255 from the field and their 32 points were the fewest in an NCAA tournament game since the advent of the shot clock in 1986. Sean Mason registered 11 points, but he was the only Badger in double figures. Danny Moore and Kevin Ault scored 12 and 10 points, respectively, to pace the Bears. Wisconsin managed just 12 points in the first half on 21-percent shooting, but trailed just 21-12 thanks to a typically solid defensive effort. Wisconsin trailed by as few as six points in the second half, but never came closer than that.

MO. ST.	MP	FG	3P	FT	R	F	A	TO	B	S	TP
Stringer*	28	1-5	0-0	1-2	1	2	2	2	0	1	3
Bruton*	25	1-1	0-0	0-0	0	0	0	1	0	2	2
Moore*	35	4-8	0-0	4-6	13	3	0	4	1	0	12
Fontleroy*	27	0-5	0-0	2-2	0	4	0	3	0	0	2
Ault*	30	3-6	1-2	3-3	14	0	2	2	0	1	10
Bettenhausen	15	3-4	1-1	2-2	1	0	2	1	0	0	9
Phillips	15	1-3	1-3	2-2	1	2	0	2	0	0	5
Brakebill	12	0-1	0-0	0-0	4	0	0	0	0	0	0
Miller	6	0-0	0-0	0-0	0	2	1	0	0	0	0
Reuter	4	0-0	0-0	0-0	0	1	1	1	1	0	0
Judd	1	0-0	0-0	0-0	1	0	0	1	0	0	0
Murans	1	0-0	0-0	0-0	0	0	0	0	0	0	0
Tshomba	1	0-0	0-0	0-0	0	0	0	0	0	0	0
team					2			1			
TOTALS	200	13-33	3-6	14-17	37	14	8	18	2	4	43
		(.394)	(.500)	(.824)							

UW	MP	FG	3P	FT	R	F	A	TO	B	S	TP
Kowske*	18	1-4	0-0	0-0	3	5	0	1	0	1	2
Kelley*	26	0-3	0-0	0-0	2	2	0	1	0	0	0
Wills*	31	3-6	0-0	0-1	5	1	1	0	0	1	6
Mason*	33	4-12	1-6	2-2	3	3	1	2	0	2	11
Calderwood*	29	0-8	0-6	0-0	0	1	1	1	0	0	0
Vershaw	26	2-5	0-0	2-2	1	2	4	1	0	0	6
Bryant	24	1-5	1-4	0-0	2	1	0	1	0	0	3
Linton	6	1-1	0-0	0-0	1	1	0	1	0	1	2
Davis	3	0-2	0-0	2-2	0	0	1	0	0	0	2
Duany	3	0-0	0-0	0-0	1	1	0	0	0	0	0
Auriantal	1	0-1	0-0	0-0	0	0	0	0	0	0	0
team					2			0			
TOTALS	200	12-47	2-16	6-7	20	17	8	8	0	5	32
		(.255)	(.125)	(.857)							

SCORING BY HALVES

Missouri State	21	22	43
Wisconsin	12	20	32

2000

(8) UW 66 ● (9) Fresno St. 56

March 16, 2000 ● Salt Lake City, Utah
Huntsman Center (13,464)

Guard Jon Bryant connected on a school record-tying seven three-point field goals to lead the Badgers to a 66-56 first-round NCAA tournament win over Fresno State at the West Regional in Salt Lake City, Utah. Andy Kowske added 14 points and 14 rebounds for the UW and Duany Duany contributed 12 points on four three-pointers. Terrance Roberson led the Bulldogs with 19 points. National scoring leader Courtney Alexander was held to just 11 points on 5-for-19 field goal shooting. Coach Jerry Tarkanian's Bulldogs led 34-30 at the half and expanded that margin to seven points (42-35) with 16:23 remaining to play. Wisconsin responded, however, and led 49-44 with 6:12 left. Bryant then went on a tear, hitting four straight 3-pointers to give the Badgers a 61-46 edge that capped a 26-4 run at the 4:32 mark. Wisconsin's bench outscored the Fresno State reserves 33-0.

FRESNO	MP	FG	3P	FT	R	F	A	TO	B	S	TP
Abney*	37	3-3	0-0	0-0	8	2	0	1	2	0	6
Roberson*	35	8-13	3-7	0-1	3	3	4	8	0	1	19
Ely*	36	5-7	0-0	2-2	6	2	0	2	3	2	12
Porter*	39	3-6	2-3	0-0	2	4	6	3	0	2	8
Alexander*	37	5-19	1-4	0-0	4	2	3	1	0	0	11
DeManby	11	0-0	0-0	0-0	1	0	0	1	0	0	0
Felix	5	0-0	0-0	0-0	2	0	0	1	0	0	0
team					3						
TOTALS	200	24-48	6-14	2-3	29	13	13	17	5	5	56
		(.500)	(.429)	(.667)							

UW	MP	FG	3P	FT	R	F	A	TO	B	S	TP
Linton*	16	2-4	0-1	0-0	1	0	2	0	1	0	4
Kowske*	36	7-9	0-0	0-1	14	2	1	1	0	1	14
Vershaw*	31	2-8	1-1	1-2	6	2	2	6	1	1	6
Kelley*	38	3-4	0-1	1-1	4	1	6	0	0	6	7
Boone*	19	0-7	0-3	2-2	5	0	6	0	0	1	2
Bryant	28	7-12	7-11	0-1	3	3	0	1	0	2	21
Duany	12	4-11	4-11	0-0	2	0	0	0	0	1	12
Wills	12	0-5	0-0	0-0	2	1	0	0	0	0	0
Penney	6	0-3	0-1	0-0	0	0	0	0	0	1	0
Davis	2	0-0	0-0	0-0	0	0	1	0	0	0	0
team					0						
TOTALS	200	25-63	12-29	4-7	37	9	18	8	2	13	66
		(.397)	(.414)	(.571)							

SCORING BY HALVES

Fresno State	34	22	56
Wisconsin	30	36	66

(8) UW 66 • (1) Arizona 59

**March 18, 2000 • Salt Lake City, Utah
Huntsman Center (13,857)**

Four Badgers scored in double figures and Wisconsin forced 17 turnovers to upset top-seeded and fourth-ranked Arizona 66-59 in the second round of the 2000 NCAA Tournament in Salt Lake City, Utah. Andy Kowske registered 10 points and 12 rebounds and limited Wildcat center Michael Wright to just four field goal attempts in 37 minutes. Mark Vershaw had 15 points for the UW, while Maurice Linton added 14 and Jon Bryant 12. Gilbert Arenas had a game-high 21 points for the Wildcats, who shot just .392 from the field, including .263 from 3-point range. Arizona scored first for a 2-0 lead, but never led after that. The UW put together a 28-23 advantage at the half and steamrolled to a 50-33 edge with 8:07 remaining to play. The Wildcats chipped away but never cut their deficit to fewer than five points. Wisconsin shot .489 from the floor and made 17-20 from the free throw line. UW's Mike Kelley added eight points, four assists, no turnovers and five steals in 26 minutes of play.

UW	MP	FG	3P	FT	R	F	A	TO	B	S	TP
Duany*	16	1-5	0-3	0-0	0	2	0	2	0	1	2
Kowske*	37	5-9	0-0	0-0	12	1	0	1	1	0	10
Vershaw*	33	6-8	1-1	2-2	2	2	4	2	3	2	15
Bryant*	31	4-8	3-7	1-2	1	5	0	0	0	0	12
Kelley*	26	2-5	0-1	4-5	0	4	4	0	1	5	8
Linton	20	3-4	1-1	7-8	3	2	0	3	1	0	14
Davis	16	1-1	0-0	1-1	3	1	0	2	0	0	3
Boone	11	0-4	0-2	2-2	3	3	1	1	0	2	2
Wills	8	0-1	0-0	0-0	1	2	1	1	0	0	0
Penney	2	0-0	0-0	0-0	0	0	0	0	0	0	0
team					1						
TOTALS	200	22-45	5-15	17-20	26	22	10	13	6	10	66
		(.489)	(.333)	(.850)							

ARIZ	MP	FG	3P	FT	R	F	A	TO	B	S	TP
Walton*	24	0-3	0-1	1-2	5	2	2	5	0	0	1
Wessel*	30	3-5	0-0	0-3	6	3	1	5	0	0	6
Wright*	37	1-4	0-0	0-0	9	1	1	0	0	1	2
Arenas*	37	7-18	1-5	6-7	5	4	5	1	1	1	21
Gardner*	32	3-11	1-7	3-6	4	1	2	2	0	3	10
Anderson	24	4-5	2-3	2-2	3	4	0	1	3	2	12
Jefferson	16	2-5	1-3	2-2	1	4	1	3	0	1	7
team					4						
TOTALS	200	20-51	5-19	14-22	37	19	12	17	4	8	59
		(.392)	(.263)	(.636)							

SCORING BY HALVES

Wisconsin	28	38	66
Arizona	23	36	59

(8) UW 61 • (4) LSU 48

**March 23, 2000 • Albuquerque, N.M.
University Arena (16,004)**

Wisconsin put on one of its best defensive performances of the Dick Bennett era in a 61-48 victory over fourth-seeded LSU in the West Regional semi-finals at The Pit in Albuquerque, N.M. Jon Bryant paced the Badgers with 16 points, while Stromile Swift and Jabari Smith each had 12 points for the Tigers. Wisconsin's suffocating defense forced 23 LSU turnovers and held the Tigers to .362 field goal shooting. Trailing 14-11 with five minutes left in the first half, the Badgers went on a 25-4 run over the next 12 minutes to gain a commanding 36-18 lead. The Tigers committed 10 turnovers during that stretch. Wisconsin extended its lead to 47-29 before settling for a 13-point win. The Badgers shot only .382 from the field, but committed just nine turnovers and registered 11 steals, including five from Mike Kelley. It was LSU's lowest offensive output of the season.

UW	MP	FG	3P	FT	R	F	A	TO	B	S	TP
Linton*	25	4-8	0-0	0-0	3	2	0	1	0	2	8
Vershaw*	30	2-8	1-2	2-2	5	3	3	2	0	1	7
Kowske*	31	3-5	0-0	2-2	4	3	0	1	1	1	8
Bryant*	32	6-14	3-9	1-2	3	1	4	0	0	0	16
Kelley*	35	1-2	0-0	1-2	4	3	5	3	0	5	3
Penney	12	2-6	1-4	0-0	2	0	0	0	0	0	5
Boone	10	0-1	0-0	5-8	3	1	2	1	0	0	5
Duany	9	1-3	1-3	0-0	1	0	0	0	0	0	3
Wills	9	1-6	0-1	0-0	2	4	0	0	0	1	2
Davis	5	0-1	0-0	2-2	0	0	1	1	0	0	2
Swartz	2	1-1	0-0	0-0	0	0	0	0	0	0	2
Faust	1	0-0	0-0	0-0	0	0	0	0	0	0	0
team					3						
TOTALS	200	21-55	6-19	13-18	30	17	15	9	1	11	61
		(.382)	(.316)	(.722)							

LSU	MP	FG	3P	FT	R	F	A	TO	B	S	TP
Beshara*	33	2-7	1-5	0-0	8	2	2	3	0	3	5
Swift*	37	3-5	1-1	5-7	10	2	2	3	0	1	12
Smith*	33	5-12	1-3	1-1	7	3	0	3	2	0	12
Bright*	26	1-7	0-6	2-2	2	4	0	5	0	1	4
Roland*	28	2-7	0-2	1-2	4	2	2	4	0	0	5
Temple	17	1-3	1-3	0-0	3	1	0	3	0	0	3
Williams	17	3-4	1-1	0-0	2	4	0	1	0	2	7
Dupree	5	0-1	0-0	0-0	0	0	0	1	0	0	0
Bridgewater	4	0-1	0-0	0-0	0	0	0	0	0	0	0
team					4						
TOTALS	200	17-47	5-21	9-12	40	18	6	23	2	7	48
		(.362)	(.238)	(.750)							

SCORING BY HALVES

Wisconsin	22	39	61
LSU	14	34	48

(8) UW 64 • (6) Purdue 60

**March 25, 2000 • Albuquerque, N.M.
University Arena (16,004)**

Wisconsin advanced to the Final Four for the second time in school history with a hard-fought, 64-60, victory over Big Ten-rival and sixth-seeded Purdue in the West Regional final at The Pit in Albuquerque, N.M. Jon Bryant made five 3-point field goals and scored a game-high 18 points on his way to West Regional Most Outstanding Player honors. Andy Kowske added 14 points and eight rebounds and was named, along with Mike Kelley, to the West Regional all-tournament team. Brian Cardinal and Carson Cunningham, also named to the all-tournament team, had 13 points apiece for the Boilermakers. Wisconsin battled its way to a 31-28 halftime lead on 57-percent field goal shooting. Bryant scored the Badgers' first nine points on three 3-pointers. The second half was a see-saw battle that resulted in a 52-52 tie with 5:23 remaining to play. Wisconsin, however, then went on an 8-1 run over the next four minutes for a 60-53 lead with 1:08 left. A Cunningham 3-pointer with 11.5 seconds left made it 63-60 Wisconsin. The Badgers added a free throw for the final tally.

UW	MP	FG	3P	FT	R	F	A	TO	B	S	TP
Linton*	23	2-3	1-2	0-0	1	3	2	3	0	0	5
Kowske*	27	6-10	0-0	2-2	8	4	0	2	0	0	14
Vershaw*	30	2-9	0-2	3-6	7	1	3	1	0	1	7
Bryant*	35	6-12	5-9	1-2	2	1	1	1	0	1	18
Kelley*	36	2-3	0-0	1-4	1	2	5	1	0	1	5
Boone	16	3-6	0-0	6-10	2	2	2	1	1	2	12
Wills	16	0-1	0-0	0-0	5	3	0	2	0	0	0
Duany	8	1-2	1-2	0-0	3	3	1	2	0	1	3
Davis	6	0-0	0-0	0-0	1	2	0	1	0	0	0
Penney	3	0-1	0-1	0-0	0	0	0	1	0	0	0
team					5						
TOTALS	200	22-47	7-16	13-24	35	21	14	15	1	6	64
		(.468)	(.438)	(.542)							

PUR	MP	FG	3P	FT	R	F	A	TO	B	S	TP
Robinson*	36	4-10	0-0	4-5	1	3	4	3	0	0	12
McQuay*	31	4-5	0-0	2-3	12	3	0	0	2	0	10
Cardinal*	27	4-8	2-4	3-5	4	4	1	2	0	1	13
Cornell*	32	1-9	1-7	0-2	2	4	1	1	1	1	3
Cunningham*31	4-12	3-8	2-2	2	2	2	2	4	0	1	13
Lewis	18	3-5	1-2	0-0	5	2	1	0	0	0	7
Smith	15	0-3	0-2	0-0	1	1	1	1	0	0	0
Kerkhof	7	0-0	0-0	0-0	0	2	0	1	0	1	0
Allison	3	1-1	0-0	0-0	0	0	0	1	0	0	2
Lowe	1	0-0	0-0	0-0	0	0	0	0	0	0	0
team					6						
TOTALS	200	21-53	7-23	11-17	33	21	10	13	3	4	60
		(.396)	(.304)	(.647)							

SCORING BY HALVES

Wisconsin	31	33	64
Purdue	28	32	60

(1) Michigan State 53 • (8) UW 41

**April 1, 2000 • Indianapolis, Ind.
RCA Dome (43,116)**

Wisconsin's magical run to the Final Four ended with a 53-41 semifinal loss to season-long nemesis and eventual national champion Michigan State at the RCA Dome in Indianapolis. Roy Boone scored 18 points but he was the only Badger to tally more than six points in the game. Morris Peterson paced the Spartans with 20 points. Wisconsin trailed just 19-17 at the half, with both teams struggling offensively. Wisconsin shot 29 percent from the floor and Michigan State made just 25 percent of its shots. The Spartans, however, opened the second half on a 13-2 run to open a 32-19 lead with 13:25 left in the second period. Wisconsin never cut the deficit to fewer than 10 points again. The Badgers forced 14 Spartan turnovers, but were out-rebounded 42-20. Wisconsin shot .349 from the field compared to .348 for the Spartans. It was the fourth time during the 1999-2000 season that Michigan State defeated the Badgers.

UW	MP	FG	3P	FT	R	F	A	TO	B	S	TP
Kowske*	20	1-2	0-0	0-2	0	4	0	0	4	0	2
Kelley*	30	1-2	0-1	0-0	7	3	3	0	0	2	2
Vershaw*	31	2-11	0-1	1-1	2	3	3	1	0	0	5
Bryant*	27	1-5	0-3	0-0	1	3	1	2	0	0	2
Boone*	25	6-9	1-1	5-6	3	2	0	5	0	0	18
Wills	19	1-4	0-1	0-0	1	2	0	0	0	0	2
Penney	14	2-3	2-3	0-0	2	0	0	0	0	0	6
Duany	11	0-2	0-1	0-0	0	0	0	1	0	0	0
Davis	10	1-1	1-1	1-2	2	2	1	0	0	0	4
Linton	10	0-4	0-1	0-0	1	0	0	2	0	0	0
Faust	1	0-0	0-0	0-0	0	0	0	0	0	0	0
Smith	1	0-0	0-0	0-0	0	0	0	0	0	0	0
Swartz	1	0-0	0-0	0-0	0	0	0	0	0	0	0
team					1						
TOTALS	200	15-43	4-13	7-11	20	19	8	11	4	2	41
		(.349)	(.308)	(.636)							

MSU	MP	FG	3P	FT	R	F	A	TO	B	S	TP
Hutson*	32	3-7	0-0	4-5	10	2	0	3	0	0	10
Peterson*	33	7-15	2-8	4-4	7	3	0	1	0	1	20
Granger*	32	0-3	0-1	1-2	7	4	1	3	0	0	1
Cleaves*	36	1-7	0-0	9-11	4	3	1	4	0	2	11
Bell*	30	2-9	0-3	0-0	8	2	2	2	0	0	4
Anagnonye	12	1-1	0-0	0-0	2	2	0	1	0	0	2
Richardson	10	0-0	0-0	0-0	0	1	0	0	0	0	0
Chappell	9	2-4	0-2	1-1	0	1	0	0	2	0	5
Ballinger	3	0-0	0-0	0-0	1	0	0	0	1	0	0
Thomas	3	0-0	0-0	0-0	0	0	0	0	0	0	0
team					3						
TOTALS	200	16-46	2-14	19-23	42	18	4	14	3	3	53
		(.348)	(.143)	(.826)							

SCORING BY HALVES

Wisconsin	17	24	41
Michigan State	19	34	53

2001

(11) Georgia State 50 • (6) UW 49

March 15, 2001 • Boise, Idaho
BSU Pavilion (10,216)

Wisconsin let a 13-point, second-half lead slip away and Georgia State scored the game-winning basket with just 12 seconds left to play as the Badgers dropped a 50-49 decision in the first round of the West Regional in Boise, Idaho. The UW moved out to a 30-19 halftime advantage and increased that edge to 32-19 early in the second half. But Georgia State went on a 23-10 run to tie the game at 42-42 with 7:11 left. Wisconsin led 49-44 with 1:00 remaining, but the Panthers scored six points in the final minute for the victory. Wisconsin's Mark Vershaw led all scorers with 19 points and teammate Andy Kowske added 11 points. Kevin Morris paced Georgia State with 18 points. Wisconsin limited the Panthers to .377 field goal shooting, including .217 from 3-point range. The Badgers, however, shot only .395 from the floor, including .250 from beyond the arc.

UW	MP	FG	3P	FT	R	F	A	TO	B	S	TP
Kowske*	34	3-3	0-0	5-6	4	2	0	1	0	1	11
Vershaw*	36	6-16	0-2	7-11	5	2	1	1	0	1	19
Penney*	25	2-5	1-3	0-1	6	0	1	4	0	0	5
Kelley*	38	0-4	0-3	0-0	4	4	0	2	0	1	0
Boone*	26	2-6	0-1	0-0	4	3	1	1	0	1	4
Davis	16	2-5	0-1	0-0	3	1	1	3	0	1	4
Bower	15	2-3	2-2	0-0	0	2	0	0	0	0	6
Wills	6	0-0	0-0	0-2	3	1	0	0	0	1	0
Linton	4	0-1	0-0	0-0	1	0	0	0	0	0	0
team					2						
TOTALS 200	17-43	3-12	12-20	32 15	4 12	0 6	49	(.395)	(.250)	(.600)	

GA. ST.	MP	FG	3P	FT	R	F	A	TO	B	S	TP
Campbell*	34	1-3	0-0	3-4	11	5	2	1	0	2	5
Terrell*	40	1-10	1-6	0-0	9	3	1	1	0	0	3
Cooper*	38	4-9	2-5	1-1	4	3	2	3	0	1	11
Morris*	39	8-16	2-8	0-1	2	0	3	1	1	3	18
Long*	38	6-15	0-4	1-2	3	4	0	5	0	1	13
McIntosh	5	0-0	0-0	0-0	0	0	0	0	0	0	0
Davis	3	0-0	0-0	0-0	1	1	0	1	0	0	0
Gunsby	2	0-0	0-0	0-0	0	0	1	0	0	0	0
Gilchrist	1	0-0	0-0	0-0	0	0	0	0	0	0	0
Patton	1	0-0	0-0	0-0	0	0	0	0	0	0	0
team					3						
TOTALS 200	20-53	5-23	5-8	33 16	9 12	1 7	50	(.377)	(.217)	(.625)	

SCORING BY HALVES

Georgia State	19	31	50
Wisconsin	30	19	49

2002

(8) UW 80 • (9) St. John's 70

March 15, 2002 • Washington, D.C.
MCI Center (18,770)

Eighth-seeded Wisconsin defeated No. 9 St. John's 80-70 in the first round of the 2002 NCAA Tournament at the MCI Center in Washington, D.C. The Badgers used a 12-0 run to turn a 28-26 deficit into a 38-28 lead with 16 seconds left in the first half. The UW never trailed again. Wisconsin shot 9-15 from 3-point range and made 29 free throws compared to 15 for St. John's. Kirk Penney led five UW scorers in double figures with 19 points, while Freddie Owens chipped in 18 points off the bench. The Red Storm's Marcus Hatten led all scorers with 28 points though he shot only 12-33 from the field and 3-13 from 3-point range.

SJU	MP	FG	3P	FT	R	F	A	TO	B	S	TP
Glover*	32	4-6	1-3	8-9	5	5	0	2	1	0	17
Emanuel*	25	4-9	3-7	2-2	3	3	3	3	0	0	13
King*	30	2-2	0-0	4-5	4	5	1	0	0	0	8
Hatten*	39	12-33	3-13	1-3	6	4	1	1	0	2	28
Stanley*	29	0-0	0-0	0-0	4	5	3	1	0	2	0
Fordham	21	0-0	0-0	0-0	4	2	2	3	0	0	0
Cuffe	15	1-5	0-1	0-0	2	3	1	2	0	0	2
Keita	9	1-1	0-0	0-0	1	1	0	1	0	0	2
Johnson	0+	0-0	0-0	0-0	1	0	0	0	0	0	0
Scheiman	0+	0-0	0-0	0-0	0	0	0	0	0	0	0
team					3						
TOTALS 200	24-56	7-24	15-19	33 29	11 13	1 4	70	(.429)	(.292)	(.789)	

UW	MP	FG	3P	FT	R	F	A	TO	B	S	TP
Wills*	28	3-7	1-2	3-4	9	3	0	3	0	0	10
Mader*	13	0-1	0-0	0-0	0	3	1	0	0	1	13
Davis*	28	2-3	1-1	4-5	2	4	5	0	0	1	9
Penney*	37	5-10	3-5	6-8	5	3	4	3	0	0	19
Harris*	38	4-9	2-5	4-8	4	3	2	2	0	3	14
Owens	28	5-8	2-2	6-8	2	2	2	1	0	2	18
Wilkinson	28	2-6	0-0	6-7	3	0	0	0	0	1	10
Buchanan	0+	0-0	0-0	0-0	0	0	0	0	0	0	0
Hanson	0+	0-0	0-0	0-0	0	0	0	0	0	0	0
Plank	0+	0-0	0-0	0-0	0	0	0	0	0	0	0
Ukawuba	0+	0-0	0-0	0-0	0	0	0	0	0	0	0
team					4						
TOTALS 200	21-44	9-15	29-40	29 18	14 9	0 8	80	(.477)	(.600)	(.725)	

SCORING BY HALVES

St. John's	31	39	70
Wisconsin	38	42	80

(1) Maryland 87 • (8) UW 57

**March 17, 2002 • Washington, D.C.
MCI Center (18,789)**

No. 1 seed Maryland defeated eighth-seeded Wisconsin 87-57 in the second round of the 2002 NCAA Tournament at the MCI Center in Washington, D.C. Maryland, the eventual national champion, opened the second half with a 17-3 run that blew open an eight-point halftime lead. The Badgers had led 23-19 with 6:16 left in the first half but the Terps scored 19 of the final 26 points in the stanza. UW senior Charlie Wills, who set a school record by playing in his 129th career game, paced the Badgers with 17 points while classmate Travon Davis added 15. Maryland's Juan Dixon led all scorers with 29 points.

UW	MP	FG	3P	FT	R	F	A	TO	B	S	TP
Harris*	30	3-9	1-4	0-0	1	2	0	3	2	0	7
Wills*	29	6-12	2-4	3-6	6	3	1	2	0	1	17
Mader*	25	1-6	0-0	0-0	8	3	4	2	2	0	2
Davis*	34	5-7	1-1	4-5	4	2	3	2	0	0	15
Penney*	37	3-14	0-6	3-3	4	0	1	2	0	2	9
Wilkinson	27	3-5	1-2	0-0	4	4	2	1	0	2	7
Owens	15	0-4	0-1	0-0	1	3	0	2	0	1	0
Hanson	3	0-2	0-1	0-0	0	2	0	0	0	0	0
team											4
TOTALS	200	21-59	5-19	10-14	32	19	11	14	4	6	57
		(.356)	(.263)	(.714)							

MARY	MP	FG	3P	FT	R	F	A	TO	B	S	TP
Mouton*	25	0-4	0-0	2-2	7	1	1	3	0	1	2
Wilcox*	26	9-13	0-0	0-1	7	0	1	1	1	1	18
Baxter*	28	5-6	0-0	6-7	7	3	3	1	4	2	16
Dixon*	36	10-19	4-7	5-6	5	1	3	1	0	2	29
Blake*	30	1-4	1-3	0-0	2	3	4	1	0	1	3
Nicholas	20	3-7	2-4	0-0	2	1	2	0	0	1	8
Holden	13	1-2	1-2	2-2	1	2	1	1	0	0	5
Randle	10	2-4	0-0	0-0	4	3	0	1	0	0	4
McCall	5	0-0	0-0	0-0	0	0	0	0	0	0	0
Collins	3	1-2	0-0	0-0	0	0	0	0	0	1	2
Badu	2	0-0	0-0	0-0	0	0	2	1	0	0	0
Grinnon	2	0-1	0-0	0-0	2	0	0	0	0	0	0
team											4
TOTALS	200	32-62	8-16	15-18	41	14	17	10	5	9	87
		(.516)	(.500)	(.833)							

SCORING BY HALVES

Wisconsin	30	27	57
Maryland	38	49	87

2003

(5) UW 81 • (12) Weber St. 74

**March 20, 2003 • Spokane, Wash.
Spokane Arena (11,171)**

Led by a terrific all-around game from senior Kirk Penney, fifth-seeded Wisconsin defeated No. 12-seed Weber State, 81-74, in the first round of the 2003 NCAA Tournament in Spokane, Wash. Penney scored 21 points and added nine rebounds and five assists while playing all 40 minutes. The Badgers used a 9-0 run to end the half with a 41-26 lead. Wisconsin maintained that advantage most of the second half, leading 70-56 with just over three minutes left. Weber State's Jermaine Boyette scored 10 of his 25 points in the final 42 seconds but WSU could get no closer than five points down the stretch.

WEBER	MP	FG	3P	FT	R	F	A	TO	B	S	TP
Sparrow*	29	5-8	2-5	0-0	4	5	1	2	0	0	12
Ocokoljic*	35	10-21	3-5	3-4	14	4	2	2	0	0	26
Bachmann*12	1-2	0-0	0-1	0	2	1	0	0	0	0	0
Boyette*	39	9-21	1-4	6-10	5	2	2	1	0	1	25
Hamilton*	33	1-8	1-6	0-0	4	2	2	2	0	1	3
Danley	20	1-4	0-0	0-0	8	3	0	2	0	0	2
Barton	19	2-6	0-4	0-0	3	4	1	1	0	1	4
Morrison	8	0-1	0-0	0-0	1	0	0	0	0	0	1
Carter	5	0-0	0-0	0-0	0	0	0	0	0	0	0
Eyre	0+	0-0	0-0	0-0	0	0	0	0	0	0	0
team											4
TOTALS	200	29-71	7-24	9-15	43	20	9	10	0	4	74
		(.408)	(.292)	(.600)							

UW	MP	FG	3P	FT	R	F	A	TO	B	S	TP
Harris*	40	3-6	2-4	6-8	4	1	5	0	1	5	14
Tucker*	22	5-6	0-0	1-2	7	3	2	3	0	0	11
Wilkinson*38	5-10	0-2	5-9	9	3	2	3	1	1	1	15
Penney*	40	9-17	3-7	0-1	9	1	5	2	0	1	21
Owens*	21	3-11	1-3	0-0	0	1	1	0	0	0	7
Wade	25	2-3	0-0	1-2	1	4	1	0	0	0	5
Helmigk	11	3-4	0-0	0-0	1	3	0	1	0	0	6
Hanson	3	1-1	0-0	0-0	1	0	0	0	0	0	2
team											2
TOTALS	200	31-58	6-16	13-22	34	16	16	9	2	7	81
		(.534)	(.375)	(.591)							

SCORING BY HALVES

Weber State	26	48	74
Wisconsin	41	40	81

(5) UW 61 • (13) Tulsa 60

**March 22, 2003 • Spokane, Wash.
Spokane Arena (11,271)**

Freddie Owens hit a 3-pointer with one second left to cap the greatest comeback in UW history and give Wisconsin a 61-60 win over Tulsa in the second round of the 2003 NCAA Tournament in Spokane, Wash. The Badgers trailed 58-45 with 3:36 remaining before outscoring Tulsa 16-2 the rest of the way. A Devin Harris 3-pointer started an 11-0 UW run that pulled Wisconsin within two with 1:16 left. The teams traded baskets before the Badgers forced Tulsa into a shot clock violation with 12 seconds left. Harris then brought the ball upcourt, came off a high pick, drove to the middle of the lane and found a wide-open Owens on the left baseline. Owens' shot hit nothing but net and gave Wisconsin its first lead since 4:02 remained in the first half.

TULSA	MP	FG	3P	FT	R	F	A	TO	B	S	TP
Davis*	34	4-7	0-0	1-1	9	4	1	3	1	0	9
Johnson*	30	11-18	1-3	0-0	9	3	2	0	1	0	23
Swanson*	38	3-12	0-5	0-0	5	0	4	1	0	0	6
Glenn*	36	0-2	0-0	0-0	6	4	2	3	0	0	0
Parker*	40	6-15	2-3	3-3	2	2	3	2	0	1	17
Ledoux	14	1-2	0-0	0-0	5	1	0	1	1	0	2
Collins	6	0-1	0-0	0-0	0	1	0	0	0	0	0
Price	2	1-2	0-0	1-1	0	1	0	0	0	0	3
team											5
TOTALS	200	26-59	3-11	5-5	41	16	12	11	3	1	60
		(.441)	(.273)	(1.000)							

UW	MP	FG	3P	FT	R	F	A	TO	B	S	TP
Harris*	38	5-11	2-7	0-1	4	2	3	1	1	2	12
Tucker*	40	3-9	1-3	3-5	6	2	0	1	1	0	10
Wilkinson*	33	7-11	1-2	3-3	8	2	0	1	0	2	18
Penney*	35	2-12	0-5	2-4	5	1	4	2	0	1	6
Owens*	24	2-6	2-4	1-2	0	1	4	0	0	0	7
Wade	21	3-7	0-1	2-2	3	1	0	0	1	0	8
Helmigk	7	0-1	0-0	0-0	1	1	1	0	0	0	0
Hanson	2	0-0	0-0	0-0	0	1	0	0	0	0	0
team											5
TOTALS	200	22-57	6-22	11-17	32	11	12	5	3	5	61
		(.386)	(.273)	(.647)							

SCORING BY HALVES

Tulsa	32	28	60
Wisconsin	25	36	61

(1) Kentucky 63 • (5) UW 57

**March 27, 2003 • Minneapolis, Minn.
HHH Metrodome (28,168)**

Playing in front of a very friendly 28,168 fans in Minneapolis, Wisconsin nearly upset the No. 1 team in the country, Kentucky, in the "Sweet 16" of the 2003 NCAA Tournament. The Badgers trailed by just one point after a Mike Wilkinson lay-up with 1:33 left in the game. UK scored seven of the last nine points, however, to thwart the upset bid. In his final game as a Badger, Kirk Penney scored 20 points, including 5-7 shooting from 3-point range. The game was close throughout as neither team led by more than seven points (UW 15-8 at the 11:19 mark of the first half and UK 62-55 with 11 seconds left).

UW	MP	FG	3P	FT	R	F	A	TO	B	S	TP
Harris*	36	6-9	1-2	2-3	3	4	4	4	0	3	15
Tucker*	36	1-4	0-1	2-2	7	3	0	2	0	1	4
Wilkinson*	35	4-11	1-5	4-7	3	5	1	2	0	2	13
Penney*	40	6-12	5-7	3-4	6	2	3	4	0	0	20
Owens*	27	1-8	0-5	0-0	2	2	0	1	0	0	2
Wade	18	1-1	1-1	0-0	2	0	1	2	0	1	3
Mader	5	0-0	0-0	0-0	1	4	0	0	1	0	0
Helmigk	3	0-0	0-0	0-0	0	0	0	0	0	0	0
team											2
TOTALS	200	19-45	8-21	11-16	26	20	9	15	1	7	57
		(.422)	(.381)	(.688)							

UK	MP	FG	3P	FT	R	F	A	TO	B	S	TP
Daniels*	32	2-3	0-0	5-6	6	1	2	3	0	0	9
Estill*	32	12-18	0-0	4-10	6	3	0	1	1	0	28
Hayes*	28	2-5	0-0	0-0	7	2	0	2	1	3	4
Bogans*	15	2-6	1-2	0-0	2	0	1	1	1	1	5
Fitch*	31	3-7	0-1	1-2	1	2	1	2	0	0	7
Hawkins	28	1-4	0-1	2-2	1	3	2	3	1	4	4
Barbour	15	0-2	0-0	2-2	2	0	1	1	0	1	2
Camara	10	2-2	0-0	0-2	3	3	1	0	0	0	4
Azubuike	9	0-2	0-1	0-0	0	3	1	1	0	1	0
team											4
TOTALS	200	24-49	1-5	14-24	33	17	9	14	4	10	63
		(.490)	(.200)	(.583)							

SCORING BY HALVES

Wisconsin	28	29	57
Kentucky	32	31	63

2004

(6) UW 76 • (11) Richmond 64

**March 19, 2004 • Milwaukee, Wis.
Bradley Center (18,866)**

Trailing by 13 points with 13:16 to play in the game, Wisconsin went on one of the great runs in school history. The Badgers outscored Richmond 36-8 the rest of the way, at one point scoring on 19 straight possessions. Included in those 19 possessions were five 3-pointers. After a Mike Wilkinson jumper, the Badgers hit three consecutive 3-pointers (Wilkinson, Devin Harris and Boo Wade) to cut Richmond's lead to four. After a Spider bucket, four UW free throws cut the lead to two. Clayton Hanson then hit a 3-pointer to give the Badgers their first lead since midway through the first half. Richmond answered but Wilkinson's trey with 7:15 remaining began a 14-0 UW run that put the game away.

RICH	MP	FG	3P	FT	R	F	A	TO	B	S	TP
Scott*	26	4-11	1-2	3-4	7	4	4	2	0	1	12
Skrocki*	34	4-14	2-7	2-4	0	2	4	3	0	2	12
Steeberge*14	2-3	0-0	1-3	4	2	0	0	0	1	5	
Dobbins*	34	4-7	0-0	1-2	5	1	4	3	0	2	9
Brown*	28	3-5	3-4	0-0	2	2	1	2	0	1	9
Bucknor	24	3-4	1-2	0-0	3	3	2	1	0	1	7
Moliva	13	1-3	0-0	0-0	2	2	0	1	0	0	2
Zwayer	13	3-4	0-0	0-0	1	1	0	2	1	0	6
O'Malley	7	0-0	0-0	0-0	1	1	0	0	2	0	0
Merritt	6	1-3	0-1	0-0	0	1	2	0	0	0	2
Thomas	1	0-0	0-0	0-0	0	0	0	0	0	0	0
team											4
TOTALS 200	25-54	7-16	7-13	29	19	17	14	3	8	64	
	(.463)	(.438)	(.538)								

UW	MP	FG	3P	FT	R	F	A	TO	B	S	TP
Wilkinson*35	5-10	2-3	6-8	5	1	2	1	2	1	18	
Mader*	7	0-1	0-0	0-0	2	2	0	0	0	0	
Wade*	37	6-9	1-3	3-3	3	2	4	5	0	2	16
Owens*	25	4-8	1-3	1-2	0	0	1	0	0	1	10
Harris*	36	2-6	1-4	6-8	3	4	6	2	0	2	11
Morley	25	4-8	0-0	1-1	9	1	0	1	1	1	9
Hanson	19	2-5	2-4	1-2	2	0	0	0	0	0	7
Nixon	12	2-3	1-1	0-0	2	0	1	0	0	0	5
Ukawuba	3	0-1	0-0	0-0	0	1	0	0	0	0	0
Taylor	1	0-0	0-0	0-0	0	0	0	0	0	0	0
team											3
TOTALS 200	25-51	8-18	18-24	29	11	14	9	3	7	76	
	(.490)	(.444)	(.750)								

SCORING BY HALVES

Richmond	32	32	64
Wisconsin	25	51	76

(3) Pittsburgh 59 • (6) UW 55

**March 21, 2004 • Milwaukee, Wis.
Bradley Center (18,866)**

In a game that included 10 ties and 11 lead changes, Pittsburgh scored seven of the final 10 points to hold on for a 59-55 win and advance to the 2004 "Sweet 16." Neither team led by more than seven points. Mike Wilkinson hit a pair of free throws with 3:03 remaining to tie the game for the 10th and final time. After a Pittsburgh turnover, Devin Harris missed a 3-pointer. Pitt's Carl Krauser then made a jumper for a two-point lead. UW got two cracks at the other end, with Boo Wade and Harris both missing jumpers. Krauser missed on Pitt's next possession but Jaron Brown grabbed an offensive rebound and was fouled. He hit both free throws. Wade hit a trey for UW with 21 seconds left to cut the lead to one. After a pair of free throws by Krauser, Pitt denied the Badgers a look at a 3-pointer and when Zach Morley's jumper rimmed out, the Panthers had the win.

UW	MP	FG	3P	FT	R	F	A	TO	B	S	TP
Wilkinson*39	2-8	0-0	5-5	6	3	0	2	2	2	9	
Mader*	10	0-2	0-0	1-2	1	3	0	1	0	0	1
Wade*	32	3-8	1-2	2-2	4	4	1	1	0	0	9
Owens*	10	0-2	0-0	0-0	1	2	0	0	1	0	0
Harris*	38	7-14	5-10	2-2	7	2	4	6	0	0	21
Hanson	30	1-4	1-4	0-2	3	4	2	1	0	1	3
Morley	30	4-9	1-2	3-4	9	1	2	2	0	1	12
Nixon	10	0-0	0-0	0-0	0	1	0	0	0	0	0
Ukawuba	1	0-1	0-0	0-0	0	0	0	0	0	0	0
team											0
TOTALS 200	17-48	8-18	13-17	31	20	9	13	3	4	55	
	(.354)	(.444)	(.765)								

PITT	MP	FG	3P	FT	R	F	A	TO	B	S	TP
Troutman*34	3-7	0-1	3-3	14	1	2	1	2	1	9	
Taft*	29	4-8	0-0	0-0	4	4	1	0	0	0	8
Page*	36	5-15	2-4	0-0	4	2	1	2	0	2	12
Brown*	37	2-7	0-1	4-5	6	3	2	2	0	1	8
Krauser*	39	4-14	0-3	8-10	8	4	3	3	0	2	16
McCarrroll	17	3-7	0-1	0-1	2	1	1	0	1	0	6
Graves	5	0-1	0-0	0-0	1	2	0	0	0	1	0
Demetris	3	0-0	0-0	0-0	0	0	0	0	0	0	0
team											1
TOTALS 200	21-59	2-10	15-19	40	17	10	9	3	7	59	
	(.356)	(.200)	(.789)								

SCORING BY HALVES

Wisconsin	26	29	55
Pittsburgh	26	33	59

2005

(6) UW 57 • (11) Northern Iowa 52

**March 18, 2005 • Oklahoma City, Okla.
Ford Center (18,567)**

No. 6 seed Wisconsin got a combined 31 points from point guards Sharif Chambliss and Kamron Taylor as they held off a pesky Northern Iowa (No. 11 seed) team to win 57-52 in the first round of the 2005 NCAA Tournament in Oklahoma City. The Badgers never trailed in the game and led by as many as 16 points in the first half. With 4:08 remaining in the game, UNI's Chris Foster hit a 3-pointer to cut UW's lead to 51-48. Northern Iowa would not score again until four seconds remained, and Taylor hit a jumper in the final minute to give the Badgers some breathing room. Wisconsin's first 15 points came off 3-pointers, and 11 of UW's 20 field goals were treys.

UNI	MP	FG	3P	FT	R	F	A	TO	B	S	TP
Stout*	35	3-7	0-1	2-2	8	1	1	0	1	1	8
Coleman*	33	4-8	0-0	0-2	10	3	1	1	1	1	8
Crawford*	37	6-14	0-5	1-1	10	3	1	1	0	1	13
Jacobson*	38	8-18	3-7	1-3	3	1	3	4	0	0	20
Foster*	24	1-4	1-2	0-0	1	3	1	2	0	0	3
Little	12	0-0	0-0	0-0	0	2	0	0	0	0	0
McKowen	11	0-2	0-2	0-0	0	2	1	0	0	1	0
Godfred	5	0-0	0-0	0-0	0	0	0	0	0	0	0
Schmidt	5	0-0	0-0	0-0	0	0	0	0	0	0	0
team					3						
TOTALS	200	22-53	4-17	4-8	35	15	8	8	2	4	52
		(.415)	(.235)	(.500)							

UW	MP	FG	3P	FT	R	F	A	TO	B	S	TP
Tucker*	35	2-8	0-3	2-2	5	1	2	3	0	0	6
Wilkinson*	32	3-6	1-3	0-2	11	1	3	2	0	0	7
Morley*	28	0-3	0-1	0-0	4	4	6	1	1	1	0
Chambliss*	26	5-11	5-10	0-0	3	1	0	1	0	1	15
Hanson*	30	2-5	2-3	0-0	3	1	1	0	0	0	6
Taylor	20	5-9	2-5	4-6	0	1	2	1	0	1	16
Nixon	10	1-2	1-1	0-0	1	0	0	0	1	0	3
Helmigk	8	2-3	0-0	0-0	0	2	0	0	0	0	4
Butch	6	0-0	0-0	0-0	0	2	0	0	0	0	0
Flowers	5	0-1	0-0	0-0	1	0	0	0	0	0	0
team					2						
TOTALS	200	20-48	11-26	6-10	30	13	14	8	2	3	57
		(.417)	(.423)	(.600)							

SCORING BY HALVES

Northern Iowa	22	30	52
Wisconsin	30	27	57

(6) UW 71 • (14) Bucknell 62

**March 20, 2005 • Oklahoma City, Okla.
Ford Center (18,567)**

Behind 55 points and 24 rebounds from its starting frontcourt, Wisconsin defeated No. 14 seed Bucknell 71-62 in Oklahoma City. The Badgers, who led by as many as 13 points in the first half, trailed for the first time in the game when Bucknell's Donald Brown scored to make it 44-43 with 10:20 remaining. Two minutes later, Zach Morley scored off a tip-in to give UW a lead it would never relinquish. That started a 17-5 UW run. Mike Wilkinson and Alando Tucker combined for 13 points during that run.

BUCK	MP	FG	3P	FT	R	F	A	TO	B	S	TP
Mastropaolo*	16	0-1	0-0	0-0	0	4	0	2	0	0	0
Lee*	34	4-13	0-3	0-0	7	5	1	1	0	2	8
McNaughton*	31	10-14	0-1	3-4	4	2	1	2	1	1	23
Badmus*	32	1-2	1-1	2-2	2	3	4	2	0	0	5
Bettencourt*	31	1-9	1-6	0-0	2	4	6	3	0	0	3
Niesz	20	1-1	0-0	3-3	4	2	0	0	1	0	5
Brown	17	3-6	0-0	0-0	4	2	0	0	0	0	6
Griffin	12	2-3	2-3	3-3	1	2	1	0	0	1	9
Clark	4	0-0	0-0	0-0	0	0	0	0	0	0	0
McClymont	3	0-0	0-0	0-2	2	0	0	0	0	0	0
Mack	0+	0-0	0-0	0-0	0	0	0	0	0	0	0
Morrison	0+	0-0	0-0	0-0	1	0	0	0	0	0	0
Thomas	0+	1-1	1-1	0-0	0	0	0	0	0	0	3
TEAM					2						
TOTALS	200	23-50	5-15	11-14	29	24	13	10	2	4	62
		(.460)	(.333)	(.786)							

UW	MP	FG	3P	FT	R	F	A	TO	B	S	TP
Tucker*	36	1-6	0-1	15-18	7	0	3	2	0	0	17
Morley*	30	6-7	3-4	0-0	8	3	1	1	1	0	15
Wilkinson*	38	9-15	0-0	5-7	9	2	1	1	1	3	23
Chambliss*	24	2-6	1-4	0-0	1	3	4	0	0	0	5
Hanson*	33	2-5	2-4	2-4	0	1	1	0	0	0	8
Taylor	28	1-6	1-4	0-0	0	1	3	2	0	1	3
Nixon	4	0-0	0-0	0-0	0	1	0	1	0	0	0
Butch	3	0-1	0-0	0-0	0	0	0	0	0	0	0
Flowers	2	0-0	0-0	0-0	0	0	0	0	0	0	0
Helmigk	2	0-0	0-0	0-0	0	1	1	0	0	0	0
Bronson	0+	0-0	0-0	0-0	0	0	0	0	0	0	0
Chappell	0+	0-0	0-0	0-0	0	0	0	0	0	0	0
Stiemsma	0+	0-0	0-0	0-0	0	0	0	0	0	0	0
team					5						
TOTALS	200	21-46	7-17	22-29	30	12	14	7	1	5	71
		(.457)	(.412)	(.759)							

SCORING BY HALVES

Bucknell	29	33	62
Wisconsin	35	36	71

(6) UW 65 • (10) NC State 56

**March 25, 2005 • Syracuse, N.Y.
Carrier Dome (30,713)**

Wisconsin overcame a nine-point halftime deficit to defeat 10th-seeded NC State in the Sweet 16 in Syracuse, N.Y. The Badgers opened the second half with a 13-4 run, making three 3-pointers after not hitting one in the first half. After Engin Astur gave NC State a 37-34 lead, UW went on a 13-0 run with Alando Tucker scoring 10 of those points. NC State never got closer than four points the rest of the way. After shooting just .389 from the field in the first half, the Badgers were 14-of-24 (.583) in the second stanza.

NC ST.	MP	FG	3P	FT	R	F	A	TO	B	S	TP
Hodge*	36	4-16	0-2	6-8	5	3	5	3	0	2	14
Brackman*14		0-1	0-0	0-0	2	5	0	2	1	0	0
Evtimov*	38	2-10	2-7	2-2	4	4	3	5	0	3	8
Bennerman*31		4-6	2-3	0-1	3	3	1	0	0	0	10
Atsur*	40	6-12	4-8	0-0	0	4	3	0	0	4	16
Collins	19	1-1	1-1	0-0	2	2	0	2	1	0	3
Grant	11	1-3	0-1	0-0	0	3	0	1	0	0	2
Simmons	9	1-1	0-0	1-2	1	1	0	0	3	0	3
Bethel	2	0-0	0-0	0-0	0	0	0	0	0	0	0
team											4
TOTALS 200	19-50	9-22	9-13	21	25	12	13	5	9	56	
	(.380)	(.409)	(.692)								

UW	MP	FG	3P	FT	R	F	A	TO	B	S	TP
Tucker*	39	9-17	0-2	4-6	1	1	1	3	0	1	22
Morley*	35	3-5	0-0	4-5	8	3	2	2	0	1	10
Wilkinson*31		5-8	0-0	7-8	5	3	1	5	0	0	17
Chambliss*30		2-4	2-4	1-2	7	0	1	3	0	0	7
Hanson*	32	2-5	2-4	0-0	3	1	2	0	0	0	6
Taylor	11	0-2	0-0	1-2	3	0	0	1	0	0	1
Nixon	8	0-0	0-0	0-0	2	0	0	0	0	0	0
Chappell	6	0-0	0-0	0-0	1	1	0	2	0	0	0
Helmigk	5	0-1	0-0	2-2	1	1	0	2	0	0	2
Butch	3	0-0	0-0	0-0	0	2	0	0	0	0	0
team											6
TOTALS 200	21-42	4-10	19-25	35	14	7	18	0	2	65	
	(.500)	(.400)	(.760)								

SCORING BY HALVES

N.C. State	30	26	56
Wisconsin	21	44	65

(1) North Carolina 88 • (6) UW 82

**March 25, 2005 • Syracuse, N.Y.
Carrier Dome (30,123)**

In an exciting, down-to-the-wire game, Wisconsin fell to No. 1 seed and eventual national champion North Carolina, 88-82, in the Syracuse Regional Final. After trailing most of the first half, UW went on an 11-0 run to go into halftime tied at 44-44. Alando Tucker scored the first five points of the second half to give Wisconsin a 49-44 lead with 17:42 left. UNC then unleashed a 14-0 run to open up a nine-point lead. The Badgers would not go away, though, three times cutting the Tar Heel lead to one point. UW trailed by three after Kammron Taylor hit a 3-pointer with 56 seconds left but North Carolina made 7-of-8 free throws down the stretch to advance to the Final Four. Wisconsin's Alando Tucker and Clayton Hanson were both named to the Syracuse Regional All-Tournament team.

UW	MP	FG	3P	FT	R	F	A	TO	B	S	TP
Tucker*	33	9-17	0-4	7-9	2	4	2	0	0	1	25
Morley*	20	0-1	0-0	0-0	3	3	3	2	0	1	0
Wilkinson*39		5-11	1-2	0-0	7	4	5	3	0	2	11
Chambliss*26		3-7	3-6	0-0	3	2	4	2	0	0	9
Hanson*	32	5-8	5-8	0-0	2	0	1	1	0	1	15
Taylor	28	6-12	2-3	4-4	3	2	1	2	0	0	18
Nixon	6	1-2	0-0	0-0	1	2	0	1	0	0	2
Flowers	5	0-1	0-1	0-0	2	0	0	0	0	0	0
Butch	4	0-0	0-0	0-0	1	0	0	0	0	0	0
Helmigk	4	0-1	0-0	0-0	1	0	1	0	0	0	0
Stiemsma	3	1-1	0-0	0-0	0	0	0	0	0	0	2
team											4
TOTALS 200	30-61	11-24	11-13	29	17	17	12	0	5	82	
	(.492)	(.458)	(.846)								

UNC	MP	FG	3P	FT	R	F	A	TO	B	S	TP
J. Williams*21		3-6	0-3	0-0	2	0	1	0	1	0	6
McCants*31		8-17	3-6	2-4	4	2	4	0	1	0	21
May*	34	13-19	0-0	3-4	12	2	2	1	2	0	29
Felton*	33	5-11	1-5	6-6	5	2	7	3	1	0	17
Manuel*	27	2-2	0-0	0-0	2	3	1	1	0	3	4
M. Williams21		1-6	0-1	4-4	3	2	1	1	0	2	6
Noel	16	1-2	0-0	0-0	3	3	1	1	0	0	2
Scott	15	1-1	1-1	0-0	0	1	1	2	0	0	3
Thomas	2	0-0	0-0	0-0	0	0	1	0	0	0	0
team											2
TOTALS 200	34-64	5-16	15-18	33	15	19	9	5	5	88	
	(.531)	(.313)	(.833)								

SCORING BY HALVES

Wisconsin	44	38	82
North Carolina	44	44	88

2006

(8) Arizona 94 • (9) UW 75

**March 17, 2006 • Philadelphia, Pa.
Wachovia Center (19,990)**

The ninth-seeded Wisconsin Badgers fell behind early, 24-8, and never recovered in a 94-75 loss to No. 8-seed Arizona in a first-round NCAA Tournament game at the Wachovia Center. UW got 19 points from Alando Tucker, 12 points from Kammron Taylor and 11 points from Michael Flowers. Arizona's Hassan Adams led all scorers with 21 points. The Wildcats shot a season-high 59.3 percent from the field, made 50 percent (5 of 10) of their 3-point attempts and connected on 19 of 23 (82.6 percent) free throw tries. Arizona also held a 36-27 rebounding advantage, totaled nine steals and committed only nine turnovers. Wisconsin knocked down 10 3-pointers, including six in the second half, but couldn't get within single digits of the Wildcats.

UW	MP	FG	3P	FT	R	F	A	TO	B	S	TP
Butch*	19	1-4	0-2	4-4	1	5	2	0	0	1	6
Tucker*	37	5-15	1-1	8-14	4	0	2	2	0	1	19
Chappell*	19	4-6	0-0	0-0	2	3	1	2	0	0	8
Nixon*	22	2-4	2-3	0-0	5	1	2	0	1	0	6
Taylor*	31	4-11	4-7	0-0	0	0	4	3	0	1	12
Flowers	29	4-8	2-4	1-1	2	2	4	2	1	1	11
Krabbenhoft ²⁵	3-6	1-2	2-3	4	2	4	1	0	0	0	9
Gullikson	14	2-4	0-0	0-0	2	3	0	0	1	0	4
Bronson	2	0-0	0-0	0-0	0	1	0	0	0	0	0
Barry	1	0-0	0-0	0-0	0	0	0	0	0	0	0
Cain	1	0-0	0-0	0-0	0	0	0	0	0	0	0
team											7
Totals	200	25-58	10-20	15-22	27	17	19	10	3	4	75

(.431) (.500) (.682)

ARIZ	MP	FG	3P	FT	R	F	A	TO	B	S	TP
Williams*	29	3-10	1-3	3-3	7	2	2	1	2	3	10
Radenovic* ³⁴	8-12	0-1	2-2	7	3	2	3	1	0	0	18
Walters*	16	2-2	0-0	2-2	2	4	0	1	1	2	6
Shakur*	37	6-13	3-5	2-4	5	1	9	2	1	2	17
Adams*	23	10-14	0-0	1-2	2	3	3	0	0	1	21
Brielmaier ²⁵	3-3	0-0	4-4	8	2	0	0	0	0	0	10
Dillon	15	0-1	0-0	2-2	0	1	2	0	0	0	2
Rodgers	13	2-2	1-1	3-4	2	2	0	1	0	1	8
Onobun	5	0-1	0-0	0-0	2	1	0	1	1	0	0
Bagga	1	1-1	0-0	0-0	0	0	0	0	0	0	2
Prince	1	0-0	0-0	0-0	0	0	0	0	0	0	0
Tangara	1	0-0	0-0	0-0	1	0	1	0	0	0	0
team											0
Totals	200	35-59	5-10	19-23	36	19	19	9	6	9	94

(.593) (.500) (.826)

SCORING BY HALVES

Wisconsin	34	41	75
Arizona	46	48	94

2007

(2) UW 76 • (15) Texas AM-C.C. 63

**March 16, 2007 • Chicago, Ill.
United Center (18,237)**

No. 2 seed Wisconsin overcame a slow start, scoring 57 points in the second half, to knock off 15th-seeded Texas A&M-Corpus Christi at the United Center. The Islanders jumped out to a 10-0 lead and led by as many as 18 points in the first half. TAMU-CC still held a 12-point lead with 14:41 left in the game before UW started its decisive rally. The Badgers scored 48 points in the final 14-plus minutes with Kammron Taylor scoring all 24 of his points during that stretch. At one point, Taylor scored 14 straight points for UW. He led all scorers while Alando Tucker chipped in with 23.

UW	MP	FG	3P	FT	R	F	A	TO	B	S	TP
Landry*	23	2-3	0-0	3-4	7	3	0	0	1	2	7
Tucker*	35	6-17	2-4	9-10	5	4	1	0	0	0	23
Chappell*	11	0-1	0-0	0-0	2	4	1	1	0	2	0
Flowers*	20	1-4	0-2	2-3	6	3	1	2	1	1	4
Taylor*	38	7-15	3-8	7-9	1	0	3	2	0	2	24
Bohannon ²⁶	3-8	2-5	2-2	0	2	3	1	1	1	1	10
Krabbenhoft ¹⁹	2-2	0-0	0-0	2	2	1	1	0	0	0	4
Stiemsma ¹⁷	1-3	0-0	2-2	6	3	3	1	1	0	0	3
Hughes	8	0-1	0-1	0-0	2	0	0	1	0	0	0
Bronson	1	0-0	0-0	0-0	0	0	0	0	0	0	0
Cain	1	0-0	0-0	0-0	0	0	0	0	0	0	0
Gullikson	1	0-1	0-0	0-0	0	0	0	0	0	0	0
team											3
Totals	200	22-55	7-20	25-30	21	21	13	10	4	8	76

(.400) (.350) (.833)

TAM-CC	MP	FG	3P	FT	R	F	A	TO	B	S	TP
Menifee*	24	2-4	0-1	0-2	4	4	4	1	1	0	4
Engelken*	19	2-2	0-0	2-2	1	3	2	1	0	0	6
Daniels*	34	7-14	1-3	5-6	9	3	0	4	4	1	20
Ervin*	29	2-4	1-1	0-0	5	2	3	4	0	0	5
Mitchell*	30	3-8	3-4	2-4	3	5	7	4	0	2	11
Smith	22	1-3	0-0	2-2	6	4	0	3	0	1	4
Washington ²⁰	2-5	1-2	2-4	1	2	0	0	0	0	0	7
Johnson	10	1-3	0-0	2-3	0	1	0	0	0	0	4
Slatnick	8	0-3	0-1	2-2	1	1	0	0	0	0	2
Nelson	4	0-0	0-0	0-0	0	1	0	0	0	1	0
team											4
Totals	200	20-46	6-12	17-25	34	26	16	17	5	5	63

(.435) (.500) (.680)

SCORING BY HALVES

Texas A&M-C.C.	27	36	63
Wisconsin	19	57	76

(7) UNLV 74 • (2) UW 68

March 18, 2007 • Chicago, Ill.
United Center (20,916)

Wisconsin's record-setting season came to a close with a 74-68 loss to No. 7 seed UNLV. The Badgers again started slowly, only to rally in the second half. UW trailed by as many as 13 points but used a 16-2 run to take a 53-48 lead with 8:19 left in the game. UNLV's Kevin Kruger got hot after that, though, scoring 12 points in a span of 4:27 to lead UNLV to the win. Kammron Taylor again led all scorers with 24 points, including 19 in the second half. UNLV's Wendell White finished with 22 points as the Runnin' Rebels connected on 10-of-20 3-pointers.

UW	MP	FG	3P	FT	R	F	A	TO	B	S	TP
Landry*	27	2-6	0-1	0-0	3	3	2	2	1	2	4
Tucker*	39	4-11	1-6	8-13	7	1	3	0	0	1	17
Chappell*	18	2-3	0-0	0-0	2	1	1	0	0	1	4
Flowers*	19	3-5	0-1	3-4	3	5	3	2	0	1	9
Taylor*	36	6-16	3-10	9-9	2	2	2	3	0	0	24
Bohannon	30	3-6	1-3	0-0	6	2	1	1	0	1	7
Krabbenhof	16	0-3	0-0	0-0	4	5	1	0	0	0	0
Stiemsma	8	1-1	0-0	1-1	1	2	1	0	0	0	3
Hughes	7	0-0	0-0	0-0	0	0	0	0	0	0	0
Gullikson	1	0-1	0-0	0-0	0	0	0	0	0	0	0
team					3						
Totals	200	21-51	5-21	21-27	31	21	14	8	0	6	68
		(.412)	(.238)	(.778)							

UNLV	MP	FG	3P	FT	R	F	A	TO	B	S	TP
Essengue*	29	3-6	0-0	3-3	9	4	0	3	0	1	9
Adams*	27	3-10	3-6	0-0	2	2	0	1	0	1	9
Kruger*	37	4-10	4-9	4-5	6	0	7	0	1	0	16
Umeh*	37	2-6	1-3	2-2	7	4	3	2	0	0	7
White*	29	8-12	0-0	6-6	3	2	1	1	1	1	22
Terry	13	2-3	1-1	1-4	0	3	1	1	0	0	6
Anthony	11	1-3	0-0	0-0	2	3	1	1	0	0	6
Darger	9	1-2	1-1	0-0	0	3	0	0	0	0	3
Bailey	3	0-0	0-0	0-0	0	1	0	0	0	0	0
Lawrence	3	0-0	0-0	0-0	1	0	0	0	0	0	0
Rougeau	2	0-0	0-0	0-0	0	0	0	0	0	0	0
team					3						
Totals	200	24-52	10-20	16-20	33	22	14	8	2	3	74
		(.462)	(.500)	(.800)							

SCORING BY HALVES

UNLV	39	35	74
Wisconsin	27	41	68

2008

(3) UW 71 • (14) Cal St. Fullerton 56

March 20, 2008 • Omaha, Neb.
Qwest Center (17,162)

As a No. 3 seed, Wisconsin opened up the 2008 NCAA Tournament with a 71-56 win over 14th-seeded Cal State Fullerton behind double-digit scoring from Brian Butch (14), Joe Krabbenhof (13) and Jason Bohannon (13). The Titans gave the Badgers a good fight in the first half, entering the locker room only trailing 30-28. Wisconsin opened up the second half with a little run, and by the 10-minute mark, was up 52-40. The Badgers out-rebounded the Titans 50-27 and held them to only 36 percent shooting even though Josh Akognon scored a game-high 31 points. UW tied the school record of 30 wins set in 2007.

UW	MP	FG	3P	FT	R	F	A	TO	B	S	TP
Landry*	34	3-11	0-1	2-2	12	1	1	1	2	1	8
Krabbenhof*	31	5-7	1-1	2-2	9	2	0	5	2	0	13
Butch*	29	7-14	0-1	0-3	9	0	1	3	1	0	14
Hughes*	23	2-6	0-3	4-7	2	3	4	3	0	4	8
Flowers*	39	3-10	1-5	2-3	6	3	4	2	0	2	9
Bohannon	33	2-7	1-5	8-8	3	0	2	1	0	0	13
Stiemsma	8	3-4	0-0	0-0	4	2	1	1	2	1	6
Bronson	1	0-0	0-0	0-0	1	0	0	0	0	0	0
Jarmusz	1	0-0	0-0	0-0	1	0	0	0	0	0	0
Leuer	1	0-0	0-0	0-0	0	0	0	0	0	0	0
team					3				1		
Totals	200	25-59	3-16	18-25	50	11	13	17	7	8	71
		(.424)	(.188)	(.720)							

CSF	MP	FG	3P	FT	R	F	A	TO	B	S	TP
Cutley*	35	3-9	1-2	2-4	3	2	2	4	0	0	9
Robinson*	23	5-11	1-2	0-0	3	5	2	2	0	0	11
Morgan*	25	1-3	0-0	0-0	2	4	0	2	0	0	2
Akognon*	37	11-23	5-12	4-5	8	2	0	3	0	3	31
Reed*	27	1-3	0-0	1-4	2	4	3	0	0	3	3
Crenshaw	17	0-3	0-3	0-0	0	2	0	1	0	0	0
Lassiter	16	0-3	0-2	0-0	0	2	0	1	0	2	0
Green	15	0-2	0-0	0-0	2	2	0	0	0	1	0
Alexander	4	0-1	0-0	0-0	0	2	0	1	0	0	0
Lima	1	0-0	0-0	0-0	0	0	0	0	0	0	0
team					7						
Totals	200	21-58	7-21	7-13	27	25	7	14	0	9	56
		(.362)	(.333)	(.538)							

SCORING BY HALVES

Cal State Fullerton	28	28	56
Wisconsin	30	41	71

(3) UW 72 • (11) Kansas State 55

**March 22, 2008 • Omaha, Neb.
Qwest Center (17,162)**

Wisconsin advanced to the Sweet Sixteen for the fourth time in school history as it defeated the No. 11 seed Kansas State in the second round. Trevon Hughes matched a career-high 25 points, while Greg Stiemsma scored a career-high 14 points and grabbed seven rebounds as he shut down KSU freshman phenom Michael Beasley in the second half and the Badgers set a program record with their 31st win. Michael Flowers quietly tallied 15 points and the Badger defense held the Wildcats without a 3-pointer (0-13) for the first time in 348 games.

UW	MP	FG	3P	FT	R	F	A	TO	B	S	TP
Landry*	24	0-0	0-0	2-4	0	3	2	2	0	1	2
Krabbenhoft*31	1-5	0-2	0-0	5	3	0	1	0	0	0	2
Butch*	23	3-7	1-3	2-4	4	3	0	0	0	0	9
Hughes*	36	8-14	4-9	5-8	2	3	3	1	0	1	25
Flowers*	33	5-6	3-3	2-2	5	3	4	5	0	1	15
Bohannon32	1-4	1-4	2-3	1	0	1	1	0	0	0	5
Stiemsma	14	6-9	0-0	2-3	7	3	0	0	0	0	14
Jarmusz	3	0-1	0-1	0-0	0	0	0	0	0	0	0
Bronson	1	0-0	0-0	0-0	0	0	0	0	0	0	0
Leuer	1	0-0	0-0	0-0	0	0	0	0	0	0	0
Nankivil	1	0-0	0-0	0-0	0	0	0	0	0	0	0
Valentyn	1	0-0	0-0	0-0	0	0	0	0	0	0	0
team					2						
Totals	200	24-46	9-22	15-24	26	18	10	10	0	3	72
		(.522)	(.409)	(.625)							

KSU	MP	FG	3P	FT	R	F	A	TO	B	S	TP
Walker*	28	7-11	0-2	4-4	6	5	0	2	0	0	18
Sutton*	11	0-1	0-1	2-2	2	2	0	0	1	0	2
Beasley*	37	8-19	0-4	7-7	13	3	0	3	0	2	23
Young*	27	2-4	0-1	0-0	3	2	0	1	0	0	4
Stewart*	32	0-4	0-1	0-0	2	1	2	3	0	1	0
Pullen	22	2-7	0-3	0-2	0	4	1	0	0	0	4
Kent	13	1-3	0-1	0-0	2	2	1	2	0	0	2
Anderson	11	1-2	0-0	0-1	1	2	0	2	0	0	2
Brown	10	0-0	0-0	0-0	1	1	0	0	0	1	0
Gilbert	4	0-1	0-0	0-0	0	1	0	0	0	0	0
Colon	3	0-1	0-0	0-0	1	0	0	0	0	0	0
Franklin	1	0-0	0-0	0-0	0	0	0	0	0	0	0
Merriewether1	0-0	0-0	0-0	0-0	0	0	0	0	0	0	0
team					5						
Totals	200	21-53	0-13	13-16	36	23	4	13	1	4	55
		(.396)	(.000)	(.813)							

SCORING BY HALVES

Kansas State	33	22	55
Wisconsin	39	33	72

(10) Davidson 73 • (3) UW 56

**March 28, 2008 • Detroit, Mich.
Ford Field (57,028)**

Wisconsin's season came to an end with a 73-56 loss to No. 10 seed Davidson in the Midwest Regional Semifinal. Hot shooting led to a 36-36 tie at halftime. Davidson bested UW early, connecting on 8-of-14 threes compared to Wisconsin's 7-of-17 shooting from long range in the first half. The Badgers were unable to keep up the scoring pace in the second half as Davidson steadily pulled away and outscored UW 37-to-20 after intermission. Wisconsin shot just 23.8 percent in the second half, while Davidson connected on 44.4 percent of their tries. The Wildcats were led by sophomore All-American Stephen Curry - who had 33 points on 11-of-22 shooting - and senior Jason Richards (11 points, 13 assists and zero turnovers). Michael Flowers paced the Badgers with 12 points and six rebounds.

UW	MP	FG	3P	FT	R	F	A	TO	B	S	TP
Landry*	31	1-4	0-1	5-6	6	3	1	1	0	0	7
Krabbenhoft*35	4-5	1-4	1-2	3	2	2	3	0	0	0	10
Butch*	29	4-9	2-6	1-4	2	1	1	2	0	0	11
Hughes*	12	0-3	0-2	0-0	2	0	0	0	0	0	0
Flowers*	40	4-14	3-9	1-1	6	2	2	2	0	1	12
Bohannon34	3-8	2-4	3-4	2	2	3	1	1	1	1	11
Stiemsma	16	1-3	0-0	3-4	5	3	0	2	2	0	5
Jarmusz	2	0-0	0-0	0-0	0	0	0	0	0	0	0
Bronson	1	0-0	0-0	0-0	0	0	0	1	0	0	0
Leuer	0+	0-0	0-0	0-0	0	0	0	0	0	0	0
Nankivil	0+	0-0	0-0	0-0	0	0	0	0	0	0	0
team					5						
TOTALS	200	17-46	8-23	14-21	31	13	9	12	3	2	56
		(.412)	(.238)	(.778)							

DAVID	MP	FG	3P	FT	R	F	A	TO	B	S	TP
Sander*	25	2-2	0-0	0-1	2	3	0	0	0	0	4
Lovedale*	23	5-5	0-0	2-3	4	3	0	2	0	0	12
Richards*	39	4-13	3-8	0-0	3	2	13	0	0	1	11
Gosselin*	24	1-3	0-1	2-2	6	3	1	1	0	2	4
Curry*	37	11-22	6-11	5-5	3	4	4	2	0	4	33
Rossiter	20	0-0	0-0	0-0	2	2	0	0	0	0	0
Meno	11	0-1	0-0	0-0	3	1	0	0	0	1	0
Barr	10	2-5	2-3	0-0	2	1	0	0	0	0	6
Archambault	8	1-2	1-1	0-1	0	0	0	0	0	1	3
Civi	1	0-0	0-0	0-0	0	0	0	0	0	0	0
McKillip	1	0-0	0-0	0-0	0	0	0	0	0	0	0
Nelms	1	0-0	0-0	0-0	0	0	0	0	0	0	0
Schmitt	0+	0-0	0-0	0-0	0	0	0	0	0	0	0
team					3						
TOTALS	200	26-53	12-24	9-12	28	19	18	7	0	9	73
		(.491)	(.500)	(.750)							

SCORING BY HALVES

Davidson	36	37	73
Wisconsin	36	20	56

2009

(12) UW 61 • (5) Florida State 59 - OT

March 20, 2009 • Boise, Idaho
Taco Bell Arena (12,194)

Wisconsin advanced to the second round of the 2009 NCAA Tournament with a thrilling overtime victory against Florida State as Trévon Hughes knocked down the game-winning shot. The Badgers had to rally back from a 31-19 halftime deficit. Wisconsin regained its focus during the break and scored the first 13 points after intermission to quickly seize a 32-31 lead just five minutes into the second half. Hughes helped UW erase a nine-point Seminole lead with a 3-pointer to tie the game at 46-46 with 3:12 remaining. The game would see-saw back and forth until FSU's Toney Douglas hit two free throws to send the game into overtime at 52-52. Jason Bohannon set the tone on the first possession of OT with his fourth 3-pointer of the night. FSU would not go away, grabbing a 59-58 lead in the final minute. After a Douglas missed trey, the stage was set for Hughes' heroics. The point guard flipped in a remarkable twisting shot over two defenders and converted the three-point play to give the Badgers a 61-59 lead. With only seconds remaining, Hughes then stole the inbounds pass to secure a Badger victory.

UW	MP	FG	3P	FT	R	F	A	TO	B	S	TP
Landry*	31	5-10	0-4	0-0	3	4	0	2	0	0	10
Leuer*	16	0-7	0-4	0-0	3	0	0	2	0	0	0
Krabbenhoft* ³⁴	1-5	1-2	0-0	0-0	6	1	3	0	2	2	3
Hughes*	39	3-4	1-2	3-5	1	3	4	4	0	1	10
Bohannon* ³⁰	6-11	4-8	0-1	4	2	1	1	1	0	1	16
Jarmusz	25	1-4	1-3	2-2	2	1	0	0	0	0	5
Taylor	25	1-3	0-1	1-2	2	1	2	0	0	0	3
Nankivil	23	5-9	2-2	2-2	4	4	0	0	0	0	14
Wilson	2	0-1	0-1	0-0	0	0	0	0	0	0	0
team					2						
TOTALS	225	22-54	9-27	8-12	26	16	10	9	2	4	61
		(.407)	(.333)	(.667)							

FSU	MP	FG	3P	FT	R	F	A	TO	B	S	TP
Singleton* ⁴⁰⁻	4-8	2-4	2-2	3	2	1	0	0	2	2	12
Echefu*	18	0-2	0-2	0-0	3	3	0	2	0	0	0
Alabi*	20	3-4	0-0	0-0	4	1	0	1	1	0	6
Kitchen*	36	3-8	0-1	0-0	8	0	1	3	0	1	6
Douglas*	41	8-16	2-5	8-9	5	3	2	5	0	0	26
Demercy	22	0-0	0-0	1-2	0	2	2	0	0	1	1
Reid	20	0-0	0-0	2-2	1	1	0	1	1	1	2
Dulkys	9	0-3	0-1	0-0	2	3	0	1	1	0	0
Gibson	5	2-3	0-0	2-3	2	0	0	0	1	0	6
Louks	4	0-2	0-0	0-0	0	1	0	1	0	1	0
Hoff	0+	0-0	0-0	0-0	0	0	0	0	0	0	0
team					5						
TOTALS	225	20-46	4-13	15-18	33	16	6	15	4	6	59
		(.435)	(.308)	(.833)							

SCORING BY HALVES

Wisconsin	19	33	9	61
Florida State	31	21	7	59

(4) Xavier 60 • (12) UW 49

March 22, 2009 • Boise, Idaho
Taco Bell Arena (12,194)

After its thrilling opening-round game, Wisconsin ran out of gas in its second-round loss to fourth-seeded Xavier. The Badgers built a 27-25 halftime lead thanks to 10 points from Trévon Hughes on 8-of-8 shooting from the free throw line. The Badgers' momentum continued after intermission as Wisconsin opened up a 33-26 lead. Xavier would respond, quickly cutting the UW lead to 33-32. The Musketeers then went on an 8-4 run with just over seven minutes left to take a three-point lead at 40-37. Marcus Landry tried to regain the momentum for the Badgers as he threw down a dunk cutting the XU lead to only five at 44-39, but the Badgers would not be able to regain the lead en route to a 60-49 loss to the Musketeers. The Xavier bench out-scored UW's reserves by a 20-5 margin and the Badgers shot just 1-of-15 from 3-point range in the second half.

UW	MP	FG	3P	FT	R	F	A	TO	B	S	TP
Landry*	35	8-14	2-3	2-2	10	3	0	3	1	2	18
Leuer*	17	1-2	0-0	1-2	2	2	0	1	0	0	4
Krabbenhoft* ²¹	0-2	0-0	0-0	3	5	1	1	1	1	1	0
Hughes*	30	3-16	2-7	11-13	4	4	1	2	0	2	17
Bohannon* ³⁹	2-12	1-2	0-0	4	0	1	0	0	0	0	5
Jarmusz	20	1-1	0-0	0-0	0	3	0	0	0	0	3
Nankivil	20	1-8	1-2	0-0	3	2	0	0	0	0	2
Taylor	17	0-1	0-0	0-0	1	3	2	0	0	0	0
Wilson	1	0-0	0-0	0-0	1	1	0	0	0	0	0
team					2						
TOTALS	200	16-56	3-20	14-17	30	23	5	7	2	5	49
		(.286)	(.150)	(.692)							

XAVIER	MP	FG	3P	FT	R	F	A	TO	B	S	TP
Brown*	27	3-10	2-3	2-2	4	5	0	1	0	1	10
Anderson*	31	1-6	0-0	3-6	8	0	3	2	0	1	5
Love*	16	0-3	0-0	2-2	4	4	0	2	1	0	2
Raymond* ³⁴	4-11	2-7	5-6	4	1	2	2	0	0	0	15
Jackson*	31	2-5	1-2	3-4	5	3	3	2	1	1	8
Frease	18	3-3	0-0	1-4	4	2	1	2	2	0	7
Holloway	18	2-3	1-2	2-2	1	4	3	1	0	0	7
McLean	18	3-5	0-0	0-0	4	1	0	2	1	1	6
Redford	7	0-0	0-0	0-0	0	0	0	0	0	0	0
team					3						
TOTALS	200	18-46	6-14	18-26	37	20	12	14	5	4	60
		(.391)	(.429)	(.692)							

SCORING BY HALVES

Wisconsin	27	22	49
Xavier	25	35	60

2010

(4) UW 53 • (13) Wofford 49

**March 19, 2010 • Jacksonville, Fla.
Memorial Arena (10,657)**

Jon Leuer followed a game-winning jump shot with an even more critical steal on the other end, and the No. 4 seed Badgers eked out a 53-49 win over the 13th-seeded Terriers in the first round of the NCAA tournament. Leuer finished with 20 points, including two free throws with 4.2 seconds remaining that sealed the victory, and sent the Badgers into the second round for the fourth consecutive year. Trévon Hughes added 19 points for Wisconsin, including 12 of the team's first 21. After owning an eight-point halftime lead, Wofford stormed back to move ahead 38-37. With the game tied in the waning moments, Hughes kicked it out to Leuer for a corner jumper to put Wisconsin up 51-49 with 17 seconds remaining. Leuer would then tip the ball out of bounds off a Wofford player to give UW the ball back. Leuer's two free throws sealed the victory.

UW	MP	FG	3P	FT	R	F	A	TO	B	S	TP
Leuer*	40	8-16	0-2	4-4	8	2	1	2	0	1	20
Nankivil*	17	1-4	0-1	0-0	5	2	0	0	0	2	2
Hughes*	37	6-13	1-3	6-7	3	4	1	2	0	1	19
Taylor*	40	4-10	0-1	1-3	3	3	0	0	0	1	9
Bohannon*	40	0-4	0-1	0-0	6	2	1	1	0	0	0
Evans	10	1-4	0-1	1-4	1	1	0	1	0	0	3
Jarmusz	8	0-1	0-0	0-1	0	0	0	0	0	1	0
Bruesewitz	8	0-2	0-0	0-0	3	0	0	0	0	1	0
team					1						
TOTALS	200	20-54	1-9	12-19	30	14	3	4	0	7	53
		(.370)	(.111)	(.632)							

WOF	MP	FG	3P	FT	R	F	A	TO	B	S	TP
Diggs*	36	6-12	1-2	0-0	4	2	2	2	1	0	13
Johnson*	20	3-9	0-0	0-2	9	4	1	0	0	1	6
Dahlman*	36	3-6	0-0	4-6	5	1	0	1	0	0	10
Salters*	26	2-4	2-2	0-0	3	2	1	1	0	0	6
Loesing*	19	1-2	0-0	0-0	0	2	1	0	0	0	2
Rundles	26	3-8	0-1	0-1	5	1	1	0	0	0	6
Martin	21	2-4	0-0	1-2	5	1	1	0	1	0	5
Dawson	8	0-1	0-1	0-0	1	1	0	0	0	0	0
Giltner	6	0-1	0-1	1-2	1	0	0	0	0	0	1
Godzinski	2	0-1	0-0	0-0	2	1	0	0	0	0	0
team					2						
TOTALS	200	20-48	3-7	6-13	37	15	7	11	2	1	49
		(.417)	(.429)	(.462)							

SCORING BY HALVES

Wofford	19	30	49
Wisconsin	27	26	53

(12) Cornell 87 • (4) UW 69

**March 21, 2010 • Jacksonville, Fla.
Memorial Arena (10,657)**

A season filled with overcoming outside expectations ran into a Big Red buzzsaw in the second round of the 2010 NCAA Tournament. Despite 23 points from junior Jon Leuer, Wisconsin couldn't match Cornell's 61-percent shooting and fell, 87-69. The Badgers fell behind quickly, as Cornell raced out to an 11-1 lead just three minutes into the first half, and the Big Red's hot shooting never gave the Badgers a chance to fight their way back into it. Jason Bohannon and Leuer kept UW close early on, helping the Badgers cut a double-digit deficit to 24-21 with 7:01 to play. But Cornell buckled down on defense and then got hot again at the other end. In their final game as Badgers, seniors Jason Bohannon and Trévon Hughes finished with 18 and 10 points, respectively. The duo finished with 105 career wins, tying Wisconsin's all-time victories record. Ryan Evans also added 11 points off the bench. Louis Dale led Cornell with 26 points and Ryan Wittman added 24.

UW	MP	FG	3P	FT	R	F	A	TO	B	S	TP
Leuer*	38	8-12	2-3	5-8	4	0	0	0	1	0	23
Nankivil*	5	0-2	0-1	0-0	2	4	0	1	0	1	0
Hughes*	32	3-8	2-5	2-2	3	5	2	6	0	0	10
Taylor*	27	2-6	2-5	1-2	3	2	6	2	0	1	7
Bohannon*	40	7-15	2-10	2-2	1	1	1	1	0	2	18
Evans	27	4-5	0-0	3-3	6	3	3	0	0	2	11
Jarmusz	17	0-1	0-1	0-0	0	1	0	0	0	0	0
Bruesewitz	1	0-0	0-0	0-0	1	0	0	0	0	0	0
Wilson	8	0-0	0-0	0-0	0	0	0	0	0	0	0
Berggren	5	0-0	0-0	0-0	0	0	1	0	0	0	0
team					1						
TOTALS	200	24-49	8-25	13-17	21	16	13	10	1	6	69
		(.490)	(.320)	(.765)							

CORN	MP	FG	3P	FT	R	F	A	TO	B	S	TP
Wittman*	38	10-15	3-5	1-2	3	0	2	0	0	2	24
Jaques*	14	3-4	1-2	2-2	2	5	2	1	0	2	9
Foote*	33	4-4	0-0	4-6	7	2	4	3	0	1	12
Wroblewski*23	5-9	2-2	0-0	3	4	1	2	0	0	12	
Dale*	30	10-17	2-6	4-4	3	0	3	1	0	0	26
Reeves	22	0-1	0-0	0-0	1	1	0	1	0	2	0
Wire	13	0-0	0-0	0-0	6	1	1	0	0	1	0
Coury	12	1-2	0-0	0-0	2	0	0	0	0	0	4
Tyler	8	0-1	0-0	0-0	0	1	0	0	1	0	0
Peck	2	0-0	0-0	0-0	0	0	1	0	0	0	0
Asafo-Adjei	1	0-0	0-0	0-0	0	0	0	0	0	0	0
Groebe	1	0-0	0-0	0-0	0	0	0	0	0	0	0
Osgood	1	0-0	0-0	0-0	0	0	0	0	0	0	0
Reynolds	1	0-0	0-0	0-0	0	0	0	0	0	0	0
Wilkins	1	0-1	0-0	0-0	0	0	0	0	0	0	0
team					2						
TOTALS	200	33-54	8-15	13-16	29	14	14	8	1	8	87
		(.611)	(.533)	(.813)							

SCORING BY HALVES

Cornell	43	44	87
Wisconsin	31	38	69

2011

(4) UW 72 • (13) Belmont 58

March 17, 2011 • Tucson, Ariz.
McKale Center (10,293)

Senior Jon Leuer scored 17 of his 22 points in the second half and the No. 4 seed Badgers methodically dispatched 13th-seeded Belmont, 72-58, the Badgers' fifth-consecutive NCAA tournament-opening victory. Junior Jordan Taylor added 21 points, including 14 in the first half. Wisconsin made 12-of-22 3-pointers, led by Taylor's 5-of-9 mark from deep. Sophomore Mike Bruesewitz - who suffered a sprained knee during the Big Ten Tournament - played 29 minutes off the bench, posting eight points and a career-high nine rebounds. Belmont cut the Badgers' lead to 43-39 with 13:38 to play, but the Bruins never got any closer. A Bruesewitz 3-pointer started a 13-1 run over the next five minutes leading to a 56-40 Wisconsin lead and a runaway win.

UW	MP	FG	3P	FT	R	F	A	TO	B	S	TP
Jarmusz*	33	1-3	1-3	2-2	3	0	3	0	0	1	5
Leuer*	35	7-12	1-3	7-7	7	2	1	2	1	1	22
Nankivil*	23	1-2	1-2	2-2	3	4	0	0	1	0	5
Taylor*	39	5-13	5-9	6-8	2	3	6	3	0	0	21
Gasser*	18	0-1	0-0	1-2	0	3	2	3	0	0	1
Smith	1	0-0	0-0	0-0	0	0	0	0	0	1	0
Evans	12	1-3	0-0	2-4	3	1	0	0	0	0	4
Valentyn	2	0-0	0-0	0-0	0	1	0	0	0	0	0
Bruesewitz	28	3-4	2-3	0-0	9	1	1	4	0	0	8
Berggren	9	2-2	2-2	0-0	2	2	0	0	0	0	6
team											1
TOTALS	200	20-40	12-22	20-25	33	17	13	13	2	3	72
		(.500)	(.545)	(.800)							

BEL	MP	FG	3P	FT	R	F	A	TO	B	S	TP
House*	21	1-3	0-1	2-2	1	0	2	0	0	0	4
Noack*	13	0-0	0-0	0-0	2	2	0	0	0	0	0
Hedgepeth*	29	6-8	2-3	3-4	3	1	0	0	0	0	17
Hanlen*	19	1-7	1-4	2-4	1	3	2	1	0	2	5
Clark*	23	1-8	0-3	2-2	0	2	0	1	0	0	4
Jenkins	7	0-1	0-1	0-0	1	2	1	1	0	0	0
Johnson	24	4-8	0-3	5-5	3	4	4	0	0	2	13
Mann	12	0-0	0-0	0-0	2	0	0	1	0	0	0
Saunders	9	2-6	0-0	2-5	0	1	0	0	0	0	6
Barnes	2	0-1	0-0	0-0	1	0	1	0	0	0	0
Campbell	23	3-7	3-7	0-0	1	2	2	2	0	1	9
Baker	18	0-0	0-0	0-0	2	4	0	1	0	2	0
team											5
TOTALS	200	18-49	6-22	16-22	22	21	12	7	0	7	58
		(.367)	(.273)	(.727)							

SCORING BY HALVES

Belmont	27	31	58
Wisconsin	34	38	72

(4) UW 70 • (5) Kansas State 65

March 19, 2011 • Tucson, Ariz.
McKale Center (11,267)

Wisconsin advanced to the Sweet 16 for the fourth time under Bo Ryan with a 70-65 win over No. 5 seed Kansas State. UW jumped to a 36-30 halftime lead on the strength of 5-for-10 shooting from 3-point range. KSU would take a 55-49 lead with just over 8:00 remaining, but the Badgers battled back to tie the game at 61-61. Jordan Taylor, who overcame a 2-for-16 shooting night, came up big at crunch time, stealing a post-entry pass then assisting on Mike Bruesewitz's tie-breaking 3-pointer with 91 seconds left. After two Taylor free throws kept the Badgers ahead by three, 68-65, the junior guard then swatted Jacob Pullen's potential game-tying 3-point attempt with 3.5 seconds left to preserve the win. Jon Leuer led Wisconsin with 19 points, while Pullen led all scorers with 38 points.

UW	MP	FG	3P	FT	R	F	A	TO	B	S	TP
Jarmusz*	30	3-3	2-2	0-0	1	1	3	0	0	1	8
Leuer*	28	6-12	1-2	6-9	7	4	1	2	0	0	19
Nankivil*	20	2-6	1-4	0-0	1	4	0	1	1	0	5
Taylor*	40	2-16	2-6	6-6	4	2	6	0	1	1	12
Gasser*	36	3-4	1-2	4-4	7	2	0	1	0	2	11
Evans	5	1-3	0-0	0-0	1	0	0	0	0	0	2
Valentyn	5	0-0	0-0	0-0	0	0	1	0	0	0	0
Bruesewitz	29	3-4	2-3	3-4	6	2	0	1	0	0	11
Berggren	7	1-2	0-1	0-0	0	3	1	0	0	0	2
team											3
TOTALS	200	21-50	9-20	19-23	30	18	12	5	2	4	70
		(.420)	(.450)	(.826)							

KSU	MP	FG	3P	FT	R	F	A	TO	B	S	TP
Kelly*	38	5-12	0-0	1-4	9	4	0	1	0	0	11
Samuels*	32	4-6	0-1	0-0	9	4	1	0	0	3	8
Pullen*	32	13-22	6-8	6-8	2	4	2	3	0	0	38
Southwell*	18	0-2	0-0	0-0	4	2	1	2	0	0	0
McGruder*	32	0-2	0-2	3-4	3	2	2	0	0	0	3
Irving	5	0-0	0-0	0-0	0	1	0	0	0	0	0
Myles	2	0-0	0-0	1-2	0	0	0	0	0	0	1
Russell	7	0-1	0-0	0-0	1	3	0	1	0	0	0
Hen-Roberts	10	0-1	0-0	2-2	2	0	0	0	0	0	2
Spradling	24	0-2	0-1	2-2	0	2	1	1	0	0	2
TOTALS	200	22-48	6-12	15-22	32	22	7	8	0	3	65
		(.458)	(.500)	(.682)							

SCORING BY HALVES

Kansas State	30	35	65
Wisconsin	36	34	70

(8) Butler 61 • (4) UW 54

**March 24, 2011 • New Orleans, La.
New Orleans Arena (12,320)**

Wisconsin's 2011 season came to an end with a 61-54 Sweet 16 loss to No. 8 seed and eventual national runner-up Butler. Jordan Taylor scored 22 for UW (25-9), which shot just 30.4 percent (17 of 56) on the night. Jon Leuer had a streak of 40 consecutive games in double figures snapped when he finished with three points on 1-of-12 shooting. Butler rode a hot-shooting start to building a 33-24 halftime advantage. That lead would balloon to 20 points (47-27) with 11:32 remaining before the Badgers mounted a furious comeback. Seven straight points from Taylor jumpstarted the rally and a Josh Gasser layup with 2:15 left cut the deficit to single-digits. A pair of 3-pointers from Taylor would twice bring UW within four points with the last coming at 56-52 with 35 seconds left. However, Butler would knock down 5-of-6 free throws down the stretch to ice the win.

UW	MP	FG	3P	FT	R	F	A TO	B	S	TP
Jarmusz*	33	3-4	1-2	0-0	5	2	1 2	0 4	7	
Nankivil*	25	3-7	2-4	1-2	3	1	1 1	2 0	9	
Leuer*	33	1-12	1-6	0-0	6	5	2 2	1 0	3	
Taylor*	39	6-19	3-10	7-12	5	4	2 4	0 1	22	
Gasser*	33	2-5	0-2	2-2	2	2	2 1	0 1	6	
Brust	0+	0-0	0-0	0-0	0	0	0 0	0 0	0	
Smith	0+	0-0	0-0	0-0	0	0	0 0	0 0	0	
Evans	7	0-1	0-0	0-0	1	3	0 0	0 0	0	
Dukan	0+	0-0	0-0	0-0	0	0	0 0	0 0	0	
Valentyn	5	0-0	0-0	0-0	1	0	0 0	0 0	0	
Bruesewitz	22	2-6	0-4	3-3	4	3	1 1	0 1	7	
Wilson	0+	0-0	0-0	0-0	0	0	0 0	0 0	0	
Berggren	3	0-2	0-1	0-0	1	0	0 0	0 0	0	
Gavinski	0+	0-0	0-0	0-0	0	0	0 0	0 0	0	
team					3					
TOTALS	200	17-56	7-29	13-19	31	20	9 11	3 7	54	
		(.304)	(.241)	(.684)						

BUTLER	MP	FG	3P	FT	R	F	A TO	B	S	TP
Stigall*	33	1-5	1-5	0-0	4	2	1 1	0 1	3	
Howard*	37	4-8	3-5	9-10	12	1	0 2	0 2	20	
Smith*	24	3-4	0-0	2-5	6	0	1 1	0 1	8	
Mack*	27	4-13	0-5	5-7	2	4	1 5	1 1	13	
Vanzant*	32	4-8	1-2	1-2	2	4	4 2	0 2	10	
Hahn	10	0-1	0-1	0-0	0	0	0 1	0 0	0	
Fromm	0+	0-0	0-0	0-0	0	0	0 0	0 0	0	
Nored	19	0-3	0-0	0-0	2	4	0 1	0 0	0	
Anglin	0+	0-0	0-0	0-0	0	0	0 0	0 0	0	
Hopkins	0+	0-0	0-0	0-0	0	0	0 0	0 0	0	
Marshall	18	3-3	0-0	1-2	7	4	0 0	1 1	7	
Kampen	0+	0-0	0-0	0-0	0	0	0 0	0 0	0	
Butcher	0+	0-0	0-0	0-0	0	0	0 0	0 0	0	
team					2			1		
TOTALS	200	19-45	5-18	18-26	37	19	7 14	2 8	61	
		(.422)	(.278)	(.692)						

SCORING BY HALVES

Butler	33	28	61
Wisconsin	24	30	54

2012

(4) UW 73 • (13) Montana 49

**March 15, 2012 • Albuquerque, N.M.
The Pit (10,774)**

Jordan Taylor scored 17 points, dished out six assists and pulled down eight rebounds in the fourth-seeded Badgers' 73-49 rout of No. 13 seed Montana in the East Region. Ryan Evans led Wisconsin with 18 points and had eight boards, 14 of which came in the first half as the fourth-seeded Badgers built a double-digit lead that the Grizzlies couldn't erase. Wisconsin raced out to a 14-7 lead when Evans swished his first four shots, including a 3-pointer from the top of the key. Jared Berggren swatted away four shots in the first half and three more in the second, finishing with seven to set a Badgers record for blocks in an NCAA tournament game. Rob Wilson also added 10 points for the Badgers.

UW	MP	FG	3P	FT	R	F	A TO	B	S	TP
Evans*	30	6-8	1-1	5-6	8	0	1 5	0 0	18	
Bruesewitz*	21	3-5	2-3	0-0	4	4	2 1	1 0	8	
Berggren*	24	2-9	0-1	1-2	3	0	2 1	7 1	24	
Taylor*	36	6-10	3-5	2-2	8	1	6 0	0 2	17	
Gasser*	36	3-6	2-3	4-4	2	3	1 2	0 0	12	
Brust	14	1-3	1-2	0-0	2	3	1 0	0 0	3	
Smith	1	0-0	0-0	0-0	0	0	0 0	0 0	0	
Fahey	1	0-0	0-0	0-0	1	0	0 0	0 0	0	
Jackson	2	0-1	0-0	0-0	0	0	0 0	0 0	0	
Dukan	3	0-0	0-0	0-0	0	0	0 0	0 0	0	
Anderson	1	0-1	0-1	0-0	0	0	0 0	0 0	0	
Wilson	28	2-5	1-3	5-5	2	3	2 1	0 0	10	
Kaminsky	3	0-0	0-0	0-0	2	1	0 0	0 0	0	
team					5					
TOTALS	200	23-48	10-19	17-19	37	15	15 10	8 3	73	
		(.479)	(.526)	(.895)						

UM	MP	FG	3P	FT	R	F	A TO	B	S	TP
Steward*	39	6-10	0-1	6-7	3	2	1 2	0 1	18	
Ward*	24	1-5	1-1	2-2	2	2	0 0	0 0	5	
Selvig*	31	3-7	1-2	0-0	4	0	4 1	1 2	7	
Cherry*	33	3-14	1-3	2-4	2	3	0 2	1 2	9	
Jamar*	35	3-8	0-1	0-0	4	2	3 2	0 2	6	
Henderson	8	1-1	0-0	0-0	0	2	0 0	0 0	2	
Gregory	1	0-0	0-0	0-0	0	0	0 0	0 0	0	
Wood	1	0-0	0-0	0-2	0	0	0 0	0 0	0	
Deshields	2	0-1	0-1	0-0	0	0	0 0	0 0	0	
Stockton	17	1-1	0-0	0-0	2	4	0 1	0 1	2	
Weisner	6	0-0	0-0	0-0	2	0	0 0	0 0	0	
Hutchison	3	0-0	0-0	0-0	0	1	0 0	0 0	0	
team					2					
TOTALS	200	18-47	3-9	10-15	21	16	8 8	2 8	49	
		(.383)	(.333)	(.667)						

SCORING BY HALVES

Montana	29	20	49
Wisconsin	39	34	73

(4) UW 60 ● (5) Vanderbilt 57

March 17, 2012 ● Albuquerque, N.M.
The Pit (12,128)

The Badgers held the Southeastern Conference's two leading scorers in check and Ryan Evans grabbed a crucial rebound with 2.1 seconds left to help Wisconsin fend off Vanderbilt 60-57. The Badgers held John Jenkins (20.1) and Jeffery Taylor (16.3) to 13 and 9 points. Jenkins got a wide-open 3-pointer in the final seconds, but with the Commodores trailing 59-57, his shot was long. Ryan Evans grabbed the rebound, and made one of two free throws. Jared Berggren then got his right hand on Lance Goulbourne's overhand heave to thwart Vanderbilt's attempt at a game-tying 3-pointer. The Badgers were led by Jordan Taylor's 14 points and also got 12 from Berggren, 11 from Evans and reserve Ben Brust and 10 from Mike Bruesewitz.

UW	MP	FG	3P	FT	R	F	A	TO	B	S	TP
Evans*	31	4-7	1-3	2-5	5	3	4	3	1	1	11
Bruesewitz*26	4-6	2-3	0-0	0-0	3	3	2	1	0	3	10
Berggren*	32	5-12	1-6	1-1	6	2	2	2	0	0	12
Taylor*	39	5-15	3-10	1-1	2	1	3	2	0	0	14
Gasser*	24	1-2	0-1	0-1	3	3	0	0	0	0	2
Brust	19	4-8	3-5	0-0	4	0	0	0	0	0	11
Wilson	23	0-3	0-3	0-0	2	2	2	0	0	0	0
Kaminsky	6	0-2	0-2	0-0	2	2	0	0	0	0	0
team											3
TOTALS 200	23-55	10-33	4-8	30	16	13	8	1	4	60	(.418) (.303) (.500)

VANDY	MP	FG	3P	FT	R	F	A	TO	B	S	TP
Goulbourne*28	2-3	0-0	3-4	11	2	2	1	0	1	7	
Tchiengang*13	1-1	0-0	0-0	2	2	1	1	1	0	2	
Taylor*	30	4-12	1-5	0-0	1	3	0	3	1	0	9
Tinsley*	23	4-6	2-4	0-0	2	4	1	3	0	0	10
Jenkins*	33	3-13	2-9	5-6	2	2	2	1	0	1	13
Johnson	18	0-2	0-0	0-0	1	0	1	1	0	1	0
Ezeli	27	5-7	0-0	4-6	11	1	0	2	1	1	14
Parker	15	1-2	0-1	0-0	1	0	1	0	0	0	2
Odom	13	0-0	0-0	0-0	1	3	0	0	0	0	0
team											3
TOTALS 200	20-46	5-19	12-16	35	17	8	12	3	4	57	(.435) (.263) (.750)

SCORING BY HALVES

Vanderbilt	31	26	57
Wisconsin	32	28	60

(1) Syracuse 64 ● (4) UW 63

March 22, 2012 ● Boston, Mass.
TD Garden (18,796)

Wisconsin's defense held Syracuse 10 points below its season average, while the Badgers connected on 14 3-pointers on the offensive end -- including six straight in a key second-half surge, but the Orange prevailed with a 64-63 win in the Sweet 16. Wisconsin turned the ball over just six times against the Orange's vaunted 2-3 zone defense and got 17 points each from senior Jordan Taylor and junior Jared Berggren. It wasn't decided until Taylor missed a long 3-pointer with 3 seconds left. Josh Gasser corralled the rebound but his toss toward the basket was off at the buzzer.

UW	MP	FG	3P	FT	R	F	A	TO	B	S	TP
Evans*	32	3-11	1-2	0-0	4	2	0	1	0	0	7
Bruesewitz*18	1-3	0-1	0-0	0-0	4	4	4	1	1	0	4
Berggren*	25	6-7	3-3	2-3	2	3	1	1	0	0	17
Taylor*	40	6-15	5-9	0-0	4	0	6	1	1	1	17
Gasser*	30	1-3	1-3	4-5	4	1	2	0	0	1	7
Brust	25	3-6	3-6	0-0	1	0	2	0	0	0	9
Jackson	0+	0-0	0-0	0-0	0	0	0	0	0	0	0
Wilson	20	1-4	1-3	1-2	4	1	0	2	0	0	4
Kaminsky	10	0-0	0-0	0-2	0	1	0	0	0	0	0
team											2
TOTALS 200	21-49	14-27	7-12	25	12	15	6	2	2	63	(.429) (.519) (.583)

SU	MP	FG	3P	FT	R	F	A	TO	B	S	TP
Fair*	37	7-9	0-0	1-3	7	0	0	1	0	4	15
Christmas*11	0-0	0-0	0-0	1	3	0	0	0	0	0	0
Joseph*	39	3-8	1-2	0-1	2	1	0	1	0	0	7
Jardine*	35	5-8	2-3	2-2	2	1	4	1	0	0	14
Triche*	19	5-7	1-2	0-1	2	2	0	2	0	0	11
Walters	27	5-11	1-1	2-2	3	1	1	1	0	0	13
Keita	28	2-4	0-0	0-0	5	5	0	0	1	0	4
Southerland4	0-2	0-1	0-0	1	0	0	0	0	0	0	0
team											3
TOTALS 200	27-49	5-9	5-9	26	13	5	6	1	4	64	(.551) (.556) (.556)

SCORING BY HALVES

Wisconsin	27	36	63
Syracuse	33	31	64

2013

(12) Ole Miss 57 • (5) Wisconsin 46

**March 22, 2013 • Kansas City, Mo.
Sprint Center (18,972)**

Wisconsin endured one of its worst shooting performances of the season in a 57-46 loss to the 12th-seeded Ole Miss Rebels in the opening round of the 2013 NCAA Tournament. Despite holding a 25-22 lead heading into the half, the Badgers' shot just 22.2 percent (8-36) from the field in the second stanza and saw junior Marshall Henderson score 17 of his game-high 19 points in the final 20 minutes of action. Freshman Sam Dekker gave UW a lift off the bench, tallying a team-best 14 points on 5-for-13 (.385) shooting from the field. He was the only Badgers player to reach double-figures as UW was eliminated in the first round of the NCAA tournament for just the third time in the last 13 seasons.

UW	MP	FG	3P	FT	R	F	A	TO	B	S	TP
Evans*	28	2-8	0-0	1-3	7	0	2	1	1	1	5
Bruesewitz*32	1-4	1-3	0-0	6	3	1	4	2	1	3	
Berggren* 30	2-10	1-5	3-4	9	2	1	2	3	0	8	
Brust*	38	2-9	2-9	0-0	4	1	0	0	0	3	4
Jackson*	35	2-10	1-2	3-4	5	4	4	2	0	1	5
Marshall	7	0-1	0-1	0-0	1	1	0	0	0	0	0
Dekker	20	5-13	2-10	2-2	3	3	0	1	0	1	14
Kaminsky	10	1-4	0-0	0-0	3	2	2	1	1	0	2
team											2
TOTALS	200	15-59	7-30	9-13	40	16	10	11	7	7	46
		(.254)	(.233)	(.692)							

MISS	MP	FG	3P	FT	R	F	A	TO	B	S	TP
Buckner*	33	4-10	0-0	1-5	12	2	0	1	5	2	9
Holloway*	37	4-7	0-0	2-4	9	2	2	0	1	2	10
Williams*	27	2-6	1-2	0-0	3	2	1	0	0	0	4
Henderson*35	6-21	3-12	4-4	4	0	1	3	0	1	19	
Summers*	32	3-7	0-0	3-3	3	5	3	4	0	1	9
Newby	0+	0-0	0-0	0-0	0	0	0	0	0	0	0
Millinghaus	6	0-0	0-0	0-0	1	1	1	1	0	0	0
White	20	3-6	0-1	0-0	6	0	0	0	0	0	6
Perez	1	0-0	0-0	0-0	0	0	0	0	0	0	0
Brutus	9	0-0	0-0	0-0	2	0	0	0	0	0	0
team											3
TOTALS	200	22-57	3-15	10-16	43	12	8	10	6	6	57
		(.386)	(.200)	(.625)							

SCORING BY HALVES

Ole Miss	22	35	57
Wisconsin	25	21	46

2014

(2) Wisconsin 75 • (15) American 35

**March 20, 2014 • Milwaukee
BMO Harris Bradley Center**

Playing the first two tournament games close to home was a goal all year, and Wisconsin players fed off the energy to extinguish any upset hopes of 15th-seeded American. Traevon Jackson led UW with 18 points. Ben Brust scored 17 points and the No. 2 seed devastated the Eagles with a 22-5 run to close the first half in a 75-35 victory Thursday in Milwaukee. No. 2 seed Wisconsin recovered from a brief first-half rut as the Eagles, champions of the Patriot League, built a seven-point lead with their Princeton-style offense. The Badgers hit 57 percent of their shots in the second half on the way to their largest margin of victory in the school's 44 NCAA postseason games.

UW	MP	FG	3P	FT	R	F	A	TO	B	S	TP
Dekker*	27	5-11	1-3	0-0	6	2	0	0	0	2	11
Kaminsky*	20	3-9	0-3	2-2	4	4	2	2	0	2	8
Brust*	25	6-9	4-7	1-1	4	1	2	0	0	0	17
Jackson*	29	6-8	2-4	4-4	4	1	3	2	0	0	18
Gasser*	32	1-2	1-1	4-4	2	1	4	1	0	0	7
Hayes	22	2-3	0-0	2-2	4	2	1	0	1	2	6
Hill	2	0-1	0-1	0-0	1	0	0	1	0	0	0
Dukan	12	2-2	1-1	0-0	3	1	1	1	0	0	5
Koenig	19	1-3	1-3	0-0	0	2	0	0	0	0	3
Brown	6	0-3	0-0	0-1	1	1	0	0	0	0	0
Anderson	3	0-1	0-0	0-0	0	0	0	0	0	0	0
Bohannon	3	0-0	0-0	0-0	0	0	0	0	0	1	0
team											2
TOTALS	200	26-52	10-32	13-14	31	15	13	7	1	9	75
		(.500)	(.435)	(.929)							

AU	MP	FG	3P	FT	R	F	A	TO	B	S	TP
Kager*	10	0-0	0-0	0-0	1	1	0	0	0	0	0
Wroblicky*35	3-6	0-0	5-6	5	4	4	6	0	1	11	
Gardner*	38	2-7	0-1	0-0	8	3	3	5	0	1	4
Reed*	40	2-9	1-5	4-6	5	1	0	2	0	1	9
Schoof*	37	4-10	3-5	0-0	3	2	0	3	0	2	11
Carroll	2	0-1	0-1	0-0	0	0	0	1	0	0	0
Vasic	25	0-2	0-1	0-1	0	2	0	0	0	0	0
Jones	5	0-1	0-1	0-0	0	2	1	0	0	0	0
Rhea	3	0-1	0-1	0-2	1	0	0	0	0	0	0
Elcano	5	0-0	0-0	0-0	0	1	0	0	0	0	0
team											1
TOTALS	200	11-37	4-15	9-15	24	16	8	17	0	5	35
		(.297)	(.267)	(.600)							

SCORING BY HALVES

American	22	13	35
Wisconsin	32	43	75

(2) Wisconsin 85 • (7) Oregon 77

March 22, 2014 • Milwaukee, Wis.
Bradley Center (18,206)

In a test of tempos, Wisconsin delivered the knockout punch. Ben Brust hit a 3-pointer with 1:07 left and the second-seeded Badgers overcame seventh-seeded Oregon's transition game for a thrilling 85-77 win Saturday night to get into the Sweet 16. Brust's clutch 3 from the wing gave the Badgers the lead for good and pushed the senior past Tim Locum for the most career 3s in UW history. The Badgers trailed by 12 at the half, but began the second half with a 17-6 run in front of a partisan crowd. All five Wisconsin starters scored in double figures, led by Frank Kaminsky's 19 points. Sam Dekker added 12 points and eight rebounds, while Traevon Jackson had 16 points (9-of-11 FTs), eight rebounds and five assists in the balanced effort. After giving up 19 fast break points in the first stanza, UW held uptempo Oregon to none in the final 20 minutes. Wisconsin also out-rebounded the Ducks, 36-26, including 14 offensive rebounds.

UW	MP	FG	3P	FT	R	F	A	TO	B	S	TP
Dekker*	32	4-10	1-4	3-4	8	1	4	1	0	0	12
Kaminsky*	33	8-15	1-5	2-7	5	3	0	1	1	1	19
Brust*	32	4-9	4-8	0-0	3	4	1	1	0	0	12
Jackson*	35	3-8	1-2	9-11	8	2	5	3	0	0	16
Gasser*	34	5-7	3-5	0-0	5	3	3	0	0	0	13
Hayes	10	2-5	0-0	2-3	2	2	1	1	0	0	6
Dukan	5	1-2	0-1	0-0	0	0	0	0	0	0	2
Koenig	19	2-4	1-3	0-0	1	1	1	1	0	0	5
team					4	1					
TOTALS	200	29-60	11-28	16-25	36	17	15	8	1	1	85
		(.483)	(.393)	(.640)							

OU	MP	FG	3P	FT	R	F	A	TO	B	S	TP
Moser*	22	4-9	2-5	2-2	2	2	0	0	0	0	12
Austin*	8	0-0	0-0	0-0	2	1	0	1	0	0	0
Young*	34	10-19	4-7	5-6	3	0	2	0	0	0	29
Loyd*	32	1-7	0-2	0-0	1	3	5	1	0	1	2
Dotson*	19	2-3	1-1	0-0	5	3	0	0	0	0	5
Artis	7	1-2	0-1	0-0	3	0	1	0	0	0	2
Calliste	29	4-5	1-2	11-11	4	4	0	2	0	1	20
Amardi	7	0-0	0-0	2-2	1	4	0	0	0	1	2
Cook	23	2-3	0-0	1-2	3	3	1	3	0	1	5
Carter	19	0-1	0-0	0-0	2	3	0	1	1	1	0

team					0						
TOTALS	200	24-49	8-18	21-23	26	23	9	8	1	5	77
		(.490)	(.444)	(.913)							

SCORING BY HALVES

Oregon	49	29	77
Wisconsin	37	48	85

(2) Wisconsin 69 • (6) Baylor 52

March 27, 2014 • Anaheim, Calif.
Honda Center (17,773)

It was domination from the opening tip as the Badgers jumped out to a quick 8-2 lead and led by at least 15 points for the entire second half in dispatching No. 7 seed Baylor. Wisconsin dissected the Bears' vaunted zone defense, making 52.0 percent of its shots. Frank Kaminsky did the damage on the inside, making 8-of-11 shots and scoring 19 points, while Ben Brust made 3-of-5 3 pointers and added 14. On the defensive end, UW limited Baylor to a season-low 16 first-half points and its 52 total points matched a season low. In addition to his dominance on the offensive end, Kaminsky patrolled the lane on defense, blocking a career-high six shots.

UW	MP	FG	3P	FT	R	F	A	TO	B	S	TP
Dekker*	22	3-8	1-4	0-3	2	1	1	2	0	0	7
Kaminsky*	34	8-11	0-0	3-4	4	3	3	0	6	0	19
Brust*	34	5-7	3-5	1-2	6	1	2	1	0	0	14
Jackson*	23	2-4	1-2	2-2	7	4	5	2	0	0	7
Gasser*	34	0-5	0-2	4-4	8	0	3	2	0	1	4
Hayes	18	5-9	0-0	0-2	6	4	2	1	0	0	10
Hill	1	0-1	0-1	0-0	0	1	0	1	0	0	0
Dukan	15	2-3	0-0	1-3	1	0	1	0	0	0	5
Koenig	16	1-2	1-2	0-0	1	2	1	1	0	0	3
Brown	1	0-0	0-0	0-0	0	0	0	0	0	0	0
Anderson	1	0-0	0-0	0-0	1	0	0	0	0	0	0
Bohannon	1	0-0	0-0	0-0	0	0	0	0	0	0	0
team					4						
TOTALS	200	26-50	6-16	11-20	40	16	18	10	6	1	69
		(.520)	(.375)	(.550)							

BAY	MP	FG	3P	FT	R	F	A	TO	B	S	TP
O'Neale*	29	1-6	0-1	1-2	5	3	4	2	1	1	3
Jefferson*	31	6-13	0-3	3-4	7	1	1	1	0	0	15
Austin*	31	5-12	0-2	2-2	5	4	1	0	2	0	12
Chery*	33	2-10	1-2	7-8	8	2	1	1	0	0	12
Heslip*	34	1-6	1-4	0-0	0	0	0	0	0	1	3
Gathers	14	1-4	0-0	0-0	2	2	1	0	0	0	2
Franklin	18	2-8	0-3	0-0	1	2	2	1	0	1	4
Heard	0+	0-0	0-0	0-0	0	0	0	0	0	0	0
Lowery	0+	0-0	0-0	0-0	0	0	0	0	0	0	0
Wainright	1	0-0	0-0	1-2	0	1	0	0	0	1	1
Prince	9	0-0	0-0	0-0	2	1	0	1	0	1	0
team					3						
TOTALS	200	18-59	2-15	14-18	33	16	10	6	3	5	52
		(.305)	(.133)	(.778)							

SCORING BY HALVES

Baylor	16	36	52
Wisconsin	29	40	69

(2) Wisconsin 64 • (1) Arizona 63 (OT)

March 29, 2014 • Anaheim, Calif.
Honda Center (17,814)

Riding a monster performance from Frank Kaminsky, the Badgers advanced to the second Final Four in school history by outlasting No. 1 seed Arizona, 64-63, in overtime. Kaminsky recorded the second double-double of his career, scoring 28 points and pulling down 11 rebounds. In a tense battle that saw neither team lead by more than three points for the final 18 minutes of game action, the Badgers came up with the big plays in overtime. Traevon Jackson had a chance to win the game in regulation but his pull-up jumper at the buzzer was just short. In overtime, Ben Brust opened the scoring with his only 3-pointer of the game. After that, Kaminsky scored six of UW's final seven points, including the go-ahead basket with 2:21 left. His tip-in with just over a minute remaining gave the Badgers a three-point lead. After Arizona cut the lead to one, the Wildcats got the ball back and had three chances to take the lead in the final 12 seconds but UW's defense turned them away each time.

UW	MP	FG	3P	FT	R	F	A	TO	B	S	TP
Dekker*	35	2-5	1-2	2-2	8	0	2	1	0	0	7
Kaminsky*	37	11-20	3-5	3-4	11	3	1	1	0	0	28
Brust*	39	2-7	1-3	0-0	2	2	1	1	0	0	5
Jackson*	40	4-14	0-3	2-2	3	1	5	2	0	0	10
Gasser*	38	1-5	0-3	3-4	5	3	1	2	0	1	5
Hayes	16	2-8	0-0	0-0	2	2	0	1	0	2	4
Dukan	3	0-0	0-0	0-0	1	2	0	0	0	0	0
Koenig	17	2-2	1-1	0-0	2	1	1	0	0	0	5
team					4	1					
TOTALS	200	24-61	6-17	10-12	38	15	11	8	0	3	64
		(.393)	(.353)	(.833)							

ARIZ	MP	FG	3P	FT	R	F	A	TO	B	S	TP
Gordon*	39	3-11	1-2	1-2	18	1	2	1	2	1	8
Tarczewski*	32	5-8	0-0	2-3	4	2	0	2	1	0	12
York*	29	0-2	0-0	1-2	2	2	0	0	0	0	1
McConnell*	39	2-10	2-5	3-4	3	3	2	2	0	0	9
Johnson*	43	6-16	1-3	3-4	4	2	3	1	0	0	16
Mayes	5	2-2	0-0	0-0	1	2	0	1	0	0	4
Hollis-Jeff.*	31	4-7	0-0	2-2	4	3	1	0	2	1	10
Pitts	7	1-2	1-2	0-0	2	2	0	0	0	0	3
team					1						
TOTALS	200	23-58	5-12	12-17	39	17	8	7	5	2	63
		(.397)	(.417)	(.706)							

SCORING BY HALVES

Wisconsin	25	29	10	64
Arizona	28	26	9	63

(8) Kentucky 74 • (2) Wisconsin 73

April 5, 2014 • Arlington, Texas
AT&T Stadium (79,444)

In front of the largest crowd to ever witness a college basketball game, 79,444, the fans at AT&T Stadium were treated to one of the most entertaining national semifinals in history. It was a game-winning 3-pointer from Kentucky's Aaron Harrison that proved to be the difference as the Wildcats advanced with a thrilling 74-73 victory. Wisconsin did almost everything it needed to do to beat Kentucky, as UW shot a Final Four record 95.0 percent (19-20) from the charity stripe. After point guard Traevon Jackson was charged with his second foul just six minutes into the first half, freshman Bronson Koenig scored 11 points in 16 minutes, as UW took a 40-36 halftime advantage into the locker room. After a Sam Dekker 3-pointer opened the second-half scoring, Kentucky went on a 15-0 run to build a 51-43 lead. UW would answer with a 10-2 run to tie the game and set up a thrilling finish. With the game tied at 72-72 and 16 seconds left in regulation, Jackson was fouled and sent to the line for three free throw attempts, making 2-of-3. The Badgers' lone miss from the line gave Kentucky the hope it needed, as Harrison's deep 3-pointer clanged in with five seconds remaining. Jackson missed a jumper at the buzzer and the Badgers fell short in their quest for the school's first national title appearance since 1941.

UW	MP	FG	3P	FT	R	F	A	TO	B	S	TP
Dekker*	25	3-4	1-2	8-8	4	2	1	0	1	1	15
Kaminsky*	32	4-7	0-0	0-0	5	3	0	1	2	0	8
Brust*	38	3-9	3-7	6-6	4	3	0	2	0	0	15
Jackson*	22	4-9	1-3	3-4	4	3	3	2	0	1	12
Gasser*	40	1-4	0-1	0-0	5	2	3	0	0	1	2
Hayes	7	1-2	0-0	0-0	0	2	1	1	0	0	2
Dukan	15	3-5	2-3	0-0	5	0	2	0	0	0	8
Koenig	20	4-10	1-4	2-2	0	2	1	2	0	1	11
Brown	1	0-0	0-0	0-0	0	1	0	0	0	0	0
team					0						
TOTALS	200	23-50	8-20	19-20	27	18	11	8	3	4	73
		(.460)	(.400)	(.950)							

UK	MP	FG	3P	FT	R	F	A	TO	B	S	TP
Young*	37	5-11	1-2	6-7	5	3	2	1	0	2	17
Randle*	27	6-10	0-0	4-6	5	1	0	1	0	1	16
Johnson*	18	4-6	0-0	2-3	7	3	1	0	0	0	10
Harrison, Aa.*	36	3-8	1-1	1-2	3	2	2	0	0	0	8
Harrison, An.*	29	4-14	0-2	1-2	3	3	4	2	0	1	9
Lee	10	2-3	0-0	0-0	1	4	0	0	1	0	4
Polson	3	0-2	0-0	0-0	1	0	0	0	0	0	0
Poythress	29	4-4	0-0	0-1	7	2	0	0	0	0	8
Hawkins	11	1-1	0-0	0-0	0	2	0	0	0	0	2
team					0						
TOTALS	200	29-58	2-5	14-21	32	17	9	4	1	4	74
		(.500)	(.400)	(.667)							

SCORING BY HALVES

Kentucky	36	38	74
Wisconsin	40	33	73

2015

(1) Wisconsin 86 • (16) Coastal Car. 72

March 20, 2015 • Omaha, Neb.
CenturyLink Center (17,534)

Pegged with expectations of the program's first-ever No. 1 seed in the NCAA tournament, the Badgers did not disappoint in their opening-round game. Frank Kaminsky dropped in 27 points on an efficient 10-for-14 shooting and added 12 rebounds. UW's starting frontcourt would score 62 (20 from Sam Dekker and 15 from Nigel Hayes) of the team's 86 points in an 86-72 win over Coastal Carolina. The height of the Badgers was too much, as UW outscored the Chanticleers 40-24 in the lane and out-rebounded them 36-25. Wisconsin shot 54.1 percent from the field, including 40.7 percent from 3-point range, and improved to 12-2 in NCAA openers under Bo Ryan. The win also marked the team's school-record 32nd of the season.

CC	MP	FG	3P	FT	R	F	A	TO	B	S	TP
Curtis*	26	0-1	0-0	0-0	6	3	0	0	1	0	0
Diagne*	31	1-4	0-1	4-4	3	3	0	2	0	0	6
Gillis*	34	10-19	0-1	2-2	5	2	1	1	0	1	22
Cameron*	31	4-9	3-5	0-0	1	1	3	0	0	2	11
Wiggins*	25	2-6	0-0	0-0	3	0	4	1	0	4	4
Enanga	5	0-1	0-1	0-0	1	0	1	0	0	0	0
Wilson	29	7-11	4-4	2-3	1	3	0	2	0	0	20
Ray-St Cyr	1	1-1	0-0	0-0	0	0	0	0	0	1	2
Freeman	18	3-6	0-0	1-2	4	2	0	0	0	0	7
team					1						
TOTALS	200	28-58	7-12	9-11	25	14	9	6	1	8	72
		(.483)	(.583)	(.818)							

UW	MP	FG	3P	FT	R	F	A	TO	B	S	TP
Hayes*	28	6-12	1-2	2-3	8	1	3	1	0	1	15
Dekker*	35	8-15	4-8	0-0	2	1	2	0	0	0	20
Kaminsky*	35	10-14	3-5	4-5	12	0	4	2	1	0	27
Gasser*	33	3-4	1-2	2-2	5	3	0	1	0	3	9
Koenig*	33	3-7	2-6	0-0	2	3	4	2	0	0	8
Smith	1	0-0	0-0	0-0	0	0	0	0	0	0	0
Showalter	9	1-2	0-1	0-0	0	3	1	1	0	0	2
Moesch	1	0-0	0-0	0-0	0	0	0	0	0	0	0
Dukan	21	2-6	0-3	1-2	5	0	0	0	0	0	5
Brown	3	0-1	0-0	0-0	0	0	0	1	0	1	0
Dearring	1	0-0	0-0	0-0	0	0	0	1	0	0	0
team					2						
TOTALS	200	33-61	11-27	9-12	36	11	14	9	1	5	86
		(.541)	(.407)	(.750)							

SCORING BY HALVES

Coastal Carolina	32	40	72
Wisconsin	47	39	86

(1) Wisconsin 72 • (8) Oregon 65

March 22, 2015 • Omaha, Neb.
CenturyLink Center (17,563)

The path back to the Final Four in 2015 looked eerily similar in the third round of the NCAA tournament for Wisconsin, which met Oregon for a second straight year in the round of 32 teams. Similar to their 2014 meeting, the Badgers and Ducks tested one another, but it was Wisconsin again that came out victorious in a 72-65 win. Sam Dekker scored 17 points and led four Badgers in double digits, as UW punched its ticket to the Sweet 16 for the fourth time in five years. Wisconsin played with the lead all game until Dwayne Benjamin tied it at 52 with a 3-pointer with 5:27 left. The Badgers took the lead right back, though, as Dekker hit a reverse layup and a 3-pointer to make it 58-52. UW got 16 points from Frank Kaminsky, 14 from Nigel Hayes and 12 from Bronson Koenig.

OU	MP	FG	3P	FT	R	F	A	TO	B	S	TP
Bell*	30	4-5	0-0	0-0	7	1	1	1	4	1	8
Cook*	31	1-8	0-0	0-0	6	4	1	3	0	0	2
Brooks*	29	2-7	0-3	0-0	4	4	1	1	0	0	4
Young*	40	12-25	2-6	4-4	3	3	4	1	0	1	30
Abdul-Bassit*	22	4-6	4-5	0-0	0	4	1	0	0	1	12
Benjamin	30	3-6	2-4	0-0	8	3	1	2	0	0	8
Benson	14	0-1	0-1	0-0	1	1	2	0	0	0	0
Rorie	4	0-1	0-0	1-3	3	0	2	0	0	0	1
team					2						
TOTALS	200	26-59	8-19	5-7	34	20	13	8	4	3	65
		(.441)	(.421)	(.714)							

UW	MP	FG	3P	FT	R	F	A	TO	B	S	TP
Hayes*	37	4-9	1-5	5-8	5	1	3	1	1	1	14
Dekker*	33	6-12	3-8	2-4	5	2	0	1	1	0	17
Kaminsky*	38	6-13	0-0	4-5	7	2	2	1	0	1	16
Gasser*	36	1-4	0-3	2-2	1	1	4	0	1	1	4
Koenig*	28	2-7	1-3	7-8	1	3	0	1	0	0	12
Showalter	15	2-2	1-1	0-0	5	2	2	0	0	0	5
Dukan	13	1-4	1-3	1-2	3	2	0	2	0	0	4
team					5						
TOTALS	200	22-51	7-23	21-29	32	13	11	6	3	3	72
		(.431)	(.304)	(.724)							

SCORING BY HALVES

Oregon	28	37	65
Wisconsin	31	41	72

(1) Wisconsin 79 • (4) N. Carolina 72

**March 26, 2015 • Los Angeles, Calif.
Staples Center (18,809)**

Slow to start and looking like a top-seeded team ready to flirt with elimination, the top-seeded Badgers proved their resilience and grit, rallying in the final 10 minutes to stave off North Carolina, 79-72, at the Staples Center in Los Angeles. The heroics of Sam Dekker played a key role, as the junior forward scored a career-high 23 points and 10 rebounds, while Frank Kaminsky added 19 and Nigel Hayes had 12 to send Wisconsin to the Elite Eight. Zak Showalter came off the bench and provided momentum with six points, which sparked a 19-7 comeback run in the second half. UW shot 58 percent in the second half and made 20 of 23 free throws down the stretch to keep hopes of a second straight Final Four berth alive.

UNC	MP	FG	3P	FT	R	F	A	TO	B	S	TP
Meeks*	14	1-4	0-0	2-2	4	3	0	0	0	0	4
Johnson*	22	7-9	0-0	1-2	4	4	0	0	1	0	15
Jackson*	31	6-11	3-3	0-0	2	2	3	0	0	0	15
Paige*	37	4-11	3-5	1-2	2	2	3	1	0	2	12
Tokoto*	33	2-6	0-0	0-0	4	1	3	1	0	1	4
Britt	9	1-4	0-1	2-2	2	2	0	1	0	0	4
Pinson	4	0-1	0-1	1-2	0	0	0	1	0	0	1
Berry III	19	2-3	2-3	3-4	1	2	3	0	0	0	9
Hicks	18	2-5	0-0	2-4	6	3	0	0	0	0	6
James	13	1-2	0-0	0-0	1	1	0	0	0	0	2
team					2						
TOTALS	200	26-56	8-13	12-18	28	20	12	4	1	3	72
		(.464)	(.615)	(.667)							

UW	MP	FG	3P	FT	R	F	A	TO	B	S	TP
Hayes*	35	3-11	0-4	6-7	6	3	0	2	0	1	12
Dekker*	32	10-15	1-5	2-2	10	0	1	0	0	0	23
Kaminsky*	39	5-11	1-1	8-8	8	2	2	2	0	0	19
Gasser*	40	2-4	2-3	0-0	4	3	4	0	0	1	6
Koenig*	23	2-9	2-6	3-4	3	5	4	0	0	0	9
Showalter	8	3-3	0-0	0-0	1	3	1	0	0	1	6
Jackson	9	1-3	1-2	1-2	1	0	1	1	0	0	4
Dukan	14	0-0	0-0	0-0	0	2	0	0	0	0	0
team					2						
TOTALS	200	26-56	7-21	20-23	35	18	13	5	0	3	79
		(.464)	(.333)	(.870)							

SCORING BY HALVES

North Carolina	33	39	72
Wisconsin	31	48	79

(1) Wisconsin 85 • (2) Arizona 78

**March 28, 2015 • Los Angeles, Calif.
Staples Center (19,125)**

In yet another rematch of the 2014 NCAA Tournament, Wisconsin and Arizona met once again in the regional semifinals with a berth in the 2015 Final Four on the line. Just as it had the year prior, the 1 vs. 2 seed matchup did not disappoint. Sam Dekker hit five of Wisconsin's 10 3-pointers in the second half, including a dagger in the final minute to seal the Badgers' return trip to the Final Four. The Wildcats twice got within five points in the final two and a half minutes, but both times Dekker had an answer on arcing 3-pointers. UW hit 10 of 12 3-pointers in the second half, connecting on a season-high 67 percent overall. Dekker finished with a career-high 27 points to earn West Regional Most Outstanding Player honors. Frank Kaminsky continued his NCAA Tournament All-Region performance with a game-high 29 points. Senior Josh Gasser added 10 points and garnered All-Region accolades as well.

ARIZ	MP	FG	3P	FT	R	F	A	TO	B	S	TP
Johnson*	25	2-4	0-1	2-2	2	5	0	3	0	1	6
Ashley*	21	5-8	0-0	7-7	4	4	0	0	0	0	17
Hollis-Jeff.*37	6-12	0-0	5-6	8	5	0	0	0	0	0	17
Tarczewski*25	3-5	0-0	5-5	20	4	1	1	1	1	0	11
McConnell*38	4-8	0-2	6-6	1	1	5	3	0	2	14	
Jackson-Cart.4	1-1	0-0	0-0	2	1	0	1	0	0	2	
York	33	3-5	2-3	3-4	1	1	1	2	0	2	11
Ristic	0	0-0	0-0	0-0	0	0	0	0	0	0	0
Pitts	17	0-0	0-0	0-0	1	1	1	0	0	0	0
team					2						
TOTALS	200	24-43	2-6	28-30	22	22	8	10	1	5	78
		(.558)	(.333)	(.933)							

UW	MP	FG	3P	FT	R	F	A	TO	B	S	TP
Hayes*	26	3-6	2-4	0-0	3	4	4	1	0	1	8
Dekker*	37	8-11	5-6	6-7	5	2	1	1	0	0	27
Kaminsky*	38	9-20	1-2	10-12	6	4	1	3	1	1	29
Gasser*	36	3-4	2-3	2-4	2	3	2	0	0	2	10
Koenig*	33	1-1	1-1	3-4	1	4	3	2	0	0	6
Showalter	4	0-0	0-0	0-0	0	1	0	0	0	1	0
Jackson	7	0-1	0-0	0-0	0	0	0	1	0	0	0
Dukan	18	1-2	1-2	2-4	1	3	0	0	0	0	5
Brown	1	0-0	0-0	0-0	0	0	0	0	0	0	0
team					3						
TOTALS	200	25-45	12-18	23-31	21	21	11	9	1	5	85
		(.556)	(.667)	(.742)							

SCORING BY HALVES

Arizona	33	45	78
Wisconsin	30	55	85

(1) Wisconsin 71 • (1) Kentucky 64

April 4, 2015 • Indianapolis
Lucas Oil Stadium (72,238)

Everyone remembered the heartbreaking loss Wisconsin suffered to Kentucky in the 2014 Final Four, especially the Badgers. It's not every day a team gets a second chance, but that's exactly what the Badgers got when they again found themselves squaring off with the Wildcats in the 2015 Final Four. The opportunity would not go wasted. Wisconsin did what nobody else could, knocking off the undefeated Wildcats (38-1) in a 71-64 thriller behind 20 points and 11 rebounds from Frank Kaminsky and a clutch comeback down the stretch. Trailing by four after going six minutes without a basket, the Badgers responded with an 8-0 run to take a lead Kentucky would not overcome. The Wildcats led 60-56 with 6:37 left and didn't score again until there were 56 seconds left. By then, it was too late, as Sam Dekker added 16 points of his own, including six during UW's pivotal 8-0 run, and Bronson Koenig had 12 points to drive the Badgers in one of the program's most iconic victories. With the win, Wisconsin advanced to its first NCAA final since 1941.

UW	MP	FG	3P	FT	R	F	A	TO	B	S	TP
Hayes*	37	3-9	2-5	4-4	5	3	1	2	0	0	12
Dekker*	34	6-9	2-3	2-4	3	1	1	0	0	0	16
Kaminsky*	37	7-11	1-3	5-6	11	3	2	3	2	0	20
Gasser*	32	1-2	1-1	0-0	4	3	0	3	0	0	3
Koenig*	31	4-12	1-4	3-4	4	1	2	0	0	1	12
Showalter	5	0-0	0-0	0-0	0	0	1	1	0	0	0
Jackson	12	1-3	0-0	4-4	2	1	2	1	0	0	6
Dukan	11	1-2	0-1	0-0	1	1	1	0	0	0	2
Brown	1	0-0	0-0	0-0	0	1	0	0	0	0	0
team					4						
TOTALS	200	23-48	7-17	18-22	34	14	10	10	2	1	71
		(.479)	(.412)	(.818)							

UK	MP	FG	3P	FT	R	F	A	TO	B	S	TP
Towns*	31	7-11	0-0	2-3	9	2	1	2	1	1	16
Cauley-Stein*33	1-4	0-0	0-0	5	2	1	1	2	1	2	
Lyles*	29	3-7	0-0	3-3	1	2	0	1	0	0	9
Harrison, Aa.*27	5-10	0-1	2-2	3	5	0	0	0	0	0	12
Harrison, An.*31	5-11	1-1	2-2	2	2	4	1	1	1	1	13
Lee	5	0-0	0-0	0-0	1	1	0	0	0	0	0
Booker	19	3-6	0-0	0-0	1	3	0	0	0	0	6
Ulis	17	2-4	2-3	0-0	0	2	1	0	0	2	6
Johnson	8	0-1	0-0	0-0	0	1	0	1	0	0	0
team					0						
TOTALS	200	26-54	3-5	9-10	22	20	7	6	4	5	64
		(.481)	(.600)	(.900)							

SCORING BY HALVES

Wisconsin	36	35	71
Kentucky	36	28	64

(1) Duke 68 • (1) Wisconsin 63

April 6, 2015 • Indianapolis
Lucas Oil Stadium (71,149)

The most prolific season in Wisconsin basketball history came to an unfortunate end, as Wisconsin fell in a 68-63 loss to Duke in the national championship game. Frank Kaminsky finished with 21 points and 11 rebounds, but "Frank The Tank" was unable to drive the Badgers any further on their magical NCAA tournament run. UW held a nine-point lead, 49-38, with 13:00 remaining but Duke would tie the game up at 54-54 with 7:00 left. Kaminsky hit a 3-pointer with 1:08 left that gave UW some late hope to pull within 66-61. Nigel Hayes, who finished with 13 points, then converted a dunk with 49 seconds left that got the Badgers within three. But Duke and its freshmen held on from there. Sam Dekker finished with 12 points and eight rebounds, but was unable to rely on his previously hot 3-point shot. Fouls also hurt in the second half. Wisconsin had just two fouls in the first half, but 13 in the second - unusual for a team that led the nation in fewest fouls per game. Wisconsin ended its season with 36 wins, the most in program history.

UW	MP	FG	3P	FT	R	F	A	TO	B	S	TP
Hayes*	37	5-10	3-4	0-2	1	2	0	1	0	0	13
Dekker*	34	6-15	0-6	0-0	8	1	2	0	0	1	12
Kaminsky*	39	7-16	2-4	5-6	12	1	2	2	1	1	21
Gasser*	36	0-1	0-0	0-0	6	3	3	0	0	0	0
Koenig*	31	4-9	1-3	1-2	0	3	4	0	0	0	10
Jackson	13	1-7	0-2	0-0	3	1	2	1	0	1	2
Dukan	10	2-3	1-2	0-0	3	4	0	1	0	0	5
team					2						
TOTALS	200	25-61	7-21	6-10	35	15	13	5	1	3	63
		(.410)	(.333)	(.600)							

DU	MP	FG	3P	FT	R	F	A	TO	B	S	TP
Winslow*	32	3-9	1-2	4-7	9	4	1	2	3	1	11
Okafor*	22	5-9	0-0	0-1	3	4	0	2	0	0	10
Cook*	35	3-8	0-3	0-0	4	0	2	0	0	0	6
Jones, T.*	37	7-13	2-3	7-7	5	1	1	1	0	0	23
Jones, M.*23	0-1	0-1	0-0	3	0	0	0	0	1	0	
Allen	21	5-8	1-2	5-5	2	0	0	0	0	1	16
Jefferson	21	1-1	0-0	0-0	7	3	2	0	3	1	2
Plumlee	9	0-2	0-0	0-0	0	1	1	0	0	0	0
team					0						
TOTALS	200	24-51	4-11	16-20	33	13	7	5	6	4	68
		(.471)	(.364)	(.800)							

SCORING BY HALVES

Wisconsin	31	32	63
Duke	31	37	68

2016

(7) Wisconsin 47 • (10) Pittsburgh 43

**March 18, 2016 • St. Louis, Mo.
Scottrade Center (14,425)**

It may not have been pretty, but the Badgers said afterwards that they would take an ugly win over a pretty loss any day. Finishing just 32.1 percent from the floor and trailing 22-16 at halftime, Wisconsin grinded out a 47-43 win over Pittsburgh. Freshman Ethan Happ finished with a game-high 15 points, 9 rebounds, 3 assists, 2 steals and 1 block in his NCAA tournament debut. Nigel Hayes contributed 12 points, 5 rebounds and 2 assists. Vitto Brown rounded out UW's double-digit scorers with 11 points.

UW	MP	FG	3P	FT	R	F	A	TO	B	S	TP
Hayes*	38	3-17	0-6	6-8	5	2	2	0	0	1	12
Happ*	31	6-8	0-0	3-7	9	2	3	4	1	2	15
Brown*	34	4-7	3-5	0-0	3	2	0	0	1	0	11
Showalter*31	2-8	1-4	0-0	2	3	0	1	0	1	0	5
Koenig*	36	1-8	0-2	0-0	7	1	1	0	0	2	2
Hill	17	0-1	0-1	0-0	1	1	0	0	0	0	0
Thomas	4	1-2	0-1	0-0	2	0	0	0	0	0	2
Iverson	6	0-2	0-0	0-0	1	0	0	0	0	0	0
Illikainen	3	0-0	0-0	0-0	1	0	0	1	0	0	0
team					6						
TOTALS	200	17-53	4-19	9-15	37	11	6	6	2	6	47
		(.321)	(.211)	(.600)							

PITT	MP	FG	3P	FT	R	F	A	TO	B	S	TP
Artis*	32	4-10	3-6	2-2	5	2	0	2	0	1	13
Young*	25	3-7	0-0	0-1	5	3	0	2	2	0	6
Maia*	14	0-0	0-0	0-0	4	3	0	1	0	1	0
Robinson*	38	3-15	0-3	1-2	11	2	4	1	0	0	7
Jones*	32	3-4	0-0	0-0	2	3	1	1	0	0	6
Wilson	1	0-0	0-0	0-0	0	0	0	0	0	1	0
Luther	4	0-0	0-0	0-0	1	0	0	0	0	0	0
Smith	2	0-0	0-0	0-0	0	0	0	0	0	0	0
Jeter	25	4-7	0-1	1-2	5	2	0	1	0	0	9
Johnson	14	1-4	0-1	0-0	0	1	1	0	0	0	2
Nelson-Ododa	13	0-1	0-0	0-0	2	3	0	1	1	0	0
team					1						
TOTALS	200	18-48	3-11	4-7	36	19	6	10	3	3	43
		(.375)	(.273)	(.571)							

SCORING BY HALVES

Pittsburgh	22	21	43
Wisconsin	16	31	47

(7) Wisconsin 66 • (2) Xavier 63

**March 20, 2016 • St. Louis, Mo.
Scottrade Center (15,169)**

A back-and-forth game from tip to finish, the battle between Wisconsin and Xavier would come down to a buzzer-beating 3-pointer by Bronson Koenig that will forever live in UW lore. With 2.0 seconds remaining and Ethan Happ inbounded the ball near midcourt, Bronson Koenig received the pass, ran to the corner and hoisted up a contested, fallaway 3-pointer that hit nothing but net as it splashed down and sealed the Badgers' ticket to the Sweet 16. Getting the game back to within striking distance in the second half was a task in itself for UW, which trailed by 9 points (58-49) with 6:00 remaining, but rallied. Koenig finished with a career-high six 3-pointers and 20 points, plus a career-high 7 rebounds. Ethan Happ had 18 points and 7 rebounds, while Vitto Brown contributed 12 points and 5 boards. With the dramatic victory, the Badgers clinched their fifth trip to the Sweet 16 in the last six years.

UW	MP	FG	3P	FT	R	F	A	TO	B	S	TP
Hayes*	36	2-10	0-5	2-4	8	4	3	1	1	0	6
Happ*	30	7-10	0-0	4-5	7	3	1	3	1	1	18
Brown*	21	5-9	2-5	0-0	5	4	1	4	0	0	12
Showalter*28	2-5	0-1	0-0	3	2	2	1	0	1	0	4
Koenig*	38	6-15	6-12	2-2	7	1	1	2	0	0	20
Hill	21	1-5	0-2	0-0	1	2	3	0	0	0	2
Thomas	5	0-1	0-1	0-0	3	1	0	0	1	0	0
Iverson	12	1-1	0-0	0-2	2	3	1	1	3	1	2
Illikainen	9	1-3	0-1	0-0	1	1	0	0	0	0	2
team					1						
TOTALS	200	25-59	8-27	8-13	38	21	12	12	6	3	66
		(.424)	(.296)	(.615)							

XAVIER	MP	FG	3P	FT	R	F	A	TO	B	S	TP
Reynolds*	22	6-7	0-0	1-2	9	3	0	3	0	1	13
Sumner*	40-	4-13	0-3	3-7	6	3	5	3	0	2	11
Bluiett*	34	3-11	1-2	0-0	6	1	0	0	0	1	7
Abell*	34	3-9	2-5	5-5	4	2	2	0	0	2	13
Davis*	20	1-5	1-3	2-2	1	2	0	1	0	0	5
Austin Jr.	0+	0-0	0-0	0-0	0	0	0	0	0	0	0
Farr	13	0-1	0-0	2-3	1	1	1	0	1	0	2
Gates	7	0-0	0-0	1-2	2	2	0	0	0	1	1
O'Mara	6	2-2	0-0	0-0	2	1	0	0	0	0	4
Macura	24	3-6	1-3	0-0	1	2	2	1	0	1	7
team					4						
TOTALS	200	22-54	5-16	14-21	36	17	10	8	1	8	63
		(.407)	(.313)	(.667)							

SCORING BY HALVES

Wisconsin	30	36	66
Xavier	33	30	63

(6) Notre Dame 61 • (7) Wisconsin 56

2017

**March 25, 2016 • Philadelphia, Pa.
Wells Fargo Center (20,686)**

Wisconsin's terrific turnaround season did not include a return to the Elite Eight, as the Badgers were bounced in the Sweet 16 by a Notre Dame team that used an 8-0 run over the final 19 seconds to pull out a 61-56 win in a hard-fought East Regional semifinal. Vitto Brown broke a 53-all tie by splashing in a 3-pointer with 27 seconds remaining to give UW the lead, but the Fighting Irish responded with a furious sequence from Demetrius Jackson. He dropped in a layup to draw Notre Dame within 57-56 with 19 seconds left and then grabbed steals on two of Wisconsin's final three possessions — converting one into a layup and the other, with 4 seconds left, into a pair of free throws that provided the final margin. UW had a chance to jump back in front on Bronson Koenig's drive to the rim through contact with 9 seconds left, but the shot rolled off the rim and V.J. Beachem collected the rebound and drew a foul to earn a pair of crucial free throws for the Irish. Ethan Happ led the way for Wisconsin by posting his 10th double-double of the season with 14 points and 12 rebounds. Zak Showalter, who provided a spark in the second half with an acrobatic put-back slam, added 11 points for the Badgers. Nigel Hayes hit a pair of key 3-pointers in the second half and scored 11 points to go with six rebounds.

UW	MP	FG	3P	FT	R	F	A	TO	B	S	TP
Hayes*	33	4-12	2-4	1-2	6	0	3	6	0	2	11
Happ*	28	6-12	0-0	2-2	12	5	1	2	1	2	14
Brown*	29	3-8	2-6	0-0	1	3	3	0	1	0	8
Showalter*37	5-10	1-4	0-0	5	3	3	4	0	1	11	
Koenig*	37	3-12	1-6	1-2	3	1	1	2	0	2	8
Hill	16	1-2	0-0	0-0	5	2	0	2	0	1	2
Thomas	1	0-0	0-0	0-0	1	0	0	0	0	0	0
Iverson	12	1-1	0-0	0-0	1	0	0	1	2	0	2
Illikainen	7	0-0	0-0	0-0	1	1	0	0	0	0	0
team					1						
TOTALS	200	23-57	6-20	4-6	36	15	11	17	4	8	56
		(.404)	(.300)	(.667)							

ND	MP	FG	3P	FT	R	F	A	TO	B	S	TP
Beachem*	35	7-11	3-5	2-2	2	1	1	2	2	3	19
Auguste*	35	4-9	0-0	5-6	12	2	0	2	3	1	13
Farrell*	28	3-5	1-2	0-0	0	1	3	0	0	1	7
Jackson*	37	6-18	0-2	4-4	3	1	6	3	0	3	16
Vasturia*	30	1-6	0-3	0-0	3	2	3	3	0	1	2
Pflueger	5	0-0	0-0	0-0	0	1	0	0	0	0	0
Ryan	12	0-1	0-1	0-0	4	0	0	0	0	0	0
Colson	18	1-5	0-0	2-2	5	1	0	0	1	1	4
team					3				2		
TOTALS	200	22-55	4-13	13-14	32	9	13	12	6	10	61
		(.400)	(.308)	(.929)							

SCORING BY HALVES

Wisconsin	23	33	56
Notre Dame	19	42	61

(8) Wisconsin 84 • (9) Virginia Tech 74

**March 16, 2017 • Buffalo, N.Y.
KeyBank Center (17,619)**

Senior Bronson Koenig was clearly not ready for his career to end. Koenig made a school-record eight 3-pointers and scored 28 points, while fellow senior Nigel Hayes added 16, as Wisconsin advanced in the East Region with an 84-74 victory over Virginia Tech. Koenig's seventh 3-pointer -- and fourth of the second half -- put the Badgers ahead 63-59 with 8:21 remaining, and after Virginia Tech got within one, he dropped another corner 3. Virginia Tech was still within 74-73 when Hayes scored underneath and completed a three-point play to give Wisconsin a little breathing room. After Seth Allen missed a 3, Koenig was off the mark, but junior center Ethan Happ scored on a putback, giving Wisconsin a 79-73 lead. Virginia Tech missed a few deep shots and Hayes came up with a huge tap-back rebound before Koenig was fouled and dropped both free throws to make it 81-74. From there, UW closed out the victory.

UW	MP	FG	3P	FT	R	F	A	TO	B	S	TP
Hayes*	36	4-10	0-1	8-9	10	3	3	2	0	0	16
Happ*	27	5-8	0-0	0-2	8	4	2	2	3	1	10
Brown*	17	2-6	1-3	0-0	2	2	0	2	0	0	5
Showalter*	27	2-2	2-2	0-0	0	5	4	0	0	2	6
Koenig*	37	9-21	8-17	2-2	3	2	3	1	0	0	28
Trice	24	2-7	2-7	0-0	3	1	3	0	0	0	6
Moesch	0+	0-0	0-0	0-0	0	0	0	0	0	0	0
Hill	10	0-1	0-1	2-2	0	3	1	0	0	1	2
Iverson	21	2-4	0-0	7-10	7	2	3	1	0	0	11
Illikainen	1	0-1	0-0	0-0	0	0	0	0	0	0	0
team					3						
TOTALS	200	26-60	13-31	19-25	37	22	19	8	3	4	84
		(.433)	(.419)	(.760)							

VT	MP	FG	3P	FT	R	F	A	TO	B	S	TP
Sy*	10	1-2	0-0	0-0	1	1	0	0	0	0	2
Outlaw*	40	6-11	4-7	0-0	7	4	0	0	0	0	16
Robinson*	37	1-7	0-2	9-10	3	0	6	3	0	0	11
Bibbs*	37	2-3	2-2	2-2	2	3	1	1	0	1	8
Hill*	22	2-6	0-1	0-0	3	2	1	2	0	0	4
Allen	25	3-10	1-5	3-4	2	3	6	0	0	2	10
LeDay	29	8-10	0-0	7-10	4	5	0	2	2	0	23
team					3						
TOTALS	200	23-49	7-17	21-26	25	18	14	10	2	3	74
		(.469)	(.412)	(.808)							

SCORING BY HALVES

Virginia Tech	30	44	74
Wisconsin	34	50	84

(8) Wisconsin 65 • (1) Villanova 62

March 18, 2017 • Buffalo, N.Y.
KeyBank Center (19,261)

For the third time in four years, Wisconsin knocked off a No. 1 seed, this time taking down top-overall seeded Villanova with a 65-62 win to storm into the Sweet 16 for the fourth consecutive year. Wisconsin trailed 57-50 with just over 5:00 remaining, but roared back to tie the game on a 3-pointer from senior Bronson Koenig minutes later. Koenig would shake off foul trouble to score 17 points, but fellow senior Nigel Hayes (19 points) scored the game's biggest bucket, dropping in a reverse layup in traffic with 11.4 seconds left to gain a 64-62 lead. Senior Josh Hart scored 19 to lead the Wildcats, but the guard was bottled up and stripped by Wisconsin's Ethan Happ and Vitto Brown on a drive in the final seconds. Brown then split two free throws with 4 seconds left, but Villanova struggled to corral the rebound and then couldn't get off a final shot.

UW	MP	FG	3P	FT	R	F	A	TO	B	S	TP
Hayes*	39	8-15	0-1	3-7	8	3	1	1	1	0	19
Happ*	23	5-8	0-0	2-4	8	4	3	1	2	2	12
Brown*	24	3-6	3-6	1-2	3	1	2	2	1	1	10
Showalter*	38	2-6	0-4	0-0	2	1	1	2	1	0	4
Koenig*	27	7-11	3-6	0-0	1	4	1	3	0	1	17
Trice	14	0-2	0-1	0-0	1	3	0	2	0	0	0
Pritzl	8	0-0	0-0	0-0	0	2	0	0	0	0	0
Hill	3	0-0	0-0	0-0	1	0	1	0	0	0	0
Iverson	22	1-1	0-0	1-3	4	1	1	3	0	0	3
Illikainen	2	0-0	0-0	0-0	0	0	0	0	0	0	0
team					6						
TOTALS	200	26-49	6-18	7-16	34	19	10	14	5	4	65
		(.531)	(.333)	(.438)							

NOVA	MP	FG	3P	FT	R	F	A	TO	B	S	TP
Jenkins*	26	2-9	0-2	2-2	2	2	1	0	0	1	6
Bridges*	29	0-4	0-1	0-0	7	3	0	1	0	0	0
Reynolds*	21	1-2	0-0	0-0	5	1	0	1	0	1	2
Brunson*	32	5-11	0-4	1-1	2	0	1	0	0	2	11
Hart*	36	5-9	1-4	8-10	3	3	0	5	0	1	19
Paschall	24	3-5	1-1	2-4	3	4	1	1	1	0	9
DiVincenzo	32	5-11	3-4	2-4	6	3	2	0	0	3	15
team					2						
TOTALS	200	21-51	5-16	15-21	30	16	5	8	1	8	62
		(.412)	(.313)	(.714)							

SCORING BY HALVES

Wisconsin	31	34	65
Villanova	27	35	62

(4) Florida 84 • (8) Wisconsin 83 (OT)

March 24, 2017 • New York, N.Y.
Madison Square Garden (20,047)

In arguably the most exciting game of the 2017 NCAA Tournament, Wisconsin's remarkable season came to a stunning end at Madison Square Garden in New York City. Moments after Nigel Hayes' two free throws had given the Badgers a two-point lead with 0:04 seconds left in overtime, Florida's Chris Chiozza dribbled the length of the court, stopped short at the 3-point line and swished an awkward triple at the buzzer to give the Gators an 84-83 victory. Zak Showalter was all set to be the star before Chiozza took it away. Showalter forced overtime with a leaning 3-pointer off one leg with 2.1 seconds left in regulation as the Badgers wiped out a 12-point, second-half deficit in the last 4:15. Eighth-seeded Wisconsin built a five-point lead in overtime, but with star guard Bronson Koenig hobbled by a leg issue the Badgers couldn't close out Florida. Hayes and Ethan Happ led the way for Wisconsin, finishing with 22 and 21 points, respectively.

UW	MP	FG	3P	FT	R	F	A	TO	B	S	TP
Hayes*	37	7-11	1-1	7-14	6	3	2	3	0	1	22
Happ*	30	9-14	0-0	3-4	6	4	4	2	0	1	21
Brown*	26	3-6	2-4	2-2	2	5	3	0	0	1	10
Showalter*	36	4-6	1-1	5-6	7	3	2	2	0	4	14
Koenig*	41	4-13	3-9	2-2	3	4	2	3	1	0	13
Trice	8	0-1	0-1	0-0	0	3	1	1	0	1	0
Pritzl	10	0-1	0-1	0-0	0	3	0	0	0	0	0
Hill	4	0-0	0-0	0-0	0	1	0	1	0	0	0
Iverson	33	1-3	0-0	1-2	8	3	0	2	1	0	3
team					4						
TOTALS	200	28-55	7-17	20-30	36	26	14	16	2	8	83
		(.509)	(.412)	(.667)							

UF	MP	FG	3P	FT	R	F	A	TO	B	S	TP
Robinson*	32	3-6	1-3	0-0	5	3	0	0	2	0	7
Leon*	35	3-4	1-1	0-0	8	5	0	1	0	1	7
Hayes*	35	2-4	0-0	4-9	7	3	1	3	2	1	8
Hill*	27	2-10	0-2	3-4	1	4	3	2	1	0	7
Allen*	37	11-24	4-12	9-10	0	2	1	2	1	1	35
Hester	0+	0-0	0-0	0-0	0	0	0	0	0	0	0
Chiozza	30	3-6	1-2	1-1	4	3	5	3	0	1	8
Gak	7	0-2	0-0	0-0	4	1	0	0	0	0	0
Barry	16	2-4	0-1	3-3	1	1	0	0	1	0	7
Stone	6	2-2	1-1	0-1	1	2	0	1	0	0	5
team					3						
TOTALS	200	28-62	8-22	20-28	34	24	10	12	7	4	84
		(.452)	(.364)	(.714)							

SCORING BY HALVES

Wisconsin	32	40	11	83
Florida	34	38	12	84

(12) Oregon 72 • (5) Wisconsin 54

**March 22, 2019 • San Jose, Calif.
SAP Center (14,331)**

Wisconsin's run in the NCAA Tournament ended early after falling to 12th-seeded Oregon, 72-54, in the opening round. The Badgers and Ducks battled to a 25-25 tie at halftime, but UW was plagued by cold shooting from the outside and couldn't slow the offensive rush from Pac-12 tournament champion Oregon. Ethan Happ and Khalil Iverson each scored 12 points for Wisconsin, while Oregon's Payton Pritchard and Louis King led the Ducks with 19 and 17 points, respectively. The Ducks shot 70.8 percent from the floor in the second half and made five of their six tries from 3-point range. Meanwhile, the Badgers were just 6-for-30 (20%) from long range.

UW	MP	FG	3P	FT	R	F	A TO	B	S	TP
Happ*	33	5-10	0-0	2-4	8	2	0 5	0	1	12
Iverson*	32	5-8	1-1	1-1	5	4	1 2	0	2	12
Reuvers*	17	3-10	2-4	1-2	5	3	1 1	0	0	9
Trice*	30	3-12	2-10	0-0	3	1	5 2	0	2	8
Davison*	33	0-8	0-7	4-4	3	3	1 0	0	2	4
McGrory	0+	1-1	1-1	0-0	0	0	0 0	0	0	3
King	20	1-4	0-2	0-2	4	1	1 2	0	1	2
Ford	17	1-3	0-2	0-0	2	0	0 1	1	0	2
Thomas	1	1-1	0-0	0-0	1	0	0 0	0	0	2
Pritzl	17	0-3	0-3	0-0	1	1	0 0	0	0	0
team					3					
TOTALS	200	20-60	6-30	8-13	35	15	9 13	1	8	54
		(.333)	(.200)	(.615)						

ORE	MP	FG	3P	FT	R	F	A TO	B	S	TP
Pritchard*	35	8-18	2-6	1-1	5	3	8 7	0	2	19
King*	36	6-10	3-3	2-2	4	2	0 2	0	1	17
White*	39	5-7	2-4	2-2	4	3	1 0	1	2	14
Wooten*	33	4-5	0-0	1-2	6	3	1 0	4	0	9
Okoro*	12	2-2	0-0	0-0	2	2	0 0	0	0	4
Richardson	27	2-2	0-0	3-4	5	1	2 2	0	1	7
Bailey	4	1-3	0-1	0-0	1	0	0 0	0	0	2
Amin	13	0-4	0-1	0-0	4	0	0 0	0	0	0
Norris	1	0-0	0-0	0-0	0	0	0 0	0	0	0
team					3					
TOTALS	200	28-51	7-15	9-11	34	14	12 12	5	6	72
		(.549)	(.467)	(.818)						

SCORING BY HALVES

Oregon	25	47	72
Wisconsin	25	29	54

UW IN THE NIT ALL-TIME

APPEARANCES: 4

Overall Record: 3-4

1989

1st Round (Madison, Wis.)
Wisconsin 63, New Orleans 61

2nd Round (Madison, Wis.)

Saint Louis 73, Wisconsin 68

1991

1st Round (Madison, Wis.)
Wisconsin 87, Bowling Green 79 OT

2nd Round (Madison, Wis.)

Stanford 80, Wisconsin 72

1993

1st Round (Madison, Wis.)
Rice 77, Wisconsin 73

1996

1st Round (Madison, Wis.)
Wisconsin 55, Manhattan 42

2nd Round (Madison, Wis.)

Illinois State 77, Wisconsin 62

Wisconsin NIT Records

Individual

Points

31, Willie Simms vs. Bowling Green, 1991

Field Goals

12, Willie Simms vs. Bowling Green, 1991

Field Goal Attempts

20, Sam Okey vs. Illinois State, 1996

Field Goal Percentage (min. 10 att.)

.800 (12-15), Willie Simms vs. Bowling Green, 1991

.800 (8-10), Trent Jackson vs. New Orleans, 1989

3-point Field Goals

4, Tim Locum vs. Bowling Green, 1991

3-point Field Goal Attempts

7, Tim Locum vs. Stanford, 1991

3-point Field Goal Pct. (min. 6 att.)

.429 (3-7), Tim Locum vs. Stanford, 1991

Free Throws

8, Willie Simms vs. Stanford, 1991

Free Throw Attempts

15, Willie Simms vs. Stanford, 1991

Free Throw Percentage (min. 10 att.)

.533 (8-15), Willie Simms vs. Stanford, 1991

Rebounds

12, Patrick Tompkins vs. Stanford, 1991

Assists

7, Tom Molaski vs. St. Louis, 1989

Blocks

5, Sam Okey vs. Manhattan, 1996

Steals

4, Hennsy Auriantal vs. Manhattan, 1996

Team

Points

87 vs. Bowling Green, 1991

Field Goals

29, twice

Field Goal Attempts

60 vs. St. Louis, 1989

Field Goal Percentage

.644 (29-45) vs. Bowling Green, 1991

3-point Field Goals

7 vs. Stanford, 1991

3-point Field Goal Attempts

18, twice

3-point Field Goal Percentage (min. 8 att.)

.417 (5-12) vs. St. Louis, 1989

Free Throws

24 vs. Bowling Green, 1991

Free Throw Attempts

35 vs. Bowling Green, 1991

Free Throw Percentage (min. 12 att.)

.778 (14-18) vs. New Orleans, 1989

Rebounds

36 vs. Manhattan, 1996

Assists

24 vs. Bowling Green, 1991

Blocks

8 vs. Manhattan, 1996

Steals

8 vs. Manhattan, 1996

WISCONSIN IN THE BIG TEN TOURNAMENT

Appearances: 21

Championships: 3 (2004, 2008, 2015)

Championship Game Appearances: 7 (2004, 2005, 2007, 2008, 2013, 2015, 2017)

Overall Record: 25-18

Record vs. lower seeds: 20-10

Record vs. higher seeds: 5-8

Results by seed (appearances/record):

11 seed: 0 / 0-0	7 seed: 0 / 0-0	3 seed: 2 / 2-2
10 seed: 1 / 1-1	6 seed: 1 / 2-1	2 seed: 4 / 8-3
9 seed: 1 / 1-1	5 seed: 1 / 0-1	1 seed: 4 / 6-2
8 seed: 0 / 0-0	4 seed: 7 / 5-7	

Badgers in the Big Ten Tournament Year-by-Year

1998 - UNITED CENTER, CHICAGO (1-1, Quarterfinalist)

March 5

(10) Wisconsin 52, (7) Penn State 51

March 6

(2) Illinois 66, (10) Wisconsin 61

Penn State's Calvin Booth hit a 15-footer to give the Nittany Lions a 51-50 edge with 1:32 remaining, but freshman forward Maurice Linton nailed a nine-foot jumper with 3.7 seconds left to play and the 10th-seeded Badgers advanced with a 52-51 decision.

Wisconsin faced league champion Illinois in the second round and fell behind 26-10 at the half. The resilient Badgers, however, staged an incredible second-half comeback and took a 46-45 lead with 6:14 left to play before Illinois countered with an 11-0 run that finally put the game out of reach.

1999 - UNITED CENTER, CHICAGO (1-1, Semifinalist)

March 5

(4) Wisconsin 74, (5) Iowa 60

March 6

(1) Michigan State 56, (4) Wisconsin 41

Wisconsin took on Iowa in a quarterfinal game. After falling behind 25-23 at halftime, the Badgers shot a blistering .737 from the field in the second half and went on to win 74-60.

Just as they had the year before, the Badgers faced the league champion (this time Michigan State) in their second game. The teams played to a 22-22 tie after the first half, but the Badgers, who shot a then-season low .293 from the floor, scored only 19 points in the second half.

2000 - UNITED CENTER, CHICAGO (2-1, Semifinalist)

March 9

(6) Wisconsin 51, (11) Northwestern 41

March 10

(6) Wisconsin 78, (3) Purdue 66

March 11

(2) Michigan State 55, (6) Wisconsin 46

Figuring they needed at least one Big Ten tournament win to qualify for the NCAA tournament, the Badgers opened the league tourney with a 51-41 victory over Northwestern in the first round. UW led the Wildcats from start to finish.

Wisconsin then squared off against Purdue in the quarterfinals. The Badgers jumped out to a 10-point lead just two minutes into the game and never trailed.

UW then met Michigan State in the semifinals for the second straight season. The Spartans grabbed a 34-21 halftime lead, but the Badgers made a run that cut the MSU lead to 49-44 with 5:29 remaining. The league-champion Spartans held UW to just two points the rest of the way.

2001 - UNITED CENTER, CHICAGO (0-1, Quarterfinalist)

March 9

(4) *Indiana 64, (5) Wisconsin 52*

The Badgers got off to a nice start in their quarterfinal matchup with Indiana, pulling out to a 28-19 lead with 4:38 left in the first half. Indiana closed to within four points (28-24) at the break.

The Hoosiers maintained their momentum by beginning the second half on a 17-2 run. Wisconsin closed the IU lead to 54-49 with 2:04 remaining, but never again came closer than that.

2002 - CONSECO FIELDHOUSE, INDY (0-1, Quarterfinalist)

March 8

(9) *Iowa 58, (1) Wisconsin 56*

Wisconsin entered the 2002 Big Ten Tournament as the No. 1 seed for the first time in school history after winning a share of the Big Ten regular-season title.

UW held a 26-21 lead at halftime, but Iowa came back to grab a 39-37 lead with 10:14 to play. Though the Badgers led by six with 3:42 left, the Hawkeyes scored 10 of the final 12 points of the game to win.

2003 - UNITED CENTER, CHICAGO (0-1, Quarterfinalist)

March 8

(8) *Ohio State 58, (1) Wisconsin 50*

For the second consecutive season, Wisconsin entered the Big Ten tournament as the No. 1 seed but lost in the quarterfinals. The Badgers fell to No. 8 seed Ohio State, 58-50.

UW struggled from the field for the entire game, connecting on just 18-53 shots (.340), its second-worst shooting performance of the season. Kirk Penney led Wisconsin with 14 points, while Alando Tucker chipped in 13.

2004 - CONSECO FIELDHOUSE, INDY (3-0, Champion)

March 12

(2) *Wisconsin 66, (10) Minnesota 52*

March 13

(2) *Wisconsin 68, (3) Michigan State 66*

March 14

(2) *Wisconsin 70, (1) Illinois 53*

The Badgers swept through the 2004 tournament, earning their first conference tourney title.

Top-seeded UW faced No. 10 Minnesota in the quarterfinals and got a combined 43 points from Devin Harris and Mike Wilkinson to defeat the Gophers, 66-52. A 10-0 run in the first half gave the Badgers a lead they would never relinquish.

No. 3 seed Michigan State was up next in the semifinals, the third meeting between the teams in 2004. Harris, who led all scorers with 21 points, made a late trey to put UW in front. MSU's Maurice Ager answered with a bucket, but Wilkinson hit the 20-point plateau for the second straight day and put the Badgers ahead for good with two free throws with 49 seconds left.

UW opened the final vs. top-seeded Illinois with a 16-6 run and never led by less than seven points after that. Harris scored a tournament championship-record 29 points and was named the tourney's most outstanding player. Wilkinson had 53 points in the three games and was named to the all-tournament team.

2005 - UNITED CENTER, CHICAGO (2-1, Finalist)

March 11

(3) *Wisconsin 60, (6) Ohio State 49*

March 12

(3) *Wisconsin 59, (7) Iowa 56*

March 13

(1) *Illinois 54, (3) Wisconsin 43*

A first-half 23-4 run for third-seeded UW proved the difference in defeating No. 6 Ohio State. Zach Morley scored a career-high 23 points on 8-of-11 shooting. The Badgers limited OSU to 34.4 percent shooting.

In the semifinals, Alando Tucker banked in a running 3-pointer as time expired to lift Wisconsin over No. 7 seed Iowa. Tucker finished with 20 points while Morley chipped in with 17.

In a rematch of 2004's championship game, Illinois held off a late UW charge to claim the title. The Badgers trailed by as many 16 points in the second half and rallied to cut the Fighting Illini lead to five down the stretch, but could get no closer. No Badger scored in double figures and the two teams combined to shoot .308 from the field.

2006 - CONSECO FIELDHOUSE, INDY (0-1, Quarterfinalist)

March 10

(5) *Indiana 61, (4) Wisconsin 56*

Wisconsin's bid for three consecutive tournament finals appearances came to an abrupt halt after a 61-56 loss to Indiana in the quarterfinal round of the Big Ten tournament.

The Badgers led by two at the half, but allowed an 11-2 run to the Hoosiers to begin the second half. A Ray Nixon dunk off an offensive rebound gave UW a 46-45 lead with 7:41 left. A late 7-0 run by the Hoosiers put Indiana on top for good as Wisconsin couldn't get within four points the rest of the way.

Alando Tucker led UW with 20 points despite spending most of the first half in foul trouble. Brian Butch just missed a double-double with 12 points and nine rebounds.

2007 - UNITED CENTER, CHICAGO (2-1, Finalist)

March 9

(2) Wisconsin 70, (7) Michigan State 57

March 10

(2) Wisconsin 53, (6) Illinois 41

March 11

(1) Ohio State 66, (2) Wisconsin 49

Behind eight points from Michael Flowers, No. 2 seed Wisconsin jumped out to a 10-0 lead against No. 7 Michigan State in the quarterfinals. The Badgers never looked back, getting 21 points from Alando Tucker on their way to a 13-point win.

UW put together another impressive performance in disposing of sixth-seeded Illinois in the semifinals. With Michael Finley's mother in attendance, Tucker became UW's all-time leading scorer with his first basket of the game. He again led all scorers with 21 points and Kammron Taylor added 16, 14 in the second half.

In the final, Wisconsin and No. 1 seed Ohio State matched up for the third time this season. The game was a defensive struggle and the Badgers trailed by just seven points with seven minutes left in the game. OSU would outscore them 18-8 over the last 6:48 to take the title.

2008 - CONSECO FIELDHOUSE, INDY (3-0, Champion)

March 4

(1) Wisconsin 51, (9) Michigan 34

March 15

(1) Wisconsin 65, (4) Michigan State 63

March 16

(1) Wisconsin 61, (10) Illinois 48

Wisconsin held No. 9 Michigan to just 34 points on 20.0 percent shooting in a quarterfinal win. Joe Krabbenhoft and Michael Flowers scored in double figures for the Badgers.

A semifinal match-up with No. 4 Michigan State proved to be the toughest battle of the tournament for Wisconsin as the Badgers squeaked out a 65-63 win.

With the game tied 63-63, Michael Flowers scored the decisive points when he stole the ball and laid it in at the other end with 27 seconds to play.

In the championship game, Wisconsin drew No. 10 seed Illinois and cruised to a 61-48 victory to win its second-ever Big Ten tournament title. The win also gave the Badgers their first season sweep, as they also won the regular season title with a 16-2 record.

Junior Marcus Landry was named the tournament's most outstanding player after averaging 12.0 points and 7.3 rebounds in the three wins.

2009 - CONSECO FIELDHOUSE, INDY (0-1, Quarterfinalist)

March 13

(5) Ohio State 61, (4) Wisconsin 57

One year after winning the Big Ten tournament championship, the Badgers stay in Indianapolis was much shorter in 2009. Wisconsin fell in a quarterfinal game to Ohio State, 61-57, at Consecro Fieldhouse. UW built a seven-point lead with five minutes remaining but failed to finish off the Buckeyes in the game's closing minutes.

Ohio State would go on an 8-0 run regaining the lead 55-54 with 2:23 left and hang on for the win. UW failed to score a field goal in the final six minutes, sealing its fate. Wisconsin had three players score in double figures: Trévon Hughes (15), Jason Bohannon (13) and Jon Leuer (11).

2010 - CONSECO FIELDHOUSE, INDY (0-1, Quarterfinalist)

March 12

(5) Illinois 58, (4) Wisconsin 54

Senior guard Trévon Hughes helped Wisconsin mount a furious rally, but Illinois held on for a 58-54 win. After trailing by 16 points (46-30) with just 6:45 to play, Hughes began his assault and capped it by connecting on four consecutive 3-pointers over the game's final 1:44 to draw the Badgers within two points, at 56-54, with 31 seconds remaining. After Illinois made one of two free throws, Jason Bohannon's 3-pointer with 15.9 seconds left clanked off the front of the rim to give the Illini the win.

2011 - CONSECO FIELDHOUSE, INDY (0-1, Quarterfinalist)

March 11

(6) Penn State 36, (3) Wisconsin 33

After Penn State opened the game on an 18-2 run, the Badgers battled back by holding the Nittany Lions without a field goal over the final 9:58 of the first half. UW tied the score at 26-26 with 10:37 remaining, but

never gained the lead falling, 36-33, in the lowest-scoring game in tournament history. Jordan Taylor would misfire on two 3-pointers in the final 30 seconds, capping off UW's 15-of-51 (29.4%) shooting night, including 2-of-21 (9.5%) from deep. Taylor led UW with 16 points and Jon Leuer chipped in 10.

2012 - CONSECO FIELDHOUSE, INDY (1-1, Semifinalist)

March 9

(4) Wisconsin 79, (5) Indiana 71

March 10

(1) Michigan State 65, (4) Wisconsin 52

Senior guard Rob Wilson, with only two career starts, made seven 3-pointers and scored a career-high 30 points to lead No. 14 Wisconsin past No. 15 Indiana 79-71 in the quarterfinals of the Big Ten Tournament. The win gave coach Bo Ryan his school record-breaking 266th win at Wisconsin.

In addition to Wilson's big game and Ryan's record-breaking win, the Badgers also tied the tourney record by making 13 of 26 from 3-point range. It had been done four other times.

In the semifinals, No. 8 Michigan State used runs of 13-0, 11-0 and 13-2 to rally from an early deficit and defeat No. 14 Wisconsin, 65-52. The Badgers were led by Jordan Taylor with 19 points and Ryan Evans with 18 but shot just 34.7 percent from the field and committed an uncharacteristic 12 turnovers, their highest total in five games.

2013 - UNITED CENTER, CHICAGO (2-1, Finalist)

March 15

(4) Wisconsin 68, (5) Michigan 59

March 16

(4) Wisconsin 68, (1) Indiana 56

March 17

(3) Ohio State 50, (4) Wisconsin 43

In a quarterfinal matchup with Michigan, the Badgers used a second-half surge to outlast the Wolverines and 2013 Big Ten Player of the Year Trey Burke.

Despite one of their coldest first-half shooting performances, the Badgers held a 20-17 lead at the half. Ben Brust scored 11 of his 14 points in the second half and the Badgers used a 10-0 run and scored 51 points in the final 20 minutes of action to pull away from fifth-seeded Michigan, 68-59.

In the semifinals, Wisconsin posted its 12th-straight victory over top-seeded Indiana. Ryan Evans paced the Badgers with 16 points, eight rebounds, four assists and four blocks. Sam Dekker came off the bench to score nine of his 11 points in the second half

as UW cruised to a 68-56 win -- their second victory over an AP top-10 team in consecutive days.

In the championship game against third-seeded Ohio State, UW's third AP Top 10 opponent in as many days, the Badgers were unable to overcome another streaky day from the field, falling 50-43 to the Buckeyes. Evans and Treavon Jackson were named to the All-Tournament Team.

2014 - BANKERS LIFE FIELDHOUSE, INDY (1-1, Semifinalist)

March 14

(2) Wisconsin 83, (7) Minnesota 57

March 15

(3) Michigan State 83, (2) Wisconsin 75

Bo Ryan notched his 700th career win in an 83-57 rout of Minnesota in the quarterfinals. Senior Ben Brust scored a career-high 29 points while Frank Kaminsky grabbed 12 rebounds. Wisconsin shot 54.5 percent from the field, made 10 of 24 on 3-pointers in the runaway win.

UW dug a big hole in the semifinals and could never climb all the way back, falling 83-75 to No. 3 seed Michigan State. The Spartans went on a 16-1 run in the first half to build a 21-point first-half lead. Thanks to 28 points from Frank Kaminsky, the Badgers would pull within six late, but could get no closer.

2015 - UNITED CENTER, CHICAGO (3-0, Champion)

March 13

(1) Wisconsin 71, (8) Michigan 60

March 14

(1) Wisconsin 71, (4) Purdue 51

March 15

(1) Wisconsin 80, (3) Michigan State 69 (ot)

Top-seeded Wisconsin trailed midway through the first half of its opening-round game vs. Michigan, but closed the first half on an 18-4 run to take a five-point lead and ultimately pull out a 71-60 win. Junior Sam Dekker led the Badgers with 17 points, while Frank Kaminsky added 16 points and 12 rebounds.

In the semifinals, the Badgers trailed Purdue by five at intermission, but overwhelmed the No. 4 seeded Boilermakers in the second half en route to a 71-51 romp. UW held Purdue to six field goals and 24 percent shooting in the final 20 minutes. Bronson Koenig scored a career-high 19 points while Dekker and Nigel Hayes had 15 apiece.

In the championship game, the Badgers rallied from 11 points down in the second half to even the score with Michigan State on a pair of Koenig free throws with 0:15 remaining. UW would then out-score the Spartans 11-0 in overtime as Hayes scored 25

points, Kaminsky added 19 and Koenig tallied 16 of his 18 points in the second half and overtime.

Kaminsky earned Most Outstanding Player and was joined by Hayes on the All-Tournament Team.

2016 - BANKERS LIFE FIELDHOUSE, INDY (0-1, Second Round)

March 10

(11) *Nebraska* 70, (6) *Wisconsin* 58

Wisconsin suffered one of its worst shooting nights of the season in a 70-58 second-round loss to Nebraska. The Badgers hit just 30.2 percent (16-53) from the field, including 4-for-20 from 3-point range and could never pull ahead. UW trailed 55-52 with 5:41 remaining, but missed eight of its final nine shots from there. Freshman Ethan Happ led Wisconsin with 17 points and Vitto Brown scored 16 with eight rebounds.

2017 - VERIZON CENTER, WASHINGTON, DC (2-1, Finalist)

March 10

(2) *Wisconsin* 70, (10) *Indiana* 60

March 11

(2) *Wisconsin* 76, (6) *Northwestern* 48

March 12

(8) *Michigan* 71, (2) *Wisconsin* 56

Bronson Koenig's 16 points led five Badgers in double figures during their 70-60 victory over 10th-seeded Indiana in the quarterfinals. Ethan Happ tallied 14 points and 12 rebounds as UW used a 9-0 first half run to grab a lead it never relinquished.

Wisconsin advanced to the Big Ten Tournament championship game for the third time in five years with a 76-48 dismantling of No. 6 seed Northwestern. The Badgers never trailed, connecting on 12 3-pointers and holding the Wildcats to just 34.6% shooting. Nigel Hayes scored 18 points and Happ added 16.

UW's run ended with a 71-56 loss to Michigan in the championship game, as the Wolverines held the Badgers without a field goal for the first 8 minutes of the second half to turn a 33-32 halftime edge into a 44-34 lead. Koenig scored 15 points, while Hayes and Happ had 14 apiece for Wisconsin.

2018 - MADISON SQUARE GARDEN, NY CITY (1-1, Quarterfinalist)

March 1

(9) *Wisconsin* 59, (8) *Maryland* 54

March 2

(1) *Michigan State* 63, (9) *Wisconsin* 60

Brevin Pritzl's foul-line jumper snapped a 53-53 tie with 28 seconds remaining to propel the Badgers to a 59-54 win over Maryland in the first-ever Big Ten Tournament in New York City. Ethan Happ scored 14 points, while Brad Davison added 13 points.

Wisconsin gave top-seeded and No. 2 ranked Michigan State all it wanted before falling, 63-60, in the quarterfinals. UW out-shot MSU and had just 6 turnovers in the loss. Happ led all scorers with 22 points, but Brad Davison's contested 3-pointer at the buzzer was no good, sealing the loss.

2019 - UNITED CENTER, CHICAGO (1-1, Semifinalist)

March 15

(4) *Wisconsin* 66, (13) *Nebraska* 62

March 16

(1) *Michigan State* 67, (4) *Wisconsin* 55

Balanced scoring helped Wisconsin escape the quarterfinals with a 66-62 win over Nebraska. Khalil Iverson and Nate Reuvers led UW with 14 points apiece, while Brad Davison and Aleem Ford each scored 11. Leading 57-55, D'Mitrik Trice hit a 3-pointer with 58 seconds left to clinch the win.

UW couldn't overcome 2-for-19 shooting from 3-point range in a 67-55 loss to Michigan State in the semifinals. Ethan Happ scored 20 points, but the Spartans opened the game scoring the first eight points and would never trail.

WISCONSIN BIG TEN TOURN. RECORDS

Wisconsin Individual Highs

Points: 30 by Rob Wilson vs. Indiana, 2012
FG: 11 by Rob Wilson vs. Indiana, 2012
FG Attempts: 21 by Jordan Taylor vs. Penn St., 2011
FG Pct. (10 att.): .727 by Zach Morley vs. OSU, 2005
3-point FGs: 7 by Rob Wilson vs. Indiana, 2012
3-point FG Atts: 12 by Devin Harris vs. MSU, 2004
3-point FG Pct. (6 att.): .700 (7-10) by Rob Wilson vs. Indiana, 2012
FT: 12 by Nigel Hayes vs. Michigan State, 2015
FT Attempts: 13 by Marcus Landry vs. MSU, 2008
FT Pct. (10 att.): 1.000 (12-12) Nigel Hayes vs. Michigan State, 2015
Rebounds: 12 by Frank Kaminsky vs. MSU, 2015 and Ethan Happ vs. IND, 2017
Assists: 9 by Bronson Koenig vs. MSU, 2015
Blocked Shots: 4, (3x), MR: Ryan Evans vs. Indiana, 2013
Steals: 5 by Trevon Hughes vs. Illinois, 2010
Minutes: 44 by Bronson Koenig vs. MSU, 2015

Wisconsin Team Highs

Points: 83 vs. Minnesota, 2014
FG: 30 vs. Minnesota, 2014
FG Attempts: 68 vs. Michigan State, 2019
FG Pct.: .615 (24-39) vs. Iowa, 1999
3-point FGs: 13 vs. Indiana, 2012 and MSU, 2015
3-point FG Attempts: 29 vs. Illinois, 2010 and vs. Northwestern, 2017
3-point FG Pct.: .600 (9-15) vs. Iowa, 1999
FT: 26 vs. Michigan State, 2008
FT Attempts: 37 vs. Michigan State, 2008
FT Pct. (10 att.): .917 (11-12) vs. Purdue, 2015
Rebounds: 42 vs. Michigan, 2008
Assists: 20 vs. Purdue, 2000
Blocked Shots: 12 vs. Northwestern, 2000
Steals: 13 vs. Minnesota, 2004

Wisconsin Team Lows

Points: 33 vs. Penn State, 2011
FG: 14 vs. Illinois, 2005
FG Attempts: 39 vs. Iowa, 1999
FG Pct.: .259 (14-54) vs. Illinois, 2005
3-point FGs: 2 vs. Indiana, 2006; vs. OSU, 2005; vs. PSU, 1998; vs. PSU, 2011 and vs. MSU, 2019
3-point FG Attempts: 7 vs. Penn State, 1998
3-point FG Pct.: .095 (2-21) vs. Penn State, 2011
FT: 1 vs. Penn State, 2011
FT Attempts: 2 vs. Illinois, 2008
FT Pct. (5 att.): .333 (2-6) vs. Michigan State, 2018
Rebounds: 23 vs. Michigan State, 2015
Assists: 2 vs. Indiana, 2006
Blocked Shots: 0, (3x), MR: vs. Indiana, 2017
Steals: 1 vs. Indiana, 2006 and vs. Michigan State, 2004 and vs. Michigan State, 1999

Opponent Individual Highs

Points: 28 by Luke Recker (IOWA), 2002
FG: 11 by Kevin Turner (ILL), 1998
FG Attempts: 22 by Trey Burke (MICH), 2013
FG Pct. (10 att.): .800 (8-10) by Jarrod Gee (ILL), 1998 and Mike Tisdale (ILL), 2010
3-point FGs: 5 by Sean Connolly (OSU), 2003 and Glynn Watson (NEB), 2019
3-point FG Att.: 14 by Glynn Watson (NEB), 2019
3-point FG Pct. (6 att.): .714 (5-7) by Sean Connolly (OSU), 2003
FT: 10 by Jared Jeffries (IND), 2001
FT Attempts: 12 by Jared Jeffries (IND), 2001 and Draymond Green (MSU), 2012
FT Pct. (10 att.): .833 (10-12) by Jared Jeffries (IND), 2001
Rebounds: 16 by Draymond Green (MSU), 2012
Assists: 11 by Mateen Cleaves of (MSU), 1999
Blocked Shots: 4 by Greg Oden (OSU), 2007; Calvin Booth (PSU), 1998; Dallas Lauderdale (OSU), 2009; Michael Jacobson (NEB), 2016 and Isaiah Roby (NEB)
Steals: 5 by Luke Recker (IOWA), 2002
Minutes: 42 by Travis Trice (MSU), 2015

Opponent Team Highs

Points: 83 by Michigan State, 2014
FG: 29 by Michigan, 2014
FG Attempts: 63 by Nebraska, 2019
FG Pct.: .569 (29-51) by Michigan State, 2014
3-point FGs: 10 by Michigan, 2017
3-point FG Attempts: 28 by Nebraska, 2019
3-point FG Pct. (10 att.): .600 (6-10) by Illinois, 2010
FT: 26 by Indiana, 2001
FT Attempts: 35 by Indiana, 2001
FT Pct. (10 att.): .909 (10-11) by Michigan State, 2018
Rebounds: 44 by Michigan State, 2019
Assists: 18 by Michigan State, 2007 and MSU, 2019
Blocked Shots: 7 by Nebraska, 2016; Michigan State, 2018 and Nebraska, 2019
Steals: 13 by Iowa, 2002

Opponent Team Lows

Points: 34 by Michigan, 2008
FG: 10 by Michigan, 2008
FG Attempts: 39 by Illinois, 2007 and PSU, 2011
FG Pct.: .200 (10-50) by Michigan, 2008
3-point FGs: 0 by Indiana, 2001
3-point FG Att.: 6 by Indiana, 2001 and Indiana, 2012
3-point FG Pct.: .000 (0-6) by Indiana, 2001
FT: 0 by Michigan, 2015
FT Attempts: 2 by Michigan, 2015
FT Pct.: .000 (0-2) by Michigan, 2015
Rebounds: 19 by Michigan, 2015
Assists: 4 vs. Nebraska, 2016
Blocked Shots: 0 (4x), MR: by Northwestern, 2017
Steals: 0 by Maryland, 2018

WISCONSIN BRAND COMMUNICATIONS

Brandon Harrison

Assistant Director
(Men's BBall Contact)



Brandon Harrison, an alumnus of UW-Madison and Wisconsin native, is in his sixth year on staff at Wisconsin. Harrison serves as the primary communications contact for men's basketball and manages social media for both men's basketball and football.

Harrison was the primary communications director for the men's basketball program last season during its 2020 Big Ten championship season. He also worked with the Badgers during their run to the Final Four and the national championship game in 2015, including the promotion of consensus National Player of the Year Frank Kaminsky.

Prior to joining the staff at Wisconsin, Harrison spent a year in the athletic media relations office at the University of Arkansas. He worked primarily with the Razorbacks' women's basketball and women's tennis programs. Harrison also assisted with football, men's basketball and baseball at Arkansas.

As an undergraduate at UW-Madison, Harrison spent two years as an athletic communications student assistant, where he served as a contact for the track and field and cross country programs, as well as the men's hockey and women's golf teams.

A native of Stoughton, Wisconsin, Harrison graduated from UW-Madison and earned a bachelor's degree in journalism in 2013.

Patrick Herb

Director of Brand Strategy
(Secondary MBB Contact)



Patrick Herb was named the Director of Brand Strategy at Wisconsin in 2019 after serving as Assistant Director of Athletic Communications since 2008.

As Assistant Director of Athletic Communications (2008-18), Herb oversaw the communications efforts for Wisconsin's back-to-back Final Four runs in 2014 and 2015, including the promotion of 2015 consensus National Player of the Year Frank Kaminsky. The book he authored on the Badgers' remarkable run, *Make 'Em Believe*, was released in June 2015.

Herb has served as the sideline reporter for the Wisconsin Radio Network's broadcasts of Badgers football games since 2009 and also has regular segments on the network's football and men's basketball radio pregame shows. From 2014-2016, Herb also served a consultant to UW Athletics Director and College Football Playoff committee member Barry Alvarez, attending each of the first three CFP championship games.

Prior to Wisconsin, Herb spent seven seasons with the Kansas City Chiefs (2001-07), most recently as the manager of media relations.

Herb and his wife, Lindsay, are both Appleton, Wis., natives and currently reside in Verona with their sons, Tyler and Austin.

Jessica Burda

Director of Brand Communications



Jessica Burda was named the Director of Brand Communications at Wisconsin in 2019 after serving as the Director of Digital Content since 2016.

In her current role, she oversees the day-to-day operations of UWBadgers.com, the official website of Wisconsin Athletics, as well as the official social media accounts of the Badgers. She plays a key role in developing, editing and promoting the original content produced by UWBadgers.com Senior Writer Mike Lucas and UWBadgers.com Insider Andy Baggot as well as the UW video services and athletic communications staffs.

Burda also oversees and maintains other UW Athletic Department websites, including those for University Ridge Golf Course, the Crazylegs Classic, Athletic Development and the National W Club. She is also the managing editor of Wisconsin's weekly digital Varsity Magazine as well as managing ongoing development of the Badger Gameday app.

Burda began her professional career with UW Athletics as a sports information assistant from 2002-04. She worked in both the public and private sector in Madison, including communication and marketing for the Greater Madison Chamber of Commerce.

Burda received a Bachelor's degree in mass communication from UW-Stevens Point in 2000 then earned a Master's in strategic communication from Wisconsin in 2002. She has completed additional master's coursework in athletic administration at UW-Whitewater.

A native of Fish Creek in beautiful Door County, Wis., Burda lives in Madison with her husband Tim, a quality assurance specialist for a local electronic medical records software company and fellow rugby player.

UW Brand Communications Office

Phone: (608) 262-1811

Address: Kellner Hall

1440 Monroe Street

Madison, WI 53711

Location: Second Floor, Kellner Hall

Assistant Director: Brandon Harrison (MBB)

608-279-8653 | BAH@athletics.wisc.edu

Secondary Contact: Patrick Herb (MBB)

608-957-2085 | PAH@athletics.wisc.edu

BADGER SPORTS NETWORK

About the Network

Comprised of 59 affiliates, the Badger Sports Network is the radio home of Wisconsin men's basketball and brings the Badgers to all corners of the state — and beyond.

Badger Sports Network broadcasts also are available to SiriusXM satellite radio subscribers and to a worldwide audience thanks to free streaming audio via iHeartRadio. Madison-based WIBA (1310 AM and 101.5 FM) serves as the flagship station for the Badger Sports Network.

The Broadcast Team

For the 25th-consecutive season, Matt Lepay and Mike Lucas team up to provide the call of Wisconsin men's basketball on the Badger Sports Network.

Lepay has been the play-by-play voice of Badgers men's basketball since 1988 and also began calling UW football games in 1994. A seven-time Wisconsin Sportscaster of the Year, Lepay also handles play-by-play for a number of Milwaukee Brewers broadcasts on FOX Sports Wisconsin.

Lucas joined Lepay on the air in 1995 and has provided analysis on Badgers men's basketball and football broadcasts ever since. The two-time Wisconsin Sportswriter of the Year is the Senior Writer for UWBadgers.com and has covered UW athletics for more than 45 years.

Badgers Partner with Learfield

In 2007, the University of Wisconsin and Learfield Sports agreed to a contract extension that granted Learfield marketing and multimedia rights with Badgers athletics through the 2023-24 season.

Learfield's Madison-based staff, which operates under the name Badger Sports Properties (BSP), manages corporate sponsorship programs in support of UW Athletics and is responsible for the production and distribution of live radio broadcasts of Badgers sports, as well as coaches shows and more.

Learfield has partnered with the University of Wisconsin since 1994, producing annually more than 100 radio broadcasts of Badgers football, basketball and hockey games on a statewide network. In 2001, Learfield acquired the multimedia rights at UW, creating marketing opportunities beyond radio to include television, venue signage, event impact, retail promotions, corporate hospitality, print and UWBadgers.com.

2019-20 Affiliates

Amery	WXCE-AM	1260
Antigo	WACD-FM	106.1
Appleton	WHBY-AM	1150
Appleton	WHBY-FM	103.5
Appleton/Oshkosh	WHBY-FM	106.3
Appleton/Oshkosh	WSCO-FM	99.1
Beaver Dam	WBEV-AM	1430
Black River Falls	WWIS-FM	99.7
Dodgeville	WDMP-FM	99.3
Duluth/Superior	WDSM-AM	710
Duluth/Superior	WDSM-FM	98.1
Eau Claire	WMEQ-AM	880
Eau Claire	WBIZ-FM	100.7
Eau Claire	WATQ-FM	106.7
Fond Du Lac	KFIZ-AM	1450
Fort Atkinson	WFAW-AM	940
Green Bay	WDUZ-FM	107.5
Green Bay	WDUZ-AM	1400
Hayward	WRLS-FM	92.3
Ironwood, MI	WJMS-AM	590
Ironwood, MI	WJMS-FM	92.1
Hurley	WIMI-FM	99.7
Janesville	WCLO-AM	1230
Janesville	WCLO-FM	92.7
La Crosse	WFBZ-FM	105.5
Lancaster/Platteville	WGLR-FM	97.7
Madison	WIBA-AM	1310
Madison	WIBA-FM	101.5
Manitowoc	WOMT-AM	1240
Marinette	WMAM-AM	570
Marinette	WMAM-FM	104.5
Marshfield	WOSQ-FM	92.3
Medford	WKEB-FM	99.3
Medford	WIGM-AM	1490
Milwaukee	WRIT-FM	95.7
Milwaukee	WOKY-AM	920
Park Falls	WIMI-FM	102.3
Platteville/Lancaster	WPVL-AM	1590
Prairie du Chien	WPRE-AM	980
Prairie du Chien	WPRE-FM	104.3
Prairie du Chien	WQPC-FM	94.3
Reedsburg/Portage	WRDB-AM	1400
Rhinelander	WERL-AM	950
Rice Lake	WJMC-AM	1240
Richland Center	WRCO-AM	1450
Richland Center	WRCO-FM	107.7
River Falls	WEVR-AM	1550
River Falls	WEVR-FM	106.3
Shawano	WTCH-AM	960
Shawano	WTCH-FM	96.1
Sheboygan	WHBL-AM	1330
Sheboygan	WHBL-FM	101.5
Sparta	WKLJ-AM	1290
Sparta	WKLJ-FM	102.1
Stevens Point	WSAU-FM	99.9
Sturgeon Bay	WDOR-AM	910
Sturgeon Bay	WDOR-FM	93.9
Viroqua	WVRQ-AM	1360
Waupaca	WDUX-AM	800
Waupaca	WDUX-FM	92.7
Wausau	WSAU-AM	550
Wausau	WSAU-FM	95.1
Wisconsin Rapids	WFHR-AM	1320

2020-21 OPPONENT MEDIA CONTACTS

Eastern Illinois: Rich Moser

rlmoser@eiu.edu
(217) 581-7480
eiupanthers.com

Michigan: Tom Wywrot

twywrot@umich.edu
734-763-4423
mgoblue.com

Ark.-Pine Bluff: Duane Lewis

lewisd@uapb.edu
(870) 575-7949
uapblionsroar.com

Michigan State: Mex Carey

careym@ath.msu.edu
517-884-0033
msuspartans.com

Green Bay: Joey Daniels

danielsj@uwgb.edu
920-465-2498
greenbayphoenix.com

Minnesota: Karl Anderson

kganders@umn.edu
612-624-1023
gophersports.com

Marquette: Scott Kuykendall

scott.kuykendall@marquette.edu
414-288-4794
gomarquette.com

Nebraska: Shamus McKnight

smcknight@huskers.com
402-472-7772
huskers.com

Louisville: Kenny Klein

kenny@GoCards.com
(502) 852-6581
gocards.com

Northwestern: Ray O'Connell

raymond.oconnell@northwestern.edu
847-467-3418
nusports.com

Northern Iowa: Nick Harvey

nick.harvey@uni.edu
319-273-3642
unipanthers.com

Ohio State: Dan Wallenberg

wallenberg.1@osu.edu
614-292-6861
ohiostatebuckeyes.com

Illinois: Derrick Burson

burson@illinois.edu
217-333-0933
fightingillini.com

Penn State: Rose Carter

rpc14@psu.edu
814-863-3163
gopsusports.com

Indiana: J.D. Campbell

jc56@indiana.edu
812-322-1437
IUHoosiers.com

Purdue: Chris Forman

cforman@purdue.edu
765-494-3201
purduesports.com

Iowa: Matt Weitzel

matthew-weitzel@uiowa.edu
319-335-9411
hawkeyesports.com

Rutgers: Kevin Lorincz

Klorincz@scarletknights.com
732-445-8112
scarletknights.com

Maryland: Sean Ellenby

sellenby@umd.edu
410-409-4734
umterps.com