

AKRON BASKETBALL



122nd Season | MAC Tournament Champions: 2009, 2011, 2013, 2022 | MAC Regular-Season Champions: 2012, 2013, 2016, 2017, 2020

2022-23 BASKETBALL SCHEDULE

Date	Opponent	TV	Time
Nov. 7	South Dakota State	ESPN3	7 PM
Nov. 11	Mississippi State \$		7 PM
Nov. 15	Morgan State	ESPN3/+	7 PM
Nov. 21	Western Kentucky %	FloSports	1:30 PM
Nov. 22	TBA %	FloSports	TBA
Nov. 23	TBA %	FloSports	TBA
Nov. 30	Marshall	ESPN3/+	7 PM
Dec. 4	Muskingum		2 PM
Dec. 11	Jackson State	ESPN3/+	2 PM
Dec. 14	Wright State	ESPN3/+	7 PM
Dec. 19	Maine	ESPN3/+	7 PM
Dec. 22	Bradley	ESPN3/+	5 PM
Dec. 30	Concord	ESPN3/+	7 PM
Jan. 3	Northern Illinois *	ESPN3/+	7 PM
Jan. 6	Ball State *	CBSSN	8:30 PM
Jan. 10	Bowling Green *	ESPN3/+	7 PM
Jan. 13	Eastern Michigan *	ESPNU	7 PM
Jan. 17	Central Michigan *	ESPN3/+	7 PM
Jan. 21	Western Michigan *	ESPN3/+	2:30 PM
Jan. 24	Miami *	ESPN3/+	7 PM
Jan. 28	Ohio *	ESPN3/+	2 PM
Jan. 31	Buffalo *	WC	TBA
Feb. 4	Kent State *	WC	TBA
Feb. 7	Toledo *	ESPN3/+	7 PM
Feb. 11	Ohio *	WC	TBA
Feb. 14	Eastern Michigan *	ESPN3/+	7 PM
Feb. 18	Buffalo *	WC	TBA
Feb. 21	Toledo *	ESPN3/+	7 PM
Feb. 25	Western Michigan *	ESPN3/+	4 PM
Feb. 28	Ball State *	ESPN3/+	7 PM
March 3	Kent State *	WC	TBA

Home games **BOLD** | All Game Times and Dates subject to change | WC - MAC 21-day Wildcard Game Selection | * MAC game
\$ Barstool Sports Invitational - Philadelphia, Pa.
% Cayman Islands Classic - Grand Cayman Island

Season Opener

Akron Zips (0-0) vs South Dakota State (0-0)

Monday, Nov. 7 • James A. Rhodes Arena

Akron, Ohio • 7 PM (ET) • ESPN3



ZIPS

SOUTH DAKOTA STATE HEAD COACH

Eric Henderson (Wayne State (Neb.) '00)

Overall: 68-22 (4th season)

Record at SDSU: 68-22 (4th season)

AKRON ZIPS HEAD COACH

John Groce (Taylor '94)

Career Record: 276-191 (15th Season)

Record at Akron: 94-59 (5th Season)

Overall MAC Record: 88-68 (at Ohio and Akron)

SERIES HISTORY

First Meeting between Akron and South Dakota State

BROADCAST

TV/Video: ESPN3 - Michael Reghi (PxP) and Jeff Phelps (analyst)

Radio: Akron Sports Network-Dave Skoczen (PxP), Joe Dunn (Analyst)-WHLO 640 AM (iHeart Radio)

Live Stats: GoZips.com/Schedule - Live Stats

QUICK HITS

- Akron claimed the 2022 Mid-American Conference Men's Basketball Tournament Championship and advanced to the 2022 NCAA Tournament for the fifth time in program history. Akron is 40-16 over the last three years in MAC play, owning the best winning percentage (.714) in the league.

- Akron team No. 121 finished the season with a 24-10 overall record and 14-6 record in league play. For the fifth time as a Division I program, the Zips competed in March Madness with an automatic qualifying bid to the NCAA Tournament as a No. 13 seed and played against the No. 4 seed UCLA Bruins in the First Round of the East Region at the Moda Center in Portland, Oregon on March 17, 2022.

- The Zips had three players earn 2022 All-MAC honors: Enrique Freeman who was named MAC Defensive Player of the Year, MAC Tournament MVP and Second Team All-MAC; Ali Ali was named second-team All-MAC; Xavier Castaneda was an honorable mention selection.

- Freeman ranked No. 1 in the nation in field goal percentage (.665) and landed in the NCAA Top 20 in six categories: No. 4 total rebounds (367), No. 6 rebounds per game (10.8), No. 8 double-doubles (18), No. 9 defensive rebounds per game (7.53) and No. 19 offensive rebounds per game (3.26). Freeman was one of 13 players in the NCAA to average a double-double in points (13.2) and rebounds (10.8). He led the MAC in 5-of-6 categories, ranking No. 2 in offensive rebounds per game.

Zips	STAT BREAKDOWN	SDSU
70.6	SCORING AVERAGE	85.9
+8.0	SCORING MARGIN	+12.7
.460	FG PERCENTAGE	.521
.354	3PT PERCENTAGE	.455
7.8	3PT FG MADE PER GAME	9.3
.689	FT PERCENTAGE	.758
34.9	REBOUND PER GAME	35.5
+4.0	REBOUNDING MARGIN	+3.7
11.7	ASSISTS PER GAME	15.1
11.4	TURNOVERS PER GAME	11.0
5.9	STEALS PER GAME	6.1
3.3	BLOCKS PER GAME	2.5

2022-23 AKRON BASKETBALL

PROBABLE STARTERS
Game 1 vs South Dakota State • Nov. 7 • The JAR • 7 PM



AKRON QUICK FACTS

Location Akron, Ohio (44325)
 Population 200,000 (fifth largest in Ohio)
 Founded 1870 (as Buchtel College)
 Enrollment 20,500
 Nickname Zips
 Colors Blue (PMS 282) and Gold (PMS 7503)
 Conference Mid-American
 President Dr. Gary L. Miller
 Director of Athletics Charles Guthrie
 Deputy AD Markus Jennings
 Sr Associate AD/SWA Jackie Wallgren
 Faculty Athletics Representative ... Dr. Matthew Juravich
 Athletic Dept. Phone: (330) 972-7080
 Ticket Office Phone: 1-888-99-AKRON

JAMES A. RHODES ARENA

Capacity 5,500
 Opened December 3, 1983
 W, 78-74 over Eastern Michigan
 Seating 2,096 arm-chair seating
 3,404 bleacher-style seating
 Record at Rhodes Arena.... 441-135 (.767) - 39 Seasons
 Record under John Groce 94-58 (6th Season)
 Press Row Phone (330) 374-8771

PROGRAM HISTORY

Seasons of Basketball 122nd
 First Season of Basketball 1901-02
 Seasons of Division I Basketball 42nd
 First Season of Division I Basketball 1980-81
 All-Time Record 1,673-1,063 (.611)
 All-Time Division I Record 716-543 (.564)
 All-Time MAC Record 290-238 (.543) 29 seasons
 MAC Tournament Titles 4 (2009, 2011, 2013, 2022)
 MAC Regular Season Titles 5 (2012, 2013, 2016, 2017, 2020)
 NCAA Tournament Appearances 14
 NCAA DI Tournament Appearances (Yrs) .5 (1986, 2009, 2011, 2013, 2022)
 NIT Appearances (Yrs) 7 (1987, 1989, 2006, 2008, 2012, 2016, 2017)
 CBI Appearances (Yrs) 1 (2010)
 CIT Appearances (Yrs) 1 (2014)

GoZips.com

Twitter @ZipsMBB | @JohnGroce | @AkronZips
 Facebook Facebook.com/ZipsMBB | /AkronZips
 Instagram @ZipsMBB
 YouTube YouTube.com/ZipsAthletics

ATHLETICS COMMUNICATIONS

Brian Dennison (Men's Basketball Contact)
 Assistant Director for Communications
 (330) 972-6292 office | (330) 962-0366 cell
 bld2@uakron.edu

Sean Palchick (Women's Basketball Contact)
 Associate Director of Athletics Communications
 Office Phone: (330) 972-2677
 Email: spalchick@uakron.edu

WHAT'S AHEAD

The Akron Zips men's basketball program will open the 2022-23 season against South Dakota State at James A. Rhodes Arena on Monday, Nov. 7, as both the Zips and the Jackrabbits are coming off 2022 NCAA Tournament appearances. The Zips 122nd season and sixth under head coach John Groce is scheduled to tip-off at 7 p.m. Prior to the game, the program will recognize the 2022 MAC Tournament Championship with a ring ceremony and banner reveal. Fans can follow the season opener live on ESPN3 with Michael Reghi (PxP) and Jeff Phelps (analyst) calling the action. The Zips' radio broadcast will air on the Akron Sports Network WHLO 640 AM with hosts Dave Skoczen and Joe Dunn. The pregame show starts 30 minutes prior to the contest. The free audio stream is available at iHeart Radio. Fans can also follow the action on GoZips.com via Live Stats.

AKRON BASKETBALL AT A GLANCE

The Zips return nine players from last season's championship squad and adds six newcomers headlined by transfers graduate Trendon Hankerson (Novi, Mich.) and junior Sammy Hunter (Nassau, Bahamas). Also joining the Blue and Gold for 2022-23 are freshmen Tavari Johnson (Chicago, Ill.), Amani Lyles (Columbus, Ohio), Prince Mosengo (Congo, Africa) and Ryan Prather, Jr. (Clarksburg, Md.).

- Akron is 40-16 over the last three years in MAC play, best winning percentage (.714) in the conference
- 2022 Mid-American Conference Tournament Champions
- Posted a 24-10 record, including 14-6 mark in league play
- The 2019-20 MAC regular season champions finished with school-record 24 regular season wins (postseason cancelled due to COVID-19)
- Akron entered the 2022 NCAA Tournament with an eight-game winning streak

DURING EIGHT-GAME WINNING STREAK

- Freeman averaged 13.5 points and 9.3 rebounds while shooting 70.7 percent from the field
- Castaneda averaged a team-best 16.6 points, while adding 4.0 rebounds
- Akron averaged 73.9 ppg, while holding opponents to 62.5 ppg
- Akron shot 48.4 percent from the field and 39.8 percent from beyond the arc
- Akron shot 74.7 percent as a team at the free throw line, including Castaneda's team-best 84.8 percent

SCOUTING SOUTH DAKOTA STATE

SDSU is coming off a historic season that saw the squad use a 21-game winning streak to propel the Jackrabbits into the 2022 NCAA Tournament. The streak was the longest active streak in the NCAA and ended with a 66-57 loss to No. 4 Providence in the first round of March Madness. The Jackrabbits finished the season 30-5, marking most wins in program and Summit League history. Under 4th year head coach Eric Henderson, SDSU lost two key starters but return six players in the rotation and added five newcomers. A year ago, Zeke Mayo averaged 9.6 points, 2.9 rebounds and 2.1 assists per game in 35 appearances. Alex Arians followed in scoring with 8.1 points, 4.0 rebounds and 2.1 assists per game while starting all 35 contests. South Dakota State cruised to a 123-61 exhibition victory over Concordia-St. Paul as 11 players touched the scoring column. Zeke Mayo led SDSU with 26 points while he was joined by five other double-digit scorers. William Kyle III and Alex Arians each had seven rebounds apiece and four Jackrabbits tied with a team-high four assists.

FREEMAN, CASTANEDA TABBED PRESEASON ALL-MAC, ZIPS PICKED THIRD

Freeman earned first team preseason All-MAC accolades, while Castaneda was selected second team All-MAC. The Zips received two first place votes and 127 voting points overall for the third-place ranking, while Kent State and Toledo were picked to finish first and second with six first-place votes (135 pts.) and four first-place votes (131 pts.), respectively.

Freeman was named 2022 MAC Defensive Player of the Year, MAC Tournament MVP and Second Team All-MAC and finished the 2022 campaign ranked No. 1 in the NCAA in field goal percentage (.665). He landed in the nation's Top 20 in six categories: No. 4 total rebounds (367), No. 6 rebounds per game (10.8), No. 8 double-doubles (18), No. 9 defensive rebounds per game (7.53) and No. 19 offensive rebounds per game (3.26). Freeman was one of 13 players in the NCAA to average a double-double in points (13.2) and rebounds (10.8). He led the MAC in 5-of-6 categories, ranking No. 2 in offensive rebounds per game.

Castaneda averaged a second-best 13.6 points per game and led the squad from behind the 3-point arc, shooting 37.3 percent (75 of 201) with a team-best 75 made 3-pointers. He scored in double figures 27 times with four 20+ point performances. He finished in third in the MAC for free throw percentage with 82.3 percent (107 of 130) en route to being named All-MAC Honorable Mention. Castaneda also garnered 2022 MAC All-Tournament Team honors.

AKRON'S RUN TO THE DANCE

Akron to the 2022 MAC Tournament Championship and fifth appearance all-time in the NCAA Tournament. The Zips finished the season 24-10 overall record with a 14-6 league mark, finishing tied for third in regular-season MAC play. As the fourth seed, the Zips defeated fifth-seeded Buffalo (70-68) and top-seeded Toledo (70-62) before posting a 20-point win over second-seeded Kent State (75-55) in the MAC title game. The Zips closed out regular season play on a five-game winning streak and added three consecutive wins to secure the 2022 MAC title. After winning eight consecutive contests, Akron entered the NCAA Tournament as a No. 13 seed and played against the No. 4 seed UCLA Bruins in the First Round of the East Region at the Moda Center in Portland, Oregon on March 17, 2022. The Zips fell 57-53.

BEST START TO A SEASON

The 2015-16 Akron Zips started the season with a 3-0 winning streak. The three consecutive wins to open the season marks the best start in the Division I era of Akron men's basketball history. In addition, the 13-2 start was the best opening to a season in Akron basketball's Division I era, while the Zips win over the Arkansas Razorbacks marked the fifth consecutive season the Zips posted a win over a Power Five Conference opponent.



2021-22 AWARDS AND HONORS

2022 MAC Tournament Champions

MAC Tournament MVP
Enrique Freeman

MAC All-Tournament Team
Enrique Freeman
Ali Ali
Xavier Castaneda

MAC Player of the Week
Ali Ali - Jan. 3
Enrique Freeman - Dec. 6

MAC Postseason Awards

Defensive Player of the Year
Enrique Freeman

All-Defensive Team
Enrique Freeman

Second Team All-MAC
Enrique Freeman
Ali Ali

Honorable Mention
Xavier Castaneda

2022-23 PRESEASON POLL

MAC Men's Basketball Preseason Coaches Poll

1. Kent State (6) - 135 points
2. Toledo (4) - 131
3. Akron (2) - 127
4. Ball State -- 94
5. Ohio -- 91
6. Buffalo -- 82
7. Eastern Michigan -- 68
8. Western Michigan -- 66
9. Bowling Green -- 42
10. Central Michigan -- 38
11. Miami -- 36
12. Northern Illinois - 26

MAC Tournament Champion: Kent State (4), Toledo (3), Akron (2), Eastern Michigan (1), Western Michigan (1)

Preseason All-MAC First Team
Enrique Freeman, F, Akron, Jr.
Payton Sparks, C, Ball State, So.
Sincere Carry, G, Kent State, R-Sr.
JT Shumate, F, Toledo, Sr.
Lamar Norman Jr., G, Western Michigan, Sr.

Preseason All-MAC Second Team
Xavier Castaneda, G, Akron, Sr.
Kevin Miller, G, Central Michigan, So.
Emoni Bates, F, Eastern Michigan, So.
Malique Jacobs, G, Kent State, R-Sr.
Setric Millner Jr., F, Toledo, Sr.

STARTING THE SEASON OFF RIGHT

The Zips are 74-47 (.610) all-time in season openers with a 60-12 (.829) home record and 14-35 (.285) on the road. Since the 2004-05, UA is 12-6 (.667) when opening the season, standing 9-1 (.875) at home, 3-5 (.429) on the road and 4-1 (.800) under head coach John Groce.

Akron owns a 99-21 (.822) home-opening record and 35-4 (.897) at Rhodes Arena. The Zips have been winners in the last 19-of-20 home opening games. Akron is 19-8 in MAC openers, 11-1 at home since joining the league in 1992. Over the last 16 seasons, the Zips are 13-3 in MAC openers and 7-1 at home. Akron has won the last 8-of-9 MAC openers.

Akron is 22-8 in MAC openers since joining the league in 1992. Over the last 16 seasons, the Zips are 13-3 in MAC openers. Akron has won the last 13-of-14 MAC openers, including a 4-1 mark under head coach John Groce. The Zips fell in Groce's initial MAC opener, but have won four straight leading into the 2022-23 opener.

HOME SWEET HOME

The Zips own a 441-135 (.766) all-time record at Rhodes Arena. In the last 16 seasons, Akron has posted a 236-38 (.866) record at the JAR. Under coach Groce Akron is 62-14 (.823) at home. Akron went 12-4 at Rhodes Arena in Groce's first year as head coach and followed with a 14-3 effort. The Zips went 15-2 at home in 2019-20 en route to the regular season MAC Championship. During COVID shortened season, Akron posted a 9-2 mark at the JAR and last season the Zips posted a 12-3 record. Groce became the third Akron coach since 1940 to win his first six home games in the first season as head coach. The Zips rattled off seven straight wins at the JAR before falling in the MAC home opener to Buffalo. The Zips set the all-time longest home winning streak record at Rhodes Arena with 30 consecutive wins during the 2015-17 seasons, replacing the 26-game run the Zips made during the 1985-87 seasons under head coach Bob Huggins. The streak ranked No. 2 in the NCAA.

ON THE ROAD

Akron is 8-4 on the road this season, dropping the season opening game to Ohio State (67-66) as time expired and defeating Wright State by a decisive 18 points (66-48). The Zips second road setback came against Kent State (67-55) in the first installment of the 2021-22 Wagon Wheel series. Zips bounced back with 91-66 win over Bowling Green and a 60-56 win over Central Michigan. The Zips fell at Toledo (84-76). Zips defeated Miami (71-59) and NIU (70-64) in back-to-back road contests but fell to WMU (61-57). Akron defeated Eastern Michigan 67-48, Ohio (91-83) and Ball State (79-60) to end the season.

REGULAR SEASON TOURNAMENTS

Akron is 67-44 all-time and 46-37 in the Division I era (since 1980) in regular season tournaments and 7-6 over the last four years under Groce (7-9 at Akron). Akron posted a 1-2 record in the 2021 Gulf Coast Showcase, 3-1 record in the Global Sports Shootout and 1-1 mark in the DC Holiday Hoops Fest. In 2018-19, the Zips went 2-2 at the Cayman Island Classic, and in Groce's first season, Akron posted an 0-3 mark at the 2018 Diamond Head Classic.

Akron has posted multiple wins in 13 of the last 16 in-season tournaments, including three championships. The Zips won two tournaments in 2016-17, the Savannah Invitational (4-0) and Don Haskins Sun Bowl Invitational (2-0). In 2015-16, Akron went 2-0 at the Las Vegas Holiday Hoops Classic to claim the title. In 2014-15, Akron posted a 2-1 record in the Gildan Charleston Classic following the previous tournament runs at the Puerto Rico Tip-Off (2012, 2-1), 2K Sports Classic (2011, 2-2), the Las Vegas Holiday Hoops Classic (2010, 3-1), the Glenn Wilkes Classic (2009, 2-2), the Legends Classic (2008, 2-2), the Top of the World Classic (2007, 2-1) and the San Juan Shootout (2005, 2-1).

THE POLLS - ZIPS RANK IN MID-MAJOR TOP 25 POLL

2021-22 REVIEW

	Overall	Home	Away	Neutral
2020-21 Record	24-10	12-3	5-5	1-2
2020-21 MAC Record	14-6	7-1	5-5	0-0
2020-21 Non-Conference	3-2	2-0	0-0	1-2

2022 Defensive Player of the Year - Enrique Freeman
2022 All-MAC Second Team - Enrique Freeman
2022 All-MAC Honorable Mention - Xavier Castaneda
2022 MAC All-Defensive Team - Enrique Freeman

MAC Finish - 3rd Overall - No. 4 Seed in Tournament
Mid-American Conference Tournament Results:
Quarterfinal Game: W - No. 3 Akron 74, No. 6 Bowling Green 67
Semifinal Game: L - No. 2 Buffalo 81, No. 3 Akron 81



1,000 CAREER POINT CLUB

Rk.	Pts.	(Games)
1.	2,583*	Joe Jakubick, 1980-84 (108)
2.	2,028	Len Paul, 1969-73 (107)
3.	1,810	Eric McLaughlin, 1985-89 (115)
4.	1,657	John Britton, 1975-79 (91)
5.	1,630	Bill Turner, 1962-67 (106)
6.	1,587	Loren Cristian Jackson, 2018-21 (87)
7.	1,577	Jimmal Ball, 1997-2000 (107)
8.	1,491	Romeo Travis, 2004-07 (122)
9.	1,445	Don Williams, 1963-67 (107)
10.	1,442	Alex Adams, 1959-61 (85)
11.	1,437	Bob Smith, 1964-68 (102)
12.	1,425	Mike Harkins, 1951-56 (65)
13.	1,415	Mark Alberts, 1988-93 (106)
14.	1,413	Shawn Roberts, 1985-89 (117)
15.	1,377	Darryl Peterson, 2002-06 (122)
16.	1,374	Isaiah Johnson, 2013-2017 (136)
17.	1,319	Jim Fenton, 1951-54 (66)
18.	1,283	Jami Bosley, 1998-2000 (75)
19.	1,265	Zeke Marshall, 2010-13 (138)
20.	1,259	Jimond Ivey, 2015-2019 (133)
21.	1,258	Fritz Nagy, 1943-47 (63)
22.	1,229	Fred Golding, 1955-59 (97)
23.	1,217	Bob Whaley, 1956-60 (99)
24.	1,215	George Phillips, 1996-2000 (109)
25.	1,210	Jerry Sloan, 1964-68 (100)
26.	1,193	Climon Lee, 1957-61 (95)
27.	1,190	Derrick Tarver, 2003-04 (55)
28.	1,185	Anthony Buford, 1987-90 (80)
29.	1,158	Nikola Cvetinovic, 2009-12 (141)
30.	1,152	Ray Pryear, 1955-59 (91)
31.	1,151	Jeremiah Wood, 2004-08 (101)
32.	1,147	Daniel Utomi, 2015-2019 (97)
33.	1,143	Ryan Andrick, 1996-2000 (102)
34.	1,142	Brett McKnight, 2007-11 (125)
35.	1,136	Andy Hipsher, 2000-04 (120)
36.	1,120	Cedrick Middleton, 2005-08 (130)
37.	1,108	Marcel Boyce, 1985-87 (59)
38.	1,091	Demetrius Treadwell, 2012-2014 (96)
39.	1,087	Nick Dials, 2006-08 (101)
40.	1,086	Larry Jenkins, 1970-74 (75)
41.	1,055	Bobby Walker, 1946-50 (75)
42.	1,046	Dru Joyce, 2004-07 (123)
43.	1,041	Hank Vaughn, 1946-50 (75)
44.	1,023	Nate Linhart, 2006-09 (134)
45.	1,019	Antino Jackson, 2014-2017 (106)
46.	1,013	Sam Serves, 1942-47 (94)

*Top 50 in NCAA history

GROCE DEBUTS WITH A WIN

Zips' head coach John Groce has spent over two decades on the sidelines of a basketball court as a coach and enters his 15th season as the lead man, and sixth at Akron. On April 6, 2017, Groce was named the 22nd head coach in Akron Basketball history.

On Nov. 11, 2017, Groce and the Zips accomplished something that has only been done 10 times in Akron's history, debuting a coaching career with a win. Akron defeated Cleveland State 67-57 in Groce's Akron coaching debut to become the first coach since the 1984-85 season to win their initial game.

In fact, the last coach to start his Akron career with a win was Bob Huggins during the 1984-85 season against Western Illinois, 64-57. Prior to Huggins, six coaches were unsuccessful in accomplishing that feat since Thomas Dowler did so in 1939-40 against Franklin, 34-25.

AKRON'S RECORD WHEN...

At home	0-0
On the road	0-0
Neutral	0-0
Playing on National TV	0-0
In overtime	0-0
In games decided by 1-2 points	0-0
In games decided by 3-5	0-0
In games decided by 6-10 points	0-0
In games decided by 11-20 points	0-0
In games decided by 21 or more	0-0
Scoring First	0-0
Leading at half	0-0
Tied at half	0-0
Trailing at half	0-0
Leading with 10:00 remaining	0-0
Trailing with 10:00 remaining	0-0
Tied with 10:00 remaining	0-0
Leading with 5:00 remaining	0-0
Trailing with 5:00 remaining	0-0
Tied with 5:00 remaining	0-0
UA shoots 50% or better	0-0
UA shoots less than 50%	0-0
UA shoots better than opponent	0-0
UA shoots worse than opponent	0-0
UA shoots the same FG% as opponent	0-0
Opponent shoots 50% or better	0-0
UA out-rebounds opponent	0-0
Opponent out-rebounds UA	0-0
Rebounds are tied	0-0
UA shoots 70% or better at FT line	0-0
UA has more FT attempts	0-0
Opponent has more FT attempts	0-0
FT attempts are tied	0-0
UA shoots 40% or better from 3-point	0-0
UA shoots under 40% from 3-point	0-0
UA has more turnovers than opponent	0-0
UA has less turnovers than opponent	0-0
Turnovers are tied	0-0
UA scores 90-plus points	4-0
UA scores 80-89 points	4-0
UA scores 70-79 points	9-1
UA scores 60-69 points	5-4
UA scores 50-59 points	1-2
UA scores 49 or less points	1-2
Opponent scores 90-plus points	0-0
Opponent scores 80-89 points	2-1
Opponent scores 70-79 points	6-0
Opponent scores 60-69 points	7-7
Opponent scores 50-59 points	4-0
Opponent scores 49 or less points	5-0
AKRON STREAKS...	
Current Streak	Lost 1
Home Court Streak	Won 2
Road Streak	Lost 1
Neutral Court Streak	Lost 1
Last 5 Games	4-1
Last 10 Games	7-3
AKRON BY MONTH...	
November	0-0
December	0-0
January	0-0
February	0-0
March	0-0
AKRON BY DAY OF THE WEEK...	
Sunday	0-0
Monday	0-0
Tuesday	0-0
Wednesday	0-0
Thursday	0-0
Friday	0-0
Saturday	0-0

WHAT IS A ZIP?

- One of the unique nicknames in collegiate athletics belongs to The University of Akron.

- Originally Zippers, athletic director Kenneth "Red" Cochrane officially shortened the nickname to the Zips in 1950. Twenty-five years earlier a campus-wide contest had been conducted to choose a nickname for the University's athletics teams.

- Suggestions submitted by students, faculty, and alumni included GoldenBlue Devils, Tip Toppers, Rubbernecks, Hillbillies, Kangaroos, and Cheveliers.

- The winner, freshman Margaret Hamlin, received a prize of \$10 for Zippers, a \$6 pair of rubber over-shoes and a brand name of the BF Goodrich Company.

- The evolution of Zippy, UA's mascot, began 40 years ago when the student council decided the University needed a mascot.

- "Zippy" the kangaroo was officially declared the school's mascot on May 1, 1953. The first known printed reference to the mascot as "Zippy" was a 1965 Zip football press brochure. The Buchtelite's first use of the name "Zippy" came Sept. 24, 1965, in an identification of a photo of the cheerleaders listing "Mascot - 'Zippy' - Charles Huettner."

- In 2007, Zippy was named the Capital One National Mascot of the Year.

ZIPS IN THE MAC TOURNAMENT

Akron is 35-20 all-time in the MAC Tournament, 27-9 in its last 36 tournament games. The Zips have won at least one game in the MAC Tournament every year since the 2004-05 season and set an unprecedented 15-of-17 semifinal appearances. The Zips' runs of the consecutive title game (7) and semifinal appearances (13) are the longest streaks in MAC history. The Zips are 29-14 at Rocket Mortgage FieldHouse. Akron is 7-6 in opening round games, 1-0 second round, 12-4 in the quarterfinals, 10-4 semifinals, and 5-6 in title games.

AKRON IN THE MAC

The Zips are 26-12 in the MAC under the new conference format without divisions (new in 2020-21) and 14-6 this season. Akron is 81-23 (.795) at home in league play since the start of the 2011 MAC schedule. UA has seen a ton of success in league play since the start of the 2004-05 season, and is 209-98 overall (.681), including a 126-30 mark in MAC play at home (.822). The Zips' 209 wins are the most in the league during that stretch. The Zips have won 124 of their last 179 MAC games (.694).

OPENING MAC PLAY

Akron is 22-8 in MAC openers since joining the league in 1992. Over the last 16 seasons, the Zips are 13-3 in MAC openers. Akron has won the last 13-of-14 MAC openers, including a 4-1 mark under head coach John Groce. The Zips fell in Groce's initial MAC opener, but have won four straight leading into the 2022-23 opener.



MAC STANDINGS (2021-22)

TEAM	MAC	OVERALL	STREAK
Toledo	17-3	26-8	L2
Kent State	16-4	23-11	L2
Ohio	14-6	25-9	W1
Akron	14-6	24-10	L1
Buffalo	13-6	19-11	L3
Ball State	9-10	14-17	L1
Miami	8-12	14-18	L1
Central Michigan	6-12	7-23	L4
Bowling Green	6-14	13-18	L1
Northern Illinois	6-14	9-21	W1
Eastern Michigan	5-15	10-21	L3
Western Michigan	4-16	8-23	L1

MAC TEAM STATISTICS

	Rank	Stat/G
Scoring Offense	7th	71.6
Scoring Defense	1st	63.2
Scoring Margin	3rd	+8.4
Free Throw %	11th	.683
Field Goal %	2nd	.463
Field Goal Defense	3rd	.422
3-point %	3rd	.351
3-point Defense	8th	.348
3-pointers Made	8th	7.9
Total Rebounds	5th	35.6
Opp Rebounds	1st	30.7
Offensive Rebounds	4th	10.2
Defensive Rebounds	7th	25.5
Rebound Margin	3rd	+4.8
Turnover Margin	7th	-0.21
Assist/Turnover Ratio	6th	1.02
Assists	8th	11.96
Blocked Shots	4th	3.32
Steals	11th	5.43

MAC INDIVIDUAL STATISTICS

	Player	Rank	Stat/G
Scoring	Ali	13th	14.1
	Freeman	19th	13.1
	Castaneda	22nd	12.5
Rebounding	Freeman	1st	11.1
	Field Goal %	Freeman	1st
Free Throw %	Ali	15th	.472
	Castaneda	5th	.824
	Ali	20th	.722
3-Point %	Tribble	25th	.663
	Ali	7th	.381
	Castaneda	10th	.374
3-Pointers Made	Castaneda	10th	2.1/58
Assists	Ali	17th	2.6
	Castaneda	20th	2.3
	Tribble	24th	2.2
	Tribble	18th	1.1/31
Steals	Tribble	18th	1.1/31
Blocked Shots	Bandaogo	3rd	1.4/38
	Freeman	4th	1.3/36
Assist/TO Ratio	-	-	-
Minutes	Ali	8th	33.6
	Castaneda	20th	31.3

Ken Pomeroy NCAA Rankings

Scouting Report ?

Data through games of Tuesday, March 15

Conference only

Category	Offense	Defense	D-I Avg
Adj. Efficiency	106.1 113	102.6 166	103.1
Adj. Tempo	62.0 351		67.0
Avg. Poss. Length	19.1 331	18.3 325	17.6

Four Factors

Effective FG%	52.8 57	49.3 144	50.0
Turnover %	17.8 129	17.6 226	18.4
Off. Reb. %	29.0 147	26.2 96	28.1
FTA/FGA	40.1 5	26.3 74	30.3

Miscellaneous Components

3P%	35.6 74	34.8 250	33.7
2P%	52.4 74	47.7 95	49.7
FT%	69.2 271	70.2 94	71.7
Block%	7.2 52	8.8 170	9.0
Steal%	8.4 76	8.6 243	9.3
Non-Stl TO%	9.5 215	9.1 177	9.1

Style Components

3PA/FGA	41.7 93	35.1 94	37.7
A/FGM	49.0 229	40.3 9	50.8

Point Distribution (% of total points)

3-Pointers	33.4 113	31.4 168	31.3
2-Pointers	45.8 315	52.9 105	50.9
Free Throws	20.8 39	15.7 289	17.9

Strength of Schedule

Components	100.7 264	106.0 288	103.1
Overall	-5.27 279		0.00
Non-conference	-4.28 286		0.00

Personnel

Bench Minutes	26.1% 283		30.7%
Experience	1.17 yrs 321		1.87
Minutes Continuity	54.5% 130		48.9%
Average Height	76.4" 252		77.0"
2-Foul Participation	14.7% 222		21.1%

Ken Pomeroy MAC Rankings

Scouting Report ?

Data through games of Tuesday, March 15

Conference only

Category	Offense	Defense	D-I Avg
Efficiency	110.1 3	101.6 4	103.1
Tempo	63.4 12		67.0
Avg. Poss. Length	19.5 12	18.3 12	17.6

Four Factors

Effective FG%	53.5 2	50.5 5	50.0
Turnover %	17.2 5	17.6 5	18.4
Off. Reb. %	29.0 4	25.2 3	28.1
FTA/FGA	40.1 1	25.0 2	30.3

Miscellaneous Components

3P%	34.5 5	35.9 9	33.7
2P%	54.7 2	48.5 3	49.7
FT%	70.3 10	71.7 6	71.7
Block%	7.5 5	9.6 4	9.0
Steal%	7.7 2	8.2 7	9.3
Non-Stl TO%	9.5 9	9.3 3	9.1

Style Components

3PA/FGA	42.2 4	36.8 4	37.7
A/FGM	49.6 5	42.5 1	50.8

Point Distribution (% of total points)


3-Pointers	32.3 6	33.4 5	31.3
2-Pointers	46.9 8	51.6 5	50.9
Free Throws	20.9 2	15.1 11	17.9

Strength of Schedule

Components	100.7 264	106.0 288	103.1
Overall	-5.27 279		0.00
Non-conference	-4.28 286		0.00


Personnel

Bench Minutes	26.1% 283		30.7%
Experience	1.17 yrs 321		1.87
Minutes Continuity	54.5% 130		48.9%
Average Height	76.4" 252		77.0"
2-Foul Participation	14.7% 222		21.1%



0

AMANI LYLES
Freshman • F
Columbus, Ohio



1

GARVIN CLARKE
Sophomore • G
Nassau, Bahamas




2

GREG TRIBBLE
Junior • G
Cincinnati, Ohio



3

KOBE MITCHELL
Freshman • G
Cadiz, Ohio



4

TRENDON HANKERSON
Graduate • G
Novi, Mich.



5

TAVARI JOHNSON
Freshman • G
Chicago, Ill.



10

RYAN PRATHER JR.
Freshman • G
Clarksburg, Md.



11

SAMMY HUNTER
Junior • C
Senegal, Africa




12

PAT MAYFIELD
Freshman • G
Elgin, Ill.



13

XAVIER CASTANEDA
Senior • G
Chicago, Ill.



20

EVAN WILSON
Sophomore • G
Noblesville, Ind.



22

MIKAL DAWSON
Junior • G
Huntington, W.Va.



23

PRINCE MOSENGO
Freshman • F
DR Congo, Africa



25

ENRIQUE FREEMAN
Junior • F
Cleveland, Ohio



34

NATE JOHNSON
Freshman • G
Liberty Township, Ohio



JOHN GROCE
Head Coach



DUSTIN FORD
Associate Head Coach



ROB FULFORD
Assistant Coach



ROBBY PRIDDEN
Assistant Coach



JON EKEY
Director of Basketball Operations



NUMERICAL ROSTER

No.	Name	Pos.	Ht.	Wt.	Yr.	Hometown (High School Previous School)
0	Amani Lyles	F	6-7	226	Fr.	Columbus, Ohio Beechcroft
1	Garvin Clarke	G	6-0	184	So.	Nassau, Bahamas Euclid Cleveland Heights
2	Greg Tribble	G	6-1	195	Jr.	Cincinnati, Ohio Winton Woods Huntington Prep
3	Kobe Mitchell	G	6-2	190	Fr.	Cadiz, OH Harrison Central
4	Trendon Hankerson	G	6-2	185	Gr.	Novi, Mich Novi Northern Illinois
5	Tavari Johnson	G	5-11	155	Fr.	Chicago, Ill. Lyons
10	Ryan Prather Jr.	G	6-5	205	Fr.	Clarksburg, Md. Clarksburg
11	Sammy Hunter	F	6-9	225	Jr.	Nassau, Bahamas British Columbia Christian Prep Ole Miss
12	Pat Mayfield	G	6-5	185	Fr.	Elgin, Ill. Burlington Central
13	Xavier Castaneda	G	6-1	188	Sr.	Chicago, Ill. Whitney Young South Florida
20	Evan Wilson	G	6-2	200	So.	Noblesville, Ind. Noblesville
22	Mikal Dawson	W	6-5	222	Jr.	Huntington, W.Va. Huntington Prep
23	Prince Mosengo	F	6-8	205	Fr.	DR Congo, Africa Victory Rock Prep Keystone Academy
25	Enrique Freeman	F	6-7	206	Jr.	Cleveland, Ohio St. Martin De Porres High School
34	Nate Johnson	G	6-3	204	Fr.	Liberty Township, Ohio Lakota East

G - Guard, W - Wing, F - Frontcourt

ALPHABETICAL ROSTER

No.	Name	Pos.	Ht.	Wt.	Yr.	Hometown (High School Previous School)
13	Xavier Castaneda	G	6-1	188	Sr.	Chicago, Ill. Whitney Young South Florida
1	Garvin Clarke	G	6-0	184	So.	Nassau, Bahamas Euclid Cleveland Heights
22	Mikal Dawson	W	6-5	222	Jr.	Huntington, W.Va. Huntington Prep
25	Enrique Freeman	F	6-7	206	Jr.	Cleveland, Ohio St. Martin De Porres High School
4	Trendon Hankerson	G	6-2	185	Gr.	Novi, Mich Novi Northern Illinois
11	Sammy Hunter	F	6-9	225	Jr.	Nassau, Bahamas British Columbia Christian Prep Ole Miss
5	Tavari Johnson	G	5-11	155	Fr.	Chicago, Ill. Lyons
34	Nate Johnson	G	6-3	204	Fr.	Liberty Township, Ohio Lakota East
0	Amani Lyles	F	6-7	226	Fr.	Columbus, Ohio Beechcroft
12	Pat Mayfield	G	6-5	185	Fr.	Elgin, Ill. Burlington Central
3	Kobe Mitchell	G	6-2	190	Fr.	Cadiz, OH Harrison Central
23	Prince Mosengo	F	6-8	205	Fr.	DR Congo, Africa Victory Rock Prep Keystone Academy
10	Ryan Prather Jr.	G	6-5	205	Fr.	Clarksburg, Md. Clarksburg
2	Greg Tribble	G	6-1	195	Jr.	Cincinnati, Ohio Winton Woods Huntington Prep
20	Evan Wilson	G	6-2	200	So.	Noblesville, Ind. Noblesville

G - Guard, W - Wing, F - Frontcourt

Head Coach: **John Groce** (Taylor 1994) - 15th season - 6th season at Akron

Associate Head Coach: Dustin Ford (Ohio 2001), Assistant Coaches: Rob Fulford (Marshall 1997), Robby Pridgen (Roanoke 2003)

Director of Basketball Operations: Jon Ekey (Illinois State 2013), Assistant Operations: Blaine Calhoun (Cincinnati 2019)

Graduate Assistants: Devan Morrow (Ohio State 2020), Peter Farkas (SUNY Brockport 2022),

PRONUNCIATION GUIDE

- 13 Xavier Castaneda (**Cast-a-Nay-duh**)
- 22 Mikal (**Michael**) Dawson



1 • GARVIN CLARKE • SO • G • NASSAU, BAHAMAS



SEASON STATS

Opponent	Date	GS	MIN	Total		3-Pointers		Free throws		Rebounds				Other						
				FG-FGA	PCT	3FG-3FGA	PCT	FT-FTA	PCT	OFF	DEF	TOT	AVG	PF	A	TO	BLK	STL	PTS	AVG
at Ohio St.	11/09/2021		15:31	1-5	.200	1-2	.500	2-2	1.000	0	3	3	3.0	0	0	1	0	0	5	5.0
Point Park	11/13/2021		19:12	1-9	.111	0-4	.000	1-2	.500	3	2	5	4.0	0	3	1	0	1	3	4.0
Wheeling	11/18/2021		20:24	5-5	1.000	2-2	1.000	0-0	.000	3	1	4	4.0	2	1	2	0	3	12	6.7
vs Fordham	11/22/2021		14:14	0-3	.000	0-2	.000	0-0	.000	0	2	2	3.5	3	1	1	0	0	0	5.0
vs App State	11/23/2021		23:48	0-4	.000	0-4	.000	0-0	.000	0	5	5	3.8	2	3	3	0	1	0	4.0
vs Evansville	11/24/2021		02:20	0-0	.000	0-0	.000	0-0	.000	0	1	1	3.3	0	0	2	0	0	0	3.3
Marshall	12/01/2021		08:24	0-1	.000	0-0	.000	2-2	1.000	1	1	2	3.1	1	2	1	0	0	2	3.1
Southern U.	12/04/2021		03:31	0-0	.000	0-0	.000	0-0	.000	0	1	1	2.9	4	0	2	0	0	0	2.8
Florida A&M	12/12/2021		15:06	2-3	.667	2-2	1.000	0-0	.000	1	1	2	2.8	1	1	1	0	1	6	3.1
at Wright St.	12/15/2021		21:53	2-5	.400	0-1	.000	1-2	.500	2	6	8	3.3	1	2	4	0	1	5	3.3
Buffalo	01/01/2022		14:52	3-5	.600	1-3	.333	1-1	1.000	0	0	0	3.0	1	3	0	0	0	8	3.7
Ohio	01/04/2022		11:05	0-1	.000	0-0	.000	0-0	.000	0	2	2	2.9	1	1	0	0	0	0	3.4
Ball St.	01/11/2022		14:02	0-1	.000	0-1	.000	0-0	.000	0	1	1	2.8	1	4	1	0	0	0	3.2
at Kent St.	01/14/2022		05:34	0-2	.000	0-2	.000	0-0	.000	0	1	1	2.6	2	0	2	0	0	0	2.9
Western Mich.	01/18/2022		05:58	0-2	.000	0-2	.000	0-0	.000	0	1	1	2.5	0	0	0	0	0	0	2.7
at Bowling Green	01/20/2022		00:45	0-0	.000	0-0	.000	0-0	.000	0	0	0	2.4	0	0	0	0	0	0	2.6
Eastern Mich.	01/22/2022		06:36	0-1	.000	0-1	.000	0-0	.000	0	0	0	2.2	1	1	0	0	0	0	2.4
at Central Mich.	01/25/2022		11:35	1-1	1.000	1-1	1.000	0-0	.000	0	3	3	2.3	2	0	1	0	0	3	2.4
at Toledo	01/28/2022		07:11	0-1	.000	0-1	.000	0-0	.000	0	2	2	2.3	1	1	1	0	2	0	2.3
Miami (OH)	02/04/2022		19:16	1-3	.333	1-2	.500	0-0	.000	0	2	2	2.3	1	2	1	0	2	3	2.4
at Miami (OH)	02/06/2022		18:27	1-3	.333	0-2	.000	0-0	.000	0	4	4	2.3	1	1	1	1	0	2	2.3
at NIU	02/08/2022		14:39	2-3	.667	2-3	.667	0-0	.000	0	1	1	2.3	1	1	0	0	2	6	2.5
Kent St.	02/11/2022		14:45	2-4	.500	0-2	.000	2-2	1.000	0	0	0	2.2	4	1	2	0	0	6	2.7
at Western Mich.	02/15/2022		13:47	0-3	.000	0-1	.000	0-0	.000	1	2	3	2.2	1	1	0	0	0	0	2.5
NIU	02/17/2022		12:30	1-1	1.000	1-1	1.000	1-2	.500	0	3	3	2.2	1	0	1	0	0	4	2.6
at Eastern Mich.	02/19/2022		15:18	0-0	.000	0-0	.000	0-0	.000	0	2	2	2.2	0	0	1	0	0	0	2.5
Bowling Green	02/22/2022		25:35	3-5	.600	1-3	.333	2-4	.500	2	4	6	2.4	2	1	3	0	0	9	2.7
at Ohio	02/25/2022		13:20	2-3	.667	2-2	1.000	3-4	.750	1	3	4	2.4	1	0	0	0	0	9	3.0
at Ball St.	03/01/2022		18:08	1-3	.333	1-2	.500	3-4	.750	1	2	3	2.4	1	2	0	0	1	6	3.1
Central Mich.	03/04/2022	*	21:32	1-5	.200	1-4	.250	0-0	.000	0	2	2	2.4	0	1	0	0	1	3	3.1
vs Buffalo	03/10/2022		19:18	1-4	.250	1-2	.500	0-0	.000	0	2	2	2.4	2	0	0	0	0	3	3.1
vs Toledo	03/11/2022		18:58	0-4	.000	0-3	.000	0-3	.000	2	1	3	2.4	1	1	0	0	0	0	3.0
vs Kent St.	03/12/2022		21:01	3-6	.500	3-5	.600	2-3	.667	0	2	2	2.4	1	2	2	0	1	11	3.2
vs UCLA	03/17/2022		20:34	2-4	.500	1-2	.500	2-2	1.000	2	2	4	2.5	1	0	0	0	2	7	3.3
Totals		1	489:08	35-100	.350	21-62	.339	22-33	.667	19	65	84	2.5	41	36	34	1	18	113	3.3

CAREER STATS

		Field Goals		3-Point		F-Throws		Rebounds				Other				Scoring				
SEASON	TEAM	GP-GS	MIN/AVG	FG-FGA	FG%	3FG-3FGA	3FG%	FT-FTA	FT%	OFF	DEF	TOT	AVG	PF-FO	A	TO	BLK	STL	PTS	AVG
2020-21	UA	22-0	140/6.4	16-56	.286	4-17	.235	16-22	.727	5	13	18	0.8	11-0	12	4	1	6	52	2.4
2021-22	UA	34-1	489/14.4	35-100	.350	21-62	.339	22-33	.667	19	65	84	2.5	41-0	36	34	1	18	113	3.3
TOTAL		56-1	629/11.2	51-156	.327	25-79	.316	38-55	.691	24	78	102	1.8	52-0	48	38	2	24	165	2.9

Single Game Highs

Statistic	Value
Points	12 vs Wheeling 11/18/21
Rebounds	8 at Wright St. 12/15/21
Assists	4 vs Ball St. 01/11/22
Steals	3 vs Wheeling 11/18/21
Blocks	1 vs Malone 12/19/20, at Miami (OH) 02/06/22
FG Made	5 vs Wheeling 11/18/21
FG Attempts	9 vs Point Park 11/13/21
3FG Made	3 vs Kent St. 03/12/22
3FG Attempts	5 vs Kent St. 03/12/22
FT Made	4 at Buffalo 03/02/21
FT Attempts	4 5 times



2 • GREG TRIBBLE • JR • G • CINCINNATI, OHIO



SEASON STATS

Opponent	Date	GS	MIN	Total		3-Pointers		Free throws		Rebounds				PF	A	TO	BLK	STL	PTS	AVG
				FG-FGA	PCT	3FG-3FGA	PCT	FT-FTA	PCT	OFF	DEF	TOT	AVG							
at Ohio St.	11/09/2021		13:35	1-4	.250	0-0	.000	0-0	.000	1	1	2	2.0	3	1	1	0	0	2	2.0
Point Park	11/13/2021		18:12	3-5	.600	0-2	.000	2-3	.667	0	2	2	2.0	1	2	2	0	3	8	5.0
Wheeling	11/18/2021		20:09	1-3	.333	0-1	.000	1-2	.500	0	3	3	2.3	0	1	0	0	4	3	4.3
vs Fordham	11/22/2021		12:01	2-5	.400	0-2	.000	0-1	.000	0	2	2	2.3	4	0	1	1	0	4	4.3
vs App State	11/23/2021		18:23	0-1	.000	0-0	.000	0-0	.000	1	2	3	2.4	1	2	1	0	1	0	3.4
vs Evansville	11/24/2021		34:18	3-9	.333	0-1	.000	4-6	.667	0	4	4	2.7	3	3	1	0	1	10	4.5
Marshall	12/01/2021	*	26:16	5-10	.500	0-2	.000	2-4	.500	0	2	2	2.6	4	4	3	0	0	12	5.6
Southern U.	12/04/2021	*	29:01	4-7	.571	0-0	.000	11-13	.846	0	2	2	2.5	2	1	1	0	0	19	7.3
Florida A&M	12/12/2021	*	31:52	2-5	.400	0-0	.000	5-6	.833	0	0	0	2.2	1	3	2	0	2	9	7.4
Buffalo	01/01/2022	*	21:25	1-4	.250	0-0	.000	3-4	.750	1	5	6	2.6	5	0	1	0	0	5	7.2
Ohio	01/04/2022	*	32:37	2-5	.400	1-2	.500	0-2	.000	0	3	3	2.6	0	2	0	0	1	5	7.0
Ball St.	01/11/2022	*	30:44	3-4	.750	1-1	1.000	2-4	.500	1	3	4	2.8	3	2	0	0	1	9	7.2
at Kent St.	01/14/2022	*	23:48	2-7	.286	0-1	.000	0-2	.000	2	0	2	2.7	2	3	0	0	2	4	6.9
Western Mich.	01/18/2022	*	30:21	3-6	.500	1-3	.333	0-0	.000	1	3	4	2.8	0	4	0	0	3	7	6.9
at Bowling Green	01/20/2022	*	24:60	5-7	.714	1-2	.500	0-0	.000	0	1	1	2.7	4	3	0	0	2	11	7.2
Eastern Mich.	01/22/2022	*	29:38	1-4	.250	0-1	.000	2-3	.667	0	5	5	2.8	3	3	0	0	1	4	7.0
at Central Mich.	01/25/2022	*	34:06	1-4	.250	0-0	.000	2-2	1.000	0	0	0	2.6	4	3	2	1	1	4	6.8
at Toledo	01/28/2022	*	27:37	1-7	.143	0-0	.000	2-5	.400	0	2	2	2.6	2	4	4	0	2	4	6.7
Miami (OH)	02/04/2022	*	19:22	2-2	1.000	0-0	.000	2-2	1.000	0	0	0	2.5	3	0	1	0	1	6	6.6
at Miami (OH)	02/06/2022	*	26:19	3-5	.600	0-0	.000	5-8	.625	1	4	5	2.6	2	1	3	0	1	11	6.9
at NIU	02/08/2022	*	27:36	5-5	1.000	1-1	1.000	2-2	1.000	0	1	1	2.5	1	3	0	0	2	13	7.1
Kent St.	02/11/2022	*	17:57	1-4	.250	0-1	.000	1-2	.500	2	1	3	2.5	2	4	1	0	1	3	7.0
at Western Mich.	02/15/2022	*	17:44	2-4	.500	0-0	.000	0-0	.000	2	1	3	2.6	2	1	2	1	1	4	6.8
NIU	02/17/2022	*	29:25	3-6	.500	0-0	.000	4-5	.800	0	4	4	2.6	3	1	1	1	0	10	7.0
at Eastern Mich.	02/19/2022	*	28:40	3-4	.750	0-0	.000	2-2	1.000	0	3	3	2.6	3	2	2	0	1	8	7.0
Bowling Green	02/22/2022	*	26:35	4-7	.571	0-0	.000	0-0	.000	1	6	7	2.8	2	4	1	0	0	8	7.0
at Ohio	02/25/2022	*	32:49	6-8	.750	0-1	.000	5-8	.625	0	4	4	2.9	0	1	0	1	0	17	7.4
at Ball St.	03/01/2022	*	28:14	1-6	.167	0-1	.000	2-2	1.000	0	2	2	2.8	2	0	2	0	1	4	7.3
Central Mich.	03/04/2022		27:14	1-4	.250	0-0	.000	6-8	.750	0	3	3	2.8	2	3	0	0	2	8	7.3
vs Buffalo	03/10/2022	*	26:38	0-2	.000	0-0	.000	6-6	1.000	0	4	4	2.9	4	1	4	0	1	6	7.3
vs Toledo	03/11/2022	*	32:26	4-9	.444	0-1	.000	2-2	1.000	0	0	0	2.8	2	4	1	1	1	10	7.4
vs Kent St.	03/12/2022	*	22:56	2-7	.286	1-3	.333	1-2	.500	0	1	1	2.7	1	5	2	0	0	6	7.3
vs UCLA	03/17/2022	*	26:37	2-7	.286	0-1	.000	1-1	1.000	0	4	4	2.8	1	0	3	0	0	5	7.2
Totals		26	849:34	79-177	.446	6-27	.222	75-107	.701	13	78	91	2.8	72	71	42	6	36	239	7.2

CAREER STATS

SEASON	TEAM	GP-GS	MIN/AVG	Field Goals		3-Point		F-Throws		Rebounds				Scoring						
				FG-FGA	FG%	3FG-3FGA	3FG%	FT-FTA	FT%	OFF	DEF	TOT	AVG	PF-FO	A	TO	BLK	STL	PTS	AVG
2019-20	UA	31-0	507/16.4	34-74	.459	3-11	.273	23-47	.489	7	47	54	1.7	58-0	34	33	3	8	94	3.0
2020-21	UA	21-6	388/18.5	32-78	.410	1-16	.063	24-38	.632	14	26	40	1.9	32-2	26	22	2	9	89	4.2
2021-22	UA	33-26	850/25.7	79-177	.446	6-27	.222	75-107	.701	13	78	91	2.8	72-1	71	42	6	36	239	7.2
TOTAL		85-32	1745/20.5	145-329	.441	10-54	.185	122-192	.635	34	151	185	2.2	162-3	131	97	11	53	422	5.0

Single Game Highs

Statistic	Value	
Points	19	vs Southern U. 12/04/21
Rebounds	7	vs Bowling Green 02/22/22
Assists	5	vs Kent St. 03/12/22
Steals	4	vs Wheeling 11/18/21
Blocks	1	11 times
FG Made	6	at Ohio 02/25/22
FG Attempts	10	vs Marshall 12/01/21
3FG Made	1	10 times
3FG Attempts	4	vs Ball St. 01/30/21
FT Made	11	vs Southern U. 12/04/21
FT Attempts	13	vs Southern U. 12/04/21



13 • XAVIER CASTANEDA • JR • G • CHICAGO, ILL.



SEASON STATS

Opponent	Date	GS	MIN	Total		3-Pointers		Free throws		Rebounds				PF	A	TO	BLK	STL	PTS	AVG
				FG-FGA	PCT	3FG-3FGA	PCT	FT-FTA	PCT	OFF	DEF	TOT	AVG							
at Ohio St.	11/09/2021	*	26:39	4-8	.500	3-7	.429	0-0	.000	1	4	5	5.0	4	2	2	0	0	11	11.0
Point Park	11/13/2021	*	17:39	6-9	.667	5-8	.625	0-0	.000	1	2	3	4.0	2	3	2	0	0	17	14.0
Wheeling	11/18/2021	*	20:01	2-5	.400	2-5	.400	3-4	.750	0	2	2	3.3	0	0	0	0	1	9	12.3
vs Fordham	11/22/2021	*	32:06	2-6	.333	1-4	.250	3-3	1.000	0	1	1	2.8	2	0	2	0	1	8	11.3
vs App State	11/23/2021	*	25:27	1-7	.143	1-6	.167	1-1	1.000	1	2	3	2.8	3	1	2	0	0	4	9.8
vs Evansville	11/24/2021	*	23:57	2-6	.333	2-4	.500	5-7	.714	1	1	2	2.7	1	2	2	0	1	11	10.0
Marshall	12/01/2021	*	23:47	0-2	.000	0-1	.000	4-4	1.000	1	2	3	2.7	1	3	1	0	1	4	9.1
Southern U.	12/04/2021	*	34:01	2-7	.286	2-5	.400	7-8	.875	2	2	4	2.9	1	5	3	0	2	13	9.6
Florida A&M	12/12/2021	*	33:18	4-7	.571	4-7	.571	5-6	.833	0	5	5	3.1	2	5	3	0	0	17	10.4
at Wright St.	12/15/2021	*	31:50	6-14	.429	2-5	.400	0-0	.000	0	6	6	3.4	0	2	1	0	1	14	10.8
Buffalo	01/01/2022	*	35:06	3-12	.250	1-6	.167	7-7	1.000	1	3	4	3.5	3	2	3	0	1	14	11.1
Ohio	01/04/2022	*	28:58	3-13	.231	2-8	.250	5-5	1.000	3	2	5	3.6	2	2	2	0	0	13	11.3
Ball St.	01/11/2022	*	36:57	9-15	.600	3-9	.333	8-8	1.000	0	5	5	3.7	1	6	0	0	2	29	12.6
at Kent St.	01/14/2022	*	40:00	5-11	.455	3-7	.429	8-8	1.000	0	5	5	3.8	2	1	1	0	1	21	13.2
Western Mich.	01/18/2022	*	38:44	5-12	.417	3-7	.429	1-2	.500	1	2	3	3.7	2	6	1	0	0	14	13.3
at Bowling Green	01/20/2022	*	35:40	4-10	.400	1-4	.250	5-7	.714	1	2	3	3.7	0	6	2	0	2	14	13.3
Eastern Mich.	01/22/2022	*	34:12	5-12	.417	4-7	.571	0-0	.000	2	2	4	3.7	3	3	2	0	0	14	13.4
at Central Mich.	01/25/2022	*	34:06	6-10	.600	2-5	.400	2-3	.667	1	5	6	3.8	0	2	3	0	2	16	13.5
at Toledo	01/28/2022	*	29:22	4-12	.333	0-4	.000	1-3	.333	0	0	0	3.6	2	2	0	0	1	9	13.3
Miami (OH)	02/04/2022	*	34:31	4-8	.500	3-3	1.000	0-3	.000	1	3	4	3.7	4	3	1	1	0	11	13.2
at Miami (OH)	02/06/2022	*	32:19	4-8	.500	3-4	.750	4-4	1.000	0	4	4	3.7	0	0	2	0	0	15	13.2
at NIU	02/08/2022	*	33:24	3-7	.429	1-2	.500	5-6	.833	0	0	0	3.5	1	1	2	0	1	12	13.2
Kent St.	02/11/2022	*	30:59	2-8	.250	2-5	.400	0-0	.000	2	0	2	3.4	2	2	1	0	1	6	12.9
at Western Mich.	02/15/2022	*	31:06	3-12	.250	2-9	.222	3-6	.500	1	4	5	3.5	1	1	2	0	1	11	12.8
NIU	02/17/2022	*	31:41	1-8	.125	0-6	.000	2-2	1.000	1	1	2	3.4	5	3	1	0	1	4	12.4
at Eastern Mich.	02/19/2022	*	35:04	6-13	.462	3-8	.375	0-0	.000	0	7	7	3.6	1	1	0	0	1	15	12.5
Bowling Green	02/22/2022	*	32:09	4-8	.500	3-6	.500	2-2	1.000	1	0	1	3.5	5	0	2	0	0	13	12.6
at Ohio	02/25/2022	*	34:37	1-6	.167	0-3	.000	8-9	.889	0	4	4	3.5	1	1	1	0	2	10	12.5
at Ball St.	03/01/2022	*	31:10	7-13	.538	5-10	.500	3-4	.750	0	1	1	3.4	1	3	0	0	0	22	12.8
Central Mich.	03/04/2022	*	38:11	7-16	.438	2-8	.250	1-2	.500	0	7	7	3.5	0	2	0	0	0	17	12.9
vs Buffalo	03/10/2022	*	35:08	5-15	.333	2-6	.333	3-3	1.000	1	5	6	3.6	1	4	2	1	1	15	13.0
vs Toledo	03/11/2022	*	35:17	7-15	.467	5-11	.455	7-7	1.000	0	4	4	3.6	1	1	2	1	1	26	13.4
vs Kent St.	03/12/2022	*	38:20	5-12	.417	1-4	.250	4-6	.667	0	2	2	3.6	2	2	1	0	5	15	13.5
vs UCLA	03/17/2022	*	33:07	8-17	.471	2-7	.286	0-0	.000	0	6	6	3.6	3	1	1	0	1	18	13.6
Totals		34	1088:53	140-344	.407	75-201	.373	107-130	.823	23	101	124	3.6	59	78	50	3	31	462	13.6

CAREER STATS

SEASON	TEAM	GP-GS	MIN/AVG	Field Goals		3-Point		F-Throws		Rebounds				Scoring						
				FG-FGA	FG%	3FG-3FGA	3FG%	FT-FTA	FT%	OFF	DEF	TOT	AVG	PF-FO	A	TO	BLK	STL	PTS	AVG
2018-19	USF	38-3	710/18.7	47-141	.333	17-53	.321	53-76	.697	18	42	60	1.6	57-0	65	59	1	19	164	4.3
2019-20	USF	31-15	792/25.5	52-157	.331	25-80	.313	31-46	.674	6	64	70	2.3	53-0	54	53	2	31	160	5.2
2020-21	USF	20-5	475/23.8	54-150	.360	24-62	.387	37-42	.881	4	42	46	2.3	30-0	52	34	2	9	169	8.5
2021-22	UA	34-34	1089/32.0	140-344	.407	75-201	.373	107-130	.823	23	101	124	3.6	59-2	78	50	3	31	462	13.6
TOTAL FOR UA	34-34	1089/32.0	140-344	.407	75-201	.373	107-130	.823	23	101	124	3.6	59-2	78	50	3	31	462	13.6	
TOTAL	123-57	3066/24.9	293-792	.370	141-396	.356	228-294	.776	51	249	300	2.4	199-2	249	196	8	90	955	7.8	

Single Game Highs

Statistic	Value	
Points	29	vs Ball St. 01/11/22
Rebounds	7	at Houston 02/28/21, at Eastern Mich. 02/19/22, vs Central Mich. 03/04/22
Assists	6	6 times
Steals	5	vs Kent St. 03/12/22
Blocks	1	8 times
FG Made	9	vs Ball St. 01/11/22
FG Attempts	17	vs UCLA 03/17/22
3FG Made	5	vs Point Park 11/13/21, at Ball St. 03/01/22, vs Toledo 03/11/22
3FG Attempts	11	vs Toledo 03/11/22
FT Made	8	4 times
FT Attempts	9	vs Memphis 03/02/21, at Ohio 02/25/22



20 • EVAN WILSON • FR • G • NOBLESVILLE, IND.



SEASON STATS

Opponent	Date	GS	MIN	Total		3-Pointers		Free throws		Rebounds				Other							
				FG-FGA	PCT	3FG-3FGA	PCT	FT-FTA	PCT	OFF	DEF	TOT	AVG	PF	A	TO	BLK	STL	PTS	AVG	
Point Park	11/13/2021		04:27	1-2	.500	0-1	.000	0-0	.000	0	0	0	0.0	1	0	0	0	0	0	2	2.0
Wheeling	11/18/2021		06:14	0-2	.000	0-2	.000	0-0	.000	0	0	0	0.0	0	1	0	0	0	1	0	1.0
vs Fordham	11/22/2021		01:17	0-0	.000	0-0	.000	0-0	.000	0	0	0	0.0	0	0	0	0	0	0	0	0.7
Southern U.	12/04/2021		00:40	0-0	.000	0-0	.000	0-0	.000	0	0	0	0.0	0	0	0	0	0	0	0	0.5
at Wright St.	12/15/2021		00:37	0-0	.000	0-0	.000	0-0	.000	0	0	0	0.0	0	0	0	0	0	0	0	0.4
at Bowling Green	01/20/2022		00:56	0-0	.000	0-0	.000	0-0	.000	0	0	0	0.0	0	1	0	0	0	0	0	0.3
Totals		0	14:12	1-4	.250	0-3	.000	0-0	.000	0	0	0	0.0	1	2	0	0	0	1	2	0.3

Player Averages

Games Played	Minutes/game	Points/game	FG Pct	3FG Pct	FT Pct	Rebounds/game	Assists/game	Turnovers/game	Assist/Turnover ratio	Steals/game	Blocks/game
6	2.4	0.3	25.0	0.0	0.0	0.0	0.3	0.0	2.0	0.2	0.0

CAREER STATS

SEASON	TEAM	GP-GS	MIN/AVG	Field Goals		3-Point		F-Throws		Rebounds				Scoring							
				FG-FGA	FG%	3FG-3FGA	3FG%	FT-FTA	FT%	OFF	DEF	TOT	AVG	PF-FO	A	TO	BLK	STL	PTS	AVG	
2021-22	UA	6-0	14/2.4	1-4	.250	0-3	.000	0-0	.000	0	0	0	0.0	1-0	2	0	0	0	1	2	0.3
TOTAL		6-0	14/2.4	1-4	.250	0-3	.000	0-0	.000	0	0	0	0.0	1-0	2	0	0	0	1	2	0.3

Single Game Highs

Statistic	Value	
Points	2	vs Point Park 11/13/21
Assists	1	vs Wheeling 11/18/21, at Bowling Green 01/20/22
Steals	1	vs Wheeling 11/18/21
FG Made	1	vs Point Park 11/13/21
FG Attempts	2	vs Point Park 11/13/21, vs Wheeling 11/18/21
3FG Attempts	2	vs Wheeling 11/18/21



22 · MIKAL DAWSON · SO · W · HUNTINGTON, W.VA.



SEASON STATS

Opponent	Date	GS	MIN	Total		3-Pointers		Free throws		Rebounds				PF	A	TO	BLK	STL	PTS	AVG
				FG-FGA	PCT	3FG-3FGA	PCT	FT-FTA	PCT	OFF	DEF	TOT	AVG							
at Ohio St.	11/09/2021		10:03	1-5	.200	0-3	.000	0-1	.000	1	1	2	2.0	2	0	2	0	0	2	2.0
Point Park	11/13/2021		20:24	4-8	.500	4-8	.500	0-0	.000	1	1	2	2.0	3	2	1	0	1	12	7.0
Wheeling	11/18/2021		20:51	2-4	.500	1-3	.333	0-2	.000	1	2	3	2.3	1	1	2	0	1	5	6.3
vs Fordham	11/22/2021		16:59	0-1	.000	0-0	.000	0-0	.000	1	1	2	2.3	2	2	0	0	2	0	4.8
vs App State	11/23/2021		14:13	3-7	.429	2-6	.333	0-0	.000	0	3	3	2.4	2	0	0	0	1	8	5.4
vs Evansville	11/24/2021		24:26	1-3	.333	1-2	.500	0-0	.000	2	2	4	2.7	2	1	1	0	1	3	5.0
Marshall	12/01/2021		28:20	0-2	.000	0-1	.000	0-0	.000	3	1	4	2.9	2	1	0	0	0	0	4.3
Southern U.	12/04/2021		22:49	2-6	.333	2-6	.333	1-2	.500	2	3	5	3.1	4	1	2	0	2	7	4.6
Florida A&M	12/12/2021		10:18	0-2	.000	0-2	.000	0-0	.000	0	1	1	2.9	3	0	0	0	0	0	4.1
at Wright St.	12/15/2021		28:14	1-5	.200	1-5	.200	0-0	.000	0	1	1	2.7	2	1	0	0	1	3	4.0
Buffalo	01/01/2022		27:32	3-6	.500	3-6	.500	0-0	.000	1	3	4	2.8	0	0	0	0	1	9	4.5
Ohio	01/04/2022		34:35	4-11	.364	4-9	.444	2-2	1.000	0	3	3	2.8	1	2	0	0	1	14	5.3
Ball St.	01/11/2022		21:51	4-6	.667	2-4	.500	0-1	.000	2	2	4	2.9	4	0	2	1	0	10	5.6
at Kent St.	01/14/2022		21:27	0-2	.000	0-2	.000	0-0	.000	0	0	0	2.7	2	0	1	0	0	0	5.2
Western Mich.	01/18/2022		22:41	3-7	.429	3-6	.500	0-0	.000	1	2	3	2.7	2	1	1	0	1	9	5.5
at Bowling Green	01/20/2022		26:11	1-4	.250	1-4	.250	0-0	.000	1	2	3	2.8	1	0	0	0	0	3	5.3
Eastern Mich.	01/22/2022		17:39	0-2	.000	0-2	.000	0-0	.000	0	2	2	2.7	1	0	2	0	0	0	5.0
at Central Mich.	01/25/2022		20:11	0-1	.000	0-1	.000	0-0	.000	2	1	3	2.7	1	1	0	0	0	0	4.7
at Toledo	01/28/2022		27:42	4-9	.444	3-8	.375	3-3	1.000	3	4	7	2.9	2	0	1	0	0	14	5.2
Miami (OH)	02/04/2022		26:16	0-4	.000	0-4	.000	2-2	1.000	2	3	5	3.1	1	1	0	0	0	2	5.1
at Miami (OH)	02/06/2022		17:50	0-1	.000	0-1	.000	1-2	.500	1	0	1	3.0	2	2	0	0	2	1	4.9
at NIU	02/08/2022		23:54	2-5	.400	2-4	.500	0-0	.000	1	2	3	3.0	2	1	1	0	0	6	4.9
Kent St.	02/11/2022		19:52	1-3	.333	1-3	.333	1-2	.500	1	2	3	3.0	1	1	1	0	1	4	4.9
at Western Mich.	02/15/2022		21:22	1-2	.500	1-2	.500	0-0	.000	0	3	3	3.0	1	1	2	0	0	3	4.8
NIU	02/17/2022	*	22:10	2-5	.400	1-4	.250	2-2	1.000	0	0	0	2.8	3	0	1	0	3	7	4.9
at Eastern Mich.	02/19/2022	*	23:32	1-4	.250	1-4	.250	0-0	.000	0	3	3	2.8	1	1	0	0	2	3	4.8
Bowling Green	02/22/2022	*	27:28	4-7	.571	4-7	.571	5-6	.833	0	4	4	2.9	3	0	0	0	2	17	5.3
at Ohio	02/25/2022	*	37:17	5-8	.625	1-4	.250	4-4	1.000	1	4	5	3.0	2	2	2	0	2	15	5.6
at Ball St.	03/01/2022	*	34:12	4-9	.444	3-8	.375	0-0	.000	1	3	4	3.0	2	1	0	0	4	11	5.8
Central Mich.	03/04/2022	*	32:27	1-5	.200	1-4	.250	2-4	.500	3	5	8	3.2	1	2	1	0	1	5	5.8
vs Buffalo	03/10/2022	*	33:38	5-9	.556	3-4	.750	1-2	.500	2	2	4	3.2	1	1	1	0	1	14	6.0
vs Toledo	03/11/2022	*	28:19	3-6	.500	3-6	.500	0-0	.000	0	5	5	3.3	3	0	0	1	0	9	6.1
vs Kent St.	03/12/2022	*	28:38	1-2	.500	1-1	1.000	0-0	.000	2	3	5	3.3	0	1	0	0	3	3	6.0
vs UCLA	03/17/2022	*	31:27	1-4	.250	0-2	.000	0-0	.000	3	2	5	3.4	1	1	1	0	1	2	5.9
Totals			10 824:47	64-165	.388	49-136	.360	24-35	.686	38	76	114	3.4	61	28	25	2	34	201	5.9

CAREER STATS


SEASON	TEAM	GP-GS	MIN/AVG	Field Goals		3-Point		F-Throws		Rebounds				Scoring						
				FG-FGA	FG%	3FG-3FGA	3FG%	FT-FTA	FT%	OFF	DEF	TOT	AVG	PF-FO	A	TO	BLK	STL	PTS	AVG
2019-20	UA	17-0	75/4.4	2-12	.167	0-7	.000	2-4	.500	7	9	16	0.9	9-0	1	6	1	1	6	0.4
2020-21	UA	23-0	305/13.3	34-81	.420	20-62	.323	10-13	.769	19	31	50	2.2	25-0	14	9	0	10	98	4.3
2021-22	UA	34-10	825/24.3	64-165	.388	49-136	.360	24-35	.686	38	76	114	3.4	61-0	28	25	2	34	201	5.9
TOTAL		74-10	1205/16.3	100-258	.388	69-205	.337	36-52	.692	64	116	180	2.4	95-0	43	40	3	45	305	4.1

Single Game Highs

Statistic	Value	
Points	17	vs Bowling Green 02/22/22
Rebounds	8	vs Central Mich. 03/04/22
Assists	2	9 times
Steals	4	at Ball St. 03/01/22
Blocks	1	at Bowling Green 02/25/20, vs Ball St. 01/11/22, vs Toledo 03/11/22
FG Made	5	at Western Mich. 01/23/21, at Ohio 02/25/22, vs Buffalo 03/10/22
FG Attempts	11	vs Ohio 01/04/22
3FG Made	4	vs Point Park 11/13/21, vs Ohio 01/04/22, vs Bowling Green 02/22/22
3FG Attempts	9	vs Cedarville 12/12/20, vs Ohio 01/04/22
FT Made	5	vs Bowling Green 02/22/22
FT Attempts	6	vs Bowling Green 02/22/22



25 • ENRIQUE FREEMAN • JR • F • CLEVELAND, OHIO



SEASON STATS

Opponent	Date	GS	MIN	Total		3-Pointers		Free throws		Rebounds				PF	A	TO	BLK	STL	PTS	AVG
				FG-FGA	PCT	3FG-3FGA	PCT	FT-FTA	PCT	OFF	DEF	TOT	AVG							
at Ohio St.	11/09/2021	*	28:56	4-6	.667	0-0	.000	0-0	.000	4	5	9	9.0	2	0	0	1	0	8	8.0
Point Park	11/13/2021	*	23:28	8-12	.667	0-1	.000	2-3	.667	6	8	14	11.5	2	0	3	0	1	18	13.0
Wheeling	11/18/2021	*	22:24	7-10	.700	0-0	.000	1-1	1.000	8	5	13	12.0	1	3	1	2	0	15	13.7
vs Fordham	11/22/2021	*	24:31	4-9	.444	0-1	.000	1-2	.500	3	8	11	11.8	4	0	1	1	0	9	12.5
vs App State	11/23/2021	*	30:21	7-10	.700	0-0	.000	1-2	.500	2	8	10	11.4	4	0	2	1	0	15	13.0
vs Evansville	11/24/2021	*	28:19	4-7	.571	0-0	.000	2-4	.500	2	8	10	11.2	4	3	2	1	0	10	12.5
Marshall	12/01/2021	*	26:57	8-12	.667	0-0	.000	8-12	.667	4	10	14	11.6	3	0	2	2	1	24	14.1
Southern U.	12/04/2021	*	28:00	5-7	.714	0-0	.000	5-10	.500	4	9	13	11.8	2	1	2	3	1	15	14.3
Florida A&M	12/12/2021	*	26:26	2-4	.500	0-0	.000	4-8	.500	4	7	11	11.7	3	2	0	0	0	8	13.6
at Wright St.	12/15/2021	*	22:57	2-3	.667	0-0	.000	0-0	.000	3	5	8	11.3	4	1	2	0	0	4	12.6
Buffalo	01/01/2022	*	31:18	6-7	.857	0-0	.000	2-2	1.000	3	7	10	11.2	3	3	2	1	1	14	12.7
Ohio	01/04/2022	*	28:38	3-4	.750	0-0	.000	1-3	.333	3	7	10	11.1	3	0	3	0	0	7	12.3
Ball St.	01/11/2022	*	21:22	6-9	.667	0-0	.000	2-4	.500	5	7	12	11.2	5	1	4	0	0	14	12.4
at Kent St.	01/14/2022	*	33:28	4-6	.667	0-1	.000	5-8	.625	2	5	7	10.9	1	0	2	0	0	13	12.4
Western Mich.	01/18/2022	*	23:04	6-8	.750	0-0	.000	3-5	.600	6	2	8	10.7	4	0	2	1	0	15	12.6
at Bowling Green	01/20/2022	*	23:37	3-7	.429	0-0	.000	3-4	.750	3	7	10	10.6	4	1	3	1	1	9	12.4
Eastern Mich.	01/22/2022	*	31:10	3-9	.333	0-0	.000	0-0	.000	2	12	14	10.8	3	1	2	2	0	6	12.0
at Central Mich.	01/25/2022	*	32:07	7-9	.778	0-0	.000	2-3	.667	2	9	11	10.8	2	1	3	5	1	16	12.2
at Toledo	01/28/2022	*	25:35	7-8	.875	0-0	.000	3-4	.750	4	6	10	10.8	4	1	0	1	0	17	12.5
Miami (OH)	02/04/2022	*	32:47	9-13	.692	0-0	.000	3-6	.500	2	11	13	10.9	2	0	0	3	0	21	12.9
at Miami (OH)	02/06/2022	*	24:30	1-3	.333	0-0	.000	2-2	1.000	1	9	10	10.9	2	3	3	0	0	4	12.5
at NIU	02/08/2022	*	32:08	7-11	.636	0-0	.000	7-8	.875	2	11	13	11.0	1	0	3	1	1	21	12.9
Kent St.	02/11/2022	*	30:03	8-10	.800	0-0	.000	5-8	.625	2	11	13	11.0	3	2	3	0	0	21	13.2
at Western Mich.	02/15/2022	*	42:24	6-11	.545	0-0	.000	4-8	.500	5	13	18	11.3	4	3	1	5	0	16	13.3
NIU	02/17/2022	*	29:32	2-4	.500	0-0	.000	4-7	.571	4	7	11	11.3	3	2	3	0	0	8	13.1
at Eastern Mich.	02/19/2022	*	34:01	5-8	.625	0-0	.000	5-6	.833	2	6	8	11.2	1	3	4	4	1	15	13.2
Bowling Green	02/22/2022	*	33:34	4-7	.571	0-0	.000	3-6	.500	4	7	11	11.2	0	1	0	2	1	11	13.1
at Ohio	02/25/2022	*	31:19	6-7	.857	0-0	.000	2-3	.667	2	7	9	11.1	5	3	2	1	0	14	13.1
at Ball St.	03/01/2022	*	34:22	5-9	.556	0-0	.000	8-10	.800	5	11	16	11.3	3	4	0	1	0	18	13.3
Central Mich.	03/04/2022	*	23:38	2-4	.500	0-0	.000	1-2	.500	1	2	3	11.0	4	2	0	0	1	5	13.0
vs Buffalo	03/10/2022	*	28:44	5-7	.714	0-0	.000	0-1	.000	3	6	9	10.9	4	1	1	2	1	10	12.9
vs Toledo	03/11/2022	*	29:01	6-6	1.000	0-0	.000	0-0	.000	2	8	10	10.9	5	1	2	0	2	12	12.9
vs Kent St.	03/12/2022	*	37:54	8-10	.800	0-0	.000	7-8	.875	4	4	8	10.8	0	2	3	0	2	23	13.2
vs UCLA	03/17/2022	*	24:02	5-6	.833	0-0	.000	4-4	1.000	2	8	10	10.8	5	1	3	0	1	14	13.2

CAREER STATS

SEASON	TEAM	GP-GS	MIN/AVG	Field Goals		3-Point		F-Throws		Rebounds				Scoring						
				FG-FGA	FG%	3FG-3FGA	3FG%	FT-FTA	FT%	OFF	DEF	TOT	AVG	PF-FO	A	TO	BLK	STL	PTS	AVG
2019-20	UA	7-0	13/1.9	1-1	1.000	0-0	.000	3-4	.750	1	3	4	0.6	1-0	0	0	1	0	5	0.7
2020-21	UA	23-20	517/22.5	77-104	.740	0-0	.000	27-41	.659	65	146	211	9.2	58-0	7	34	44	12	181	7.9
2021-22	UA	34-34	981/28.8	175-263	.665	0-3	.000	100-154	.649	111	256	367	10.8	100-4	46	64	41	16	450	13.2
TOTAL		64-54	1511/23.6	253-368	.688	0-3	.000	130-199	.653	177	405	582	9.1	159-4	53	98	86	28	636	9.9

Single Game Highs

Statistic	Value	
Points	24	vs Marshall 12/01/21
Rebounds	21	vs Malone 12/19/20
Assists	4	at Ball St. 03/01/22
Steals	2	4 times
Blocks	5	at Central Mich. 01/25/22, at Western Mich. 02/15/22
FG Made	11	vs Malone 12/19/20
FG Attempts	14	vs Malone 12/19/20
3FG Attempts	1	vs Point Park 11/13/21, vs Fordham 11/22/21, at Kent St. 01/14/22
FT Made	8	vs Marshall 12/01/21, at Ball St. 03/01/22
FT Attempts	12	vs Marshall 12/01/21



JOHN GROCE

Head Coach

Sixth Season at Akron

15th Season Overall

Taylor '94

Groce became the Akron Zips 22nd head coach on April 6, 2017. He completed his fifth season at Akron with a 94-59 overall record, including a 63-25 mark over the last three seasons.

In Mid-American Conference play, the Zips are 54-38 under Groce and 40-16 over the last three years, owning the best winning percentage (.714) in the league.

Groce has a long track record of building championship caliber teams and

all-around successful young men. The program's mission "to be impactful", and the vision "OneAkron", resonates with everyone involved in the program as he is notorious for saying "It takes a village."

In 2022, The University of Akron basketball program claimed the 2022 MAC Men's Basketball Tournament Championship and advanced to the 2022 NCAA Tournament for the fifth time in program history. Akron entered NCAA Tournament as a No. 13 seed and played against the No. 4 seed UCLA Bruins in the First Round of the East Region at the Moda Center in Portland, Oregon on March 17, 2022. The Zips fell 57-53. Akron won eight consecutive games entering the NCAA Tournament, including the last five regular season games and the three MAC Tournament games. The Zips finished the season with a 24-10 overall record and 14-6 record in league play.

In 2020, the Zips matched the best regular season record in program history at 24-7. Groce led the Zips to five consecutive Mid-American Conference Tournaments, earning the No. 4 seed and defeating fifth-seeded Buffalo (70-68) in the quarterfinal round, top-seeded Toledo (70-62) in the semifinal round and second-seeded Kent State (75-55) in the finals. Akron earned No. 1 seed in 2020 - the 2020 MAC Tournament was canceled due to the COVID-19 pandemic.

During his 27-year coaching career, he has helped coach teams to 19 postseason appearances in 24 opportunities, including six regular season conference championships, eight conference tournament championships, a National Runner-up, an Elite 8, an NCAA Sweet 16 and seven Round of 32 appearances. Over 27 years his teams have not only shown consistent success on the court but have demonstrated sustained excellence in the classroom as well.

Prior to joining the Zips, Groce was head men's basketball coach at the University of Illinois for five seasons. During his tenure at Illinois, he led the Illini to an average of 19 wins per season along with postseason appearances in four of his five years in Champaign, owning a 95-75 record.

He arrived at Illinois after four seasons as head coach at Ohio University, where he led the Bobcats to an 85-56 overall record as well as Mid-American Conference Tournament titles and NCAA Tournament appearances in 2010 and 2012. Groce pursued building a championship program in all phases. There were signature wins on the court, player development improvements, recruiting success, and achievement in the classroom as well.

Ohio was the story of the 2012 Tournament, advancing to the Sweet 16 as a No. 13 seed with victories over No. 4 seed Michigan followed by No. 12 seed South Florida. The Bobcats made a strong push for the Elite Eight before falling to No. 1 seed North Carolina in overtime in the regional semifinal. It marked just the second time in Ohio's school history and first since 1964 that the Bobcats won multiple games in the NCAA Tournament. Ohio finished the 2012 season with a school-record 29 wins and was known for its pressure defense, ranking second nationally in turnover percentage and third in steals percentage.

Ohio also made noise in the 2010 postseason. Playing in the school's first NCAA Tournament game in five seasons, the Bobcats received a No. 14 seed and defeated No. 3 seed Georgetown. With the 2010 and 2012 NCAA performances, Ohio became just the sixth school ever to win Tournament games as both a 13 and 14 seed.

Groce earned his first head-coaching job at Ohio following four seasons on Thad Matta's staff at Ohio State from 2005-08, the first two as assistant coach and last two as associate head coach. During Groce's time in Columbus the Buckeyes amassed a record of 105-35, advanced to the NCAA Championship game in 2007 and second round in 2006, claimed back-to-back outright Big Ten Championships in 2006 and 2007 and won the NIT in 2008.

Groce played a key role in recruiting many of the top players at Ohio State and was named Rivals' 2006 National Recruiter of the Year.

Groce earned a bachelor's degree in mathematics from Taylor in 1994. He and his wife, Allison, have two sons, Conner and Camden, and a daughter, Cate.

THE JOHN GROCE FILE

COACHING EXPERIENCE

2018-present	Akron	Head Coach
2013-17	Illinois	Head Coach
2009-12	Ohio	Head Coach
2007-08	Ohio State	Associate Head Coach
2005-06	Ohio State	Assistant Coach
2002-04	Xavier	Assistant Coach
2001	Butler	Assistant Coach
1997-00	N.C. State	Assistant Coach
1994-96	Taylor	Assistant Coach

YEAR-BY-YEAR COACHING RECORD

Year	Team	Overall	Conference	Finish/Postseason
2008-09	Ohio	15-17 (.468)	7-9 (.438)	6th East
2009-10	Ohio	22-15 (.595)	7-9 (.438)	5th East, NCAA Second Round
2010-11	Ohio	19-16 (.543)	9-7 (.563)	3rd East, CIT Quarterfinals
2011-12	Ohio	29-8 (.784)	11-5 (.688)	3rd East, NCAA Sweet 16
Ohio Totals (4 seasons)		85-56 (.603)	34-30 (.531)	
2012-13	Illinois	23-13 (.639)	8-10 (.444)	T7th, NCAA Third Round
2013-14	Illinois	20-15 (.571)	7-11 (.389)	T8th, NIT Second Round
2014-15	Illinois	19-14 (.576)	9-9 (.500)	T7th, NIT First Round
2015-16	Illinois	15-19 (.441)	5-13 (.278)	12th
2016-17	Illinois	18-14 (.563)	8-10 (.444)	9th
Illinois (5 seasons)		94-76 (.561)	37-53 (.411)	
2017-18	Akron	14-18 (.438)	6-12 (.333)	6th East
2018-19	Akron	17-16 (.515)	8-10 (.444)	4th East
2019-20	Akron	24-7 (.770)	14-4 (.760)	1st, MAC Champions
2020-21	Akron	15-8 (.667)	12-6 (.667)	3rd in MAC
2021-22	Akron	24-10 (.714)	14-6 (.727)	t-3rd, NCAA First Round
2022-23	Akron	0-0 (.000)	0-0 (.000)	
Akron (5 seasons)		94-59 (.618)	54-38 (.587)	
Career Totals (12 seasons)		276-191 (.592)	125-121 (.508)	

BIRTHDATE: Sept. 7, 1971 **EDUCATION:** Taylor University, B.S. in mathematics, 1994
HOMETOWN: Danville, Ind. **PLAYING CAREER:** 1991-93 Basketball (Taylor)
FAMILY: Wife- Allison, Children- Conner, Camden, and Cate



Groce ALL-Time Record vs Opponents

THE NUMBERS ON AKRON HOOPS...

4 Akron has won three MAC tournament titles to represent the league in the NCAA Tournament.

17 The number of times the Zips have finished in the top-three in the MAC East since divisional play began during the 1997-98 season.

19 Only 10 teams had at least 19 wins every season since the start of the 2004-05 campaign, including the Zips.

21 Akron was one of just four programs in all of Division I basketball to post at least 21 wins in 12 straight-seasons.

87 Akron has posted 87 winning seasons in 121 years of basketball.

85.0 The Zips have a home winning percentage of 85.0 since the start of the 2004-05 campaign (244-44).

126 The number of wins in league play the Zips have posted since the start of the 2012 MAC schedule 126-50, .696).

209 Akron has posted 209 wins in conference play since the 2004-05 season (209-66 .759). The Zips' 209 wins are the most in the league during that stretch.

244 Akron has posted 244 home wins since the 2004-05 campaign (244-44, .853).

395 The number of wins the Zips have posted since the start of the 2004-05 season, the most victories in the MAC.

694 The number of consecutive games that Akron has made at least one 3-point basket.

1,673 The Zips have won 1,673 games in their 121 seasons of basketball. Akron was the 56th Division I program to post 1,500 all-time wins.

Opponent	UA W-L	TOT W-L			
Akron	0-0	6-4	Michigan	0-0	3-9
Alabama	0-0	0-1	Michigan State	0-0	3-4
Alabama State	1-0	2-0	Middle Tennessee	0-0	1-0
American	0-0	1-0	Minnesota	0-0	6-3
Appalachian State	1-1	1-1	Mississippi Valley State	1-0	1-0
Arkansas State	0-0	1-0	Missouri	0-0	4-1
Auburn	0-0	2-0	Morgan State	0-0	1-0
Austin Peay	0-0	2-1	Nebraska	0-0	5-3
BYU	0-0	1-0	Nevada	0-1	0-1
Ball State	5-3	8-6	Norfolk State	0-0	2-0
Baylor	0-0	1-0	North Carolina	0-0	0-1
Boston U.	0-0	1-0	North Carolina Central	1-0	1-0
Bowling Green	8-3	11-9	North Carolina A&T	0-0	2-0
Bradley	0-0	1-0	North Carolina State	0-0	1-0
Brown	0-0	1-0	North Dakota State	0-0	1-0
Bucknell	0-0	1-0	North Florida	0-0	0-1
Buffalo	3-8	8-12	Northern Illinois	4-3	8-3
Butler	0-0	1-0	Northern Iowa	0-0	1-0
Carnegie Mellon	1-0	1-0	Northern Kentucky	0-0	1-0
Cedarville	2-0	2-0	Northwestern	0-0	5-3
Central Michigan	6-1	9-3	Notre Dame	0-0	0-1
Chaminade	0-0	1-0	Oakland	0-0	1-1
Chattanooga	1-0	1-1	Ohio	6-4	6-4
Chicago State	1-0	3-0	Ohio Valley	0-0	1-0
Clemson	0-1	0-2	Ohio State	0-1	2-7
Cleveland State	1-0	1-0	Oregon	0-0	0-2
Colgate	0-0	1-0	Penn State	0-0	4-3
Colorado	0-0	1-0	Pittsburgh	0-0	0-1
Concord	2-0	2-0	Point Park	1-0	1-0
Coppin State	0-0	1-0	Portland	0-0	1-0
Dartmouth	0-0	1-0	Princeton	0-1	0-1
Davidson	0-1	0-1	Providence	0-0	0-1
Dayton	0-1	0-1	Purdue	0-0	3-5
Delaware	0-0	2-1	Robert Morris	0-0	0-3
Detroit Mercy	1-0	2-0	Rutgers	0-0	3-1
Eastern Kentucky	0-0	2-1	St. Bonaventure	1-1	1-2
Eastern Michigan	7-3	9-5	St. Francis (N.Y.)	0-0	2-0
East Tennessee State	0-0	0-1	St. Francis (Pa.)	0-0	1-0
Elon	0-0	1-0	Santa Clara	0-0	1-0
Evansville	1-0	1-0	South Carolina Upstate	1-0	1-0
Fordham	0-1	0-1	South Dakota	0-0	1-0
Florida State	0-0	0-1	South Florida	0-0	1-0
Florida A&M	1-0	1-0	Southeast Missouri	0-0	1-0
Gardner-Webb	0-0	1-0	Southern	2-0	2-0
George Mason	0-0	0-1	Temple	0-0	0-1
Georgetown	0-0	1-0	Tennessee	0-0	0-1
Georgia Southern	0-0	1-0	Tennessee-Martin	1-0	2-0
Georgia Tech	0-0	1-1	Tennessee State	1-0	1-0
Gonzaga	0-0	1-0	Texas A&M-Corpus Christi	0-0	1-0
Hampton	0-0	1-0	Toledo	1-6	6-7
Hawaii	0-0	1-0	Towson	0-0	0-0
Holy Cross	0-0	1-0	Tulane	1-0	1-0
Illinois State	0-1	2-1	Tulsa	0-0	1-1
Indiana	0-0	3-6	UAB	0-0	1-0
Indiana State	0-0	2-0	UIC	0-0	2-0
Iowa	0-0	4-4	UNC Asheville	0-0	1-0
Iowa State	0-0	0-1	UNLV	0-0	1-0
IPFW	1-1	2-1	USC	0-1	1-1
IUPUI	0-0	2-1	VCU	0-0	1-0
Jacksonville State	0-0	1-0	Valparaiso	0-0	2-0
Kansas	0-0	0-1	Villanova	0-0	0-1
Kennesaw State	0-0	2-0	West Virginia	0-1	0-2
Kent State	6-5	10-10	Western Carolina	0-0	2-0
Lamar	0-0	2-1	Western Michigan	5-2	8-4
Louisville	0-1	0-3	Wheeling	1-0	1-0
Liberty	0-1	0-1	William & Mary	0-0	1-0
Malone	3-0	3-0	Winthrop	0-0	1-1
Marietta	0-0	1-0	Wisconsin	0-0	0-8
Massachusetts	1-0	1-0	Wright State	1-0	3-0
Marshall	2-2	4-5	Xavier	0-0	0-1
Maryland	0-0	1-3	Yale	0-0	1-0
McKendree	0-0	1-0	Youngstown State	1-0	1-0
Merrimack	1-0	1-0	TOTAL	94-59	276-191
Miami (Fla.)	0-0	0-2			
Miami (Ohio)	7-3	13-6			



LAST TIME AKRON...

Scored 50+ points in a half: 7x Most: vs Point Park (50), 11/13/21 (2nd)
Scored 55+ points in a half: vs. Detroit (58), 12/18/13 (2nd)
Scored 60+ points in a half: vs. Denison (70), 12/7/05 (1st)
Scored 90+ Points: vs. Youngstown State (98), 11/10/18
Scored 90+ Points (MAC): Buffalo (91) 1/28/17
Scored 100+ Points: vs. Point Park (102), 11/13/21
Scored 100+ Points (MAC): at Northern Illinois (101, 2ot), 1/29/03
Scored 110+ Points: vs. Ball State (106, 2ot), 1/27/18
Scored 110+ Points (MAC): vs. Ball State (111, 2ot), 1/27/18
Scored 120+ Points: vs. Denison (123), 12/7/05
Scored 50 points or less: at Gonzaga (43), 12/10/16
Scored 50 points or less (MAC): vs. Ohio (50), 2/22/14
Scored 100 points in consecutive games: vs. Ball State (105, ot), 1/4/03; at Ohio (104, 4ot), 1/8/03
Scored 100 points in 3+ consecutive games: vs. Central Connecticut (100), 12/3/67; vs. Marietta (100), 12/10/67; at Heidelberg (102), 12/13/67
Won a game by 20+ points: vs. Radford (47, 88-41), 11/17/16
Won a game by 30+ points: vs. Chicago State (41, 87-46), 11/16/18
Won by one point: at Buffalo (91-90), 1/28/17
Lost by one point: at Northern Illinois (80-79), 2/13/16
Consecutive games decided by one point: at Bowling Green (W, 69-68), 1/31/15; at Ohio (L, 83-82), 2/4/15
Made 35+ field goals: vs. Point Park (36), 11/13/21
Made 40+ field goals: vs. Denison (46), 12/7/05
Made 45+ field goals: vs. Denison (46), 12/7/05
Made 50+ field goals: vs. Hiram (57), 2/25/61
Shot over 50% from the field: vs. Point Park (.500, 36-72), 11/13/21
Shot over 60% from the field: at IPFW (.643, 36-56), 3/19/14
Shot over 65% from the field: at Kent State (.660, 33-55), 1/24/98
Shot under 30% from the field: at North Dakota State (.298, 17-57), 12/16/14
Made 10+ 3-pointers: vs. Point Park (13) 11/13/21
Made 15+ 3-pointers (4x Last): at Eastern Michigan (18) 2/10/17
Made 20+ 3-pointers: vs. BGSU (20) 3/1/16
Made 0 3-pointers: vs. Purdue, 12/7/00
Shot over 50% from 3-point (10 att): vs. Buffalo (.591, 13-22), 2/24/17
Shot over 60% from 3-point (10 att): at Ohio (.600, 9-15), 1/12/14
Shot over 70% from 3-point (10 att): vs. Ohio (.750, 9-12), 3/10/12
Shot over 75% from 3-point (8 att): vs. Northern Ill. (.778, 7-9), 2/19/90
Made 20+ free throws: vs. Buffalo (20), 2/24/17
Made 25+ free throws: vs. Buffalo (26), 1/28/17
Made 30+ free throws: vs. Youngstown State (35), 12/21/07
Made 35+ free throws: vs. Youngstown State (35), 12/21/07
Made 40+ free throws: vs. Ball State (.905, 19-of-21), 1/27/18
Shot 100% from foul line (min. 10 att.): vs. Bowling Green (10-10), 2/21/17
Had 15+ steals: vs. Bluffton (17), 12/20/14
Had 20+ steals: vs. Tiffin (20), 11/19/06
Had 20+ assists: at Ohio (21), 2/27/13
Had 25+ assists: vs. North Carolina Central (26), 12/8/07
Had 30+ assists: vs. Denison (31), 12/7/05
Had 50+ rebounds: vs. Arkansas-Pine Bluff (50), 12/18/12
Had 60+ rebounds: vs. Coppin State (61), 1/2/13
Won rebounds by +20: vs. Coppin State (29, 61-32), 1/2/13
Lost rebounds by +20: vs. Canisius (20, 27-47), 11/15/08
Had 10+ blocked shots: at Buffalo (10), 2/16/16
Had 15+ blocked shots: vs. Kent State (15), 3/12/11
Had 5 or fewer turnovers: vs. Youngstown State (5), 11/10/18
Had 10 or fewer turnovers: at Western Michigan (8), 1/24/17
Had 20+ turnovers: vs. Miami (Ohio) (20), 2/21/15
Had 25+ turnovers: vs. Arkansas-Pine Bluff (25), 12/18/12
Won in overtime: at Ohio (83-80, 2OT), 1/12/14
Lost in overtime: vs. Ohio State (NIT: 72-63), 3/15/16
Played in two overtimes: vs. Ball State (L, 111-106, 2ot), 1/27/18
Played in three overtimes: vs. Xavier (L, 113-111), 12/21/96
Played in four overtimes: at Ohio (L, 112-104), 1/8/02
Played in five overtimes: at Eastern Kentucky (W, 88-86), 1/26/84
Played consecutive overtime games: vs. Ball State (W, 105-104, ot), 1/4/03; at Ohio (L, 112-104, 4ot), 1/8/03
Overcame a 10+ point deficit to win: Trailed 38-27 vs. CMU, won 89-85, 11/10/17
Overcame a 15+ point deficit to win: Trailed 52-37 at NIU, won 76-73, 1/31/17
Overcame a 20+ point deficit to win: Trailed 32-12 vs. Buffalo, won 68-64, 1/26/13

LAST TIME AN OPPONENT...

Scored 50+ points in a half: vs. Davidson (52), 12/25/17 (2nd)
Scored 55+ points in a half: vs. USC (55), 12/22/17 (2nd)
Scored 60+ points in a half: at Louisville (65), 12/10/05 (2nd)
Scored 90+ Points: Davidson (90), 12/25/17
Scored 90+ Points (MAC): Buffalo (90), 1/28/17
Scored 100+ Points: at Louisville (111), 12/10/05
Scored 100+ Points (MAC): at Northern Illinois (100, 2ot), 1/29/03
Scored 110+ Points: at Louisville (111), 12/10/05
Scored 110+ Points (MAC): vs. Ball State (111, 2ot), 1/27/18
Scored 120+ Points: at Eastern Kentucky (122), 1/19/80
Scored 50 points or less: vs. Radford (41), 1/28/17
Scored 50 points or less (MAC): vs. Miami (46), 1/23/16
Scored 100 points in consecutive games: vs. Ball State (104, ot), 1/4/03; at Ohio (112, 4ot), 1/8/03
Scored 100 points in consecutive games (MAC): vs. Ball State (104, ot), 1/4/03; at Ohio (112, 4ot), 1/8/03
Scored 100 points in 3+ consecutive games: Never
Won a game by 20+ points: vs. USC (31, 84-53), 12/21/17
Won a game by 30+ points: at South Carolina (32, 78-45), 12/28/13
Made 35+ field goals: at Buffalo (38), 2/19/14
Made 40+ field goals: at Louisville (40), 12/10/05
Made 45+ field goals: at Marshall (47), 12/21/51
Made 50+ field goals: Never
Shot over 50% from the field: vs. Davidson (.532, 33-62), 12/25/17
Shot over 60% from the field: at IPFW (.600, 33-55), 3/19/14
Shot over 65% from the field: vs. Ohio (.652, 30-46), 2/12/94
Shot under 30% from the field: vs. Western Michigan (.259, 14-54), 3/11/15
Made 10+ 3-pointers: Davidson (13), 12/25/17
Made 15+ 3-pointers 2x Most: vs. Marshall (12), 12/17/16
Made 0 3-pointers: at Valparaiso, 11/18/11
Shot over 50% from 3-point (10 att): vs. Eastern Michigan (.529, 9-17), 1/19/16
Shot over 60% from 3-point (10 att): at Ohio (.611, 11-18), 2/4/15
Shot over 70% from 3-point (10 att): vs. Toledo (.786, 11-14), 1/20/93
Shot over 75% from 3-point (10 att): at Toledo (.818, 9-11), 1/9/15
Made 20+ free throws: vs. USC (20), 12/25/17
Made 25+ free throws: at Kent State (25), 3/6/15
Made 30+ free throws: at Saint Mary's (32), 11/12/13
Made 35+ free throws: vs. Toledo (36, ot), 3/10/09
Made 40+ free throws: Never
Shot 90% from foul line: vs. Ohio (.900, 18-20), 2/27/15
Shot 100% from foul line (min. 10 att.): at Florida State (10-10), 3/18/08
Had 15+ steals: vs. Arkansas-Pine Bluff (18), 12/18/12
Had 20+ steals: Never
Had 20+ assists: at IPFW (20), 3/19/14
Had 25+ assists: at Northwestern (25), 3/13/12
Had 30+ assists: at Louisville (31), 12/10/05
Had 50+ rebounds: vs. Western Michigan (51), 3/11/11; (50), 1/8/16)
Had 10+ blocked shots: vs. VCU (10), 2/23/08
Had 15+ blocked shots: Never
Had 5 or fewer turnovers: vs. Miami (Ohio) (5), 3/10/07
Had 10 or fewer turnovers 3x Least: vs. UMES (8), 12/22/16
Had 20+ turnovers: vs. Radford (22), 2/14/15
Had 30+ turnovers: vs. Canisius (30), 11/15/08
Overcame a 10+ point deficit to win: YSU trailed 41-30 and won 90-82, 11/12/16
Overcame a 15+ point deficit to win: Western Michigan trailed 37-19 and won 64-60 in overtime, 3/14/14



LAST TIME AN AKRON PLAYER...

SCORING

Scored 20+ Points: Loren Cristian Jackson (24), vs. Fort Wayne 12/6/17
Scored 25+ Points: Daniel Utomi (25), vs. Youngstown State 11/10/18
Scored 30+ Points: Daniel Utomi (32), vs. UT Martin, 11/18/17
Scored 35+ Points: Romeo Travis (37), vs. Bowling Green, 2/24/07
Scored 40+ Points: Derrick Tarver (44), vs. Wright State, 12/30/03
Scored 45+ Points: Jimond Ivey (48), vs. Ball State, 1/27/18
Scored 50+ Points: Never

Two players had 20+ points: Jimond Ivey (48) and Malcolm Duvivier (22) vs Ball State 1/27/18

Three players had 20+ points: Nikola Cvetinovic (27); Brett McClanahan (22); Zeke Marshall (22), vs. Youngstown State, 11/20/10

Two players had 25+ points: Kwan Cheatham (31); Isaiah Johnson (27), UB, 1/28/17

Two players had 30+ points: Rashon Brown (31); David Falknor (30), vs. Western Michigan, 3/4/02

Scored 20+ points, half: Derrick Tarver (27), vs. Wright State, 12/30/03 (1st)

Scored 20+ points in five-straight games: Derrick Tarver (6), 1/10/04-1/28/04

Scored 20+ points in 10+ straight games: Joe Jakubick (17), 1/9/84-3/3/84

Scored in double figures in 10+ straight games: Isaiah Johnson (13), 1/12-2/23/16

Scored in double figures in 15+ straight games: Demetrius "Tree" Treadwell (22), 1/8/14-11/14/14

Scored in double figures in 30+ straight games: Joe Jakubick (30), 3/11/82-3/3/84

All five starters scored in double figures: 2x Isaiah Johnson (15), Antino Jackson (13), Jimond Ivey (13), Kwan Cheatham, Jr. (10), Tavian Dunn-Martin (10); vs. UMEs, 12/22/16
 Kwan Cheatham (20), Noah Robotham (14), Isaiah Johnson (13), Jimond Ivey (13), and Antino Jackson (12) vs. Western Michigan 1/24/17

5 players scored in double figures Last: Daniel Utomi (25), Jimond Ivey (18), Loren Cristian Jackson (16), Deng Riak (14), Tyler Cheese (13); vs. YSU, 11/10/18

6 players scored in double figures: (x2 in 15-16) Noah Robotham (15), Jake Kretzer (14), Antino Jackson (14), Pat Forsythe (13), Isaiah Johnson (12), Josh Williams (11); vs. UC Santa Barbara 12/21/15; Reggie McAdams (16), Isaiah Johnson (15), Jake Kretzer (13), Antino Jackson (11), Kwan Cheatham, Jr. (11), Noah Robotham (10); vs. Iona 12/23/15

7 players scored in double figures: Bubba Walther (21), Zach Sowers (12), Matt Futch (11), Nick Dials (10), Dru Joyce (10), Romeo Travis (10), John Rybak (10); vs. Denison, 12/7/05

DOUBLE-DOUBLES

Had a double-double: Jimond Ivey (24 pts., 13 Rebs) vs Chattanooga 11/28/17

Two players with a double-double: Jimond Ivey (14 pts., 12 rebs.), Isaiah Johnson (10 pts., 10 rebs.); vs. Kent State, 3/3/17

Three players with a double-double: Kwan Cheatham, Jr. (16 pts., 12 Rebs); Isaiah Johnson (14 pts, 10 Rebs); Jimond Ivey (12 pts, 11 Rebs) all vs American 11/12/16

20-point, 10-rebound double-double: Demetrius "Tree" Treadwell (24 pts., 10 rebs.), vs. Oregon State, 12/22/13

25-point, 10-rebound double-double: Isaiah Johnson (27 pts., 10 rebs.), vs. Buffalo 1/28/17

Double-double in points and assists: Dru Joyce (12 pts., 13 ast.), vs. Hampton, 11/27/04

Had a triple-double: Never

SHOOTING

Made 10+ field goals: Emmanuel Olojakpoke (10), vs. Fort Wayne 12/6/17

Made 15+ field goals: Jimond Ivey (15), at Ball State, 1/27/18

Attempted 20+ field goals: Jimond Ivey (23), at Ball State, 1/27/18

Attempted 25+ field goals: Derrick Tarver (25), at Ball State, 3/8/04

Made 5+ 3-pointers: Daniel Utomi (5), at EMU (2/10/17)

Made 7+ 3-pointers: Jimond Ivey (9), vs Ball State 1/27/18

Made 10+ 3-pointers: Bryan Trimble, Jr. (10), vs. Bowling Green, 1/20/22

Attempted 10+ 3-pointers: Josh Williams (10), vs. CMU, 1/10/17

Attempted 12+ 3-pointers: Jimond Ivey (12), vs Ball State 1/27/18

Attempted 15+ 3-pointers: Derrick Tarver (15), vs. Wright State, 12/30/03

Made a 3-pointer in 10+ straight games: Kwan Cheatham (14), 12/3/16-1/28/17

Made a 3-pointer in 15+ straight games: Steve McNees (16), 1/3/11-2/26/11

Made a 3-pointer in 20+ straight games: Brett McClanahan (20), 11/12/10-1/26/11

Shot 100% from 3-point range (min. 5 att.): Jake Kretzer (5-5), at Ohio, 2/27/13

FREE THROWS

Made 10+ free throws: Isaiah Johnson (11-of-16), vs. CMU, 1/10/17

Made 15+ free throws: Romeo Travis (16), vs. Bowling Green, 2/24/07

Made 20+ free throws: Jim Fenton (20), vs. John Carroll, 1/6/54

Made 20+ consecutive free throws: Darryl Roberts (30), 1/22/11-3/11/11

Made 30+ consecutive free throws: Darryl Roberts (30), 1/22/11-3/11/11

Attempted 15+ free throws: Isaiah Johnson (11-of-16), vs. CMU, 1/10/17

Attempted 20+ free throws: Romeo Travis (23), vs. Bowling Green, 2/24/07

Shot 100% from the foul line (min. 10 att.): Johnny Hollingsworth (10-10), vs. Marshall, 3/5/03

REBOUNDS

Had 10+ rebounds: Kwan Cheatham, Jr. (13), vs Ohio 2/4/17

Had 15+ rebounds: Isaiah Johnson (16), vs. Eastern Michigan 3/10/16

Had 20+ rebounds: Enrique Freeman (21) vs Malone 12/19/20; Bryan Roth (21), vs. Eastern Kentucky, 2/9/85

Had 25+ rebounds: Roger Johnson (25), vs. Ill. Wesleyan, 1/4/69

Had 10+ rebounds in three-consecutive games: Demetrius "Tree" Treadwell, 12/16/13-12/23/13

Had 10+ rebounds in four-consecutive games: Demetrius "Tree" Treadwell, 1/15/14-1/25/14

Had 10+ rebounds in five-consecutive games: Demetrius "Tree" Treadwell, 2/1/14-2/15/14

Two players had 10+ rebounds: Quincy Diggs (12), Demetrius "Tree" Treadwell (11); at Miami (Ohio), 2/26/14

Three players had 10+ rebounds: Jake Kretzer (12), Zeke Marshall (12), Nick Harney (11); vs. Coppin State, 1/2/13

ASSISTS

Had 7+ assists: Isaiah Johnson vs. Lipscomb (8), 1/3/17

Had 10+ assists: Alex Abreu (10), at Northwestern, 3/13/12

Had 12+ assists: Wendell Bates (12), vs. Kent State, 12/18/79

Had 15+ assists: Never

BLOCKED SHOTS

Had 5 blocked shots: Demetrius "Tree" Treadwell (5), at EMU, 1/22/14

Had 6 blocked shots: Zeke Marshall (6), vs. Buffalo, 1/26/13

Had 7 blocked shots: Zeke Marshall (7), vs. Kent State, 3/15/13

Had 8 blocked shots: Zeke Marshall (9), at Toledo, 1/23/13

Had 10+ blocked shots: Never

STEALS

Had 5 steals: Antino Jackson (5), at Miami, 1/14/17

Had 6 steals: Alex Abreu (6), at Mississippi State, 11/9/11

Had 7 steals: Jimmal Ball (7), at Buffalo, 1/24/00

Had 8 steals: Jimmal Ball (9), at Eastern Michigan, 1/19/00

LAST TIME AN OPPOSING PLAYER...

Scored 20+ Points: Braylon Rayson (27), at Central Michigan 1/10/17

Scored 30+ Points: Marcus Keene (33), at Central Michigan, 1/10/17; Blake Hamilton (33) 1/28/17; Jaaron Simmons (38) 2/4/17

Scored 40+ Points: Carlos Medlock (42), vs. Eastern Michigan, 3/11/10

Scored 50+ Points: Never

Had a double-double: Kenny Carpenter (CSU) (11 points and 12 rebounds) 11/11/17

Made 10+ field goals: Blake Hamilton (13) Buffalo 1/28/17; Jaaron Simmons (10) 2/4/17

Attempted 20+ field goals: Josh Hart (21) at Villanova, 11/22/15

Made 5+ 3-pointers: Jaaron Simmons (5-of-5) Ohi 2/4/17

Attempted 10+ 3-pointers: Anthlon Bell (13) at Arkansas, 11/18/15

Made 10+ free throws: Raven Lee (13), at Eastern Michigan, 2/14/15

Attempted 15+ free throws: D.J. Newbill (15), at Penn State, 11/25/14

Shot 100% from the foul line (min. 10 att.): Braylon Rayson (10-10), at Central Michigan, 1/12/16

Had 10+ rebounds: Kenny Carpenter (12) vs. Cleveland State, 11/11/17

Had 15+ rebounds: Jordan Fouse (16), at Green Bay, 11/24/15

Had 20+ rebounds: Reggie Keely (20), vs. Ohio, 2/14/10

Had 10+ assists: D.J. Cooper (10), at Ohio, 2/26/12

Had 5+ blocked shots: Jimmy Hall (5), at Kent State, 3/6/15

Had 5+ steals: Cameron Morse (5), at YSU, 11/12/16



**2021-22 Akron Men's Basketball
Category Leaders
All games**

Page 1/3
as of Nov 07, 2022

Points

##	Player	G	Pts	Pts/G
24	Ali, Ali	34	474	13.9
13	Castaneda, Xavier	34	462	13.6
25	Freeman, Enrique	34	450	13.2
4	Trimble Jr., Bryan	23	240	10.4
2	Tribble, Greg	33	239	7.2
22	Dawson, Mikal	34	201	5.9
11	Clarke, Garvin	34	113	3.3
21	Bandaogo, Aziz	33	107	3.2
0	Wynn, Michael	23	56	2.4
1	Walton, K.J.	6	44	7.3
23	Kalle, Sekou	6	12	2.0
14	Ford, Brandon	1	2	2.0
20	Wilson, Evan	6	2	0.3

Scoring Average

##	Player	G	Pts	Pts/G
24	Ali, Ali	34	474	13.9
13	Castaneda, Xavier	34	462	13.6
25	Freeman, Enrique	34	450	13.2
4	Trimble Jr., Bryan	23	240	10.4
1	Walton, K.J.	6	44	7.3
2	Tribble, Greg	33	239	7.2
22	Dawson, Mikal	34	201	5.9
11	Clarke, Garvin	34	113	3.3
21	Bandaogo, Aziz	33	107	3.2
0	Wynn, Michael	23	56	2.4
23	Kalle, Sekou	6	12	2.0
14	Ford, Brandon	1	2	2.0
20	Wilson, Evan	6	2	0.3

Field Goal Percentage

##	Player	FG	Att	Pct
14	Ford, Brandon	1	1	1.000
23	Kalle, Sekou	6	7	.857
1	Walton, K.J.	18	25	.720
25	Freeman, Enrique	175	263	.665
21	Bandaogo, Aziz	39	80	.488
0	Wynn, Michael	22	47	.468
24	Ali, Ali	165	359	.460
2	Tribble, Greg	79	177	.446
13	Castaneda, Xavier	140	344	.407
22	Dawson, Mikal	64	165	.388
4	Trimble Jr., Bryan	82	227	.361
11	Clarke, Garvin	35	100	.350
20	Wilson, Evan	1	4	.250

Field Goal Attempts

##	Player	G	Att	Att/G
24	Ali, Ali	34	359	10.6
13	Castaneda, Xavier	34	344	10.1
25	Freeman, Enrique	34	263	7.7
4	Trimble Jr., Bryan	23	227	9.9
2	Tribble, Greg	33	177	5.4

Field Goals Made

##	Player	G	Made	Made/G
25	Freeman, Enrique	34	175	5.1
24	Ali, Ali	34	165	4.9
13	Castaneda, Xavier	34	140	4.1
4	Trimble Jr., Bryan	23	82	3.6
2	Tribble, Greg	33	79	2.4



Category Leaders
All games

Page 4/5
as of Nov 07, 2022

3-Point FG Percentage

##	Player	3FG	Att	Pct
24	Ali, Ali	48	118	.407
13	Castaneda, Xavier	75	201	.373
22	Dawson, Mikal	49	136	.360
4	Trimble Jr., Bryan	61	180	.339
11	Clarke, Garvin	21	62	.339
0	Wynn, Michael	5	18	.278
2	Tribble, Greg	6	27	.222

3-Point FG Attempts

##	Player	G	Att	Att/G
13	Castaneda, Xavier	34	201	5.9
4	Trimble Jr., Bryan	23	180	7.8
22	Dawson, Mikal	34	136	4.0
24	Ali, Ali	34	118	3.5
11	Clarke, Garvin	34	62	1.8

3-Point FG Made

##	Player	G	Made	Made/G
13	Castaneda, Xavier	34	75	2.2
4	Trimble Jr., Bryan	23	61	2.7
22	Dawson, Mikal	34	49	1.4
24	Ali, Ali	34	48	1.4
11	Clarke, Garvin	34	21	0.6

Free Throw Percentage

##	Player	Made	Att	Pct
13	Castaneda, Xavier	107	130	.823
24	Ali, Ali	96	133	.722
4	Trimble Jr., Bryan	15	21	.714
2	Tribble, Greg	75	107	.701
22	Dawson, Mikal	24	35	.686
1	Walton, K.J.	8	12	.667
11	Clarke, Garvin	22	33	.667
25	Freeman, Enrique	100	154	.649
0	Wynn, Michael	7	13	.538
21	Bandaogo, Aziz	29	60	.483

Free Throw Attempts

##	Player	G	Att	Att/G
25	Freeman, Enrique	34	154	4.5
24	Ali, Ali	34	133	3.9
13	Castaneda, Xavier	34	130	3.8
2	Tribble, Greg	33	107	3.2
21	Bandaogo, Aziz	33	60	1.8

Free Throws Made

##	Player	G	Made	Made/G
13	Castaneda, Xavier	34	107	3.1
25	Freeman, Enrique	34	100	2.9
24	Ali, Ali	34	96	2.8
2	Tribble, Greg	33	75	2.3
21	Bandaogo, Aziz	33	29	0.9

Rebounds

##	Player	G	Reb	Reb/G
25	Freeman, Enrique	34	367	10.8
13	Castaneda, Xavier	34	124	3.6
22	Dawson, Mikal	34	114	3.4
21	Bandaogo, Aziz	33	108	3.3
24	Ali, Ali	34	100	2.9

Assists

##	Player	G	Ast	Ast/G
24	Ali, Ali	34	88	2.6
13	Castaneda, Xavier	34	78	2.3
2	Tribble, Greg	33	71	2.2
25	Freeman, Enrique	34	46	1.4
11	Clarke, Garvin	34	36	1.1

Rebounds Average

##	Player	G	Reb	Reb/G
25	Freeman, Enrique	34	367	10.8
13	Castaneda, Xavier	34	124	3.6
22	Dawson, Mikal	34	114	3.4
21	Bandaogo, Aziz	33	108	3.3
1	Walton, K.J.	6	19	3.2

Steals

##	Player	G	Stl	Stl/G
2	Tribble, Greg	33	36	1.1
22	Dawson, Mikal	34	34	1.0
13	Castaneda, Xavier	34	31	0.9
11	Clarke, Garvin	34	18	0.5
4	Trimble Jr., Bryan	23	17	0.7



2021-22 Akron Men's Basketball
Category Leaders
All games

Page 3/3
as of Nov 07, 2022

Offensive Rebounds

##	Player	G	OReb	OReb/G
25	Freeman, Enrique	34	111	3.3
22	Dawson, Mikal	34	38	1.1
24	Ali, Ali	34	34	1.0
21	Bandaogo, Aziz	33	29	0.9
13	Castaneda, Xavier	34	23	0.7

Blocked Shots

##	Player	G	Blk	Blk/G
25	Freeman, Enrique	34	41	1.2
21	Bandaogo, Aziz	33	40	1.2
24	Ali, Ali	34	9	0.3
0	Wynn, Michael	23	7	0.3
2	Tribble, Greg	33	6	0.2

Defensive Rebounds

##	Player	G	DReb	DReb/G
25	Freeman, Enrique	34	256	7.5
13	Castaneda, Xavier	34	101	3.0
21	Bandaogo, Aziz	33	79	2.4
2	Tribble, Greg	33	78	2.4
22	Dawson, Mikal	34	76	2.2

Minutes

##	Player	G	Min	Min/G
24	Ali, Ali	34	1166	34:18
13	Castaneda, Xavier	34	1089	32:02
25	Freeman, Enrique	34	981	28:51
2	Tribble, Greg	33	850	25:45
22	Dawson, Mikal	34	825	24:15

Fouls

##	Player	G	PF	PF/G
25	Freeman, Enrique	34	100	2.9
2	Tribble, Greg	33	72	2.2
22	Dawson, Mikal	34	61	1.8
13	Castaneda, Xavier	34	59	1.7
24	Ali, Ali	34	56	1.6

Turnovers

##	Player	G	TO	TO/G
24	Ali, Ali	34	91	2.7
25	Freeman, Enrique	34	64	1.9
13	Castaneda, Xavier	34	50	1.5
2	Tribble, Greg	33	42	1.3
11	Clarke, Garvin	34	34	1.0

Foul Outs

##	Player	G	FO
25	Freeman, Enrique	34	4
13	Castaneda, Xavier	34	2
2	Tribble, Greg	33	1
21	Bandaogo, Aziz	33	1
0	Wynn, Michael	23	1



Akron - 2021-22 Men's Basketball Ranking Summary thru games 04/04/2022

Statistic	National Rank	Conference Rank	Value	National Leader	Value	Conference Leader	Value
3-pt Field Goal Attempts (350 ranked)	122	6	748	Furman	1,054	Ohio	943
Assist Turnover Ratio (350 ranked)	177	6	1.02	Iowa	1.74	Toledo	1.50
Assists Per Game (350 ranked)	278	8	11.7	Arizona	19.6	Toledo	15.3
Blocked Shots Per Game (350 ranked)	162	4	3.3	Auburn	8.0	Buffalo	4.6
Defensive Rebounds per Game (350 ranked)	191	7	25.12	Gonzaga	32.19	Toledo	29.26
Fewest Fouls (350 ranked)	192	6	536	Western Ky.	362	Ohio	505
Fewest Turnovers (350 ranked)	136	5	389	New Hampshire	254	Miami (OH)	331
Field-Goal Percentage (350 ranked)	70	2	46.0	Gonzaga	52.1	Toledo	47.9
Field-Goal Percentage Defense (350 ranked)	119	3	42.2	Houston	37.1	Toledo	40.4
Free Throw Attempts (350 ranked)	25	1	701	Arkansas	833	Akron	701
Free Throws Made (350 ranked)	54	1	483	Arkansas	633	Akron	483
Free-Throw Percentage (350 ranked)	272	11	68.9	Villanova	83.0	Miami (OH)	78.7
Offensive Rebounds Per Game (350 ranked)	190	7	9.82	South Carolina St.	15.23	Buffalo	14.17
Personal Fouls Per Game (350 ranked)	115	3	15.8	Western Ky.	11.3	Ohio	14.4
Rebound Margin (350 ranked)	64	4	4.0	Kentucky	9.7	Buffalo	7.7
Scoring Defense (350 ranked)	22	1	62.6	North Texas	55.7	Akron	62.6
Scoring Margin (350 ranked)	46	2	8.0	Gonzaga	21.0	Toledo	11.3
Scoring Offense (350 ranked)	187	8	70.6	Gonzaga	87.2	Bowling Green	80.3
Steals Per Game (350 ranked)	251	8	5.9	LSU	11.0	Ohio	7.5
Three Pt FG Defense (350 ranked)	228	7	34.3	UC Irvine	26.2	Toledo	30.6
Three-Point Field Goals Per Game (350 ranked)	131	7	7.8	VMI	12.5	Miami (OH)	9.1
Three-Point Field-Goal Percentage (350 ranked)	78	2	35.4	South Dakota St.	44.5	Ball St.	36.1
Total 3-point FGM (350 ranked)	97	3	265	Furman	401	Ohio	316
Total Assists (350 ranked)	207	7	397	Arizona	726	Toledo	521
Total Blocks (350 ranked)	136	3	111	Auburn	272	Buffalo	137
Total Rebounds (350 ranked)	112	6	1,188	North Carolina	1,608	Toledo	1,357
Total Rebounds Per Game (350 ranked)	195	6	34.94	Buffalo	42.43	Buffalo	42.43
Total Steals (350 ranked)	200	5	199	Texas A&M	399	Ohio	263
Turnover Margin (347 ranked)	162	6	0.3	Abilene Christian	8.4	Ohio	3.7
Turnovers Forced (350 ranked)	252	9	11.76	Abilene Christian	20.97	Ohio	14.23
Turnovers Per Game (350 ranked)	63	4	11.4	Wisconsin	8.7	Toledo	10.2
Won-Lost Percentage (350 ranked)	51	3	70.6	Murray St.	91.2	Toledo	76.5

Statistic	Player	National Rank	Conference Rank	Value	National Leader	Value	Conference Leader	Value
3-pt Field Goal Attempts (347 ranked)	Xavier Castaneda Bryan Trimble Jr.	107 214	5 9	201 180	Darius McGhee, Liberty	364	Lamar Norman Jr., Western Mich.	271
Assist Turnover Ratio (350 ranked)					CJ Fulton, Lafayette	3.67	Dae Dae Grant, Miami (OH)	2.24
Assists Per Game (348 ranked)					Yuri Collins, Saint Louis	7.9	Ronaldo Segu, Buffalo	5.1
Blocked Shots Per Game (349 ranked)	Aziz Bandaogo Enrique Freeman	129 130	3 4	1.21 1.21	Jamarion Sharp, Western Ky.	4.62	Justyn Hamilton, Kent St.	1.30
Defensive Rebounds per Game (350 ranked)	Enrique Freeman	9	1	7.53	Fardaws Aimaq, Utah Valley	10.59	Enrique Freeman, Akron	7.53
Double Doubles (296 ranked)	Enrique Freeman	8	1	18	Armando Bacot, North Carolina	31	Enrique Freeman, Akron	18
Field-Goal Percentage (319 ranked)	Enrique Freeman	1	1	66.5	Enrique Freeman, Akron	66.5	Enrique Freeman, Akron	66.5
Free Throw Attempts (345 ranked)	Enrique Freeman Ali Ali Xavier Castaneda	100 186 207	5 9 11	154 133 130	Scotty Pippen Jr., Vanderbilt	299	Mark Sears, Ohio	217
Free Throws Made (339 ranked)	Xavier Castaneda Enrique Freeman Ali Ali	151 190 213	7 9 11	107 100 96	Scotty Pippen Jr., Vanderbilt	224	Mark Sears, Ohio	192
Free-Throw Percentage (350 ranked)	Xavier Castaneda Ali Ali	112 320	3 11	82.3 72.2	Foster Loyer, Davidson	93.7	Mark Sears, Ohio	88.5
Minutes Per Game (350 ranked)	Ali Ali	123	5	34:18	Jacob Gilyard, Richmond	38:36	Sincere Carry, Kent St.	36:38
Offensive Rebounds Per Game (350 ranked)	Enrique Freeman	19	2	3.26	Oscar Tshiebwe, Kentucky	5.26	Josh Mballa, Buffalo	3.68
Points Per Game (350 ranked)	Ali Ali	330	14	13.9	Peter Kiss, Bryant	25.2	Lamar Norman Jr., Western Mich.	19.8
Rebounds Per Game (350 ranked)	Enrique Freeman	6	1	10.8	Oscar Tshiebwe, Kentucky	15.1	Enrique Freeman, Akron	10.8
Steals Per Game (350 ranked)					Nendah Tarke, Coppin St.	2.94	Tyler Cochran, Ball St.	2.00
Three-Point Field Goals Per Game (349 ranked)	Xavier Castaneda	173	5	2.21	Darius McGhee, Liberty	4.30	Lamar Norman Jr., Western Mich.	3.37
Three-Point Field-Goal Percentage (97 ranked)					Kyle Foster, Howard	45.9	Lamar Norman Jr., Western Mich.	37.3
Total 3-point FGM (339 ranked)	Xavier Castaneda Bryan Trimble Jr.	114 267	4 11	75 61	Darius McGhee, Liberty	142	Lamar Norman Jr., Western Mich.	101
Total Assists (347 ranked)					Yuri Collins, Saint Louis	267	Sincere Carry, Kent St.	162
Total Blocks (347 ranked)	Enrique Freeman Aziz Bandaogo	110 119	3 4	41 40	Walker Kessler, Auburn	155	JT Shumate, Toledo	44
Total Field Goal Attempts (345 ranked)	Ali Ali	296	15	359	Darius McGhee, Liberty	605	Ryan Rollins, Toledo	496
Total Field Goals Made (343 ranked)	Enrique Freeman Ali Ali	194 258	10 14	175 165	Keegan Murray, Iowa	307	Ryan Rollins, Toledo	232
Total Minutes (350 ranked)	Ali Ali Xavier Castaneda	63 175	4 9	1166:15 1088:53	Jacob Gilyard, Richmond	1427:54	Mark Sears, Ohio	1251:10
Total Points (349 ranked)	Ali Ali Xavier Castaneda Enrique Freeman	221 256 295	11 14 15	474 462 450	Keegan Murray, Iowa	822	Mark Sears, Ohio	688
Total Rebounds (344 ranked)	Enrique Freeman	4	1	367	Oscar Tshiebwe, Kentucky	515	Enrique Freeman, Akron	367
Total Steals (322 ranked)					Jacob Gilyard, Richmond	108	Tyler Cochran, Ball St. Ben Vander Plas, Ohio	62 62
Triple Doubles (2 ranked)					Walker Kessler, Auburn	2	Ben Vander Plas, Ohio Malique Jacobs, Kent St.	1 1



2021-22 Akron Men's Basketball Combined Team Statistics All games

Game Records

Record	Overall	Home	Away	Neutral
ALL GAMES	24-10	12-3	8-4	4-3
CONFERENCE	14-6	7-3	7-3	0-0
NON-CONFERENCE	10-4	5-0	1-1	4-3

Score by Periods

Team	1st	2nd	OT	TOT
Akron	1118	1277	7	2402
Opponents	967	1152	11	2130

Team Box Score

No.	Player	Total			3-Point		F-Throw		Rebounds				PF		A		TO		BLK		STL		PTS		AVG
		GP-GS	MIN	AVG	FG-FGA	FG%	3FG-3FGA	3FG%	FT-FTA	FT%	OFF	DEF	TOT	AVG	PF	DQ	A	TO	BLK	STL	PTS				
24	ALI, Ali	34-32	1166:15	34.3	165-359	.460	48-118	.407	96-133	.722	34	66	100	2.9	56	0	88	91	9	16	474	13.9			
13	CASTANEDA, Xavier	34-34	1088:53	32.0	140-344	.407	75-201	.373	107-130	.823	23	101	124	3.6	59	2	78	50	3	31	462	13.6			
25	FREEMAN, Enrique	34-34	980:38	28.8	175-263	.665	0-3	.000	100-154	.649	111	256	367	10.8	100	4	46	64	41	16	450	13.2			
4	TRIMBLE JR., Bryan	23-22	646:35	28.1	82-227	.361	61-180	.339	15-21	.714	1	47	48	2.1	43	0	17	18	0	17	240	10.4			
1	WALTON, K.J.	6-6	116:14	19.4	18-25	.720	0-0	.000	8-12	.667	7	12	19	3.2	9	0	8	7	0	8	44	7.3			
2	TRIBBLE, Greg	33-26	849:34	25.7	79-177	.446	6-27	.222	75-107	.701	13	78	91	2.8	72	1	71	42	6	36	239	7.2			
22	DAWSON, Mikal	34-10	824:47	24.3	64-165	.388	49-136	.360	24-35	.686	38	76	114	3.4	61	0	28	25	2	34	201	5.9			
11	CLARKE, Garvin	34-1	489:08	14.4	35-100	.350	21-62	.339	22-33	.667	19	65	84	2.5	41	0	36	34	1	18	113	3.3			
21	BANDAOGO, Aziz	33-5	396:21	12.0	39-80	.488	0-0	.000	29-60	.483	29	79	108	3.3	47	1	11	25	40	7	107	3.2			
0	WYNN, Michael	23-0	239:16	10.4	22-47	.468	5-18	.278	7-13	.538	12	28	40	1.7	45	1	11	13	7	14	56	2.4			
23	KALLE, Sekou	6-0	12:39	2.1	6-7	.857	0-0	.000	0-3	.000	2	4	6	1.0	2	0	1	1	2	1	12	2.0			
14	FORD, Brandon	1-0	00:28	0.5	1-1	1.000	0-0	.000	0-0	.000	0	0	0	0.0	0	0	0	0	0	0	2	2.0			
20	WILSON, Evan	6-0	14:12	2.4	1-4	.250	0-3	.000	0-0	.000	0	0	0	0.0	1	0	2	0	0	1	2	0.3			
Team											45	42	87				19								
Total		34	6825		827-1799	.460	265-748	.354	483-701	.689	334	854	1188	34.9	536	9	397	389	111	199	2402	70.6			
Opponents		34	6825		783-1857	.422	225-656	.343	339-481	.705	299	754	1053	31.0	643	21	321	400	77	187	2130	62.6			

Team Statistics

	UA	OPP
Scoring	2402	2130
Points per game	70.6	62.6
Scoring margin	+8.0	-
Field goals-att	827-1799	783-1857
Field goal pct	.460	.422
3 point fg-att	265-748	225-656
3-point FG pct	.354	.343
3-pt FG made per game	7.8	6.6
Free throws-att	483-701	339-481
Free throw pct	.689	.705
F-Throws made per game	14.2	10.0
Rebounds	1188	1053
Rebounds per game	34.9	31.0
Rebounding margin	+4.0	-
Assists	397	321
Assists per game	11.7	9.4
Turnovers	389	400
Turnovers per game	11.4	11.8
Turnover margin	+0.3	-
Assist/turnover ratio	1.0	0.8
Steals	199	187
Steals per game	5.9	5.5
Blocks	111	77
Blocks per game	3.3	2.3
Winning streak	0	-
Home win streak	2	-
Attendance	28916	44822
Home games-Avg/Game	15-1928	12-3735
Neutral site-Avg/Game	-	7-3357

Team Results

Date	Opponent	Score	Att.	
11/09/2021	at Ohio St.	L	66-67	11947
11/13/2021	Point Park	W	102-46	2022
11/18/2021	Wheeling	W	99-38	1620
11/22/2021	vs Fordham	L	43-63	370
11/23/2021	vs App State	L	45-57	401
11/24/2021	vs Evansville	W	69-60	150
12/01/2021	Marshall	W	88-86	1752
12/04/2021	Southern U.	W	79-62	1690
12/12/2021	Florida A&M	W	73-66	1529
12/15/2021	at Wright St.	W	66-48	3503
01/01/2022	Buffalo	W	88-76	1510
01/04/2022	Ohio	L	63-69	1750
01/11/2022	Ball St.	W	84-74	1815
01/14/2022	at Kent St.	L	55-67	3768
01/18/2022	Western Mich.	W	74-73	1611
01/20/2022	at Bowling Green	W	91-66	1867
01/22/2022	Eastern Mich.	W	46-44	2090
01/25/2022	at Central Mich.	W	60-56	1156
01/28/2022	at Toledo	L	76-84	5489
02/04/2022	Miami (OH)	W	66-55	1794
02/06/2022	at Miami (OH)	W	71-59	1597
02/08/2022	at NIU	W	70-64	653
02/11/2022	Kent St.	L	64-66	3699
02/15/2022	at Western Mich.	Lot	57-61	1269
02/17/2022	NIU	L	63-66	2076
02/19/2022	at Eastern Mich.	W	67-48	1584
02/22/2022	Bowling Green	W	82-68	1830
02/25/2022	at Ohio	W	91-83	8986
03/01/2022	at Ball St.	W	79-60	3003
03/04/2022	Central Mich.	W	57-56	2128
03/10/2022	vs Buffalo	W	70-68	0
03/11/2022	vs Toledo	W	70-62	0
03/12/2022	vs Kent St.	W	75-55	8361
03/17/2022	vs UCLA	L	53-57	14217



2021-22 Akron Men's Basketball Combined Team Statistics In Conference games

Page 1/1
as of Nov 07, 2022

Game Records

Record	Overall	Home	Away	Neutral
ALL GAMES	14-6	7-3	7-3	0-0
CONFERENCE	14-6	7-3	7-3	0-0
NON-CONFERENCE	0-0	0-0	0-0	0-0

Score by Periods

Team	1st	2nd	OT	TOT
Akron	643	754	7	1404
Opponents	607	677	11	1295

Team Box Score

No.	Player				Total		3-Point		F-Throw		Rebounds											
		GP-GS	MIN	AVG	FG-FGA	FG%	3FG-3FGA	3FG%	FT-FTA	FT%	OFF	DEF	TOT	AVG	PF	DQ	A	TO	BLK	STL	PTS	AVG
24	ALI, Ali	20-18	709:55	35.5	104-226	.460	26-73	.356	61-87	.701	22	31	53	2.7	35	0	54	57	6	5	295	14.8
13	CASTANEDA, Xavier	20-20	678:16	33.9	86-214	.402	43-121	.355	65-81	.802	15	57	72	3.6	36	2	47	26	1	16	280	14.0
25	FREEMAN, Enrique	20-20	598:38	29.9	100-154	.649	0-1	.000	65-99	.657	60	157	217	10.9	57	2	31	40	28	7	265	13.3
4	TRIMBLE JR., Bryan	13-12	365:51	28.1	45-121	.372	31-97	.320	11-16	.688	1	25	26	2.0	30	0	10	11	0	9	132	10.2
2	TRIBBLE, Greg	20-19	537:10	26.9	50-103	.485	5-14	.357	40-61	.656	11	51	62	3.1	45	1	44	20	4	23	145	7.3
22	DAWSON, Mikal	20-6	506:08	25.3	40-101	.396	31-87	.356	22-28	.786	20	48	68	3.4	33	0	16	15	1	20	133	6.7
0	WYNN, Michael	13-0	150:03	11.5	16-31	.516	4-12	.333	3-7	.429	6	17	23	1.8	28	0	7	7	2	12	39	3.0
11	CLARKE, Garvin	20-1	264:54	13.2	18-47	.383	11-33	.333	12-17	.706	5	35	40	2.0	22	0	20	14	1	8	59	3.0
21	BANDAOGO, Aziz	20-4	211:43	10.6	20-41	.488	0-0	.000	14-21	.667	14	42	56	2.8	22	1	7	16	23	4	54	2.7
14	FORD, Brandon	1-0	00:28	0.5	1-1	1.000	0-0	.000	0-0	.000	0	0	0	0.0	0	0	0	0	0	0	2	2.0
23	KALLE, Sekou	1-0	00:56	0.9	0-0	.000	0-0	.000	0-0	.000	0	1	1	1.0	0	0	1	0	0	0	0	0.0
20	WILSON, Evan	1-0	00:56	0.9	0-0	.000	0-0	.000	0-0	.000	0	0	0	0.0	0	0	1	0	0	0	0	0.0
Team											29	27	56				13					
Total		20	4025		480-1039	.462	151-438	.345	293-417	.703	183	491	674	33.7	308	6	238	219	66	104	1404	70.2
Opponents		20	4025		478-1089	.439	144-401	.359	195-272	.717	165	447	612	30.6	381	11	203	223	45	98	1295	64.8

Team Statistics

	UA	OPP
Scoring	1404	1295
Points per game	70.2	64.8
Scoring margin	+5.5	-
Field goals-att	480-1039	478-1089
Field goal pct	.462	.439
3 point fg-att	151-438	144-401
3-point FG pct	.345	.359
3-pt FG made per game	7.6	7.2
Free throws-att	293-417	195-272
Free throw pct	.703	.717
F-Throws made per game	14.7	9.8
Rebounds	674	612
Rebounds per game	33.7	30.6
Rebounding margin	+3.1	-
Assists	238	203
Assists per game	11.9	10.2
Turnovers	219	223
Turnovers per game	11.0	11.2
Turnover margin	+0.2	-
Assist/turnover ratio	1.1	0.9
Steals	104	98
Steals per game	5.2	4.9
Blocks	66	45
Blocks per game	3.3	2.3
Winning streak	5	-
Home win streak	2	-
Attendance	20303	29372
Home games-Avg/Game	10-2030	10-2937
Neutral site-Avg/Game	-	0-0

Team Results

Date	Opponent		Score	Att.
01/01/2022	Buffalo	W	88-76	1510
01/04/2022	Ohio	L	63-69	1750
01/11/2022	Ball St.	W	84-74	1815
01/14/2022	at Kent St.	L	55-67	3768
01/18/2022	Western Mich.	W	74-73	1611
01/20/2022	at Bowling Green	W	91-66	1867
01/22/2022	Eastern Mich.	W	46-44	2090
01/25/2022	at Central Mich.	W	60-56	1156
01/28/2022	at Toledo	L	76-84	5489
02/04/2022	Miami (OH)	W	66-55	1794
02/06/2022	at Miami (OH)	W	71-59	1597
02/08/2022	at NIU	W	70-64	653
02/11/2022	Kent St.	L	64-66	3699
02/15/2022	at Western Mich.	Lot	57-61	1269
02/17/2022	NIU	L	63-66	2076
02/19/2022	at Eastern Mich.	W	67-48	1584
02/22/2022	Bowling Green	W	82-68	1830
02/25/2022	at Ohio	W	91-83	8986
03/01/2022	at Ball St.	W	79-60	3003
03/04/2022	Central Mich.	W	57-56	2128