

# AKRON BASKETBALL

Game 14 | vs Northern Illinois



122nd Season | MAC Tournament Champions: 2009, 2011, 2013, 2022 | MAC Regular-Season Champions: 2012, 2013, 2016, 2017, 2020

## 2022-23 BASKETBALL SCHEDULE

Date	Opponent	TV	Time
Nov. 7	<b>South Dakota State</b>	..... W	81-80 OT
Nov. 11	Mississippi State \$	..... L	73-54
Nov. 15	<b>Morgan State</b>	..... W	65-59
Nov. 21	Western Kentucky %	..... W	72-53
Nov. 22	LSU %	..... L	73-58
Nov. 23	Nevada %	..... L	62-58
Nov. 30	Marshall	..... L	68-57
Dec. 4	<b>Muskingum</b>	..... W	80-33
Dec. 11	<b>Jackson State</b>	..... W	85-72
Dec. 14	<b>Wright State</b>	..... W	66-54
Dec. 19	<b>Maine</b>	..... W	87-55
Dec. 22	Bradley	..... L	74-55
Dec. 30	<b>Concord</b>	..... W	84-58
Jan. 3	<b>Northern Illinois *</b>	ESPN3/+ ..	7 PM
Jan. 6	Ball State *	CBSSN ...	8:30 PM
Jan. 10	Bowling Green *	ESPN3/+ ..	7 PM
Jan. 13	<b>Eastern Michigan *</b>	ESPNU .....	7 PM
Jan. 17	Central Michigan *	ESPN3/+ .....	7 PM
Jan. 21	Western Michigan *	ESPN3/+ 2:30 PM	
Jan. 24	<b>Miami *</b>	ESPN3/+ ..	7 PM
Jan. 28	<b>Ohio *</b>	ESPN3/+ ..	2 PM
Jan. 31	Buffalo *	WC .....	TBA
Feb. 4	<b>Kent State *</b>	WC .....	TBA
Feb. 7	<b>Toledo *</b>	ESPN3/+ ..	7 PM
Feb. 11	Ohio *	WC .....	TBA
Feb. 14	Eastern Michigan *	ESPN3/+ .....	7 PM
Feb. 18	<b>Buffalo *</b>	WC .....	TBA
Feb. 21	Toledo *	ESPN3/+ .....	7 PM
Feb. 25	<b>Western Michigan *</b>	ESPN3/+ ..	4 PM
Feb. 28	<b>Ball State *</b>	ESPN3/+ ..	7 PM
March 3	<b>Kent State *</b>	WC .....	TBA

Home games **BOLD** | All Game Times and Dates subject to change | WC - MAC 21-day Wildcard Game Selection | \* MAC game  
 \$ Barstool Sports Invitational - Philadelphia, Pa.  
 % Cayman Islands Classic - Grand Cayman Island

## Akron (8-5) vs Northern Illinois (4-9)

Tuesday, Jan 3 • James A. Rhodes Arena

Akron, Ohio • 7 PM • ESPN+



**NORTHERN ILLINOIS HEAD COACH**

**Rashon Burno** (DePaul '02)

Overall: 13-30 (2nd season)  
 Record at NIU: 13-30 (2nd season)  
 MAC Record: 6-14 (2nd season)



**AKRON ZIPS HEAD COACH**

**John Groce** (Taylor '94)

Career Record: 284-196 (15th Season)  
 Record at Akron: 102-64 (6th Season)  
 Overall MAC Record: 88-68 (at Ohio and Akron)

### ALL-TIME SERIES

Akron Leads: 29-14

Last Meeting: Akron 63, Northern Illinois 66

First Meeting: Akron 75, Northern Illinois 68

In Akron: 18-3, Neutral: 0-0, In DeKalb: 11-11

Groce vs. NIU 5-3 (9-3 Overall)

at James A. Rhodes Arena on Feb. 17, 2022

in DeKalb on Jan. 23, 1988

### BROADCAST

**TV/Video:** ESPN+ - Michael Reghi (PxP), Jeff Phelps (Analyst)

**Radio:** Akron Sports Network - Dave Skoczen (PxP), Joe Dunn (Analyst)-WHLO 640 AM (iHeart Radio)

**Live Stats:** GoZips.com/Schedule - Live Stats

### QUICK HITS

- Akron is one of two teams in the MAC to play 5 Top 100 NET teams in non-conference play this season: Buffalo (6), Akron (5), Miami (4), Eastern Michigan (3), Northern Illinois (3), Ohio (3), Kent State (3), Toledo (3), Western Michigan (3), Central Michigan (2), Ball State (0), Bowling Green (0).

- Akron is 8-5 this season with all five losses coming from opponents in the Top 100 NET rankings with a total win-loss record of 57-14: 76 LSU (12-1), 37 Mississippi State (11-2), 55 Nevada (12-3), 66 Marshall (12-3) and 62 Bradley (10-5).

- The Zips are undefeated at James A. Rhodes Arena this season and riding a 9-game home court winning streak dating back to the 2021-22 season. The Zips last setback came from NIU (66-63) on Feb. 17, 2022. Akron is 7-0 at the JAR this year defeating, South Dakota State, Morgan State, Muskingum, Jackson State, Wright State, Maine and Concord.

- In 2021-22, Freeman ranked No. 1 in the nation in field goal percentage (.665) and landed in the NCAA Top 20 in six categories: No. 4 total rebounds (367), No. 6 rebounds per game (10.8), No. 8 double-doubles (18), No. 9 defensive rebounds per game (7.53) and No. 19 offensive rebounds per game (3.26). Freeman was one of 13 players in the NCAA to average a double-double in points (13.2) and rebounds (10.8). He led the MAC in 5-of-6 categories, ranking No. 2 in offensive rebounds per game.

Akron	STAT BREAKDOWN	NIU
69.4	SCORING AVERAGE	69.2
+6.8	SCORING MARGIN	-7.0
.417	FG PERCENTAGE	.441
.342	3PT PERCENTAGE	.321
8.8	3PT FG MADE PER GAME	6.8
.671	FT PERCENTAGE	.681
37.7	REBOUND PER GAME	34.1
+4.2	REBOUNDING MARGIN	-3.2
13.3	ASSISTS PER GAME	11.0
11.9	TURNOVERS PER GAME	15.8
7.0	STEALS PER GAME	6.4
2.4	BLOCKS PER GAME	2.8

2022-23 AKRON BASKETBALL

**PROBABLE STARTERS**



## AKRON QUICK FACTS

Location ..... Akron, Ohio (44325)  
 Population ..... 200,000 (fifth largest in Ohio)  
 Founded ..... 1870 (as Buchtel College)  
 Enrollment ..... 20,500  
 Nickname ..... Zips  
 Colors ..... Blue (PMS 282) and Gold (PMS 7503)  
 Conference ..... Mid-American  
 President ..... Dr. Gary L. Miller  
 Director of Athletics ..... Charles Guthrie  
 Deputy AD ..... Markus Jennings  
 Sr Associate AD/SWA ..... Jackie Wallgren  
 Faculty Athletics Representative ... Dr. Matthew Juravich  
 Athletic Dept. Phone: ..... (330) 972-7080  
 Ticket Office Phone: ..... 1-888-99-AKRON

## JAMES A. RHODES ARENA

Capacity ..... 5,500  
 Opened ..... December 3, 1983  
 ..... W, 78-74 over Eastern Michigan  
 Seating ..... 2,096 arm-chair seating  
 ..... 3,404 bleacher-style seating  
 Record at Rhodes Arena.... 445-135 (.767) - 39 Seasons  
 Record under John Groce ..... 101-64 (6th Season)  
 Press Row Phone ..... (330) 374-8771

## PROGRAM HISTORY

Seasons of Basketball ..... 122nd  
 First Season of Basketball ..... 1901-02  
 Seasons of Division I Basketball ..... 42nd  
 First Season of Division I Basketball ..... 1980-81  
 All-Time Record ..... 1,678-1,067 (.611)  
 All-Time Division I Record ..... 721-547 (.564)  
 All-Time MAC Record ..... 290-238 (.543) 29 seasons  
 MAC Tournament Titles ..... 4 (2009, 2011, 2013, 2022)  
 MAC Regular Season Titles 5 (2012, 2013, 2016, 2017, 2020)  
 NCAA Tournament Appearances ..... 14  
 NCAA DI Tournament Appearances (Yrs) .5 (1986, 2009, 2011, 2013, 2022)  
 NIT Appearances (Yrs) 7 (1987, 1989, 2006, 2008, 2012, 2016, 2017)  
 CBI Appearances (Yrs) ..... 1 (2010)  
 CIT Appearances (Yrs) ..... 1 (2014)

## GoZips.com

Twitter ..... @ZipsMBB | @JohnGroce | @AkronZips  
 Facebook ..... Facebook.com/ZipsMBB | /AkronZips  
 Instagram ..... @ZipsMBB  
 YouTube ..... YouTube.com/ZipsAthletics

## ATHLETICS COMMUNICATIONS

**Brian Dennison** (Men's Basketball Contact)  
 Assistant Director for Communications  
 (330) 972-6292 office | (330) 962-0366 cell  
 bld2@uakron.edu

**Sean Palchick** (Women's Basketball Contact)  
 Associate Director of Athletics Communications  
 Office Phone: (330) 972-2677  
 Email: spalchick@uakron.edu

## WHAT'S AHEAD

Akron opens Mid-American Conference play, hosting Northern Illinois at James A. Rhodes Arena on Tuesday, Jan. 3 for a 7 p.m. tip-off time. The Zips are riding a nine-game home winning streak dating back to the 2021-22 season, including a 7-0 showing this year at the JAR. NIU was the last opponent to win at the JAR on Feb. 17, 2022. Fans can follow the action on ESPN+ with Michael Reghi and Jeff Phelps on the call or listen to Akron Sports Radio Network on WHLO 640 AM with Dave Skoczen (PXP) and Joe Dunn (analyst). Live stats are also available on GoZips.com.

## THE AKRON-NORTHERN ILLINOIS SERIES

Tuesday's game marks the 44th meeting in series history between Akron and NIU, and 13th meeting for a Groce coached squad. Akron holds an all-time 29-14 series advantage while Groce is 5-3 at Akron and 9-3 against the Huskies all-time.

The Zips have won 12 of the last 17 games, including the first meeting at NIU in 2021-22 (70-64). The Huskies responded with a win at James A. Rhodes Arena (66-63) for a series split, and the two teams split the series in 2020-21. The Huskies claimed the first meeting on a last second shot for a 67-65 win at the NIU Convocation Center and Akron bounced back with an 81-76 triumph at The JAR. Akron won the lone meeting in 2019-20 in DeKalb, 72-49. The two teams split 2018-19 season series with a 73-56 set-back in DeKalb and a 67-65 triumph in Akron. The Zips won the 2017-18 lone matchup, 82-67, at James A. Rhodes Arena in Akron on Jan. 20. In 2016-17, The Zips won 76-73, at the NIU Convocation Center in DeKalb on Jan. 31. Akron and the Huskies split the 2015-16 season's series, winning at Rhodes Arena on Jan. 26, 76-66, but falling at NIU Convocation Center on Feb. 13, 80-79.

Akron is 18-3 all-time against the Huskies at Rhodes Arena. And the series in DeKalb is tied, 11-11. The Huskies have won the last 7-of-12 meetings at the NIU Convocation Center.

## SCOUTING THE HUSKIES

Under first year head coach Rashon Burno, the Huskies own a 7-16 overall record, and 4-9 in league play, standing 2-5 at home, 5-9 on the road and 0-2 in neutral site games this season. NIU averages 63.9 points per game on 41.4 percent shooting from the floor and 33.3 percent effort from beyond the 3-point arc, draining 6.3 triples a game. In addition, the Huskies shoot 67.1 percent from the free throw line on 12.5 attempts per game.

Northern Illinois has two players averaging double-digits in points as Keshawn Williams leads the way with 16.4 points per game on 45.3 percent shooting from the floor and 35.6 from long distance with a second-best 26 trifectas and 24 steals.

Trendon Hankerson follows with 11.4 points per outing and leads the squad from beyond the 3-point arc with 53 triples. He shoots 37.3 from the field and 38.1 from deep. Hankerson owns a team-best 45 steals and dished out a second-best 49 assists. NIU's assist leader is Kaleb Thornton with 89 helpers and averages 8.4 points per game. Anthony Crump 5.1 rebounds per game with a 117 total boards.

Defensively, NIU limits its opponents to scoring 72.3 points per game on 44.8 percent shooting from the floor and 32.3 percent from 3-point range, allowing 6.5 long distance strikes per night. The Huskies caused 317 turnovers (13.8 to/g) with 149 steals (6.5 stl/g). Northern Illinois is outrebounded by the opponent by a -3.8 margin as the opponent grabbed 831 total boards (36.1 rebs/g) compared to the Huskies 743 total rebounds (32.3 rebs/g) secured.

## AKRON IN THE MAC

Akron is 40-16 over the last three seasons in MAC play, owning the highest winning percentage (.714) in the league. The Zips are 26-12 in the MAC under the new conference format without divisions (new in 2020-21). Akron is 81-23 (.795) at home in league play since the start of the 2011 MAC schedule. UA has seen a ton of success in league play since the start of the 2004-05 season, and is 209-98 overall (.681), including a 126-30 mark in MAC play at home (.822). The Zips' 209 wins are the most in the league during that stretch. The Zips have won 124 of their last 179 MAC games (.694).

## OPENING MAC PLAY

Akron is 22-8 in MAC openers since joining the league in 1992. Over the last 16 seasons, the Zips are 13-3 in MAC openers. Akron has won the last 13-of-14 MAC openers, including a 4-1 mark under head coach John Groce. The Zips fell in Groce's initial MAC opener, but have won four straight leading into the 2022-23 opener.

## HOME SWEET HOME

The Zips own a 448-135 (.767) all-time record at Rhodes Arena. In the last 16 seasons, Akron has posted a 244-38 (.864) record at the JAR. Under coach Groce Akron is 69-13 (.825) at home. The Zips are 7-0 at home in 2022-23. Akron went 12-4 at Rhodes Arena in Groce's first year as head coach and followed with a 14-3 effort. The Zips went 15-2 at home in 2019-20 en route to the regular season MAC Championship. During COVID shortened season, Akron posted a 9-1 mark at the JAR (2020-21) and last season the Zips posted a 12-3 record. Groce became the third Akron coach since 1940 to win his first six home games in the first season as head coach. The Zips rattled off seven straight wins at the JAR before falling in the MAC home opener to Buffalo. The Zips set the all-time longest home winning streak record at Rhodes Arena with 30 consecutive wins during the 2015-17 seasons, replacing the 26-game run the Zips made during the 1985-87 seasons under head coach Bob Huggins. The streak ranked No. 2 in the NCAA.



## 2021-22 AWARDS AND HONORS

2022 MAC Tournament Champions

**MAC Tournament MVP**  
Enrique Freeman

**MAC All-Tournament Team**  
Enrique Freeman  
Ali Ali  
Xavier Castaneda

**MAC Player of the Week**  
Ali Ali - Jan. 3  
Enrique Freeman - Dec. 6

### MAC Postseason Awards

**Defensive Player of the Year**  
Enrique Freeman

**All-Defensive Team**  
Enrique Freeman

**Second Team All-MAC**  
Enrique Freeman  
Ali Ali

**Honorable Mention**  
Xavier Castaneda

## 2022-23 PRESEASON POLL

### MAC Men's Basketball Preseason Coaches Poll

1. Kent State (6) - 135 points
2. Toledo (4) - 131
3. Akron (2) - 127
4. Ball State -- 94
5. Ohio -- 91
6. Buffalo -- 82
7. Eastern Michigan -- 68
8. Western Michigan -- 66
9. Bowling Green -- 42
10. Central Michigan -- 38
11. Miami -- 36
12. Northern Illinois - 26

**MAC Tournament Champion:** Kent State (4), Toledo (3), Akron (2), Eastern Michigan (1), Western Michigan (1)

### Preseason All-MAC First Team

Enrique Freeman, F, Akron, Jr.  
Payton Sparks, C, Ball State, So.  
Sincere Carry, G, Kent State, R-Sr.  
JT Shumate, F, Toledo, Sr.  
Lamar Norman Jr., G, Western Michigan, Sr.

### Preseason All-MAC Second Team

Xavier Castaneda, G, Akron, Sr.  
Kevin Miller, G, Central Michigan, So.  
Emoni Bates, F, Eastern Michigan, So.  
Malique Jacobs, G, Kent State, R-Sr.  
Setric Millner Jr., F, Toledo, Sr.

## TEAM CAPTAINS

For the first time in six seasons, Akron head coach John Groce named captains for Zips basketball. Enrique Freeman, Xavier Castaneda, Greg Tribble and Trendon Heankerson were nominated and accepted their new roles as Akron heads into Mid-American Conference play.

## MR. DOUBLE-DOUBLE

Enrique Freeman is averaging a double-double in points and rebounds, scoring 12.7 points per game and grabbing 10.0 boards per contest. He ranks 14 in the NCAA with six double-double which tops the MAC. He pulled down double-digit rebounds in 8-of-13 outings, including a 14-rebound, 23-point effort in the season opener against South Dakota State. In addition, he has seven double-digit scoring efforts, scoring 18 (2x), 17 (2x), 14, 11 and 10-points. He is currently ranked in double-doubles (6 - 14th-NCAA, 1st-MAC), rebounds per game (10- 13th-NCAA, 1st-MAC), offensive rebounds per game (3.38 - 27th-NCAA, 1st-MAC), defensive rebounds per game (6.62 - 32nd-NCAA, 1st-MAC), total rebounds (130- 38th-NCAA, 1st-MAC) and field goal percentage (57.0 - 46th NCAA - 3rd MAC).

## X FACTOR

Xavier Castaneda leads the Akron Zips and is second in the MAC in scoring with 19.5 points per game (26th NCAA, 2nd MAC). He scored in double figures 12-of-13 games, including a pair of 30+ point performances. He set a career-high 33 points against Maine and opened the season with 31 points against South Dakota State. Castaneda registered four 20+ point efforts against LSU (28), Jackson State (23) and Mississippi State (20). He is shooting 41.3 percent from long distance (48th NCAA, 1st MAC) and averages 3.3 trifectas per game (13th NCAA, 2nd MAC) with a team-best 43 triples (22nd NCAA, 1st MAC). Castaneda is the squad's assist leader, dishing out 3.0 helpers per game with 39 assists to date. He ranks in the NCAA Top 50 in free throws made (83 - 3rd NCAA, 1st MAC), free throw attempts (103 - 10th NCAA, 1st MAC), total points (254 - 61st NCAA, 1st MAC), 3-pointers attempted (104 - 37th NCAA, 2nd MAC). Castaneda was named to the 2022 Cayman Islands Classic All-Tournament team, averaging 18.3 points, 4.3 rebounds and 2.7 assists.

## JOSHNSON N JOHNSON

Freshmen Nate Johnson (redshirt) and Tavari Johnson are starting to impact the Zips offensive output. Nate Johnson averages 18.8 minutes per game, scoring 3.7 points on 44.2 percent shooting from the floor. He shoots 44.4 percent from deep, draining 8-of-18 long-distance buckets. He impacts both ends of the floor, grabbing 37 rebounds for 2.8 per game and owns a second-best 13 steals. Tavari Johnson had a breakout game against Nevada in the Cayman Islands with a career-high 21 points on 9-of-10 shooting from the field and a perfect 3-of-3 showing from downtown. He joined the starting lineup on Dec. 4 and averages 18.8 minutes and 7.2 points per game. He shoots 47.2 percent from the floor and 40.6 percent from deep with 13 made trifectas. He adds 2.2 assists and 2.5 rebounds per game.

## LAST TIME VS NIU

The Akron Zips led for 33:30 minutes but dropped a 66-63 decision to visiting Northern Illinois with a late scoring surge in a rescheduled game from earlier in the season at James A. Rhodes Arena. The two Mid-American Conference foes traded leads in the latter portion of the second half and the Zips (16-9, 9-6 MAC) appeared to have seized control with four straight points by guard Greg Tribble to break a 54-all tie and give Akron a 58-54 edge with 2:47 remaining. However, the Huskies scored the game's next nine points to go ahead by four with 42.1 seconds left. A key Akron turnover in the final minute short-circuited its attempts to wrest the lead away from the visitors. Ali Ali led Akron with 20 points in the game and fellow Enrique Freeman tallied eight points and 11 rebounds.

The opening half was full of high-level defense, contested shots and few buckets for either side. The Zips led throughout, but were unable to pull away due to nine turnovers that yielded 11 points for the Huskies (8-16, 5-9 MAC). Additionally, 4-of-9 shooting at the foul line left points on the table and the 25-22 Akron advantage at the break was due largely to its ability to stifle the Huskies on the other end. Northern Illinois shot just 32.1 percent (9-of-28) from the field in the first 20 minutes. While the Huskies committed just three first-half turnovers, they struggled to get on a roll offensively and made just one 3-pointer prior to intermission. Sophomore guard Keshawn Williams led Northern Illinois with 15 points and junior guard Kaleb Thornton had 12.

## LAST TIME OUT

The Akron Zips closed out the calendar year with a dominant effort, taming the visiting Concord Mountain Lions 84-58 on Friday evening at James A. Rhodes Arena. After taking the lead in the opening minute, Akron never trailed and built its edge to as many as 27 points in the second half. Defense was again the calling card for the blue and gold, who entered the game ranked 51st of 352 Division I teams in the nation in points allowed per game. Enrique Freeman and Trendon Hankerson scored 18 points each to lead Akron, while Xavier Castañeda added 17. Hankerson eclipsed the 1,000-point threshold, scoring 886 points at Northern Illinois and 124 points at Akron for 1,010 career points. Freeman also notched a double-double with a game-best 10 rebounds.

With eight Zips logging double-digit minutes, the defensive energy was strong throughout as Concord shot just 39 percent for the game. Akron also forced 18 turnovers and claimed a 39-35 rebounding edge in holding its sixth opponent to 65 or fewer points this season. Thanks to aggressive defense that kept the Lions (7-4) from getting good looks at the basket, the Zips (8-5) overcame a shooting slump in the first half and built a 31-23 halftime advantage. They didn't allow a made 3-pointer in the frame and forced 12 turnovers, leading to 12 points on the offensive end.

The offense featured balanced scoring before intermission as no player scored more than Freeman's seven points but five Zips tallied four or more. That trend continued in the second half as Akron heated up from distance, making eight of its 12 total 3-pointers to pull away. With a 36-12 scoring edge beyond the arc, the hosts were never threatened in the second half. Ball movement also helped fuel the Akron attack as the Zips assisted on 21 of 27 field goals made. Lual Daniel Rahama paced Concord with 21 points with junior guard J.J Harper adding nine in defeat.



## AKRON'S RECORD WHEN...

<b>At home</b>	<b>7-0</b>
<b>On the road</b>	<b>0-2</b>
<b>Neutral</b>	<b>1-3</b>
Playing on National TV	0-0
In overtime	1-0
<b>In games decided by 1-2 points</b>	<b>1-0</b>
<b>In games decided by 3-5</b>	<b>1-1</b>
<b>In games decided by 6-10 points</b>	<b>2-0</b>
<b>In games decided by 11-20 points</b>	<b>2-3</b>
<b>In games decided by 21 or more</b>	<b>2-0</b>
Scoring First	6-1
Leading at half	6-1
Tied at half	0-0
Trailing at half	1-4
<b>Leading with 10:00 remaining</b>	<b>6-1</b>
<b>Trailing with 10:00 remaining</b>	<b>2-4</b>
<b>Tied with 10:00 remaining</b>	<b>0-0</b>
Leading with 5:00 remaining	7-1
Trailing with 5:00 remaining	1-4
Tied with 5:00 remaining	1-0
<b>UA shoots 50% or better</b>	<b>4-0</b>
<b>UA shoots less than 50%</b>	<b>4-5</b>
UA shoots better than opponent	7-1
UA shoots worse than opponent	1-4
UA shoots the same FG% as opponent	0-0
<b>Opponent shoots 50% or better</b>	<b>3-3</b>
UA out-rebounds opponent	5-3
Opponent out-rebounds UA	2-2
Rebounds are tied	1-0
<b>UA shoots 70% or better at FT line</b>	<b>5-1</b>
UA has more FT attempts	5-2
Opponent has more FT attempts	2-3
FT attempts are tied	0-0
<b>UA shoots 40% or better from 3-point</b>	<b>4-3</b>
<b>UA shoots under 40% from 3-point</b>	<b>4-2</b>
UA has more turnovers than opponent	0-3
UA has less turnovers than opponent	6-2
Turnovers are tied	2-0
<b>UA scores 90-plus points</b>	<b>0-0</b>
<b>UA scores 80-89 points</b>	<b>5-0</b>
<b>UA scores 70-79 points</b>	<b>1-0</b>
<b>UA scores 60-69 points</b>	<b>2-0</b>
<b>UA scores 50-59 points</b>	<b>0-5</b>
<b>UA scores 49 or less points</b>	<b>0-0</b>
Opponent scores 90-plus points	0-0
Opponent scores 80-89 points	1-0
Opponent scores 70-79 points	1-3
Opponent scores 60-69 points	0-2
Opponent scores 50-59 point	3-0
Opponent scores 49 or less points	1-0

## AKRON STREAKS...

Current Streak	Won 1
Home Court Streak	Won 9
Road Streak	Lost 2
Neutral Court Streak	Lost 2
Last 5 Games	4-1
Last 10 Games	6-4

## AKRON BY MONTH...

November	3-4
December	5-1
January	0-0
February	0-0
March	0-0

## AKRON BY DAY OF THE WEEK...

Sunday	2-0
Monday	3-0
Tuesday	1-1
Wednesday	1-1
Thursday	0-1
Friday	1-1
Saturday	0-1

## ON THE ROAD

Akron is 0-2 in true road games this season, falling to Marshall (68-57) and Bradley (74-55). The Zips are 1-3 in neutral site games this season. Akron finished 8-4 on the road in 2021-22, dropping the season opening game to Ohio State (67-66) as time expired and defeating Wright State by a decisive 18 points (66-48). The Zips second road setback came against Kent State (67-55) in the first installment of the 2021-22 Wagon Wheel series. Zips bounced back with 91-66 win over Bowling Green and a 60-56 win over Central Michigan. The Zips fell at Toledo (84-76). Zips defeated Miami (71-59) and NIU (70-64) in back-to-back road contests but fell to WMU (61-57). Akron defeated Eastern Michigan 67-48, Ohio (91-83) and Ball State (79-60) to end the season.

## RETURN TO THE CAYMAN ISLANDS CLASSIC

The Akron men's basketball team placed fourth overall at the 2022 Cayman Islands Classic as the Zips fell 62-58 to Nevada at John Gray Gymnasium. The Zips finished the tournament 1-2, defeating Western Kentucky (72-53) to advance to the semifinals before falling to LSU (73-58). Xavier Castaneda earned All-Tournament team honors. In three games, Jackson averaged 18.3 points, 4.3 rebounds and 2.7 assists. Castaneda posted a 28-point performance against LSU.

In 2018, Akron went 1-2 in its inaugural Cayman Islands Classic appearance at John Gray Gymnasium. The Zips opened against No. 16 ranked Clemson, falling 72-69. Akron and Illinois State battled in the second game as the Redbirds posted a 73-68 win. The Zips played St. Bonaventure in their final game and rallied to a 61-49 win. Loren Cristian Jackson earned All-Tournament team honors. In three games, Jackson averaged 16.3 points, 4.3 Assists and 2.3 rebounds. Jackson opened the tournament with a 25-point performance against No. 16 ranked Clemson.

## CAYMAN ISLANDS CLASSIC RECAP

Akron advanced to the semifinal round of the 2022 Cayman Islands Classic after defeating Western Kentucky 72-53. Enrique Freeman registered his third double-double of the season as he led the Zips with 18 points and 11 rebounds. Greg Tribble matched Freeman's team-high 11 rebounds as the Zips owned the glass, posting a lopsided 43-16 rebounding advantage. Xavier Castaneda followed with 16 points, while three players recorded nine points - Tribble, Tendon Hankerson and Nate Johnson. Johnson shot perfect from downtown, draining all three of his 3-point attempts, while Hankerson (2 of 4) and Tribble (1 of 2) shot 50-percent from beyond the arc.

Akron held a two-point lead at halftime, but couldn't overcome an 8-2 run to open the second half as LSU defeated the Zips 73-58 in the semifinal round of the 2022 Cayman Island Classic. Xavier Castaneda led Akron in scoring with a game-high 28 points while adding six rebounds and four assists. Sammy Hunter followed with 13 points and Enrique Freeman grabbed a game-high 10 rebounds. Akron won the battle of the glass, outrebounding LSU 36-31.

Akron placed fourth overall at the 2022 Cayman Islands Classic as the Zips fell 62-58 to Nevada. Freshman Tavari Johnson (Chicago, Ill.) led the Zips offense with a career-high 21 points on 9-of-10 shooting from the field, including a perfect 3-of-3 from beyond the 3-point arc. Xavier Castaneda followed in scoring for Akron with 11 points, while Enrique Freeman added nine points and a team-best nine rebounds. Tendon Hankerson pulled down a second-best seven rebounds as the Zips and Wolf Pack were deadlocked at 33 rebounds apiece.

## FREEMAN 2022-23 LOU HENSON NATIONAL PLAYER OF THE YEAR WATCH LIST

Junior Enrique Freeman (Cleveland, Ohio) has been named to the 2022-23 Lou Henson National Player of the Year Watch List, CollegInsider.com announced on Wednesday (Nov. 23). Freeman is one of 50 players on the watch list and one of four from the Mid-American Conference to be considered for the 2022-23 mid-major national player of the year award. Freeman is joined by Emoni Bates (Eastern Michigan), Sincere Carry (Kent State) and RayJ Dennis (Toledo).

## FREEMAN, CASTANEDA TABBED PRESEASON ALL-MAC, ZIPS PICKED THIRD

Freeman earned first team preseason All-MAC accolades, while Castaneda was selected second team All-MAC. The Zips received two first place votes and 127 voting points overall for the third-place ranking, while Kent State and Toledo were picked to finish first and second with six first-place votes (135 pts.) and four first-place votes (131 pts.), respectively.

Freeman was named 2022 MAC Defensive Player of the Year, MAC Tournament MVP and Second Team All-MAC and finished the 2022 campaign ranked No. 1 in the NCAA in field goal percentage (.665). He landed in the nation's Top 20 in six categories: No. 4 total rebounds (367), No. 6 rebounds per game (10.8), No. 8 double-doubles (18), No. 9 defensive rebounds per game (7.53) and No. 19 offensive rebounds per game (3.26). Freeman was one of 13 players in the NCAA to average a double-double in points (13.2) and rebounds (10.8). He led the MAC in 5-of-6 categories, ranking No. 2 in offensive rebounds per game.

Castaneda averaged a second-best 13.6 points per game and led the squad from behind the 3-point arc, shooting 37.3 percent (75 of 201) with a team-best 75 made 3-pointers. He scored in double figures 27 times with four 20+ point performances. He finished in third in the MAC for free throw percentage with 82.3 percent (107 of 130) en route to being named All-MAC Honorable Mention. Castaneda also garnered 2022 MAC All-Tournament Team honors.



## 1,000 CAREER POINT CLUB

Rk.	Pts.	(Games)
1.	2,583*	Joe Jakubick, 1980-84 (108)
2.	2,028	Len Paul, 1969-73 (107)
3.	1,810	Eric McLaughlin, 1985-89 (115)
4.	1,657	John Britton, 1975-79 (91)
5.	1,630	Bill Turner, 1962-67 (106)
6.	1,587	Loren Cristian Jackson, 2018-21 (87)
7.	1,577	Jimmal Ball, 1997-2000 (107)
8.	1,491	Romeo Travis, 2004-07 (122)
9.	1,445	Don Williams, 1963-67 (107)
10.	1,442	Alex Adams, 1959-61 (85)
11.	1,437	Bob Smith, 1964-68 (102)
12.	1,425	Mike Harkins, 1951-56 (65)
13.	1,415	Mark Alberts, 1988-93 (106)
14.	1,413	Shawn Roberts, 1985-89 (117)
15.	1,377	Darryl Peterson, 2002-06 (122)
16.	1,374	Isaiah Johnson, 2013-2017 (136)
17.	1,319	Jim Fenton, 1951-54 (66)
18.	1,283	Jami Bosley, 1998-2000 (75)
19.	1,265	Zeke Marshall, 2010-13 (138)
20.	1,259	Jimond Ivey, 2015-2019 (133)
21.	1,258	Fritz Nagy, 1943-47 (63)
22.	1,229	Fred Golding, 1955-59 (97)
23.	1,217	Bob Whaley, 1956-60 (99)
24.	1,215	George Phillips, 1996-2000 (109)
25.	1,210	Jerry Sloan, 1964-68 (100)
26.	1,193	Climon Lee, 1957-61 (95)
27.	1,190	Derrick Tarver, 2003-04 (55)
28.	1,185	Anthony Buford, 1987-90 (80)
29.	1,158	Nikola Cvetinovic, 2009-12 (141)
30.	1,152	Ray Pryear, 1955-59 (91)
31.	1,151	Jeremiah Wood, 2004-08 (101)
32.	1,147	Daniel Utomi, 2015-2019 (97)
33.	1,143	Ryan Andrick, 1996-2000 (102)
34.	1,142	Brett McKnight, 2007-11 (125)
35.	1,136	Andy Hipsher, 2000-04 (120)
36.	1,120	Cedrick Middleton, 2005-08 (130)
37.	1,108	Marcel Boyce, 1985-87 (59)
38.	1,091	Demetrius Treadwell, 2012-2014 (96)
39.	1,087	Nick Dials, 2006-08 (101)
40.	1,086	Larry Jenkins, 1970-74 (75)
41.	1,055	Bobby Walker, 1946-50 (75)
42.	1,046	Dru Joyce, 2004-07 (123)
43.	1,041	Hank Vaughn, 1946-50 (75)
44.	1,023	Nate Linhart, 2006-09 (134)
45.	1,019	Antino Jackson, 2014-2017 (106)
46.	1,013	Sam Serves, 1942-47 (94)

\*Top 50 in NCAA history

## GROCE DEBUTS WITH A WIN

Zips' head coach John Groce has spent over two decades on the sidelines of a basketball court as a coach and enters his 15th season as the lead man, and sixth at Akron. On April 6, 2017, Groce was named the 22nd head coach in Akron Basketball history.

On Nov. 11, 2017, Groce and the Zips accomplished something that has only been done 10 times in Akron's history, debuting a coaching career with a win. Akron defeated Cleveland State 67-57 in Groce's Akron coaching debut to become the first coach since the 1984-85 season to win their initial game.

In fact, the last coach to start his Akron career with a win was Bob Huggins during the 1984-85 season against Western Illinois, 64-57. Prior to Huggins, six coaches were unsuccessful in accomplishing that feat since Thomas Dowler did so in 1939-40 against Franklin, 34-25.

## AKRON BASKETBALL AT A GLANCE

The Zips return nine players from last season's championship squad and adds six newcomers headlined by transfers graduate Trendon Hankerson (Novi, Mich.) and junior Sammy Hunter (Nassau, Bahamas). Also joining the Blue and Gold for 2022-23 are freshmen Tavari Johnson (Chicago, Ill.), Amani Lyles (Columbus, Ohio), Prince Mosengo (Congo, Africa) and Ryan Prather, Jr. (Clarksburg, Md.).

- Akron is 40-16 over the last three years in MAC play, best winning percentage (.714) in the conference
- 2022 Mid-American Conference Tournament Champions
- Posted a 24-10 record, including 14-6 mark in league play
- The 2019-20 MAC regular season champions finished with school-record 24 regular season wins (postseason cancelled due to COVID-19)
- Akron entered the 2022 NCAA Tournament with an eight-game winning streak

## ZIPS IN THE MAC TOURNAMENT

Akron is 35-20 all-time in the MAC Tournament, 27-9 in its last 36 tournament games. The Zips have won at least one game in the MAC Tournament every year since the 2004-05 season and set an unprecedented 15-of-17 semifinal appearances. The Zips' runs of the consecutive title game (7) and semifinal appearances (13) are the longest streaks in MAC history. The Zips are 29-14 at Rocket Mortgage FieldHouse. Akron is 7-6 in opening round games, 1-0 second round, 12-4 in the quarterfinals, 10-4 semifinals, and 5-6 in title games.

## AKRON'S RUN TO THE DANCE

Akron to the 2022 MAC Tournament Championship and fifth appearance all-time in the NCAA Tournament. The Zips finished the season 24-10 overall record with a 14-6 league mark, finishing tied for third in regular-season MAC play. As the fourth seed, the Zips defeated fifth-seeded Buffalo (70-68) and top-seeded Toledo (70-62) before posting a 20-point win over second-seeded Kent State (75-55) in the MAC title game. The Zips closed out regular season play on a five-game winning streak and added three consecutive wins to secure the 2022 MAC title. After winning eight consecutive contests, Akron entered the NCAA Tournament as a No. 13 seed and played against the No. 4 seed UCLA Bruins in the First Round of the East Region at the Moda Center in Portland, Oregon on March 17, 2022. The Zips fell 57-53.

## LAST TIME AT THE JAR

The Akron Zips closed out the calendar year with a dominant effort, taming the visiting Concord Mountain Lions 84-58 on Friday evening at James A. Rhodes Arena.

After taking the lead in the opening minute, Akron never trailed and built its edge to as many as 27 points in the second half. Defense was again the calling card for the blue and gold, who entered the game ranked 51st of 352 Division I teams in the nation in points allowed per game.

Junior forward Enrique Freeman (Cleveland, Ohio) and graduate student guard Trendon Hankerson (Novi, Mich.) scored 18 points each to lead Akron, while senior guard Xavier Castañeda (Chicago, Ill.) added 17. Hankerson eclipsed the 1,000-point threshold, scoring 886 points at Northern Illinois and 124 points at Akron for 1,010 career points. Freeman also notched a double-double with a game-best 10 rebounds.

With eight Zips logging double-digit minutes, the defensive energy was strong throughout as Concord shot just 39 percent for the game. Akron also forced 18 turnovers and claimed a 39-35 rebounding edge in holding its sixth opponent to 65 or fewer points this season.

Thanks to aggressive defense that kept the Lions (7-4) from getting good looks at the basket, the Zips (8-5) overcame a shooting slump in the first half and built a 31-23 halftime advantage. They didn't allow a made 3-pointer in the frame and forced 12 turnovers, leading to 12 points on the offensive end.

The offense featured balanced scoring before intermission as no player scored more than Freeman's seven points but five Zips tallied four or more. That trend continued in the second half as Akron heated up from distance, making eight of its 12 total 3-pointers to pull away. With a 36-12 scoring edge beyond the arc, the hosts were never threatened in the second half. Ball movement also helped fuel the Akron attack as the Zips assisted on 21 of 27 field goals made.

Graduate student forward Lual Daniel Rahama paced Concord with 21 points with junior guard J.J Harper adding nine in defeat.



### MAC STANDINGS

TEAM	MAC	OVERALL	STREAK
Kent State	0-0	10-3	W4
Ball State	0-0	9-4	W5
Toledo	0-0	9-4	W2
<b>Akron</b>	<b>0-0</b>	<b>8-5</b>	<b>W1</b>
Ohio	0-0	8-5	W3
Bowling Green	0-0	6-7	W2
Buffalo	0-0	6-7	L1
Miami	0-0	6-7	W1
Central Michigan	0-0	5-8	W1
Northern Illinois	0-0	4-9	W1
Western Michigan	0-0	4-9	L1
Eastern Michigan	0-0	3-10	L1

### MAC TEAM STATISTICS

	Rank	Stat/G
Scoring Offense	9th	69.4
Scoring Defense	2nd	62.6
Scoring Margin	4th	6.8
Free Throw %	12th	.671
Field Goal %	11th	.417
Opp. FG%	3rd	.418
3-point %	6th	.342
Opp. 3-point FG %	7th	.351
3-pointers Made	2nd	8.8
Total Rebounds	4th	37.7
Opp Rebounds	3rd	33.5
Offensive Rebounds	6th	11.1
Defensive Rebounds	3rd	26.6
Rebound Margin	3rd	4.2
Turnover Margin	5th	1.15
Assist/Turnover Ratio	4th	1.12
Assists	7th	13.3
Blocked Shots	10th	2.4
Steals	5th	7.0

### MAC INDIVIDUAL STATISTICS

	Player	Rank	Stat/G
Scoring	Castaneda	2nd	19.5
	Freeman	23rd	12.7
Rebounding	Freeman	1st	10.0
Field Goal %	Freeman	5th	.570
Free Throw %	Castaneda	16th	.806
3-Point %	Hankerson	6th	.414
	Castaneda	7th	.413
	T. Johnson	10th	.406
3-Pointers Made	Castaneda	2nd	3.3/43
	Hankerson	10th	2.2/29
Assists	Castaneda	11th	3.0/39
	Freeman	25th	2.3/30
Assist/TO Ratio	Castaneda	5th	1.6
Blocks	Freeman	10th	1.0/13
Steals	T. Johnson	20th	1.2/14
Minutes	Castaneda	10th	32.6
	Hankerson	13th	32.1
	Freeman	21st	29.9

### USA TODAY COACHES POLL

RK	SCHOOL	REC	PTS	PR
1	PURDUE	13-0	798	1/NR
2	HOUSTON	14-1	740	1/4
3	KANSAS	12-1	720	3/9
4	ARIZONA	13-1	693	4/13
5	CONNECTICUT	14-1	659	2/NR
6	TEXAS	12-1	652	2/12
7	ALABAMA	11-2	560	5/19
8	UCLA	13-2	559	7/21
9	TENNESSEE	11-2	556	7/21
10	GONZAGA	12-3	510	2/18
11	VIRGINIA	10-2	494	2/18
12	MIAMI-FLORIDA	13-1	38012/NR	
13	ARKANSAS	11-2	377	7/13
14	DUKE	11-3	370	8/16
15	WISCONSIN	10-2	32615/NR	
16	BAYLOR	10-3	290	6/16
17	TEXAS CHRISTIAN	12-1	27316/NR	
18	XAVIER	12-3	24618/NR	
19	INDIANA	10-3	226	8/21
20	AUBURN	11-2	13114/24	
21	MISSOURI	12-1	13021/NR	
22	NEW MEXICO	14-0	11822/NR	
23	OHIO ST.	10-3	11221/NR	
24	ILLINOIS	9-4	65	14/24
25	KENTUCKY	9-4	62	4/25
25	IOWA STATE	10-2	62	20/NR

### ASSOCIATED PRESS (AP) POLL

RK	SCHOOL	REC	PTS	PR
1	PURDUE (60)	13-0	1,524	1
2	HOUSTON	14-1	1,417	3
3	KANSAS	12-1	1,351	4
4	UCONN (1)	14-1	1,342	2
5	ARIZONA	13-1	1,334	5
6	TEXAS	12-1	1,185	6
7	ALABAMA	11-2	1,132	8
8	TENNESSEE	11-2	1,114	7
9	GONZAGA	12-3	1,003	10
10	UCLA	13-2	993	11
11	VIRGINIA	10-2	926	13
12	MIAMI (FLA.)	13-1	814	14
13	ARKANSAS	11-2	717	9
14	WISCONSIN	10-2	639	15
15	INDIANA	10-3	558	16
16	DUKE	11-3	554	17
17	TCU	12-1	545	18
18	XAVIER	12-3	531	T-22
19	BAYLOR	10-3	520	12
20	MISSOURI	12-1	329	NR
21	NEW MEXICO	14-0	290	T-22
22	AUBURN	11-2	287	20
23	CHARLESTON	14-1	116	NR
24	OHIO STATE	10-3	114	NR
25	IOWA STATE	10-2	94	NR

### MID-MAJOR TOP 25 (DEC. 26)

RK	SCHOOL	REC	PTS	PR
1	GONZAGA (31)	12-3	775	1
2	CHARLESTON	12-1	728	2
3	SAINT MARY'S	10-4	705	3
4	KENT STATE	10-3	670	4
5	DRAKE	10-3	594	7
6	LOUISIANA	10-2	574	5
7	SAM HOUSTON	10-2	558	6
8	YALE	10-3	516	10
9	IONA	9-4	506	9
10	SOUTHERN MISS	11-2	454	8
11	UC SANTA BARBARA	9-2	426	11
12	MARSHALL	11-2	416	14
13	TOLEDO	8-4	400	13
14	ORAL ROBERTS	10-3	364	16
15	INDIANA STATE	9-4	329	12
16	SANTA CLARA	12-3	241	17
17	SAN FRANCISCO	11-4	239	22
18	UNCW	10-3	221	20
19	BRADLEY	9-4	206	NR
20	FURMAN	9-4	172	24
21	UMASS-LOWELL	12-2	129	25
22	NORTHWESTERN STATE	8-4	121	19
23	JAMES MADISON	9-4	85	15
24	GRAND CANYON	9-4	81	23
25	LIBERTY	9-4	73	NR

### NCAA MEN'S BASKETBALL NET RANKINGS

RK	SCHOOL	REC	PR
1	HOUSTON	14-1	1
2	UCONN	14-1	2
3	TENNESSEE	11-2	3
4	PURDUE	13-0	4
5	ARIZONA	13-1	5
6	UCLA	13-2	7
7	KANSAS	12-1	6
8	ALABAMA	11-2	8
9	TEXAS	12-1	9
10	OHIO ST.	10-3	15
11	FLA. ATLANTIC	10-1	10
12	ARKANSAS	11-2	11
13	GONZAGA	11-3	12
14	SAINT MARY'S (CA)	12-4	14
15	WEST VIRGINIA	10-3	13
16	VIRGINIA	10-2	16
17	DUKE	11-3	17
18	NEW MEXICO	13-0	18
19	INDIANA	10-3	19
20	RUTGERS	9-4	21
21	XAVIER	12-3	20
22	SAN DIEGO ST.	10-3	23
23	UTAH ST.	11-2	22
24	BAYLOR	10-3	24
25	SAM HOUSTON	7-3	25
<b>133</b>	<b>AKRON</b>	<b>6-5</b>	<b>132</b>
<b>292</b>	<b>NIU</b>	<b>3-8</b>	<b>292</b>



## Ken Pomeroy NCAA Rankings

### Scouting Report ?

Data through games of **Sunday, January 1**

Conference only

Category	Offense	Defense	D-I Avg
Adj. Efficiency	101.8 186	112.3 356	102.0
Adj. Tempo	71.1 51		68.2
Avg. Poss. Length	17.2 157	16.9 71	17.4
Four Factors			
Effective FG%	50.1 171	56.8 356	50.0
Turnover %:	16.1 34	16.9 285	19.0
Off. Reb. %:	25.5 267	30.8 260	28.8
FTA/FGA:	29.7 203	39.9 326	31.2
Miscellaneous Components			
3P%:	35.6 87	34.4 217	33.4
2P%:	48.5 234	60.4 360	49.8
FT%:	74.1 80	67.7 74	70.8
Block%:	7.3 68	6.3 296	9.1
Steal%:	9.4 189	9.2 193	9.5
Non-Stl TO%:	6.6 10	7.7 325	9.4
Style Components			
3PA/FGA:	32.5 300	41.1 287	37.6
A/FGM:	37.3 363	43.4 31	51.5
Point Distribution (% of total points)			
3-Pointers:	28.4 246	30.2 212	30.9
2-Pointers:	53.6 107	50.6 185	51.0
Free Throws:	18.0 178	19.2 111	18.1
Strength of Schedule			
Components:	102.3 173	102.1 178	102.0
Overall:	+0.27 174		0.00
Non-conference:	+0.27 167		0.00
Personnel			
Bench Minutes:	29.0% 236		31.1%
D-1 Experience:	1.10 yrs 321		1.90
Minutes Continuity:	26.8% 279		41.4%
Average Height:	77.8" 66		77.1"
2-Foul Participation:	29.6% 94		21.9%

## Ken Pomeroy MAC Rankings

### Scouting Report ?

Data through games of **Monday, November 28**

Conference only

Category	Offense	Defense	D-I Avg
Efficiency	0.0 1	200.0 1	101.4
Tempo	0.0 1		68.0
Avg. Poss. Length	0.0 1	0.0 1	17.3
Four Factors			
Effective FG%:	0.0 1	100.0 1	49.7
Turnover %:	100.0 1	0.0 1	19.3
Off. Reb. %:	0.0 1	100.0 1	29.0
FTA/FGA:	0.0 1	100.0 1	31.6
Miscellaneous Components			
3P%:	0.0 1	100.0 1	33.3
2P%:	0.0 1	100.0 1	49.6
FT%:	0.0 1	100.0 1	70.2
Block%:	0.0 1	0.0 1	9.1
Steal%:	100.0 1	0.0 1	9.6
Non-Stl TO%:	0.0 1	0.0 1	9.7
Style Components			
3PA/FGA:	0.0 1	100.0 1	37.7
A/FGM:	0.0 1	0.0 1	51.1
Point Distribution (% of total points)			
3-Pointers:	0.0 1	0.0 1	30.9
2-Pointers:	0.0 1	0.0 1	50.9
Free Throws:	0.0 1	0.0 1	18.2
Strength of Schedule			
Components:	103.1 111	97.8 41	101.4
Overall:	+5.31 64		0.00
Non-conference:	+5.31 64		0.00
Personnel			
Bench Minutes:	23.0% 339		30.7%
D-1 Experience:	2.85 yrs 29		1.89
Minutes Continuity:	50.5% 107		40.9%
Average Height:	75.0" 361		77.1"
2-Foul Participation:	38.4% 62		21.9%

### WHAT IS A ZIP?

- One of the unique nicknames in collegiate athletics belongs to The University of Akron.
- Originally Zippers, athletic director Kenneth "Red" Cochrane officially shortened the nickname to the Zips in 1950. Twenty-five years earlier a campus-wide contest had been conducted to choose a nickname for the University's athletics teams.
- Suggestions submitted by students, faculty, and alumni included GoldenBlue Devils, Tip Toppers, Rubbernecks, Hillbillies, Kangaroos, and Cheveliers.
- The winner, freshman Margaret Hamlin, received a prize of \$10 for Zippers, a \$6 pair of rubber overshoes and a brand name of the BF Goodrich Company.
- The evolution of Zippy, UA's mascot, began 40 years ago when the student council decided the University needed a mascot.
- "Zippy" the kangaroo was officially declared the school's mascot on May 1, 1953. The first known printed reference to the mascot as "Zippy" was a 1965 Zip football press brochure. The Buchtelite's first use of the name "Zippy" came Sept. 24, 1965, in an identification of a photo of the cheerleaders listing "Mascot - 'Zippy' - Charles Huettner."
- In 2007, Zippy was named the Capital One National Mascot of the Year.

### REGULAR SEASON TOURNAMENTS

Akron is 68-46 all-time and 47-39 in the Division I era (since 1980) in regular season tournaments and 8-11 over the last six years under Groce. Akron posted a 1-2 record at the 2022 Cayman Islands Classic, defeating Western Kentucky and advancing to the semifinals before falling to LSU and finishing fourth overall after falling to Nevada. The Zips registered a 1-2 record in the 2021 Gulf Coast Showcase, 3-1 record in the Global Sports Shootout and 1-1 mark in the DC Holiday Hoops Fest. In 2018-19, the Zips went 2-2 at the Cayman Island Classic, and in Groce's first season, Akron posted an 0-3 mark at the 2018 Diamond Head Classic. Akron has posted multiple wins in 13 of the last 16 in-season tournaments, including three championships. The Zips won two tournaments in 2016-17, the Savannah Invitational (4-0) and Don Haskins Sun Bowl Invitational (2-0). In 2015-16, Akron went 2-0 at the Las Vegas Holiday Hoops Classic to claim the title. In 2014-15, Akron posted a 2-1 record in the Gildan Charleston Classic following the previous tournament runs at the Puerto Rico Tip-Off (2012, 2-1), 2K Sports Classic (2011, 2-2), the Las Vegas Holiday Hoops Classic (2010, 3-1), the Glenn Wilkes Classic (2009, 2-2), the Legends Classic (2008, 2-2), the Top of the World Classic (2007, 2-1) and the San Juan Shootout (2005, 2-1).

### BEST START TO A SEASON

The 2015-16 Akron Zips started the season with a 3-0 winning streak. The three consecutive wins to open the season marks the best start in the Division I era of Akron men's basketball history. In addition, the 13-2 start was the best opening to a season in Akron basketball's Division I era, while the Zips win over the Arkansas Razorbacks marked the fifth consecutive season the Zips posted a win over a Power Five Conference opponent.

### STARTING THE SEASON OFF RIGHT

The Zips are 75-47 (.610) all-time in season openers with a 61-12 (.829) home record and 14-35 (.285) on the road. Since the 2004-05, UA is 13-6 (.667) when opening the season, standing 10-1 (.875) at home, 3-5 (.429) on the road and 4-1 (.800) under head coach John Groce.

Akron owns a 100-21 (.822) home-opening record and 36-4 (.897) at Rhodes Arena. The Zips have been winners in the last 20-of-21 home opening games. Akron is 19-8 in MAC openers, 11-1 at home since joining the league in 1992. Over the last 16 seasons, the Zips are 13-3 in MAC openers and 7-1 at home. Akron has won the last 8-of-9 MAC openers.

Akron is 22-8 in MAC openers since joining the league in 1992. Over the last 16 seasons, the Zips are 13-3 in MAC openers. Akron has won the last 13-of-14 MAC openers, including a 4-1 mark under head coach John Groce. The Zips fell in Groce's initial MAC opener, but have won four straight leading into the 2022-23 opener.



0

**AMANI LYLES**  
Freshman • F  
Columbus, Ohio



1

**GARVIN CLARKE**  
Sophomore • G  
Nassau, Bahamas




2

**GREG TRIBBLE**  
Junior • G  
Cincinnati, Ohio



3

**KOBE MITCHELL**  
Freshman • G  
Cadiz, Ohio



4

**TRENDON HANKERSON**  
Graduate • G  
Novi, Mich.



5

**TAVARI JOHNSON**  
Freshman • G  
LaGrange Park, Ill.



10

**RYAN PRATHER JR.**  
Freshman • G  
Clarksburg, Md.



11

**SAMMY HUNTER**  
Junior • C  
Senegal, Africa




12

**PAT MAYFIELD**  
Freshman • G  
Elgin, Ill.



13

**XAVIER CASTANEDA**  
Senior • G  
Chicago, Ill.



20

**EVAN WILSON**  
Sophomore • G  
Noblesville, Ind.




22

**MIKAL DAWSON**  
Junior • G  
Huntington, W.Va.



23

**PRINCE MOSENGO**  
Freshman • F  
DR Congo, Africa



25

**ENRIQUE FREEMAN**  
Junior • F  
Cleveland, Ohio



34

**NATE JOHNSON**  
Freshman • G  
Liberty Township, Ohio



**JOHN GROCE**  
Head Coach



**DUSTIN FORD**  
Associate Head Coach



**ROB FULFORD**  
Assistant Coach



**ROBBY PRIDDEN**  
Assistant Coach



**JON EKEY**  
Director of Basketball Operations





## NUMERICAL ROSTER

No.	Name	Pos.	Ht.	Wt.	Yr.	Hometown (High School   Previous School)
0	Amani Lyles	F	6-7	226	Fr.	Columbus, Ohio   Beechcroft
1	Garvin Clarke	G	6-0	184	So.	Nassau, Bahamas   Euclid   Cleveland Heights
2	Greg Tribble	G	6-1	195	Jr.	Cincinnati, Ohio   Winton Woods   Huntington Prep
3	Kobe Mitchell	G	6-2	190	Fr.	Cadiz, OH   Harrison Central
4	Trendon Hankerson	G	6-2	185	Gr.	Novi, Mich   Novi   Northern Illinois
5	Tavari Johnson	G	5-11	155	Fr.	LaGrange Park, Ill.   Lyons
10	Ryan Prather Jr.	G	6-5	205	Fr.	Clarksburg, Md.   Clarksburg
11	Sammy Hunter	F	6-9	225	Jr.	Nassau, Bahamas   British Columbia Christian Prep   Ole Miss
12	Pat Mayfield	G	6-5	185	Fr.	Elgin, Ill.   Burlington Central
13	Xavier Castaneda	G	6-1	188	Sr.	Chicago, Ill.   Whitney Young   South Florida
20	Evan Wilson	G	6-2	200	So.	Noblesville, Ind.   Noblesville
22	Mikal Dawson	W	6-5	222	Jr.	Huntington, W.Va.   Huntington Prep
23	Prince Mosengo	F	6-8	205	Fr.	DR Congo, Africa   Victory Rock Prep   Keystone Academy
25	Enrique Freeman	F	6-7	206	Jr.	Cleveland, Ohio   St. Martin De Porres High School
34	Nate Johnson	G	6-3	204	Fr.	Liberty Township, Ohio   Lakota East

G - Guard, W - Wing, F - Frontcourt

## ALPHABETICAL ROSTER

No.	Name	Pos.	Ht.	Wt.	Yr.	Hometown (High School   Previous School)
13	Xavier Castaneda	G	6-1	188	Sr.	Chicago, Ill.   Whitney Young   South Florida
1	Garvin Clarke	G	6-0	184	So.	Nassau, Bahamas   Euclid   Cleveland Heights
22	Mikal Dawson	W	6-5	222	Jr.	Huntington, W.Va.   Huntington Prep
25	Enrique Freeman	F	6-7	206	Jr.	Cleveland, Ohio   St. Martin De Porres High School
4	Trendon Hankerson	G	6-2	185	Gr.	Novi, Mich   Novi   Northern Illinois
11	Sammy Hunter	F	6-9	225	Jr.	Nassau, Bahamas   British Columbia Christian Prep   Ole Miss
5	Tavari Johnson	G	5-11	155	Fr.	LaGrange Park, Ill.   Lyons
34	Nate Johnson	G	6-3	204	Fr.	Liberty Township, Ohio   Lakota East
0	Amani Lyles	F	6-7	226	Fr.	Columbus, Ohio   Beechcroft
12	Pat Mayfield	G	6-5	185	Fr.	Elgin, Ill.   Burlington Central
3	Kobe Mitchell	G	6-2	190	Fr.	Cadiz, OH   Harrison Central
23	Prince Mosengo	F	6-8	205	Fr.	DR Congo, Africa   Victory Rock Prep   Keystone Academy
10	Ryan Prather Jr.	G	6-5	205	Fr.	Clarksburg, Md.   Clarksburg
2	Greg Tribble	G	6-1	195	Jr.	Cincinnati, Ohio   Winton Woods   Huntington Prep
20	Evan Wilson	G	6-2	200	So.	Noblesville, Ind.   Noblesville

G - Guard, W - Wing, F - Frontcourt

Head Coach: **John Groce** (Taylor 1994) - 15th season - 6th season at Akron

Associate Head Coach: Dustin Ford (Ohio 2001), Assistant Coaches: Rob Fulford (Marshall 1997), Robby Pridgen (Roanoke 2003)

Director of Basketball Operations: Jon Ekey (Illinois State 2013), Assistant Operations: Blaine Calhoun (Cincinnati 2019)


Graduate Assistants: Devan Morrow (Ohio State 2020), Peter Farkas (SUNY Brockport 2022),

## PRONUNCIATION GUIDE

13	Xavier Castaneda ( <b>Cast-a-Nay-duh</b> )
22	Mikal ( <b>Michael</b> ) Dawson



# O · AMANI LYLES · FR · F · COLUMBUS, OHIO



## SEASON STATS

Opponent	Date	GS	MIN	Total		3-Pointers		Free throws		Rebounds				PF	A	TO	BLK	STL	PTS	AVG
				FG-FGA	PCT	3FG-3FGA	PCT	FT-FTA	PCT	OFF	DEF	TOT	AVG							
South Dakota St.	11/07/2022		03:54	0-1	.000	0-0	.000	0-0	.000	0	0	0	0.0	2	0	0	1	0	0	0.0
vs Mississippi St.	11/11/2022		04:10	0-0	.000	0-0	.000	0-0	.000	0	0	0	0.0	0	0	1	0	0	0	0.0
Morgan St.	11/15/2022		04:26	1-2	.500	0-0	.000	0-1	.000	3	0	3	1.0	0	0	0	0	0	2	0.7
vs Western Ky.	11/21/2022		02:08	0-0	.000	0-0	.000	0-0	.000	0	0	0	0.8	1	0	0	0	0	0	0.5
vs LSU	11/22/2022		02:34	1-2	.500	0-0	.000	0-0	.000	0	0	0	0.6	0	0	0	0	0	2	0.8
vs Nevada	11/23/2022		00:40	0-0	.000	0-0	.000	0-0	.000	0	0	0	0.5	0	0	0	0	0	0	0.7
at Marshall	11/30/2022		02:00	0-1	.000	0-0	.000	0-0	.000	0	1	1	0.6	1	0	0	0	1	0	0.6
Muskingum	12/04/2022		13:27	1-2	.500	0-0	.000	3-8	.375	6	3	9	1.6	1	1	1	1	0	5	1.1
Wright St.	12/14/2022		02:24	0-0	.000	0-0	.000	0-0	.000	1	0	1	1.6	2	0	1	0	0	0	1.0
Maine	12/19/2022		08:57	3-5	.600	0-0	.000	3-3	1.000	2	0	2	1.6	2	0	1	1	2	9	1.8
at Bradley	12/22/2022		09:54	1-2	.500	0-0	.000	0-0	.000	0	1	1	1.5	3	1	1	1	1	2	1.8
Concord	12/30/2022		06:36	0-0	.000	0-0	.000	0-0	.000	0	0	0	1.4	1	0	1	0	0	0	1.7
<b>Totals</b>		<b>0</b>	<b>61:10</b>	<b>7-15</b>	<b>.467</b>	<b>0-0</b>	<b>.000</b>	<b>6-12</b>	<b>.500</b>	<b>12</b>	<b>5</b>	<b>17</b>	<b>1.4</b>	<b>13</b>	<b>2</b>	<b>6</b>	<b>4</b>	<b>4</b>	<b>20</b>	<b>1.7</b>

### Player Averages

Games Played	Minutes/game	Points/game	FG Pct	3FG Pct	FT Pct	Rebounds/game	Assists/game	Turnovers/game	Assist/Turnover ratio	Steals/game	Blocks/game
12	5.1	1.7	46.7	0.0	50.0	1.4	0.2	0.5	0.3	0.3	0.3

## CAREER STATS

				Field Goals		3-Point		F-Throws		Rebounds				Scoring						
SEASON	TEAM	GP-GS	MIN/AVG	FG-FGA	FG%	3FG-3FGA	3FG%	FT-FTA	FT%	OFF	DEF	TOT	AVG	PF-FO	A	TO	BLK	STL	PTS	AVG
2022-23	UA	12-0	61/5.1	7-15	.467	0-0	.000	6-12	.500	12	5	17	1.4	13-0	2	6	4	4	20	1.7
<b>TOTAL</b>		<b>12-0</b>	<b>61/5.1</b>	<b>7-15</b>	<b>.467</b>	<b>0-0</b>	<b>.000</b>	<b>6-12</b>	<b>.500</b>	<b>12</b>	<b>5</b>	<b>17</b>	<b>1.4</b>	<b>13-0</b>	<b>2</b>	<b>6</b>	<b>4</b>	<b>4</b>	<b>20</b>	<b>1.7</b>

### Single Game Highs

Statistic	Value
Points	9 vs Maine 12/19/22
Rebounds	9 vs Muskingum 12/04/22
Assists	1 vs Muskingum 12/04/22, at Bradley 12/22/22
Steals	2 vs Maine 12/19/22
Blocks	1 4 times
FG Made	3 vs Maine 12/19/22
FG Attempts	5 vs Maine 12/19/22
FT Made	3 vs Muskingum 12/04/22, vs Maine 12/19/22
FT Attempts	8 vs Muskingum 12/04/22



# 1 • GARVIN CLARKE • SO • G • NASSAU, BAHAMAS



## SEASON STATS

Opponent	Date	GS	MIN	Total		3-Pointers		Free throws		Rebounds				PF	A	TO	BLK	STL	PTS	AVG
				FG-FGA	PCT	3FG-3FGA	PCT	FT-FTA	PCT	OFF	DEF	TOT	AVG							
South Dakota St.	11/07/2022		22:21	0-5	.000	0-3	.000	0-0	.000	1	3	4	4.0	2	0	1	1	0	0	0.0
vs Mississippi St.	11/11/2022		22:35	2-5	.400	1-4	.250	3-5	.600	2	1	3	3.5	2	4	2	0	1	8	4.0
Morgan St.	11/15/2022		23:56	1-4	.250	0-2	.000	0-0	.000	2	2	4	3.7	1	0	1	1	0	2	3.3
vs Western Ky.	11/21/2022		14:32	1-3	.333	1-3	.333	1-2	.500	1	1	2	3.3	2	0	2	0	0	4	3.5
vs LSU	11/22/2022		17:04	1-6	.167	0-3	.000	0-0	.000	1	0	1	2.8	1	1	1	0	0	2	3.2
vs Nevada	11/23/2022		07:58	0-1	.000	0-0	.000	0-0	.000	0	2	2	2.7	0	0	0	0	0	0	2.7
at Marshall	11/30/2022		11:23	1-3	.333	0-1	.000	0-0	.000	2	0	2	2.6	1	0	0	0	0	2	2.6
Muskingum	12/04/2022		18:15	1-3	.333	0-1	.000	0-0	.000	0	2	2	2.5	3	3	3	0	3	2	2.5
<b>Totals</b>		<b>0</b>	<b>138:03</b>	<b>7-30</b>	<b>.233</b>	<b>2-17</b>	<b>.118</b>	<b>4-7</b>	<b>.571</b>	<b>9</b>	<b>11</b>	<b>20</b>	<b>2.5</b>	<b>12</b>	<b>8</b>	<b>10</b>	<b>2</b>	<b>4</b>	<b>20</b>	<b>2.5</b>

## Player Averages

Games Played	Minutes/game	Points/game	FG Pct	3FG Pct	FT Pct	Rebounds/game	Assists/game	Turnovers/game	Assist/Turnover ratio	Steals/game	Blocks/game
8	17.3	2.5	23.3	11.8	57.1	2.5	1.0	1.3	0.8	0.5	0.3

## CAREER STATS


SEASON	TEAM	GP-GS	MIN/AVG	Field Goals		3-Point		F-Throws		Rebounds				Scoring						
				FG-FGA	FG%	3FG-3FGA	3FG%	FT-FTA	FT%	OFF	DEF	TOT	AVG	PF-FO	A	TO	BLK	STL	PTS	AVG
2020-21	UA	22-0	140/6.4	16-56	.286	4-17	.235	16-22	.727	5	13	18	0.8	11-0	12	4	1	6	52	2.4
2021-22	UA	34-1	489/14.4	35-100	.350	21-62	.339	22-33	.667	19	65	84	2.5	41-0	36	34	1	18	113	3.3
2022-23	UA	8-0	138/17.3	7-30	.233	2-17	.118	4-7	.571	9	11	20	2.5	12-0	8	10	2	4	20	2.5
<b>TOTAL</b>		<b>64-1</b>	<b>768/12.0</b>	<b>58-186</b>	<b>.312</b>	<b>27-96</b>	<b>.281</b>	<b>42-62</b>	<b>.677</b>	<b>33</b>	<b>89</b>	<b>122</b>	<b>1.9</b>	<b>64-0</b>	<b>56</b>	<b>48</b>	<b>4</b>	<b>28</b>	<b>185</b>	<b>2.9</b>

## Single Game Highs

Statistic	Value
Points	12 vs Wheeling 11/18/21
Rebounds	8 at Wright St. 12/15/21
Assists	4 vs Ball St. 01/11/22, vs Mississippi St. 11/11/22
Steals	3 vs Wheeling 11/18/21, vs Muskingum 12/04/22
Blocks	1 4 times
FG Made	5 vs Wheeling 11/18/21
FG Attempts	9 vs Point Park 11/13/21
3FG Made	3 vs Kent St. 03/12/22
3FG Attempts	5 vs Kent St. 03/12/22
FT Made	4 at Buffalo 03/02/21
FT Attempts	5 vs Mississippi St. 11/11/22



# 2 • GREG TRIBBLE • JR • G • CINCINNATI, OHIO



## SEASON STATS

Opponent	Date	GS	MIN	Total		3-Pointers		Free throws		Rebounds				PF	A	TO	BLK	STL	PTS	AVG
				FG-FGA	PCT	3FG-3FGA	PCT	FT-FTA	PCT	OFF	DEF	TOT	AVG							
South Dakota St.	11/07/2022	*	33:47	2-11	.182	0-2	.000	1-2	.500	1	4	5	5.0	4	1	1	1	1	5	5.0
vs Mississippi St.	11/11/2022	*	32:16	2-7	.286	0-2	.000	1-2	.500	0	2	2	3.5	3	3	0	0	0	5	5.0
Morgan St.	11/15/2022	*	28:58	2-7	.286	0-1	.000	1-2	.500	1	0	1	2.7	2	4	2	1	1	5	5.0
vs Western Ky.	11/21/2022	*	25:04	4-9	.444	1-2	.500	0-0	.000	3	8	11	4.8	3	2	1	0	1	9	6.0
vs LSU	11/22/2022	*	29:44	0-3	.000	0-0	.000	3-4	.750	1	3	4	4.6	5	0	3	0	0	3	5.4
vs Nevada	11/23/2022	*	26:33	3-4	.750	0-1	.000	1-1	1.000	1	1	2	4.2	3	1	4	0	1	7	5.7
at Marshall	11/30/2022	*	19:24	2-4	.500	0-0	.000	1-2	.500	1	1	2	3.9	3	0	0	0	0	5	5.6
Muskingum	12/04/2022	*	16:48	1-3	.333	0-0	.000	0-2	.000	0	0	0	3.4	2	3	1	0	2	2	5.1
Jackson St.	12/11/2022	*	28:18	6-10	.600	0-1	.000	0-0	.000	1	3	4	3.4	2	5	1	0	2	12	5.9
Wright St.	12/14/2022	*	29:37	3-7	.429	0-0	.000	0-0	.000	2	1	3	3.4	1	0	0	0	1	6	5.9
Maine	12/19/2022	*	23:50	2-4	.500	0-0	.000	2-2	1.000	0	1	1	3.2	2	2	2	0	2	6	5.9
at Bradley	12/22/2022	*	26:07	1-4	.250	0-0	.000	0-0	.000	0	3	3	3.2	2	1	1	0	0	2	5.6
Concord	12/30/2022	*	29:39	1-5	.200	0-0	.000	5-7	.714	1	1	2	3.1	0	3	0	0	0	7	5.7
<b>Totals</b>			<b>13 350:05</b>	<b>29-78</b>	<b>.372</b>	<b>1-9</b>	<b>.111</b>	<b>15-24</b>	<b>.625</b>	<b>12</b>	<b>28</b>	<b>40</b>	<b>3.1</b>	<b>32</b>	<b>25</b>	<b>16</b>	<b>2</b>	<b>11</b>	<b>74</b>	<b>5.7</b>

### Player Averages

Games Played	Minutes/game	Points/game	FG Pct	3FG Pct	FT Pct	Rebounds/game	Assists/game	Turnovers/game	Assist/Turnover ratio	Steals/game	Blocks/game
13	26.9	5.7	37.2	11.1	62.5	3.1	1.9	1.2	1.6	0.8	0.2

## CAREER STATS

SEASON	TEAM	GP-GS	MIN/AVG	FG-FGA	FG%	3FG-3FGA	3FG%	FT-FTA	FT%	OFF	DEF	TOT	AVG	PF-FO	A	TO	BLK	STL	PTS	AVG
2019-20	UA	31-0	507/16.4	34-74	.459	3-11	.273	23-47	.489	7	47	54	1.7	58-0	34	33	3	8	94	3.0
2020-21	UA	21-6	388/18.5	32-78	.410	1-16	.063	24-38	.632	14	26	40	1.9	32-2	26	22	2	9	89	4.2
2021-22	UA	33-26	850/25.7	79-177	.446	6-27	.222	75-107	.701	13	78	91	2.8	72-1	71	42	6	36	239	7.2
2022-23	UA	13-13	350/26.9	29-78	.372	1-9	.111	15-24	.625	12	28	40	3.1	32-1	25	16	2	11	74	5.7
<b>TOTAL</b>		<b>98-45</b>	<b>2095/21.4</b>	<b>174-407</b>	<b>.428</b>	<b>11-63</b>	<b>.175</b>	<b>137-216</b>	<b>.634</b>	<b>46</b>	<b>179</b>	<b>225</b>	<b>2.3</b>	<b>194-4</b>	<b>156</b>	<b>113</b>	<b>13</b>	<b>64</b>	<b>496</b>	<b>5.1</b>

### Single Game Highs

Statistic	Value	
Points	19	vs Southern U. 12/04/21
Rebounds	11	vs Western Ky. 11/21/22
Assists	5	vs Kent St. 03/12/22, vs Jackson St. 12/11/22
Steals	4	vs Wheeling 11/18/21
Blocks	1	13 times
FG Made	6	at Ohio 02/25/22, vs Jackson St. 12/11/22
FG Attempts	11	vs South Dakota St. 11/07/22
3FG Made	1	11 times
3FG Attempts	4	vs Ball St. 01/30/21
FT Made	11	vs Southern U. 12/04/21
FT Attempts	13	vs Southern U. 12/04/21



# 3 • KOBE MITCHELL • SO • G • CADIZ, OHIO



## SEASON STATS

Opponent	Date	GS	MIN	Total		3-Pointers		Free throws		Rebounds				PF	A	TO	BLK	STL	PTS	AVG
				FG-FGA	PCT	3FG-3FGA	PCT	FT-FTA	PCT	OFF	DEF	TOT	AVG							
vs Mississippi St.	11/11/2022		01:57	1-1	1.000	0-0	.000	0-0	.000	0	0	0	0.0	0	0	0	0	1	2	2.0
vs Nevada	11/23/2022		03:49	0-1	.000	0-1	.000	0-0	.000	0	0	0	0.0	0	0	0	0	1	0	1.0
at Marshall	11/30/2022		06:08	0-0	.000	0-0	.000	0-0	.000	0	1	1	0.3	1	0	1	0	0	0	0.7
Muskingum	12/04/2022		18:15	2-3	.667	2-3	.667	0-0	.000	1	1	2	0.8	1	1	2	1	3	6	2.0
Jackson St.	12/11/2022		17:59	2-5	.400	2-5	.400	0-0	.000	0	2	2	1.0	1	0	0	0	1	6	2.8
Wright St.	12/14/2022		18:05	0-4	.000	0-4	.000	0-0	.000	0	0	0	0.8	1	0	0	0	0	0	2.3
Maine	12/19/2022		16:48	2-4	.500	1-3	.333	0-0	.000	1	2	3	1.1	3	0	1	0	0	5	2.7
at Bradley	12/22/2022		08:58	0-0	.000	0-0	.000	2-2	1.000	0	0	0	1.0	3	0	0	0	0	2	2.6
Concord	12/30/2022		14:15	0-2	.000	0-2	.000	0-0	.000	0	1	1	1.0	1	1	0	0	0	0	2.3
<b>Totals</b>		<b>0</b>	<b>106:14</b>	<b>7-20</b>	<b>.350</b>	<b>5-18</b>	<b>.278</b>	<b>2-2</b>	<b>1.000</b>	<b>2</b>	<b>7</b>	<b>9</b>	<b>1.0</b>	<b>11</b>	<b>2</b>	<b>4</b>	<b>1</b>	<b>6</b>	<b>21</b>	<b>2.3</b>

### Player Averages

Games Played	Minutes/game	Points/game	FG Pct	3FG Pct	FT Pct	Rebounds/game	Assists/game	Turnovers/game	Assist/Turnover ratio	Steals/game	Blocks/game
9	11.8	2.3	35.0	27.8	100.0	1.0	0.2	0.4	0.5	0.7	0.1

## CAREER STATS

### MITCHELL, Kobe

				Field Goals		3-Point		F-Throws		Rebounds				Scoring							
SEASON	TEAM	GP-GS	MIN/AVG	FG-FGA	FG%	3FG-3FGA	3FG%	FT-FTA	FT%	OFF	DEF	TOT	AVG	PF	FO	A	TO	BLK	STL	PTS	AVG
2022-23	UA	9-0	106/11.8	7-20	.350	5-18	.278	2-2	1.000	2	7	9	1.0	11-0	2	4	1	6	21	2.3	
<b>TOTAL</b>		<b>9-0</b>	<b>106/11.8</b>	<b>7-20</b>	<b>.350</b>	<b>5-18</b>	<b>.278</b>	<b>2-2</b>	<b>1.000</b>	<b>2</b>	<b>7</b>	<b>9</b>	<b>1.0</b>	<b>11-0</b>	<b>2</b>	<b>4</b>	<b>1</b>	<b>6</b>	<b>21</b>	<b>2.3</b>	

### Single Game Highs

Statistic	Value	
Points	6	vs Muskingum 12/04/22, vs Jackson St. 12/11/22
Rebounds	3	vs Maine 12/19/22
Assists	1	vs Muskingum 12/04/22, vs Concord 12/30/22
Steals	3	vs Muskingum 12/04/22
Blocks	1	vs Muskingum 12/04/22
FG Made	2	vs Muskingum 12/04/22, vs Jackson St. 12/11/22, vs Maine 12/19/22
FG Attempts	5	vs Jackson St. 12/11/22
3FG Made	2	vs Muskingum 12/04/22, vs Jackson St. 12/11/22



# 4 • TRENDON HANKERSON • GR • G • NOVI, MICH.



## SEASON STATS

Opponent	Date	GS	MIN	Total		3-Pointers		Free throws		Rebounds				PF	A	TO	BLK	STL	PTS	AVG
				FG-FGA	PCT	3FG-3FGA	PCT	FT-FTA	PCT	OFF	DEF	TOT	AVG							
South Dakota St.	11/07/2022	*	42:04	4-9	.444	2-6	.333	1-1	1.000	0	1	1	1.0	2	1	1	0	1	11	11.0
vs Mississippi St.	11/11/2022	*	27:16	1-7	.143	1-4	.250	2-2	1.000	1	3	4	2.5	3	0	2	1	1	5	8.0
Morgan St.	11/15/2022	*	32:09	2-12	.167	2-9	.222	0-2	.000	0	6	6	3.7	2	2	1	2	2	6	7.3
vs Western Ky.	11/21/2022	*	35:36	3-5	.600	2-4	.500	1-2	.500	0	4	4	3.8	0	1	2	0	1	9	7.8
vs LSU	11/22/2022	*	22:11	0-2	.000	0-1	.000	2-2	1.000	1	1	2	3.4	4	1	1	0	0	2	6.6
vs Nevada	11/23/2022	*	37:04	3-7	.429	2-5	.400	0-0	.000	0	7	7	4.0	3	0	2	0	0	8	6.8
at Marshall	11/30/2022	*	33:57	5-11	.455	1-6	.167	0-0	.000	1	3	4	4.0	0	2	3	0	2	11	7.4
Muskingum	12/04/2022	*	23:01	4-7	.571	2-5	.400	0-0	.000	0	4	4	4.0	1	2	0	0	1	10	7.8
Jackson St.	12/11/2022	*	38:05	5-9	.556	5-7	.714	2-2	1.000	0	1	1	3.7	1	2	1	1	0	17	8.8
Wright St.	12/14/2022	*	34:53	2-9	.222	1-7	.143	1-2	.500	0	5	5	3.8	3	4	0	0	2	6	8.5
Maine	12/19/2022	*	26:12	3-5	.600	2-3	.667	4-5	.800	1	3	4	3.8	1	2	1	0	1	12	8.8
at Bradley	12/22/2022	*	31:08	3-5	.600	3-3	1.000	0-0	.000	1	8	9	4.3	3	1	2	0	0	9	8.8
Concord	12/30/2022	*	31:41	6-12	.500	6-10	.600	0-0	.000	1	7	8	4.5	1	6	1	0	1	18	9.5
<b>Totals</b>			<b>13 415:17</b>	<b>41-100</b>	<b>.410</b>	<b>29-70</b>	<b>.414</b>	<b>13-18</b>	<b>.722</b>	<b>6</b>	<b>53</b>	<b>59</b>	<b>4.5</b>	<b>24</b>	<b>24</b>	<b>17</b>	<b>4</b>	<b>12</b>	<b>124</b>	<b>9.5</b>

### Player Averages

Games Played	Minutes/game	Points/game	FG Pct	3FG Pct	FT Pct	Rebounds/game	Assists/game	Turnovers/game	Assist/Turnover ratio	Steals/game	Blocks/game
13	31.9	9.5	41.0	41.4	72.2	4.5	1.8	1.3	1.4	0.9	0.3

## CAREER STATS

SEASON	TEAM	GP-GS	MIN/AVG	Field Goals		3-Point		F-Throws		Rebounds				Scoring						
				FG-FGA	FG%	3FG-3FGA	3FG%	FT-FTA	FT%	OFF	DEF	TOT	AVG	PF-FO	A	TO	BLK	STL	PTS	AVG
2018-19	NIU	21-2	395/18.8	17-54	.315	8-32	.250	3-4	.750	5	42	47	2.2	55-2	19	22	9	12	45	2.1
2019-20	NIU	31-31	978/31.5	84-180	.467	41-89	.461	25-30	.833	12	80	92	3.0	66-0	61	46	10	29	234	7.5
2020-21	NIU	19-19	646/34.0	99-250	.396	48-130	.369	18-26	.692	9	74	83	4.4	54-2	41	53	7	22	264	13.9
2021-22	NIU	30-30	1011/33.7	118-315	.375	62-177	.350	45-60	.750	9	103	112	3.7	80-3	68	55	11	54	343	11.4
2022-23	UA	13-13	415/31.9	41-100	.410	29-70	.414	13-18	.722	6	53	59	4.5	24-0	24	17	4	12	124	9.5
<b>TOTAL FOR UA</b>	<b>13-13</b>	<b>415/31.9</b>	<b>41-100</b>	<b>.410</b>	<b>29-70</b>	<b>.414</b>	<b>13-18</b>	<b>.722</b>	<b>6</b>	<b>53</b>	<b>59</b>	<b>4.5</b>	<b>24-0</b>	<b>24</b>	<b>17</b>	<b>4</b>	<b>12</b>	<b>124</b>	<b>9.5</b>	
<b>TOTAL</b>	<b>114-95</b>	<b>3446/30.2</b>	<b>359-899</b>	<b>.399</b>	<b>188-498</b>	<b>.378</b>	<b>104-138</b>	<b>.754</b>	<b>41</b>	<b>352</b>	<b>393</b>	<b>3.4</b>	<b>279-7</b>	<b>213</b>	<b>193</b>	<b>41</b>	<b>129</b>	<b>1010</b>	<b>8.9</b>	

### Single Game Highs

Statistic	Value	
Points	28	at Washington 11/09/21
Rebounds	9	at Bradley 12/22/22
Assists	6	vs Eastern Mich. 01/11/20, vs Concord 12/30/22
Steals	4	4 times
Blocks	3	at Marquette 11/27/21
FG Made	9	at Central Mich. 03/05/21, at Washington 11/09/21
FG Attempts	20	vs Ball St. 12/08/20, at Toledo 12/22/20
3FG Made	6	at Washington 11/09/21, vs Concord 12/30/22
3FG Attempts	11	vs Ball St. 12/08/20, at Washington 11/09/21, at Bowling Green 02/05/22
FT Made	7	vs Ball St. 01/27/22
FT Attempts	8	vs Ball St. 01/27/22



# 5 • TAVARI JOHNSON • FR • G • LAGRANGE PARK, ILL.



## SEASON STATS

Opponent	Date	GS	MIN	Total		3-Pointers		Free throws		Rebounds				PF	A	TO	BLK	STL	PTS	AVG
				FG-FGA	PCT	3FG-3FGA	PCT	FT-FTA	PCT	OFF	DEF	TOT	AVG							
vs Mississippi St.	11/11/2022		05:43	0-0	.000	0-0	.000	0-0	.000	0	0	0	0.0	0	0	0	0	0	0	0.0
Morgan St.	11/15/2022		03:29	1-1	1.000	0-0	.000	0-0	.000	0	0	0	0.0	0	0	0	0	0	2	1.0
vs Western Ky.	11/21/2022		02:56	0-0	.000	0-0	.000	0-0	.000	0	1	1	0.3	1	0	2	0	0	0	0.7
vs LSU	11/22/2022		10:52	1-3	.333	1-1	1.000	2-2	1.000	0	0	0	0.3	3	0	2	0	2	5	1.8
vs Nevada	11/23/2022		26:26	9-10	.900	3-3	1.000	0-0	.000	0	3	3	0.8	3	4	3	0	2	21	5.6
at Marshall	11/30/2022		27:19	7-13	.538	2-5	.400	0-0	.000	2	2	4	1.3	1	4	1	0	1	16	7.3
Muskingum	12/04/2022	*	21:09	3-7	.429	3-6	.500	0-0	.000	0	5	5	1.9	0	6	0	0	1	9	7.6
Jackson St.	12/11/2022	*	24:08	2-5	.400	2-5	.400	0-0	.000	0	1	1	1.8	4	2	5	0	1	6	7.4
Wright St.	12/14/2022	*	27:33	6-14	.429	0-3	.000	2-4	.500	1	1	2	1.8	2	1	1	1	4	14	8.1
Maine	12/19/2022	*	28:51	2-6	.333	1-3	.333	0-0	.000	1	6	7	2.3	0	3	4	0	1	5	7.8
at Bradley	12/22/2022	*	26:46	1-7	.143	0-3	.000	0-0	.000	1	4	5	2.5	0	1	2	1	1	2	7.3
Concord	12/30/2022	*	20:48	2-6	.333	1-3	.333	1-2	.500	0	2	2	2.5	2	5	4	0	1	6	7.2
<b>Totals</b>		<b>6</b>	<b>226:01</b>	<b>34-72</b>	<b>.472</b>	<b>13-32</b>	<b>.406</b>	<b>5-8</b>	<b>.625</b>	<b>5</b>	<b>25</b>	<b>30</b>	<b>2.5</b>	<b>16</b>	<b>26</b>	<b>24</b>	<b>2</b>	<b>14</b>	<b>86</b>	<b>7.2</b>

### Player Averages

Games Played	Minutes/game	Points/game	FG Pct	3FG Pct	FT Pct	Rebounds/game	Assists/game	Turnovers/game	Assist/Turnover ratio	Steals/game	Blocks/game
12	18.8	7.2	47.2	40.6	62.5	2.5	2.2	2.0	1.1	1.2	0.2

## CAREER STATS

SEASON	TEAM	GP-GS	MIN/AVG	Field Goals		3-Point		F-Throws		Rebounds				Scoring						
				FG-FGA	FG%	3FG-3FGA	3FG%	FT-FTA	FT%	OFF	DEF	TOT	AVG	PF-FO	A	TO	BLK	STL	PTS	AVG
2022-23	UA	12-6	226/18.8	34-72	.472	13-32	.406	5-8	.625	5	25	30	2.5	16-0	26	24	2	14	86	7.2
<b>TOTAL</b>		<b>12-6</b>	<b>226/18.8</b>	<b>34-72</b>	<b>.472</b>	<b>13-32</b>	<b>.406</b>	<b>5-8</b>	<b>.625</b>	<b>5</b>	<b>25</b>	<b>30</b>	<b>2.5</b>	<b>16-0</b>	<b>26</b>	<b>24</b>	<b>2</b>	<b>14</b>	<b>86</b>	<b>7.2</b>

### Single Game Highs

Statistic	Value	
Points	21	vs Nevada 11/23/22
Rebounds	7	vs Maine 12/19/22
Assists	6	vs Muskingum 12/04/22
Steals	4	vs Wright St. 12/14/22
Blocks	1	vs Wright St. 12/14/22, at Bradley 12/22/22
FG Made	9	vs Nevada 11/23/22
FG Attempts	14	vs Wright St. 12/14/22
3FG Made	3	vs Muskingum 12/04/22, vs Nevada 11/23/22
3FG Attempts	6	vs Muskingum 12/04/22
FT Made	2	vs Wright St. 12/14/22, vs LSU 11/22/22



# 11 • SAMMY HUNTER • JR • F • NASSAU, BAHAMAS



## SEASON STATS

Opponent	Date	GS	MIN	Total		3-Pointers		Free throws		Rebounds				PF	A	TO	BLK	STL	PTS	AVG
				FG-FGA	PCT	3FG-3FGA	PCT	FT-FTA	PCT	OFF	DEF	TOT	AVG							
South Dakota St.	11/07/2022	*	22:16	2-10	.200	0-6	.000	0-0	.000	1	3	4	4.0	1	0	1	0	0	4	4.0
vs Mississippi St.	11/11/2022	*	23:40	2-8	.250	1-5	.200	0-1	.000	0	3	3	3.5	1	0	0	0	0	5	4.5
Morgan St.	11/15/2022	*	15:30	2-6	.333	0-3	.000	0-1	.000	1	1	2	3.0	0	2	1	0	0	4	4.3
vs Western Ky.	11/21/2022	*	18:39	3-8	.375	1-5	.200	0-0	.000	0	1	1	2.5	2	0	0	0	0	7	5.0
vs LSU	11/22/2022	*	27:09	4-14	.286	3-11	.273	2-2	1.000	1	0	1	2.2	0	0	0	0	1	13	6.6
vs Nevada	11/23/2022	*	11:45	0-4	.000	0-2	.000	0-0	.000	0	0	0	1.8	1	0	0	0	0	0	5.5
at Marshall	11/30/2022		17:52	4-10	.400	1-3	.333	0-1	.000	1	5	6	2.4	1	1	0	0	0	9	6.0
Muskingum	12/04/2022		18:50	4-8	.500	1-3	.333	0-0	.000	2	2	4	2.6	1	1	0	0	0	9	6.4
Jackson St.	12/11/2022		15:54	1-5	.200	0-4	.000	2-2	1.000	2	1	3	2.7	2	2	0	0	0	4	6.1
Wright St.	12/14/2022		16:35	5-8	.625	3-6	.500	0-0	.000	0	4	4	2.8	2	0	1	1	0	13	6.8
Maine	12/19/2022		20:16	0-4	.000	0-3	.000	0-0	.000	0	2	2	2.7	1	2	1	0	0	0	6.2
at Bradley	12/22/2022		18:19	2-9	.222	2-6	.333	2-2	1.000	1	1	2	2.7	0	0	0	0	0	8	6.3
Concord	12/30/2022		18:08	2-5	.400	0-3	.000	0-0	.000	3	3	6	2.9	4	0	0	0	0	4	6.2
<b>Totals</b>		<b>6</b>	<b>244:53</b>	<b>31-99</b>	<b>.313</b>	<b>12-60</b>	<b>.200</b>	<b>6-9</b>	<b>.667</b>	<b>12</b>	<b>26</b>	<b>38</b>	<b>2.9</b>	<b>16</b>	<b>8</b>	<b>4</b>	<b>1</b>	<b>1</b>	<b>80</b>	<b>6.2</b>

### Player Averages

Games Played	Minutes/game	Points/game	FG Pct	3FG Pct	FT Pct	Rebounds/game	Assists/game	Turnovers/game	Assist/Turnover ratio	Steals/game	Blocks/game
13	18.8	6.2	31.3	20.0	66.7	2.9	0.6	0.3	2.0	0.1	0.1

## CAREER STATS

SEASON	TEAM	GP-GS	MIN/AVG	Field Goals		3-Point		F-Throws		Rebounds				Scoring						
				FG-FGA	FG%	3FG-3FGA	3FG%	FT-FTA	FT%	OFF	DEF	TOT	AVG	PF-FO	A	TO	BLK	STL	PTS	AVG
2019-20	OM	27-1	309/11.4	29-71	.408	1-8	.125	19-27	.704	14	23	37	1.4	47-0	11	15	4	6	78	2.9
2020-21	OM	25-0	198/7.9	20-42	.476	6-18	.333	10-16	.625	14	21	35	1.4	27-0	9	12	5	3	56	2.2
2021-22	OM	29-0	302/10.4	34-76	.447	5-25	.200	10-17	.588	19	15	34	1.2	43-0	4	12	5	6	83	2.9
2022-23	UA	13-6	245/18.8	31-99	.313	12-60	.200	6-9	.667	12	26	38	2.9	16-0	8	4	1	1	80	6.2
<b>TOTAL FOR UA</b>		<b>13-6</b>	<b>245/18.8</b>	<b>31-99</b>	<b>.313</b>	<b>12-60</b>	<b>.200</b>	<b>6-9</b>	<b>.667</b>	<b>12</b>	<b>26</b>	<b>38</b>	<b>2.9</b>	<b>16-0</b>	<b>8</b>	<b>4</b>	<b>1</b>	<b>1</b>	<b>80</b>	<b>6.2</b>
<b>TOTAL</b>		<b>94-7</b>	<b>1054/11.2</b>	<b>114-288</b>	<b>.396</b>	<b>24-111</b>	<b>.216</b>	<b>45-69</b>	<b>.652</b>	<b>59</b>	<b>85</b>	<b>144</b>	<b>1.5</b>	<b>133-0</b>	<b>32</b>	<b>43</b>	<b>15</b>	<b>16</b>	<b>297</b>	<b>3.2</b>

### Single Game Highs

Statistic	Value	
Points	13	vs Wright St. 12/14/22, vs LSU 11/22/22
Rebounds	7	vs Louisiana Tech 03/19/21
Assists	2	9 times
Steals	3	vs Missouri 03/04/20
Blocks	3	vs Vanderbilt 02/29/20
FG Made	5	vs Wright St. 12/14/22
FG Attempts	14	vs LSU 11/22/22
3FG Made	3	vs Kentucky 03/02/21, vs Wright St. 12/14/22, vs LSU 11/22/22
3FG Attempts	11	vs LSU 11/22/22
FT Made	4	vs Seattle U 11/19/19
FT Attempts	4	8 times





12 • PAT MAYFIELD • FR • G • ELGIN, ILL.



### SEASON STATS

Opponent	Date	GS	MIN	Total		3-Pointers		Free throws		Rebounds				PF	A	TO	BLK	STL	PTS	AVG
				FG-FGA	PCT	3FG-3FGA	PCT	FT-FTA	PCT	OFF	DEF	TOT	AVG							
Muskingum	12/04/2022		05:04	0-1	.000	0-1	.000	0-0	.000	0	0	0	0.0	0	0	0	0	0	0	0.0
Maine	12/19/2022		01:13	1-1	1.000	0-0	.000	0-0	.000	0	1	1	0.5	0	0	0	0	0	2	1.0
at Bradley	12/22/2022		00:39	0-0	.000	0-0	.000	0-0	.000	0	0	0	0.3	0	0	0	0	1	0	0.7
Concord	12/30/2022		02:59	1-2	.500	0-1	.000	0-0	.000	0	3	3	1.0	0	0	0	0	0	2	1.0
<b>Totals</b>		<b>0</b>	<b>09:55</b>	<b>2-4</b>	<b>.500</b>	<b>0-2</b>	<b>.000</b>	<b>0-0</b>	<b>.000</b>	<b>0</b>	<b>4</b>	<b>4</b>	<b>1.0</b>	<b>0</b>	<b>0</b>	<b>0</b>	<b>0</b>	<b>1</b>	<b>4</b>	<b>1.0</b>

### Player Averages

Games Played	Minutes/game	Points/game	FG Pct	3FG Pct	FT Pct	Rebounds/game	Assists/game	Turnovers/game	Assist/Turnover ratio	Steals/game	Blocks/game
4	2.5	1.0	50.0	0.0	0.0	1.0	0.0	0.0	0.0	0.3	0.0

### CAREER STATS

SEASON	TEAM	GP-GS	MIN/AVG	Field Goals		3-Point		F-Throws		Rebounds				Scoring						
				FG-FGA	FG%	3FG-3FGA	3FG%	FT-FTA	FT%	OFF	DEF	TOT	AVG	PF-FO	A	TO	BLK	STL	PTS	AVG
2022-23	UA	4-0	10/2.5	2-4	.500	0-2	.000	0-0	.000	0	4	4	1.0	0-0	0	0	0	1	4	1.0
<b>TOTAL</b>		<b>4-0</b>	<b>10/2.5</b>	<b>2-4</b>	<b>.500</b>	<b>0-2</b>	<b>.000</b>	<b>0-0</b>	<b>.000</b>	<b>0</b>	<b>4</b>	<b>4</b>	<b>1.0</b>	<b>0-0</b>	<b>0</b>	<b>0</b>	<b>0</b>	<b>1</b>	<b>4</b>	<b>1.0</b>

### Single Game Highs

Statistic	Value	
Points	2	vs Maine 12/19/22, vs Concord 12/30/22
Rebounds	3	vs Concord 12/30/22
Steals	1	at Bradley 12/22/22
FG Made	1	vs Maine 12/19/22, vs Concord 12/30/22
FG Attempts	2	vs Concord 12/30/22
3FG Attempts	1	vs Muskingum 12/04/22, vs Concord 12/30/22



# 13 • XAVIER CASTANEDA • JR • G • CHICAGO, ILL.



## SEASON STATS

Opponent	Date	GS	MIN	Total		3-Pointers		Free throws		Rebounds				PF	A	TO	BLK	STL	PTS	AVG
				FG-FGA	PCT	3FG-3FGA	PCT	FT-FTA	PCT	OFF	DEF	TOT	AVG							
South Dakota St.	11/07/2022	*	41:22	9-14	.643	8-12	.667	5-5	1.000	0	1	1	1.0	0	7	2	0	2	31	31.0
vs Mississippi St.	11/11/2022	*	35:18	5-14	.357	3-10	.300	7-10	.700	1	3	4	2.5	2	6	2	0	3	20	25.5
Morgan St.	11/15/2022	*	35:42	2-10	.200	2-8	.250	10-13	.769	0	6	6	3.7	2	2	2	0	2	16	22.3
vs Western Ky.	11/21/2022	*	36:39	6-12	.500	1-4	.250	3-3	1.000	0	4	4	3.8	3	3	2	0	0	16	20.8
vs LSU	11/22/2022	*	36:06	6-16	.375	4-9	.444	12-16	.750	1	5	6	4.2	0	4	3	0	1	28	22.2
vs Nevada	11/23/2022	*	31:01	2-10	.200	2-9	.222	5-7	.714	0	3	3	4.0	2	1	1	0	0	11	20.3
at Marshall	11/30/2022	*	29:41	1-13	.077	1-9	.111	1-4	.250	1	4	5	4.1	2	3	1	0	0	4	18.0
Muskingum	12/04/2022	*	20:56	6-11	.545	5-8	.625	0-0	.000	0	5	5	4.3	0	0	1	1	0	17	17.9
Jackson St.	12/11/2022	*	30:20	5-8	.625	2-4	.500	11-13	.846	1	3	4	4.2	0	2	1	0	1	23	18.4
Wright St.	12/14/2022	*	34:12	5-10	.500	2-6	.333	7-8	.875	0	6	6	4.4	1	3	3	0	2	19	18.5
Maine	12/19/2022	*	28:37	11-15	.733	7-8	.875	4-4	1.000	1	3	4	4.4	0	3	3	0	2	33	19.8
at Bradley	12/22/2022	*	31:02	3-16	.188	3-8	.375	10-11	.909	2	4	6	4.5	0	2	3	0	0	19	19.8
Concord	12/30/2022	*	31:46	3-12	.250	3-9	.333	8-9	.889	1	4	5	4.5	0	3	0	0	1	17	19.5
<b>Totals</b>			<b>13</b>	<b>422:42</b>	<b>.398</b>	<b>64-161</b>	<b>.413</b>	<b>83-103</b>	<b>.806</b>	<b>8</b>	<b>51</b>	<b>59</b>	<b>4.5</b>	<b>12</b>	<b>39</b>	<b>24</b>	<b>1</b>	<b>14</b>	<b>254</b>	<b>19.5</b>

### Player Averages

Games Played	Minutes/game	Points/game	FG Pct	3FG Pct	FT Pct	Rebounds/game	Assists/game	Turnovers/game	Assist/Turnover ratio	Steals/game	Blocks/game
13	32.5	19.5	39.8	41.3	80.6	4.5	3.0	1.8	1.6	1.1	0.1

## CAREER STATS

SEASON	TEAM	GP-GS	MIN/AVG	Field Goals		3-Point		F-Throws		Rebounds				Scoring						
				FG-FGA	FG%	3FG-3FGA	3FG%	FT-FTA	FT%	OFF	DEF	TOT	AVG	PF-FO	A	TO	BLK	STL	PTS	AVG
2018-19	USF	38-3	710/18.7	47-141	.333	17-53	.321	53-76	.697	18	42	60	1.6	57-0	65	59	1	19	164	4.3
2019-20	USF	31-15	792/25.5	52-157	.331	25-80	.313	31-46	.674	6	64	70	2.3	53-0	54	53	2	31	160	5.2
2020-21	USF	20-5	475/23.8	54-150	.360	24-62	.387	37-42	.881	4	42	46	2.3	30-0	52	34	2	9	169	8.5
2021-22	UA	34-34	1089/32.0	140-344	.407	75-201	.373	107-130	.823	23	101	124	3.6	59-2	78	50	3	31	462	13.6
2022-23	UA	13-13	423/32.5	64-161	.398	43-104	.413	83-103	.806	8	51	59	4.5	12-0	39	24	1	14	254	19.5
<b>TOTAL FOR UA</b>		<b>47-47</b>	<b>1512/32.2</b>	<b>204-505</b>	<b>.404</b>	<b>118-305</b>	<b>.387</b>	<b>190-233</b>	<b>.815</b>	<b>31</b>	<b>152</b>	<b>183</b>	<b>3.9</b>	<b>71-2</b>	<b>117</b>	<b>74</b>	<b>4</b>	<b>45</b>	<b>716</b>	<b>15.2</b>
<b>TOTAL</b>		<b>136-70</b>	<b>3489/25.7</b>	<b>357-953</b>	<b>.375</b>	<b>184-500</b>	<b>.368</b>	<b>311-397</b>	<b>.783</b>	<b>59</b>	<b>300</b>	<b>359</b>	<b>2.6</b>	<b>211-2</b>	<b>288</b>	<b>220</b>	<b>9</b>	<b>104</b>	<b>1209</b>	<b>8.9</b>

### Single Game Highs

Statistic	Value	
Points	33	vs Maine 12/19/22
Rebounds	7	at Houston 02/28/21, at Eastern Mich. 02/19/22, vs Central Mich. 03/04/22
Assists	7	vs South Dakota St. 11/07/22
Steals	5	vs Kent St. 03/12/22
Blocks	1	9 times
FG Made	11	vs Maine 12/19/22
FG Attempts	17	vs UCLA 03/17/22
3FG Made	8	vs South Dakota St. 11/07/22
3FG Attempts	12	vs South Dakota St. 11/07/22
FT Made	12	vs LSU 11/22/22
FT Attempts	16	vs LSU 11/22/22



# 20 • EVAN WILSON • FR • G • NOBLESVILLE, IND.



## SEASON STATS

Opponent	Date	GS	MIN	Total		3-Pointers		Free throws		Rebounds				Other						
				FG-FGA	PCT	3FG-3FGA	PCT	FT-FTA	PCT	OFF	DEF	TOT	AVG	PF	A	TO	BLK	STL	PTS	AVG
vs Mississippi St.	11/11/2022		00:41	0-0	.000	0-0	.000	0-0	.000	0	0	0	0.0	0	0	0	0	0	0	0.0
Muskingum	12/04/2022		08:01	1-5	.200	1-4	.250	0-2	.000	0	0	0	0.0	2	0	1	0	1	3	1.5
Maine	12/19/2022		03:23	0-0	.000	0-0	.000	0-0	.000	0	1	1	0.3	1	2	0	0	1	0	1.0
at Bradley	12/22/2022		00:39	0-0	.000	0-0	.000	0-0	.000	0	0	0	0.3	0	0	0	0	0	0	0.8
Concord	12/30/2022		04:09	1-1	1.000	1-1	1.000	0-0	.000	0	0	0	0.2	1	1	1	0	0	3	1.2
<b>Totals</b>		<b>0</b>	<b>16:53</b>	<b>2-6</b>	<b>.333</b>	<b>2-5</b>	<b>.400</b>	<b>0-2</b>	<b>.000</b>	<b>0</b>	<b>1</b>	<b>1</b>	<b>0.2</b>	<b>4</b>	<b>3</b>	<b>2</b>	<b>0</b>	<b>2</b>	<b>6</b>	<b>1.2</b>

## Player Averages

Games Played	Minutes/game	Points/game	FG Pct	3FG Pct	FT Pct	Rebounds/game	Assists/game	Turnovers/game	Assist/Turnover ratio	Steals/game	Blocks/game
5	3.4	1.2	33.3	40.0	0.0	0.2	0.6	0.4	1.5	0.4	0.0

## CAREER STATS

SEASON	TEAM	GP-GS	MIN/AVG	Field Goals		3-Point		F-Throws		Rebounds				Scoring						
				FG-FGA	FG%	3FG-3FGA	3FG%	FT-FTA	FT%	OFF	DEF	TOT	AVG	PF-FO	A	TO	BLK	STL	PTS	AVG
2021-22	UA	6-0	14/2.4	1-4	.250	0-3	.000	0-0	.000	0	0	0	0.0	1-0	2	0	0	1	2	0.3
2022-23	UA	5-0	17/3.4	2-6	.333	2-5	.400	0-2	.000	0	1	1	0.2	4-0	3	2	0	2	6	1.2
<b>TOTAL</b>		<b>11-0</b>	<b>31/2.8</b>	<b>3-10</b>	<b>.300</b>	<b>2-8</b>	<b>.250</b>	<b>0-2</b>	<b>.000</b>	<b>0</b>	<b>1</b>	<b>1</b>	<b>0.1</b>	<b>5-0</b>	<b>5</b>	<b>2</b>	<b>0</b>	<b>3</b>	<b>8</b>	<b>0.7</b>

## Single Game Highs

Statistic	Value
Points	3 vs Muskingum 12/04/22, vs Concord 12/30/22
Rebounds	1 vs Maine 12/19/22
Assists	2 vs Maine 12/19/22
Steals	1 vs Wheeling 11/18/21, vs Muskingum 12/04/22, vs Maine 12/19/22
FG Made	1 vs Point Park 11/13/21, vs Muskingum 12/04/22, vs Concord 12/30/22
FG Attempts	5 vs Muskingum 12/04/22
3FG Made	1 vs Muskingum 12/04/22, vs Concord 12/30/22
3FG Attempts	4 vs Muskingum 12/04/22
FT Attempts	2 vs Muskingum 12/04/22



# 22 · MIKAL DAWSON · JR · W · HUNTINGTON, W.VA.



## SEASON STATS

Opponent	Date	GS	MIN	Total		3-Pointers		Free throws		Rebounds				PF	A	TO	BLK	STL	PTS	AVG	
				FG-FGA	PCT	3FG-3FGA	PCT	FT-FTA	PCT	OFF	DEF	TOT	AVG								
at Ohio St.	11/09/2021		10:03	1-5	.200	0-3	.000	0-1	.000	1	1	2	2.0	2	0	2	0	0	2	2.0	
Point Park	11/13/2021		20:24	4-8	.500	4-8	.500	0-0	.000	1	1	2	2.0	3	2	1	0	1	12	7.0	
Wheeling	11/18/2021		20:51	2-4	.500	1-3	.333	0-2	.000	1	2	3	2.3	1	1	2	0	1	5	6.3	
vs Fordham	11/22/2021		16:59	0-1	.000	0-0	.000	0-0	.000	1	1	2	2.3	2	2	0	0	2	0	4.8	
vs App State	11/23/2021		14:13	3-7	.429	2-6	.333	0-0	.000	0	3	3	2.4	2	0	0	0	1	8	5.4	
vs Evansville	11/24/2021		24:26	1-3	.333	1-2	.500	0-0	.000	2	2	4	2.7	2	1	1	0	1	3	5.0	
Marshall	12/01/2021		28:20	0-2	.000	0-1	.000	0-0	.000	3	1	4	2.9	2	1	0	0	0	0	4.3	
Southern U.	12/04/2021		22:49	2-6	.333	2-6	.333	1-2	.500	2	3	5	3.1	4	1	2	0	2	7	4.6	
Florida A&M	12/12/2021		10:18	0-2	.000	0-2	.000	0-0	.000	0	1	1	2.9	3	0	0	0	0	0	4.1	
at Wright St.	12/15/2021		28:14	1-5	.200	1-5	.200	0-0	.000	0	1	1	2.7	2	1	0	0	1	3	4.0	
Buffalo	01/01/2022		27:32	3-6	.500	3-6	.500	0-0	.000	1	3	4	2.8	0	0	0	0	1	9	4.5	
Ohio	01/04/2022		34:35	4-11	.364	4-9	.444	2-2	1.000	0	3	3	2.8	1	2	0	0	1	14	5.3	
Ball St.	01/11/2022		21:51	4-6	.667	2-4	.500	0-1	.000	2	2	4	2.9	4	0	2	1	0	10	5.6	
at Kent St.	01/14/2022		21:27	0-2	.000	0-2	.000	0-0	.000	0	0	0	2.7	2	0	1	0	0	0	5.2	
Western Mich.	01/18/2022		22:41	3-7	.429	3-6	.500	0-0	.000	1	2	3	2.7	2	1	1	0	1	9	5.5	
at Bowling Green	01/20/2022		26:11	1-4	.250	1-4	.250	0-0	.000	1	2	3	2.8	1	0	0	0	0	3	5.3	
Eastern Mich.	01/22/2022		17:39	0-2	.000	0-2	.000	0-0	.000	0	2	2	2.7	1	0	2	0	0	0	5.0	
at Central Mich.	01/25/2022		20:11	0-1	.000	0-1	.000	0-0	.000	2	1	3	2.7	1	1	0	0	0	0	4.7	
at Toledo	01/28/2022		27:42	4-9	.444	3-8	.375	3-3	1.000	3	4	7	2.9	2	0	1	0	0	14	5.2	
Miami (OH)	02/04/2022		26:16	0-4	.000	0-4	.000	2-2	1.000	2	3	5	3.1	1	1	0	0	0	2	5.1	
at Miami (OH)	02/06/2022		17:50	0-1	.000	0-1	.000	1-2	.500	1	0	1	3.0	2	2	0	0	2	1	4.9	
at NIU	02/08/2022		23:54	2-5	.400	2-4	.500	0-0	.000	1	2	3	3.0	2	1	1	0	0	6	4.9	
Kent St.	02/11/2022		19:52	1-3	.333	1-3	.333	1-2	.500	1	2	3	3.0	1	1	1	0	1	4	4.9	
at Western Mich.	02/15/2022		21:22	1-2	.500	1-2	.500	0-0	.000	0	3	3	3.0	1	1	2	0	0	3	4.8	
NIU	02/17/2022	*	22:10	2-5	.400	1-4	.250	2-2	1.000	0	0	0	2.8	3	0	1	0	3	7	4.9	
at Eastern Mich.	02/19/2022	*	23:32	1-4	.250	1-4	.250	0-0	.000	0	3	3	2.8	1	1	0	0	2	3	4.8	
Bowling Green	02/22/2022	*	27:28	4-7	.571	4-7	.571	5-6	.833	0	4	4	2.9	3	0	0	0	2	17	5.3	
at Ohio	02/25/2022	*	37:17	5-8	.625	1-4	.250	4-4	1.000	1	4	5	3.0	2	2	2	0	2	15	5.6	
at Ball St.	03/01/2022	*	34:12	4-9	.444	3-8	.375	0-0	.000	1	3	4	3.0	2	1	0	0	4	11	5.8	
Central Mich.	03/04/2022	*	32:27	1-5	.200	1-4	.250	2-4	.500	3	5	8	3.2	1	2	1	0	1	5	5.8	
vs Buffalo	03/10/2022	*	33:38	5-9	.556	3-4	.750	1-2	.500	2	2	4	3.2	1	1	1	0	1	14	6.0	
vs Toledo	03/11/2022	*	28:19	3-6	.500	3-6	.500	0-0	.000	0	5	5	3.3	3	0	0	1	0	9	6.1	
vs Kent St.	03/12/2022	*	28:38	1-2	.500	1-1	1.000	0-0	.000	2	3	5	3.3	0	1	0	0	3	3	6.0	
vs UCLA	03/17/2022	*	31:27	1-4	.250	0-2	.000	0-0	.000	3	2	5	3.4	1	1	1	0	1	2	5.9	
<b>Totals</b>			<b>10</b>	<b>824:47</b>	<b>64-165</b>	<b>.388</b>	<b>49-136</b>	<b>.360</b>	<b>24-35</b>	<b>.686</b>	<b>38</b>	<b>76</b>	<b>114</b>	<b>3.4</b>	<b>61</b>	<b>28</b>	<b>25</b>	<b>2</b>	<b>34</b>	<b>201</b>	<b>5.9</b>

## CAREER STATS

SEASON	TEAM	GP-GS	MIN/AVG	Field Goals		3-Point		F-Throws		Rebounds				Scoring						
				FG-FGA	FG%	3FG-3FGA	3FG%	FT-FTA	FT%	OFF	DEF	TOT	AVG	PF-FO	A	TO	BLK	STL	PTS	AVG
2019-20	UA	17-0	75/4.4	2-12	.167	0-7	.000	2-4	.500	7	9	16	0.9	9-0	1	6	1	1	6	0.4
2020-21	UA	23-0	305/13.3	34-81	.420	20-62	.323	10-13	.769	19	31	50	2.2	25-0	14	9	0	10	98	4.3
2021-22	UA	34-10	825/24.3	64-165	.388	49-136	.360	24-35	.686	38	76	114	3.4	61-0	28	25	2	34	201	5.9
<b>TOTAL</b>		<b>74-10</b>	<b>1205/16.3</b>	<b>100-258</b>	<b>.388</b>	<b>69-205</b>	<b>.337</b>	<b>36-52</b>	<b>.692</b>	<b>64</b>	<b>116</b>	<b>180</b>	<b>2.4</b>	<b>95-0</b>	<b>43</b>	<b>40</b>	<b>3</b>	<b>45</b>	<b>305</b>	<b>4.1</b>

### Single Game Highs

Statistic	Value	
Points	17	vs Bowling Green 02/22/22
Rebounds	8	vs Central Mich. 03/04/22
Assists	2	9 times
Steals	4	at Ball St. 03/01/22
Blocks	1	at Bowling Green 02/25/20, vs Ball St. 01/11/22, vs Toledo 03/11/22
FG Made	5	at Western Mich. 01/23/21, at Ohio 02/25/22, vs Buffalo 03/10/22
FG Attempts	11	vs Ohio 01/04/22
3FG Made	4	vs Point Park 11/13/21, vs Ohio 01/04/22, vs Bowling Green 02/22/22
3FG Attempts	9	vs Cedarville 12/12/20, vs Ohio 01/04/22
FT Made	5	vs Bowling Green 02/22/22
FT Attempts	6	vs Bowling Green 02/22/22



# 25 • ENRIQUE FREEMAN • JR • F • CLEVELAND, OHIO



## SEASON STATS

Opponent	Date	GS	MIN	Total		3-Pointers		Free throws		Rebounds				PF	A	TO	BLK	STL	PTS	AVG	
				FG-FGA	PCT	3FG-3FGA	PCT	FT-FTA	PCT	OFF	DEF	TOT	AVG								
South Dakota St.	11/07/2022	*	34:07	10-15	.667	0-0	.000	3-4	.750	5	9	14	14.0	4	6	3	1	0	23	23.0	
vs Mississippi St.	11/11/2022	*	27:33	3-5	.600	0-0	.000	3-4	.750	1	2	3	8.5	3	0	2	0	2	9	16.0	
Morgan St.	11/15/2022	*	34:30	7-13	.538	0-0	.000	3-6	.500	7	6	13	10.0	2	2	3	3	1	17	16.3	
vs Western Ky.	11/21/2022	*	35:18	7-8	.875	0-1	.000	4-8	.500	3	8	11	10.3	2	3	2	0	0	18	16.8	
vs LSU	11/22/2022	*	33:60	1-6	.167	0-0	.000	1-4	.250	5	5	10	10.2	1	2	1	1	0	3	14.0	
vs Nevada	11/23/2022	*	35:27	4-11	.364	0-0	.000	1-3	.333	2	7	9	10.0	3	2	2	1	0	9	13.2	
at Marshall	11/30/2022	*	28:17	4-12	.333	0-0	.000	2-4	.500	4	10	14	10.6	4	2	2	0	1	10	12.7	
Muskingum	12/04/2022	*	22:46	3-3	1.000	0-0	.000	2-4	.500	1	3	4	9.8	0	2	2	1	2	8	12.1	
Jackson St.	12/11/2022	*	33:48	7-7	1.000	0-0	.000	3-4	.750	1	8	9	9.7	0	5	0	3	1	17	12.7	
Wright St.	12/14/2022	*	24:04	4-9	.444	0-0	.000	0-0	.000	5	10	15	10.2	4	2	3	0	0	8	12.2	
Maine	12/19/2022	*	24:17	7-12	.583	0-0	.000	0-0	.000	2	6	8	10.0	0	2	3	1	0	14	12.4	
at Bradley	12/22/2022	*	31:02	5-12	.417	0-0	.000	1-3	.333	5	5	10	10.0	1	0	4	0	2	11	12.3	
Concord	12/30/2022	*	24:11	7-8	.875	0-0	.000	4-10	.400	3	7	10	10.0	3	2	2	2	0	18	12.7	
<b>Totals</b>			<b>13</b>	<b>389:20</b>	<b>69-121</b>	<b>.570</b>	<b>0-1</b>	<b>.000</b>	<b>27-54</b>	<b>.500</b>	<b>44</b>	<b>86</b>	<b>130</b>	<b>10.0</b>	<b>27</b>	<b>30</b>	<b>29</b>	<b>13</b>	<b>9</b>	<b>165</b>	<b>12.7</b>

### Player Averages

Games Played	Minutes/ game	Points/ game	FG Pct	3FG Pct	FT Pct	Rebounds/ game	Assists/ game	Turnovers/ game	Assist/Turnover ratio	Steals/ game	Blocks/ game
13	29.9	12.7	57.0	0.0	50.0	10.0	2.3	2.2	1.0	0.7	1.0

## CAREER STATS

SEASON	TEAM	GP-GS	MIN/AVG	Field Goals		3-Point		F-Throws		Rebounds				Scoring						
				FG-FGA	FG%	3FG-3FGA	3FG%	FT-FTA	FT%	OFF	DEF	TOT	AVG	PF-FO	A	TO	BLK	STL	PTS	AVG
2019-20	UA	7-0	13/1.9	1-1	1.000	0-0	.000	3-4	.750	1	3	4	0.6	1-0	0	0	1	0	5	0.7
2020-21	UA	23-20	517/22.5	77-104	.740	0-0	.000	27-41	.659	65	146	211	9.2	58-0	7	34	44	12	181	7.9
2021-22	UA	34-34	981/28.8	175-263	.665	0-3	.000	100-154	.649	111	256	367	10.8	100-4	46	64	41	16	450	13.2
2022-23	UA	13-13	389/29.9	69-121	.570	0-1	.000	27-54	.500	44	86	130	10.0	27-0	30	29	13	9	165	12.7
<b>TOTAL</b>		<b>77-67</b>	<b>1900/24.7</b>	<b>322-489</b>	<b>.658</b>	<b>0-4</b>	<b>.000</b>	<b>157-253</b>	<b>.621</b>	<b>221</b>	<b>491</b>	<b>712</b>	<b>9.2</b>	<b>186-4</b>	<b>83</b>	<b>127</b>	<b>99</b>	<b>37</b>	<b>801</b>	<b>10.4</b>

### Single Game Highs

Statistic	Value	
Points	24	vs Marshall 12/01/21
Rebounds	21	vs Malone 12/19/20
Assists	6	vs South Dakota St. 11/07/22
Steals	2	7 times
Blocks	5	at Central Mich. 01/25/22, at Western Mich. 02/15/22
FG Made	11	vs Malone 12/19/20
FG Attempts	15	vs South Dakota St. 11/07/22
3FG Attempts	1	4 times
FT Made	8	vs Marshall 12/01/21, at Ball St. 03/01/22
FT Attempts	12	vs Marshall 12/01/21



# 34 • NATE JOHNSON • FR • F • LIBERTY TWP, OHIO



## SEASON STATS

Opponent	Date	GS	MIN	Total		3-Pointers		Free throws		Rebounds				PF			BLK		STL		PTS	
				FG-FGA	PCT	3FG-3FGA	PCT	FT-FTA	PCT	OFF	DEF	TOT	AVG	A	TO	A	TO	BLK	STL	PTS	AVG	
South Dakota St.	11/07/2022		25:09	3-4	.750	1-2	.500	0-0	.000	0	2	2	2.0	2	1	0	1	1	7	7.0		
vs Mississippi St.	11/11/2022		18:51	0-2	.000	0-2	.000	0-0	.000	0	1	1	1.5	1	0	0	0	0	0	3.5		
Morgan St.	11/15/2022		21:20	4-6	.667	2-2	1.000	1-2	.500	1	1	2	1.7	2	1	1	0	2	11	6.0		
vs Western Ky.	11/21/2022		29:08	3-3	1.000	3-3	1.000	0-0	.000	2	3	5	2.5	2	1	2	0	1	9	6.8		
vs LSU	11/22/2022		20:20	0-2	.000	0-0	.000	0-0	.000	5	2	7	3.4	0	0	2	0	0	0	5.4		
vs Nevada	11/23/2022		19:18	1-3	.333	0-1	.000	0-0	.000	0	3	3	3.3	4	0	1	0	2	2	4.8		
at Marshall	11/30/2022 *		23:59	0-4	.000	0-1	.000	0-0	.000	2	3	5	3.6	1	0	2	0	0	0	4.1		
Muskingum	12/04/2022		13:28	4-6	.667	1-2	.500	0-0	.000	1	2	3	3.5	2	0	1	0	0	9	4.8		
Jackson St.	12/11/2022		11:28	0-3	.000	0-2	.000	0-0	.000	0	1	1	3.2	0	1	1	0	1	0	4.2		
Wright St.	12/14/2022		12:38	0-1	.000	0-0	.000	0-0	.000	0	3	3	3.2	0	1	2	0	1	0	3.8		
Maine	12/19/2022		17:36	0-1	.000	0-0	.000	1-2	.500	1	0	1	3.0	2	1	0	0	1	1	3.5		
at Bradley	12/22/2022		15:26	0-2	.000	0-1	.000	0-0	.000	0	3	3	3.0	0	0	2	0	0	0	3.3		
Concord	12/30/2022		15:48	4-6	.667	1-2	.500	0-0	.000	0	1	1	2.8	1	0	1	0	4	9	3.7		
<b>Totals</b>		<b>1</b>	<b>244:28</b>	<b>19-43</b>	<b>.442</b>	<b>8-18</b>	<b>.444</b>	<b>2-4</b>	<b>.500</b>	<b>12</b>	<b>25</b>	<b>37</b>	<b>2.8</b>	<b>17</b>	<b>6</b>	<b>15</b>	<b>1</b>	<b>13</b>	<b>48</b>	<b>3.7</b>		

### Player Averages

Games Played	Minutes/game	Points/game	FG Pct	3FG Pct	FT Pct	Rebounds/game	Assists/game	Turnovers/game	Assist/Turnover ratio	Steals/game	Blocks/game
13	18.8	3.7	44.2	44.4	50.0	2.8	0.5	1.2	0.4	1.0	0.1

## CAREER STATS

SEASON	TEAM	GP-GS	MIN/AVG	Field Goals		3-Point		F-Throws		Rebounds				PF			BLK		STL		Scoring	
				FG-FGA	FG%	3FG-3FGA	3FG%	FT-FTA	FT%	OFF	DEF	TOT	AVG	A	TO	A	TO	BLK	STL	PTS	AVG	
2022-23	UA	13-1	244/18.8	19-43	.442	8-18	.444	2-4	.500	12	25	37	2.8	17-0	6	15	1	13	48	3.7		
<b>TOTAL</b>		<b>13-1</b>	<b>244/18.8</b>	<b>19-43</b>	<b>.442</b>	<b>8-18</b>	<b>.444</b>	<b>2-4</b>	<b>.500</b>	<b>12</b>	<b>25</b>	<b>37</b>	<b>2.8</b>	<b>17-0</b>	<b>6</b>	<b>15</b>	<b>1</b>	<b>13</b>	<b>48</b>	<b>3.7</b>		

### Single Game Highs

Statistic	Value	
Points	11	vs Morgan St. 11/15/22
Rebounds	7	vs LSU 11/22/22
Assists	1	6 times
Steals	4	vs Concord 12/30/22
Blocks	1	vs South Dakota St. 11/07/22
FG Made	4	vs Morgan St. 11/15/22, vs Muskingum 12/04/22, vs Concord 12/30/22
FG Attempts	6	vs Morgan St. 11/15/22, vs Muskingum 12/04/22, vs Concord 12/30/22
3FG Made	3	vs Western Ky. 11/21/22
3FG Attempts	3	vs Western Ky. 11/21/22
FT Made	1	vs Morgan St. 11/15/22, vs Maine 12/19/22
FT Attempts	2	vs Morgan St. 11/15/22, vs Maine 12/19/22



# JOHN GROCE

Head Coach

Sixth Season at Akron

15th Season Overall

Taylor '94

Groce became the Akron Zips 22nd head coach on April 6, 2017. He completed his fifth season at Akron with a 94-59 overall record, including a 63-25 mark over the last three seasons.

In Mid-American Conference play, the Zips are 54-38 under Groce and 40-16 over the last three years, owning the best winning percentage (.714) in the league.

Groce has a long track record of building championship caliber teams and

all-around successful young men. The program's mission "to be impactful", and the vision "OneAkron", resonates with everyone involved in the program as he is notorious for saying "It takes a village."

In 2022, The University of Akron basketball program claimed the 2022 MAC Men's Basketball Tournament Championship and advanced to the 2022 NCAA Tournament for the fifth time in program history. Akron entered NCAA Tournament as a No. 13 seed and played against the No. 4 seed UCLA Bruins in the First Round of the East Region at the Moda Center in Portland, Oregon on March 17, 2022. The Zips fell 57-53. Akron won eight consecutive games entering the NCAA Tournament, including the last five regular season games and the three MAC Tournament games. The Zips finished the season with a 24-10 overall record and 14-6 record in league play.

In 2020, the Zips matched the best regular season record in program history at 24-7. Groce led the Zips to five consecutive Mid-American Conference Tournaments, earning the No. 4 seed and defeating fifth-seeded Buffalo (70-68) in the quarterfinal round, top-seeded Toledo (70-62) in the semifinal round and second-seeded Kent State (75-55) in the finals. Akron earned No. 1 seed in 2020 - the 2020 MAC Tournament was canceled due to the COVID-19 pandemic.

During his 27-year coaching career, he has helped coach teams to 19 postseason appearances in 24 opportunities, including six regular season conference championships, eight conference tournament championships, a National Runner-up, an Elite 8, an NCAA Sweet 16 and seven Round of 32 appearances. Over 27 years his teams have not only shown consistent success on the court but have demonstrated sustained excellence in the classroom as well.

Prior to joining the Zips, Groce was head men's basketball coach at the University of Illinois for five seasons. During his tenure at Illinois, he led the Illini to an average of 19 wins per season along with postseason appearances in four of his five years in Champaign, owning a 95-75 record.

He arrived at Illinois after four seasons as head coach at Ohio University, where he led the Bobcats to an 85-56 overall record as well as Mid-American Conference Tournament titles and NCAA Tournament appearances in 2010 and 2012. Groce pursued building a championship program in all phases. There were signature wins on the court, player development improvements, recruiting success, and achievement in the classroom as well.

Ohio was the story of the 2012 Tournament, advancing to the Sweet 16 as a No. 13 seed with victories over No. 4 seed Michigan followed by No. 12 seed South Florida. The Bobcats made a strong push for the Elite Eight before falling to No. 1 seed North Carolina in overtime in the regional semifinal. It marked just the second time in Ohio's school history and first since 1964 that the Bobcats won multiple games in the NCAA Tournament. Ohio finished the 2012 season with a school-record 29 wins and was known for its pressure defense, ranking second nationally in turnover percentage and third in steals percentage.

Ohio also made noise in the 2010 postseason. Playing in the school's first NCAA Tournament game in five seasons, the Bobcats received a No. 14 seed and defeated No. 3 seed Georgetown. With the 2010 and 2012 NCAA performances, Ohio became just the sixth school ever to win Tournament games as both a 13 and 14 seed.

Groce earned his first head-coaching job at Ohio following four seasons on Thad Matta's staff at Ohio State from 2005-08, the first two as assistant coach and last two as associate head coach. During Groce's time in Columbus the Buckeyes amassed a record of 105-35, advanced to the NCAA Championship game in 2007 and second round in 2006, claimed back-to-back outright Big Ten Championships in 2006 and 2007 and won the NIT in 2008.

Groce played a key role in recruiting many of the top players at Ohio State and was named Rivals' 2006 National Recruiter of the Year.

Groce earned a bachelor's degree in mathematics from Taylor in 1994. He and his wife, Allison, have two sons, Conner and Camden, and a daughter, Cate.

## THE JOHN GROCE FILE

### COACHING EXPERIENCE

2018-present	Akron	Head Coach
2013-17	Illinois	Head Coach
2009-12	Ohio	Head Coach
2007-08	Ohio State	Associate Head Coach
2005-06	Ohio State	Assistant Coach
2002-04	Xavier	Assistant Coach
2001	Butler	Assistant Coach
1997-00	N.C. State	Assistant Coach
1994-96	Taylor	Assistant Coach

### YEAR-BY-YEAR COACHING RECORD

Year	Team	Overall	Conference	Finish/Postseason
2008-09	Ohio	15-17 (.468)	7-9 (.438)	6th East
2009-10	Ohio	22-15 (.595)	7-9 (.438)	5th East, NCAA Second Round
2010-11	Ohio	19-16 (.543)	9-7 (.563)	3rd East, CIT Quarterfinals
2011-12	Ohio	29-8 (.784)	11-5 (.688)	3rd East, NCAA Sweet 16
<b>Ohio Totals (4 seasons)</b>		<b>85-56 (.603)</b>	<b>34-30 (.531)</b>	
2012-13	Illinois	23-13 (.639)	8-10 (.444)	T7th, NCAA Third Round
2013-14	Illinois	20-15 (.571)	7-11 (.389)	T8th, NIT Second Round
2014-15	Illinois	19-14 (.576)	9-9 (.500)	T7th, NIT First Round
2015-16	Illinois	15-19 (.441)	5-13 (.278)	12th
2016-17	Illinois	18-14 (.563)	8-10 (.444)	9th
<b>Illinois (5 seasons)</b>		<b>97-76 (.561)</b>	<b>37-53 (.411)</b>	
2017-18	Akron	14-18 (.438)	6-12 (.333)	6th East
2018-19	Akron	17-16 (.515)	8-10 (.444)	4th East
2019-20	Akron	24-7 (.770)	14-4 (.760)	1st, MAC Champions
2020-21	Akron	15-8 (.667)	12-6 (.667)	3rd in MAC
2021-22	Akron	24-10 (.714)	14-6 (.727)	t-3rd, NCAA First Round
2022-23	Akron	8-5 (.556)	0-0 (.000)	
<b>Akron (5 seasons)</b>		<b>102-64 (.618)</b>	<b>54-38 (.587)</b>	
<b>Career Totals (12 seasons)</b>		<b>284-196 (.592)</b>	<b>125-121 (.508)</b>	

**BIRTHDATE:** Sept. 7, 1971 **EDUCATION:** Taylor University, B.S. in mathematics, 1994  
**HOMETOWN:** Danville, Ind. **PLAYING CAREER:** 1991-93 Basketball (Taylor)  
**FAMILY:** Wife- Allison, Children- Conner, Camden, and Cate



## Groce ALL-Time Record vs Opponents

### THE NUMBERS ON AKRON HOOPS...

**4** Akron has won three MAC tournament titles to represent the league in the NCAA Tournament.

**17** The number of times the Zips have finished in the top-three in the MAC East since divisional play began during the 1997-98 season.

**19** Only 10 teams had at least 19 wins every season since the start of the 2004-05 campaign, including the Zips.

**21** Akron was one of just four programs in all of Division I basketball to post at least 21 wins in 12 straight-seasons.

**87** Akron has posted 87 winning seasons in 121 years of basketball.

**85.0** The Zips have a home winning percentage of 85.0 since the start of the 2004-05 campaign (244-44).

**126** The number of wins in league play the Zips have posted since the start of the 2012 MAC schedule 126-50 (.696).

**209** Akron has posted 209 wins in conference play since the 2004-05 season (209-66 .759). The Zips' 209 wins are the most in the league during that stretch.

**246** Akron has posted 246 home wins since the 2004-05 campaign (246-44, .853).

**398** The number of wins the Zips have posted since the start of the 2004-05 season, the most victories in the MAC.

**697** The number of consecutive games that Akron has made at least one 3-point basket.

**1,675** The Zips have won 1,675 games in their 122 seasons of basketball. Akron was the 56th Division I program to post 1,500 all-time wins.

Opponent	UA W-L	TOT W-L			
Akron	0-0	6-4	Minnesota	0-0	6-3
Alabama	0-0	0-1	Mississippi State	0-1	0-1
Alabama State	1-0	2-0	Mississippi Valley State	1-0	1-0
American	0-0	1-0	Missouri	0-0	4-1
Appalachian State	1-1	1-1	Morgan State	1-0	2-0
Arkansas State	0-0	1-0	Muskingum	0-0	0-0
Auburn	0-0	2-0	Nebraska	0-0	5-3
Austin Peay	0-0	2-1	Nevada	0-2	0-2
BYU	0-0	1-0	Norfolk State	0-0	2-0
Ball State	5-3	8-6	North Carolina	0-0	0-1
Baylor	0-0	1-0	North Carolina Central	1-0	1-0
Boston U.	0-0	1-0	North Carolina A&T	0-0	2-0
Bowling Green	8-3	11-9	North Carolina State	0-0	1-0
Bradley	0-1	1-1	North Dakota State	0-0	1-0
Brown	0-0	1-0	North Florida	0-0	0-1
Bucknell	0-0	1-0	Northern Illinois	4-3	8-3
Buffalo	3-8	8-12	Northern Iowa	0-0	1-0
Butler	0-0	1-0	Northern Kentucky	0-0	1-0
Carnegie Mellon	1-0	1-0	Northwestern	0-0	5-3
Cedarville	2-0	2-0	Notre Dame	0-0	0-1
Central Michigan	6-1	9-3	Oakland	0-0	1-1
Chaminade	0-0	1-0	Ohio	6-4	6-4
Chattanooga	1-0	1-1	Ohio Valley	0-0	1-0
Chicago State	1-0	3-0	Ohio State	0-1	2-7
Clemson	0-1	0-2	Oregon	0-0	0-2
Cleveland State	1-0	1-0	Penn State	0-0	4-3
Colgate	0-0	1-0	Pittsburgh	0-0	0-1
Colorado	0-0	1-0	Point Park	1-0	1-0
Concord	3-0	3-0	Portland	0-0	1-0
Coppin State	0-0	1-0	Princeton	0-1	0-1
Dartmouth	0-0	1-0	Providence	0-0	0-1
Davidson	0-1	0-1	Purdue	0-0	3-5
Dayton	0-1	0-1	Robert Morris	0-0	0-3
Delaware	0-0	2-1	Rutgers	0-0	3-1
Detroit Mercy	1-0	2-0	St. Bonaventure	1-1	1-2
Eastern Kentucky	0-0	2-1	St. Francis (N.Y.)	0-0	2-0
Eastern Michigan	7-3	9-5	St. Francis (Pa.)	0-0	1-0
East Tennessee State	0-0	0-1	Santa Clara	0-0	1-0
Elon	0-0	1-0	South Carolina Upstate	1-0	1-0
Evansville	1-0	1-0	South Dakota	0-0	1-0
Fordham	0-1	0-1	South Dakota State	1-0	1-0
Florida State	0-0	0-1	South Florida	0-0	1-0
Florida A&M	1-0	1-0	Southeast Missouri	0-0	1-0
Gardner-Webb	0-0	1-0	Southern	2-0	2-0
George Mason	0-0	0-1	Temple	0-0	0-1
Georgetown	0-0	1-0	Tennessee	0-0	0-1
Georgia Southern	0-0	1-0	Tennessee-Martin	1-0	2-0
Georgia Tech	0-0	1-1	Tennessee State	1-0	1-0
Gonzaga	0-0	1-0	Texas A&M-Corpus Christi	0-0	1-0
Hampton	0-0	1-0	Toledo	1-6	6-7
Hawaii	0-0	1-0	Towson	0-0	0-0
Holy Cross	0-0	1-0	Tulane	1-0	1-0
Illinois State	0-1	2-1	Tulsa	0-0	1-1
Indiana	0-0	3-6	UAB	0-0	1-0
Indiana State	0-0	2-0	UIC	0-0	2-0
Iowa	0-0	4-4	UNC Asheville	0-0	1-0
Iowa State	0-0	0-1	UNLV	0-0	1-0
IPFW	1-1	2-1	USC	0-1	1-1
IUPUI	0-0	2-1	VCU	0-0	1-0
Jacksonville State	1-0	2-0	Valparaiso	0-0	2-0
Kansas	0-0	0-1	Villanova	0-0	0-1
Kennesaw State	0-0	2-0	West Virginia	0-1	0-2
Kent State	6-5	10-10	Western Carolina	0-0	2-0
Lamar	0-0	2-1	Western Kentucky	1-0	1-0
Louisville	0-1	0-3	Western Michigan	5-2	8-4
Liberty	0-1	0-1	Wheeling	1-0	1-0
LSU	0-1	0-1	William & Mary	0-0	1-0
Maine	1-0	1-0	Winthrop	0-0	1-1
Malone	3-0	3-0	Wisconsin	0-0	0-8
Marietta	0-0	1-0	Wright State	2-0	4-0
Massachusetts	1-0	1-0	Xavier	0-0	0-1
Marshall	2-2	4-5	Yale	0-0	1-0
Maryland	0-0	1-3	Youngstown State	1-0	1-0
McKendree	0-0	1-0	TOTAL	102-64	284-196
Merrimack	1-0	1-0			
Miami (Fla.)	0-0	0-2			
Miami (Ohio)	7-3	13-6			
Michigan	0-0	3-9			
Michigan State	0-0	3-4			
Middle Tennessee	0-0	1-0			





## LAST TIME AKRON...

**Scored 50+ points in a half: 7x Most:** vs Point Park (50), 11/13/21 (2nd)  
**Scored 55+ points in a half:** vs. Detroit (58), 12/18/13 (2nd)  
**Scored 60+ points in a half:** vs. Denison (70), 12/7/05 (1st)  
**Scored 90+ Points:** vs. Youngstown State (98), 11/10/18  
**Scored 90+ Points (MAC):** Buffalo (91) 1/28/17  
**Scored 100+ Points:** vs. Point Park (102), 11/13/21  
**Scored 100+ Points (MAC):** at Northern Illinois (101, 2ot), 1/29/03  
**Scored 110+ Points:** vs. Ball State (106, 2ot), 1/27/18  
**Scored 110+ Points (MAC):** vs. Ball State (111, 2ot), 1/27/18  
**Scored 120+ Points:** vs. Denison (123), 12/7/05  
**Scored 50 points or less:** at Gonzaga (43), 12/10/16  
**Scored 50 points or less (MAC):** vs. Ohio (50), 2/22/14  
**Scored 100 points in consecutive games:** vs. Ball State (105, ot), 1/4/03; at Ohio (104, 4ot), 1/8/03  
**Scored 100 points in 3+ consecutive games:** vs. Central Connecticut (100), 12/3/67; vs. Marietta (100), 12/10/67; at Heidelberg (102), 12/13/67  
**Won a game by 20+ points:** vs. Radford (47, 88-41), 11/17/16  
**Won a game by 30+ points:** vs. Chicago State (41, 87-46), 11/16/18  
**Won by one point:** at Buffalo (91-90), 1/28/17  
**Lost by one point:** at Northern Illinois (80-79), 2/13/16  
**Consecutive games decided by one point:** at Bowling Green (W, 69-68), 1/31/15; at Ohio (L, 83-82), 2/4/15  
**Made 35+ field goals:** vs. Point Park (36), 11/13/21  
**Made 40+ field goals:** vs. Denison (46), 12/7/05  
**Made 45+ field goals:** vs. Denison (46), 12/7/05  
**Made 50+ field goals:** vs. Hiram (57), 2/25/61  
**Shot over 50% from the field:** vs. Point Park (.500, 36-72), 11/13/21  
**Shot over 60% from the field:** at IPFW (.643, 36-56), 3/19/14  
**Shot over 65% from the field:** at Kent State (.660, 33-55), 1/24/98  
**Shot under 30% from the field:** at North Dakota State (.298, 17-57), 12/16/14  
**Made 10+ 3-pointers:** vs. Point Park (13) 11/13/21  
**Made 15+ 3-pointers (4x Last):** at Eastern Michigan (18) 2/10/17  
**Made 20+ 3-pointers:** vs. BGSU (20) 3/1/16  
**Made 0 3-pointers:** vs. Purdue, 12/7/00  
**Shot over 50% from 3-point (10 att):** vs. Buffalo (.591, 13-22), 2/24/17  
**Shot over 60% from 3-point (10 att):** at Ohio (.600, 9-15), 1/12/14  
**Shot over 70% from 3-point (10 att):** vs. Ohio (.750, 9-12), 3/10/12  
**Shot over 75% from 3-point (8 att):** vs. Northern Ill. (.778, 7-9), 2/19/90  
**Made 20+ free throws:** vs. Buffalo (20), 2/24/17  
**Made 25+ free throws:** vs. Buffalo (26), 1/28/17  
**Made 30+ free throws:** vs. Youngstown State (35), 12/21/07  
**Made 35+ free throws:** vs. Youngstown State (35), 12/21/07  
**Made 40+ free throws:** vs. Ball State (.905, 19-of-21), 1/27/18  
**Shot 100% from foul line (min. 10 att.):** vs. Bowling Green (10-10), 2/21/17  
**Had 15+ steals:** vs. Bluffton (17), 12/20/14  
**Had 20+ steals:** vs. Tiffin (20), 11/19/06  
**Had 20+ assists:** at Ohio (21), 2/27/13  
**Had 25+ assists:** vs. North Carolina Central (26), 12/8/07  
**Had 30+ assists:** vs. Denison (31), 12/7/05  
**Had 50+ rebounds:** vs. Arkansas-Pine Bluff (50), 12/18/12  
**Had 60+ rebounds:** vs. Coppin State (61), 1/2/13  
**Won rebounds by +20:** vs. Coppin State (29, 61-32), 1/2/13  
**Lost rebounds by +20:** vs. Canisius (20, 27-47), 11/15/08  
**Had 10+ blocked shots:** at Buffalo (10), 2/16/16  
**Had 15+ blocked shots:** vs. Kent State (15), 3/12/11  
**Had 5 or fewer turnovers:** vs. Youngstown State (5), 11/10/18  
**Had 10 or fewer turnovers:** at Western Michigan (8), 1/24/17  
**Had 20+ turnovers:** vs. Miami (Ohio) (20), 2/21/15  
**Had 25+ turnovers:** vs. Arkansas-Pine Bluff (25), 12/18/12  
**Won in overtime:** at Ohio (83-80, 2OT), 1/12/14  
**Lost in overtime:** vs. Ohio State (NIT: 72-63), 3/15/16  
**Played in two overtimes:** vs. Ball State (L, 111-106, 2ot), 1/27/18  
**Played in three overtimes:** vs. Xavier (L, 113-111), 12/21/96  
**Played in four overtimes:** at Ohio (L, 112-104), 1/8/02  
**Played in five overtimes:** at Eastern Kentucky (W, 88-86), 1/26/84  
**Played consecutive overtime games:** vs. Ball State (W, 105-104, ot), 1/4/03; at Ohio (L, 112-104, 4ot), 1/8/03  
**Overcame a 10+ point deficit to win:** Trailed 38-27 vs. CMU, won 89-85, 11/10/17  
**Overcame a 15+ point deficit to win:** Trailed 52-37 at NIU, won 76-73, 1/31/17  
**Overcame a 20+ point deficit to win:** Trailed 32-12 vs. Buffalo, won 68-64, 1/26/13

## LAST TIME AN OPPONENT...

**Scored 50+ points in a half:** vs. Davidson (52), 12/25/17 (2nd)  
**Scored 55+ points in a half:** vs. USC (55), 12/22/17 (2nd)  
**Scored 60+ points in a half:** at Louisville (65), 12/10/05 (2nd)  
**Scored 90+ Points:** Davidson (90), 12/25/17  
**Scored 90+ Points (MAC):** Buffalo (90), 1/28/17  
**Scored 100+ Points:** at Louisville (111), 12/10/05  
**Scored 100+ Points (MAC):** at Northern Illinois (100, 2ot), 1/29/03  
**Scored 110+ Points:** at Louisville (111), 12/10/05  
**Scored 110+ Points (MAC):** vs. Ball State (111, 2ot), 1/27/18  
**Scored 120+ Points:** at Eastern Kentucky (122), 1/19/80  
**Scored 50 points or less:** vs. Radford (41), 1/28/17  
**Scored 50 points or less (MAC):** vs. Miami (46), 1/23/16  
**Scored 100 points in consecutive games:** vs. Ball State (104, ot), 1/4/03; at Ohio (112, 4ot), 1/8/03  
**Scored 100 points in consecutive games (MAC):** vs. Ball State (104, ot), 1/4/03; at Ohio (112, 4ot), 1/8/03  
**Scored 100 points in 3+ consecutive games:** Never  
**Won a game by 20+ points:** vs. USC (31, 84-53), 12/21/17  
**Won a game by 30+ points:** at South Carolina (32, 78-45), 12/28/13  
**Made 35+ field goals:** at Buffalo (38), 2/19/14  
**Made 40+ field goals:** at Louisville (40), 12/10/05  
**Made 45+ field goals:** at Marshall (47), 12/21/51  
**Made 50+ field goals:** Never  
**Shot over 50% from the field:** vs. Davidson (.532, 33-62), 12/25/17  
**Shot over 60% from the field:** at IPFW (.600, 33-55), 3/19/14  
**Shot over 65% from the field:** vs. Ohio (.652, 30-46), 2/12/94  
**Shot under 30% from the field:** vs. Western Michigan (.259, 14-54), 3/11/15  
**Made 10+ 3-pointers:** Davidson (13), 12/25/17  
**Made 15+ 3-pointers 2x Most:** vs. Marshall (12), 12/17/16  
**Made 0 3-pointers:** at Valparaiso, 11/18/11  
**Shot over 50% from 3-point (10 att):** vs. Eastern Michigan (.529, 9-17), 1/19/16  
**Shot over 60% from 3-point (10 att):** at Ohio (.611, 11-18), 2/4/15  
**Shot over 70% from 3-point (10 att):** vs. Toledo (.786, 11-14), 1/20/93  
**Shot over 75% from 3-point (10 att):** at Toledo (.818, 9-11), 1/9/15  
**Made 20+ free throws:** vs. USC (20), 12/25/17  
**Made 25+ free throws:** at Kent State (25), 3/6/15  
**Made 30+ free throws:** at Saint Mary's (32), 11/12/13  
**Made 35+ free throws:** vs. Toledo (36, ot), 3/10/09  
**Made 40+ free throws:** Never  
**Shot 90% from foul line:** vs. Ohio (.900, 18-20), 2/27/15  
**Shot 100% from foul line (min. 10 att.):** at Florida State (10-10), 3/18/08  
**Had 15+ steals:** vs. Arkansas-Pine Bluff (18), 12/18/12  
**Had 20+ steals:** Never  
**Had 20+ assists:** at IPFW (20), 3/19/14  
**Had 25+ assists:** at Northwestern (25), 3/13/12  
**Had 30+ assists:** at Louisville (31), 12/10/05  
**Had 50+ rebounds:** vs. Western Michigan (51), 3/11/11; (50), 1/8/16  
**Had 10+ blocked shots:** vs. VCU (10), 2/23/08  
**Had 15+ blocked shots:** Never  
**Had 5 or fewer turnovers:** vs. Miami (Ohio) (5), 3/10/07  
**Had 10 or fewer turnovers 3x Least:** vs. UMES (8), 12/22/16  
**Had 20+ turnovers:** vs. Radford (22), 2/14/15  
**Had 30+ turnovers:** vs. Canisius (30), 11/15/08  
**Overcame a 10+ point deficit to win:** YSU trailed 41-30 and won 90-82, 11/12/16  
**Overcame a 15+ point deficit to win:** Western Michigan trailed 37-19 and won 64-60 in overtime, 3/14/14



## LAST TIME AN AKRON PLAYER...

### SCORING

**Scored 20+ Points:** Loren Cristian Jackson (24), vs. Fort Wayne 12/6/17  
**Scored 25+ Points:** Daniel Utomi (25), vs. Youngstown State 11/10/18  
**Scored 30+ Points:** Daniel Utomi (32), vs. UT Martin, 11/18/17  
**Scored 35+ Points:** Romeo Travis (37), vs. Bowling Green, 2/24/07  
**Scored 40+ Points:** Derrick Tarver (44), vs. Wright State, 12/30/03  
**Scored 45+ Points:** Jimond Ivey (48), vs. Ball State, 1/27/18  
**Scored 50+ Points:** Never

**Two players had 20+ points:** Jimond Ivey (48) and Malcolm Duvivier (22) vs Ball State 1/27/18

**Three players had 20+ points:** Nikola Cvetinovic (27); Brett McClanahan (22); Zeke Marshall (22), vs. Youngstown State, 11/20/10

**Two players had 25+ points:** Kwan Cheatham (31); Isaiah Johnson (27), UB, 1/28/17

**Two players had 30+ points:** Rashon Brown (31); David Falknor (30), vs. Western Michigan, 3/4/02

**Scored 20+ points, half:** Derrick Tarver (27), vs. Wright State, 12/30/03 (1st)

**Scored 20+ points in five-straight games:** Derrick Tarver (6), 1/10/04-1/28/04

**Scored 20+ points in 10+ straight games:** Joe Jakubick (17), 1/9/84-3/3/84

**Scored in double figures in 10+ straight games:** Isaiah Johnson (13), 1/12-2/23/16

**Scored in double figures in 15+ straight games:** Demetrius "Tree" Treadwell (22), 1/8/14-11/14/14

**Scored in double figures in 30+ straight games:** Joe Jakubick (30), 3/11/82-3/3/84

**All five starters scored in double figures: 2x** Isaiah Johnson (15), Antino Jackson (13), Jimond Ivey (13), Kwan Cheatham, Jr. (10), Tavian Dunn-Martin (10); vs. UMEs, 12/22/16  
 Kwan Cheatham (20), Noah Robotham (14), Isaiah Johnson (13), Jimond Ivey (13), and Antino Jackson (12) vs. Western Michigan 1/24/17

**5 players scored in double figures Last:** Daniel Utomi (25), Jimond Ivey (18), Loren Cristian Jackson (16), Deng Riak (14), Tyler Cheese (13); vs. YSU, 11/10/18

**6 players scored in double figures: (x2 in 15-16)** Noah Robotham (15), Jake Kretzer (14), Antino Jackson (14), Pat Forsythe (13), Isaiah Johnson (12), Josh Williams (11); vs. UC Santa Barbara 12/21/15; Reggie McAdams (16), Isaiah Johnson (15), Jake Kretzer (13), Antino Jackson (11), Kwan Cheatham, Jr. (11), Noah Robotham (10); vs. Iona 12/23/15

**7 players scored in double figures:** Bubba Walther (21), Zach Sowers (12), Matt Futch (11), Nick Dials (10), Dru Joyce (10), Romeo Travis (10), John Rybak (10); vs. Denison, 12/7/05

### DOUBLE-DOUBLES

**Had a double-double:** Jimond Ivey (24 pts., 13 Rebs) vs Chattanooga 11/28/17

**Two players with a double-double:** Jimond Ivey (14 pts., 12 rebs.), Isaiah Johnson (10 pts., 10 rebs.); vs. Kent State, 3/3/17

**Three players with a double-double:** Kwan Cheatham, Jr. (16 pts., 12 Rebs); Isaiah Johnson (14 pts, 10 Rebs); Jimond Ivey (12 pts, 11 Rebs) all vs American 11/12/16

**20-point, 10-rebound double-double:** Demetrius "Tree" Treadwell (24 pts., 10 rebs.), vs. Oregon State, 12/22/13

**25-point, 10-rebound double-double:** Isaiah Johnson (27 pts., 10 rebs.), vs. Buffalo 1/28/17

**Double-double in points and assists:** Dru Joyce (12 pts., 13 ast.), vs. Hampton, 11/27/04

**Had a triple-double:** Never

### SHOOTING

**Made 10+ field goals:** Emmanuel Olojakpoke (10), vs. Fort Wayne 12/6/17

**Made 15+ field goals:** Jimond Ivey (15), at Ball State, 1/27/18

**Attempted 20+ field goals:** Jimond Ivey (23), at Ball State, 1/27/18

**Attempted 25+ field goals:** Derrick Tarver (25), at Ball State, 3/8/04

**Made 5+ 3-pointers:** Daniel Utomi (5), at EMU (2/10/17)

**Made 7+ 3-pointers:** Jimond Ivey (9), vs Ball State 1/27/18

**Made 10+ 3-pointers:** Bryan Trimble, Jr. (10), vs. Bowling Green, 1/20/22

**Attempted 10+ 3-pointers:** Josh Williams (10), vs. CMU, 1/10/17

**Attempted 12+ 3-pointers:** Jimond Ivey (12), vs Ball State 1/27/18

**Attempted 15+ 3-pointers:** Derrick Tarver (15), vs. Wright State, 12/30/03

**Made a 3-pointer in 10+ straight games:** Kwan Cheatham (14), 12/3/16-1/28/17

**Made a 3-pointer in 15+ straight games:** Steve McNees (16), 1/3/11-2/26/11

**Made a 3-pointer in 20+ straight games:** Brett McClanahan (20), 11/12/10-1/26/11

**Shot 100% from 3-point range (min. 5 att.):** Jake Kretzer (5-5), at Ohio, 2/27/13

### FREE THROWS

**Made 10+ free throws:** Isaiah Johnson (11-of-16), vs. CMU, 1/10/17

**Made 15+ free throws:** Romeo Travis (16), vs. Bowling Green, 2/24/07

**Made 20+ free throws:** Jim Fenton (20), vs. John Carroll, 1/6/54

**Made 20+ consecutive free throws:** Darryl Roberts (30), 1/22/11-3/11/11

**Made 30+ consecutive free throws:** Darryl Roberts (30), 1/22/11-3/11/11

**Attempted 15+ free throws:** Isaiah Johnson (11-of-16), vs. CMU, 1/10/17

**Attempted 20+ free throws:** Romeo Travis (23), vs. Bowling Green, 2/24/07

**Shot 100% from the foul line (min. 10 att.):** Johnny Hollingsworth (10-10), vs. Marshall, 3/5/03

### REBOUNDS

**Had 10+ rebounds:** Kwan Cheatham, Jr. (13), vs Ohio 2/4/17

**Had 15+ rebounds:** Isaiah Johnson (16), vs. Eastern Michigan 3/10/16

**Had 20+ rebounds:** Enrique Freeman (21) vs Malone 12/19/20; Bryan Roth (21), vs. Eastern Kentucky, 2/9/85

**Had 25+ rebounds:** Roger Johnson (25), vs. Ill. Wesleyan, 1/4/69

**Had 10+ rebounds in three-consecutive games:** Demetrius "Tree" Treadwell, 12/16/13-12/23/13

**Had 10+ rebounds in four-consecutive games:** Demetrius "Tree" Treadwell, 1/15/14-1/25/14

**Had 10+ rebounds in five-consecutive games:** Demetrius "Tree" Treadwell, 2/1/14-2/15/14

**Two players had 10+ rebounds:** Quincy Diggs (12), Demetrius "Tree" Treadwell (11); at Miami (Ohio), 2/26/14

**Three players had 10+ rebounds:** Jake Kretzer (12), Zeke Marshall (12), Nick Harney (11); vs. Coppin State, 1/2/13

### ASSISTS

**Had 7+ assists:** Isaiah Johnson vs. Lipscomb (8), 1/3/17

**Had 10+ assists:** Alex Abreu (10), at Northwestern, 3/13/12

**Had 12+ assists:** Wendell Bates (12), vs. Kent State, 12/18/79

**Had 15+ assists:** Never

### BLOCKED SHOTS

**Had 5 blocked shots:** Demetrius "Tree" Treadwell (5), at EMU, 1/22/14

**Had 6 blocked shots:** Zeke Marshall (6), vs. Buffalo, 1/26/13

**Had 7 blocked shots:** Zeke Marshall (7), vs. Kent State, 3/15/13

**Had 8 blocked shots:** Zeke Marshall (9), at Toledo, 1/23/13

**Had 10+ blocked shots:** Never

### STEALS

**Had 5 steals:** Antino Jackson (5), at Miami, 1/14/17

**Had 6 steals:** Alex Abreu (6), at Mississippi State, 11/9/11

**Had 7 steals:** Jimmal Ball (7), at Buffalo, 1/24/00

**Had 8 steals:** Jimmal Ball (9), at Eastern Michigan, 1/19/00

## LAST TIME AN OPPOSING PLAYER...

**Scored 20+ Points:** Braylon Rayson (27), at Central Michigan 1/10/17

**Scored 30+ Points:** Marcus Keene (33), at Central Michigan, 1/10/17; Blake Hamilton (33) 1/28/17; Jaaron Simmons (38) 2/4/17

**Scored 40+ Points:** Carlos Medlock (42), vs. Eastern Michigan, 3/11/10

**Scored 50+ Points:** Never

**Had a double-double:** Kenny Carpenter (CSU) (11 points and 12 rebounds) 11/11/17

**Made 10+ field goals:** Blake Hamilton (13) Buffalo 1/28/17; Jaaron Simmons (10) 2/4/17

**Attempted 20+ field goals:** Josh Hart (21) at Villanova, 11/22/15

**Made 5+ 3-pointers:** Jaaron Simmons (5-of-5) Ohi 2/4/17

**Attempted 10+ 3-pointers:** Anthlon Bell (13) at Arkansas, 11/18/15

**Made 10+ free throws:** Raven Lee (13), at Eastern Michigan, 2/14/15

**Attempted 15+ free throws:** D.J. Newbill (15), at Penn State, 11/25/14

**Shot 100% from the foul line (min. 10 att.):** Braylon Rayson (10-10), at Central Michigan, 1/12/16

**Had 10+ rebounds:** Kenny Carpenter (12) vs. Cleveland State, 11/11/17

**Had 15+ rebounds:** Jordan Fouse (16), at Green Bay, 11/24/15

**Had 20+ rebounds:** Reggie Keely (20), vs. Ohio, 2/14/10

**Had 10+ assists:** D.J. Cooper (10), at Ohio, 2/26/12

**Had 5+ blocked shots:** Jimmy Hall (5), at Kent State, 3/6/15

**Had 5+ steals:** Cameron Morse (5), at YSU, 11/12/16



### The Zips All-Time Records vs Opponents

Adrian	1	0	2016-17	Same	W1	Findlay	1	1	1937-38	1938-39	L1
Air Force	1	0	2016-17	Same	W1	Florida Atlantic	1	0	1992-93	Same	W1
Alabama	0	1	2000-01	Same	L1	Florida A&M	2	0	2011-12	2021-22	W2
Alabama State	1	0	2018-19	2018-19	1-0	Fla. International	3	2	1987-88	1999-2000	L1
Albion	3	0	1946-47	1948-49	W3	Florida State	1	0	2007-08	Same	W1
Alfred	1	0	1938-39	1938-39	W1	Franklin & Marshall	2	1	1937-38	1939-40	W1
Allegheny	0	5	1905-06	1913-14	L5	Gannon	11	11	1945-46	1978-79	L1
Alliance (Pa.)	1	0	1969-70	1969-70	W1	Gardner-Webb	1	0	2006-07	Same	W1
American	5	1	1961-62	2016-17	W2	Geneva	10	6	1916-17	1965-66	W1
Appalachian State	1	1	2017-18	2021-22	L1	George Mason	2	0	1996-97	1997-98	W2
Arizona State	1	1	1950-51	1956-57	L1	Georgia Southern	1	0	2016-17	2016-17	W1
Arkansas	1	0	2015-16	Same	W1	Glenville	2	1	1936-37	1938-39	L1
Arkansas-Little Rock	1	1	2006-07	2010-11	W1	Gonzaga	0	2	2008-09	2016-17	L2
Arkansas-Pine Bluff	5	0	2009-10	2014-15	W5	Green Bay	3	6	1989-90	2015-16	L2
Ashland	25	3	1904-05	1989-90	W6	Grove City	1	1	1916-17	1917-18	W1
Augustana	1	0	1968-69	1968-69	W1	Hampton	3	1	2001-02	2004-05	W3
Austin Peay	11	9	1957-58	2009-10	W3	Hayward State	1	0	1974-75	Same	W1
Baldwin-Wallace	66	25	1902-03	1979-80	W7	Heidelberg	43	9	1910-11	1966-67	W14
<b>Ball State</b>	<b>28</b>	<b>18</b>	<b>1937-38</b>	<b>2021-22</b>	<b>W5</b>	Hillsdale	1	0	1948-49	1948-49	W1
Bellarmine	3	2	1967-68	1974-75	W3	Hiram	42	3	1904-05	2015-16	W40
Bethany	1	0	1966-67	Same	W1	Hofstra	5	1	1963-64	1970-71	W3
Bethune-Cookman	4	0	1987-88	2015-16	W4	Houston	2	1	1993-94	2016-17	W2
Binghamton	2	0	2006-07	2007-08	W2	Howard	1	0	2009-10	Same	W1
Bluffton	2	0	1946-47	2014-15	W2	Idaho State	0	1	1991-93	Same	L1
Boise State	1	1	1988-89	Same	L1	Illinois-Chicago	5	4	1983-84	2010-11	W3
<b>Bowling Green</b>	<b>43</b>	<b>28</b>	<b>1937-38</b>	<b>2021-22</b>	<b>W3</b>	Illinois State	2	7	1969-70	2018-19	L1
Bridgewater	1	0	1960-61	Same	W1	Illinois Wesleyan	2	0	1968-69	1971-72	W2
Brockport State	5	1	1971-72	1976-77	W2	Indiana	1	0	1904-05	Same	W1
Brooklyn College	4	0	1987-88	1988-89	W4	IPFW	1	2	2013-14	2018-19	L1
Brown	2	0	1947-48	1969-70	W2	IUPUI	1	0	1990-91	Same	W1
Bradley	0	1	2022-23	Same	L1	Indiana State	2	0	1977-78	1978-79	W2
Bryant	1	0	2014-15	Same	W1	Iona	1	1	1970-71	2971-72	W1
Bucknell	2	0	1964-65	1966-67	W2	Iowa State	5	0	1955-56	2015-16	W5
<b>Buffalo</b>	<b>38</b>	<b>33</b>	<b>1954-55</b>	<b>2021-22</b>	<b>W3</b>	Ithaca	0	1	2013-14	Same	L1
Buffalo State	6	3	1967-68	1976-77	L2	Jackson State	1	0	1963-64	Same	W1
Butler	0	1	1964-65	Same	L1	Jacksonville (Fla.)	0	1	2022-23	Same	-
California	0	1	2005-06	Same	L1	James Madison	0	1	1983-84	Same	L1
UC- Santa Barbara	1	2	1953-54	2015-16	W1	John Carroll	1	1	2002-03	2003-04	W1
UC-Irvine	1	0	2016-17	2016-17	W1	Johns Hopkins	21	7	1934-35	2012-13	W7
Canisius	3	3	1942-43	2008-09	W1	Juniata	2	0	1954-55	1955-56	W2
Capital	13	0	1917-18	2002-03	W13	Kansas State	0	3	1988-89	1990-91	L3
Carnegie Mellon	3	0	1943-44	2018-19	W3	<b>Kent State</b>	<b>79</b>	<b>80</b>	<b>1915-16</b>	<b>2021-22</b>	<b>W1</b>
Carson-Newman	0	1	1973-74	Same	L1	Kentucky	0	2	1936-37	1981-82	L2
Case Tech	34	18	1903-04	1956-57	W1	Ky. Wesleyan	5	7	1965-66	1976-77	W1
Catholic	1	0	1962-63	Same	W1	Kenyon	22	4	1903-04	1987-88	W4
Cedarville	2	0	2020-21	2018-19	W2	Lake Forest	2	0	1957-58	1958-59	W2
Centenary	1	0	1938-39	Same	W1	Lamar	2	1	1990-91	1991-92	L1
Central Connecticut	6	3	1966-67	1986-87	W1	La Salle	0	1	1939-40	Same	L1
Central Florida	4	0	1984-85	1989-90	W4	Lawrence Tech	6	0	1938-39	1959-60	W6
<b>Central Michigan</b>	<b>38</b>	<b>15</b>	<b>1938-39</b>	<b>2021-22</b>	<b>W5</b>	LeMoine	1	0	1963-64	Same	W1
Central State	1	0	1983-84	Same	W1	Liberty	1	1	2001-02	2019-20	L1
Charleston Southern	1	0	2015-16	Same	W1	Lipscomb	1	0	2015-16	Same	W1
Cheyney State	4	2	1970-71	1978-79	W1	Long Island	1	0	1965-66	Same	W1
Chicago State	3	1	1984-85	2018-19	W3	Louisiana Tech	0	2	1989-90	Same	L2
Chicago	0	1	1913-14	Same	L1	Louisville	0	2	2005-06	2019-20	W1
Cincinnati	8	11	1914-15	2003-04	L7	Loyola-Chicago	2	0	1997-98	1998-99	W2
Clemson	0	2	2005-06	2018-19	L2	Loyola Marymount	1	0	2006-07	Same	W1
Cleveland State	37	32	1932-33	2017-18	W4	LSU	0	1	2022-23	Same	L1
Coastal Carolina	2	1	1986-87	2013-14	W1	MacMurray	1	1	1968-69	1969-70	W1
Colby	5	1	1948-49	1957-58	W2	Maine	1	0	2022-23	Same	W1
Concord	3	0	2017-18	2022-23	W3	Malone	7	0	1971-72	2020-21	W7
Connecticut	1	0	1947-48	Same	W1	Mankato State	0	1	1977-78	Same	L1
Coppin State	5	0	2012-13	2016-17	W5	Mansfield State	1	0	1992-93	Same	W1
Creighton	1	3	2005-06	2016-17	L2	Marietta	18	3	1910-11	1967-68	W13
Dartmouth	1	0	1927-28	Same	W1	Marshall	16	14	1946-47	2022-23	L1
Davidson	0	1	2017-18	Same	L1	Md.-Eastern Shore	5	1	1950-51	2016-17	W5
Davis & Elkins	2	0	1983-84	1985-86	W2	Massachusetts	1	1	2007-08	2019-20	W1
Dayton	2	12	1936-37	2010-11	L12	Merrimack	1	0	2019-20	2019-20	W2
Defiance	1	0	1920-21	Same	W1	Miami (Fla.)	1	2	1956-57	2014-15	L2
Delaware State	1	0	1988-89	Same	W1	<b>Miami (Ohio)</b>	<b>34</b>	<b>34</b>	<b>1914-15</b>	<b>2021-22</b>	<b>W7</b>
Denison	21	4	1908-09	2005-06	W10	Michigan	0	4	1937-38	1985-86	L4
Denver	1	0	1959-60	Same	W1	Michigan State	1	1	1912-13	1913-14	L1
DePauw	2	0	1958-59	1959-60	W2	Middle Tennessee	10	17	1979-80	2014-15	L2
Detroit Mercy	6	4	1935-36	2018-19	W2	Millikin	1	0	2010-11	Same	W1
Drake	1	2	2003-04	2009-10	L1	Mississippi College	1	0	1949-50	Same	W1
Duquesne	8	18	1946-47	2011-12	L1	Mississippi State	2	0	2005-06	2011-12	W2
Eastern Illinois	4	8	1967-68	1991-92	L1	Mississippi Valley	2	1	1991-92	2017-18	W1
Eastern Kentucky	6	13	1946-47	2008-09	L2	Minnesota	0	2	1991-92	2010-11	L2
<b>Eastern Michigan</b>	<b>34</b>	<b>24</b>	<b>1967-68</b>	<b>2021-22</b>	<b>W3</b>	Monmouth	0	1	2001-02	Same	L1
Eastern Montana	3	0	1969-70	1974-75	W3	Montana State	1	0	1974-75	Same	W1
Eastern Washington	1	0	1990-91	Same	W1	Morehead State	10	11	1974-75	1988-89	L1
Edinboro	3	0	1982-83	1986-87	W3	Morgan State	2	0	1985-86	2022-23	W2
Evansville	1	4	1957-58	2021-22	W1	Mount St. Mary's	2	0	1966-67	2005-06	W2
Fairfield	0	3	1994-95	2000-01	L3	Mount Union	42	28	1901-02	2004-05	W20
Fairleigh Dickinson	2	0	1966-67	2008-09	W2	Murray State	9	8	1979-80	1986-87	W3
Ferris State	0	1	1981-82	Same	L1	Muskingum	33	8	1923-24	1980-81	W3
						Nevada	0	4	2005-06	2022-23	L4
						New Hampshire	1	0	1960-61	Same	W1



N.C. A&T	7	3	1963-64	2011-12	W3	UT Martin	1	0	2017-18	Same	W1
N.C. Central	2	0	2007-08	2019-20	W2	UT Arlington	0	1	2016-17	2016-17	L1
N.C. State	0	3	1946-47	2009-10	L3	UT Chattanooga	1	0	2017-18	Same	W1
UNC Asheville	1	0	2012-13	Same	W1	Utica	0	1	1983-84	Same	L1
UNC Greensboro	2	2	1994-95	2009-10	W2	Valparaiso	5	2	1990-91	2011-12	L1
UNC Wilmington	1	1	1983-84	1985-86	W1	Villanova	0	1	2015-16	Same	L1
North Dakota	1	0	1965-66	Same	W1	Virginia Commonwealth	0	7	1969-70	2012-13	L7
North Dakota State	2	0	2012-13	2014-15	W2	Virginia Tech	0	1	1975-76	Same	L1
Northeastern Illinois	1	0	1990-91	Same	W1	Wabash	1	0	1958-59	Same	W1
Northern Colorado	1	1	1950-51	1954-55	W1	Wagner	1	1	1989-90	1992-93	L1
<b>Northern Illinois</b>	<b>28</b>	<b>14</b>	<b>1987-88</b>	<b>2021-22</b>	<b>L1</b>	Walsh	3	0	1977-78	1979-80	W3
Northern Iowa	1	3	1978-79	1990-91	L1	Washington & Jefferson	3	2	1940-41	1954-55	W1
Northern Kentucky	0	4	1977-78	1978-79	L4	Washington & Lee	0	1	1951-52	Same	L1
Northern Michigan	0	2	1978-79	Same	L2	Washington State	0	1	1939-40	Same	L1
Northwestern	0	1	2011-12	Same	L1	Waynesburg	1	1	1937-38	1938-39	L1
Notre Dame	0	3	1982-83	2010-11	L3	Wayne State	7	6	1936-37	1971-72	W1
Oakland	6	3	1975-76	2004-05	W2	Weber State	1	0	1988-89	Same	W1
Oberlin	35	5	1904-05	1966-67	W15	West Chester	1	0	1963-64	Same	W1
Ohio Northern	4	0	1916-17	1923-24	W4	West Liberty	1	0	1994-95	Same	W1
Ohio State	1	7	1905-06	2015-16	L5	Western Illinois	15	10	1970-71	2014-15	W3
<b>Ohio</b>	<b>46</b>	<b>42</b>	<b>1911-12</b>	<b>2021-22</b>	<b>W1</b>	Western Kentucky	3	8	1979-80	2022-23	W1
Ohio Wesleyan	25	14	1909-10	1967-68	W4	<b>Western Michigan</b>	<b>36</b>	<b>21</b>	<b>1987-88</b>	<b>2021-22</b>	<b>L1</b>
Oklahoma State	0	1	2012-13	Same	L1	Western Reserve	28	15	1902-03	1958-59	W4
Oral Roberts	5	1	1988-89	2013-14	W1	Westminster	9	8	1936-37	1970-71	W1
Oregon State	1	0	2013-14	Same	W1	West Virginia	2	3	1904-05	2019-20	L3
Otterbein	23	5	1912-13	1987-88	W5	Wheaton	1	2	1952-53	1957-58	L2
Penn State	2	5	1937-38	2014-15	L1	Wheeling	1	0	2021-22	2021-22	W1
Pennsylvania	0	1	1908-09	Same	L1	William & Mary	0	2	1949-50	2001-02	L2
Pepperdine	1	0	1955-56	Same	W1	Wilmington	1	0	1937-38	Same	W1
Pittsburgh	1	3	1910-11	2008-09	L3	Winston-Salem State	1	2	1966-67	2006-07	W1
Philadelphia Textile	3	1	1966-67	1971-72	W2	Winthrop	1	1	2007-08	2008-09	W1
Point Park	1	0	2021-22	2021-22	W1	UW-Milwaukee	1	1	1979-80	1989-90	W1
Portland State	0	1	2007-08	Same	L1	Wittenberg	15	26	1914-15	1980-81	L3
Prairie View	1	0	1993-94	Same	W1	Wooster	57	35	1901-02	1998-99	W3
Princeton	1	1	2012-13	2017-18	L1	Wright State	15	8	1974-75	2022-23	W5
Purdue	0	2	1999-2000	2000-01	L2	Wyoming	2	2	1999-2000	2009-10	W2
Quincy	1	0	1981-82	Same	W1	Xavier	1	4	1923-24	1997-98	L3
Radford	3	0	2002-03	2016-17	W3	Yale	1	1	1906-07	1907-08	L1
Rhode Island	2	2	1999-2000	2009-10	L2	York College (Neb.)	0	1	1942-43	Same	L1
Rice	1	0	1987-88	Same	W1	Youngstown State	59	32	1937-38	2019-20	W2
Rider	0	1	1996-97	Same	L1						
Roanoke	4	1	1971-72	1976-77	W4						
Robert Morris	2	0	1986-87	1987-88	W2						
Rochester	0	2	1908-09	1913-14	L2						
Rochester Tech	1	1	1954-55	1955-56	L1						
Rutgers	1	0	1949-50	Same	W1						
St. Bonaventure	2	1	1942-43	2020-21	L1						
St. Francis (N.Y.)	5	1	1947-48	2008-09	W2						
St. Francis (Pa.)	4	0	1949-50	2009-10	W4						
St. Ignatius	1	0	1908-09	Same	W1						
St. John's (N.Y.)	0	1	1944-45	Same	L1						
St. Joseph's (Ind.)	1	0	1974-75	Same	W1						
St. Joseph's (Pa.)	0	2	1997-98	1998-99	L2						
St. Mary's (Calif.)	1	1	1973-74	2013-14	L1						
St. Michael's (Vt.)	0	1	1964-65	Same	L1						
St. Thomas (Minn.)	1	0	1949-50	Same	W1						
St. Vincent	2	0	1971-72	1972-73	W2						
San Francisco St.	4	1	1964-65	1972-73	W1						
Scranton	0	1	1939-40	Same	L1						
Seattle	1	0	1958-59	Same	W1						
Slippery Rock	4	1	1952-53	1999-2000	W4						
South Alabama	0	2	1980-81	1981-82	L2						
South Carolina	1	2	2013-14	2014-15	W1						
South Carolina State	3	0	1986-87	2015-16	W3						
USC Upstate	2	0	2007-08	2019-20	W2						
South Florida	0	1	1983-84	Same	L1						
Southern	2	0	2019-20	2021-22	W2						
Southern California	1	1	2014-15	2017-18	L1						
Southern Calif. College	1	0	1974-75	Same	W1						
Southern Colorado	1	0	1971-72	Same	W1						
Southern Utah	2	1	1988-89	1989-90	L1						
Southwestern La.	1	0	1980-81	Same	W1						
Stephen F. Austin	1	0	1988-89	Same	W1						
Stetson	1	0	2010-11	Same	W1						
Steubenville	3	0	1964-65	1972-73	W3						
Syracuse	0	1	2000-01	Same	L1						
Tampa	1	0	1949-50	Same	W1						
Temple	2	1	2005-06	2010-11	L1						
Tennessee State	4	2	1971-72	2018-19	W3						
Tennessee Tech	9	8	1979-80	1986-87	W5						
Texas A&M	1	1	1948-49	2009-10	L1						
Texas Southern	1	0	2012-13	Same	W1						
Tiffin	1	0	2006-07	Same	W1						
<b>Toledo</b>	<b>29</b>	<b>39</b>	<b>1915-16</b>	<b>2021-22</b>	<b>W1</b>						
Towson	1	0	2019-20	Same	W1-						
Tulane	1	0	2019-20	Same	W1						
UCLA	0	1	2021-22	Same	L1						
Urbana	2	0	1985-86	2008-09	W2						
U.S. International	1	1	1989-90	Same	L1						

**Non-Intercollegiate Teams**

Opponent	W	L	First Meeting	Last Meeting	Streak
Alumni	3	0	1915-16	1917-18	W3
Athletes in Action	1	0	1973-74	Same	W1
Canton Athletic Club	0	1	1908-09	Same	L1
Canton Massillon	0	1	1904-05	Same	L1
Case All-Stars	1	0	1910-11	Same	W1
Cleveland All-Stars	1	0	1909-10	Same	W1
Cleveland YMCA	0	1	1910-11	Same	L1
Cuki-Mestre (Italy)	1	0	1987-88	Same	W1
East End Athletic Club	1	0	1902-03	Same	W1
East Liberty YMCA	0	1	1917-18	Same	L1
Goodyear Wingfoots	1	3	1918-19	1953-54	L3
Haskell Institute	1	0	1906-07	Same	W1
Kfum Orebro (Swd.)	1	0	1988-89	Same	W1
Lockbourne AFB	1	0	1944-45	Same	W1
Marathon AAU	2	0	1985-86	N/A	W2
Mexico University	1	0	1949-50	Same	W1
Ohio St. Medics	1	0	1906-07	Same	W1
Palmetto (S.C.)	0	1	1984-85	Same	L1
Polish Oly. Team	0	1	1965-66	Same	L1
Quantic Marines	0	1	1955-56	Same	L1
Ravenna Byers	3	3	1902-03	1906-07	L1
Wesleyan Medics	1	0	1909-10	Same	W1
Wstrn Reserve Medics	2	0	1901-02	Same	W2
Wheeling YMCA	1	0	1916-17	Same	W1
Windsor Basketball Club	5	0	1978-79	N/A	W5
Yugoslavia National	1	0	1983-84	Same	W1

**BOLD** indicates MAC opponents



**2022-23 Akron Men's Basketball  
Team Game-by-Game  
All games**

Opponent	Date	Score		Total		3-Pointers		Free throws		Rebounds				PF	A	TO	BLK	STL	PTS	AVG
				FG-FGA	PCT	3FG-3FGA	PCT	FT-FTA	PCT	OFF	DEF	TOT	AVG							
South Dakota St.	11/07/2022	81-80	Wot	30-69	.435	11-31	.355	10-12	.833	9	23	32	32.0	17	16	9	5	5	81	81.0
vs Mississippi St.	11/11/2022	54-73	L	16-49	.327	6-27	.222	16-24	.667	6	19	25	28.5	15	13	9	1	8	54	67.5
Morgan St.	11/15/2022	65-59	W	22-61	.361	6-25	.240	15-27	.556	20	23	43	33.3	11	13	11	7	8	65	66.7
vs Western Ky.	11/21/2022	72-53	W	27-48	.563	9-22	.409	9-15	.600	10	33	43	35.8	16	10	13	0	3	72	68.0
vs LSU	11/22/2022	58-73	L	14-54	.259	8-25	.320	22-30	.733	19	17	36	35.8	14	8	14	1	4	58	66.0
vs Nevada	11/23/2022	58-62	L	22-51	.431	7-22	.318	7-11	.636	6	27	33	35.3	19	8	14	1	6	58	64.7
at Marshall	11/30/2022	57-68	L	24-71	.338	5-25	.200	4-11	.364	15	30	45	36.7	15	12	10	0	5	57	63.6
Muskingum	12/04/2022	80-33	W	30-59	.508	15-33	.455	5-16	.313	13	35	48	38.1	13	19	12	4	13	80	65.6
Jackson St.	12/11/2022	85-72	W	28-52	.538	11-28	.393	18-21	.857	5	22	27	36.9	10	19	10	4	7	85	67.8
Wright St.	12/14/2022	66-54	W	25-62	.403	6-26	.231	10-14	.714	11	31	42	37.4	16	11	12	2	10	66	67.6
Maine	12/19/2022	87-55	W	31-57	.544	11-20	.550	14-16	.875	9	25	34	37.1	12	17	16	2	10	87	69.4
at Bradley	12/22/2022	55-74	L	16-57	.281	8-21	.381	15-18	.833	12	31	43	37.6	12	6	15	2	5	55	68.2
Concord	12/30/2022	84-58	W	27-59	.458	12-31	.387	18-28	.643	9	30	39	37.7	14	21	10	2	7	84	69.4
<b>Total</b>		<b>902</b>		<b>312-749</b>	<b>.417</b>	<b>115-336</b>	<b>.342</b>	<b>163-243</b>	<b>.671</b>	<b>144</b>	<b>346</b>	<b>490</b>	<b>37.7</b>	<b>184</b>	<b>173</b>	<b>155</b>	<b>31</b>	<b>91</b>	<b>902</b>	<b>69.4</b>
Opponents		814		313-749	.418	87-248	.351	101-148	.682	112	324	436	33.5	230	159	170	44	83	814	62.6

**Akron Averages**

Games Played	Points/game	FG Pct	3FG Pct	FT Pct	Rebounds/game	Assists/game	Turnovers/game	Assist/Turnover ratio	Steals/game	Blocks/game
13	69.4	41.7	34.2	67.1	37.7	13.3	11.9	1.1	7.0	2.4



**2022-23 Akron Men's Basketball  
Opponents Game-by-Game  
All games**

Opponent	Date	Score		Total		3-Pointers		Free throws		Rebounds				PF	A	TO	BLK	STL	PTS	AVG
				FG-FGA	PCT	3FG-3FGA	PCT	FT-FTA	PCT	OFF	DEF	TOT	AVG							
South Dakota St.	11/07/2022	81-80	Wot	31-59	.525	4-15	.267	14-17	.824	5	31	36	36.0	15	11	13	4	3	80	80.0
vs Mississippi St.	11/11/2022	54-73	L	29-55	.527	7-14	.500	8-13	.615	11	32	43	39.5	21	17	14	0	9	73	76.5
Morgan St.	11/15/2022	65-59	W	24-64	.375	6-15	.400	5-7	.714	17	26	43	40.7	27	14	15	10	4	59	70.7
vs Western Ky.	11/21/2022	72-53	W	20-54	.370	6-21	.286	7-13	.538	6	10	16	34.5	14	12	5	1	7	53	66.3
vs LSU	11/22/2022	58-73	L	25-52	.481	9-19	.474	14-16	.875	8	23	31	33.8	23	14	10	3	9	73	67.6
vs Nevada	11/23/2022	58-62	L	21-57	.368	9-21	.429	11-13	.846	10	23	33	33.7	14	13	9	3	3	62	66.7
at Marshall	11/30/2022	57-68	L	25-61	.410	8-28	.286	10-15	.667	8	35	43	35.0	13	13	11	9	8	68	66.9
Muskingum	12/04/2022	80-33	W	13-52	.250	6-29	.207	1-7	.143	7	22	29	34.3	9	6	17	3	6	33	62.6
Jackson St.	12/11/2022	85-72	W	32-63	.508	3-9	.333	5-7	.714	10	20	30	33.8	20	14	13	1	6	72	63.7
Wright St.	12/14/2022	66-54	W	23-63	.365	3-10	.300	5-8	.625	11	28	39	34.3	17	10	14	4	3	54	62.7
Maine	12/19/2022	87-55	W	20-46	.435	8-20	.400	7-12	.583	3	17	20	33.0	17	11	23	0	10	55	62.0
at Bradley	12/22/2022	55-74	L	27-64	.422	14-30	.467	6-9	.667	8	30	38	33.4	19	16	8	4	9	74	63.0
Concord	12/30/2022	84-58	W	23-59	.390	4-17	.235	8-11	.727	8	27	35	33.5	21	8	18	2	6	58	62.6
<b>Total</b>		<b>814</b>		<b>313-749</b>	<b>.418</b>	<b>87-248</b>	<b>.351</b>	<b>101-148</b>	<b>.682</b>	<b>112</b>	<b>324</b>	<b>436</b>	<b>33.5</b>	<b>230</b>	<b>159</b>	<b>170</b>	<b>44</b>	<b>83</b>	<b>814</b>	<b>62.6</b>
Akron		902		312-749	.417	115-336	.342	163-243	.671	144	346	490	37.7	184	173	155	31	91	902	69.4

**Opponents Averages**

Games Played	Points/game	FG Pct	3FG Pct	FT Pct	Rebounds/game	Assists/game	Turnovers/game	Assist/Turnover ratio	Steals/game	Blocks/game
13	62.6	41.8	35.1	68.2	33.5	12.2	13.1	0.9	6.4	3.4



**2022-23 Akron Men's Basketball  
Category Leaders  
All games**

**Points**

##	Player	G	Pts	Pts/G
13	Castaneda, Xavier	13	254	19.5
25	Freeman, Enrique	13	165	12.7
4	Hankerson, Trendon	13	124	9.5
5	Johnson, Tavari	12	86	7.2
11	Hunter, Sammy	13	80	6.2
2	Tribble, Greg	13	74	5.7
34	Johnson, Nate	13	48	3.7
3	Mitchell, Kobe	9	21	2.3
1	Clarke, Garvin	8	20	2.5
0	Lyles, Amani	12	20	1.7
20	Wilson, Evan	5	6	1.2
12	Mayfield, Pat	4	4	1.0

**Scoring Average**

##	Player	G	Pts	Pts/G
13	Castaneda, Xavier	13	254	19.5
25	Freeman, Enrique	13	165	12.7
4	Hankerson, Trendon	13	124	9.5
5	Johnson, Tavari	12	86	7.2
11	Hunter, Sammy	13	80	6.2
2	Tribble, Greg	13	74	5.7
34	Johnson, Nate	13	48	3.7
1	Clarke, Garvin	8	20	2.5
3	Mitchell, Kobe	9	21	2.3
0	Lyles, Amani	12	20	1.7
20	Wilson, Evan	5	6	1.2
12	Mayfield, Pat	4	4	1.0

**Field Goal Percentage**

##	Player	FG	Att	Pct
25	Freeman, Enrique	69	121	.570
12	Mayfield, Pat	2	4	.500
5	Johnson, Tavari	34	72	.472
0	Lyles, Amani	7	15	.467
34	Johnson, Nate	19	43	.442
4	Hankerson, Trendon	41	100	.410
13	Castaneda, Xavier	64	161	.398
2	Tribble, Greg	29	78	.372
3	Mitchell, Kobe	7	20	.350
20	Wilson, Evan	2	6	.333
11	Hunter, Sammy	31	99	.313
1	Clarke, Garvin	7	30	.233

**Field Goal Attempts**

##	Player	G	Att	Att/G
13	Castaneda, Xavier	13	161	12.4
25	Freeman, Enrique	13	121	9.3
4	Hankerson, Trendon	13	100	7.7
11	Hunter, Sammy	13	99	7.6
2	Tribble, Greg	13	78	6.0

**Field Goals Made**

##	Player	G	Made	Made/G
25	Freeman, Enrique	13	69	5.3
13	Castaneda, Xavier	13	64	4.9
4	Hankerson, Trendon	13	41	3.2
5	Johnson, Tavari	12	34	2.8
11	Hunter, Sammy	13	31	2.4

**3-Point FG Percentage**

##	Player	3FG	Att	Pct
34	Johnson, Nate	8	18	.444
4	Hankerson, Trendon	29	70	.414
13	Castaneda, Xavier	43	104	.413
5	Johnson, Tavari	13	32	.406
20	Wilson, Evan	2	5	.400
3	Mitchell, Kobe	5	18	.278
11	Hunter, Sammy	12	60	.200
1	Clarke, Garvin	2	17	.118
2	Tribble, Greg	1	9	.111

**3-Point FG Attempts**

##	Player	G	Att	Att/G
13	Castaneda, Xavier	13	104	8.0
4	Hankerson, Trendon	13	70	5.4
11	Hunter, Sammy	13	60	4.6
5	Johnson, Tavari	12	32	2.7
34	Johnson, Nate	13	18	1.4

**3-Point FG Made**

##	Player	G	Made	Made/G
13	Castaneda, Xavier	13	43	3.3
4	Hankerson, Trendon	13	29	2.2
5	Johnson, Tavari	12	13	1.1
11	Hunter, Sammy	13	12	0.9
34	Johnson, Nate	13	8	0.6



2022-23 Akron Men's Basketball  
Category Leaders  
All games

Page 2/3  
as of Dec 31, 2022

### Free Throw Percentage

##	Player	Made	Att	Pct
3	Mitchell, Kobe	2	2	1.000
13	Castaneda, Xavier	83	103	.806
4	Hankerson, Trendon	13	18	.722
11	Hunter, Sammy	6	9	.667
5	Johnson, Tavari	5	8	.625
2	Tribble, Greg	15	24	.625
1	Clarke, Garvin	4	7	.571
25	Freeman, Enrique	27	54	.500
34	Johnson, Nate	2	4	.500
0	Lyles, Amani	6	12	.500

### Free Throw Attempts

##	Player	G	Att	Att/G
13	Castaneda, Xavier	13	103	7.9
25	Freeman, Enrique	13	54	4.2
2	Tribble, Greg	13	24	1.8
4	Hankerson, Trendon	13	18	1.4
0	Lyles, Amani	12	12	1.0

### Free Throws Made

##	Player	G	Made	Made/G
13	Castaneda, Xavier	13	83	6.4
25	Freeman, Enrique	13	27	2.1
2	Tribble, Greg	13	15	1.2
4	Hankerson, Trendon	13	13	1.0
11	Hunter, Sammy	13	6	0.5

### Rebounds

##	Player	G	Reb	Reb/G
25	Freeman, Enrique	13	130	10.0
13	Castaneda, Xavier	13	59	4.5
4	Hankerson, Trendon	13	59	4.5
2	Tribble, Greg	13	40	3.1
11	Hunter, Sammy	13	38	2.9

### Assists

##	Player	G	Ast	Ast/G
13	Castaneda, Xavier	13	39	3.0
25	Freeman, Enrique	13	30	2.3
5	Johnson, Tavari	12	26	2.2
2	Tribble, Greg	13	25	1.9
4	Hankerson, Trendon	13	24	1.8

### Rebounds Average

##	Player	G	Reb	Reb/G
25	Freeman, Enrique	13	130	10.0
13	Castaneda, Xavier	13	59	4.5
4	Hankerson, Trendon	13	59	4.5
2	Tribble, Greg	13	40	3.1
11	Hunter, Sammy	13	38	2.9

### Steals

##	Player	G	Stl	Stl/G
13	Castaneda, Xavier	13	14	1.1
5	Johnson, Tavari	12	14	1.2
34	Johnson, Nate	13	13	1.0
4	Hankerson, Trendon	13	12	0.9
2	Tribble, Greg	13	11	0.8

### Offensive Rebounds

##	Player	G	OReb	OReb/G
25	Freeman, Enrique	13	44	3.4
11	Hunter, Sammy	13	12	0.9
2	Tribble, Greg	13	12	0.9
34	Johnson, Nate	13	12	0.9
0	Lyles, Amani	12	12	1.0

### Blocked Shots

##	Player	G	Blk	Blk/G
25	Freeman, Enrique	13	13	1.0
4	Hankerson, Trendon	13	4	0.3
0	Lyles, Amani	12	4	0.3
5	Johnson, Tavari	12	2	0.2
2	Tribble, Greg	13	2	0.2

### Defensive Rebounds

##	Player	G	DReb	DReb/G
25	Freeman, Enrique	13	86	6.6
4	Hankerson, Trendon	13	53	4.1
13	Castaneda, Xavier	13	51	3.9
2	Tribble, Greg	13	28	2.2
11	Hunter, Sammy	13	26	2.0

### Minutes

##	Player	G	Min	Min/G
13	Castaneda, Xavier	13	423	32:31
4	Hankerson, Trendon	13	415	31:57
25	Freeman, Enrique	13	389	29:57
2	Tribble, Greg	13	350	26:56
11	Hunter, Sammy	13	245	18:50



**2022-23 Akron Men's Basketball  
Category Leaders  
All games**

**Fouls**

##	Player	G	PF	PF/G
2	Tribble, Greg	13	32	2.5
25	Freeman, Enrique	13	27	2.1
4	Hankerson, Trendon	13	24	1.8
34	Johnson, Nate	13	17	1.3
5	Johnson, Tavari	12	16	1.3

**Turnovers**

##	Player	G	TO	TO/G
25	Freeman, Enrique	13	29	2.2
13	Castaneda, Xavier	13	24	1.8
5	Johnson, Tavari	12	24	2.0
4	Hankerson, Trendon	13	17	1.3
2	Tribble, Greg	13	16	1.2

**Foul Outs**

##	Player	G	FO
2	Tribble, Greg	13	1

## 2021-22 REVIEW

	Overall	Home	Away	Neutral
<b>2020-21 Record</b>	<b>24-10</b>	<b>12-3</b>	<b>5-5</b>	<b>1-2</b>
<b>2020-21 MAC Record</b>	<b>14-6</b>	<b>7-1</b>	<b>5-5</b>	<b>0-0</b>
<b>2020-21 Non-Conference</b>	<b>3-2</b>	<b>2-0</b>	<b>0-0</b>	<b>1-2</b>

**2022 Defensive Player of the Year - Enrique Freeman**  
**2022 All-MAC Second Team - Enrique Freeman**  
**2022 All-MAC Honorable Mention - Xavier Castaneda**  
**2022 MAC All-Defensive Team - Enrique Freeman**

**MAC Finish - 3rd Overall - No. 4 Seed in Tournament**  
**Mid-American Conference Tournament Results:**  
**Quarterfinal Game: W - No. 3 Akron 74, No. 6 Bowling Green 67**  
**Semifinal Game: L - No. 2 Buffalo 81, No. 3 Akron 81**

- Akron claimed the 2022 Mid-American Conference Men's Basketball Tournament Championship and advanced to the 2022 NCAA Tournament for the fifth time in program history..Akron is 40-16 over the last three years in MAC play, owning the best winning percentage (.714) in the league.
- Akron team No. 121 finished the season with a 24-10 overall record and 14-6 record in league play. For the fifth time as a Division I program, the Zips competed in March Madness with an automatic qualifying bid to the NCAA Tournament as a No. 13 seed and played against the No. 4 seed UCLA Bruins in the First Round of the East Region at the Moda Center in Portland, Oregon on March 17, 2022.
- The Zips had three players earn 2022 All-MAC honors: Enrique Freeman who was named MAC Defensive Player of the Year, MAC Tournament MVP and Second Team All-MAC; Ali Ali was named second-team All-MAC; Xavier Castaneda was an honorable mention selection.
- Freeman ranked No. 1 in the nation in field goal percentage (.665) and landed in the NCAA Top 20 in six categories: No. 4 total rebounds (367), No. 6 rebounds per game (10.8), No. 8 double-doubles (18), No. 9 defensive rebounds per game (7.53) and No. 19 offensive rebounds per game (3.26). Freeman was one of 13 players in the NCAA to average a double-double in points (13.2) and rebounds (10.8). He led the MAC in 5-of-6 categories, ranking No. 2 in offensive rebounds per game.





Akron - 2022-23 Men's Basketball Ranking Summary thru games 12/28/2022

Statistic	National Rank	Conference Rank	Value National Leader	Value Conference Leader	Value
Assist/Turnover Ratio (352 ranked)	172	5	1.05 Penn St.	1.62 Toledo	1.34
Assists Per Game (352 ranked)	247	9	12.7 Xavier	21.1 Toledo	15.2
Bench Points per game (352 ranked)	289	10	16.00 Sam Houston	39.62 Buffalo	27.92
Blocks Per Game (352 ranked)	290	10	2.4 Auburn	6.8 Ball St.	4.7
Effective FG pct (352 ranked)	267	11	0.488 Arizona	0.600 Ball St.	0.552
Fastbreak Points (352 ranked)	291	12	7.08 TCU	21.83 Buffalo	18.75
Field Goal Percentage (352 ranked)	308	12	41.3 Arizona	53.2 Ball St.	48.6
Field Goal Percentage Defense (352 ranked)	141	3	42.0 Houston	32.8 Kent St.	37.1
Fouls Per Game (352 ranked)	31	1	14.2 Notre Dame	11.6 Akron	14.2
Free Throw Attempts Per Game (352 ranked)	176	8	17.9 UTRGV	27.5 Ball St.	25.8
Free Throw Percentage (352 ranked)	268	12	67.4 Villanova	84.1 Miami (OH)	81.2
Free Throws Made Per Game (352 ranked)	205	8	12.1 New Mexico	19.8 Ball St.	17.5
Rebound Margin (352 ranked)	101	3	4.2 Purdue	12.7 Western Mich.	10.1
Rebounds (Defensive) Per Game (352 ranked)	120	4	26.33 Alabama	32.77 Bowling Green	26.85
Rebounds (Offensive) Per Game (352 ranked)	123	5	11.25 Marshall	15.43 Western Mich.	13.08
Rebounds Per Game (352 ranked)	99	4	37.58 Alabama	47.08 Western Mich.	39.42
Scoring Defense (352 ranked)	51	2	63.0 Houston	49.9 Kent St.	60.8
Scoring Margin (352 ranked)	152	5	5.2 James Madison	25.8 Kent St.	13.9
Scoring Offense (352 ranked)	275	12	68.2 James Madison	91.0 Toledo	85.0
Steals Per Game (352 ranked)	159	5	7.0 Missouri	12.5 Kent St.	10.5
Three Point Attempts Per Game (352 ranked)	59	2	25.4 Cornell	32.1 Miami (OH)	26.1
Three Point Percentage (352 ranked)	179	7	33.8 Utah St.	43.5 Ball St.	38.1
Three Point Percentage Defense (352 ranked)	299	9	35.9 Tennessee	21.2 Kent St.	30.9
Three Pointers Per Game (352 ranked)	76	2	8.6 Liberty	12.3 Miami (OH)	9.4
Turnover Margin (352 ranked)	176	6	0.6 Iowa St.	8.1 Kent St.	5.8
Turnovers Forced Per Game (352 ranked)	235	9	12.67 Iowa St.	20.91 Kent St.	18.08
Turnovers Per Game (352 ranked)	97	5	12.1 Penn St.	8.8 Bowling Green Toledo	11.3 11.3
Winning Percentage (350 ranked)	149	4	58.3 UConn New Mexico Purdue	100.0 Kent St. 100.0 100.0	76.9

Statistic	Player	National Rank	Conference Rank	Value National Leader	Value Conference Leader	Value
Assist/Turnover Ratio (349 ranked)	Xavier Castaneda	260	6	1.50 Dalvin White, Chattanooga	5.00 RayJ Dennis, Toledo	2.89
Assists (334 ranked)				Yuri Collins, Saint Louis	134 RayJ Dennis, Toledo	78
Assists Per Game (343 ranked)				Yuri Collins, Saint Louis	10.3 RayJ Dennis, Toledo	6.0
Blocks (298 ranked)	Enrique Freeman	298	9	11 Jamarion Sharp, Western Ky.	53 Demarius Jacobs, Ball St.	24
Blocks Per Game (340 ranked)	Enrique Freeman	278	10	0.92 Jamarion Sharp, Western Ky.	4.42 Demarius Jacobs, Ball St.	1.85
Double Doubles (302 ranked)	Enrique Freeman	23	1	5 Joel Soriano, St. John's (NY)	11 Enrique Freeman, Akron	5
Field Goal Attempts (344 ranked)	Xavier Castaneda	259	14	149 Antoine Davis, Detroit Mercy	290 RayJ Dennis, Toledo	209
Field Goal Percentage (336 ranked)	Enrique Freeman	66	3	54.9 Ryan Kalkbrenner, Creighton	76.1 JT Shumate, Toledo	58.0
Field Goals (332 ranked)	Xavier Castaneda	300	14	40.9 Sam Sessoms, Coppin St.	137 RayJ Dennis, Toledo JT Shumate, Toledo Keshawn Williams, NIU	94 94 94
Free Throw Attempts (328 ranked)	Xavier Castaneda	14	2	94 Justin Johnson, UTRGV	107 Payton Sparks, Ball St.	100
Free Throw Percentage (346 ranked)	Xavier Castaneda	192	13	79.8 Walter Clayton Jr., Iona	97.8 Samari Curtis, Bowling Green	93.5
Free Throws (332 ranked)	Xavier Castaneda	6	1	75 Kendrick Davis, Memphis	87 Xavier Castaneda, Akron	75
Minutes Per Game (349 ranked)	Xavier Castaneda	203	10	32:35 Daryl Banks III, St. Bonaventure	39:11 Sincere Carry, Kent St.	35:20
Points (347 ranked)	Xavier Castaneda	69	4	237 Sam Sessoms, Coppin St.	366 Keshawn Williams, NIU	253
Points Per Game (350 ranked)	Xavier Castaneda	22	1	19.8 Jordan Walker, UAB	24.7 Xavier Castaneda, Akron	19.8
Rebounds (339 ranked)	Enrique Freeman	39	1	120 Joel Soriano, St. John's (NY)	172 Enrique Freeman, Akron	120
Rebounds (Defensive) Per Game (347 ranked)	Enrique Freeman	31	1	6.58 Baylor Scheierman, Creighton	8.57 Enrique Freeman, Akron	6.58
Rebounds (Offensive) Per Game (350 ranked)	Enrique Freeman	29	2	3.42 Zach Edey, Purdue	5.42 Dwight Wilson, Ohio	3.45
Rebounds Per Game (350 ranked)	Enrique Freeman	13	1	10.0 Oscar Tshiebwe, Kentucky	13.6 Enrique Freeman, Akron	10.0
Steals (294 ranked)				Malique Jacobs, Kent St.	42 Malique Jacobs, Kent St.	42
Steals Per Game (341 ranked)				Malique Jacobs, Kent St.	3.50 Malique Jacobs, Kent St.	3.50
Three Point Attempts (322 ranked)	Xavier Castaneda	50	2	95 Antoine Davis, Detroit Mercy Darius McGhee, Liberty	147 Lamar Norman Jr., Western Mich. 147	97
Three Point Percentage (121 ranked)	Xavier Castaneda	48	1	42.1 Luke Avdalovic, Pacific	59.7 Xavier Castaneda, Akron	42.1
Three Pointers Per Game (339 ranked)	Xavier Castaneda	12	2	3.33 Darius McGhee, Liberty	5.00 Lamar Norman Jr., Western Mich.	3.45
Total 3-point FGM (336 ranked)	Xavier Castaneda	27	1	40 Darius McGhee, Liberty	70 Xavier Castaneda, Akron	40
Triple Doubles (1 ranked)				16 players tied	1	



Official Basketball Box Score - Final  
**South Dakota St. at Akron**  
 11/07/22 James A. Rhodes Arena, Akron  
 2022-23 Men's Basketball

Game Time: 7:00 PM  
 Game Duration: 2:07  
 Attendance: 2,157



Official Basketball Box Score - Final  
**Mississippi St. at Akron**  
 11/12/22 Wells Fargo Center, Philadelphia  
 2022-23 Men's Basketball

Game Time: 7:50 PM  
 Game Duration: 2:02  
 Attendance: 5,213



South Dakota St. - 80 Record: 0-1

NO. Name	Min	FG		3P		FT		Rebounds		Fouls		TP	AS	TO	ST	Blocks			+/-
		M/A	M/A	M/A	M/A	OR	DR	PF	FD	BS	BA					BB			
32 Matt Dentinger	F 23:24	6-8	0-1	3-4	1	5	6	5	3	15	0	1	0	3	0	0	0	0	-4
42 William Kyle III	F 30:12	7-10	0-0	0-0	0	3	3	4	0	14	1	1	0	1	1	1	5		
2 Zeke Mayo	G 40:26	5-13	1-5	2-2	0	7	7	0	1	13	2	4	1	0	2	1			
30 Charlie Easley	G 34:31	3-9	0-4	5-6	3	4	7	2	6	11	1	0	0	0	1	-2			
34 Alex Ariens	G 39:15	4-8	0-1	4-5	0	4	4	1	5	12	6	4	1	0	0	-1			
1 Matt Mims	32:32	3-4	3-4	0-0	1	2	2	1	0	9	0	1	0	0	0	-1			
11 Matthew Mors	19:05	3-6	0-0	0-0	0	1	2	2	2	6	0	1	0	1	0	-3			
15 Tanner Te Slaa	05:35	0-1	0-0	0-0	0	2	2	0	0	1	0	0	0	0	0	-1			
<b>Team</b>					0	3	3			0	1								
<b>Totals</b>		31-59	4-15	14-17	5	31	36	15	17	80	11	13	3	4	5	-1			

Technical Fouls: NONE

Mississippi St. - 73 Record: 2-0

NO. Name	Min	FG		3P		FT		Rebounds		Fouls		TP	AS	TO	ST	Blocks			+/-
		M/A	M/A	M/A	M/A	OR	DR	PF	FD	BS	BA					BB			
0 D.J. Jeffries	F 26:12	5-11	2-3	1-2	0	2	2	2	2	15	1	0	0	0	0	0	0	0	
1 Tolu Smith	F 26:21	11-13	0-0	4-6	4	4	6	1	5	26	1	3	0	0	0	14			
4 Cameron Matthews	F 15:59	3-3	1-1	0-0	1	3	4	3	0	7	1	0	0	0	0	13			
2 Jamel Horton Jr.	G 18:11	1-4	1-1	0-0	0	4	4	2	1	3	0	1	1	0	1	-7			
11 Eric Reed, Jr.	G 17:10	1-3	1-2	0-0	0	0	0	3	1	3	4	0	0	0	0	1			
3 Shakeel Moore	23:52	3-7	0-2	0-1	0	6	6	3	2	6	2	3	4	0	0	22			
13 Will McNair Jr.	11:42	0-2	0-1	0-0	0	2	2	1	0	0	1	2	1	0	0	6			
10 Dashawn Davis	20:32	3-3	2-2	0-0	0	2	2	2	2	8	4	2	1	0	0	25			
14 Tyler Stevenson	22:04	0-3	0-0	2-2	1	5	6	2	2	2	3	2	1	0	0	7			
30 Shawn Jones, Jr.	10:49	1-3	0-1	1-2	3	2	5	1	2	3	0	1	1	0	0	7			
5 Kimani Hamilton	G 01:57	0-0	0-0	0-0	0	0	0	1	0	0	0	0	0	0	0	-1			
12 KaShawn Murphy	01:57	0-2	0-1	0-0	1	0	1	0	0	0	0	0	0	0	0	-1			
21 Mavious Russell	01:57	0-1	0-0	0-0	0	0	0	0	0	0	0	0	0	0	0	-1			
15 Justin Rumph	01:17	0-0	0-0	0-0	0	0	0	0	0	0	0	0	0	0	0	0			
<b>Team</b>					1	2	3			0	0								
<b>Totals</b>		29-55	7-14	8-13	11	32	43	21	15	73	17	14	9	0	1	19			

Technical Fouls: NONE

Akron - 81 Record: 1-0

NO. Name	Min	FG		3P		FT		Rebounds		Fouls		TP	AS	TO	ST	Blocks			+/-
		M/A	M/A	M/A	M/A	OR	DR	PF	FD	BS	BA					BB			
11 Sammy Hunter	F 22:16	2-10	0-6	0-0	1	3	4	1	0	4	0	1	0	0	0	1	-1		
25 Enrique Freeman	F 34:07	10-15	0-0	3-4	5	9	14	4	4	23	6	3	0	1	1	4			
2 Greg Tribble	G 33:47	2-10	0-2	1-2	1	4	5	4	2	5	1	1	1	1	1	0	-1		
4 Trendon Hankerson	G 42:04	4-9	2-6	1-1	0	1	1	2	1	11	1	1	1	0	0	8			
13 Xavier Castaneda	G 41:22	9-14	8-12	5-5	0	1	1	0	7	31	7	2	2	2	0	0	0		
1 Garvin Clarke	22:21	0-5	0-3	0-0	1	3	4	2	1	0	0	1	0	1	1	-2			
34 Nate Johnson	25:09	3-4	1-2	0-0	0	2	2	2	0	7	1	0	1	0	0	-1			
0 Amani Lyles	03:54	0-1	0-0	0-0	0	0	0	0	2	0	0	0	0	0	0	1			
<b>Team</b>					1	0	1			0	0								
<b>Totals</b>		30-68	11-31	10-12	9	23	32	17	15	81	16	9	5	5	4	1			

Technical Fouls: NONE

Akron - 54 Record: 1-1

NO. Name	Min	FG		3P		FT		Rebounds		Fouls		TP	AS	TO	ST	Blocks			+/-
		M/A	M/A	M/A	M/A	OR	DR	PF	FD	BS	BA					BB			
11 Sammy Hunter	F 23:40	2-8	1-5	0-1	0	3	3	1	1	5	0	0	0	0	0	-11			
25 Enrique Freeman	F 27:33	3-5	0-0	3-4	1	2	3	3	5	9	0	2	2	0	0	-12			
2 Greg Tribble	G 32:16	2-7	0-2	1-2	0	2	2	3	3	5	0	0	0	0	0	-14			
4 Trendon Hankerson	G 27:18	1-7	1-4	2-2	1	3	4	3	1	5	0	2	1	1	0	-15			
13 Xavier Castaneda	G 35:18	5-14	3-10	7-10	1	3	4	2	6	20	6	2	3	0	0	-19			
1 Garvin Clarke	22:35	2-5	1-4	3-5	2	1	3	2	5	8	4	2	1	0	0	-16			
34 Nate Johnson	18:51	0-2	0-2	0-0	0	1	1	1	0	0	0	0	0	0	0	-8			
0 Amani Lyles	04:10	0-0	0-0	0-0	0	0	0	0	0	0	0	0	0	0	0	0			
5 Tavari Johnson	05:43	0-0	0-0	0-0	0	0	0	0	0	0	0	0	0	0	0	-1			
3 Kobe Mitchell	01:57	1-1	0-0	0-0	0	0	0	0	0	2	0	0	1	0	0	1			
20 Evan Wilson	00:41	0-0	0-0	0-0	0	0	0	0	0	0	0	0	0	0	0	0			
<b>Team</b>					1	4	5			0	0								
<b>Totals</b>		16-49	6-27	16-24	6	19	25	15	21	54	13	9	8	1	0	-19			

Technical Fouls: NONE

	SDSU	AKRON
Biggest lead	8 (1st 6:32)	4 (2nd 11:36)
Best Scoring Run	8 (1st 10:14)	8 (2nd 11:36)
Lead Changes	9	
Times Tied	7	
Time with Lead	30:31	09:10

Points from	SDSU	AKRON
Turnovers	11	18
Paint	38	34
Second Chance	5	6
Fast Breaks	5	0
Bench	15	7

Period by Period Scoring	1st	2nd	OT	TOT
SDSU	41	29	10	80
AKRON	35	35	11	81

	Mis St	Akron
Biggest lead	20 (2nd 2:03)	1 (2nd 16:10)
Best Scoring Run	9 (2nd 8:29)	9 (2nd 16:10)
Lead Changes	2	
Times Tied	1	
Time with Lead	37:28	01:30

Points from	Mis St	Akron
Turnovers	13	6
Paint	40	20
Second Chance	10	8
Fast Breaks	5	7
Bench	19	10

Period by Period Scoring	1st	2nd	TOT
Mis St	35	38	73
Akron	27	27	54

Game Notes: BARSTOOL SPORTS INVITATIONAL - GAME 2 • BARSTOOL SPORTS INVITATIONAL MVP - Miss State Tolu Smith •



Official Basketball Box Score - Final  
**Morgan St. at Akron**  
 11/15/22 James A. Rhodes Arena, Akron, Ohio  
 2022-23 Men's Basketball

Game Time: 7:00 PM  
 Game Duration: 2:02  
 Attendance: 1,759



Official Basketball Box Score - Final  
**Akron at Western Ky.**  
 11/21/22 John Gray Gymnasium, Georgetown, Cayman Islands  
 2022-23 Men's Basketball

Game Time: 1:20 PM  
 Game Duration: 1:50



Morgan St. - 59 Record: 1-3

NO. Name	Min	FG		3P		FT		Rebounds		Fouls		TP	AS	TO	ST	Blocks			+/-
		M/A	M/A	M/A	M/A	OR	DR	PF	FD	BS	BA					BB			
1 Khalil Turner	F 21:21	1-7	1-2	0-0	0	4	4	5	0	3	1	1	2	1	2	2			
5 Lewis Djonkam	F 23:26	3-7	0-0	0-0	2	0	2	3	1	6	1	2	1	1	0	-5			
2 Isaiah Burke	G 31:06	4-8	2-3	2	0	2	4	2	18	2	5	0	1	1	1	3			
11 Malik Miller	G 29:45	5-9	0-3	0-1	1	7	8	3	3	10	3	1	1	1	0	0			
23 David McCullough	G 22:47	3-6	1-1	0-0	1	6	7	2	0	7	2	1	0	3	2	7			
0 Kamron Hobbs	19:55	2-5	0-0	3-3	1	2	1	2	7	2	3	0	0	0	-13				
10 Will Thomas	11:27	1-6	0-0	0-0	0	0	0	1	1	2	1	1	0	0	0	-12			
21 Collin Nnamene	16:34	0-3	0-0	0-0	1	3	4	0	0	2	1	0	2	0	-1				
3 Rob Lawson	11:28	1-3	0-1	0-0	2	0	2	2	1	2	0	0	0	0					



Official Basketball Box Score - Final  
**LSU at Akron**  
 11/23/22 John Gray Gymnasium, George Town, Cayman Islands  
 2022-23 Men's Basketball

Game Time: 1:30 PM  
 Game Duration: 2:04



Official Basketball Box Score - Final  
**Akron at Nevada**  
 11/23/22 John Gray Gymnasium, George Town, Cayman Islands  
 2022-23 Men's Basketball

Game Time: 5:00 PM  
 Game Duration: 2:09

Officials: John Gaffney, Doug Shows, Matt Potter

Officials: John Gaffney, Randy McCall, Pat Adams

NO.	Name	Min	FG		3P		FT		Rebounds		Fouls		TP	AS	TO	ST	Blocks			+/-	
			M-A	M-A	M-A	M-A	OR	DR	OR	DR	PF	FD					BS	BA	BB		
5	Mwani Wilkinson	F 10:13	1-1	0-0	0-0	1	1	2	3	0	2	1	0	0	0	0	0	0	0	0	9
12	KJ Williams	F 30:59	6-13	2-4	5-6	2	3	5	3	4	19	0	0	0	3	1	0	0	0	16	
13	Jalen Reed	F 19:21	1-3	1-1	0-0	0	4	4	0	1	3	1	0	0	0	0	0	0	0	6	
3	Justice Hill	G 25:43	5-11	0-3	4-4	0	2	2	2	2	14	3	0	0	0	0	1	4	1	4	
44	Adam Miller	G 38:37	9-15	5-9	0-0	0	2	2	4	0	23	2	6	0	0	0	0	0	16		
20	Derek Fountain	G 20:39	2-3	0-0	1-1	2	3	4	1	1	5	1	1	1	1	2	0	0	9		
0	Trae Hannibal	G 22:57	0-1	0-0	0-0	0	5	5	2	1	0	0	0	0	0	0	0	0	8		
1	Cam Hayes	G 16:31	1-3	1-1	4-5	0	1	1	2	4	7	3	1	1	0	0	0	0	5		
4	Kendal Coleman	G 09:01	0-1	0-0	0-0	0	0	0	0	0	0	0	0	0	0	0	0	0	1		
15	Tyrell Ward	G 05:59	0-1	0-1	0-0	0	1	1	0	0	0	0	0	0	0	0	0	0	0		
Team						3	3	6			0	0	1								
<b>Totals</b>		25:52	9-19	14-16	8	23	31	23	13	14	10	9	3	1	5						

Technical Fouls: Miller 1<sup>st</sup> 10:04 Hill 2<sup>nd</sup> 14:54 Fountain 2<sup>nd</sup> 22:42

Shooting By Period	
1 <sup>st</sup> FG%	9-24 37.5%
3PT%	5-9 55.6%
FT%	10-11 90.9%
2 <sup>nd</sup> FG%	16-28 57.1%
3PT%	4-10 40.0%
FT%	4-5 80%
GM FG%	25-52 48.1%
3PT%	9-19 47.4%
FT%	14-16 87.5%

Dead Ball Rebounds: 3, 0

NO.	Name	Min	FG		3P		FT		Rebounds		Fouls		TP	AS	TO	ST	Blocks			+/-
			M-A	M-A	M-A	M-A	OR	DR	OR	DR	PF	FD					BS	BA	BB	
11	Sammy Hunter	F 11:45	0-4	0-2	0-0	0	0	0	1	0	0	0	0	0	0	0	0	0	0	0
25	Enrique Freeman	F 35:27	4-11	0-0	1-3	2	7	9	3	6	9	2	2	0	1	2	4	0	0	5
2	Greg Tribble	G 26:32	3-4	0-1	1-1	1	1	2	3	3	7	1	4	1	0	0	0	0	0	6
4	Trendon Hankerson	G 37:04	3-7	2-5	0-0	0	7	7	3	1	8	0	2	0	0	0	0	0	0	11
13	Xavier Castaneda	G 31:01	2-10	2-9	5-7	0	3	3	2	4	11	1	1	0	0	0	0	0	0	5
1	Garvin Clarke	G 07:58	0-1	0-0	0-0	0	2	2	0	0	0	0	0	0	0	0	0	0	0	
3	Kobe Mitchell	G 03:49	0-1	0-1	0-0	0	0	0	0	0	0	0	0	0	0	0	0	0	0	
34	Nate Johnson	G 19:18	1-3	0-1	0-0	0	3	3	4	0	2	0	1	2	0	0	0	0	0	
5	Tavari Johnson	G 26:26	9-10	3-3	0-0	0	3	3	0	0	21	4	3	2	0	1	8	0	1	
8	Amani Lyles	G 00:40	0-0	0-0	0-0	0	0	0	0	0	0	0	0	0	0	0	0	0	0	
Team						3	1	4			0	0	1							
<b>Totals</b>		22:51	7-22	7-11	6	27	33	19	14	58	8	14	8	1	3	4				

Technical Fouls: NONE

Shooting By Period	
1 <sup>st</sup> FG%	10-26 38.5%
3PT%	1-10 10.0%
FT%	3-4 75%
2 <sup>nd</sup> FG%	12-25 48.0%
3PT%	6-12 50.0%
FT%	4-7 57.1%
GM FG%	22-51 43.1%
3PT%	7-22 31.8%
FT%	7-11 63.6%

Dead Ball Rebounds: 4, 0

NO.	Name	Min	FG		3P		FT		Rebounds		Fouls		TP	AS	TO	ST	Blocks			+/-
			M-A	M-A	M-A	M-A	OR	DR	OR	DR	PF	FD					BS	BA	BB	
11	Sammy Hunter	F 27:09	4-14	3-11	2-2	1	0	1	0	1	13	0	0	1	0	0	0	0	0	-6
25	Enrique Freeman	F 34:00	1-6	0-0	1-4	5	5	10	1	6	3	2	1	0	1	1	1	1	-11	
2	Greg Tribble	G 29:44	0-3	0-0	3-4	1	3	4	0	5	3	0	3	0	0	0	1	-8		
4	Trendon Hankerson	G 22:11	0-2	0-1	2-2	1	2	4	1	2	1	2	1	0	0	0	0	-8		
13	Xavier Castaneda	G 36:06	6-16	4-9	12-16	1	5	6	0	6	28	4	3	1	0	0	0	0	-3	
1	Garvin Clarke	G 17:03	1-6	0-3	0-0	1	0	1	1	1	2	1	1	0	0	0	0	-20		
34	Nate Johnson	G 20:20	0-2	0-0	0-0	0	5	2	0	0	0	0	0	2	0	0	1	-10		
0	Amani Lyles	G 02:34	1-2	0-0	0-0	0	0	0	0	0	0	0	0	0	0	0	0	-9		
5	Tavari Johnson	G 10:53	1-3	1-1	2-2	0	0	0	0	3	1	5	0	2	2	0	0	0	0	
Team						4	1	5			0	0	1							
<b>Totals</b>		14:54	8-25	22-30	19	17	36	14	21	58	8	14	4	1	3	-15				

Technical Fouls: Hankerson 1<sup>st</sup> 10:04

Shooting By Period	
1 <sup>st</sup> FG%	9-29 31.0%
3PT%	5-16 31.3%
FT%	12-15 80%
2 <sup>nd</sup> FG%	5-25 20.0%
3PT%	3-9 33.3%
FT%	10-15 66.7%
GM FG%	14-54 25.9%
3PT%	8-25 32.0%
FT%	22-30 73.3%

Dead Ball Rebounds: 6, 1

NO.	Name	Min	FG		3P		FT		Rebounds		Fouls		TP	AS	TO	ST	Blocks			+/-
			M-A	M-A	M-A	M-A	OR	DR	OR	DR	PF	FD					BS	BA	BB	
5	Darrion Williams	F 36:58	1-6	1-3	3-3	3	7	10	2	2	6	4	0	2	0	0	0	0	7	
14	Tre Coleman	F 32:35	2-5	1-2	0-0	2	2	4	3	1	5	2	0	0	0	0	0	0	11	
50	Will Baker	C 31:19	8-14	1-1	3-4	2	4	6	1	3	20	2	3	1	1	0	1	0	10	
2	Jarod Lucas	G 32:51	5-15	4-9	2-2	0	1	1	1	3	16	1	1	0	0	1	0	0	10	
45	Kenan Blackshear	G 31:08	3-7	1-2	3-4	0	5	5	2	10	10	4	2	0	0	0	0	0	7	
11	Nick Davidson	G 16:29	1-5	1-3	0-0	0	2	2	3	0	3	0	2	0	0	0	0	0	-3	
3	Trey Pettigrew	G 10:30	1-4	0-0	0-0	1	2	1	2	1	0	2	0	1	0	2	0	0	-9	
1	Tyler Powell	G 08:10	0-1	0-1	0-0	0	0	0	0	1	0	0	0	0	0	0	0	0	-13	
Team						2	1	3			0	0	0	0	0	0	0	0		
<b>Totals</b>		21:57	9-21	11-13	10	23	33	14	19	62	13	9	3	1	4					

Technical Fouls: NONE

Shooting By Period	
1 <sup>st</sup> FG%	7-27 25.9%
3PT%	1-8 12.5%
FT%	5-6 83.3%
2 <sup>nd</sup> FG%	14-30 46.7%
3PT%	8-13 61.5%
FT%	6-7 85.7%
GM FG%	21-57 36.8%
3PT%	9-21 42.9%
FT%	11-13 84.6%

Dead Ball Rebounds: 1, 0

LSU		AKR	
Biggest lead	15 (2 <sup>nd</sup> 2:19)	8 (1 <sup>st</sup> 4:21)	
Best Scoring Run	6 (1 <sup>st</sup> 14:25)	8 (1 <sup>st</sup> 7:53)	
Lead Changes	6	8	
Times Tied	5	5	
Time with Lead	25:58	09:54	

Points from Turnovers		LSU		AKR	
1st	13	14			
2nd	22	10			
TOT	35	24			

Period by Period Scoring			
1st	33	40	73
2nd	35	23	58
TOT	68	63	131

AKR		NEV	
Biggest lead	8 (1 <sup>st</sup> 2:20)	7 (1 <sup>st</sup> 16:10)	
Best Scoring Run	7 (1 <sup>st</sup> 11:02)	8 (2 <sup>nd</sup> 16:37)	
Lead Changes	6	6	
Times Tied	4	5	
Time with Lead	26:10	10:37	

Points from Turnovers		AKR		NEV	
1st	24	18			
2nd	8	6			
TOT	32	24			

Period by Period Scoring			
1st	24	34	58
2nd	20	42	62
TOT	44	76	120



Official Basketball Box Score - Final  
**Akron at Marshall**  
 11/30/22 Gam Henderson Center, Huntington  
 2022-23 Men's Basketball

Game Time: 7:30 PM



Official Basketball Box Score - Final  
**Jackson St. at Akron**  
 12/11/22 James A. Rhodes Arena, Akron  
 2022-23 Men's Basketball

Game Time: 2:00 PM  
 Game Duration: 1:56  
 Attendance: 1,385



Official Basketball Box Score - Final  
**Wright St. at Akron**  
 12/11/22 James A. Rhodes Arena, Akron  
 2022-23 Men's Basketball

Game Time: 7:00 PM  
 Game Duration: 1:48  
 Attendance: 1,398

Officials: Bill Ek, Frank Spencer, Scott Sivley

Jackson St. - 72

Record: 1-8

NO. Name	Min	FG		3P		FT		Rebounds		Fouls		TP	AS	TO	ST	Blocks		+/-
		M/A	M/A	M/A	M/A	OR	DR	PF	FD	BS	BA							
1 Zeke Cook	F 21:02	3-7	0-0	1-2	2-3	5-7	1-0	0-0	0-0	3-5	7-7	1-0	0-0	0-0	0-0	0-0	0-0	-6
3 Trace Young	F 25:49	2-3	0-0	3-3	1-4	5-5	3-2	7-7	1-3	0-0	0-0	0-0	0-0	0-0	0-0	0-0	0-0	-9
13 Romelle Mansel	F 27:16	3-6	0-0	0-0	1-1	2-3	0-0	6-3	0-0	0-0	1-0	0-0	0-0	0-0	0-0	0-0	0-0	0
2 Ken Evans	G 33:20	4-13	0-1	0-0	2-2	4-4	3-1	8-6	2-4	0-2	1-2	0-0	0-0	0-0	0-0	0-0	0-0	-12
4 Collie Young	G 21:55	3-6	2-5	1-1	0-3	3-3	1-1	9-1	1-1	1-0	0-0	0-0	0-0	0-0	0-0	0-0	0-0	-2
31 Jamarcus Jones	26:29	8-10	0-0	0-0	2-2	1-1	1-1	16-0	0-0	0-0	0-0	0-0	0-0	0-0	0-0	0-0	0-0	-5
5 Keveon Hunt	12:40	5-8	0-1	0-0	0-1	1-1	1-0	10-1	2-1	0-0	0-0	0-0	0-0	0-0	0-0	0-0	0-0	-3
10 Chase Adams	25:55	4-9	1-2	0-0	1-3	4-3	0-0	9-1	3-0	0-0	0-0	0-0	0-0	0-0	0-0	0-0	0-0	-12
32 Treyon Johnson	05:34	0-1	0-0	0-0	0-0	0-0	0-0	0-0	0-0	0-0	0-0	0-0	0-0	0-0	0-0	0-0	0-0	-16
Team																		
<b>Totals</b>		32-63	3-9	5-7	10-20	30-20	10-20	72	14	13	6	1	4	1	4	1	13	

Technical Fouls: NONE

Shooting By Period		
1st FG%	13-30	43.3%
3PT%	0-4	0.0%
FT%	0-0	0%
2nd FG%	19-33	57.6%
3PT%	3-5	60.0%
FT%	5-7	71.4%
GM FG%	32-63	50.8%
3PT%	3-9	33.3%
FT%	5-7	71.4%

Dead Ball Rebounds: 1, 0

Wright St. - 54

Record: 5-6

NO. Name	Min	FG		3P		FT		Rebounds		Fouls		TP	AS	TO	ST	Blocks		+/-	
		M/A	M/A	M/A	M/A	OR	DR	PF	FD	BS	BA								
14 Brandon Noel	F 23:59	3-8	0-1	1-2	0-2	2-2	2-7	7-0	2-0	0-0	0-0	0-0	0-0	0-0	0-0	0-0	0-0	0-0	-24
12 AJ Braun	C 30:35	6-9	0-0	0-1	3-6	9-3	5-12	1-5	0-0	1-0	0-0	0-0	0-0	0-0	0-0	0-0	0-0	0-0	0
0 Amari Davis	G 25:26	1-9	0-1	0-0	0-4	4-4	3-2	1-2	0-0	1-0	0-0	0-0	0-0	0-0	0-0	0-0	0-0	0-0	-6
4 Keaton Norris	C 21:25	0-6	0-2	0-0	0-3	2-1	0-0	1-1	1-3	0-0	0-0	0-0	0-0	0-0	0-0	0-0	0-0	0-0	-12
24 Tim Finke	G 38:32	4-8	1-1	2-2	3-6	9-9	2-11	6-2	2-0	2-0	0-0	0-0	0-0	0-0	0-0	0-0	0-0	0-0	-2
1 Trey Calvin	B 26:38	7-14	1-2	1-1	1-2	3-3	2-16	0-2	0-0	0-0	0-0	0-0	0-0	0-0	0-0	0-0	0-0	0-0	-12
3 Alex Huijbregtse	22:37	0-5	0-2	1-2	0-0	0-0	1-2	1-1	0-0	0-0	0-0	0-0	0-0	0-0	0-0	0-0	0-0	0-0	-3
52 Blake Sisley	03:13	0-0	0-0	0-0	0-0	0-0	0-0	0-0	0-0	0-0	0-0	0-0	0-0	0-0	0-0	0-0	0-0	0-0	-3
22 Andrew Welage	07:35	2-4	1-1	0-0	1-1	2-2	0-0	5-0	0-0	0-0	0-0	0-0	0-0	0-0	0-0	0-0	0-0	0-0	-12
Team																			
<b>Totals</b>		23-63	3-10	5-8	11-28	39-17	16-54	10	14	3	4	2	1	2	1	2	1	13	

Technical Fouls: NONE

Shooting By Period		
1st FG%	12-31	38.7%
3PT%	2-4	50.0%
FT%	4-5	80%
2nd FG%	11-32	34.4%
3PT%	1-6	16.7%
FT%	1-3	33.3%
GM FG%	23-63	36.5%
3PT%	3-10	30.0%
FT%	5-8	62.5%

Dead Ball Rebounds: 1, 0

Akron - 85

Record: 5-4

NO. Name	Min	FG		3P		FT		Rebounds		Fouls		TP	AS	TO	ST	Blocks		+/-	
		M/A	M/A	M/A	M/A	OR	DR	PF	FD	BS	BA								
25 Enrique Freeman	F 33:48	7-7	0-0	3-4	1-8	9-0	2-7	17-5	0-1	3-0	0-0	1-0	0-0	0-0	0-0	0-0	0-0	0-0	12
2 Greg Tribble	G 28:18	6-10	0-1	0-0	1-3	4-2	2-2	12-5	1-1	2-0	0-0	0-0	0-0	0-0	0-0	0-0	0-0	0-0	3
4 Trendon Hankerson	G 38:05	5-9	5-7	2-2	0-1	1-1	1-1	17-2	1-0	1-0	0-0	0-0	0-0	0-0	0-0	0-0	0-0	0-0	10
5 Tavarri Johnson	G 24:08	2-5	2-5	0-0	0-1	1-1	4-1	6-2	5-1	0-0	0-0	0-0	0-0	0-0	0-0	0-0	0-0	0-0	-1
13 Xavier Castaneda	G 30:20	5-8	2-4	1-1	1-3	4-0	8-8	23-2	1-1	1-0	0-0	0-0	0-0	0-0	0-0	0-0	0-0	0-0	15
3 Kobe Mitchell	17:59	2-5	2-5	0-0	0-2	2-1	0-0	6-0	0-0	0-0	0-0	0-0	0-0	0-0	0-0	0-0	0-0	0-0	3
11 Sammy Hunter	15:54	1-5	0-4	2-2	2-1	3-2	1-4	2-0	0-0	0-0	0-0	0-0	0-0	0-0	0-0	0-0	0-0	0-0	17
34 Nate Johnson	11:28	0-3	0-2	0-0	0-1	1-0	0-0	0-1	1-1	0-0	0-0	0-0	0-0	0-0	0-0	0-0	0-0	0-0	6
Team																			
<b>Totals</b>		28-52	11-28	18-21	5-22	27-10	20-20	85	19	10	7	4	1	13					

Technical Fouls: NONE

Shooting By Period		
1st FG%	18-28	64.3%
3PT%	8-14	57.1%
FT%	10-12	83.3%
2nd FG%	10-24	41.7%
3PT%	3-14	21.4%
FT%	9-9	88.9%
GM FG%	28-52	53.8%
3PT%	11-28	39.3%
FT%	18-21	85.7%

Dead Ball Rebounds: 2, 0

Akron - 66

Record: 6-4

NO. Name	Min	FG		3P		FT		Rebounds		Fouls		TP	AS	TO	ST	Blocks		+/-	
		M/A	M/A	M/A	M/A	OR	DR	PF	FD	BS	BA								
25 Enrique Freeman	F 24:04	4-0	0-0	0-0	5-10	15-4	3-8	2-3	0-0	0-0	0-0	0-0	0-0	0-0	0-0	0-0	0-0	0-0	15
2 Greg Tribble	G 29:37	3-7	0-0	0-0	2-1	3-1	1-6	0-0	0-0	0-0	0-0	0-0	0-0	0-0	0-0	0-0	0-0	0-0	4
4 Trendon Hankerson	G 34:52	2-9	1-7	1-2	0-5	5-3	2-6	4-0	2-0	0-0	0-0	0-0	0-0	0-0	0-0	0-0	0-0	0-0	11
5 Tavarri Johnson	G 27:33	6-14	0-3	2-4	1-1	2-2	14-1	1-4	1-4	1-0	0-0	0-0	0-0	0-0	0-0	0-0	0-0	0-0	13
13 Xavier Castaneda	G 34:12	5-10	2-6	7-8	0-6	6-1	7-19	3-2	0-0	0-0	0-0	0-0	0-0	0-0	0-0	0-0	0-0	0-0	13
3 Kobe Mitchell	18:05	0-4	0-4	0-0	0-0	0-0	1-1	0-0	0-0	0-0	0-0	0-0	0-0	0-0	0-0	0-0	0-0	0-0	13
11 Sammy Hunter	16:35	5-8	3-6	0-0	0-4	4-2	0-0	13-0	0-0	0-0	0-0	0-0	0-0	0-0	0-0	0-0	0-0	0-0	3
34 Nate Johnson	12:38	0-1	0-0	0-0	0-3	3-0	0-0	0-0	1-2	1-0	0-0	0-0	0-0	0-0	0-0	0-0	0-0	0-0	6
0 Amari Lyles	02:24	0-0	0-0	0-0	0-1	0-1	2-1	0-0	0-0	0-0	0-0	0-0	0-0	0-0	0-0	0-0	0-0	0-0	-1
Team																			
<b>Totals</b>		25-62	6-26	10-14	11-31	42-16	17-66	11	12	10	2	4	1	2	2	4	1	13	

Technical Fouls: NONE

Shooting By Period		
1st FG%	11-34	32.4%
3PT%	5-21	23.8%
FT%	1-2	50%
2nd FG%	14-28	50.0%
3PT%	1-5	20.0%
FT%	9-12	75%
GM FG%	25-62	40.3%
3PT%	6-26	23.1%
FT%	10-14	71.4%

Dead Ball Rebounds: 2, 0

	JSU	Akron
Biggest lead	0 (1st 20:00)	30 (2nd 18:37)
Best Scoring Run	11 (2nd 11:23)	17 (1st 11:57)
Lead Changes	0	
Times Tied	1	
Time with Lead	00:00	39:04

Points from		JSU		Akron	
Turnovers	14	23	1st	2nd	TOT
Paint	48	30	26	46	72
Second Chance	9	6	54	31	85
Fast Breaks	7	2			
Bench	35	10			

	WSU	Akron
Biggest lead	5 (1st 0:11)	13 (2nd 10:51)
Best Scoring Run	8 (1st 3:38)	10 (2nd 14:34)
Lead Changes	5	9
Times Tied	5	
Time with Lead	03:57	30:44</



Official Basketball Box Score - Final  
**Concord at Akron**  
 12/30/22 James A. Rhodes Arena, Akron  
 2022-23 Men's Basketball

Game Time: 7:00 PM  
 Game Duration: 2:10  
 Attendance: 1,550

Officials: Tim Stewart, Michael Griffith, Tony Meeks

Concord - 58

Record: 7-4

NO.	Name	Min	FG		3P		FT		Rebounds		Fouls		TP	AS	TO	ST	Blocks		+/-	
			M-A	M-A	M-A	M-A	OR	DR	TOT	PF	FD	BS					BA			
5	Da'Vion Moore	09:01	0-1	0-0	0-0	1	1	2	4	0	0	1	0	0	0	0	0	0	-8	
14	Lual Rahama	29:43	9-18	2-5	1-1	0	4	4	3	2	21	0	3	0	0	0	0	-31		
1	Jevon Laidler	29:08	1-5	0-1	0-2	1	3	4	0	3	2	2	2	1	1	1	1	-27		
3	Ethan Heller	19:11	3-6	0-1	0-0	0	1	1	2	0	6	0	1	0	0	0	0	-20		
4	Jordan Wooden	28:14	3-9	0-3	0-0	1	2	3	4	1	6	2	1	1	1	0	0	-23		
13	JJ Harper	25:46	3-9	0-2	3-4	0	4	4	2	2	9	1	5	2	0	0	0	-13		
22	Rene Diop	16:46	0-0	0-0	0-0	2	2	4	2	1	0	0	3	0	0	0	0	-5		
24	Amare Smith	23:08	2-5	1-2	2-2	1	1	2	3	4	7	0	2	1	0	1	1	-15		
15	Ayden Ince	07:07	0-2	0-1	0-0	0	3	3	0	0	0	0	0	0	0	0	0	8		
2	Jaguar Jackson	02:59	0-0	0-0	2-2	0	0	0	0	1	2	0	0	1	0	0	0	1		
10	Cade Fix	02:59	0-1	0-1	0-0	0	0	0	1	0	0	0	0	0	0	0	0	1		
11	Theo Blackett	02:59	0-1	0-0	0-0	1	1	2	0	0	0	2	0	0	0	0	0	1		
32	Jake Hamilton	02:59	2-2	1-1	0-0	0	0	0	0	0	5	0	0	0	0	0	0	1		
Team									1		5		6							
<b>Totals</b>			23:59	4-17	8-11	8	27	35	22	14	58	8	18	6	2	2	2	2	-26	

Shooting By Period		
1 <sup>st</sup> FG%	10-24	41.7%
3PT%	0-6	0.0%
FT%	3-6	50%
2 <sup>nd</sup> FG%	13-35	37.1%
3PT%	4-11	36.4%
FT%	5-5	100%
GM FG%	23-59	39.0%
3PT%	4-17	23.5%
FT%	8-11	72.7%

Dead Ball Rebounds: 1, 0

Technical Fouls: Coach 2<sup>nd</sup> 5:01

Akron - 84

Record: 8-5

NO.	Name	Min	FG		3P		FT		Rebounds		Fouls		TP	AS	TO	ST	Blocks		+/-	
			M-A	M-A	M-A	M-A	OR	DR	TOT	PF	FD	BS					BA			
25	Enrique Freeman	24:11	7-8	0-0	4-10	3	7	10	3	8	18	2	2	0	2	1	19			
2	Greg Tribble	29:39	1-5	0-0	5-7	1	1	2	0	4	7	3	0	0	0	0	15			
4	Trendon Hankerson	31:41	6-12	6-10	0-0	1	7	8	1	1	18	6	1	1	0	0	20			
5	Tavari Johnson	20:48	2-6	1-3	1-2	0	2	2	2	6	5	4	1	0	0	0	18			
13	Xavier Castaneda	31:46	3-12	3-9	8-9	1	4	5	0	4	17	3	0	1	0	1	23			
3	Kobe Mitchell	14:15	0-2	0-2	0-0	0	1	1	1	1	0	1	0	0	0	0	6			
11	Sammy Hunter	18:08	2-5	0-3	0-0	3	3	6	4	0	4	0	0	0	0	0	24			
34	Nate Johnson	15:48	4-6	1-2	0-0	0	1	1	1	0	9	0	1	4	0	0	13			
0	Amani Lyles	06:36	0-0	0-0	0-0	0	0	0	1	1	0	0	1	0	0	0	-8			
20	Evan Wilson	04:09	1-1	1-1	0-0	0	0	0	1	0	3	1	1	0	0	0	1			
12	Pat Mayfield	02:59	1-2	0-1	0-0	0	3	3	0	0	2	0	0	0	0	0	-1			
Team							0		1		1		0		0					
<b>Totals</b>			27:59	12-31	18-28	9	30	39	14	21	84	21	10	7	2	2	26			

Shooting By Period		
1 <sup>st</sup> FG%	9-29	31.0%
3PT%	3-15	20.0%
FT%	10-14	71.4%
2 <sup>nd</sup> FG%	18-30	60.0%
3PT%	9-16	56.3%
FT%	8-14	57.1%
GM FG%	27-59	45.8%
3PT%	12-31	38.7%
FT%	18-28	64.3%

Dead Ball Rebounds: 6, 0

Technical Fouls: NONE

	Cu	Akron	Points from	Cu	Akron	Period by Period Scoring			
Biggest lead	0 (1 <sup>st</sup> 20:00)	29 (2 <sup>nd</sup> 1:02)	Turnovers	12	20				
Best Scoring Run	9 (1 <sup>st</sup> 3:53)	10 (2 <sup>nd</sup> 5:01)	Paint	30	30				
Lead Changes	0		Second Chance	6	3				
Times Tied	1		Fast Breaks	9	18				
Time with Lead	00:00	39:21	Bench	23	18				
						Cu	23	35	58
						Akron	31	53	84



## 2022-23 Akron Men's Basketball Combined Team Statistics All games

Page 1/1  
as of Dec 31, 2022

### Game Records

Record	Overall	Home	Away	Neutral
ALL GAMES	8-5	7-0	0-2	1-3
CONFERENCE	0-0	0-0	0-0	0-0
NON-CONFERENCE	8-5	7-0	0-2	1-3

### Score by Periods

Team	1st	2nd	OT	TOT
Akron	428	463	11	902
Opponents	374	430	10	814

### Team Box Score

No.	Player			Total		3-Point		F-Throw		Rebounds												
		GP-GS	MIN	AVG	FG-FGA	FG%	3FG-3FGA	3FG%	FT-FTA	FT%	OFF	DEF	TOT	AVG	PF	DQ	A	TO	BLK	STL	PTS	AVG
13	CASTANEDA, Xavier	13-13	422:42	32.5	64-161	.398	43-104	.413	83-103	.806	8	51	59	4.5	12	0	39	24	1	14	254	19.5
25	FREEMAN, Enrique	13-13	389:20	29.9	69-121	.570	0-1	.000	27-54	.500	44	86	130	10.0	27	0	30	29	13	9	165	12.7
4	HANKERSON, Trendon	13-13	415:17	31.9	41-100	.410	29-70	.414	13-18	.722	6	53	59	4.5	24	0	24	17	4	12	124	9.5
5	JOHNSON, Tavarí	12-6	226:01	18.8	34-72	.472	13-32	.406	5-8	.625	5	25	30	2.5	16	0	26	24	2	14	86	7.2
11	HUNTER, Sammy	13-6	244:53	18.8	31-99	.313	12-60	.200	6-9	.667	12	26	38	2.9	16	0	8	4	1	1	80	6.2
2	TRIBBLE, Greg	13-13	350:05	26.9	29-78	.372	1-9	.111	15-24	.625	12	28	40	3.1	32	1	25	16	2	11	74	5.7
34	JOHNSON, Nate	13-1	244:28	18.8	19-43	.442	8-18	.444	2-4	.500	12	25	37	2.8	17	0	6	15	1	13	48	3.7
1	CLARKE, Garvin	8-0	138:03	17.3	7-30	.233	2-17	.118	4-7	.571	9	11	20	2.5	12	0	8	10	2	4	20	2.5
3	MITCHELL, Kobe	9-0	106:14	11.8	7-20	.350	5-18	.278	2-2	1.000	2	7	9	1.0	11	0	2	4	1	6	21	2.3
0	LYLES, Amani	12-0	61:10	5.1	7-15	.467	0-0	.000	6-12	.500	12	5	17	1.4	13	0	2	6	4	4	20	1.7
20	WILSON, Evan	5-0	16:53	3.4	2-6	.333	2-5	.400	0-2	.000	0	1	1	0.2	4	0	3	2	0	2	6	1.2
12	MAYFIELD, Pat	4-0	09:55	2.5	2-4	.500	0-2	.000	0-0	.000	0	4	4	1.0	0	0	0	0	0	1	4	1.0
Team											22	24	46				4					
<b>Total</b>		<b>13</b>	<b>2625</b>		<b>312-749</b>	<b>.417</b>	<b>115-336</b>	<b>.342</b>	<b>163-243</b>	<b>.671</b>	<b>144</b>	<b>346</b>	<b>490</b>	<b>37.7</b>	<b>184</b>	<b>1</b>	<b>173</b>	<b>155</b>	<b>31</b>	<b>91</b>	<b>902</b>	<b>69.4</b>
<b>Opponents</b>		<b>13</b>	<b>2625</b>		<b>313-749</b>	<b>.418</b>	<b>87-248</b>	<b>.351</b>	<b>101-148</b>	<b>.682</b>	<b>112</b>	<b>324</b>	<b>436</b>	<b>33.5</b>	<b>230</b>	<b>3</b>	<b>159</b>	<b>170</b>	<b>44</b>	<b>83</b>	<b>814</b>	<b>62.6</b>

### Team Statistics

	UA	OPP
<b>Scoring</b>	<b>902</b>	<b>814</b>
Points per game	69.4	62.6
Scoring margin	+6.8	-
<b>Field goals-att</b>	<b>312-749</b>	<b>313-749</b>
Field goal pct	.417	.418
<b>3 point fg-att</b>	<b>115-336</b>	<b>87-248</b>
3-point FG pct	.342	.351
3-pt FG made per game	8.8	6.7
<b>Free throws-att</b>	<b>163-243</b>	<b>101-148</b>
Free throw pct	.671	.682
F-Throws made per game	12.5	7.8
<b>Rebounds</b>	<b>490</b>	<b>436</b>
Rebounds per game	37.7	33.5
Rebounding margin	+4.2	-
<b>Assists</b>	<b>173</b>	<b>159</b>
Assists per game	13.3	12.2
<b>Turnovers</b>	<b>155</b>	<b>170</b>
Turnovers per game	11.9	13.1
Turnover margin	+1.2	-
Assist/turnover ratio	1.1	0.9
<b>Steals</b>	<b>91</b>	<b>83</b>
Steals per game	7.0	6.4
<b>Blocks</b>	<b>31</b>	<b>44</b>
Blocks per game	2.4	3.4
<b>Winning streak</b>	<b>1</b>	<b>-</b>
Home win streak	7	-
<b>Attendance</b>	<b>11139</b>	<b>7542</b>
Home games-Avg/Game	7-1591	2-3771
Neutral site-Avg/Game	-	4-1603

### Team Results

Date	Opponent		Score	Att.
11/07/2022	South Dakota St.	W	81-80	2157
11/11/2022	vs Mississippi St.	L	54-73	5213
11/15/2022	Morgan St.	W	65-59	1759
11/21/2022	vs Western Ky.	W	72-53	0
11/22/2022	vs LSU	L	58-73	1200
11/23/2022	vs Nevada	L	58-62	0
11/30/2022	at Marshall	L	57-68	4012
12/04/2022	Muskingum	W	80-33	1466
12/11/2022	Jackson St.	W	85-72	1385
12/14/2022	Wright St.	W	66-54	1398
12/19/2022	Maine	W	87-55	1424
12/22/2022	at Bradley	L	55-74	3530
12/30/2022	Concord	W	84-58	1550



## 2021-22 Akron Men's Basketball Combined Team Statistics In Conference games

### Game Records

Record	Overall	Home	Away	Neutral
ALL GAMES	14-6	7-3	7-3	0-0
CONFERENCE	14-6	7-3	7-3	0-0
NON-CONFERENCE	0-0	0-0	0-0	0-0

### Score by Periods

Team	1st	2nd	OT	TOT
Akron	643	754	7	1404
Opponents	607	677	11	1295

### Team Box Score

No.	Player	Total					3-Point		F-Throw		Rebounds				Other							
		GP-GS	MIN	AVG	FG-FGA	FG%	3FG-3FGA	3FG%	FT-FTA	FT%	OFF	DEF	TOT	AVG	PF	DQ	A	TO	BLK	STL	PTS	AVG
24	ALI, Ali	20-18	709:55	35.5	104-226	.460	26-73	.356	61-87	.701	22	31	53	2.7	35	0	54	57	6	5	295	14.8
13	CASTANEDA, Xavier	20-20	678:16	33.9	86-214	.402	43-121	.355	65-81	.802	15	57	72	3.6	36	2	47	26	1	16	280	14.0
25	FREEMAN, Enrique	20-20	598:38	29.9	100-154	.649	0-1	.000	65-99	.657	60	157	217	10.9	57	2	31	40	28	7	265	13.3
4	TRIMBLE JR., Bryan	13-12	365:51	28.1	45-121	.372	31-97	.320	11-16	.688	1	25	26	2.0	30	0	10	11	0	9	132	10.2
2	TRIBBLE, Greg	20-19	537:10	26.9	50-103	.485	5-14	.357	40-61	.656	11	51	62	3.1	45	1	44	20	4	23	145	7.3
22	DAWSON, Mikal	20-6	506:08	25.3	40-101	.396	31-87	.356	22-28	.786	20	48	68	3.4	33	0	16	15	1	20	133	6.7
0	WYNN, Michael	13-0	150:03	11.5	16-31	.516	4-12	.333	3-7	.429	6	17	23	1.8	28	0	7	7	2	12	39	3.0
11	CLARKE, Garvin	20-1	264:54	13.2	18-47	.383	11-33	.333	12-17	.706	5	35	40	2.0	22	0	20	14	1	8	59	3.0
21	BANDAOGO, Aziz	20-4	211:43	10.6	20-41	.488	0-0	.000	14-21	.667	14	42	56	2.8	22	1	7	16	23	4	54	2.7
14	FORD, Brandon	1-0	00:28	0.5	1-1	1.000	0-0	.000	0-0	.000	0	0	0	0.0	0	0	0	0	0	0	2	2.0
23	KALLE, Sekou	1-0	00:56	0.9	0-0	.000	0-0	.000	0-0	.000	0	1	1	1.0	0	0	1	0	0	0	0	0.0
20	WILSON, Evan	1-0	00:56	0.9	0-0	.000	0-0	.000	0-0	.000	0	0	0	0.0	0	0	1	0	0	0	0	0.0
Team											29	27	56					13				
<b>Total</b>		<b>20</b>	<b>4025</b>		<b>480-1039</b>	<b>.462</b>	<b>151-438</b>	<b>.345</b>	<b>293-417</b>	<b>.703</b>	<b>183</b>	<b>491</b>	<b>674</b>	<b>33.7</b>	<b>308</b>	<b>6</b>	<b>238</b>	<b>219</b>	<b>66</b>	<b>104</b>	<b>1404</b>	<b>70.2</b>
<b>Opponents</b>		<b>20</b>	<b>4025</b>		<b>478-1089</b>	<b>.439</b>	<b>144-401</b>	<b>.359</b>	<b>195-272</b>	<b>.717</b>	<b>165</b>	<b>447</b>	<b>612</b>	<b>30.6</b>	<b>381</b>	<b>11</b>	<b>203</b>	<b>223</b>	<b>45</b>	<b>98</b>	<b>1295</b>	<b>64.8</b>

### Team Statistics

	UA	OPP
<b>Scoring</b>	<b>1404</b>	<b>1295</b>
Points per game	70.2	64.8
Scoring margin	+5.5	-
<b>Field goals-att</b>	<b>480-1039</b>	<b>478-1089</b>
Field goal pct	.462	.439
<b>3 point fg-att</b>	<b>151-438</b>	<b>144-401</b>
3-point FG pct	.345	.359
3-pt FG made per game	7.6	7.2
<b>Free throws-att</b>	<b>293-417</b>	<b>195-272</b>
Free throw pct	.703	.717
F-Throws made per game	14.7	9.8
<b>Rebounds</b>	<b>674</b>	<b>612</b>
Rebounds per game	33.7	30.6
Rebounding margin	+3.1	-
<b>Assists</b>	<b>238</b>	<b>203</b>
Assists per game	11.9	10.2
<b>Turnovers</b>	<b>219</b>	<b>223</b>
Turnovers per game	11.0	11.2
Turnover margin	+0.2	-
Assist/turnover ratio	1.1	0.9
<b>Steals</b>	<b>104</b>	<b>98</b>
Steals per game	5.2	4.9
<b>Blocks</b>	<b>66</b>	<b>45</b>
Blocks per game	3.3	2.3
<b>Winning streak</b>	<b>5</b>	<b>-</b>
Home win streak	2	-
<b>Attendance</b>	<b>20303</b>	<b>29372</b>
Home games-Avg/Game	10-2030	10-2937
Neutral site-Avg/Game	-	0-0

### Team Results

Date	Opponent	Score	Att.
01/01/2022	Buffalo	W 88-76	1510
01/04/2022	Ohio	L 63-69	1750
01/11/2022	Ball St.	W 84-74	1815
01/14/2022	at Kent St.	L 55-67	3768
01/18/2022	Western Mich.	W 74-73	1611
01/20/2022	at Bowling Green	W 91-66	1867
01/22/2022	Eastern Mich.	W 46-44	2090
01/25/2022	at Central Mich.	W 60-56	1156
01/28/2022	at Toledo	L 76-84	5489
02/04/2022	Miami (OH)	W 66-55	1794
02/06/2022	at Miami (OH)	W 71-59	1597
02/08/2022	at NIU	W 70-64	653
02/11/2022	Kent St.	L 64-66	3699
02/15/2022	at Western Mich.	Lot 57-61	1269
02/17/2022	NIU	L 63-66	2076
02/19/2022	at Eastern Mich.	W 67-48	1584
02/22/2022	Bowling Green	W 82-68	1830
02/25/2022	at Ohio	W 91-83	8986
03/01/2022	at Ball St.	W 79-60	3003
03/04/2022	Central Mich.	W 57-56	2128