

AKRON BASKETBALL

Game 15 | at Ball State



122nd Season | MAC Tournament Champions: 2009, 2011, 2013, 2022 | MAC Regular-Season Champions: 2012, 2013, 2016, 2017, 2020

2022-23 BASKETBALL SCHEDULE

Date	Opponent	TV	Time
Nov. 7	South Dakota State W	81-80 OT
Nov. 11	Mississippi State \$ L	73-54
Nov. 15	Morgan State W	65-59
Nov. 21	Western Kentucky % W	72-53
Nov. 22	LSU % L	73-58
Nov. 23	Nevada % L	62-58
Nov. 30	Marshall L	68-57
Dec. 4	Muskingum W	80-33
Dec. 11	Jackson State W	85-72
Dec. 14	Wright State W	66-54
Dec. 19	Maine W	87-55
Dec. 22	Bradley L	74-55
Dec. 30	Concord W	84-58
Jan. 3	Northern Illinois * W	76-51
Jan. 6	Ball State *	CBSSN ...	8:30 PM
Jan. 10	Bowling Green *	ESPN3/+	7 PM
Jan. 13	Eastern Michigan *	ESPNU	7 PM
Jan. 17	Central Michigan *	ESPN3/+	7 PM
Jan. 21	Western Michigan *	ESPN3/+ 2:30 PM	
Jan. 24	Miami *	ESPN3/+ ..	7 PM
Jan. 28	Ohio *	ESPN3/+ ..	2 PM
Jan. 31	Buffalo *	WC	TBA
Feb. 4	Kent State *	WC	TBA
Feb. 7	Toledo *	ESPN3/+ ..	7 PM
Feb. 11	Ohio *	WC	TBA
Feb. 14	Eastern Michigan *	ESPN3/+	7 PM
Feb. 18	Buffalo *	WC	TBA
Feb. 21	Toledo *	ESPN3/+	7 PM
Feb. 25	Western Michigan *	ESPN3/+ ..	4 PM
Feb. 28	Ball State *	ESPN3/+ ..	7 PM
March 3	Kent State *	WC	TBA

Home games **BOLD** | All Game Times and Dates subject to change | WC - MAC 21-day Wildcard Game Selection | * MAC game
 \$ Barstool Sports Invitational - Philadelphia, Pa.
 % Cayman Islands Classic - Grand Cayman Island

Akron (9-5, 1-0) at Ball State (10-4, 1-0)

Friday, Jan 6 • Worthen Arena

Muncie, Ind. • 8:30 PM • CBS Sports Network



BALL STATE HEAD COACH

Michael Lewis (Indiana '00)

Overall: 10-4 (1st season)

Record at NIU: 10-4 (1st season)

MAC Record: 1-0 (1st season)



AKRON ZIPS HEAD COACH

John Groce (Taylor '94)

Career Record: 285-196 (15th Season)

Record at Akron: 103-64 (6th Season)

Overall MAC Record: 89-68 (at Ohio and Akron)

ALL-TIME SERIES

Akron Leads: 28-18

Last Meeting: Akron 79, Ball State 60

First Meeting: Ball State 39, Akron 38

The Zips in Akron 15-6, at Neutral Site 2-0, in Muncie 10-12

Groce vs. Ball State: 5-3 (8-6 Overall)

at Worthen Arena on March 1, 2022

in Akron 1937-38 season

BROADCAST

TV/Video: CBS Sports Network - Dave Ryan (PxP), Tim Doyle (Analyst)

Radio: Akron Sports Network - Dave Skoczen (PxP), Joe Dunn (Analyst)-WHLO 640 AM (iHeart Radio)

Live Stats: GoZips.com/Schedule - Live Stats

QUICK HITS

- Akron is one of two teams in the MAC to play 5 Top 100 NET teams in non-conference play this season: Buffalo (6), Akron (5), Miami (4), Eastern Michigan (3), Northern Illinois (3), Ohio (3), Kent State (3), Toledo (3), Western Michigan (3), Central Michigan (2), Ball State (0), Bowling Green (0).

- Akron is 9-5 this season with all five losses coming from opponents in the Top 100 NET rankings with a total win-loss record of 57-14 before conference play: 76 LSU (12-1), 37 Mississippi State (11-2), 55 Nevada (12-3), 66 Marshall (12-3) and 62 Bradley (10-5).

- The Zips are undefeated at James A. Rhodes Arena this season and riding a 10-game home court winning streak dating back to the 2021-22 season. The Zips last setback came from NIU (66-63) on Feb. 17, 2022. Akron is 8-0 at the JAR this year defeating, South Dakota State, Morgan State, Muskingum, Jackson State, Wright State, Maine, Concord and Northern Illinois.

- In 2021-22, Freeman ranked No. 1 in the nation in field goal percentage (.665) and landed in the NCAA Top 20 in six categories: No. 4 total rebounds (367), No. 6 rebounds per game (10.8), No. 8 double-doubles (18), No. 9 defensive rebounds per game (7.53) and No. 19 offensive rebounds per game (3.26). Freeman was one of 13 players in the NCAA to average a double-double in points (13.2) and rebounds (10.8). He led the MAC in 5-of-6 categories, ranking No. 2 in offensive rebounds per game.

Akron	STAT BREAKDOWN	Ball St.
69.4	SCORING AVERAGE	77.4
+6.8	SCORING MARGIN	+10.4
.417	FG PERCENTAGE	.489
.342	3PT PERCENTAGE	.391
8.8	3PT FG MADE PER GAME	7.3
.671	FT PERCENTAGE	.685
37.7	REBOUND PER GAME	35.9
+4.2	REBOUNDING MARGIN	+4.0
13.3	ASSISTS PER GAME	13.5
11.9	TURNOVERS PER GAME	12.4
7.0	STEALS PER GAME	6.3
2.4	BLOCKS PER GAME	4.5

2022-23 AKRON BASKETBALL

PROBABLE STARTERS



AKRON QUICK FACTS

Location Akron, Ohio (44325)
 Population 200,000 (fifth largest in Ohio)
 Founded 1870 (as Buchtel College)
 Enrollment 20,500
 Nickname Zips
 Colors Blue (PMS 282) and Gold (PMS 7503)
 Conference Mid-American
 President Dr. Gary L. Miller
 Director of Athletics Charles Guthrie
 Deputy AD Markus Jennings
 Sr Associate AD/SWA Jackie Wallgren
 Faculty Athletics Representative ... Dr. Matthew Juravich
 Athletic Dept. Phone: (330) 972-7080
 Ticket Office Phone: 1-888-99-AKRON

JAMES A. RHODES ARENA

Capacity 5,500
 Opened December 3, 1983
 W, 78-74 over Eastern Michigan
 Seating 2,096 arm-chair seating
 3,404 bleacher-style seating
 Record at Rhodes Arena.... 445-135 (.767) - 39 Seasons
 Record under John Groce 101-64 (6th Season)
 Press Row Phone (330) 374-8771

PROGRAM HISTORY

Seasons of Basketball 122nd
 First Season of Basketball 1901-02
 Seasons of Division I Basketball 42nd
 First Season of Division I Basketball 1980-81
 All-Time Record 1,678-1,067 (.611)
 All-Time Division I Record 721-547 (.564)
 All-Time MAC Record 290-238 (.543) 29 seasons
 MAC Tournament Titles 4 (2009, 2011, 2013, 2022)
 MAC Regular Season Titles 5 (2012, 2013, 2016, 2017, 2020)
 NCAA Tournament Appearances 14
 NCAA DI Tournament Appearances (Yrs) .5 (1986, 2009, 2011, 2013, 2022)
 NIT Appearances (Yrs) 7 (1987, 1989, 2006, 2008, 2012, 2016, 2017)
 CBI Appearances (Yrs) 1 (2010)
 CIT Appearances (Yrs) 1 (2014)

GoZips.com

Twitter @ZipsMBB | @JohnGroce | @AkronZips
 Facebook Facebook.com/ZipsMBB | /AkronZips
 Instagram @ZipsMBB
 YouTube YouTube.com/ZipsAthletics

ATHLETICS COMMUNICATIONS

Brian Dennison (Men's Basketball Contact)
 Assistant Director for Communications
 (330) 972-6292 office | (330) 962-0366 cell
 bld2@uakron.edu

Sean Palchick (Women's Basketball Contact)
 Associate Director of Athletics Communications
 Office Phone: (330) 972-2677
 Email: spalchick@uakron.edu

WHAT'S AHEAD

Akron travels to Muncie, Ind. to play Ball State on in front of a national televised audience on Friday, Jan. 6. Tipoff is scheduled for 8:30 p.m. Fans can follow the action on CBS Sports Network with Dave Ryan and Tim Doyle on the call or listen to Akron Sports Radio Network on WHLO 640 AM with Dave Skoczen (PxP) and Joe Dunn (analyst). Live stats are also available on GoZips.com.

THE AKRON-BALL STATE

Friday's game marks the 47th meeting in series history between Akron and Ball State, and 15th meeting for a Groce coached squad, ninth at Akron. Akron holds a 28-18 all-time series advantage while Groce is 8-6 against the Cardinals and 4-3 at Akron. Akron is 16-6 all-time against BSU at home, 10-11 at BSU and 2-0 in neutral site games. Akron is 1-1 all-time versus Ball State in the MAC Tournament.

The Zips swept the series last season, winning 84-74 at The JAR (Jan. 11) and 79-60 at Worthen Arena (March 1). Akron swept the season series in 2021-22, defeating BSU 88-79 (Feb. 19, 2021) at Worthen Arena and winning 74-42 (Jan. 30, 2021) at James A. Rhodes Arena. In 2019-20, Akron snapped the Cardinals three-game winning streak with a convincing 75-60 win on Jan. 10 at The JAR. Ball State ended Akron's 15-game winning streak in 2017-18 which included a double overtime thriller in Muncie, Ind. (111-106). UA's Jimond Ivey broke Worthen Arena's all-time scoring mark of 41 points previously held by Bonzi Wells (Ball State, 1996) and Earl Boykins (Eastern Michigan, 1998). Ivey's nine 3-pointers set an arena record and he tied the arena record for made field goals (15) set in 1992 by Xavier's Brian Grant. In addition, the 217 combined points are the most in Worthen Arena history, while Akron's 106 points are the most ever by a visiting team and by the losing team in that arena.

The Cardinals won the second meeting of 2017-18 by a 90-77 score at Rhodes Arena and claimed 2018-19 lone meeting 57-56 on a tip-in at the buzzer. In 2016-17, Akron claimed both games. Isaiah Johnson lifted Akron to a 65-63 win in dramatic fashion with a buzzer-beating jumper at James A. Rhodes Arena (Feb. 7, 2017). A few weeks later, the two teams met in the semifinal game of the MAC Tournament as the No. 1 seeded Zips defeated the No. 4 Cardinals 74-70 at Quicken Loans Arena (March 8, 2017). Ball State's previous win against Akron came in the 2003-04 season when the Cardinals defeated the Zips 76-72 in the first round of the MAC Tournament at Worthen Arena. Ball State also won the regular season matchup that season 77-71 in overtime.

SCOUTING THE CARDINALS

The Cardinals own a 10-4 overall record and 1-0 in league play, standing 5-0 at home, 3-2 on the road and 2-2 in neutral site games. Ball State averages 77.4 points per game on 48.9 percent shooting from the floor and 39.1 percent effort from beyond the 3-point arc, draining 7.3 triples a game.

Ball State has four players scoring in double figures and four players with double-digit 3-pointers as Jarron Coleman leads the way from long distance with 32 made 3-point FG. He averages a second-best 14.2 points per game. He also leads the team in assists (48) and is second in steals (19).

Jaylin Sellers leads the scoring efforts with 14.5 points per game and owns a team-best 57.1 shooting percentage from deep with a second best 24 made triples. Payton Sparks is third in scoring, averaging 13.1 points per night on 61.9 percent shooting from the floor. Sparks also leads the squad on the glass, grabbing 7.8 rebounds per game (109 rebs). Rounding out the double-digit scoring is Demarius Jacobs with 13.0 points per game. He leads the team in blocks (24) and steals (21) and second in assists (45).

Defensively, Ball State limits its opponents to scoring 77.4 points per game on 48.9 percent shooting from the floor and 39.1 percent from 3-point range, allowing 7.3 long distance strikes per night. The Cardinals caused 172 turnovers (12.3 to/g) with 88 steals (6.3 stl/g). Ball State outrebounds the opponent by a +4.0 margin as the opponent grabbed 446 total boards (31.9 rebs/g) compared to the 502 total rebounds (35.9 rebs/g) secured.

AKRON IN THE MAC

Akron is 41-16 over the last three seasons in MAC play, owning the highest winning percentage (.714) in the league. The Zips are 27-12 in the MAC under the new conference format without divisions (new in 2020-21). Akron is 82-23 (.795) at home in league play since the start of the 2011 MAC schedule. UA has seen a ton of success in league play since the start of the 2004-05 season, and is 210-98 overall (.681), including a 127-30 mark in MAC play at home (.822). The Zips' 210 wins are the most in the league during that stretch. The Zips have won 125 of their last 180 MAC games (.694).

ON THE ROAD

Akron is 0-2 in true road games this season, falling to Marshall (68-57) and Bradley (74-55). The Zips are 1-3 in neutral site games this season. Akron finished 8-4 on the road in 2021-22, dropping the season opening game to Ohio State (67-66) as time expired and defeating Wright State by a decisive 18 points (66-48). The Zips second road setback came against Kent State (67-55) in the first installment of the 2021-22 Wagon Wheel series. Zips bounced back with 91-66 win over Bowling Green and a 60-56 win over Central Michigan. The Zips fell at Toledo (84-76). Zips defeated Miami (71-59) and NIU (70-64) in back-to-back road contests but fell to WMU (61-57). Akron defeated Eastern Michigan 67-48, Ohio (91-83) and Ball State (79-60) to end the season.



2021-22 AWARDS AND HONORS

2022 MAC Tournament Champions

MAC Tournament MVP
Enrique Freeman

MAC All-Tournament Team
Enrique Freeman
Ali Ali
Xavier Castaneda

MAC Player of the Week
Ali Ali - Jan. 3
Enrique Freeman - Dec. 6

MAC Postseason Awards

Defensive Player of the Year
Enrique Freeman

All-Defensive Team
Enrique Freeman

Second Team All-MAC
Enrique Freeman
Ali Ali

Honorable Mention
Xavier Castaneda

2022-23 PRESEASON POLL

MAC Men's Basketball Preseason Coaches Poll

1. Kent State (6) - 135 points
2. Toledo (4) - 131
3. Akron (2) - 127
4. Ball State -- 94
5. Ohio -- 91
6. Buffalo -- 82
7. Eastern Michigan -- 68
8. Western Michigan -- 66
9. Bowling Green -- 42
10. Central Michigan -- 38
11. Miami -- 36
12. Northern Illinois - 26

MAC Tournament Champion: Kent State (4), Toledo (3), Akron (2), Eastern Michigan (1), Western Michigan (1)

Preseason All-MAC First Team

Enrique Freeman, F, Akron, Jr.
Payton Sparks, C, Ball State, So.
Sincere Carry, G, Kent State, R-Sr.
JT Shumate, F, Toledo, Sr.
Lamar Norman Jr., G, Western Michigan, Sr.

Preseason All-MAC Second Team

Xavier Castaneda, G, Akron, Sr.
Kevin Miller, G, Central Michigan, So.
Emoni Bates, F, Eastern Michigan, So.
Malique Jacobs, G, Kent State, R-Sr.
Setric Millner Jr., F, Toledo, Sr.

OPENING MAC PLAY

Akron is 23-8 in MAC openers since joining the league in 1992. Over the last 16 seasons, the Zips are 14-3 in MAC openers. Akron has won the last 14-of-15 MAC openers, including a 5-1 mark under head coach John Groce. The Zips fell in Groce's initial MAC opener, but have won four straight leading into the 2022-23 opener.

HOME SWEET HOME

The Zips own a 449-135 (.767) all-time record at Rhodes Arena. In the last 16 seasons, Akron has posted a 245-38 (.864) record at the JAR. Under coach Groce Akron is 70-13 (.825) at home. The Zips are 8-0 at home in 2022-23. Akron went 12-4 at Rhodes Arena in Groce's first year as head coach and followed with a 14-3 effort. The Zips went 15-2 at home in 2019-20 en route to the regular season MAC Championship. During COVID shortened season, Akron posted a 9-1 mark at the JAR (2020-21) and last season the Zips posted a 12-3 record. Groce became the third Akron coach since 1940 to win his first six home games in the first season as head coach. The Zips rattled off seven straight wins at the JAR before falling in the MAC home opener to Buffalo. The Zips set the all-time longest home winning streak record at Rhodes Arena with 30 consecutive wins during the 2015-17 seasons, replacing the 26-game run the Zips made during the 1985-87 seasons under head coach Bob Huggins. The streak ranked No. 2 in the NCAA.

TEAM CAPTAINS

For the first time in six seasons, Akron head coach John Groce named captains for Zips basketball. Enrique Freeman, Xavier Castaneda, Greg Tribble and Trendon Heankerson were nominated and accepted their new roles as Akron heads into Mid-American Conference play.

MR. DOUBLE-DOUBLE

Enrique Freeman is averaging a double-double in points and rebounds, scoring 13.7 points per game and grabbing 10.4 boards per contest. He ranks 14 in the NCAA with six double-double which tops the MAC. He pulled down double-digit rebounds in 9-of-14 outings, including a 15-rebound, 27-point performance in the MAC opener against NIU. He also opned the season with a 14-rebound, 23-point effort against South Dakota State. In addition, he has eight double-digit scoring efforts, scoring 18 (2x), 17 (2x), 14, 11 and 10-points. He is currently ranked in double-doubles (6 - 14th-NCAA, 1st-MAC), rebounds per game (10- 13th-NCAA, 1st-MAC), offensive rebounds per game (3.38 - 27th-NCAA, 1st-MAC), defensive rebounds per game (6.62 - 32nd-NCAA, 1st-MAC), total rebounds (130- 38th-NCAA, 1st-MAC) and field goal percentage (57.0 - 46th NCAA - 3rd MAC).

X FACTOR

Xavier Castaneda leads the Akron Zips and is second in the MAC in scoring with 19.5 points per game (26th NCAA, 2nd MAC). He scored in double figures 12-of-13 games, including a pair of 30+ point performances. He set a career-high 33 points against Maine and opened the season with 31 points against South Dakota State. Castaneda registered four 20+ point efforts against LSU (28), Jackson State (23) and Mississippi State (20). He is shooting 41.3 percent from long distance (48th NCAA, 1st MAC) and averages 3.3 trifectas per game (13th NCAA, 2nd MAC) with a team-best 43 triples (22nd NCAA, 1st MAC). Castaneda is the squad's assist leader, dishing out 3.0 helpers per game with 39 assists to date. He ranks in the NCAA Top 50 in free throws made (83 - 3rd NCAA, 1st MAC), free throw attempts (103 - 10th NCAA, 1st MAC), total points (254 - 61st NCAA, 1st MAC), 3-pointers attempted (104 - 37th NCAA, 2nd MAC). Castaneda was named to the 2022 Cayman Islands Classic All-Tournament team, averaging 18.3 points, 4.3 rebounds and 2.7 assists.

JOHNSON N JOHNSON

Freshmen Nate Johnson (redshirt) and Tavari Johnson are starting to impact the Zips offensive output. Nate Johnson averages 19.6 minutes per game, scoring 4.0 points on 44.9 percent shooting from the floor. He shoots 45.0 percent from deep, draining 9-of-20 long-distance buckets. He impacts both ends of the floor, grabbing 39 rebounds for 2.8 per game and owns a second-best 13 steals. Tavari Johnson had a breakout game against Nevada in the Cayman Islands with a career-high 21 points on 9-of-10 shooting from the field and a perfect 3-of-3 showing from downtown. He joined the starting lineup on Dec. 4 and averages 19.6 minutes and 7.2 points per game. He shoots 45.7 percent from the floor and 40.0 percent from deep with 14 made trifectas. He adds 26 assists and 31 rebounds.

LAST TIME VS BALL STATE

Akron recoded the 20th win of the season, defeating Ball State 79-60 at Worthen Arena. Xavier Castaneda led Akron with 22 points on 7-of-13 shooting from the field, including a 5-of-10 effort from deep. Enrique Freeman followed with his 16th double-double performance of the year, collecting 18 points with 16 rebounds. Akron used a smothering defense to take a 6-0 lead and cause five Ball State turnovers in the opening 6:30. The Zips never trailed and led from the opening tap as sophomore Greg Tribble netted Akron's first points Akron extended the lead to 22-10 and continued to play swarming defense for a 12-point advantage by the 7:49 mark. During that span Dawson knocked down a pair of trifectas and had three steals.

Akron went six minutes without scoring a still led by double digits until Ball State connected with a free throw with 2:50 left in the first half, but Ali quickly answered and pushed the lead back to 11 points, 24-13. Zips closed out the half with a 32-20 lead. In the second half, Akron stretched the lead to as many as 21 points, shooting 55.6 percent from the floor (24-of-55) and 53.8 percent from deep (7-of-13) in the second stanza.

For the game, Akron converted 20-of-25 free throws to finish 80.0 percent from the charity stripe. The Zips knocked down 10-of-11 bonus buckets in the first half. Tyler Cochran led the Cardinals in scoring with 18 points and grabbed 10 rebounds as Ball State edged the Zips on the glass 37-31. Demarius Jacobs added 10 points.



AKRON'S RECORD WHEN...

At home	8-0
On the road	0-2
Neutral	1-3
Playing on National TV	0-0
In overtime	1-0
In games decided by 1-2 points	1-0
In games decided by 3-5	1-1
In games decided by 6-10 points	2-0
In games decided by 11-20 points	2-3
In games decided by 21 or more	3-0
Scoring First	7-1
Leading at half	6-1
Tied at half	0-0
Trailing at half	1-4
Leading with 10:00 remaining	7-1
Trailing with 10:00 remaining	2-4
Tied with 10:00 remaining	0-0
Leading with 5:00 remaining	8-1
Trailing with 5:00 remaining	1-4
Tied with 5:00 remaining	1-0
UA shoots 50% or better	5-0
UA shoots less than 50%	4-5
UA shoots better than opponent	8-1
UA shoots worse than opponent	1-4
UA shoots the same FG% as opponent	0-0
Opponent shoots 50% or better	3-3
UA out-rebounds opponent	6-3
Opponent out-rebounds UA	2-2
Rebounds are tied	1-0
UA shoots 70% or better at FT line	6-1
UA has more FT attempts	6-2
Opponent has more FT attempts	2-3
FT attempts are tied	0-0
UA shoots 40% or better from 3-point	4-3
UA shoots under 40% from 3-point	5-2
UA has more turnovers than opponent	0-3
UA has less turnovers than opponent	7-2
Turnovers are tied	2-0
UA scores 90-plus points	0-0
UA scores 80-89 points	6-0
UA scores 70-79 points	1-0
UA scores 60-69 points	2-0
UA scores 50-59 points	0-5
UA scores 49 or less points	0-0
Opponent scores 90-plus points	0-0
Opponent scores 80-89 points	1-0
Opponent scores 70-79 points	1-3
Opponent scores 60-69 points	0-2
Opponent scores 50-59 point	4-0
Opponent scores 49 or less points	1-0

AKRON STREAKS...

Current Streak	Won 2
Home Court Streak	Won 10
Road Streak	Lost 2
Neutral Court Streak	Lost 2
Last 5 Games	4-1
Last 10 Games	6-4

AKRON BY MONTH...

November	3-4
December	5-1
January	1-0
February	0-0
March	0-0

AKRON BY DAY OF THE WEEK...

Sunday	2-0
Monday	3-0
Tuesday	2-1
Wednesday	1-1
Thursday	0-1
Friday	1-1
Saturday	0-1

LAST TIME OUT

New year, new chapter of the season and first Mid-American Conference win of the campaign as the Akron Zips defeated Northern Illinois 76-51 on Tuesday at James A. Rhodes Arena. Behind the seventh double-double this season from junior forward Enrique Freeman (Cleveland, Ohio), who scored a season-high 27 points and tied his season best with 15 rebounds, the Zips rode a dominant defensive performance for the first MAC win.

Freeman and junior guard Greg Tribble (Cincinnati, Ohio) directed the Akron defense that hassled the Huskies (4-10, 0-1 MAC) into 35-percent shooting and forced 19 turnovers, which the Zips (9-5, 1-0 MAC) converted into 24 points on offense. Tribble, helping carry the scoring load with leading scorer Xavier Castañeda out with an injury, proved to be efficient with a season-high 16 points on just six shot attempts.

The game turned early in the second half as Akron found its shooting stroke and kept pressuring the visitors defensively, stifling a struggling Northern Illinois attack. Following the back-and-forth first half, the Zips stunned the visitors with a 16-5 run punctuated by a fastbreak 3-pointer from freshman guard Tafari Johnson (LaGrange Park, Ill.) to stretch its lead to 13 (44-31). The blue and gold were never threatened the rest of the way, leading by as many as 25 en route to their eighth win in as many home games this season.

The contest quickly shaped up as a defensive battle, with the two sides combining for 38.4-percent shooting in the opening half. Akron kept itself in the game at the foul line, offsetting a slow shooting start with eight points from the stripe before intermission. Tribble's hustle and defensive energy helped turn the tide late in the half, as the junior guard drained two free throws, then delivered a steal and a subsequent layup on the other end before a corner 3-pointer by sophomore guard Kobe Mitchell (and a dunk by Freeman capped an 11-0 run that staked the Zips to a 28-21 lead.

Sophomore guard Zarique Nutter topped Northern Illinois with 11 points and the Huskies also got 10 from junior guard Keshawn Williams in defeat.

RETURN TO THE CAYMAN ISLANDS CLASSIC

The Akron men's basketball team placed fourth overall at the 2022 Cayman Islands Classic as the Zips fell 62-58 to Nevada at John Gray Gymnasium. The Zips finished the tournament 1-2, defeating Western Kentucky (72-53) to advance to the semifinals before falling to LSU (73-58). Xavier Castañeda earned All-Tournament team honors. In three games, Jackson averaged 18.3 points, 4.3 rebounds and 2.7 assists. Castañeda posted a 28-point performance against LSU.

In 2018, Akron went 1-2 in its inaugural Cayman Islands Classic appearance at John Gray Gymnasium. The Zips opened against No. 16 ranked Clemson, falling 72-69. Akron and Illinois State battled in the second game as the Redbirds posted a 73-68 win. The Zips played St. Bonaventure in their final game and rallied to a 61-49 win. Loren Cristian Jackson earned All-Tournament team honors. In three games, Jackson averaged 16.3 points, 4.3 Assists and 2.3 rebounds. Jackson opened the tournament with a 25-point performance against No. 16 ranked Clemson.

CAYMAN ISLANDS CLASSIC RECAP

Akron advanced to the semifinal round of the 2022 Cayman Islands Classic after defeating Western Kentucky 72-53. Enrique Freeman registered his third double-double of the season as he led the Zips with 18 points and 11 rebounds. Greg Tribble matched Freeman's team-high 11 rebounds as the Zips owned the glass, posting a lopsided 43-16 rebounding advantage. Xavier Castañeda followed with 16 points, while three players recorded nine points - Tribble, Tondon Hankerson and Nate Johnson. Johnson shot perfect from downtown, draining all three of his 3-point attempts, while Hankerson (2 of 4) and Tribble (1 of 2) shot 50-percent from beyond the arc.

Akron held a two-point lead at halftime, but couldn't overcome an 8-2 run to open the second half as LSU defeated the Zips 73-58 in the semifinal round of the 2022 Cayman Island Classic. Xavier Castañeda led Akron in scoring with a game-high 28 points while adding six rebounds and four assists. Sammy Hunter followed with 13 points and Enrique Freeman grabbed a game-high 10 rebounds. Akron won the battle of the glass, outrebounding LSU 36-31.

Akron placed fourth overall at the 2022 Cayman Islands Classic as the Zips fell 62-58 to Nevada. Freshman Tafari Johnson (Chicago, Ill.) led the Zips offense with a career-high 21 points on 9-of-10 shooting from the field, including a perfect 3-of-3 from beyond the 3-point arc. Xavier Castañeda followed in scoring for Akron with 11 points, while Enrique Freeman added nine points and a team-best nine rebounds. Tondon Hankerson pulled down a second-best seven rebounds as the Zips and Wolf Pack were deadlocked at 33 rebounds apiece.

FREEMAN 2022-23 LOU HENSON NATIONAL PLAYER OF THE YEAR WATCH LIST

Junior Enrique Freeman (Cleveland, Ohio) has been named to the 2022-23 Lou Henson National Player of the Year Watch List, CollegInsider.com announced on Wednesday (Nov. 23). Freeman is one of 50 players on the watch list and one of four from the Mid-American Conference to be considered for the 2022-23 mid-major national player of the year award. Freeman is joined by Emoni Bates (Eastern Michigan), Sincere Carry (Kent State) and RayJ Dennis (Toledo).

FREEMAN, CASTANEDA TABBED PRESEASON ALL-MAC, ZIPS PICKED THIRD

Freeman earned first team preseason All-MAC accolades, while Castañeda was selected second team All-MAC. The Zips received two first place votes and 127 voting points overall for the third-place ranking, while Kent State and Toledo were picked to finish first and second with six first-place votes (135 pts.) and four first-place votes (131 pts.), respectively.

Freeman was named 2022 MAC Defensive Player of the Year, MAC Tournament MVP and Second Team All-MAC and finished the 2022 campaign ranked No. 1 in the NCAA in field goal percentage (.665). He landed in the nation's Top 20 in six categories: No. 4 total rebounds (367), No. 6 rebounds per game (10.8), No. 8 double-



1,000 CAREER POINT CLUB

Rk.	Pts.	(Games)
1.	2,583*	Joe Jakubick, 1980-84 (108)
2.	2,028	Len Paul, 1969-73 (107)
3.	1,810	Eric McLaughlin, 1985-89 (115)
4.	1,657	John Britton, 1975-79 (91)
5.	1,630	Bill Turner, 1962-67 (106)
6.	1,587	Loren Cristian Jackson, 2018-21 (87)
7.	1,577	Jimmal Ball, 1997-2000 (107)
8.	1,491	Romeo Travis, 2004-07 (122)
9.	1,445	Don Williams, 1963-67 (107)
10.	1,442	Alex Adams, 1959-73 (85)
11.	1,437	Bob Smith, 1964-68 (102)
12.	1,425	Mike Harkins, 1951-56 (65)
13.	1,415	Mark Alberts, 1988-93 (106)
14.	1,413	Shawn Roberts, 1985-89 (117)
15.	1,377	Darryl Peterson, 2002-06 (122)
16.	1,374	Isaiah Johnson, 2013-2017 (136)
17.	1,319	Jim Fenton, 1951-54 (66)
18.	1,283	Jami Bosley, 1998-2000 (75)
19.	1,265	Zeke Marshall, 2010-13 (138)
20.	1,259	Jimond Ivey, 2015-2019 (133)
21.	1,258	Fritz Nagy, 1943-47 (63)
22.	1,229	Fred Golding, 1955-59 (97)
23.	1,217	Bob Whaley, 1956-60 (99)
24.	1,215	George Phillips, 1996-2000 (109)
25.	1,210	Jerry Sloan, 1964-68 (100)
26.	1,193	Climon Lee, 1957-61 (95)
27.	1,190	Derrick Tarver, 2003-04 (55)
28.	1,185	Anthony Buford, 1987-90 (80)
29.	1,158	Nikola Cvetinovic, 2009-12 (141)
30.	1,152	Ray Pryear, 1955-59 (91)
31.	1,151	Jeremiah Wood, 2004-08 (101)
32.	1,147	Daniel Utomi, 2015-2019 (97)
33.	1,143	Ryan Andrick, 1996-2000 (102)
34.	1,142	Brett McKnight, 2007-11 (125)
35.	1,136	Andy Hipsher, 2000-04 (120)
36.	1,120	Cedrick Middleton, 2005-08 (130)
37.	1,108	Marcel Boyce, 1985-87 (59)
38.	1,091	Demetrius Treadwell, 2012-2014 (96)
39.	1,087	Nick Dials, 2006-08 (101)
40.	1,086	Larry Jenkins, 1970-74 (75)
41.	1,055	Bobby Walker, 1946-50 (75)
42.	1,046	Dru Joyce, 2004-07 (123)
43.	1,041	Hank Vaughn, 1946-50 (75)
44.	1,023	Nate Linhart, 2006-09 (134)
45.	1,019	Antino Jackson, 2014-2017 (106)
46.	1,013	Sam Serves, 1942-47 (94)

*Top 50 in NCAA history

GROCE DEBUTS WITH A WIN

Zips' head coach John Groce has spent over two decades on the sidelines of a basketball court as a coach and enters his 15th season as the lead man, and sixth at Akron. On April 6, 2017, Groce was named the 22nd head coach in Akron Basketball history.

On Nov. 11, 2017, Groce and the Zips accomplished something that has only been done 10 times in Akron's history, debuting a coaching career with a win. Akron defeated Cleveland State 67-57 in Groce's Akron coaching debut to become the first coach since the 1984-85 season to win their initial game.

In fact, the last coach to start his Akron career with a win was Bob Huggins during the 1984-85 season against Western Illinois, 64-57. Prior to Huggins, six coaches were unsuccessful in accomplishing that feat since Thomas Dowler did so in 1939-40 against Franklin, 34-25.

doubles (18), No. 9 defensive rebounds per game (7.53) and No. 19 offensive rebounds per game (3.26). Freeman was one of 13 players in the NCAA to average a double-double in points (13.2) and rebounds (10.8). He led the MAC in 5-of-6 categories, ranking No. 2 in offensive rebounds per game.

Castaneda averaged a second-best 13.6 points per game and led the squad from behind the 3-point arc, shooting 37.3 percent (75 of 201) with a team-best 75 made 3-pointers. He scored in double figures 27 times with four 20+ point performances. He finished in third in the MAC for free throw percentage with 82.3 percent (107 of 130) en route to being named All-MAC Honorable Mention. Castaneda also garnered 2022 MAC All-Tournament Team honors.

AKRON BASKETBALL AT A GLANCE

The Zips return nine players from last season's championship squad and adds six newcomers headlined by transfers graduate Trendon Hankerson (Novi, Mich.) and junior Sammy Hunter (Nassau, Bahamas). Also joining the Blue and Gold for 2022-23 are freshmen Tavari Johnson (Chicago, Ill.), Amani Lyles (Columbus, Ohio), Prince Mosengo (Congo, Africa) and Ryan Prather, Jr. (Clarksburg, Md.).

- Akron is 40-16 over the last three years in MAC play, best winning percentage (.714) in the conference
- 2022 Mid-American Conference Tournament Champions
- Posted a 24-10 record, including 14-6 mark in league play
- The 2019-20 MAC regular season champions finished with school-record 24 regular season wins (postseason cancelled due to COVID-19)
- Akron entered the 2022 NCAA Tournament with an eight-game winning streak

ZIPS IN THE MAC TOURNAMENT

Akron is 35-20 all-time in the MAC Tournament, 27-9 in its last 36 tournament games. The Zips have won at least one game in the MAC Tournament every year since the 2004-05 season and set an unprecedented 15-of-17 semifinal appearances. The Zips' runs of the consecutive title game (7) and semifinal appearances (13) are the longest streaks in MAC history. The Zips are 29-14 at Rocket Mortgage FieldHouse. Akron is 7-6 in opening round games, 1-0 second round, 12-4 in the quarterfinals, 10-4 semifinals, and 5-6 in title games.

AKRON'S RUN TO THE DANCE

Akron to the 2022 MAC Tournament Championship and fifth appearance all-time in the NCAA Tournament. The Zips finished the season 24-10 overall record with a 14-6 league mark, finishing tied for third in regular-season MAC play. As the fourth seed, the Zips defeated fifth-seeded Buffalo (70-68) and top-seeded Toledo (70-62) before posting a 20-point win over second-seeded Kent State (75-55) in the MAC title game. The Zips closed out regular season play on a five-game winning streak and added three consecutive wins to secure the 2022 MAC title. After winning eight consecutive contests, Akron entered the NCAA Tournament as a No. 13 seed and played against the No. 4 seed UCLA Bruins in the First Round of the East Region at the Moda Center in Portland, Oregon on March 17, 2022. The Zips fell 57-53.

LAST TIME AT THE JAR

New year, new chapter of the season and first Mid-American Conference win of the campaign as the Akron Zips defeated Northern Illinois 76-51 on Tuesday at James A. Rhodes Arena.

Behind the seventh double-double this season from junior forward Enrique Freeman (Cleveland, Ohio), who scored a season-high 27 points and tied his season best with 15 rebounds, the Zips rode a dominant defensive performance for the first MAC win.

Freeman and junior guard Greg Tribble (Cincinnati, Ohio) directed the Akron defense that hassled the Huskies (4-10, 0-1 MAC) into 35-percent shooting and forced 19 turnovers, which the Zips (9-5, 1-0 MAC) converted into 24 points on offense. Tribble, helping carry the scoring load with leading scorer Xavier Castañeda out with an injury, proved to be efficient with a season-high 16 points on just six shot attempts.

The game turned early in the second half as Akron found its shooting stroke and kept pressuring the visitors defensively, stifling a struggling Northern Illinois attack.

Following the back-and-forth first half, the Zips stunned the visitors with a 16-5 run punctuated by a fastbreak 3-pointer from freshman guard Tavari Johnson (LaGrange Park, Ill.) to stretch its lead to 13 (44-31). The blue and gold were never threatened the rest of the way, leading by as many as 25 en route to their eighth win in as many home games this season.

The contest quickly shaped up as a defensive battle, with the two sides combining for 38.4-percent shooting in the opening half. Akron kept itself in the game at the foul line, offsetting a slow shooting start with eight points from the stripe before intermission.

Tribble's hustle and defensive energy helped turn the tide late in the half, as the junior guard drained two free throws, then delivered a steal and a subsequent layup on the other end before a corner 3-pointer by sophomore guard Kobe Mitchell (and a dunk by Freeman capped an 11-0 run that staked the Zips to a 28-21 lead.

Sophomore guard Zarique Nutter topped Northern Illinois with 11 points and the Huskies also got 10 from junior guard Keshawn Williams in defeat.



MAC STANDINGS

TEAM	MAC	OVERALL	STREAK
Kent State	1-0	11-3	W5
Ball State	1-0	10-4	W6
Akron	1-0	9-5	W2
Bowling Green	1-0	7-7	W3
Buffalo	1-0	7-7	W1
Central Michigan	1-0	6-8	W2
Toledo	0-1	9-5	L1
Ohio	0-1	8-6	L1
Miami	0-1	6-8	L1
Northern Illinois	0-1	4-10	L1
Western Michigan	0-1	4-10	L2
Eastern Michigan	0-1	3-11	L2

MAC TEAM STATISTICS

	Rank	Stat/G
Scoring Offense	9th	69.9
Scoring Defense	2nd	61.8
Scoring Margin	3rd	+8.1
Free Throw %	12th	.680
Field Goal %	12th	.419
Opp. FG%	2nd	.414
3-point %	7th	.340
Opp. 3-point FG %	12th	.338
3-pointers Made	2nd	8.6
Total Rebounds	5th	37.6
Opp Rebounds	3rd	33.4
Offensive Rebounds	5th	11.1
Defensive Rebounds	4th	26.5
Rebound Margin	2nd	4.3
Turnover Margin	3rd	1.64
Assist/Turnover Ratio	4th	1.11
Assists	7th	13.14
Blocked Shots	10th	2.5
Steals	5th	7.0

MAC INDIVIDUAL STATISTICS

	Player	Rank	Stat/G
Scoring	Castaneda	2nd	19.5
	Freeman	16th	13.7
Rebounding	Freeman	1st	10.4
	Freeman	7th	.568
Field Goal %	Freeman	7th	.568
Free Throw %	Castaneda	14th	.806
	Freeman	25th	.531
3-Point %	Castaneda	5th	.413
	T. Johnson	9th	.400
3-Pointers Made	Hankerson	11th	.390
	Castaneda	2nd	3.3/43
Assists	Hankerson	10th	2.1/30
	Castaneda	10th	3.0/39
Assist/TO Ratio	Freeman	45th	2.3/32
	Castaneda	5th	1.6
Blocks	Freeman	19th	0.9/14
Steals	T. Johnson	22nd	1.1/14
	Castaneda	23rd	1.1/14
Minutes	Castaneda	10th	32.6
	Hankerson	13th	32.1
	Freeman	21st	29.9

USA TODAY COACHES POLL

RK	SCHOOL	REC	PTS	PR
1	PURDUE	13-0	798	1/NR
2	HOUSTON	14-1	740	1/4
3	KANSAS	12-1	720	3/9
4	ARIZONA	13-1	693	4/13
5	CONNECTICUT	14-1	659	2/NR
6	TEXAS	12-1	652	2/12
7	ALABAMA	11-2	560	5/19
8	UCLA	13-2	559	7/21
9	TENNESSEE	11-2	556	7/21
10	GONZAGA	12-3	510	2/18
11	VIRGINIA	10-2	494	2/18
12	MIAMI-FLORIDA	13-1	38012/NR	
13	ARKANSAS	11-2	377	7/13
14	DUKE	11-3	370	8/16
15	WISCONSIN	10-2	32615/NR	
16	BAYLOR	10-3	290	6/16
17	TEXAS CHRISTIAN	12-1	27316/NR	
18	XAVIER	12-3	24618/NR	
19	INDIANA	10-3	226	8/21
20	AUBURN	11-2	13114/24	
21	MISSOURI	12-1	13021/NR	
22	NEW MEXICO	14-0	11822/NR	
23	OHIO ST.	10-3	11221/NR	
24	ILLINOIS	9-4	65	14/24
25	KENTUCKY	9-4	62	4/25
25	IOWA STATE	10-2	62	20/NR

ASSOCIATED PRESS (AP) POLL

RK	SCHOOL	REC	PTS	PR
1	PURDUE (60)	13-0	1,524	1
2	HOUSTON	14-1	1,417	3
3	KANSAS	12-1	1,351	4
4	UCONN (1)	14-1	1,342	2
5	ARIZONA	13-1	1,334	5
6	TEXAS	12-1	1,185	6
7	ALABAMA	11-2	1,132	8
8	TENNESSEE	11-2	1,114	7
9	GONZAGA	12-3	1,003	10
10	UCLA	13-2	993	11
11	VIRGINIA	10-2	926	13
12	MIAMI (FLA.)	13-1	814	14
13	ARKANSAS	11-2	717	9
14	WISCONSIN	10-2	639	15
15	INDIANA	10-3	558	16
16	DUKE	11-3	554	17
17	TCU	12-1	545	18
18	XAVIER	12-3	531	T-22
19	BAYLOR	10-3	520	12
20	MISSOURI	12-1	329	NR
21	NEW MEXICO	14-0	290	T-22
22	AUBURN	11-2	287	20
23	CHARLESTON	14-1	116	NR
24	OHIO STATE	10-3	114	NR
25	IOWA STATE	10-2	94	NR

MID-MAJOR TOP 25 (DEC. 26)

RK	SCHOOL	REC	PTS	PR
1	GONZAGA (31)	12-3	775	1
2	CHARLESTON	12-1	728	2
3	SAINT MARY'S	10-4	705	3
4	KENT STATE	10-3	670	4
5	DRAKE	10-3	594	7
6	LOUISIANA	10-2	574	5
7	SAM HOUSTON	10-2	558	6
8	YALE	10-3	516	10
9	IONA	9-4	506	9
10	SOUTHERN MISS	11-2	454	8
11	UC SANTA BARBARA	9-2	426	11
12	MARSHALL	11-2	416	14
13	TOLEDO	8-4	400	13
14	ORAL ROBERTS	10-3	364	16
15	INDIANA STATE	9-4	329	12
16	SANTA CLARA	12-3	241	17
17	SAN FRANCISCO	11-4	239	22
18	UNCW	10-3	221	20
19	BRADLEY	9-4	206	NR
20	FURMAN	9-4	172	24
21	UMASS-LOWELL	12-2	129	25
22	NORTHWESTERN STATE	8-4	121	19
23	JAMES MADISON	9-4	85	15
24	GRAND CANYON	9-4	81	23
25	LIBERTY	9-4	73	NR

NCAA MEN'S BASKETBALL NET RANKINGS

RK	SCHOOL	REC	PR
1	HOUSTON	14-1	1
2	UCONN	14-1	2
3	TENNESSEE	11-2	3
4	PURDUE	13-0	4
5	ARIZONA	13-1	5
6	UCLA	13-2	7
7	KANSAS	12-1	6
8	ALABAMA	11-2	8
9	TEXAS	12-1	9
10	OHIO ST.	10-3	15
11	FLA. ATLANTIC	10-1	10
12	ARKANSAS	11-2	11
13	GONZAGA	11-3	12
14	SAINT MARY'S (CA)	12-4	14
15	WEST VIRGINIA	10-3	13
16	VIRGINIA	10-2	16
17	DUKE	11-3	17
18	NEW MEXICO	13-0	18
19	INDIANA	10-3	19
20	RUTGERS	9-4	21
21	XAVIER	12-3	20
22	SAN DIEGO ST.	10-3	23
23	UTAH ST.	11-2	22
24	BAYLOR	10-3	24
25	SAM HOUSTON	7-3	25
119	AKRON	9-5	123
102	BALL STATE	10-4	100



Ken Pomeroy NCAA Rankings

Scouting Report ?

Data through games of Tuesday, January 3

Conference only

Category	Offense	Defense	D-I Avg
Adj. Efficiency	100.3 206	113.1 358	101.7
Adj. Tempo	71.0 53		68.1
Avg. Poss. Length	17.1 147	16.8 62	17.4
Four Factors			
Effective FG%	48.5 245	57.1 357	50.0
Turnover %	16.3 41	16.9 290	19.0
Off. Reb. %	26.9 237	31.7 282	28.8
FTA/FGA	31.5 167	37.9 306	31.1
Miscellaneous Components			
3P%	33.7 159	35.0 251	33.5
2P%	47.5 267	60.2 359	49.8
FT%	74.7 68	68.0 82	70.8
Block%	7.9 101	6.1 301	9.1
Steal%	9.4 192	8.9 206	9.5
Non-Stl TO%	6.9 15	7.9 318	9.4
Style Components			
3PA/FGA	32.6 296	40.5 275	37.6
A/FGM	36.8 363	44.0 41	51.5
Point Distribution (% of total points)			
3-Pointers:	27.4 272	30.4 199	30.9
2-Pointers:	53.1 119	51.2 169	51.0
Free Throws:	19.5 118	18.4 157	18.1
Strength of Schedule			
Components:	101.5 203	102.3 214	101.7
Overall:	-0.81 209		0.00
Non-conference:	+0.17 172		0.00
Personnel			
Bench Minutes:	30.6% 192		31.1%
D-1 Experience:	1.10 yrs 321		1.90
Minutes Continuity:	27.8% 276		41.5%
Average Height:	77.8" 69		77.1"
2-Foul Participation:	29.6% 95		22.0%

Ken Pomeroy MAC Rankings

Scouting Report ?

Data through games of Tuesday, January 3

Conference only

Category	Offense	Defense	D-I Avg
Efficiency	88.8 10	124.3 11	101.7
Tempo	73.2 3		68.1
Avg. Poss. Length	16.2 3	16.2 4	17.4
Four Factors			
Effective FG%	30.3 12	60.3 11	50.0
Turnover %	19.1 8	16.4 8	19.0
Off. Reb. %	39.6 4	41.2 11	28.8
FTA/FGA	51.6 2	17.6 1	31.1
Miscellaneous Components			
3P%	13.6 11	43.5 11	33.5
2P%	35.7 12	57.8 11	49.8
FT%	78.8 4	75.0 6	70.8
Block%	14.3 12	4.4 9	9.1
Steal%	9.6 8	5.5 10	9.5
Non-Stl TO%	9.6 6	10.9 3	9.4
Style Components			
3PA/FGA	34.4 7	33.8 5	37.6
A/FGM	27.8 9	50.0 9	51.5
Point Distribution (% of total points)			
3-Pointers:	13.8 11	33.0 3	30.9
2-Pointers:	46.2 10	57.1 2	51.0
Free Throws:	40.0 1	9.9 12	18.1
Strength of Schedule			
Components:	101.5 203	102.3 214	101.7
Overall:	-0.81 209		0.00
Non-conference:	+0.17 172		0.00
Personnel			
Bench Minutes:	30.6% 192		31.1%
D-1 Experience:	1.10 yrs 321		1.90
Minutes Continuity:	27.8% 276		41.5%
Average Height:	77.8" 69		77.1"
2-Foul Participation:	29.6% 95		22.0%

WHAT IS A ZIP?

- One of the unique nicknames in collegiate athletics belongs to The University of Akron.
- Originally Zippers, athletic director Kenneth "Red" Cochrane officially shortened the nickname to the Zips in 1950. Twenty-five years earlier a campus-wide contest had been conducted to choose a nickname for the University's athletics teams.
- Suggestions submitted by students, faculty, and alumni included GoldenBlue Devils, Tip Toppers, Rubbernecks, Hillbillies, Kangaroos, and Cheveliers.
- The winner, freshman Margaret Hamlin, received a prize of \$10 for Zippers, a \$6 pair of rubber overshoes and a brand name of the BF Goodrich Company.
- The evolution of Zippy, UA's mascot, began 40 years ago when the student council decided the University needed a mascot.
- "Zippy" the kangaroo was officially declared the school's mascot on May 1, 1953. The first known printed reference to the mascot as "Zippy" was a 1965 Zip football press brochure. The Buchtelite's first use of the name "Zippy" came Sept. 24, 1965, in an identification of a photo of the cheerleaders listing "Mascot - 'Zippy' - Charles Huettner."
- In 2007, Zippy was named the Capital One National Mascot of the Year.

REGULAR SEASON TOURNAMENTS

Akron is 68-46 all-time and 47-39 in the Division I era (since 1980) in regular season tournaments and 8-11 over the last six years under Groce. Akron posted a 1-2 record at the 2022 Cayman Islands Classic, defeating Western Kentucky and advancing to the semifinals before falling to LSU and finishing fourth overall after falling to Nevada. The Zips registered a 1-2 record in the 2021 Gulf Coast Showcase, 3-1 record in the Global Sports Shootout and 1-1 mark in the DC Holiday Hoops Fest. In 2018-19, the Zips went 2-2 at the Cayman Island Classic, and in Groce's first season, Akron posted an 0-3 mark at the 2018 Diamond Head Classic. Akron has posted multiple wins in 13 of the last 16 in-season tournaments, including three championships. The Zips won two tournaments in 2016-17, the Savannah Invitational (4-0) and Don Haskins Sun Bowl Invitational (2-0). In 2015-16, Akron went 2-0 at the Las Vegas Holiday Hoops Classic to claim the title. In 2014-15, Akron posted a 2-1 record in the Gildan Charleston Classic following the previous tournament runs at the Puerto Rico Tip-Off (2012, 2-1), 2K Sports Classic (2011, 2-2), the Las Vegas Holiday Hoops Classic (2010, 3-1), the Glenn Wilkes Classic (2009, 2-2), the Legends Classic (2008, 2-2), the Top of the World Classic (2007, 2-1) and the San Juan Shootout (2005, 2-1).

BEST START TO A SEASON


The 2015-16 Akron Zips started the season with a 3-0 winning streak. The three consecutive wins to open the season marks the best start in the Division I era of Akron men's basketball history. In addition, the 13-2 start was the best opening to a season in Akron basketball's Division I era, while the Zips win over the Arkansas Razorbacks marked the fifth consecutive season the Zips posted a win over a Power Five Conference opponent.

STARTING THE SEASON OFF RIGHT

The Zips are 75-47 (.610) all-time in season openers with a 61-12 (.829) home record and 14-35 (.285) on the road. Since the 2004-05, UA is 13-6 (.667) when opening the season, standing 10-1 (.875) at home, 3-5 (.429) on the road and 4-1 (.800) under head coach John Groce.


Akron owns a 100-21 (.822) home-opening record and 36-4 (.897) at Rhodes Arena. The Zips have been winners in the last 20-of-21 home opening games. Akron is 19-8 in MAC openers, 11-1 at home since joining the league in 1992. Over the last 16 seasons, the Zips are 13-3 in MAC openers and 7-1 at home. Akron has won the last 8-of-9 MAC openers.

Akron is 22-8 in MAC openers since joining the league in 1992. Over the last 16 seasons, the Zips are 13-3 in MAC openers. Akron has won the last 13-of-14 MAC openers, including a 4-1 mark under head coach John Groce. The Zips fell in Groce's initial MAC opener, but have won four straight leading into the 2022-23 opener.



0

AMANI LYLES
Freshman • F
Columbus, Ohio



1

GARVIN CLARKE
Sophomore • G
Nassau, Bahamas




2

GREG TRIBBLE
Junior • G
Cincinnati, Ohio



3

KOBE MITCHELL
Freshman • G
Cadiz, Ohio



4

TRENDON HANKERSON
Graduate • G
Novi, Mich.



5

TAVARI JOHNSON
Freshman • G
LaGrange Park, Ill.



10

RYAN PRATHER JR.
Freshman • G
Clarksburg, Md.



11

SAMMY HUNTER
Junior • C
Senegal, Africa




12

PAT MAYFIELD
Freshman • G
Elgin, Ill.



13

XAVIER CASTANEDA
Senior • G
Chicago, Ill.



20

EVAN WILSON
Sophomore • G
Noblesville, Ind.



22

MIKAL DAWSON
Junior • G
Huntington, W.Va.



23

PRINCE MOSENGO
Freshman • F
DR Congo, Africa



25

ENRIQUE FREEMAN
Junior • F
Cleveland, Ohio



34

NATE JOHNSON
Freshman • G
Liberty Township, Ohio



JOHN GROCE
Head Coach



DUSTIN FORD
Associate Head Coach



ROB FULFORD
Assistant Coach



ROBBY PRIDDEN
Assistant Coach



JON EKEY
Director of Basketball Operations



NUMERICAL ROSTER

No.	Name	Pos.	Ht.	Wt.	Yr.	Hometown (High School Previous School)
0	Amani Lyles	F	6-7	226	Fr.	Columbus, Ohio Beechcroft
1	Garvin Clarke	G	6-0	184	So.	Nassau, Bahamas Euclid Cleveland Heights
2	Greg Tribble	G	6-1	195	Jr.	Cincinnati, Ohio Winton Woods Huntington Prep
3	Kobe Mitchell	G	6-2	190	Fr.	Cadiz, OH Harrison Central
4	Trendon Hankerson	G	6-2	185	Gr.	Novi, Mich Novi Northern Illinois
5	Tavari Johnson	G	5-11	155	Fr.	LaGrange Park, Ill. Lyons
10	Ryan Prather Jr.	G	6-5	205	Fr.	Clarksburg, Md. Clarksburg
11	Sammy Hunter	F	6-9	225	Jr.	Nassau, Bahamas British Columbia Christian Prep Ole Miss
12	Pat Mayfield	G	6-5	185	Fr.	Elgin, Ill. Burlington Central
13	Xavier Castaneda	G	6-1	188	Sr.	Chicago, Ill. Whitney Young South Florida
20	Evan Wilson	G	6-2	200	So.	Noblesville, Ind. Noblesville
22	Mikal Dawson	W	6-5	222	Jr.	Huntington, W.Va. Huntington Prep
23	Prince Mosengo	F	6-8	205	Fr.	DR Congo, Africa Victory Rock Prep Keystone Academy
25	Enrique Freeman	F	6-7	206	Jr.	Cleveland, Ohio St. Martin De Porres High School
34	Nate Johnson	G	6-3	204	Fr.	Liberty Township, Ohio Lakota East

G - Guard, W - Wing, F - Frontcourt

ALPHABETICAL ROSTER

No.	Name	Pos.	Ht.	Wt.	Yr.	Hometown (High School Previous School)
13	Xavier Castaneda	G	6-1	188	Sr.	Chicago, Ill. Whitney Young South Florida
1	Garvin Clarke	G	6-0	184	So.	Nassau, Bahamas Euclid Cleveland Heights
22	Mikal Dawson	W	6-5	222	Jr.	Huntington, W.Va. Huntington Prep
25	Enrique Freeman	F	6-7	206	Jr.	Cleveland, Ohio St. Martin De Porres High School
4	Trendon Hankerson	G	6-2	185	Gr.	Novi, Mich Novi Northern Illinois
11	Sammy Hunter	F	6-9	225	Jr.	Nassau, Bahamas British Columbia Christian Prep Ole Miss
5	Tavari Johnson	G	5-11	155	Fr.	LaGrange Park, Ill. Lyons
34	Nate Johnson	G	6-3	204	Fr.	Liberty Township, Ohio Lakota East
0	Amani Lyles	F	6-7	226	Fr.	Columbus, Ohio Beechcroft
12	Pat Mayfield	G	6-5	185	Fr.	Elgin, Ill. Burlington Central
3	Kobe Mitchell	G	6-2	190	Fr.	Cadiz, OH Harrison Central
23	Prince Mosengo	F	6-8	205	Fr.	DR Congo, Africa Victory Rock Prep Keystone Academy
10	Ryan Prather Jr.	G	6-5	205	Fr.	Clarksburg, Md. Clarksburg
2	Greg Tribble	G	6-1	195	Jr.	Cincinnati, Ohio Winton Woods Huntington Prep
20	Evan Wilson	G	6-2	200	So.	Noblesville, Ind. Noblesville

G - Guard, W - Wing, F - Frontcourt

Head Coach: **John Groce** (Taylor 1994) - 15th season - 6th season at Akron

Associate Head Coach: Dustin Ford (Ohio 2001), Assistant Coaches: Rob Fulford (Marshall 1997), Robby Pridgen (Roanoke 2003)

Director of Basketball Operations: Jon Ekey (Illinois State 2013), Assistant Operations: Blaine Calhoun (Cincinnati 2019)


Graduate Assistants: Devan Morrow (Ohio State 2020), Peter Farkas (SUNY Brockport 2022),

PRONUNCIATION GUIDE

- 13 Xavier Castaneda (**Cast-a-Nay-duh**)
- 22 Mikal (**Michael**) Dawson



O · AMANI LYLES · FR · F · COLUMBUS, OHIO



SEASON STATS

Opponent	Date	GS	MIN	Total		3-Pointers		Free throws		Rebounds				PF	A	TO	BLK	STL	PTS	AVG
				FG-FGA	PCT	3FG-3FGA	PCT	FT-FTA	PCT	OFF	DEF	TOT	AVG							
South Dakota St.	11/07/2022		03:54	0-1	.000	0-0	.000	0-0	.000	0	0	0	0.0	2	0	0	1	0	0	0.0
vs Mississippi St.	11/11/2022		04:10	0-0	.000	0-0	.000	0-0	.000	0	0	0	0.0	0	0	1	0	0	0	0.0
Morgan St.	11/15/2022		04:26	1-2	.500	0-0	.000	0-1	.000	3	0	3	1.0	0	0	0	0	0	2	0.7
vs Western Ky.	11/21/2022		02:08	0-0	.000	0-0	.000	0-0	.000	0	0	0	0.8	1	0	0	0	0	0	0.5
vs LSU	11/22/2022		02:34	1-2	.500	0-0	.000	0-0	.000	0	0	0	0.6	0	0	0	0	0	2	0.8
vs Nevada	11/23/2022		00:40	0-0	.000	0-0	.000	0-0	.000	0	0	0	0.5	0	0	0	0	0	0	0.7
at Marshall	11/30/2022		02:00	0-1	.000	0-0	.000	0-0	.000	0	1	1	0.6	1	0	0	0	1	0	0.6
Muskingum	12/04/2022		13:27	1-2	.500	0-0	.000	3-8	.375	6	3	9	1.6	1	1	1	1	0	5	1.1
Wright St.	12/14/2022		02:24	0-0	.000	0-0	.000	0-0	.000	1	0	1	1.6	2	0	1	0	0	0	1.0
Maine	12/19/2022		08:57	3-5	.600	0-0	.000	3-3	1.000	2	0	2	1.6	2	0	1	1	2	9	1.8
at Bradley	12/22/2022		09:54	1-2	.500	0-0	.000	0-0	.000	0	1	1	1.5	3	1	1	1	1	2	1.8
Concord	12/30/2022		06:36	0-0	.000	0-0	.000	0-0	.000	0	0	0	1.4	1	0	1	0	0	0	1.7
NIU	01/03/2023		07:39	1-1	1.000	0-0	.000	1-1	1.000	0	1	1	1.4	3	0	1	0	1	3	1.8
Totals		0	68:49	8-16	.500	0-0	.000	7-13	.538	12	6	18	1.4	16	2	7	4	5	23	1.8

Player Averages

Games Played	Minutes/game	Points/game	FG Pct	3FG Pct	FT Pct	Rebounds/game	Assists/game	Turnovers/game	Assist/Turnover ratio	Steals/game	Blocks/game
13	5.3	1.8	50.0	0.0	53.8	1.4	0.2	0.5	0.3	0.4	0.3

CAREER STATS

				Field Goals		3-Point		F-Throws		Rebounds				Scoring						
SEASON	TEAM	GP-GS	MIN/AVG	FG-FGA	FG%	3FG-3FGA	3FG%	FT-FTA	FT%	OFF	DEF	TOT	AVG	PF-FO	A	TO	BLK	STL	PTS	AVG
2022-23	UA	13-0	69/5.3	8-16	.500	0-0	.000	7-13	.538	12	6	18	1.4	16-0	2	7	4	5	23	1.8
TOTAL		13-0	69/5.3	8-16	.500	0-0	.000	7-13	.538	12	6	18	1.4	16-0	2	7	4	5	23	1.8

Single Game Highs

Statistic	Value
Points	9 vs Maine 12/19/22
Rebounds	9 vs Muskingum 12/04/22
Assists	1 vs Muskingum 12/04/22, at Bradley 12/22/22
Steals	2 vs Maine 12/19/22
Blocks	1 4 times
FG Made	3 vs Maine 12/19/22
FG Attempts	5 vs Maine 12/19/22
FT Made	3 vs Muskingum 12/04/22, vs Maine 12/19/22
FT Attempts	8 vs Muskingum 12/04/22



1 • GARVIN CLARKE • SO • G • NASSAU, BAHAMAS



SEASON STATS

Opponent	Date	GS	MIN	Total		3-Pointers		Free throws		Rebounds				PF	A	TO	BLK	STL	PTS	AVG
				FG-FGA	PCT	3FG-3FGA	PCT	FT-FTA	PCT	OFF	DEF	TOT	AVG							
South Dakota St.	11/07/2022		22:21	0-5	.000	0-3	.000	0-0	.000	1	3	4	4.0	2	0	1	1	0	0	0.0
vs Mississippi St.	11/11/2022		22:35	2-5	.400	1-4	.250	3-5	.600	2	1	3	3.5	2	4	2	0	1	8	4.0
Morgan St.	11/15/2022		23:56	1-4	.250	0-2	.000	0-0	.000	2	2	4	3.7	1	0	1	1	0	2	3.3
vs Western Ky.	11/21/2022		14:32	1-3	.333	1-3	.333	1-2	.500	1	1	2	3.3	2	0	2	0	0	4	3.5
vs LSU	11/22/2022		17:04	1-6	.167	0-3	.000	0-0	.000	1	0	1	2.8	1	1	1	0	0	2	3.2
vs Nevada	11/23/2022		07:58	0-1	.000	0-0	.000	0-0	.000	0	2	2	2.7	0	0	0	0	0	0	2.7
at Marshall	11/30/2022		11:23	1-3	.333	0-1	.000	0-0	.000	2	0	2	2.6	1	0	0	0	0	2	2.6
Muskingum	12/04/2022		18:15	1-3	.333	0-1	.000	0-0	.000	0	2	2	2.5	3	3	3	0	3	2	2.5
Totals		0	138:03	7-30	.233	2-17	.118	4-7	.571	9	11	20	2.5	12	8	10	2	4	20	2.5

Player Averages

Games Played	Minutes/game	Points/game	FG Pct	3FG Pct	FT Pct	Rebounds/game	Assists/game	Turnovers/game	Assist/Turnover ratio	Steals/game	Blocks/game
8	17.3	2.5	23.3	11.8	57.1	2.5	1.0	1.3	0.8	0.5	0.3

CAREER STATS

SEASON	TEAM	GP-GS	MIN/AVG	Field Goals		3-Point		F-Throws		Rebounds				Scoring						
				FG-FGA	FG%	3FG-3FGA	3FG%	FT-FTA	FT%	OFF	DEF	TOT	AVG	PF-FO	A	TO	BLK	STL	PTS	AVG
2020-21	UA	22-0	140/6.4	16-56	.286	4-17	.235	16-22	.727	5	13	18	0.8	11-0	12	4	1	6	52	2.4
2021-22	UA	34-1	489/14.4	35-100	.350	21-62	.339	22-33	.667	19	65	84	2.5	41-0	36	34	1	18	113	3.3
2022-23	UA	8-0	138/17.3	7-30	.233	2-17	.118	4-7	.571	9	11	20	2.5	12-0	8	10	2	4	20	2.5
TOTAL		64-1	768/12.0	58-186	.312	27-96	.281	42-62	.677	33	89	122	1.9	64-0	56	48	4	28	185	2.9

Single Game Highs

Statistic	Value
Points	12 vs Wheeling 11/18/21
Rebounds	8 at Wright St. 12/15/21
Assists	4 vs Ball St. 01/11/22, vs Mississippi St. 11/11/22
Steals	3 vs Wheeling 11/18/21, vs Muskingum 12/04/22
Blocks	1 4 times
FG Made	5 vs Wheeling 11/18/21
FG Attempts	9 vs Point Park 11/13/21
3FG Made	3 vs Kent St. 03/12/22
3FG Attempts	5 vs Kent St. 03/12/22
FT Made	4 at Buffalo 03/02/21
FT Attempts	5 vs Mississippi St. 11/11/22



2 • GREG TRIBBLE • JR • G • CINCINNATI, OHIO



SEASON STATS

Opponent	Date	GS	MIN	Total		3-Pointers		Free throws		Rebounds				PF	A	TO	BLK	STL	PTS	AVG	
				FG-FGA	PCT	3FG-3FGA	PCT	FT-FTA	PCT	OFF	DEF	TOT	AVG								
South Dakota St.	11/07/2022	*	33:47	2-11	.182	0-2	.000	1-2	.500	1	4	5	5.0	4	1	1	1	1	5	5.0	
vs Mississippi St.	11/11/2022	*	32:16	2-7	.286	0-2	.000	1-2	.500	0	2	2	3.5	3	3	0	0	0	5	5.0	
Morgan St.	11/15/2022	*	28:58	2-7	.286	0-1	.000	1-2	.500	1	0	1	2.7	2	4	2	1	1	5	5.0	
vs Western Ky.	11/21/2022	*	25:04	4-9	.444	1-2	.500	0-0	.000	3	8	11	4.8	3	2	1	0	1	9	6.0	
vs LSU	11/22/2022	*	29:44	0-3	.000	0-0	.000	3-4	.750	1	3	4	4.6	5	0	3	0	0	3	5.4	
vs Nevada	11/23/2022	*	26:33	3-4	.750	0-1	.000	1-1	1.000	1	1	2	4.2	3	1	4	0	1	7	5.7	
at Marshall	11/30/2022	*	19:24	2-4	.500	0-0	.000	1-2	.500	1	1	2	3.9	3	0	0	0	0	5	5.6	
Muskingum	12/04/2022	*	16:48	1-3	.333	0-0	.000	0-2	.000	0	0	0	3.4	2	3	1	0	2	2	5.1	
Jackson St.	12/11/2022	*	28:19	6-10	.600	0-1	.000	0-0	.000	1	3	4	3.4	2	5	1	0	2	12	5.9	
Wright St.	12/14/2022	*	29:37	3-7	.429	0-0	.000	0-0	.000	2	1	3	3.4	1	0	0	0	1	6	5.9	
Maine	12/19/2022	*	23:50	2-4	.500	0-0	.000	2-2	1.000	0	1	1	3.2	2	2	2	0	2	6	5.9	
at Bradley	12/22/2022	*	26:07	1-4	.250	0-0	.000	0-0	.000	0	3	3	3.2	2	1	1	0	0	2	5.6	
Concord	12/30/2022	*	29:39	1-5	.200	0-0	.000	5-7	.714	1	1	2	3.1	0	3	0	0	0	7	5.7	
NIU	01/03/2023	*	30:22	5-6	.833	0-0	.000	6-6	1.000	1	1	2	3.0	4	2	2	0	3	16	6.4	
Totals			14	380:28	34-84	.405	1-9	.111	21-30	.700	13	29	42	3.0	36	27	18	2	14	90	6.4

Player Averages

Games Played	Minutes/game	Points/game	FG Pct	3FG Pct	FT Pct	Rebounds/game	Assists/game	Turnovers/game	Assist/Turnover ratio	Steals/game	Blocks/game
14	27.2	6.4	40.5	11.1	70.0	3.0	1.9	1.3	1.5	1.0	0.1

CAREER STATS

SEASON	TEAM	GP-GS	MIN/AVG	FG-FGA	FG%	3FG-3FGA	3FG%	FT-FTA	FT%	OFF	DEF	TOT	AVG	PF-FO	A	TO	BLK	STL	PTS	AVG
2019-20	UA	31-0	507/16.4	34-74	.459	3-11	.273	23-47	.489	7	47	54	1.7	58-0	34	33	3	8	94	3.0
2020-21	UA	21-6	388/18.5	32-78	.410	1-16	.063	24-38	.632	14	26	40	1.9	32-2	26	22	2	9	89	4.2
2021-22	UA	33-26	850/25.7	79-177	.446	6-27	.222	75-107	.701	13	78	91	2.8	72-1	71	42	6	36	239	7.2
2022-23	UA	14-14	380/27.2	34-84	.405	1-9	.111	21-30	.700	13	29	42	3.0	36-1	27	18	2	14	90	6.4
TOTAL		99-46	2125/21.5	179-413	.433	11-63	.175	143-222	.644	47	180	227	2.3	198-4	158	115	13	67	512	5.2

Single Game Highs

Statistic	Value	
Points	19	vs Southern U. 12/04/21
Rebounds	11	vs Western Ky. 11/21/22
Assists	5	vs Kent St. 03/12/22, vs Jackson St. 12/11/22
Steals	4	vs Wheeling 11/18/21
Blocks	1	13 times
FG Made	6	at Ohio 02/25/22, vs Jackson St. 12/11/22
FG Attempts	11	vs South Dakota St. 11/07/22
3FG Made	1	11 times
3FG Attempts	4	vs Ball St. 01/30/21
FT Made	11	vs Southern U. 12/04/21
FT Attempts	13	vs Southern U. 12/04/21



3 • KOBE MITCHELL • SO • G • CADIZ, OHIO



SEASON STATS

Opponent	Date	GS	MIN	Total		3-Pointers		Free throws		Rebounds				PF	A	TO	BLK	STL	PTS	AVG
				FG-FGA	PCT	3FG-3FGA	PCT	FT-FTA	PCT	OFF	DEF	TOT	AVG							
vs Mississippi St.	11/11/2022		01:57	1-1	1.000	0-0	.000	0-0	.000	0	0	0	0.0	0	0	0	0	1	2	2.0
vs Nevada	11/23/2022		03:49	0-1	.000	0-1	.000	0-0	.000	0	0	0	0.0	0	0	0	0	1	0	1.0
at Marshall	11/30/2022		06:08	0-0	.000	0-0	.000	0-0	.000	0	1	1	0.3	1	0	1	0	0	0	0.7
Muskingum	12/04/2022		18:15	2-3	.667	2-3	.667	0-0	.000	1	1	2	0.8	1	1	2	1	3	6	2.0
Jackson St.	12/11/2022		17:59	2-5	.400	2-5	.400	0-0	.000	0	2	2	1.0	1	0	0	0	1	6	2.8
Wright St.	12/14/2022		18:05	0-4	.000	0-4	.000	0-0	.000	0	0	0	0.8	1	0	0	0	0	0	2.3
Maine	12/19/2022		16:48	2-4	.500	1-3	.333	0-0	.000	1	2	3	1.1	3	0	1	0	0	5	2.7
at Bradley	12/22/2022		08:58	0-0	.000	0-0	.000	2-2	1.000	0	0	0	1.0	3	0	0	0	0	2	2.6
Concord	12/30/2022		14:15	0-2	.000	0-2	.000	0-0	.000	0	1	1	1.0	1	1	0	0	0	0	2.3
NIU	01/03/2023		19:47	1-2	.500	1-2	.500	2-2	1.000	0	2	2	1.1	2	3	0	0	0	5	2.6
Totals		0	126:01	8-22	.364	6-20	.300	4-4	1.000	2	9	11	1.1	13	5	4	1	6	26	2.6

Player Averages

Games Played	Minutes/game	Points/game	FG Pct	3FG Pct	FT Pct	Rebounds/game	Assists/game	Turnovers/game	Assist/Turnover ratio	Steals/game	Blocks/game
10	12.6	2.6	36.4	30.0	100.0	1.1	0.5	0.4	1.3	0.6	0.1

CAREER STATS


SEASON	TEAM	GP-GS	MIN/AVG	Field Goals		3-Point		F-Throws		Rebounds				Scoring						
				FG-FGA	FG%	3FG-3FGA	3FG%	FT-FTA	FT%	OFF	DEF	TOT	AVG	PF-FO	A	TO	BLK	STL	PTS	AVG
2022-23	UA	10-0	126/12.6	8-22	.364	6-20	.300	4-4	1.000	2	9	11	1.1	13-0	5	4	1	6	26	2.6
TOTAL		10-0	126/12.6	8-22	.364	6-20	.300	4-4	1.000	2	9	11	1.1	13-0	5	4	1	6	26	2.6

Single Game Highs

Statistic	Value
Points	6 vs Muskingum 12/04/22, vs Jackson St. 12/11/22
Rebounds	3 vs Maine 12/19/22
Assists	3 vs NIU 01/03/23
Steals	3 vs Muskingum 12/04/22
Blocks	1 vs Muskingum 12/04/22
FG Made	2 vs Muskingum 12/04/22, vs Jackson St. 12/11/22, vs Maine 12/19/22
FG Attempts	5 vs Jackson St. 12/11/22
3FG Made	2 vs Muskingum 12/04/22, vs Jackson St. 12/11/22
3FG Attempts	5 vs Jackson St. 12/11/22
FT Made	2 at Bradley 12/22/22, vs NIU 01/03/23
FT Attempts	2 at Bradley 12/22/22, vs NIU 01/03/23



4 • TRENDON HANKERSON • GR • G • NOVI, MICH.



SEASON STATS

Opponent	Date	GS	MIN	Total		3-Pointers		Free throws		Rebounds				PF	A	TO	BLK	STL	PTS	AVG	
				FG-FGA	PCT	3FG-3FGA	PCT	FT-FTA	PCT	OFF	DEF	TOT	AVG								
South Dakota St.	11/07/2022	*	42:04	4-9	.444	2-6	.333	1-1	1.000	0	1	1	1.0	2	1	1	0	1	11	11.0	
vs Mississippi St.	11/11/2022	*	27:16	1-7	.143	1-4	.250	2-2	1.000	1	3	4	2.5	3	0	2	1	1	5	8.0	
Morgan St.	11/15/2022	*	32:09	2-12	.167	2-9	.222	0-2	.000	0	6	6	3.7	2	2	1	2	2	6	7.3	
vs Western Ky.	11/21/2022	*	35:36	3-5	.600	2-4	.500	1-2	.500	0	4	4	3.8	0	1	2	0	1	9	7.8	
vs LSU	11/22/2022	*	22:11	0-2	.000	0-1	.000	2-2	1.000	1	1	2	3.4	4	1	1	0	0	2	6.6	
vs Nevada	11/23/2022	*	37:04	3-7	.429	2-5	.400	0-0	.000	0	7	7	4.0	3	0	2	0	0	8	6.8	
at Marshall	11/30/2022	*	33:57	5-11	.455	1-6	.167	0-0	.000	1	3	4	4.0	0	2	3	0	2	11	7.4	
Muskingum	12/04/2022	*	23:01	4-7	.571	2-5	.400	0-0	.000	0	4	4	4.0	1	2	0	0	1	10	7.8	
Jackson St.	12/11/2022	*	38:05	5-9	.556	5-7	.714	2-2	1.000	0	1	1	3.7	1	2	1	1	0	17	8.8	
Wright St.	12/14/2022	*	34:53	2-9	.222	1-7	.143	1-2	.500	0	5	5	3.8	3	4	0	0	2	6	8.5	
Maine	12/19/2022	*	26:12	3-5	.600	2-3	.667	4-5	.800	1	3	4	3.8	1	2	1	0	1	12	8.8	
at Bradley	12/22/2022	*	31:08	3-5	.600	3-3	1.000	0-0	.000	1	8	9	4.3	3	1	2	0	0	9	8.8	
Concord	12/30/2022	*	31:41	6-12	.500	6-10	.600	0-0	.000	1	7	8	4.5	1	6	1	0	1	18	9.5	
NIU	01/03/2023	*	32:47	1-8	.125	1-7	.143	0-0	.000	1	5	6	4.6	2	4	1	2	0	3	9.1	
Totals			14	448:04	42-108	.389	30-77	.390	13-18	.722	7	58	65	4.6	26	28	18	6	12	127	9.1

Player Averages

Games Played	Minutes/ game	Points/ game	FG Pct	3FG Pct	FT Pct	Rebounds/ game	Assists/ game	Turnovers/ game	Assist/Turnover ratio	Steals/ game	Blocks/ game
14	32.0	9.1	38.9	39.0	72.2	4.6	2.0	1.3	1.6	0.9	0.4

CAREER STATS

SEASON	TEAM	GP-GS	MIN/AVG	Field Goals		3-Point		F-Throws		Rebounds				Scoring						
				FG-FGA	FG%	3FG-3FGA	3FG%	FT-FTA	FT%	OFF	DEF	TOT	AVG	PF-FO	A	TO	BLK	STL	PTS	AVG
2018-19	NIU	21-2	395/18.8	17-54	.315	8-32	.250	3-4	.750	5	42	47	2.2	55-2	19	22	9	12	45	2.1
2019-20	NIU	31-31	978/31.5	84-180	.467	41-89	.461	25-30	.833	12	80	92	3.0	66-0	61	46	10	29	234	7.5
2020-21	NIU	19-19	646/34.0	99-250	.396	48-130	.369	18-26	.692	9	74	83	4.4	54-2	41	53	7	22	264	13.9
2021-22	NIU	30-30	1011/33.7	118-315	.375	62-177	.350	45-60	.750	9	103	112	3.7	80-3	68	55	11	54	343	11.4
2022-23	UA	14-14	448/32.0	42-108	.389	30-77	.390	13-18	.722	7	58	65	4.6	26-0	28	18	6	12	127	9.1
TOTAL FOR UA	14-14	448/32.0	42-108	.389	30-77	.390	13-18	.722	7	58	65	4.6	26-0	28	18	6	12	127	9.1	
TOTAL	115-96	3478/30.2	360-907	.397	189-505	.374	104-138	.754	42	357	399	3.5	281-7	217	194	43	129	1013	8.8	

Single Game Highs

Statistic	Value	
Points	28	at Washington 11/09/21
Rebounds	9	at Bradley 12/22/22
Assists	6	vs Eastern Mich. 01/11/20, vs Concord 12/30/22
Steals	4	4 times
Blocks	3	at Marquette 11/27/21
FG Made	9	at Central Mich. 03/05/21, at Washington 11/09/21
FG Attempts	20	vs Ball St. 12/08/20, at Toledo 12/22/20
3FG Made	6	at Washington 11/09/21, vs Concord 12/30/22
3FG Attempts	11	vs Ball St. 12/08/20, at Washington 11/09/21, at Bowling Green 02/05/22
FT Made	7	vs Ball St. 01/27/22
FT Attempts	8	vs Ball St. 01/27/22



5 • TAVARI JOHNSON • FR • G • LAGRANGE PARK, ILL.



SEASON STATS

Opponent	Date	GS	MIN	Total		3-Pointers		Free throws		Rebounds				PF	A	TO	BLK	STL	PTS	AVG
				FG-FGA	PCT	3FG-3FGA	PCT	FT-FTA	PCT	OFF	DEF	TOT	AVG							
vs Mississippi St.	11/11/2022		05:43	0-0	.000	0-0	.000	0-0	.000	0	0	0	0.0	0	0	0	0	0	0	0.0
Morgan St.	11/15/2022		03:29	1-1	1.000	0-0	.000	0-0	.000	0	0	0	0.0	0	0	0	0	0	2	1.0
vs Western Ky.	11/21/2022		02:56	0-0	.000	0-0	.000	0-0	.000	0	1	1	0.3	1	0	2	0	0	0	0.7
vs LSU	11/22/2022		10:52	1-3	.333	1-1	1.000	2-2	1.000	0	0	0	0.3	3	0	2	0	2	5	1.8
vs Nevada	11/23/2022		26:26	9-10	.900	3-3	1.000	0-0	.000	0	3	3	0.8	3	4	3	0	2	21	5.6
at Marshall	11/30/2022		27:19	7-13	.538	2-5	.400	0-0	.000	2	2	4	1.3	1	4	1	0	1	16	7.3
Muskingum	12/04/2022	*	21:09	3-7	.429	3-6	.500	0-0	.000	0	5	5	1.9	0	6	0	0	1	9	7.6
Jackson St.	12/11/2022	*	24:09	2-5	.400	2-5	.400	0-0	.000	0	1	1	1.8	4	2	5	0	1	6	7.4
Wright St.	12/14/2022	*	27:33	6-14	.429	0-3	.000	2-4	.500	1	1	2	1.8	2	1	1	1	4	14	8.1
Maine	12/19/2022	*	28:51	2-6	.333	1-3	.333	0-0	.000	1	6	7	2.3	0	3	4	0	1	5	7.8
at Bradley	12/22/2022	*	26:46	1-7	.143	0-3	.000	0-0	.000	1	4	5	2.5	0	1	2	1	1	2	7.3
Concord	12/30/2022	*	20:48	2-6	.333	1-3	.333	1-2	.500	0	2	2	2.5	2	5	4	0	1	6	7.2
NIU	01/03/2023	*	29:17	3-9	.333	1-3	.333	1-2	.500	1	0	1	2.4	4	0	4	1	0	8	7.2
Totals		7	255:19	37-81	.457	14-35	.400	6-10	.600	6	25	31	2.4	20	26	28	3	14	94	7.2

Player Averages

Games Played	Minutes/game	Points/game	FG Pct	3FG Pct	FT Pct	Rebounds/game	Assists/game	Turnovers/game	Assist/Turnover ratio	Steals/game	Blocks/game
13	19.6	7.2	45.7	40.0	60.0	2.4	2.0	2.2	0.9	1.1	0.2

CAREER STATS

SEASON	TEAM	GP-GS	MIN/AVG	Field Goals		3-Point		F-Throws		Rebounds				Scoring						
				FG-FGA	FG%	3FG-3FGA	3FG%	FT-FTA	FT%	OFF	DEF	TOT	AVG	PF	FO	A	TO	BLK	STL	PTS
2022-23	UA	13-7	255/19.6	37-81	.457	14-35	.400	6-10	.600	6	25	31	2.4	20-0	26	28	3	14	94	7.2
TOTAL		13-7	255/19.6	37-81	.457	14-35	.400	6-10	.600	6	25	31	2.4	20-0	26	28	3	14	94	7.2

Single Game Highs

Statistic	Value	
Points	21	vs Nevada 11/23/22
Rebounds	7	vs Maine 12/19/22
Assists	6	vs Muskingum 12/04/22
Steals	4	vs Wright St. 12/14/22
Blocks	1	vs Wright St. 12/14/22, at Bradley 12/22/22, vs NIU 01/03/23
FG Made	9	vs Nevada 11/23/22
FG Attempts	14	vs Wright St. 12/14/22
3FG Made	3	vs Muskingum 12/04/22, vs Nevada 11/23/22
3FG Attempts	6	vs Muskingum 12/04/22
FT Made	2	vs Wright St. 12/14/22, vs LSU 11/22/22
FT Attempts	4	vs Wright St. 12/14/22



11 • SAMMY HUNTER • JR • F • NASSAU, BAHAMAS



SEASON STATS

Opponent	Date	GS	MIN	Total		3-Pointers		Free throws		Rebounds				PF	A	TO	BLK	STL	PTS	AVG
				FG-FGA	PCT	3FG-3FGA	PCT	FT-FTA	PCT	OFF	DEF	TOT	AVG							
South Dakota St.	11/07/2022	*	22:16	2-10	.200	0-6	.000	0-0	.000	1	3	4	4.0	1	0	1	0	0	4	4.0
vs Mississippi St.	11/11/2022	*	23:40	2-8	.250	1-5	.200	0-1	.000	0	3	3	3.5	1	0	0	0	0	5	4.5
Morgan St.	11/15/2022	*	15:30	2-6	.333	0-3	.000	0-1	.000	1	1	2	3.0	0	2	1	0	0	4	4.3
vs Western Ky.	11/21/2022	*	18:39	3-8	.375	1-5	.200	0-0	.000	0	1	1	2.5	2	0	0	0	0	7	5.0
vs LSU	11/22/2022	*	27:09	4-14	.286	3-11	.273	2-2	1.000	1	0	1	2.2	0	0	0	0	1	13	6.6
vs Nevada	11/23/2022	*	11:45	0-4	.000	0-2	.000	0-0	.000	0	0	0	1.8	1	0	0	0	0	0	5.5
at Marshall	11/30/2022		17:52	4-10	.400	1-3	.333	0-1	.000	1	5	6	2.4	1	1	0	0	0	9	6.0
Muskingum	12/04/2022		18:50	4-8	.500	1-3	.333	0-0	.000	2	2	4	2.6	1	1	0	0	0	9	6.4
Jackson St.	12/11/2022		15:54	1-5	.200	0-4	.000	2-2	1.000	2	1	3	2.7	2	2	0	0	0	4	6.1
Wright St.	12/14/2022		16:35	5-8	.625	3-6	.500	0-0	.000	0	4	4	2.8	2	0	1	1	0	13	6.8
Maine	12/19/2022		20:16	0-4	.000	0-3	.000	0-0	.000	0	2	2	2.7	1	2	1	0	0	0	6.2
at Bradley	12/22/2022		18:19	2-9	.222	2-6	.333	2-2	1.000	1	1	2	2.7	0	0	0	0	0	8	6.3
Concord	12/30/2022		18:08	2-5	.400	0-3	.000	0-0	.000	3	3	6	2.9	4	0	0	0	0	4	6.2
NIU	01/03/2023	*	13:58	1-5	.200	1-5	.200	0-0	.000	0	1	1	2.8	2	0	1	0	0	3	5.9
Totals			7 258:51	32-104	.308	13-65	.200	6-9	.667	12	27	39	2.8	18	8	5	1	1	83	5.9

Player Averages

Games Played	Minutes/game	Points/game	FG Pct	3FG Pct	FT Pct	Rebounds/game	Assists/game	Turnovers/game	Assist/Turnover ratio	Steals/game	Blocks/game
14	18.5	5.9	30.8	20.0	66.7	2.8	0.6	0.4	1.6	0.1	0.1

CAREER STATS

SEASON	TEAM	GP-GS	MIN/AVG	Field Goals		3-Point		F-Throws		Rebounds				Scoring						
				FG-FGA	FG%	3FG-3FGA	3FG%	FT-FTA	FT%	OFF	DEF	TOT	AVG	PF-FO	A	TO	BLK	STL	PTS	AVG
2019-20	OM	27-1	309/11.4	29-71	.408	1-8	.125	19-27	.704	14	23	37	1.4	47-0	11	15	4	6	78	2.9
2020-21	OM	25-0	198/7.9	20-42	.476	6-18	.333	10-16	.625	14	21	35	1.4	27-0	9	12	5	3	56	2.2
2021-22	OM	29-0	302/10.4	34-76	.447	5-25	.200	10-17	.588	19	15	34	1.2	43-0	4	12	5	6	83	2.9
2022-23	UA	14-7	259/18.5	32-104	.308	13-65	.200	6-9	.667	12	27	39	2.8	18-0	8	5	1	1	83	5.9
TOTAL FOR UA		14-7	259/18.5	32-104	.308	13-65	.200	6-9	.667	12	27	39	2.8	18-0	8	5	1	1	83	5.9
TOTAL		95-8	1068/11.2	115-293	.392	25-116	.216	45-69	.652	59	86	145	1.5	135-0	32	44	15	16	300	3.2

Single Game Highs

Statistic	Value	
Points	13	vs Wright St. 12/14/22, vs LSU 11/22/22
Rebounds	7	vs Louisiana Tech 03/19/21
Assists	2	9 times
Steals	3	vs Missouri 03/04/20
Blocks	3	vs Vanderbilt 02/29/20
FG Made	5	vs Wright St. 12/14/22
FG Attempts	14	vs LSU 11/22/22
3FG Made	3	vs Kentucky 03/02/21, vs Wright St. 12/14/22, vs LSU 11/22/22
3FG Attempts	11	vs LSU 11/22/22
FT Made	4	vs Seattle U 11/19/19
FT Attempts	4	8 times



12 • PAT MAYFIELD • FR • G • ELGIN, ILL.



SEASON STATS

Opponent	Date	GS	MIN	Total		3-Pointers		Free throws		Rebounds				PF	A	TO	BLK	STL	PTS	AVG
				FG-FGA	PCT	3FG-3FGA	PCT	FT-FTA	PCT	OFF	DEF	TOT	AVG							
Muskingum	12/04/2022		05:04	0-1	.000	0-1	.000	0-0	.000	0	0	0	0.0	0	0	0	0	0	0	0.0
Maine	12/19/2022		01:13	1-1	1.000	0-0	.000	0-0	.000	0	1	1	0.5	0	0	0	0	0	2	1.0
at Bradley	12/22/2022		00:39	0-0	.000	0-0	.000	0-0	.000	0	0	0	0.3	0	0	0	0	1	0	0.7
Concord	12/30/2022		02:59	1-2	.500	0-1	.000	0-0	.000	0	3	3	1.0	0	0	0	0	0	2	1.0
NIU	01/03/2023		01:58	0-1	.000	0-0	.000	0-0	.000	0	1	1	1.0	0	0	0	1	0	0	0.8
Totals		0	11:53	2-5	.400	0-2	.000	0-0	.000	0	5	5	1.0	0	0	0	1	1	4	0.8

Player Averages

Games Played	Minutes/game	Points/game	FG Pct	3FG Pct	FT Pct	Rebounds/game	Assists/game	Turnovers/game	Assist/Turnover ratio	Steals/game	Blocks/game
5	2.4	0.8	40.0	0.0	0.0	1.0	0.0	0.0	0.0	0.2	0.2

CAREER STATS

SEASON	TEAM	GP-GS	MIN/AVG	Field Goals		3-Point		F-Throws		Rebounds				Scoring							
				FG-FGA	FG%	3FG-3FGA	3FG%	FT-FTA	FT%	OFF	DEF	TOT	AVG	PF	FO	A	TO	BLK	STL	PTS	AVG
2022-23	UA	5-0	12/2.4	2-5	.400	0-2	.000	0-0	.000	0	5	5	1.0	0-0	0	0	0	1	1	4	0.8
TOTAL		5-0	12/2.4	2-5	.400	0-2	.000	0-0	.000	0	5	5	1.0	0-0	0	0	0	1	1	4	0.8

Single Game Highs

Statistic	Value
Points	2 vs Maine 12/19/22, vs Concord 12/30/22
Rebounds	3 vs Concord 12/30/22
Steals	1 at Bradley 12/22/22
Blocks	1 vs NIU 01/03/23
FG Made	1 vs Maine 12/19/22, vs Concord 12/30/22
FG Attempts	2 vs Concord 12/30/22
3FG Attempts	1 vs Muskingum 12/04/22, vs Concord 12/30/22



13 • XAVIER CASTANEDA • JR • G • CHICAGO, ILL.



SEASON STATS

Opponent	Date	GS	MIN	Total		3-Pointers		Free throws		Rebounds				PF	A	TO	BLK	STL	PTS	AVG
				FG-FGA	PCT	3FG-3FGA	PCT	FT-FTA	PCT	OFF	DEF	TOT	AVG							
South Dakota St.	11/07/2022	*	41:22	9-14	.643	8-12	.667	5-5	1.000	0	1	1	1.0	0	7	2	0	2	31	31.0
vs Mississippi St.	11/11/2022	*	35:18	5-14	.357	3-10	.300	7-10	.700	1	3	4	2.5	2	6	2	0	3	20	25.5
Morgan St.	11/15/2022	*	35:42	2-10	.200	2-8	.250	10-13	.769	0	6	6	3.7	2	2	2	0	2	16	22.3
vs Western Ky.	11/21/2022	*	36:39	6-12	.500	1-4	.250	3-3	1.000	0	4	4	3.8	3	3	2	0	0	16	20.8
vs LSU	11/22/2022	*	36:06	6-16	.375	4-9	.444	12-16	.750	1	5	6	4.2	0	4	3	0	1	28	22.2
vs Nevada	11/23/2022	*	31:01	2-10	.200	2-9	.222	5-7	.714	0	3	3	4.0	2	1	1	0	0	11	20.3
at Marshall	11/30/2022	*	29:41	1-13	.077	1-9	.111	1-4	.250	1	4	5	4.1	2	3	1	0	0	4	18.0
Muskingum	12/04/2022	*	20:56	6-11	.545	5-8	.625	0-0	.000	0	5	5	4.3	0	0	1	1	0	17	17.9
Jackson St.	12/11/2022	*	30:19	5-8	.625	2-4	.500	11-13	.846	1	3	4	4.2	0	2	1	0	1	23	18.4
Wright St.	12/14/2022	*	34:12	5-10	.500	2-6	.333	7-8	.875	0	6	6	4.4	1	3	3	0	2	19	18.5
Maine	12/19/2022	*	28:37	11-15	.733	7-8	.875	4-4	1.000	1	3	4	4.4	0	3	3	0	2	33	19.8
at Bradley	12/22/2022	*	31:02	3-16	.188	3-8	.375	10-11	.909	2	4	6	4.5	0	2	3	0	0	19	19.8
Concord	12/30/2022	*	31:46	3-12	.250	3-9	.333	8-9	.889	1	4	5	4.5	0	3	0	0	1	17	19.5
Totals			13	422:42	.398	64-161	.413	83-103	.806	8	51	59	4.5	12	39	24	1	14	254	19.5

Player Averages

Games Played	Minutes/game	Points/game	FG Pct	3FG Pct	FT Pct	Rebounds/game	Assists/game	Turnovers/game	Assist/Turnover ratio	Steals/game	Blocks/game
13	32.5	19.5	39.8	41.3	80.6	4.5	3.0	1.8	1.6	1.1	0.1

CAREER STATS

SEASON	TEAM	GP-GS	MIN/AVG	Field Goals		3-Point		F-Throws		Rebounds				Scoring						
				FG-FGA	FG%	3FG-3FGA	3FG%	FT-FTA	FT%	OFF	DEF	TOT	AVG	PF-FO	A	TO	BLK	STL	PTS	AVG
2018-19	USF	38-3	710/18.7	47-141	.333	17-53	.321	53-76	.697	18	42	60	1.6	57-0	65	59	1	19	164	4.3
2019-20	USF	31-15	792/25.5	52-157	.331	25-80	.313	31-46	.674	6	64	70	2.3	53-0	54	53	2	31	160	5.2
2020-21	USF	20-5	475/23.8	54-150	.360	24-62	.387	37-42	.881	4	42	46	2.3	30-0	52	34	2	9	169	8.5
2021-22	UA	34-34	1089/32.0	140-344	.407	75-201	.373	107-130	.823	23	101	124	3.6	59-2	78	50	3	31	462	13.6
2022-23	UA	13-13	423/32.5	64-161	.398	43-104	.413	83-103	.806	8	51	59	4.5	12-0	39	24	1	14	254	19.5
TOTAL FOR UA		47-47	1512/32.2	204-505	.404	118-305	.387	190-233	.815	31	152	183	3.9	71-2	117	74	4	45	716	15.2
TOTAL		136-70	3489/25.7	357-953	.375	184-500	.368	311-397	.783	59	300	359	2.6	211-2	288	220	9	104	1209	8.9

Single Game Highs

Statistic	Value	
Points	33	vs Maine 12/19/22
Rebounds	7	at Houston 02/28/21, at Eastern Mich. 02/19/22, vs Central Mich. 03/04/22
Assists	7	vs South Dakota St. 11/07/22
Steals	5	vs Kent St. 03/12/22
Blocks	1	9 times
FG Made	11	vs Maine 12/19/22
FG Attempts	17	vs UCLA 03/17/22
3FG Made	8	vs South Dakota St. 11/07/22
3FG Attempts	12	vs South Dakota St. 11/07/22
FT Made	12	vs LSU 11/22/22
FT Attempts	16	vs LSU 11/22/22



20 • EVAN WILSON • FR • G • NOBLESVILLE, IND.



SEASON STATS

Opponent	Date	GS	MIN	Total		3-Pointers		Free throws		Rebounds				Other						
				FG-FGA	PCT	3FG-3FGA	PCT	FT-FTA	PCT	OFF	DEF	TOT	AVG	PF	A	TO	BLK	STL	PTS	AVG
vs Mississippi St.	11/11/2022		00:41	0-0	.000	0-0	.000	0-0	.000	0	0	0	0.0	0	0	0	0	0	0	0
Muskingum	12/04/2022		08:01	1-5	.200	1-4	.250	0-2	.000	0	0	0	0.0	2	0	1	0	1	3	1.5
Maine	12/19/2022		03:23	0-0	.000	0-0	.000	0-0	.000	0	1	1	0.3	1	2	0	0	1	0	1.0
at Bradley	12/22/2022		00:39	0-0	.000	0-0	.000	0-0	.000	0	0	0	0.3	0	0	0	0	0	0	0.8
Concord	12/30/2022		04:09	1-1	1.000	1-1	1.000	0-0	.000	0	0	0	0.2	1	1	1	0	0	3	1.2
NIU	01/03/2023		02:20	1-1	1.000	1-1	1.000	0-0	.000	0	0	0	0.2	0	0	0	0	0	3	1.5
Totals		0	19:13	3-7	.429	3-6	.500	0-2	.000	0	1	1	0.2	4	3	2	0	2	9	1.5

Player Averages

Games Played	Minutes/game	Points/game	FG Pct	3FG Pct	FT Pct	Rebounds/game	Assists/game	Turnovers/game	Assist/Turnover ratio	Steals/game	Blocks/game
6	3.2	1.5	42.9	50.0	0.0	0.2	0.5	0.3	1.5	0.3	0.0

CAREER STATS

SEASON	TEAM	GP-GS	MIN/AVG	Field Goals		3-Point		F-Throws		Rebounds				Scoring							
				FG-FGA	FG%	3FG-3FGA	3FG%	FT-FTA	FT%	OFF	DEF	TOT	AVG	PF	FO A	TO	BLK	STL	PTS	AVG	
2021-22	UA	6-0	14/2.4	1-4	.250	0-3	.000	0-0	.000	0	0	0	0.0	1	0	2	0	0	1	2	0.3
2022-23	UA	6-0	19/3.2	3-7	.429	3-6	.500	0-2	.000	0	1	1	0.2	4	0	3	2	0	2	9	1.5
TOTAL		12-0	33/2.8	4-11	.364	3-9	.333	0-2	.000	0	1	1	0.1	5-0	5	2	0	3	11	0.9	

Single Game Highs

Statistic	Value
Points	3 vs Muskingum 12/04/22, vs Concord 12/30/22, vs NIU 01/03/23
Rebounds	1 vs Maine 12/19/22
Assists	2 vs Maine 12/19/22
Steals	1 vs Wheeling 11/18/21, vs Muskingum 12/04/22, vs Maine 12/19/22
FG Made	1 4 times
FG Attempts	5 vs Muskingum 12/04/22
3FG Made	1 vs Muskingum 12/04/22, vs Concord 12/30/22, vs NIU 01/03/23
3FG Attempts	4 vs Muskingum 12/04/22
FT Attempts	2 vs Muskingum 12/04/22



22 · MIKAL DAWSON · JR · W · HUNTINGTON, W.VA.



SEASON STATS

Opponent	Date	GS	MIN	Total		3-Pointers		Free throws		Rebounds				PF	A	TO	BLK	STL	PTS	AVG	
				FG-FGA	PCT	3FG-3FGA	PCT	FT-FTA	PCT	OFF	DEF	TOT	AVG								
at Ohio St.	11/09/2021		10:03	1-5	.200	0-3	.000	0-1	.000	1	1	2	2.0	2	0	2	0	0	2	2.0	
Point Park	11/13/2021		20:24	4-8	.500	4-8	.500	0-0	.000	1	1	2	2.0	3	2	1	0	1	12	7.0	
Wheeling	11/18/2021		20:51	2-4	.500	1-3	.333	0-2	.000	1	2	3	2.3	1	1	2	0	1	5	6.3	
vs Fordham	11/22/2021		16:59	0-1	.000	0-0	.000	0-0	.000	1	1	2	2.3	2	2	0	0	2	0	4.8	
vs App State	11/23/2021		14:13	3-7	.429	2-6	.333	0-0	.000	0	3	3	2.4	2	0	0	0	1	8	5.4	
vs Evansville	11/24/2021		24:26	1-3	.333	1-2	.500	0-0	.000	2	2	4	2.7	2	1	1	0	1	3	5.0	
Marshall	12/01/2021		28:20	0-2	.000	0-1	.000	0-0	.000	3	1	4	2.9	2	1	0	0	0	0	4.3	
Southern U.	12/04/2021		22:49	2-6	.333	2-6	.333	1-2	.500	2	3	5	3.1	4	1	2	0	2	7	4.6	
Florida A&M	12/12/2021		10:18	0-2	.000	0-2	.000	0-0	.000	0	1	1	2.9	3	0	0	0	0	0	4.1	
at Wright St.	12/15/2021		28:14	1-5	.200	1-5	.200	0-0	.000	0	1	1	2.7	2	1	0	0	1	3	4.0	
Buffalo	01/01/2022		27:32	3-6	.500	3-6	.500	0-0	.000	1	3	4	2.8	0	0	0	0	1	9	4.5	
Ohio	01/04/2022		34:35	4-11	.364	4-9	.444	2-2	1.000	0	3	3	2.8	1	2	0	0	1	14	5.3	
Ball St.	01/11/2022		21:51	4-6	.667	2-4	.500	0-1	.000	2	2	4	2.9	4	0	2	1	0	10	5.6	
at Kent St.	01/14/2022		21:27	0-2	.000	0-2	.000	0-0	.000	0	0	0	2.7	2	0	1	0	0	0	5.2	
Western Mich.	01/18/2022		22:41	3-7	.429	3-6	.500	0-0	.000	1	2	3	2.7	2	1	1	0	1	9	5.5	
at Bowling Green	01/20/2022		26:11	1-4	.250	1-4	.250	0-0	.000	1	2	3	2.8	1	0	0	0	0	3	5.3	
Eastern Mich.	01/22/2022		17:39	0-2	.000	0-2	.000	0-0	.000	0	2	2	2.7	1	0	2	0	0	0	5.0	
at Central Mich.	01/25/2022		20:11	0-1	.000	0-1	.000	0-0	.000	2	1	3	2.7	1	1	0	0	0	0	4.7	
at Toledo	01/28/2022		27:42	4-9	.444	3-8	.375	3-3	1.000	3	4	7	2.9	2	0	1	0	0	14	5.2	
Miami (OH)	02/04/2022		26:16	0-4	.000	0-4	.000	2-2	1.000	2	3	5	3.1	1	1	0	0	0	2	5.1	
at Miami (OH)	02/06/2022		17:50	0-1	.000	0-1	.000	1-2	.500	1	0	1	3.0	2	2	0	0	2	1	4.9	
at NIU	02/08/2022		23:54	2-5	.400	2-4	.500	0-0	.000	1	2	3	3.0	2	1	1	0	0	6	4.9	
Kent St.	02/11/2022		19:52	1-3	.333	1-3	.333	1-2	.500	1	2	3	3.0	1	1	1	0	1	4	4.9	
at Western Mich.	02/15/2022		21:22	1-2	.500	1-2	.500	0-0	.000	0	3	3	3.0	1	1	2	0	0	3	4.8	
NIU	02/17/2022	*	22:10	2-5	.400	1-4	.250	2-2	1.000	0	0	0	2.8	3	0	1	0	3	7	4.9	
at Eastern Mich.	02/19/2022	*	23:32	1-4	.250	1-4	.250	0-0	.000	0	3	3	2.8	1	1	0	0	2	3	4.8	
Bowling Green	02/22/2022	*	27:28	4-7	.571	4-7	.571	5-6	.833	0	4	4	2.9	3	0	0	0	2	17	5.3	
at Ohio	02/25/2022	*	37:17	5-8	.625	1-4	.250	4-4	1.000	1	4	5	3.0	2	2	2	0	2	15	5.6	
at Ball St.	03/01/2022	*	34:12	4-9	.444	3-8	.375	0-0	.000	1	3	4	3.0	2	1	0	0	4	11	5.8	
Central Mich.	03/04/2022	*	32:27	1-5	.200	1-4	.250	2-4	.500	3	5	8	3.2	1	2	1	0	1	5	5.8	
vs Buffalo	03/10/2022	*	33:38	5-9	.556	3-4	.750	1-2	.500	2	2	4	3.2	1	1	1	0	1	14	6.0	
vs Toledo	03/11/2022	*	28:19	3-6	.500	3-6	.500	0-0	.000	0	5	5	3.3	3	0	0	1	0	9	6.1	
vs Kent St.	03/12/2022	*	28:38	1-2	.500	1-1	1.000	0-0	.000	2	3	5	3.3	0	1	0	0	3	3	6.0	
vs UCLA	03/17/2022	*	31:27	1-4	.250	0-2	.000	0-0	.000	3	2	5	3.4	1	1	1	0	1	2	5.9	
Totals			10	824:47	64-165	.388	49-136	.360	24-35	.686	38	76	114	3.4	61	28	25	2	34	201	5.9

CAREER STATS

SEASON	TEAM	GP-GS	MIN/AVG	Field Goals		3-Point		F-Throws		Rebounds				Scoring						
				FG-FGA	FG%	3FG-3FGA	3FG%	FT-FTA	FT%	OFF	DEF	TOT	AVG	PF-FO	A	TO	BLK	STL	PTS	AVG
2019-20	UA	17-0	75/4.4	2-12	.167	0-7	.000	2-4	.500	7	9	16	0.9	9-0	1	6	1	1	6	0.4
2020-21	UA	23-0	305/13.3	34-81	.420	20-62	.323	10-13	.769	19	31	50	2.2	25-0	14	9	0	10	98	4.3
2021-22	UA	34-10	825/24.3	64-165	.388	49-136	.360	24-35	.686	38	76	114	3.4	61-0	28	25	2	34	201	5.9
TOTAL		74-10	1205/16.3	100-258	.388	69-205	.337	36-52	.692	64	116	180	2.4	95-0	43	40	3	45	305	4.1

Single Game Highs

Statistic	Value	
Points	17	vs Bowling Green 02/22/22
Rebounds	8	vs Central Mich. 03/04/22
Assists	2	9 times
Steals	4	at Ball St. 03/01/22
Blocks	1	at Bowling Green 02/25/20, vs Ball St. 01/11/22, vs Toledo 03/11/22
FG Made	5	at Western Mich. 01/23/21, at Ohio 02/25/22, vs Buffalo 03/10/22
FG Attempts	11	vs Ohio 01/04/22
3FG Made	4	vs Point Park 11/13/21, vs Ohio 01/04/22, vs Bowling Green 02/22/22
3FG Attempts	9	vs Cedarville 12/12/20, vs Ohio 01/04/22
FT Made	5	vs Bowling Green 02/22/22
FT Attempts	6	vs Bowling Green 02/22/22



25 • ENRIQUE FREEMAN • JR • F • CLEVELAND, OHIO



SEASON STATS

Opponent	Date	GS	MIN	Total		3-Pointers		Free throws		Rebounds				PF	A	TO	BLK	STL	PTS	AVG
				FG-FGA	PCT	3FG-3FGA	PCT	FT-FTA	PCT	OFF	DEF	TOT	AVG							
South Dakota St.	11/07/2022	*	34:07	10-15	.667	0-0	.000	3-4	.750	5	9	14	14.0	4	6	3	1	0	23	23.0
vs Mississippi St.	11/11/2022	*	27:33	3-5	.600	0-0	.000	3-4	.750	1	2	3	8.5	3	0	2	0	2	9	16.0
Morgan St.	11/15/2022	*	34:30	7-13	.538	0-0	.000	3-6	.500	7	6	13	10.0	2	2	3	3	1	17	16.3
vs Western Ky.	11/21/2022	*	35:18	7-8	.875	0-1	.000	4-8	.500	3	8	11	10.3	2	3	2	0	0	18	16.8
vs LSU	11/22/2022	*	33:60	1-6	.167	0-0	.000	1-4	.250	5	5	10	10.2	1	2	1	1	0	3	14.0
vs Nevada	11/23/2022	*	35:27	4-11	.364	0-0	.000	1-3	.333	2	7	9	10.0	3	2	2	1	0	9	13.2
at Marshall	11/30/2022	*	28:17	4-12	.333	0-0	.000	2-4	.500	4	10	14	10.6	4	2	2	0	1	10	12.7
Muskingum	12/04/2022	*	22:46	3-3	1.000	0-0	.000	2-4	.500	1	3	4	9.8	0	2	2	1	2	8	12.1
Jackson St.	12/11/2022	*	33:48	7-7	1.000	0-0	.000	3-4	.750	1	8	9	9.7	0	5	0	3	1	17	12.7
Wright St.	12/14/2022	*	24:04	4-9	.444	0-0	.000	0-0	.000	5	10	15	10.2	4	2	3	0	0	8	12.2
Maine	12/19/2022	*	24:17	7-12	.583	0-0	.000	0-0	.000	2	6	8	10.0	0	2	3	1	0	14	12.4
at Bradley	12/22/2022	*	31:02	5-12	.417	0-0	.000	1-3	.333	5	5	10	10.0	1	0	4	0	2	11	12.3
Concord	12/30/2022	*	24:11	7-8	.875	0-0	.000	4-10	.400	3	7	10	10.0	3	2	2	2	0	18	12.7
NIU	01/03/2023	*	30:32	10-18	.556	0-0	.000	7-10	.700	4	11	15	10.4	1	2	2	0	3	27	13.7
Totals			14 419:51	79-139	.568	0-1	.000	34-64	.531	48	97	145	10.4	28	32	31	13	12	192	13.7

Player Averages

Games Played	Minutes/game	Points/game	FG Pct	3FG Pct	FT Pct	Rebounds/game	Assists/game	Turnovers/game	Assist/Turnover ratio	Steals/game	Blocks/game
14	30.0	13.7	56.8	0.0	53.1	10.4	2.3	2.2	1.0	0.9	0.9

CAREER STATS

SEASON	TEAM	GP-GS	MIN/AVG	Field Goals		3-Point		F-Throws		Rebounds				Scoring						
				FG-FGA	FG%	3FG-3FGA	3FG%	FT-FTA	FT%	OFF	DEF	TOT	AVG	PF-FO	A	TO	BLK	STL	PTS	AVG
2019-20	UA	7-0	13/1.9	1-1	1.000	0-0	.000	3-4	.750	1	3	4	0.6	1-0	0	0	1	0	5	0.7
2020-21	UA	23-20	517/22.5	77-104	.740	0-0	.000	27-41	.659	65	146	211	9.2	58-0	7	34	44	12	181	7.9
2021-22	UA	34-34	981/28.8	175-263	.665	0-3	.000	100-154	.649	111	256	367	10.8	100-4	46	64	41	16	450	13.2
2022-23	UA	14-14	420/30.0	79-139	.568	0-1	.000	34-64	.531	48	97	145	10.4	28-0	32	31	13	12	192	13.7
TOTAL		78-68	1931/24.8	332-507	.655	0-4	.000	164-263	.624	225	502	727	9.3	187-4	85	129	99	40	828	10.6

Single Game Highs

Statistic	Value	
Points	27	vs NIU 01/03/23
Rebounds	21	vs Malone 12/19/20
Assists	6	vs South Dakota St. 11/07/22
Steals	3	vs NIU 01/03/23
Blocks	5	at Central Mich. 01/25/22, at Western Mich. 02/15/22
FG Made	11	vs Malone 12/19/20
FG Attempts	18	vs NIU 01/03/23
3FG Attempts	1	4 times
FT Made	8	vs Marshall 12/01/21, at Ball St. 03/01/22
FT Attempts	12	vs Marshall 12/01/21



34 • NATE JOHNSON • FR • F • LIBERTY TWP, OHIO



SEASON STATS

Opponent	Date	GS	MIN	Total		3-Pointers		Free throws		Rebounds				PF	A	TO	BLK	STL	PTS	AVG
				FG-FGA	PCT	3FG-3FGA	PCT	FT-FTA	PCT	OFF	DEF	TOT	AVG							
South Dakota St.	11/07/2022		25:09	3-4	.750	1-2	.500	0-0	.000	0	2	2	2.0	2	1	0	1	1	7	7.0
vs Mississippi St.	11/11/2022		18:51	0-2	.000	0-2	.000	0-0	.000	0	1	1	1.5	1	0	0	0	0	0	3.5
Morgan St.	11/15/2022		21:20	4-6	.667	2-2	1.000	1-2	.500	1	1	2	1.7	2	1	1	0	2	11	6.0
vs Western Ky.	11/21/2022		29:08	3-3	1.000	3-3	1.000	0-0	.000	2	3	5	2.5	2	1	2	0	1	9	6.8
vs LSU	11/22/2022		20:20	0-2	.000	0-0	.000	0-0	.000	5	2	7	3.4	0	0	2	0	0	0	5.4
vs Nevada	11/23/2022		19:18	1-3	.333	0-1	.000	0-0	.000	0	3	3	3.3	4	0	1	0	2	2	4.8
at Marshall	11/30/2022 *		23:59	0-4	.000	0-1	.000	0-0	.000	2	3	5	3.6	1	0	2	0	0	0	4.1
Muskingum	12/04/2022		13:28	4-6	.667	1-2	.500	0-0	.000	1	2	3	3.5	2	0	1	0	0	9	4.8
Jackson St.	12/11/2022		11:27	0-3	.000	0-2	.000	0-0	.000	0	1	1	3.2	0	1	1	0	1	0	4.2
Wright St.	12/14/2022		12:38	0-1	.000	0-0	.000	0-0	.000	0	3	3	3.2	0	1	2	0	1	0	3.8
Maine	12/19/2022		17:36	0-1	.000	0-0	.000	1-2	.500	1	0	1	3.0	2	1	0	0	1	1	3.5
at Bradley	12/22/2022		15:26	0-2	.000	0-1	.000	0-0	.000	0	3	3	3.0	0	0	2	0	0	0	3.3
Concord	12/30/2022		15:48	4-6	.667	1-2	.500	0-0	.000	0	1	1	2.8	1	0	1	0	4	9	3.7
NIU	01/03/2023		29:53	3-6	.500	1-2	.500	1-2	.500	1	1	2	2.8	1	0	0	0	0	8	4.0
Totals		1	274:20	22-49	.449	9-20	.450	3-6	.500	13	26	39	2.8	18	6	15	1	13	56	4.0

Player Averages

Games Played	Minutes/game	Points/game	FG Pct	3FG Pct	FT Pct	Rebounds/game	Assists/game	Turnovers/game	Assist/Turnover ratio	Steals/game	Blocks/game
14	19.6	4.0	44.9	45.0	50.0	2.8	0.4	1.1	0.4	0.9	0.1

CAREER STATS

SEASON	TEAM	GP-GS	MIN/AVG	Field Goals		3-Point		F-Throws		Rebounds				Scoring						
				FG-FGA	FG%	3FG-3FGA	3FG%	FT-FTA	FT%	OFF	DEF	TOT	AVG	PF-FO	A	TO	BLK	STL	PTS	AVG
2022-23	UA	14-1	274/19.6	22-49	.449	9-20	.450	3-6	.500	13	26	39	2.8	18-0	6	15	1	13	56	4.0
TOTAL		14-1	274/19.6	22-49	.449	9-20	.450	3-6	.500	13	26	39	2.8	18-0	6	15	1	13	56	4.0

Single Game Highs

Statistic	Value	
Points	11	vs Morgan St. 11/15/22
Rebounds	7	vs LSU 11/22/22
Assists	1	6 times
Steals	4	vs Concord 12/30/22
Blocks	1	vs South Dakota St. 11/07/22
FG Made	4	vs Morgan St. 11/15/22, vs Muskingum 12/04/22, vs Concord 12/30/22
FG Attempts	6	4 times
3FG Made	3	vs Western Ky. 11/21/22
3FG Attempts	3	vs Western Ky. 11/21/22
FT Made	1	vs Morgan St. 11/15/22, vs Maine 12/19/22, vs NIU 01/03/23
FT Attempts	2	vs Morgan St. 11/15/22, vs Maine 12/19/22, vs NIU 01/03/23



JOHN GROCE

Head Coach

Sixth Season at Akron

15th Season Overall

Taylor '94

Groce became the Akron Zips 22nd head coach on April 6, 2017. He completed his fifth season at Akron with a 94-59 overall record, including a 63-25 mark over the last three seasons.

In Mid-American Conference play, the Zips are 54-38 under Groce and 40-16 over the last three years, owning the best winning percentage (.714) in the league.

Groce has a long track record of building championship caliber teams and

all-around successful young men. The program's mission "to be impactful", and the vision "OneAkron", resonates with everyone involved in the program as he is notorious for saying "It takes a village."

In 2022, The University of Akron basketball program claimed the 2022 MAC Men's Basketball Tournament Championship and advanced to the 2022 NCAA Tournament for the fifth time in program history. Akron entered NCAA Tournament as a No. 13 seed and played against the No. 4 seed UCLA Bruins in the First Round of the East Region at the Moda Center in Portland, Oregon on March 17, 2022. The Zips fell 57-53. Akron won eight consecutive games entering the NCAA Tournament, including the last five regular season games and the three MAC Tournament games. The Zips finished the season with a 24-10 overall record and 14-6 record in league play.

In 2020, the Zips matched the best regular season record in program history at 24-7. Groce led the Zips to five consecutive Mid-American Conference Tournaments, earning the No. 4 seed and defeating fifth-seeded Buffalo (70-68) in the quarterfinal round, top-seeded Toledo (70-62) in the semifinal round and second-seeded Kent State (75-55) in the finals. Akron earned No. 1 seed in 2020 - the 2020 MAC Tournament was canceled due to the COVID-19 pandemic.

During his 27-year coaching career, he has helped coach teams to 19 postseason appearances in 24 opportunities, including six regular season conference championships, eight conference tournament championships, a National Runner-up, an Elite 8, an NCAA Sweet 16 and seven Round of 32 appearances. Over 27 years his teams have not only shown consistent success on the court but have demonstrated sustained excellence in the classroom as well.

Prior to joining the Zips, Groce was head men's basketball coach at the University of Illinois for five seasons. During his tenure at Illinois, he led the Illini to an average of 19 wins per season along with postseason appearances in four of his five years in Champaign, owning a 95-75 record.

He arrived at Illinois after four seasons as head coach at Ohio University, where he led the Bobcats to an 85-56 overall record as well as Mid-American Conference Tournament titles and NCAA Tournament appearances in 2010 and 2012. Groce pursued building a championship program in all phases. There were signature wins on the court, player development improvements, recruiting success, and achievement in the classroom as well.

Ohio was the story of the 2012 Tournament, advancing to the Sweet 16 as a No. 13 seed with victories over No. 4 seed Michigan followed by No. 12 seed South Florida. The Bobcats made a strong push for the Elite Eight before falling to No. 1 seed North Carolina in overtime in the regional semifinal. It marked just the second time in Ohio's school history and first since 1964 that the Bobcats won multiple games in the NCAA Tournament. Ohio finished the 2012 season with a school-record 29 wins and was known for its pressure defense, ranking second nationally in turnover percentage and third in steals percentage.

Ohio also made noise in the 2010 postseason. Playing in the school's first NCAA Tournament game in five seasons, the Bobcats received a No. 14 seed and defeated No. 3 seed Georgetown. With the 2010 and 2012 NCAA performances, Ohio became just the sixth school ever to win Tournament games as both a 13 and 14 seed.

Groce earned his first head-coaching job at Ohio following four seasons on Thad Matta's staff at Ohio State from 2005-08, the first two as assistant coach and last two as associate head coach. During Groce's time in Columbus the Buckeyes amassed a record of 105-35, advanced to the NCAA Championship game in 2007 and second round in 2006, claimed back-to-back outright Big Ten Championships in 2006 and 2007 and won the NIT in 2008.

Groce played a key role in recruiting many of the top players at Ohio State and was named Rivals' 2006 National Recruiter of the Year.

Groce earned a bachelor's degree in mathematics from Taylor in 1994. He and his wife, Allison, have two sons, Conner and Camden, and a daughter, Cate.

THE JOHN GROCE FILE

COACHING EXPERIENCE

2018-present	Akron	Head Coach
2013-17	Illinois	Head Coach
2009-12	Ohio	Head Coach
2007-08	Ohio State	Associate Head Coach
2005-06	Ohio State	Assistant Coach
2002-04	Xavier	Assistant Coach
2001	Butler	Assistant Coach
1997-00	N.C. State	Assistant Coach
1994-96	Taylor	Assistant Coach

YEAR-BY-YEAR COACHING RECORD

Year	Team	Overall	Conference	Finish/Postseason
2008-09	Ohio	15-17 (.468)	7-9 (.438)	6th East
2009-10	Ohio	22-15 (.595)	7-9 (.438)	5th East, NCAA Second Round
2010-11	Ohio	19-16 (.543)	9-7 (.563)	3rd East, CIT Quarterfinals
2011-12	Ohio	29-8 (.784)	11-5 (.688)	3rd East, NCAA Sweet 16
Ohio Totals (4 seasons)		85-56 (.603)	34-30 (.531)	
2012-13	Illinois	23-13 (.639)	8-10 (.444)	T7th, NCAA Third Round
2013-14	Illinois	20-15 (.571)	7-11 (.389)	T8th, NIT Second Round
2014-15	Illinois	19-14 (.576)	9-9 (.500)	T7th, NIT First Round
2015-16	Illinois	15-19 (.441)	5-13 (.278)	12th
2016-17	Illinois	18-14 (.563)	8-10 (.444)	9th
Illinois (5 seasons)		97-76 (.561)	37-53 (.411)	
2017-18	Akron	14-18 (.438)	6-12 (.333)	6th East
2018-19	Akron	17-16 (.515)	8-10 (.444)	4th East
2019-20	Akron	24-7 (.770)	14-4 (.760)	1st, MAC Champions
2020-21	Akron	15-8 (.667)	12-6 (.667)	3rd in MAC
2021-22	Akron	24-10 (.714)	14-6 (.727)	t-3rd, NCAA First Round
2022-23	Akron	8-5 (.556)	1-0 (.000)	
Akron (5 seasons)		103-64 (.618)	55-38 (.587)	
Career Totals (12 seasons)		285-196 (.592)	126-121 (.508)	

BIRTHDATE: Sept. 7, 1971 **EDUCATION:** Taylor University, B.S. in mathematics, 1994
HOMETOWN: Danville, Ind. **PLAYING CAREER:** 1991-93 Basketball (Taylor)
FAMILY: Wife- Allison, Children- Conner, Camden, and Cate



Groce ALL-Time Record vs Opponents

THE NUMBERS ON AKRON HOOPS...

4 Akron has won three MAC tournament titles to represent the league in the NCAA Tournament.

17 The number of times the Zips have finished in the top-three in the MAC East since divisional play began during the 1997-98 season.

19 Only 10 teams had at least 19 wins every season since the start of the 2004-05 campaign, including the Zips.

21 Akron was one of just four programs in all of Division I basketball to post at least 21 wins in 12 straight-seasons.

87 Akron has posted 87 winning seasons in 121 years of basketball.

85.0 The Zips have a home winning percentage of 85.0 since the start of the 2004-05 campaign (244-44).

126 The number of wins in league play the Zips have posted since the start of the 2012 MAC schedule 126-50, .696).

209 Akron has posted 209 wins in conference play since the 2004-05 season (209-66 .759). The Zips' 209 wins are the most in the league during that stretch.

246 Akron has posted 246 home wins since the 2004-05 campaign (246-44, .853).

398 The number of wins the Zips have posted since the start of the 2004-05 season, the most victories in the MAC.

697 The number of consecutive games that Akron has made at least one 3-point basket.

1,675 The Zips have won 1,675 games in their 122 seasons of basketball. Akron was the 56th Division I program to post 1,500 all-time wins.

Opponent	UA W-L	TOT W-L
Akron	0-0	6-4
Alabama	0-0	0-1
Alabama State	1-0	2-0
American	0-0	1-0
Appalachian State	1-1	1-1
Arkansas State	0-0	1-0
Auburn	0-0	2-0
Austin Peay	0-0	2-1
BYU	0-0	1-0
Ball State	5-3	8-6
Baylor	0-0	1-0
Boston U.	0-0	1-0
Bowling Green	8-3	11-9
Bradley	0-1	1-1
Brown	0-0	1-0
Bucknell	0-0	1-0
Buffalo	3-8	8-12
Butler	0-0	1-0
Carnegie Mellon	1-0	1-0
Cedarville	2-0	2-0
Central Michigan	6-1	9-3
Chaminade	0-0	1-0
Chattanooga	1-0	1-1
Chicago State	1-0	3-0
Clemson	0-1	0-2
Cleveland State	1-0	1-0
Colgate	0-0	1-0
Colorado	0-0	1-0
Concord	3-0	3-0
Coppin State	0-0	1-0
Dartmouth	0-0	1-0
Davidson	0-1	0-1
Dayton	0-1	0-1
Delaware	0-0	2-1
Detroit Mercy	1-0	2-0
Eastern Kentucky	0-0	2-1
Eastern Michigan	7-3	9-5
East Tennessee State	0-0	0-1
Elon	0-0	1-0
Evansville	1-0	1-0
Fordham	0-1	0-1
Florida State	0-0	0-1
Florida A&M	1-0	1-0
Gardner-Webb	0-0	1-0
George Mason	0-0	0-1
Georgetown	0-0	1-0
Georgia Southern	0-0	1-0
Georgia Tech	0-0	1-1
Gonzaga	0-0	1-0
Hampton	0-0	1-0
Hawaii	0-0	1-0
Holy Cross	0-0	1-0
Illinois State	0-1	2-1
Indiana	0-0	3-6
Indiana State	0-0	2-0
Iowa	0-0	4-4
Iowa State	0-0	0-1
IPFW	1-1	2-1
IUPUI	0-0	2-1
Jacksonville State	1-0	2-0
Kansas	0-0	0-1
Kennesaw State	0-0	2-0
Kent State	6-5	10-10
Lamar	0-0	2-1
Louisville	0-1	0-3
Liberty	0-1	0-1
LSU	0-1	0-1
Maine	1-0	1-0
Malone	3-0	3-0
Marietta	0-0	1-0
Massachusetts	1-0	1-0
Marshall	2-2	4-5
Maryland	0-0	1-3
McKendree	0-0	1-0
Merrimack	1-0	1-0
Miami (Fla.)	0-0	0-2
Miami (Ohio)	7-3	13-6
Michigan	0-0	3-9
Michigan State	0-0	3-4
Middle Tennessee	0-0	1-0
Minnesota	0-0	6-3
Mississippi State	0-1	0-1
Mississippi Valley State	1-0	1-0
Missouri	0-0	4-1
Morgan State	1-0	2-0
Muskingum	0-0	0-0
Nebraska	0-0	5-3
Nevada	0-2	0-2
Norfolk State	0-0	2-0
North Carolina	0-0	0-1
North Carolina Central	1-0	1-0
North Carolina A&T	0-0	2-0
North Carolina State	0-0	1-0
North Dakota State	0-0	1-0
North Florida	0-0	0-1
Northern Illinois	5-3	9-3
Northern Iowa	0-0	1-0
Northern Kentucky	0-0	1-0
Northwestern	0-0	5-3
Notre Dame	0-0	0-1
Oakland	0-0	1-1
Ohio	6-4	6-4
Ohio Valley	0-0	1-0
Ohio State	0-1	2-7
Oregon	0-0	0-2
Penn State	0-0	4-3
Pittsburgh	0-0	0-1
Point Park	1-0	1-0
Portland	0-0	1-0
Princeton	0-1	0-1
Providence	0-0	0-1
Purdue	0-0	3-5
Robert Morris	0-0	0-3
Rutgers	0-0	3-1
St. Bonaventure	1-1	1-2
St. Francis (N.Y.)	0-0	2-0
St. Francis (Pa.)	0-0	1-0
Santa Clara	0-0	1-0
South Carolina Upstate	1-0	1-0
South Dakota	0-0	1-0
South Dakota State	1-0	1-0
South Florida	0-0	1-0
Southeast Missouri	0-0	1-0
Southern	2-0	2-0
Temple	0-0	0-1
Tennessee	0-0	0-1
Tennessee-Martin	1-0	2-0
Tennessee State	1-0	1-0
Texas A&M-Corpus Christi	0-0	1-0
Toledo	1-6	6-7
Towson	0-0	0-0
Tulane	1-0	1-0
Tulsa	0-0	1-1
UAB	0-0	1-0
UIC	0-0	2-0
UNC Asheville	0-0	1-0
UNLV	0-0	1-0
USC	0-1	1-1
VCU	0-0	1-0
Valparaiso	0-0	2-0
Villanova	0-0	0-1
West Virginia	0-1	0-2
Western Carolina	0-0	2-0
Western Kentucky	1-0	1-0
Western Michigan	5-2	8-4
Wheeling	1-0	1-0
William & Mary	0-0	1-0
Winthrop	0-0	1-1
Wisconsin	0-0	0-8
Wright State	2-0	4-0
Xavier	0-0	0-1
Yale	0-0	1-0
Youngstown State	1-0	1-0
TOTAL	103-64	285-196



LAST TIME AKRON...

Scored 50+ points in a half: 7x Most: vs Point Park (50), 11/13/21 (2nd)
Scored 55+ points in a half: vs. Detroit (58), 12/18/13 (2nd)
Scored 60+ points in a half: vs. Denison (70), 12/7/05 (1st)
Scored 90+ Points: vs. Youngstown State (98), 11/10/18
Scored 90+ Points (MAC): Buffalo (91) 1/28/17
Scored 100+ Points: vs. Point Park (102), 11/13/21
Scored 100+ Points (MAC): at Northern Illinois (101, 2ot), 1/29/03
Scored 110+ Points: vs. Ball State (106, 2ot), 1/27/18
Scored 110+ Points (MAC): vs. Ball State (111, 2ot), 1/27/18
Scored 120+ Points: vs. Denison (123), 12/7/05
Scored 50 points or less: at Gonzaga (43), 12/10/16
Scored 50 points or less (MAC): vs. Ohio (50), 2/22/14
Scored 100 points in consecutive games: vs. Ball State (105, ot), 1/4/03; at Ohio (104, 4ot), 1/8/03
Scored 100 points in 3+ consecutive games: vs. Central Connecticut (100), 12/3/67; vs. Marietta (100), 12/10/67; at Heidelberg (102), 12/13/67
Won a game by 20+ points: vs. Radford (47, 88-41), 11/17/16
Won a game by 30+ points: vs. Chicago State (41, 87-46), 11/16/18
Won by one point: at Buffalo (91-90), 1/28/17
Lost by one point: at Northern Illinois (80-79), 2/13/16
Consecutive games decided by one point: at Bowling Green (W, 69-68), 1/31/15; at Ohio (L, 83-82), 2/4/15
Made 35+ field goals: vs. Point Park (36), 11/13/21
Made 40+ field goals: vs. Denison (46), 12/7/05
Made 45+ field goals: vs. Denison (46), 12/7/05
Made 50+ field goals: vs. Hiram (57), 2/25/61
Shot over 50% from the field: vs. Point Park (.500, 36-72), 11/13/21
Shot over 60% from the field: at IPFW (.643, 36-56), 3/19/14
Shot over 65% from the field: at Kent State (.660, 33-55), 1/24/98
Shot under 30% from the field: at North Dakota State (.298, 17-57), 12/16/14
Made 10+ 3-pointers: vs. Point Park (13) 11/13/21
Made 15+ 3-pointers (4x Last): at Eastern Michigan (18) 2/10/17
Made 20+ 3-pointers: vs. BGSU (20) 3/1/16
Made 0 3-pointers: vs. Purdue, 12/7/00
Shot over 50% from 3-point (10 att): vs. Buffalo (.591, 13-22), 2/24/17
Shot over 60% from 3-point (10 att): at Ohio (.600, 9-15), 1/12/14
Shot over 70% from 3-point (10 att): vs. Ohio (.750, 9-12), 3/10/12
Shot over 75% from 3-point (8 att): vs. Northern Ill. (.778, 7-9), 2/19/90
Made 20+ free throws: vs. Buffalo (20), 2/24/17
Made 25+ free throws: vs. Buffalo (26), 1/28/17
Made 30+ free throws: vs. Youngstown State (35), 12/21/07
Made 35+ free throws: vs. Youngstown State (35), 12/21/07
Made 40+ free throws: vs. Ball State (.905, 19-of-21), 1/27/18
Shot 100% from foul line (min. 10 att.): vs. Bowling Green (10-10), 2/21/17
Had 15+ steals: vs. Bluffton (17), 12/20/14
Had 20+ steals: vs. Tiffin (20), 11/19/06
Had 20+ assists: at Ohio (21), 2/27/13
Had 25+ assists: vs. North Carolina Central (26), 12/8/07
Had 30+ assists: vs. Denison (31), 12/7/05
Had 50+ rebounds: vs. Arkansas-Pine Bluff (50), 12/18/12
Had 60+ rebounds: vs. Coppin State (61), 1/2/13
Won rebounds by +20: vs. Coppin State (29, 61-32), 1/2/13
Lost rebounds by +20: vs. Canisius (20, 27-47), 11/15/08
Had 10+ blocked shots: at Buffalo (10), 2/16/16
Had 15+ blocked shots: vs. Kent State (15), 3/12/11
Had 5 or fewer turnovers: vs. Youngstown State (5), 11/10/18
Had 10 or fewer turnovers: at Western Michigan (8), 1/24/17
Had 20+ turnovers: vs. Miami (Ohio) (20), 2/21/15
Had 25+ turnovers: vs. Arkansas-Pine Bluff (25), 12/18/12
Won in overtime: at Ohio (83-80, 2OT), 1/12/14
Lost in overtime: vs. Ohio State (NIT: 72-63), 3/15/16
Played in two overtimes: vs. Ball State (L, 111-106, 2ot), 1/27/18
Played in three overtimes: vs. Xavier (L, 113-111), 12/21/96
Played in four overtimes: at Ohio (L, 112-104), 1/8/02
Played in five overtimes: at Eastern Kentucky (W, 88-86), 1/26/84
Played consecutive overtime games: vs. Ball State (W, 105-104, ot), 1/4/03; at Ohio (L, 112-104, 4ot), 1/8/03
Overcame a 10+ point deficit to win: Trained 38-27 vs. CMU, won 89-85, 11/10/17
Overcame a 15+ point deficit to win: Trained 52-37 at NIU, won 76-73, 1/31/17
Overcame a 20+ point deficit to win: Trained 32-12 vs. Buffalo, won 68-64, 1/26/13

LAST TIME AN OPPONENT...

Scored 50+ points in a half: vs. Davidson (52), 12/25/17 (2nd)
Scored 55+ points in a half: vs. USC (55), 12/22/17 (2nd)
Scored 60+ points in a half: at Louisville (65), 12/10/05 (2nd)
Scored 90+ Points: Davidson (90), 12/25/17
Scored 90+ Points (MAC): Buffalo (90), 1/28/17
Scored 100+ Points: at Louisville (111), 12/10/05
Scored 100+ Points (MAC): at Northern Illinois (100, 2ot), 1/29/03
Scored 110+ Points: at Louisville (111), 12/10/05
Scored 110+ Points (MAC): vs. Ball State (111, 2ot), 1/27/18
Scored 120+ Points: at Eastern Kentucky (122), 1/19/80
Scored 50 points or less: vs. Radford (41), 1/28/17
Scored 50 points or less (MAC): vs. Miami (46), 1/23/16
Scored 100 points in consecutive games: vs. Ball State (104, ot), 1/4/03; at Ohio (112, 4ot), 1/8/03
Scored 100 points in consecutive games (MAC): vs. Ball State (104, ot), 1/4/03; at Ohio (112, 4ot), 1/8/03
Scored 100 points in 3+ consecutive games: Never
Won a game by 20+ points: vs. USC (31, 84-53), 12/21/17
Won a game by 30+ points: at South Carolina (32, 78-45), 12/28/13
Made 35+ field goals: at Buffalo (38), 2/19/14
Made 40+ field goals: at Louisville (40), 12/10/05
Made 45+ field goals: at Marshall (47), 12/21/51
Made 50+ field goals: Never
Shot over 50% from the field: vs. Davidson (.532, 33-62), 12/25/17
Shot over 60% from the field: at IPFW (.600, 33-55), 3/19/14
Shot over 65% from the field: vs. Ohio (.652, 30-46), 2/12/94
Shot under 30% from the field: vs. Western Michigan (.259, 14-54), 3/11/15
Made 10+ 3-pointers: Davidson (13), 12/25/17
Made 15+ 3-pointers 2x Most: vs. Marshall (12), 12/17/16
Made 0 3-pointers: at Valparaiso, 11/18/11
Shot over 50% from 3-point (10 att): vs. Eastern Michigan (.529, 9-17), 1/19/16
Shot over 60% from 3-point (10 att): at Ohio (.611, 11-18), 2/4/15
Shot over 70% from 3-point (10 att): vs. Toledo (.786, 11-14), 1/20/93
Shot over 75% from 3-point (10 att): at Toledo (.818, 9-11), 1/9/15
Made 20+ free throws: vs. USC (20), 12/25/17
Made 25+ free throws: at Kent State (25), 3/6/15
Made 30+ free throws: at Saint Mary's (32), 11/12/13
Made 35+ free throws: vs. Toledo (36, ot), 3/10/09
Made 40+ free throws: Never
Shot 90% from foul line: vs. Ohio (.900, 18-20), 2/27/15
Shot 100% from foul line (min. 10 att.): at Florida State (10-10), 3/18/08
Had 15+ steals: vs. Arkansas-Pine Bluff (18), 12/18/12
Had 20+ steals: Never
Had 20+ assists: at IPFW (20), 3/19/14
Had 25+ assists: at Northwestern (25), 3/13/12
Had 30+ assists: at Louisville (31), 12/10/05
Had 50+ rebounds: vs. Western Michigan (51), 3/11/11; (50), 1/8/16)
Had 10+ blocked shots: vs. VCU (10), 2/23/08
Had 15+ blocked shots: Never
Had 5 or fewer turnovers: vs. Miami (Ohio) (5), 3/10/07
Had 10 or fewer turnovers 3x Least: vs. UMES (8), 12/22/16
Had 20+ turnovers: vs. Radford (22), 2/14/15
Had 30+ turnovers: vs. Canisius (30), 11/15/08
Overcame a 10+ point deficit to win: YSU trailed 41-30 and won 90-82, 11/12/16
Overcame a 15+ point deficit to win: Western Michigan trailed 37-19 and won 64-60 in overtime, 3/14/14



LAST TIME AN AKRON PLAYER...

SCORING

Scored 20+ Points: Loren Cristian Jackson (24), vs. Fort Wayne 12/6/17
Scored 25+ Points: Daniel Utomi (25), vs. Youngstown State 11/10/18
Scored 30+ Points: Daniel Utomi (32), vs. UT Martin, 11/18/17
Scored 35+ Points: Romeo Travis (37), vs. Bowling Green, 2/24/07
Scored 40+ Points: Derrick Tarver (44), vs. Wright State, 12/30/03
Scored 45+ Points: Jimond Ivey (48), vs. Ball State, 1/27/18
Scored 50+ Points: Never

Two players had 20+ points: Jimond Ivey (48) and Malcolm Duvivier (22) vs Ball State 1/27/18

Three players had 20+ points: Nikola Cvetinovic (27); Brett McClanahan (22); Zeke Marshall (22), vs. Youngstown State, 11/20/10

Two players had 25+ points: Kwan Cheatham (31); Isaiah Johnson (27), UB, 1/28/17

Two players had 30+ points: Rashon Brown (31); David Falknor (30), vs. Western Michigan, 3/4/02

Scored 20+ points, half: Derrick Tarver (27), vs. Wright State, 12/30/03 (1st)

Scored 20+ points in five-straight games: Derrick Tarver (6), 1/10/04-1/28/04

Scored 20+ points in 10+ straight games: Joe Jakubick (17), 1/9/84-3/3/84

Scored in double figures in 10+ straight games: Isaiah Johnson (13), 1/12-2/23/16

Scored in double figures in 15+ straight games: Demetrius "Tree" Treadwell (22), 1/8/14-11/14/14

Scored in double figures in 30+ straight games: Joe Jakubick (30), 3/11/82-3/3/84

All five starters scored in double figures: 2x Isaiah Johnson (15), Antino Jackson (13), Jimond Ivey (13), Kwan Cheatham, Jr. (10), Tavian Dunn-Martin (10); vs. UMEs, 12/22/16
 Kwan Cheatham (20), Noah Robotham (14), Isaiah Johnson (13), Jimond Ivey (13), and Antino Jackson (12) vs. Western Michigan 1/24/17

5 players scored in double figures Last: Daniel Utomi (25), Jimond Ivey (18), Loren Cristian Jackson (16), Deng Riak (14), Tyler Cheese (13); vs. YSU, 11/10/18

6 players scored in double figures: (x2 in 15-16) Noah Robotham (15), Jake Kretzer (14), Antino Jackson (14), Pat Forsythe (13), Isaiah Johnson (12), Josh Williams (11); vs. UC Santa Barbara 12/21/15; Reggie McAdams (16), Isaiah Johnson (15), Jake Kretzer (13), Antino Jackson (11), Kwan Cheatham, Jr. (11), Noah Robotham (10); vs. Iona 12/23/15

7 players scored in double figures: Bubba Walther (21), Zach Sowers (12), Matt Futch (11), Nick Dials (10), Dru Joyce (10), Romeo Travis (10), John Rybak (10); vs. Denison, 12/7/05

DOUBLE-DOUBLES

Had a double-double: Jimond Ivey (24 pts., 13 Rebs) vs Chattanooga 11/28/17

Two players with a double-double: Jimond Ivey (14 pts., 12 rebs.), Isaiah Johnson (10 pts., 10 rebs.); vs. Kent State, 3/3/17

Three players with a double-double: Kwan Cheatham, Jr. (16 pts., 12 Rebs); Isaiah Johnson (14 pts, 10 Rebs); Jimond Ivey (12 pts, 11 Rebs) all vs American 11/12/16

20-point, 10-rebound double-double: Demetrius "Tree" Treadwell (24 pts., 10 rebs.), vs. Oregon State, 12/22/13

25-point, 10-rebound double-double: Isaiah Johnson (27 pts., 10 rebs.), vs. Buffalo 1/28/17

Double-double in points and assists: Dru Joyce (12 pts., 13 ast.), vs. Hampton, 11/27/04

Had a triple-double: Never

SHOOTING

Made 10+ field goals: Emmanuel Olojakpoke (10), vs. Fort Wayne 12/6/17

Made 15+ field goals: Jimond Ivey (15), at Ball State, 1/27/18

Attempted 20+ field goals: Jimond Ivey (23), at Ball State, 1/27/18

Attempted 25+ field goals: Derrick Tarver (25), at Ball State, 3/8/04

Made 5+ 3-pointers: Daniel Utomi (5), at EMU (2/10/17)

Made 7+ 3-pointers: Jimond Ivey (9), vs Ball State 1/27/18

Made 10+ 3-pointers: Bryan Trimble, Jr. (10), vs. Bowling Green, 1/20/22

Attempted 10+ 3-pointers: Josh Williams (10), vs. CMU, 1/10/17

Attempted 12+ 3-pointers: Jimond Ivey (12), vs Ball State 1/27/18

Attempted 15+ 3-pointers: Derrick Tarver (15), vs. Wright State, 12/30/03

Made a 3-pointer in 10+ straight games: Kwan Cheatham (14), 12/3/16-1/28/17

Made a 3-pointer in 15+ straight games: Steve McNees (16), 1/3/11-2/26/11

Made a 3-pointer in 20+ straight games: Brett McClanahan (20), 11/12/10-1/26/11

Shot 100% from 3-point range (min. 5 att.): Jake Kretzer (5-5), at Ohio, 2/27/13

FREE THROWS

Made 10+ free throws: Isaiah Johnson (11-of-16), vs. CMU, 1/10/17

Made 15+ free throws: Romeo Travis (16), vs. Bowling Green, 2/24/07

Made 20+ free throws: Jim Fenton (20), vs. John Carroll, 1/6/54

Made 20+ consecutive free throws: Darryl Roberts (30), 1/22/11-3/11/11

Made 30+ consecutive free throws: Darryl Roberts (30), 1/22/11-3/11/11

Attempted 15+ free throws: Isaiah Johnson (11-of-16), vs. CMU, 1/10/17

Attempted 20+ free throws: Romeo Travis (23), vs. Bowling Green, 2/24/07

Shot 100% from the foul line (min. 10 att.): Johnny Hollingsworth (10-10), vs. Marshall, 3/5/03

REBOUNDS

Had 10+ rebounds: Kwan Cheatham, Jr. (13), vs Ohio 2/4/17

Had 15+ rebounds: Isaiah Johnson (16), vs. Eastern Michigan 3/10/16

Had 20+ rebounds: Enrique Freeman (21) vs Malone 12/19/20; Bryan Roth (21), vs. Eastern Kentucky, 2/9/85

Had 25+ rebounds: Roger Johnson (25), vs. Ill. Wesleyan, 1/4/69

Had 10+ rebounds in three-consecutive games: Demetrius "Tree" Treadwell, 12/16/13-12/23/13

Had 10+ rebounds in four-consecutive games: Demetrius "Tree" Treadwell, 1/15/14-1/25/14

Had 10+ rebounds in five-consecutive games: Demetrius "Tree" Treadwell, 2/1/14-2/15/14

Two players had 10+ rebounds: Quincy Diggs (12), Demetrius "Tree" Treadwell (11); at Miami (Ohio), 2/26/14

Three players had 10+ rebounds: Jake Kretzer (12), Zeke Marshall (12), Nick Harney (11); vs. Coppin State, 1/2/13

ASSISTS

Had 7+ assists: Isaiah Johnson vs. Lipscomb (8), 1/3/17

Had 10+ assists: Alex Abreu (10), at Northwestern, 3/13/12

Had 12+ assists: Wendell Bates (12), vs. Kent State, 12/18/79

Had 15+ assists: Never

BLOCKED SHOTS

Had 5 blocked shots: Demetrius "Tree" Treadwell (5), at EMU, 1/22/14

Had 6 blocked shots: Zeke Marshall (6), vs. Buffalo, 1/26/13

Had 7 blocked shots: Zeke Marshall (7), vs. Kent State, 3/15/13

Had 8 blocked shots: Zeke Marshall (9), at Toledo, 1/23/13

Had 10+ blocked shots: Never

STEALS

Had 5 steals: Antino Jackson (5), at Miami, 1/14/17

Had 6 steals: Alex Abreu (6), at Mississippi State, 11/9/11

Had 7 steals: Jimmal Ball (7), at Buffalo, 1/24/00

Had 8 steals: Jimmal Ball (9), at Eastern Michigan, 1/19/00

LAST TIME AN OPPOSING PLAYER...

Scored 20+ Points: Braylon Rayson (27), at Central Michigan 1/10/17

Scored 30+ Points: Marcus Keene (33), at Central Michigan, 1/10/17; Blake Hamilton (33) 1/28/17; Jaaron Simmons (38) 2/4/17

Scored 40+ Points: Carlos Medlock (42), vs. Eastern Michigan, 3/11/10

Scored 50+ Points: Never

Had a double-double: Kenny Carpenter (CSU) (11 points and 12 rebounds) 11/11/17

Made 10+ field goals: Blake Hamilton (13) Buffalo 1/28/17; Jaaron Simmons (10) 2/4/17

Attempted 20+ field goals: Josh Hart (21) at Villanova, 11/22/15

Made 5+ 3-pointers: Jaaron Simmons (5-of-5) Ohi 2/4/17

Attempted 10+ 3-pointers: Anthlon Bell (13) at Arkansas, 11/18/15

Made 10+ free throws: Raven Lee (13), at Eastern Michigan, 2/14/15

Attempted 15+ free throws: D.J. Newbill (15), at Penn State, 11/25/14

Shot 100% from the foul line (min. 10 att.): Braylon Rayson (10-10), at Central Michigan, 1/12/16

Had 10+ rebounds: Kenny Carpenter (12) vs. Cleveland State, 11/11/17

Had 15+ rebounds: Jordan Fouse (16), at Green Bay, 11/24/15

Had 20+ rebounds: Reggie Keely (20), vs. Ohio, 2/14/10

Had 10+ assists: D.J. Cooper (10), at Ohio, 2/26/12

Had 5+ blocked shots: Jimmy Hall (5), at Kent State, 3/6/15

Had 5+ steals: Cameron Morse (5), at YSU, 11/12/16



The Zips All-Time Records vs Opponents

Adrian	1	0	2016-17	Same	W1	Findlay	1	1	1937-38	1938-39	L1
Air Force	1	0	2016-17	Same	W1	Florida Atlantic	1	0	1992-93	Same	W1
Alabama	0	1	2000-01	Same	L1	Florida A&M	2	0	2011-12	2021-22	W2
Alabama State	1	0	2018-19	2018-19	1-0	Fla. International	3	2	1987-88	1999-2000	L1
Albion	3	0	1946-47	1948-49	W3	Florida State	1	0	2007-08	Same	W1
Alfred	1	0	1938-39	1938-39	W1	Franklin & Marshall	2	1	1937-38	1939-40	W1
Allegheny	0	5	1905-06	1913-14	L5	Gannon	11	11	1945-46	1978-79	L1
Alliance (Pa.)	1	0	1969-70	1969-70	W1	Gardner-Webb	1	0	2006-07	Same	W1
American	5	1	1961-62	2016-17	W2	Geneva	10	6	1916-17	1965-66	W1
Appalachian State	1	1	2017-18	2021-22	L1	George Mason	2	0	1996-97	1997-98	W2
Arizona State	1	1	1950-51	1956-57	L1	Georgia Southern	1	0	2016-17	2016-17	W1
Arkansas	1	0	2015-16	Same	W1	Glenville	2	1	1936-37	1938-39	L1
Arkansas-Little Rock	1	1	2006-07	2010-11	W1	Gonzaga	0	2	2008-09	2016-17	L2
Arkansas-Pine Bluff	5	0	2009-10	2014-15	W5	Green Bay	3	6	1989-90	2015-16	L2
Ashland	25	3	1904-05	1989-90	W6	Grove City	1	1	1916-17	1917-18	W1
Augustana	1	0	1968-69	1968-69	W1	Hampton	3	1	2001-02	2004-05	W3
Austin Peay	11	9	1957-58	2009-10	W3	Hayward State	1	0	1974-75	Same	W1
Baldwin-Wallace	66	25	1902-03	1979-80	W7	Heidelberg	43	9	1910-11	1966-67	W14
Ball State	28	18	1937-38	2021-22	W5	Hillsdale	1	0	1948-49	1948-49	W1
Bellarmine	3	2	1967-68	1974-75	W3	Hiram	42	3	1904-05	2015-16	W40
Bethany	1	0	1966-67	Same	W1	Hofstra	5	1	1963-64	1970-71	W3
Bethune-Cookman	4	0	1987-88	2015-16	W4	Houston	2	1	1993-94	2016-17	W2
Binghamton	2	0	2006-07	2007-08	W2	Howard	1	0	2009-10	Same	W1
Bluffton	2	0	1946-47	2014-15	W2	Idaho State	0	1	1991-93	Same	L1
Boise State	1	1	1988-89	Same	L1	Illinois-Chicago	5	4	1983-84	2010-11	W3
Bowling Green	43	28	1937-38	2021-22	W3	Illinois State	2	7	1969-70	2018-19	L1
Bridgewater	1	0	1960-61	Same	W1	Illinois Wesleyan	2	0	1968-69	1971-72	W2
Brockport State	5	1	1971-72	1976-77	W2	Indiana	1	0	1904-05	Same	W1
Brooklyn College	4	0	1987-88	1988-89	W4	IPFW	1	2	2013-14	2018-19	L1
Brown	2	0	1947-48	1969-70	W2	IUPUI	1	0	1990-91	Same	W1
Bradley	0	1	2022-23	Same	L1	Indiana State	2	0	1977-78	1978-79	W2
Bryant	1	0	2014-15	Same	W1	Iona	1	1	1970-71	2971-72	W1
Bucknell	2	0	1964-65	1966-67	W2	Iowa State	5	0	1955-56	2015-16	W5
Buffalo	38	33	1954-55	2021-22	W3	Ithaca	0	1	2013-14	Same	L1
Buffalo State	6	3	1967-68	1976-77	L2	Jackson State	1	0	1963-64	Same	W1
Butler	0	1	1964-65	Same	L1	Jacksonville (Fla.)	0	1	2022-23	Same	-
California	0	1	2005-06	Same	L1	James Madison	0	1	1983-84	Same	L1
UC- Santa Barbara	1	2	1953-54	2015-16	W1	John Carroll	1	1	2002-03	2003-04	W1
UC-Irvine	1	0	2016-17	2016-17	W1	Johns Hopkins	21	7	1934-35	2012-13	W7
Canisius	3	3	1942-43	2008-09	W1	Juniata	2	0	1954-55	1955-56	W2
Capital	13	0	1917-18	2002-03	W13	Kansas State	0	3	1988-89	1990-91	L3
Carnegie Mellon	3	0	1943-44	2018-19	W3	Kent State	79	80	1915-16	2021-22	W1
Carson-Newman	0	1	1973-74	Same	L1	Kentucky	0	2	1936-37	1981-82	L2
Case Tech	34	18	1903-04	1956-57	W1	Ky. Wesleyan	5	7	1965-66	1976-77	W1
Catholic	1	0	1962-63	Same	W1	Kenyon	22	4	1903-04	1987-88	W4
Cedarville	2	0	2020-21	2018-19	W2	Lake Forest	2	0	1957-58	1958-59	W2
Centenary	1	0	1938-39	Same	W1	Lamar	2	1	1990-91	1991-92	L1
Central Connecticut	6	3	1966-67	1986-87	W1	La Salle	0	1	1939-40	Same	L1
Central Florida	4	0	1984-85	1989-90	W4	Lawrence Tech	6	0	1938-39	1959-60	W6
Central Michigan	38	15	1938-39	2021-22	W5	LeMoine	1	0	1963-64	Same	W1
Central State	1	0	1983-84	Same	W1	Liberty	1	1	2001-02	2019-20	L1
Charleston Southern	1	0	2015-16	Same	W1	Lipscomb	1	0	2015-16	Same	W1
Cheyney State	4	2	1970-71	1978-79	W1	Long Island	1	0	1965-66	Same	W1
Chicago State	3	1	1984-85	2018-19	W3	Louisiana Tech	0	2	1989-90	Same	L2
Chicago	0	1	1913-14	Same	L1	Louisville	0	2	2005-06	2019-20	W1
Cincinnati	8	11	1914-15	2003-04	L7	Loyola-Chicago	2	0	1997-98	1998-99	W2
Clemson	0	2	2005-06	2018-19	L2	Loyola Marymount	1	0	2006-07	Same	W1
Cleveland State	37	32	1932-33	2017-18	W4	LSU	0	1	2022-23	Same	L1
Coastal Carolina	2	1	1986-87	2013-14	W1	MacMurray	1	1	1968-69	1969-70	W1
Colby	5	1	1948-49	1957-58	W2	Maine	1	0	2022-23	Same	W1
Concord	3	0	2017-18	2022-23	W3	Malone	7	0	1971-72	2020-21	W7
Connecticut	1	0	1947-48	Same	W1	Mankato State	0	1	1977-78	Same	L1
Coppin State	5	0	2012-13	2016-17	W5	Mansfield State	1	0	1992-93	Same	W1
Creighton	1	3	2005-06	2016-17	L2	Marietta	18	3	1910-11	1967-68	W13
Dartmouth	1	0	1927-28	Same	W1	Marshall	16	14	1946-47	2022-23	L1
Davidson	0	1	2017-18	Same	L1	Md.-Eastern Shore	5	1	1950-51	2016-17	W5
Davis & Elkins	2	0	1983-84	1985-86	W2	Massachusetts	1	1	2007-08	2019-20	W1
Dayton	2	12	1936-37	2010-11	L12	Merrimack	1	0	2019-20	2019-20	W2
Defiance	1	0	1920-21	Same	W1	Miami (Fla.)	1	2	1956-57	2014-15	L2
Delaware State	1	0	1988-89	Same	W1	Miami (Ohio)	34	34	1914-15	2021-22	W7
Denison	21	4	1908-09	2005-06	W10	Michigan	0	4	1937-38	1985-86	L4
Denver	1	0	1959-60	Same	W1	Michigan State	1	1	1912-13	1913-14	L1
DePauw	2	0	1958-59	1959-60	W2	Middle Tennessee	10	17	1979-80	2014-15	L2
Detroit Mercy	6	4	1935-36	2018-19	W2	Millikin	1	0	2010-11	Same	W1
Drake	1	2	2003-04	2009-10	L1	Mississippi College	1	0	1949-50	Same	W1
Duquesne	8	18	1946-47	2011-12	L1	Mississippi State	2	0	2005-06	2011-12	W2
Eastern Illinois	4	8	1967-68	1991-92	L1	Mississippi Valley	2	1	1991-92	2017-18	W1
Eastern Kentucky	6	13	1946-47	2008-09	L2	Minnesota	0	2	1991-92	2010-11	L2
Eastern Michigan	34	24	1967-68	2021-22	W3	Monmouth	0	1	2001-02	Same	L1
Eastern Montana	3	0	1969-70	1974-75	W3	Montana State	1	0	1974-75	Same	W1
Eastern Washington	1	0	1990-91	Same	W1	Morehead State	10	11	1974-75	1988-89	L1
Edinboro	3	0	1982-83	1986-87	W3	Morgan State	2	0	1985-86	2022-23	W2
Evansville	1	4	1957-58	2021-22	W1	Mount St. Mary's	2	0	1966-67	2005-06	W2
Fairfield	0	3	1994-95	2000-01	L3	Mount Union	42	28	1901-02	2004-05	W20
Fairleigh Dickinson	2	0	1966-67	2008-09	W2	Murray State	9	8	1979-80	1986-87	W3
Ferris State	0	1	1981-82	Same	L1	Muskingum	33	8	1923-24	1980-81	W3
						Nevada	0	4	2005-06	2022-23	L4
						New Hampshire	1	0	1960-61	Same	W1



N.C. A&T	7	3	1963-64	2011-12	W3	UT Martin	1	0	2017-18	Same	W1
N.C. Central	2	0	2007-08	2019-20	W2	UT Arlington	0	1	2016-17	2016-17	L1
N.C. State	0	3	1946-47	2009-10	L3	UT Chattanooga	1	0	2017-18	Same	W1
UNC Asheville	1	0	2012-13	Same	W1	Utica	0	1	1983-84	Same	L1
UNC Greensboro	2	2	1994-95	2009-10	W2	Valparaiso	5	2	1990-91	2011-12	L1
UNC Wilmington	1	1	1983-84	1985-86	W1	Villanova	0	1	2015-16	Same	L1
North Dakota	1	0	1965-66	Same	W1	Virginia Commonwealth	0	7	1969-70	2012-13	L7
North Dakota State	2	0	2012-13	2014-15	W2	Virginia Tech	0	1	1975-76	Same	L1
Northeastern Illinois	1	0	1990-91	Same	W1	Wabash	1	0	1958-59	Same	W1
Northern Colorado	1	1	1950-51	1954-55	W1	Wagner	1	1	1989-90	1992-93	L1
Northern Illinois	30	14	1987-88	2022-23	W1	Walsh	3	0	1977-78	1979-80	W3
Northern Iowa	1	3	1978-79	1990-91	L1	Washington & Jefferson	3	2	1940-41	1954-55	W1
Northern Kentucky	0	4	1977-78	1978-79	L4	Washington & Lee	0	1	1951-52	Same	L1
Northern Michigan	0	2	1978-79	Same	L2	Washington State	0	1	1939-40	Same	L1
Northwestern	0	1	2011-12	Same	L1	Waynesburg	1	1	1937-38	1938-39	L1
Notre Dame	0	3	1982-83	2010-11	L3	Wayne State	7	6	1936-37	1971-72	W1
Oakland	6	3	1975-76	2004-05	W2	Weber State	1	0	1988-89	Same	W1
Oberlin	35	5	1904-05	1966-67	W15	West Chester	1	0	1963-64	Same	W1
Ohio Northern	4	0	1916-17	1923-24	W4	West Liberty	1	0	1994-95	Same	W1
Ohio State	1	7	1905-06	2015-16	L5	Western Illinois	15	10	1970-71	2014-15	W3
Ohio	46	42	1911-12	2021-22	W1	Western Kentucky	3	8	1979-80	2022-23	W1
Ohio Wesleyan	25	14	1909-10	1967-68	W4	Western Michigan	36	21	1987-88	2021-22	L1
Oklahoma State	0	1	2012-13	Same	L1	Western Reserve	28	15	1902-03	1958-59	W4
Oral Roberts	5	1	1988-89	2013-14	W1	Westminster	9	8	1936-37	1970-71	W1
Oregon State	1	0	2013-14	Same	W1	West Virginia	2	3	1904-05	2019-20	L3
Otterbein	23	5	1912-13	1987-88	W5	Wheaton	1	2	1952-53	1957-58	L2
Penn State	2	5	1937-38	2014-15	L1	Wheeling	1	0	2021-22	2021-22	W1
Pennsylvania	0	1	1908-09	Same	L1	William & Mary	0	2	1949-50	2001-02	L2
Pepperdine	1	0	1955-56	Same	W1	Wilmington	1	0	1937-38	Same	W1
Pittsburgh	1	3	1910-11	2008-09	L3	Winston-Salem State	1	2	1966-67	2006-07	W1
Philadelphia Textile	3	1	1966-67	1971-72	W2	Winthrop	1	1	2007-08	2008-09	W1
Point Park	1	0	2021-22	2021-22	W1	UW-Milwaukee	1	1	1979-80	1989-90	W1
Portland State	0	1	2007-08	Same	L1	Wittenberg	15	26	1914-15	1980-81	L3
Prairie View	1	0	1993-94	Same	W1	Wooster	57	35	1901-02	1998-99	W3
Princeton	1	1	2012-13	2017-18	L1	Wright State	15	8	1974-75	2022-23	W5
Purdue	0	2	1999-2000	2000-01	L2	Wyoming	2	2	1999-2000	2009-10	W2
Quincy	1	0	1981-82	Same	W1	Xavier	1	4	1923-24	1997-98	L3
Radford	3	0	2002-03	2016-17	W3	Yale	1	1	1906-07	1907-08	L1
Rhode Island	2	2	1999-2000	2009-10	L2	York College (Neb.)	0	1	1942-43	Same	L1
Rice	1	0	1987-88	Same	W1	Youngstown State	59	32	1937-38	2019-20	W2
Rider	0	1	1996-97	Same	L1						
Roanoke	4	1	1971-72	1976-77	W4						
Robert Morris	2	0	1986-87	1987-88	W2						
Rochester	0	2	1908-09	1913-14	L2						
Rochester Tech	1	1	1954-55	1955-56	L1						
Rutgers	1	0	1949-50	Same	W1						
St. Bonaventure	2	1	1942-43	2020-21	L1						
St. Francis (N.Y.)	5	1	1947-48	2008-09	W2						
St. Francis (Pa.)	4	0	1949-50	2009-10	W4						
St. Ignatius	1	0	1908-09	Same	W1						
St. John's (N.Y.)	0	1	1944-45	Same	L1						
St. Joseph's (Ind.)	1	0	1974-75	Same	W1						
St. Joseph's (Pa.)	0	2	1997-98	1998-99	L2						
St. Mary's (Calif.)	1	1	1973-74	2013-14	L1						
St. Michael's (Vt.)	0	1	1964-65	Same	L1						
St. Thomas (Minn.)	1	0	1949-50	Same	W1						
St. Vincent	2	0	1971-72	1972-73	W2						
San Francisco St.	4	1	1964-65	1972-73	W1						
Scranton	0	1	1939-40	Same	L1						
Seattle	1	0	1958-59	Same	W1						
Slippery Rock	4	1	1952-53	1999-2000	W4						
South Alabama	0	2	1980-81	1981-82	L2						
South Carolina	1	2	2013-14	2014-15	W1						
South Carolina State	3	0	1986-87	2015-16	W3						
USC Upstate	2	0	2007-08	2019-20	W2						
South Florida	0	1	1983-84	Same	L1						
Southern	2	0	2019-20	2021-22	W2						
Southern California	1	1	2014-15	2017-18	L1						
Southern Calif. College	1	0	1974-75	Same	W1						
Southern Colorado	1	0	1971-72	Same	W1						
Southern Utah	2	1	1988-89	1989-90	L1						
Southwestern La.	1	0	1980-81	Same	W1						
Stephen F. Austin	1	0	1988-89	Same	W1						
Stetson	1	0	2010-11	Same	W1						
Steubenville	3	0	1964-65	1972-73	W3						
Syracuse	0	1	2000-01	Same	L1						
Tampa	1	0	1949-50	Same	W1						
Temple	2	1	2005-06	2010-11	L1						
Tennessee State	4	2	1971-72	2018-19	W3						
Tennessee Tech	9	8	1979-80	1986-87	W5						
Texas A&M	1	1	1948-49	2009-10	L1						
Texas Southern	1	0	2012-13	Same	W1						
Tiffin	1	0	2006-07	Same	W1						
Toledo	29	39	1915-16	2021-22	W1						
Towson	1	0	2019-20	Same	W1-						
Tulane	1	0	2019-20	Same	W1						
UCLA	0	1	2021-22	Same	L1						
Urbana	2	0	1985-86	2008-09	W2						
U.S. International	1	1	1989-90	Same	L1						

Non-Intercollegiate Teams

Opponent	W	L	First Meeting	Last Meeting	Streak
Alumni	3	0	1915-16	1917-18	W3
Athletes in Action	1	0	1973-74	Same	W1
Canton Athletic Club	0	1	1908-09	Same	L1
Canton Massillon	0	1	1904-05	Same	L1
Case All-Stars	1	0	1910-11	Same	W1
Cleveland All-Stars	1	0	1909-10	Same	W1
Cleveland YMCA	0	1	1910-11	Same	L1
Cuki-Mestre (Italy)	1	0	1987-88	Same	W1
East End Athletic Club	1	0	1902-03	Same	W1
East Liberty YMCA	0	1	1917-18	Same	L1
Goodyear Wingfoots	1	3	1918-19	1953-54	L3
Haskell Institute	1	0	1906-07	Same	W1
Kfum Orebro (Swd.)	1	0	1988-89	Same	W1
Lockbourne AFB	1	0	1944-45	Same	W1
Marathon AAU	2	0	1985-86	N/A	W2
Mexico University	1	0	1949-50	Same	W1
Ohio St. Medics	1	0	1906-07	Same	W1
Palmetto (S.C.)	0	1	1984-85	Same	L1
Polish Oly. Team	0	1	1965-66	Same	L1
Quantic Marines	0	1	1955-56	Same	L1
Ravenna Byers	3	3	1902-03	1906-07	L1
Wesleyan Medics	1	0	1909-10	Same	W1
Wstrn Reserve Medics	2	0	1901-02	Same	W2
Wheeling YMCA	1	0	1916-17	Same	W1
Windsor Basketball Club	5	0	1978-79	N/A	W5
Yugoslavia National	1	0	1983-84	Same	W1

BOLD indicates MAC opponents



**2022-23 Akron Men's Basketball
Team Game-by-Game
All games**

Opponent	Date	Score		Total		3-Pointers		Free throws		Rebounds				PF	A	TO	BLK	STL	PTS	AVG
				FG-FGA	PCT	3FG-3FGA	PCT	FT-FTA	PCT	OFF	DEF	TOT	AVG							
South Dakota St.	11/07/2022	81-80	Wot	30-69	.435	11-31	.355	10-12	.833	9	23	32	32.0	17	16	9	5	5	81	81.0
vs Mississippi St.	11/11/2022	54-73	L	16-49	.327	6-27	.222	16-24	.667	6	19	25	28.5	15	13	9	1	8	54	67.5
Morgan St.	11/15/2022	65-59	W	22-61	.361	6-25	.240	15-27	.556	20	23	43	33.3	11	13	11	7	8	65	66.7
vs Western Ky.	11/21/2022	72-53	W	27-48	.563	9-22	.409	9-15	.600	10	33	43	35.8	16	10	13	0	3	72	68.0
vs LSU	11/22/2022	58-73	L	14-54	.259	8-25	.320	22-30	.733	19	17	36	35.8	14	8	14	1	4	58	66.0
vs Nevada	11/23/2022	58-62	L	22-51	.431	7-22	.318	7-11	.636	6	27	33	35.3	19	8	14	1	6	58	64.7
at Marshall	11/30/2022	57-68	L	24-71	.338	5-25	.200	4-11	.364	15	30	45	36.7	15	12	10	0	5	57	63.6
Muskingum	12/04/2022	80-33	W	30-59	.508	15-33	.455	5-16	.313	13	35	48	38.1	13	19	12	4	13	80	65.6
Jackson St.	12/11/2022	85-72	W	28-52	.538	11-28	.393	18-21	.857	5	22	27	36.9	10	19	10	4	7	85	67.8
Wright St.	12/14/2022	66-54	W	25-62	.403	6-26	.231	10-14	.714	11	31	42	37.4	16	11	12	2	10	66	67.6
Maine	12/19/2022	87-55	W	31-57	.544	11-20	.550	14-16	.875	9	25	34	37.1	12	17	16	2	10	87	69.4
at Bradley	12/22/2022	55-74	L	16-57	.281	8-21	.381	15-18	.833	12	31	43	37.6	12	6	15	2	5	55	68.2
Concord	12/30/2022	84-58	W	27-59	.458	12-31	.387	18-28	.643	9	30	39	37.7	14	21	10	2	7	84	69.4
NIU	01/03/2023	76-51	W	26-57	.456	6-20	.300	18-23	.783	12	25	37	37.6	19	11	11	4	7	76	69.9
Total		978		338-806	.419	121-356	.340	181-266	.680	156	371	527	37.6	203	184	166	35	98	978	69.9
Opponents		865		331-800	.414	89-263	.338	114-166	.687	123	344	467	33.4	254	164	189	48	87	865	61.8

Akron Averages

Games Played	Points/game	FG Pct	3FG Pct	FT Pct	Rebounds/game	Assists/game	Turnovers/game	Assist/Turnover ratio	Steals/game	Blocks/game
14	69.9	41.9	34.0	68.0	37.6	13.1	11.9	1.1	7.0	2.5



**2022-23 Akron Men's Basketball
Opponents Game-by-Game
All games**

Opponent	Date	Score		Total		3-Pointers		Free throws		Rebounds				PF	A	TO	BLK	STL	PTS	AVG
				FG-FGA	PCT	3FG-3FGA	PCT	FT-FTA	PCT	OFF	DEF	TOT	AVG							
South Dakota St.	11/07/2022	81-80	Wot	31-59	.525	4-15	.267	14-17	.824	5	31	36	36.0	15	11	13	4	3	80	80.0
vs Mississippi St.	11/11/2022	54-73	L	29-55	.527	7-14	.500	8-13	.615	11	32	43	39.5	21	17	14	0	9	73	76.5
Morgan St.	11/15/2022	65-59	W	24-64	.375	6-15	.400	5-7	.714	17	26	43	40.7	27	14	15	10	4	59	70.7
vs Western Ky.	11/21/2022	72-53	W	20-54	.370	6-21	.286	7-13	.538	6	10	16	34.5	14	12	5	1	7	53	66.3
vs LSU	11/22/2022	58-73	L	25-52	.481	9-19	.474	14-16	.875	8	23	31	33.8	23	14	10	3	9	73	67.6
vs Nevada	11/23/2022	58-62	L	21-57	.368	9-21	.429	11-13	.846	10	23	33	33.7	14	13	9	3	3	62	66.7
at Marshall	11/30/2022	57-68	L	25-61	.410	8-28	.286	10-15	.667	8	35	43	35.0	13	13	11	9	8	68	66.9
Muskingum	12/04/2022	80-33	W	13-52	.250	6-29	.207	1-7	.143	7	22	29	34.3	9	6	17	3	6	33	62.6
Jackson St.	12/11/2022	85-72	W	32-63	.508	3-9	.333	5-7	.714	10	20	30	33.8	20	14	13	1	6	72	63.7
Wright St.	12/14/2022	66-54	W	23-63	.365	3-10	.300	5-8	.625	11	28	39	34.3	17	10	14	4	3	54	62.7
Maine	12/19/2022	87-55	W	20-46	.435	8-20	.400	7-12	.583	3	17	20	33.0	17	11	23	0	10	55	62.0
at Bradley	12/22/2022	55-74	L	27-64	.422	14-30	.467	6-9	.667	8	30	38	33.4	19	16	8	4	9	74	63.0
Concord	12/30/2022	84-58	W	23-59	.390	4-17	.235	8-11	.727	8	27	35	33.5	21	8	18	2	6	58	62.6
NIU	01/03/2023	76-51	W	18-51	.353	2-15	.133	13-18	.722	11	20	31	33.4	24	5	19	4	4	51	61.8
Total		865		331-800	.414	89-263	.338	114-166	.687	123	344	467	33.4	254	164	189	48	87	865	61.8
Akron		978		338-806	.419	121-356	.340	181-266	.680	156	371	527	37.6	203	184	166	35	98	978	69.9

Opponents Averages

Games Played	Points/game	FG Pct	3FG Pct	FT Pct	Rebounds/game	Assists/game	Turnovers/game	Assist/Turnover ratio	Steals/game	Blocks/game
14	61.8	41.4	33.8	68.7	33.4	11.7	13.5	0.9	6.2	3.4



**2022-23 Akron Men's Basketball
Category Leaders
All games**

Page 1/3
as of Jan 04, 2023

Points

##	Player	G	Pts	Pts/G
13	Castaneda, Xavier	13	254	19.5
25	Freeman, Enrique	14	192	13.7
4	Hankerson, Trendon	14	127	9.1
5	Johnson, Tavari	13	94	7.2
2	Tribble, Greg	14	90	6.4
11	Hunter, Sammy	14	83	5.9
34	Johnson, Nate	14	56	4.0
3	Mitchell, Kobe	10	26	2.6
0	Lyles, Amani	13	23	1.8
1	Clarke, Garvin	8	20	2.5
20	Wilson, Evan	6	9	1.5
12	Mayfield, Pat	5	4	0.8

Scoring Average

##	Player	G	Pts	Pts/G
13	Castaneda, Xavier	13	254	19.5
25	Freeman, Enrique	14	192	13.7
4	Hankerson, Trendon	14	127	9.1
5	Johnson, Tavari	13	94	7.2
2	Tribble, Greg	14	90	6.4
11	Hunter, Sammy	14	83	5.9
34	Johnson, Nate	14	56	4.0
3	Mitchell, Kobe	10	26	2.6
1	Clarke, Garvin	8	20	2.5
0	Lyles, Amani	13	23	1.8
20	Wilson, Evan	6	9	1.5
12	Mayfield, Pat	5	4	0.8

Field Goal Percentage

##	Player	FG	Att	Pct
25	Freeman, Enrique	79	139	.568
0	Lyles, Amani	8	16	.500
5	Johnson, Tavari	37	81	.457
34	Johnson, Nate	22	49	.449
20	Wilson, Evan	3	7	.429
2	Tribble, Greg	34	84	.405
12	Mayfield, Pat	2	5	.400
13	Castaneda, Xavier	64	161	.398
4	Hankerson, Trendon	42	108	.389
3	Mitchell, Kobe	8	22	.364
11	Hunter, Sammy	32	104	.308
1	Clarke, Garvin	7	30	.233

Field Goal Attempts

##	Player	G	Att	Att/G
13	Castaneda, Xavier	13	161	12.4
25	Freeman, Enrique	14	139	9.9
4	Hankerson, Trendon	14	108	7.7
11	Hunter, Sammy	14	104	7.4
2	Tribble, Greg	14	84	6.0

Field Goals Made

##	Player	G	Made	Made/G
25	Freeman, Enrique	14	79	5.6
13	Castaneda, Xavier	13	64	4.9
4	Hankerson, Trendon	14	42	3.0
5	Johnson, Tavari	13	37	2.8
2	Tribble, Greg	14	34	2.4

3-Point FG Percentage

##	Player	3FG	Att	Pct
20	Wilson, Evan	3	6	.500
34	Johnson, Nate	9	20	.450
13	Castaneda, Xavier	43	104	.413
5	Johnson, Tavari	14	35	.400
4	Hankerson, Trendon	30	77	.390
3	Mitchell, Kobe	6	20	.300
11	Hunter, Sammy	13	65	.200
1	Clarke, Garvin	2	17	.118
2	Tribble, Greg	1	9	.111

3-Point FG Attempts

##	Player	G	Att	Att/G
13	Castaneda, Xavier	13	104	8.0
4	Hankerson, Trendon	14	77	5.5
11	Hunter, Sammy	14	65	4.6
5	Johnson, Tavari	13	35	2.7
34	Johnson, Nate	14	20	1.4

3-Point FG Made

##	Player	G	Made	Made/G
13	Castaneda, Xavier	13	43	3.3
4	Hankerson, Trendon	14	30	2.1
5	Johnson, Tavari	13	14	1.1
11	Hunter, Sammy	14	13	0.9
34	Johnson, Nate	14	9	0.6



2022-23 Akron Men's Basketball
Category Leaders
All games

Free Throw Percentage

##	Player	Made	Att	Pct
3	Mitchell, Kobe	4	4	1.000
13	Castaneda, Xavier	83	103	.806
4	Hankerson, Trendon	13	18	.722
2	Tribble, Greg	21	30	.700
11	Hunter, Sammy	6	9	.667
5	Johnson, Tavari	6	10	.600
1	Clarke, Garvin	4	7	.571
0	Lyles, Amani	7	13	.538
25	Freeman, Enrique	34	64	.531
34	Johnson, Nate	3	6	.500

Free Throw Attempts

##	Player	G	Att	Att/G
13	Castaneda, Xavier	13	103	7.9
25	Freeman, Enrique	14	64	4.6
2	Tribble, Greg	14	30	2.1
4	Hankerson, Trendon	14	18	1.3
0	Lyles, Amani	13	13	1.0

Free Throws Made

##	Player	G	Made	Made/G
13	Castaneda, Xavier	13	83	6.4
25	Freeman, Enrique	14	34	2.4
2	Tribble, Greg	14	21	1.5
4	Hankerson, Trendon	14	13	0.9
0	Lyles, Amani	13	7	0.5

Rebounds

##	Player	G	Reb	Reb/G
25	Freeman, Enrique	14	145	10.4
4	Hankerson, Trendon	14	65	4.6
13	Castaneda, Xavier	13	59	4.5
2	Tribble, Greg	14	42	3.0
11	Hunter, Sammy	14	39	2.8

Assists

##	Player	G	Ast	Ast/G
13	Castaneda, Xavier	13	39	3.0
25	Freeman, Enrique	14	32	2.3
4	Hankerson, Trendon	14	28	2.0
2	Tribble, Greg	14	27	1.9
5	Johnson, Tavari	13	26	2.0

Rebounds Average

##	Player	G	Reb	Reb/G
25	Freeman, Enrique	14	145	10.4
4	Hankerson, Trendon	14	65	4.6
13	Castaneda, Xavier	13	59	4.5
2	Tribble, Greg	14	42	3.0
11	Hunter, Sammy	14	39	2.8

Steals

##	Player	G	Stl	Stl/G
13	Castaneda, Xavier	13	14	1.1
5	Johnson, Tavari	13	14	1.1
2	Tribble, Greg	14	14	1.0
34	Johnson, Nate	14	13	0.9
25	Freeman, Enrique	14	12	0.9

Offensive Rebounds

##	Player	G	OReb	OReb/G
25	Freeman, Enrique	14	48	3.4
2	Tribble, Greg	14	13	0.9
34	Johnson, Nate	14	13	0.9
11	Hunter, Sammy	14	12	0.9
0	Lyles, Amani	13	12	0.9

Blocked Shots

##	Player	G	Blk	Blk/G
25	Freeman, Enrique	14	13	0.9
4	Hankerson, Trendon	14	6	0.4
0	Lyles, Amani	13	4	0.3
5	Johnson, Tavari	13	3	0.2
2	Tribble, Greg	14	2	0.1

Defensive Rebounds

##	Player	G	DReb	DReb/G
25	Freeman, Enrique	14	97	6.9
4	Hankerson, Trendon	14	58	4.1
13	Castaneda, Xavier	13	51	3.9
2	Tribble, Greg	14	29	2.1
11	Hunter, Sammy	14	27	1.9

Minutes

##	Player	G	Min	Min/G
4	Hankerson, Trendon	14	448	32:00
13	Castaneda, Xavier	13	423	32:31
25	Freeman, Enrique	14	420	29:59
2	Tribble, Greg	14	380	27:11
34	Johnson, Nate	14	274	19:36



**2022-23 Akron Men's Basketball
Category Leaders
All games**

Fouls

##	Player	G	PF	PF/G
2	Tribble, Greg	14	36	2.6
25	Freeman, Enrique	14	28	2.0
4	Hankerson, Trendon	14	26	1.9
5	Johnson, Tavari	13	20	1.5
11	Hunter, Sammy	14	18	1.3

Turnovers

##	Player	G	TO	TO/G
25	Freeman, Enrique	14	31	2.2
5	Johnson, Tavari	13	28	2.2
13	Castaneda, Xavier	13	24	1.8
4	Hankerson, Trendon	14	18	1.3
2	Tribble, Greg	14	18	1.3

Foul Outs

##	Player	G	FO
2	Tribble, Greg	14	1

2021-22 REVIEW

	Overall	Home	Away	Neutral
2020-21 Record	24-10	12-3	5-5	1-2
2020-21 MAC Record	14-6	7-1	5-5	0-0
2020-21 Non-Conference	3-2	2-0	0-0	1-2

2022 Defensive Player of the Year - Enrique Freeman
2022 All-MAC Second Team - Enrique Freeman
2022 All-MAC Honorable Mention - Xavier Castaneda
2022 MAC All-Defensive Team - Enrique Freeman

MAC Finish - 3rd Overall - No. 4 Seed in Tournament
Mid-American Conference Tournament Results:
Quarterfinal Game: W - No. 3 Akron 74, No. 6 Bowling Green 67
Semifinal Game: L - No. 2 Buffalo 81, No. 3 Akron 81

- Akron claimed the 2022 Mid-American Conference Men's Basketball Tournament Championship and advanced to the 2022 NCAA Tournament for the fifth time in program history..Akron is 40-16 over the last three years in MAC play, owning the best winning percentage (.714) in the league.
- Akron team No. 121 finished the season with a 24-10 overall record and 14-6 record in league play. For the fifth time as a Division I program, the Zips competed in March Madness with an automatic qualifying bid to the NCAA Tournament as a No. 13 seed and played against the No. 4 seed UCLA Bruins in the First Round of the East Region at the Moda Center in Portland, Oregon on March 17, 2022.
- The Zips had three players earn 2022 All-MAC honors: Enrique Freeman who was named MAC Defensive Player of the Year, MAC Tournament MVP and Second Team All-MAC; Ali Ali was named second-team All-MAC; Xavier Castaneda was an honorable mention selection.
- Freeman ranked No. 1 in the nation in field goal percentage (.665) and landed in the NCAA Top 20 in six categories: No. 4 total rebounds (367), No. 6 rebounds per game (10.8), No. 8 double-doubles (18), No. 9 defensive rebounds per game (7.53) and No. 19 offensive rebounds per game (3.26). Freeman was one of 13 players in the NCAA to average a double-double in points (13.2) and rebounds (10.8). He led the MAC in 5-of-6 categories, ranking No. 2 in offensive rebounds per game.



Akron - 2022-23 Men's Basketball Ranking Summary thru games 01/01/2023

Statistic	National Rank	Conference Rank	Value	National Leader	Value	Conference Leader	Value
Assist/Turnover Ratio (352 ranked)	129	4	1.12	Penn St.	1.78	Toledo	1.35
Assists Per Game (351 ranked)	194	7	13.3	Xavier	21.0	Toledo	15.3
Bench Points per game (352 ranked)	285	10	16.15	Sam Houston	38.71	Buffalo	26.92
Blocks Per Game (352 ranked)	290	10	2.4	Auburn	6.8	Ball St.	4.7
Effective FG pct (352 ranked)	250	10	0.493	Colgate	0.593	Ball St.	0.552
Fastbreak Points (352 ranked)	264	12	7.92	TCU	21.77	Buffalo	17.77
Field Goal Percentage (352 ranked)	299	12	41.7	Gonzaga	52.6	Ball St.	48.6
Field Goal Percentage Defense (352 ranked)	127	3	41.8	Tennessee	33.2	Kent St.	37.1
Fouls Per Game (352 ranked)	29	1	14.2	Notre Dame	11.9	Akron	14.2
Free Throw Attempts Per Game (352 ranked)	131	5	18.7	UTRGV	27.0	Ball St.	25.8
Free Throw Percentage (352 ranked)	284	12	67.1	Villanova	84.2	Miami (OH)	81.2
Free Throws Made Per Game (352 ranked)	182	8	12.5	Texas A&M	19.5	Ball St.	17.5
Rebound Margin (352 ranked)	96	3	4.2	Purdue	12.7	Western Mich.	9.6
Rebounds (Defensive) Per Game (352 ranked)	99	3	26.62	Alabama	32.77	Ohio	27.00
Rebounds (Offensive) Per Game (352 ranked)	134	6	11.08	Marshall	15.20	Western Mich.	12.77
Rebounds Per Game (352 ranked)	89	4	37.69	Alabama	47.08	Ohio	39.23
Scoring Defense (352 ranked)	44	2	62.6	Houston	50.9	Kent St.	60.8
Scoring Margin (352 ranked)	127	4	6.8	James Madison	24.5	Kent St.	13.9
Scoring Offense (352 ranked)	240	9	69.4	James Madison	89.7	Toledo	85.0
Steals Per Game (352 ranked)	157	5	7.0	Missouri	12.5	Kent St.	10.5
Three Point Attempts Per Game (352 ranked)	43	2	25.8	Cornell	31.8	Miami (OH)	26.1
Three Point Percentage (352 ranked)	157	6	34.2	Utah St.	43.1	Ball St.	38.1
Three Point Percentage Defense (352 ranked)	274	7	35.1	Tennessee	21.2	Kent St.	30.9
Three Pointers Per Game (352 ranked)	55	2	8.8	Chattanooga	12.3	Miami (OH)	9.4
Turnover Margin (352 ranked)	132	5	1.2	UNLV	8.0	Kent St.	5.8
Turnovers Forced Per Game (352 ranked)	203	7	13.08	Morgan St.	20.92	Kent St.	18.08
Turnovers Per Game (352 ranked)	80	5	11.9	Penn St.	8.8	Bowling Green Eastern Mich. Toledo	11.3 11.3 11.3
Winning Percentage (351 ranked)	125	4	61.5	New Mexico Purdue	100.0 100.0	Kent St.	76.9

Statistic	Player	National Rank	Conference Rank	Value	National Leader	Value	Conference Leader	Value
Assist/Turnover Ratio (349 ranked)	Xavier Castaneda	223	5	1.62	Dalvin White, Chattanooga	4.67	RayJ Dennis, Toledo	2.89
Assists (339 ranked)					Yuri Collins, Saint Louis	149	RayJ Dennis, Toledo	78
Assists Per Game (347 ranked)					Yuri Collins, Saint Louis	10.6	RayJ Dennis, Toledo	6.0
Blocks (349 ranked)	Enrique Freeman	240	7	13	Jamarion Sharp, Western Ky.	57	Demarius Jacobs, Ball St.	24
Blocks Per Game (345 ranked)	Enrique Freeman	212	8	1.00	Jamarion Sharp, Western Ky.	4.38	Demarius Jacobs, Ball St.	1.85
Double Doubles (320 ranked)	Enrique Freeman	14	1	6	Joel Soriano, St. John's (NY)	12	Enrique Freeman, Akron	6
Field Goal Attempts (339 ranked)	Xavier Castaneda	239	11	161	Antoine Davis, Detroit Mercy	313	RayJ Dennis, Toledo	209
Field Goal Percentage (334 ranked)	Enrique Freeman	46	3	57.0	Josh Roberts, Manhattan	76.4	JT Shumate, Toledo	58.0
Field Goals (340 ranked)	Enrique Freeman	316	12	69	Sam Sessoms, Coppin St.	142	RayJ Dennis, Toledo JT Shumate, Toledo Keshawn Williams, NIU	94 94 94
Free Throw Attempts (332 ranked)	Xavier Castaneda Enrique Freeman	10 292	1 8	103 54	Jaden House, High Point Justin Johnson, UTRGV	116 116	Xavier Castaneda, Akron	103
Free Throw Percentage (344 ranked)	Xavier Castaneda	175	13	80.6	Walter Clayton Jr., Iona	97.8	Samari Curtis, Bowling Green	93.5
Free Throws (343 ranked)	Xavier Castaneda	3	1	83	Kendric Davis, Memphis	101	Xavier Castaneda, Akron	83
Minutes Per Game (347 ranked)	Xavier Castaneda Trendon Hankerson	216 275	10 13	32:31 31:57	Daryl Banks III, St. Bonaventure	39:08	Sincere Carry, Kent St.	35:20
Points (346 ranked)	Xavier Castaneda	61	1	254	Sam Sessoms, Coppin St.	378	Xavier Castaneda, Akron	254
Points Per Game (347 ranked)	Xavier Castaneda	26	2	19.5	Jordan Walker, UAB	25.2	Emoni Bates, Eastern Mich.	20.8
Rebounds (338 ranked)	Enrique Freeman	38	1	130	Joel Soriano, St. John's (NY)	183	Enrique Freeman, Akron	130
Rebounds (Defensive) Per Game (349 ranked)	Enrique Freeman	32	1	6.62	Dillon Jones, Weber St.	8.93	Enrique Freeman, Akron	6.62
Rebounds (Offensive) Per Game (349 ranked)	Enrique Freeman	27	1	3.38	Oscar Tshiebwe, Kentucky	5.64	Enrique Freeman, Akron	3.38
Rebounds Per Game (349 ranked)	Enrique Freeman	13	1	10.0	Oscar Tshiebwe, Kentucky	13.6	Enrique Freeman, Akron	10.0
Steals (297 ranked)					Maliq Jacobs, Kent St.	42	Maliq Jacobs, Kent St.	42
Steals Per Game (345 ranked)					Maliq Jacobs, Kent St.	3.50	Maliq Jacobs, Kent St.	3.50
Three Point Attempts (339 ranked)	Xavier Castaneda Trendon Hankerson	37 339	2 14	104 70	Antoine Davis, Detroit Mercy	160	Lamar Norman Jr., Western Mich.	105
Three Point Percentage (107 ranked)	Xavier Castaneda	48	1	41.3	Steven Ashworth, Utah St.	53.5	Xavier Castaneda, Akron	41.3
Three Pointers Per Game (349 ranked)	Xavier Castaneda Trendon Hankerson	13 172	2 8	3.31 2.23	Darius McGhee, Liberty	5.00	Lamar Norman Jr., Western Mich.	3.50
Total 3-point FGM (331 ranked)	Xavier Castaneda Trendon Hankerson	22 221	1 6	43 29	Darius McGhee, Liberty	70	Xavier Castaneda, Akron	43
Triple Doubles (1 ranked)					16 players tied	1		



Official Basketball Box Score - Final
LSU at Akron
 11/23/22 John Gray Gymnasium, George Town, Cayman Islands
 2022-23 Men's Basketball

Game Time: 1:30 PM
 Game Duration: 2:04



Official Basketball Box Score - Final
Akron at Nevada
 11/23/22 John Gray Gymnasium, George Town, Cayman Islands
 2022-23 Men's Basketball

Game Time: 5:00 PM
 Game Duration: 2:09

Officials: John Gaffney, Doug Shows, Matt Potter

Officials: John Gaffney, Randy McCall, Pat Adams

NO.	Name	Min	FG		3P		FT		Rebounds		Fouls		TP	AS	TO	ST	Blocks			+/-	
			M-A	M-A	M-A	M-A	OR	DR	OR	DR	PF	FD					BS	BA	BB		
5	Mwani Wilkinson	F 10:13	1-1	0-0	0-0	1	1	2	3	0	2	1	0	0	0	0	0	0	0	0	9
12	KJ Williams	F 30:59	6-13	2-4	5-6	2	3	5	3	4	19	0	0	0	3	1	0	0	0	16	
13	Jalen Reed	F 19:21	1-3	1-1	0-0	0	4	4	0	1	3	1	0	0	0	0	0	0	0	6	
3	Justice Hill	G 25:43	5-11	0-3	4-4	0	2	2	2	2	14	3	0	0	0	0	1	4	0	1	
44	Adam Miller	G 38:37	9-15	5-9	0-0	0	2	2	4	0	23	2	6	0	0	0	0	0	16		
20	Derek Fountain	G 20:39	2-3	0-0	1-1	2	1	3	4	1	5	1	1	1	1	2	0	0	9		
0	Trae Hannibal	G 22:57	0-1	0-0	0-0	0	5	5	2	1	0	0	0	0	0	0	0	0	8		
1	Cam Hayes	G 16:31	1-3	1-1	4-5	0	1	1	2	4	7	3	1	1	0	0	0	0	5		
4	Kendal Coleman	G 09:01	0-1	0-0	0-0	0	0	0	3	0	0	0	0	1	0	0	0	0	1		
15	Tyrell Ward	G 05:59	0-1	0-1	0-0	0	1	1	0	0	0	0	0	0	0	0	0	0	0		
Team						3	3	6			0	0	1								
Totals		25:52	9-19	14-16	8	23	31	23	13	14	10	9	3	1	3	1	5				

Technical Fouls: Miller 1st 10:04 Hill 2nd 14:54 Fountain 2nd 22:42

Shooting By Period	
1 st FG%	9-24 37.5%
3PT%	5-9 55.6%
FT%	10-11 90.9%
2 nd FG%	16-28 57.1%
3PT%	4-10 40.0%
FT%	4-5 80%
GM FG%	25-52 48.1%
3PT%	9-19 47.4%
FT%	14-16 87.5%

Dead Ball Rebounds: 3, 0

NO.	Name	Min	FG		3P		FT		Rebounds		Fouls		TP	AS	TO	ST	Blocks			+/-
			M-A	M-A	M-A	M-A	OR	DR	OR	DR	PF	FD					BS	BA	BB	
11	Sammy Hunter	F 11:45	0-4	0-2	0-0	0	0	0	1	0	0	0	0	0	0	0	0	0	0	0
25	Enrique Freeman	F 35:27	4-11	0-1	3-3	2	7	9	3	6	9	2	2	0	1	2	4	0	0	5
2	Greg Tribble	G 26:32	3-4	0-1	1-1	1	1	2	3	3	7	1	4	1	0	0	0	0	0	6
4	Trendon Hankerson	G 37:04	3-7	2-5	0-0	0	7	7	3	1	8	0	2	0	0	0	0	0	11	
13	Xavier Castaneda	G 31:01	2-10	2-9	5-7	0	3	3	2	4	11	1	1	0	0	0	0	0	5	
1	Garvin Clarke	G 07:58	0-1	0-0	0-0	0	2	2	0	0	0	0	0	0	0	0	0	0	1	
3	Kobe Mitchell	G 03:49	0-1	0-1	0-0	0	0	0	0	0	0	0	0	0	0	0	0	0	0	
34	Nate Johnson	G 19:18	1-3	0-1	0-0	0	3	3	4	0	2	0	1	2	0	0	0	0	0	
5	Tavari Johnson	G 26:26	9-10	3-3	0-0	0	3	3	3	0	21	4	3	2	0	1	8	0	1	
8	Amani Lyles	G 00:40	0-0	0-0	0-0	0	0	0	0	0	0	0	0	0	0	0	0	0	2	
Team						3	1	4			0	0	1							
Totals		22:51	7-22	7-11	6	27	33	19	14	58	8	14	8	1	3	4				

Technical Fouls: NONE

Shooting By Period	
1 st FG%	10-26 38.5%
3PT%	1-10 10.0%
FT%	3-4 75%
2 nd FG%	12-25 48.0%
3PT%	6-12 50.0%
FT%	4-7 57.1%
GM FG%	22-51 43.1%
3PT%	7-22 31.8%
FT%	7-11 63.6%

Dead Ball Rebounds: 4, 0

NO.	Name	Min	FG		3P		FT		Rebounds		Fouls		TP	AS	TO	ST	Blocks			+/-
			M-A	M-A	M-A	M-A	OR	DR	OR	DR	PF	FD					BS	BA	BB	
11	Sammy Hunter	F 27:09	4-14	3-11	2-2	1	0	1	0	1	13	0	0	1	0	0	0	0	0	-6
25	Enrique Freeman	F 34:00	1-6	0-0	1-4	5	5	10	1	6	3	2	1	0	1	1	1	1	-11	
2	Greg Tribble	G 29:44	0-3	0-0	3-4	1	3	4	5	3	0	3	0	0	0	1	0	0	-8	
4	Trendon Hankerson	G 22:11	0-2	0-1	2-2	1	2	4	1	2	1	1	0	0	0	0	0	0	-8	
13	Xavier Castaneda	G 36:06	6-16	4-9	12-16	1	5	6	0	6	28	4	3	1	0	0	0	0	-3	
1	Garvin Clarke	G 17:03	1-6	0-3	0-0	1	0	1	1	1	2	1	1	0	0	0	0	0	-20	
34	Nate Johnson	G 20:20	0-2	0-0	0-0	0	5	2	0	0	0	0	0	2	0	0	1	0	-10	
0	Amani Lyles	G 02:34	1-2	0-0	0-0	0	0	0	0	0	2	0	0	0	0	0	0	0	-9	
5	Tavari Johnson	G 10:53	1-3	1-1	2-2	0	0	0	0	3	1	5	0	2	2	0	0	0	0	
Team						4	1	5			0	0	1							
Totals		14:54	8-25	22-30	19	17	36	14	21	58	8	14	4	1	3	15				

Technical Fouls: Hankerson 1st 10:04

Shooting By Period	
1 st FG%	9-29 31.0%
3PT%	5-16 31.3%
FT%	12-15 80%
2 nd FG%	5-25 20.0%
3PT%	3-9 33.3%
FT%	10-15 66.7%
GM FG%	14-54 25.9%
3PT%	8-25 32.0%
FT%	22-30 73.3%

Dead Ball Rebounds: 6, 1

NO.	Name	Min	FG		3P		FT		Rebounds		Fouls		TP	AS	TO	ST	Blocks			+/-
			M-A	M-A	M-A	M-A	OR	DR	OR	DR	PF	FD					BS	BA	BB	
5	Darrion Williams	F 36:58	1-6	1-3	3-3	3	7	10	2	2	6	4	0	2	0	0	0	0	7	
14	Tre Coleman	F 32:35	2-5	1-2	0-0	2	2	4	3	1	5	2	0	0	0	0	0	0	11	
50	Will Baker	C 31:19	8-14	1-1	3-4	2	4	6	1	3	20	2	3	1	1	0	1	0	10	
2	Jarod Lucas	G 32:51	5-15	4-9	2-2	0	1	1	1	3	16	1	1	0	0	1	0	0	10	
45	Kenan Blackshear	G 31:08	3-7	1-2	3-4	0	5	5	2	10	10	4	2	0	0	0	0	0	7	
11	Nick Davidson	G 16:29	1-5	1-3	0-0	0	2	2	3	0	3	0	2	0	0	0	0	0	-3	
3	Trey Pettigrew	G 10:30	1-4	0-0	0-0	1	2	1	2	1	0	2	0	1	0	2	0	0	-9	
1	Tyler Powell	G 08:10	0-1	0-1	0-0	0	0	0	0	1	0	0	0	0	0	0	0	0	-13	
Team						2	1	3			0	0	0	0	0	0	0	0	0	
Totals		21:57	9-21	11-13	10	23	33	14	19	62	13	9	3	1	4					

Technical Fouls: NONE

Shooting By Period	
1 st FG%	7-27 25.9%
3PT%	1-8 12.5%
FT%	5-6 83.3%
2 nd FG%	14-30 46.7%
3PT%	8-13 61.5%
FT%	6-7 85.7%
GM FG%	21-57 36.8%
3PT%	9-21 42.9%
FT%	11-13 84.6%

Dead Ball Rebounds: 1, 0

LSU		AKR	
Biggest lead	15 (2 nd 2:19)	8 (1 st 4:21)	
Best Scoring Run	6 (1 st 14:25)	8 (1 st 7:53)	
Lead Changes	6	8	
Times Tied	5	5	
Time with Lead	25:58	09:54	

Points from Turnovers		LSU		AKR	
1st	13	14			
2nd	22	10			
TOT	35	24			

Period by Period Scoring			
1st	33	40	73
2nd	35	23	58
TOT	68	63	131

AKR		NEV	
Biggest lead	8 (1 st 2:20)	7 (1 st 16:10)	
Best Scoring Run	7 (1 st 11:02)	8 (2 nd 16:37)	
Lead Changes	6	6	
Times Tied	4	5	
Time with Lead	26:10	10:37	

Points from Turnovers		AKR		NEV	
1st	24	18			
2nd	8	6			
TOT	32	24			



Official Basketball Box Score - Final
Akron at Marshall
 11/30/22 Gam Henderson Center, Huntington
 2022-23 Men's Basketball

Game Time: 7:30 PM
 Game Duration: 1:43
 Attendance: 4,012



Official Basketball Box Score - Final
Muskingum at Akron
 12/04/22 James A. Rhodes Arena, Akron, Ohio
 2022-23 Men's Basketball



Official Basketball Box Score - Final
Jackson St. at Akron
 12/14/22 James A. Rhodes Arena, Akron
 2022-23 Men's Basketball

Game Time: 2:00 PM
 Game Duration: 1:56
 Attendance: 1,385



Official Basketball Box Score - Final
Wright St. at Akron
 12/14/22 James A. Rhodes Arena, Akron
 2022-23 Men's Basketball

Game Time: 7:00 PM
 Game Duration: 1:48
 Attendance: 1,398

Officials: Bill Ek, Frank Spencer, Scott Vitale

Jackson St. - 72

Record: 1-8

NO.	Name	Min	FG		3P		FT		Rebounds		Fouls		TP	AS	TO	ST	Blocks		+/-	
			M	A	M	A	M	A	O	D	O	R					O	P		F
1	Zeke Cook	F 21:02	3-7	0-0	1-2	2-3	5-5	7-7	1-0	0-0	0-0	0-0	0-0	0-0	0-0	0-0	0-0	0-0	0-0	-6
3	Trace Young	F 25:49	2-3	0-0	3-3	1-4	5-5	3-2	7-7	1-3	0-0	0-0	0-0	0-0	0-0	0-0	0-0	0-0	0-0	-9
13	Romelle Mansel	F 27:16	3-6	0-0	0-0	1-1	2-3	0-0	6-3	0-0	0-0	0-0	0-0	0-0	0-0	0-0	0-0	0-0	0-0	
2	Ken Evans	G 33:20	4-13	0-1	0-0	2-2	4-4	3-1	8-6	2-4	0-2	0-2	0-1	0-0	0-0	0-0	0-0	0-0	-12	
4	Collie Young	G 21:55	3-6	2-5	1-1	0-3	3-3	1-1	9-1	1-1	1-0	0-0	0-0	0-0	0-0	0-0	0-0	0-0	-2	
31	Jamarcus Jones	26:29	8-10	0-0	0-0	2-2	1-1	1-1	16-0	0-0	0-0	0-0	0-0	0-0	0-0	0-0	0-0	0-0	-5	
5	Keveon Hunt	12:40	5-8	0-1	0-0	0-1	1-1	1-0	10-1	2-1	0-0	0-0	0-0	0-0	0-0	0-0	0-0	0-0	-3	
10	Chase Adams	25:55	4-9	1-2	0-0	1-3	4-3	0-0	9-1	3-0	0-0	0-0	0-0	0-0	0-0	0-0	0-0	0-0	-12	
32	Treyon Johnson	05:34	0-1	0-0	0-0	0-0	0-0	0-0	0-0	0-0	0-0	0-0	0-0	0-0	0-0	0-0	0-0	0-0	-16	
Team																				
Totals			32-63	3-9	5-7	10-20	3-0	20-10	72	14	13	6	1	4	1	4	1	13		

Technical Fouls: NONE

Shooting By Period	
1st FG%	13-30 43.3%
3PT%	0-4 0.0%
FT%	0-0 0%
2nd FG%	19-33 57.6%
3PT%	3-5 60.0%
FT%	5-7 71.4%
GM FG%	32-63 50.8%
3PT%	3-9 33.3%
FT%	5-7 71.4%

Dead Ball Rebounds: 1, 0

Wright St. - 54

Record: 5-6

NO.	Name	Min	FG		3P		FT		Rebounds		Fouls		TP	AS	TO	ST	Blocks		+/-	
			M	A	M	A	M	A	O	D	O	R					O	P		F
14	Brandon Noel	F 23:59	3-8	0-1	1-2	0-2	2-2	2-7	7-0	2-0	0-0	0-0	0-0	0-0	0-0	0-0	0-0	0-0	0-0	-24
12	AJ Braun	C 30:35	6-9	0-0	0-1	3-6	9-3	5-12	1-5	0-0	1-0	0-0	0-0	0-0	0-0	0-0	0-0	0-0	0-0	0-0
0	Amari Davis	G 25:26	1-9	0-1	0-0	0-4	4-4	3-2	1-2	0-0	1-0	0-0	0-0	0-0	0-0	0-0	0-0	0-0	0-0	-6
4	Keaton Norris	C 21:25	0-6	0-2	0-0	0-3	2-1	0-0	1-1	1-3	0-0	0-0	0-0	0-0	0-0	0-0	0-0	0-0	0-0	-12
24	Tim Finke	G 38:32	4-8	1-1	2-2	3-6	9-2	1-1	11-6	2-0	2-0	0-0	0-0	0-0	0-0	0-0	0-0	0-0	0-0	-2
1	Trey Calvin	B 26:38	7-14	1-2	1-1	1-2	3-3	2-16	0-2	0-0	0-0	0-0	0-0	0-0	0-0	0-0	0-0	0-0	0-0	-12
3	Alex Huijbregtse	22:37	0-5	0-2	1-2	0-0	0-0	1-2	1-1	0-0	0-0	0-0	0-0	0-0	0-0	0-0	0-0	0-0	0-0	-3
52	Blake Sisley	03:13	0-0	0-0	0-0	0-0	0-0	0-0	0-0	0-0	0-0	0-0	0-0	0-0	0-0	0-0	0-0	0-0	0-0	
22	Andrew Welage	07:35	2-4	1-1	0-0	1-1	2-2	0-0	5-0	0-0	0-0	0-0	0-0	0-0	0-0	0-0	0-0	0-0	0-0	
Team																				
Totals			23-63	3-10	5-8	11-28	3-9	17-16	54	10	14	3	4	2	1	2	1	13		

Technical Fouls: NONE

Shooting By Period	
1st FG%	12-31 38.7%
3PT%	2-4 50.0%
FT%	4-5 80%
2nd FG%	11-32 34.4%
3PT%	1-6 16.7%
FT%	1-3 33.3%
GM FG%	23-63 36.5%
3PT%	3-10 30.0%
FT%	5-8 62.5%

Dead Ball Rebounds: 1, 0

Akron - 85

Record: 5-4

NO.	Name	Min	FG		3P		FT		Rebounds		Fouls		TP	AS	TO	ST	Blocks		+/-	
			M	A	M	A	M	A	O	D	O	R					O	P		F
25	Enrique Freeman	F 33:48	7-7	0-0	3-4	1-8	9-0	7-7	17-5	0-1	3-0	0-0	0-0	0-0	0-0	0-0	0-0	0-0	0-0	12
2	Greg Tribble	G 28:18	6-10	0-1	0-0	1-3	4-2	2-2	12-5	1-1	2-0	0-0	0-0	0-0	0-0	0-0	0-0	0-0	0-0	3
4	Trendon Hankerson	G 38:05	5-9	5-7	2-2	0-1	1-1	1-1	17-2	1-0	1-0	0-0	0-0	0-0	0-0	0-0	0-0	0-0	10	
5	Tavari Johnson	G 24:08	2-5	2-5	0-0	0-1	1-1	4-1	1-6	2-5	1-0	0-0	0-0	0-0	0-0	0-0	0-0	0-0	-1	
13	Xavier Castaneda	G 30:20	5-8	2-4	1-1	1-3	4-0	8-8	23-2	1-1	1-0	0-0	0-0	0-0	0-0	0-0	0-0	0-0	15	
3	Kobe Mitchell	17:59	2-5	2-5	0-0	0-0	2-2	1-0	6-0	0-0	0-0	0-0	0-0	0-0	0-0	0-0	0-0	0-0	3	
11	Sammy Hunter	15:54	1-5	0-4	2-2	2-1	3-2	1-4	2-0	0-0	0-0	0-0	0-0	0-0	0-0	0-0	0-0	0-0	17	
34	Nate Johnson	11:28	0-3	0-2	0-0	0-1	1-0	0-0	0-1	1-1	0-0	0-0	0-0	0-0	0-0	0-0	0-0	0-0	6	
Team																				
Totals			28-52	11-28	18-21	5-22	27-10	20-20	85	19	10	7	4	1	13					

Technical Fouls: NONE

Shooting By Period	
1st FG%	18-28 64.3%
3PT%	8-14 57.1%
FT%	10-12 83.3%
2nd FG%	10-24 41.7%
3PT%	3-14 21.4%
FT%	9-9 88.9%
GM FG%	28-52 53.8%
3PT%	11-28 39.3%
FT%	18-21 85.7%

Dead Ball Rebounds: 2, 0

Akron - 66

Record: 6-4

NO.	Name	Min	FG		3P		FT		Rebounds		Fouls		TP	AS	TO	ST	Blocks		+/-	
			M	A	M	A	M	A	O	D	O	R					O	P		F
25	Enrique Freeman	F 24:04	4-0	0-0	0-0	5-10	15-4	3-8	2-3	0-0	0-0	0-0	0-0	0-0	0-0	0-0	0-0	0-0	0-0	15
2	Greg Tribble	G 29:37	3-7	0-0	0-0	2-1	3-1	1-6	0-0	1-0	0-0	0-0	0-0	0-0	0-0	0-0	0-0	0-0	0-0	4
4	Trendon Hankerson	G 34:52	2-9	1-7	1-2	0-5	5-3	2-6	4-0	2-0	0-0	0-0	0-0	0-0	0-0	0-0	0-0	0-0	11	
5	Tavari Johnson	G 27:33	6-14	0-3	2-4	1-1	2-2	14-1	1-4	1-4	1-0	0-0	0-0	0-0	0-0	0-0	0-0	0-0	13	
13	Xavier Castaneda	G 34:12	5-10	2-6	7-8	0-6	6-1	7-19	3-2	0-0	0-0	0-0	0-0	0-0	0-0	0-0	0-0	0-0	13	
3	Kobe Mitchell	18:05	0-4	0-4	0-0	0-0	0-0	1-1	0-0	0-0	0-0	0-0	0-0	0-0	0-0	0-0	0-0	0-0	0-0	
11	Sammy Hunter	16:35	5-8	3-6	0-0	0-4	2-0	13-0	0-1	0-1	0-0	0-0	0-0	0-0	0-0	0-0	0-0	0-0	3	
34	Nate Johnson	12:38	0-1	0-0	0-0	0-3	3-0	0-0	0-1	2-1	0-0	0-0	0-0	0-0	0-0	0-0	0-0	0-0	6	
0	Amari Lyles	02:24	0-0	0-0	0-0	1-0	1-1	2-1	0-0	0-0	0-0	0-0	0-0	0-0	0-0	0-0	0-0	0-0	0-0	
Team																				
Totals			25-62	6-26	10-14	11-31	42-16	17-16	66	11	12	0	2	4	1	2	4	11		

Technical Fouls: NONE

Shooting By Period	
1st FG%	11-34 32.4%
3PT%	5-21 23.8%
FT%	1-2 50%
2nd FG%	14-28 50.0%
3PT%	1-5 20.0%
FT%	9-12 75%
GM FG%	25-62 40.3%
3PT%	6-26 23.1%
FT%	10-14 71.4%

Dead Ball Rebounds: 2, 0

	JSU	Akron
Biggest lead	0 (1st 20:00)	30 (2nd 18:37)
Best Scoring Run	11 (2nd 11:23)	17 (1st 11:57)
Lead Changes	0	
Times Tied	1	
Time with Lead	00:00	39:04

Points from		JSU		Akron	
Turnovers	14	23	1st	2nd	TOT
Paint	48	30	26	46	72
Second Chance	9	6	5	3	8
Fast Breaks	7	2	5	3	8
Bench	35	10	54	31	85

	WSU	Akron
Biggest lead	5 (1st 0:11)	13 (2nd 10:51)
Best Scoring Run	8 (1st 3:38)	10 (2nd 14:34)
Lead Changes	5	9
Times Tied	5	



Official Basketball Box Score - Final
Concord at Akron
 12/30/22 James A. Rhodes Arena, Akron
 2022-23 Men's Basketball

Game Time: 7:00 PM
 Game Duration: 2:10
 Attendance: 1,550



Official Basketball Box Score - Final
NIU at Akron
 01/03/23 James A. Rhodes Arena, Akron, Ohio
 2022-23 Men's Basketball

Game Time: 7:00 PM
 Game Duration: 2:08

Officials: Tim Stewart, Michael Griffith, Tony Meeks

Officials: Rob Kuennenan, Alfred Smith, Tim Stewart

Concord - 58

Record: 7-4

NO.	Name	Min	FG			3P			FT			Rebounds			Fouls			TP	AS	TO	ST	Blocks		+/-
			M-A	M-A	M-A	M-A	M-A	M-A	M-A	OR	DR	TOT	PF	FD	PF	FD	PF					FD	BS	
5	Da'Vion Moore	09:01	0-1	0-0	0-0	1	1	2	4	0	0	1	0	0	0	0	0	0	0	0	0	0	-8	
14	Lual Rahama	29:43	9-18	2-5	1-1	0	4	4	3	2	21	0	3	0	0	0	0	0	0	0	0	0	-31	
1	Jevon Laidler	G 29:08	1-5	0-1	0-2	1	3	4	0	3	2	2	2	1	1	1	1	1	1	1	1	1	-27	
3	Ethan Heller	G 19:11	3-6	0-1	0-0	0	1	1	2	0	6	0	1	0	0	0	0	0	0	0	0	0	-20	
4	Jordan Wooden	G 28:14	3-9	0-3	0-0	1	2	3	4	1	6	2	1	1	1	1	0	0	0	0	0	0	-23	
13	JJ Harper	25:46	3-9	0-2	3-4	0	4	4	2	2	9	1	5	2	0	0	0	0	0	0	0	0	-13	
22	Rene Diop	16:46	0-0	0-0	0-0	2	2	4	2	1	0	0	3	0	0	0	0	0	0	0	0	0	-5	
24	Amare Smith	23:08	2-5	1-2	2-2	1	1	2	3	4	7	0	2	1	0	1	1	1	1	1	1	-15		
15	Ayden Ince	07:07	0-2	0-1	0-0	0	3	3	0	0	0	0	0	0	0	0	0	0	0	0	0	8		
2	Jaguar Jackson	02:59	0-0	0-0	2-2	0	0	0	0	1	2	0	0	1	0	0	0	0	0	0	0	1		
10	Cade Fix	02:59	0-1	0-1	0-0	0	0	0	1	0	0	0	0	0	0	0	0	0	0	0	0	1		
11	Theo Blackett	02:59	0-1	0-0	0-0	1	1	2	0	0	0	2	0	0	0	0	0	0	0	0	0	1		
32	Jake Hamilton	02:59	2-2	1-1	0-0	0	0	0	0	0	5	0	0	0	0	0	0	0	0	0	0	1		
Team						1	5	6	0	0	0	1	0	0	0	0	0	0	0	0	0	0		
Totals		23:59	4-17	8-11	8	27	35	22	14	58	8	18	6	2	2	2	2	2	2	2	2	26		

Technical Fouls: Coach 2nd 5:01

Akron - 84

Record: 8-5

NO.	Name	Min	FG			3P			FT			Rebounds			Fouls			TP	AS	TO	ST	Blocks		+/-
			M-A	M-A	M-A	M-A	M-A	M-A	M-A	OR	DR	TOT	PF	FD	PF	FD	PF					FD	BS	
25	Enrique Freeman	F 24:11	7-8	0-0	4-10	3	7	10	3	8	18	2	2	0	2	1	19							
2	Greg Tribble	G 29:39	1-5	0-0	5-7	1	1	2	0	4	7	3	0	0	0	0	15							
4	Trendon Hankerson	G 31:41	6-12	6-10	0-0	1	7	8	1	1	18	6	1	1	0	0	20							
5	Tavari Johnson	G 20:48	2-6	1-3	1-2	0	2	2	2	6	5	4	1	0	0	18								
13	Xavier Castaneda	G 31:46	3-12	3-9	8-9	1	4	5	0	4	17	3	0	1	0	1	23							
3	Kobe Mitchell	14:15	0-2	0-2	0-0	0	1	1	1	1	0	0	0	0	0	6								
11	Sammy Hunter	18:08	2-5	0-3	0-0	3	3	6	4	0	4	0	0	0	0	24								
34	Nate Johnson	15:48	4-6	1-2	0-0	0	1	1	1	0	9	0	1	4	0	0	13							
0	Amani Lyles	06:36	0-0	0-0	0-0	0	0	0	0	1	0	0	0	0	0	8								
20	Evan Wilson	04:09	1-1	1-1	0-0	0	0	0	0	1	0	3	1	1	0	0	1							
12	Pat Mayfield	02:59	1-2	0-1	0-0	0	3	3	0	2	0	0	0	0	0	1	1							
Team						0	1	1	0	0	0	0	0	0	0	0	0							
Totals		27:59	12-31	18-28	9	30	39	14	21	84	21	10	7	2	2	26								

Technical Fouls: NONE

Biggest lead	Cu		Akron	Points from	Turnovers	Paint	Second Chance	Fast Breaks	Bench	Period by Period Scoring			
	0 (1 st 20:00)	29 (2 nd 1:02)								1st	2nd	TOT	
Best Scoring Run	9 (1 st 3:53)	10 (2 nd 5:01)		30	30		6	3		Cu	23	35	58
Lead Changes	0			9	18		23	18		Akron	31	53	84
Times Tied	1												
Time with Lead	00:00	39:21											

NIU - 51

Record: 4-10 (0-1)

NO.	Name	Min	FG			3P			FT			Rebounds			Fouls			TP	AS	TO	ST	Blocks		+/-
			M-A	M-A	M-A	M-A	M-A	M-A	M-A	OR	DR	TOT	PF	FD	PF	FD	PF					FD	BS	
23	Harvin Ibarquien	F 10:31	0-0	0-0	0-0	0	0	0	5	1	0	0	1	0	0	0	0	0	0	0	0	0	0	-7
50	Anthony Crump	F 21:09	3-3	0-0	1-4	1	1	2	3	4	7	0	3	0	2	0	19							
0	Kashawn Williams	G 33:17	4-17	0-4	2-3	2	2	4	1	2	10	0	3	1	0	2	20							
2	Zarique Nutter	G 29:08	5-12	1-3	0-1	1	8	9	1	2	11	1	2	0	0	0	20							
11	David Coit	G 23:44	0-5	0-3	6-6	0	1	1	3	5	6	1	2	1	0	1	27							
3	Kaleb Thornton	28:37	1-4	1-2	2-2	1	3	4	2	3	5	1	0	1	0	0	3							
24	Darweshi Hunter	25:57	2-5	0-2	2-2	0	2	2	1	2	6	1	0	1	0	1	16							
14	Yanic Konan Niederhauser	13:16	2-4	0-1	0-0	2	0	2	3	0	4	1	2	0	0	1	0	5						
41	Armandas Plintauskas	07:25	0-0	0-0	0-0	0	1	1	0	0	0	0	0	0	0	0	0	0	0	0	0	0	0	-4
4	Oluwasegun Durosini	06:44	1-1	0-0	0-0	3	0	3	5	0	2	0	3	0	0	0	3							
5	Xavier Amos	09:16	0-0	0-0	0-0	0	0	0	0	0	0	0	0	0	0	0	0	0	0	0	0	0	0	-3
1	Taku Youngblood	00:12	0-0	0-0	0-0	0	0	0	0	0	0	0	0	0	0	0	0	0	0	0	0	0	0	-1
Team						1	2	3	0	2	0	2	0	0	0	0	0							
Totals		18:51	2-15	13-18	11	20	31	25	19	51	5	19	4	4	4	25								

Technical Fouls: Coach 2nd 13:18

Akron - 76

Record: 9-6 (1-0)

NO.	Name	Min	FG			3P			FT			Rebounds			Fouls			TP	AS	TO	ST	Blocks		+/-
			M-A	M-A	M-A	M-A	M-A	M-A	M-A	OR	DR	TOT	PF	FD	PF	FD	PF					FD	BS	
11	Sammy Hunter	F 13:59	1-5	1-5	0-0	0	1	1	2	1	3	0	1	0	0	0	5							
25	Enrique Freeman	F 30:31	10-18	0-0	7-10	4	11	15	1	11	27	2	2	3	0	2	20							
2	Greg Tribble	G 30:22	5-6	0-0	6-6	1	1	2	4	5	16	2	2	3	0	0	34							
4	Trendon Hankerson	G 32:47	1-8	1-7	0-0	1	5	6	2	2	3	4	1	0	2	20								
5	Tavari Johnson	G 29:17	3-9	1-3	1-2	1	0	1	4	0	8	0	4	0	1	1	6							
3	Kobe Mitchell	19:47	1-2	1-2	2-2	0	2	2	2	1	5	3	0	0	0	14								
34	Nate Johnson	25:53	3-6	1-2	1-2	1	1	2	1	2	8	0	0	0	0	22								
0	Amani Lyles	07:39	1-1	0-0	1-1	0	1	1	3	3	0	1	1	0	0	1								
20	Evan Wilson	02:20	1-1	1-1	0-0	0	0	0	0	0	3	0	0	0	0	2								
12	Pat Mayfield	01:58	0-1	0-0	0-0	0	0	1	0	0	0	0												



2022-23 Akron Men's Basketball Combined Team Statistics All games

Page 1/1
as of Jan 04, 2023

Game Records

Record	Overall	Home	Away	Neutral
ALL GAMES	9-5	8-0	0-2	1-3
CONFERENCE	1-0	1-0	0-0	0-0
NON-CONFERENCE	8-5	7-0	0-2	1-3

Score by Periods

Team	1st	2nd	OT	TOT
Akron	456	511	11	978
Opponents	400	455	10	865

Team Box Score

No.	Player			Total		3-Point		F-Throw		Rebounds												
		GP-GS	MIN	AVG	FG-FGA	FG%	3FG-3FGA	3FG%	FT-FTA	FT%	OFF	DEF	TOT	AVG	PF	DQ	A	TO	BLK	STL	PTS	AVG
13	CASTANEDA, Xavier	13-13	422:42	32.5	64-161	.398	43-104	.413	83-103	.806	8	51	59	4.5	12	0	39	24	1	14	254	19.5
25	FREEMAN, Enrique	14-14	419:51	30.0	79-139	.568	0-1	.000	34-64	.531	48	97	145	10.4	28	0	32	31	13	12	192	13.7
4	HANKERSON, Trendon	14-14	448:04	32.0	42-108	.389	30-77	.390	13-18	.722	7	58	65	4.6	26	0	28	18	6	12	127	9.1
5	JOHNSON, Tavori	13-7	255:19	19.6	37-81	.457	14-35	.400	6-10	.600	6	25	31	2.4	20	0	26	28	3	14	94	7.2
2	TRIBBLE, Greg	14-14	380:28	27.2	34-84	.405	1-9	.111	21-30	.700	13	29	42	3.0	36	1	27	18	2	14	90	6.4
11	HUNTER, Sammy	14-7	258:51	18.5	32-104	.308	13-65	.200	6-9	.667	12	27	39	2.8	18	0	8	5	1	1	83	5.9
34	JOHNSON, Nate	14-1	274:20	19.6	22-49	.449	9-20	.450	3-6	.500	13	26	39	2.8	18	0	6	15	1	13	56	4.0
3	MITCHELL, Kobe	10-0	126:01	12.6	8-22	.364	6-20	.300	4-4	1.000	2	9	11	1.1	13	0	5	4	1	6	26	2.6
1	CLARKE, Garvin	8-0	138:03	17.3	7-30	.233	2-17	.118	4-7	.571	9	11	20	2.5	12	0	8	10	2	4	20	2.5
0	LYLES, Amani	13-0	68:49	5.3	8-16	.500	0-0	.000	7-13	.538	12	6	18	1.4	16	0	2	7	4	5	23	1.8
20	WILSON, Evan	6-0	19:13	3.2	3-7	.429	3-6	.500	0-2	.000	0	1	1	0.2	4	0	3	2	0	2	9	1.5
12	MAYFIELD, Pat	5-0	11:53	2.4	2-5	.400	0-2	.000	0-0	.000	0	5	5	1.0	0	0	0	0	1	1	4	0.8
Team											26	26	52				4					
Total		14	2824		338-806	.419	121-356	.340	181-266	.680	156	371	527	37.6	203	1	184	166	35	98	978	69.9
Opponents		14	2834		331-800	.414	89-263	.338	114-166	.687	123	344	467	33.4	254	5	164	189	48	87	865	61.8

Team Statistics

	UA	OPP
Scoring	978	865
Points per game	69.9	61.8
Scoring margin	+8.1	-
Field goals-att	338-806	331-800
Field goal pct	.419	.414
3 point fg-att	121-356	89-263
3-point FG pct	.340	.338
3-pt FG made per game	8.6	6.4
Free throws-att	181-266	114-166
Free throw pct	.680	.687
F-Throws made per game	12.9	8.1
Rebounds	527	467
Rebounds per game	37.6	33.4
Rebounding margin	+4.3	-
Assists	184	164
Assists per game	13.1	11.7
Turnovers	166	189
Turnovers per game	11.9	13.5
Turnover margin	+1.6	-
Assist/turnover ratio	1.1	0.9
Steals	98	87
Steals per game	7.0	6.2
Blocks	35	48
Blocks per game	2.5	3.4
Winning streak	2	-
Home win streak	8	-
Attendance	11139	7542
Home games-Avg/Game	8-1392	2-3771
Neutral site-Avg/Game	-	4-1603

Team Results

Date	Opponent		Score	Att.
11/07/2022	South Dakota St.	W	81-80	2157
11/11/2022	vs Mississippi St.	L	54-73	5213
11/15/2022	Morgan St.	W	65-59	1759
11/21/2022	vs Western Ky.	W	72-53	0
11/22/2022	vs LSU	L	58-73	1200
11/23/2022	vs Nevada	L	58-62	0
11/30/2022	at Marshall	L	57-68	4012
12/04/2022	Muskingum	W	80-33	1466
12/11/2022	Jackson St.	W	85-72	1385
12/14/2022	Wright St.	W	66-54	1398
12/19/2022	Maine	W	87-55	1424
12/22/2022	at Bradley	L	55-74	3530
12/30/2022	Concord	W	84-58	1550
01/03/2023	NIU	W	76-51	0



**2022-23 Akron Men's Basketball
Combined Team Statistics
In Conference games**

Page 1/1
as of Jan 04, 2023

Game Records

Record	Overall	Home	Away	Neutral
ALL GAMES	1-0	1-0	0-0	0-0
CONFERENCE	1-0	1-0	0-0	0-0
NON-CONFERENCE	0-0	0-0	0-0	0-0

Score by Periods

Team	1st	2nd	OT	TOT
Akron	28	48	0	76
Opponents	26	25	0	51

Team Box Score

No.	Player	Total			3-Point		F-Throw		Rebounds				PF DQ A TO BLK STL PTS AVG									
		GP-GS	MIN	AVG	FG-FGA	FG%	3FG-3FGA	3FG%	FT-FTA	FT%	OFF	DEF	TOT	AVG	PF	DQ	A	TO	BLK	STL	PTS	AVG
25	FREEMAN, Enrique	1-1	30:32	30.5	10-18	.556	0-0	.000	7-10	.700	4	11	15	15.0	1	0	2	2	0	3	27	27.0
2	TRIBBLE, Greg	1-1	30:22	30.4	5-6	.833	0-0	.000	6-6	1.000	1	1	2	2.0	4	0	2	2	0	3	16	16.0
5	JOHNSON, Tavari	1-1	29:17	29.3	3-9	.333	1-3	.333	1-2	.500	1	0	1	1.0	4	0	0	4	1	0	8	8.0
34	JOHNSON, Nate	1-0	29:53	29.9	3-6	.500	1-2	.500	1-2	.500	1	1	2	2.0	1	0	0	0	0	0	8	8.0
3	MITCHELL, Kobe	1-0	19:47	19.8	1-2	.500	1-2	.500	2-2	1.000	0	2	2	2.0	2	0	3	0	0	0	5	5.0
20	WILSON, Evan	1-0	02:20	2.3	1-1	1.000	1-1	1.000	0-0	.000	0	0	0	0.0	0	0	0	0	0	0	3	3.0
4	HANKERSON, Trendon	1-1	32:47	32.8	1-8	.125	1-7	.143	0-0	.000	1	5	6	6.0	2	0	4	1	2	0	3	3.0
0	LYLES, Amani	1-0	07:39	7.7	1-1	1.000	0-0	.000	1-1	1.000	0	1	1	1.0	3	0	0	1	0	1	3	3.0
11	HUNTER, Sammy	1-1	13:58	14.0	1-5	.200	1-5	.200	0-0	.000	0	1	1	1.0	2	0	0	1	0	0	3	3.0
12	MAYFIELD, Pat	1-0	01:58	2.0	0-1	.000	0-0	.000	0-0	.000	0	1	1	1.0	0	0	0	0	1	0	0	0.0
Team											4	2	6									
Total		1	199		26-57	.456	6-20	.300	18-23	.783	12	25	37	37.0	19	0	11	11	4	7	76	76.0
Opponents		1	209		18-51	.353	2-15	.133	13-18	.722	11	20	31	31.0	24	2	5	19	4	4	51	51.0

Team Statistics

	UA	OPP
Scoring	76	51
Points per game	76.0	51.0
Scoring margin	+25.0	-
Field goals-att	26-57	18-51
Field goal pct	.456	.353
3 point fg-att	6-20	2-15
3-point FG pct	.300	.133
3-pt FG made per game	6.0	2.0
Free throws-att	18-23	13-18
Free throw pct	.783	.722
F-Throws made per game	18.0	13.0
Rebounds	37	31
Rebounds per game	37.0	31.0
Rebounding margin	+6.0	-
Assists	11	5
Assists per game	11.0	5.0
Turnovers	11	19
Turnovers per game	11.0	19.0
Turnover margin	+8.0	-
Assist/turnover ratio	1.0	0.3
Steals	7	4
Steals per game	7.0	4.0
Blocks	4	4
Blocks per game	4.0	4.0
Winning streak	1	-
Home win streak	1	-
Attendance	0	0
Home games-Avg/Game	1-0	0-0
Neutral site-Avg/Game	-	0-0

Team Results

Date	Opponent		Score	Att.
01/03/2023	NIU	W	76-51	0