

AKRON BASKETBALL

Game 16 | at Bowling Green



122nd Season | MAC Tournament Champions: 2009, 2011, 2013, 2022 | MAC Regular-Season Champions: 2012, 2013, 2016, 2017, 2020

2022-23 BASKETBALL SCHEDULE

Date	Opponent	TV	Time
Nov. 7	South Dakota State W	81-80 OT
Nov. 11	Mississippi State \$ L	73-54
Nov. 15	Morgan State W	65-59
Nov. 21	Western Kentucky % W	72-53
Nov. 22	LSU % L	73-58
Nov. 23	Nevada % L	62-58
Nov. 30	Marshall L	68-57
Dec. 4	Muskingum W	80-33
Dec. 11	Jackson State W	85-72
Dec. 14	Wright State W	66-54
Dec. 19	Maine W	87-55
Dec. 22	Bradley L	74-55
Dec. 30	Concord W	84-58
Jan. 3	Northern Illinois * W	76-51
Jan. 6	Ball State * L	70-63
Jan. 10	Bowling Green *	ESPN+	7 PM
Jan. 13	Eastern Michigan *	ESPNU	7 PM
Jan. 17	Central Michigan *	ESPN3/+	7 PM
Jan. 21	Western Michigan *	ESPN3/+	2:30 PM
Jan. 24	Miami *	ESPN3/+	7 PM
Jan. 28	Ohio *	ESPN3/+	2 PM
Jan. 31	Buffalo *	WC	TBA
Feb. 4	Kent State *	WC	TBA
Feb. 7	Toledo *	ESPN3/+	7 PM
Feb. 11	Ohio *	WC	TBA
Feb. 14	Eastern Michigan *	ESPN3/+	7 PM
Feb. 18	Buffalo *	WC	TBA
Feb. 21	Toledo *	ESPN3/+	7 PM
Feb. 25	Western Michigan *	ESPN3/+	4 PM
Feb. 28	Ball State *	ESPN3/+	7 PM
March 3	Kent State *	WC	TBA

Home games **BOLD** | All Game Times and Dates subject to change | WC - MAC 21-day Wildcard Game Selection | * MAC game
\$ Barstool Sports Invitational - Philadelphia, Pa.
% Cayman Islands Classic - Grand Cayman Island

Akron (9-6, 1-1) at Bowling Green (8-7, 2-0)

Tuesday, Jan 10 • Stroh Center

Bowling Green, Ohio • 7 PM • ESPN+



BOWLING GREEN HEAD COACH

Michael Huger (BGSU '94)

Overall Record: 123-112 (8th Season)

Record at BGSU: 123-112 (8th Season)

MAC Record: 61-69 (8th Season)



AKRON ZIPS HEAD COACH

John Groce (Taylor '94)

Career Record: 285-197 (15th Season)

Record at Akron: 103-65 (6th Season)

Overall MAC Record: 89-69 (at Ohio and Akron)

ALL-TIME SERIES

Akron Leads: 44-28

Groce vs. Bowling Green: 8-3 (11-9 Overall)

Last Meeting: Akron 82, BGSU 68

at James A. Rhodes, Feb. 22, 2022

First Meeting: Akron 52, BGSU 29

in Akron 1937-38 season

In Akron: 25-10, In Bowling Green: 16-16, MAC Tournament: 3-2

BROADCAST

TV/Video: ESPN+

Radio: Akron Sports Network - **Dave Skoczen** (PxP), **Joe Dunn** (Analyst)-WHLO 640 AM (iHeart Radio)

Live Stats: GoZips.com/Schedule - Live Stats

QUICK HITS

- Akron is one of two teams in the MAC to play 5 Top 100 NET teams in non-conference play this season: Buffalo (6), Akron (5), Miami (4), Eastern Michigan (3), Northern Illinois (3), Ohio (3), Kent State (3), Toledo (3), Western Michigan (3), Central Michigan (2), Ball State (0), Bowling Green (0).

- Akron is 9-6 this season with five losses coming from opponents in the Top 100 NET rankings with a total win-loss record of 57-14 before conference play: 76 LSU (12-1), 37 Mississippi State (11-2), 55 Nevada (12-3), 66 Marshall (12-3) and 62 Bradley (10-5).

- The Zips are undefeated at James A. Rhodes Arena this season and riding a 10-game home court winning streak dating back to the 2021-22 season. The Zips last setback came from NIU (66-63) on Feb. 17, 2022. Akron is 8-0 at the JAR this year defeating, South Dakota State, Morgan State, Muskingum, Jackson State, Wright State, Maine, Concord and Northern Illinois.

- In 2021-22, Freeman ranked No. 1 in the nation in field goal percentage (.665) and landed in the NCAA Top 20 in six categories: No. 4 total rebounds (367), No. 6 rebounds per game (10.8), No. 8 double-doubles (18), No. 9 defensive rebounds per game (7.53) and No. 19 offensive rebounds per game (3.26). Freeman was one of 13 players in the NCAA to average a double-double in points (13.2) and rebounds (10.8). He led the MAC in 5-of-6 categories, ranking No. 2 in offensive rebounds per game.

Akron	STAT BREAKDOWN	BGSU
69.4	SCORING AVERAGE	77.7
+7.1	SCORING MARGIN	+3.6
.418	FG PERCENTAGE	.444
.337	3PT PERCENTAGE	.332
8.3	3PT FG MADE PER GAME	7.7
.695	FT PERCENTAGE	.760
37.3	REBOUND PER GAME	38.1
+3.7	REBOUNDING MARGIN	+2.3
12.5	ASSISTS PER GAME	15.1
12.3	TURNOVERS PER GAME	10.9
6.9	STEALS PER GAME	6.1
2.5	BLOCKS PER GAME	3.5

2022-23 AKRON BASKETBALL

PROBABLE STARTERS



AKRON QUICK FACTS

Location Akron, Ohio (44325)
 Population 200,000 (fifth largest in Ohio)
 Founded 1870 (as Buchtel College)
 Enrollment 20,500
 Nickname Zips
 Colors Blue (PMS 282) and Gold (PMS 7503)
 Conference Mid-American
 President Dr. Gary L. Miller
 Director of Athletics Charles Guthrie
 Deputy AD Markus Jennings
 Sr Associate AD/SWA Jackie Wallgren
 Faculty Athletics Representative ... Dr. Matthew Juravich
 Athletic Dept. Phone: (330) 972-7080
 Ticket Office Phone: 1-888-99-AKRON

JAMES A. RHODES ARENA

Capacity 5,500
 Opened December 3, 1983
 W, 78-74 over Eastern Michigan
 Seating 2,096 arm-chair seating
 3,404 bleacher-style seating
 Record at Rhodes Arena.... 445-135 (.767) - 39 Seasons
 Record under John Groce 101-64 (6th Season)
 Press Row Phone (330) 374-8771

PROGRAM HISTORY

Seasons of Basketball 122nd
 First Season of Basketball 1901-02
 Seasons of Division I Basketball 42nd
 First Season of Division I Basketball 1980-81
 All-Time Record 1,678-1,067 (.611)
 All-Time Division I Record 721-547 (.564)
 All-Time MAC Record 290-238 (.543) 29 seasons
 MAC Tournament Titles 4 (2009, 2011, 2013, 2022)
 MAC Regular Season Titles 5 (2012, 2013, 2016, 2017, 2020)
 NCAA Tournament Appearances 14
 NCAA DI Tournament Appearances (Yrs) .5 (1986, 2009, 2011, 2013, 2022)
 NIT Appearances (Yrs) 7 (1987, 1989, 2006, 2008, 2012, 2016, 2017)
 CBI Appearances (Yrs) 1 (2010)
 CIT Appearances (Yrs) 1 (2014)

GoZips.com

Twitter @ZipsMBB | @JohnGroce | @AkronZips
 Facebook Facebook.com/ZipsMBB | /AkronZips
 Instagram @ZipsMBB
 YouTube YouTube.com/ZipsAthletics

ATHLETICS COMMUNICATIONS

Brian Dennison (Men's Basketball Contact)
 Assistant Director for Communications
 (330) 972-6292 office | (330) 962-0366 cell
 bld2@uakron.edu

Sean Palchick (Women's Basketball Contact)
 Associate Director of Athletics Communications
 Office Phone: (330) 972-2677
 Email: spalchick@uakron.edu

WHAT'S AHEAD

Akron is back on the road for #MACtion, traveling to Bowling Green, Ohio to play the Falcons at the Stroh Center on Tuesday, Jan. 10 at 7 p.m. Fans can follow the action on ESPN+ or listen to Akron Sports Radio Network on WHLO 640 AM with Dave Skoczen (PxP) and Joe Dunn (analyst). Live stats are also available on GoZips.com.

THE AKRON-BOWLING GREEN

Tuesday's game marks the 73rd meeting in series history between Akron and Bowling Green, and 21st meeting for a Groce coached squad. Akron holds an all-time 44-28 series advantage while Groce is 11-9 against BGSU and 8-3 at Akron. The Zips have won 33 of the last 38 games as Akron swept the 2021-22 season series with a 91-66 win at the Stroh Center and a 82-68 triumph at the JAR. The Zips won 2-of-3 games in 2020-21, ending the Falcons 2021 MAC Tournament run with a 74-67 win at Rocket Mortgage FieldHouse in Cleveland. The two teams split the season series with the Zips posting a 69-57 win at the Stroh Center, but Bowling Green won the rematch 83-71 at the JAR, snapping the Zips 14-game winning streak and 9-0 record in 2021.

The two teams split the 2019-20 season's series with a 78-60 setback at the Stroh Center and a 74-59 win at the JAR. Both teams protected home court and split the 2018-19 series. Akron dropped the last season's series opener at the Stroh Center (73-69) and bounced back with a lopsided 91-67 triumph. Akron swept 2017-18 season's series with an 80-78 win at Rhodes Arena (1/13/18) and an 81-79 win at the Stroh Center (2/20/18). Both games came down to the final possession. In 2016-17, the two teams split the season series. The Zips opened Mid-American Conference play with an 89-84 win over BGSU at the JAR (1/3/17). BGSU picked up the win in the closing seconds at the Stroh Center, 66-65, snapping the Zips' 17-game winning streak against the Falcons. It was Akron's first loss to BGSU since March 1, 2009, a 50-46 loss at Rhodes Arena.

In addition, Akron posted three wins in the 2015-16 season, including an 80-66 win during the semi-final round of the MAC Tournament. The Zips have met the Falcons four times in the MAC Tournament with the series being tied at two games apiece. In addition, the 2017 MAC opener was the third time in series history that Akron and Bowling Green have met to open the MAC schedule. Akron holds a 3-0 advantage in conference openers, posting a 53-51 win in 1992-93, 71-45 victory during the 2009-10 season, and an 89-84 win in 2016-17 – all at Rhodes Arena.

SCOUTING THE FALCONS

Bowling Green looks to continue its MAC winning streak, posting a 2-0 record in the opening week with wins over Eastern Michigan (91-65) and Ohio (88-79). BGSU is 8-7 overall, 5-3 at home and 3-4 on the road. The Falcons average a league-best 77.7 points per game on 44.4 percent shooting from the floor and 33.2 percent effort from beyond the 3-point arc, draining 7.7 triples a game. In addition, the Falcons shoot 76.0 percent from the free throw line with 14.3 FT made per game.

BGSU has four players scoring in double figures as Leon Ayers III leads the Falcons in scoring with 17.0 points per game. He shoots 44.7 percent from the floor and leads the squad at the free throw line with 61 appearance and made 49 bonus buckets at an 80.3 percent clip. Ayers leads the squad in steals with 18. Curtis Samari follows with 12.0 points per game with a second-best 19 made 3-pointers, while leading the squad in assists (72). Kaden Metheny is the top 3-point marksman with 37 made trifectas on 41.6 percent shooting from deep. Metheny averages 11.4 points per game and is second-best in assists (32) and steals (15). Rashaun Agee rounds out the double-digit scores with 11.2 points per game and leads the defensive efforts with 26 blocked shots, averaging 1.73 per game.

Defensively, Bowling Green allows its opponents to score 74.1 points per game on 43.3 percent shooting from the floor and 34.7 percent from 3-point range, allowing 8.3 long distance strikes per night. The Falcons caused 180 turnovers (12.0 to/g) with 92 steals (6.1 stl/g). BGSU outrebounds the opponent by a +2.3 margin as the opponent grabbed 536 total boards (35.7 rebs/g) compared to the 571 total rebounds (38.1 rebs/g) secured.

AKRON IN THE MAC

Akron is 41-17 over the last three seasons in MAC play, owning the highest winning percentage (.714) in the league. The Zips are 27-13 in the MAC under the new conference format without divisions (new in 2020-21). Akron is 82-23 (.795) at home in league play since the start of the 2011 MAC schedule. UA has seen a ton of success in league play since the start of the 2004-05 season, and is 210-99 overall (.681), including a 127-30 mark in MAC play at home (.822). The Zips' 210 wins are the most in the league during that stretch. The Zips have won 125 of their last 181 MAC games (.694).

ON THE ROAD

Akron is 0-3 in true road games this season, falling to Ball State (70-63), Marshall (68-57) and Bradley (74-55). The Zips are 1-3 in neutral site games this season. Akron finished 8-4 on the road in 2021-22, dropping the season opening game to Ohio State (67-66) as time expired and defeating Wright State by a decisive 18 points (66-48). The Zips second road setback came against Kent State (67-55) in the first installment of the 2021-22 Wagon Wheel series. Zips bounced back with 91-66 win over Bowling Green and a 60-56 win over Central Michigan. The Zips fell at Toledo (84-76). Zips defeated Miami (71-59) and NIU (70-64) in back-to-back road contests but fell to WMU (61-57). Akron defeated Eastern Michigan 67-48, Ohio (91-83) and Ball State (79-60) to end the season.



2022-23 AWARDS AND HONORS

MAC Player of the Week
Enrique Freeman (Jan. 9)

Cayman Islands Classic All-Tournament Team
Xavier Castaneda

MAC Player of the Week
Enrique Freeman - Jan. 9

2022-23 PRESEASON POLL

MAC Men's Basketball Preseason Coaches Poll

1. Kent State (6) - 135 points
2. Toledo (4) - 131
3. Akron (2) - 127
4. Ball State -- 94
5. Ohio -- 91
6. Buffalo -- 82
7. Eastern Michigan -- 68
8. Western Michigan -- 66
9. Bowling Green -- 42
10. Central Michigan -- 38
11. Miami -- 36
12. Northern Illinois - 26

MAC Tournament Champion: Kent State (4), Toledo (3), Akron (2), Eastern Michigan (1), Western Michigan (1)

Preseason All-MAC First Team

Enrique Freeman, F, Akron, Jr.
Payton Sparks, C, Ball State, So.
Sincere Carry, G, Kent State, R-Sr.
JT Shumate, F, Toledo, Sr.
Lamar Norman Jr., G, Western Michigan, Sr.

Preseason All-MAC Second Team

Xavier Castaneda, G, Akron, Sr.
Kevin Miller, G, Central Michigan, So.
Emoni Bates, F, Eastern Michigan, So.
Malique Jacobs, G, Kent State, R-Sr.
Setric Millner Jr., F, Toledo, Sr.

2021-22 MAC Postseason Awards

Defensive Player of the Year
Enrique Freeman

All-Defensive Team
Enrique Freeman

Second Team All-MAC
Enrique Freeman
Ali Ali

Honorable Mention
Xavier Castaneda

OPENING MAC PLAY

Akron is 23-8 in MAC openers since joining the league in 1992. Over the last 16 seasons, the Zips are 14-3 in MAC openers. Akron has won the last 14-of-15 MAC openers, including a 5-1 mark under head coach John Groce. The Zips fell in Groce's initial MAC opener, but have won four straight leading into the 2022-23 opener.

HOME SWEET HOME

The Zips own a 449-135 (.767) all-time record at Rhodes Arena. In the last 16 seasons, Akron has posted a 245-38 (.864) record at the JAR. Under coach Groce Akron is 70-13 (.825) at home. The Zips are 8-0 at home in 2022-23. Akron went 12-4 at Rhodes Arena in Groce's first year as head coach and followed with a 14-3 effort. The Zips went 15-2 at home in 2019-20 en route to the regular season MAC Championship. During COVID shortened season, Akron posted a 9-1 mark at the JAR (2020-21) and last season the Zips posted a 12-3 record. Groce became the third Akron coach since 1940 to win his first six home games in the first season as head coach. The Zips rattled off seven straight wins at the JAR before falling in the MAC home opener to Buffalo. The Zips set the all-time longest home winning streak record at Rhodes Arena with 30 consecutive wins during the 2015-17 seasons, replacing the 26-game run the Zips made during the 1985-87 seasons under head coach Bob Huggins. The streak ranked No. 2 in the NCAA.

TEAM CAPTAINS

For the first time in six seasons, Akron head coach John Groce named captains for Zips basketball. Enrique Freeman, Xavier Castaneda, Greg Tribble and Trenderon Heankerson were nominated and accepted their new roles as Akron heads into Mid-American Conference play.

MR. DOUBLE-DOUBLE

Enrique Freeman is averaging a double-double in points and rebounds, scoring 14.3 points per game and grabbing 10.6 boards per contest. He ranks 7th in the NCAA with eight double-double which tops the MAC. He pulled down double-digit rebounds in 10-of-15 outings, including a 15-rebound, 27-point performance in the MAC opener against NIU. In addition, he has nine double-digit scoring efforts, scoring 27, 23 (2x), 18 (2x), 17 (2x), 14, 11 and 10-points. He is currently ranked in double-doubles (8 - 7th-NCAA, 1st-MAC), rebounds per game (10.6 - 7th-NCAA, 1st-MAC), offensive rebounds per game (3.53 - 16th-NCAA, 1st-MAC), defensive rebounds per game (7.07 - 16th-NCAA, 1st-MAC), total rebounds (159 - 13th-NCAA, 1st-MAC) and field goal percentage (57.9 - 41st NCAA - 1st MAC). Freeman earned MAC Player of the Week, averaging 25 points and 14.5 rebounds to open league play (Jan. 9).

X FACTOR

Xavier Castaneda leads the Akron Zips and is second in the MAC in scoring with 19.5 points per game (29th NCAA, 2nd MAC). He scored in double figures 12-of-13 games, including a pair of 30+ point performances. He set a career-high 33 points against Maine and opened the season with 31 points against South Dakota State. Castaneda registered four 20+ point efforts against LSU (28), Jackson State (23) and Mississippi State (20). He is shooting 41.3 percent from long distance (47th NCAA, 2nd MAC) and averages 3.3 trifectas per game (13th NCAA, 1st MAC) with a team-best 43 triples (60th NCAA, 1st MAC). Castaneda is the squad's assist leader, dishing out 3.0 helpers per game with 39 assists to date. He ranks in the NCAA Top 50 in free throws made (83 - 7th NCAA, 1st MAC), free throw attempts (103 - 19th NCAA, 2nd MAC). Castaneda was named to the 2022 Cayman Islands Classic All-Tournament team, averaging 18.3 points, 4.3 rebounds and 2.7 assists.

JOSHNSON N JOHNSON

Freshmen Nate Johnson (redshirt) and Tavari Johnson are starting to impact the Zips offensive output. Nate Johnson averages 19.4 minutes per game, scoring 4.1 points on 46.2 percent shooting from the floor. He shoots 45.0 percent from deep, draining 9-of-20 long-distance buckets. He impacts both ends of the floor, grabbing 40 rebounds for 2.7 per game and owns a second-best 13 steals. Tavari Johnson had a breakout game against Nevada in the Cayman Islands with a career-high 21 points on 9-of-10 shooting from the field and a perfect 3-of-3 showing from downtown. He joined the starting lineup on Dec. 4 and averages 20.4 minutes and 7.2 points per game. He shoots 43.5 percent from the floor and 38.5 percent from deep with 15 made trifectas. He adds 37 rebounds, 26 assists and a team-high 15 steals.

LAST TIME VS BOWLING GREEN

It took time for the Akron Zips to fully seize control, but a second-half offensive surge powered them to an 82-68 win over visiting Bowling Green at James A. Rhodes Arena. The game was won both inside and outside, as the Zips posted significant edges over the Falcons in 3-pointers and rebounding, draining 10 triples to Bowling Green's five and outrebounding the visitors 34-22.

Ali Ali and Mikal Dawson led the way for Akron with 17 points and four players scored in double figures as, Xavier Castaneda added 13 and Enrique Freeman posted his MAC-leading 15th double-double of the campaign with 11 points and 11 rebounds. Dawson's 17 points was a career high.

Despite Bowling Green keeping the game close for much of the night and trailing by just three (35-32) at the half, Akron was able to pull away in the second half behind a big effort from Dawson and Castaneda, who combined for 17 points after intermission. The Akron offense as a whole was electric in the half, making 14 of its first 20 shots coming out of the locker room to turn a three-point halftime edge into a 16-point lead late in the game. Six of the Zips' 10 3-pointers came in the second stanza and they tallied an impressive 18-6 rebounding edge during the same span.

The win provides the Zips with a key win in the battle for positioning in the standings ahead of the upcoming MAC Tournament in Cleveland. It's the second straight victory for the blue and gold, setting the stage for the final three games of the regular season.

Samari Curtis led Bowling Green with 21 points and Daeqwon Plowden added 14 in defeat.



AKRON'S RECORD WHEN...

At home	8-0
On the road	0-3
Neutral	1-3
Playing on National TV	0-0
In overtime	1-0
In games decided by 1-2 points	1-0
In games decided by 3-5	1-1
In games decided by 6-10 points	2-1
In games decided by 11-20 points	2-3
In games decided by 21 or more	3-0
Scoring First	7-1
Leading at half	6-2
Tied at half	0-0
Trailing at half	1-4
Leading with 10:00 remaining	7-2
Trailing with 10:00 remaining	2-4
Tied with 10:00 remaining	0-0
Leading with 5:00 remaining	8-2
Trailing with 5:00 remaining	1-4
Tied with 5:00 remaining	1-0
UA shoots 50% or better	5-0
UA shoots less than 50%	4-6
UA shoots better than opponent	8-1
UA shoots worse than opponent	1-5
UA shoots the same FG% as opponent	0-0
Opponent shoots 50% or better	3-3
UA out-rebounds opponent	6-3
Opponent out-rebounds UA	2-3
Rebounds are tied	1-0
UA shoots 70% or better at FT line	6-2
UA has more FT attempts	6-2
Opponent has more FT attempts	2-4
FT attempts are tied	0-0
UA shoots 40% or better from 3-point	4-3
UA shoots under 40% from 3-point	5-3
UA has more turnovers than opponent	0-4
UA has less turnovers than opponent	7-2
Turnovers are tied	2-0
UA scores 90-plus points	0-0
UA scores 80-89 points	6-0
UA scores 70-79 points	1-0
UA scores 60-69 points	2-1
UA scores 50-59 points	0-5
UA scores 49 or less points	0-0
Opponent scores 90-plus points	0-0
Opponent scores 80-89 points	1-0
Opponent scores 70-79 points	1-4
Opponent scores 60-69 points	0-2
Opponent scores 50-59 point	4-0
Opponent scores 49 or less points	1-0

AKRON STREAKS...

Current Streak	Lost 1
Home Court Streak	Won 10
Road Streak	Lost 3
Neutral Court Streak	Lost 2
Last 5 Games	3-2
Last 10 Games	6-4

AKRON BY MONTH...

November	3-4
December	5-1
January	1-0
February	0-0
March	0-0

AKRON BY DAY OF THE WEEK...

Sunday	2-0
Monday	3-0
Tuesday	2-1
Wednesday	1-1
Thursday	0-1
Friday	1-1
Saturday	0-1

LAST TIME OUT

Junior forward Enrique Freeman recorded his eighth double-double of the season, but Akron could not overcome a late 10-0 surge by Ball State on Friday as the Cardinals posted a 70-63 win on CBS Sports Network at Worthen Arena.

Freeman scored a game-high 23 points and grabbed a game-best 14 rebounds to lead the Zips (9-6, 1-1), while junior Greg Tribble notched 14 points on an 8-of-10 showing from the free throw line.

For a second-straight game, Akron played without the Mid-American Conference second leading scorer, senior Xavier Castaneda (Chicago, Ill), as the Zips intense physical defensive play gave the Cardinals (11-4, 2-0) trouble throughout the game. The showdown featured 16 lead changes and eight tied scores to go along with 45 fouls and five technical fouls.

Akron caused nine first-half turnovers, and as a result, the Zips recorded five steals in the opening frame. The Cardinals jumped out to a 7-0 start, but Tribble scored five straight points, including a pair of floaters in the paint to narrow the initial advantage. Akron captured its first lead of the game at the 13:22 mark (9-8) on a pair of free throws by freshman Amani Lyles (Columbus, Ohio). The Zips held the Cardinals without a field goal for nearly seven minutes and only relinquished a couple free throws after 4:22 scoreless minutes. The Zips carried a 31-30 advantage into the break as Ball State nailed a jumper as the buzzer sounded.

After the break a back-and-forth battled ensued as the two teams traded points and the lead five times in the second half by the 15:44 mark. The Zips used an 8-0 run to take a 54-47 lead with 10:41 showing on the clock and controlled the scoreboard until 4:07 when the Cardinals took the final lead of the game on a 3-pointer by Jaylin Sellers (13 points). Akron led 61-56 with 6:59 remaining in the game, but Ball State scored 10 straight points to take a 66-61 advantage with 2:19 left to play. The Cardinals scored four of the final six points as Payton Sparks and Jarron Coleman finished with 15 points each to lead Ball State.

The Zips limited the home team to shooting just 23-of-58 (.397) from the field and 3-of-14 (.214) from deep, but the Cardinals cashed-in on 21-of-28 (.750) from the free throw line. The Zips shot 19-of-49 (.388) from the floor and 3-of-12 (.250) from long distance, while completing 22-of-26 (.846) from the charity stripe.

FREEMAN NAMED MAC PLAYER OF THE WEEK

Junior forward Enrique Freeman was named Mid-American Conference Player of the Week after the opening week of conference play, the league announced on Jan. 9.

In the opening week of MAC play, Freeman led the Zips to a 1-1 overall mark by averaging a double-double with 25 points and 14.5 rebounds. Freeman posted its seventh and eighth double-double of the season, ranking seventh in the NCAA and first in the MAC. For the week, Freeman shot 61.3 percent from the field (19-of-31) and 75.0 percent from the free throw line (12-of-16) while adding five steals, three assist and two blocked shots.

In the MAC opener, Freeman registered a career-high 27 points and matched a season-best 15 rebounds en route to a 76-51 win over Northern Illinois at the JAR. He shot 55.6 percent from the field (10-of-18) and added a 70.0 percent showing from the charity stripe (7-of-10). Freeman grabbed 11 defensive rebounds and secured four offensive boards. Freeman also swiped team-best three steals with two assists.

In the second MAC game of the week, a 70-63 setback at Ball State, Freeman led all scorers with 23 points and grabbed a game-high 14 rebounds. He shot 69.2 percent from the field (9-of-13) with an 83.3 performance from the free throw line (5-of-6). Freeman secured nine defensive rebounds and five offensive boards, while adding two blocks, two steals and one assist.

On the season, Freeman averages a double-double with a second-best 14.3 points and team-high 10.6 rebounds per game. He also contributes 2.2 assists and 1.0 blocks per game.

RETURN TO THE CAYMAN ISLANDS CLASSIC

The Akron men's basketball team placed fourth overall at the 2022 Cayman Islands Classic as the Zips fell 62-58 to Nevada at John Gray Gymnasium. The Zips finished the tournament 1-2, defeating Western Kentucky (72-53) to advance to the semifinals before falling to LSU (73-58). Xavier Castaneda earned All-Tournament team honors. In three games, Jackson averaged 18.3 points, 4.3 rebounds and 2.7 assists. Castaneda posted a 28-point performance against LSU.

In 2018, Akron went 1-2 in its inaugural Cayman Islands Classic appearance at John Gray Gymnasium. The Zips opened against No. 16 ranked Clemson, falling 72-69. Akron and Illinois State battled in the second game as the Redbirds posted a 73-68 win. The Zips played St. Bonaventure in their final game and rallied to a 61-49 win. Loren Cristian Jackson earned All-Tournament team honors. In three games, Jackson averaged 16.3 points, 4.3 Assists and 2.3 rebounds. Jackson opened the tournament with a 25-point performance against No. 16 ranked Clemson.

CAYMAN ISLANDS CLASSIC RECAP

Akron advanced to the semifinal round of the 2022 Cayman Islands Classic after defeating Western Kentucky 72-53. Enrique Freeman registered his third double-double of the season as he led the Zips with 18 points and 11 rebounds. Greg Tribble matched Freeman's team-high 11 rebounds as the Zips owned the glass, posting a lopsided 43-16 rebounding advantage. Xavier Castaneda followed with 16 points, while three players recorded nine points - Tribble, Trendon Hankerson and Nate Johnson. Johnson shot perfect from downtown, draining all three of his 3-point attempts, while Hankerson (2 of 4) and Tribble (1 of 2) shot 50-percent from beyond the arc.

Akron held a two-point lead at halftime, but couldn't overcome an 8-2 run to open the second half as LSU defeated the Zips 73-58 in the semifinal round of the 2022 Cayman Island Classic. Xavier Castaneda led Akron



1,000 CAREER POINT CLUB

Rk.	Pts.	(Games)
1.	2,583*	Joe Jakubick, 1980-84 (108)
2.	2,028	Len Paul, 1969-73 (107)
3.	1,810	Eric McLaughlin, 1985-89 (115)
4.	1,657	John Britton, 1975-79 (91)
5.	1,630	Bill Turner, 1962-67 (106)
6.	1,587	Loren Cristian Jackson, 2018-21 (87)
7.	1,577	Jimmal Ball, 1997-2000 (107)
8.	1,491	Romeo Travis, 2004-07 (122)
9.	1,445	Don Williams, 1963-67 (107)
10.	1,442	Alex Adams, 1959-61 (85)
11.	1,437	Bob Smith, 1964-68 (102)
12.	1,425	Mike Harkins, 1951-56 (65)
13.	1,415	Mark Alberts, 1988-93 (106)
14.	1,413	Shawn Roberts, 1985-89 (117)
15.	1,377	Darryl Peterson, 2002-06 (122)
16.	1,374	Isaiah Johnson, 2013-2017 (136)
17.	1,319	Jim Fenton, 1951-54 (66)
18.	1,283	Jami Bosley, 1998-2000 (75)
19.	1,265	Zeke Marshall, 2010-13 (138)
20.	1,259	Jimond Ivey, 2015-2019 (133)
21.	1,258	Fritz Nagy, 1943-47 (63)
22.	1,229	Fred Golding, 1955-59 (97)
23.	1,217	Bob Whaley, 1956-60 (99)
24.	1,215	George Phillips, 1996-2000 (109)
25.	1,210	Jerry Sloan, 1964-68 (100)
26.	1,193	Climon Lee, 1957-61 (95)
27.	1,190	Derrick Tarver, 2003-04 (55)
28.	1,185	Anthony Buford, 1987-90 (80)
29.	1,158	Nikola Cvetinovic, 2009-12 (141)
30.	1,152	Ray Pryear, 1955-59 (91)
31.	1,151	Jeremiah Wood, 2004-08 (101)
32.	1,147	Daniel Utomi, 2015-2019 (97)
33.	1,143	Ryan Andrick, 1996-2000 (102)
34.	1,142	Brett McKnight, 2007-11 (125)
35.	1,136	Andy Hipsher, 2000-04 (120)
36.	1,120	Cedrick Middleton, 2005-08 (130)
37.	1,108	Marcel Boyce, 1985-87 (59)
38.	1,091	Demetrius Treadwell, 2012-2014 (96)
39.	1,087	Nick Dials, 2006-08 (101)
40.	1,086	Larry Jenkins, 1970-74 (75)
41.	1,055	Bobby Walker, 1946-50 (75)
42.	1,046	Dru Joyce, 2004-07 (123)
43.	1,041	Hank Vaughn, 1946-50 (75)
44.	1,023	Nate Linhart, 2006-09 (134)
45.	1,019	Antino Jackson, 2014-2017 (106)
46.	1,013	Sam Serves, 1942-47 (94)

*Top 50 in NCAA history

GROCE DEBUTS WITH A WIN

Zips' head coach John Groce has spent over two decades on the sidelines of a basketball court as a coach and enters his 15th season as the lead man, and sixth at Akron. On April 6, 2017, Groce was named the 22nd head coach in Akron Basketball history.

On Nov. 11, 2017, Groce and the Zips accomplished something that has only been done 10 times in Akron's history, debuting a coaching career with a win. Akron defeated Cleveland State 67-57 in Groce's Akron coaching debut to become the first coach since the 1984-85 season to win their initial game.

In fact, the last coach to start his Akron career with a win was Bob Huggins during the 1984-85 season against Western Illinois, 64-57. Prior to Huggins, six coaches were unsuccessful in accomplishing that feat since Thomas Dowler did so in 1939-40 against Franklin, 34-25.

in scoring with a game-high 28 points while adding six rebounds and four assists. Sammy Hunter followed with 13 points and Enrique Freeman grabbed a game-high 10 rebounds. Akron won the battle of the glass, outrebounding LSU 36-31.

Akron placed fourth overall at the 2022 Cayman Islands Classic as the Zips fell 62-58 to Nevada. Freshman Tavari Johnson (Chicago, Ill.) led the Zips offense with a career-high 21 points on 9-of-10 shooting from the field, including a perfect 3-of-3 from beyond the 3-point arc. Xavier Castaneda followed in scoring for Akron with 11 points, while Enrique Freeman added nine points and a team-best nine rebounds. Tendon Hankerson pulled down a second-best seven rebounds as the Zips and Wolf Pack were deadlocked at 33 rebounds apiece.

FREEMAN 2022-23 LOU HENSON NATIONAL PLAYER OF THE YEAR WATCH LIST

Junior Enrique Freeman (Cleveland, Ohio) has been named to the 2022-23 Lou Henson National Player of the Year Watch List, CollegInsider.com announced on Wednesday (Nov. 23). Freeman is one of 50 players on the watch list and one of four from the Mid-American Conference to be considered for the 2022-23 mid-major national player of the year award. Freeman is joined by Emoni Bates (Eastern Michigan), Sincere Carry (Kent State) and RayJ Dennis (Toledo).

AKRON BASKETBALL AT A GLANCE

The Zips return nine players from last season's championship squad and adds six newcomers headlined by transfers graduate Tendon Hankerson (Novi, Mich.) and junior Sammy Hunter (Nassau, Bahamas). Also joining the Blue and Gold for 2022-23 are freshmen Tavari Johnson (Chicago, Ill.), Amani Lyles (Columbus, Ohio), Prince Mosengo (Congo, Africa) and Ryan Prather, Jr. (Clarksburg, Md.).

- Akron is 40-16 over the last three years in MAC play, best winning percentage (.714) in the conference
- 2022 Mid-American Conference Tournament Champions
- Posted a 24-10 record, including 14-6 mark in league play
- The 2019-20 MAC regular season champions finished with school-record 24 regular season wins (postseason cancelled due to COVID-19)
- Akron entered the 2022 NCAA Tournament with an eight-game winning streak

ZIPS IN THE MAC TOURNAMENT

Akron is 35-20 all-time in the MAC Tournament, 27-9 in its last 36 tournament games. The Zips have won at least one game in the MAC Tournament every year since the 2004-05 season and set an unprecedented 15-of-17 semifinal appearances. The Zips' runs of the consecutive title game (7) and semifinal appearances (13) are the longest streaks in MAC history. The Zips are 29-14 at Rocket Mortgage FieldHouse. Akron is 7-6 in opening round games, 1-0 second round, 12-4 in the quarterfinals, 10-4 semifinals, and 5-6 in title games.

AKRON'S RUN TO THE DANCE

Akron to the 2022 MAC Tournament Championship and fifth appearance all-time in the NCAA Tournament. The Zips finished the season 24-10 overall record with a 14-6 league mark, finishing tied for third in regular-season MAC play. As the fourth seed, the Zips defeated fifth-seeded Buffalo (70-68) and top-seeded Toledo (70-62) before posting a 20-point win over second-seeded Kent State (75-55) in the MAC title game. The Zips closed out regular season play on a five-game winning streak and added three consecutive wins to secure the 2022 MAC title. After winning eight consecutive contests, Akron entered the NCAA Tournament as a No. 13 seed and played against the No. 4 seed UCLA Bruins in the First Round of the East Region at the Moda Center in Portland, Oregon on March 17, 2022. The Zips fell 57-53.

LAST TIME AT THE JAR

New year, new chapter of the season and first Mid-American Conference win of the campaign as the Akron Zips defeated Northern Illinois 76-51 on Tuesday at James A. Rhodes Arena.

Behind the seventh double-double this season from junior forward Enrique Freeman (Cleveland, Ohio), who scored a season-high 27 points and tied his season best with 15 rebounds, the Zips rode a dominant defensive performance for the first MAC win.

Freeman and junior guard Greg Tribble (Cincinnati, Ohio) directed the Akron defense that hassled the Huskies (4-10, 0-1 MAC) into 35-percent shooting and forced 19 turnovers, which the Zips (9-5, 1-0 MAC) converted into 24 points on offense. Tribble, helping carry the scoring load with leading scorer Xavier Castañeda out with an injury, proved to be efficient with a season-high 16 points on just six shot attempts.

The game turned early in the second half as Akron found its shooting stroke and kept pressuring the visitors defensively, stifling a struggling Northern Illinois attack.

Following the back-and-forth first half, the Zips stunned the visitors with a 16-5 run punctuated by a fastbreak 3-pointer from freshman guard Tavari Johnson (LaGrange Park, Ill.) to stretch its lead to 13 (44-31). The blue and gold were never threatened the rest of the way, leading by as many as 25 en route to their eighth win in as many home games this season.

The contest quickly shaped up as a defensive battle, with the two sides combining for 38.4-percent shooting in the opening half. Akron kept itself in the game at the foul line, offsetting a slow shooting start with eight points from the stripe before intermission.

Tribble's hustle and defensive energy helped turn the tide late in the half, as the junior guard drained two free throws, then delivered a steal and a subsequent layup on the other end before a corner 3-pointer by sophomore guard Kobe Mitchell (and a dunk by Freeman capped an 11-0 run that staked the Zips to a 28-21 lead.



MAC STANDINGS

TEAM	MAC	OVERALL	STREAK
Kent State	2-0	12-3	W6
Ball State	2-0	11-4	W7
Bowling Green	2-0	8-7	W4
Buffalo	2-0	8-7	W2
Toledo	1-1	10-5	W1
Akron	1-1	9-6	L1
Central Michigan	1-1	6-9	L1
Eastern Michigan	1-1	4-11	W1
Ohio	0-2	8-7	L2
Miami	0-2	6-9	L2
Northern Illinois	0-2	4-11	L2
Western Michigan	0-2	4-11	L3

MAC TEAM STATISTICS

	Rank	Stat/G
Scoring Offense	9th	69.4
Scoring Defense	2nd	62.3
Scoring Margin	3rd	+7.1
Free Throw %	9th	.695
Field Goal %	12th	.418
Opp. FG%	2nd	.413
3-point %	6th	.337
Opp. 3-point FG %	4th	.332
3-pointers Made	4th	8.3
Total Rebounds	6th	37.3
Opp Rebounds	3rd	33.6
Offensive Rebounds	6th	11.1
Defensive Rebounds	4th	26.2
Rebound Margin	4th	3.7
Turnover Margin	4th	1.13
Assist/Turnover Ratio	6th	1.02
Assists	9th	12.47
Blocked Shots	10th	2.53
Steals	6th	6.93

MAC INDIVIDUAL STATISTICS

	Player	Rank	Stat/G
Scoring	Castaneda	2nd	19.5
	Freeman	15th	14.3
Rebounding	Freeman	1st	10.6
	Hankerson	24th	4.7
Field Goal %	Freeman	3rd	.579
Free Throw %	Castaneda	15th	.806
3-Point %	Castaneda	7th	.413
	T. Johnson	11th	.385
	Hankerson	12th	.383
3-Pointers Made	Castaneda	1st	3.3/43
	Hankerson	10th	2.1/31
Assists	Castaneda	12th	3.0/39
Assist/TO Ratio	Castaneda	7th	1.6
Blocks	Freeman	7th	1.0/15
Steals	T. Johnson	t-21st	1.1/15
	Castaneda	t-21st	1.1/14
Minutes	Castaneda	9th	32.6
	Hankerson	11th	32.4
	Freeman	19th	30.3

USA TODAY COACHES POLL

RK	SCHOOL	REC	PTS	PR
1	HOUSTON	16-1	774	1/4
2	KANSAS	14-1	767	2/9
3	PURDUE	15-1	734	1/NR
4	ALABAMA	13-2	676	4/19
5	TENNESSEE	13-2	655	5/21
6	UCLA	14-2	603	6/21
7	CONNECTICUT	15-2	601	2/NR
8	GONZAGA	14-3	569	2/18
9	ARIZONA	14-2	535	4/13
10	TEXAS	13-2	462	2/12
11	XAVIER	13-3	428	11/NR
12	VIRGINIA	11-3	395	2/18
13	KANSAS STATE	14-1	370	13/NR
14	IOWA STATE	12-2	332	14/NR
15	MIAMI-FLORIDA	13-2	329	12/NR
16	ARKANSAS	12-3	290	7/16
17	TEXAS CHRISTIAN	13-2	269	16/NR
18	WISCONSIN	11-3	240	15/NR
19	PROVIDENCE	14-3	206	19/NR
20	MISSOURI	13-2	193	20/NR
21	DUKE	12-4	165	8/21
22	AUBURN	12-3	159	14/24
23	MARQUETTE	13-4	123	23/NR
24	CHARLESTON	16-1	77	24/NR
25	SAN DIEGO ST.	12-3	72	19/NR

ASSOCIATED PRESS (AP) POLL

RK	SCHOOL	REC	PTS	PR
1	HOUSTON (34)	16-1	1,457	2
2	KANSAS (22)	14-1	1,440	3
3	PURDUE (4)	15-1	1,386	1
4	ALABAMA	13-2	1,288	7
5	TENNESSEE	13-2	1,231	8
6	UCONN	15-2	1,206	4
7	UCLA	14-2	1,108	10
8	GONZAGA	14-3	1,070	9
9	ARIZONA	14-2	1,049	5
10	TEXAS	13-2	940	6
11	KANSAS STATE	14-1	818	NR
12	XAVIER	13-3	793	18
13	VIRGINIA	11-3	712	11
14	IOWA STATE	12-2	697	25
15	ARKANSAS	12-3	613	13
16	MIAMI (FLA.)	13-2	604	12
17	TCU	13-2	553	17
18	WISCONSIN	11-3	448	14
19	PROVIDENCE	14-3	358	NR
20	MISSOURI	13-2	317	20
21	AUBURN	12-3	256	22
22	CHARLESTON	16-1	246	23
23	SAN DIEGO STATE	12-3	222	NR
24	DUKE	12-4	221	16
25	MARQUETTE	13-4	131	NR

MID-MAJOR TOP 25 (JAN. 9)

RK	SCHOOL	REC	PTS	PR
1	GONZAGA (31)	14-3	775	1
2	CHARLESTON	16-1	730	2
3	SAINT MARY'S	14-4	712	3
4	KENT STATE	12-2	680	4
5	UC SANTA BARBARA	12-2	549	8
6	ORAL ROBERTS	13-3	546	10
7	SOUTHERN MISS	14-3	534	5
8	DRAKE	12-5	467	6
9	INDIANA STATE	13-4	442	14
10	LOUISIANA	12-4	410	11
11	UNCW	14-3	404	15
12	IONA	11-5	391	7
13	SAM HOUSTON	12-4	375	9
14	UTAH VALLEY	13-4	297	25
15	YALE	11-5	294	12
16	TOLEDO	10-5	282	13
17	MARSHALL	13-4	263	16
18	STEPHEN F. AUSTIN	12-5	218	NR
19	UMASS-LOWELL	14-3	170	17
20	SANTA CLARA	14-5	161	18
21	FURMAN	12-5	151	24
22	BYU	13-6	119	20
23	LIBERTY	12-5	117	22
24	SOUTHERN ILLINOIS	12-5	116	23
25	PRINCETON	12-4	107	NR

NCAA MEN'S BASKETBALL NET RANKINGS

RK	SCHOOL	REC	PR
1	HOUSTON	16-1	1
2	TENNESSEE	13-2	2
3	UCONN	15-2	3
4	KANSAS	14-1	4
5	PURDUE	15-1	5
6	ALABAMA	13-2	6
7	UCLA	14-2	7
8	SAINT MARY'S (CA)	13-4	8
9	ARIZONA	14-2	9
10	TEXAS	13-2	10
11	KANSAS ST.	14-1	12
12	GONZAGA	13-3	13
13	FLA. ATLANTIC	12-1	15
14	OHIO ST.	10-5	11
15	IOWA ST.	12-2	17
16	ARKANSAS	12-3	16
17	VIRGINIA	11-3	21
18	XAVIER	13-3	19
19	WEST VIRGINIA	10-5	20
20	RUTGERS	11-5	14
21	MARQUETTE	13-4	22
22	DUKE	12-4	23
23	SAN DIEGO ST.	11-3	24
24	CREIGHTON	9-7	25
134	AKRON	9-6	132
233	BALL STATE	8-7	234



Ken Pomeroy NCAA Rankings

Scouting Report ?

Data through games of Monday, January 9

Conference only

Category	Offense	Defense	D-I Avg
Adj. Efficiency	102.9 166	99.2 104	102.4
Adj. Tempo	65.1 301		67.7
Avg. Poss. Length	18.6 295	17.3 140	17.5
Four Factors			
Effective FG%:	47.3 290	48.1 114	50.0
Turnover %:	18.5 151	19.0 159	18.9
Off. Reb. %:	31.5 96	27.6 141	28.8
FTA/FGA:	33.6 110	23.6 31	31.2
Miscellaneous Components			
3P%:	31.9 251	35.5 269	33.6
2P%:	46.9 283	45.7 52	49.8
FT%:	72.6 138	71.6 218	70.9
Block%:	11.3 314	6.2 301	9.1
Steal%:	9.4 185	9.6 154	9.5
Non-Stl TO%:	9.1 147	9.3 188	9.4
Style Components			
3PA/FGA:	41.2 82	30.9 24	37.5
A/FGM:	49.0 229	49.1 121	51.4
Point Distribution (% of total points)			
3-Pointers:	33.2 123	29.1 239	30.9
2-Pointers:	46.3 299	55.9 45	51.0
Free Throws:	20.5 72	14.9 316	18.1
Strength of Schedule			
Components:	101.5 249	102.0 144	102.4
Overall:	-0.44 195		0.00
Non-conference:	+0.36 161		0.00
Personnel			
Bench Minutes:	29.8% 219		31.1%
D-1 Experience:	2.65 yrs 46		1.90
Minutes Continuity:	45.8% 157		41.5%
Average Height:	75.0" 361		77.1"
2-Foul Participation:	39.0% 49		21.8%

Ken Pomeroy MAC Rankings

Scouting Report ?

Data through games of Monday, January 9

Conference only

Category	Offense	Defense	D-I Avg
Efficiency	104.1 6	90.6 2	102.4
Tempo	66.8 12		67.7
Avg. Poss. Length	18.2 9	17.7 8	17.5
Four Factors			
Effective FG%:	46.7 8	39.9 2	50.0
Turnover %:	21.0 9	22.5 3	18.9
Off. Reb. %:	36.5 4	37.3 9	28.8
FTA/FGA:	46.2 3	42.2 8	31.2
Miscellaneous Components			
3P%:	28.1 8	17.2 2	33.6
2P%:	48.6 5	45.0 4	49.8
FT%:	81.6 2	73.9 7	70.9
Block%:	13.5 11	8.8 8	9.1
Steal%:	8.2 5	9.7 5	9.5
Non-Stl TO%:	12.7 11	12.7 1	9.4
Style Components			
3PA/FGA:	30.2 11	26.6 1	37.5
A/FGM:	31.1 11	26.8 2	51.4
Point Distribution (% of total points)			
3-Pointers:	19.4 11	12.4 12	30.9
2-Pointers:	51.8 3	59.5 1	51.0
Free Throws:	28.8 3	28.1 2	18.1
Strength of Schedule			
Components:	101.5 249	102.0 144	102.4
Overall:	-0.44 195		0.00
Non-conference:	+0.36 161		0.00
Personnel			
Bench Minutes:	29.8% 219		31.1%
D-1 Experience:	2.65 yrs 46		1.90
Minutes Continuity:	45.8% 157		41.5%
Average Height:	75.0" 361		77.1"
2-Foul Participation:	39.0% 49		21.8%

WHAT IS A ZIP?

- One of the unique nicknames in collegiate athletics belongs to The University of Akron.
- Originally Zippers, athletic director Kenneth "Red" Cochrane officially shortened the nickname to the Zips in 1950. Twenty-five years earlier a campus-wide contest had been conducted to choose a nickname for the University's athletics teams.
- Suggestions submitted by students, faculty, and alumni included GoldenBlue Devils, Tip Toppers, Rubbernecks, Hillbillies, Kangaroos, and Cheveliers.
- The winner, freshman Margaret Hamlin, received a prize of \$10 for Zippers, a \$6 pair of rubber overshoes and a brand name of the BF Goodrich Company.
- The evolution of Zippy, UA's mascot, began 40 years ago when the student council decided the University needed a mascot.
- "Zippy" the kangaroo was officially declared the school's mascot on May 1, 1953. The first known printed reference to the mascot as "Zippy" was a 1965 Zip football press brochure. The Buchtelite's first use of the name "Zippy" came Sept. 24, 1965, in an identification of a photo of the cheerleaders listing "Mascot - 'Zippy' - Charles Huettner."
- In 2007, Zippy was named the Capital One National Mascot of the Year.

REGULAR SEASON TOURNAMENTS

Akron is 68-46 all-time and 47-39 in the Division I era (since 1980) in regular season tournaments and 8-11 over the last six years under Groce. Akron posted a 1-2 record at the 2022 Cayman Islands Classic, defeating Western Kentucky and advancing to the semifinals before falling to LSU and finishing fourth overall after falling to Nevada. The Zips registered a 1-2 record in the 2021 Gulf Coast Showcase, 3-1 record in the Global Sports Shootout and 1-1 mark in the DC Holiday Hoops Fest. In 2018-19, the Zips went 2-2 at the Cayman Island Classic, and in Groce's first season, Akron posted an 0-3 mark at the 2018 Diamond Head Classic. Akron has posted multiple wins in 13 of the last 16 in-season tournaments, including three championships. The Zips won two tournaments in 2016-17, the Savannah Invitational (4-0) and Don Haskins Sun Bowl Invitational (2-0). In 2015-16, Akron went 2-0 at the Las Vegas Holiday Hoops Classic to claim the title. In 2014-15, Akron posted a 2-1 record in the Gildan Charleston Classic following the previous tournament runs at the Puerto Rico Tip-Off (2012, 2-1), 2K Sports Classic (2011, 2-2), the Las Vegas Holiday Hoops Classic (2010, 3-1), the Glenn Wilkes Classic (2009, 2-2), the Legends Classic (2008, 2-2), the Top of the World Classic (2007, 2-1) and the San Juan Shootout (2005, 2-1).

BEST START TO A SEASON


The 2015-16 Akron Zips started the season with a 3-0 winning streak. The three consecutive wins to open the season marks the best start in the Division I era of Akron men's basketball history. In addition, the 13-2 start was the best opening to a season in Akron basketball's Division I era, while the Zips win over the Arkansas Razorbacks marked the fifth consecutive season the Zips posted a win over a Power Five Conference opponent.

STARTING THE SEASON OFF RIGHT

The Zips are 75-47 (.610) all-time in season openers with a 61-12 (.829) home record and 14-35 (.285) on the road. Since the 2004-05, UA is 13-6 (.667) when opening the season, standing 10-1 (.875) at home, 3-5 (.429) on the road and 4-1 (.800) under head coach John Groce.

Akron owns a 100-21 (.822) home-opening record and 36-4 (.897) at Rhodes Arena. The Zips have been winners in the last 20-of-21 home opening games. Akron is 19-8 in MAC openers, 11-1 at home since joining the league in 1992. Over the last 16 seasons, the Zips are 13-3 in MAC openers and 7-1 at home. Akron has won the last 8-of-9 MAC openers.

Akron is 22-8 in MAC openers since joining the league in 1992. Over the last 16 seasons, the Zips are 13-3 in MAC openers. Akron has won the last 13-of-14 MAC openers, including a 4-1 mark under head coach John Groce. The Zips fell in Groce's initial MAC opener, but have won four straight leading into the 2022-23 opener.



0

AMANI LYLES
Freshman • F
Columbus, Ohio



1

GARVIN CLARKE
Sophomore • G
Nassau, Bahamas




2

GREG TRIBBLE
Junior • G
Cincinnati, Ohio



3

KOBE MITCHELL
Freshman • G
Cadiz, Ohio



4

TRENDON HANKERSON
Graduate • G
Novi, Mich.



5

TAVARI JOHNSON
Freshman • G
LaGrange Park, Ill.



10

RYAN PRATHER JR.
Freshman • G
Clarksburg, Md.



11

SAMMY HUNTER
Junior • C
Senegal, Africa




12

PAT MAYFIELD
Freshman • G
Elgin, Ill.



13

XAVIER CASTANEDA
Senior • G
Chicago, Ill.



20

EVAN WILSON
Sophomore • G
Noblesville, Ind.



22

MIKAL DAWSON
Junior • G
Huntington, W.Va.



23

PRINCE MOSENGO
Freshman • F
DR Congo, Africa



25

ENRIQUE FREEMAN
Junior • F
Cleveland, Ohio



34

NATE JOHNSON
Freshman • G
Liberty Township, Ohio



JOHN GROCE
Head Coach



DUSTIN FORD
Associate Head Coach



ROB FULFORD
Assistant Coach



ROBBY PRIDDEN
Assistant Coach



JON EKEY
Director of Basketball Operations



NUMERICAL ROSTER

No.	Name	Pos.	Ht.	Wt.	Yr.	Hometown (High School Previous School)
0	Amani Lyles	F	6-7	226	Fr.	Columbus, Ohio Beechcroft
1	Garvin Clarke	G	6-0	184	So.	Nassau, Bahamas Euclid Cleveland Heights
2	Greg Tribble	G	6-1	195	Jr.	Cincinnati, Ohio Winton Woods Huntington Prep
3	Kobe Mitchell	G	6-2	190	Fr.	Cadiz, OH Harrison Central
4	Trendon Hankerson	G	6-2	185	Gr.	Novi, Mich Novi Northern Illinois
5	Tavari Johnson	G	5-11	155	Fr.	LaGrange Park, Ill. Lyons
10	Ryan Prather Jr.	G	6-5	205	Fr.	Clarksburg, Md. Clarksburg
11	Sammy Hunter	F	6-9	225	Jr.	Nassau, Bahamas British Columbia Christian Prep Ole Miss
12	Pat Mayfield	G	6-5	185	Fr.	Elgin, Ill. Burlington Central
13	Xavier Castaneda	G	6-1	188	Sr.	Chicago, Ill. Whitney Young South Florida
20	Evan Wilson	G	6-2	200	So.	Noblesville, Ind. Noblesville
22	Mikal Dawson	W	6-5	222	Jr.	Huntington, W.Va. Huntington Prep
23	Prince Mosengo	F	6-8	205	Fr.	DR Congo, Africa Victory Rock Prep Keystone Academy
25	Enrique Freeman	F	6-7	206	Jr.	Cleveland, Ohio St. Martin De Porres High School
34	Nate Johnson	G	6-3	204	Fr.	Liberty Township, Ohio Lakota East

G - Guard, W - Wing, F - Frontcourt

ALPHABETICAL ROSTER

No.	Name	Pos.	Ht.	Wt.	Yr.	Hometown (High School Previous School)
13	Xavier Castaneda	G	6-1	188	Sr.	Chicago, Ill. Whitney Young South Florida
1	Garvin Clarke	G	6-0	184	So.	Nassau, Bahamas Euclid Cleveland Heights
22	Mikal Dawson	W	6-5	222	Jr.	Huntington, W.Va. Huntington Prep
25	Enrique Freeman	F	6-7	206	Jr.	Cleveland, Ohio St. Martin De Porres High School
4	Trendon Hankerson	G	6-2	185	Gr.	Novi, Mich Novi Northern Illinois
11	Sammy Hunter	F	6-9	225	Jr.	Nassau, Bahamas British Columbia Christian Prep Ole Miss
5	Tavari Johnson	G	5-11	155	Fr.	LaGrange Park, Ill. Lyons
34	Nate Johnson	G	6-3	204	Fr.	Liberty Township, Ohio Lakota East
0	Amani Lyles	F	6-7	226	Fr.	Columbus, Ohio Beechcroft
12	Pat Mayfield	G	6-5	185	Fr.	Elgin, Ill. Burlington Central
3	Kobe Mitchell	G	6-2	190	Fr.	Cadiz, OH Harrison Central
23	Prince Mosengo	F	6-8	205	Fr.	DR Congo, Africa Victory Rock Prep Keystone Academy
10	Ryan Prather Jr.	G	6-5	205	Fr.	Clarksburg, Md. Clarksburg
2	Greg Tribble	G	6-1	195	Jr.	Cincinnati, Ohio Winton Woods Huntington Prep
20	Evan Wilson	G	6-2	200	So.	Noblesville, Ind. Noblesville

G - Guard, W - Wing, F - Frontcourt

Head Coach: **John Groce** (Taylor 1994) - 15th season - 6th season at Akron

Associate Head Coach: Dustin Ford (Ohio 2001), Assistant Coaches: Rob Fulford (Marshall 1997), Robby Pridgen (Roanoke 2003)

Director of Basketball Operations: Jon Ekey (Illinois State 2013), Assistant Operations: Blaine Calhoun (Cincinnati 2019)


Graduate Assistants: Devan Morrow (Ohio State 2020), Peter Farkas (SUNY Brockport 2022),

PRONUNCIATION GUIDE

13	Xavier Castaneda (Cast-a-Nay-duh)
22	Mikal (Michael) Dawson



O · AMANI LYLES · FR · F · COLUMBUS, OHIO



SEASON STATS

Opponent	Date	GS	MIN	Total		3-Pointers		Free throws		Rebounds				PF	A	TO	BLK	STL	PTS	AVG
				FG-FGA	PCT	3FG-3FGA	PCT	FT-FTA	PCT	OFF	DEF	TOT	AVG							
South Dakota St.	11/07/2022		03:54	0-1	.000	0-0	.000	0-0	.000	0	0	0	0.0	2	0	0	1	0	0	0.0
vs Mississippi St.	11/11/2022		04:10	0-0	.000	0-0	.000	0-0	.000	0	0	0	0.0	0	0	1	0	0	0	0.0
Morgan St.	11/15/2022		04:26	1-2	.500	0-0	.000	0-1	.000	3	0	3	1.0	0	0	0	0	0	2	0.7
vs Western Ky.	11/21/2022		02:08	0-0	.000	0-0	.000	0-0	.000	0	0	0	0.8	1	0	0	0	0	0	0.5
vs LSU	11/22/2022		02:34	1-2	.500	0-0	.000	0-0	.000	0	0	0	0.6	0	0	0	0	0	2	0.8
vs Nevada	11/23/2022		00:40	0-0	.000	0-0	.000	0-0	.000	0	0	0	0.5	0	0	0	0	0	0	0.7
at Marshall	11/30/2022		02:00	0-1	.000	0-0	.000	0-0	.000	0	1	1	0.6	1	0	0	0	1	0	0.6
Muskingum	12/04/2022		13:27	1-2	.500	0-0	.000	3-8	.375	6	3	9	1.6	1	1	1	1	0	5	1.1
Wright St.	12/14/2022		02:24	0-0	.000	0-0	.000	0-0	.000	1	0	1	1.6	2	0	1	0	0	0	1.0
Maine	12/19/2022		08:57	3-5	.600	0-0	.000	3-3	1.000	2	0	2	1.6	2	0	1	1	2	9	1.8
at Bradley	12/22/2022		09:54	1-2	.500	0-0	.000	0-0	.000	0	1	1	1.5	3	1	1	1	1	2	1.8
Concord	12/30/2022		06:36	0-0	.000	0-0	.000	0-0	.000	0	0	0	1.4	1	0	1	0	0	0	1.7
NIU	01/03/2023		07:39	1-1	1.000	0-0	.000	1-1	1.000	0	1	1	1.4	3	0	1	0	1	3	1.8
at Ball St.	01/06/2023		05:06	0-1	.000	0-0	.000	2-2	1.000	0	0	0	1.3	4	0	1	1	2	2	1.8
Totals		0	73:54	8-17	.471	0-0	.000	9-15	.600	12	6	18	1.3	20	2	8	5	7	25	1.8

Player Averages

Games Played	Minutes/game	Points/game	FG Pct	3FG Pct	FT Pct	Rebounds/game	Assists/game	Turnovers/game	Assist/Turnover ratio	Steals/game	Blocks/game
14	5.3	1.8	47.1	0.0	60.0	1.3	0.1	0.6	0.3	0.5	0.4

CAREER STATS

				Field Goals		3-Point		F-Throws		Rebounds				Scoring						
SEASON	TEAM	GP-GS	MIN/AVG	FG-FGA	FG%	3FG-3FGA	3FG%	FT-FTA	FT%	OFF	DEF	TOT	AVG	PF-FO	A	TO	BLK	STL	PTS	AVG
2022-23	UA	14-0	74/5.3	8-17	.471	0-0	.000	9-15	.600	12	6	18	1.3	20-0	2	8	5	7	25	1.8
TOTAL		14-0	74/5.3	8-17	.471	0-0	.000	9-15	.600	12	6	18	1.3	20-0	2	8	5	7	25	1.8

Single Game Highs

Statistic	Value	
Points	9	vs Maine 12/19/22
Rebounds	9	vs Muskingum 12/04/22
Assists	1	vs Muskingum 12/04/22, at Bradley 12/22/22
Steals	2	vs Maine 12/19/22, at Ball St. 01/06/23
Blocks	1	5 times
FG Made	3	vs Maine 12/19/22
FG Attempts	5	vs Maine 12/19/22
FT Made	3	vs Muskingum 12/04/22, vs Maine 12/19/22
FT Attempts	8	vs Muskingum 12/04/22



1 • GARVIN CLARKE • SO • G • NASSAU, BAHAMAS



SEASON STATS

Opponent	Date	GS	MIN	Total		3-Pointers		Free throws		Rebounds				PF	A	TO	BLK	STL	PTS	AVG
				FG-FGA	PCT	3FG-3FGA	PCT	FT-FTA	PCT	OFF	DEF	TOT	AVG							
South Dakota St.	11/07/2022		22:21	0-5	.000	0-3	.000	0-0	.000	1	3	4	4.0	2	0	1	1	0	0	0.0
vs Mississippi St.	11/11/2022		22:35	2-5	.400	1-4	.250	3-5	.600	2	1	3	3.5	2	4	2	0	1	8	4.0
Morgan St.	11/15/2022		23:56	1-4	.250	0-2	.000	0-0	.000	2	2	4	3.7	1	0	1	1	0	2	3.3
vs Western Ky.	11/21/2022		14:32	1-3	.333	1-3	.333	1-2	.500	1	1	2	3.3	2	0	2	0	0	4	3.5
vs LSU	11/22/2022		17:04	1-6	.167	0-3	.000	0-0	.000	1	0	1	2.8	1	1	1	0	0	2	3.2
vs Nevada	11/23/2022		07:58	0-1	.000	0-0	.000	0-0	.000	0	2	2	2.7	0	0	0	0	0	0	2.7
at Marshall	11/30/2022		11:23	1-3	.333	0-1	.000	0-0	.000	2	0	2	2.6	1	0	0	0	0	2	2.6
Muskingum	12/04/2022		18:15	1-3	.333	0-1	.000	0-0	.000	0	2	2	2.5	3	3	3	0	3	2	2.5
Totals		0	138:03	7-30	.233	2-17	.118	4-7	.571	9	11	20	2.5	12	8	10	2	4	20	2.5

Player Averages

Games Played	Minutes/game	Points/game	FG Pct	3FG Pct	FT Pct	Rebounds/game	Assists/game	Turnovers/game	Assist/Turnover ratio	Steals/game	Blocks/game
8	17.3	2.5	23.3	11.8	57.1	2.5	1.0	1.3	0.8	0.5	0.3

CAREER STATS

SEASON	TEAM	GP-GS	MIN/AVG	Field Goals		3-Point		F-Throws		Rebounds				Scoring						
				FG-FGA	FG%	3FG-3FGA	3FG%	FT-FTA	FT%	OFF	DEF	TOT	AVG	PF-FO	A	TO	BLK	STL	PTS	AVG
2020-21	UA	22-0	140/6.4	16-56	.286	4-17	.235	16-22	.727	5	13	18	0.8	11-0	12	4	1	6	52	2.4
2021-22	UA	34-1	489/14.4	35-100	.350	21-62	.339	22-33	.667	19	65	84	2.5	41-0	36	34	1	18	113	3.3
2022-23	UA	8-0	138/17.3	7-30	.233	2-17	.118	4-7	.571	9	11	20	2.5	12-0	8	10	2	4	20	2.5
TOTAL		64-1	768/12.0	58-186	.312	27-96	.281	42-62	.677	33	89	122	1.9	64-0	56	48	4	28	185	2.9

Single Game Highs

Statistic	Value
Points	12 vs Wheeling 11/18/21
Rebounds	8 at Wright St. 12/15/21
Assists	4 vs Ball St. 01/11/22, vs Mississippi St. 11/11/22
Steals	3 vs Wheeling 11/18/21, vs Muskingum 12/04/22
Blocks	1 4 times
FG Made	5 vs Wheeling 11/18/21
FG Attempts	9 vs Point Park 11/13/21
3FG Made	3 vs Kent St. 03/12/22
3FG Attempts	5 vs Kent St. 03/12/22
FT Made	4 at Buffalo 03/02/21
FT Attempts	5 vs Mississippi St. 11/11/22



2 • GREG TRIBBLE • JR • G • CINCINNATI, OHIO



SEASON STATS

Opponent	Date	GS	MIN	Total		3-Pointers		Free throws		Rebounds				PF	A	TO	BLK	STL	PTS	AVG
				FG-FGA	PCT	3FG-3FGA	PCT	FT-FTA	PCT	OFF	DEF	TOT	AVG							
South Dakota St.	11/07/2022	*	33:47	2-11	.182	0-2	.000	1-2	.500	1	4	5	5.0	4	1	1	1	1	5	5.0
vs Mississippi St.	11/11/2022	*	32:16	2-7	.286	0-2	.000	1-2	.500	0	2	2	3.5	3	3	0	0	0	5	5.0
Morgan St.	11/15/2022	*	28:58	2-7	.286	0-1	.000	1-2	.500	1	0	1	2.7	2	4	2	1	1	5	5.0
vs Western Ky.	11/21/2022	*	25:04	4-9	.444	1-2	.500	0-0	.000	3	8	11	4.8	3	2	1	0	1	9	6.0
vs LSU	11/22/2022	*	29:44	0-3	.000	0-0	.000	3-4	.750	1	3	4	4.6	5	0	3	0	0	3	5.4
vs Nevada	11/23/2022	*	26:33	3-4	.750	0-1	.000	1-1	1.000	1	1	2	4.2	3	1	4	0	1	7	5.7
at Marshall	11/30/2022	*	19:24	2-4	.500	0-0	.000	1-2	.500	1	1	2	3.9	3	0	0	0	0	5	5.6
Muskingum	12/04/2022	*	16:48	1-3	.333	0-0	.000	0-2	.000	0	0	0	3.4	2	3	1	0	2	2	5.1
Jackson St.	12/11/2022	*	28:19	6-10	.600	0-1	.000	0-0	.000	1	3	4	3.4	2	5	1	0	2	12	5.9
Wright St.	12/14/2022	*	29:37	3-7	.429	0-0	.000	0-0	.000	2	1	3	3.4	1	0	0	0	1	6	5.9
Maine	12/19/2022	*	23:50	2-4	.500	0-0	.000	2-2	1.000	0	1	1	3.2	2	2	2	0	2	6	5.9
at Bradley	12/22/2022	*	26:07	1-4	.250	0-0	.000	0-0	.000	0	3	3	3.2	2	1	1	0	0	2	5.6
Concord	12/30/2022	*	29:39	1-5	.200	0-0	.000	5-7	.714	1	1	2	3.1	0	3	0	0	0	7	5.7
NIU	01/03/2023	*	30:22	5-6	.833	0-0	.000	6-6	1.000	1	1	2	3.0	4	2	2	0	3	16	6.4
at Ball St.	01/06/2023	*	29:43	3-10	.300	0-0	.000	8-10	.800	1	1	2	2.9	4	0	0	0	0	14	6.9
Totals		15	410:11	37-94	.394	1-9	.111	29-40	.725	14	30	44	2.9	40	27	18	2	14	104	6.9

Player Averages

Games Played	Minutes/game	Points/game	FG Pct	3FG Pct	FT Pct	Rebounds/game	Assists/game	Turnovers/game	Assist/Turnover ratio	Steals/game	Blocks/game
15	27.3	6.9	39.4	11.1	72.5	2.9	1.8	1.2	1.5	0.9	0.1

CAREER STATS

SEASON	TEAM	GP-GS	MIN/AVG	FG-FGA	FG%	3FG-3FGA	3FG%	FT-FTA	FT%	OFF	DEF	TOT	AVG	PF-FO	A	TO	BLK	STL	PTS	AVG
2019-20	UA	31-0	507/16.4	34-74	.459	3-11	.273	23-47	.489	7	47	54	1.7	58-0	34	33	3	8	94	3.0
2020-21	UA	21-6	388/18.5	32-78	.410	1-16	.063	24-38	.632	14	26	40	1.9	32-2	26	22	2	9	89	4.2
2021-22	UA	33-26	850/25.7	79-177	.446	6-27	.222	75-107	.701	13	78	91	2.8	72-1	71	42	6	36	239	7.2
2022-23	UA	15-15	410/27.3	37-94	.394	1-9	.111	29-40	.725	14	30	44	2.9	40-1	27	18	2	14	104	6.9
TOTAL		100-47	2155/21.5	182-423	.430	11-63	.175	151-232	.651	48	181	229	2.3	202-4	158	115	13	67	526	5.3

Single Game Highs

Statistic	Value	
Points	19	vs Southern U. 12/04/21
Rebounds	11	vs Western Ky. 11/21/22
Assists	5	vs Kent St. 03/12/22, vs Jackson St. 12/11/22
Steals	4	vs Wheeling 11/18/21
Blocks	1	13 times
FG Made	6	at Ohio 02/25/22, vs Jackson St. 12/11/22
FG Attempts	11	vs South Dakota St. 11/07/22
3FG Made	1	11 times
3FG Attempts	4	vs Ball St. 01/30/21
FT Made	11	vs Southern U. 12/04/21
FT Attempts	13	vs Southern U. 12/04/21



3 • KOBE MITCHELL • SO • G • CADIZ, OHIO



SEASON STATS

Opponent	Date	GS	MIN	Total		3-Pointers		Free throws		Rebounds				PF	A	TO	BLK	STL	PTS	AVG
				FG-FGA	PCT	3FG-3FGA	PCT	FT-FTA	PCT	OFF	DEF	TOT	AVG							
vs Mississippi St.	11/11/2022		01:57	1-1	1.000	0-0	.000	0-0	.000	0	0	0	0.0	0	0	0	0	1	2	2.0
vs Nevada	11/23/2022		03:49	0-1	.000	0-1	.000	0-0	.000	0	0	0	0.0	0	0	0	0	1	0	1.0
at Marshall	11/30/2022		06:08	0-0	.000	0-0	.000	0-0	.000	0	1	1	0.3	1	0	1	0	0	0	0.7
Muskingum	12/04/2022		18:15	2-3	.667	2-3	.667	0-0	.000	1	1	2	0.8	1	1	2	1	3	6	2.0
Jackson St.	12/11/2022		17:59	2-5	.400	2-5	.400	0-0	.000	0	2	2	1.0	1	0	0	0	1	6	2.8
Wright St.	12/14/2022		18:05	0-4	.000	0-4	.000	0-0	.000	0	0	0	0.8	1	0	0	0	0	0	2.3
Maine	12/19/2022		16:48	2-4	.500	1-3	.333	0-0	.000	1	2	3	1.1	3	0	1	0	0	5	2.7
at Bradley	12/22/2022		08:58	0-0	.000	0-0	.000	2-2	1.000	0	0	0	1.0	3	0	0	0	0	2	2.6
Concord	12/30/2022		14:15	0-2	.000	0-2	.000	0-0	.000	0	1	1	1.0	1	1	0	0	0	0	2.3
NIU	01/03/2023		19:47	1-2	.500	1-2	.500	2-2	1.000	0	2	2	1.1	2	3	0	0	0	5	2.6
at Ball St.	01/06/2023		27:02	0-2	.000	0-2	.000	0-0	.000	0	0	0	1.0	0	0	1	0	1	0	2.4
Totals		0	153:03	8-24	.333	6-22	.273	4-4	1.000	2	9	11	1.0	13	5	5	1	7	26	2.4

Player Averages

Games Played	Minutes/game	Points/game	FG Pct	3FG Pct	FT Pct	Rebounds/game	Assists/game	Turnovers/game	Assist/Turnover ratio	Steals/game	Blocks/game
11	13.9	2.4	33.3	27.3	100.0	1.0	0.5	0.5	1.0	0.6	0.1

CAREER STATS

SEASON	TEAM	GP-GS	MIN/AVG	Field Goals		3-Point		F-Throws		Rebounds				Scoring						
				FG-FGA	FG%	3FG-3FGA	3FG%	FT-FTA	FT%	OFF	DEF	TOT	AVG	PF-FO	A	TO	BLK	STL	PTS	AVG
2022-23	UA	11-0	153/13.9	8-24	.333	6-22	.273	4-4	1.000	2	9	11	1.0	13-0	5	5	1	7	26	2.4
TOTAL		11-0	153/13.9	8-24	.333	6-22	.273	4-4	1.000	2	9	11	1.0	13-0	5	5	1	7	26	2.4

Single Game Highs

Statistic	Value
Points	6 vs Muskingum 12/04/22, vs Jackson St. 12/11/22
Rebounds	3 vs Maine 12/19/22
Assists	3 vs NIU 01/03/23
Steals	3 vs Muskingum 12/04/22
Blocks	1 vs Muskingum 12/04/22
FG Made	2 vs Muskingum 12/04/22, vs Jackson St. 12/11/22, vs Maine 12/19/22
FG Attempts	5 vs Jackson St. 12/11/22
3FG Made	2 vs Muskingum 12/04/22, vs Jackson St. 12/11/22
3FG Attempts	5 vs Jackson St. 12/11/22
FT Made	2 at Bradley 12/22/22, vs NIU 01/03/23
FT Attempts	2 at Bradley 12/22/22, vs NIU 01/03/23



4 • TRENDON HANKERSON • GR • G • NOVI, MICH.



SEASON STATS

Opponent	Date	GS	MIN	Total		3-Pointers		Free throws		Rebounds				PF	A	TO	BLK	STL	PTS	AVG		
				FG-FGA	PCT	3FG-3FGA	PCT	FT-FTA	PCT	OFF	DEF	TOT	AVG									
South Dakota St.	11/07/2022	*	42:04	4-9	.444	2-6	.333	1-1	1.000	0	1	1	1.0	2	1	1	0	1	11	11.0		
vs Mississippi St.	11/11/2022	*	27:16	1-7	.143	1-4	.250	2-2	1.000	1	3	4	2.5	3	0	2	1	1	5	8.0		
Morgan St.	11/15/2022	*	32:09	2-12	.167	2-9	.222	0-2	.000	0	6	6	3.7	2	2	1	2	2	6	7.3		
vs Western Ky.	11/21/2022	*	35:36	3-5	.600	2-4	.500	1-2	.500	0	4	4	3.8	0	1	2	0	1	9	7.8		
vs LSU	11/22/2022	*	22:11	0-2	.000	0-1	.000	2-2	1.000	1	1	2	3.4	4	1	1	0	0	2	6.6		
vs Nevada	11/23/2022	*	37:04	3-7	.429	2-5	.400	0-0	.000	0	7	7	4.0	3	0	2	0	0	8	6.8		
at Marshall	11/30/2022	*	33:57	5-11	.455	1-6	.167	0-0	.000	1	3	4	4.0	0	2	3	0	2	11	7.4		
Muskingum	12/04/2022	*	23:01	4-7	.571	2-5	.400	0-0	.000	0	4	4	4.0	1	2	0	0	1	10	7.8		
Jackson St.	12/11/2022	*	38:05	5-9	.556	5-7	.714	2-2	1.000	0	1	1	3.7	1	2	1	1	0	17	8.8		
Wright St.	12/14/2022	*	34:53	2-9	.222	1-7	.143	1-2	.500	0	5	5	3.8	3	4	0	0	2	6	8.5		
Maine	12/19/2022	*	26:12	3-5	.600	2-3	.667	4-5	.800	1	3	4	3.8	1	2	1	0	1	12	8.8		
at Bradley	12/22/2022	*	31:08	3-5	.600	3-3	1.000	0-0	.000	1	8	9	4.3	3	1	2	0	0	9	8.8		
Concord	12/30/2022	*	31:41	6-12	.500	6-10	.600	0-0	.000	1	7	8	4.5	1	6	1	0	1	18	9.5		
NIU	01/03/2023	*	35:24	1-8	.125	1-7	.143	0-0	.000	1	5	6	4.6	2	4	1	2	0	3	9.1		
at Ball St.	01/06/2023	*	36:36	1-7	.143	1-4	.250	5-6	.833	0	5	5	4.7	2	1	3	0	0	8	9.0		
Totals			15	487:17	.374	43-115	.374	31-81	.383	18-24	.750	7	63	70	4.7	28	29	21	6	12	135	9.0

Player Averages

Games Played	Minutes/ game	Points/ game	FG Pct	3FG Pct	FT Pct	Rebounds/ game	Assists/ game	Turnovers/ game	Assist/Turnover ratio	Steals/ game	Blocks/ game
15	32.5	9.0	37.4	38.3	75.0	4.7	1.9	1.4	1.4	0.8	0.4

CAREER STATS

SEASON	TEAM	GP-GS	MIN/AVG	Field Goals		3-Point		F-Throws		Rebounds				Scoring						
				FG-FGA	FG%	3FG-3FGA	3FG%	FT-FTA	FT%	OFF	DEF	TOT	AVG	PF-FO	A	TO	BLK	STL	PTS	AVG
2018-19	NIU	21-2	395/18.8	17-54	.315	8-32	.250	3-4	.750	5	42	47	2.2	55-2	19	22	9	12	45	2.1
2019-20	NIU	31-31	978/31.5	84-180	.467	41-89	.461	25-30	.833	12	80	92	3.0	66-0	61	46	10	29	234	7.5
2020-21	NIU	19-19	646/34.0	99-250	.396	48-130	.369	18-26	.692	9	74	83	4.4	54-2	41	53	7	22	264	13.9
2021-22	NIU	30-30	1011/33.7	118-315	.375	62-177	.350	45-60	.750	9	103	112	3.7	80-3	68	55	11	54	343	11.4
2022-23	UA	15-15	487/32.5	43-115	.374	31-81	.383	18-24	.750	7	63	70	4.7	28-0	29	21	6	12	135	9.0
TOTAL FOR UA	15-15	487/32.5	43-115	.374	31-81	.383	18-24	.750	7	63	70	4.7	28-0	29	21	6	12	135	9.0	
TOTAL	116-97	3518/30.3	361-914	.395	190-509	.373	109-144	.757	42	362	404	3.5	283-7	218	197	43	129	1021	8.8	

Single Game Highs

Statistic	Value	
Points	28	at Washington 11/09/21
Rebounds	9	at Bradley 12/22/22
Assists	6	vs Eastern Mich. 01/11/20, vs Concord 12/30/22
Steals	4	4 times
Blocks	3	at Marquette 11/27/21
FG Made	9	at Central Mich. 03/05/21, at Washington 11/09/21
FG Attempts	20	vs Ball St. 12/08/20, at Toledo 12/22/20
3FG Made	6	at Washington 11/09/21, vs Concord 12/30/22
3FG Attempts	11	vs Ball St. 12/08/20, at Washington 11/09/21, at Bowling Green 02/05/22
FT Made	7	vs Ball St. 01/27/22
FT Attempts	8	vs Ball St. 01/27/22



5 • TAVARI JOHNSON • FR • G • LAGRANGE PARK, ILL.



SEASON STATS

Opponent	Date	GS	MIN	Total		3-Pointers		Free throws		Rebounds				PF	A	TO	BLK	STL	PTS	AVG
				FG-FGA	PCT	3FG-3FGA	PCT	FT-FTA	PCT	OFF	DEF	TOT	AVG							
vs Mississippi St.	11/11/2022		05:43	0-0	.000	0-0	.000	0-0	.000	0	0	0	0.0	0	0	0	0	0	0	0.0
Morgan St.	11/15/2022		03:29	1-1	1.000	0-0	.000	0-0	.000	0	0	0	0.0	0	0	0	0	0	2	1.0
vs Western Ky.	11/21/2022		02:56	0-0	.000	0-0	.000	0-0	.000	0	1	1	0.3	1	0	2	0	0	0	0.7
vs LSU	11/22/2022		10:52	1-3	.333	1-1	1.000	2-2	1.000	0	0	0	0.3	3	0	2	0	2	5	1.8
vs Nevada	11/23/2022		26:26	9-10	.900	3-3	1.000	0-0	.000	0	3	3	0.8	3	4	3	0	2	21	5.6
at Marshall	11/30/2022		27:19	7-13	.538	2-5	.400	0-0	.000	2	2	4	1.3	1	4	1	0	1	16	7.3
Muskingum	12/04/2022	*	21:09	3-7	.429	3-6	.500	0-0	.000	0	5	5	1.9	0	6	0	0	1	9	7.6
Jackson St.	12/11/2022	*	24:09	2-5	.400	2-5	.400	0-0	.000	0	1	1	1.8	4	2	5	0	1	6	7.4
Wright St.	12/14/2022	*	27:33	6-14	.429	0-3	.000	2-4	.500	1	1	2	1.8	2	1	1	1	4	14	8.1
Maine	12/19/2022	*	28:51	2-6	.333	1-3	.333	0-0	.000	1	6	7	2.3	0	3	4	0	1	5	7.8
at Bradley	12/22/2022	*	26:46	1-7	.143	0-3	.000	0-0	.000	1	4	5	2.5	0	1	2	1	1	2	7.3
Concord	12/30/2022	*	20:48	2-6	.333	1-3	.333	1-2	.500	0	2	2	2.5	2	5	4	0	1	6	7.2
NIU	01/03/2023	*	28:07	3-9	.333	1-3	.333	1-2	.500	1	0	1	2.4	4	0	4	1	0	8	7.2
at Ball St.	01/06/2023	*	30:49	3-11	.273	1-4	.250	0-0	.000	0	6	6	2.6	2	0	6	0	1	7	7.2
Totals		8	284:58	40-92	.435	15-39	.385	6-10	.600	6	31	37	2.6	22	26	34	3	15	101	7.2

Player Averages

Games Played	Minutes/game	Points/game	FG Pct	3FG Pct	FT Pct	Rebounds/game	Assists/game	Turnovers/game	Assist/Turnover ratio	Steals/game	Blocks/game
14	20.4	7.2	43.5	38.5	60.0	2.6	1.9	2.4	0.8	1.1	0.2

CAREER STATS

SEASON	TEAM	GP-GS	MIN/AVG	Field Goals		3-Point		F-Throws		Rebounds				Scoring						
				FG-FGA	FG%	3FG-3FGA	3FG%	FT-FTA	FT%	OFF	DEF	TOT	AVG	PF-FO	A	TO	BLK	STL	PTS	AVG
2022-23	UA	14-8	285/20.4	40-92	.435	15-39	.385	6-10	.600	6	31	37	2.6	22-0	26	34	3	15	101	7.2
TOTAL		14-8	285/20.4	40-92	.435	15-39	.385	6-10	.600	6	31	37	2.6	22-0	26	34	3	15	101	7.2

Single Game Highs

Statistic	Value	
Points	21	vs Nevada 11/23/22
Rebounds	7	vs Maine 12/19/22
Assists	6	vs Muskingum 12/04/22
Steals	4	vs Wright St. 12/14/22
Blocks	1	vs Wright St. 12/14/22, at Bradley 12/22/22, vs NIU 01/03/23
FG Made	9	vs Nevada 11/23/22
FG Attempts	14	vs Wright St. 12/14/22
3FG Made	3	vs Muskingum 12/04/22, vs Nevada 11/23/22
3FG Attempts	6	vs Muskingum 12/04/22
FT Made	2	vs Wright St. 12/14/22, vs LSU 11/22/22
FT Attempts	4	vs Wright St. 12/14/22



11 • SAMMY HUNTER • JR • F • NASSAU, BAHAMAS



SEASON STATS

Opponent	Date	GS	MIN	Total		3-Pointers		Free throws		Rebounds				PF	A	TO	BLK	STL	PTS	AVG
				FG-FGA	PCT	3FG-3FGA	PCT	FT-FTA	PCT	OFF	DEF	TOT	AVG							
South Dakota St.	11/07/2022	*	22:16	2-10	.200	0-6	.000	0-0	.000	1	3	4	4.0	1	0	1	0	0	4	4.0
vs Mississippi St.	11/11/2022	*	23:40	2-8	.250	1-5	.200	0-1	.000	0	3	3	3.5	1	0	0	0	0	5	4.5
Morgan St.	11/15/2022	*	15:30	2-6	.333	0-3	.000	0-1	.000	1	1	2	3.0	0	2	1	0	0	4	4.3
vs Western Ky.	11/21/2022	*	18:39	3-8	.375	1-5	.200	0-0	.000	0	1	1	2.5	2	0	0	0	0	7	5.0
vs LSU	11/22/2022	*	27:09	4-14	.286	3-11	.273	2-2	1.000	1	0	1	2.2	0	0	0	0	1	13	6.6
vs Nevada	11/23/2022	*	11:45	0-4	.000	0-2	.000	0-0	.000	0	0	0	1.8	1	0	0	0	0	0	5.5
at Marshall	11/30/2022		17:52	4-10	.400	1-3	.333	0-1	.000	1	5	6	2.4	1	1	0	0	0	9	6.0
Muskingum	12/04/2022		18:50	4-8	.500	1-3	.333	0-0	.000	2	2	4	2.6	1	1	0	0	0	9	6.4
Jackson St.	12/11/2022		15:54	1-5	.200	0-4	.000	2-2	1.000	2	1	3	2.7	2	2	0	0	0	4	6.1
Wright St.	12/14/2022		16:35	5-8	.625	3-6	.500	0-0	.000	0	4	4	2.8	2	0	1	1	0	13	6.8
Maine	12/19/2022		20:16	0-4	.000	0-3	.000	0-0	.000	0	2	2	2.7	1	2	1	0	0	0	6.2
at Bradley	12/22/2022		18:19	2-9	.222	2-6	.333	2-2	1.000	1	1	2	2.7	0	0	0	0	0	8	6.3
Concord	12/30/2022		18:08	2-5	.400	0-3	.000	0-0	.000	3	3	6	2.9	4	0	0	0	0	4	6.2
NIU	01/03/2023	*	13:58	1-5	.200	1-5	.200	0-0	.000	0	1	1	2.8	2	0	1	0	0	3	5.9
at Ball St.	01/06/2023	*	19:39	1-2	.500	1-2	.500	0-0	.000	3	0	3	2.8	5	0	0	0	0	3	5.7
Totals		8	278:30	33-106	.311	14-67	.209	6-9	.667	15	27	42	2.8	23	8	5	1	1	86	5.7

Player Averages

Games Played	Minutes/game	Points/game	FG Pct	3FG Pct	FT Pct	Rebounds/game	Assists/game	Turnovers/game	Assist/Turnover ratio	Steals/game	Blocks/game
15	18.6	5.7	31.1	20.9	66.7	2.8	0.5	0.3	1.6	0.1	0.1

CAREER STATS

SEASON	TEAM	GP-GS	MIN/AVG	Field Goals		3-Point		F-Throws		Rebounds				Scoring						
				FG-FGA	FG%	3FG-3FGA	3FG%	FT-FTA	FT%	OFF	DEF	TOT	AVG	PF-FO	A	TO	BLK	STL	PTS	AVG
2019-20	OM	27-1	309/11.4	29-71	.408	1-8	.125	19-27	.704	14	23	37	1.4	47-0	11	15	4	6	78	2.9
2020-21	OM	25-0	198/7.9	20-42	.476	6-18	.333	10-16	.625	14	21	35	1.4	27-0	9	12	5	3	56	2.2
2021-22	OM	29-0	302/10.4	34-76	.447	5-25	.200	10-17	.588	19	15	34	1.2	43-0	4	12	5	6	83	2.9
2022-23	UA	15-8	279/18.6	33-106	.311	14-67	.209	6-9	.667	15	27	42	2.8	23-1	8	5	1	1	86	5.7
TOTAL FOR UA		15-8	279/18.6	33-106	.311	14-67	.209	6-9	.667	15	27	42	2.8	23-1	8	5	1	1	86	5.7
TOTAL		96-9	1087/11.3	116-295	.393	26-118	.220	45-69	.652	62	86	148	1.5	140-1	32	44	15	16	303	3.2

Single Game Highs

Statistic	Value	
Points	13	vs Wright St. 12/14/22, vs LSU 11/22/22
Rebounds	7	vs Louisiana Tech 03/19/21
Assists	2	9 times
Steals	3	vs Missouri 03/04/20
Blocks	3	vs Vanderbilt 02/29/20
FG Made	5	vs Wright St. 12/14/22
FG Attempts	14	vs LSU 11/22/22
3FG Made	3	vs Kentucky 03/02/21, vs Wright St. 12/14/22, vs LSU 11/22/22
3FG Attempts	11	vs LSU 11/22/22
FT Made	4	vs Seattle U 11/19/19
FT Attempts	4	8 times



12 • PAT MAYFIELD • FR • G • ELGIN, ILL.



SEASON STATS

Opponent	Date	GS	MIN	Total		3-Pointers		Free throws		Rebounds				PF	A	TO	BLK	STL	PTS	AVG
				FG-FGA	PCT	3FG-3FGA	PCT	FT-FTA	PCT	OFF	DEF	TOT	AVG							
Muskingum	12/04/2022		05:04	0-1	.000	0-1	.000	0-0	.000	0	0	0	0.0	0	0	0	0	0	0	0.0
Maine	12/19/2022		01:13	1-1	1.000	0-0	.000	0-0	.000	0	1	1	0.5	0	0	0	0	0	2	1.0
at Bradley	12/22/2022		00:39	0-0	.000	0-0	.000	0-0	.000	0	0	0	0.3	0	0	0	0	1	0	0.7
Concord	12/30/2022		02:59	1-2	.500	0-1	.000	0-0	.000	0	3	3	1.0	0	0	0	0	0	2	1.0
NIU	01/03/2023		01:58	0-1	.000	0-0	.000	0-0	.000	0	1	1	1.0	0	0	0	1	0	0	0.8
Totals		0	11:53	2-5	.400	0-2	.000	0-0	.000	0	5	5	1.0	0	0	0	1	1	4	0.8

Player Averages

Games Played	Minutes/game	Points/game	FG Pct	3FG Pct	FT Pct	Rebounds/game	Assists/game	Turnovers/game	Assist/Turnover ratio	Steals/game	Blocks/game
5	2.4	0.8	40.0	0.0	0.0	1.0	0.0	0.0	0.0	0.2	0.2

CAREER STATS

SEASON	TEAM	GP-GS	MIN/AVG	Field Goals		3-Point		F-Throws		Rebounds				Scoring						
				FG-FGA	FG%	3FG-3FGA	3FG%	FT-FTA	FT%	OFF	DEF	TOT	AVG	PF	FO	A	TO	BLK	STL	PTS
2022-23	UA	5-0	12/2.4	2-5	.400	0-2	.000	0-0	.000	0	5	5	1.0	0-0	0	0	1	1	4	0.8
TOTAL		5-0	12/2.4	2-5	.400	0-2	.000	0-0	.000	0	5	5	1.0	0-0	0	0	1	1	4	0.8

Single Game Highs

Statistic	Value	
Points	2	vs Maine 12/19/22, vs Concord 12/30/22
Rebounds	3	vs Concord 12/30/22
Steals	1	at Bradley 12/22/22
Blocks	1	vs NIU 01/03/23
FG Made	1	vs Maine 12/19/22, vs Concord 12/30/22
FG Attempts	2	vs Concord 12/30/22
3FG Attempts	1	vs Muskingum 12/04/22, vs Concord 12/30/22



13 • XAVIER CASTANEDA • JR • G • CHICAGO, ILL.



SEASON STATS

Opponent	Date	GS	MIN	Total		3-Pointers		Free throws		Rebounds				PF	A	TO	BLK	STL	PTS	AVG
				FG-FGA	PCT	3FG-3FGA	PCT	FT-FTA	PCT	OFF	DEF	TOT	AVG							
South Dakota St.	11/07/2022	*	41:22	9-14	.643	8-12	.667	5-5	1.000	0	1	1	1.0	0	7	2	0	2	31	31.0
vs Mississippi St.	11/11/2022	*	35:18	5-14	.357	3-10	.300	7-10	.700	1	3	4	2.5	2	6	2	0	3	20	25.5
Morgan St.	11/15/2022	*	35:42	2-10	.200	2-8	.250	10-13	.769	0	6	6	3.7	2	2	2	0	2	16	22.3
vs Western Ky.	11/21/2022	*	36:39	6-12	.500	1-4	.250	3-3	1.000	0	4	4	3.8	3	3	2	0	0	16	20.8
vs LSU	11/22/2022	*	36:06	6-16	.375	4-9	.444	12-16	.750	1	5	6	4.2	0	4	3	0	1	28	22.2
vs Nevada	11/23/2022	*	31:01	2-10	.200	2-9	.222	5-7	.714	0	3	3	4.0	2	1	1	0	0	11	20.3
at Marshall	11/30/2022	*	29:41	1-13	.077	1-9	.111	1-4	.250	1	4	5	4.1	2	3	1	0	0	4	18.0
Muskingum	12/04/2022	*	20:56	6-11	.545	5-8	.625	0-0	.000	0	5	5	4.3	0	0	1	1	0	17	17.9
Jackson St.	12/11/2022	*	30:19	5-8	.625	2-4	.500	11-13	.846	1	3	4	4.2	0	2	1	0	1	23	18.4
Wright St.	12/14/2022	*	34:12	5-10	.500	2-6	.333	7-8	.875	0	6	6	4.4	1	3	3	0	2	19	18.5
Maine	12/19/2022	*	28:37	11-15	.733	7-8	.875	4-4	1.000	1	3	4	4.4	0	3	3	0	2	33	19.8
at Bradley	12/22/2022	*	31:02	3-16	.188	3-8	.375	10-11	.909	2	4	6	4.5	0	2	3	0	0	19	19.8
Concord	12/30/2022	*	31:46	3-12	.250	3-9	.333	8-9	.889	1	4	5	4.5	0	3	0	0	1	17	19.5
Totals			13	422:42	.398	64-161	.413	83-103	.806	8	51	59	4.5	12	39	24	1	14	254	19.5

Player Averages

Games Played	Minutes/game	Points/game	FG Pct	3FG Pct	FT Pct	Rebounds/game	Assists/game	Turnovers/game	Assist/Turnover ratio	Steals/game	Blocks/game
13	32.5	19.5	39.8	41.3	80.6	4.5	3.0	1.8	1.6	1.1	0.1

CAREER STATS

SEASON	TEAM	GP-GS	MIN/AVG	Field Goals		3-Point		F-Throws		Rebounds				Scoring						
				FG-FGA	FG%	3FG-3FGA	3FG%	FT-FTA	FT%	OFF	DEF	TOT	AVG	PF-FO	A	TO	BLK	STL	PTS	AVG
2018-19	USF	38-3	710/18.7	47-141	.333	17-53	.321	53-76	.697	18	42	60	1.6	57-0	65	59	1	19	164	4.3
2019-20	USF	31-15	792/25.5	52-157	.331	25-80	.313	31-46	.674	6	64	70	2.3	53-0	54	53	2	31	160	5.2
2020-21	USF	20-5	475/23.8	54-150	.360	24-62	.387	37-42	.881	4	42	46	2.3	30-0	52	34	2	9	169	8.5
2021-22	UA	34-34	1089/32.0	140-344	.407	75-201	.373	107-130	.823	23	101	124	3.6	59-2	78	50	3	31	462	13.6
2022-23	UA	13-13	423/32.5	64-161	.398	43-104	.413	83-103	.806	8	51	59	4.5	12-0	39	24	1	14	254	19.5
TOTAL FOR UA		47-47	1512/32.2	204-505	.404	118-305	.387	190-233	.815	31	152	183	3.9	71-2	117	74	4	45	716	15.2
TOTAL		136-70	3489/25.7	357-953	.375	184-500	.368	311-397	.783	59	300	359	2.6	211-2	288	220	9	104	1209	8.9

Single Game Highs

Statistic	Value	
Points	33	vs Maine 12/19/22
Rebounds	7	at Houston 02/28/21, at Eastern Mich. 02/19/22, vs Central Mich. 03/04/22
Assists	7	vs South Dakota St. 11/07/22
Steals	5	vs Kent St. 03/12/22
Blocks	1	9 times
FG Made	11	vs Maine 12/19/22
FG Attempts	17	vs UCLA 03/17/22
3FG Made	8	vs South Dakota St. 11/07/22
3FG Attempts	12	vs South Dakota St. 11/07/22
FT Made	12	vs LSU 11/22/22
FT Attempts	16	vs LSU 11/22/22



20 • EVAN WILSON • FR • G • NOBLESVILLE, IND.



SEASON STATS

Opponent	Date	GS	MIN	Total		3-Pointers		Free throws		Rebounds				Scoring								
				FG-FGA	PCT	3FG-3FGA	PCT	FT-FTA	PCT	OFF	DEF	TOT	AVG	PF	A	TO	BLK	STL	PTS	AVG		
vs Mississippi St.	11/11/2022		00:41	0-0	.000	0-0	.000	0-0	.000	0	0	0	0.0	0	0	0	0	0	0	0	0	0.0
Muskingum	12/04/2022		08:01	1-5	.200	1-4	.250	0-2	.000	0	0	0	0.0	2	0	1	0	1	3	1.5		
Maine	12/19/2022		03:23	0-0	.000	0-0	.000	0-0	.000	0	1	1	0.3	1	2	0	0	1	0	1.0		
at Bradley	12/22/2022		00:39	0-0	.000	0-0	.000	0-0	.000	0	0	0	0.3	0	0	0	0	0	0	0.8		
Concord	12/30/2022		04:09	1-1	1.000	1-1	1.000	0-0	.000	0	0	0	0.2	1	1	1	0	0	3	1.2		
NIU	01/03/2023		02:20	1-1	1.000	1-1	1.000	0-0	.000	0	0	0	0.2	0	0	0	0	0	3	1.5		
Totals		0	19:13	3-7	.429	3-6	.500	0-2	.000	0	1	1	0.2	4	3	2	0	2	9	1.5		

Player Averages

Games Played	Minutes/game	Points/game	FG Pct	3FG Pct	FT Pct	Rebounds/game	Assists/game	Turnovers/game	Assist/Turnover ratio	Steals/game	Blocks/game
6	3.2	1.5	42.9	50.0	0.0	0.2	0.5	0.3	1.5	0.3	0.0

CAREER STATS

SEASON	TEAM	GP-GS	MIN/AVG	Field Goals		3-Point		F-Throws		Rebounds				Scoring							
				FG-FGA	FG%	3FG-3FGA	3FG%	FT-FTA	FT%	OFF	DEF	TOT	AVG	PF	FO A	TO	BLK	STL	PTS	AVG	
2021-22	UA	6-0	14/2.4	1-4	.250	0-3	.000	0-0	.000	0	0	0	0.0	1	0	2	0	0	1	2	0.3
2022-23	UA	6-0	19/3.2	3-7	.429	3-6	.500	0-2	.000	0	1	1	0.2	4	0	3	2	0	2	9	1.5
TOTAL		12-0	33/2.8	4-11	.364	3-9	.333	0-2	.000	0	1	1	0.1	5-0	5	2	0	3	11	0.9	

Single Game Highs

Statistic	Value
Points	3 vs Muskingum 12/04/22, vs Concord 12/30/22, vs NIU 01/03/23
Rebounds	1 vs Maine 12/19/22
Assists	2 vs Maine 12/19/22
Steals	1 vs Wheeling 11/18/21, vs Muskingum 12/04/22, vs Maine 12/19/22
FG Made	1 4 times
FG Attempts	5 vs Muskingum 12/04/22
3FG Made	1 vs Muskingum 12/04/22, vs Concord 12/30/22, vs NIU 01/03/23
3FG Attempts	4 vs Muskingum 12/04/22
FT Attempts	2 vs Muskingum 12/04/22



22 · MIKAL DAWSON · JR · W · HUNTINGTON, W.VA.



SEASON STATS

Opponent	Date	GS	MIN	Total		3-Pointers		Free throws		Rebounds				PF	A	TO	BLK	STL	PTS	AVG	
				FG-FGA	PCT	3FG-3FGA	PCT	FT-FTA	PCT	OFF	DEF	TOT	AVG								
at Ohio St.	11/09/2021		10:03	1-5	.200	0-3	.000	0-1	.000	1	1	2	2.0	2	0	2	0	0	2	2.0	
Point Park	11/13/2021		20:24	4-8	.500	4-8	.500	0-0	.000	1	1	2	2.0	3	2	1	0	1	12	7.0	
Wheeling	11/18/2021		20:51	2-4	.500	1-3	.333	0-2	.000	1	2	3	2.3	1	1	2	0	1	5	6.3	
vs Fordham	11/22/2021		16:59	0-1	.000	0-0	.000	0-0	.000	1	1	2	2.3	2	2	0	0	2	0	4.8	
vs App State	11/23/2021		14:13	3-7	.429	2-6	.333	0-0	.000	0	3	3	2.4	2	0	0	0	1	8	5.4	
vs Evansville	11/24/2021		24:26	1-3	.333	1-2	.500	0-0	.000	2	2	4	2.7	2	1	1	0	1	3	5.0	
Marshall	12/01/2021		28:20	0-2	.000	0-1	.000	0-0	.000	3	1	4	2.9	2	1	0	0	0	0	4.3	
Southern U.	12/04/2021		22:49	2-6	.333	2-6	.333	1-2	.500	2	3	5	3.1	4	1	2	0	2	7	4.6	
Florida A&M	12/12/2021		10:18	0-2	.000	0-2	.000	0-0	.000	0	1	1	2.9	3	0	0	0	0	0	4.1	
at Wright St.	12/15/2021		28:14	1-5	.200	1-5	.200	0-0	.000	0	1	1	2.7	2	1	0	0	1	3	4.0	
Buffalo	01/01/2022		27:32	3-6	.500	3-6	.500	0-0	.000	1	3	4	2.8	0	0	0	0	1	9	4.5	
Ohio	01/04/2022		34:35	4-11	.364	4-9	.444	2-2	1.000	0	3	3	2.8	1	2	0	0	1	14	5.3	
Ball St.	01/11/2022		21:51	4-6	.667	2-4	.500	0-1	.000	2	2	4	2.9	4	0	2	1	0	10	5.6	
at Kent St.	01/14/2022		21:27	0-2	.000	0-2	.000	0-0	.000	0	0	0	2.7	2	0	1	0	0	0	5.2	
Western Mich.	01/18/2022		22:41	3-7	.429	3-6	.500	0-0	.000	1	2	3	2.7	2	1	1	0	1	9	5.5	
at Bowling Green	01/20/2022		26:11	1-4	.250	1-4	.250	0-0	.000	1	2	3	2.8	1	0	0	0	0	3	5.3	
Eastern Mich.	01/22/2022		17:39	0-2	.000	0-2	.000	0-0	.000	0	2	2	2.7	1	0	2	0	0	0	5.0	
at Central Mich.	01/25/2022		20:11	0-1	.000	0-1	.000	0-0	.000	2	1	3	2.7	1	1	0	0	0	0	4.7	
at Toledo	01/28/2022		27:42	4-9	.444	3-8	.375	3-3	1.000	3	4	7	2.9	2	0	1	0	0	14	5.2	
Miami (OH)	02/04/2022		26:16	0-4	.000	0-4	.000	2-2	1.000	2	3	5	3.1	1	1	0	0	0	2	5.1	
at Miami (OH)	02/06/2022		17:50	0-1	.000	0-1	.000	1-2	.500	1	0	1	3.0	2	2	0	0	2	1	4.9	
at NIU	02/08/2022		23:54	2-5	.400	2-4	.500	0-0	.000	1	2	3	3.0	2	1	1	0	0	6	4.9	
Kent St.	02/11/2022		19:52	1-3	.333	1-3	.333	1-2	.500	1	2	3	3.0	1	1	1	0	1	4	4.9	
at Western Mich.	02/15/2022		21:22	1-2	.500	1-2	.500	0-0	.000	0	3	3	3.0	1	1	2	0	0	3	4.8	
NIU	02/17/2022	*	22:10	2-5	.400	1-4	.250	2-2	1.000	0	0	0	2.8	3	0	1	0	3	7	4.9	
at Eastern Mich.	02/19/2022	*	23:32	1-4	.250	1-4	.250	0-0	.000	0	3	3	2.8	1	1	0	0	2	3	4.8	
Bowling Green	02/22/2022	*	27:28	4-7	.571	4-7	.571	5-6	.833	0	4	4	2.9	3	0	0	0	2	17	5.3	
at Ohio	02/25/2022	*	37:17	5-8	.625	1-4	.250	4-4	1.000	1	4	5	3.0	2	2	2	0	2	15	5.6	
at Ball St.	03/01/2022	*	34:12	4-9	.444	3-8	.375	0-0	.000	1	3	4	3.0	2	1	0	0	4	11	5.8	
Central Mich.	03/04/2022	*	32:27	1-5	.200	1-4	.250	2-4	.500	3	5	8	3.2	1	2	1	0	1	5	5.8	
vs Buffalo	03/10/2022	*	33:38	5-9	.556	3-4	.750	1-2	.500	2	2	4	3.2	1	1	1	0	1	14	6.0	
vs Toledo	03/11/2022	*	28:19	3-6	.500	3-6	.500	0-0	.000	0	5	5	3.3	3	0	0	1	0	9	6.1	
vs Kent St.	03/12/2022	*	28:38	1-2	.500	1-1	1.000	0-0	.000	2	3	5	3.3	0	1	0	0	3	3	6.0	
vs UCLA	03/17/2022	*	31:27	1-4	.250	0-2	.000	0-0	.000	3	2	5	3.4	1	1	1	0	1	2	5.9	
Totals			10	824:47	64-165	.388	49-136	.360	24-35	.686	38	76	114	3.4	61	28	25	2	34	201	5.9

CAREER STATS

SEASON	TEAM	GP-GS	MIN/AVG	Field Goals		3-Point		F-Throws		Rebounds				Scoring						
				FG-FGA	FG%	3FG-3FGA	3FG%	FT-FTA	FT%	OFF	DEF	TOT	AVG	PF-FO	A	TO	BLK	STL	PTS	AVG
2019-20	UA	17-0	75/4.4	2-12	.167	0-7	.000	2-4	.500	7	9	16	0.9	9-0	1	6	1	1	6	0.4
2020-21	UA	23-0	305/13.3	34-81	.420	20-62	.323	10-13	.769	19	31	50	2.2	25-0	14	9	0	10	98	4.3
2021-22	UA	34-10	825/24.3	64-165	.388	49-136	.360	24-35	.686	38	76	114	3.4	61-0	28	25	2	34	201	5.9
TOTAL		74-10	1205/16.3	100-258	.388	69-205	.337	36-52	.692	64	116	180	2.4	95-0	43	40	3	45	305	4.1

Single Game Highs

Statistic	Value	
Points	17	vs Bowling Green 02/22/22
Rebounds	8	vs Central Mich. 03/04/22
Assists	2	9 times
Steals	4	at Ball St. 03/01/22
Blocks	1	at Bowling Green 02/25/20, vs Ball St. 01/11/22, vs Toledo 03/11/22
FG Made	5	at Western Mich. 01/23/21, at Ohio 02/25/22, vs Buffalo 03/10/22
FG Attempts	11	vs Ohio 01/04/22
3FG Made	4	vs Point Park 11/13/21, vs Ohio 01/04/22, vs Bowling Green 02/22/22
3FG Attempts	9	vs Cedarville 12/12/20, vs Ohio 01/04/22
FT Made	5	vs Bowling Green 02/22/22
FT Attempts	6	vs Bowling Green 02/22/22



25 • ENRIQUE FREEMAN • JR • F • CLEVELAND, OHIO



SEASON STATS

Opponent	Date	GS	MIN	Total		3-Pointers		Free throws		Rebounds				PF	A	TO	BLK	STL	PTS	AVG	
				FG-FGA	PCT	3FG-3FGA	PCT	FT-FTA	PCT	OFF	DEF	TOT	AVG								
South Dakota St.	11/07/2022	*	34:07	10-15	.667	0-0	.000	3-4	.750	5	9	14	14.0	4	6	3	1	0	23	23.0	
vs Mississippi St.	11/11/2022	*	27:33	3-5	.600	0-0	.000	3-4	.750	1	2	3	8.5	3	0	2	0	2	9	16.0	
Morgan St.	11/15/2022	*	34:30	7-13	.538	0-0	.000	3-6	.500	7	6	13	10.0	2	2	3	3	1	17	16.3	
vs Western Ky.	11/21/2022	*	35:18	7-8	.875	0-1	.000	4-8	.500	3	8	11	10.3	2	3	2	0	0	18	16.8	
vs LSU	11/22/2022	*	33:60	1-6	.167	0-0	.000	1-4	.250	5	5	10	10.2	1	2	1	1	0	3	14.0	
vs Nevada	11/23/2022	*	35:27	4-11	.364	0-0	.000	1-3	.333	2	7	9	10.0	3	2	2	1	0	9	13.2	
at Marshall	11/30/2022	*	28:17	4-12	.333	0-0	.000	2-4	.500	4	10	14	10.6	4	2	2	0	1	10	12.7	
Muskingum	12/04/2022	*	22:46	3-3	1.000	0-0	.000	2-4	.500	1	3	4	9.8	0	2	2	1	2	8	12.1	
Jackson St.	12/11/2022	*	33:48	7-7	1.000	0-0	.000	3-4	.750	1	8	9	9.7	0	5	0	3	1	17	12.7	
Wright St.	12/14/2022	*	24:04	4-9	.444	0-0	.000	0-0	.000	5	10	15	10.2	4	2	3	0	0	8	12.2	
Maine	12/19/2022	*	24:17	7-12	.583	0-0	.000	0-0	.000	2	6	8	10.0	0	2	3	1	0	14	12.4	
at Bradley	12/22/2022	*	31:02	5-12	.417	0-0	.000	1-3	.333	5	5	10	10.0	1	0	4	0	2	11	12.3	
Concord	12/30/2022	*	24:11	7-8	.875	0-0	.000	4-10	.400	3	7	10	10.0	3	2	2	2	0	18	12.7	
NIU	01/03/2023	*	30:32	10-18	.556	0-0	.000	7-10	.700	4	11	15	10.4	1	2	3	0	3	27	13.7	
at Ball St.	01/06/2023	*	33:44	9-13	.692	0-0	.000	5-6	.833	5	9	14	10.6	4	1	4	2	2	23	14.3	
Totals			15	453:35	88-152	.579	0-1	.000	39-70	.557	53	106	159	10.6	32	33	36	15	14	215	14.3

Player Averages

Games Played	Minutes/ game	Points/ game	FG Pct	3FG Pct	FT Pct	Rebounds/ game	Assists/ game	Turnovers/ game	Assist/Turnover ratio	Steals/ game	Blocks/ game
15	30.2	14.3	57.9	0.0	55.7	10.6	2.2	2.4	0.9	0.9	1.0

CAREER STATS

SEASON	TEAM	GP-GS	MIN/AVG	Field Goals		3-Point		F-Throws		Rebounds				Scoring						
				FG-FGA	FG%	3FG-3FGA	3FG%	FT-FTA	FT%	OFF	DEF	TOT	AVG	PF-FO	A	TO	BLK	STL	PTS	AVG
2019-20	UA	7-0	13/1.9	1-1	1.000	0-0	.000	3-4	.750	1	3	4	0.6	1-0	0	0	1	0	5	0.7
2020-21	UA	23-20	517/22.5	77-104	.740	0-0	.000	27-41	.659	65	146	211	9.2	58-0	7	34	44	12	181	7.9
2021-22	UA	34-34	981/28.8	175-263	.665	0-3	.000	100-154	.649	111	256	367	10.8	100-4	46	64	41	16	450	13.2
2022-23	UA	15-15	454/30.2	88-152	.579	0-1	.000	39-70	.557	53	106	159	10.6	32-0	33	36	15	14	215	14.3
TOTAL		79-69	1964/24.9	341-520	.656	0-4	.000	169-269	.628	230	511	741	9.4	191-4	86	134	101	42	851	10.8

Single Game Highs

Statistic	Value	
Points	27	vs NIU 01/03/23
Rebounds	21	vs Malone 12/19/20
Assists	6	vs South Dakota St. 11/07/22
Steals	3	vs NIU 01/03/23
Blocks	5	at Central Mich. 01/25/22, at Western Mich. 02/15/22
FG Made	11	vs Malone 12/19/20
FG Attempts	18	vs NIU 01/03/23
3FG Attempts	1	4 times
FT Made	8	vs Marshall 12/01/21, at Ball St. 03/01/22
FT Attempts	12	vs Marshall 12/01/21



34 • NATE JOHNSON • FR • F • LIBERTY TWP, OHIO



SEASON STATS

Opponent	Date	GS	MIN	Total		3-Pointers		Free throws		Rebounds				PF	A	TO	BLK	STL	PTS	AVG
				FG-FGA	PCT	3FG-3FGA	PCT	FT-FTA	PCT	OFF	DEF	TOT	AVG							
South Dakota St.	11/07/2022		25:09	3-4	.750	1-2	.500	0-0	.000	0	2	2	2.0	2	1	0	1	1	7	7.0
vs Mississippi St.	11/11/2022		18:51	0-2	.000	0-2	.000	0-0	.000	0	1	1	1.5	1	0	0	0	0	0	3.5
Morgan St.	11/15/2022		21:20	4-6	.667	2-2	1.000	1-2	.500	1	1	2	1.7	2	1	1	0	2	11	6.0
vs Western Ky.	11/21/2022		29:08	3-3	1.000	3-3	1.000	0-0	.000	2	3	5	2.5	2	1	2	0	1	9	6.8
vs LSU	11/22/2022		20:20	0-2	.000	0-0	.000	0-0	.000	5	2	7	3.4	0	0	2	0	0	0	5.4
vs Nevada	11/23/2022		19:18	1-3	.333	0-1	.000	0-0	.000	0	3	3	3.3	4	0	1	0	2	2	4.8
at Marshall	11/30/2022	*	23:59	0-4	.000	0-1	.000	0-0	.000	2	3	5	3.6	1	0	2	0	0	0	4.1
Muskingum	12/04/2022		13:28	4-6	.667	1-2	.500	0-0	.000	1	2	3	3.5	2	0	1	0	0	9	4.8
Jackson St.	12/11/2022		11:27	0-3	.000	0-2	.000	0-0	.000	0	1	1	3.2	0	1	1	0	1	0	4.2
Wright St.	12/14/2022		12:38	0-1	.000	0-0	.000	0-0	.000	0	3	3	3.2	0	1	2	0	1	0	3.8
Maine	12/19/2022		17:36	0-1	.000	0-0	.000	1-2	.500	1	0	1	3.0	2	1	0	0	1	1	3.5
at Bradley	12/22/2022		15:26	0-2	.000	0-1	.000	0-0	.000	0	3	3	3.0	0	0	2	0	0	0	3.3
Concord	12/30/2022		15:48	4-6	.667	1-2	.500	0-0	.000	0	1	1	2.8	1	0	1	0	4	9	3.7
NIU	01/03/2023		29:53	3-6	.500	1-2	.500	1-2	.500	1	1	2	2.8	1	0	0	0	0	8	4.0
at Ball St.	01/06/2023		17:21	2-3	.667	0-0	.000	2-2	1.000	0	1	1	2.7	5	1	1	0	0	6	4.1
Totals		1	291:41	24-52	.462	9-20	.450	5-8	.625	13	27	40	2.7	23	7	16	1	13	62	4.1

Player Averages

Games Played	Minutes/game	Points/game	FG Pct	3FG Pct	FT Pct	Rebounds/game	Assists/game	Turnovers/game	Assist/Turnover ratio	Steals/game	Blocks/game
15	19.4	4.1	46.2	45.0	62.5	2.7	0.5	1.1	0.4	0.9	0.1

CAREER STATS

SEASON	TEAM	GP-GS	MIN/AVG	Field Goals		3-Point		F-Throws		Rebounds				Scoring						
				FG-FGA	FG%	3FG-3FGA	3FG%	FT-FTA	FT%	OFF	DEF	TOT	AVG	PF-FO	A	TO	BLK	STL	PTS	AVG
2022-23	UA	15-1	292/19.4	24-52	.462	9-20	.450	5-8	.625	13	27	40	2.7	23-1	7	16	1	13	62	4.1
TOTAL		15-1	292/19.4	24-52	.462	9-20	.450	5-8	.625	13	27	40	2.7	23-1	7	16	1	13	62	4.1

Single Game Highs

Statistic	Value	
Points	11	vs Morgan St. 11/15/22
Rebounds	7	vs LSU 11/22/22
Assists	1	7 times
Steals	4	vs Concord 12/30/22
Blocks	1	vs South Dakota St. 11/07/22
FG Made	4	vs Morgan St. 11/15/22, vs Muskingum 12/04/22, vs Concord 12/30/22
FG Attempts	6	4 times
3FG Made	3	vs Western Ky. 11/21/22
3FG Attempts	3	vs Western Ky. 11/21/22
FT Made	2	at Ball St. 01/06/23
FT Attempts	2	4 times



JOHN GROCE

Head Coach

Sixth Season at Akron

15th Season Overall

Taylor '94

Groce became the Akron Zips 22nd head coach on April 6, 2017. He completed his fifth season at Akron with a 94-59 overall record, including a 63-25 mark over the last three seasons.

In Mid-American Conference play, the Zips are 54-38 under Groce and 40-16 over the last three years, owning the best winning percentage (.714) in the league.

Groce has a long track record of building championship caliber teams and

all-around successful young men. The program's mission "to be impactful", and the vision "OneAkron", resonates with everyone involved in the program as he is notorious for saying "It takes a village."

In 2022, The University of Akron basketball program claimed the 2022 MAC Men's Basketball Tournament Championship and advanced to the 2022 NCAA Tournament for the fifth time in program history. Akron entered NCAA Tournament as a No. 13 seed and played against the No. 4 seed UCLA Bruins in the First Round of the East Region at the Moda Center in Portland, Oregon on March 17, 2022. The Zips fell 57-53. Akron won eight consecutive games entering the NCAA Tournament, including the last five regular season games and the three MAC Tournament games. The Zips finished the season with a 24-10 overall record and 14-6 record in league play.

In 2020, the Zips matched the best regular season record in program history at 24-7. Groce led the Zips to five consecutive Mid-American Conference Tournaments, earning the No. 4 seed and defeating fifth-seeded Buffalo (70-68) in the quarterfinal round, top-seeded Toledo (70-62) in the semifinal round and second-seeded Kent State (75-55) in the finals. Akron earned No. 1 seed in 2020 - the 2020 MAC Tournament was canceled due to the COVID-19 pandemic.

During his 27-year coaching career, he has helped coach teams to 19 postseason appearances in 24 opportunities, including six regular season conference championships, eight conference tournament championships, a National Runner-up, an Elite 8, an NCAA Sweet 16 and seven Round of 32 appearances. Over 27 years his teams have not only shown consistent success on the court but have demonstrated sustained excellence in the classroom as well.

Prior to joining the Zips, Groce was head men's basketball coach at the University of Illinois for five seasons. During his tenure at Illinois, he led the Illini to an average of 19 wins per season along with postseason appearances in four of his five years in Champaign, owning a 95-75 record.

He arrived at Illinois after four seasons as head coach at Ohio University, where he led the Bobcats to an 85-56 overall record as well as Mid-American Conference Tournament titles and NCAA Tournament appearances in 2010 and 2012. Groce pursued building a championship program in all phases. There were signature wins on the court, player development improvements, recruiting success, and achievement in the classroom as well.

Ohio was the story of the 2012 Tournament, advancing to the Sweet 16 as a No. 13 seed with victories over No. 4 seed Michigan followed by No. 12 seed South Florida. The Bobcats made a strong push for the Elite Eight before falling to No. 1 seed North Carolina in overtime in the regional semifinal. It marked just the second time in Ohio's school history and first since 1964 that the Bobcats won multiple games in the NCAA Tournament. Ohio finished the 2012 season with a school-record 29 wins and was known for its pressure defense, ranking second nationally in turnover percentage and third in steals percentage.

Ohio also made noise in the 2010 postseason. Playing in the school's first NCAA Tournament game in five seasons, the Bobcats received a No. 14 seed and defeated No. 3 seed Georgetown. With the 2010 and 2012 NCAA performances, Ohio became just the sixth school ever to win Tournament games as both a 13 and 14 seed.

Groce earned his first head-coaching job at Ohio following four seasons on Thad Matta's staff at Ohio State from 2005-08, the first two as assistant coach and last two as associate head coach. During Groce's time in Columbus the Buckeyes amassed a record of 105-35, advanced to the NCAA Championship game in 2007 and second round in 2006, claimed back-to-back outright Big Ten Championships in 2006 and 2007 and won the NIT in 2008.

Groce played a key role in recruiting many of the top players at Ohio State and was named Rivals' 2006 National Recruiter of the Year.

Groce earned a bachelor's degree in mathematics from Taylor in 1994. He and his wife, Allison, have two sons, Conner and Camden, and a daughter, Cate.

THE JOHN GROCE FILE

COACHING EXPERIENCE

2018-present	Akron	Head Coach
2013-17	Illinois	Head Coach
2009-12	Ohio	Head Coach
2007-08	Ohio State	Associate Head Coach
2005-06	Ohio State	Assistant Coach
2002-04	Xavier	Assistant Coach
2001	Butler	Assistant Coach
1997-00	N.C. State	Assistant Coach
1994-96	Taylor	Assistant Coach

YEAR-BY-YEAR COACHING RECORD

Year	Team	Overall	Conference	Finish/Postseason
2008-09	Ohio	15-17 (.468)	7-9 (.438)	6th East
2009-10	Ohio	22-15 (.595)	7-9 (.438)	5th East, NCAA Second Round
2010-11	Ohio	19-16 (.543)	9-7 (.563)	3rd East, CIT Quarterfinals
2011-12	Ohio	29-8 (.784)	11-5 (.688)	3rd East, NCAA Sweet 16
Ohio Totals (4 seasons)		85-56 (.603)	34-30 (.531)	
2012-13	Illinois	23-13 (.639)	8-10 (.444)	T7th, NCAA Third Round
2013-14	Illinois	20-15 (.571)	7-11 (.389)	T8th, NIT Second Round
2014-15	Illinois	19-14 (.576)	9-9 (.500)	T7th, NIT First Round
2015-16	Illinois	15-19 (.441)	5-13 (.278)	12th
2016-17	Illinois	18-14 (.563)	8-10 (.444)	9th
Illinois (5 seasons)		97-76 (.561)	37-53 (.411)	
2017-18	Akron	14-18 (.438)	6-12 (.333)	6th East
2018-19	Akron	17-16 (.515)	8-10 (.444)	4th East
2019-20	Akron	24-7 (.770)	14-4 (.760)	1st, MAC Champions
2020-21	Akron	15-8 (.667)	12-6 (.667)	3rd in MAC
2021-22	Akron	24-10 (.714)	14-6 (.727)	t-3rd, NCAA First Round
2022-23	Akron	9-6 (.556)	1-1 (.500)	
Akron (5 seasons)		103-65 (.618)	55-39 (.587)	
Career Totals (12 seasons)		285-197 (.592)	126-122 (.508)	

BIRTHDATE: Sept. 7, 1971 **EDUCATION:** Taylor University, B.S. in mathematics, 1994
HOMETOWN: Danville, Ind. **PLAYING CAREER:** 1991-93 Basketball (Taylor)
FAMILY: Wife- Allison, Children- Conner, Camden, and Cate



Groce ALL-Time Record vs Opponents

THE NUMBERS ON AKRON HOOPS...

4 Akron has won three MAC tournament titles to represent the league in the NCAA Tournament.

17 The number of times the Zips have finished in the top-three in the MAC East since divisional play began during the 1997-98 season.

19 Only 10 teams had at least 19 wins every season since the start of the 2004-05 campaign, including the Zips.

21 Akron was one of just four programs in all of Division I basketball to post at least 21 wins in 12 straight-seasons.

87 Akron has posted 87 winning seasons in 121 years of basketball.

85.0 The Zips have a home winning percentage of 85.0 since the start of the 2004-05 campaign (244-44).

126 The number of wins in league play the Zips have posted since the start of the 2012 MAC schedule 126-50, .696).

209 Akron has posted 209 wins in conference play since the 2004-05 season (209-66 .759). The Zips' 209 wins are the most in the league during that stretch.

246 Akron has posted 246 home wins since the 2004-05 campaign (246-44, .853).

398 The number of wins the Zips have posted since the start of the 2004-05 season, the most victories in the MAC.

697 The number of consecutive games that Akron has made at least one 3-point basket.

1,675 The Zips have won 1,675 games in their 122 seasons of basketball. Akron was the 56th Division I program to post 1,500 all-time wins.

Opponent	UA W-L	TOT W-L
Akron	0-0	6-4
Alabama	0-0	0-1
Alabama State	1-0	2-0
American	0-0	1-0
Appalachian State	1-1	1-1
Arkansas State	0-0	1-0
Auburn	0-0	2-0
Austin Peay	0-0	2-1
BYU	0-0	1-0
Ball State	5-4	8-7
Baylor	0-0	1-0
Boston U.	0-0	1-0
Bowling Green	8-3	11-9
Bradley	0-1	1-1
Brown	0-0	1-0
Bucknell	0-0	1-0
Buffalo	3-8	8-12
Butler	0-0	1-0
Carnegie Mellon	1-0	1-0
Cedarville	2-0	2-0
Central Michigan	6-1	9-3
Chaminade	0-0	1-0
Chattanooga	1-0	1-1
Chicago State	1-0	3-0
Clemson	0-1	0-2
Cleveland State	1-0	1-0
Colgate	0-0	1-0
Colorado	0-0	1-0
Concord	3-0	3-0
Coppin State	0-0	1-0
Dartmouth	0-0	1-0
Davidson	0-1	0-1
Dayton	0-1	0-1
Delaware	0-0	2-1
Detroit Mercy	1-0	2-0
Eastern Kentucky	0-0	2-1
Eastern Michigan	7-3	9-5
East Tennessee State	0-0	0-1
Elon	0-0	1-0
Evansville	1-0	1-0
Fordham	0-1	0-1
Florida State	0-0	0-1
Florida A&M	1-0	1-0
Gardner-Webb	0-0	1-0
George Mason	0-0	0-1
Georgetown	0-0	1-0
Georgia Southern	0-0	1-0
Georgia Tech	0-0	1-1
Gonzaga	0-0	1-0
Hampton	0-0	1-0
Hawaii	0-0	1-0
Holy Cross	0-0	1-0
Illinois State	0-1	2-1
Indiana	0-0	3-6
Indiana State	0-0	2-0
Iowa	0-0	4-4
Iowa State	0-0	0-1
IPFW	1-1	2-1
IUPUI	0-0	2-1
Jacksonville State	1-0	2-0
Kansas	0-0	0-1
Kennesaw State	0-0	2-0
Kent State	6-5	10-10
Lamar	0-0	2-1
Louisville	0-1	0-3
Liberty	0-1	0-1
LSU	0-1	0-1
Maine	1-0	1-0
Malone	3-0	3-0
Marietta	0-0	1-0
Massachusetts	1-0	1-0
Marshall	2-2	4-5
Maryland	0-0	1-3
McKendree	0-0	1-0
Merrimack	1-0	1-0
Miami (Fla.)	0-0	0-2
Miami (Ohio)	7-3	13-6
Michigan	0-0	3-9
Michigan State	0-0	3-4
Middle Tennessee	0-0	1-0
Minnesota	0-0	6-3
Mississippi State	0-1	0-1
Mississippi Valley State	1-0	1-0
Missouri	0-0	4-1
Morgan State	1-0	2-0
Muskingum	0-0	0-0
Nebraska	0-0	5-3
Nevada	0-2	0-2
Norfolk State	0-0	2-0
North Carolina	0-0	0-1
North Carolina Central	1-0	1-0
North Carolina A&T	0-0	2-0
North Carolina State	0-0	1-0
North Dakota State	0-0	1-0
North Florida	0-0	0-1
Northern Illinois	5-3	9-3
Northern Iowa	0-0	1-0
Northern Kentucky	0-0	1-0
Northwestern	0-0	5-3
Notre Dame	0-0	0-1
Oakland	0-0	1-1
Ohio	6-4	6-4
Ohio Valley	0-0	1-0
Ohio State	0-1	2-7
Oregon	0-0	0-2
Penn State	0-0	4-3
Pittsburgh	0-0	0-1
Point Park	1-0	1-0
Portland	0-0	1-0
Princeton	0-1	0-1
Providence	0-0	0-1
Purdue	0-0	3-5
Robert Morris	0-0	0-3
Rutgers	0-0	3-1
St. Bonaventure	1-1	1-2
St. Francis (N.Y.)	0-0	2-0
St. Francis (Pa.)	0-0	1-0
Santa Clara	0-0	1-0
South Carolina Upstate	1-0	1-0
South Dakota	0-0	1-0
South Dakota State	1-0	1-0
South Florida	0-0	1-0
Southeast Missouri	0-0	1-0
Southern	2-0	2-0
Temple	0-0	0-1
Tennessee	0-0	0-1
Tennessee-Martin	1-0	2-0
Tennessee State	1-0	1-0
Texas A&M-Corpus Christi	0-0	1-0
Toledo	1-6	6-7
Towson	0-0	0-0
Tulane	1-0	1-0
Tulsa	0-0	1-1
UAB	0-0	1-0
UIC	0-0	2-0
UNC Asheville	0-0	1-0
UNLV	0-0	1-0
USC	0-1	1-1
VCU	0-0	1-0
Valparaiso	0-0	2-0
Villanova	0-0	0-1
West Virginia	0-1	0-2
Western Carolina	0-0	2-0
Western Kentucky	1-0	1-0
Western Michigan	5-2	8-4
Wheeling	1-0	1-0
William & Mary	0-0	1-0
Winthrop	0-0	1-1
Wisconsin	0-0	0-8
Wright State	2-0	4-0
Xavier	0-0	0-1
Yale	0-0	1-0
Youngstown State	1-0	1-0
TOTAL	103-65	285-197



LAST TIME AKRON...

Scored 50+ points in a half: 7x Most: vs Point Park (50), 11/13/21 (2nd)
Scored 55+ points in a half: vs. Detroit (58), 12/18/13 (2nd)
Scored 60+ points in a half: vs. Denison (70), 12/7/05 (1st)
Scored 90+ Points: vs. Youngstown State (98), 11/10/18
Scored 90+ Points (MAC): Buffalo (91) 1/28/17
Scored 100+ Points: vs. Point Park (102), 11/13/21
Scored 100+ Points (MAC): at Northern Illinois (101, 2ot), 1/29/03
Scored 110+ Points: vs. Ball State (106, 2ot), 1/27/18
Scored 110+ Points (MAC): vs. Ball State (111, 2ot), 1/27/18
Scored 120+ Points: vs. Denison (123), 12/7/05
Scored 50 points or less: at Gonzaga (43), 12/10/16
Scored 50 points or less (MAC): vs. Ohio (50), 2/22/14
Scored 100 points in consecutive games: vs. Ball State (105, ot), 1/4/03; at Ohio (104, 4ot), 1/8/03
Scored 100 points in 3+ consecutive games: vs. Central Connecticut (100), 12/3/67; vs. Marietta (100), 12/10/67; at Heidelberg (102), 12/13/67
Won a game by 20+ points: vs. Radford (47, 88-41), 11/17/16
Won a game by 30+ points: vs. Chicago State (41, 87-46), 11/16/18
Won by one point: at Buffalo (91-90), 1/28/17
Lost by one point: at Northern Illinois (80-79), 2/13/16
Consecutive games decided by one point: at Bowling Green (W, 69-68), 1/31/15; at Ohio (L, 83-82), 2/4/15
Made 35+ field goals: vs. Point Park (36), 11/13/21
Made 40+ field goals: vs. Denison (46), 12/7/05
Made 45+ field goals: vs. Denison (46), 12/7/05
Made 50+ field goals: vs. Hiram (57), 2/25/61
Shot over 50% from the field: vs. Point Park (.500, 36-72), 11/13/21
Shot over 60% from the field: at IPFW (.643, 36-56), 3/19/14
Shot over 65% from the field: at Kent State (.660, 33-55), 1/24/98
Shot under 30% from the field: at North Dakota State (.298, 17-57), 12/16/14
Made 10+ 3-pointers: vs. Point Park (13) 11/13/21
Made 15+ 3-pointers (4x Last): at Eastern Michigan (18) 2/10/17
Made 20+ 3-pointers: vs. BGSU (20) 3/1/16
Made 0 3-pointers: vs. Purdue, 12/7/00
Shot over 50% from 3-point (10 att): vs. Buffalo (.591, 13-22), 2/24/17
Shot over 60% from 3-point (10 att): at Ohio (.600, 9-15), 1/12/14
Shot over 70% from 3-point (10 att): vs. Ohio (.750, 9-12), 3/10/12
Shot over 75% from 3-point (8 att): vs. Northern Ill. (.778, 7-9), 2/19/90
Made 20+ free throws: vs. Buffalo (20), 2/24/17
Made 25+ free throws: vs. Buffalo (26), 1/28/17
Made 30+ free throws: vs. Youngstown State (35), 12/21/07
Made 35+ free throws: vs. Youngstown State (35), 12/21/07
Made 40+ free throws: vs. Ball State (.905, 19-of-21), 1/27/18
Shot 100% from foul line (min. 10 att.): vs. Bowling Green (10-10), 2/21/17
Had 15+ steals: vs. Bluffton (17), 12/20/14
Had 20+ steals: vs. Tiffin (20), 11/19/06
Had 20+ assists: at Ohio (21), 2/27/13
Had 25+ assists: vs. North Carolina Central (26), 12/8/07
Had 30+ assists: vs. Denison (31), 12/7/05
Had 50+ rebounds: vs. Arkansas-Pine Bluff (50), 12/18/12
Had 60+ rebounds: vs. Coppin State (61), 1/2/13
Won rebounds by +20: vs. Coppin State (29, 61-32), 1/2/13
Lost rebounds by +20: vs. Canisius (20, 27-47), 11/15/08
Had 10+ blocked shots: at Buffalo (10), 2/16/16
Had 15+ blocked shots: vs. Kent State (15), 3/12/11
Had 5 or fewer turnovers: vs. Youngstown State (5), 11/10/18
Had 10 or fewer turnovers: at Western Michigan (8), 1/24/17
Had 20+ turnovers: vs. Miami (Ohio) (20), 2/21/15
Had 25+ turnovers: vs. Arkansas-Pine Bluff (25), 12/18/12
Won in overtime: at Ohio (83-80, 2OT), 1/12/14
Lost in overtime: vs. Ohio State (NIT: 72-63), 3/15/16
Played in two overtimes: vs. Ball State (L, 111-106, 2ot), 1/27/18
Played in three overtimes: vs. Xavier (L, 113-111), 12/21/96
Played in four overtimes: at Ohio (L, 112-104), 1/8/02
Played in five overtimes: at Eastern Kentucky (W, 88-86), 1/26/84
Played consecutive overtime games: vs. Ball State (W, 105-104, ot), 1/4/03; at Ohio (L, 112-104, 4ot), 1/8/03
Overcame a 10+ point deficit to win: Trailed 38-27 vs. CMU, won 89-85, 11/10/17
Overcame a 15+ point deficit to win: Trailed 52-37 at NIU, won 76-73, 1/31/17
Overcame a 20+ point deficit to win: Trailed 32-12 vs. Buffalo, won 68-64, 1/26/13

LAST TIME AN OPPONENT...

Scored 50+ points in a half: vs. Davidson (52), 12/25/17 (2nd)
Scored 55+ points in a half: vs. USC (55), 12/22/17 (2nd)
Scored 60+ points in a half: at Louisville (65), 12/10/05 (2nd)
Scored 90+ Points: Davidson (90), 12/25/17
Scored 90+ Points (MAC): Buffalo (90), 1/28/17
Scored 100+ Points: at Louisville (111), 12/10/05
Scored 100+ Points (MAC): at Northern Illinois (100, 2ot), 1/29/03
Scored 110+ Points: at Louisville (111), 12/10/05
Scored 110+ Points (MAC): vs. Ball State (111, 2ot), 1/27/18
Scored 120+ Points: at Eastern Kentucky (122), 1/19/80
Scored 50 points or less: vs. Radford (41), 1/28/17
Scored 50 points or less (MAC): vs. Miami (46), 1/23/16
Scored 100 points in consecutive games: vs. Ball State (104, ot), 1/4/03; at Ohio (112, 4ot), 1/8/03
Scored 100 points in consecutive games (MAC): vs. Ball State (104, ot), 1/4/03; at Ohio (112, 4ot), 1/8/03
Scored 100 points in 3+ consecutive games: Never
Won a game by 20+ points: vs. USC (31, 84-53), 12/21/17
Won a game by 30+ points: at South Carolina (32, 78-45), 12/28/13
Made 35+ field goals: at Buffalo (38), 2/19/14
Made 40+ field goals: at Louisville (40), 12/10/05
Made 45+ field goals: at Marshall (47), 12/21/51
Made 50+ field goals: Never
Shot over 50% from the field: vs. Davidson (.532, 33-62), 12/25/17
Shot over 60% from the field: at IPFW (.600, 33-55), 3/19/14
Shot over 65% from the field: vs. Ohio (.652, 30-46), 2/12/94
Shot under 30% from the field: vs. Western Michigan (.259, 14-54), 3/11/15
Made 10+ 3-pointers: Davidson (13), 12/25/17
Made 15+ 3-pointers 2x Most: vs. Marshall (12), 12/17/16
Made 0 3-pointers: at Valparaiso, 11/18/11
Shot over 50% from 3-point (10 att): vs. Eastern Michigan (.529, 9-17), 1/19/16
Shot over 60% from 3-point (10 att): at Ohio (.611, 11-18), 2/4/15
Shot over 70% from 3-point (10 att): vs. Toledo (.786, 11-14), 1/20/93
Shot over 75% from 3-point (10 att): at Toledo (.818, 9-11), 1/9/15
Made 20+ free throws: vs. USC (20), 12/25/17
Made 25+ free throws: at Kent State (25), 3/6/15
Made 30+ free throws: at Saint Mary's (32), 11/12/13
Made 35+ free throws: vs. Toledo (36, ot), 3/10/09
Made 40+ free throws: Never
Shot 90% from foul line: vs. Ohio (.900, 18-20), 2/27/15
Shot 100% from foul line (min. 10 att.): at Florida State (10-10), 3/18/08
Had 15+ steals: vs. Arkansas-Pine Bluff (18), 12/18/12
Had 20+ steals: Never
Had 20+ assists: at IPFW (20), 3/19/14
Had 25+ assists: at Northwestern (25), 3/13/12
Had 30+ assists: at Louisville (31), 12/10/05
Had 50+ rebounds: vs. Western Michigan (51), 3/11/11; (50), 1/8/16)
Had 10+ blocked shots: vs. VCU (10), 2/23/08
Had 15+ blocked shots: Never
Had 5 or fewer turnovers: vs. Miami (Ohio) (5), 3/10/07
Had 10 or fewer turnovers 3x Least: vs. UMES (8), 12/22/16
Had 20+ turnovers: vs. Radford (22), 2/14/15
Had 30+ turnovers: vs. Canisius (30), 11/15/08
Overcame a 10+ point deficit to win: YSU trailed 41-30 and won 90-82, 11/12/16
Overcame a 15+ point deficit to win: Western Michigan trailed 37-19 and won 64-60 in overtime, 3/14/14



LAST TIME AN AKRON PLAYER...

SCORING

Scored 20+ Points: Loren Cristian Jackson (24), vs. Fort Wayne 12/6/17
Scored 25+ Points: Daniel Utomi (25), vs. Youngstown State 11/10/18
Scored 30+ Points: Daniel Utomi (32), vs. UT Martin, 11/18/17
Scored 35+ Points: Romeo Travis (37), vs. Bowling Green, 2/24/07
Scored 40+ Points: Derrick Tarver (44), vs. Wright State, 12/30/03
Scored 45+ Points: Jimond Ivey (48), vs. Ball State, 1/27/18
Scored 50+ Points: Never

Two players had 20+ points: Jimond Ivey (48) and Malcolm Duvivier (22) vs Ball State 1/27/18

Three players had 20+ points: Nikola Cvetinovic (27); Brett McClanahan (22); Zeke Marshall (22), vs. Youngstown State, 11/20/10

Two players had 25+ points: Kwan Cheatham (31); Isaiah Johnson (27), UB, 1/28/17

Two players had 30+ points: Rashon Brown (31); David Falknor (30), vs. Western Michigan, 3/4/02

Scored 20+ points, half: Derrick Tarver (27), vs. Wright State, 12/30/03 (1st)

Scored 20+ points in five-straight games: Derrick Tarver (6), 1/10/04-1/28/04

Scored 20+ points in 10+ straight games: Joe Jakubick (17), 1/9/84-3/3/84

Scored in double figures in 10+ straight games: Isaiah Johnson (13), 1/12-2/23/16

Scored in double figures in 15+ straight games: Demetrius "Tree" Treadwell (22), 1/8/14-11/14/14

Scored in double figures in 30+ straight games: Joe Jakubick (30), 3/11/82-3/3/84

All five starters scored in double figures: 2x Isaiah Johnson (15), Antino Jackson (13), Jimond Ivey (13), Kwan Cheatham, Jr. (10), Tavian Dunn-Martin (10); vs. UMEs, 12/22/16
 Kwan Cheatham (20), Noah Robotham (14), Isaiah Johnson (13), Jimond Ivey (13), and Antino Jackson (12) vs. Western Michigan 1/24/17

5 players scored in double figures Last: Daniel Utomi (25), Jimond Ivey (18), Loren Cristian Jackson (16), Deng Riak (14), Tyler Cheese (13); vs. YSU, 11/10/18

6 players scored in double figures: (x2 in 15-16) Noah Robotham (15), Jake Kretzer (14), Antino Jackson (14), Pat Forsythe (13), Isaiah Johnson (12), Josh Williams (11); vs. UC Santa Barbara 12/21/15; Reggie McAdams (16), Isaiah Johnson (15), Jake Kretzer (13), Antino Jackson (11), Kwan Cheatham, Jr. (11), Noah Robotham (10); vs. Iona 12/23/15

7 players scored in double figures: Bubba Walther (21), Zach Sowers (12), Matt Futch (11), Nick Dials (10), Dru Joyce (10), Romeo Travis (10), John Rybak (10); vs. Denison, 12/7/05

DOUBLE-DOUBLES

Had a double-double: Jimond Ivey (24 pts., 13 Rebs) vs Chattanooga 11/28/17

Two players with a double-double: Jimond Ivey (14 pts., 12 rebs.), Isaiah Johnson (10 pts., 10 rebs.); vs. Kent State, 3/3/17

Three players with a double-double: Kwan Cheatham, Jr. (16 pts., 12 Rebs); Isaiah Johnson (14 pts, 10 Rebs); Jimond Ivey (12 pts, 11 Rebs) all vs American 11/12/16

20-point, 10-rebound double-double: Demetrius "Tree" Treadwell (24 pts., 10 rebs.), vs. Oregon State, 12/22/13

25-point, 10-rebound double-double: Isaiah Johnson (27 pts., 10 rebs.), vs. Buffalo 1/28/17

Double-double in points and assists: Dru Joyce (12 pts., 13 ast.), vs. Hampton, 11/27/04

Had a triple-double: Never

SHOOTING

Made 10+ field goals: Emmanuel Olojakpoke (10), vs. Fort Wayne 12/6/17

Made 15+ field goals: Jimond Ivey (15), at Ball State, 1/27/18

Attempted 20+ field goals: Jimond Ivey (23), at Ball State, 1/27/18

Attempted 25+ field goals: Derrick Tarver (25), at Ball State, 3/8/04

Made 5+ 3-pointers: Daniel Utomi (5), at EMU (2/10/17)

Made 7+ 3-pointers: Jimond Ivey (9), vs Ball State 1/27/18

Made 10+ 3-pointers: Bryan Trimble, Jr. (10), vs. Bowling Green, 1/20/22

Attempted 10+ 3-pointers: Josh Williams (10), vs. CMU, 1/10/17

Attempted 12+ 3-pointers: Jimond Ivey (12), vs Ball State 1/27/18

Attempted 15+ 3-pointers: Derrick Tarver (15), vs. Wright State, 12/30/03

Made a 3-pointer in 10+ straight games: Kwan Cheatham (14), 12/3/16-1/28/17

Made a 3-pointer in 15+ straight games: Steve McNees (16), 1/3/11-2/26/11

Made a 3-pointer in 20+ straight games: Brett McClanahan (20), 11/12/10-1/26/11

Shot 100% from 3-point range (min. 5 att.): Jake Kretzer (5-5), at Ohio, 2/27/13

FREE THROWS

Made 10+ free throws: Isaiah Johnson (11-of-16), vs. CMU, 1/10/17

Made 15+ free throws: Romeo Travis (16), vs. Bowling Green, 2/24/07

Made 20+ free throws: Jim Fenton (20), vs. John Carroll, 1/6/54

Made 20+ consecutive free throws: Darryl Roberts (30), 1/22/11-3/11/11

Made 30+ consecutive free throws: Darryl Roberts (30), 1/22/11-3/11/11

Attempted 15+ free throws: Isaiah Johnson (11-of-16), vs. CMU, 1/10/17

Attempted 20+ free throws: Romeo Travis (23), vs. Bowling Green, 2/24/07

Shot 100% from the foul line (min. 10 att.): Johnny Hollingsworth (10-10), vs. Marshall, 3/5/03

REBOUNDS

Had 10+ rebounds: Kwan Cheatham, Jr. (13), vs Ohio 2/4/17

Had 15+ rebounds: Isaiah Johnson (16), vs. Eastern Michigan 3/10/16

Had 20+ rebounds: Enrique Freeman (21) vs Malone 12/19/20; Bryan Roth (21), vs. Eastern Kentucky, 2/9/85

Had 25+ rebounds: Roger Johnson (25), vs. Ill. Wesleyan, 1/4/69

Had 10+ rebounds in three-consecutive games: Demetrius "Tree" Treadwell, 12/16/13-12/23/13

Had 10+ rebounds in four-consecutive games: Demetrius "Tree" Treadwell, 1/15/14-1/25/14

Had 10+ rebounds in five-consecutive games: Demetrius "Tree" Treadwell, 2/1/14-2/15/14

Two players had 10+ rebounds: Quincy Diggs (12), Demetrius "Tree" Treadwell (11); at Miami (Ohio), 2/26/14

Three players had 10+ rebounds: Jake Kretzer (12), Zeke Marshall (12), Nick Harney (11); vs. Coppin State, 1/2/13

ASSISTS

Had 7+ assists: Isaiah Johnson vs. Lipscomb (8), 1/3/17

Had 10+ assists: Alex Abreu (10), at Northwestern, 3/13/12

Had 12+ assists: Wendell Bates (12), vs. Kent State, 12/18/79

Had 15+ assists: Never

BLOCKED SHOTS

Had 5 blocked shots: Demetrius "Tree" Treadwell (5), at EMU, 1/22/14

Had 6 blocked shots: Zeke Marshall (6), vs. Buffalo, 1/26/13

Had 7 blocked shots: Zeke Marshall (7), vs. Kent State, 3/15/13

Had 8 blocked shots: Zeke Marshall (9), at Toledo, 1/23/13

Had 10+ blocked shots: Never

STEALS

Had 5 steals: Antino Jackson (5), at Miami, 1/14/17

Had 6 steals: Alex Abreu (6), at Mississippi State, 11/9/11

Had 7 steals: Jimmal Ball (7), at Buffalo, 1/24/00

Had 8 steals: Jimmal Ball (9), at Eastern Michigan, 1/19/00

LAST TIME AN OPPOSING PLAYER...

Scored 20+ Points: Braylon Rayson (27), at Central Michigan 1/10/17

Scored 30+ Points: Marcus Keene (33), at Central Michigan, 1/10/17; Blake Hamilton (33) 1/28/17; Jaaron Simmons (38) 2/4/17

Scored 40+ Points: Carlos Medlock (42), vs. Eastern Michigan, 3/11/10

Scored 50+ Points: Never

Had a double-double: Kenny Carpenter (CSU) (11 points and 12 rebounds) 11/11/17

Made 10+ field goals: Blake Hamilton (13) Buffalo 1/28/17; Jaaron Simmons (10) 2/4/17

Attempted 20+ field goals: Josh Hart (21) at Villanova, 11/22/15

Made 5+ 3-pointers: Jaaron Simmons (5-of-5) Ohi 2/4/17

Attempted 10+ 3-pointers: Anthlon Bell (13) at Arkansas, 11/18/15

Made 10+ free throws: Raven Lee (13), at Eastern Michigan, 2/14/15

Attempted 15+ free throws: D.J. Newbill (15), at Penn State, 11/25/14

Shot 100% from the foul line (min. 10 att.): Braylon Rayson (10-10), at Central Michigan, 1/12/16

Had 10+ rebounds: Kenny Carpenter (12) vs. Cleveland State, 11/11/17

Had 15+ rebounds: Jordan Fouse (16), at Green Bay, 11/24/15

Had 20+ rebounds: Reggie Keely (20), vs. Ohio, 2/14/10

Had 10+ assists: D.J. Cooper (10), at Ohio, 2/26/12

Had 5+ blocked shots: Jimmy Hall (5), at Kent State, 3/6/15

Had 5+ steals: Cameron Morse (5), at YSU, 11/12/16



The Zips All-Time Records vs Opponents

Table with columns for team names and records (wins, losses, ties, years) for various opponents. Includes teams like Alabama, Arizona State, Bowling Green, Central Michigan, Eastern Michigan, etc.



N.C. A&T	7	3	1963-64	2011-12	W3	UT Martin	1	0	2017-18	Same	W1
N.C. Central	2	0	2007-08	2019-20	W2	UT Arlington	0	1	2016-17	2016-17	L1
N.C. State	0	3	1946-47	2009-10	L3	UT Chattanooga	1	0	2017-18	Same	W1
UNC Asheville	1	0	2012-13	Same	W1	Utica	0	1	1983-84	Same	L1
UNC Greensboro	2	2	1994-95	2009-10	W2	Valparaiso	5	2	1990-91	2011-12	L1
UNC Wilmington	1	1	1983-84	1985-86	W1	Villanova	0	1	2015-16	Same	L1
North Dakota	1	0	1965-66	Same	W1	Virginia Commonwealth	0	7	1969-70	2012-13	L7
North Dakota State	2	0	2012-13	2014-15	W2	Virginia Tech	0	1	1975-76	Same	L1
Northeastern Illinois	1	0	1990-91	Same	W1	Wabash	1	0	1958-59	Same	W1
Northern Colorado	1	1	1950-51	1954-55	W1	Wagner	1	1	1989-90	1992-93	L1
Northern Illinois	30	14	1987-88	2022-23	W1	Walsh	3	0	1977-78	1979-80	W3
Northern Iowa	1	3	1978-79	1990-91	L1	Washington & Jefferson	3	2	1940-41	1954-55	W1
Northern Kentucky	0	4	1977-78	1978-79	L4	Washington & Lee	0	1	1951-52	Same	L1
Northern Michigan	0	2	1978-79	Same	L2	Washington State	0	1	1939-40	Same	L1
Northwestern	0	1	2011-12	Same	L1	Waynesburg	1	1	1937-38	1938-39	L1
Notre Dame	0	3	1982-83	2010-11	L3	Wayne State	7	6	1936-37	1971-72	W1
Oakland	6	3	1975-76	2004-05	W2	Weber State	1	0	1988-89	Same	W1
Oberlin	35	5	1904-05	1966-67	W15	West Chester	1	0	1963-64	Same	W1
Ohio Northern	4	0	1916-17	1923-24	W4	West Liberty	1	0	1994-95	Same	W1
Ohio State	1	7	1905-06	2015-16	L5	Western Illinois	15	10	1970-71	2014-15	W3
Ohio	46	42	1911-12	2021-22	W1	Western Kentucky	3	8	1979-80	2022-23	W1
Ohio Wesleyan	25	14	1909-10	1967-68	W4	Western Michigan	36	21	1987-88	2021-22	L1
Oklahoma State	0	1	2012-13	Same	L1	Western Reserve	28	15	1902-03	1958-59	W4
Oral Roberts	5	1	1988-89	2013-14	W1	Westminster	9	8	1936-37	1970-71	W1
Oregon State	1	0	2013-14	Same	W1	West Virginia	2	3	1904-05	2019-20	L3
Otterbein	23	5	1912-13	1987-88	W5	Wheaton	1	2	1952-53	1957-58	L2
Penn State	2	5	1937-38	2014-15	L1	Wheeling	1	0	2021-22	2021-22	W1
Pennsylvania	0	1	1908-09	Same	L1	William & Mary	0	2	1949-50	2001-02	L2
Pepperdine	1	0	1955-56	Same	W1	Wilmington	1	0	1937-38	Same	W1
Pittsburgh	1	3	1910-11	2008-09	L3	Winston-Salem State	1	2	1966-67	2006-07	W1
Philadelphia Textile	3	1	1966-67	1971-72	W2	Winthrop	1	1	2007-08	2008-09	W1
Point Park	1	0	2021-22	2021-22	W1	UW-Milwaukee	1	1	1979-80	1989-90	W1
Portland State	0	1	2007-08	Same	L1	Wittenberg	15	26	1914-15	1980-81	L3
Prairie View	1	0	1993-94	Same	W1	Wooster	57	35	1901-02	1998-99	W3
Princeton	1	1	2012-13	2017-18	L1	Wright State	15	8	1974-75	2022-23	W5
Purdue	0	2	1999-2000	2000-01	L2	Wyoming	2	2	1999-2000	2009-10	W2
Quincy	1	0	1981-82	Same	W1	Xavier	1	4	1923-24	1997-98	L3
Radford	3	0	2002-03	2016-17	W3	Yale	1	1	1906-07	1907-08	L1
Rhode Island	2	2	1999-2000	2009-10	L2	York College (Neb.)	0	1	1942-43	Same	L1
Rice	1	0	1987-88	Same	W1	Youngstown State	59	32	1937-38	2019-20	W2
Rider	0	1	1996-97	Same	L1	Non-Intercollegiate Teams					
Roanoke	4	1	1971-72	1976-77	W4	<i>Opponent</i>	<i>W</i>	<i>L</i>	<i>First Meeting</i>	<i>Last Meeting</i>	<i>Streak</i>
Robert Morris	2	0	1986-87	1987-88	W2	Alumni	3	0	1915-16	1917-18	W3
Rochester	0	2	1908-09	1913-14	L2	Athletes in Action	1	0	1973-74	Same	W1
Rochester Tech	1	1	1954-55	1955-56	L1	Canton Athletic Club	0	1	1908-09	Same	L1
Rutgers	1	0	1949-50	Same	W1	Canton Massillon	0	1	1904-05	Same	L1
St. Bonaventure	2	1	1942-43	2020-21	L1	Case All-Stars	1	0	1910-11	Same	W1
St. Francis (N.Y.)	5	1	1947-48	2008-09	W2	Cleveland All-Stars	1	0	1909-10	Same	W1
St. Francis (Pa.)	4	0	1949-50	2009-10	W4	Cleveland YMCA	0	1	1910-11	Same	L1
St. Ignatius	1	0	1908-09	Same	W1	Cuki-Mestre (Italy)	1	0	1987-88	Same	W1
St. John's (N.Y.)	0	1	1944-45	Same	L1	East End Athletic Club	1	0	1902-03	Same	W1
St. Joseph's (Ind.)	1	0	1974-75	Same	W1	East Liberty YMCA	0	1	1917-18	Same	L1
St. Joseph's (Pa.)	0	2	1997-98	1998-99	L2	Goodyear Wingfoots	1	3	1918-19	1953-54	L3
St. Mary's (Calif.)	1	1	1973-74	2013-14	L1	Haskell Institute	1	0	1906-07	Same	W1
St. Michael's (Vt.)	0	1	1964-65	Same	L1	Kfum Orebro (Swd.)	1	0	1988-89	Same	W1
St. Thomas (Minn.)	1	0	1949-50	Same	W1	Lockbourne AFB	1	0	1944-45	Same	W1
St. Vincent	2	0	1971-72	1972-73	W2	Marathon AAU	2	0	1985-86	N/A	W2
San Francisco St.	4	1	1964-65	1972-73	W1	Mexico University	1	0	1949-50	Same	W1
Scranton	0	1	1939-40	Same	L1	Ohio St. Medics	1	0	1906-07	Same	W1
Seattle	1	0	1958-59	Same	W1	Palmetto (S.C.)	0	1	1984-85	Same	L1
Slippery Rock	4	1	1952-53	1999-2000	W4	Polish Oly. Team	0	1	1965-66	Same	L1
South Alabama	0	2	1980-81	1981-82	L2	Quantico Marines	0	1	1955-56	Same	L1
South Carolina	1	2	2013-14	2014-15	W1	Ravenna Byers	3	3	1902-03	1906-07	L1
South Carolina State	3	0	1986-87	2015-16	W3	Wesleyan Medics	1	0	1909-10	Same	W1
USC Upstate	2	0	2007-08	2019-20	W2	Wstrn Reserve Medics	2	0	1901-02	Same	W2
South Florida	0	1	1983-84	Same	L1	Wheeling YMCA	1	0	1916-17	Same	W1
Southern	2	0	2019-20	2021-22	W2	Windsor Basketball Club	5	0	1978-79	N/A	W5
Southern California	1	1	2014-15	2017-18	L1	Yugoslavia National	1	0	1983-84	Same	W1
Southern Calif. College	1	0	1974-75	Same	W1	BOLD indicates MAC opponents					
Southern Colorado	1	0	1971-72	Same	W1						
Southern Utah	2	1	1988-89	1989-90	L1						
Southwestern La.	1	0	1980-81	Same	W1						
Stephen F. Austin	1	0	1988-89	Same	W1						
Stetson	1	0	2010-11	Same	W1						
Steubenville	3	0	1964-65	1972-73	W3						
Syracuse	0	1	2000-01	Same	L1						
Tampa	1	0	1949-50	Same	W1						
Temple	2	1	2005-06	2010-11	L1						
Tennessee State	4	2	1971-72	2018-19	W3						
Tennessee Tech	9	8	1979-80	1986-87	W5						
Texas A&M	1	1	1948-49	2009-10	L1						
Texas Southern	1	0	2012-13	Same	W1						
Tiffin	1	0	2006-07	Same	W1						
Toledo	29	39	1915-16	2021-22	W1						
Towson	1	0	2019-20	Same	W1-						
Tulane	1	0	2019-20	Same	W1						
UCLA	0	1	2021-22	Same	L1						
Urbana	2	0	1985-86	2008-09	W2						
U.S. International	1	1	1989-90	Same	L1						



2022-23 Akron Men's Basketball Team Game-by-Game All games

Page 1/1
as of Jan 07, 2023

Opponent	Date	Score	Wot	Total		3-Pointers		Free throws		Rebounds				Other Stats						
				FG-FGA	PCT	3FG-3FGA	PCT	FT-FTA	PCT	OFF	DEF	TOT	AVG	PF	A	TO	BLK	STL	PTS	AVG
South Dakota St.	11/07/2022	81-80	Wot	30-69	.435	11-31	.355	10-12	.833	9	23	32	32.0	17	16	9	5	5	81	81.0
vs Mississippi St.	11/11/2022	54-73	L	16-49	.327	6-27	.222	16-24	.667	6	19	25	28.5	15	13	9	1	8	54	67.5
Morgan St.	11/15/2022	65-59	W	22-61	.361	6-25	.240	15-27	.556	20	23	43	33.3	11	13	11	7	8	65	66.7
vs Western Ky.	11/21/2022	72-53	W	27-48	.563	9-22	.409	9-15	.600	10	33	43	35.8	16	10	13	0	3	72	68.0
vs LSU	11/22/2022	58-73	L	14-54	.259	8-25	.320	22-30	.733	19	17	36	35.8	14	8	14	1	4	58	66.0
vs Nevada	11/23/2022	58-62	L	22-51	.431	7-22	.318	7-11	.636	6	27	33	35.3	19	8	14	1	6	58	64.7
at Marshall	11/30/2022	57-68	L	24-71	.338	5-25	.200	4-11	.364	15	30	45	36.7	15	12	10	0	5	57	63.6
Muskingum	12/04/2022	80-33	W	30-59	.508	15-33	.455	5-16	.313	13	35	48	38.1	13	19	12	4	13	80	65.6
Jackson St.	12/11/2022	85-72	W	28-52	.538	11-28	.393	18-21	.857	5	22	27	36.9	10	19	10	4	7	85	67.8
Wright St.	12/14/2022	66-54	W	25-62	.403	6-26	.231	10-14	.714	11	31	42	37.4	16	11	12	2	10	66	67.6
Maine	12/19/2022	87-55	W	31-57	.544	11-20	.550	14-16	.875	9	25	34	37.1	12	17	16	2	10	87	69.4
at Bradley	12/22/2022	55-74	L	16-57	.281	8-21	.381	15-18	.833	12	31	43	37.6	12	6	15	2	5	55	68.2
Concord	12/30/2022	84-58	W	27-59	.458	12-31	.387	18-28	.643	9	30	39	37.7	14	21	10	2	7	84	69.4
NIU	01/03/2023	76-51	W	26-57	.456	6-20	.300	18-23	.783	12	25	37	37.6	19	11	12	4	7	76	69.9
at Ball St.	01/06/2023	63-70	L	19-49	.388	3-12	.250	22-26	.846	11	22	33	37.3	26	3	17	3	6	63	69.4
Total		1041		357-855	.418	124-368	.337	203-292	.695	167	393	560	37.3	229	187	184	38	104	1041	69.4
Opponents		935		354-858	.413	92-277	.332	135-194	.696	140	364	504	33.6	272	170	200	54	95	935	62.3

Akron Averages

Games Played	Points/game	FG Pct	3FG Pct	FT Pct	Rebounds/game	Assists/game	Turnovers/game	Assist/Turnover ratio	Steals/game	Blocks/game
15	69.4	41.8	33.7	69.5	37.3	12.5	12.3	1.0	6.9	2.5



2022-23 Akron Men's Basketball Opponents Game-by-Game All games

Page 1/1
as of Jan 07, 2023

Opponent	Date	Score	Wot	Total		3-Pointers		Free throws		Rebounds				Other Stats						
				FG-FGA	PCT	3FG-3FGA	PCT	FT-FTA	PCT	OFF	DEF	TOT	AVG	PF	A	TO	BLK	STL	PTS	AVG
South Dakota St.	11/07/2022	81-80	Wot	31-59	.525	4-15	.267	14-17	.824	5	31	36	36.0	15	11	13	4	3	80	80.0
vs Mississippi St.	11/11/2022	54-73	L	29-55	.527	7-14	.500	8-13	.615	11	32	43	39.5	21	17	14	0	9	73	76.5
Morgan St.	11/15/2022	65-59	W	24-64	.375	6-15	.400	5-7	.714	17	26	43	40.7	27	14	15	10	4	59	70.7
vs Western Ky.	11/21/2022	72-53	W	20-54	.370	6-21	.286	7-13	.538	6	10	16	34.5	14	12	5	1	7	53	66.3
vs LSU	11/22/2022	58-73	L	25-52	.481	9-19	.474	14-16	.875	8	23	31	33.8	23	14	10	3	9	73	67.6
vs Nevada	11/23/2022	58-62	L	21-57	.368	9-21	.429	11-13	.846	10	23	33	33.7	14	13	9	3	3	62	66.7
at Marshall	11/30/2022	57-68	L	25-61	.410	8-28	.286	10-15	.667	8	35	43	35.0	13	13	11	9	8	68	66.9
Muskingum	12/04/2022	80-33	W	13-52	.250	6-29	.207	1-7	.143	7	22	29	34.3	9	6	17	3	6	33	62.6
Jackson St.	12/11/2022	85-72	W	32-63	.508	3-9	.333	5-7	.714	10	20	30	33.8	20	14	13	1	6	72	63.7
Wright St.	12/14/2022	66-54	W	23-63	.365	3-10	.300	5-8	.625	11	28	39	34.3	17	10	14	4	3	54	62.7
Maine	12/19/2022	87-55	W	20-46	.435	8-20	.400	7-12	.583	3	17	20	33.0	17	11	23	0	10	55	62.0
at Bradley	12/22/2022	55-74	L	27-64	.422	14-30	.467	6-9	.667	8	30	38	33.4	19	16	8	4	9	74	63.0
Concord	12/30/2022	84-58	W	23-59	.390	4-17	.235	8-11	.727	8	27	35	33.5	21	8	18	2	6	58	62.6
NIU	01/03/2023	76-51	W	18-51	.353	2-15	.133	13-18	.722	11	20	31	33.4	24	5	19	4	5	51	61.8
at Ball St.	01/06/2023	63-70	L	23-58	.397	3-14	.214	21-28	.750	17	20	37	33.6	18	6	11	6	7	70	62.3
Total		935		354-858	.413	92-277	.332	135-194	.696	140	364	504	33.6	272	170	200	54	95	935	62.3
Akron		1041		357-855	.418	124-368	.337	203-292	.695	167	393	560	37.3	229	187	184	38	104	1041	69.4

Opponents Averages

Games Played	Points/game	FG Pct	3FG Pct	FT Pct	Rebounds/game	Assists/game	Turnovers/game	Assist/Turnover ratio	Steals/game	Blocks/game
15	62.3	41.3	33.2	69.6	33.6	11.3	13.3	0.9	6.3	3.6



**2022-23 Akron Men's Basketball
Category Leaders
All games**

Page 1/3
as of Jan 07, 2023

Points

##	Player	G	Pts	Pts/G
13	Castaneda, Xavier	13	254	19.5
25	Freeman, Enrique	15	215	14.3
4	Hankerson, Trendon	15	135	9.0
2	Tribble, Greg	15	104	6.9
5	Johnson, Tavari	14	101	7.2
11	Hunter, Sammy	15	86	5.7
34	Johnson, Nate	15	62	4.1
3	Mitchell, Kobe	11	26	2.4
0	Lyles, Amani	14	25	1.8
1	Clarke, Garvin	8	20	2.5
20	Wilson, Evan	6	9	1.5
12	Mayfield, Pat	5	4	0.8

Scoring Average

##	Player	G	Pts	Pts/G
13	Castaneda, Xavier	13	254	19.5
25	Freeman, Enrique	15	215	14.3
4	Hankerson, Trendon	15	135	9.0
5	Johnson, Tavari	14	101	7.2
2	Tribble, Greg	15	104	6.9
11	Hunter, Sammy	15	86	5.7
34	Johnson, Nate	15	62	4.1
1	Clarke, Garvin	8	20	2.5
3	Mitchell, Kobe	11	26	2.4
0	Lyles, Amani	14	25	1.8
20	Wilson, Evan	6	9	1.5
12	Mayfield, Pat	5	4	0.8

Field Goal Percentage

##	Player	FG	Att	Pct
25	Freeman, Enrique	88	152	.579
0	Lyles, Amani	8	17	.471
34	Johnson, Nate	24	52	.462
5	Johnson, Tavari	40	92	.435
20	Wilson, Evan	3	7	.429
12	Mayfield, Pat	2	5	.400
13	Castaneda, Xavier	64	161	.398
2	Tribble, Greg	37	94	.394
4	Hankerson, Trendon	43	115	.374
3	Mitchell, Kobe	8	24	.333
11	Hunter, Sammy	33	106	.311
1	Clarke, Garvin	7	30	.233

Field Goal Attempts

##	Player	G	Att	Att/G
13	Castaneda, Xavier	13	161	12.4
25	Freeman, Enrique	15	152	10.1
4	Hankerson, Trendon	15	115	7.7
11	Hunter, Sammy	15	106	7.1
2	Tribble, Greg	15	94	6.3

Field Goals Made

##	Player	G	Made	Made/G
25	Freeman, Enrique	15	88	5.9
13	Castaneda, Xavier	13	64	4.9
4	Hankerson, Trendon	15	43	2.9
5	Johnson, Tavari	14	40	2.9
2	Tribble, Greg	15	37	2.5

3-Point FG Percentage

##	Player	3FG	Att	Pct
20	Wilson, Evan	3	6	.500
34	Johnson, Nate	9	20	.450
13	Castaneda, Xavier	43	104	.413
5	Johnson, Tavari	15	39	.385
4	Hankerson, Trendon	31	81	.383
3	Mitchell, Kobe	6	22	.273
11	Hunter, Sammy	14	67	.209
1	Clarke, Garvin	2	17	.118
2	Tribble, Greg	1	9	.111

3-Point FG Attempts

##	Player	G	Att	Att/G
13	Castaneda, Xavier	13	104	8.0
4	Hankerson, Trendon	15	81	5.4
11	Hunter, Sammy	15	67	4.5
5	Johnson, Tavari	14	39	2.8
3	Mitchell, Kobe	11	22	2.0

3-Point FG Made

##	Player	G	Made	Made/G
13	Castaneda, Xavier	13	43	3.3
4	Hankerson, Trendon	15	31	2.1
5	Johnson, Tavari	14	15	1.1
11	Hunter, Sammy	15	14	0.9
34	Johnson, Nate	15	9	0.6



2022-23 Akron Men's Basketball
Category Leaders
All games

Free Throw Percentage

##	Player	Made	Att	Pct
3	Mitchell, Kobe	4	4	1.000
13	Castaneda, Xavier	83	103	.806
4	Hankerson, Trendon	18	24	.750
2	Tribble, Greg	29	40	.725
11	Hunter, Sammy	6	9	.667
34	Johnson, Nate	5	8	.625
5	Johnson, Tavari	6	10	.600
0	Lyles, Amani	9	15	.600
1	Clarke, Garvin	4	7	.571
25	Freeman, Enrique	39	70	.557

Free Throw Attempts

##	Player	G	Att	Att/G
13	Castaneda, Xavier	13	103	7.9
25	Freeman, Enrique	15	70	4.7
2	Tribble, Greg	15	40	2.7
4	Hankerson, Trendon	15	24	1.6
0	Lyles, Amani	14	15	1.1

Free Throws Made

##	Player	G	Made	Made/G
13	Castaneda, Xavier	13	83	6.4
25	Freeman, Enrique	15	39	2.6
2	Tribble, Greg	15	29	1.9
4	Hankerson, Trendon	15	18	1.2
0	Lyles, Amani	14	9	0.6

Rebounds

##	Player	G	Reb	Reb/G
25	Freeman, Enrique	15	159	10.6
4	Hankerson, Trendon	15	70	4.7
13	Castaneda, Xavier	13	59	4.5
2	Tribble, Greg	15	44	2.9
11	Hunter, Sammy	15	42	2.8

Assists

##	Player	G	Ast	Ast/G
13	Castaneda, Xavier	13	39	3.0
25	Freeman, Enrique	15	33	2.2
4	Hankerson, Trendon	15	29	1.9
2	Tribble, Greg	15	27	1.8
5	Johnson, Tavari	14	26	1.9

Rebounds Average

##	Player	G	Reb	Reb/G
25	Freeman, Enrique	15	159	10.6
4	Hankerson, Trendon	15	70	4.7
13	Castaneda, Xavier	13	59	4.5
2	Tribble, Greg	15	44	2.9
11	Hunter, Sammy	15	42	2.8

Steals

##	Player	G	Stl	Stl/G
5	Johnson, Tavari	14	15	1.1
13	Castaneda, Xavier	13	14	1.1
25	Freeman, Enrique	15	14	0.9
2	Tribble, Greg	15	14	0.9
34	Johnson, Nate	15	13	0.9

Offensive Rebounds

##	Player	G	OReb	OReb/G
25	Freeman, Enrique	15	53	3.5
11	Hunter, Sammy	15	15	1.0
2	Tribble, Greg	15	14	0.9
34	Johnson, Nate	15	13	0.9
0	Lyles, Amani	14	12	0.9

Blocked Shots

##	Player	G	Blk	Blk/G
25	Freeman, Enrique	15	15	1.0
4	Hankerson, Trendon	15	6	0.4
0	Lyles, Amani	14	5	0.4
5	Johnson, Tavari	14	3	0.2
2	Tribble, Greg	15	2	0.1

Defensive Rebounds

##	Player	G	DReb	DReb/G
25	Freeman, Enrique	15	106	7.1
4	Hankerson, Trendon	15	63	4.2
13	Castaneda, Xavier	13	51	3.9
5	Johnson, Tavari	14	31	2.2
2	Tribble, Greg	15	30	2.0

Minutes

##	Player	G	Min	Min/G
4	Hankerson, Trendon	15	487	32:29
25	Freeman, Enrique	15	454	30:14
13	Castaneda, Xavier	13	423	32:31
2	Tribble, Greg	15	410	27:21
34	Johnson, Nate	15	292	19:27



**2022-23 Akron Men's Basketball
Category Leaders
All games**

Fouls

##	Player	G	PF	PF/G
2	Tribble, Greg	15	40	2.7
25	Freeman, Enrique	15	32	2.1
4	Hankerson, Trendon	15	28	1.9
11	Hunter, Sammy	15	23	1.5
34	Johnson, Nate	15	23	1.5

Turnovers

##	Player	G	TO	TO/G
25	Freeman, Enrique	15	36	2.4
5	Johnson, Tavari	14	34	2.4
13	Castaneda, Xavier	13	24	1.8
4	Hankerson, Trendon	15	21	1.4
2	Tribble, Greg	15	18	1.2

Foul Outs

##	Player	G	FO
2	Tribble, Greg	15	1
11	Hunter, Sammy	15	1

2021-22 REVIEW

	Overall	Home	Away	Neutral
2020-21 Record	24-10	12-3	5-5	1-2
2020-21 MAC Record	14-6	7-1	5-5	0-0
2020-21 Non-Conference	3-2	2-0	0-0	1-2

2022 Defensive Player of the Year - Enrique Freeman
2022 All-MAC Second Team - Enrique Freeman
2022 All-MAC Honorable Mention - Xavier Castaneda
2022 MAC All-Defensive Team - Enrique Freeman

MAC Finish - 3rd Overall - No. 4 Seed in Tournament
Mid-American Conference Tournament Results:
Quarterfinal Game: W - No. 3 Akron 74, No. 6 Bowling Green 67
Semifinal Game: L - No. 2 Buffalo 81, No. 3 Akron 81

- Akron claimed the 2022 Mid-American Conference Men's Basketball Tournament Championship and advanced to the 2022 NCAA Tournament for the fifth time in program history..Akron is 40-16 over the last three years in MAC play, owning the best winning percentage (.714) in the league.
- Akron team No. 121 finished the season with a 24-10 overall record and 14-6 record in league play. For the fifth time as a Division I program, the Zips competed in March Madness with an automatic qualifying bid to the NCAA Tournament as a No. 13 seed and played against the No. 4 seed UCLA Bruins in the First Round of the East Region at the Moda Center in Portland, Oregon on March 17, 2022.
- The Zips had three players earn 2022 All-MAC honors: Enrique Freeman who was named MAC Defensive Player of the Year, MAC Tournament MVP and Second Team All-MAC; Ali Ali was named second-team All-MAC; Xavier Castaneda was an honorable mention selection.
- Freeman ranked No. 1 in the nation in field goal percentage (.665) and landed in the NCAA Top 20 in six categories: No. 4 total rebounds (367), No. 6 rebounds per game (10.8), No. 8 double-doubles (18), No. 9 defensive rebounds per game (7.53) and No. 19 offensive rebounds per game (3.26). Freeman was one of 13 players in the NCAA to average a double-double in points (13.2) and rebounds (10.8). He led the MAC in 5-of-6 categories, ranking No. 2 in offensive rebounds per game.



Akron - 2022-23 Men's Basketball Ranking Summary thru games 01/08/2023

Statistic	National Rank	Conference Rank	Value	National Leader	Value	Conference Leader	Value
Assist/Turnover Ratio (352 ranked)	195	6	1.02	Colorado St.	1.76	Toledo	1.45
Assists Per Game (352 ranked)	246	9	12.5	Xavier	21.1	Toledo	15.3
Bench Points per game (352 ranked)	289	10	15.80	Fla. Atlantic	36.93	Ohio	25.73
Blocks Per Game (352 ranked)	269	10	2.5	Utah Valley	6.8	Ball St.	4.7
Effective FG pct (352 ranked)	261	9	0.490	Colgate	0.593	Toledo	0.555
Fastbreak Points (352 ranked)	263	12	7.73	TCU	21.67	Buffalo	18.00
Field Goal Percentage (352 ranked)	300	12	41.8	Gonzaga	51.8	Toledo	48.9
Field Goal Percentage Defense (352 ranked)	90	2	41.3	Tennessee	33.2	Kent St.	38.4
Fouls Per Game (352 ranked)	70	1	15.3	Notre Dame	12.4	Akron	15.3
Free Throw Attempts Per Game (352 ranked)	100	4	19.5	High Point	26.2	Ball St.	25.6
Free Throw Percentage (352 ranked)	225	9	69.5	Villanova	85.7	Miami (OH)	80.4
Free Throws Made Per Game (352 ranked)	111	8	13.5	Texas A&M	19.0	Ball St.	17.7
Rebound Margin (352 ranked)	110	4	3.7	Purdue	11.8	Western Mich.	8.3
Rebounds (Defensive) Per Game (352 ranked)	112	4	26.20	Alabama	32.60	Ohio	27.47
Rebounds (Offensive) Per Game (352 ranked)	118	4	11.13	Marshall	15.18	Western Mich.	12.40
Rebounds Per Game (352 ranked)	94	6	37.33	Alabama	46.13	Ohio	39.80
Scoring Defense (352 ranked)	34	2	62.3	Houston	51.5	Kent St.	61.9
Scoring Margin (352 ranked)	114	3	7.1	Houston	24.1	Kent St.	12.8
Scoring Offense (352 ranked)	232	9	69.4	Southern Utah	87.2	Toledo	86.0
Steals Per Game (352 ranked)	161	6	6.9	Missouri Morgan St.	11.8	Kent St.	10.3
Three Point Attempts Per Game (352 ranked)	74	2	24.5	Chattanooga	31.5	Miami (OH)	25.8
Three Point Percentage (352 ranked)	189	6	33.7	Utah St.	42.8	Toledo	38.8
Three Point Percentage Defense (352 ranked)	189	4	33.2	Tennessee	20.8	Central Mich.	29.2
Three Pointers Per Game (352 ranked)	93	4	8.3	Chattanooga	12.2	Miami (OH)	9.0
Turnover Margin (352 ranked)	129	4	1.1	UNLV	7.6	Kent St.	5.7
Turnovers Forced Per Game (352 ranked)	179	7	13.33	Morgan St.	20.67	Kent St.	18.00
Turnovers Per Game (352 ranked)	113	5	12.3	Penn St.	8.8	Toledo	10.6
Winning Percentage (352 ranked)	133	4	60.0	Col. of Charleston Houston	94.1	Kent St.	80.0

Statistic	Player	National Rank	Conference Rank	Value	National Leader	Value	Conference Leader	Value
Assist/Turnover Ratio (350 ranked)	Xavier Castaneda	225	7	1.62	Dalvin White, Chattanooga	4.09	RayJ Dennis, Toledo	2.90
Assists (341 ranked)					Yuri Collins, Saint Louis	173	RayJ Dennis, Toledo	90
Assists Per Game (345 ranked)					Yuri Collins, Saint Louis	10.8	RayJ Dennis, Toledo	6.0
Blocks (310 ranked)	Enrique Freeman	220	5	15	Jamarion Sharp, Western Ky.	67	Rashaun Agee, Bowling Green Demarius Jacobs, Ball St.	26 26
Blocks Per Game (344 ranked)	Enrique Freeman	210	5	1.00	Jamarion Sharp, Western Ky.	4.47	Rashaun Agee, Bowling Green Demarius Jacobs, Ball St.	1.73 1.73
Double Doubles (194 ranked)	Enrique Freeman	7	1	8	Joel Soriano, St. John's (NY)	14	Enrique Freeman, Akron	8
Field Goal Attempts (341 ranked)					Antoine Davis, Detroit Mercy	356	RayJ Dennis, Toledo	237
Field Goal Percentage (333 ranked)	Enrique Freeman	41	1	57.9	Josh Roberts, Manhattan	76.2	Enrique Freeman, Akron	57.9
Field Goals (350 ranked)	Enrique Freeman	173	7	88	Sam Sessoms, Coppin St.	151	RayJ Dennis, Toledo JT Shumate, Toledo	106 106
Free Throw Attempts (347 ranked)	Xavier Castaneda Enrique Freeman	19 183	2 5	103 70	Jaden House, High Point	137	Payton Sparks, Ball St.	115
Free Throw Percentage (344 ranked)	Xavier Castaneda	180	14	80.6	Bryce McBride, Youngstown St.	97.9	Samari Curtis, Bowling Green	94.2
Free Throws (321 ranked)	Xavier Castaneda	7	1	83	Drew Pember, UNC Asheville	112	Xavier Castaneda, Akron	83
Minutes Per Game (349 ranked)	Xavier Castaneda Trendon Hankerson	231 233	10 11	32:31 32:29	Daryl Banks III, St. Bonaventure	38:45	Sincere Carry, Kent St.	35:09
Points (341 ranked)	Xavier Castaneda	160	8	254	Antoine Davis, Detroit Mercy	425	Emoni Bates, Eastern Mich.	290
Points Per Game (349 ranked)	Xavier Castaneda Enrique Freeman	29 302	2 15	19.5 14.3	Antoine Davis, Detroit Mercy	25.0	Emoni Bates, Eastern Mich.	20.7
Rebounds (344 ranked)	Enrique Freeman	13	1	159	Joel Soriano, St. John's (NY)	206	Enrique Freeman, Akron	159
Rebounds (Defensive) Per Game (348 ranked)	Enrique Freeman	16	1	7.07	Dillon Jones, Weber St.	9.13	Enrique Freeman, Akron	7.07
Rebounds (Offensive) Per Game (342 ranked)	Enrique Freeman	16	1	3.53	Oscar Tshiebwe, Kentucky	5.62	Enrique Freeman, Akron	3.53
Rebounds Per Game (350 ranked)	Enrique Freeman	7	1	10.6	Oscar Tshiebwe, Kentucky	13.2	Enrique Freeman, Akron	10.6
Steals (320 ranked)					Jaelen House, New Mexico	48	Maliq Jacobs, Kent St.	45
Steals Per Game (347 ranked)					Maliq Jacobs, Kent St.	3.21	Maliq Jacobs, Kent St.	3.21
Three Point Attempts (343 ranked)	Xavier Castaneda Trendon Hankerson	108 318	3 12	104 81	Antoine Davis, Detroit Mercy	181	Lamar Norman Jr., Western Mich.	118
Three Point Percentage (112 ranked)	Xavier Castaneda	47	2	41.3	Steven Ashworth, Utah St.	52.7	Kaden Methery, Bowling Green	41.6
Three Pointers Per Game (347 ranked)	Xavier Castaneda Trendon Hankerson	13 236	1 10	3.31 2.07	Darius McGhee, Liberty	4.82	Xavier Castaneda, Akron	3.31
Total 3-point FGM (336 ranked)	Xavier Castaneda Trendon Hankerson	60 270	2 9	43 31	Darius McGhee, Liberty	82	Lamar Norman Jr., Western Mich.	44
Triple Doubles (1 ranked)					16 players tied	1		



Official Basketball Box Score - Final
South Dakota St. at Akron

Game Time: 7:00 PM
Game Duration: 2:07
Attendance: 2,157



Official Basketball Box Score - Final
Mississippi St. at Akron

Game Time: 7:50 PM
Game Duration: 2:22
Attendance: 5,213

Box score for South Dakota St. at Akron. Includes player stats for Matt Dentinger, William Kyle III, Zeke Mayo, Charlie Easley, Alex Ariens, Matt Mims, Matthew Mors, Tanner Te Slaa, and team totals.

Officials: Darryl Smith, Jon Campbell, Jeff Sedoske

Box score for Mississippi St. at Akron. Includes player stats for D.J. Jeffries, Tolu Smith, Cameron Matthews, Jamel Horton Jr., Eric Reed Jr., Shakeel Moore, Will McNair Jr., Dashawn Davis, Tyler Stevenson, Shawn Jones Jr., Kimani Hamilton, KarShawn Murphy, Martavious Russell, and Justin Rumph.

Officials: Tim Stewart, Alfred Smith, Brad Claus

Box score for Akron - 81. Includes player stats for Sammy Hunter, Enrique Freeman, Greg Tribble, Trendon Hankerson, Xavier Castaneda, Garvin Clarke, Nate Johnson, and Amari Lyles.

Technical Fouls:NONE

Summary statistics for Mississippi St. at Akron game, including totals for FG, 3P, FT, Rebounds, Fouls, TP, AS, TO, ST, Blocks, and Shooting By Period.

Statistical summary for Akron - 81, including Biggest lead, Best Scoring Run, Lead Changes, Times Tied, Time with Lead, Points from Turnovers, Paint, Second Chance, Fast Breaks, and Bench.

Technical Fouls:NONE

Box score for Akron - 54. Includes player stats for Sammy Hunter, Enrique Freeman, Greg Tribble, Trendon Hankerson, Xavier Castaneda, Garvin Clarke, Nate Johnson, Amari Lyles, Tavarri Johnson, Kobe Mitchell, and Evan Wilson.

Technical Fouls:NONE

Statistical summary for Akron - 54, including Biggest lead, Best Scoring Run, Lead Changes, Times Tied, Time with Lead, Points from Turnovers, Paint, Second Chance, Fast Breaks, and Bench.

Technical Fouls:NONE

Game Notes: BARSTOOL SPORTS INVITATIONAL - GAME 2 BARSTOOL SPORTS INVITATIONAL MVP - Miss State Tolu Smith



Official Basketball Box Score - Final
Morgan St. at Akron

Game Time: 7:00 PM
Game Duration: 2:02
Attendance: 1,759



Official Basketball Box Score - Final
Akron at Westminster Ky.

Game Time: 1:20 PM
Game Duration: 1:50

Box score for Morgan St. - 59. Includes player stats for Khalil Turner, Lewis Djonkam, Isaiah Burke, Malik Miller, David McCullough, Kamron Hobbs, Will Thomas, Collin Nnamene, Rob Lawson, Tavo Fagbenle, and Kevon Wiggins.

Technical Fouls:NONE

Box score for Akron at Westminster Ky. Includes player stats for Sammy Hunter, Enrique Freeman, Greg Tribble, Trendon Hankerson, Xavier Castaneda, Nate Johnson, Amari Lyles, Tavarri Johnson, and Kobe Mitchell.

Technical Fouls:NONE

Box score for Akron - 65. Includes player stats for Sammy Hunter, Enrique Freeman, Greg Tribble, Trendon Hankerson, Xavier Castaneda, Nate Johnson, Rob Lawson, Amari Lyles, and Tavarri Johnson.

Technical Fouls:Clarke 2nd 12:52

Box score for Western Ky. - 53. Includes player stats for Jarius Hamilton, Jamarion Sharp, Emmanuel Akot, Luke Frampton, Dayvion McKnight, Fallou Diagne, Jordan Rawls, Khristian Lander, Tyrone Marshall, and Darius Miles.

Technical Fouls:NONE

Statistical summary for Akron - 65, including Biggest lead, Best Scoring Run, Lead Changes, Times Tied, Time with Lead, Points from Turnovers, Paint, Second Chance, Fast Breaks, and Bench.

Statistical summary for Western Ky. - 53, including Biggest lead, Best Scoring Run, Lead Changes, Times Tied, Time with Lead, Points from Turnovers, Paint, Second Chance, Fast Breaks, and Bench.





Official Basketball Box Score - Final
LSU at Akron
11/23/22 John Gray Gymnasium, George Town, Cayman Islands
2022-23 Men's Basketball

Game Time: 1:30 PM
Game Duration: 2:04



Official Basketball Box Score - Final
AKRON at Nevada
11/23/22 John Gray Gymnasium, George Town, Cayman Islands
2022-23 Men's Basketball

Game Time: 5:00 PM
Game Duration: 2:09

LSU - 73

NO. Name	Min	FG		3P	FT	Rebounds			Fouls		TP	AS	TO	ST	Blocks			+/-
		M-A	M-A			M-A	OR	DR	TOT	PF					FD	BS	BA	
5 Mwani Wilkinson	F 10:13	1-1	0-0	0-0	1	1	2	3	0	2	1	0	0	0	0	0	0	9
12 KJ Williams	F 30:59	6-13	2-4	5-6	2	3	5	3	4	19	0	0	3	1	0	0	16	
13 Jalen Reed	F 19:21	1-3	1-1	0-0	0	4	4	0	1	3	1	0	0	0	0	0	6	
3 Justice Hill	G 25:43	5-11	0-3	4-4	0	2	2	2	2	14	3	0	0	0	0	1	4	
44 Adam Miller	G 38:37	9-15	5-9	0-0	0	2	2	4	0	23	2	6	0	0	0	0	16	
20 Derek Fountain	G 20:39	2-3	0-0	1-1	2	3	4	1	1	5	1	1	1	2	0	0	9	
0 Trae Hannibal	G 22:57	0-1	0-0	0-0	0	5	5	2	1	0	0	0	0	0	0	0	8	
1 Cam Hayes	16:31	1-3	1-1	4-5	0	1	1	2	4	7	3	1	1	0	0	5		
4 Kendal Coleman	09:01	0-1	0-0	0-0	0	0	0	3	0	0	0	1	1	0	0	-1		
15 Tyrell Ward	05:59	0-1	0-1	0-0	0	1	1	0	0	0	0	0	1	0	0	0	1	
Team					3	3	6	0	0	0	1							
Totals	25:52	9-19	14-16	8	23	31	23	13	14	10	9	3	1	3	1	5		

Technical Fouls: Miller 1st 10:04 Hill 2nd 14:54 Fountain 2nd 22:42

Shooting By Period

1 st FG%	9-24	37.5%
3PT%	5-9	55.6%
FT%	10-11	90.9%
2 nd FG%	16-28	57.1%
3PT%	4-10	40.0%
FT%	4-5	80%
GM FG%	25-52	48.1%
3PT%	9-19	47.4%
FT%	14-16	87.5%

Dead Ball Rebounds: 3

Akron - 58

NO. Name	Min	FG		3P	FT	Rebounds			Fouls		TP	AS	TO	ST	Blocks			+/-
		M-A	M-A			M-A	OR	DR	TOT	PF					FD	BS	BA	
11 Sammy Hunter	F 11:45	0-4	0-2	0-0	0	0	0	1	0	0	0	0	0	0	0	0	0	-5
25 Enrique Freeman	F 35:27	4-11	0-1	3-3	2	7	9	3	6	9	2	2	0	1	2	-4		
2 Greg Tribble	G 26:32	3-4	0-1	1-1	1	1	2	3	3	7	1	4	1	0	0	0	-6	
4 Trendon Hankerson	G 37:04	3-7	2-5	0-0	0	7	7	3	1	8	0	2	0	0	0	-11		
13 Xavier Castaneda	G 31:01	2-10	2-9	5-7	0	3	3	2	4	11	1	1	0	0	0	-5		
1 Garvin Clarke	07:58	0-1	0-0	0-0	0	2	2	0	0	0	0	0	0	0	0	1		
3 Kobe Mitchell	03:49	0-1	0-1	0-0	0	0	0	0	0	0	0	0	1	0	0	0		
34 Nate Johnson	19:18	1-3	0-1	0-0	0	3	3	4	0	2	0	1	2	0	0	0		
5 Tavarri Johnson	26:26	9-10	3-3	0-0	0	3	3	3	0	21	4	3	2	0	1	8		
0 Amani Lyles	00:40	0-0	0-0	0-0	0	0	0	0	0	0	0	0	0	0	0	2		
Team					3	1	4	0	0	0	1							
Totals	22:51	7-22	7-11	6	27	33	19	14	58	8	14	8	1	3	4			

Technical Fouls: NONE

Shooting By Period

1 st FG%	10-26	38.5%
3PT%	1-10	10.0%
FT%	3-4	75%
2 nd FG%	12-25	48.0%
3PT%	6-12	50.0%
FT%	4-7	57.1%
GM FG%	22-51	43.1%
3PT%	7-22	31.8%
FT%	7-11	63.6%

Dead Ball Rebounds: 4

Akron - 58

NO. Name	Min	FG		3P	FT	Rebounds			Fouls		TP	AS	TO	ST	Blocks			+/-
		M-A	M-A			M-A	OR	DR	TOT	PF					FD	BS	BA	
11 Sammy Hunter	F 27:09	4-14	3-11	2-2	1	0	1	0	1	13	0	0	1	0	0	-6		
25 Enrique Freeman	F 34:00	1-6	0-0	1-4	5	5	10	1	6	3	2	1	0	1	1	-11		
2 Greg Tribble	G 29:44	0-3	0-0	3-4	1	3	4	5	0	3	0	3	0	0	1	-8		
4 Trendon Hankerson	G 22:11	0-2	0-1	2-2	1	2	4	1	2	1	1	1	0	0	0	-8		
13 Xavier Castaneda	G 36:06	6-16	4-9	12-16	1	5	6	0	6	28	4	3	1	0	0	-3		
1 Garvin Clarke	17:03	1-6	0-3	0-0	1	0	1	1	1	2	1	1	0	0	0	-20		
34 Nate Johnson	20:20	0-2	0-0	0-0	5	2	7	0	0	0	0	2	0	1	0	-10		
0 Amani Lyles	02:34	1-2	0-0	0-0	0	0	0	0	0	2	0	0	0	0	0	-9		
5 Tavarri Johnson	10:53	1-3	1-1	2-2	0	0	0	3	1	5	0	2	2	0	0	0		
Team					4	1	5	0	0	0	1							
Totals	14:54	8-25	22-30	19	17	36	14	21	58	8	14	4	1	3	-15			

Technical Fouls: Hankerson 1st 10:04

Shooting By Period

1 st FG%	9-29	31.0%
3PT%	5-16	31.3%
FT%	12-15	80%
2 nd FG%	5-25	20.0%
3PT%	3-9	33.3%
FT%	10-15	66.7%
GM FG%	14-54	25.9%
3PT%	8-25	32.0%
FT%	22-30	73.3%

Dead Ball Rebounds: 6

Nevada - 62

NO. Name	Min	FG		3P	FT	Rebounds			Fouls		TP	AS	TO	ST	Blocks			+/-
		M-A	M-A			M-A	OR	DR	TOT	PF					FD	BS	BA	
5 Darrion Williams	F 36:58	1-6	1-3	3-3	3	7	10	2	2	6	4	0	2	0	0	7		
14 Tre Coleman	F 32:35	2-5	1-2	0-0	2	2	4	3	1	5	2	0	0	0	0	11		
50 Will Baker	C 31:19	8-14	1-1	3-4	2	4	6	1	3	20	2	3	1	1	0	10		
2 Jarod Lucas	G 32:51	5-15	4-9	2-2	0	1	1	3	16	1	1	0	0	0	10			
45 Kenan Blackshear	G 31:08	3-7	1-2	3-4	0	5	5	2	10	10	4	2	0	0	7			
11 Nick Davidson	16:29	1-5	1-3	0-0	0	2	2	3	0	3	0	2	0	0	0	-3		
3 Trey Pettigrew	10:30	1-4	0-0	0-0	1	2	1	0	0	2	0	1	0	0	0	-9		
1 Tyler Powell	08:10	0-1	0-1	0-0	0	0	0	1	0	0	0	0	0	0	0	-13		
Team					2	1	3	0	0	0	1							
Totals	21:57	9-21	11-13	10	23	33	14	19	62	13	9	3	1	4				

Technical Fouls: NONE

Shooting By Period

1 st FG%	7-27	25.9%
3PT%	1-8	12.5%
FT%	5-6	83.3%
2 nd FG%	14-30	46.7%
3PT%	8-13	61.5%
FT%	6-7	85.7%
GM FG%	21-57	36.9%
3PT%	9-21	42.9%
FT%	11-13	84.6%

Dead Ball Rebounds: 1

	LSU		AKR	
	1st	2nd	1st	2nd
Biggest lead	15	(2 nd 2:19)	8	(1 st 4:21)
Best Scoring Run	6	(1 st 14:25)	8	(1 st 7:53)
Lead Changes	6		8	
Times Tied	5		5	
Time with Lead	25:58		09:54	

Points from	LSU		AKR	
	1st	2nd	1st	2nd
Turnovers	13	14		
Paint	22	10		
Second Chance	8	9		
Fast Breaks	4	2		
Bench	12	9		

Period	LSU		AKR	
	1st	2nd	TOT	TOT
LSU	33	40	73	
AKR	35	23	58	

Biggest lead	AKR		NEV	
	1st	2nd	1st	2nd
Biggest lead	8	(1 st 2:20)	7	(1 st 16:10)
Best Scoring Run	7	(1 st 11:02)	8	(2 nd 16:37)
Lead Changes	6		6	
Times Tied	4		5	
Time with Lead	26:10		10:37	

Points from	AKR		NEV	
	1st	2nd	TOT	TOT
Turnovers	13	12		
Paint	24	18		
Second Chance	8	6		
Fast Breaks	10	5		
Bench	23	5		



Official Basketball Box Score - Final
Akron at Marshall
11/30/22 Gam Henderson Center, Huntington
2022-23 Men's Basketball

Game Time: 7:30 PM
Game Duration: 1:43
Attendance: 4,012



Official Basketball Box Score - Final
Muskingum at Akron
12/04/22 James A. Rhodes Arena, Akron, Ohio
2022-23 Men's Basketball

Game Time: 2:00 PM
Game Duration: 1:46
Attendance: 1,466

Akron - 57

NO. Name	Min	FG		3P	FT	Rebounds			Fouls		TP	AS	TO	ST	Blocks			+/-
		M-A	M-A			M-A	OR	DR	TOT	PF					FD	BS	BA	
25 Enrique Freeman	F 28:17	4-12	0-0	2-4	4	10	14	4	2	10	2	2	1	0	0	5	-8	
2 Greg Tribble	G 19:24	2-4	0-0	1-2	1	1	2	3	3	5	0							



Official Basketball Box Score - Final
Jackson St. at Akron
12/14/22 James A. Rhodes Arena, Akron
2022-23 Men's Basketball

Game Time: 2:00 PM
Game Duration: 1:56
Attendance: 1,385



Official Basketball Box Score - Final
Wright St. at Akron
12/14/22 James A. Rhodes Arena, Akron
2022-23 Men's Basketball

Game Time: 7:00 PM
Game Duration: 1:48
Attendance: 1,998

Officials: Bill El, Frank Spencer, Scott Saville

Jackson St. - 72

Record: 1-8. Box score table for Jackson St. with columns for NO. Name, Min, FG, 3P, FT, Rebounds, Fouls, TP, AS, TO, ST, Blocks, +/-.

Shooting By Period. 1st FG% 13.30 43.3%, 3PT% 0.4 0.0%, FT% 0.0 0.0%, 2nd FG% 19.33 57.6%, 3PT% 3.5 60.0%, FT% 5.7 71.4%, GM FG% 32.63 50.8%, FT% 5.7 71.4%.

Wright St. - 54

Record: 5-6. Box score table for Wright St. with columns for NO. Name, Min, FG, 3P, FT, Rebounds, Fouls, TP, AS, TO, ST, Blocks, +/-.

Shooting By Period. 1st FG% 12.31 38.7%, 3PT% 2.4 50.0%, FT% 4.5 80%, 2nd FG% 11.32 34.4%, 3PT% 1.6 16.7%, FT% 1.3 33.3%, GM FG% 23.63 36.5%, 3PT% 3.10 30.0%, FT% 5.8 62.5%.

Akron - 85

Record: 5-4. Box score table for Akron with columns for NO. Name, Min, FG, 3P, FT, Rebounds, Fouls, TP, AS, TO, ST, Blocks, +/-.

Shooting By Period. 1st FG% 18.28 64.3%, 3PT% 8.14 57.1%, FT% 10.12 83.3%, 2nd FG% 10.24 41.7%, 3PT% 3.14 21.4%, FT% 9.9 88.9%, GM FG% 28.52 53.8%, FT% 11.28 88.3%, FT% 18.21 85.7%.

Akron - 66

Record: 6-4. Box score table for Akron with columns for NO. Name, Min, FG, 3P, FT, Rebounds, Fouls, TP, AS, TO, ST, Blocks, +/-.

Shooting By Period. 1st FG% 11.34 32.4%, 3PT% 5.21 23.8%, FT% 1.2 5.0%, 2nd FG% 14.28 50.0%, 3PT% 1.5 20.0%, FT% 9.12 72%, GM FG% 25.62 40.4%, 3PT% 6.26 23.1%, FT% 10.14 71.4%.

Summary statistics for Jackson St. vs Akron: Biggest lead 0, Best Scoring Run 11, Lead Changes 0, Times Tied 1, Time with Lead 00:00.

Summary statistics for Wright St. vs Akron: Biggest lead 5, Best Scoring Run 8, Lead Changes 5, Times Tied 5, Time with Lead 03:57.



Official Basketball Box Score - Final
Maine at Akron
12/19/22 James A. Rhodes Arena, Akron
2022-23 Men's Basketball

Game Time: 7:30 PM
Game Duration: 2:03
Attendance: 1,424



Official Basketball Box Score - Final
Akron at Bradley
12/22/22 Carter Arena, Peoria
2022-23 Men's Basketball

Game Time: 6:00 PM
Game Duration: 1:49
Attendance: 3,530

Officials: John St. Claire, Tyrone Kumpf, Steve Horvath

Maine - 55

Record: 6-5. Box score table for Maine with columns for NO. Name, Min, FG, 3P, FT, Rebounds, Fouls, TP, AS, TO, ST, Blocks, +/-.

Shooting By Period. 1st FG% 9.25 36.0%, 3PT% 3.9 33.3%, FT% 2.3 66.7%, 2nd FG% 11.21 52.4%, 3PT% 5.11 45.5%, FT% 5.9 55.6%, GM FG% 20.46 42.5%, 3PT% 8.20 40.0%, FT% 7.12 58.3%.

Akron - 55

Record: 7-5. Box score table for Akron with columns for NO. Name, Min, FG, 3P, FT, Rebounds, Fouls, TP, AS, TO, ST, Blocks, +/-.

Shooting By Period. 1st FG% 6.29 20.7%, 3PT% 3.10 30.0%, FT% 4.5 80%, 2nd FG% 10.28 35.7%, 3PT% 5.11 45.5%, FT% 11.13 84.6%, GM FG% 16.57 28.1%, 3PT% 8.21 38.1%, FT% 15.18 83.3%.

Akron - 87

Record: 7-4. Box score table for Akron with columns for NO. Name, Min, FG, 3P, FT, Rebounds, Fouls, TP, AS, TO, ST, Blocks, +/-.

Shooting By Period. 1st FG% 15.30 50.0%, 3PT% 6.10 60.0%, FT% 8.8 100%, 2nd FG% 16.27 59.3%, FT% 6.9 75%, GM FG% 31.57 54.4%, 3PT% 11.20 55.0%, FT% 14.16 87.5%.

Bradley - 74

Record: 9-4. Box score table for Bradley with columns for NO. Name, Min, FG, 3P, FT, Rebounds, Fouls, TP, AS, TO, ST, Blocks, +/-.

Shooting By Period. 1st FG% 14.35 40.0%, 3PT% 8.15 53.3%, FT% 0.1 0%, 2nd FG% 13.29 44.8%, 3PT% 6.15 40.0%, FT% 6.8 75%, GM FG% 27.64 42.2%, 3PT% 14.30 46.7%, FT% 6.9 66.7%.

Summary statistics for Maine vs Akron: Biggest lead 0, Best Scoring Run 6, Lead Changes 0, Times Tied 0, Time with Lead 00:00.

Summary statistics for Akron vs Bradley: Biggest lead 0, Best Scoring Run 10, Lead Changes 1, Times Tied 1, Time with Lead 00:00.





Official Basketball Box Score - Final
Concord at Akron
 12/30/22 James A. Rhodes Arena, Akron, Ohio
 2022-23 Men's Basketball

Game Time: 7:00 PM
 Game Duration: 2:10
 Attendance: 1,550



Official Basketball Box Score - Final
NIU at Akron
 01/03/23 James A. Rhodes Arena, Akron, Ohio
 2022-23 Men's Basketball

Game Time: 7:00 PM
 Game Duration: 2:08

Officials: Tim Stewart, Michael Griffith, Tony Meeks

Officials: Rob Kueneman, Alfred Smith, Tim Stewart

Concord - 58

Record: 7-4

NO. Name	Min	FG			3P			FT			Rebounds			Fouls			TP	AS	TO	ST	Blocks			+/-	
		M/A	M/A	M/A	M/A	M/A	M/A	M/A	M/A	M/A	M/A	M/A	M/A	M/A	M/A	M/A					M/A	M/A	M/A		
5 Da'Von Moore	09:01	0-1	0-0	0-0	1	1	2	4	0	0	1	0	0	0	0	0	0	0	0	0	0	0	0	-8	
14 Lual Rahama	29:43	9-18	2-5	1-1	0	4	4	3	2	21	0	3	0	0	0	0	0	0	0	0	0	0	0	-31	
1 Jevon Laidler	G 29:08	1-5	0-1	0-2	1	3	4	0	3	2	2	2	1	1	1	1	1	1	1	1	1	1	1	-27	
3 Ethan Heller	G 19:11	3-6	0-1	0-0	0	1	1	2	0	6	0	1	0	0	0	0	0	0	0	0	0	0	0	-20	
4 Jordan Wooden	G 28:14	3-9	0-3	0-0	1	2	3	4	1	6	2	1	1	1	1	0	0	0	0	0	0	0	0	-23	
13 JJ Harper	25:46	3-9	0-2	3-4	0	4	4	2	2	9	1	5	2	0	0	0	0	0	0	0	0	0	0	-13	
22 Rene Diop	16:46	0-0	0-0	0-0	2	2	4	2	1	0	0	3	0	0	0	0	0	0	0	0	0	0	0	-5	
24 Amare Smith	23:08	2-5	1-2	2-2	1	1	2	3	4	7	0	2	1	0	1	1	1	1	1	1	1	1	1	-15	
15 Ayden Ince	07:07	0-2	0-1	0-0	0	3	2	0	0	0	0	0	0	0	0	0	0	0	0	0	0	0	0	8	
2 Jaguar Jackson	02:59	0-0	0-0	0-0	2	0	0	0	1	2	0	0	0	0	0	0	0	0	0	0	0	0	0	1	
10 Cade Fix	02:59	0-1	0-1	0-0	0	0	0	0	0	1	0	0	0	0	0	0	0	0	0	0	0	0	0	1	
11 Theo Blackett	02:59	0-1	0-0	0-0	1	1	2	0	0	0	2	0	0	0	0	0	0	0	0	0	0	0	0	1	
32 Jake Hamilton	02:59	2-2	1-1	0-0	0	0	0	0	0	5	0	0	0	0	0	0	0	0	0	0	0	0	0	1	
Team					1	5	6			0	0	1													
Totals		23:59	4-17	8-11	8	27	35	22	14	58	8	18	6	2	2	2	2	2	2	2	2	2	2	2	-26

Technical Fouls: Coach 2nd 5:01

NIU - 51

Record: 4-10 (0-1)

NO. Name	Min	FG			3P			FT			Rebounds			Fouls			TP	AS	TO	ST	Blocks			+/-		
		M/A	M/A	M/A	M/A	M/A	M/A	M/A	M/A	M/A	M/A	M/A	M/A	M/A	M/A	M/A					M/A	M/A				
23 Harvin Ibarquen	F 10:31	0-0	0-0	0-0	0	0	0	5	1	0	0	1	0	0	0	0	0	1	0	0	0	0	0	0	-7	
50 Anthony Crump	F 21:09	3-3	0-0	1-4	1	1	2	3	4	7	0	3	0	0	2	0	0	0	0	0	0	0	0	0	-19	
0 Keshawn Williams	G 33:17	4-17	0-4	2-3	2	2	4	1	2	10	0	3	1	0	2	0	0	0	0	0	0	0	0	0	-20	
2 Zarique Nutter	G 29:08	5-12	1-3	0-1	1	8	9	1	2	11	1	2	0	0	0	0	0	0	0	0	0	0	0	0	-20	
11 David Colt	G 23:44	0-5	0-3	6-6	0	1	1	3	5	6	1	2	1	0	1	0	0	0	0	0	0	0	0	0	-27	
3 Kaleb Thornton	28:37	1-4	1-2	2-2	1	3	4	2	3	5	1	2	1	0	1	0	0	0	0	0	0	0	0	0	-3	
24 Darweshi Hunter	25:57	2-5	0-2	2-2	0	2	2	1	2	6	1	0	1	0	1	0	0	0	0	0	0	0	0	0	-16	
2 Yanic Konan Niederhauser	13:16	2-4	0-1	0-0	2	0	2	3	0	4	1	2	0	0	0	0	0	0	0	0	0	0	0	0	-5	
41 Armandas Plintauskas	07:25	0-0	0-0	0-0	0	1	1	0	0	0	0	0	0	0	0	0	0	0	0	0	0	0	0	0	-4	
14 Yenic Kanan Durosinni	06:44	1-1	0-0	0-0	3	0	3	5	0	2	0	3	0	0	0	0	0	0	0	0	0	0	0	0	-3	
5 Xavier Amos	09:16	0-0	0-0	0-0	0	0	0	0	0	0	0	0	0	0	0	0	0	0	0	0	0	0	0	0	0	
1 Taku Youngblood	00:12	0-0	0-0	0-0	0	0	0	0	0	0	0	0	0	0	0	0	0	0	0	0	0	0	0	0	-1	
Team					1	2	3			0	2															
Totals		18:51	2-15	13-18	11	20	31	25	19	51	5	19	4	4	4	4	4	4	4	4	4	4	4	4	4	-25

Technical Fouls: Coach 2nd 13:18

AKRON - 76

Record: 9-5 (1-0)

NO. Name	Min	FG			3P			FT			Rebounds			Fouls			TP	AS	TO	ST	Blocks			+/-		
		M/A	M/A	M/A	M/A	M/A	M/A	M/A	M/A	M/A	M/A	M/A	M/A	M/A	M/A	M/A					M/A					
11 Sammy Hunter	F 13:59	1-5	1-5	0-0	0	1	1	2	1	3	0	1	0	0	0	0	0	0	0	0	0	0	0	0	5	
25 Enrique Freeman	F 30:31	10-18	0-0	7-10	4	11	15	11	11	27	2	2	3	0	2	0	0	0	0	0	0	0	0	0	5	
2 Greg Tribble	G 30:22	5-6	0-0	6-6	1	1	2	4	5	16	2	2	3	0	2	0	0	0	0	0	0	0	0	0	34	
4 Trendon Hankerson	G 32:47	1-8	1-7	0-0	1	5	6	2	2	3	4	1	0	2	0	0	0	0	0	0	0	0	0	0	20	
5 Tavarri Johnson	G 29:17	3-9	1-3	1-2	1	0	1	4	0	8	4	0	0	1	1	1	1	1	1	1	1	1	1	1	6	
3 Kobe Mitchell	19:47	1-2	1-2	2-2	0	2	2	2	1	5	3	0	0	0	0	0	0	0	0	0	0	0	0	0	14	
34 Nate Johnson	29:53	3-6	1-2	1-2	1	1	2	1	2	8	0	0	0	0	0	0	0	0	0	0	0	0	0	0	22	
0 Amani Lyles	07:39	1-1	0-0	1-1	0	1	1	3	2	3	0	1	1	0	0	0	0	0	0	0	0	0	0	0	-1	
20 Evan Wilson	02:20	1-1	1-1	0-0	0	0	0	0	0	3	0	0	0	0	0	0	0	0	0	0	0	0	0	0	2	
12 Pat Mayfield	01:58	0-1	0-0	0-0	0	1	1	0	0	0	0	0	0	0	0	0	0	0	0	0	0	0	0	0	3	
Team					4	2	6			0																
Totals		26:57	6-20	18-23	12	25	37	19	24	76	11	11	7	4	4	4	4	4	4	4	4	4	4	4	4	25

Technical Fouls: NONE

	NIU	AKRON
Biggest lead	4 (1 st 5:14)	25 (2 nd 1:05)
Best Scoring Run	6 (1 st 5:14)	11 (1 st 0:51)
Lead Changes	5	5
Times Tied	5	5
Time with Lead	05:40	31:02

	Cu	Akron
Biggest lead	0 (1 st 20:00)	29 (2 nd 1:02)
Best Scoring Run	9 (1 st 3:53)	10 (2 nd 5:01)
Lead Changes	0	0
Times Tied	1	1
Time with Lead	00:00	39:21

Points from	Cu	Akron	Period	Period Scoring		
				1st	2nd	TOT
Turnovers	12	20	Akron	23	35	58
Paint	30	30	Akron	31	53	84
Second Chance	6	3				
Fast Breaks	9	18				
Bench	23	18				



Official Basketball Box Score - Final
Akron at Ball St.
 01/06/23 Worthen Arena, Muncie, Ind.
 2022-23 Men's Basketball

Game Time: 8:30 PM
 Game Duration: 2:12

Officials: John Floyd, Mason Siler, Jon Campbell

Akron - 63

Record: 9-6 (1-1)

NO. Name	Min	FG			3P			FT			Rebounds			Fouls			TP	AS	TO	ST	Blocks			+/-
		M/A	M/A	M/A	M/A	M/A	M/A	M/A	M/A	M/A	M/A	M/A	M/A	M/A	M/A									
11 Sammy Hunter	F 19:39	1-2	1-2	0-0	3	0	3	5	0	3	0	0	0	0	0	0	0	0	0	0	0	0	0	-11
25 Enrique Freeman	F 33:44	9-13	0-0	5-6	5	9	14	4	5	23	1	4	2	2	0	0	0	0	0	0	0	0	0	-4
2 Greg Tribble	G 29:43	3-10	0-0	8-10	1	1	2	4	5	14	0	0	0	0	0	2	0	0	0	0	0	0	0	-9
4 Trendon Hankerson	G 36:36	1-7	1-4	5-8																				



2022-23 Akron Men's Basketball Combined Team Statistics All games

Page 1/1
as of Jan 07, 2023

Game Records

Record	Overall	Home	Away	Neutral
ALL GAMES	9-6	8-0	0-3	1-3
CONFERENCE	1-1	1-0	0-1	0-0
NON-CONFERENCE	8-5	7-0	0-2	1-3

Score by Periods

Team	1st	2nd	OT	TOT
Akron	487	543	11	1041
Opponents	430	495	10	935

Team Box Score

No.	Player				Total			3-Point		F-Throw		Rebounds								PTS	AVG	
		GP-GS	MIN	AVG	FG-FGA	FG%	3FG-3FGA	3FG%	FT-FTA	FT%	OFF	DEF	TOT	AVG	PF	DQ	A	TO	BLK			STL
13	CASTANEDA, Xavier	13-13	422:42	32.5	64-161	.398	43-104	.413	83-103	.806	8	51	59	4.5	12	0	39	24	1	14	254	19.5
25	FREEMAN, Enrique	15-15	453:35	30.2	88-152	.579	0-1	.000	39-70	.557	53	106	159	10.6	32	0	33	36	15	14	215	14.3
4	HANKERSON, Trendon	15-15	487:17	32.5	43-115	.374	31-81	.383	18-24	.750	7	63	70	4.7	28	0	29	21	6	12	135	9.0
5	JOHNSON, Tavari	14-8	284:58	20.4	40-92	.435	15-39	.385	6-10	.600	6	31	37	2.6	22	0	26	34	3	15	101	7.2
2	TRIBBLE, Greg	15-15	410:11	27.3	37-94	.394	1-9	.111	29-40	.725	14	30	44	2.9	40	1	27	18	2	14	104	6.9
11	HUNTER, Sammy	15-8	278:30	18.6	33-106	.311	14-67	.209	6-9	.667	15	27	42	2.8	23	1	8	5	1	1	86	5.7
34	JOHNSON, Nate	15-1	291:41	19.4	24-52	.462	9-20	.450	5-8	.625	13	27	40	2.7	23	1	7	16	1	13	62	4.1
1	CLARKE, Garvin	8-0	138:03	17.3	7-30	.233	2-17	.118	4-7	.571	9	11	20	2.5	12	0	8	10	2	4	20	2.5
3	MITCHELL, Kobe	11-0	153:03	13.9	8-24	.333	6-22	.273	4-4	1.000	2	9	11	1.0	13	0	5	5	1	7	26	2.4
0	LYLES, Amani	14-0	73:54	5.3	8-17	.471	0-0	.000	9-15	.600	12	6	18	1.3	20	0	2	8	5	7	25	1.8
20	WILSON, Evan	6-0	19:13	3.2	3-7	.429	3-6	.500	0-2	.000	0	1	1	0.2	4	0	3	2	0	2	9	1.5
12	MAYFIELD, Pat	5-0	11:53	2.4	2-5	.400	0-2	.000	0-0	.000	0	5	5	1.0	0	0	0	0	1	1	4	0.8
Team											28	26	54				5					
Total		15	3025		357-855	.418	124-368	.337	203-292	.695	167	393	560	37.3	229	3	187	184	38	104	1041	69.4
Opponents		15	3025		354-858	.413	92-277	.332	135-194	.696	140	364	504	33.6	272	6	170	200	54	95	935	62.3

Team Statistics

	UA	OPP
Scoring	1041	935
Points per game	69.4	62.3
Scoring margin	+7.1	-
Field goals-att	357-855	354-858
Field goal pct	.418	.413
3 point fg-att	124-368	92-277
3-point FG pct	.337	.332
3-pt FG made per game	8.3	6.1
Free throws-att	203-292	135-194
Free throw pct	.695	.696
F-Throws made per game	13.5	9.0
Rebounds	560	504
Rebounds per game	37.3	33.6
Rebounding margin	+3.7	-
Assists	187	170
Assists per game	12.5	11.3
Turnovers	184	200
Turnovers per game	12.3	13.3
Turnover margin	+1.1	-
Assist/turnover ratio	1.0	0.9
Steals	104	95
Steals per game	6.9	6.3
Blocks	38	54
Blocks per game	2.5	3.6
Winning streak	0	-
Home win streak	8	-
Attendance	11139	7542
Home games-Avg/Game	8-1392	3-2514
Neutral site-Avg/Game	-	4-1603

Team Results

Date	Opponent		Score	Att.
11/07/2022	South Dakota St.	Wot	81-80	2157
11/11/2022	vs Mississippi St.	L	54-73	5213
11/15/2022	Morgan St.	W	65-59	1759
11/21/2022	vs Western Ky.	W	72-53	0
11/22/2022	vs LSU	L	58-73	1200
11/23/2022	vs Nevada	L	58-62	0
11/30/2022	at Marshall	L	57-68	4012
12/04/2022	Muskingum	W	80-33	1466
12/11/2022	Jackson St.	W	85-72	1385
12/14/2022	Wright St.	W	66-54	1398
12/19/2022	Maine	W	87-55	1424
12/22/2022	at Bradley	L	55-74	3530
12/30/2022	Concord	W	84-58	1550
01/03/2023	NIU	W	76-51	0
01/06/2023	at Ball St.	L	63-70	0



**2022-23 Akron Men's Basketball
Combined Team Statistics
In Conference games**

Page 1/1
as of Jan 07, 2023

Game Records

Record	Overall	Home	Away	Neutral
ALL GAMES	1-1	1-0	0-1	0-0
CONFERENCE	1-1	1-0	0-1	0-0
NON-CONFERENCE	0-0	0-0	0-0	0-0

Score by Periods

Team	1st	2nd	OT	TOT
Akron	59	80	0	139
Opponents	56	65	0	121

Team Box Score

No.	Player	Total			3-Point			F-Throw		Rebounds				Other								
		GP-GS	MIN	AVG	FG-FGA	FG%	3FG-3FGA	3FG%	FT-FTA	FT%	OFF	DEF	TOT	AVG	PF	DQ	A	TO	BLK	STL	PTS	AVG
25	FREEMAN, Enrique	2-2	64:16	32.1	19-31	.613	0-0	.000	12-16	.750	9	20	29	14.5	5	0	3	7	2	5	50	25.0
2	TRIBBLE, Greg	2-2	60:05	30.0	8-16	.500	0-0	.000	14-16	.875	2	2	4	2.0	8	0	2	2	0	3	30	15.0
5	JOHNSON, Tavari	2-2	58:56	29.5	6-20	.300	2-7	.286	1-2	.500	1	6	7	3.5	6	0	0	10	1	1	15	7.5
34	JOHNSON, Nate	2-0	47:14	23.6	5-9	.556	1-2	.500	3-4	.750	1	2	3	1.5	6	1	1	1	0	0	14	7.0
4	HANKERSON, Trendon	2-2	72:00	36.0	2-15	.133	2-11	.182	5-6	.833	1	10	11	5.5	4	0	5	4	2	0	11	5.5
20	WILSON, Evan	1-0	02:20	2.3	1-1	1.000	1-1	1.000	0-0	.000	0	0	0	0.0	0	0	0	0	0	0	3	3.0
11	HUNTER, Sammy	2-2	33:37	16.8	2-7	.286	2-7	.286	0-0	.000	3	1	4	2.0	7	1	0	1	0	0	6	3.0
3	MITCHELL, Kobe	2-0	46:49	23.4	1-4	.250	1-4	.250	2-2	1.000	0	2	2	1.0	2	0	3	1	0	1	5	2.5
0	LYLES, Amani	2-0	12:45	6.4	1-2	.500	0-0	.000	3-3	1.000	0	1	1	0.5	7	0	0	2	1	3	5	2.5
12	MAYFIELD, Pat	1-0	01:58	2.0	0-1	.000	0-0	.000	0-0	.000	0	1	1	1.0	0	0	0	0	1	0	0	0.0
Team											6	2	8					1				
Total		2	400		45-106	.425	9-32	.281	40-49	.816	23	47	70	35.0	45	2	14	29	7	13	139	69.5
Opponents		2	400		41-109	.376	5-29	.172	34-46	.739	28	40	68	34.0	42	3	11	30	10	12	121	60.5

Team Statistics

	UA	OPP
Scoring	139	121
Points per game	69.5	60.5
Scoring margin	+9.0	-
Field goals-att	45-106	41-109
Field goal pct	.425	.376
3 point fg-att	9-32	5-29
3-point FG pct	.281	.172
3-pt FG made per game	4.5	2.5
Free throws-att	40-49	34-46
Free throw pct	.816	.739
F-Throws made per game	20.0	17.0
Rebounds	70	68
Rebounds per game	35.0	34.0
Rebounding margin	+1.0	-
Assists	14	11
Assists per game	7.0	5.5
Turnovers	29	30
Turnovers per game	14.5	15.0
Turnover margin	+0.5	-
Assist/turnover ratio	0.5	0.4
Steals	13	12
Steals per game	6.5	6.0
Blocks	7	10
Blocks per game	3.5	5.0
Winning streak	0	-
Home win streak	1	-
Attendance	0	0
Home games-Avg/Game	1-0	1-0
Neutral site-Avg/Game	-	0-0

Team Results

Date	Opponent		Score	Att.
01/03/2023	NIU	W	76-51	0
01/06/2023	at Ball St.	L	63-70	0