

AKRON BASKETBALL

Game 17 | vs Eastern Michigan



122nd Season | MAC Tournament Champions: 2009, 2011, 2013, 2022 | MAC Regular-Season Champions: 2012, 2013, 2016, 2017, 2020

2022-23 BASKETBALL SCHEDULE

Date	Opponent	TV	Time
Nov. 7	South Dakota State W	81-80 OT
Nov. 11	Mississippi State \$ L	73-54
Nov. 15	Morgan State W	65-59
Nov. 21	Western Kentucky % W	72-53
Nov. 22	LSU % L	73-58
Nov. 23	Nevada % L	62-58
Nov. 30	Marshall L	68-57
Dec. 4	Muskingum W	80-33
Dec. 11	Jackson State W	85-72
Dec. 14	Wright State W	66-54
Dec. 19	Maine W	87-55
Dec. 22	Bradley L	74-55
Dec. 30	Concord W	84-58
Jan. 3	Northern Illinois * W	76-51
Jan. 6	Ball State * L	70-63
Jan. 10	Bowling Green * W	74-70
Jan. 13	Eastern Michigan *	ESPNU 7 PM
Jan. 17	Central Michigan *	ESPN3/+ 7 PM
Jan. 21	Western Michigan *	ESPN3/+	2:30 PM
Jan. 24	Miami *	ESPN3/+	.. 7 PM
Jan. 28	Ohio *	ESPN3/+	.. 2 PM
Jan. 31	Buffalo *	WC TBA
Feb. 4	Kent State *	WC TBA
Feb. 7	Toledo *	ESPN3/+	.. 7 PM
Feb. 11	Ohio *	WC TBA
Feb. 14	Eastern Michigan *	ESPN3/+ 7 PM
Feb. 18	Buffalo *	WC TBA
Feb. 21	Toledo *	ESPN3/+ 7 PM
Feb. 25	Western Michigan *	ESPN3/+	.. 4 PM
Feb. 28	Ball State *	ESPN3/+	.. 7 PM
March 3	Kent State *	WC TBA

Home games **BOLD** | All Game Times and Dates subject to change | WC - MAC 21-day Wildcard Game Selection | * MAC game
\$ Barstool Sports Invitational - Philadelphia, Pa.
% Cayman Islands Classic - Grand Cayman Island

Akron (10-6, 2-1) vs Eastern Michigan (4-12, 1-2)

Friday, Jan 13 • James A. Rhodes Arena

Akron, Ohio • 7 PM • ESPNU



EASTERN MICHIGAN HEAD COACH

Stan Heath (EMU '88)

Overall Record: 223-240 (15th Season)

Record at EMU: 14-33 (2nd Season)

MAC Record: 23-18 (at EMU and Kent St.)



AKRON ZIPS HEAD COACH

John Groce (Taylor '94)

Career Record: 286-197 (15th Season)

Record at Akron: 104-65 (6th Season)

Overall MAC Record: 90-69 (at Ohio and Akron)

ALL-TIME SERIES

Akron Leads: 34-23

Last Meeting: Akron 67, Eastern Michigan 48

First Meeting: Akron 62, Eastern Michigan 55

In Akron: 19-9, Neutral: 3-1, In Ypsilanti: 12-13

Groce vs. EMU 6-3 (8-5 Overall)

at Gervin GameAbove Center on Feb. 22, 2022

in Akron on Feb. 3, 1968

BROADCAST

TV/Video: ESPNU - Robert Lee (PxP) and Brooke Weisbrod (analyst)

Radio: Akron Sports Network - Dave Skoczen (PxP), Joe Dunn (Analyst)-WHLO 640 AM (iHeart Radio)

Live Stats: GoZips.com/Schedule - Live Stats

QUICK HITS

- Akron is one of two teams in the MAC to play 5 Top 100 NET teams in non-conference play this season: Buffalo (6), Akron (5), Miami (4), Eastern Michigan (3), Northern Illinois (3), Ohio (3), Kent State (3), Toledo (3), Western Michigan (3), Central Michigan (2), Ball State (0), Bowling Green (0).

- Akron is 10-6 this season with all six losses coming from opponents in the Top 100 NET rankings with a total win-loss record of 57-14 before conference play: 76 LSU (12-1), 37 Mississippi State (11-2), 55 Nevada (12-3), 66 Marshall (12-3) and 62 Bradley (10-5). Zips fell to 100 Ball State (8-7)

- The Zips are undefeated at James A. Rhodes Arena this season and riding a 10-game home court winning streak dating back to the 2021-22 season. The Zips last setback came from NIU (66-63) on Feb. 17, 2022. Akron is 8-0 at the JAR this year defeating, South Dakota State, Morgan State, Muskingum, Jackson State, Wright State, Maine, Concord and Northern Illinois.

- Freeman and Castaneda rank in the NCAA Top 50 in six categories
Freeman: 5th REBS/G (10.9), 6th Double-Doubles (9), 6th REBS (175), 11th DREB/G (7.44), 18th OREB/G (3.5), 43rd FG% (57.7)
Castaneda: 10th FTM (84), 13th 3PT FG/G (3.29), 21st FTA (104), 33rd PPG (19.3), 34th 3PT Made (46), 47th 3PT FG% (.411)

Akron	STAT BREAKDOWN	EMU
69.7	SCORING AVERAGE	73.1
+6.9	SCORING MARGIN	-7.1
.417	FG PERCENTAGE	.430
.339	3PT PERCENTAGE	.324
8.4	3PT FG MADE PER GAME	6.4
.706	FT PERCENTAGE	.761
37.2	REBOUND PER GAME	31.9
+3.6	REBOUNDING MARGIN	-5.4
12.6	ASSISTS PER GAME	9.8
12.1	TURNOVERS PER GAME	11.9
6.9	STEALS PER GAME	7.3
2.6	BLOCKS PER GAME	2.1

2022-23 AKRON BASKETBALL

PROBABLE STARTERS



AKRON QUICK FACTS

Location Akron, Ohio (44325)
 Population 200,000 (fifth largest in Ohio)
 Founded 1870 (as Buchtel College)
 Enrollment 20,500
 Nickname Zips
 Colors Blue (PMS 282) and Gold (PMS 7503)
 Conference Mid-American
 President Dr. Gary L. Miller
 Director of Athletics Charles Guthrie
 Deputy AD Markus Jennings
 Sr Associate AD/SWA Jackie Wallgren
 Faculty Athletics Representative ... Dr. Matthew Juravich
 Athletic Dept. Phone: (330) 972-7080
 Ticket Office Phone: 1-888-99-AKRON

JAMES A. RHODES ARENA

Capacity 5,500
 Opened December 3, 1983
 W, 78-74 over Eastern Michigan
 Seating 2,096 arm-chair seating
 3,404 bleacher-style seating
 Record at Rhodes Arena.... 448-135 (.767) - 39 Seasons
 Record under John Groce 104-65 (6th Season)
 Press Row Phone (330) 374-8771

PROGRAM HISTORY

Seasons of Basketball 122nd
 First Season of Basketball 1901-02
 Seasons of Division I Basketball 42nd
 First Season of Division I Basketball 1980-81
 All-Time Record 1,681-1,067 (.611)
 All-Time Division I Record 721-547 (.564)
 All-Time MAC Record 290-238 (.543) 29 seasons
 MAC Tournament Titles 4 (2009, 2011, 2013, 2022)
 MAC Regular Season Titles 5 (2012, 2013, 2016, 2017, 2020)
 NCAA Tournament Appearances 14
 NCAA DI Tournament Appearances (Yrs) .5 (1986, 2009, 2011, 2013, 2022)
 NIT Appearances (Yrs) 7 (1987, 1989, 2006, 2008, 2012, 2016, 2017)
 CBI Appearances (Yrs) 1 (2010)
 CIT Appearances (Yrs) 1 (2014)

GoZips.com

Twitter @ZipsMBB | @JohnGroce | @AkronZips
 Facebook Facebook.com/ZipsMBB | /AkronZips
 Instagram @ZipsMBB
 YouTube YouTube.com/ZipsAthletics

ATHLETICS COMMUNICATIONS

Brian Dennison (Men's Basketball Contact)
 Assistant Director for Communications
 (330) 972-6292 office | (330) 962-0366 cell
 bld2@uakron.edu

Sean Palchick (Women's Basketball Contact)
 Associate Director of Athletics Communications
 Office Phone: (330) 972-2677
 Email: spalchick@uakron.edu

WHAT'S AHEAD

Akron is back at James A. Rhodes Arena for a nationally televised game on ESPNU as the Zips host Eastern Michigan on Friday, Jan. 13 at 7 p.m. Fans can follow the action on ESPNU with Robert Lee (PxP) and Brooke Weisbrod (analyst) on the call or listen to Akron Sports Radio Network on WHLO 640 AM with Dave Skoczen (PxP) and Joe Dunn (analyst). Live stats are also available on GoZips.com.

THE AKRON-EASTERN MICHIGAN SERIES

Friday's game marks the 58th meeting in series history between Akron and Eastern Michigan, and 14th meeting for a Groce coached squad, 10th at Akron. Akron holds a 34-23 all-time series advantage while Groce is 8-5 overall against the Eagles all-time and 6-3 at Akron.

The Zips have won 24 of the last 30 meetings, including 11-of-14 games. Zips swept the 2021-22 series, winning 46-44 at James A. Rhodes Arena and 67-48 at Gervin GameAbove Center. The two teams split the 2020-21 season series with lopsided victories defending their respective home courts. Eastern Michigan won the first meeting this season 71-59 at EMU Convention Center and Akron claimed the second meeting 86-65 at The JAR.

Akron won both meetings in 2019-20 (59-58 H and 64-45 A) and the lone meeting in 2018-19 season (51-49 A), snapping EMU's two-game winning streak. In 2017-18, Eastern Michigan snapped Akron's five game winning streak in the series with a 63-49 win at the Convocation Center. In addition, the Eagles came from behind to advance to the semifinals of the MAC Tournament with a 67-58 win. EMU overcame a 19-point deficit in the second half, 47-28 Zips with 12:30 remaining in the game.

The Zips won both regular-season meetings in 2016-17, 70-63 on Jan. 20, at Rhodes Arena and 87-76 on Feb. 10, at the EMU Convocation Center. The Zips and the Eagles played a third time during the 2016-17 season. Akron met Eastern Michigan in the quarterfinal of the MAC Tournament for the second-straight season. The No. 1 ranked Zips defeated the No. 8 ranked Eagles, 79-62, at Quicken Loans Arena on March 9, 2017. Akron is 5-1 in the MAC Tournament against the Eagles.

SCOUTING THE EAGLES

Under the direction of second-year head coach Stan Heath, the Eagles own a 4-12 overall record and stand 1-2 in MAC play. The Eagles posted their first league win against Central Michigan (62-56), but fell in the opener to Bowling Green (91-65) and the last time out at Western Michigan (85-79). EMU is 3-3 at home, 1-6 on the road and 0-3 in neutral site games this season.

The Eagles average 73.1 points per game on 43.0 percent shooting from the floor and 32.4 percent effort from beyond the 3-point arc, draining 6.4 triples a game. In addition, the Eagles shoot 76.1 percent from the free throw line with 14.5 FT made per game.

EMU has three players scoring in double figures led by the MAC leading scorer Emoni Bates. Bates averages a league-best 20.9 points per game and a team-high 6.0 rebounds per game with 90 total boards. He shoots 43.4 percent from the field, including a 35.9 percent average from deep while knocking down a team-best 42 trifectas. He visited the charity stripe on 87 occasions and cashed in with 67 bonus buckets for a 77.0 free throw percentage. Bates adds 16 assists, 13 steals and six blocked shots.

Tyson Acuff and Noah Farrakhan follow, averaging 12.7 and 12.3 points per game, respectively. Acuff is second from beyond the arc, draining 22 triples at a 27.8 rate, while Farrakhan follows with 14 3-point makes at a 25.9 clip. Acuff leads the squad in assists (43) and steals (23) and adds 46 rebounds to the team total. Farrakhan dished out 40 assists and grabbed 56 total boards.

Defensively, Eastern Michigan allows its opponents to score 80.1 points per game on 48.8 percent shooting from the floor and 34.4 percent from 3-point range, allowing 8.1 long distance strikes per night. The Eagles caused 213 turnovers (13.3 to/g) with 116 steals (7.3 stl/g). EMU is outrebounded by the opponent by a -5.4 margin as the opponent grabbed 597 total boards (37.3 rebs/g) compared to the 510 total rebounds (31.9 rebs/g) secured.

HOME SWEET HOME

The Zips own a 449-135 (.767) all-time record at Rhodes Arena. In the last 16 seasons, Akron has posted a 245-38 (.864) record at the JAR. Under coach Groce Akron is 70-13 (.825) at home. The Zips are 8-0 at home in 2022-23. Akron went 12-4 at Rhodes Arena in Groce's first year as head coach and followed with a 14-3 effort. The Zips went 15-2 at home in 2019-20 en route to the regular season MAC Championship. During COVID shortened season, Akron posted a 9-1 mark at the JAR (2020-21) and last season the Zips posted a 12-3 record. Groce became the third Akron coach since 1940 to win his first six home games in the first season as head coach. The Zips rattled off seven straight wins at the JAR before falling in the MAC home opener to Buffalo. The Zips set the all-time longest home winning streak record at Rhodes Arena with 30 consecutive wins during the 2015-17 seasons, replacing the 26-game run the Zips made during the 1985-87 seasons under head coach Bob Huggins. The streak ranked No. 2 in the NCAA.

AKRON IN THE MAC

Akron is 42-17 over the last three seasons in MAC play, owning the highest winning percentage (.714) in the league. The Zips are 28-13 in the MAC under the new conference format without divisions (new in 2020-21). Akron is 82-23 (.795) at home in league play since the start of the 2011 MAC schedule.



2022-23 AWARDS AND HONORS

MAC Player of the Week
Enrique Freeman (Jan. 9)

Cayman Islands Classic All-Tournament Team
Xavier Castaneda

2022-23 PRESEASON POLL

MAC Men's Basketball Preseason Coaches Poll

1. Kent State (6) - 135 points
2. Toledo (4) - 131
3. Akron (2) - 127
4. Ball State -- 94
5. Ohio -- 91
6. Buffalo -- 82
7. Eastern Michigan -- 68
8. Western Michigan -- 66
9. Bowling Green -- 42
10. Central Michigan -- 38
11. Miami -- 36
12. Northern Illinois - 26

MAC Tournament Champion: Kent State (4), Toledo (3), Akron (2), Eastern Michigan (1), Western Michigan (1)

Preseason All-MAC First Team

Enrique Freeman, F, Akron, Jr.
Payton Sparks, C, Ball State, So.
Sincere Carry, G, Kent State, R-Sr.
JT Shumate, F, Toledo, Sr.
Lamar Norman Jr., G, Western Michigan, Sr.

Preseason All-MAC Second Team

Xavier Castaneda, G, Akron, Sr.
Kevin Miller, G, Central Michigan, So.
Emoni Bates, F, Eastern Michigan, So.
Malique Jacobs, G, Kent State, R-Sr.
Setric Millner Jr., F, Toledo, Sr.

2021-22 MAC Postseason Awards

Defensive Player of the Year
Enrique Freeman

All-Defensive Team
Enrique Freeman

Second Team All-MAC
Enrique Freeman

Honorable Mention
Xavier Castaneda

In 2021-22, Freeman ranked No. 1 in the nation in field goal percentage (.665) and landed in the NCAA Top 20 in six categories: No. 4 total rebounds (367), No. 6 rebounds per game (10.8), No. 8 double-doubles (18), No. 9 defensive rebounds per game (7.53) and No. 19 offensive rebounds per game (3.26). Freeman was one of 13 players in the NCAA to average a double-double in points (13.2) and rebounds (10.8). He led the MAC in 5-of-6 categories, ranking No. 2 in offensive rebounds per game.

UA has seen a ton of success in league play since the start of the 2004-05 season, and is 211-99 overall (.681), including a 127-30 mark in MAC play at home (.822). The Zips' 211 wins are the most in the league during that stretch. The Zips have won 126 of their last 182 MAC games (.694).

OPENING MAC PLAY

Akron is 23-8 in MAC openers since joining the league in 1992. Over the last 16 seasons, the Zips are 14-3 in MAC openers. Akron has won the last 14-of-15 MAC openers, including a 5-1 mark under head coach John Groce. The Zips fell in Groce's initial MAC opener, but have won four straight leading into the 2022-23 opener.

ON THE ROAD

Akron is 1-3 in true road games this season, snapping a three-game setback streak at Bowling Green (74-70). Akron fell to Ball State (70-63), Marshall (68-57) and Bradley (74-55). The Zips are 1-3 in neutral site games this season. Akron finished 8-4 on the road in 2021-22, dropping the season opening game to Ohio State (67-66) as time expired and defeating Wright State by a decisive 18 points (66-48). The Zips second road setback came against Kent State (67-55) in the first installment of the 2021-22 Wagon Wheel series. Zips bounced back with 91-66 win over Bowling Green and a 60-56 win over Central Michigan. The Zips fell at Toledo (84-76). Zips defeated Miami (71-59) and NIU (70-64) in back-to-back road contests but fell to WMU (61-57). Akron defeated Eastern Michigan 67-48, Ohio (91-83) and Ball State (79-60) to end the season.

TEAM CAPTAINS

For the first time in six seasons, Akron head coach John Groce named captains for Zips basketball. Enrique Freeman, Xavier Castaneda, Greg Tribble and Trenderon Heankerson were nominated and accepted their new roles as Akron heads into Mid-American Conference play.

MR. DOUBLE-DOUBLE

Enrique Freeman is averaging a double-double in points and rebounds, scoring 14.8 points per game and grabbing 10.9 boards per contest. He ranks 6th in the NCAA with nine double-doubles which tops the MAC. He pulled down double-digit rebounds in 11-of-16 outings, including a 15-rebound, 27-point performance in the MAC opener against NIU. In addition, he has nine double-digit scoring efforts, scoring 27, 23 (2x), 21, 18 (2x), 17 (2x), 14, 11 and 10-points. He is currently ranked in rebounds per game (10.9 - 5th-NCAA, 1st-MAC), double-doubles (9 - 6th-NCAA, 1st-MAC), total rebounds (175 - 6th-NCAA, 1st-MAC), defensive rebounds per game (7.44 - 11th-NCAA, 1st-MAC), offensive rebounds per game (3.5 - 18th-NCAA, 1st-MAC), and field goal percentage (57.7 - 43rd NCAA - 1st MAC). Freeman earned MAC Player of the Week, averaging 25 points and 14.5 rebounds to open league play (Jan. 9).

X FACTOR

Xavier Castaneda leads the Akron Zips and is second in the MAC in scoring with 19.3 points per game (33rd NCAA, 2nd MAC). He scored in double figures 13-of-14 games, including a pair of 30+ point performances. He set a career-high 33 points against Maine and opened the season with 31 points against South Dakota State. Castaneda registered four 20+ point efforts against LSU (28), Jackson State (23) and Mississippi State (20). He is shooting 41.1 percent from long distance (47th NCAA, 2nd MAC) and averages 3.29 trifectas per game (13th NCAA, 1st MAC) with a team-best 46 triples (34th NCAA, 1st MAC). Castaneda is the squad's assist leader, dishing out 3.14 helpers per game with 44 assists to date. He ranks in the NCAA Top 50 in free throws made (84 - 10th NCAA, 1st MAC), free throw attempts (104 - 21st NCAA, 2nd MAC). Castaneda was named to the 2022 Cayman Islands Classic All-Tournament team, averaging 18.3 points, 4.3 rebounds and 2.7 assists.

JOHNSON N JOHNSON

Freshmen Nate Johnson (redshirt) and Tavari Johnson are starting to impact the Zips offensive output. Nate Johnson averages 19.2 minutes per game, scoring 4.0 points on 45.3 percent shooting from the floor. He shoots 45.0 percent from deep, draining 9-of-20 long-distance buckets. He impacts both ends of the floor, grabbing 44 rebounds for 2.8 per game and adds 13 steals. Tavari Johnson had a breakout game against Nevada in the Cayman Islands with a career-high 21 points on 9-of-10 shooting from the field and a perfect 3-of-3 showing from downtown. He joined the starting lineup on Dec. 4 and averages 20.0 minutes and 6.9 points per game. He shoots 42.3 percent from the floor and 37.2 percent from deep with 16 made trifectas. He adds 38 rebounds, 27 assists and 15 steals.

LAST TIME VS EASTERN MICHIGAN

The Akron Zips defeated Eastern Michigan 67-48 behind three double-digit performances from Ali Ali, Xavier Castaneda and Enrique Freeman at the EMU Convocation Center. Ali scored a team-high 17 points with nine points coming in the second half, while Castaneda and Freeman collected 15 points each. Freeman grabbed eight rebounds and Castaneda secured seven.

Akron led wire to wire as the Zips (17-9, 10-6 MAC) opened the game with a 7-0 run and extended the lead to as many as 15 points before the first half ended. Castaneda contributed 11 points in the opening stanza on 4-of-6 shooting from the floor, including a 3-of-5 effort from deep and five rebounds. Freeman followed with 10 points and four rebounds to go along with two blocked shots and was responsible for a tip-in at the end of the half that gave the Zips the largest lead before the break, 39-24. The Zips defensive efforts limited EMU to shoot just 10-of-30 in the initial 20 minutes. Eagles also struggled from deep, connecting on three triples on 15 attempts. Akron went 15-of-27 (.556) from the floor, 4-of-8 (.500) from deep and 5-of-6 (.833) from the free throw line.

In the second half, Akron lead never dipped below double-digits and Akron used it's best scoring run (nine points) to push the lead to a 19-point advantage by the mid-point. The Zips close-out the game with the same point differential. Akron won the battle in the paint 28-20 and outrebounded EMU 36-30.

Noah Farrakhan led the Eagles with a game-high 21 points. The Zips' defense did not allow any other EMU player to score more than six points, limiting the home team to shooting just 20-of-56 (.357) from the field and 4-of-22 (.182) from deep.



AKRON'S RECORD WHEN...

At home	8-0
On the road	1-3
Neutral	1-3
Playing on National TV	0-1
In overtime	1-0
In games decided by 1-2 points	1-0
In games decided by 3-5	2-1
In games decided by 6-10 points	2-1
In games decided by 11-20 points	2-3
In games decided by 21 or more	3-0
Scoring First	8-1
Leading at half	6-2
Tied at half	1-0
Trailing at half	1-4
Leading with 10:00 remaining	7-2
Trailing with 10:00 remaining	3-4
Tied with 10:00 remaining	0-0
Leading with 5:00 remaining	9-2
Trailing with 5:00 remaining	1-4
Tied with 5:00 remaining	1-0
UA shoots 50% or better	5-0
UA shoots less than 50%	5-6
UA shoots better than opponent	8-1
UA shoots worse than opponent	2-5
UA shoots the same FG% as opponent	0-0
Opponent shoots 50% or better	3-3
UA out-rebounds opponent	7-3
Opponent out-rebounds UA	2-3
Rebounds are tied	1-0
UA shoots 70% or better at FT line	7-2
UA has more FT attempts	7-2
Opponent has more FT attempts	2-4
FT attempts are tied	0-0
UA shoots 40% or better from 3-point	4-3
UA shoots under 40% from 3-point	6-3
UA has more turnovers than opponent	0-4
UA has less turnovers than opponent	8-2
Turnovers are tied	2-0
UA scores 90-plus points	0-0
UA scores 80-89 points	6-0
UA scores 70-79 points	2-0
UA scores 60-69 points	2-1
UA scores 50-59 points	0-5
UA scores 49 or less points	0-0
Opponent scores 90-plus points	0-0
Opponent scores 80-89 points	1-0
Opponent scores 70-79 points	2-4
Opponent scores 60-69 points	0-2
Opponent scores 50-59 point	4-0
Opponent scores 49 or less points	1-0

AKRON STREAKS...

Current Streak	Won 1
Home Court Streak	Won 10
Road Streak	Won 1
Neutral Court Streak	Lost 2
Last 5 Games	3-2
Last 10 Games	6-4

AKRON BY MONTH...

November	3-4
December	5-1
January	2-1
February	0-0
March	0-0

AKRON BY DAY OF THE WEEK...

Sunday	2-0
Monday	3-0
Tuesday	3-1
Wednesday	1-1
Thursday	0-1
Friday	1-2
Saturday	0-1

LAST TIME OUT

The Akron Zips received a total team effort for their first road win of the season, defeating Bowling Green 74-70 at the Stroh Center. The Zips (10-6, 2-1) battled the Falcons (8-8, 2-1) to the final seconds of regulation behind a third-straight double-double from Enrique Freeman, a career performance by Sammy Hunter, the return of Xavier Castaneda and a pair of clutch free throws by Nate Johnson to ultimately hand Bowling Green its first Mid-American Conference loss.

Freeman recorded his ninth double-double of the season, scoring 21 points and grabbing 16 rebounds, with 15 of those points and 11 rebounds coming in the second half. The reigning MAC Player of the Week added a 90-percent (9-of-10) shooting performance from the free throw line. Hunter followed with a career-high 19 points on 7-of-9 shooting from the floor, including a career-best 4-of-6 from beyond the 3-point arc. He kept the Zips in the game throughout the first 20-minutes, knocking down big shot after big shot.

The Zips trailed by as many as nine points (33-24) in the first half, but Akron used three straight stops to spark a 9-0 run to knot the game at 33 points apiece. Senior Tendon Hankerson (Novi, Mich.) started the run with a blocked shot and junior Greg Tribble (Cincinnati, Ohio) turn the stop into two points at the other end of the floor. On the ensuing play, Castaneda stripped BG's Samari Curtis and found Hunter for a transition three, while Tribble recorded the next steal and led Castaneda to a fastbreak layin. At halftime the game was tied 36-36.

Castaneda contributed eight points in the first frame, and followed with eight in the second half for a 16-point returning performance. He scored six crucial points with an old-fashioned 3-point play at 8:55 to tie the game (58-58) and a 3-pointer with the shot clock expiring with 2:08 left to play for what proved to be the Zips final lead (71-68).

The Falcons pulled within one-point (71-70) before Freeman split a pair of free throws to give Akron a two-point advantage. On the other end of the floor, Johnson grabbed a defensive rebound, causing the home team to foul, and buried the pair of bonus buckets to secure the win with less than a second on the clock.

Bowling Green shot 49.1 percent from the field (26-of-53) and 49.1 percent (10-of-21) from beyond the arc in a game that featured 16 lead changes and eight tied scores. Leon Ayers led the Falcons with 19 points, while Kaden Metheny and Rashaun Agee added 16 and 11 points, respectively.

Akron edged the Falcons on the glass 35-33 and won the turnover battle 9-12 with seven steals, two steals each from Hankerson, Tribble and Hunter.

FREEMAN NAMED MAC PLAYER OF THE WEEK

Junior forward Enrique Freeman was named Mid-American Conference Player of the Week after the opening week of conference play, the league announced on Jan. 9.

In the opening week of MAC play, Freeman led the Zips to a 1-1 overall mark by averaging a double-double with 25 points and 14.5 rebounds. Freeman posted its seventh and eighth double-double of the season, ranking seventh in the NCAA and first in the MAC. For the week, Freeman shot 61.3 percent from the field (19-of-31) and 75.0 percent from the free throw line (12-of-16) while adding five steals, three assist and two blocked shots.

In the MAC opener, Freeman registered a career-high 27 points and matched a season-best 15 rebounds en route to a 76-51 win over Northern Illinois at the JAR. He shot 55.6 percent from the field (10-of-18) and added a 70.0 percent showing from the charity stripe (7-of-10). Freeman grabbed 11 defensive rebounds and secured four offensive boards. Freeman also swiped team-best three steals with two assists.

In the second MAC game of the week, a 70-63 setback at Ball State, Freeman led all scorers with 23 points and grabbed a game-high 14 rebounds. He shot 69.2 percent from the field (9-of-13) with an 83.3 performance from the free throw line (5-of-6). Freeman secured nine defensive rebounds and five offensive boards, while adding two blocks, two steals and one assist.

On the season, Freeman averages a double-double with a second-best 14.3 points and team-high 10.6 rebounds per game. He also contributes 2.2 assists and 1.0 blocks per game.

RETURN TO THE CAYMAN ISLANDS CLASSIC

The Akron men's basketball team placed fourth overall at the 2022 Cayman Islands Classic as the Zips fell 62-58 to Nevada at John Gray Gymnasium. The Zips finished the tournament 1-2, defeating Western Kentucky (72-53) to advance to the semifinals before falling to LSU (73-58). Xavier Castaneda earned All-Tournament team honors. In three games, Jackson averaged 18.3 points, 4.3 rebounds and 2.7 assists. Castaneda posted a 28-point performance against LSU.

In 2018, Akron went 1-2 in its inaugural Cayman Islands Classic appearance at John Gray Gymnasium. The Zips opened against No. 16 ranked Clemson, falling 72-69. Akron and Illinois State battled in the second game as the Redbirds posted a 73-68 win. The Zips played St. Bonaventure in their final game and rallied to a 61-49 win. Loren Cristian Jackson earned All-Tournament team honors. In three games, Jackson averaged 16.3 points, 4.3 Assists and 2.3 rebounds. Jackson opened the tournament with a 25-point performance against No. 16 ranked Clemson.

CAYMAN ISLANDS CLASSIC RECAP

Akron advanced to the semifinal round of the 2022 Cayman Islands Classic after defeating Western Kentucky 72-53. Enrique Freeman registered his third double-double of the season as he led the Zips with 18 points and 11 rebounds. Greg Tribble matched Freeman's team-high 11 rebounds as the Zips owned the glass, posting a lopsided 43-16 rebounding advantage. Xavier Castaneda followed with 16 points, while three players recorded nine points - Tribble, Tendon Hankerson and Nate Johnson. Johnson shot perfect from downtown, draining all



1,000 CAREER POINT CLUB

Rk.	Pts.	(Games)
1.	2,583*	Joe Jakubick, 1980-84 (108)
2.	2,028	Len Paul, 1969-73 (107)
3.	1,810	Eric McLaughlin, 1985-89 (115)
4.	1,657	John Britton, 1975-79 (91)
5.	1,630	Bill Turner, 1962-67 (106)
6.	1,587	Loren Cristian Jackson, 2018-21 (87)
7.	1,577	Jimmal Ball, 1997-2000 (107)
8.	1,491	Romeo Travis, 2004-07 (122)
9.	1,445	Don Williams, 1963-67 (107)
10.	1,442	Alex Adams, 1959-61 (85)
11.	1,437	Bob Smith, 1964-68 (102)
12.	1,425	Mike Harkins, 1951-56 (65)
13.	1,415	Mark Alberts, 1988-93 (106)
14.	1,413	Shawn Roberts, 1985-89 (117)
15.	1,377	Darryl Peterson, 2002-06 (122)
16.	1,374	Isaiah Johnson, 2013-2017 (136)
17.	1,319	Jim Fenton, 1951-54 (66)
18.	1,283	Jami Bosley, 1998-2000 (75)
19.	1,265	Zeke Marshall, 2010-13 (138)
20.	1,259	Jimond Ivey, 2015-2019 (133)
21.	1,258	Fritz Nagy, 1943-47 (63)
22.	1,229	Fred Golding, 1955-59 (97)
23.	1,217	Bob Whaley, 1956-60 (99)
24.	1,215	George Phillips, 1996-2000 (109)
25.	1,210	Jerry Sloan, 1964-68 (100)
26.	1,193	Climon Lee, 1957-61 (95)
27.	1,190	Derrick Tarver, 2003-04 (55)
28.	1,185	Anthony Buford, 1987-90 (80)
29.	1,158	Nikola Cvetinovic, 2009-12 (141)
30.	1,152	Ray Pryear, 1955-59 (91)
31.	1,151	Jeremiah Wood, 2004-08 (101)
32.	1,147	Daniel Utomi, 2015-2019 (97)
33.	1,143	Ryan Andrick, 1996-2000 (102)
34.	1,142	Brett McKnight, 2007-11 (125)
35.	1,136	Andy Hipsher, 2000-04 (120)
36.	1,120	Cedrick Middleton, 2005-08 (130)
37.	1,108	Marcel Boyce, 1985-87 (59)
38.	1,091	Demetrius Treadwell, 2012-2014 (96)
39.	1,087	Nick Dials, 2006-08 (101)
40.	1,086	Larry Jenkins, 1970-74 (75)
41.	1,055	Bobby Walker, 1946-50 (75)
42.	1,046	Dru Joyce, 2004-07 (123)
43.	1,041	Hank Vaughn, 1946-50 (75)
44.	1,023	Nate Linhart, 2006-09 (134)
45.	1,019	Antino Jackson, 2014-2017 (106)
46.	1,013	Sam Serves, 1942-47 (94)

*Top 50 in NCAA history

GRECE DEBUTS WITH A WIN

Zips' head coach John Groce has spent over two decades on the sidelines of a basketball court as a coach and enters his 15th season as the lead man, and sixth at Akron. On April 6, 2017, Groce was named the 22nd head coach in Akron Basketball history.

On Nov. 11, 2017, Groce and the Zips accomplished something that has only been done 10 times in Akron's history, debuting a coaching career with a win. Akron defeated Cleveland State 67-57 in Groce's Akron coaching debut to become the first coach since the 1984-85 season to win their initial game.

In fact, the last coach to start his Akron career with a win was Bob Huggins during the 1984-85 season against Western Illinois, 64-57. Prior to Huggins, six coaches were unsuccessful in accomplishing that feat since Thomas Dowler did so in 1939-40 against Franklin, 34-25.

three of his 3-point attempts, while Hankerson (2 of 4) and Tribble (1 of 2) shot 50-percent from beyond the arc.

Akron held a two-point lead at halftime, but couldn't overcome an 8-2 run to open the second half as LSU defeated the Zips 73-58 in the semifinal round of the 2022 Cayman Island Classic. Xavier Castaneda led Akron in scoring with a game-high 28 points while adding six rebounds and four assists. Sammy Hunter followed with 13 points and Enrique Freeman grabbed a game-high 10 rebounds. Akron won the battle of the glass, outrebounding LSU 36-31.

Akron placed fourth overall at the 2022 Cayman Islands Classic as the Zips fell 62-58 to Nevada. Freshman Tavari Johnson (Chicago, Ill.) led the Zips offense with a career-high 21 points on 9-of-10 shooting from the field, including a perfect 3-of-3 from beyond the 3-point arc. Xavier Castaneda followed in scoring for Akron with 11 points, while Enrique Freeman added nine points and a team-best nine rebounds. Trendon Hankerson pulled down a second-best seven rebounds as the Zips and Wolf Pack were deadlocked at 33 rebounds apiece.

FREEMAN 2022-23 LOU HENSON NATIONAL PLAYER OF THE YEAR WATCH LIST

Junior Enrique Freeman (Cleveland, Ohio) has been named to the 2022-23 Lou Henson National Player of the Year Watch List, Collegian.com announced on Wednesday (Nov. 23). Freeman is one of 50 players on the watch list and one of four from the Mid-American Conference to be considered for the 2022-23 mid-major national player of the year award. Freeman is joined by Emoni Bates (Eastern Michigan), Sincere Carry (Kent State) and RayJ Dennis (Toledo).

AKRON BASKETBALL AT A GLANCE

The Zips return nine players from last season's championship squad and adds six newcomers headlined by transfers graduate Trendon Hankerson (Novi, Mich.) and junior Sammy Hunter (Nassau, Bahamas). Also joining the Blue and Gold for 2022-23 are freshmen Tavari Johnson (Chicago, Ill.), Amani Lyles (Columbus, Ohio), Prince Mosengo (Congo, Africa) and Ryan Prather, Jr. (Clarksburg, Md.).

- Akron is 40-16 over the last three years in MAC play, best winning percentage (.714) in the conference
- 2022 Mid-American Conference Tournament Champions
- Posted a 24-10 record, including 14-6 mark in league play
- The 2019-20 MAC regular season champions finished with school-record 24 regular season wins (postseason cancelled due to COVID-19)
- Akron entered the 2022 NCAA Tournament with an eight-game winning streak

ZIPS IN THE MAC TOURNAMENT

Akron is 35-20 all-time in the MAC Tournament, 27-9 in its last 36 tournament games. The Zips have won at least one game in the MAC Tournament every year since the 2004-05 season and set an unprecedented 15-of-17 semifinal appearances. The Zips' runs of the consecutive title game (7) and semifinal appearances (13) are the longest streaks in MAC history. The Zips are 29-14 at Rocket Mortgage FieldHouse. Akron is 7-6 in opening round games, 1-0 second round, 12-4 in the quarterfinals, 10-4 semifinals, and 5-6 in title games.

AKRON'S RUN TO THE DANCE

Akron to the 2022 MAC Tournament Championship and fifth appearance all-time in the NCAA Tournament. The Zips finished the season 24-10 overall record with a 14-6 league mark, finishing tied for third in regular-season MAC play. As the fourth seed, the Zips defeated fifth-seeded Buffalo (70-68) and top-seeded Toledo (70-62) before posting a 20-point win over second-seeded Kent State (75-55) in the MAC title game. The Zips closed out regular season play on a five-game winning streak and added three consecutive wins to secure the 2022 MAC title. After winning eight consecutive contests, Akron entered the NCAA Tournament as a No. 13 seed and played against the No. 4 seed UCLA Bruins in the First Round of the East Region at the Moda Center in Portland, Oregon on March 17, 2022. The Zips fell 57-53.

LAST TIME AT THE JAR

New year, new chapter of the season and first Mid-American Conference win of the campaign as the Akron Zips defeated Northern Illinois 76-51 at James A. Rhodes Arena. Behind the seventh double-double this season from junior forward Enrique Freeman (Cleveland, Ohio), who scored a season-high 27 points and tied his season best with 15 rebounds, the Zips rode a dominant defensive performance for the first MAC win.

Freeman and junior guard Greg Tribble (Cincinnati, Ohio) directed the Akron defense that hassled the Huskies (4-10, 0-1 MAC) into 35-percent shooting and forced 19 turnovers, which the Zips (9-5, 1-0 MAC) converted into 24 points on offense. Tribble, helping carry the scoring load with leading scorer Xavier Castañeda out with an injury, proved to be efficient with a season-high 16 points on just six shot attempts.

The game turned early in the second half as Akron found its shooting stroke and kept pressuring the visitors defensively, stifling a struggling Northern Illinois attack.

Following the back-and-forth first half, the Zips stunned the visitors with a 16-5 run punctuated by a fastbreak 3-pointer from freshman guard Tavari Johnson (LaGrange Park, Ill.) to stretch its lead to 13 (44-31). The blue and gold were never threatened the rest of the way, leading by as many as 25 en route to their eighth win in as many home games this season.

The contest quickly shaped up as a defensive battle, with the two sides combining for 38.4-percent shooting in the opening half. Akron kept itself in the game at the foul line, offsetting a slow shooting start with eight points from the stripe before intermission.



MAC STANDINGS

TEAM	MAC	OVERALL	STREAK
Kent State	3-0	13-3	W7
Ball State	2-1	11-5	L1
Akron	2-1	10-6	W1
Bowling Green	2-1	8-8	L1
Buffalo	2-1	8-8	L1
Toledo	1-2	10-6	L1
Ohio	1-2	9-7	W1
Miami	1-2	7-9	W1
Central Michigan	1-2	6-10	L2
Northern Illinois	1-2	5-11	W1
Western Michigan	1-2	5-11	W1
Eastern Michigan	1-2	4-12	L1

MAC TEAM STATISTICS

	Rank	Stat/G
Scoring Offense	10th	69.7
Scoring Defense	2nd	62.8
Scoring Margin	3rd	+6.9
Free Throw %	8th	.706
Field Goal %	11th	.417
Opp. FG%	3rd	.417
3-point %	7th	.339
Opp. 3-point FG %	5th	.342
3-pointers Made	3rd	8.4
Total Rebounds	6th	37.2
Opp Rebounds	3rd	33.6
Offensive Rebounds	7th	10.9
Defensive Rebounds	4th	26.3
Rebound Margin	3rd	3.6
Turnover Margin	4th	1.25
Assist/Turnover Ratio	4th	1.05
Assists	8th	12.56
Blocked Shots	10th	2.56
Steals	7th	6.94

MAC INDIVIDUAL STATISTICS

	Player	Rank	Stat/G
Scoring	Castaneda	2nd	19.3
	Freeman	13th	14.8
Rebounding	Freeman	1st	10.9
Field Goal %	Freeman	2nd	.577
Free Throw %	Castaneda	14th	.808
3-Point %	Castaneda	7th	.411
	Hankerson	14th	.375
	T. Johnson	16th	.372
3-Pointers Made	Castaneda	1st	3.3/46
	Hankerson	10th	2.1/33
Assists	Castaneda	7th	3.1/44
Assist/TO Ratio	Castaneda	6th	1.6
Blocks	Freeman	7th	1.0/16
Steals	Castaneda	23rd	1.1/16
Minutes	Castaneda	9th	32.9
	Hankerson	12th	32.4
	Freeman	19th	30.5

USA TODAY COACHES POLL

RK	SCHOOL	REC	PTS	PR
1	HOUSTON	16-1	774	1/4
2	KANSAS	14-1	767	2/9
3	PURDUE	15-1	734	1/NR
4	ALABAMA	13-2	676	4/19
5	TENNESSEE	13-2	655	5/21
6	UCLA	14-2	603	6/21
7	CONNECTICUT	15-2	601	2/NR
8	GONZAGA	14-3	569	2/18
9	ARIZONA	14-2	535	4/13
10	TEXAS	13-2	462	2/12
11	XAVIER	13-3	428	11/NR
12	VIRGINIA	11-3	395	2/18
13	KANSAS STATE	14-1	370	13/NR
14	IOWA STATE	12-2	332	14/NR
15	MIAMI-FLORIDA	13-2	329	12/NR
16	ARKANSAS	12-3	290	7/16
17	TEXAS CHRISTIAN	13-2	269	16/NR
18	WISCONSIN	11-3	240	15/NR
19	PROVIDENCE	14-3	206	19/NR
20	MISSOURI	13-2	193	20/NR
21	DUKE	12-4	165	8/21
22	AUBURN	12-3	159	14/24
23	MARQUETTE	13-4	123	23/NR
24	CHARLESTON	16-1	77	24/NR
25	SAN DIEGO ST.	12-3	72	19/NR

ASSOCIATED PRESS (AP) POLL

RK	SCHOOL	REC	PTS	PR
1	HOUSTON (34)	16-1	1,457	2
2	KANSAS (22)	14-1	1,440	3
3	PURDUE (4)	15-1	1,386	1
4	ALABAMA	13-2	1,288	7
5	TENNESSEE	13-2	1,231	8
6	UCONN	15-2	1,206	4
7	UCLA	14-2	1,108	10
8	GONZAGA	14-3	1,070	9
9	ARIZONA	14-2	1,049	5
10	TEXAS	13-2	940	6
11	KANSAS STATE	14-1	818	NR
12	XAVIER	13-3	793	18
13	VIRGINIA	11-3	712	11
14	IOWA STATE	12-2	697	25
15	ARKANSAS	12-3	613	13
16	MIAMI (FLA.)	13-2	604	12
17	TCU	13-2	553	17
18	WISCONSIN	11-3	448	14
19	PROVIDENCE	14-3	358	NR
20	MISSOURI	13-2	317	20
21	AUBURN	12-3	256	22
22	CHARLESTON	16-1	246	23
23	SAN DIEGO STATE	12-3	222	NR
24	DUKE	12-4	221	16
25	MARQUETTE	13-4	131	NR

MID-MAJOR TOP 25 (JAN. 9)

RK	SCHOOL	REC	PTS	PR
1	GONZAGA (31)	14-3	775	1
2	CHARLESTON	16-1	730	2
3	SAINT MARY'S	14-4	712	3
4	KENT STATE	12-2	680	4
5	UC SANTA BARBARA	12-2	549	8
6	ORAL ROBERTS	13-3	546	10
7	SOUTHERN MISS	14-3	534	5
8	DRAKE	12-5	467	6
9	INDIANA STATE	13-4	442	14
10	LOUISIANA	12-4	410	11
11	UNCW	14-3	404	15
12	IONA	11-5	391	7
13	SAM HOUSTON	12-4	375	9
14	UTAH VALLEY	13-4	297	25
15	YALE	11-5	294	12
16	TOLEDO	10-5	282	13
17	MARSHALL	13-4	263	16
18	STEPHEN F. AUSTIN	12-5	218	NR
19	UMASS-LOWELL	14-3	170	17
20	SANTA CLARA	14-5	161	18
21	FURMAN	12-5	151	24
22	BYU	13-6	119	20
23	LIBERTY	12-5	117	22
24	SOUTHERN ILLINOIS	12-5	116	23
25	PRINCETON	12-4	107	NR

NCAA MEN'S BASKETBALL NET RANKINGS

RK	SCHOOL	REC	PR
1	HOUSTON	16-1	1
2	TENNESSEE	13-2	2
3	UCONN	15-2	3
4	KANSAS	14-1	4
5	PURDUE	15-1	5
6	ALABAMA	13-2	6
7	UCLA	14-2	7
8	SAINT MARY'S (CA)	13-4	8
9	ARIZONA	14-2	9
10	TEXAS	13-2	10
11	KANSAS ST.	14-1	12
12	GONZAGA	13-3	13
13	FLA. ATLANTIC	12-1	15
14	OHIO ST.	10-5	11
15	IOWA ST.	12-2	17
16	ARKANSAS	12-3	16
17	VIRGINIA	11-3	21
18	XAVIER	13-3	19
19	WEST VIRGINIA	10-5	20
20	RUTGERS	11-5	14
21	MARQUETTE	13-4	22
22	DUKE	12-4	23
23	SAN DIEGO ST.	11-3	24
24	CREIGHTON	9-7	25
131	AKRON	10-6	136
324	EASTERN MICHIGAN	4-12	316



Ken Pomeroy NCAA Rankings

Scouting Report ?

Data through games of Tuesday, January 10

Conference only

Category	Offense	Defense	D-I Avg
Adj. Efficiency	103.0 164	99.3 106	102.4
Adj. Tempo	65.3 296		67.7
Avg. Poss. Length	18.5 290	17.3 137	17.5
Four Factors			
Effective FG%	47.4 288	48.8 127	50.0
Turnover %	18.1 122	18.8 169	18.9
Off. Reb. %	30.7 117	26.5 94	28.8
FTA/FGA	32.8 135	23.6 32	31.2
Miscellaneous Components			
3P%	32.3 235	36.5 304	33.6
2P%	46.7 289	46.0 58	49.8
FT%	73.7 99	70.9 191	70.9
Block%	11.2 309	6.4 292	9.1
Steal%	9.4 181	9.7 155	9.5
Non-Stl TO%	8.7 121	9.2 202	9.4
Style Components			
3PA/FGA	41.8 75	31.5 29	37.5
A/FGM	49.5 215	49.7 139	51.4
Point Distribution (% of total points)			
3-Pointers:	34.1 105	30.2 203	30.9
2-Pointers:	45.6 308	55.1 59	51.0
Free Throws:	20.3 78	14.7 320	18.1
Strength of Schedule			
Components:	101.6 245	102.2 154	102.4
Overall:	-0.63 202		0.00
Non-conference:	+0.12 169		0.00
Personnel			
Bench Minutes:	28.1% 262		31.1%
D-1 Experience:	2.67 yrs 44		1.90
Minutes Continuity:	45.8% 157		41.5%
Average Height:	74.9" 361		77.1"
2-Foul Participation:	39.0% 51		21.8%

REGULAR SEASON TOURNAMENTS

Akron is 68-46 all-time and 47-39 in the Division I era (since 1980) in regular season tournaments and 8-11 over the last six years under Groce. Akron posted a 1-2 record at the 2022 Cayman Islands Classic, defeating Western Kentucky and advancing to the semifinals before falling to LSU and finishing fourth overall after falling to Nevada. The Zips registered a 1-2 record in the 2021 Gulf Coast Showcase, 3-1 record in the Global Sports Shootout and 1-1 mark in the DC Holiday Hoops Fest. In 2018-19, the Zips went 2-2 at the Cayman Island Classic, and in Groce's first season, Akron posted an 0-3 mark at the 2018 Diamond Head Classic. Akron has posted multiple wins in 13 of the last 16 in-season tournaments, including three championships. The Zips won two tournaments in 2016-17, the Savannah Invitational (4-0) and Don Haskins Sun Bowl Invitational (2-0). In 2015-16, Akron went 2-0 at the Las Vegas Holiday Hoops Classic to claim the title. In 2014-15, Akron posted a 2-1 record in the Gildan Charleston Classic following the previous tournament runs at the Puerto Rico Tip-Off (2012, 2-1), 2K Sports Classic (2011, 2-2), the Las Vegas Holiday Hoops Classic (2010, 3-1), the Glenn Wilkes Classic (2009, 2-2), the Legends Classic (2008, 2-2), the Top of the World Classic (2007, 2-1) and the San Juan Shootout (2005, 2-1).

BEST START TO A SEASON

The 2015-16 Akron Zips started the season with a 3-0 winning streak. The three consecutive wins to open the season marks the best start in the Division I era of Akron men's basketball history. In addition, the 13-2 start was the best opening to a season in Akron basketball's Division I era, while the Zips win over the Arkansas Razorbacks marked the fifth consecutive season the Zips posted a win over a Power Five Conference opponent.

STARTING THE SEASON OFF RIGHT

The Zips are 75-47 (.610) all-time in season openers with a 61-12 (.829) home record and 14-35 (.285) on the road. Since the 2004-05, UA is 13-6 (.667) when opening the season, standing 10-1 (.875) at home, 3-5 (.429) on the road and 4-1 (.800) under head coach John Groce.

Akron owns a 100-21 (.822) home-opening record and 36-4 (.897) at Rhodes Arena. The Zips have been winners in the last 20-of-21 home opening games. Akron is 19-8 in MAC openers, 11-1 at home since joining the league in 1992. Over the last 16 seasons, the Zips are 13-3 in MAC openers and 7-1 at home. Akron has won the last 8-of-9 MAC openers.

Akron is 22-8 in MAC openers since joining the league in 1992. Over the last 16 seasons, the Zips are 13-3 in MAC openers. Akron has won the last 13-of-14 MAC openers, including a 4-1 mark under head coach John Groce. The Zips fell in Groce's initial MAC opener, but have won four straight leading into the 2022-23 opener.

Ken Pomeroy MAC Rankings

Scouting Report ?

Data through games of Tuesday, January 10

Conference only

Category	Offense	Defense	D-I Avg
Efficiency	105.2 6	94.3 1	102.4
Tempo	67.5 11		67.7
Avg. Poss. Length	17.9 10	17.5 9	17.5
Four Factors			
Effective FG%	47.6 8	46.0 4	50.0
Turnover %	18.3 5	20.7 4	18.9
Off. Reb. %	30.7 8	29.5 5	28.8
FTA/FGA	37.5 7	36.4 5	31.2
Miscellaneous Components			
3P%	32.3 8	30.0 3	33.6
2P%	47.2 8	46.4 4	49.8
FT%	84.1 1	71.2 7	70.9
Block%	12.3 12	8.9 6	9.1
Steal%	8.4 4	9.9 7	9.5
Non-Stl TO%	9.9 8	10.9 2	9.4
Style Components			
3PA/FGA	36.9 6	30.9 2	37.5
A/FGM	40.0 8	38.8 4	51.4
Point Distribution (% of total points)			
3-Pointers:	28.2 7	23.6 11	30.9
2-Pointers:	46.9 9	54.5 2	51.0
Free Throws:	24.9 3	22.0 6	18.1
Strength of Schedule			
Components:	101.6 245	102.2 154	102.4
Overall:	-0.63 202		0.00
Non-conference:	+0.12 169		0.00
Personnel			
Bench Minutes:	28.1% 262		31.1%
D-1 Experience:	2.67 yrs 44		1.90
Minutes Continuity:	45.8% 157		41.5%
Average Height:	74.9" 361		77.1"
2-Foul Participation:	39.0% 51		21.8%

WHAT IS A ZIP?

- One of the unique nicknames in collegiate athletics belongs to The University of Akron.

- Originally Zippers, athletic director Kenneth "Red" Cochrane officially shortened the nickname to the Zips in 1950. Twenty-five years earlier a campus-wide contest had been conducted to choose a nickname for the University's athletics teams.


- Suggestions submitted by students, faculty, and alumni included GoldenBlue Devils, Tip Toppers, Rubbernecks, Hillbillies, Kangaroos, and Cheveliers.

- The winner, freshman Margaret Hamlin, received a prize of \$10 for Zippers, a \$6 pair of rubber overshoes and a brand name of the BF Goodrich Company.

- The evolution of Zippy, UA's mascot, began 40 years ago when the student council decided the University needed a mascot.


- "Zippy" the kangaroo was officially declared the school's mascot on May 1, 1953. The first known printed reference to the mascot as "Zippy" was a 1965 Zip football press brochure. The Buchtelite's first use of the name "Zippy" came Sept. 24, 1965, in an identification of a photo of the cheerleaders listing "Mascot - 'Zippy' - Charles Huettner."

- In 2007, Zippy was named the Capital One National Mascot of the Year.



0

AMANI LYLES
Freshman • F
Columbus, Ohio



1

GARVIN CLARKE
Sophomore • G
Nassau, Bahamas




2

GREG TRIBBLE
Junior • G
Cincinnati, Ohio



3

KOBE MITCHELL
Freshman • G
Cadiz, Ohio



4

TRENDON HANKERSON
Graduate • G
Novi, Mich.



5

TAVARI JOHNSON
Freshman • G
LaGrange Park, Ill.



10

RYAN PRATHER JR.
Freshman • G
Clarksburg, Md.



11

SAMMY HUNTER
Junior • C
Senegal, Africa



12

PAT MAYFIELD
Freshman • G
Elgin, Ill.



13

XAVIER CASTANEDA
Senior • G
Chicago, Ill.



20

EVAN WILSON
Sophomore • G
Noblesville, Ind.



22

MIKAL DAWSON
Junior • G
Huntington, W.Va.




23

PRINCE MOSENGO
Freshman • F
DR Congo, Africa



25

ENRIQUE FREEMAN
Junior • F
Cleveland, Ohio



34

NATE JOHNSON
Freshman • G
Liberty Township, Ohio



JOHN GROCE
Head Coach



DUSTIN FORD
Associate Head Coach



ROB FULFORD
Assistant Coach



ROBBY PRIDDEN
Assistant Coach



JON EKEY
Director of Basketball Operations



NUMERICAL ROSTER

No.	Name	Pos.	Ht.	Wt.	Yr.	Hometown (High School Previous School)
0	Amani Lyles	F	6-7	226	Fr.	Columbus, Ohio Beechcroft
1	Garvin Clarke	G	6-0	184	So.	Nassau, Bahamas Euclid Cleveland Heights
2	Greg Tribble	G	6-1	195	Jr.	Cincinnati, Ohio Winton Woods Huntington Prep
3	Kobe Mitchell	G	6-2	190	Fr.	Cadiz, OH Harrison Central
4	Trendon Hankerson	G	6-2	185	Gr.	Novi, Mich Novi Northern Illinois
5	Tavari Johnson	G	5-11	155	Fr.	LaGrange Park, Ill. Lyons
10	Ryan Prather Jr.	G	6-5	205	Fr.	Clarksburg, Md. Clarksburg
11	Sammy Hunter	F	6-9	225	Jr.	Nassau, Bahamas British Columbia Christian Prep Ole Miss
12	Pat Mayfield	G	6-5	185	Fr.	Elgin, Ill. Burlington Central
13	Xavier Castaneda	G	6-1	188	Sr.	Chicago, Ill. Whitney Young South Florida
20	Evan Wilson	G	6-2	200	So.	Noblesville, Ind. Noblesville
22	Mikal Dawson	W	6-5	222	Jr.	Huntington, W.Va. Huntington Prep
23	Prince Mosengo	F	6-8	205	Fr.	DR Congo, Africa Victory Rock Prep Keystone Academy
25	Enrique Freeman	F	6-7	206	Jr.	Cleveland, Ohio St. Martin De Porres High School
34	Nate Johnson	G	6-3	204	Fr.	Liberty Township, Ohio Lakota East

G - Guard, W - Wing, F - Frontcourt

ALPHABETICAL ROSTER

No.	Name	Pos.	Ht.	Wt.	Yr.	Hometown (High School Previous School)
13	Xavier Castaneda	G	6-1	188	Sr.	Chicago, Ill. Whitney Young South Florida
1	Garvin Clarke	G	6-0	184	So.	Nassau, Bahamas Euclid Cleveland Heights
22	Mikal Dawson	W	6-5	222	Jr.	Huntington, W.Va. Huntington Prep
25	Enrique Freeman	F	6-7	206	Jr.	Cleveland, Ohio St. Martin De Porres High School
4	Trendon Hankerson	G	6-2	185	Gr.	Novi, Mich Novi Northern Illinois
11	Sammy Hunter	F	6-9	225	Jr.	Nassau, Bahamas British Columbia Christian Prep Ole Miss
5	Tavari Johnson	G	5-11	155	Fr.	LaGrange Park, Ill. Lyons
34	Nate Johnson	G	6-3	204	Fr.	Liberty Township, Ohio Lakota East
0	Amani Lyles	F	6-7	226	Fr.	Columbus, Ohio Beechcroft
12	Pat Mayfield	G	6-5	185	Fr.	Elgin, Ill. Burlington Central
3	Kobe Mitchell	G	6-2	190	Fr.	Cadiz, OH Harrison Central
23	Prince Mosengo	F	6-8	205	Fr.	DR Congo, Africa Victory Rock Prep Keystone Academy
10	Ryan Prather Jr.	G	6-5	205	Fr.	Clarksburg, Md. Clarksburg
2	Greg Tribble	G	6-1	195	Jr.	Cincinnati, Ohio Winton Woods Huntington Prep
20	Evan Wilson	G	6-2	200	So.	Noblesville, Ind. Noblesville

G - Guard, W - Wing, F - Frontcourt

Head Coach: **John Groce** (Taylor 1994) - 15th season - 6th season at Akron

Associate Head Coach: Dustin Ford (Ohio 2001), Assistant Coaches: Rob Fulford (Marshall 1997), Robby Pridgen (Roanoke 2003)

Director of Basketball Operations: Jon Ekey (Illinois State 2013), Assistant Operations: Blaine Calhoun (Cincinnati 2019)


Graduate Assistants: Devan Morrow (Ohio State 2020), Peter Farkas (SUNY Brockport 2022),

PRONUNCIATION GUIDE

13	Xavier Castaneda (Cast-a-Nay-duh)
22	Mikal (Michael) Dawson



O · AMANI LYLES · FR · F · COLUMBUS, OHIO



SEASON STATS

Opponent	Date	GS	MIN	Total		3-Pointers		Free throws		Rebounds				PF	A	TO	BLK	STL	PTS	AVG
				FG-FGA	PCT	3FG-3FGA	PCT	FT-FTA	PCT	OFF	DEF	TOT	AVG							
South Dakota St.	11/07/2022		03:54	0-1	.000	0-0	.000	0-0	.000	0	0	0	0.0	2	0	0	1	0	0	0.0
vs Mississippi St.	11/11/2022		04:10	0-0	.000	0-0	.000	0-0	.000	0	0	0	0.0	0	0	1	0	0	0	0.0
Morgan St.	11/15/2022		04:26	1-2	.500	0-0	.000	0-1	.000	3	0	3	1.0	0	0	0	0	0	2	0.7
vs Western Ky.	11/21/2022		02:08	0-0	.000	0-0	.000	0-0	.000	0	0	0	0.8	1	0	0	0	0	0	0.5
vs LSU	11/22/2022		02:34	1-2	.500	0-0	.000	0-0	.000	0	0	0	0.6	0	0	0	0	0	2	0.8
vs Nevada	11/23/2022		00:40	0-0	.000	0-0	.000	0-0	.000	0	0	0	0.5	0	0	0	0	0	0	0.7
at Marshall	11/30/2022		02:00	0-1	.000	0-0	.000	0-0	.000	0	1	1	0.6	1	0	0	0	1	0	0.6
Muskingum	12/04/2022		13:27	1-2	.500	0-0	.000	3-8	.375	6	3	9	1.6	1	1	1	1	0	5	1.1
Wright St.	12/14/2022		02:24	0-0	.000	0-0	.000	0-0	.000	1	0	1	1.6	2	0	1	0	0	0	1.0
Maine	12/19/2022		08:57	3-5	.600	0-0	.000	3-3	1.000	2	0	2	1.6	2	0	1	1	2	9	1.8
at Bradley	12/22/2022		09:54	1-2	.500	0-0	.000	0-0	.000	0	1	1	1.5	3	1	1	1	1	2	1.8
Concord	12/30/2022		06:36	0-0	.000	0-0	.000	0-0	.000	0	0	0	1.4	1	0	1	0	0	0	1.7
NIU	01/03/2023		07:39	1-1	1.000	0-0	.000	1-1	1.000	0	1	1	1.4	3	0	1	0	1	3	1.8
at Ball St.	01/06/2023		05:06	0-1	.000	0-0	.000	2-2	1.000	0	0	0	1.3	4	0	1	1	2	2	1.8
at Bowling Green	01/10/2023		01:21	0-1	.000	0-0	.000	0-0	.000	1	0	1	1.3	0	0	0	0	0	0	1.7
Totals		0	75:15	8-18	.444	0-0	.000	9-15	.600	13	6	19	1.3	20	2	8	5	7	25	1.7

Player Averages

Games Played	Minutes/game	Points/game	FG Pct	3FG Pct	FT Pct	Rebounds/game	Assists/game	Turnovers/game	Assist/Turnover ratio	Steals/game	Blocks/game
15	5.0	1.7	44.4	0.0	60.0	1.3	0.1	0.5	0.3	0.5	0.3

CAREER STATS

				Field Goals		3-Point		F-Throws		Rebounds				Scoring						
SEASON	TEAM	GP-GS	MIN/AVG	FG-FGA	FG%	3FG-3FGA	3FG%	FT-FTA	FT%	OFF	DEF	TOT	AVG	PF-FO	A	TO	BLK	STL	PTS	AVG
2022-23	UA	15-0	75/5.0	8-18	.444	0-0	.000	9-15	.600	13	6	19	1.3	20-0	2	8	5	7	25	1.7
TOTAL		15-0	75/5.0	8-18	.444	0-0	.000	9-15	.600	13	6	19	1.3	20-0	2	8	5	7	25	1.7

Single Game Highs

Statistic	Value	
Points	9	vs Maine 12/19/22
Rebounds	9	vs Muskingum 12/04/22
Assists	1	vs Muskingum 12/04/22, at Bradley 12/22/22
Steals	2	vs Maine 12/19/22, at Ball St. 01/06/23
Blocks	1	5 times
FG Made	3	vs Maine 12/19/22
FG Attempts	5	vs Maine 12/19/22
FT Made	3	vs Muskingum 12/04/22, vs Maine 12/19/22
FT Attempts	8	vs Muskingum 12/04/22



1 • GARVIN CLARKE • SO • G • NASSAU, BAHAMAS



SEASON STATS

Opponent	Date	GS	MIN	Total		3-Pointers		Free throws		Rebounds				PF	A	TO	BLK	STL	PTS	AVG
				FG-FGA	PCT	3FG-3FGA	PCT	FT-FTA	PCT	OFF	DEF	TOT	AVG							
South Dakota St.	11/07/2022		22:21	0-5	.000	0-3	.000	0-0	.000	1	3	4	4.0	2	0	1	1	0	0	0.0
vs Mississippi St.	11/11/2022		22:35	2-5	.400	1-4	.250	3-5	.600	2	1	3	3.5	2	4	2	0	1	8	4.0
Morgan St.	11/15/2022		23:56	1-4	.250	0-2	.000	0-0	.000	2	2	4	3.7	1	0	1	1	0	2	3.3
vs Western Ky.	11/21/2022		14:32	1-3	.333	1-3	.333	1-2	.500	1	1	2	3.3	2	0	2	0	0	4	3.5
vs LSU	11/22/2022		17:04	1-6	.167	0-3	.000	0-0	.000	1	0	1	2.8	1	1	1	0	0	2	3.2
vs Nevada	11/23/2022		07:58	0-1	.000	0-0	.000	0-0	.000	0	2	2	2.7	0	0	0	0	0	0	2.7
at Marshall	11/30/2022		11:23	1-3	.333	0-1	.000	0-0	.000	2	0	2	2.6	1	0	0	0	0	2	2.6
Muskingum	12/04/2022		18:15	1-3	.333	0-1	.000	0-0	.000	0	2	2	2.5	3	3	3	0	3	2	2.5
Totals		0	138:03	7-30	.233	2-17	.118	4-7	.571	9	11	20	2.5	12	8	10	2	4	20	2.5

Player Averages

Games Played	Minutes/game	Points/game	FG Pct	3FG Pct	FT Pct	Rebounds/game	Assists/game	Turnovers/game	Assist/Turnover ratio	Steals/game	Blocks/game
8	17.3	2.5	23.3	11.8	57.1	2.5	1.0	1.3	0.8	0.5	0.3

CAREER STATS


SEASON	TEAM	GP-GS	MIN/AVG	Field Goals		3-Point		F-Throws		Rebounds				Scoring						
				FG-FGA	FG%	3FG-3FGA	3FG%	FT-FTA	FT%	OFF	DEF	TOT	AVG	PF-FO	A	TO	BLK	STL	PTS	AVG
2020-21	UA	22-0	140/6.4	16-56	.286	4-17	.235	16-22	.727	5	13	18	0.8	11-0	12	4	1	6	52	2.4
2021-22	UA	34-1	489/14.4	35-100	.350	21-62	.339	22-33	.667	19	65	84	2.5	41-0	36	34	1	18	113	3.3
2022-23	UA	8-0	138/17.3	7-30	.233	2-17	.118	4-7	.571	9	11	20	2.5	12-0	8	10	2	4	20	2.5
TOTAL		64-1	768/12.0	58-186	.312	27-96	.281	42-62	.677	33	89	122	1.9	64-0	56	48	4	28	185	2.9

Single Game Highs

Statistic	Value
Points	12 vs Wheeling 11/18/21
Rebounds	8 at Wright St. 12/15/21
Assists	4 vs Ball St. 01/11/22, vs Mississippi St. 11/11/22
Steals	3 vs Wheeling 11/18/21, vs Muskingum 12/04/22
Blocks	1 4 times
FG Made	5 vs Wheeling 11/18/21
FG Attempts	9 vs Point Park 11/13/21
3FG Made	3 vs Kent St. 03/12/22
3FG Attempts	5 vs Kent St. 03/12/22
FT Made	4 at Buffalo 03/02/21
FT Attempts	5 vs Mississippi St. 11/11/22



2 • GREG TRIBBLE • JR • G • CINCINNATI, OHIO



SEASON STATS

Opponent	Date	GS	MIN	Total		3-Pointers		Free throws		Rebounds				PF	A	TO	BLK	STL	PTS	AVG
				FG-FGA	PCT	3FG-3FGA	PCT	FT-FTA	PCT	OFF	DEF	TOT	AVG							
South Dakota St.	11/07/2022	*	33:47	2-11	.182	0-2	.000	1-2	.500	1	4	5	5.0	4	1	1	1	1	5	5.0
vs Mississippi St.	11/11/2022	*	32:16	2-7	.286	0-2	.000	1-2	.500	0	2	2	3.5	3	3	0	0	0	5	5.0
Morgan St.	11/15/2022	*	28:58	2-7	.286	0-1	.000	1-2	.500	1	0	1	2.7	2	4	2	1	1	5	5.0
vs Western Ky.	11/21/2022	*	25:04	4-9	.444	1-2	.500	0-0	.000	3	8	11	4.8	3	2	1	0	1	9	6.0
vs LSU	11/22/2022	*	29:44	0-3	.000	0-0	.000	3-4	.750	1	3	4	4.6	5	0	3	0	0	3	5.4
vs Nevada	11/23/2022	*	26:33	3-4	.750	0-1	.000	1-1	1.000	1	1	2	4.2	3	1	4	0	1	7	5.7
at Marshall	11/30/2022	*	19:24	2-4	.500	0-0	.000	1-2	.500	1	1	2	3.9	3	0	0	0	0	5	5.6
Muskingum	12/04/2022	*	16:48	1-3	.333	0-0	.000	0-2	.000	0	0	0	3.4	2	3	1	0	2	2	5.1
Jackson St.	12/11/2022	*	28:19	6-10	.600	0-1	.000	0-0	.000	1	3	4	3.4	2	5	1	0	2	12	5.9
Wright St.	12/14/2022	*	29:37	3-7	.429	0-0	.000	0-0	.000	2	1	3	3.4	1	0	0	0	1	6	5.9
Maine	12/19/2022	*	23:50	2-4	.500	0-0	.000	2-2	1.000	0	1	1	3.2	2	2	2	0	2	6	5.9
at Bradley	12/22/2022	*	26:07	1-4	.250	0-0	.000	0-0	.000	0	3	3	3.2	2	1	1	0	0	2	5.6
Concord	12/30/2022	*	29:39	1-5	.200	0-0	.000	5-7	.714	1	1	2	3.1	0	3	0	0	0	7	5.7
NIU	01/03/2023	*	30:22	5-6	.833	0-0	.000	6-6	1.000	1	1	2	3.0	4	2	2	0	3	16	6.4
at Ball St.	01/06/2023	*	29:43	3-10	.300	0-0	.000	8-10	.800	1	1	2	2.9	4	0	0	0	0	14	6.9
at Bowling Green	01/10/2023	*	30:31	2-8	.250	0-1	.000	0-0	.000	1	2	3	2.9	1	3	1	0	2	4	6.8
Totals			16 440:42	39-102	.382	1-10	.100	29-40	.725	15	32	47	2.9	41	30	19	2	16	108	6.8

Player Averages

Games Played	Minutes/game	Points/game	FG Pct	3FG Pct	FT Pct	Rebounds/game	Assists/game	Turnovers/game	Assist/Turnover ratio	Steals/game	Blocks/game
16	27.5	6.8	38.2	10.0	72.5	2.9	1.9	1.2	1.6	1.0	0.1

CAREER STATS

SEASON	TEAM	GP-GS	MIN/AVG	FG-FGA	FG%	3FG-3FGA	3FG%	FT-FTA	FT%	OFF	DEF	TOT	AVG	PF-FO	A	TO	BLK	STL	PTS	AVG
2019-20	UA	31-0	507/16.4	34-74	.459	3-11	.273	23-47	.489	7	47	54	1.7	58-0	34	33	3	8	94	3.0
2020-21	UA	21-6	388/18.5	32-78	.410	1-16	.063	24-38	.632	14	26	40	1.9	32-2	26	22	2	9	89	4.2
2021-22	UA	33-26	850/25.7	79-177	.446	6-27	.222	75-107	.701	13	78	91	2.8	72-1	71	42	6	36	239	7.2
2022-23	UA	16-16	441/27.5	39-102	.382	1-10	.100	29-40	.725	15	32	47	2.9	41-1	30	19	2	16	108	6.8
TOTAL		101-48	2185/21.6	184-431	.427	11-64	.172	151-232	.651	49	183	232	2.3	203-4	161	116	13	69	530	5.2

Single Game Highs

Statistic	Value	
Points	19	vs Southern U. 12/04/21
Rebounds	11	vs Western Ky. 11/21/22
Assists	5	vs Kent St. 03/12/22, vs Jackson St. 12/11/22
Steals	4	vs Wheeling 11/18/21
Blocks	1	13 times
FG Made	6	at Ohio 02/25/22, vs Jackson St. 12/11/22
FG Attempts	11	vs South Dakota St. 11/07/22
3FG Made	1	11 times
3FG Attempts	4	vs Ball St. 01/30/21
FT Made	11	vs Southern U. 12/04/21
FT Attempts	13	vs Southern U. 12/04/21



3 • KOBE MITCHELL • SO • G • CADIZ, OHIO



SEASON STATS

Opponent	Date	GS	MIN	Total		3-Pointers		Free throws		Rebounds				PF	A	TO	BLK	STL	PTS	AVG
				FG-FGA	PCT	3FG-3FGA	PCT	FT-FTA	PCT	OFF	DEF	TOT	AVG							
vs Mississippi St.	11/11/2022		01:57	1-1	1.000	0-0	.000	0-0	.000	0	0	0	0.0	0	0	0	0	1	2	2.0
vs Nevada	11/23/2022		03:49	0-1	.000	0-1	.000	0-0	.000	0	0	0	0.0	0	0	0	0	1	0	1.0
at Marshall	11/30/2022		06:08	0-0	.000	0-0	.000	0-0	.000	0	1	1	0.3	1	0	1	0	0	0	0.7
Muskingum	12/04/2022		18:15	2-3	.667	2-3	.667	0-0	.000	1	1	2	0.8	1	1	2	1	3	6	2.0
Jackson St.	12/11/2022		17:59	2-5	.400	2-5	.400	0-0	.000	0	2	2	1.0	1	0	0	0	1	6	2.8
Wright St.	12/14/2022		18:05	0-4	.000	0-4	.000	0-0	.000	0	0	0	0.8	1	0	0	0	0	0	2.3
Maine	12/19/2022		16:48	2-4	.500	1-3	.333	0-0	.000	1	2	3	1.1	3	0	1	0	0	5	2.7
at Bradley	12/22/2022		08:58	0-0	.000	0-0	.000	2-2	1.000	0	0	0	1.0	3	0	0	0	0	2	2.6
Concord	12/30/2022		14:15	0-2	.000	0-2	.000	0-0	.000	0	1	1	1.0	1	1	0	0	0	0	2.3
NIU	01/03/2023		19:47	1-2	.500	1-2	.500	2-2	1.000	0	2	2	1.1	2	3	0	0	0	5	2.6
at Ball St.	01/06/2023		27:02	0-2	.000	0-2	.000	0-0	.000	0	0	0	1.0	0	0	1	0	1	0	2.4
at Bowling Green	01/10/2023		09:58	1-3	.333	1-3	.333	0-0	.000	0	1	1	1.0	0	0	0	0	0	3	2.4
Totals		0	163:02	9-27	.333	7-25	.280	4-4	1.000	2	10	12	1.0	13	5	5	1	7	29	2.4

Player Averages

Games Played	Minutes/game	Points/game	FG Pct	3FG Pct	FT Pct	Rebounds/game	Assists/game	Turnovers/game	Assist/Turnover ratio	Steals/game	Blocks/game
12	13.6	2.4	33.3	28.0	100.0	1.0	0.4	0.4	1.0	0.6	0.1

CAREER STATS


SEASON	TEAM	GP-GS	MIN/AVG	Field Goals		3-Point		F-Throws		Rebounds				Scoring						
				FG-FGA	FG%	3FG-3FGA	3FG%	FT-FTA	FT%	OFF	DEF	TOT	AVG	PF-FO	A	TO	BLK	STL	PTS	AVG
2022-23	UA	12-0	163/13.6	9-27	.333	7-25	.280	4-4	1.000	2	10	12	1.0	13-0	5	5	1	7	29	2.4
TOTAL		12-0	163/13.6	9-27	.333	7-25	.280	4-4	1.000	2	10	12	1.0	13-0	5	5	1	7	29	2.4

Single Game Highs

Statistic	Value	
Points	6	vs Muskingum 12/04/22, vs Jackson St. 12/11/22
Rebounds	3	vs Maine 12/19/22
Assists	3	vs NIU 01/03/23
Steals	3	vs Muskingum 12/04/22
Blocks	1	vs Muskingum 12/04/22
FG Made	2	vs Muskingum 12/04/22, vs Jackson St. 12/11/22, vs Maine 12/19/22
FG Attempts	5	vs Jackson St. 12/11/22
3FG Made	2	vs Muskingum 12/04/22, vs Jackson St. 12/11/22
3FG Attempts	5	vs Jackson St. 12/11/22
FT Made	2	at Bradley 12/22/22, vs NIU 01/03/23
FT Attempts	2	at Bradley 12/22/22, vs NIU 01/03/23



4 • TRENDON HANKERSON • GR • G • NOVI, MICH.



SEASON STATS

Opponent	Date	GS	MIN	Total		3-Pointers		Free throws		Rebounds				PF	A	TO	BLK	STL	PTS	AVG
				FG-FGA	PCT	3FG-3FGA	PCT	FT-FTA	PCT	OFF	DEF	TOT	AVG							
South Dakota St.	11/07/2022	*	42:04	4-9	.444	2-6	.333	1-1	1.000	0	1	1	1.0	2	1	1	0	1	11	11.0
vs Mississippi St.	11/11/2022	*	27:16	1-7	.143	1-4	.250	2-2	1.000	1	3	4	2.5	3	0	2	1	1	5	8.0
Morgan St.	11/15/2022	*	32:09	2-12	.167	2-9	.222	0-2	.000	0	6	6	3.7	2	2	1	2	2	6	7.3
vs Western Ky.	11/21/2022	*	35:36	3-5	.600	2-4	.500	1-2	.500	0	4	4	3.8	0	1	2	0	1	9	7.8
vs LSU	11/22/2022	*	22:11	0-2	.000	0-1	.000	2-2	1.000	1	1	2	3.4	4	1	1	0	0	2	6.6
vs Nevada	11/23/2022	*	37:04	3-7	.429	2-5	.400	0-0	.000	0	7	7	4.0	3	0	2	0	0	8	6.8
at Marshall	11/30/2022	*	33:57	5-11	.455	1-6	.167	0-0	.000	1	3	4	4.0	0	2	3	0	2	11	7.4
Muskingum	12/04/2022	*	23:01	4-7	.571	2-5	.400	0-0	.000	0	4	4	4.0	1	2	0	0	1	10	7.8
Jackson St.	12/11/2022	*	38:05	5-9	.556	5-7	.714	2-2	1.000	0	1	1	3.7	1	2	1	1	0	17	8.8
Wright St.	12/14/2022	*	34:53	2-9	.222	1-7	.143	1-2	.500	0	5	5	3.8	3	4	0	0	2	6	8.5
Maine	12/19/2022	*	26:12	3-5	.600	2-3	.667	4-5	.800	1	3	4	3.8	1	2	1	0	1	12	8.8
at Bradley	12/22/2022	*	31:08	3-5	.600	3-3	1.000	0-0	.000	1	8	9	4.3	3	1	2	0	0	9	8.8
Concord	12/30/2022	*	31:41	6-12	.500	6-10	.600	0-0	.000	1	7	8	4.5	1	6	1	0	1	18	9.5
NIU	01/03/2023	*	35:24	1-8	.125	1-7	.143	0-0	.000	1	5	6	4.6	2	4	1	2	0	3	9.1
at Ball St.	01/06/2023	*	36:36	1-7	.143	1-4	.250	5-6	.833	0	5	5	4.7	2	1	3	0	0	8	9.0
at Bowling Green	01/10/2023	*	32:49	2-8	.250	2-7	.286	0-0	.000	0	2	2	4.5	2	3	2	1	2	6	8.8
Totals			16 520:06	45-123	.366	33-88	.375	18-24	.750	7	65	72	4.5	30	32	23	7	14	141	8.8

Player Averages

Games Played	Minutes/game	Points/game	FG Pct	3FG Pct	FT Pct	Rebounds/game	Assists/game	Turnovers/game	Assist/Turnover ratio	Steals/game	Blocks/game
16	32.5	8.8	36.6	37.5	75.0	4.5	2.0	1.4	1.4	0.9	0.4

CAREER STATS

SEASON	TEAM	GP-GS	MIN/AVG	Field Goals		3-Point		F-Throws		Rebounds				Scoring						
				FG-FGA	FG%	3FG-3FGA	3FG%	FT-FTA	FT%	OFF	DEF	TOT	AVG	PF-FO	A	TO	BLK	STL	PTS	AVG
2018-19	NIU	21-2	395/18.8	17-54	.315	8-32	.250	3-4	.750	5	42	47	2.2	55-2	19	22	9	12	45	2.1
2019-20	NIU	31-31	978/31.5	84-180	.467	41-89	.461	25-30	.833	12	80	92	3.0	66-0	61	46	10	29	234	7.5
2020-21	NIU	19-19	646/34.0	99-250	.396	48-130	.369	18-26	.692	9	74	83	4.4	54-2	41	53	7	22	264	13.9
2021-22	NIU	30-30	1011/33.7	118-315	.375	62-177	.350	45-60	.750	9	103	112	3.7	80-3	68	55	11	54	343	11.4
2022-23	UA	16-16	520/32.5	45-123	.366	33-88	.375	18-24	.750	7	65	72	4.5	30-0	32	23	7	14	141	8.8
TOTAL FOR UA	16-16	520/32.5	45-123	.366	33-88	.375	18-24	.750	7	65	72	4.5	30-0	32	23	7	14	141	8.8	
TOTAL	117-98	3550/30.3	363-922	.394	192-516	.372	109-144	.757	42	364	406	3.5	285-7	221	199	44	131	1027	8.8	

Single Game Highs

Statistic	Value	
Points	28	at Washington 11/09/21
Rebounds	9	at Bradley 12/22/22
Assists	6	vs Eastern Mich. 01/11/20, vs Concord 12/30/22
Steals	4	4 times
Blocks	3	at Marquette 11/27/21
FG Made	9	at Central Mich. 03/05/21, at Washington 11/09/21
FG Attempts	20	vs Ball St. 12/08/20, at Toledo 12/22/20
3FG Made	6	at Washington 11/09/21, vs Concord 12/30/22
3FG Attempts	11	vs Ball St. 12/08/20, at Washington 11/09/21, at Bowling Green 02/05/22
FT Made	7	vs Ball St. 01/27/22
FT Attempts	8	vs Ball St. 01/27/22



5 • TAVARI JOHNSON • FR • G • LAGRANGE PARK, ILL.

SEASON STATS



Opponent	Date	GS	MIN	Total		3-Pointers		Free throws		Rebounds				PF	A	TO	BLK	STL	PTS	AVG
				FG-FGA	PCT	3FG-3FGA	PCT	FT-FTA	PCT	OFF	DEF	TOT	AVG							
vs Mississippi St.	11/11/2022		05:43	0-0	.000	0-0	.000	0-0	.000	0	0	0	0.0	0	0	0	0	0	0	0.0
Morgan St.	11/15/2022		03:29	1-1	1.000	0-0	.000	0-0	.000	0	0	0	0.0	0	0	0	0	0	2	1.0
vs Western Ky.	11/21/2022		02:56	0-0	.000	0-0	.000	0-0	.000	0	1	1	0.3	1	0	2	0	0	0	0.7
vs LSU	11/22/2022		10:52	1-3	.333	1-1	1.000	2-2	1.000	0	0	0	0.3	3	0	2	0	2	5	1.8
vs Nevada	11/23/2022		26:26	9-10	.900	3-3	1.000	0-0	.000	0	3	3	0.8	3	4	3	0	2	21	5.6
at Marshall	11/30/2022		27:19	7-13	.538	2-5	.400	0-0	.000	2	2	4	1.3	1	4	1	0	1	16	7.3
Muskingum	12/04/2022	*	21:09	3-7	.429	3-6	.500	0-0	.000	0	5	5	1.9	0	6	0	0	1	9	7.6
Jackson St.	12/11/2022	*	24:09	2-5	.400	2-5	.400	0-0	.000	0	1	1	1.8	4	2	5	0	1	6	7.4
Wright St.	12/14/2022	*	27:33	6-14	.429	0-3	.000	2-4	.500	1	1	2	1.8	2	1	1	1	4	14	8.1
Maine	12/19/2022	*	28:51	2-6	.333	1-3	.333	0-0	.000	1	6	7	2.3	0	3	4	0	1	5	7.8
at Bradley	12/22/2022	*	26:46	1-7	.143	0-3	.000	0-0	.000	1	4	5	2.5	0	1	2	1	1	2	7.3
Concord	12/30/2022	*	20:48	2-6	.333	1-3	.333	1-2	.500	0	2	2	2.5	2	5	4	0	1	6	7.2
NIU	01/03/2023	*	28:07	3-9	.333	1-3	.333	1-2	.500	1	0	1	2.4	4	0	4	1	0	8	7.2
at Ball St.	01/06/2023	*	30:49	3-11	.273	1-4	.250	0-0	.000	0	6	6	2.6	2	0	6	0	1	7	7.2
at Bowling Green	01/10/2023	*	15:06	1-5	.200	1-4	.250	0-0	.000	0	1	1	2.5	1	1	0	0	0	3	6.9
Totals		9	300:04	41-97	.423	16-43	.372	6-10	.600	6	32	38	2.5	23	27	34	3	15	104	6.9

Player Averages

Games Played	Minutes/game	Points/game	FG Pct	3FG Pct	FT Pct	Rebounds/game	Assists/game	Turnovers/game	Assist/Turnover ratio	Steals/game	Blocks/game
15	20.0	6.9	42.3	37.2	60.0	2.5	1.8	2.3	0.8	1.0	0.2

CAREER STATS

SEASON	TEAM	GP-GS	MIN/AVG	Field Goals		3-Point		F-Throws		Rebounds				Scoring						
				FG-FGA	FG%	3FG-3FGA	3FG%	FT-FTA	FT%	OFF	DEF	TOT	AVG	PF-FO	A	TO	BLK	STL	PTS	AVG
2022-23	UA	15-9	300/20.0	41-97	.423	16-43	.372	6-10	.600	6	32	38	2.5	23-0	27	34	3	15	104	6.9
TOTAL		15-9	300/20.0	41-97	.423	16-43	.372	6-10	.600	6	32	38	2.5	23-0	27	34	3	15	104	6.9

Single Game Highs

Statistic	Value	
Points	21	vs Nevada 11/23/22
Rebounds	7	vs Maine 12/19/22
Assists	6	vs Muskingum 12/04/22
Steals	4	vs Wright St. 12/14/22
Blocks	1	vs Wright St. 12/14/22, at Bradley 12/22/22, vs NIU 01/03/23
FG Made	9	vs Nevada 11/23/22
FG Attempts	14	vs Wright St. 12/14/22
3FG Made	3	vs Muskingum 12/04/22, vs Nevada 11/23/22
3FG Attempts	6	vs Muskingum 12/04/22
FT Made	2	vs Wright St. 12/14/22, vs LSU 11/22/22
FT Attempts	4	vs Wright St. 12/14/22



11 • SAMMY HUNTER • JR • F • NASSAU, BAHAMAS



SEASON STATS

Opponent	Date	GS	MIN	Total		3-Pointers		Free throws		Rebounds				PF	A	TO	BLK	STL	PTS	AVG	
				FG-FGA	PCT	3FG-3FGA	PCT	FT-FTA	PCT	OFF	DEF	TOT	AVG								
South Dakota St.	11/07/2022	*	22:16	2-10	.200	0-6	.000	0-0	.000	1	3	4	4.0	1	0	1	0	0	4	4.0	
vs Mississippi St.	11/11/2022	*	23:40	2-8	.250	1-5	.200	0-1	.000	0	3	3	3.5	1	0	0	0	0	5	4.5	
Morgan St.	11/15/2022	*	15:30	2-6	.333	0-3	.000	0-1	.000	1	1	2	3.0	0	2	1	0	0	4	4.3	
vs Western Ky.	11/21/2022	*	18:39	3-8	.375	1-5	.200	0-0	.000	0	1	1	2.5	2	0	0	0	0	7	5.0	
vs LSU	11/22/2022	*	27:09	4-14	.286	3-11	.273	2-2	1.000	1	0	1	2.2	0	0	0	0	1	13	6.6	
vs Nevada	11/23/2022	*	11:45	0-4	.000	0-2	.000	0-0	.000	0	0	0	1.8	1	0	0	0	0	0	5.5	
at Marshall	11/30/2022		17:52	4-10	.400	1-3	.333	0-1	.000	1	5	6	2.4	1	1	0	0	0	9	6.0	
Muskingum	12/04/2022		18:50	4-8	.500	1-3	.333	0-0	.000	2	2	4	2.6	1	1	0	0	0	9	6.4	
Jackson St.	12/11/2022		15:54	1-5	.200	0-4	.000	2-2	1.000	2	1	3	2.7	2	2	0	0	0	4	6.1	
Wright St.	12/14/2022		16:35	5-8	.625	3-6	.500	0-0	.000	0	4	4	2.8	2	0	1	1	0	13	6.8	
Maine	12/19/2022		20:16	0-4	.000	0-3	.000	0-0	.000	0	2	2	2.7	1	2	1	0	0	0	6.2	
at Bradley	12/22/2022		18:19	2-9	.222	2-6	.333	2-2	1.000	1	1	2	2.7	0	0	0	0	0	8	6.3	
Concord	12/30/2022		18:08	2-5	.400	0-3	.000	0-0	.000	3	3	6	2.9	4	0	0	0	0	4	6.2	
NIU	01/03/2023	*	13:58	1-5	.200	1-5	.200	0-0	.000	0	1	1	2.8	2	0	1	0	0	3	5.9	
at Ball St.	01/06/2023	*	19:39	1-2	.500	1-2	.500	0-0	.000	3	0	3	2.8	5	0	0	0	0	3	5.7	
at Bowling Green	01/10/2023		25:03	7-9	.778	4-6	.667	1-1	1.000	2	1	3	2.8	1	0	2	1	1	19	6.6	
Totals			8	303:33	40-115	.348	18-73	.247	7-10	.700	17	28	45	2.8	24	8	7	2	2	105	6.6

Player Averages

Games Played	Minutes/game	Points/game	FG Pct	3FG Pct	FT Pct	Rebounds/game	Assists/game	Turnovers/game	Assist/Turnover ratio	Steals/game	Blocks/game
16	19.0	6.6	34.8	24.7	70.0	2.8	0.5	0.4	1.1	0.1	0.1

CAREER STATS

SEASON	TEAM	GP-GS	MIN/AVG	Field Goals		3-Point		F-Throws		Rebounds				Scoring						
				FG-FGA	FG%	3FG-3FGA	3FG%	FT-FTA	FT%	OFF	DEF	TOT	AVG	PF-FO	A	TO	BLK	STL	PTS	AVG
2019-20	OM	27-1	309/11.4	29-71	.408	1-8	.125	19-27	.704	14	23	37	1.4	47-0	11	15	4	6	78	2.9
2020-21	OM	25-0	198/7.9	20-42	.476	6-18	.333	10-16	.625	14	21	35	1.4	27-0	9	12	5	3	56	2.2
2021-22	OM	29-0	302/10.4	34-76	.447	5-25	.200	10-17	.588	19	15	34	1.2	43-0	4	12	5	6	83	2.9
2022-23	UA	16-8	304/19.0	40-115	.348	18-73	.247	7-10	.700	17	28	45	2.8	24-1	8	7	2	2	105	6.6
TOTAL FOR UA		16-8	304/19.0	40-115	.348	18-73	.247	7-10	.700	17	28	45	2.8	24-1	8	7	2	2	105	6.6
TOTAL		97-9	1112/11.5	123-304	.405	30-124	.242	46-70	.657	64	87	151	1.6	141-1	32	46	16	17	322	3.3

Single Game Highs

Statistic	Value	
Points	19	at Bowling Green 01/10/23
Rebounds	7	vs Louisiana Tech 03/19/21
Assists	2	9 times
Steals	3	vs Missouri 03/04/20
Blocks	3	vs Vanderbilt 02/29/20
FG Made	7	at Bowling Green 01/10/23
FG Attempts	14	vs LSU 11/22/22
3FG Made	4	at Bowling Green 01/10/23
3FG Attempts	11	vs LSU 11/22/22
FT Made	4	vs Seattle U 11/19/19
FT Attempts	4	8 times



12 • PAT MAYFIELD • FR • G • ELGIN, ILL.



SEASON STATS

Opponent	Date	GS	MIN	Total		3-Pointers		Free throws		Rebounds				PF	A	TO	BLK	STL	PTS	AVG
				FG-FGA	PCT	3FG-3FGA	PCT	FT-FTA	PCT	OFF	DEF	TOT	AVG							
Muskingum	12/04/2022		05:04	0-1	.000	0-1	.000	0-0	.000	0	0	0	0.0	0	0	0	0	0	0	0.0
Maine	12/19/2022		01:13	1-1	1.000	0-0	.000	0-0	.000	0	1	1	0.5	0	0	0	0	0	2	1.0
at Bradley	12/22/2022		00:39	0-0	.000	0-0	.000	0-0	.000	0	0	0	0.3	0	0	0	0	1	0	0.7
Concord	12/30/2022		02:59	1-2	.500	0-1	.000	0-0	.000	0	3	3	1.0	0	0	0	0	0	2	1.0
NIU	01/03/2023		01:58	0-1	.000	0-0	.000	0-0	.000	0	1	1	1.0	0	0	0	1	0	0	0.8
Totals		0	11:53	2-5	.400	0-2	.000	0-0	.000	0	5	5	1.0	0	0	0	1	1	4	0.8

Player Averages

Games Played	Minutes/game	Points/game	FG Pct	3FG Pct	FT Pct	Rebounds/game	Assists/game	Turnovers/game	Assist/Turnover ratio	Steals/game	Blocks/game
5	2.4	0.8	40.0	0.0	0.0	1.0	0.0	0.0	0.0	0.2	0.2

CAREER STATS

SEASON	TEAM	GP-GS	MIN/AVG	Field Goals		3-Point		F-Throws		Rebounds				Scoring						
				FG-FGA	FG%	3FG-3FGA	3FG%	FT-FTA	FT%	OFF	DEF	TOT	AVG	PF	FO	A	TO	BLK	STL	PTS
2022-23	UA	5-0	12/2.4	2-5	.400	0-2	.000	0-0	.000	0	5	5	1.0	0-0	0	0	1	1	4	0.8
TOTAL		5-0	12/2.4	2-5	.400	0-2	.000	0-0	.000	0	5	5	1.0	0-0	0	0	1	1	4	0.8

Single Game Highs

Statistic	Value
Points	2 vs Maine 12/19/22, vs Concord 12/30/22
Rebounds	3 vs Concord 12/30/22
Steals	1 at Bradley 12/22/22
Blocks	1 vs NIU 01/03/23
FG Made	1 vs Maine 12/19/22, vs Concord 12/30/22
FG Attempts	2 vs Concord 12/30/22
3FG Attempts	1 vs Muskingum 12/04/22, vs Concord 12/30/22



13 • XAVIER CASTANEDA • JR • G • CHICAGO, ILL.



SEASON STATS

Opponent	Date	GS	MIN	Total		3-Pointers		Free throws		Rebounds				PF	A	TO	BLK	STL	PTS	AVG
				FG-FGA	PCT	3FG-3FGA	PCT	FT-FTA	PCT	OFF	DEF	TOT	AVG							
South Dakota St.	11/07/2022	*	41:22	9-14	.643	8-12	.667	5-5	1.000	0	1	1	1.0	0	7	2	0	2	31	31.0
vs Mississippi St.	11/11/2022	*	35:18	5-14	.357	3-10	.300	7-10	.700	1	3	4	2.5	2	6	2	0	3	20	25.5
Morgan St.	11/15/2022	*	35:42	2-10	.200	2-8	.250	10-13	.769	0	6	6	3.7	2	2	2	0	2	16	22.3
vs Western Ky.	11/21/2022	*	36:39	6-12	.500	1-4	.250	3-3	1.000	0	4	4	3.8	3	3	2	0	0	16	20.8
vs LSU	11/22/2022	*	36:06	6-16	.375	4-9	.444	12-16	.750	1	5	6	4.2	0	4	3	0	1	28	22.2
vs Nevada	11/23/2022	*	31:01	2-10	.200	2-9	.222	5-7	.714	0	3	3	4.0	2	1	1	0	0	11	20.3
at Marshall	11/30/2022	*	29:41	1-13	.077	1-9	.111	1-4	.250	1	4	5	4.1	2	3	1	0	0	4	18.0
Muskingum	12/04/2022	*	20:56	6-11	.545	5-8	.625	0-0	.000	0	5	5	4.3	0	0	1	1	0	17	17.9
Jackson St.	12/11/2022	*	30:19	5-8	.625	2-4	.500	11-13	.846	1	3	4	4.2	0	2	1	0	1	23	18.4
Wright St.	12/14/2022	*	34:12	5-10	.500	2-6	.333	7-8	.875	0	6	6	4.4	1	3	3	0	2	19	18.5
Maine	12/19/2022	*	28:37	11-15	.733	7-8	.875	4-4	1.000	1	3	4	4.4	0	3	3	0	2	33	19.8
at Bradley	12/22/2022	*	31:02	3-16	.188	3-8	.375	10-11	.909	2	4	6	4.5	0	2	3	0	0	19	19.8
Concord	12/30/2022	*	31:46	3-12	.250	3-9	.333	8-9	.889	1	4	5	4.5	0	3	0	0	1	17	19.5
at Bowling Green	01/10/2023	*	36:39	6-16	.375	3-8	.375	1-1	1.000	0	1	1	4.3	1	5	3	0	2	16	19.3
Totals			14	459:21	.395	46-112	.411	84-104	.808	8	52	60	4.3	13	44	27	1	16	270	19.3

Player Averages

Games Played	Minutes/game	Points/game	FG Pct	3FG Pct	FT Pct	Rebounds/game	Assists/game	Turnovers/game	Assist/Turnover ratio	Steals/game	Blocks/game
14	32.8	19.3	39.5	41.1	80.8	4.3	3.1	1.9	1.6	1.1	0.1

CAREER STATS

SEASON	TEAM	GP-GS	MIN/AVG	Field Goals		3-Point		F-Throws		Rebounds				Scoring						
				FG-FGA	FG%	3FG-3FGA	3FG%	FT-FTA	FT%	OFF	DEF	TOT	AVG	PF-FO	A	TO	BLK	STL	PTS	AVG
2018-19	USF	38-3	710/18.7	47-141	.333	17-53	.321	53-76	.697	18	42	60	1.6	57-0	65	59	1	19	164	4.3
2019-20	USF	31-15	792/25.5	52-157	.331	25-80	.313	31-46	.674	6	64	70	2.3	53-0	54	53	2	31	160	5.2
2020-21	USF	20-5	475/23.8	54-150	.360	24-62	.387	37-42	.881	4	42	46	2.3	30-0	52	34	2	9	169	8.5
2021-22	UA	34-34	1089/32.0	140-344	.407	75-201	.373	107-130	.823	23	101	124	3.6	59-2	78	50	3	31	462	13.6
2022-23	UA	14-14	459/32.8	70-177	.395	46-112	.411	84-104	.808	8	52	60	4.3	13-0	44	27	1	16	270	19.3
TOTAL FOR UA		48-48	1548/32.3	210-521	.403	121-313	.387	191-234	.816	31	153	184	3.8	72-2	122	77	4	47	732	15.3
TOTAL		137-71	3526/25.7	363-969	.375	187-508	.368	312-398	.784	59	301	360	2.6	212-2	293	223	9	106	1225	8.9

Single Game Highs

Statistic	Value	
Points	33	vs Maine 12/19/22
Rebounds	7	at Houston 02/28/21, at Eastern Mich. 02/19/22, vs Central Mich. 03/04/22
Assists	7	vs South Dakota St. 11/07/22
Steals	5	vs Kent St. 03/12/22
Blocks	1	9 times
FG Made	11	vs Maine 12/19/22
FG Attempts	17	vs UCLA 03/17/22
3FG Made	8	vs South Dakota St. 11/07/22
3FG Attempts	12	vs South Dakota St. 11/07/22
FT Made	12	vs LSU 11/22/22
FT Attempts	16	vs LSU 11/22/22



20 • EVAN WILSON • FR • G • NOBLESVILLE, IND.



SEASON STATS

Opponent	Date	GS	MIN	Total		3-Pointers		Free throws		Rebounds				Scoring								
				FG-FGA	PCT	3FG-3FGA	PCT	FT-FTA	PCT	OFF	DEF	TOT	AVG	PF	A	TO	BLK	STL	PTS	AVG		
vs Mississippi St.	11/11/2022		00:41	0-0	.000	0-0	.000	0-0	.000	0	0	0	0.0	0	0	0	0	0	0	0	0	0.0
Muskingum	12/04/2022		08:01	1-5	.200	1-4	.250	0-2	.000	0	0	0	0.0	2	0	1	0	1	3	1.5		
Maine	12/19/2022		03:23	0-0	.000	0-0	.000	0-0	.000	0	1	1	0.3	1	2	0	0	1	0	1.0		
at Bradley	12/22/2022		00:39	0-0	.000	0-0	.000	0-0	.000	0	0	0	0.3	0	0	0	0	0	0	0.8		
Concord	12/30/2022		04:09	1-1	1.000	1-1	1.000	0-0	.000	0	0	0	0.2	1	1	1	0	0	3	1.2		
NIU	01/03/2023		02:20	1-1	1.000	1-1	1.000	0-0	.000	0	0	0	0.2	0	0	0	0	0	3	1.5		
Totals		0	19:13	3-7	.429	3-6	.500	0-2	.000	0	1	1	0.2	4	3	2	0	2	9	1.5		

Player Averages

Games Played	Minutes/game	Points/game	FG Pct	3FG Pct	FT Pct	Rebounds/game	Assists/game	Turnovers/game	Assist/Turnover ratio	Steals/game	Blocks/game
6	3.2	1.5	42.9	50.0	0.0	0.2	0.5	0.3	1.5	0.3	0.0

CAREER STATS

SEASON	TEAM	GP-GS	MIN/AVG	Field Goals		3-Point		F-Throws		Rebounds				Scoring							
				FG-FGA	FG%	3FG-3FGA	3FG%	FT-FTA	FT%	OFF	DEF	TOT	AVG	PF	FO A	TO	BLK	STL	PTS	AVG	
2021-22	UA	6-0	14/2.4	1-4	.250	0-3	.000	0-0	.000	0	0	0	0.0	1	0	2	0	0	1	2	0.3
2022-23	UA	6-0	19/3.2	3-7	.429	3-6	.500	0-2	.000	0	1	1	0.2	4	0	3	2	0	2	9	1.5
TOTAL		12-0	33/2.8	4-11	.364	3-9	.333	0-2	.000	0	1	1	0.1	5-0	5	2	0	3	11	0.9	

Single Game Highs

Statistic	Value
Points	3 vs Muskingum 12/04/22, vs Concord 12/30/22, vs NIU 01/03/23
Rebounds	1 vs Maine 12/19/22
Assists	2 vs Maine 12/19/22
Steals	1 vs Wheeling 11/18/21, vs Muskingum 12/04/22, vs Maine 12/19/22
FG Made	1 4 times
FG Attempts	5 vs Muskingum 12/04/22
3FG Made	1 vs Muskingum 12/04/22, vs Concord 12/30/22, vs NIU 01/03/23
3FG Attempts	4 vs Muskingum 12/04/22
FT Attempts	2 vs Muskingum 12/04/22



22 · MIKAL DAWSON · JR · W · HUNTINGTON, W.VA.



SEASON STATS

Opponent	Date	GS	MIN	Total		3-Pointers		Free throws		Rebounds				PF	A	TO	BLK	STL	PTS	AVG	
				FG-FGA	PCT	3FG-3FGA	PCT	FT-FTA	PCT	OFF	DEF	TOT	AVG								
at Ohio St.	11/09/2021		10:03	1-5	.200	0-3	.000	0-1	.000	1	1	2	2.0	2	0	2	0	0	2	2.0	
Point Park	11/13/2021		20:24	4-8	.500	4-8	.500	0-0	.000	1	1	2	2.0	3	2	1	0	1	12	7.0	
Wheeling	11/18/2021		20:51	2-4	.500	1-3	.333	0-2	.000	1	2	3	2.3	1	1	2	0	1	5	6.3	
vs Fordham	11/22/2021		16:59	0-1	.000	0-0	.000	0-0	.000	1	1	2	2.3	2	2	0	0	2	0	4.8	
vs App State	11/23/2021		14:13	3-7	.429	2-6	.333	0-0	.000	0	3	3	2.4	2	0	0	0	1	8	5.4	
vs Evansville	11/24/2021		24:26	1-3	.333	1-2	.500	0-0	.000	2	2	4	2.7	2	1	1	0	1	3	5.0	
Marshall	12/01/2021		28:20	0-2	.000	0-1	.000	0-0	.000	3	1	4	2.9	2	1	0	0	0	0	4.3	
Southern U.	12/04/2021		22:49	2-6	.333	2-6	.333	1-2	.500	2	3	5	3.1	4	1	2	0	2	7	4.6	
Florida A&M	12/12/2021		10:18	0-2	.000	0-2	.000	0-0	.000	0	1	1	2.9	3	0	0	0	0	0	4.1	
at Wright St.	12/15/2021		28:14	1-5	.200	1-5	.200	0-0	.000	0	1	1	2.7	2	1	0	0	1	3	4.0	
Buffalo	01/01/2022		27:32	3-6	.500	3-6	.500	0-0	.000	1	3	4	2.8	0	0	0	0	1	9	4.5	
Ohio	01/04/2022		34:35	4-11	.364	4-9	.444	2-2	1.000	0	3	3	2.8	1	2	0	0	1	14	5.3	
Ball St.	01/11/2022		21:51	4-6	.667	2-4	.500	0-1	.000	2	2	4	2.9	4	0	2	1	0	10	5.6	
at Kent St.	01/14/2022		21:27	0-2	.000	0-2	.000	0-0	.000	0	0	0	2.7	2	0	1	0	0	0	5.2	
Western Mich.	01/18/2022		22:41	3-7	.429	3-6	.500	0-0	.000	1	2	3	2.7	2	1	1	0	1	9	5.5	
at Bowling Green	01/20/2022		26:11	1-4	.250	1-4	.250	0-0	.000	1	2	3	2.8	1	0	0	0	0	3	5.3	
Eastern Mich.	01/22/2022		17:39	0-2	.000	0-2	.000	0-0	.000	0	2	2	2.7	1	0	2	0	0	0	5.0	
at Central Mich.	01/25/2022		20:11	0-1	.000	0-1	.000	0-0	.000	2	1	3	2.7	1	1	0	0	0	0	4.7	
at Toledo	01/28/2022		27:42	4-9	.444	3-8	.375	3-3	1.000	3	4	7	2.9	2	0	1	0	0	14	5.2	
Miami (OH)	02/04/2022		26:16	0-4	.000	0-4	.000	2-2	1.000	2	3	5	3.1	1	1	0	0	0	2	5.1	
at Miami (OH)	02/06/2022		17:50	0-1	.000	0-1	.000	1-2	.500	1	0	1	3.0	2	2	0	0	2	1	4.9	
at NIU	02/08/2022		23:54	2-5	.400	2-4	.500	0-0	.000	1	2	3	3.0	2	1	1	0	0	6	4.9	
Kent St.	02/11/2022		19:52	1-3	.333	1-3	.333	1-2	.500	1	2	3	3.0	1	1	1	0	1	4	4.9	
at Western Mich.	02/15/2022		21:22	1-2	.500	1-2	.500	0-0	.000	0	3	3	3.0	1	1	2	0	0	3	4.8	
NIU	02/17/2022	*	22:10	2-5	.400	1-4	.250	2-2	1.000	0	0	0	2.8	3	0	1	0	3	7	4.9	
at Eastern Mich.	02/19/2022	*	23:32	1-4	.250	1-4	.250	0-0	.000	0	3	3	2.8	1	1	0	0	2	3	4.8	
Bowling Green	02/22/2022	*	27:28	4-7	.571	4-7	.571	5-6	.833	0	4	4	2.9	3	0	0	0	2	17	5.3	
at Ohio	02/25/2022	*	37:17	5-8	.625	1-4	.250	4-4	1.000	1	4	5	3.0	2	2	2	0	2	15	5.6	
at Ball St.	03/01/2022	*	34:12	4-9	.444	3-8	.375	0-0	.000	1	3	4	3.0	2	1	0	0	4	11	5.8	
Central Mich.	03/04/2022	*	32:27	1-5	.200	1-4	.250	2-4	.500	3	5	8	3.2	1	2	1	0	1	5	5.8	
vs Buffalo	03/10/2022	*	33:38	5-9	.556	3-4	.750	1-2	.500	2	2	4	3.2	1	1	1	0	1	14	6.0	
vs Toledo	03/11/2022	*	28:19	3-6	.500	3-6	.500	0-0	.000	0	5	5	3.3	3	0	0	1	0	9	6.1	
vs Kent St.	03/12/2022	*	28:38	1-2	.500	1-1	1.000	0-0	.000	2	3	5	3.3	0	1	0	0	3	3	6.0	
vs UCLA	03/17/2022	*	31:27	1-4	.250	0-2	.000	0-0	.000	3	2	5	3.4	1	1	1	0	1	2	5.9	
Totals			10	824:47	64-165	.388	49-136	.360	24-35	.686	38	76	114	3.4	61	28	25	2	34	201	5.9

CAREER STATS

SEASON	TEAM	GP-GS	MIN/AVG	Field Goals		3-Point		F-Throws		Rebounds				Scoring						
				FG-FGA	FG%	3FG-3FGA	3FG%	FT-FTA	FT%	OFF	DEF	TOT	AVG	PF-FO	A	TO	BLK	STL	PTS	AVG
2019-20	UA	17-0	75/4.4	2-12	.167	0-7	.000	2-4	.500	7	9	16	0.9	9-0	1	6	1	1	6	0.4
2020-21	UA	23-0	305/13.3	34-81	.420	20-62	.323	10-13	.769	19	31	50	2.2	25-0	14	9	0	10	98	4.3
2021-22	UA	34-10	825/24.3	64-165	.388	49-136	.360	24-35	.686	38	76	114	3.4	61-0	28	25	2	34	201	5.9
TOTAL		74-10	1205/16.3	100-258	.388	69-205	.337	36-52	.692	64	116	180	2.4	95-0	43	40	3	45	305	4.1

Single Game Highs

Statistic	Value	
Points	17	vs Bowling Green 02/22/22
Rebounds	8	vs Central Mich. 03/04/22
Assists	2	9 times
Steals	4	at Ball St. 03/01/22
Blocks	1	at Bowling Green 02/25/20, vs Ball St. 01/11/22, vs Toledo 03/11/22
FG Made	5	at Western Mich. 01/23/21, at Ohio 02/25/22, vs Buffalo 03/10/22
FG Attempts	11	vs Ohio 01/04/22
3FG Made	4	vs Point Park 11/13/21, vs Ohio 01/04/22, vs Bowling Green 02/22/22
3FG Attempts	9	vs Cedarville 12/12/20, vs Ohio 01/04/22
FT Made	5	vs Bowling Green 02/22/22
FT Attempts	6	vs Bowling Green 02/22/22



25 • ENRIQUE FREEMAN • JR • F • CLEVELAND, OHIO



SEASON STATS

Opponent	Date	GS	MIN	Total		3-Pointers		Free throws		Rebounds				PF	A	TO	BLK	STL	PTS	AVG	
				FG-FGA	PCT	3FG-3FGA	PCT	FT-FTA	PCT	OFF	DEF	TOT	AVG								
South Dakota St.	11/07/2022	*	34:07	10-15	.667	0-0	.000	3-4	.750	5	9	14	14.0	4	6	3	1	0	23	23.0	
vs Mississippi St.	11/11/2022	*	27:33	3-5	.600	0-0	.000	3-4	.750	1	2	3	8.5	3	0	2	0	2	9	16.0	
Morgan St.	11/15/2022	*	34:30	7-13	.538	0-0	.000	3-6	.500	7	6	13	10.0	2	2	3	3	1	17	16.3	
vs Western Ky.	11/21/2022	*	35:18	7-8	.875	0-1	.000	4-8	.500	3	8	11	10.3	2	3	2	0	0	18	16.8	
vs LSU	11/22/2022	*	33:60	1-6	.167	0-0	.000	1-4	.250	5	5	10	10.2	1	2	1	1	0	3	14.0	
vs Nevada	11/23/2022	*	35:27	4-11	.364	0-0	.000	1-3	.333	2	7	9	10.0	3	2	2	1	0	9	13.2	
at Marshall	11/30/2022	*	28:17	4-12	.333	0-0	.000	2-4	.500	4	10	14	10.6	4	2	2	0	1	10	12.7	
Muskingum	12/04/2022	*	22:46	3-3	1.000	0-0	.000	2-4	.500	1	3	4	9.8	0	2	2	1	2	8	12.1	
Jackson St.	12/11/2022	*	33:48	7-7	1.000	0-0	.000	3-4	.750	1	8	9	9.7	0	5	0	3	1	17	12.7	
Wright St.	12/14/2022	*	24:04	4-9	.444	0-0	.000	0-0	.000	5	10	15	10.2	4	2	3	0	0	8	12.2	
Maine	12/19/2022	*	24:17	7-12	.583	0-0	.000	0-0	.000	2	6	8	10.0	0	2	3	1	0	14	12.4	
at Bradley	12/22/2022	*	31:02	5-12	.417	0-0	.000	1-3	.333	5	5	10	10.0	1	0	4	0	2	11	12.3	
Concord	12/30/2022	*	24:11	7-8	.875	0-0	.000	4-10	.400	3	7	10	10.0	3	2	2	2	0	18	12.7	
NIU	01/03/2023	*	30:32	10-18	.556	0-0	.000	7-10	.700	4	11	15	10.4	1	2	3	0	3	27	13.7	
at Ball St.	01/06/2023	*	33:44	9-13	.692	0-0	.000	5-6	.833	5	9	14	10.6	4	1	4	2	2	23	14.3	
at Bowling Green	01/10/2023	*	33:17	6-11	.545	0-1	.000	9-10	.900	3	13	16	10.9	2	1	1	1	0	21	14.8	
Totals			16	486:52	94-163	.577	0-2	.000	48-80	.600	56	119	175	10.9	34	34	37	16	14	236	14.8

Player Averages

Games Played	Minutes/ game	Points/ game	FG Pct	3FG Pct	FT Pct	Rebounds/ game	Assists/ game	Turnovers/ game	Assist/Turnover ratio	Steals/ game	Blocks/ game
16	30.4	14.8	57.7	0.0	60.0	10.9	2.1	2.3	0.9	0.9	1.0

CAREER STATS

SEASON	TEAM	GP-GS	MIN/AVG	Field Goals		3-Point		F-Throws		Rebounds				Scoring						
				FG-FGA	FG%	3FG-3FGA	3FG%	FT-FTA	FT%	OFF	DEF	TOT	AVG	PF-FO	A	TO	BLK	STL	PTS	AVG
2019-20	UA	7-0	13/1.9	1-1	1.000	0-0	.000	3-4	.750	1	3	4	0.6	1-0	0	0	1	0	5	0.7
2020-21	UA	23-20	517/22.5	77-104	.740	0-0	.000	27-41	.659	65	146	211	9.2	58-0	7	34	44	12	181	7.9
2021-22	UA	34-34	981/28.8	175-263	.665	0-3	.000	100-154	.649	111	256	367	10.8	100-4	46	64	41	16	450	13.2
2022-23	UA	16-16	487/30.4	94-163	.577	0-2	.000	48-80	.600	56	119	175	10.9	34-0	34	37	16	14	236	14.8
TOTAL		80-70	1998/25.0	347-531	.653	0-5	.000	178-279	.638	233	524	757	9.5	193-4	87	135	102	42	872	10.9

Single Game Highs

Statistic	Value	
Points	27	vs NIU 01/03/23
Rebounds	21	vs Malone 12/19/20
Assists	6	vs South Dakota St. 11/07/22
Steals	3	vs NIU 01/03/23
Blocks	5	at Central Mich. 01/25/22, at Western Mich. 02/15/22
FG Made	11	vs Malone 12/19/20
FG Attempts	18	vs NIU 01/03/23
3FG Attempts	1	5 times
FT Made	9	at Bowling Green 01/10/23
FT Attempts	12	vs Marshall 12/01/21



34 • NATE JOHNSON • FR • F • LIBERTY TWP, OHIO



SEASON STATS

Opponent	Date	GS	MIN	Total		3-Pointers		Free throws		Rebounds				PF	A	TO	BLK	STL	PTS	AVG
				FG-FGA	PCT	3FG-3FGA	PCT	FT-FTA	PCT	OFF	DEF	TOT	AVG							
South Dakota St.	11/07/2022		25:09	3-4	.750	1-2	.500	0-0	.000	0	2	2	2.0	2	1	0	1	1	7	7.0
vs Mississippi St.	11/11/2022		18:51	0-2	.000	0-2	.000	0-0	.000	0	1	1	1.5	1	0	0	0	0	0	3.5
Morgan St.	11/15/2022		21:20	4-6	.667	2-2	1.000	1-2	.500	1	1	2	1.7	2	1	1	0	2	11	6.0
vs Western Ky.	11/21/2022		29:08	3-3	1.000	3-3	1.000	0-0	.000	2	3	5	2.5	2	1	2	0	1	9	6.8
vs LSU	11/22/2022		20:20	0-2	.000	0-0	.000	0-0	.000	5	2	7	3.4	0	0	2	0	0	0	5.4
vs Nevada	11/23/2022		19:18	1-3	.333	0-1	.000	0-0	.000	0	3	3	3.3	4	0	1	0	2	2	4.8
at Marshall	11/30/2022	*	23:59	0-4	.000	0-1	.000	0-0	.000	2	3	5	3.6	1	0	2	0	0	0	4.1
Muskingum	12/04/2022		13:28	4-6	.667	1-2	.500	0-0	.000	1	2	3	3.5	2	0	1	0	0	9	4.8
Jackson St.	12/11/2022		11:27	0-3	.000	0-2	.000	0-0	.000	0	1	1	3.2	0	1	1	0	1	0	4.2
Wright St.	12/14/2022		12:38	0-1	.000	0-0	.000	0-0	.000	0	3	3	3.2	0	1	2	0	1	0	3.8
Maine	12/19/2022		17:36	0-1	.000	0-0	.000	1-2	.500	1	0	1	3.0	2	1	0	0	1	1	3.5
at Bradley	12/22/2022		15:26	0-2	.000	0-1	.000	0-0	.000	0	3	3	3.0	0	0	2	0	0	0	3.3
Concord	12/30/2022		15:48	4-6	.667	1-2	.500	0-0	.000	0	1	1	2.8	1	0	1	0	4	9	3.7
NIU	01/03/2023		29:53	3-6	.500	1-2	.500	1-2	.500	1	1	2	2.8	1	0	0	0	0	8	4.0
at Ball St.	01/06/2023		17:21	2-3	.667	0-0	.000	2-2	1.000	0	1	1	2.7	5	1	1	0	0	6	4.1
at Bowling Green	01/10/2023		15:16	0-1	.000	0-0	.000	2-2	1.000	1	3	4	2.8	4	1	0	0	0	2	4.0
Totals		1	306:57	24-53	.453	9-20	.450	7-10	.700	14	30	44	2.8	27	8	16	1	13	64	4.0

Player Averages

Games Played	Minutes/game	Points/game	FG Pct	3FG Pct	FT Pct	Rebounds/game	Assists/game	Turnovers/game	Assist/Turnover ratio	Steals/game	Blocks/game
16	19.2	4.0	45.3	45.0	70.0	2.8	0.5	1.0	0.5	0.8	0.1

CAREER STATS

SEASON	TEAM	GP-GS	MIN/AVG	Field Goals		3-Point		F-Throws		Rebounds				Scoring						
				FG-FGA	FG%	3FG-3FGA	3FG%	FT-FTA	FT%	OFF	DEF	TOT	AVG	PF-FO	A	TO	BLK	STL	PTS	AVG
2022-23	UA	16-1	307/19.2	24-53	.453	9-20	.450	7-10	.700	14	30	44	2.8	27-1	8	16	1	13	64	4.0
TOTAL		16-1	307/19.2	24-53	.453	9-20	.450	7-10	.700	14	30	44	2.8	27-1	8	16	1	13	64	4.0

Single Game Highs

Statistic	Value
Points	11 vs Morgan St. 11/15/22
Rebounds	7 vs LSU 11/22/22
Assists	1 8 times
Steals	4 vs Concord 12/30/22
Blocks	1 vs South Dakota St. 11/07/22
FG Made	4 vs Morgan St. 11/15/22, vs Muskingum 12/04/22, vs Concord 12/30/22
FG Attempts	6 4 times
3FG Made	3 vs Western Ky. 11/21/22
3FG Attempts	3 vs Western Ky. 11/21/22
FT Made	2 at Ball St. 01/06/23, at Bowling Green 01/10/23
FT Attempts	2 5 times



JOHN GROCE

Head Coach

Sixth Season at Akron

15th Season Overall

Taylor '94

Groce became the Akron Zips 22nd head coach on April 6, 2017. He completed his fifth season at Akron with a 94-59 overall record, including a 63-25 mark over the last three seasons.

In Mid-American Conference play, the Zips are 54-38 under Groce and 40-16 over the last three years, owning the best winning percentage (.714) in the league.

Groce has a long track record of building championship caliber teams and

all-around successful young men. The program's mission "to be impactful", and the vision "OneAkron", resonates with everyone involved in the program as he is notorious for saying "It takes a village."

In 2022, The University of Akron basketball program claimed the 2022 MAC Men's Basketball Tournament Championship and advanced to the 2022 NCAA Tournament for the fifth time in program history. Akron entered NCAA Tournament as a No. 13 seed and played against the No. 4 seed UCLA Bruins in the First Round of the East Region at the Moda Center in Portland, Oregon on March 17, 2022. The Zips fell 57-53. Akron won eight consecutive games entering the NCAA Tournament, including the last five regular season games and the three MAC Tournament games. The Zips finished the season with a 24-10 overall record and 14-6 record in league play.

In 2020, the Zips matched the best regular season record in program history at 24-7. Groce led the Zips to five consecutive Mid-American Conference Tournaments, earning the No. 4 seed and defeating fifth-seeded Buffalo (70-68) in the quarterfinal round, top-seeded Toledo (70-62) in the semifinal round and second-seeded Kent State (75-55) in the finals. Akron earned No. 1 seed in 2020 - the 2020 MAC Tournament was canceled due to the COVID-19 pandemic.

During his 27-year coaching career, he has helped coach teams to 19 postseason appearances in 24 opportunities, including six regular season conference championships, eight conference tournament championships, a National Runner-up, an Elite 8, an NCAA Sweet 16 and seven Round of 32 appearances. Over 27 years his teams have not only shown consistent success on the court but have demonstrated sustained excellence in the classroom as well.

Prior to joining the Zips, Groce was head men's basketball coach at the University of Illinois for five seasons. During his tenure at Illinois, he led the Illini to an average of 19 wins per season along with postseason appearances in four of his five years in Champaign, owning a 95-75 record.

He arrived at Illinois after four seasons as head coach at Ohio University, where he led the Bobcats to an 85-56 overall record as well as Mid-American Conference Tournament titles and NCAA Tournament appearances in 2010 and 2012. Groce pursued building a championship program in all phases. There were signature wins on the court, player development improvements, recruiting success, and achievement in the classroom as well.

Ohio was the story of the 2012 Tournament, advancing to the Sweet 16 as a No. 13 seed with victories over No. 4 seed Michigan followed by No. 12 seed South Florida. The Bobcats made a strong push for the Elite Eight before falling to No. 1 seed North Carolina in overtime in the regional semifinal. It marked just the second time in Ohio's school history and first since 1964 that the Bobcats won multiple games in the NCAA Tournament. Ohio finished the 2012 season with a school-record 29 wins and was known for its pressure defense, ranking second nationally in turnover percentage and third in steals percentage.

Ohio also made noise in the 2010 postseason. Playing in the school's first NCAA Tournament game in five seasons, the Bobcats received a No. 14 seed and defeated No. 3 seed Georgetown. With the 2010 and 2012 NCAA performances, Ohio became just the sixth school ever to win Tournament games as both a 13 and 14 seed.

Groce earned his first head-coaching job at Ohio following four seasons on Thad Matta's staff at Ohio State from 2005-08, the first two as assistant coach and last two as associate head coach. During Groce's time in Columbus the Buckeyes amassed a record of 105-35, advanced to the NCAA Championship game in 2007 and second round in 2006, claimed back-to-back outright Big Ten Championships in 2006 and 2007 and won the NIT in 2008.

Groce played a key role in recruiting many of the top players at Ohio State and was named Rivals' 2006 National Recruiter of the Year.

Groce earned a bachelor's degree in mathematics from Taylor in 1994. He and his wife, Allison, have two sons, Conner and Camden, and a daughter, Cate.

THE JOHN GROCE FILE

COACHING EXPERIENCE

2018-present	Akron	Head Coach
2013-17	Illinois	Head Coach
2009-12	Ohio	Head Coach
2007-08	Ohio State	Associate Head Coach
2005-06	Ohio State	Assistant Coach
2002-04	Xavier	Assistant Coach
2001	Butler	Assistant Coach
1997-00	N.C. State	Assistant Coach
1994-96	Taylor	Assistant Coach

YEAR-BY-YEAR COACHING RECORD

Year	Team	Overall	Conference	Finish/Postseason
2008-09	Ohio	15-17 (.468)	7-9 (.438)	6th East
2009-10	Ohio	22-15 (.595)	7-9 (.438)	5th East, NCAA Second Round
2010-11	Ohio	19-16 (.543)	9-7 (.563)	3rd East, CIT Quarterfinals
2011-12	Ohio	29-8 (.784)	11-5 (.688)	3rd East, NCAA Sweet 16
Ohio Totals (4 seasons)		85-56 (.603)	34-30 (.531)	
2012-13	Illinois	23-13 (.639)	8-10 (.444)	T7th, NCAA Third Round
2013-14	Illinois	20-15 (.571)	7-11 (.389)	T8th, NIT Second Round
2014-15	Illinois	19-14 (.576)	9-9 (.500)	T7th, NIT First Round
2015-16	Illinois	15-19 (.441)	5-13 (.278)	12th
2016-17	Illinois	18-14 (.563)	8-10 (.444)	9th
Illinois (5 seasons)		97-76 (.561)	37-53 (.411)	
2017-18	Akron	14-18 (.438)	6-12 (.333)	6th East
2018-19	Akron	17-16 (.515)	8-10 (.444)	4th East
2019-20	Akron	24-7 (.770)	14-4 (.760)	1st, MAC Champions
2020-21	Akron	15-8 (.667)	12-6 (.667)	3rd in MAC
2021-22	Akron	24-10 (.714)	14-6 (.727)	t-3rd, NCAA First Round
2022-23	Akron	10-6 (.625)	2-1 (.667)	
Akron (5 seasons)		104-65 (.618)	56-39 (.587)	
Career Totals (12 seasons)		286-197 (.592)	127-122 (.508)	

BIRTHDATE: Sept. 7, 1971 **EDUCATION:** Taylor University, B.S. in mathematics, 1994
HOMETOWN: Danville, Ind. **PLAYING CAREER:** 1991-93 Basketball (Taylor)
FAMILY: Wife- Allison, Children- Conner, Camden, and Cate



Groce ALL-Time Record vs Opponents

THE NUMBERS ON AKRON HOOPS...

4 Akron has won three MAC tournament titles to represent the league in the NCAA Tournament.

17 The number of times the Zips have finished in the top-three in the MAC East since divisional play began during the 1997-98 season.

19 Only 10 teams had at least 19 wins every season since the start of the 2004-05 campaign, including the Zips.

21 Akron was one of just four programs in all of Division I basketball to post at least 21 wins in 12 straight-seasons.

87 Akron has posted 87 winning seasons in 121 years of basketball.

85.0 The Zips have a home winning percentage of 85.0 since the start of the 2004-05 campaign (244-44).

126 The number of wins in league play the Zips have posted since the start of the 2012 MAC schedule 126-50, .696).

211 Akron has posted 211 wins in conference play since the 2004-05 season (211-66 .759). The Zips' 211 wins are the most in the league during that stretch.

248 Akron has posted 248 home wins since the 2004-05 campaign (248-44, .853).

402 The number of wins the Zips have posted since the start of the 2004-05 season, the most victories in the MAC.

705 The number of consecutive games that Akron has made at least one 3-point basket.

1,681 The Zips have won 1,681 games in their 122 seasons of basketball. Akron was the 56th Division I program to post 1,500 all-time wins.

Opponent	UA W-L	TOT W-L			
Akron	0-0	6-4	Minnesota	0-0	6-3
Alabama	0-0	0-1	Mississippi State	0-1	0-1
Alabama State	1-0	2-0	Mississippi Valley State	1-0	1-0
American	0-0	1-0	Missouri	0-0	4-1
Appalachian State	1-1	1-1	Morgan State	1-0	2-0
Arkansas State	0-0	1-0	Muskingum	0-0	0-0
Auburn	0-0	2-0	Nebraska	0-0	5-3
Austin Peay	0-0	2-1	Nevada	0-2	0-2
BYU	0-0	1-0	Norfolk State	0-0	2-0
Ball State	5-4	8-7	North Carolina	0-0	0-1
Baylor	0-0	1-0	North Carolina Central	1-0	1-0
Boston U.	0-0	1-0	North Carolina A&T	0-0	2-0
Bowling Green	9-3	12-9	North Carolina State	0-0	1-0
Bradley	0-1	1-1	North Dakota State	0-0	1-0
Brown	0-0	1-0	North Florida	0-0	0-1
Bucknell	0-0	1-0	Northern Illinois	5-3	9-3
Buffalo	3-8	8-12	Northern Iowa	0-0	1-0
Butler	0-0	1-0	Northern Kentucky	0-0	1-0
Carnegie Mellon	1-0	1-0	Northwestern	0-0	5-3
Cedarville	2-0	2-0	Notre Dame	0-0	0-1
Central Michigan	6-1	9-3	Oakland	0-0	1-1
Chaminade	0-0	1-0	Ohio	6-4	6-4
Chattanooga	1-0	1-1	Ohio Valley	0-0	1-0
Chicago State	1-0	3-0	Ohio State	0-1	2-7
Clemson	0-1	0-2	Oregon	0-0	0-2
Cleveland State	1-0	1-0	Penn State	0-0	4-3
Colgate	0-0	1-0	Pittsburgh	0-0	0-1
Colorado	0-0	1-0	Point Park	1-0	1-0
Concord	3-0	3-0	Portland	0-0	1-0
Coppin State	0-0	1-0	Princeton	0-1	0-1
Dartmouth	0-0	1-0	Providence	0-0	0-1
Davidson	0-1	0-1	Purdue	0-0	3-5
Dayton	0-1	0-1	Robert Morris	0-0	0-3
Delaware	0-0	2-1	Rutgers	0-0	3-1
Detroit Mercy	1-0	2-0	St. Bonaventure	1-1	1-2
Eastern Kentucky	0-0	2-1	St. Francis (N.Y.)	0-0	2-0
Eastern Michigan	7-3	9-5	St. Francis (Pa.)	0-0	1-0
East Tennessee State	0-0	0-1	Santa Clara	0-0	1-0
Elon	0-0	1-0	South Carolina Upstate	1-0	1-0
Evansville	1-0	1-0	South Dakota	0-0	1-0
Fordham	0-1	0-1	South Dakota State	1-0	1-0
Florida State	0-0	0-1	South Florida	0-0	1-0
Florida A&M	1-0	1-0	Southeast Missouri	0-0	1-0
Gardner-Webb	0-0	1-0	Southern	2-0	2-0
George Mason	0-0	0-1	Temple	0-0	0-1
Georgetown	0-0	1-0	Tennessee	0-0	0-1
Georgia Southern	0-0	1-0	Tennessee-Martin	1-0	2-0
Georgia Tech	0-0	1-1	Tennessee State	1-0	1-0
Gonzaga	0-0	1-0	Texas A&M-Corpus Christi	0-0	1-0
Hampton	0-0	1-0	Toledo	1-6	6-7
Hawaii	0-0	1-0	Towson	0-0	0-0
Holy Cross	0-0	1-0	Tulane	1-0	1-0
Illinois State	0-1	2-1	Tulsa	0-0	1-1
Indiana	0-0	3-6	UAB	0-0	1-0
Indiana State	0-0	2-0	UIC	0-0	2-0
Iowa	0-0	4-4	UNC Asheville	0-0	1-0
Iowa State	0-0	0-1	UNLV	0-0	1-0
IPFW	1-1	2-1	USC	0-1	1-1
IUPUI	0-0	2-1	VCU	0-0	1-0
Jacksonville State	1-0	2-0	Valparaiso	0-0	2-0
Kansas	0-0	0-1	Villanova	0-0	0-1
Kennesaw State	0-0	2-0	West Virginia	0-1	0-2
Kent State	6-5	10-10	Western Carolina	0-0	2-0
Lamar	0-0	2-1	Western Kentucky	1-0	1-0
Louisville	0-1	0-3	Western Michigan	5-2	8-4
Liberty	0-1	0-1	Wheeling	1-0	1-0
LSU	0-1	0-1	William & Mary	0-0	1-0
Maine	1-0	1-0	Winthrop	0-0	1-1
Malone	3-0	3-0	Wisconsin	0-0	0-8
Marietta	0-0	1-0	Wright State	2-0	4-0
Massachusetts	1-0	1-0	Xavier	0-0	0-1
Marshall	2-2	4-5	Yale	0-0	1-0
Maryland	0-0	1-3	Youngstown State	1-0	1-0
McKendree	0-0	1-0	TOTAL	104-65	286-197
Merrimack	1-0	1-0			
Miami (Fla.)	0-0	0-2			
Miami (Ohio)	7-3	13-6			
Michigan	0-0	3-9			
Michigan State	0-0	3-4			
Middle Tennessee	0-0	1-0			



LAST TIME AKRON...

Scored 50+ points in a half: 7x Most: vs Point Park (50), 11/13/21 (2nd)
Scored 55+ points in a half: vs. Detroit (58), 12/18/13 (2nd)
Scored 60+ points in a half: vs. Denison (70), 12/7/05 (1st)
Scored 90+ Points: vs. Youngstown State (98), 11/10/18
Scored 90+ Points (MAC): Buffalo (91) 1/28/17
Scored 100+ Points: vs. Point Park (102), 11/13/21
Scored 100+ Points (MAC): at Northern Illinois (101, 2ot), 1/29/03
Scored 110+ Points: vs. Ball State (106, 2ot), 1/27/18
Scored 110+ Points (MAC): vs. Ball State (111, 2ot), 1/27/18
Scored 120+ Points: vs. Denison (123), 12/7/05
Scored 50 points or less: at Gonzaga (43), 12/10/16
Scored 50 points or less (MAC): vs. Ohio (50), 2/22/14
Scored 100 points in consecutive games: vs. Ball State (105, ot), 1/4/03; at Ohio (104, 4ot), 1/8/03
Scored 100 points in 3+ consecutive games: vs. Central Connecticut (100), 12/3/67; vs. Marietta (100), 12/10/67; at Heidelberg (102), 12/13/67
Won a game by 20+ points: vs. Radford (47, 88-41), 11/17/16
Won a game by 30+ points: vs. Chicago State (41, 87-46), 11/16/18
Won by one point: at Buffalo (91-90), 1/28/17
Lost by one point: at Northern Illinois (80-79), 2/13/16
Consecutive games decided by one point: at Bowling Green (W, 69-68), 1/31/15; at Ohio (L, 83-82), 2/4/15
Made 35+ field goals: vs. Point Park (36), 11/13/21
Made 40+ field goals: vs. Denison (46), 12/7/05
Made 45+ field goals: vs. Denison (46), 12/7/05
Made 50+ field goals: vs. Hiram (57), 2/25/61
Shot over 50% from the field: vs. Point Park (.500, 36-72), 11/13/21
Shot over 60% from the field: at IPFW (.643, 36-56), 3/19/14
Shot over 65% from the field: at Kent State (.660, 33-55), 1/24/98
Shot under 30% from the field: at North Dakota State (.298, 17-57), 12/16/14
Made 10+ 3-pointers: vs. Point Park (13) 11/13/21
Made 15+ 3-pointers (4x Last): at Eastern Michigan (18) 2/10/17
Made 20+ 3-pointers: vs. BGSU (20) 3/1/16
Made 0 3-pointers: vs. Purdue, 12/7/00
Shot over 50% from 3-point (10 att): vs. Buffalo (.591, 13-22), 2/24/17
Shot over 60% from 3-point (10 att): at Ohio (.600, 9-15), 1/12/14
Shot over 70% from 3-point (10 att): vs. Ohio (.750, 9-12), 3/10/12
Shot over 75% from 3-point (8 att): vs. Northern Ill. (.778, 7-9), 2/19/90
Made 20+ free throws: vs. Buffalo (20), 2/24/17
Made 25+ free throws: vs. Buffalo (26), 1/28/17
Made 30+ free throws: vs. Youngstown State (35), 12/21/07
Made 35+ free throws: vs. Youngstown State (35), 12/21/07
Made 40+ free throws: vs. Ball State (.905, 19-of-21), 1/27/18
Shot 100% from foul line (min. 10 att.): vs. Bowling Green (10-10), 2/21/17
Had 15+ steals: vs. Bluffton (17), 12/20/14
Had 20+ steals: vs. Tiffin (20), 11/19/06
Had 20+ assists: at Ohio (21), 2/27/13
Had 25+ assists: vs. North Carolina Central (26), 12/8/07
Had 30+ assists: vs. Denison (31), 12/7/05
Had 50+ rebounds: vs. Arkansas-Pine Bluff (50), 12/18/12
Had 60+ rebounds: vs. Coppin State (61), 1/2/13
Won rebounds by +20: vs. Coppin State (29, 61-32), 1/2/13
Lost rebounds by +20: vs. Canisius (20, 27-47), 11/15/08
Had 10+ blocked shots: at Buffalo (10), 2/16/16
Had 15+ blocked shots: vs. Kent State (15), 3/12/11
Had 5 or fewer turnovers: vs. Youngstown State (5), 11/10/18
Had 10 or fewer turnovers: at Western Michigan (8), 1/24/17
Had 20+ turnovers: vs. Miami (Ohio) (20), 2/21/15
Had 25+ turnovers: vs. Arkansas-Pine Bluff (25), 12/18/12
Won in overtime: at Ohio (83-80, 2OT), 1/12/14
Lost in overtime: vs. Ohio State (NIT: 72-63), 3/15/16
Played in two overtimes: vs. Ball State (L, 111-106, 2ot), 1/27/18
Played in three overtimes: vs. Xavier (L, 113-111), 12/21/96
Played in four overtimes: at Ohio (L, 112-104), 1/8/02
Played in five overtimes: at Eastern Kentucky (W, 88-86), 1/26/84
Played consecutive overtime games: vs. Ball State (W, 105-104, ot), 1/4/03; at Ohio (L, 112-104, 4ot), 1/8/03
Overcame a 10+ point deficit to win: Trailed 38-27 vs. CMU, won 89-85, 11/10/17
Overcame a 15+ point deficit to win: Trailed 52-37 at NIU, won 76-73, 1/31/17
Overcame a 20+ point deficit to win: Trailed 32-12 vs. Buffalo, won 68-64, 1/26/13

LAST TIME AN OPPONENT...

Scored 50+ points in a half: vs. Davidson (52), 12/25/17 (2nd)
Scored 55+ points in a half: vs. USC (55), 12/22/17 (2nd)
Scored 60+ points in a half: at Louisville (65), 12/10/05 (2nd)
Scored 90+ Points: Davidson (90), 12/25/17
Scored 90+ Points (MAC): Buffalo (90), 1/28/17
Scored 100+ Points: at Louisville (111), 12/10/05
Scored 100+ Points (MAC): at Northern Illinois (100, 2ot), 1/29/03
Scored 110+ Points: at Louisville (111), 12/10/05
Scored 110+ Points (MAC): vs. Ball State (111, 2ot), 1/27/18
Scored 120+ Points: at Eastern Kentucky (122), 1/19/80
Scored 50 points or less: vs. Radford (41), 1/28/17
Scored 50 points or less (MAC): vs. Miami (46), 1/23/16
Scored 100 points in consecutive games: vs. Ball State (104, ot), 1/4/03; at Ohio (112, 4ot), 1/8/03
Scored 100 points in consecutive games (MAC): vs. Ball State (104, ot), 1/4/03; at Ohio (112, 4ot), 1/8/03
Scored 100 points in 3+ consecutive games: Never
Won a game by 20+ points: vs. USC (31, 84-53), 12/21/17
Won a game by 30+ points: at South Carolina (32, 78-45), 12/28/13
Made 35+ field goals: at Buffalo (38), 2/19/14
Made 40+ field goals: at Louisville (40), 12/10/05
Made 45+ field goals: at Marshall (47), 12/21/51
Made 50+ field goals: Never
Shot over 50% from the field: vs. Davidson (.532, 33-62), 12/25/17
Shot over 60% from the field: at IPFW (.600, 33-55), 3/19/14
Shot over 65% from the field: vs. Ohio (.652, 30-46), 2/12/94
Shot under 30% from the field: vs. Western Michigan (.259, 14-54), 3/11/15
Made 10+ 3-pointers: Davidson (13), 12/25/17
Made 15+ 3-pointers 2x Most: vs. Marshall (12), 12/17/16
Made 0 3-pointers: at Valparaiso, 11/18/11
Shot over 50% from 3-point (10 att): vs. Eastern Michigan (.529, 9-17), 1/19/16
Shot over 60% from 3-point (10 att): at Ohio (.611, 11-18), 2/4/15
Shot over 70% from 3-point (10 att): vs. Toledo (.786, 11-14), 1/20/93
Shot over 75% from 3-point (10 att): at Toledo (.818, 9-11), 1/9/15
Made 20+ free throws: vs. USC (20), 12/25/17
Made 25+ free throws: at Kent State (25), 3/6/15
Made 30+ free throws: at Saint Mary's (32), 11/12/13
Made 35+ free throws: vs. Toledo (36, ot), 3/10/09
Made 40+ free throws: Never
Shot 90% from foul line: vs. Ohio (.900, 18-20), 2/27/15
Shot 100% from foul line (min. 10 att.): at Florida State (10-10), 3/18/08
Had 15+ steals: vs. Arkansas-Pine Bluff (18), 12/18/12
Had 20+ steals: Never
Had 20+ assists: at IPFW (20), 3/19/14
Had 25+ assists: at Northwestern (25), 3/13/12
Had 30+ assists: at Louisville (31), 12/10/05
Had 50+ rebounds: vs. Western Michigan (51), 3/11/11; (50), 1/8/16)
Had 10+ blocked shots: vs. VCU (10), 2/23/08
Had 15+ blocked shots: Never
Had 5 or fewer turnovers: vs. Miami (Ohio) (5), 3/10/07
Had 10 or fewer turnovers 3x Least: vs. UMES (8), 12/22/16
Had 20+ turnovers: vs. Radford (22), 2/14/15
Had 30+ turnovers: vs. Canisius (30), 11/15/08
Overcame a 10+ point deficit to win: YSU trailed 41-30 and won 90-82, 11/12/16
Overcame a 15+ point deficit to win: Western Michigan trailed 37-19 and won 64-60 in overtime, 3/14/14



LAST TIME AN AKRON PLAYER...

SCORING

Scored 20+ Points: Loren Cristian Jackson (24), vs. Fort Wayne 12/6/17
Scored 25+ Points: Daniel Utomi (25), vs. Youngstown State 11/10/18
Scored 30+ Points: Daniel Utomi (32), vs. UT Martin, 11/18/17
Scored 35+ Points: Romeo Travis (37), vs. Bowling Green, 2/24/07
Scored 40+ Points: Derrick Tarver (44), vs. Wright State, 12/30/03
Scored 45+ Points: Jimond Ivey (48), vs. Ball State, 1/27/18
Scored 50+ Points: Never

Two players had 20+ points: Jimond Ivey (48) and Malcolm Duvivier (22) vs Ball State 1/27/18

Three players had 20+ points: Nikola Cvetinovic (27); Brett McClanahan (22); Zeke Marshall (22), vs. Youngstown State, 11/20/10

Two players had 25+ points: Kwan Cheatham (31); Isaiah Johnson (27), UB, 1/28/17

Two players had 30+ points: Rashon Brown (31); David Falknor (30), vs. Western Michigan, 3/4/02

Scored 20+ points, half: Derrick Tarver (27), vs. Wright State, 12/30/03 (1st)

Scored 20+ points in five-straight games: Derrick Tarver (6), 1/10/04-1/28/04

Scored 20+ points in 10+ straight games: Joe Jakubick (17), 1/9/84-3/3/84

Scored in double figures in 10+ straight games: Isaiah Johnson (13), 1/12-2/23/16

Scored in double figures in 15+ straight games: Demetrius "Tree" Treadwell (22), 1/8/14-11/14/14

Scored in double figures in 30+ straight games: Joe Jakubick (30), 3/11/82-3/3/84

All five starters scored in double figures: 2x Isaiah Johnson (15), Antino Jackson (13), Jimond Ivey (13), Kwan Cheatham, Jr. (10), Tavian Dunn-Martin (10); vs. UMEs, 12/22/16
 Kwan Cheatham (20), Noah Robotham (14), Isaiah Johnson (13), Jimond Ivey (13), and Antino Jackson (12) vs. Western Michigan 1/24/17

5 players scored in double figures Last: Daniel Utomi (25), Jimond Ivey (18), Loren Cristian Jackson (16), Deng Riak (14), Tyler Cheese (13); vs. YSU, 11/10/18

6 players scored in double figures: (x2 in 15-16) Noah Robotham (15), Jake Kretzer (14), Antino Jackson (14), Pat Forsythe (13), Isaiah Johnson (12), Josh Williams (11); vs. UC Santa Barbara 12/21/15; Reggie McAdams (16), Isaiah Johnson (15), Jake Kretzer (13), Antino Jackson (11), Kwan Cheatham, Jr. (11), Noah Robotham (10); vs. Iona 12/23/15

7 players scored in double figures: Bubba Walther (21), Zach Sowers (12), Matt Futch (11), Nick Dials (10), Dru Joyce (10), Romeo Travis (10), John Rybak (10); vs. Denison, 12/7/05

DOUBLE-DOUBLES

Had a double-double: Jimond Ivey (24 pts., 13 Rebs) vs Chattanooga 11/28/17

Two players with a double-double: Jimond Ivey (14 pts., 12 rebs.), Isaiah Johnson (10 pts., 10 rebs.); vs. Kent State, 3/3/17

Three players with a double-double: Kwan Cheatham, Jr. (16 pts., 12 Rebs); Isaiah Johnson (14 pts, 10 Rebs); Jimond Ivey (12 pts, 11 Rebs) all vs American 11/12/16

20-point, 10-rebound double-double: Demetrius "Tree" Treadwell (24 pts., 10 rebs.), vs. Oregon State, 12/22/13

25-point, 10-rebound double-double: Isaiah Johnson (27 pts., 10 rebs.), vs. Buffalo 1/28/17

Double-double in points and assists: Dru Joyce (12 pts., 13 ast.), vs. Hampton, 11/27/04

Had a triple-double: Never

SHOOTING

Made 10+ field goals: Emmanuel Olojakpoke (10), vs. Fort Wayne 12/6/17

Made 15+ field goals: Jimond Ivey (15), at Ball State, 1/27/18

Attempted 20+ field goals: Jimond Ivey (23), at Ball State, 1/27/18

Attempted 25+ field goals: Derrick Tarver (25), at Ball State, 3/8/04

Made 5+ 3-pointers: Daniel Utomi (5), at EMU (2/10/17)

Made 7+ 3-pointers: Jimond Ivey (9), vs Ball State 1/27/18

Made 10+ 3-pointers: Bryan Trimble, Jr. (10), vs. Bowling Green, 1/20/22

Attempted 10+ 3-pointers: Josh Williams (10), vs. CMU, 1/10/17

Attempted 12+ 3-pointers: Jimond Ivey (12), vs Ball State 1/27/18

Attempted 15+ 3-pointers: Derrick Tarver (15), vs. Wright State, 12/30/03

Made a 3-pointer in 10+ straight games: Kwan Cheatham (14), 12/3/16-1/28/17

Made a 3-pointer in 15+ straight games: Steve McNees (16), 1/3/11-2/26/11

Made a 3-pointer in 20+ straight games: Brett McClanahan (20), 11/12/10-1/26/11

Shot 100% from 3-point range (min. 5 att.): Jake Kretzer (5-5), at Ohio, 2/27/13

FREE THROWS

Made 10+ free throws: Isaiah Johnson (11-of-16), vs. CMU, 1/10/17

Made 15+ free throws: Romeo Travis (16), vs. Bowling Green, 2/24/07

Made 20+ free throws: Jim Fenton (20), vs. John Carroll, 1/6/54

Made 20+ consecutive free throws: Darryl Roberts (30), 1/22/11-3/11/11

Made 30+ consecutive free throws: Darryl Roberts (30), 1/22/11-3/11/11

Attempted 15+ free throws: Isaiah Johnson (11-of-16), vs. CMU, 1/10/17

Attempted 20+ free throws: Romeo Travis (23), vs. Bowling Green, 2/24/07

Shot 100% from the foul line (min. 10 att.): Johnny Hollingsworth (10-10), vs. Marshall, 3/5/03

REBOUNDS

Had 10+ rebounds: Kwan Cheatham, Jr. (13), vs Ohio 2/4/17

Had 15+ rebounds: Isaiah Johnson (16), vs. Eastern Michigan 3/10/16

Had 20+ rebounds: Enrique Freeman (21) vs Malone 12/19/20; Bryan Roth (21), vs. Eastern Kentucky, 2/9/85

Had 25+ rebounds: Roger Johnson (25), vs. Ill. Wesleyan, 1/4/69

Had 10+ rebounds in three-consecutive games: Demetrius "Tree" Treadwell, 12/16/13-12/23/13

Had 10+ rebounds in four-consecutive games: Demetrius "Tree" Treadwell, 1/15/14-1/25/14

Had 10+ rebounds in five-consecutive games: Demetrius "Tree" Treadwell, 2/1/14-2/15/14

Two players had 10+ rebounds: Quincy Diggs (12), Demetrius "Tree" Treadwell (11); at Miami (Ohio), 2/26/14

Three players had 10+ rebounds: Jake Kretzer (12), Zeke Marshall (12), Nick Harney (11); vs. Coppin State, 1/2/13

ASSISTS

Had 7+ assists: Isaiah Johnson vs. Lipscomb (8), 1/3/17

Had 10+ assists: Alex Abreu (10), at Northwestern, 3/13/12

Had 12+ assists: Wendell Bates (12), vs. Kent State, 12/18/79

Had 15+ assists: Never

BLOCKED SHOTS

Had 5 blocked shots: Demetrius "Tree" Treadwell (5), at EMU, 1/22/14

Had 6 blocked shots: Zeke Marshall (6), vs. Buffalo, 1/26/13

Had 7 blocked shots: Zeke Marshall (7), vs. Kent State, 3/15/13

Had 8 blocked shots: Zeke Marshall (9), at Toledo, 1/23/13

Had 10+ blocked shots: Never

STEALS

Had 5 steals: Antino Jackson (5), at Miami, 1/14/17

Had 6 steals: Alex Abreu (6), at Mississippi State, 11/9/11

Had 7 steals: Jimmal Ball (7), at Buffalo, 1/24/00

Had 8 steals: Jimmal Ball (9), at Eastern Michigan, 1/19/00

LAST TIME AN OPPOSING PLAYER...

Scored 20+ Points: Braylon Rayson (27), at Central Michigan 1/10/17

Scored 30+ Points: Marcus Keene (33), at Central Michigan, 1/10/17; Blake Hamilton (33) 1/28/17; Jaaron Simmons (38) 2/4/17

Scored 40+ Points: Carlos Medlock (42), vs. Eastern Michigan, 3/11/10

Scored 50+ Points: Never

Had a double-double: Kenny Carpenter (CSU) (11 points and 12 rebounds) 11/11/17

Made 10+ field goals: Blake Hamilton (13) Buffalo 1/28/17; Jaaron Simmons (10) 2/4/17

Attempted 20+ field goals: Josh Hart (21) at Villanova, 11/22/15

Made 5+ 3-pointers: Jaaron Simmons (5-of-5) Ohi 2/4/17

Attempted 10+ 3-pointers: Anthlon Bell (13) at Arkansas, 11/18/15

Made 10+ free throws: Raven Lee (13), at Eastern Michigan, 2/14/15

Attempted 15+ free throws: D.J. Newbill (15), at Penn State, 11/25/14

Shot 100% from the foul line (min. 10 att.): Braylon Rayson (10-10), at Central Michigan, 1/12/16

Had 10+ rebounds: Kenny Carpenter (12) vs. Cleveland State, 11/11/17

Had 15+ rebounds: Jordan Fouse (16), at Green Bay, 11/24/15

Had 20+ rebounds: Reggie Keely (20), vs. Ohio, 2/14/10

Had 10+ assists: D.J. Cooper (10), at Ohio, 2/26/12

Had 5+ blocked shots: Jimmy Hall (5), at Kent State, 3/6/15

Had 5+ steals: Cameron Morse (5), at YSU, 11/12/16



The Zips All-Time Records vs Opponents

Adrian	1	0	2016-17	Same	W1	Findlay	1	1	1937-38	1938-39	L1
Air Force	1	0	2016-17	Same	W1	Florida Atlantic	1	0	1992-93	Same	W1
Alabama	0	1	2000-01	Same	L1	Florida A&M	2	0	2011-12	2021-22	W2
Alabama State	1	0	2018-19	2018-19	1-0	Fla. International	3	2	1987-88	1999-2000	L1
Albion	3	0	1946-47	1948-49	W3	Florida State	1	0	2007-08	Same	W1
Alfred	1	0	1938-39	1938-39	W1	Franklin & Marshall	2	1	1937-38	1939-40	W1
Allegheny	0	5	1905-06	1913-14	L5	Gannon	11	11	1945-46	1978-79	L1
Alliance (Pa.)	1	0	1969-70	1969-70	W1	Gardner-Webb	1	0	2006-07	Same	W1
American	5	1	1961-62	2016-17	W2	Geneva	10	6	1916-17	1965-66	W1
Appalachian State	1	1	2017-18	2021-22	L1	George Mason	2	0	1996-97	1997-98	W2
Arizona State	1	1	1950-51	1956-57	L1	Georgia Southern	1	0	2016-17	2016-17	W1
Arkansas	1	0	2015-16	Same	W1	Glenville	2	1	1936-37	1938-39	L1
Arkansas-Little Rock	1	1	2006-07	2010-11	W1	Gonzaga	0	2	2008-09	2016-17	L2
Arkansas-Pine Bluff	5	0	2009-10	2014-15	W5	Green Bay	3	6	1989-90	2015-16	L2
Ashland	25	3	1904-05	1989-90	W6	Grove City	1	1	1916-17	1917-18	W1
Augustana	1	0	1968-69	1968-69	W1	Hampton	3	1	2001-02	2004-05	W3
Austin Peay	11	9	1957-58	2009-10	W3	Hayward State	1	0	1974-75	Same	W1
Baldwin-Wallace	66	25	1902-03	1979-80	W7	Heidelberg	43	9	1910-11	1966-67	W14
Ball State	28	19	1937-38	2022-23	L1	Hillsdale	1	0	1948-49	1948-49	W1
Bellarmine	3	2	1967-68	1974-75	W3	Hiram	42	3	1904-05	2015-16	W40
Bethany	1	0	1966-67	Same	W1	Hofstra	5	1	1963-64	1970-71	W3
Bethune-Cookman	4	0	1987-88	2015-16	W4	Houston	2	1	1993-94	2016-17	W2
Binghamton	2	0	2006-07	2007-08	W2	Howard	1	0	2009-10	Same	W1
Bluffton	2	0	1946-47	2014-15	W2	Idaho State	0	1	1991-93	Same	L1
Boise State	1	1	1988-89	Same	L1	Illinois-Chicago	5	4	1983-84	2010-11	W3
Bowling Green	45	28	1937-38	2022-23	W3	Illinois State	2	7	1969-70	2018-19	L1
Bridgewater	1	0	1960-61	Same	W1	Illinois Wesleyan	2	0	1968-69	1971-72	W2
Brockport State	5	1	1971-72	1976-77	W2	Indiana	1	0	1904-05	Same	W1
Brooklyn College	4	0	1987-88	1988-89	W4	IPFW	1	2	2013-14	2018-19	L1
Brown	2	0	1947-48	1969-70	W2	IUPUI	1	0	1990-91	Same	W1
Bradley	0	1	2022-23	Same	L1	Indiana State	2	0	1977-78	1978-79	W2
Bryant	1	0	2014-15	Same	W1	Iona	1	1	1970-71	2971-72	W1
Bucknell	2	0	1964-65	1966-67	W2	Iowa State	5	0	1955-56	2015-16	W5
Buffalo	38	33	1954-55	2021-22	W3	Ithaca	0	1	2013-14	Same	L1
Buffalo State	6	3	1967-68	1976-77	L2	Jackson State	1	0	1963-64	Same	W1
Butler	0	1	1964-65	Same	L1	Jacksonville (Fla.)	0	1	2022-23	Same	-
California	0	1	2005-06	Same	L1	James Madison	0	1	1983-84	Same	L1
UC- Santa Barbara	1	2	1953-54	2015-16	W1	John Carroll	1	1	2002-03	2003-04	W1
UC-Irvine	1	0	2016-17	2016-17	W1	Johniata	21	7	1934-35	2012-13	W7
Canisius	3	3	1942-43	2008-09	W1	Kansas State	2	0	1954-55	1955-56	W2
Capital	13	0	1917-18	2002-03	W13	Kansas State	0	3	1988-89	1990-91	L3
Carnegie Mellon	3	0	1943-44	2018-19	W3	Kent State	79	80	1915-16	2021-22	W1
Carson-Newman	0	1	1973-74	Same	L1	Kentucky	0	2	1936-37	1981-82	L2
Case Tech	34	18	1903-04	1956-57	W1	Ky. Wesleyan	5	7	1965-66	1976-77	W1
Catholic	1	0	1962-63	Same	W1	Kenyon	22	4	1903-04	1987-88	W4
Cedarville	2	0	2020-21	2018-19	W2	Lake Forest	2	0	1957-58	1958-59	W2
Centenary	1	0	1938-39	Same	W1	Lamar	2	1	1990-91	1991-92	L1
Central Connecticut	6	3	1966-67	1986-87	W1	La Salle	0	1	1939-40	Same	L1
Central Florida	4	0	1984-85	1989-90	W4	Lawrence Tech	6	0	1938-39	1959-60	W6
Central Michigan	38	15	1938-39	2021-22	W5	LeMoyné	1	0	1963-64	Same	W1
Central State	1	0	1983-84	Same	W1	Liberty	1	1	2001-02	2019-20	L1
Charleston Southern	1	0	2015-16	Same	W1	Lipscomb	1	0	2015-16	Same	W1
Cheyney State	4	2	1970-71	1978-79	W1	Long Island	1	0	1965-66	Same	W1
Chicago State	3	1	1984-85	2018-19	W3	Louisiana Tech	0	2	1989-90	Same	L2
Chicago	0	1	1913-14	Same	L1	Louisville	0	2	2005-06	2019-20	W1
Cincinnati	8	11	1914-15	2003-04	L7	Loyola-Chicago	2	0	1997-98	1998-99	W2
Clemson	0	2	2005-06	2018-19	L2	Loyola Marymount	1	0	2006-07	Same	W1
Cleveland State	37	32	1932-33	2017-18	W4	LSU	0	1	2022-23	Same	L1
Coastal Carolina	2	1	1986-87	2013-14	W1	MacMurray	1	1	1968-69	1969-70	W1
Colby	5	1	1948-49	1957-58	W2	Maine	1	0	2022-23	Same	W1
Concord	3	0	2017-18	2022-23	W3	Malone	7	0	1971-72	2020-21	W7
Connecticut	1	0	1947-48	Same	W1	Mankato State	0	1	1977-78	Same	L1
Coppin State	5	0	2012-13	2016-17	W5	Mansfield State	1	0	1992-93	Same	W1
Creighton	1	3	2005-06	2016-17	L2	Marietta	18	3	1910-11	1967-68	W13
Dartmouth	1	0	1927-28	Same	W1	Marshall	16	14	1946-47	2022-23	L1
Davidson	0	1	2017-18	Same	L1	Md.-Eastern Shore	5	1	1950-51	2016-17	W5
Davis & Elkins	2	0	1983-84	1985-86	W2	Massachusetts	1	1	2007-08	2019-20	W1
Dayton	2	12	1936-37	2010-11	L12	Merrimack	1	0	2019-20	2019-20	W2
Defiance	1	0	1920-21	Same	W1	Miami (Fla.)	1	2	1956-57	2014-15	L2
Delaware State	1	0	1988-89	Same	W1	Miami (Ohio)	34	34	1914-15	2021-22	W7
Denison	21	4	1908-09	2005-06	W10	Michigan	0	4	1937-38	1985-86	L4
Denver	1	0	1959-60	Same	W1	Michigan State	1	1	1912-13	1913-14	L1
DePauw	2	0	1958-59	1959-60	W2	Middle Tennessee	10	17	1979-80	2014-15	L2
Detroit Mercy	6	4	1935-36	2018-19	W2	Millikin	1	0	2010-11	Same	W1
Drake	1	2	2003-04	2009-10	L1	Mississippi College	1	0	1949-50	Same	W1
Duquesne	8	18	1946-47	2011-12	L1	Mississippi State	2	0	2005-06	2011-12	W2
Eastern Illinois	4	8	1967-68	1991-92	L1	Mississippi Valley	2	1	1991-92	2017-18	W1
Eastern Kentucky	6	13	1946-47	2008-09	L2	Minnesota	0	2	1991-92	2010-11	L2
Eastern Michigan	34	24	1967-68	2021-22	W3	Monmouth	0	1	2001-02	Same	L1
Eastern Montana	3	0	1969-70	1974-75	W3	Montana State	1	0	1974-75	Same	W1
Eastern Washington	1	0	1990-91	Same	W1	Morehead State	10	11	1974-75	1988-89	L1
Edinboro	3	0	1982-83	1986-87	W3	Morgan State	2	0	1985-86	2022-23	W2
Evansville	1	4	1957-58	2021-22	W1	Mount St. Mary's	2	0	1966-67	2005-06	W2
Fairfield	0	3	1994-95	2000-01	L3	Mount Union	42	28	1901-02	2004-05	W20
Fairleigh Dickinson	2	0	1966-67	2008-09	W2	Murray State	9	8	1979-80	1986-87	W3
Ferris State	0	1	1981-82	Same	L1	Muskingum	33	8	1923-24	1980-81	W3
						Nevada	0	4	2005-06	2022-23	L4
						New Hampshire	1	0	1960-61	Same	W1



N.C. A&T	7	3	1963-64	2011-12	W3	UT Martin	1	0	2017-18	Same	W1
N.C. Central	2	0	2007-08	2019-20	W2	UT Arlington	0	1	2016-17	2016-17	L1
N.C. State	0	3	1946-47	2009-10	L3	UT Chattanooga	1	0	2017-18	Same	W1
UNC Asheville	1	0	2012-13	Same	W1	Utica	0	1	1983-84	Same	L1
UNC Greensboro	2	2	1994-95	2009-10	W2	Valparaiso	5	2	1990-91	2011-12	L1
UNC Wilmington	1	1	1983-84	1985-86	W1	Villanova	0	1	2015-16	Same	L1
North Dakota	1	0	1965-66	Same	W1	Virginia Commonwealth	0	7	1969-70	2012-13	L7
North Dakota State	2	0	2012-13	2014-15	W2	Virginia Tech	0	1	1975-76	Same	L1
Northeastern Illinois	1	0	1990-91	Same	W1	Wabash	1	0	1958-59	Same	W1
Northern Colorado	1	1	1950-51	1954-55	W1	Wagner	1	1	1989-90	1992-93	L1
Northern Illinois	30	14	1987-88	2022-23	W1	Walsh	3	0	1977-78	1979-80	W3
Northern Iowa	1	3	1978-79	1990-91	L1	Washington & Jefferson	3	2	1940-41	1954-55	W1
Northern Kentucky	0	4	1977-78	1978-79	L4	Washington & Lee	0	1	1951-52	Same	L1
Northern Michigan	0	2	1978-79	Same	L2	Washington State	0	1	1939-40	Same	L1
Northwestern	0	1	2011-12	Same	L1	Waynesburg	1	1	1937-38	1938-39	L1
Notre Dame	0	3	1982-83	2010-11	L3	Wayne State	7	6	1936-37	1971-72	W1
Oakland	6	3	1975-76	2004-05	W2	Weber State	1	0	1988-89	Same	W1
Oberlin	35	5	1904-05	1966-67	W15	West Chester	1	0	1963-64	Same	W1
Ohio Northern	4	0	1916-17	1923-24	W4	West Liberty	1	0	1994-95	Same	W1
Ohio State	1	7	1905-06	2015-16	L5	Western Illinois	15	10	1970-71	2014-15	W3
Ohio	46	42	1911-12	2021-22	W1	Western Kentucky	3	8	1979-80	2022-23	W1
Ohio Wesleyan	25	14	1909-10	1967-68	W4	Western Michigan	36	21	1987-88	2021-22	L1
Oklahoma State	0	1	2012-13	Same	L1	Western Reserve	28	15	1902-03	1958-59	W4
Oral Roberts	5	1	1988-89	2013-14	W1	Westminster	9	8	1936-37	1970-71	W1
Oregon State	1	0	2013-14	Same	W1	West Virginia	2	3	1904-05	2019-20	L3
Otterbein	23	5	1912-13	1987-88	W5	Wheaton	1	2	1952-53	1957-58	L2
Penn State	2	5	1937-38	2014-15	L1	Wheeling	1	0	2021-22	2021-22	W1
Pennsylvania	0	1	1908-09	Same	L1	William & Mary	0	2	1949-50	2001-02	L2
Pepperdine	1	0	1955-56	Same	W1	Wilmington	1	0	1937-38	Same	W1
Pittsburgh	1	3	1910-11	2008-09	L3	Winston-Salem State	1	2	1966-67	2006-07	W1
Philadelphia Textile	3	1	1966-67	1971-72	W2	Winthrop	1	1	2007-08	2008-09	W1
Point Park	1	0	2021-22	2021-22	W1	UW-Milwaukee	1	1	1979-80	1989-90	W1
Portland State	0	1	2007-08	Same	L1	Wittenberg	15	26	1914-15	1980-81	L3
Prairie View	1	0	1993-94	Same	W1	Wooster	57	35	1901-02	1998-99	W3
Princeton	1	1	2012-13	2017-18	L1	Wright State	15	8	1974-75	2022-23	W5
Purdue	0	2	1999-2000	2000-01	L2	Wyoming	2	2	1999-2000	2009-10	W2
Quincy	1	0	1981-82	Same	W1	Xavier	1	4	1923-24	1997-98	L3
Radford	3	0	2002-03	2016-17	W3	Yale	1	1	1906-07	1907-08	L1
Rhode Island	2	2	1999-2000	2009-10	L2	York College (Neb.)	0	1	1942-43	Same	L1
Rice	1	0	1987-88	Same	W1	Youngstown State	59	32	1937-38	2019-20	W2
Rider	0	1	1996-97	Same	L1						
Roanoke	4	1	1971-72	1976-77	W4						
Robert Morris	2	0	1986-87	1987-88	W2						
Rochester	0	2	1908-09	1913-14	L2						
Rochester Tech	1	1	1954-55	1955-56	L1						
Rutgers	1	0	1949-50	Same	W1						
St. Bonaventure	2	1	1942-43	2020-21	L1						
St. Francis (N.Y.)	5	1	1947-48	2008-09	W2						
St. Francis (Pa.)	4	0	1949-50	2009-10	W4						
St. Ignatius	1	0	1908-09	Same	W1						
St. John's (N.Y.)	0	1	1944-45	Same	L1						
St. Joseph's (Ind.)	1	0	1974-75	Same	W1						
St. Joseph's (Pa.)	0	2	1997-98	1998-99	L2						
St. Mary's (Calif.)	1	1	1973-74	2013-14	L1						
St. Michael's (Vt.)	0	1	1964-65	Same	L1						
St. Thomas (Minn.)	1	0	1949-50	Same	W1						
St. Vincent	2	0	1971-72	1972-73	W2						
San Francisco St.	4	1	1964-65	1972-73	W1						
Scranton	0	1	1939-40	Same	L1						
Seattle	1	0	1958-59	Same	W1						
Slippery Rock	4	1	1952-53	1999-2000	W4						
South Alabama	0	2	1980-81	1981-82	L2						
South Carolina	1	2	2013-14	2014-15	W1						
South Carolina State	3	0	1986-87	2015-16	W3						
USC Upstate	2	0	2007-08	2019-20	W2						
South Florida	0	1	1983-84	Same	L1						
Southern	2	0	2019-20	2021-22	W2						
Southern California	1	1	2014-15	2017-18	L1						
Southern Calif. College	1	0	1974-75	Same	W1						
Southern Colorado	1	0	1971-72	Same	W1						
Southern Utah	2	1	1988-89	1989-90	L1						
Southwestern La.	1	0	1980-81	Same	W1						
Stephen F. Austin	1	0	1988-89	Same	W1						
Stetson	1	0	2010-11	Same	W1						
Steubenville	3	0	1964-65	1972-73	W3						
Syracuse	0	1	2000-01	Same	L1						
Tampa	1	0	1949-50	Same	W1						
Temple	2	1	2005-06	2010-11	L1						
Tennessee State	4	2	1971-72	2018-19	W3						
Tennessee Tech	9	8	1979-80	1986-87	W5						
Texas A&M	1	1	1948-49	2009-10	L1						
Texas Southern	1	0	2012-13	Same	W1						
Tiffin	1	0	2006-07	Same	W1						
Toledo	29	39	1915-16	2021-22	W1						
Towson	1	0	2019-20	Same	W1-						
Tulane	1	0	2019-20	Same	W1						
UCLA	0	1	2021-22	Same	L1						
Urbana	2	0	1985-86	2008-09	W2						
U.S. International	1	1	1989-90	Same	L1						

Non-Intercollegiate Teams

Opponent	W	L	First Meeting	Last Meeting	Streak
Alumni	3	0	1915-16	1917-18	W3
Athletes in Action	1	0	1973-74	Same	W1
Canton Athletic Club	0	1	1908-09	Same	L1
Canton Massillon	0	1	1904-05	Same	L1
Case All-Stars	1	0	1910-11	Same	W1
Cleveland All-Stars	1	0	1909-10	Same	W1
Cleveland YMCA	0	1	1910-11	Same	L1
Cuki-Mestre (Italy)	1	0	1987-88	Same	W1
East End Athletic Club	1	0	1902-03	Same	W1
East Liberty YMCA	0	1	1917-18	Same	L1
Goodyear Wingfoots	1	3	1918-19	1953-54	L3
Haskell Institute	1	0	1906-07	Same	W1
Kfum Orebro (Swd.)	1	0	1988-89	Same	W1
Lockbourne AFB	1	0	1944-45	Same	W1
Marathon AAU	2	0	1985-86	N/A	W2
Mexico University	1	0	1949-50	Same	W1
Ohio St. Medics	1	0	1906-07	Same	W1
Palmetto (S.C.)	0	1	1984-85	Same	L1
Polish Oly. Team	0	1	1965-66	Same	L1
Quantic Marines	0	1	1955-56	Same	L1
Ravenna Byers	3	3	1902-03	1906-07	L1
Wesleyan Medics	1	0	1909-10	Same	W1
Wstrn Reserve Medics	2	0	1901-02	Same	W2
Wheeling YMCA	1	0	1916-17	Same	W1
Windsor Basketball Club	5	0	1978-79	N/A	W5
Yugoslavia National	1	0	1983-84	Same	W1

BOLD indicates MAC opponents



**2022-23 Akron Men's Basketball
Team Game-by-Game
All games**

Opponent	Date	Score	Wot	Total		3-Pointers		Free throws		Rebounds				PF	A	TO	BLK	STL	PTS	AVG
				FG-FGA	PCT	3FG-3FGA	PCT	FT-FTA	PCT	OFF	DEF	TOT	AVG							
South Dakota St.	11/07/2022	81-80	Wot	30-69	.435	11-31	.355	10-12	.833	9	23	32	32.0	17	16	9	5	5	81	81.0
vs Mississippi St.	11/11/2022	54-73	L	16-49	.327	6-27	.222	16-24	.667	6	19	25	28.5	15	13	9	1	8	54	67.5
Morgan St.	11/15/2022	65-59	W	22-61	.361	6-25	.240	15-27	.556	20	23	43	33.3	11	13	11	7	8	65	66.7
vs Western Ky.	11/21/2022	72-53	W	27-48	.563	9-22	.409	9-15	.600	10	33	43	35.8	16	10	13	0	3	72	68.0
vs LSU	11/22/2022	58-73	L	14-54	.259	8-25	.320	22-30	.733	19	17	36	35.8	14	8	14	1	4	58	66.0
vs Nevada	11/23/2022	58-62	L	22-51	.431	7-22	.318	7-11	.636	6	27	33	35.3	19	8	14	1	6	58	64.7
at Marshall	11/30/2022	57-68	L	24-71	.338	5-25	.200	4-11	.364	15	30	45	36.7	15	12	10	0	5	57	63.6
Muskingum	12/04/2022	80-33	W	30-59	.508	15-33	.455	5-16	.313	13	35	48	38.1	13	19	12	4	13	80	65.6
Jackson St.	12/11/2022	85-72	W	28-52	.538	11-28	.393	18-21	.857	5	22	27	36.9	10	19	10	4	7	85	67.8
Wright St.	12/14/2022	66-54	W	25-62	.403	6-26	.231	10-14	.714	11	31	42	37.4	16	11	12	2	10	66	67.6
Maine	12/19/2022	87-55	W	31-57	.544	11-20	.550	14-16	.875	9	25	34	37.1	12	17	16	2	10	87	69.4
at Bradley	12/22/2022	55-74	L	16-57	.281	8-21	.381	15-18	.833	12	31	43	37.6	12	6	15	2	5	55	68.2
Concord	12/30/2022	84-58	W	27-59	.458	12-31	.387	18-28	.643	9	30	39	37.7	14	21	10	2	7	84	69.4
NIU	01/03/2023	76-51	W	26-57	.456	6-20	.300	18-23	.783	12	25	37	37.6	19	11	12	4	7	76	69.9
at Ball St.	01/06/2023	63-70	L	19-49	.388	3-12	.250	22-26	.846	11	22	33	37.3	26	3	17	3	6	63	69.4
at Bowling Green	01/10/2023	74-70	W	25-62	.403	11-30	.367	13-14	.929	8	27	35	37.2	12	14	9	3	7	74	69.7
Total		1115		382-917	.417	135-398	.339	216-306	.706	175	420	595	37.2	241	201	193	41	111	1115	69.7
Opponents		1005		380-911	.417	102-298	.342	143-207	.691	143	394	537	33.6	289	185	212	57	101	1005	62.8

Akron Averages

Games Played	Points/game	FG Pct	3FG Pct	FT Pct	Rebounds/game	Assists/game	Turnovers/game	Assist/Turnover ratio	Steals/game	Blocks/game
16	69.7	41.7	33.9	70.6	37.2	12.6	12.1	1.0	6.9	2.6



**2022-23 Akron Men's Basketball
Opponents Game-by-Game
All games**

Opponent	Date	Score	Wot	Total		3-Pointers		Free throws		Rebounds				PF	A	TO	BLK	STL	PTS	AVG
				FG-FGA	PCT	3FG-3FGA	PCT	FT-FTA	PCT	OFF	DEF	TOT	AVG							
South Dakota St.	11/07/2022	81-80	Wot	31-59	.525	4-15	.267	14-17	.824	5	31	36	36.0	15	11	13	4	3	80	80.0
vs Mississippi St.	11/11/2022	54-73	L	29-55	.527	7-14	.500	8-13	.615	11	32	43	39.5	21	17	14	0	9	73	76.5
Morgan St.	11/15/2022	65-59	W	24-64	.375	6-15	.400	5-7	.714	17	26	43	40.7	27	14	15	10	4	59	70.7
vs Western Ky.	11/21/2022	72-53	W	20-54	.370	6-21	.286	7-13	.538	6	10	16	34.5	14	12	5	1	7	53	66.3
vs LSU	11/22/2022	58-73	L	25-52	.481	9-19	.474	14-16	.875	8	23	31	33.8	23	14	10	3	9	73	67.6
vs Nevada	11/23/2022	58-62	L	21-57	.368	9-21	.429	11-13	.846	10	23	33	33.7	14	13	9	3	3	62	66.7
at Marshall	11/30/2022	57-68	L	25-61	.410	8-28	.286	10-15	.667	8	35	43	35.0	13	13	11	9	8	68	66.9
Muskingum	12/04/2022	80-33	W	13-52	.250	6-29	.207	1-7	.143	7	22	29	34.3	9	6	17	3	6	33	62.6
Jackson St.	12/11/2022	85-72	W	32-63	.508	3-9	.333	5-7	.714	10	20	30	33.8	20	14	13	1	6	72	63.7
Wright St.	12/14/2022	66-54	W	23-63	.365	3-10	.300	5-8	.625	11	28	39	34.3	17	10	14	4	3	54	62.7
Maine	12/19/2022	87-55	W	20-46	.435	8-20	.400	7-12	.583	3	17	20	33.0	17	11	23	0	10	55	62.0
at Bradley	12/22/2022	55-74	L	27-64	.422	14-30	.467	6-9	.667	8	30	38	33.4	19	16	8	4	9	74	63.0
Concord	12/30/2022	84-58	W	23-59	.390	4-17	.235	8-11	.727	8	27	35	33.5	21	8	18	2	6	58	62.6
NIU	01/03/2023	76-51	W	18-51	.353	2-15	.133	13-18	.722	11	20	31	33.4	24	5	19	4	5	51	61.8
at Ball St.	01/06/2023	63-70	L	23-58	.397	3-14	.214	21-28	.750	17	20	37	33.6	18	6	11	6	7	70	62.3
at Bowling Green	01/10/2023	74-70	W	26-53	.491	10-21	.476	8-13	.615	3	30	33	33.6	17	15	12	3	6	70	62.8
Total		1005		380-911	.417	102-298	.342	143-207	.691	143	394	537	33.6	289	185	212	57	101	1005	62.8
Akron		1115		382-917	.417	135-398	.339	216-306	.706	175	420	595	37.2	241	201	193	41	111	1115	69.7

Opponents Averages

Games Played	Points/game	FG Pct	3FG Pct	FT Pct	Rebounds/game	Assists/game	Turnovers/game	Assist/Turnover ratio	Steals/game	Blocks/game
16	62.8	41.7	34.2	69.1	33.6	11.6	13.3	0.9	6.3	3.6



**2022-23 Akron Men's Basketball
Category Leaders
All games**

Page 1/3
as of Jan 11, 2023

Points

##	Player	G	Pts	Pts/G
13	Castaneda, Xavier	14	270	19.3
25	Freeman, Enrique	16	236	14.8
4	Hankerson, Trendon	16	141	8.8
2	Tribble, Greg	16	108	6.8
11	Hunter, Sammy	16	105	6.6
5	Johnson, Tavari	15	104	6.9
34	Johnson, Nate	16	64	4.0
3	Mitchell, Kobe	12	29	2.4
0	Lyles, Amani	15	25	1.7
1	Clarke, Garvin	8	20	2.5
20	Wilson, Evan	6	9	1.5
12	Mayfield, Pat	5	4	0.8

Scoring Average

##	Player	G	Pts	Pts/G
13	Castaneda, Xavier	14	270	19.3
25	Freeman, Enrique	16	236	14.8
4	Hankerson, Trendon	16	141	8.8
5	Johnson, Tavari	15	104	6.9
2	Tribble, Greg	16	108	6.8
11	Hunter, Sammy	16	105	6.6
34	Johnson, Nate	16	64	4.0
1	Clarke, Garvin	8	20	2.5
3	Mitchell, Kobe	12	29	2.4
0	Lyles, Amani	15	25	1.7
20	Wilson, Evan	6	9	1.5
12	Mayfield, Pat	5	4	0.8

Field Goal Percentage

##	Player	FG	Att	Pct
25	Freeman, Enrique	94	163	.577
34	Johnson, Nate	24	53	.453
0	Lyles, Amani	8	18	.444
20	Wilson, Evan	3	7	.429
5	Johnson, Tavari	41	97	.423
12	Mayfield, Pat	2	5	.400
13	Castaneda, Xavier	70	177	.395
2	Tribble, Greg	39	102	.382
4	Hankerson, Trendon	45	123	.366
11	Hunter, Sammy	40	115	.348
3	Mitchell, Kobe	9	27	.333
1	Clarke, Garvin	7	30	.233

Field Goal Attempts

##	Player	G	Att	Att/G
13	Castaneda, Xavier	14	177	12.6
25	Freeman, Enrique	16	163	10.2
4	Hankerson, Trendon	16	123	7.7
11	Hunter, Sammy	16	115	7.2
2	Tribble, Greg	16	102	6.4

Field Goals Made

##	Player	G	Made	Made/G
25	Freeman, Enrique	16	94	5.9
13	Castaneda, Xavier	14	70	5.0
4	Hankerson, Trendon	16	45	2.8
5	Johnson, Tavari	15	41	2.7
11	Hunter, Sammy	16	40	2.5

3-Point FG Percentage

##	Player	3FG	Att	Pct
20	Wilson, Evan	3	6	.500
34	Johnson, Nate	9	20	.450
13	Castaneda, Xavier	46	112	.411
4	Hankerson, Trendon	33	88	.375
5	Johnson, Tavari	16	43	.372
3	Mitchell, Kobe	7	25	.280
11	Hunter, Sammy	18	73	.247
1	Clarke, Garvin	2	17	.118
2	Tribble, Greg	1	10	.100

3-Point FG Attempts

##	Player	G	Att	Att/G
13	Castaneda, Xavier	14	112	8.0
4	Hankerson, Trendon	16	88	5.5
11	Hunter, Sammy	16	73	4.6
5	Johnson, Tavari	15	43	2.9
3	Mitchell, Kobe	12	25	2.1

3-Point FG Made

##	Player	G	Made	Made/G
13	Castaneda, Xavier	14	46	3.3
4	Hankerson, Trendon	16	33	2.1
11	Hunter, Sammy	16	18	1.1
5	Johnson, Tavari	15	16	1.1
34	Johnson, Nate	16	9	0.6



2022-23 Akron Men's Basketball
Category Leaders
All games

Free Throw Percentage

##	Player	Made	Att	Pct
3	Mitchell, Kobe	4	4	1.000
13	Castaneda, Xavier	84	104	.808
4	Hankerson, Trendon	18	24	.750
2	Tribble, Greg	29	40	.725
11	Hunter, Sammy	7	10	.700
34	Johnson, Nate	7	10	.700
25	Freeman, Enrique	48	80	.600
5	Johnson, Tavari	6	10	.600
0	Lyles, Amani	9	15	.600
1	Clarke, Garvin	4	7	.571

Free Throw Attempts

##	Player	G	Att	Att/G
13	Castaneda, Xavier	14	104	7.4
25	Freeman, Enrique	16	80	5.0
2	Tribble, Greg	16	40	2.5
4	Hankerson, Trendon	16	24	1.5
0	Lyles, Amani	15	15	1.0

Free Throws Made

##	Player	G	Made	Made/G
13	Castaneda, Xavier	14	84	6.0
25	Freeman, Enrique	16	48	3.0
2	Tribble, Greg	16	29	1.8
4	Hankerson, Trendon	16	18	1.1
0	Lyles, Amani	15	9	0.6

Rebounds

##	Player	G	Reb	Reb/G
25	Freeman, Enrique	16	175	10.9
4	Hankerson, Trendon	16	72	4.5
13	Castaneda, Xavier	14	60	4.3
2	Tribble, Greg	16	47	2.9
11	Hunter, Sammy	16	45	2.8

Assists

##	Player	G	Ast	Ast/G
13	Castaneda, Xavier	14	44	3.1
25	Freeman, Enrique	16	34	2.1
4	Hankerson, Trendon	16	32	2.0
2	Tribble, Greg	16	30	1.9
5	Johnson, Tavari	15	27	1.8

Rebounds Average

##	Player	G	Reb	Reb/G
25	Freeman, Enrique	16	175	10.9
4	Hankerson, Trendon	16	72	4.5
13	Castaneda, Xavier	14	60	4.3
2	Tribble, Greg	16	47	2.9
11	Hunter, Sammy	16	45	2.8

Steals

##	Player	G	Stl	Stl/G
13	Castaneda, Xavier	14	16	1.1
2	Tribble, Greg	16	16	1.0
5	Johnson, Tavari	15	15	1.0
25	Freeman, Enrique	16	14	0.9
4	Hankerson, Trendon	16	14	0.9

Offensive Rebounds

##	Player	G	OReb	OReb/G
25	Freeman, Enrique	16	56	3.5
11	Hunter, Sammy	16	17	1.1
2	Tribble, Greg	16	15	0.9
34	Johnson, Nate	16	14	0.9
0	Lyles, Amani	15	13	0.9

Blocked Shots

##	Player	G	Blk	Blk/G
25	Freeman, Enrique	16	16	1.0
4	Hankerson, Trendon	16	7	0.4
0	Lyles, Amani	15	5	0.3
5	Johnson, Tavari	15	3	0.2
2	Tribble, Greg	16	2	0.1

Defensive Rebounds

##	Player	G	DReb	DReb/G
25	Freeman, Enrique	16	119	7.4
4	Hankerson, Trendon	16	65	4.1
13	Castaneda, Xavier	14	52	3.7
5	Johnson, Tavari	15	32	2.1
2	Tribble, Greg	16	32	2.0

Minutes

##	Player	G	Min	Min/G
4	Hankerson, Trendon	16	520	32:30
25	Freeman, Enrique	16	487	30:26
13	Castaneda, Xavier	14	459	32:49
2	Tribble, Greg	16	441	27:33
34	Johnson, Nate	16	307	19:11



**2022-23 Akron Men's Basketball
Category Leaders
All games**

Fouls

##	Player	G	PF	PF/G
2	Tribble, Greg	16	41	2.6
25	Freeman, Enrique	16	34	2.1
4	Hankerson, Trendon	16	30	1.9
34	Johnson, Nate	16	27	1.7
11	Hunter, Sammy	16	24	1.5

Turnovers

##	Player	G	TO	TO/G
25	Freeman, Enrique	16	37	2.3
5	Johnson, Tavari	15	34	2.3
13	Castaneda, Xavier	14	27	1.9
4	Hankerson, Trendon	16	23	1.4
2	Tribble, Greg	16	19	1.2

Foul Outs

##	Player	G	FO
2	Tribble, Greg	16	1
11	Hunter, Sammy	16	1

2021-22 REVIEW

	Overall	Home	Away	Neutral
2020-21 Record	24-10	12-3	5-5	1-2
2020-21 MAC Record	14-6	7-1	5-5	0-0
2020-21 Non-Conference	3-2	2-0	0-0	1-2

2022 Defensive Player of the Year - Enrique Freeman
2022 All-MAC Second Team - Enrique Freeman
2022 All-MAC Honorable Mention - Xavier Castaneda
2022 MAC All-Defensive Team - Enrique Freeman

MAC Finish - 3rd Overall - No. 4 Seed in Tournament
Mid-American Conference Tournament Results:
Quarterfinal Game: W - No. 3 Akron 74, No. 6 Bowling Green 67
Semifinal Game: L - No. 2 Buffalo 81, No. 3 Akron 81

- Akron claimed the 2022 Mid-American Conference Men's Basketball Tournament Championship and advanced to the 2022 NCAA Tournament for the fifth time in program history..Akron is 40-16 over the last three years in MAC play, owning the best winning percentage (.714) in the league.
- Akron team No. 121 finished the season with a 24-10 overall record and 14-6 record in league play. For the fifth time as a Division I program, the Zips competed in March Madness with an automatic qualifying bid to the NCAA Tournament as a No. 13 seed and played against the No. 4 seed UCLA Bruins in the First Round of the East Region at the Moda Center in Portland, Oregon on March 17, 2022.
- The Zips had three players earn 2022 All-MAC honors: Enrique Freeman who was named MAC Defensive Player of the Year, MAC Tournament MVP and Second Team All-MAC; Ali Ali was named second-team All-MAC; Xavier Castaneda was an honorable mention selection.
- Freeman ranked No. 1 in the nation in field goal percentage (.665) and landed in the NCAA Top 20 in six categories: No. 4 total rebounds (367), No. 6 rebounds per game (10.8), No. 8 double-doubles (18), No. 9 defensive rebounds per game (7.53) and No. 19 offensive rebounds per game (3.26). Freeman was one of 13 players in the NCAA to average a double-double in points (13.2) and rebounds (10.8). He led the MAC in 5-of-6 categories, ranking No. 2 in offensive rebounds per game.



Akron - 2022-23 Men's Basketball Ranking Summary thru games 01/10/2023

Statistic	National Rank	Conference Rank	Value	National Leader	Value	Conference Leader	Value
Assist/Turnover Ratio (352 ranked)	175	4	1.04	Colorado St.	1.78	Toledo	1.42
Assists Per Game (352 ranked)	242	8	12.6	Xavier	21.1	Bowling Green	15.1
Bench Points per game (352 ranked)	281	10	16.31	Fla. Atlantic	36.93	Ohio	25.25
Blocks Per Game (352 ranked)	270	10	2.6	Utah Valley	6.8	Ball St.	4.6
Effective FG pct (352 ranked)	262	10	0.490	Colgate	0.594	Toledo	0.550
Fastbreak Points (352 ranked)	261	12	7.81	TCU	21.67	Buffalo	18.06
Field Goal Percentage (352 ranked)	305	11	41.7	Gonzaga	51.8	Toledo	48.5
Field Goal Percentage Defense (352 ranked)	110	3	41.7	Houston	33.2	Kent St.	38.6
Fouls Per Game (352 ranked)	53	1	15.1	Butler	12.6	Akron	15.1
Free Throw Attempts Per Game (352 ranked)	109	5	19.1	High Point	26.2	Ball St.	25.5
Free Throw Percentage (352 ranked)	181	8	70.6	Villanova	85.4	Miami (OH)	80.8
Free Throws Made Per Game (352 ranked)	113	7	13.5	Texas A&M	19.0	Ball St.	17.6
Rebound Margin (352 ranked)	112	3	3.6	Purdue	11.8	Western Mich.	7.9
Rebounds (Defensive) Per Game (352 ranked)	107	4	26.25	Alabama	32.60	Ohio	27.19
Rebounds (Offensive) Per Game (352 ranked)	139	6	10.94	Marshall	15.18	Central Mich. Western Mich.	12.44 12.44
Rebounds Per Game (352 ranked)	102	6	37.19	Alabama	46.13	Ohio	39.31
Scoring Defense (352 ranked)	35	2	62.8	Houston	51.5	Kent St.	62.0
Scoring Margin (352 ranked)	114	3	6.9	Houston	24.1	Kent St.	12.8
Scoring Offense (352 ranked)	226	10	69.7	Southern Utah	87.2	Toledo	84.6
Steals Per Game (352 ranked)	159	6	6.9	Missouri Morgan St.	11.8 11.8	Kent St.	10.1
Three Point Attempts Per Game (352 ranked)	67	2	24.9	Chattanooga	31.5	Miami (OH)	25.9
Three Point Percentage (352 ranked)	180	7	33.9	Utah St.	42.9	Ball St.	37.9
Three Point Percentage Defense (352 ranked)	229	5	34.2	Tennessee	20.9	Central Mich.	29.9
Three Pointers Per Game (352 ranked)	77	2	8.4	Chattanooga	12.2	Miami (OH)	9.1
Turnover Margin (352 ranked)	126	4	1.2	UNLV	7.6	Kent St.	5.7
Turnovers Forced Per Game (352 ranked)	183	7	13.25	Morgan St.	20.67	Kent St.	17.56
Turnovers Per Game (352 ranked)	98	6	12.1	Penn St.	8.8	Toledo	10.6
Winning Percentage (352 ranked)	119	3	62.5	Col. of Charleston Houston	94.1 94.1	Kent St.	81.2

Statistic	Player	National Rank	Conference Rank	Value	National Leader	Value	Conference Leader	Value
Assist/Turnover Ratio (349 ranked)	Xavier Castaneda	213	6	1.63	Dalvin White, Chattanooga	4.09	RayJ Dennis, Toledo	2.88
Assists (337 ranked)					Yuri Collins, Saint Louis	173	RayJ Dennis, Toledo	95
Assists Per Game (343 ranked)	Xavier Castaneda	320	7	3.1	Yuri Collins, Saint Louis	10.8	RayJ Dennis, Toledo	5.9
Blocks (322 ranked)	Enrique Freeman	197	5	16	Jamarion Sharp, Western Ky.	67	Demarius Jacobs, Ball St.	27
Blocks Per Game (346 ranked)	Enrique Freeman	210	5	1.00	Jamarion Sharp, Western Ky.	4.47	Demarius Jacobs, Ball St.	1.69
Double Doubles (198 ranked)	Enrique Freeman	6	1	9	Joel Soriano, St. John's (NY)	15	Enrique Freeman, Akron	9
Field Goal Attempts (350 ranked)	Xavier Castaneda	303	16	177	Antoine Davis, Detroit Mercy	356	RayJ Dennis, Toledo	252
Field Goal Percentage (336 ranked)	Enrique Freeman	43	2	57.7	Josh Roberts, Manhattan	76.2	Dwight Wilson, Ohio	58.0
Field Goals (335 ranked)	Enrique Freeman	128	7	94	Sam Sessoms, Coppin St.	160	RayJ Dennis, Toledo	111
Free Throw Attempts (345 ranked)	Xavier Castaneda	21	2	104	Jaden House, High Point	137	Payton Sparks, Ball St.	124
Free Throw Percentage (346 ranked)	Enrique Freeman	118	5	80				
Free Throw Percentage (346 ranked)	Xavier Castaneda	176	11	80.8	Bryce McBride, Youngstown St.	97.9	Samari Curtis, Bowling Green	94.4
Free Throws (339 ranked)	Xavier Castaneda	10	1	84	Drew Pember, UNC Asheville	112	Xavier Castaneda, Akron	84
Free Throws (339 ranked)	Enrique Freeman	259	11	48				
Minutes Per Game (349 ranked)	Xavier Castaneda	205	10	32:49	Daryl Banks III, St. Bonaventure	38:45	Lamar Norman Jr., Western Mich.	35:22
Minutes Per Game (349 ranked)	Trendon Hankerson	230	12	32:30				
Points (341 ranked)	Xavier Castaneda	112	7	270	Antoine Davis, Detroit Mercy	425	Emoni Bates, Eastern Mich.	313
Points (341 ranked)	Enrique Freeman	254	11	236	Sam Sessoms, Coppin St.	425		
Points Per Game (350 ranked)	Xavier Castaneda	33	2	19.3	Antoine Davis, Detroit Mercy	25.0	Emoni Bates, Eastern Mich.	20.9
Points Per Game (350 ranked)	Enrique Freeman	255	12	14.8				
Rebounds (340 ranked)	Enrique Freeman	6	1	175	Joel Soriano, St. John's (NY)	216	Enrique Freeman, Akron	175
Rebounds (Defensive) Per Game (349 ranked)	Enrique Freeman	11	1	7.44	Dillon Jones, Weber St.	9.13	Enrique Freeman, Akron	7.44
Rebounds (Offensive) Per Game (350 ranked)	Enrique Freeman	18	2	3.50	Oscar Tshiebwé, Kentucky	5.71	Dwight Wilson, Ohio	3.53
Rebounds Per Game (349 ranked)	Enrique Freeman	5	1	10.9	Zach Edey, Purdue	13.2	Enrique Freeman, Akron	10.9
Steals (343 ranked)					Jaelen House, New Mexico	51	Maliqé Jacobs, Kent St.	48
Steals Per Game (344 ranked)					Maliqé Jacobs, Kent St.	3.20	Maliqé Jacobs, Kent St.	3.20
Three Point Attempts (347 ranked)	Xavier Castaneda	67	3	112	Antoine Davis, Detroit Mercy	181	Lamar Norman Jr., Western Mich.	125
Three Point Attempts (347 ranked)	Trendon Hankerson	256	12	88				
Three Point Percentage (114 ranked)	Xavier Castaneda	47	2	41.1	Jabe Mullins, Washington St.	51.4	Kaden Metheny, Bowling Green	41.4
Three Pointers Per Game (335 ranked)	Xavier Castaneda	13	1	3.29	Darius McGhee, Liberty	4.82	Xavier Castaneda, Akron	3.29
Three Pointers Per Game (335 ranked)	Trendon Hankerson	237	10	2.06				
Total 3-point FGM (320 ranked)	Xavier Castaneda	34	1	46	Darius McGhee, Liberty	82	Xavier Castaneda, Akron	46
Total 3-point FGM (320 ranked)	Trendon Hankerson	234	9	33				
Triple Doubles (1 ranked)					16 players tied	1		



Official Basketball Box Score - Final
LSU at Akron
 11/23/22 John Gray Gymnasium, George Town, Cayman Islands
 2022-23 Men's Basketball

Game Time: 1:30 PM
 Game Duration: 2:04



Official Basketball Box Score - Final
Akron at Nevada
 11/23/22 John Gray Gymnasium, George Town, Cayman Islands
 2022-23 Men's Basketball

Game Time: 5:00 PM
 Game Duration: 2:09

Officials: John Gaffney, Doug Shows, Matt Potter

Officials: John Gaffney, Randy McCall, Pat Adams

LSU - 73		Record: 5-0																
NO. Name	Min	FG		3P		FT		Rebounds		Fouls		TP	AS	TO	ST	Blocks		+/-
		M-A	M-A	M-A	M-A	OR	DR	OR	DR	PF	FD					BS	BA	
5 Mwani Wilkinson	F 10:13	1-1	0-0	0-0	1	1	2	3	0	2	1	0	0	0	0	0	0	9
12 KJ Williams	F 30:59	6-13	2-4	5-6	2	3	5	3	4	19	0	0	3	1	0	0	16	
13 Jalen Reed	F 19:21	1-3	1-1	0-0	0	4	4	0	1	3	1	0	0	0	0	0	6	
3 Justice Hill	G 25:43	5-11	0-3	4-4	0	2	2	2	2	14	3	0	0	0	1	4	4	
44 Adam Miller	G 38:37	9-15	5-9	0-0	0	2	2	4	0	23	2	6	0	0	0	0	16	
20 Derek Fountain	G 20:39	2-3	0-0	1-1	2	1	3	4	1	5	1	1	1	1	2	0	9	
0 Trae Hannibal	G 22:57	0-1	0-0	0-0	0	5	5	2	1	0	0	0	0	0	0	0	8	
1 Cam Hayes	G 16:31	1-3	1-1	4-5	0	1	1	2	4	7	3	1	1	0	0	5		
4 Kendal Coleman	G 09:01	0-1	0-0	0-0	0	0	0	3	0	0	0	0	1	0	0	0	1	
15 Tyrrell Ward	G 05:59	0-1	0-1	0-0	0	1	1	0	0	0	0	0	1	0	0	0	0	
Team			3	3	6					0								
Totals	25:52	9-19	14-16	8	23	31	23	13	14	10	9	3	1	5				

Shooting By Period	
1st FG%	9-24 37.5%
3PT%	5-9 55.6%
FT%	10-11 90.9%
2nd FG%	16-28 57.1%
3PT%	4-10 40.0%
FT%	4-5 80%
GM FG%	25-52 48.1%
3PT%	9-19 47.4%
FT%	14-16 87.5%

Dead Ball Rebounds: 3, 0

Akron - 58		Record: 3-3																
NO. Name	Min	FG		3P		FT		Rebounds		Fouls		TP	AS	TO	ST	Blocks		+/-
		M-A	M-A	M-A	M-A	OR	DR	OR	DR	PF	FD					BS	BA	
11 Sammy Hunter	F 11:45	0-4	0-2	0-0	0	0	0	1	0	0	0	0	0	0	0	0	0	0
25 Enrique Freeman	F 35:27	4-11	0-1	3-3	2	7	9	3	6	9	2	2	0	1	2	4	5	
2 Greg Tribble	G 26:32	3-4	0-1	1-1	1	1	2	3	3	7	1	4	1	0	0	0	6	
4 Trendon Hankerson	G 37:04	3-7	2-5	0-0	0	7	7	3	1	8	0	2	0	0	0	0	11	
13 Xavier Castaneda	G 31:01	2-10	2-9	5-7	3	3	2	4	11	1	1	0	0	0	0	0	5	
1 Garvin Clarke	G 07:58	0-1	0-0	0-0	0	2	2	0	0	0	0	0	0	0	0	0	1	
3 Kobe Mitchell	G 03:49	0-1	0-1	0-0	0	0	0	0	0	0	0	0	0	0	0	0	0	
34 Nate Johnson	G 19:18	1-3	0-1	0-0	0	3	3	4	0	2	0	1	2	0	0	0	0	
5 Tavarri Johnson	G 26:26	9-10	3-3	0-0	0	3	3	3	0	21	4	3	2	0	1	8		
0 Amani Lyles	G 00:40	0-0	0-0	0-0	0	0	0	0	0	0	0	0	0	0	0	0	2	
Team			3	1	4					0								
Totals	22:51	7-22	7-11	6	27	33	19	14	58	8	14	8	1	3	4			

Shooting By Period	
1st FG%	10-26 38.5%
3PT%	1-10 10.0%
FT%	3-4 75%
2nd FG%	12-25 48.0%
3PT%	6-12 50.0%
FT%	4-7 57.1%
GM FG%	22-51 43.1%
3PT%	7-22 31.8%
FT%	7-11 63.6%

Dead Ball Rebounds: 4, 0

Technical Fouls: Miller 1st 10:04 Hill 2nd 14:54 Fountain 2nd 22:42

Technical Fouls: NONE

Akron - 58		Record: 3-2																
NO. Name	Min	FG		3P		FT		Rebounds		Fouls		TP	AS	TO	ST	Blocks		+/-
		M-A	M-A	M-A	M-A	OR	DR	OR	DR	PF	FD					BS	BA	
11 Sammy Hunter	F 27:09	4-14	3-11	2-2	1	0	1	0	1	13	0	0	1	0	0	0	-6	
25 Enrique Freeman	F 34:00	1-6	0-0	1-4	5	5	10	1	6	3	2	1	0	1	1	1	-11	
2 Greg Tribble	G 29:44	0-3	0-0	3-4	1	3	4	5	3	0	3	0	0	0	1	0	-8	
4 Trendon Hankerson	G 22:11	0-2	0-1	2-2	1	2	4	1	2	1	1	0	0	0	0	0	-8	
13 Xavier Castaneda	G 36:06	6-16	4-9	12-16	1	5	6	0	6	28	4	3	1	0	0	0	-3	
1 Garvin Clarke	G 17:03	1-6	0-3	0-0	1	0	1	1	1	2	1	1	0	0	0	0	-20	
34 Nate Johnson	G 20:20	0-2	0-0	0-0	5	2	7	0	0	0	0	0	2	0	0	1	-10	
0 Amani Lyles	G 02:34	1-2	0-0	0-0	0	0	0	0	0	0	0	0	0	0	0	0	-9	
5 Tavarri Johnson	G 10:53	1-3	1-1	2-2	0	0	0	0	3	1	5	0	2	2	0	0	0	
Team			4	1	5					0								
Totals	14:54	8-25	22-30	19	17	36	14	21	58	8	14	4	1	3	15			

Shooting By Period	
1st FG%	9-29 31.0%
3PT%	5-16 31.3%
FT%	12-15 80%
2nd FG%	5-25 20.0%
3PT%	3-9 33.3%
FT%	10-15 66.7%
GM FG%	14-54 25.9%
3PT%	8-25 32.0%
FT%	22-30 73.3%

Dead Ball Rebounds: 6, 1

Nevada - 62		Record: 6-1																
NO. Name	Min	FG		3P		FT		Rebounds		Fouls		TP	AS	TO	ST	Blocks		+/-
		M-A	M-A	M-A	M-A	OR	DR	OR	DR	PF	FD					BS	BA	
5 Darrion Williams	F 36:58	1-6	1-3	3-3	3	7	10	2	2	6	4	0	2	0	0	0	7	
14 Tre Coleman	F 32:35	2-5	1-2	0-0	2	2	4	3	1	5	2	0	0	0	0	0	11	
50 Will Baker	C 31:19	8-14	1-1	3-4	2	4	6	1	3	20	2	3	1	1	0	0	10	
2 Jarod Lucas	G 32:51	5-15	4-9	2-2	0	1	1	1	3	16	1	1	0	0	1	0	10	
45 Kenan Blackshear	G 31:08	3-7	1-2	3-4	0	5	5	2	10	10	4	2	0	0	0	0	7	
11 Nick Davidson	G 16:29	1-5	1-3	0-0	0	2	2	3	0	3	0	2	0	0	0	0	-3	
3 Trey Pettigrew	G 10:30	1-4	0-0	0-0	1	2	1	2	1	0	2	0	1	0	2	0	-9	
1 Tyler Powell	G 08:10	0-1	0-1	0-0	0	0	0	0	1	0	0	0	0	0	0	0	-13	
Team			2	1	3					0								
Totals	21:57	9-21	11-13	10	23	33	14	19	62	13	9	3	1	4				

Shooting By Period	
1st FG%	7-27 25.9%
3PT%	1-8 12.5%
FT%	5-6 83.3%
2nd FG%	14-30 46.7%
3PT%	8-13 61.5%
FT%	6-7 85.7%
GM FG%	21-57 36.8%
3PT%	9-21 42.9%
FT%	11-13 84.6%

Dead Ball Rebounds: 1, 0

Technical Fouls: Hankerson 1st 10:04

Technical Fouls: NONE

LSU		AKR	
Biggest lead	15 (2 nd 2:19)	8 (1 st 4:21)	
Best Scoring Run	6 (1 st 14:25)	8 (1 st 7:53)	
Lead Changes	6	5	
Times Tied	5	5	
Time with Lead	25:58	09:54	

Points from		LSU		AKR	
Turnovers	13	14			
Paint	22	10			
Second Chance	8	9			
Fast Breaks	4	2			
Bench	12	9			

Period by Period Scoring			
	1st	2nd	TOT
LSU	33	40	73
AKR	35	23	58

AKR		NEV	
Biggest lead	8 (1 st 2:20)	7 (1 st 16:10)	
Best Scoring Run	7 (1 st 11:02)	8 (2 nd 16:37)	
Lead Changes	6	6	
Times Tied	4	5	
Time with Lead	26:10	10:37	

Points from		AKR		NEV	
Turnovers	13	12			
Paint	24	18			
Second Chance	8	6			
Fast Breaks	10	5			
Bench	23	5			

Period by Period Scoring			
	1st	2nd	TOT
AKR	24	34	58
NEV	20	42	62



Official Basketball Box Score - Final
Akron at Marshall
 11/30/22 Gam Henderson Center, Huntington
 2022-23 Men's Basketball

Game Time: 7:30 PM
 Game Duration: 1:43
 Attendance: 4,012



Official Basketball Box Score - Final
Muskingum at Akron
 12/04/22 James A. Rhodes Arena, Akron, Ohio
 2022-23 Men's Basketball

Game Time: 2:00 PM
 Game Duration: 1:46
 Attendance: 1,466

Officials: Doug Shows, Josue Neves, Landon Brandy

Officials: Bill El, Austin Jones, Mirkah Milton

Akron - 57		Record: 3-4																
NO. Name	Min	FG		3P		FT		Rebounds		Fouls		TP	AS	TO	ST	Blocks		+/-
		M-A	M-A	M-A	M-A	OR	DR	OR	DR	PF	FD					BS	BA	
25 Enrique Freeman	F																	



Official Basketball Box Score - Final
Jackson St. at Akron
 12/11/22 James A. Rhodes Arena, Akron
 2022-23 Men's Basketball

Game Time: 2:00 PM
 Game Duration: 1:56
 Attendance: 1,385



Official Basketball Box Score - Final
Wright St. at Akron
 12/11/22 James A. Rhodes Arena, Akron
 2022-23 Men's Basketball

Game Time: 7:00 PM
 Game Duration: 1:48
 Attendance: 1,398

Officials: Bill El, Frank Spencer, Scott Vitale

Jackson St. - 72

Record: 1-8

NO.	Name	Min	FG		3P		FT		Rebounds		Fouls		TP	AS	TO	ST	Blocks		+/-	
			M	A	M	A	M	A	OR	DR	PF	FD					BS	BA		
1	Zeke Cook	F 21:02	3-7	0-0	1-2	2-3	5-5	7-7	1-0	0-0	0-0	0-0	0-0	0-0	0-0	0-0	0-0	0-0	0-0	-6
3	Trace Young	F 25:49	2-3	0-0	3-3	1-4	5-5	3-2	7-7	1-3	0-0	0-0	0-0	0-0	0-0	0-0	0-0	0-0	0-0	-9
13	Romelle Mansel	F 27:16	3-6	0-0	0-0	1-1	2-3	0-0	6-3	0-0	0-0	1-0	0-0	0-0	0-0	0-0	0-0	0-0	0-0	0
2	Ken Evans	G 33:20	4-13	0-1	0-0	2-2	4-4	3-3	1-8	6-2	4-4	0-2	1-2	0-0	0-0	0-0	0-0	0-0	0-0	-12
4	Collie Young	G 21:55	3-6	2-5	1-1	0-3	3-3	1-1	9-1	1-1	1-1	0-0	0-0	0-0	0-0	0-0	0-0	0-0	0-0	-2
31	Jamarcus Jones	26:29	8-10	0-0	0-0	2-2	1-1	1-1	16-0	0-0	0-0	0-0	0-0	0-0	0-0	0-0	0-0	0-0	0-0	-5
5	Keveon Hunt	12:40	5-8	0-0	0-0	0-1	1-1	1-1	10-1	2-1	1-0	0-0	0-0	0-0	0-0	0-0	0-0	0-0	0-0	-3
10	Chase Adams	25:55	4-9	1-2	0-0	1-3	4-4	0-0	9-1	3-0	0-0	1-1	2-0	0-0	0-0	0-0	0-0	0-0	0-0	-12
32	Treyon Johnson	05:34	0-1	0-0	0-0	0-0	0-0	0-0	0-0	0-0	0-0	0-0	0-0	0-0	0-0	0-0	0-0	0-0	0-0	-16
Team																				
Totals			32-63	3-9	5-7	10-20	3-0	20-10	72	14	13	6	1	4	1	4	1	13		

Technical Fouls: NONE

Shooting By Period		
1st FG%	13-30	43.3%
3PT%	0-4	0.0%
FT%	0-0	0%
2nd FG%	19-33	57.6%
3PT%	3-5	60.0%
FT%	5-7	71.4%
GM FG%	32-63	50.8%
3PT%	3-9	33.3%
FT%	5-7	71.4%

Dead Ball Rebounds: 1, 0

Wright St. - 54

Record: 5-6

NO.	Name	Min	FG		3P		FT		Rebounds		Fouls		TP	AS	TO	ST	Blocks		+/-	
			M	A	M	A	M	A	OR	DR	PF	FD					BS	BA		
14	Brandon Noel	F 23:59	3-8	0-1	1-2	0-2	2-2	2-2	7-0	2-0	0-0	0-0	0-0	0-0	0-0	0-0	0-0	0-0	0-0	-24
12	AJ Braun	C 30:35	6-9	0-0	0-1	3-6	9-9	5-5	12-1	5-0	1-0	0-0	0-0	0-0	0-0	0-0	0-0	0-0	0-0	0-0
0	Amari Davis	G 25:26	1-9	0-1	0-0	0-4	4-4	3-3	2-1	2-0	1-0	0-0	0-0	0-0	0-0	0-0	0-0	0-0	0-0	-6
4	Keaton Norris	C 21:25	0-6	0-2	0-0	0-3	2-1	0-0	1-1	1-3	0-0	0-0	0-0	0-0	0-0	0-0	0-0	0-0	0-0	-12
24	Tim Finke	G 38:32	4-8	1-1	2-2	3-6	9-9	2-1	11-6	2-0	2-0	0-0	0-0	0-0	0-0	0-0	0-0	0-0	0-0	-2
1	Trey Calvin	G 26:38	7-14	1-2	1-1	1-2	3-3	2-2	16-0	2-0	0-0	0-0	0-0	0-0	0-0	0-0	0-0	0-0	0-0	-12
3	Alex Huijbregtse	22:37	0-5	0-2	1-2	0-0	0-0	1-2	1-1	0-0	0-0	0-0	0-0	0-0	0-0	0-0	0-0	0-0	0-0	-3
52	Blake Sisley	03:13	0-0	0-0	0-0	0-0	0-0	0-0	0-0	0-0	0-0	0-0	0-0	0-0	0-0	0-0	0-0	0-0	0-0	-3
22	Andrew Welage	07:35	2-4	1-1	0-0	1-1	2-2	0-0	5-0	0-0	0-0	0-0	0-0	0-0	0-0	0-0	0-0	0-0	0-0	-12
Team																				
Totals			23-63	3-10	5-8	11-28	3-9	17-16	54	10	14	3	4	2	1	2	1	13		

Technical Fouls: NONE

Shooting By Period		
1st FG%	12-31	38.7%
3PT%	2-4	50.0%
FT%	4-5	80%
2nd FG%	11-32	34.4%
3PT%	1-6	16.7%
FT%	1-3	33.3%
GM FG%	23-63	36.5%
3PT%	3-10	30.0%
FT%	5-8	62.5%

Dead Ball Rebounds: 1, 0

Akron - 85

Record: 5-4

NO.	Name	Min	FG		3P		FT		Rebounds		Fouls		TP	AS	TO	ST	Blocks		+/-	
			M	A	M	A	M	A	OR	DR	PF	FD					BS	BA		
25	Enrique Freeman	F 33:48	7-7	0-0	3-4	1-8	9-9	0-0	17-5	0-0	1-3	0-0	0-0	0-0	0-0	0-0	0-0	0-0	0-0	12
2	Greg Tribble	G 28:18	6-10	0-1	0-0	1-3	4-4	2-2	12-5	1-1	2-0	0-0	0-0	0-0	0-0	0-0	0-0	0-0	0-0	3
4	Trendon Hankerson	G 38:05	5-9	5-7	2-2	0-1	1-1	1-1	17-2	1-0	1-0	0-0	0-0	0-0	0-0	0-0	0-0	0-0	0-0	10
5	Tavari Johnson	G 24:08	2-5	2-5	0-0	1-1	4-4	1-1	6-2	5-1	0-0	0-0	0-0	0-0	0-0	0-0	0-0	0-0	0-0	-1
13	Xavier Castaneda	G 30:20	5-8	2-4	1-1	3-4	0-8	23-2	2-1	1-0	0-0	0-0	0-0	0-0	0-0	0-0	0-0	0-0	0-0	15
3	Kobe Mitchell	17:59	2-5	2-5	0-0	0-1	2-2	1-0	6-0	0-0	1-0	0-0	0-0	0-0	0-0	0-0	0-0	0-0	0-0	3
11	Sammy Hunter	15:54	1-5	0-4	2-2	2-1	3-2	1-4	2-0	0-0	0-0	0-0	0-0	0-0	0-0	0-0	0-0	0-0	0-0	17
34	Nate Johnson	11:28	0-3	0-2	0-0	0-1	1-0	0-0	0-1	1-1	0-0	0-0	0-0	0-0	0-0	0-0	0-0	0-0	0-0	6
Team																				
Totals			28-52	11-28	18-21	5-22	27-10	20-20	85	19	10	7	4	1	13					

Technical Fouls: NONE

Shooting By Period		
1st FG%	18-28	64.3%
3PT%	8-14	57.1%
FT%	10-12	83.3%
2nd FG%	10-24	41.7%
3PT%	3-14	21.4%
FT%	9-9	88.9%
GM FG%	28-52	53.8%
3PT%	11-28	39.3%
FT%	18-21	85.7%

Dead Ball Rebounds: 2, 0

Akron - 66

Record: 6-4

NO.	Name	Min	FG		3P		FT		Rebounds		Fouls		TP	AS	TO	ST	Blocks		+/-	
			M	A	M	A	M	A	OR	DR	PF	FD					BS	BA		
25	Enrique Freeman	F 24:04	4-0	0-0	0-0	5-10	15-15	4-3	8-2	3-0	0-0	0-0	0-0	0-0	0-0	0-0	0-0	0-0	0-0	15
2	Greg Tribble	G 29:37	3-7	0-0	0-0	2-1	3-1	1-6	0-0	1-0	0-0	0-0	0-0	0-0	0-0	0-0	0-0	0-0	0-0	4
4	Trendon Hankerson	G 34:52	2-9	1-7	1-2	0-5	5-3	2-6	4-0	2-0	0-0	0-0	0-0	0-0	0-0	0-0	0-0	0-0	0-0	11
5	Tavari Johnson	G 27:33	6-14	0-3	2-4	1-1	2-2	14-1	1-4	1-4	1-0	0-0	0-0	0-0	0-0	0-0	0-0	0-0	0-0	13
13	Xavier Castaneda	G 34:12	5-10	2-6	7-8	0-6	6-1	7-19	3-2	0-0	1-1	0-0	0-0	0-0	0-0	0-0	0-0	0-0	0-0	13
3	Kobe Mitchell	18:05	0-4	0-4	0-0	0-0	0-0	1-1	0-0	0-0	0-0	0-0	0-0	0-0	0-0	0-0	0-0	0-0	0-0	13
11	Sammy Hunter	16:35	5-8	3-6	0-0	4-4	2-0	13-0	0-0	1-1	0-0	0-0	0-0	0-0	0-0	0-0	0-0	0-0	0-0	6
34	Nate Johnson	12:38	0-1	0-0	0-0	0-3	3-0	0-0	0-0	1-2	1-0	0-0	0-0	0-0	0-0	0-0	0-0	0-0	0-0	6
0	Amari Lyles	02:24	0-0	0-0	0-0	1-0	1-1	2-1	0-0	0-0	0-0	0-0	0-0	0-0	0-0	0-0	0-0	0-0	0-0	-1
Team																				
Totals			25-62	6-26	10-14	11-31	42-16	17-16	66	11	12	0	2	4	1	2	4	11		

Technical Fouls: NONE

Shooting By Period		
1st FG%	11-34	32.4%
3PT%	5-21	23.8%
FT%	1-2	50%
2nd FG%	14-28	50.0%
3PT%	1-5	20.0%
FT%	9-12	75%
GM FG%	25-62	40.3%
3PT%	6-26	23.1%
FT%	10-14	71.4%

Dead Ball Rebounds: 2, 0

JSU Akron

Biggest lead	0 (1st 20:00)	30 (2nd 18:37)
Best Scoring Run	11 (2nd 11:23)	17 (1st 11:57)
Lead Changes	0	
Times Tied	1	
Time with Lead	00:00	39:04

Points from Turnovers	14	23
Paint	48	30
Second Chance	9	6
Fast Breaks	7	2
Bench	35	10



2022-23 Akron Men's Basketball Combined Team Statistics All games

Page 1/1
as of Jan 11, 2023

Game Records

Record	Overall	Home	Away	Neutral
ALL GAMES	10-6	8-0	1-3	1-3
CONFERENCE	2-1	1-0	1-1	0-0
NON-CONFERENCE	8-5	7-0	0-2	1-3

Score by Periods

Team	1st	2nd	OT	TOT
Akron	523	581	11	1115
Opponents	466	529	10	1005

Team Box Score

No.	Player				Total			3-Point		F-Throw		Rebounds				PF DQ		A TO		BLK STL		PTS		AVG
		GP-GS	MIN	AVG	FG-FGA	FG%	3FG-3FGA	3FG%	FT-FTA	FT%	OFF	DEF	TOT	AVG	P	DQ	A	TO	BLK	STL	PTS	AVG		
13	CASTANEDA, Xavier	14-14	459:21	32.8	70-177	.395	46-112	.411	84-104	.808	8	52	60	4.3	13	0	44	27	1	16	270	19.3		
25	FREEMAN, Enrique	16-16	486:52	30.4	94-163	.577	0-2	.000	48-80	.600	56	119	175	10.9	34	0	34	37	16	14	236	14.8		
4	HANKERSON, Trendon	16-16	520:06	32.5	45-123	.366	33-88	.375	18-24	.750	7	65	72	4.5	30	0	32	23	7	14	141	8.8		
5	JOHNSON, Tavari	15-9	300:04	20.0	41-97	.423	16-43	.372	6-10	.600	6	32	38	2.5	23	0	27	34	3	15	104	6.9		
2	TRIBBLE, Greg	16-16	440:42	27.5	39-102	.382	1-10	.100	29-40	.725	15	32	47	2.9	41	1	30	19	2	16	108	6.8		
11	HUNTER, Sammy	16-8	303:33	19.0	40-115	.348	18-73	.247	7-10	.700	17	28	45	2.8	24	1	8	7	2	2	105	6.6		
34	JOHNSON, Nate	16-1	306:57	19.2	24-53	.453	9-20	.450	7-10	.700	14	30	44	2.8	27	1	8	16	1	13	64	4.0		
1	CLARKE, Garvin	8-0	138:03	17.3	7-30	.233	2-17	.118	4-7	.571	9	11	20	2.5	12	0	8	10	2	4	20	2.5		
3	MITCHELL, Kobe	12-0	163:02	13.6	9-27	.333	7-25	.280	4-4	1.000	2	10	12	1.0	13	0	5	5	1	7	29	2.4		
0	LYLES, Amani	15-0	75:15	5.0	8-18	.444	0-0	.000	9-15	.600	13	6	19	1.3	20	0	2	8	5	7	25	1.7		
20	WILSON, Evan	6-0	19:13	3.2	3-7	.429	3-6	.500	0-2	.000	0	1	1	0.2	4	0	3	2	0	2	9	1.5		
12	MAYFIELD, Pat	5-0	11:53	2.4	2-5	.400	0-2	.000	0-0	.000	0	5	5	1.0	0	0	0	0	1	1	4	0.8		
Team											28	29	57				5							
Total		16	3225		382-917	.417	135-398	.339	216-306	.706	175	420	595	37.2	241	3	201	193	41	111	1115	69.7		
Opponents		16	3225		380-911	.417	102-298	.342	143-207	.691	143	394	537	33.6	289	6	185	212	57	101	1005	62.8		

Team Statistics

	UA	OPP
Scoring	1115	1005
Points per game	69.7	62.8
Scoring margin	+6.9	-
Field goals-att	382-917	380-911
Field goal pct	.417	.417
3 point fg-att	135-398	102-298
3-point FG pct	.339	.342
3-pt FG made per game	8.4	6.4
Free throws-att	216-306	143-207
Free throw pct	.706	.691
F-Throws made per game	13.5	8.9
Rebounds	595	537
Rebounds per game	37.2	33.6
Rebounding margin	+3.6	-
Assists	201	185
Assists per game	12.6	11.6
Turnovers	193	212
Turnovers per game	12.1	13.3
Turnover margin	+1.2	-
Assist/turnover ratio	1.0	0.9
Steals	111	101
Steals per game	6.9	6.3
Blocks	41	57
Blocks per game	2.6	3.6
Winning streak	1	-
Home win streak	8	-
Attendance	11139	12862
Home games-Avg/Game	8-1392	4-3216
Neutral site-Avg/Game	-	4-1603

Team Results

Date	Opponent	Wot	Score	Att.
11/07/2022	South Dakota St.	Wot	81-80	2157
11/11/2022	vs Mississippi St.	L	54-73	5213
11/15/2022	Morgan St.	W	65-59	1759
11/21/2022	vs Western Ky.	W	72-53	0
11/22/2022	vs LSU	L	58-73	1200
11/23/2022	vs Nevada	L	58-62	0
11/30/2022	at Marshall	L	57-68	4012
12/04/2022	Muskingum	W	80-33	1466
12/11/2022	Jackson St.	W	85-72	1385
12/14/2022	Wright St.	W	66-54	1398
12/19/2022	Maine	W	87-55	1424
12/22/2022	at Bradley	L	55-74	3530
12/30/2022	Concord	W	84-58	1550
01/03/2023	NIU	W	76-51	0
01/06/2023	at Ball St.	L	63-70	3476
01/10/2023	at Bowling Green	W	74-70	1844



2022-23 Akron Men's Basketball Combined Team Statistics In Conference games

Page 1/1
as of Jan 11, 2023

Game Records

Record	Overall	Home	Away	Neutral
ALL GAMES	2-1	1-0	1-1	0-0
CONFERENCE	2-1	1-0	1-1	0-0
NON-CONFERENCE	0-0	0-0	0-0	0-0

Score by Periods

Team	1st	2nd	OT	TOT
Akron	95	118	0	213
Opponents	92	99	0	191

Team Box Score

No.	Player	GP-GS		MIN	AVG	Total		3-Point		F-Throw		Rebounds				PF	DQ	A	TO	BLK	STL	PTS	AVG
						FG-FGA	FG%	3FG-3FGA	3FG%	FT-FTA	FT%	OFF	DEF	TOT	AVG								
25	FREEMAN, Enrique	3-3		97:33	32.5	25-42	.595	0-1	.000	21-26	.808	12	33	45	15.0	7	0	4	8	3	5	71	23.7
13	CASTANEDA, Xavier	1-1		36:39	36.7	6-16	.375	3-8	.375	1-1	1.000	0	1	1	1.0	1	0	5	3	0	2	16	16.0
2	TRIBBLE, Greg	3-3		90:36	30.2	10-24	.417	0-1	.000	14-16	.875	3	4	7	2.3	9	0	5	3	0	5	34	11.3
11	HUNTER, Sammy	3-2		58:40	19.6	9-16	.563	6-13	.462	1-1	1.000	5	2	7	2.3	8	1	0	3	1	1	25	8.3
5	JOHNSON, Tavari	3-3		74:02	24.7	7-25	.280	3-11	.273	1-2	.500	1	7	8	2.7	7	0	1	10	1	1	18	6.0
4	HANKERSON, Trendon	3-3		104:49	34.9	4-23	.174	4-18	.222	5-6	.833	1	12	13	4.3	6	0	8	6	3	2	17	5.7
34	JOHNSON, Nate	3-0		62:30	20.8	5-10	.500	1-2	.500	5-6	.833	2	5	7	2.3	10	1	2	1	0	0	16	5.3
20	WILSON, Evan	1-0		02:20	2.3	1-1	1.000	1-1	1.000	0-0	.000	0	0	0	0.0	0	0	0	0	0	0	3	3.0
3	MITCHELL, Kobe	3-0		56:47	18.9	2-7	.286	2-7	.286	2-2	1.000	0	3	3	1.0	2	0	3	1	0	1	8	2.7
0	LYLES, Amani	3-0		14:06	4.7	1-3	.333	0-0	.000	3-3	1.000	1	1	2	0.7	7	0	0	2	1	3	5	1.7
12	MAYFIELD, Pat	1-0		01:58	2.0	0-1	.000	0-0	.000	0-0	.000	0	1	1	1.0	0	0	0	0	1	0	0	0.0
Team												6	5	11					1				
Total		3		600		70-168	.417	20-62	.323	53-63	.841	31	74	105	35.0	57	2	28	38	10	20	213	71.0
Opponents		3		600		67-162	.414	15-50	.300	42-59	.712	31	70	101	33.7	59	3	26	42	13	18	191	63.7

Team Statistics

	UA	OPP
Scoring	213	191
Points per game	71.0	63.7
Scoring margin	+7.3	-
Field goals-att	70-168	67-162
Field goal pct	.417	.414
3 point fg-att	20-62	15-50
3-point FG pct	.323	.300
3-pt FG made per game	6.7	5.0
Free throws-att	53-63	42-59
Free throw pct	.841	.712
F-Throws made per game	17.7	14.0
Rebounds	105	101
Rebounds per game	35.0	33.7
Rebounding margin	+1.3	-
Assists	28	26
Assists per game	9.3	8.7
Turnovers	38	42
Turnovers per game	12.7	14.0
Turnover margin	+1.3	-
Assist/turnover ratio	0.7	0.6
Steals	20	18
Steals per game	6.7	6.0
Blocks	10	13
Blocks per game	3.3	4.3
Winning streak	1	-
Home win streak	1	-
Attendance	0	5320
Home games-Avg/Game	1-0	2-2660
Neutral site-Avg/Game	-	0-0

Team Results

Date	Opponent		Score	Att.
01/03/2023	NIU	W	76-51	0
01/06/2023	at Ball St.	L	63-70	3476
01/10/2023	at Bowling Green	W	74-70	1844