

# AKRON BASKETBALL

Game 18 | at Central Michigan



122nd Season | MAC Tournament Champions: 2009, 2011, 2013, 2022 | MAC Regular-Season Champions: 2012, 2013, 2016, 2017, 2020

## 2022-23 BASKETBALL SCHEDULE

Date	Opponent	TV	Time
Nov. 7	<b>South Dakota State</b>	..... W	81-80 OT
Nov. 11	Mississippi State \$	..... L	73-54
Nov. 15	<b>Morgan State</b>	..... W	65-59
Nov. 21	Western Kentucky %	..... W	72-53
Nov. 22	LSU %	..... L	73-58
Nov. 23	Nevada %	..... L	62-58
Nov. 30	Marshall	..... L	68-57
Dec. 4	<b>Muskingum</b>	..... W	80-33
Dec. 11	<b>Jackson State</b>	..... W	85-72
Dec. 14	<b>Wright State</b>	..... W	66-54
Dec. 19	<b>Maine</b>	..... W	87-55
Dec. 22	Bradley	..... L	74-55
Dec. 30	<b>Concord</b>	..... W	84-58
Jan. 3	<b>Northern Illinois *</b>	..... W	76-51
Jan. 6	Ball State *	..... L	70-63
Jan. 10	Bowling Green *	..... W	74-70
Jan. 13	<b>Eastern Michigan *</b>	..... W	104-67
Jan. 17	Central Michigan *	ESPN3/+ .....	7 PM
Jan. 21	Western Michigan *	ESPN3/+ 2:30 PM	
Jan. 24	<b>Miami *</b>	ESPN3/+ ..	7 PM
Jan. 28	<b>Ohio *</b>	ESPN3/+ ..	2 PM
Jan. 31	Buffalo *	WC .....	TBA
Feb. 4	<b>Kent State *</b>	WC .....	TBA
Feb. 7	<b>Toledo *</b>	ESPN3/+ ..	7 PM
Feb. 11	Ohio *	WC .....	TBA
Feb. 14	Eastern Michigan *	ESPN3/+ .....	7 PM
Feb. 18	<b>Buffalo *</b>	WC .....	TBA
Feb. 21	Toledo *	ESPN3/+ .....	7 PM
Feb. 25	<b>Western Michigan *</b>	ESPN3/+ ..	4 PM
Feb. 28	<b>Ball State *</b>	ESPN3/+ ..	7 PM
March 3	Kent State *	WC .....	TBA

Home games **BOLD** | All Game Times and Dates subject to change | WC - MAC 21-day Wildcard Game Selection | \* MAC game  
 \$ Barstool Sports Invitational - Philadelphia, Pa.  
 % Cayman Islands Classic - Grand Cayman Island

## Akron (11-6, 3-1) vs Central Michigan (7-10, 2-2)

Tuesday, Jan 16 • McGuirk Arena  
 Mount Pleasant, Mich. • 7 PM • ESPN+



### CENTRAL MICHIGAN HEAD COACH

**Tony Barbee** (Massachusetts '93)  
 Overall Record: 145-160 (10th Season)  
 Record at CMU: 14-33 (2nd Season)  
 MAC Record at CMU: 8-14 (2nd Season)



### AKRON ZIPS HEAD COACH

**John Groce** (Taylor '94)  
 Career Record: 287-197 (15th Season)  
 Record at Akron: 105-65 (6th Season)  
 Overall MAC Record: 91-69 (at Ohio and Akron)

### ALL-TIME SERIES

Akron Leads: 38-15  
 Last Meeting: Akron 57, Central Michigan 56  
 First Meeting: Akron 29, Central Michigan 23  
 In Akron: 22-5, Neutral: 1-0, In Mount Pleasant: 14-10  
 Groce vs. Central Michigan: 6-1 (9-3 Overall)  
 at James A. Rhodes Arena, March 4, 2022  
 1938-39 season in Akron

### BROADCAST

**TV/Video:** ESPN+ - Adam Jaksa (PxP) and Matt DeVries (analyst)  
**Radio:** Akron Sports Network - Dave Skoczen (PxP), Joe Dunn (Analyst)-WHLO 640 AM (iHeart Radio)  
**Live Stats:** GoZips.com/Schedule - Live Stats

### QUICK HITS

- Akron is one of two teams in the MAC to play 5 Top 100 NET teams in non-conference play this season: Buffalo (6), Akron (5), Miami (4), Eastern Michigan (3), Northern Illinois (3), Ohio (3), Kent State (3), Toledo (3), Western Michigan (3), Central Michigan (2), Ball State (0), Bowling Green (0).
- Akron is 11-6 this season with all six losses coming from opponents in the Top 100 NET rankings with a total win-loss record of 57-14 before conference play: 76 LSU (12-1), 37 Mississippi State (11-2), 55 Nevada (12-3), 66 Marshall (12-3) and 62 Bradley (10-5). Zips fell to 100 Ball State (8-7)
- The Zips are undefeated at James A. Rhodes Arena this season and riding a 11-game home court winning streak dating back to the 2021-22 season. The Zips last setback came from NIU (66-63) on Feb. 17, 2022. Akron is 9-0 at the JAR this year defeating, South Dakota State, Morgan State, Muskingum, Jackson State, Wright State, Maine, Concord, Northern Illinois and Eastern Michigan.

- Freeman and Castaneda rank in the NCAA Top 50 in six categories  
**Freeman:** 7th REBS/G (10.8), 8th Double-Doubles (9), 10th REBS (184), 13th DREB/G (7.35), 18th OREB/G (3.47), 36th FG% (58.2), 1 of 14 to avg dbl-dbl, 1 of 16 avg. dbl digit rbs  
**Castaneda:** 6th FTM (95), 16th 3PT FG/G (3.20), 17th FTA (116), 27th PPG (19.5), 54th 3PT Made (54), 58th 3PT FG% (.397)

Akron	STAT BREAKDOWN	CMU
71.7	SCORING AVERAGE	68.4
+8.6	SCORING MARGIN	-1.0
.424	FG PERCENTAGE	.418
.336	3PT PERCENTAGE	.277
8.5	3PT FG MADE PER GAME	6.1
.716	FT PERCENTAGE	.704
37.6	REBOUND PER GAME	38.3
+4.6	REBOUNDING MARGIN	+1.5
13.1	ASSISTS PER GAME	11.2
11.8	TURNOVERS PER GAME	16.4
6.6	STEALS PER GAME	6.2
2.5	BLOCKS PER GAME	3.8

2022-23 AKRON BASKETBALL

**PROBABLE STARTERS**



## AKRON QUICK FACTS

Location ..... Akron, Ohio (44325)  
 Population ..... 200,000 (fifth largest in Ohio)  
 Founded ..... 1870 (as Buchtel College)  
 Enrollment ..... 20,500  
 Nickname ..... Zips  
 Colors ..... Blue (PMS 282) and Gold (PMS 7503)  
 Conference ..... Mid-American  
 President ..... Dr. Gary L. Miller  
 Director of Athletics ..... Charles Guthrie  
 Deputy AD ..... Markus Jennings  
 Sr Associate AD/SWA ..... Jackie Wallgren  
 Faculty Athletics Representative ... Dr. Matthew Juravich  
 Athletic Dept. Phone: ..... (330) 972-7080  
 Ticket Office Phone: ..... 1-888-99-AKRON

## JAMES A. RHODES ARENA

Capacity ..... 5,500  
 Opened ..... December 3, 1983  
 ..... W, 78-74 over Eastern Michigan  
 Seating ..... 2,096 arm-chair seating  
 ..... 3,404 bleacher-style seating  
 Record at Rhodes Arena.... 448-135 (.767) - 39 Seasons  
 Record under John Groce ..... 104-65 (6th Season)  
 Press Row Phone ..... (330) 374-8771

## PROGRAM HISTORY

Seasons of Basketball ..... 122nd  
 First Season of Basketball ..... 1901-02  
 Seasons of Division I Basketball ..... 42nd  
 First Season of Division I Basketball ..... 1980-81  
 All-Time Record ..... 1,681-1,067 (.611)  
 All-Time Division I Record ..... 721-547 (.564)  
 All-Time MAC Record ..... 290-238 (.543) 29 seasons  
 MAC Tournament Titles ..... 4 (2009, 2011, 2013, 2022)  
 MAC Regular Season Titles 5 (2012, 2013, 2016, 2017, 2020)  
 NCAA Tournament Appearances ..... 14  
 NCAA DI Tournament Appearances (Yrs) .5 (1986, 2009, 2011, 2013, 2022)  
 NIT Appearances (Yrs) 7 (1987, 1989, 2006, 2008, 2012, 2016, 2017)  
 CBI Appearances (Yrs) ..... 1 (2010)  
 CIT Appearances (Yrs) ..... 1 (2014)

## GoZips.com

Twitter ..... @ZipsMBB | @JohnGroce | @AkronZips  
 Facebook ..... Facebook.com/ZipsMBB | /AkronZips  
 Instagram ..... @ZipsMBB  
 YouTube ..... YouTube.com/ZipsAthletics

## ATHLETICS COMMUNICATIONS

**Brian Dennison** (Men's Basketball Contact)  
 Assistant Director for Communications  
 (330) 972-6292 office | (330) 962-0366 cell  
 bld2@uakron.edu

**Sean Palchick** (Women's Basketball Contact)  
 Associate Director of Athletics Communications  
 Office Phone: (330) 972-2677  
 Email: spalchick@uakron.edu

## WHAT'S AHEAD

Akron is back on the road this week with the first stop heading to Mount Pleasant, Mich. to play Central Michigan at McGuirk Arena on Tuesday, Jan. 17 at 7 p.m. Fans can follow the action on ESPN+ with Adam Jaksa (PxP) and Matt DeVries (analyst) on the call or listen to Akron Sports Radio Network on WHLO 640 AM with Dave Skoczen (PxP) and Joe Dunn (analyst). Live stats are also available on GoZips.com.

## THE AKRON-CENTRAL MICHIGAN SERIES

Tuesday's game marks the 54th meeting in series history between Akron and Central Michigan, and 13th meeting for a Groce coached squad, eighth at Akron. The Zips hold an all-time 38-15 series advantage while Groce is 9-3 overall and 6-1 at Akron.

The Zips have won 23 of the last 26 meetings, including a five-game winning streak. Akron swept the series last season, winning at McGuirk Arena (60-56) and The JAR (57-56). The Zips posted wins the lone meetings in 2020-21 (81-67 at James A. Rhodes Arena) and 2019-20 (80-67 at McGuirk Arena in Mount Pleasant, Mich.) The two teams split the 2018-19 season series. Akron fell in overtime 88-86 at McGuirk Arena in the first meeting, but bounced back with a 70-67 win at Rhodes Arena.

The Zips claimed sole meeting in 2017-18 at James A. Rhodes Arena, 69-63, Akron posted an 89-85 win at McGuirk Arena on Jan. 10, 2017, Central Michigan won 92-81 on January 12, 2016 at McGuirk Arena, and later that season (Feb. 5), the Zips won 92-87 at home. UA is 22-5 at Rhodes Arena, 14-10 at McGuirk Arena and 1-0 in neutral site games against CMU.

## SCOUTING THE CHIPPEWAS

The Under the direction of second-year head coach Tony Barbee, the Chippewas own a 7-10 overall record and stand 2-2 in MAC play with a marquee win at Michigan (63-61). In MAC play, the Chippewas defeated Miami (68-56) and Buffalo (87-78 ot) at home and fell to Eastern Michigan (62-56) and Northern Illinois (73-54) on the road. CMU is 5-2 at home, 1-7 on the road and 1-1 in neutral site games.

The Chippewas average 68.4 points per game on 41.8 percent shooting from the floor and 27.7 percent effort from beyond the 3-point arc, draining 6.1 triples a game. In addition, the Chippewas shoot 70.4 percent from the free throw line with 14.1 FT made per game.

CMU has five players scoring in double figures as Kevin Miller leads the way with 18.5 points per game followed by Jesse Zarzuela (15.8), Brian Taylor (14.4), Reggie Bass (10.1) and Marcus Harding (9.9). Zarzuela and Bass leads the squad from beyond the arc with 29 made 3-pointers each, while Bass leads in assists (45) and Zarzuela is second (37). Taylor leads the squad on the glass with 110 total rebounds (6.5 reb/g).

Defensively, Central Michigan allows its opponents to score 69.4 points per game on 41.5 percent shooting from the floor and 29.7 percent from 3-point range, allowing 7.2 long distance strikes per night. The Chippewas caused 257 turnovers (15.1 to/g) with 105 steals (6.2 stl/g). CMU outrebounds the opponent by a +1.5 margin as the opponent grabbed 625 total boards (36.8 rebs/g) compared to the 651 total rebounds (38.3 rebs/g) secured.

## ON THE ROAD

Akron is 1-3 in true road games this season, snapping a three-game setback streak at Bowling Green (74-70). Akron fell to Ball State (70-63), Marshall (68-57) and Bradley (74-55). The Zips are 1-3 in neutral site games this season. Akron finished 8-4 on the road in 2021-22, dropping the season opening game to Ohio State (67-66) as time expired and defeating Wright State by a decisive 18 points (66-48). The Zips second road setback came against Kent State (67-55) in the first installment of the 2021-22 Wagon Wheel series. Zips bounced back with 91-66 win over Bowling Green and a 60-56 win over Central Michigan. The Zips fell at Toledo (84-76). Zips defeated Miami (71-59) and NIU (70-64) in back-to-back road contests but fell to WMU (61-57). Akron defeated Eastern Michigan 67-48, Ohio (91-83) and Ball State (79-60) to end the season.

## HOME SWEET HOME

The Zips own a 450-135 (.767) all-time record at Rhodes Arena. In the last 16 seasons, Akron has posted a 246-38 (.864) record at the JAR. Under coach Groce Akron is 71-13 (.825) at home. The Zips are 9-0 at home in 2022-23. Akron went 12-4 at Rhodes Arena in Groce's first year as head coach and followed with a 14-3 effort. The Zips went 15-2 at home in 2019-20 en route to the regular season MAC Championship. During COVID shortened season, Akron posted a 9-1 mark at the JAR (2020-21) and last season the Zips posted a 12-3 record. Groce became the third Akron coach since 1940 to win his first six home games in the first season as head coach. The Zips rattled off seven straight wins at the JAR before falling in the MAC home opener to Buffalo. The Zips set the all-time longest home winning streak record at Rhodes Arena with 30 consecutive wins during the 2015-17 seasons, replacing the 26-game run the Zips made during the 1985-87 seasons under head coach Bob Huggins. The streak ranked No. 2 in the NCAA.

## AKRON IN THE MAC

Akron is 43-17 over the last three seasons in MAC play, owning the highest winning percentage (.714) in the league. The Zips are 29-13 in the MAC under the new conference format without divisions (new in 2020-21). Akron is 83-23 (.795) at home in league play since the start of the 2011 MAC schedule. UA has seen a ton of success in league play since the start of the 2004-05 season, and is 212-99 overall (.681), including a 128-30 mark in MAC play at home (.822). The Zips' 212 wins are the most in the league during that stretch. The Zips have won 127 of their last 183 MAC games (.694).



## 2022-23 AWARDS AND HONORS

### MAC Player of the Week

Enrique Freeman (Jan. 9)

### Cayman Islands Classic All-Tournament Team

Xavier Castaneda

## 2022-23 PRESEASON POLL

### MAC Men's Basketball Preseason Coaches Poll

1. Kent State (6) - 135 points
2. Toledo (4) - 131
3. Akron (2) - 127
4. Ball State -- 94
5. Ohio -- 91
6. Buffalo -- 82
7. Eastern Michigan -- 68
8. Western Michigan -- 66
9. Bowling Green -- 42
10. Central Michigan -- 38
11. Miami -- 36
12. Northern Illinois - 26

**MAC Tournament Champion:** Kent State (4), Toledo (3), Akron (2), Eastern Michigan (1), Western Michigan (1)

### Preseason All-MAC First Team

Enrique Freeman, F, Akron, Jr.  
Payton Sparks, C, Ball State, So.  
Sincere Carry, G, Kent State, R-Sr.  
JT Shumate, F, Toledo, Sr.  
Lamar Norman Jr., G, Western Michigan, Sr.

### Preseason All-MAC Second Team

Xavier Castaneda, G, Akron, Sr.  
Kevin Miller, G, Central Michigan, So.  
Emoni Bates, F, Eastern Michigan, So.  
Malique Jacobs, G, Kent State, R-Sr.  
Setric Millner Jr., F, Toledo, Sr.

## 2021-22 MAC Postseason Awards

### Defensive Player of the Year

Enrique Freeman

### All-Defensive Team

Enrique Freeman

### Second Team All-MAC

Enrique Freeman

### Honorable Mention

Xavier Castaneda

In 2021-22, Freeman ranked No. 1 in the nation in field goal percentage (.665) and landed in the NCAA Top 20 in six categories: No. 4 total rebounds (367), No. 6 rebounds per game (10.8), No. 8 double-doubles (18), No. 9 defensive rebounds per game (7.53) and No. 19 offensive rebounds per game (3.26). Freeman was one of 13 players in the NCAA to average a double-double in points (13.2) and rebounds (10.8). He led the MAC in 5-of-6 categories, ranking No. 2 in offensive rebounds per game.

## OPENING MAC PLAY

Akron is 23-8 in MAC openers since joining the league in 1992. Over the last 16 seasons, the Zips are 14-3 in MAC openers. Akron has won the last 14-of-15 MAC openers, including a 5-1 mark under head coach John Groce. The Zips fell in Groce's initial MAC opener, but have won four straight leading into the 2022-23 opener.

## TEAM CAPTAINS

For the first time in six seasons, Akron head coach John Groce named captains for Zips basketball. Enrique Freeman, Xavier Castaneda, Greg Tribble and Trendon Hankerson were nominated and accepted their new roles as Akron heads into Mid-American Conference play.

## MR. DOUBLE-DOUBLE

Enrique Freeman is 1-of-5 players in the NCAA to average 20+ points and 10+ rebounds in conference play. In addition, Freeman is 1-of-14 players in the NCAA to average a double-double, scoring 14.8 points per game and grabbing 10.9 boards per contest. He ranks 8th in the NCAA with nine double-doubles which tops the MAC. He pulled down double-digit rebounds in 11-of-17 outings, including a 15-rebound, 27-point performance in the MAC opener against NIU. In addition, he has 12 double-digit scoring efforts, scoring 27, 23 (2x), 21, 20, 18 (2x), 17 (2x), 14, 11 and 10-points. He is currently ranked in rebounds per game (10.8 - 7th-NCAA, 1st-MAC), double-doubles (9 - 8th-NCAA, 1st-MAC), total rebounds (184 - 10th-NCAA, 1st-MAC), defensive rebounds per game (7.35 - 13th-NCAA, 1st-MAC), offensive rebounds per game (3.47 - 18th-NCAA, 1st-MAC), and field goal percentage (58.2 - 36th NCAA - 2nd MAC). Freeman earned MAC Player of the Week, averaging 25 points and 14.5 rebounds to open league play (Jan. 9).

## X FACTOR

Xavier Castaneda leads the Akron Zips and is second in the MAC in scoring with 19.5 points per game (27th NCAA, 2nd MAC). He scored in double figures 14-of-15 games, including a pair of 30+ point performances. He set a career-high 33 points against Maine and opened the season with 31 points against South Dakota State. Castaneda registered four 20+ point efforts against LSU (28), Jackson State (23), Mississippi State (20) and EMU (23). He is shooting 39.7 percent from long distance (58th NCAA, 2nd MAC) and averages 3.20 trifectas per game (16th NCAA, 1st MAC) with a team-best 48 triples (54th NCAA, 1st MAC). Castaneda is the squad's assist leader, dishing out 3.27 helpers per game with 49 assists to date. He ranks in the NCAA Top 50 in free throws made (95 - 6th NCAA, 1st MAC), free throw attempts (116 - 17th NCAA, 2nd MAC). Castaneda was named to the 2022 Cayman Islands Classic All-Tournament team, averaging 18.3 points, 4.3 rebounds and 2.7 assists.

## JOHNSON N JOHNSON

Freshmen Nate Johnson (redshirt) and Tavari Johnson are starting to impact the Zips offensive output. Nate Johnson averages 18.9 minutes per game, scoring 4.0 points on 45.6 percent shooting from the floor. He shoots 45.0 percent from deep, draining 9-of-22 long-distance buckets. He impacts both ends of the floor, grabbing 49 rebounds for 2.9 per game and adds 13 steals. Tavari Johnson had a breakout game against Nevada in the Cayman Islands with a career-high 21 points on 9-of-10 shooting from the field and a perfect 3-of-3 showing from downtown. He joined the starting lineup on Dec. 4 and averages 19.9 minutes and 6.9 points per game. He shoots 43.6 percent from the floor and 36.4 percent from deep with 16 made trifectas. He adds 41 rebounds, 36 assists and 15 steals.

## LAST TIME VS CENTRAL MICHIGAN

Down six points with just over two minutes remaining, the Akron Zips didn't blink and scored 12 of the game's final 17 points to claim a 57-56 win over Central Michigan in the regular-season finale at James A. Rhodes Arena. Greg Tribble tallied the winning points on a pair of free throws with 32 seconds remaining after a key steal by Ali Ali with 48 seconds remaining set up Tribble's heroics.

A pair of missed foul shots with 10 seconds left on the clock gave the Chippewas one final shot, but CMU freshman guard Kevin Miller missed a layup and Zips' point guard Xavier Castaneda snared the rebound to close out the victory. Castaneda led the Zips with 17 points and seven rebounds and Ali added 12 in the win.

It was a game played at a slow, defense-first pace as both sides dig in and forced one another to work for every shot. Akron trailed for much of the evening, but overcame a three-point halftime deficit thanks to key turnovers it converted into points on the other end. For the night, the Zips caused 12 turnovers while committing just seven of their own. Every possession was key on a night where they shot just 38.6 percent and 59.1 percent from the foul line. They also battled their way to a 29-28 rebounding edge and allowed Central Michigan to grab just four offensive rebounds.

Senior forward Harrison Henderson led the Chippewas with 17 points in defeat and senior forward Ralph Bissainthe contributed 14 in the loss.

## LAST TIME OUT

The home court dominance continued Friday night for the Akron Zips as they soared past the visiting Eastern Michigan Eagles 104-67 on ESPN for their ninth home win in as many tries this season.

It was a game Akron led from wire to wire, combining solid outside shooting with its trademark defensive aggression to win its third Mid-American Conference game in four outings. Six players scored in double figures as all five starters stuffed the stat sheet.

Senior guard Xavier Castaneda paced the Zips with 23 points, six rebounds and five assists, with junior forward Enrique Freeman (20 points, nine rebounds), graduate transfer guard Trendon Hankerson (14 points, four rebounds), junior forward Sammy Hunter (13 points, four rebounds) and Junior guard Greg Tribble (10 points, 5 rebounds) also turning in strong outings. In addition freshman A forward Amani Lyles



## AKRON'S RECORD WHEN...

<b>At home</b>	<b>9-0</b>
<b>On the road</b>	<b>1-3</b>
<b>Neutral</b>	<b>1-3</b>
Playing on National TV	1-1
In overtime	1-0
<b>In games decided by 1-2 points</b>	<b>1-0</b>
<b>In games decided by 3-5</b>	<b>2-1</b>
<b>In games decided by 6-10 points</b>	<b>2-1</b>
<b>In games decided by 11-20 points</b>	<b>2-3</b>
<b>In games decided by 21 or more</b>	<b>4-0</b>
Scoring First	9-1
Leading at half	7-2
Tied at half	2-0
Trailing at half	2-4
<b>Leading with 10:00 remaining</b>	<b>8-2</b>
<b>Trailing with 10:00 remaining</b>	<b>3-4</b>
<b>Tied with 10:00 remaining</b>	<b>0-0</b>
Leading with 5:00 remaining	9-2
Trailing with 5:00 remaining	1-4
Tied with 5:00 remaining	1-0
<b>UA shoots 50% or better</b>	<b>6-0</b>
<b>UA shoots less than 50%</b>	<b>5-6</b>
UA shoots better than opponent	9-1
UA shoots worse than opponent	2-5
UA shoots the same FG% as opponent	0-0
<b>Opponent shoots 50% or better</b>	<b>3-3</b>
UA out-rebounds opponent	8-3
Opponent out-rebounds UA	2-3
Rebounds are tied	1-0
<b>UA shoots 70% or better at FT line</b>	<b>8-2</b>
UA has more FT attempts	8-2
Opponent has more FT attempts	3-4
FT attempts are tied	0-0
<b>UA shoots 40% or better from 3-point</b>	<b>4-3</b>
<b>UA shoots under 40% from 3-point</b>	<b>7-3</b>
UA has more turnovers than opponent	0-4
UA has less turnovers than opponent	9-2
Turnovers are tied	2-0
<b>UA scores 90-plus points</b>	<b>1-0</b>
<b>UA scores 80-89 points</b>	<b>6-0</b>
<b>UA scores 70-79 points</b>	<b>2-0</b>
<b>UA scores 60-69 points</b>	<b>2-1</b>
<b>UA scores 50-59 points</b>	<b>0-5</b>
<b>UA scores 49 or less points</b>	<b>0-0</b>
Opponent scores 90-plus points	0-0
Opponent scores 80-89 points	1-0
Opponent scores 70-79 points	2-4
Opponent scores 60-69 points	1-2
Opponent scores 50-59 point	4-0
Opponent scores 49 or less points	1-0

## AKRON STREAKS...

Current Streak	Won 2
Home Court Streak	Won 11
Road Streak	Won 1
Neutral Court Streak	Lost 2
Last 5 Games	4-1
Last 10 Games	8-2

## AKRON BY MONTH...

November	3-4
December	5-1
January	3-1
February	0-0
March	0-0

## AKRON BY DAY OF THE WEEK...

Sunday	2-0
Monday	3-0
Tuesday	3-1
Wednesday	1-1
Thursday	0-1
Friday	2-2
Saturday	0-1

registered a career-high 10 points.

Already leading by 20 coming out of intermission, the Zips (11-6, 3-1 MAC) iced the game with a 19-2 burst in the first 3:42 of the second half. Their lead swelled to as many as 44 as the half wore on, with the Eagles never mustering any sort of rally.

It was the largest margin of victory for Akron in a MAC game since a 78-41 win over Eastern Michigan on Feb. 3, 2009, and the first time the Zips scored 100 in a MAC game since a 111-106 double-overtime setback at Ball State on Jan. 27, 2018.

The game featured dominance on all fronts as Akron outrebounded the Eagles 34-22, held a 17-2 edge in fast break points and also posted 44 points in the paint to Eastern Michigan's 22.

The Zips set the tone for the win as they shot a scorching 59.3 percent from the field in the opening half while hassling Eastern Michigan (4-13, 1-3 MAC) into 9-of-29 marksmanship en route to a 46-26 halftime lead. That hot shooting was central to a 14-4 run midway through the opening frame as the blue and gold pushed their lead to double figures while taking Eastern Michigan leading scorer Emoni Bates out of the game with their defense. Junior guard Greg Tribble was the Zips primary defender on Bates, as Tribble made it tough on him all night. Bates missed all five of his shots and scored just one point in the half, finishing the game with just three points on 1-of-12 shooting from the field and 0-of-5 from deep.

Sophomore guard Noah Farrakhan was the top scorer for the Eagles with 18 points and sophomore guard Tyson Acuff added 11 in the loss.

## FREEMAN NAMED MAC PLAYER OF THE WEEK

Junior forward Enrique Freeman was named Mid-American Conference Player of the Week after the opening week of conference play, the league announced on Jan. 9.

In the opening week of MAC play, Freeman led the Zips to a 1-1 overall mark by averaging a double-double with 25 points and 14.5 rebounds. Freeman posted is seventh and eighth double-double of the season, ranking seventh in the NCAA and first in the MAC. For the week, Freeman shot 61.3 percent from the field (19-of-31) and 75.0 percent from the free throw line (12-of-16) while adding five steals, three assist and two blocked shots.

In the MAC opener, Freeman registered a career-high 27 points and matched a season-best 15 rebounds en route to a 76-51 win over Northern Illinois at the JAR. He shot 55.6 percent from the field (10-of-18) and added a 70.0 percent showing from the charity stripe (7-of-10). Freeman grabbed 11 defensive rebounds and secured four offensive boards. Freeman also swiped team-best three steals with two assists.

In the second MAC game of the week, a 70-63 setback at Ball State, Freeman led all scorers with 23 points and grabbed a game-high 14 rebounds. He shot 69.2 percent from the field (9-of-13) with an 83.3 performance from the free throw line (5-of-6). Freeman secured nine defensive rebounds and five offensive boards, while adding two blocks, two steals and one assist.

On the season, Freeman averages a double-double with a second-best 14.3 points and team-high 10.6 rebounds per game. He also contributes 2.2 assists and 1.0 blocks per game.

## RETURN TO THE CAYMAN ISLANDS CLASSIC

The Akron men's basketball team placed fourth overall at the 2022 Cayman Islands Classic as the Zips fell 62-58 to Nevada at John Gray Gymnasium. The Zips finished the tournament 1-2, defeating Western Kentucky (72-53) to advance to the semifinals before falling to LSU (73-58). Xavier Castaneda earned All-Tournament team honors. In three games, Jackson averaged 18.3 points, 4.3 rebounds and 2.7 assists. Castaneda posted a 28-point performance against LSU.

In 2018, Akron went 1-2 in its inaugural Cayman Islands Classic appearance at John Gray Gymnasium. The Zips opened against No. 16 ranked Clemson, falling 72-69. Akron and Illinois State battled in the second game as the Redbirds posted a 73-68 win. The Zips played St. Bonaventure in their final game and rallied to a 61-49 win. Loren Cristian Jackson earned All-Tournament team honors. In three games, Jackson averaged 16.3 points, 4.3 Assists and 2.3 rebounds. Jackson opened the tournament with a 25-point performance against No. 16 ranked Clemson.

## CAYMAN ISLANDS CLASSIC RECAP

Akron advanced to the semifinal round of the 2022 Cayman Islands Classic after defeating Western Kentucky 72-53. Enrique Freeman registered his third double-double of the season as he led the Zips with 18 points and 11 rebounds. Greg Tribble matched Freeman's team-high 11 rebounds as the Zips owned the glass, posting a lopsided 43-16 rebounding advantage. Xavier Castaneda followed with 16 points, while three players recorded nine points - Tribble, Tendon Hankerson and Nate Johnson. Johnson shot perfect from downtown, draining all three of his 3-point attempts, while Hankerson (2 of 4) and Tribble (1 of 2) shot 50-percent from beyond the arc.

Akron held a two-point lead at halftime, but couldn't overcome an 8-2 run to open the second half as LSU defeated the Zips 73-58 in the semifinal round of the 2022 Cayman Island Classic. Xavier Castaneda led Akron in scoring with a game-high 28 points while adding six rebounds and four assists. Sammy Hunter followed with 13 points and Enrique Freeman grabbed a game-high 10 rebounds. Akron won the battle of the glass, outrebounding LSU 36-31.

Akron placed fourth overall at the 2022 Cayman Islands Classic as the Zips fell 62-58 to Nevada. Freshman Tavari Johnson (Chicago, Ill.) led the Zips offense with a career-high 21 points on 9-of-10 shooting from the field, including a perfect 3-of-3 from beyond the 3-point arc. Xavier Castaneda followed in scoring for Akron with 11



## 1,000 CAREER POINT CLUB

Rk.	Pts.	(Games)
1.	2,583*	Joe Jakubick, 1980-84 (108)
2.	2,028	Len Paul, 1969-73 (107)
3.	1,810	Eric McLaughlin, 1985-89 (115)
4.	1,657	John Britton, 1975-79 (91)
5.	1,630	Bill Turner, 1962-67 (106)
6.	1,587	Loren Cristian Jackson, 2018-21 (87)
7.	1,577	Jimmal Ball, 1997-2000 (107)
8.	1,491	Romeo Travis, 2004-07 (122)
9.	1,445	Don Williams, 1963-67 (107)
10.	1,442	Alex Adams, 1959-61 (85)
11.	1,437	Bob Smith, 1964-68 (102)
12.	1,425	Mike Harkins, 1951-56 (65)
13.	1,415	Mark Alberts, 1988-93 (106)
14.	1,413	Shawn Roberts, 1985-89 (117)
15.	1,377	Darryl Peterson, 2002-06 (122)
16.	1,374	Isaiah Johnson, 2013-2017 (136)
17.	1,319	Jim Fenton, 1951-54 (66)
18.	1,283	Jami Bosley, 1998-2000 (75)
19.	1,265	Zeke Marshall, 2010-13 (138)
20.	1,259	Jimond Ivey, 2015-2019 (133)
21.	1,258	Fritz Nagy, 1943-47 (63)
22.	1,229	Fred Golding, 1955-59 (97)
23.	1,217	Bob Whaley, 1956-60 (99)
24.	1,215	George Phillips, 1996-2000 (109)
25.	1,210	Jerry Sloan, 1964-68 (100)
26.	1,193	Climon Lee, 1957-61 (95)
27.	1,190	Derrick Tarver, 2003-04 (55)
28.	1,185	Anthony Buford, 1987-90 (80)
29.	1,158	Nikola Cvetinovic, 2009-12 (141)
30.	1,152	Ray Pryear, 1955-59 (91)
31.	1,151	Jeremiah Wood, 2004-08 (101)
32.	1,147	Daniel Utomi, 2015-2019 (97)
33.	1,143	Ryan Andrick, 1996-2000 (102)
34.	1,142	Brett McKnight, 2007-11 (125)
35.	1,136	Andy Hipsher, 2000-04 (120)
36.	1,120	Cedrick Middleton, 2005-08 (130)
37.	1,108	Marcel Boyce, 1985-87 (59)
38.	1,091	Demetrius Treadwell, 2012-2014 (96)
39.	1,087	Nick Dials, 2006-08 (101)
40.	1,086	Larry Jenkins, 1970-74 (75)
41.	1,055	Bobby Walker, 1946-50 (75)
42.	1,046	Dru Joyce, 2004-07 (123)
43.	1,041	Hank Vaughn, 1946-50 (75)
44.	1,023	Nate Linhart, 2006-09 (134)
45.	1,019	Antino Jackson, 2014-2017 (106)
46.	1,013	Sam Serves, 1942-47 (94)

\*Top 50 in NCAA history

## GROCE DEBUTS WITH A WIN

Zips' head coach John Groce has spent over two decades on the sidelines of a basketball court as a coach and enters his 15th season as the lead man, and sixth at Akron. On April 6, 2017, Groce was named the 22nd head coach in Akron Basketball history.

On Nov. 11, 2017, Groce and the Zips accomplished something that has only been done 10 times in Akron's history, debuting a coaching career with a win. Akron defeated Cleveland State 67-57 in Groce's Akron coaching debut to become the first coach since the 1984-85 season to win their initial game.

In fact, the last coach to start his Akron career with a win was Bob Huggins during the 1984-85 season against Western Illinois, 64-57. Prior to Huggins, six coaches were unsuccessful in accomplishing that feat since Thomas Dowler did so in 1939-40 against Franklin, 34-25.

points, while Enrique Freeman added nine points and a team-best nine rebounds. Trenderon Hankerson pulled down a second-best seven rebounds as the Zips and Wolf Pack were deadlocked at 33 rebounds apiece.

## FREEMAN 2022-23 LOU HENSON NATIONAL PLAYER OF THE YEAR WATCH LIST

Junior Enrique Freeman (Cleveland, Ohio) has been named to the 2022-23 Lou Henson National Player of the Year Watch List, CollegInsider.com announced on Wednesday (Nov. 23). Freeman is one of 50 players on the watch list and one of four from the Mid-American Conference to be considered for the 2022-23 mid-major national player of the year award. Freeman is joined by Emoni Bates (Eastern Michigan), Sincere Carry (Kent State) and RayJ Dennis (Toledo).

## AKRON BASKETBALL AT A GLANCE

The Zips return nine players from last season's championship squad and adds six newcomers headlined by transfers graduate Trenderon Hankerson (Novi, Mich.) and junior Sammy Hunter (Nassau, Bahamas). Also joining the Blue and Gold for 2022-23 are freshmen Tavari Johnson (Chicago, Ill.), Amani Lyles (Columbus, Ohio), Prince Mosengo (Congo, Africa) and Ryan Prather, Jr. (Clarksburg, Md.).

- Akron is 40-16 over the last three years in MAC play, best winning percentage (.714) in the conference
- 2022 Mid-American Conference Tournament Champions
- Posted a 24-10 record, including 14-6 mark in league play
- The 2019-20 MAC regular season champions finished with school-record 24 regular season wins (postseason cancelled due to COVID-19)
- Akron entered the 2022 NCAA Tournament with an eight-game winning streak

## ZIPS IN THE MAC TOURNAMENT

Akron is 35-20 all-time in the MAC Tournament, 27-9 in its last 36 tournament games. The Zips have won at least one game in the MAC Tournament every year since the 2004-05 season and set an unprecedented 15-of-17 semifinal appearances. The Zips' runs of the consecutive title game (7) and semifinal appearances (13) are the longest streaks in MAC history. The Zips are 29-14 at Rocket Mortgage FieldHouse. Akron is 7-6 in opening round games, 1-0 second round, 12-4 in the quarterfinals, 10-4 semifinals, and 5-6 in title games.

## AKRON'S RUN TO THE DANCE

Akron to the 2022 MAC Tournament Championship and fifth appearance all-time in the NCAA Tournament. The Zips finished the season 24-10 overall record with a 14-6 league mark, finishing tied for third in regular-season MAC play. As the fourth seed, the Zips defeated fifth-seeded Buffalo (70-68) and top-seeded Toledo (70-62) before posting a 20-point win over second-seeded Kent State (75-55) in the MAC title game. The Zips closed out regular season play on a five-game winning streak and added three consecutive wins to secure the 2022 MAC title. After winning eight consecutive contests, Akron entered the NCAA Tournament as a No. 13 seed and played against the No. 4 seed UCLA Bruins in the First Round of the East Region at the Moda Center in Portland, Oregon on March 17, 2022. The Zips fell 57-53.

## LAST TIME AT THE JAR

New year, new chapter of the season and first Mid-American Conference win of the campaign as the Akron Zips defeated Northern Illinois 76-51 at James A. Rhodes Arena. Behind the seventh double-double this season from junior forward Enrique Freeman (Cleveland, Ohio), who scored a season-high 27 points and tied his season best with 15 rebounds, the Zips rode a dominant defensive performance for the first MAC win.

Freeman and junior guard Greg Tribble (Cincinnati, Ohio) directed the Akron defense that hassled the Huskies (4-10, 0-1 MAC) into 35-percent shooting and forced 19 turnovers, which the Zips (9-5, 1-0 MAC) converted into 24 points on offense. Tribble, helping carry the scoring load with leading scorer Xavier Castañeda out with an injury, proved to be efficient with a season-high 16 points on just six shot attempts.

The game turned early in the second half as Akron found its shooting stroke and kept pressuring the visitors defensively, stifling a struggling Northern Illinois attack.

Following the back-and-forth first half, the Zips stunned the visitors with a 16-5 run punctuated by a fastbreak 3-pointer from freshman guard Tavari Johnson (LaGrange Park, Ill.) to stretch its lead to 13 (44-31). The blue and gold were never threatened the rest of the way, leading by as many as 25 en route to their eighth win in as many home games this season.

The contest quickly shaped up as a defensive battle, with the two sides combining for 38.4-percent shooting in the opening half. Akron kept itself in the game at the foul line, offsetting a slow shooting start with eight points from the stripe before intermission.

Tribble's hustle and defensive energy helped turn the tide late in the half, as the junior guard drained two free throws, then delivered a steal and a subsequent layup on the other end before a corner 3-pointer by sophomore guard Kobe Mitchell ( and a dunk by Freeman capped an 11-0 run that staked the Zips to a 28-21 lead.

Sophomore guard Zarique Nutter topped Northern Illinois with 11 points and the Huskies also got 10 from junior guard Keshawn Williams in defeat.



### MAC STANDINGS

TEAM	MAC	OVERALL	STREAK
Kent State	4-0	14-3	W8
Ball State	3-1	12-5	W1
<b>Akron</b>	<b>3-1</b>	<b>11-6</b>	<b>W2</b>
Toledo	2-2	11-6	W1
Bowling Green	2-2	8-9	L2
Buffalo	2-2	8-9	L2
Central Michigan	2-2	7-10	W1
Western Michigan	2-2	6-11	W2
Ohio	1-3	9-8	L1
Miami	1-3	7-10	L1
Northern Illinois	1-3	5-12	L1
Eastern Michigan	1-3	4-13	L2

### MAC TEAM STATISTICS

	Rank	Stat/G
Scoring Offense	10th	71.7
Scoring Defense	2nd	63.1
Scoring Margin	3rd	+8.6
Free Throw %	8th	.716
Field Goal %	11th	.424
Opp. FG%	3rd	.413
3-point %	8th	.336
Opp. 3-point FG %	4th	.333
3-pointers Made	2nd	8.5
Total Rebounds	5th	37.6
Opp Rebounds	3rd	33.3
Offensive Rebounds	7th	10.9
Defensive Rebounds	4th	26.7
Rebound Margin	2nd	4.6
Turnover Margin	3rd	1.29
Assist/Turnover Ratio	4th	1.12
Assists	7th	13.12
Blocked Shots	10th	2.47
Steals	7th	6.65

### MAC INDIVIDUAL STATISTICS

	Player	Rank	Stat/G
Scoring	Castaneda	2nd	19.5
	Freeman	12th	15.1
Rebounding	Freeman	1st	10.8
Field Goal %	Freeman	4th	.582
Free Throw %	Castaneda	8th	.819
3-Point %	Castaneda	8th	.397
	Hankerson	12th	.385
	T. Johnson	17th	.364
3-Pointers Made	Castaneda	1st	3.2/48
	Hankerson	17th	2.2/37
Assists	Castaneda	9th	3.3/48
	T. Johnson	16th	2.3/36
Assist/TO Ratio	Castaneda	4th	1.8
Blocks	Freeman	7th	1.0/16
Steals	Castaneda	24th	1.1/16
Minutes	Castaneda	10th	32.5
	Hankerson	12th	32.2
	Freeman	24th	29.9

### USA TODAY COACHES POLL

RK	SCHOOL	REC	PTS	PR
1	HOUSTON	17-1	777	1
2	KANSAS	16-1	768	2
3	PURDUE	16-1	743	3
4	ALABAMA	15-2	699	4
5	UCLA	16-2	645	6
6	GONZAGA	16-3	616	8
7	TEXAS	15-2	574	10
8	XAVIER	15-3	555	11
9	TENNESSEE	14-3	537	5
10	VIRGINIA	13-3	499	12
11	ARIZONA	15-3	410	9
12	IOWA STATE	13-3	379	14
13	TEXAS CHRISTIAN	14-3	372	17
14	CONNECTICUT	15-4	367	7
15	KANSAS STATE	15-2	364	13
16	MIAMI-FLORIDA	14-3	266	15
17	AUBURN	14-3	235	22
18	MARQUETTE	14-5	197	23
19	CLEMSON	15-3	177	NR
20	PROVIDENCE	14-4	172	19
21	CHARLESTON	18-1	153	24
22	BAYLOR	12-5	133	NR
23	ILLINOIS	12-5	97	NR
24	SAINT MARY'S	16-4	88	NR
25	ARKANSAS	12-5	82	16

### ASSOCIATED PRESS (AP) POLL

RK	SCHOOL	REC	PTS	PR
1	HOUSTON (34)	17-1	1,460	1
2	KANSAS (23)	16-1	1,446	2
3	PURDUE (3)	16-1	1,382	3
4	ALABAMA	15-2	1,347	4
5	UCLA	16-2	1,237	7
6	GONZAGA	16-3	1,178	8
7	TEXAS	15-2	1,122	10
8	XAVIER	15-3	1,047	12
9	TENNESSEE	14-3	1,019	5
10	VIRGINIA	13-3	926	13
11	ARIZONA	15-3	838	9
12	IOWA STATE	13-3	795	14
13	KANSAS STATE	15-2	771	11
14	TCU	14-3	753	17
15	UCONN	15-4	668	6
16	AUBURN	14-3	553	21
17	MIAMI (FLA.)	14-3	487	16
18	CHARLESTON	18-1	351	22
19	CLEMSON	15-3	339	NR
20	MARQUETTE	14-5	306	25
21	BAYLOR	12-5	267	NR
22	PROVIDENCE	14-4	262	19
23	RUTGERS	13-5	131	NR
24	FLORIDA ATLANTIC	16-1	126	NR
25	ARKANSAS	12-5	115	15

### MID-MAJOR TOP 25 (JAN. 9)

RK	SCHOOL	REC	PTS	PR
1	GONZAGA (31)	16-3	775	1
2	CHARLESTON	18-1	740	2
3	SAINT MARY'S	16-4	712	3
4	KENT STATE	14-3	684	4
5	DRAKE	14-5	575	8
6	LOUISIANA	14-4	570	10
7	UC SANTA BARBARA	13-3	507	5
8	ORAL ROBERTS	15-4	477	6
9	MARSHALL	15-4	458	17
10	SOUTHERN ILLINOIS	14-5	446	24
11	SOUTHERN MISS	15-4	373	7
12	BYU	14-7	369	22
13	SANTA CLARA	15-5	298	20
14	UNCW	14-5	296	11
15	INDIANA STATE	13-6	295	9
16	UTAH VALLEY	14-5	271	14
17	IONA	12-6	259	12
18	SEATTLE	14-4	249	NR
19	LIBERTY	14-5	234	23
20	STEPHEN F. AUSTIN	13-6	218	18
21	SOUTHERN UTAH	13-6	158	NR
22	SAM HOUSTON	13-5	118	13
23	TOLEDO	11-6	116	16
24	CORNELL	13-4	103	NR
25	UMASS-LOWELL	15-4	102	19

### NCAA MEN'S BASKETBALL NET RANKINGS

RK	SCHOOL	REC	PR
1	HOUSTON	17-1	1
2	TENNESSEE	14-3	2
3	ALABAMA	15-2	3
4	PURDUE	17-1	4
5	KANSAS	16-1	5
6	UCLA	16-2	6
7	UCONN	15-4	7
8	SAINT MARY'S (CA)	15-4	8
9	GONZAGA	15-3	9
10	TEXAS	15-2	11
11	IOWA ST.	13-3	10
12	FLA. ATLANTIC	15-1	13
13	ARIZONA	15-3	12
14	KANSAS ST.	15-2	14
15	VIRGINIA	13-3	15
16	XAVIER	15-3	17
17	RUTGERS	13-5	16
18	MARQUETTE	14-5	18
19	BAYLOR	12-5	19
20	BOISE ST.	13-4	20
21	ILLINOIS	13-5	23
22	TCU	14-3	21
23	OHIO ST.	10-7	22
24	CREIGHTON	10-8	24
25	DUKE	13-5	25
<b>117</b>	<b>AKRON</b>	<b>11-6</b>	<b>118</b>
<b>282</b>	<b>CENTRAL MICHIGAN</b>	<b>4-12</b>	<b>279</b>



## Ken Pomeroy NCAA Rankings

### Scouting Report ?

Data through games of Sunday, January 15

Conference only

Category	Offense	Defense	D-I Avg
Adj. Efficiency	105.0 151	100.4 103	103.7
Adj. Tempo	65.8 281		67.8
Avg. Poss. Length	18.3 274	17.3 126	17.5
Four Factors			
Effective FG%	48.5 252	48.1 101	50.1
Turnover %	17.5 92	18.4 194	18.8
Off. Reb. %	30.8 122	25.0 52	28.8
FTA/FGA	34.1 97	25.1 48	31.4
Miscellaneous Components			
3P%	32.2 257	35.3 260	33.7
2P%	48.7 230	45.9 48	49.9
FT%	74.5 71	72.6 251	71.0
Block%	10.7 293	6.2 305	9.1
Steal%	9.2 157	9.2 187	9.5
Non-Stl TO%	8.4 86	9.2 191	9.4
Style Components			
3PA/FGA	42.6 60	32.1 40	37.6
A/FGM	51.0 177	48.9 126	51.4
Point Distribution (% of total points)			
3-Pointers	33.6 117	29.7 228	31.0
2-Pointers	45.7 310	54.4 68	50.8
Free Throws	20.8 57	15.9 288	18.2
Strength of Schedule			
Components	102.5 270	104.2 192	103.7
Overall	-1.66 244		0.00
Non-conference	+0.65 157		0.00
Personnel			
Bench Minutes	30.0% 213		31.1%
D-1 Experience	2.65 yrs 46		1.90
Minutes Continuity	45.7% 157		41.5%
Average Height	75.0" 360		77.1"
2-Foul Participation	39.0% 46		21.6%

### REGULAR SEASON TOURNAMENTS

Akron is 68-46 all-time and 47-39 in the Division I era (since 1980) in regular season tournaments and 8-11 over the last six years under Groce. Akron posted a 1-2 record at the 2022 Cayman Islands Classic, defeating Western Kentucky and advancing to the semifinals before falling to LSU and finishing fourth overall after falling to Nevada. The Zips registered a 1-2 record in the 2021 Gulf Coast Showcase, 3-1 record in the Global Sports Shootout and 1-1 mark in the DC Holiday Hoops Fest. In 2018-19, the Zips went 2-2 at the Cayman Island Classic, and in Groce's first season, Akron posted an 0-3 mark at the 2018 Diamond Head Classic. Akron has posted multiple wins in 13 of the last 16 in-season tournaments, including three championships. The Zips won two tournaments in 2016-17, the Savannah Invitational (4-0) and Don Haskins Sun Bowl Invitational (2-0). In 2015-16, Akron went 2-0 at the Las Vegas Holiday Hoops Classic to claim the title. In 2014-15, Akron posted a 2-1 record in the Gildan Charleston Classic following the previous tournament runs at the Puerto Rico Tip-Off (2012, 2-1), 2K Sports Classic (2011, 2-2), the Las Vegas Holiday Hoops Classic (2010, 3-1), the Glenn Wilkes Classic (2009, 2-2), the Legends Classic (2008, 2-2), the Top of the World Classic (2007, 2-1) and the San Juan Shootout (2005, 2-1).

### BEST START TO A SEASON

The 2015-16 Akron Zips started the season with a 3-0 winning streak. The three consecutive wins to open the season marks the best start in the Division I era of Akron men's basketball history. In addition, the 13-2 start was the best opening to a season in Akron basketball's Division I era, while the Zips win over the Arkansas Razorbacks marked the fifth consecutive season the Zips posted a win over a Power Five Conference opponent.

### STARTING THE SEASON OFF RIGHT

The Zips are 75-47 (.610) all-time in season openers with a 61-12 (.829) home record and 14-35 (.285) on the road. Since the 2004-05, UA is 13-6 (.667) when opening the season, standing 10-1 (.875) at home, 3-5 (.429) on the road and 4-1 (.800) under head coach John Groce.

Akron owns a 100-21 (.822) home-opening record and 36-4 (.897) at Rhodes Arena. The Zips have been winners in the last 20-of-21 home opening games. Akron is 19-8 in MAC openers, 11-1 at home since joining the league in 1992. Over the last 16 seasons, the Zips are 13-3 in MAC openers and 7-1 at home. Akron has won the last 8-of-9 MAC openers.

Akron is 22-8 in MAC openers since joining the league in 1992. Over the last 16 seasons, the Zips are 13-3 in MAC openers. Akron has won the last 13-of-14 MAC openers, including a 4-1 mark under head coach John Groce. The Zips fell in Groce's initial MAC opener, but have won four straight leading into the 2022-23 opener.

## Ken Pomeroy MAC Rankings

### Scouting Report ?

Data through games of Sunday, January 15

Conference only

Category	Offense	Defense	D-I Avg
Efficiency	113.5 4	92.4 1	103.7
Tempo	69.8 7		67.8
Avg. Poss. Length	17.3 9	17.3 9	17.5
Four Factors			
Effective FG%	51.5 5	44.3 2	50.1
Turnover %	16.1 5	18.6 6	18.8
Off. Reb. %	30.8 6	23.4 2	28.8
FTA/FGA	41.1 7	38.8 8	31.4
Miscellaneous Components			
3P%	31.6 8	27.4 3	33.7
2P%	54.4 3	45.9 3	49.9
FT%	83.2 1	75.3 9	71.0
Block%	10.3 11	7.5 7	9.1
Steal%	7.9 5	7.9 8	9.5
Non-Stl TO%	8.2 4	10.7 3	9.4
Style Components			
3PA/FGA	41.1 2	33.3 2	37.6
A/FGM	48.1 5	37.9 3	51.4
Point Distribution (% of total points)			
3-Pointers	28.4 7	23.3 10	31.0
2-Pointers	46.7 9	51.9 4	50.8
Free Throws	24.9 3	24.8 2	18.2
Strength of Schedule			
Components	102.5 270	104.2 192	103.7
Overall	-1.66 244		0.00
Non-conference	+0.65 157		0.00
Personnel			
Bench Minutes	30.0% 213		31.1%
D-1 Experience	2.65 yrs 46		1.90
Minutes Continuity	45.7% 157		41.5%
Average Height	75.0" 360		77.1"
2-Foul Participation	39.0% 46		21.6%

### WHAT IS A ZIP?

- One of the unique nicknames in collegiate athletics belongs to The University of Akron.

- Originally Zippers, athletic director Kenneth "Red" Cochrane officially shortened the nickname to the Zips in 1950. Twenty-five years earlier a campus-wide contest had been conducted to choose a nickname for the University's athletics teams.


- Suggestions submitted by students, faculty, and alumni included GoldenBlue Devils, Tip Toppers, Rubbernecks, Hillbillies, Kangaroos, and Cheveliers.

- The winner, freshman Margaret Hamlin, received a prize of \$10 for Zippers, a \$6 pair of rubber overshoes and a brand name of the BF Goodrich Company.

- The evolution of Zippy, UA's mascot, began 40 years ago when the student council decided the University needed a mascot.

- "Zippy" the kangaroo was officially declared the school's mascot on May 1, 1953. The first known printed reference to the mascot as "Zippy" was a 1965 Zip football press brochure. The Buchtelite's first use of the name "Zippy" came Sept. 24, 1965, in an identification of a photo of the cheerleaders listing "Mascot - 'Zippy' - Charles Huettner."

- In 2007, Zippy was named the Capital One National Mascot of the Year.



0

**AMANI LYLES**  
Freshman • F  
Columbus, Ohio



1

**GARVIN CLARKE**  
Sophomore • G  
Nassau, Bahamas




2

**GREG TRIBBLE**  
Junior • G  
Cincinnati, Ohio



3

**KOBE MITCHELL**  
Freshman • G  
Cadiz, Ohio



4

**TRENDON HANKERSON**  
Graduate • G  
Novi, Mich.



5

**TAVARI JOHNSON**  
Freshman • G  
LaGrange Park, Ill.



10

**RYAN PRATHER JR.**  
Freshman • G  
Clarksburg, Md.



11

**SAMMY HUNTER**  
Junior • C  
Senegal, Africa




12

**PAT MAYFIELD**  
Freshman • G  
Elgin, Ill.



13

**XAVIER CASTANEDA**  
Senior • G  
Chicago, Ill.



20

**EVAN WILSON**  
Sophomore • G  
Noblesville, Ind.



22

**MIKAL DAWSON**  
Junior • G  
Huntington, W.Va.



23

**PRINCE MOSENGO**  
Freshman • F  
DR Congo, Africa



25

**ENRIQUE FREEMAN**  
Junior • F  
Cleveland, Ohio



34

**NATE JOHNSON**  
Freshman • G  
Liberty Township, Ohio



**JOHN GROCE**  
Head Coach



**DUSTIN FORD**  
Associate Head Coach



**ROB FULFORD**  
Assistant Coach



**ROBBY PRIDDEN**  
Assistant Coach



**JON EKEY**  
Director of Basketball Operations





## NUMERICAL ROSTER

No.	Name	Pos.	Ht.	Wt.	Yr.	Hometown (High School   Previous School)
0	Amani Lyles	F	6-7	226	Fr.	Columbus, Ohio   Beechcroft
1	Garvin Clarke	G	6-0	184	So.	Nassau, Bahamas   Euclid   Cleveland Heights
2	Greg Tribble	G	6-1	195	Jr.	Cincinnati, Ohio   Winton Woods   Huntington Prep
3	Kobe Mitchell	G	6-2	190	Fr.	Cadiz, OH   Harrison Central
4	Trendon Hankerson	G	6-2	185	Gr.	Novi, Mich   Novi   Northern Illinois
5	Tavari Johnson	G	5-11	155	Fr.	LaGrange Park, Ill.   Lyons
10	Ryan Prather Jr.	G	6-5	205	Fr.	Clarksburg, Md.   Clarksburg
11	Sammy Hunter	F	6-9	225	Jr.	Nassau, Bahamas   British Columbia Christian Prep   Ole Miss
12	Pat Mayfield	G	6-5	185	Fr.	Elgin, Ill.   Burlington Central
13	Xavier Castaneda	G	6-1	188	Sr.	Chicago, Ill.   Whitney Young   South Florida
20	Evan Wilson	G	6-2	200	So.	Noblesville, Ind.   Noblesville
22	Mikal Dawson	W	6-5	222	Jr.	Huntington, W.Va.   Huntington Prep
23	Prince Mosengo	F	6-8	205	Fr.	DR Congo, Africa   Victory Rock Prep   Keystone Academy
25	Enrique Freeman	F	6-7	206	Jr.	Cleveland, Ohio   St. Martin De Porres High School
34	Nate Johnson	G	6-3	204	Fr.	Liberty Township, Ohio   Lakota East

G - Guard, W - Wing, F - Frontcourt

## ALPHABETICAL ROSTER

No.	Name	Pos.	Ht.	Wt.	Yr.	Hometown (High School   Previous School)
13	Xavier Castaneda	G	6-1	188	Sr.	Chicago, Ill.   Whitney Young   South Florida
1	Garvin Clarke	G	6-0	184	So.	Nassau, Bahamas   Euclid   Cleveland Heights
22	Mikal Dawson	W	6-5	222	Jr.	Huntington, W.Va.   Huntington Prep
25	Enrique Freeman	F	6-7	206	Jr.	Cleveland, Ohio   St. Martin De Porres High School
4	Trendon Hankerson	G	6-2	185	Gr.	Novi, Mich   Novi   Northern Illinois
11	Sammy Hunter	F	6-9	225	Jr.	Nassau, Bahamas   British Columbia Christian Prep   Ole Miss
5	Tavari Johnson	G	5-11	155	Fr.	LaGrange Park, Ill.   Lyons
34	Nate Johnson	G	6-3	204	Fr.	Liberty Township, Ohio   Lakota East
0	Amani Lyles	F	6-7	226	Fr.	Columbus, Ohio   Beechcroft
12	Pat Mayfield	G	6-5	185	Fr.	Elgin, Ill.   Burlington Central
3	Kobe Mitchell	G	6-2	190	Fr.	Cadiz, OH   Harrison Central
23	Prince Mosengo	F	6-8	205	Fr.	DR Congo, Africa   Victory Rock Prep   Keystone Academy
10	Ryan Prather Jr.	G	6-5	205	Fr.	Clarksburg, Md.   Clarksburg
2	Greg Tribble	G	6-1	195	Jr.	Cincinnati, Ohio   Winton Woods   Huntington Prep
20	Evan Wilson	G	6-2	200	So.	Noblesville, Ind.   Noblesville

G - Guard, W - Wing, F - Frontcourt

Head Coach: **John Groce** (Taylor 1994) - 15th season - 6th season at Akron

Associate Head Coach: Dustin Ford (Ohio 2001), Assistant Coaches: Rob Fulford (Marshall 1997), Robby Pridgen (Roanoke 2003)

Director of Basketball Operations: Jon Ekey (Illinois State 2013), Assistant Operations: Blaine Calhoun (Cincinnati 2019)


Graduate Assistants: Devan Morrow (Ohio State 2020), Peter Farkas (SUNY Brockport 2022),

## PRONUNCIATION GUIDE

- 13 Xavier Castaneda (**Cast-a-Nay-duh**)
- 22 Mikal (**Michael**) Dawson



# O · AMANI LYLES · FR · F · COLUMBUS, OHIO



## SEASON STATS

Opponent	Date	GS	MIN	Total		3-Pointers		Free throws		Rebounds				PF	A	TO	BLK	STL	PTS	AVG
				FG-FGA	PCT	3FG-3FGA	PCT	FT-FTA	PCT	OFF	DEF	TOT	AVG							
South Dakota St.	11/07/2022		03:54	0-1	.000	0-0	.000	0-0	.000	0	0	0	0.0	2	0	0	1	0	0	0.0
vs Mississippi St.	11/11/2022		04:10	0-0	.000	0-0	.000	0-0	.000	0	0	0	0.0	0	0	1	0	0	0	0.0
Morgan St.	11/15/2022		04:26	1-2	.500	0-0	.000	0-1	.000	3	0	3	1.0	0	0	0	0	0	2	0.7
vs Western Ky.	11/21/2022		02:08	0-0	.000	0-0	.000	0-0	.000	0	0	0	0.8	1	0	0	0	0	0	0.5
vs LSU	11/22/2022		02:34	1-2	.500	0-0	.000	0-0	.000	0	0	0	0.6	0	0	0	0	0	2	0.8
vs Nevada	11/23/2022		00:40	0-0	.000	0-0	.000	0-0	.000	0	0	0	0.5	0	0	0	0	0	0	0.7
at Marshall	11/30/2022		02:00	0-1	.000	0-0	.000	0-0	.000	0	1	1	0.6	1	0	0	0	1	0	0.6
Muskingum	12/04/2022		13:27	1-2	.500	0-0	.000	3-8	.375	6	3	9	1.6	1	1	1	1	0	5	1.1
Wright St.	12/14/2022		02:24	0-0	.000	0-0	.000	0-0	.000	1	0	1	1.6	2	0	1	0	0	0	1.0
Maine	12/19/2022		08:57	3-5	.600	0-0	.000	3-3	1.000	2	0	2	1.6	2	0	1	1	2	9	1.8
at Bradley	12/22/2022		09:54	1-2	.500	0-0	.000	0-0	.000	0	1	1	1.5	3	1	1	1	1	2	1.8
Concord	12/30/2022		06:36	0-0	.000	0-0	.000	0-0	.000	0	0	0	1.4	1	0	1	0	0	0	1.7
NIU	01/03/2023		07:39	1-1	1.000	0-0	.000	1-1	1.000	0	1	1	1.4	3	0	1	0	1	3	1.8
at Ball St.	01/06/2023		05:06	0-1	.000	0-0	.000	2-2	1.000	0	0	0	1.3	4	0	1	1	2	2	1.8
at Bowling Green	01/10/2023		01:21	0-1	.000	0-0	.000	0-0	.000	1	0	1	1.3	0	0	0	0	0	0	1.7
Eastern Mich.	01/13/2023		08:42	4-8	.500	0-1	.000	2-2	1.000	1	0	1	1.3	5	1	0	0	0	10	2.2
<b>Totals</b>		<b>0</b>	<b>83:57</b>	<b>12-26</b>	<b>.462</b>	<b>0-1</b>	<b>.000</b>	<b>11-17</b>	<b>.647</b>	<b>14</b>	<b>6</b>	<b>20</b>	<b>1.3</b>	<b>25</b>	<b>3</b>	<b>8</b>	<b>5</b>	<b>7</b>	<b>35</b>	<b>2.2</b>

### Player Averages

Games Played	Minutes/game	Points/game	FG Pct	3FG Pct	FT Pct	Rebounds/game	Assists/game	Turnovers/game	Assist/Turnover ratio	Steals/game	Blocks/game
16	5.2	2.2	46.2	0.0	64.7	1.3	0.2	0.5	0.4	0.4	0.3

## CAREER STATS

SEASON	TEAM	GP-GS	MIN/AVG	Field Goals		3-Point		F-Throws		Rebounds				Scoring						
				FG-FGA	FG%	3FG-3FGA	3FG%	FT-FTA	FT%	OFF	DEF	TOT	AVG	PF-FO	A	TO	BLK	STL	PTS	AVG
2022-23	UA	16-0	84/5.2	12-26	.462	0-1	.000	11-17	.647	14	6	20	1.3	25-1	3	8	5	7	35	2.2
<b>TOTAL</b>		<b>16-0</b>	<b>84/5.2</b>	<b>12-26</b>	<b>.462</b>	<b>0-1</b>	<b>.000</b>	<b>11-17</b>	<b>.647</b>	<b>14</b>	<b>6</b>	<b>20</b>	<b>1.3</b>	<b>25-1</b>	<b>3</b>	<b>8</b>	<b>5</b>	<b>7</b>	<b>35</b>	<b>2.2</b>

### Single Game Highs

Statistic	Value	
Points	10	vs Eastern Mich. 01/13/23
Rebounds	9	vs Muskingum 12/04/22
Assists	1	vs Muskingum 12/04/22, at Bradley 12/22/22, vs Eastern Mich. 01/13/23
Steals	2	vs Maine 12/19/22, at Ball St. 01/06/23
Blocks	1	5 times
FG Made	4	vs Eastern Mich. 01/13/23
FG Attempts	8	vs Eastern Mich. 01/13/23
3FG Attempts	1	vs Eastern Mich. 01/13/23
FT Made	3	vs Muskingum 12/04/22, vs Maine 12/19/22
FT Attempts	8	vs Muskingum 12/04/22



# 1 • GARVIN CLARKE • SO • G • NASSAU, BAHAMAS



## SEASON STATS

Opponent	Date	GS	MIN	Total		3-Pointers		Free throws		Rebounds				PF	A	TO	BLK	STL	PTS	AVG
				FG-FGA	PCT	3FG-3FGA	PCT	FT-FTA	PCT	OFF	DEF	TOT	AVG							
South Dakota St.	11/07/2022		22:21	0-5	.000	0-3	.000	0-0	.000	1	3	4	4.0	2	0	1	1	0	0	0.0
vs Mississippi St.	11/11/2022		22:35	2-5	.400	1-4	.250	3-5	.600	2	1	3	3.5	2	4	2	0	1	8	4.0
Morgan St.	11/15/2022		23:56	1-4	.250	0-2	.000	0-0	.000	2	2	4	3.7	1	0	1	1	0	2	3.3
vs Western Ky.	11/21/2022		14:32	1-3	.333	1-3	.333	1-2	.500	1	1	2	3.3	2	0	2	0	0	4	3.5
vs LSU	11/22/2022		17:04	1-6	.167	0-3	.000	0-0	.000	1	0	1	2.8	1	1	1	0	0	2	3.2
vs Nevada	11/23/2022		07:58	0-1	.000	0-0	.000	0-0	.000	0	2	2	2.7	0	0	0	0	0	0	2.7
at Marshall	11/30/2022		11:23	1-3	.333	0-1	.000	0-0	.000	2	0	2	2.6	1	0	0	0	0	2	2.6
Muskingum	12/04/2022		18:15	1-3	.333	0-1	.000	0-0	.000	0	2	2	2.5	3	3	3	0	3	2	2.5
Eastern Mich.	01/13/2023		08:15	0-0	.000	0-0	.000	0-0	.000	0	1	1	2.3	0	0	1	0	0	0	2.2
<b>Totals</b>		<b>0</b>	<b>146:18</b>	<b>7-30</b>	<b>.233</b>	<b>2-17</b>	<b>.118</b>	<b>4-7</b>	<b>.571</b>	<b>9</b>	<b>12</b>	<b>21</b>	<b>2.3</b>	<b>12</b>	<b>8</b>	<b>11</b>	<b>2</b>	<b>4</b>	<b>20</b>	<b>2.2</b>

## Player Averages

Games Played	Minutes/game	Points/game	FG Pct	3FG Pct	FT Pct	Rebounds/game	Assists/game	Turnovers/game	Assist/Turnover ratio	Steals/game	Blocks/game
9	16.3	2.2	23.3	11.8	57.1	2.3	0.9	1.2	0.7	0.4	0.2

## CAREER STATS


SEASON	TEAM	GP-GS	MIN/AVG	Field Goals		3-Point		F-Throws		Rebounds				Scoring						
				FG-FGA	FG%	3FG-3FGA	3FG%	FT-FTA	FT%	OFF	DEF	TOT	AVG	PF-FO	A	TO	BLK	STL	PTS	AVG
2020-21	UA	22-0	140/6.4	16-56	.286	4-17	.235	16-22	.727	5	13	18	0.8	11-0	12	4	1	6	52	2.4
2021-22	UA	34-1	489/14.4	35-100	.350	21-62	.339	22-33	.667	19	65	84	2.5	41-0	36	34	1	18	113	3.3
2022-23	UA	9-0	146/16.3	7-30	.233	2-17	.118	4-7	.571	9	12	21	2.3	12-0	8	11	2	4	20	2.2
<b>TOTAL</b>		<b>65-1</b>	<b>776/11.9</b>	<b>58-186</b>	<b>.312</b>	<b>27-96</b>	<b>.281</b>	<b>42-62</b>	<b>.677</b>	<b>33</b>	<b>90</b>	<b>123</b>	<b>1.9</b>	<b>64-0</b>	<b>56</b>	<b>49</b>	<b>4</b>	<b>28</b>	<b>185</b>	<b>2.8</b>

## Single Game Highs

Statistic	Value
Points	12 vs Wheeling 11/18/21
Rebounds	8 at Wright St. 12/15/21
Assists	4 vs Ball St. 01/11/22, vs Mississippi St. 11/11/22
Steals	3 vs Wheeling 11/18/21, vs Muskingum 12/04/22
Blocks	1 4 times
FG Made	5 vs Wheeling 11/18/21
FG Attempts	9 vs Point Park 11/13/21
3FG Made	3 vs Kent St. 03/12/22
3FG Attempts	5 vs Kent St. 03/12/22
FT Made	4 at Buffalo 03/02/21
FT Attempts	5 vs Mississippi St. 11/11/22



# 2 • GREG TRIBBLE • JR • G • CINCINNATI, OHIO



## SEASON STATS

Opponent	Date	GS	MIN	Total		3-Pointers		Free throws		Rebounds				PF	A	TO	BLK	STL	PTS	AVG	
				FG-FGA	PCT	3FG-3FGA	PCT	FT-FTA	PCT	OFF	DEF	TOT	AVG								
South Dakota St.	11/07/2022	*	33:47	2-11	.182	0-2	.000	1-2	.500	1	4	5	5.0	4	1	1	1	1	5	5.0	
vs Mississippi St.	11/11/2022	*	32:16	2-7	.286	0-2	.000	1-2	.500	0	2	2	3.5	3	3	0	0	0	5	5.0	
Morgan St.	11/15/2022	*	28:58	2-7	.286	0-1	.000	1-2	.500	1	0	1	2.7	2	4	2	1	1	5	5.0	
vs Western Ky.	11/21/2022	*	25:04	4-9	.444	1-2	.500	0-0	.000	3	8	11	4.8	3	2	1	0	1	9	6.0	
vs LSU	11/22/2022	*	29:44	0-3	.000	0-0	.000	3-4	.750	1	3	4	4.6	5	0	3	0	0	3	5.4	
vs Nevada	11/23/2022	*	26:33	3-4	.750	0-1	.000	1-1	1.000	1	1	2	4.2	3	1	4	0	1	7	5.7	
at Marshall	11/30/2022	*	19:24	2-4	.500	0-0	.000	1-2	.500	1	1	2	3.9	3	0	0	0	0	5	5.6	
Muskingum	12/04/2022	*	16:48	1-3	.333	0-0	.000	0-2	.000	0	0	0	3.4	2	3	1	0	2	2	5.1	
Jackson St.	12/11/2022	*	28:19	6-10	.600	0-1	.000	0-0	.000	1	3	4	3.4	2	5	1	0	2	12	5.9	
Wright St.	12/14/2022	*	29:37	3-7	.429	0-0	.000	0-0	.000	2	1	3	3.4	1	0	0	0	1	6	5.9	
Maine	12/19/2022	*	23:50	2-4	.500	0-0	.000	2-2	1.000	0	1	1	3.2	2	2	2	0	2	6	5.9	
at Bradley	12/22/2022	*	26:07	1-4	.250	0-0	.000	0-0	.000	0	3	3	3.2	2	1	1	0	0	2	5.6	
Concord	12/30/2022	*	29:39	1-5	.200	0-0	.000	5-7	.714	1	1	2	3.1	0	3	0	0	0	7	5.7	
NIU	01/03/2023	*	30:22	5-6	.833	0-0	.000	6-6	1.000	1	1	2	3.0	4	2	2	0	3	16	6.4	
at Ball St.	01/06/2023	*	29:43	3-10	.300	0-0	.000	8-10	.800	1	1	2	2.9	4	0	0	0	0	14	6.9	
at Bowling Green	01/10/2023	*	30:31	2-8	.250	0-1	.000	0-0	.000	1	2	3	2.9	1	3	1	0	2	4	6.8	
Eastern Mich.	01/13/2023	*	27:55	4-4	1.000	0-0	.000	2-4	.500	0	5	5	3.1	0	1	1	0	0	10	6.9	
<b>Totals</b>			<b>17</b>	<b>468:37</b>	<b>43-106</b>	<b>.406</b>	<b>1-10</b>	<b>.100</b>	<b>31-44</b>	<b>.705</b>	<b>15</b>	<b>37</b>	<b>52</b>	<b>3.1</b>	<b>41</b>	<b>31</b>	<b>20</b>	<b>2</b>	<b>16</b>	<b>118</b>	<b>6.9</b>

### Player Averages

Games Played	Minutes/ game	Points/ game	FG Pct	3FG Pct	FT Pct	Rebounds/ game	Assists/ game	Turnovers/ game	Assist/Turnover ratio	Steals/ game	Blocks/ game
17	27.6	6.9	40.6	10.0	70.5	3.1	1.8	1.2	1.6	0.9	0.1

## CAREER STATS

SEASON	TEAM	GP-GS	MIN/AVG	FG-FGA	FG%	3FG-3FGA	3FG%	FT-FTA	FT%	OFF	DEF	TOT	AVG	PF-FO	A	TO	BLK	STL	PTS	AVG
2019-20	UA	31-0	507/16.4	34-74	.459	3-11	.273	23-47	.489	7	47	54	1.7	58-0	34	33	3	8	94	3.0
2020-21	UA	21-6	388/18.5	32-78	.410	1-16	.063	24-38	.632	14	26	40	1.9	32-2	26	22	2	9	89	4.2
2021-22	UA	33-26	850/25.7	79-177	.446	6-27	.222	75-107	.701	13	78	91	2.8	72-1	71	42	6	36	239	7.2
2022-23	UA	17-17	469/27.6	43-106	.406	1-10	.100	31-44	.705	15	37	52	3.1	41-1	31	20	2	16	118	6.9
<b>TOTAL</b>		<b>102-49</b>	<b>2213/21.7</b>	<b>188-435</b>	<b>.432</b>	<b>11-64</b>	<b>.172</b>	<b>153-236</b>	<b>.648</b>	<b>49</b>	<b>188</b>	<b>237</b>	<b>2.3</b>	<b>203-4</b>	<b>162</b>	<b>117</b>	<b>13</b>	<b>69</b>	<b>540</b>	<b>5.3</b>

### Single Game Highs

Statistic	Value	
Points	19	vs Southern U. 12/04/21
Rebounds	11	vs Western Ky. 11/21/22
Assists	5	vs Kent St. 03/12/22, vs Jackson St. 12/11/22
Steals	4	vs Wheeling 11/18/21
Blocks	1	13 times
FG Made	6	at Ohio 02/25/22, vs Jackson St. 12/11/22
FG Attempts	11	vs South Dakota St. 11/07/22
3FG Made	1	11 times
3FG Attempts	4	vs Ball St. 01/30/21
FT Made	11	vs Southern U. 12/04/21
FT Attempts	13	vs Southern U. 12/04/21



# 3 • KOBE MITCHELL • SO • G • CADIZ, OHIO



## SEASON STATS

Opponent	Date	GS	MIN	Total		3-Pointers		Free throws		Rebounds				PF	A	TO	BLK	STL	PTS	AVG
				FG-FGA	PCT	3FG-3FGA	PCT	FT-FTA	PCT	OFF	DEF	TOT	AVG							
vs Mississippi St.	11/11/2022		01:57	1-1	1.000	0-0	.000	0-0	.000	0	0	0	0.0	0	0	0	0	1	2	2.0
vs Nevada	11/23/2022		03:49	0-1	.000	0-1	.000	0-0	.000	0	0	0	0.0	0	0	0	0	1	0	1.0
at Marshall	11/30/2022		06:08	0-0	.000	0-0	.000	0-0	.000	0	1	1	0.3	1	0	1	0	0	0	0.7
Muskingum	12/04/2022		18:15	2-3	.667	2-3	.667	0-0	.000	1	1	2	0.8	1	1	2	1	3	6	2.0
Jackson St.	12/11/2022		17:59	2-5	.400	2-5	.400	0-0	.000	0	2	2	1.0	1	0	0	0	1	6	2.8
Wright St.	12/14/2022		18:05	0-4	.000	0-4	.000	0-0	.000	0	0	0	0.8	1	0	0	0	0	0	2.3
Maine	12/19/2022		16:48	2-4	.500	1-3	.333	0-0	.000	1	2	3	1.1	3	0	1	0	0	5	2.7
at Bradley	12/22/2022		08:58	0-0	.000	0-0	.000	2-2	1.000	0	0	0	1.0	3	0	0	0	0	2	2.6
Concord	12/30/2022		14:15	0-2	.000	0-2	.000	0-0	.000	0	1	1	1.0	1	1	0	0	0	0	2.3
NIU	01/03/2023		19:47	1-2	.500	1-2	.500	2-2	1.000	0	2	2	1.1	2	3	0	0	0	5	2.6
at Ball St.	01/06/2023		27:02	0-2	.000	0-2	.000	0-0	.000	0	0	0	1.0	0	0	1	0	1	0	2.4
at Bowling Green	01/10/2023		09:58	1-3	.333	1-3	.333	0-0	.000	0	1	1	1.0	0	0	0	0	0	3	2.4
Eastern Mich.	01/13/2023		11:09	0-4	.000	0-3	.000	0-0	.000	0	1	1	1.0	1	0	0	0	0	0	2.2
<b>Totals</b>		<b>0</b>	<b>174:11</b>	<b>9-31</b>	<b>.290</b>	<b>7-28</b>	<b>.250</b>	<b>4-4</b>	<b>1.000</b>	<b>2</b>	<b>11</b>	<b>13</b>	<b>1.0</b>	<b>14</b>	<b>5</b>	<b>5</b>	<b>1</b>	<b>7</b>	<b>29</b>	<b>2.2</b>

### Player Averages

Games Played	Minutes/game	Points/game	FG Pct	3FG Pct	FT Pct	Rebounds/game	Assists/game	Turnovers/game	Assist/Turnover ratio	Steals/game	Blocks/game
13	13.4	2.2	29.0	25.0	100.0	1.0	0.4	0.4	1.0	0.5	0.1

## CAREER STATS

### MITCHELL, Kobe


				Field Goals		3-Point		F-Throws		Rebounds				Scoring						
SEASON	TEAM	GP-GS	MIN/AVG	FG-FGA	FG%	3FG-3FGA	3FG%	FT-FTA	FT%	OFF	DEF	TOT	AVG	PF-FO	A	TO	BLK	STL	PTS	AVG
2022-23	UA	13-0	174/13.4	9-31	.290	7-28	.250	4-4	1.000	2	11	13	1.0	14-0	5	5	1	7	29	2.2
<b>TOTAL</b>		<b>13-0</b>	<b>174/13.4</b>	<b>9-31</b>	<b>.290</b>	<b>7-28</b>	<b>.250</b>	<b>4-4</b>	<b>1.000</b>	<b>2</b>	<b>11</b>	<b>13</b>	<b>1.0</b>	<b>14-0</b>	<b>5</b>	<b>5</b>	<b>1</b>	<b>7</b>	<b>29</b>	<b>2.2</b>

### Single Game Highs

Statistic	Value	
Points	6	vs Muskingum 12/04/22, vs Jackson St. 12/11/22
Rebounds	3	vs Maine 12/19/22
Assists	3	vs NIU 01/03/23
Steals	3	vs Muskingum 12/04/22
Blocks	1	vs Muskingum 12/04/22
FG Made	2	vs Muskingum 12/04/22, vs Jackson St. 12/11/22, vs Maine 12/19/22
FG Attempts	5	vs Jackson St. 12/11/22
3FG Made	2	vs Muskingum 12/04/22, vs Jackson St. 12/11/22
3FG Attempts	5	vs Jackson St. 12/11/22



# 4 • TRENDON HANKERSON • GR • G • NOVI, MICH.



## SEASON STATS

Opponent	Date	GS	MIN	Total		3-Pointers		Free throws		Rebounds				PF	A	TO	BLK	STL	PTS	AVG
				FG-FGA	PCT	3FG-3FGA	PCT	FT-FTA	PCT	OFF	DEF	TOT	AVG							
South Dakota St.	11/07/2022	*	42:04	4-9	.444	2-6	.333	1-1	1.000	0	1	1	1.0	2	1	1	0	1	11	11.0
vs Mississippi St.	11/11/2022	*	27:16	1-7	.143	1-4	.250	2-2	1.000	1	3	4	2.5	3	0	2	1	1	5	8.0
Morgan St.	11/15/2022	*	32:09	2-12	.167	2-9	.222	0-2	.000	0	6	6	3.7	2	2	1	2	2	6	7.3
vs Western Ky.	11/21/2022	*	35:36	3-5	.600	2-4	.500	1-2	.500	0	4	4	3.8	0	1	2	0	1	9	7.8
vs LSU	11/22/2022	*	22:11	0-2	.000	0-1	.000	2-2	1.000	1	1	2	3.4	4	1	1	0	0	2	6.6
vs Nevada	11/23/2022	*	37:04	3-7	.429	2-5	.400	0-0	.000	0	7	7	4.0	3	0	2	0	0	8	6.8
at Marshall	11/30/2022	*	33:57	5-11	.455	1-6	.167	0-0	.000	1	3	4	4.0	0	2	3	0	2	11	7.4
Muskingum	12/04/2022	*	23:01	4-7	.571	2-5	.400	0-0	.000	0	4	4	4.0	1	2	0	0	1	10	7.8
Jackson St.	12/11/2022	*	38:05	5-9	.556	5-7	.714	2-2	1.000	0	1	1	3.7	1	2	1	1	0	17	8.8
Wright St.	12/14/2022	*	34:53	2-9	.222	1-7	.143	1-2	.500	0	5	5	3.8	3	4	0	0	2	6	8.5
Maine	12/19/2022	*	26:12	3-5	.600	2-3	.667	4-5	.800	1	3	4	3.8	1	2	1	0	1	12	8.8
at Bradley	12/22/2022	*	31:08	3-5	.600	3-3	1.000	0-0	.000	1	8	9	4.3	3	1	2	0	0	9	8.8
Concord	12/30/2022	*	31:41	6-12	.500	6-10	.600	0-0	.000	1	7	8	4.5	1	6	1	0	1	18	9.5
NIU	01/03/2023	*	35:24	1-8	.125	1-7	.143	0-0	.000	1	5	6	4.6	2	4	1	2	0	3	9.1
at Ball St.	01/06/2023	*	36:36	1-7	.143	1-4	.250	5-6	.833	0	5	5	4.7	2	1	3	0	0	8	9.0
at Bowling Green	01/10/2023	*	32:49	2-8	.250	2-7	.286	0-0	.000	0	2	2	4.5	2	3	2	1	2	6	8.8
Eastern Mich.	01/13/2023	*	28:47	5-9	.556	4-8	.500	0-0	.000	0	4	4	4.5	2	2	0	0	0	14	9.1
<b>Totals</b>		<b>17</b>	<b>548:53</b>	<b>50-132</b>	<b>.379</b>	<b>37-96</b>	<b>.385</b>	<b>18-24</b>	<b>.750</b>	<b>7</b>	<b>69</b>	<b>76</b>	<b>4.5</b>	<b>32</b>	<b>34</b>	<b>23</b>	<b>7</b>	<b>14</b>	<b>155</b>	<b>9.1</b>

### Player Averages

Games Played	Minutes/game	Points/game	FG Pct	3FG Pct	FT Pct	Rebounds/game	Assists/game	Turnovers/game	Assist/Turnover ratio	Steals/game	Blocks/game
17	32.3	9.1	37.9	38.5	75.0	4.5	2.0	1.4	1.5	0.8	0.4

## CAREER STATS

SEASON	TEAM	GP-GS	MIN/AVG	Field Goals		3-Point		F-Throws		Rebounds				Scoring						
				FG-FGA	FG%	3FG-3FGA	3FG%	FT-FTA	FT%	OFF	DEF	TOT	AVG	PF-FO	A	TO	BLK	STL	PTS	AVG
2018-19	NIU	21-2	395/18.8	17-54	.315	8-32	.250	3-4	.750	5	42	47	2.2	55-2	19	22	9	12	45	2.1
2019-20	NIU	31-31	978/31.5	84-180	.467	41-89	.461	25-30	.833	12	80	92	3.0	66-0	61	46	10	29	234	7.5
2020-21	NIU	19-19	646/34.0	99-250	.396	48-130	.369	18-26	.692	9	74	83	4.4	54-2	41	53	7	22	264	13.9
2021-22	NIU	30-30	1011/33.7	118-315	.375	62-177	.350	45-60	.750	9	103	112	3.7	80-3	68	55	11	54	343	11.4
2022-23	UA	17-17	549/32.3	50-132	.379	37-96	.385	18-24	.750	7	69	76	4.5	32-0	34	23	7	14	155	9.1
<b>TOTAL FOR UA</b>	<b>17-17</b>	<b>549/32.3</b>	<b>50-132</b>	<b>.379</b>	<b>37-96</b>	<b>.385</b>	<b>18-24</b>	<b>.750</b>	<b>7</b>	<b>69</b>	<b>76</b>	<b>4.5</b>	<b>32-0</b>	<b>34</b>	<b>23</b>	<b>7</b>	<b>14</b>	<b>155</b>	<b>9.1</b>	
<b>TOTAL</b>	<b>118-99</b>	<b>3579/30.3</b>	<b>368-931</b>	<b>.395</b>	<b>196-524</b>	<b>.374</b>	<b>109-144</b>	<b>.757</b>	<b>42</b>	<b>368</b>	<b>410</b>	<b>3.5</b>	<b>287-7</b>	<b>223</b>	<b>199</b>	<b>44</b>	<b>131</b>	<b>1041</b>	<b>8.8</b>	

### Single Game Highs

Statistic	Value	
Points	28	at Washington 11/09/21
Rebounds	9	at Bradley 12/22/22
Assists	6	vs Eastern Mich. 01/11/20, vs Concord 12/30/22
Steals	4	4 times
Blocks	3	at Marquette 11/27/21
FG Made	9	at Central Mich. 03/05/21, at Washington 11/09/21
FG Attempts	20	vs Ball St. 12/08/20, at Toledo 12/22/20
3FG Made	6	at Washington 11/09/21, vs Concord 12/30/22
3FG Attempts	11	vs Ball St. 12/08/20, at Washington 11/09/21, at Bowling Green 02/05/22
FT Made	7	vs Ball St. 01/27/22
FT Attempts	8	vs Ball St. 01/27/22



# 5 • TAVARI JOHNSON • FR • G • LAGRANGE PARK, ILL.



## SEASON STATS

Opponent	Date	GS	MIN	Total		3-Pointers		Free throws		Rebounds				PF	A	TO	BLK	STL	PTS	AVG
				FG-FGA	PCT	3FG-3FGA	PCT	FT-FTA	PCT	OFF	DEF	TOT	AVG							
vs Mississippi St.	11/11/2022		05:43	0-0	.000	0-0	.000	0-0	.000	0	0	0	0.0	0	0	0	0	0	0	0.0
Morgan St.	11/15/2022		03:29	1-1	1.000	0-0	.000	0-0	.000	0	0	0	0.0	0	0	0	0	0	2	1.0
vs Western Ky.	11/21/2022		02:56	0-0	.000	0-0	.000	0-0	.000	0	1	1	0.3	1	0	2	0	0	0	0.7
vs LSU	11/22/2022		10:52	1-3	.333	1-1	1.000	2-2	1.000	0	0	0	0.3	3	0	2	0	2	5	1.8
vs Nevada	11/23/2022		26:26	9-10	.900	3-3	1.000	0-0	.000	0	3	3	0.8	3	4	3	0	2	21	5.6
at Marshall	11/30/2022		27:19	7-13	.538	2-5	.400	0-0	.000	2	2	4	1.3	1	4	1	0	1	16	7.3
Muskingum	12/04/2022	*	21:09	3-7	.429	3-6	.500	0-0	.000	0	5	5	1.9	0	6	0	0	1	9	7.6
Jackson St.	12/11/2022	*	24:09	2-5	.400	2-5	.400	0-0	.000	0	1	1	1.8	4	2	5	0	1	6	7.4
Wright St.	12/14/2022	*	27:33	6-14	.429	0-3	.000	2-4	.500	1	1	2	1.8	2	1	1	1	4	14	8.1
Maine	12/19/2022	*	28:51	2-6	.333	1-3	.333	0-0	.000	1	6	7	2.3	0	3	4	0	1	5	7.8
at Bradley	12/22/2022	*	26:46	1-7	.143	0-3	.000	0-0	.000	1	4	5	2.5	0	1	2	1	1	2	7.3
Concord	12/30/2022	*	20:48	2-6	.333	1-3	.333	1-2	.500	0	2	2	2.5	2	5	4	0	1	6	7.2
NIU	01/03/2023	*	28:07	3-9	.333	1-3	.333	1-2	.500	1	0	1	2.4	4	0	4	1	0	8	7.2
at Ball St.	01/06/2023	*	30:49	3-11	.273	1-4	.250	0-0	.000	0	6	6	2.6	2	0	6	0	1	7	7.2
at Bowling Green	01/10/2023	*	15:06	1-5	.200	1-4	.250	0-0	.000	0	1	1	2.5	1	1	0	0	0	3	6.9
Eastern Mich.	01/13/2023		18:36	3-4	.750	0-1	.000	0-0	.000	0	3	3	2.6	4	9	1	0	0	6	6.9
<b>Totals</b>		<b>9</b>	<b>318:40</b>	<b>44-101</b>	<b>.436</b>	<b>16-44</b>	<b>.364</b>	<b>6-10</b>	<b>.600</b>	<b>6</b>	<b>35</b>	<b>41</b>	<b>2.6</b>	<b>27</b>	<b>36</b>	<b>35</b>	<b>3</b>	<b>15</b>	<b>110</b>	<b>6.9</b>

### Player Averages

Games Played	Minutes/game	Points/game	FG Pct	3FG Pct	FT Pct	Rebounds/game	Assists/game	Turnovers/game	Assist/Turnover ratio	Steals/game	Blocks/game
16	19.9	6.9	43.6	36.4	60.0	2.6	2.3	2.2	1.0	0.9	0.2

## CAREER STATS

SEASON	TEAM	GP-GS	MIN/AVG	Field Goals		3-Point		F-Throws		Rebounds				Scoring						
				FG-FGA	FG%	3FG-3FGA	3FG%	FT-FTA	FT%	OFF	DEF	TOT	AVG	PF-FO	A	TO	BLK	STL	PTS	AVG
2022-23	UA	16-9	319/19.9	44-101	.436	16-44	.364	6-10	.600	6	35	41	2.6	27-0	36	35	3	15	110	6.9
<b>TOTAL</b>		<b>16-9</b>	<b>319/19.9</b>	<b>44-101</b>	<b>.436</b>	<b>16-44</b>	<b>.364</b>	<b>6-10</b>	<b>.600</b>	<b>6</b>	<b>35</b>	<b>41</b>	<b>2.6</b>	<b>27-0</b>	<b>36</b>	<b>35</b>	<b>3</b>	<b>15</b>	<b>110</b>	<b>6.9</b>

### Single Game Highs

Statistic	Value
Points	21 vs Nevada 11/23/22
Rebounds	7 vs Maine 12/19/22
Assists	9 vs Eastern Mich. 01/13/23
Steals	4 vs Wright St. 12/14/22
Blocks	1 vs Wright St. 12/14/22, at Bradley 12/22/22, vs NIU 01/03/23
FG Made	9 vs Nevada 11/23/22
FG Attempts	14 vs Wright St. 12/14/22
3FG Made	3 vs Muskingum 12/04/22, vs Nevada 11/23/22
3FG Attempts	6 vs Muskingum 12/04/22
FT Made	2 vs Wright St. 12/14/22, vs LSU 11/22/22
FT Attempts	4 vs Wright St. 12/14/22



# 11 • SAMMY HUNTER • JR • F • NASSAU, BAHAMAS



## SEASON STATS

Opponent	Date	GS	MIN	Total		3-Pointers		Free throws		Rebounds				PF	A	TO	BLK	STL	PTS	AVG
				FG-FGA	PCT	3FG-3FGA	PCT	FT-FTA	PCT	OFF	DEF	TOT	AVG							
South Dakota St.	11/07/2022	*	22:16	2-10	.200	0-6	.000	0-0	.000	1	3	4	4.0	1	0	1	0	0	4	4.0
vs Mississippi St.	11/11/2022	*	23:40	2-8	.250	1-5	.200	0-1	.000	0	3	3	3.5	1	0	0	0	0	5	4.5
Morgan St.	11/15/2022	*	15:30	2-6	.333	0-3	.000	0-1	.000	1	1	2	3.0	0	2	1	0	0	4	4.3
vs Western Ky.	11/21/2022	*	18:39	3-8	.375	1-5	.200	0-0	.000	0	1	1	2.5	2	0	0	0	0	7	5.0
vs LSU	11/22/2022	*	27:09	4-14	.286	3-11	.273	2-2	1.000	1	0	1	2.2	0	0	0	0	1	13	6.6
vs Nevada	11/23/2022	*	11:45	0-4	.000	0-2	.000	0-0	.000	0	0	0	1.8	1	0	0	0	0	0	5.5
at Marshall	11/30/2022		17:52	4-10	.400	1-3	.333	0-1	.000	1	5	6	2.4	1	1	0	0	0	9	6.0
Muskingum	12/04/2022		18:50	4-8	.500	1-3	.333	0-0	.000	2	2	4	2.6	1	1	0	0	0	9	6.4
Jackson St.	12/11/2022		15:54	1-5	.200	0-4	.000	2-2	1.000	2	1	3	2.7	2	2	0	0	0	4	6.1
Wright St.	12/14/2022		16:35	5-8	.625	3-6	.500	0-0	.000	0	4	4	2.8	2	0	1	1	0	13	6.8
Maine	12/19/2022		20:16	0-4	.000	0-3	.000	0-0	.000	0	2	2	2.7	1	2	1	0	0	0	6.2
at Bradley	12/22/2022		18:19	2-9	.222	2-6	.333	2-2	1.000	1	1	2	2.7	0	0	0	0	0	8	6.3
Concord	12/30/2022		18:08	2-5	.400	0-3	.000	0-0	.000	3	3	6	2.9	4	0	0	0	0	4	6.2
NIU	01/03/2023	*	13:58	1-5	.200	1-5	.200	0-0	.000	0	1	1	2.8	2	0	1	0	0	3	5.9
at Ball St.	01/06/2023	*	19:39	1-2	.500	1-2	.500	0-0	.000	3	0	3	2.8	5	0	0	0	0	3	5.7
at Bowling Green	01/10/2023		25:03	7-9	.778	4-6	.667	1-1	1.000	2	1	3	2.8	1	0	2	1	1	19	6.6
Eastern Mich.	01/13/2023	*	24:00	5-8	.625	3-6	.500	0-1	.000	2	2	4	2.9	1	1	1	0	1	13	6.9
<b>Totals</b>			<b>9</b>	<b>327:33</b>	<b>.366</b>	<b>45-123</b>	<b>.266</b>	<b>7-11</b>	<b>.636</b>	<b>19</b>	<b>30</b>	<b>49</b>	<b>2.9</b>	<b>25</b>	<b>9</b>	<b>8</b>	<b>2</b>	<b>3</b>	<b>118</b>	<b>6.9</b>

### Player Averages

Games Played	Minutes/game	Points/game	FG Pct	3FG Pct	FT Pct	Rebounds/game	Assists/game	Turnovers/game	Assist/Turnover ratio	Steals/game	Blocks/game
17	19.3	6.9	36.6	26.6	63.6	2.9	0.5	0.5	1.1	0.2	0.1

## CAREER STATS

SEASON	TEAM	GP-GS	MIN/AVG	Field Goals		3-Point		F-Throws		Rebounds				Scoring						
				FG-FGA	FG%	3FG-3FGA	3FG%	FT-FTA	FT%	OFF	DEF	TOT	AVG	PF-FO	A	TO	BLK	STL	PTS	AVG
2019-20	OM	27-1	309/11.4	29-71	.408	1-8	.125	19-27	.704	14	23	37	1.4	47-0	11	15	4	6	78	2.9
2020-21	OM	25-0	198/7.9	20-42	.476	6-18	.333	10-16	.625	14	21	35	1.4	27-0	9	12	5	3	56	2.2
2021-22	OM	29-0	302/10.4	34-76	.447	5-25	.200	10-17	.588	19	15	34	1.2	43-0	4	12	5	6	83	2.9
2022-23	UA	17-9	328/19.3	45-123	.366	21-79	.266	7-11	.636	19	30	49	2.9	25-1	9	8	2	3	118	6.9
<b>TOTAL FOR UA</b>		<b>17-9</b>	<b>328/19.3</b>	<b>45-123</b>	<b>.366</b>	<b>21-79</b>	<b>.266</b>	<b>7-11</b>	<b>.636</b>	<b>19</b>	<b>30</b>	<b>49</b>	<b>2.9</b>	<b>25-1</b>	<b>9</b>	<b>8</b>	<b>2</b>	<b>3</b>	<b>118</b>	<b>6.9</b>
<b>TOTAL</b>		<b>98-10</b>	<b>1136/11.6</b>	<b>128-312</b>	<b>.410</b>	<b>33-130</b>	<b>.254</b>	<b>46-71</b>	<b>.648</b>	<b>66</b>	<b>89</b>	<b>155</b>	<b>1.6</b>	<b>142-1</b>	<b>33</b>	<b>47</b>	<b>16</b>	<b>18</b>	<b>335</b>	<b>3.4</b>

### Single Game Highs

Statistic	Value	
Points	19	at Bowling Green 01/10/23
Rebounds	7	vs Louisiana Tech 03/19/21
Assists	2	9 times
Steals	3	vs Missouri 03/04/20
Blocks	3	vs Vanderbilt 02/29/20
FG Made	7	at Bowling Green 01/10/23
FG Attempts	14	vs LSU 11/22/22
3FG Made	4	at Bowling Green 01/10/23
3FG Attempts	11	vs LSU 11/22/22
FT Made	4	vs Seattle U 11/19/19
FT Attempts	4	8 times





# 12 • PAT MAYFIELD • FR • G • ELGIN, ILL.



## SEASON STATS

Opponent	Date	GS	MIN	Total		3-Pointers		Free throws		Rebounds				PF	A	TO	BLK	STL	PTS	AVG
				FG-FGA	PCT	3FG-3FGA	PCT	FT-FTA	PCT	OFF	DEF	TOT	AVG							
Muskingum	12/04/2022		05:04	0-1	.000	0-1	.000	0-0	.000	0	0	0	0.0	0	0	0	0	0	0	0.0
Maine	12/19/2022		01:13	1-1	1.000	0-0	.000	0-0	.000	0	1	1	0.5	0	0	0	0	0	2	1.0
at Bradley	12/22/2022		00:39	0-0	.000	0-0	.000	0-0	.000	0	0	0	0.3	0	0	0	0	1	0	0.7
Concord	12/30/2022		02:59	1-2	.500	0-1	.000	0-0	.000	0	3	3	1.0	0	0	0	0	0	2	1.0
NIU	01/03/2023		01:58	0-1	.000	0-0	.000	0-0	.000	0	1	1	1.0	0	0	0	1	0	0	0.8
Eastern Mich.	01/13/2023		04:48	0-1	.000	0-1	.000	1-2	.500	0	2	2	1.2	1	0	0	0	1	1	0.8
<b>Totals</b>		<b>0</b>	<b>16:41</b>	<b>2-6</b>	<b>.333</b>	<b>0-3</b>	<b>.000</b>	<b>1-2</b>	<b>.500</b>	<b>0</b>	<b>7</b>	<b>7</b>	<b>1.2</b>	<b>1</b>	<b>0</b>	<b>0</b>	<b>1</b>	<b>2</b>	<b>5</b>	<b>0.8</b>

### Player Averages

Games Played	Minutes/game	Points/game	FG Pct	3FG Pct	FT Pct	Rebounds/game	Assists/game	Turnovers/game	Assist/Turnover ratio	Steals/game	Blocks/game
6	2.8	0.8	33.3	0.0	50.0	1.2	0.0	0.0	0.0	0.3	0.2

## CAREER STATS

SEASON	TEAM	GP-GS	MIN/AVG	Field Goals		3-Point		F-Throws		Rebounds				Scoring						
				FG-FGA	FG%	3FG-3FGA	3FG%	FT-FTA	FT%	OFF	DEF	TOT	AVG	PF	FO	A	TO	BLK	STL	PTS
2022-23	UA	6-0	17/2.8	2-6	.333	0-3	.000	1-2	.500	0	7	7	1.2	1-0	0	0	1	2	5	0.8
<b>TOTAL</b>		<b>6-0</b>	<b>17/2.8</b>	<b>2-6</b>	<b>.333</b>	<b>0-3</b>	<b>.000</b>	<b>1-2</b>	<b>.500</b>	<b>0</b>	<b>7</b>	<b>7</b>	<b>1.2</b>	<b>1-0</b>	<b>0</b>	<b>0</b>	<b>1</b>	<b>2</b>	<b>5</b>	<b>0.8</b>

### Single Game Highs

Statistic	Value
Points	2 vs Maine 12/19/22, vs Concord 12/30/22
Rebounds	3 vs Concord 12/30/22
Steals	1 at Bradley 12/22/22, vs Eastern Mich. 01/13/23
Blocks	1 vs NIU 01/03/23
FG Made	1 vs Maine 12/19/22, vs Concord 12/30/22
FG Attempts	2 vs Concord 12/30/22
3FG Attempts	1 vs Muskingum 12/04/22, vs Concord 12/30/22, vs Eastern Mich. 01/13/23
FT Made	1 vs Eastern Mich. 01/13/23



# 13 • XAVIER CASTANEDA • JR • G • CHICAGO, ILL.



## SEASON STATS

Opponent	Date	GS	MIN	Total		3-Pointers		Free throws		Rebounds				PF	A	TO	BLK	STL	PTS	AVG
				FG-FGA	PCT	3FG-3FGA	PCT	FT-FTA	PCT	OFF	DEF	TOT	AVG							
South Dakota St.	11/07/2022	*	41:22	9-14	.643	8-12	.667	5-5	1.000	0	1	1	1.0	0	7	2	0	2	31	31.0
vs Mississippi St.	11/11/2022	*	35:18	5-14	.357	3-10	.300	7-10	.700	1	3	4	2.5	2	6	2	0	3	20	25.5
Morgan St.	11/15/2022	*	35:42	2-10	.200	2-8	.250	10-13	.769	0	6	6	3.7	2	2	2	0	2	16	22.3
vs Western Ky.	11/21/2022	*	36:39	6-12	.500	1-4	.250	3-3	1.000	0	4	4	3.8	3	3	2	0	0	16	20.8
vs LSU	11/22/2022	*	36:06	6-16	.375	4-9	.444	12-16	.750	1	5	6	4.2	0	4	3	0	1	28	22.2
vs Nevada	11/23/2022	*	31:01	2-10	.200	2-9	.222	5-7	.714	0	3	3	4.0	2	1	1	0	0	11	20.3
at Marshall	11/30/2022	*	29:41	1-13	.077	1-9	.111	1-4	.250	1	4	5	4.1	2	3	1	0	0	4	18.0
Muskingum	12/04/2022	*	20:56	6-11	.545	5-8	.625	0-0	.000	0	5	5	4.3	0	0	1	1	0	17	17.9
Jackson St.	12/11/2022	*	30:19	5-8	.625	2-4	.500	11-13	.846	1	3	4	4.2	0	2	1	0	1	23	18.4
Wright St.	12/14/2022	*	34:12	5-10	.500	2-6	.333	7-8	.875	0	6	6	4.4	1	3	3	0	2	19	18.5
Maine	12/19/2022	*	28:37	11-15	.733	7-8	.875	4-4	1.000	1	3	4	4.4	0	3	3	0	2	33	19.8
at Bradley	12/22/2022	*	31:02	3-16	.188	3-8	.375	10-11	.909	2	4	6	4.5	0	2	3	0	0	19	19.8
Concord	12/30/2022	*	31:46	3-12	.250	3-9	.333	8-9	.889	1	4	5	4.5	0	3	0	0	1	17	19.5
at Bowling Green	01/10/2023	*	36:39	6-16	.375	3-8	.375	1-1	1.000	0	1	1	4.3	1	5	3	0	2	16	19.3
Eastern Mich.	01/13/2023	*	27:01	5-12	.417	2-9	.222	11-12	.917	1	5	6	4.4	0	5	1	0	0	23	19.5
<b>Totals</b>			<b>486:22</b>	<b>75-189</b>	<b>.397</b>	<b>48-121</b>	<b>.397</b>	<b>95-116</b>	<b>.819</b>	<b>9</b>	<b>57</b>	<b>66</b>	<b>4.4</b>	<b>13</b>	<b>49</b>	<b>28</b>	<b>1</b>	<b>16</b>	<b>293</b>	<b>19.5</b>

### Player Averages

Games Played	Minutes/ game	Points/ game	FG Pct	3FG Pct	FT Pct	Rebounds/ game	Assists/ game	Turnovers/ game	Assist/Turnover ratio	Steals/ game	Blocks/ game
15	32.4	19.5	39.7	39.7	81.9	4.4	3.3	1.9	1.8	1.1	0.1

## CAREER STATS

SEASON	TEAM	GP-GS	MIN/AVG	Field Goals		3-Point		F-Throws		Rebounds				Scoring						
				FG-FGA	FG%	3FG-3FGA	3FG%	FT-FTA	FT%	OFF	DEF	TOT	AVG	PF-FO	A	TO	BLK	STL	PTS	AVG
2018-19	USF	38-3	710/18.7	47-141	.333	17-53	.321	53-76	.697	18	42	60	1.6	57-0	65	59	1	19	164	4.3
2019-20	USF	31-15	792/25.5	52-157	.331	25-80	.313	31-46	.674	6	64	70	2.3	53-0	54	53	2	31	160	5.2
2020-21	USF	20-5	475/23.8	54-150	.360	24-62	.387	37-42	.881	4	42	46	2.3	30-0	52	34	2	9	169	8.5
2021-22	UA	34-34	1089/32.0	140-344	.407	75-201	.373	107-130	.823	23	101	124	3.6	59-2	78	50	3	31	462	13.6
2022-23	UA	15-15	486/32.4	75-189	.397	48-121	.397	95-116	.819	9	57	66	4.4	13-0	49	28	1	16	293	19.5
<b>TOTAL FOR UA</b>	<b>49-49</b>	<b>1575/32.1</b>	<b>215-533</b>	<b>.403</b>	<b>123-322</b>	<b>.382</b>	<b>202-246</b>	<b>.821</b>	<b>32</b>	<b>158</b>	<b>190</b>	<b>3.9</b>	<b>72-2</b>	<b>127</b>	<b>78</b>	<b>4</b>	<b>47</b>	<b>755</b>	<b>15.4</b>	
<b>TOTAL</b>	<b>138-72</b>	<b>3553/25.7</b>	<b>368-981</b>	<b>.375</b>	<b>189-517</b>	<b>.366</b>	<b>323-410</b>	<b>.788</b>	<b>60</b>	<b>306</b>	<b>366</b>	<b>2.7</b>	<b>212-2</b>	<b>298</b>	<b>224</b>	<b>9</b>	<b>106</b>	<b>1248</b>	<b>9.0</b>	

### Single Game Highs

Statistic	Value	
Points	33	vs Maine 12/19/22
Rebounds	7	at Houston 02/28/21, at Eastern Mich. 02/19/22, vs Central Mich. 03/04/22
Assists	7	vs South Dakota St. 11/07/22
Steals	5	vs Kent St. 03/12/22
Blocks	1	9 times
FG Made	11	vs Maine 12/19/22
FG Attempts	17	vs UCLA 03/17/22
3FG Made	8	vs South Dakota St. 11/07/22
3FG Attempts	12	vs South Dakota St. 11/07/22
FT Made	12	vs LSU 11/22/22
FT Attempts	16	vs LSU 11/22/22



# 20 • EVAN WILSON • FR • G • NOBLESVILLE, IND.



## SEASON STATS

Opponent	Date	GS	MIN	Total		3-Pointers		Free throws		Rebounds				Other							
				FG-FGA	PCT	3FG-3FGA	PCT	FT-FTA	PCT	OFF	DEF	TOT	AVG	PF	A	TO	BLK	STL	PTS	AVG	
vs Mississippi St.	11/11/2022		00:41	0-0	.000	0-0	.000	0-0	.000	0	0	0	0.0	0	0	0	0	0	0	0	0.0
Muskingum	12/04/2022		08:01	1-5	.200	1-4	.250	0-2	.000	0	0	0	0.0	2	0	1	0	1	3	1.5	
Maine	12/19/2022		03:23	0-0	.000	0-0	.000	0-0	.000	0	1	1	0.3	1	2	0	0	1	0	1.0	
at Bradley	12/22/2022		00:39	0-0	.000	0-0	.000	0-0	.000	0	0	0	0.3	0	0	0	0	0	0	0.8	
Concord	12/30/2022		04:09	1-1	1.000	1-1	1.000	0-0	.000	0	0	0	0.2	1	1	1	0	0	3	1.2	
NIU	01/03/2023		02:20	1-1	1.000	1-1	1.000	0-0	.000	0	0	0	0.2	0	0	0	0	0	3	1.5	
Eastern Mich.	01/13/2023		06:23	1-2	.500	1-2	.500	0-0	.000	0	0	0	0.1	0	0	0	0	0	3	1.7	
<b>Totals</b>		<b>0</b>	<b>25:36</b>	<b>4-9</b>	<b>.444</b>	<b>4-8</b>	<b>.500</b>	<b>0-2</b>	<b>.000</b>	<b>0</b>	<b>1</b>	<b>1</b>	<b>0.1</b>	<b>4</b>	<b>3</b>	<b>2</b>	<b>0</b>	<b>2</b>	<b>12</b>	<b>1.7</b>	

### Player Averages

Games Played	Minutes/game	Points/game	FG Pct	3FG Pct	FT Pct	Rebounds/game	Assists/game	Turnovers/game	Assist/Turnover ratio	Steals/game	Blocks/game
7	3.7	1.7	44.4	50.0	0.0	0.1	0.4	0.3	1.5	0.3	0.0

## CAREER STATS

SEASON	TEAM	GP-GS	MIN/AVG	Field Goals		3-Point		F-Throws		Rebounds				Scoring						
				FG-FGA	FG%	3FG-3FGA	3FG%	FT-FTA	FT%	OFF	DEF	TOT	AVG	PF-FO	A	TO	BLK	STL	PTS	AVG
2021-22	UA	6-0	14/2.4	1-4	.250	0-3	.000	0-0	.000	0	0	0	0.0	1-0	2	0	0	1	2	0.3
2022-23	UA	7-0	26/3.7	4-9	.444	4-8	.500	0-2	.000	0	1	1	0.1	4-0	3	2	0	2	12	1.7
<b>TOTAL</b>		<b>13-0</b>	<b>40/3.1</b>	<b>5-13</b>	<b>.385</b>	<b>4-11</b>	<b>.364</b>	<b>0-2</b>	<b>.000</b>	<b>0</b>	<b>1</b>	<b>1</b>	<b>0.1</b>	<b>5-0</b>	<b>5</b>	<b>2</b>	<b>0</b>	<b>3</b>	<b>14</b>	<b>1.1</b>

### Single Game Highs

Statistic	Value
Points	3 4 times
Rebounds	1 vs Maine 12/19/22
Assists	2 vs Maine 12/19/22
Steals	1 vs Wheeling 11/18/21, vs Muskingum 12/04/22, vs Maine 12/19/22
FG Made	1 5 times
FG Attempts	5 vs Muskingum 12/04/22
3FG Made	1 4 times
3FG Attempts	4 vs Muskingum 12/04/22
FT Attempts	2 vs Muskingum 12/04/22



# 22 · MIKAL DAWSON · JR · W · HUNTINGTON, W.VA.



## SEASON STATS

Opponent	Date	GS	MIN	Total		3-Pointers		Free throws		Rebounds				PF	A	TO	BLK	STL	PTS	AVG	
				FG-FGA	PCT	3FG-3FGA	PCT	FT-FTA	PCT	OFF	DEF	TOT	AVG								
at Ohio St.	11/09/2021		10:03	1-5	.200	0-3	.000	0-1	.000	1	1	2	2.0	2	0	2	0	0	2	2.0	
Point Park	11/13/2021		20:24	4-8	.500	4-8	.500	0-0	.000	1	1	2	2.0	3	2	1	0	1	12	7.0	
Wheeling	11/18/2021		20:51	2-4	.500	1-3	.333	0-2	.000	1	2	3	2.3	1	1	2	0	1	5	6.3	
vs Fordham	11/22/2021		16:59	0-1	.000	0-0	.000	0-0	.000	1	1	2	2.3	2	2	0	0	2	0	4.8	
vs App State	11/23/2021		14:13	3-7	.429	2-6	.333	0-0	.000	0	3	3	2.4	2	0	0	0	1	8	5.4	
vs Evansville	11/24/2021		24:26	1-3	.333	1-2	.500	0-0	.000	2	2	4	2.7	2	1	1	0	1	3	5.0	
Marshall	12/01/2021		28:20	0-2	.000	0-1	.000	0-0	.000	3	1	4	2.9	2	1	0	0	0	0	4.3	
Southern U.	12/04/2021		22:49	2-6	.333	2-6	.333	1-2	.500	2	3	5	3.1	4	1	2	0	2	7	4.6	
Florida A&M	12/12/2021		10:18	0-2	.000	0-2	.000	0-0	.000	0	1	1	2.9	3	0	0	0	0	0	4.1	
at Wright St.	12/15/2021		28:14	1-5	.200	1-5	.200	0-0	.000	0	1	1	2.7	2	1	0	0	1	3	4.0	
Buffalo	01/01/2022		27:32	3-6	.500	3-6	.500	0-0	.000	1	3	4	2.8	0	0	0	0	1	9	4.5	
Ohio	01/04/2022		34:35	4-11	.364	4-9	.444	2-2	1.000	0	3	3	2.8	1	2	0	0	1	14	5.3	
Ball St.	01/11/2022		21:51	4-6	.667	2-4	.500	0-1	.000	2	2	4	2.9	4	0	2	1	0	10	5.6	
at Kent St.	01/14/2022		21:27	0-2	.000	0-2	.000	0-0	.000	0	0	0	2.7	2	0	1	0	0	0	5.2	
Western Mich.	01/18/2022		22:41	3-7	.429	3-6	.500	0-0	.000	1	2	3	2.7	2	1	1	0	1	9	5.5	
at Bowling Green	01/20/2022		26:11	1-4	.250	1-4	.250	0-0	.000	1	2	3	2.8	1	0	0	0	0	3	5.3	
Eastern Mich.	01/22/2022		17:39	0-2	.000	0-2	.000	0-0	.000	0	2	2	2.7	1	0	2	0	0	0	5.0	
at Central Mich.	01/25/2022		20:11	0-1	.000	0-1	.000	0-0	.000	2	1	3	2.7	1	1	0	0	0	0	4.7	
at Toledo	01/28/2022		27:42	4-9	.444	3-8	.375	3-3	1.000	3	4	7	2.9	2	0	1	0	0	14	5.2	
Miami (OH)	02/04/2022		26:16	0-4	.000	0-4	.000	2-2	1.000	2	3	5	3.1	1	1	0	0	0	2	5.1	
at Miami (OH)	02/06/2022		17:50	0-1	.000	0-1	.000	1-2	.500	1	0	1	3.0	2	2	0	0	2	1	4.9	
at NIU	02/08/2022		23:54	2-5	.400	2-4	.500	0-0	.000	1	2	3	3.0	2	1	1	0	0	6	4.9	
Kent St.	02/11/2022		19:52	1-3	.333	1-3	.333	1-2	.500	1	2	3	3.0	1	1	1	0	1	4	4.9	
at Western Mich.	02/15/2022		21:22	1-2	.500	1-2	.500	0-0	.000	0	3	3	3.0	1	1	2	0	0	3	4.8	
NIU	02/17/2022	*	22:10	2-5	.400	1-4	.250	2-2	1.000	0	0	0	2.8	3	0	1	0	3	7	4.9	
at Eastern Mich.	02/19/2022	*	23:32	1-4	.250	1-4	.250	0-0	.000	0	3	3	2.8	1	1	0	0	2	3	4.8	
Bowling Green	02/22/2022	*	27:28	4-7	.571	4-7	.571	5-6	.833	0	4	4	2.9	3	0	0	0	2	17	5.3	
at Ohio	02/25/2022	*	37:17	5-8	.625	1-4	.250	4-4	1.000	1	4	5	3.0	2	2	2	0	2	15	5.6	
at Ball St.	03/01/2022	*	34:12	4-9	.444	3-8	.375	0-0	.000	1	3	4	3.0	2	1	0	0	4	11	5.8	
Central Mich.	03/04/2022	*	32:27	1-5	.200	1-4	.250	2-4	.500	3	5	8	3.2	1	2	1	0	1	5	5.8	
vs Buffalo	03/10/2022	*	33:38	5-9	.556	3-4	.750	1-2	.500	2	2	4	3.2	1	1	1	0	1	14	6.0	
vs Toledo	03/11/2022	*	28:19	3-6	.500	3-6	.500	0-0	.000	0	5	5	3.3	3	0	0	1	0	9	6.1	
vs Kent St.	03/12/2022	*	28:38	1-2	.500	1-1	1.000	0-0	.000	2	3	5	3.3	0	1	0	0	3	3	6.0	
vs UCLA	03/17/2022	*	31:27	1-4	.250	0-2	.000	0-0	.000	3	2	5	3.4	1	1	1	0	1	2	5.9	
<b>Totals</b>			<b>10</b>	<b>824:47</b>	<b>64-165</b>	<b>.388</b>	<b>49-136</b>	<b>.360</b>	<b>24-35</b>	<b>.686</b>	<b>38</b>	<b>76</b>	<b>114</b>	<b>3.4</b>	<b>61</b>	<b>28</b>	<b>25</b>	<b>2</b>	<b>34</b>	<b>201</b>	<b>5.9</b>

## CAREER STATS

SEASON	TEAM	GP-GS	MIN/AVG	Field Goals		3-Point		F-Throws		Rebounds				Scoring						
				FG-FGA	FG%	3FG-3FGA	3FG%	FT-FTA	FT%	OFF	DEF	TOT	AVG	PF-FO	A	TO	BLK	STL	PTS	AVG
2019-20	UA	17-0	75/4.4	2-12	.167	0-7	.000	2-4	.500	7	9	16	0.9	9-0	1	6	1	1	6	0.4
2020-21	UA	23-0	305/13.3	34-81	.420	20-62	.323	10-13	.769	19	31	50	2.2	25-0	14	9	0	10	98	4.3
2021-22	UA	34-10	825/24.3	64-165	.388	49-136	.360	24-35	.686	38	76	114	3.4	61-0	28	25	2	34	201	5.9
<b>TOTAL</b>		<b>74-10</b>	<b>1205/16.3</b>	<b>100-258</b>	<b>.388</b>	<b>69-205</b>	<b>.337</b>	<b>36-52</b>	<b>.692</b>	<b>64</b>	<b>116</b>	<b>180</b>	<b>2.4</b>	<b>95-0</b>	<b>43</b>	<b>40</b>	<b>3</b>	<b>45</b>	<b>305</b>	<b>4.1</b>

### Single Game Highs

Statistic	Value	
Points	17	vs Bowling Green 02/22/22
Rebounds	8	vs Central Mich. 03/04/22
Assists	2	9 times
Steals	4	at Ball St. 03/01/22
Blocks	1	at Bowling Green 02/25/20, vs Ball St. 01/11/22, vs Toledo 03/11/22
FG Made	5	at Western Mich. 01/23/21, at Ohio 02/25/22, vs Buffalo 03/10/22
FG Attempts	11	vs Ohio 01/04/22
3FG Made	4	vs Point Park 11/13/21, vs Ohio 01/04/22, vs Bowling Green 02/22/22
3FG Attempts	9	vs Cedarville 12/12/20, vs Ohio 01/04/22
FT Made	5	vs Bowling Green 02/22/22
FT Attempts	6	vs Bowling Green 02/22/22



# 25 • ENRIQUE FREEMAN • JR • F • CLEVELAND, OHIO



## SEASON STATS

Opponent	Date	GS	MIN	Total		3-Pointers		Free throws		Rebounds				PF	A	TO	BLK	STL	PTS	AVG	
				FG-FGA	PCT	3FG-3FGA	PCT	FT-FTA	PCT	OFF	DEF	TOT	AVG								
South Dakota St.	11/07/2022	*	34:07	10-15	.667	0-0	.000	3-4	.750	5	9	14	14.0	4	6	3	1	0	23	23.0	
vs Mississippi St.	11/11/2022	*	27:33	3-5	.600	0-0	.000	3-4	.750	1	2	3	8.5	3	0	2	0	2	9	16.0	
Morgan St.	11/15/2022	*	34:30	7-13	.538	0-0	.000	3-6	.500	7	6	13	10.0	2	2	3	3	1	17	16.3	
vs Western Ky.	11/21/2022	*	35:18	7-8	.875	0-1	.000	4-8	.500	3	8	11	10.3	2	3	2	0	0	18	16.8	
vs LSU	11/22/2022	*	33:60	1-6	.167	0-0	.000	1-4	.250	5	5	10	10.2	1	2	1	1	0	3	14.0	
vs Nevada	11/23/2022	*	35:27	4-11	.364	0-0	.000	1-3	.333	2	7	9	10.0	3	2	2	1	0	9	13.2	
at Marshall	11/30/2022	*	28:17	4-12	.333	0-0	.000	2-4	.500	4	10	14	10.6	4	2	2	0	1	10	12.7	
Muskingum	12/04/2022	*	22:46	3-3	1.000	0-0	.000	2-4	.500	1	3	4	9.8	0	2	2	1	2	8	12.1	
Jackson St.	12/11/2022	*	33:48	7-7	1.000	0-0	.000	3-4	.750	1	8	9	9.7	0	5	0	3	1	17	12.7	
Wright St.	12/14/2022	*	24:04	4-9	.444	0-0	.000	0-0	.000	5	10	15	10.2	4	2	3	0	0	8	12.2	
Maine	12/19/2022	*	24:17	7-12	.583	0-0	.000	0-0	.000	2	6	8	10.0	0	2	3	1	0	14	12.4	
at Bradley	12/22/2022	*	31:02	5-12	.417	0-0	.000	1-3	.333	5	5	10	10.0	1	0	4	0	2	11	12.3	
Concord	12/30/2022	*	24:11	7-8	.875	0-0	.000	4-10	.400	3	7	10	10.0	3	2	2	2	0	18	12.7	
NIU	01/03/2023	*	30:32	10-18	.556	0-0	.000	7-10	.700	4	11	15	10.4	1	2	3	0	3	27	13.7	
at Ball St.	01/06/2023	*	33:44	9-13	.692	0-0	.000	5-6	.833	5	9	14	10.6	4	1	4	2	2	23	14.3	
at Bowling Green	01/10/2023	*	33:17	6-11	.545	0-1	.000	9-10	.900	3	13	16	10.9	2	1	1	1	0	21	14.8	
Eastern Mich.	01/13/2023	*	20:34	5-7	.714	0-0	.000	10-11	.909	3	6	9	10.8	2	1	2	1	0	20	15.1	
<b>Totals</b>			<b>17</b>	<b>507:26</b>	<b>99-170</b>	<b>.582</b>	<b>0-2</b>	<b>.000</b>	<b>58-91</b>	<b>.637</b>	<b>59</b>	<b>125</b>	<b>184</b>	<b>10.8</b>	<b>36</b>	<b>35</b>	<b>39</b>	<b>17</b>	<b>14</b>	<b>256</b>	<b>15.1</b>

### Player Averages

Games Played	Minutes/game	Points/game	FG Pct	3FG Pct	FT Pct	Rebounds/game	Assists/game	Turnovers/game	Assist/Turnover ratio	Steals/game	Blocks/game
17	29.8	15.1	58.2	0.0	63.7	10.8	2.1	2.3	0.9	0.8	1.0

## CAREER STATS

SEASON	TEAM	GP-GS	MIN/AVG	Field Goals		3-Point		F-Throws		Rebounds				Scoring						
				FG-FGA	FG%	3FG-3FGA	3FG%	FT-FTA	FT%	OFF	DEF	TOT	AVG	PF-FO	A	TO	BLK	STL	PTS	AVG
2019-20	UA	7-0	13/1.9	1-1	1.000	0-0	.000	3-4	.750	1	3	4	0.6	1-0	0	0	1	0	5	0.7
2020-21	UA	23-20	517/22.5	77-104	.740	0-0	.000	27-41	.659	65	146	211	9.2	58-0	7	34	44	12	181	7.9
2021-22	UA	34-34	981/28.8	175-263	.665	0-3	.000	100-154	.649	111	256	367	10.8	100-4	46	64	41	16	450	13.2
2022-23	UA	17-17	507/29.8	99-170	.582	0-2	.000	58-91	.637	59	125	184	10.8	36-0	35	39	17	14	256	15.1
<b>TOTAL</b>		<b>81-71</b>	<b>2018/24.9</b>	<b>352-538</b>	<b>.654</b>	<b>0-5</b>	<b>.000</b>	<b>188-290</b>	<b>.648</b>	<b>236</b>	<b>530</b>	<b>766</b>	<b>9.5</b>	<b>195-4</b>	<b>88</b>	<b>137</b>	<b>103</b>	<b>42</b>	<b>892</b>	<b>11.0</b>

### Single Game Highs

Statistic	Value	
Points	27	vs NIU 01/03/23
Rebounds	21	vs Malone 12/19/20
Assists	6	vs South Dakota St. 11/07/22
Steals	3	vs NIU 01/03/23
Blocks	5	at Central Mich. 01/25/22, at Western Mich. 02/15/22
FG Made	11	vs Malone 12/19/20
FG Attempts	18	vs NIU 01/03/23
3FG Attempts	1	5 times
FT Made	10	vs Eastern Mich. 01/13/23
FT Attempts	12	vs Marshall 12/01/21



# 34 • NATE JOHNSON • FR • F • LIBERTY TWP, OHIO



## SEASON STATS

Opponent	Date	GS	MIN	Total		3-Pointers		Free throws		Rebounds				PF	A	TO	BLK	STL	PTS	AVG
				FG-FGA	PCT	3FG-3FGA	PCT	FT-FTA	PCT	OFF	DEF	TOT	AVG							
South Dakota St.	11/07/2022		25:09	3-4	.750	1-2	.500	0-0	.000	0	2	2	2.0	2	1	0	1	1	7	7.0
vs Mississippi St.	11/11/2022		18:51	0-2	.000	0-2	.000	0-0	.000	0	1	1	1.5	1	0	0	0	0	0	3.5
Morgan St.	11/15/2022		21:20	4-6	.667	2-2	1.000	1-2	.500	1	1	2	1.7	2	1	1	0	2	11	6.0
vs Western Ky.	11/21/2022		29:08	3-3	1.000	3-3	1.000	0-0	.000	2	3	5	2.5	2	1	2	0	1	9	6.8
vs LSU	11/22/2022		20:20	0-2	.000	0-0	.000	0-0	.000	5	2	7	3.4	0	0	2	0	0	0	5.4
vs Nevada	11/23/2022		19:18	1-3	.333	0-1	.000	0-0	.000	0	3	3	3.3	4	0	1	0	2	2	4.8
at Marshall	11/30/2022	*	23:59	0-4	.000	0-1	.000	0-0	.000	2	3	5	3.6	1	0	2	0	0	0	4.1
Muskingum	12/04/2022		13:28	4-6	.667	1-2	.500	0-0	.000	1	2	3	3.5	2	0	1	0	0	9	4.8
Jackson St.	12/11/2022		11:27	0-3	.000	0-2	.000	0-0	.000	0	1	1	3.2	0	1	1	0	1	0	4.2
Wright St.	12/14/2022		12:38	0-1	.000	0-0	.000	0-0	.000	0	3	3	3.2	0	1	2	0	1	0	3.8
Maine	12/19/2022		17:36	0-1	.000	0-0	.000	1-2	.500	1	0	1	3.0	2	1	0	0	1	1	3.5
at Bradley	12/22/2022		15:26	0-2	.000	0-1	.000	0-0	.000	0	3	3	3.0	0	0	2	0	0	0	3.3
Concord	12/30/2022		15:48	4-6	.667	1-2	.500	0-0	.000	0	1	1	2.8	1	0	1	0	4	9	3.7
NIU	01/03/2023		29:53	3-6	.500	1-2	.500	1-2	.500	1	1	2	2.8	1	0	0	0	0	8	4.0
at Ball St.	01/06/2023		17:21	2-3	.667	0-0	.000	2-2	1.000	0	1	1	2.7	5	1	1	0	0	6	4.1
at Bowling Green	01/10/2023		15:16	0-1	.000	0-0	.000	2-2	1.000	1	3	4	2.8	4	1	0	0	0	2	4.0
Eastern Mich.	01/13/2023		13:50	2-4	.500	0-2	.000	0-0	.000	1	4	5	2.9	2	2	0	0	0	4	4.0
<b>Totals</b>		<b>1</b>	<b>320:47</b>	<b>26-57</b>	<b>.456</b>	<b>9-22</b>	<b>.409</b>	<b>7-10</b>	<b>.700</b>	<b>15</b>	<b>34</b>	<b>49</b>	<b>2.9</b>	<b>29</b>	<b>10</b>	<b>16</b>	<b>1</b>	<b>13</b>	<b>68</b>	<b>4.0</b>

### Player Averages

Games Played	Minutes/game	Points/game	FG Pct	3FG Pct	FT Pct	Rebounds/game	Assists/game	Turnovers/game	Assist/Turnover ratio	Steals/game	Blocks/game
17	18.9	4.0	45.6	40.9	70.0	2.9	0.6	0.9	0.6	0.8	0.1

## CAREER STATS

		Field Goals		3-Point		F-Throws		Rebounds				Scoring								
SEASON	TEAM	GP-GS	MIN/AVG	FG-FGA	FG%	3FG-3FGA	3FG%	FT-FTA	FT%	OFF	DEF	TOT	AVG	PF-FO	A	TO	BLK	STL	PTS	AVG
2022-23	UA	17-1	321/18.9	26-57	.456	9-22	.409	7-10	.700	15	34	49	2.9	29-1	10	16	1	13	68	4.0
<b>TOTAL</b>		<b>17-1</b>	<b>321/18.9</b>	<b>26-57</b>	<b>.456</b>	<b>9-22</b>	<b>.409</b>	<b>7-10</b>	<b>.700</b>	<b>15</b>	<b>34</b>	<b>49</b>	<b>2.9</b>	<b>29-1</b>	<b>10</b>	<b>16</b>	<b>1</b>	<b>13</b>	<b>68</b>	<b>4.0</b>

### Single Game Highs

Statistic	Value	
Points	11	vs Morgan St. 11/15/22
Rebounds	7	vs LSU 11/22/22
Assists	2	vs Eastern Mich. 01/13/23
Steals	4	vs Concord 12/30/22
Blocks	1	vs South Dakota St. 11/07/22
FG Made	4	vs Morgan St. 11/15/22, vs Muskingum 12/04/22, vs Concord 12/30/22
FG Attempts	6	4 times
3FG Made	3	vs Western Ky. 11/21/22
3FG Attempts	3	vs Western Ky. 11/21/22
FT Made	2	at Ball St. 01/06/23, at Bowling Green 01/10/23
FT Attempts	2	5 times



# JOHN GROCE

Head Coach

Sixth Season at Akron

15th Season Overall

Taylor '94

Groce became the Akron Zips 22nd head coach on April 6, 2017. He completed his fifth season at Akron with a 94-59 overall record, including a 63-25 mark over the last three seasons.

In Mid-American Conference play, the Zips are 54-38 under Groce and 40-16 over the last three years, owning the best winning percentage (.714) in the league.

Groce has a long track record of building championship caliber teams and

all-around successful young men. The program's mission "to be impactful", and the vision "OneAkron", resonates with everyone involved in the program as he is notorious for saying "It takes a village."

In 2022, The University of Akron basketball program claimed the 2022 MAC Men's Basketball Tournament Championship and advanced to the 2022 NCAA Tournament for the fifth time in program history. Akron entered NCAA Tournament as a No. 13 seed and played against the No. 4 seed UCLA Bruins in the First Round of the East Region at the Moda Center in Portland, Oregon on March 17, 2022. The Zips fell 57-53. Akron won eight consecutive games entering the NCAA Tournament, including the last five regular season games and the three MAC Tournament games. The Zips finished the season with a 24-10 overall record and 14-6 record in league play.

In 2020, the Zips matched the best regular season record in program history at 24-7. Groce led the Zips to five consecutive Mid-American Conference Tournaments, earning the No. 4 seed and defeating fifth-seeded Buffalo (70-68) in the quarterfinal round, top-seeded Toledo (70-62) in the semifinal round and second-seeded Kent State (75-55) in the finals. Akron earned No. 1 seed in 2020 - the 2020 MAC Tournament was canceled due to the COVID-19 pandemic.

During his 27-year coaching career, he has helped coach teams to 19 postseason appearances in 24 opportunities, including six regular season conference championships, eight conference tournament championships, a National Runner-up, an Elite 8, an NCAA Sweet 16 and seven Round of 32 appearances. Over 27 years his teams have not only shown consistent success on the court but have demonstrated sustained excellence in the classroom as well.

Prior to joining the Zips, Groce was head men's basketball coach at the University of Illinois for five seasons. During his tenure at Illinois, he led the Illini to an average of 19 wins per season along with postseason appearances in four of his five years in Champaign, owning a 95-75 record.

He arrived at Illinois after four seasons as head coach at Ohio University, where he led the Bobcats to an 85-56 overall record as well as Mid-American Conference Tournament titles and NCAA Tournament appearances in 2010 and 2012. Groce pursued building a championship program in all phases. There were signature wins on the court, player development improvements, recruiting success, and achievement in the classroom as well.

Ohio was the story of the 2012 Tournament, advancing to the Sweet 16 as a No. 13 seed with victories over No. 4 seed Michigan followed by No. 12 seed South Florida. The Bobcats made a strong push for the Elite Eight before falling to No. 1 seed North Carolina in overtime in the regional semifinal. It marked just the second time in Ohio's school history and first since 1964 that the Bobcats won multiple games in the NCAA Tournament. Ohio finished the 2012 season with a school-record 29 wins and was known for its pressure defense, ranking second nationally in turnover percentage and third in steals percentage.

Ohio also made noise in the 2010 postseason. Playing in the school's first NCAA Tournament game in five seasons, the Bobcats received a No. 14 seed and defeated No. 3 seed Georgetown. With the 2010 and 2012 NCAA performances, Ohio became just the sixth school ever to win Tournament games as both a 13 and 14 seed.

Groce earned his first head-coaching job at Ohio following four seasons on Thad Matta's staff at Ohio State from 2005-08, the first two as assistant coach and last two as associate head coach. During Groce's time in Columbus the Buckeyes amassed a record of 105-35, advanced to the NCAA Championship game in 2007 and second round in 2006, claimed back-to-back outright Big Ten Championships in 2006 and 2007 and won the NIT in 2008.

Groce played a key role in recruiting many of the top players at Ohio State and was named Rivals' 2006 National Recruiter of the Year.

Groce earned a bachelor's degree in mathematics from Taylor in 1994. He and his wife, Allison, have two sons, Conner and Camden, and a daughter, Cate.

## THE JOHN GROCE FILE

### COACHING EXPERIENCE

2018-present	Akron	Head Coach
2013-17	Illinois	Head Coach
2009-12	Ohio	Head Coach
2007-08	Ohio State	Associate Head Coach
2005-06	Ohio State	Assistant Coach
2002-04	Xavier	Assistant Coach
2001	Butler	Assistant Coach
1997-00	N.C. State	Assistant Coach
1994-96	Taylor	Assistant Coach

### YEAR-BY-YEAR COACHING RECORD

Year	Team	Overall	Conference	Finish/Postseason
2008-09	Ohio	15-17 (.468)	7-9 (.438)	6th East
2009-10	Ohio	22-15 (.595)	7-9 (.438)	5th East, NCAA Second Round
2010-11	Ohio	19-16 (.543)	9-7 (.563)	3rd East, CIT Quarterfinals
2011-12	Ohio	29-8 (.784)	11-5 (.688)	3rd East, NCAA Sweet 16
<b>Ohio Totals (4 seasons)</b>		<b>85-56 (.603)</b>	<b>34-30 (.531)</b>	
2012-13	Illinois	23-13 (.639)	8-10 (.444)	T7th, NCAA Third Round
2013-14	Illinois	20-15 (.571)	7-11 (.389)	T8th, NIT Second Round
2014-15	Illinois	19-14 (.576)	9-9 (.500)	T7th, NIT First Round
2015-16	Illinois	15-19 (.441)	5-13 (.278)	12th
2016-17	Illinois	18-14 (.563)	8-10 (.444)	9th
<b>Illinois (5 seasons)</b>		<b>97-76 (.561)</b>	<b>37-53 (.411)</b>	
2017-18	Akron	14-18 (.438)	6-12 (.333)	6th East
2018-19	Akron	17-16 (.515)	8-10 (.444)	4th East
2019-20	Akron	24-7 (.770)	14-4 (.760)	1st, MAC Champions
2020-21	Akron	15-8 (.667)	12-6 (.667)	3rd in MAC
2021-22	Akron	24-10 (.714)	14-6 (.727)	t-3rd, NCAA First Round
2022-23	Akron	11-6 (.625)	3-1 (.750)	
<b>Akron (5 seasons)</b>		<b>105-65 (.618)</b>	<b>57-39 (.587)</b>	
<b>Career Totals (12 seasons)</b>		<b>287-197 (.592)</b>	<b>128-122 (.508)</b>	

**BIRTHDATE:** Sept. 7, 1971 **EDUCATION:** Taylor University, B.S. in mathematics, 1994  
**HOMETOWN:** Danville, Ind. **PLAYING CAREER:** 1991-93 Basketball (Taylor)  
**FAMILY:** Wife- Allison, Children- Conner, Camden, and Cate



## Groce ALL-Time Record vs Opponents

### THE NUMBERS ON AKRON HOOPS...

**4** Akron has won three MAC tournament titles to represent the league in the NCAA Tournament.

**17** The number of times the Zips have finished in the top-three in the MAC East since divisional play began during the 1997-98 season.

**19** Only 10 teams had at least 19 wins every season since the start of the 2004-05 campaign, including the Zips.

**21** Akron was one of just four programs in all of Division I basketball to post at least 21 wins in 12 straight-seasons.

**87** Akron has posted 87 winning seasons in 121 years of basketball.

**85.0** The Zips have a home winning percentage of 85.0 since the start of the 2004-05 campaign (244-44).

**126** The number of wins in league play the Zips have posted since the start of the 2012 MAC schedule 126-50 (.696).

**211** Akron has posted 211 wins in conference play since the 2004-05 season (211-66 .759). The Zips' 211 wins are the most in the league during that stretch.

**248** Akron has posted 248 home wins since the 2004-05 campaign (248-44, .853).

**402** The number of wins the Zips have posted since the start of the 2004-05 season, the most victories in the MAC.

**705** The number of consecutive games that Akron has made at least one 3-point basket.

**1,681** The Zips have won 1,681 games in their 122 seasons of basketball. Akron was the 56th Division I program to post 1,500 all-time wins.

Opponent	UA W-L	TOT W-L			
Akron	0-0	6-4	Minnesota	0-0	6-3
Alabama	0-0	0-1	Mississippi State	0-1	0-1
Alabama State	1-0	2-0	Mississippi Valley State	1-0	1-0
American	0-0	1-0	Missouri	0-0	4-1
Appalachian State	1-1	1-1	Morgan State	1-0	2-0
Arkansas State	0-0	1-0	Muskingum	0-0	0-0
Auburn	0-0	2-0	Nebraska	0-0	5-3
Austin Peay	0-0	2-1	Nevada	0-2	0-2
BYU	0-0	1-0	Norfolk State	0-0	2-0
Ball State	5-4	8-7	North Carolina	0-0	0-1
Baylor	0-0	1-0	North Carolina Central	1-0	1-0
Boston U.	0-0	1-0	North Carolina A&T	0-0	2-0
Bowling Green	9-3	12-9	North Carolina State	0-0	1-0
Bradley	0-1	1-1	North Dakota State	0-0	1-0
Brown	0-0	1-0	North Florida	0-0	0-1
Bucknell	0-0	1-0	Northern Illinois	5-3	9-3
Buffalo	3-8	8-12	Northern Iowa	0-0	1-0
Butler	0-0	1-0	Northern Kentucky	0-0	1-0
Carnegie Mellon	1-0	1-0	Northwestern	0-0	5-3
Cedarville	2-0	2-0	Notre Dame	0-0	0-1
Central Michigan	6-1	9-3	Oakland	0-0	1-1
Chaminade	0-0	1-0	Ohio	6-4	6-4
Chattanooga	1-0	1-1	Ohio Valley	0-0	1-0
Chicago State	1-0	3-0	Ohio State	0-1	2-7
Clemson	0-1	0-2	Oregon	0-0	0-2
Cleveland State	1-0	1-0	Penn State	0-0	4-3
Colgate	0-0	1-0	Pittsburgh	0-0	0-1
Colorado	0-0	1-0	Point Park	1-0	1-0
Concord	3-0	3-0	Portland	0-0	1-0
Coppin State	0-0	1-0	Princeton	0-1	0-1
Dartmouth	0-0	1-0	Providence	0-0	0-1
Davidson	0-1	0-1	Purdue	0-0	3-5
Dayton	0-1	0-1	Robert Morris	0-0	0-3
Delaware	0-0	2-1	Rutgers	0-0	3-1
Detroit Mercy	1-0	2-0	St. Bonaventure	1-1	1-2
Eastern Kentucky	0-0	2-1	St. Francis (N.Y.)	0-0	2-0
Eastern Michigan	8-3	10-5	St. Francis (Pa.)	0-0	1-0
East Tennessee State	0-0	0-1	Santa Clara	0-0	1-0
Elon	0-0	1-0	South Carolina Upstate	1-0	1-0
Evansville	1-0	1-0	South Dakota	0-0	1-0
Fordham	0-1	0-1	South Dakota State	1-0	1-0
Florida State	0-0	0-1	South Florida	0-0	1-0
Florida A&M	1-0	1-0	Southeast Missouri	0-0	1-0
Gardner-Webb	0-0	1-0	Southern	2-0	2-0
George Mason	0-0	0-1	Temple	0-0	0-1
Georgetown	0-0	1-0	Tennessee	0-0	0-1
Georgia Southern	0-0	1-0	Tennessee-Martin	1-0	2-0
Georgia Tech	0-0	1-1	Tennessee State	1-0	1-0
Gonzaga	0-0	1-0	Texas A&M-Corpus Christi	0-0	1-0
Hampton	0-0	1-0	Toledo	1-6	6-7
Hawaii	0-0	1-0	Towson	0-0	0-0
Holy Cross	0-0	1-0	Tulane	1-0	1-0
Illinois State	0-1	2-1	Tulsa	0-0	1-1
Indiana	0-0	3-6	UAB	0-0	1-0
Indiana State	0-0	2-0	UIC	0-0	2-0
Iowa	0-0	4-4	UNC Asheville	0-0	1-0
Iowa State	0-0	0-1	UNLV	0-0	1-0
IPFW	1-1	2-1	USC	0-1	1-1
IUPUI	0-0	2-1	VCU	0-0	1-0
Jacksonville State	1-0	2-0	Valparaiso	0-0	2-0
Kansas	0-0	0-1	Villanova	0-0	0-1
Kennesaw State	0-0	2-0	West Virginia	0-1	0-2
Kent State	6-5	10-10	Western Carolina	0-0	2-0
Lamar	0-0	2-1	Western Kentucky	1-0	1-0
Louisville	0-1	0-3	Western Michigan	5-2	8-4
Liberty	0-1	0-1	Wheeling	1-0	1-0
LSU	0-1	0-1	William & Mary	0-0	1-0
Maine	1-0	1-0	Winthrop	0-0	1-1
Malone	3-0	3-0	Wisconsin	0-0	0-8
Marietta	0-0	1-0	Wright State	2-0	4-0
Massachusetts	1-0	1-0	Xavier	0-0	0-1
Marshall	2-2	4-5	Yale	0-0	1-0
Maryland	0-0	1-3	Youngstown State	1-0	1-0
McKendree	0-0	1-0	TOTAL	105-65	287-197
Merrimack	1-0	1-0			
Miami (Fla.)	0-0	0-2			
Miami (Ohio)	7-3	13-6			
Michigan	0-0	3-9			
Michigan State	0-0	3-4			
Middle Tennessee	0-0	1-0			





### LAST TIME AKRON...

**Scored 50+ points in a half: 7x Most:** vs Point Park (50), 11/13/21 (2nd)  
**Scored 55+ points in a half:** vs. Detroit (58), 12/18/13 (2nd)  
**Scored 60+ points in a half:** vs. Denison (70), 12/7/05 (1st)  
**Scored 90+ Points:** vs. Youngstown State (98), 11/10/18  
**Scored 90+ Points (MAC):** Buffalo (91) 1/28/17  
**Scored 100+ Points:** vs. Point Park (102), 11/13/21  
**Scored 100+ Points (MAC):** at Northern Illinois (101, 2ot), 1/29/03  
**Scored 110+ Points:** vs. Ball State (106, 2ot), 1/27/18  
**Scored 110+ Points (MAC):** vs. Ball State (111, 2ot), 1/27/18  
**Scored 120+ Points:** vs. Denison (123), 12/7/05  
**Scored 50 points or less:** at Gonzaga (43), 12/10/16  
**Scored 50 points or less (MAC):** vs. Ohio (50), 2/22/14  
**Scored 100 points in consecutive games:** vs. Ball State (105, ot), 1/4/03; at Ohio (104, 4ot), 1/8/03  
**Scored 100 points in 3+ consecutive games:** vs. Central Connecticut (100), 12/3/67; vs. Marietta (100), 12/10/67; at Heidelberg (102), 12/13/67  
**Won a game by 20+ points:** vs. Radford (47, 88-41), 11/17/16  
**Won a game by 30+ points:** vs. Chicago State (41, 87-46), 11/16/18  
**Won by one point:** at Buffalo (91-90), 1/28/17  
**Lost by one point:** at Northern Illinois (80-79), 2/13/16  
**Consecutive games decided by one point:** at Bowling Green (W, 69-68), 1/31/15; at Ohio (L, 83-82), 2/4/15  
**Made 35+ field goals:** vs. Point Park (36), 11/13/21  
**Made 40+ field goals:** vs. Denison (46), 12/7/05  
**Made 45+ field goals:** vs. Denison (46), 12/7/05  
**Made 50+ field goals:** vs. Hiram (57), 2/25/61  
**Shot over 50% from the field:** vs. Point Park (.500, 36-72), 11/13/21  
**Shot over 60% from the field:** at IPFW (.643, 36-56), 3/19/14  
**Shot over 65% from the field:** at Kent State (.660, 33-55), 1/24/98  
**Shot under 30% from the field:** at North Dakota State (.298, 17-57), 12/16/14  
**Made 10+ 3-pointers:** vs. Point Park (13) 11/13/21  
**Made 15+ 3-pointers (4x Last):** at Eastern Michigan (18) 2/10/17  
**Made 20+ 3-pointers:** vs. BGSU (20) 3/1/16  
**Made 0 3-pointers:** vs. Purdue, 12/7/00  
**Shot over 50% from 3-point (10 att):** vs. Buffalo (.591, 13-22), 2/24/17  
**Shot over 60% from 3-point (10 att):** at Ohio (.600, 9-15), 1/12/14  
**Shot over 70% from 3-point (10 att):** vs. Ohio (.750, 9-12), 3/10/12  
**Shot over 75% from 3-point (8 att):** vs. Northern Ill. (.778, 7-9), 2/19/90  
**Made 20+ free throws:** vs. Buffalo (20), 2/24/17  
**Made 25+ free throws:** vs. Buffalo (26), 1/28/17  
**Made 30+ free throws:** vs. Youngstown State (35), 12/21/07  
**Made 35+ free throws:** vs. Youngstown State (35), 12/21/07  
**Made 40+ free throws:** vs. Ball State (.905, 19-of-21), 1/27/18  
**Shot 100% from foul line (min. 10 att.):** vs. Bowling Green (10-10), 2/21/17  
**Had 15+ steals:** vs. Bluffton (17), 12/20/14  
**Had 20+ steals:** vs. Tiffin (20), 11/19/06  
**Had 20+ assists:** at Ohio (21), 2/27/13  
**Had 25+ assists:** vs. North Carolina Central (26), 12/8/07  
**Had 30+ assists:** vs. Denison (31), 12/7/05  
**Had 50+ rebounds:** vs. Arkansas-Pine Bluff (50), 12/18/12  
**Had 60+ rebounds:** vs. Coppin State (61), 1/2/13  
**Won rebounds by +20:** vs. Coppin State (29, 61-32), 1/2/13  
**Lost rebounds by +20:** vs. Canisius (20, 27-47), 11/15/08  
**Had 10+ blocked shots:** at Buffalo (10), 2/16/16  
**Had 15+ blocked shots:** vs. Kent State (15), 3/12/11  
**Had 5 or fewer turnovers:** vs. Youngstown State (5), 11/10/18  
**Had 10 or fewer turnovers:** at Western Michigan (8), 1/24/17  
**Had 20+ turnovers:** vs. Miami (Ohio) (20), 2/21/15  
**Had 25+ turnovers:** vs. Arkansas-Pine Bluff (25), 12/18/12  
**Won in overtime:** at Ohio (83-80, 2OT), 1/12/14  
**Lost in overtime:** vs. Ohio State (NIT: 72-63), 3/15/16  
**Played in two overtimes:** vs. Ball State (L, 111-106, 2ot), 1/27/18  
**Played in three overtimes:** vs. Xavier (L, 113-111), 12/21/96  
**Played in four overtimes:** at Ohio (L, 112-104), 1/8/02  
**Played in five overtimes:** at Eastern Kentucky (W, 88-86), 1/26/84  
**Played consecutive overtime games:** vs. Ball State (W, 105-104, ot), 1/4/03; at Ohio (L, 112-104, 4ot), 1/8/03  
**Overcame a 10+ point deficit to win:** Trailed 38-27 vs. CMU, won 89-85, 11/10/17  
**Overcame a 15+ point deficit to win:** Trailed 52-37 at NIU, won 76-73, 1/31/17  
**Overcame a 20+ point deficit to win:** Trailed 32-12 vs. Buffalo, won 68-64, 1/26/13

### LAST TIME AN OPPONENT...

**Scored 50+ points in a half:** vs. Davidson (52), 12/25/17 (2nd)  
**Scored 55+ points in a half:** vs. USC (55), 12/22/17 (2nd)  
**Scored 60+ points in a half:** at Louisville (65), 12/10/05 (2nd)  
**Scored 90+ Points:** Davidson (90), 12/25/17  
**Scored 90+ Points (MAC):** Buffalo (90), 1/28/17  
**Scored 100+ Points:** at Louisville (111), 12/10/05  
**Scored 100+ Points (MAC):** at Northern Illinois (100, 2ot), 1/29/03  
**Scored 110+ Points:** at Louisville (111), 12/10/05  
**Scored 110+ Points (MAC):** vs. Ball State (111, 2ot), 1/27/18  
**Scored 120+ Points:** at Eastern Kentucky (122), 1/19/80  
**Scored 50 points or less:** vs. Radford (41), 1/28/17  
**Scored 50 points or less (MAC):** vs. Miami (46), 1/23/16  
**Scored 100 points in consecutive games:** vs. Ball State (104, ot), 1/4/03; at Ohio (112, 4ot), 1/8/03  
**Scored 100 points in consecutive games (MAC):** vs. Ball State (104, ot), 1/4/03; at Ohio (112, 4ot), 1/8/03  
**Scored 100 points in 3+ consecutive games:** Never  
**Won a game by 20+ points:** vs. USC (31, 84-53), 12/21/17  
**Won a game by 30+ points:** at South Carolina (32, 78-45), 12/28/13  
**Made 35+ field goals:** at Buffalo (38), 2/19/14  
**Made 40+ field goals:** at Louisville (40), 12/10/05  
**Made 45+ field goals:** at Marshall (47), 12/21/51  
**Made 50+ field goals:** Never  
**Shot over 50% from the field:** vs. Davidson (.532, 33-62), 12/25/17  
**Shot over 60% from the field:** at IPFW (.600, 33-55), 3/19/14  
**Shot over 65% from the field:** vs. Ohio (.652, 30-46), 2/12/94  
**Shot under 30% from the field:** vs. Western Michigan (.259, 14-54), 3/11/15  
**Made 10+ 3-pointers:** Davidson (13), 12/25/17  
**Made 15+ 3-pointers 2x Most:** vs. Marshall (12), 12/17/16  
**Made 0 3-pointers:** at Valparaiso, 11/18/11  
**Shot over 50% from 3-point (10 att):** vs. Eastern Michigan (.529, 9-17), 1/19/16  
**Shot over 60% from 3-point (10 att):** at Ohio (.611, 11-18), 2/4/15  
**Shot over 70% from 3-point (10 att):** vs. Toledo (.786, 11-14), 1/20/93  
**Shot over 75% from 3-point (10 att):** at Toledo (.818, 9-11), 1/9/15  
**Made 20+ free throws:** vs. USC (20), 12/25/17  
**Made 25+ free throws:** at Kent State (25), 3/6/15  
**Made 30+ free throws:** at Saint Mary's (32), 11/12/13  
**Made 35+ free throws:** vs. Toledo (36, ot), 3/10/09  
**Made 40+ free throws:** Never  
**Shot 90% from foul line:** vs. Ohio (.900, 18-20), 2/27/15  
**Shot 100% from foul line (min. 10 att.):** at Florida State (10-10), 3/18/08  
**Had 15+ steals:** vs. Arkansas-Pine Bluff (18), 12/18/12  
**Had 20+ steals:** Never  
**Had 20+ assists:** at IPFW (20), 3/19/14  
**Had 25+ assists:** at Northwestern (25), 3/13/12  
**Had 30+ assists:** at Louisville (31), 12/10/05  
**Had 50+ rebounds:** vs. Western Michigan (51), 3/11/11; (50), 1/8/16)  
**Had 10+ blocked shots:** vs. VCU (10), 2/23/08  
**Had 15+ blocked shots:** Never  
**Had 5 or fewer turnovers:** vs. Miami (Ohio) (5), 3/10/07  
**Had 10 or fewer turnovers 3x Least:** vs. UMES (8), 12/22/16  
**Had 20+ turnovers:** vs. Radford (22), 2/14/15  
**Had 30+ turnovers:** vs. Canisius (30), 11/15/08  
**Overcame a 10+ point deficit to win:** YSU trailed 41-30 and won 90-82, 11/12/16  
**Overcame a 15+ point deficit to win:** Western Michigan trailed 37-19 and won 64-60 in overtime, 3/14/14



## LAST TIME AN AKRON PLAYER...

### SCORING

**Scored 20+ Points:** Xavier Castaneda (23), vs. Eastern Michigan 1/13/23  
**Scored 25+ Points:** Enrique Freeman (27), vs. Northern Illinois 1/3/23  
**Scored 30+ Points:** Xavier Castaneda (31), vs. South Dakota State, 11/7/22  
**Scored 35+ Points:** Romeo Travis (37), vs. Bowling Green, 2/24/07  
**Scored 40+ Points:** Derrick Tarver (44), vs. Wright State, 12/30/03  
**Scored 45+ Points:** Jimond Ivey (48), vs. Ball State, 1/27/18  
**Scored 50+ Points:** Never  
**Two players had 20+ points:** Xavier Castaneda (43) and Enrique Freeman (22) vs Eastern Michigan, 1/13/23  
**Three players had 20+ points:** Nikola Cvetinovic (27); Brett McClanahan (22); Zeke Marshall (22), vs. Youngstown State, 11/20/10  
**Two players had 25+ points:** Kwan Cheatham (31); Isaiah Johnson (27), UB, 1/28/17  
**Two players had 30+ points:** Rashon Brown (31); David Falknor (30), vs. Western Michigan, 3/4/02  
**Scored 20+ points, half:** Derrick Tarver (27), vs. Wright State, 12/30/03 (1st)  
**Scored 20+ points in five-straight games:** Derrick Tarver (6), 1/10/04-1/28/04  
**Scored 20+ points in 10+ straight games:** Joe Jakubick (17), 1/9/84-3/3/84  
**Scored in double figures in 10+ straight games:** Isaiah Johnson (13), 1/12-2/23/16  
**Scored in double figures in 15+ straight games:** Demetrius "Tree" Treadwell (22), 1/8/14-11/14/14  
**Scored in double figures in 30+ straight games:** Joe Jakubick (30), 3/11/82-3/3/84  
**All five starters scored in double figures: 2x** Isaiah Johnson (15), Antino Jackson (13), Jimond Ivey (13), Kwan Cheatham, Jr. (10), Tavian Dunn-Martin (10); vs. UMS, 12/22/16  
**Kwan Cheatham (20), Noah Robotham (14), Isaiah Johnson (13), Jimond Ivey (13), and Antino Jackson (12) vs. Western Michigan 1/24/17**  
**5 players scored in double figures Last:** Xavier Castaneda (23), Enrique Freeman (20), Sammy Hunter (14), Trendon Hankerson (13), Greg Tribble (10), Amani Lyles (10); vs. Eastern Michigan 1/13/23  
**6 players scored in double figures:** Xavier Castaneda (23), Enrique Freeman (20), Sammy Hunter (14), Trendon Hankerson (13), Greg Tribble (10), Amani Lyles (10); vs. Eastern Michigan 1/13/23  
**7 players scored in double figures:** Bubba Walther (21), Zach Sowers (12), Matt Futch (11), Nick Dials (10), Dru Joyce (10), Romeo Travis (10), John Rybak (10); vs. Denison, 12/7/05  
**DOUBLE-DOUBLES**  
**Had a double-double:** Jimond Ivey (24 pts., 13 Rebs) vs Chattanooga 11/28/17  
**Two players with a double-double:** Jimond Ivey (14 pts., 12 rebs.), Isaiah Johnson (10 pts., 10 rebs.); vs. Kent State, 3/3/17  
**Three players with a double-double:** Kwan Cheatham, Jr. (16 pts., 12 Rebs); Isaiah Johnson (14 pts, 10 Rebs); Jimond Ivey (12 pts, 11 Rebs) all vs American 11/12/16  
**20-point, 10-rebound double-double:** Enrique Freeman (21 pts., 13 rebs.), vs. BGSU, 1/10/23  
**25-point, 10-rebound double-double:** Enrique Freeman (27 pts., 15 rebs.), vs. NIU 1/3/23  
**Double-double in points and assists:** Dru Joyce (12 pts., 13 ast.), vs. Hampton, 11/27/04  
**Had a triple-double:** Never  
**SHOOTING**  
**Made 10+ field goals:** Emmanuel Olojakpoke (10), vs. Fort Wayne 12/6/17  
**Made 15+ field goals:** Jimond Ivey (15), at Ball State, 1/27/18  
**Attempted 20+ field goals:** Jimond Ivey (23), at Ball State, 1/27/18  
**Attempted 25+ field goals:** Derrick Tarver (25), at Ball State, 3/8/04  
**Made 5+ 3-pointers:** Daniel Utomi (5), at EMU (2/10/17)  
**Made 7+ 3-pointers:** Jimond Ivey (9), vs Ball State 1/27/18  
**Made 10+ 3-pointers:** Bryan Trimble, Jr. (10), vs. Bowling Green, 1/20/22  
**Attempted 10+ 3-pointers:** Josh Williams (10), vs. CMU, 1/10/17  
**Attempted 12+ 3-pointers:** Jimond Ivey (12), vs Ball State 1/27/18  
**Attempted 15+ 3-pointers:** Derrick Tarver (15), vs. Wright State, 12/30/03  
**Made a 3-pointer in 10+ straight games:** Kwan Cheatham (14), 12/3/16-1/28/17  
**Made a 3-pointer in 15+ straight games:** Steve McNees (16), 1/3/11-2/26/11  
**Made a 3-pointer in 20+ straight games:** Brett McClanahan (20), 11/12/10-1/26/11  
**Shot 100% from 3-point range (min. 5 att.):** Jake Kretzer (5-5), at Ohio, 2/27/13  
**FREE THROWS**  
**Made 10+ free throws:** Xavier Castaneda (11-of-12), vs. EMU, 1/13/23  
**Made 15+ free throws:** Romeo Travis (16), vs. Bowling Green, 2/24/07  
**Made 20+ free throws:** Jim Fenton (20), vs. John Carroll, 1/6/54  
**Made 20+ consecutive free throws:** Darryl Roberts (30), 1/22/11-3/11/11  
**Made 30+ consecutive free throws:** Darryl Roberts (30), 1/22/11-3/11/11  
**Attempted 15+ free throws:** Isaiah Johnson (11-of-16), vs. CMU, 1/10/17  
**Attempted 20+ free throws:** Romeo Travis (23), vs. Bowling Green, 2/24/07  
**Shot 100% from the foul line (min. 10 att.):** Johnny Hollingsworth (10-10), vs. Marshall, 3/5/03

### REBOUNDS

**Had 10+ rebounds:** Kwan Cheatham, Jr. (13), vs Ohio 2/4/17  
**Had 15+ rebounds:** Isaiah Johnson (16), vs. Eastern Michigan 3/10/16  
**Had 20+ rebounds:** Enrique Freeman (21) vs Malone 12/19/20; Bryan Roth (21), vs. Eastern Kentucky, 2/9/85  
**Had 25+ rebounds:** Roger Johnson (25), vs. Ill. Wesleyan, 1/4/69  
**Had 10+ rebounds in three-consecutive games:** Demetrius "Tree" Treadwell, 12/16/13-12/23/13  
**Had 10+ rebounds in four-consecutive games:** Demetrius "Tree" Treadwell, 1/15/14-1/25/14  
**Had 10+ rebounds in five-consecutive games:** Demetrius "Tree" Treadwell, 2/1/14-2/15/14  
**Two players had 10+ rebounds:** Quincy Diggs (12), Demetrius "Tree" Treadwell (11); at Miami (Ohio), 2/26/14  
**Three players had 10+ rebounds:** Jake Kretzer (12), Zeke Marshall (12), Nick Harney (11); vs. Coppin State, 1/2/13

### ASSISTS

**Had 7+ assists:** Isaiah Johnson vs. Lipscomb (8), 1/3/17  
**Had 10+ assists:** Alex Abreu (10), at Northwestern, 3/13/12  
**Had 12+ assists:** Wendell Bates (12), vs. Kent State, 12/18/79  
**Had 15+ assists:** Never

### BLOCKED SHOTS

**Had 5 blocked shots:** Demetrius "Tree" Treadwell (5), at EMU, 1/22/14  
**Had 6 blocked shots:** Zeke Marshall (6), vs. Buffalo, 1/26/13  
**Had 7 blocked shots:** Zeke Marshall (7), vs. Kent State, 3/15/13  
**Had 8 blocked shots:** Zeke Marshall (9), at Toledo, 1/23/13  
**Had 10+ blocked shots:** Never

### STEALS

**Had 5 steals:** Antino Jackson (5), at Miami, 1/14/17  
**Had 6 steals:** Alex Abreu (6), at Mississippi State, 11/9/11  
**Had 7 steals:** Jimmal Ball (7), at Buffalo, 1/24/00  
**Had 8 steals:** Jimmal Ball (9), at Eastern Michigan, 1/19/00

## LAST TIME AN OPPOSING PLAYER...

**Scored 20+ Points:** Braylon Rayson (27), at Central Michigan 1/10/17  
**Scored 30+ Points:** Marcus Keene (33), at Central Michigan, 1/10/17; Blake Hamilton (33) 1/28/17; Jaaron Simmons (38) 2/4/17  
**Scored 40+ Points:** Carlos Medlock (42), vs. Eastern Michigan, 3/11/10  
**Scored 50+ Points:** Never  
**Had a double-double:** Kenny Carpenter (CSU) (11 points and 12 rebounds) 11/11/17  
**Made 10+ field goals:** Blake Hamilton (13) Buffalo 1/28/17; Jaaron Simmons (10) 2/4/17  
**Attempted 20+ field goals:** Josh Hart (21) at Villanova, 11/22/15  
**Made 5+ 3-pointers:** Jaaron Simmons (5-of-5) Ohi 2/4/17  
**Attempted 10+ 3-pointers:** Anthlon Bell (13) at Arkansas, 11/18/15  
**Made 10+ free throws:** Raven Lee (13), at Eastern Michigan, 2/14/15  
**Attempted 15+ free throws:** D.J. Newbill (15), at Penn State, 11/25/14  
**Shot 100% from the foul line (min. 10 att.):** Braylon Rayson (10-10), at Central Michigan, 1/12/16  
**Had 10+ rebounds:** Kenny Carpenter (12) vs. Cleveland State, 11/11/17  
**Had 15+ rebounds:** Jordan Fouse (16), at Green Bay, 11/24/15  
**Had 20+ rebounds:** Reggie Keely (20), vs. Ohio, 2/14/10  
**Had 10+ assists:** D.J. Cooper (10), at Ohio, 2/26/12  
**Had 5+ blocked shots:** Jimmy Hall (5), at Kent State, 3/6/15  
**Had 5+ steals:** Cameron Morse (5), at YSU, 11/12/16



### The Zips All-Time Records vs Opponents

Adrian	1	0	2016-17	Same	W1	Findlay	1	1	1937-38	1938-39	L1
Air Force	1	0	2016-17	Same	W1	Florida Atlantic	1	0	1992-93	Same	W1
Alabama	0	1	2000-01	Same	L1	Florida A&M	2	0	2011-12	2021-22	W2
Alabama State	1	0	2018-19	2018-19	1-0	Fla. International	3	2	1987-88	1999-2000	L1
Albion	3	0	1946-47	1948-49	W3	Florida State	1	0	2007-08	Same	W1
Alfred	1	0	1938-39	1938-39	W1	Franklin & Marshall	2	1	1937-38	1939-40	W1
Allegheny	0	5	1905-06	1913-14	L5	Gannon	11	11	1945-46	1978-79	L1
Alliance (Pa.)	1	0	1969-70	1969-70	W1	Gardner-Webb	1	0	2006-07	Same	W1
American	5	1	1961-62	2016-17	W2	Geneva	10	6	1916-17	1965-66	W1
Appalachian State	1	1	2017-18	2021-22	L1	George Mason	2	0	1996-97	1997-98	W2
Arizona State	1	1	1950-51	1956-57	L1	Georgia Southern	1	0	2016-17	2016-17	W1
Arkansas	1	0	2015-16	Same	W1	Glenville	2	1	1936-37	1938-39	L1
Arkansas-Little Rock	1	1	2006-07	2010-11	W1	Gonzaga	0	2	2008-09	2016-17	L2
Arkansas-Pine Bluff	5	0	2009-10	2014-15	W5	Green Bay	3	6	1989-90	2015-16	L2
Ashland	25	3	1904-05	1989-90	W6	Grove City	1	1	1916-17	1917-18	W1
Augustana	1	0	1968-69	1968-69	W1	Hampton	3	1	2001-02	2004-05	W3
Austin Peay	11	9	1957-58	2009-10	W3	Hayward State	1	0	1974-75	Same	W1
Baldwin-Wallace	66	25	1902-03	1979-80	W7	Heidelberg	43	9	1910-11	1966-67	W14
<b>Ball State</b>	<b>28</b>	<b>19</b>	<b>1937-38</b>	<b>2022-23</b>	<b>L1</b>	Hillsdale	1	0	1948-49	1948-49	W1
Bellarmine	3	2	1967-68	1974-75	W3	Hiram	42	3	1904-05	2015-16	W40
Bethany	1	0	1966-67	Same	W1	Hofstra	5	1	1963-64	1970-71	W3
Bethune-Cookman	4	0	1987-88	2015-16	W4	Houston	2	1	1993-94	2016-17	W2
Binghamton	2	0	2006-07	2007-08	W2	Howard	1	0	2009-10	Same	W1
Bluffton	2	0	1946-47	2014-15	W2	Idaho State	0	1	1991-93	Same	L1
Boise State	1	1	1988-89	Same	L1	Illinois-Chicago	5	4	1983-84	2010-11	W3
<b>Bowling Green</b>	<b>45</b>	<b>28</b>	<b>1937-38</b>	<b>2022-23</b>	<b>W3</b>	Illinois State	2	7	1969-70	2018-19	L1
Bridgewater	1	0	1960-61	Same	W1	Illinois Wesleyan	2	0	1968-69	1971-72	W2
Brockport State	5	1	1971-72	1976-77	W2	Indiana	1	0	1904-05	Same	W1
Brooklyn College	4	0	1987-88	1988-89	W4	IPFW	1	2	2013-14	2018-19	L1
Brown	2	0	1947-48	1969-70	W2	IUPUI	1	0	1990-91	Same	W1
Bradley	0	1	2022-23	Same	L1	Indiana State	2	0	1977-78	1978-79	W2
Bryant	1	0	2014-15	Same	W1	Iona	1	1	1970-71	2971-72	W1
Bucknell	2	0	1964-65	1966-67	W2	Iowa State	5	0	1955-56	2015-16	W5
<b>Buffalo</b>	<b>38</b>	<b>33</b>	<b>1954-55</b>	<b>2021-22</b>	<b>W3</b>	Ithaca	0	1	2013-14	Same	L1
Buffalo State	6	3	1967-68	1976-77	L2	Jackson State	1	0	1963-64	Same	W1
Butler	0	1	1964-65	Same	L1	Jacksonville (Fla.)	0	1	2022-23	Same	-
California	0	1	2005-06	Same	L1	James Madison	0	1	1983-84	Same	L1
UC- Santa Barbara	1	2	1953-54	2015-16	W1	John Carroll	1	1	2002-03	2003-04	W1
UC-Irvine	1	0	2016-17	2016-17	W1	Johns Hopkins	21	7	1934-35	2012-13	W7
Canisius	3	3	1942-43	2008-09	W1	Juniata	2	0	1954-55	1955-56	W2
Capital	13	0	1917-18	2002-03	W13	Kansas State	0	3	1988-89	1990-91	L3
Carnegie Mellon	3	0	1943-44	2018-19	W3	<b>Kent State</b>	<b>79</b>	<b>80</b>	<b>1915-16</b>	<b>2021-22</b>	<b>W1</b>
Carson-Newman	0	1	1973-74	Same	L1	Kentucky	0	2	1936-37	1981-82	L2
Case Tech	34	18	1903-04	1956-57	W1	Ky. Wesleyan	5	7	1965-66	1976-77	W1
Catholic	1	0	1962-63	Same	W1	Kenyon	22	4	1903-04	1987-88	W4
Cedarville	2	0	2020-21	2018-19	W2	Lake Forest	2	0	1957-58	1958-59	W2
Centenary	1	0	1938-39	Same	W1	Lamar	2	1	1990-91	1991-92	L1
Central Connecticut	6	3	1966-67	1986-87	W1	La Salle	0	1	1939-40	Same	L1
Central Florida	4	0	1984-85	1989-90	W4	Lawrence Tech	6	0	1938-39	1959-60	W6
<b>Central Michigan</b>	<b>38</b>	<b>15</b>	<b>1938-39</b>	<b>2021-22</b>	<b>W5</b>	LeMoyné	1	0	1963-64	Same	W1
Central State	1	0	1983-84	Same	W1	Liberty	1	1	2001-02	2019-20	L1
Charleston Southern	1	0	2015-16	Same	W1	Lipscomb	1	0	2015-16	Same	W1
Cheyney State	4	2	1970-71	1978-79	W1	Long Island	1	0	1965-66	Same	W1
Chicago State	3	1	1984-85	2018-19	W3	Louisiana Tech	0	2	1989-90	Same	L2
Chicago	0	1	1913-14	Same	L1	Louisville	0	2	2005-06	2019-20	W1
Cincinnati	8	11	1914-15	2003-04	L7	Loyola-Chicago	2	0	1997-98	1998-99	W2
Clemson	0	2	2005-06	2018-19	L2	Loyola Marymount	1	0	2006-07	Same	W1
Cleveland State	37	32	1932-33	2017-18	W4	LSU	0	1	2022-23	Same	L1
Coastal Carolina	2	1	1986-87	2013-14	W1	MacMurray	1	1	1968-69	1969-70	W1
Colby	5	1	1948-49	1957-58	W2	Maine	1	0	2022-23	Same	W1
Concord	3	0	2017-18	2022-23	W3	Malone	7	0	1971-72	2020-21	W7
Connecticut	1	0	1947-48	Same	W1	Mankato State	0	1	1977-78	Same	L1
Coppin State	5	0	2012-13	2016-17	W5	Mansfield State	1	0	1992-93	Same	W1
Creighton	1	3	2005-06	2016-17	L2	Marietta	18	3	1910-11	1967-68	W13
Dartmouth	1	0	1927-28	Same	W1	Marshall	16	14	1946-47	2022-23	L1
Davidson	0	1	2017-18	Same	L1	Md.-Eastern Shore	5	1	1950-51	2016-17	W5
Davis & Elkins	2	0	1983-84	1985-86	W2	Massachusetts	1	1	2007-08	2019-20	W1
Dayton	2	12	1936-37	2010-11	L12	Merrimack	1	0	2019-20	2019-20	W2
Defiance	1	0	1920-21	Same	W1	Miami (Fla.)	1	2	1956-57	2014-15	L2
Delaware State	1	0	1988-89	Same	W1	<b>Miami (Ohio)</b>	<b>34</b>	<b>34</b>	<b>1914-15</b>	<b>2021-22</b>	<b>W7</b>
Denison	21	4	1908-09	2005-06	W10	Michigan	0	4	1937-38	1985-86	L4
Denver	1	0	1959-60	Same	W1	Michigan State	1	1	1912-13	1913-14	L1
DePauw	2	0	1958-59	1959-60	W2	Middle Tennessee	10	17	1979-80	2014-15	L2
Detroit Mercy	6	4	1935-36	2018-19	W2	Millikin	1	0	2010-11	Same	W1
Drake	1	2	2003-04	2009-10	L1	Mississippi College	1	0	1949-50	Same	W1
Duquesne	8	18	1946-47	2011-12	L1	Mississippi State	2	0	2005-06	2011-12	W2
Eastern Illinois	4	8	1967-68	1991-92	L1	Mississippi Valley	2	1	1991-92	2017-18	W1
Eastern Kentucky	6	13	1946-47	2008-09	L2	Minnesota	0	2	1991-92	2010-11	L2
<b>Eastern Michigan</b>	<b>35</b>	<b>24</b>	<b>1967-68</b>	<b>2022-23</b>	<b>W4</b>	Monmouth	0	1	2001-02	Same	L1
Eastern Montana	3	0	1969-70	1974-75	W3	Montana State	1	0	1974-75	Same	W1
Eastern Washington	1	0	1990-91	Same	W1	Morehead State	10	11	1974-75	1988-89	L1
Edinboro	3	0	1982-83	1986-87	W3	Morgan State	2	0	1985-86	2022-23	W2
Evansville	1	4	1957-58	2021-22	W1	Mount St. Mary's	2	0	1966-67	2005-06	W2
Fairfield	0	3	1994-95	2000-01	L3	Mount Union	42	28	1901-02	2004-05	W20
Fairleigh Dickinson	2	0	1966-67	2008-09	W2	Murray State	9	8	1979-80	1986-87	W3
Ferris State	0	1	1981-82	Same	L1	Muskingum	33	8	1923-24	1980-81	W3
						Nevada	0	4	2005-06	2022-23	L4
						New Hampshire	1	0	1960-61	Same	W1



N.C. A&T	7	3	1963-64	2011-12	W3	UT Martin	1	0	2017-18	Same	W1
N.C. Central	2	0	2007-08	2019-20	W2	UT Arlington	0	1	2016-17	2016-17	L1
N.C. State	0	3	1946-47	2009-10	L3	UT Chattanooga	1	0	2017-18	Same	W1
UNC Asheville	1	0	2012-13	Same	W1	Utica	0	1	1983-84	Same	L1
UNC Greensboro	2	2	1994-95	2009-10	W2	Valparaiso	5	2	1990-91	2011-12	L1
UNC Wilmington	1	1	1983-84	1985-86	W1	Villanova	0	1	2015-16	Same	L1
North Dakota	1	0	1965-66	Same	W1	Virginia Commonwealth	0	7	1969-70	2012-13	L7
North Dakota State	2	0	2012-13	2014-15	W2	Virginia Tech	0	1	1975-76	Same	L1
Northeastern Illinois	1	0	1990-91	Same	W1	Wabash	1	0	1958-59	Same	W1
Northern Colorado	1	1	1950-51	1954-55	W1	Wagner	1	1	1989-90	1992-93	L1
<b>Northern Illinois</b>	<b>30</b>	<b>14</b>	<b>1987-88</b>	<b>2022-23</b>	<b>W1</b>	Walsh	3	0	1977-78	1979-80	W3
Northern Iowa	1	3	1978-79	1990-91	L1	Washington & Jefferson	3	2	1940-41	1954-55	W1
Northern Kentucky	0	4	1977-78	1978-79	L4	Washington & Lee	0	1	1951-52	Same	L1
Northern Michigan	0	2	1978-79	Same	L2	Washington State	0	1	1939-40	Same	L1
Northwestern	0	1	2011-12	Same	L1	Waynesburg	1	1	1937-38	1938-39	L1
Notre Dame	0	3	1982-83	2010-11	L3	Wayne State	7	6	1936-37	1971-72	W1
Oakland	6	3	1975-76	2004-05	W2	Weber State	1	0	1988-89	Same	W1
Oberlin	35	5	1904-05	1966-67	W15	West Chester	1	0	1963-64	Same	W1
Ohio Northern	4	0	1916-17	1923-24	W4	West Liberty	1	0	1994-95	Same	W1
Ohio State	1	7	1905-06	2015-16	L5	Western Illinois	15	10	1970-71	2014-15	W3
<b>Ohio</b>	<b>46</b>	<b>42</b>	<b>1911-12</b>	<b>2021-22</b>	<b>W1</b>	Western Kentucky	3	8	1979-80	2022-23	W1
Ohio Wesleyan	25	14	1909-10	1967-68	W4	<b>Western Michigan</b>	<b>36</b>	<b>21</b>	<b>1987-88</b>	<b>2021-22</b>	<b>L1</b>
Oklahoma State	0	1	2012-13	Same	L1	Western Reserve	28	15	1902-03	1958-59	W4
Oral Roberts	5	1	1988-89	2013-14	W1	Westminster	9	8	1936-37	1970-71	W1
Oregon State	1	0	2013-14	Same	W1	West Virginia	2	3	1904-05	2019-20	L3
Otterbein	23	5	1912-13	1987-88	W5	Wheaton	1	2	1952-53	1957-58	L2
Penn State	2	5	1937-38	2014-15	L1	Wheeling	1	0	2021-22	2021-22	W1
Pennsylvania	0	1	1908-09	Same	L1	William & Mary	0	2	1949-50	2001-02	L2
Pepperdine	1	0	1955-56	Same	W1	Wilmington	1	0	1937-38	Same	W1
Pittsburgh	1	3	1910-11	2008-09	L3	Winston-Salem State	1	2	1966-67	2006-07	W1
Philadelphia Textile	3	1	1966-67	1971-72	W2	Winthrop	1	1	2007-08	2008-09	W1
Point Park	1	0	2021-22	2021-22	W1	UW-Milwaukee	1	1	1979-80	1989-90	W1
Portland State	0	1	2007-08	Same	L1	Wittenberg	15	26	1914-15	1980-81	L3
Prairie View	1	0	1993-94	Same	W1	Wooster	57	35	1901-02	1998-99	W3
Princeton	1	1	2012-13	2017-18	L1	Wright State	15	8	1974-75	2022-23	W5
Purdue	0	2	1999-2000	2000-01	L2	Wyoming	2	2	1999-2000	2009-10	W2
Quincy	1	0	1981-82	Same	W1	Xavier	1	4	1923-24	1997-98	L3
Radford	3	0	2002-03	2016-17	W3	Yale	1	1	1906-07	1907-08	L1
Rhode Island	2	2	1999-2000	2009-10	L2	York College (Neb.)	0	1	1942-43	Same	L1
Rice	1	0	1987-88	Same	W1	Youngstown State	59	32	1937-38	2019-20	W2
Rider	0	1	1996-97	Same	L1						
Roanoke	4	1	1971-72	1976-77	W4						
Robert Morris	2	0	1986-87	1987-88	W2						
Rochester	0	2	1908-09	1913-14	L2						
Rochester Tech	1	1	1954-55	1955-56	L1						
Rutgers	1	0	1949-50	Same	W1						
St. Bonaventure	2	1	1942-43	2020-21	L1						
St. Francis (N.Y.)	5	1	1947-48	2008-09	W2						
St. Francis (Pa.)	4	0	1949-50	2009-10	W4						
St. Ignatius	1	0	1908-09	Same	W1						
St. John's (N.Y.)	0	1	1944-45	Same	L1						
St. Joseph's (Ind.)	1	0	1974-75	Same	W1						
St. Joseph's (Pa.)	0	2	1997-98	1998-99	L2						
St. Mary's (Calif.)	1	1	1973-74	2013-14	L1						
St. Michael's (Vt.)	0	1	1964-65	Same	L1						
St. Thomas (Minn.)	1	0	1949-50	Same	W1						
St. Vincent	2	0	1971-72	1972-73	W2						
San Francisco St.	4	1	1964-65	1972-73	W1						
Scranton	0	1	1939-40	Same	L1						
Seattle	1	0	1958-59	Same	W1						
Slippery Rock	4	1	1952-53	1999-2000	W4						
South Alabama	0	2	1980-81	1981-82	L2						
South Carolina	1	2	2013-14	2014-15	W1						
South Carolina State	3	0	1986-87	2015-16	W3						
USC Upstate	2	0	2007-08	2019-20	W2						
South Florida	0	1	1983-84	Same	L1						
Southern	2	0	2019-20	2021-22	W2						
Southern California	1	1	2014-15	2017-18	L1						
Southern Calif. College	1	0	1974-75	Same	W1						
Southern Colorado	1	0	1971-72	Same	W1						
Southern Utah	2	1	1988-89	1989-90	L1						
Southwestern La.	1	0	1980-81	Same	W1						
Stephen F. Austin	1	0	1988-89	Same	W1						
Stetson	1	0	2010-11	Same	W1						
Steubenville	3	0	1964-65	1972-73	W3						
Syracuse	0	1	2000-01	Same	L1						
Tampa	1	0	1949-50	Same	W1						
Temple	2	1	2005-06	2010-11	L1						
Tennessee State	4	2	1971-72	2018-19	W3						
Tennessee Tech	9	8	1979-80	1986-87	W5						
Texas A&M	1	1	1948-49	2009-10	L1						
Texas Southern	1	0	2012-13	Same	W1						
Tiffin	1	0	2006-07	Same	W1						
<b>Toledo</b>	<b>29</b>	<b>39</b>	<b>1915-16</b>	<b>2021-22</b>	<b>W1</b>						
Towson	1	0	2019-20	Same	W1-						
Tulane	1	0	2019-20	Same	W1						
UCLA	0	1	2021-22	Same	L1						
Urbana	2	0	1985-86	2008-09	W2						
U.S. International	1	1	1989-90	Same	L1						

#### Non-Intercollegiate Teams

Opponent	W	L	First Meeting	Last Meeting	Streak
Alumni	3	0	1915-16	1917-18	W3
Athletes in Action	1	0	1973-74	Same	W1
Canton Athletic Club	0	1	1908-09	Same	L1
Canton Massillon	0	1	1904-05	Same	L1
Case All-Stars	1	0	1910-11	Same	W1
Cleveland All-Stars	1	0	1909-10	Same	W1
Cleveland YMCA	0	1	1910-11	Same	L1
Cuki-Mestre (Italy)	1	0	1987-88	Same	W1
East End Athletic Club	1	0	1902-03	Same	W1
East Liberty YMCA	0	1	1917-18	Same	L1
Goodyear Wingfoots	1	3	1918-19	1953-54	L3
Haskell Institute	1	0	1906-07	Same	W1
Kfum Orebro (Swd.)	1	0	1988-89	Same	W1
Lockbourne AFB	1	0	1944-45	Same	W1
Marathon AAU	2	0	1985-86	N/A	W2
Mexico University	1	0	1949-50	Same	W1
Ohio St. Medics	1	0	1906-07	Same	W1
Palmetto (S.C.)	0	1	1984-85	Same	L1
Polish Oly. Team	0	1	1965-66	Same	L1
Quantic Marines	0	1	1955-56	Same	L1
Ravenna Byers	3	3	1902-03	1906-07	L1
Wesleyan Medics	1	0	1909-10	Same	W1
Wstrn Reserve Medics	2	0	1901-02	Same	W2
Wheeling YMCA	1	0	1916-17	Same	W1
Windsor Basketball Club	5	0	1978-79	N/A	W5
Yugoslavia National	1	0	1983-84	Same	W1

**BOLD** indicates MAC opponents



## 2022-23 Akron Men's Basketball Team Game-by-Game All games

Opponent	Date	Score		Total		3-Pointers		Free throws		Rebounds										
				FG-FGA	PCT	3FG-3FGA	PCT	FT-FTA	PCT	OFF	DEF	TOT	AVG	PF	A	TO	BLK	STL	PTS	AVG
South Dakota St.	11/07/2022	81-80	Wot	30-69	.435	11-31	.355	10-12	.833	9	23	32	32.0	17	16	9	5	5	81	81.0
vs Mississippi St.	11/11/2022	54-73	L	16-49	.327	6-27	.222	16-24	.667	6	19	25	28.5	15	13	9	1	8	54	67.5
Morgan St.	11/15/2022	65-59	W	22-61	.361	6-25	.240	15-27	.556	20	23	43	33.3	11	13	11	7	8	65	66.7
vs Western Ky.	11/21/2022	72-53	W	27-48	.563	9-22	.409	9-15	.600	10	33	43	35.8	16	10	13	0	3	72	68.0
vs LSU	11/22/2022	58-73	L	14-54	.259	8-25	.320	22-30	.733	19	17	36	35.8	14	8	14	1	4	58	66.0
vs Nevada	11/23/2022	58-62	L	22-51	.431	7-22	.318	7-11	.636	6	27	33	35.3	19	8	14	1	6	58	64.7
at Marshall	11/30/2022	57-68	L	24-71	.338	5-25	.200	4-11	.364	15	30	45	36.7	15	12	10	0	5	57	63.6
Muskingum	12/04/2022	80-33	W	30-59	.508	15-33	.455	5-16	.313	13	35	48	38.1	13	19	12	4	13	80	65.6
Jackson St.	12/11/2022	85-72	W	28-52	.538	11-28	.393	18-21	.857	5	22	27	36.9	10	19	10	4	7	85	67.8
Wright St.	12/14/2022	66-54	W	25-62	.403	6-26	.231	10-14	.714	11	31	42	37.4	16	11	12	2	10	66	67.6
Maine	12/19/2022	87-55	W	31-57	.544	11-20	.550	14-16	.875	9	25	34	37.1	12	17	16	2	10	87	69.4
at Bradley	12/22/2022	55-74	L	16-57	.281	8-21	.381	15-18	.833	12	31	43	37.6	12	6	15	2	5	55	68.2
Concord	12/30/2022	84-58	W	27-59	.458	12-31	.387	18-28	.643	9	30	39	37.7	14	21	10	2	7	84	69.4
NIU	01/03/2023	76-51	W	26-57	.456	6-20	.300	18-23	.783	12	25	37	37.6	19	11	12	4	7	76	69.9
at Ball St.	01/06/2023	63-70	L	19-49	.388	3-12	.250	22-26	.846	11	22	33	37.3	26	3	17	3	6	63	69.4
at Bowling Green	01/10/2023	74-70	W	25-62	.403	11-30	.367	13-14	.929	8	27	35	37.2	12	14	9	3	7	74	69.7
Eastern Mich.	01/13/2023	104-67	W	34-63	.540	10-33	.303	26-32	.813	10	34	44	37.6	18	22	8	1	2	104	71.7
<b>Total</b>		<b>1219</b>		<b>416-980</b>	<b>.424</b>	<b>145-431</b>	<b>.336</b>	<b>242-338</b>	<b>.716</b>	<b>185</b>	<b>454</b>	<b>639</b>	<b>37.6</b>	<b>259</b>	<b>223</b>	<b>201</b>	<b>42</b>	<b>113</b>	<b>1219</b>	<b>71.7</b>
Opponents		1072		400-968	.413	107-321	.333	165-233	.708	145	416	561	33.0	309	192	222	58	106	1072	63.1

### Akron Averages

Games Played	Points/game	FG Pct	3FG Pct	FT Pct	Rebounds/game	Assists/game	Turnovers/game	Assist/Turnover ratio	Steals/game	Blocks/game
17	71.7	42.4	33.6	71.6	37.6	13.1	11.8	1.1	6.6	2.5



## 2022-23 Akron Men's Basketball Opponents Game-by-Game All games

Opponent	Date	Score		Total		3-Pointers		Free throws		Rebounds										
				FG-FGA	PCT	3FG-3FGA	PCT	FT-FTA	PCT	OFF	DEF	TOT	AVG	PF	A	TO	BLK	STL	PTS	AVG
South Dakota St.	11/07/2022	81-80	Wot	31-59	.525	4-15	.267	14-17	.824	5	31	36	36.0	15	11	13	4	3	80	80.0
vs Mississippi St.	11/11/2022	54-73	L	29-55	.527	7-14	.500	8-13	.615	11	32	43	39.5	21	17	14	0	9	73	76.5
Morgan St.	11/15/2022	65-59	W	24-64	.375	6-15	.400	5-7	.714	17	26	43	40.7	27	14	15	10	4	59	70.7
vs Western Ky.	11/21/2022	72-53	W	20-54	.370	6-21	.286	7-13	.538	6	10	16	34.5	14	12	5	1	7	53	66.3
vs LSU	11/22/2022	58-73	L	25-52	.481	9-19	.474	14-16	.875	8	23	31	33.8	23	14	10	3	9	73	67.6
vs Nevada	11/23/2022	58-62	L	21-57	.368	9-21	.429	11-13	.846	10	23	33	33.7	14	13	9	3	3	62	66.7
at Marshall	11/30/2022	57-68	L	25-61	.410	8-28	.286	10-15	.667	8	35	43	35.0	13	13	11	9	8	68	66.9
Muskingum	12/04/2022	80-33	W	13-52	.250	6-29	.207	1-7	.143	7	22	29	34.3	9	6	17	3	6	33	62.6
Jackson St.	12/11/2022	85-72	W	32-63	.508	3-9	.333	5-7	.714	10	20	30	33.8	20	14	13	1	6	72	63.7
Wright St.	12/14/2022	66-54	W	23-63	.365	3-10	.300	5-8	.625	11	28	39	34.3	17	10	14	4	3	54	62.7
Maine	12/19/2022	87-55	W	20-46	.435	8-20	.400	7-12	.583	3	17	20	33.0	17	11	23	0	10	55	62.0
at Bradley	12/22/2022	55-74	L	27-64	.422	14-30	.467	6-9	.667	8	30	38	33.4	19	16	8	4	9	74	63.0
Concord	12/30/2022	84-58	W	23-59	.390	4-17	.235	8-11	.727	8	27	35	33.5	21	8	18	2	6	58	62.6
NIU	01/03/2023	76-51	W	18-51	.353	2-15	.133	13-18	.722	11	20	31	33.4	24	5	19	4	5	51	61.8
at Ball St.	01/06/2023	63-70	L	23-58	.397	3-14	.214	21-28	.750	17	20	37	33.6	18	6	11	6	7	70	62.3
at Bowling Green	01/10/2023	74-70	W	26-53	.491	10-21	.476	8-13	.615	3	30	33	33.6	17	15	12	3	6	70	62.8
Eastern Mich.	01/13/2023	104-67	W	20-57	.351	5-23	.217	22-26	.846	2	22	24	33.0	20	7	10	1	5	67	63.1
<b>Total</b>		<b>1072</b>		<b>400-968</b>	<b>.413</b>	<b>107-321</b>	<b>.333</b>	<b>165-233</b>	<b>.708</b>	<b>145</b>	<b>416</b>	<b>561</b>	<b>33.0</b>	<b>309</b>	<b>192</b>	<b>222</b>	<b>58</b>	<b>106</b>	<b>1072</b>	<b>63.1</b>
Akron		1219		416-980	.424	145-431	.336	242-338	.716	185	454	639	37.6	259	223	201	42	113	1219	71.7

### Opponents Averages

Games Played	Points/game	FG Pct	3FG Pct	FT Pct	Rebounds/game	Assists/game	Turnovers/game	Assist/Turnover ratio	Steals/game	Blocks/game
17	63.1	41.3	33.3	70.8	33.0	11.3	12.1	0.9	6.2	2.4



**2022-23 Akron Men's Basketball  
Category Leaders  
All games**

Page 1/3  
as of Jan 14, 2023

**Points**

##	Player	G	Pts	Pts/G
13	Castaneda, Xavier	15	293	19.5
25	Freeman, Enrique	17	256	15.1
4	Hankerson, Trendon	17	155	9.1
11	Hunter, Sammy	17	118	6.9
2	Tribble, Greg	17	118	6.9
5	Johnson, Tavari	16	110	6.9
34	Johnson, Nate	17	68	4.0
0	Lyles, Amani	16	35	2.2
3	Mitchell, Kobe	13	29	2.2
1	Clarke, Garvin	9	20	2.2
20	Wilson, Evan	7	12	1.7
12	Mayfield, Pat	6	5	0.8

**Scoring Average**

##	Player	G	Pts	Pts/G
13	Castaneda, Xavier	15	293	19.5
25	Freeman, Enrique	17	256	15.1
4	Hankerson, Trendon	17	155	9.1
11	Hunter, Sammy	17	118	6.9
2	Tribble, Greg	17	118	6.9
5	Johnson, Tavari	16	110	6.9
34	Johnson, Nate	17	68	4.0
3	Mitchell, Kobe	13	29	2.2
1	Clarke, Garvin	9	20	2.2
0	Lyles, Amani	16	35	2.2
20	Wilson, Evan	7	12	1.7
12	Mayfield, Pat	6	5	0.8

**Field Goal Percentage**

##	Player	FG	Att	Pct
25	Freeman, Enrique	99	170	.582
0	Lyles, Amani	12	26	.462
34	Johnson, Nate	26	57	.456
20	Wilson, Evan	4	9	.444
5	Johnson, Tavari	44	101	.436
2	Tribble, Greg	43	106	.406
13	Castaneda, Xavier	75	189	.397
4	Hankerson, Trendon	50	132	.379
11	Hunter, Sammy	45	123	.366
12	Mayfield, Pat	2	6	.333
3	Mitchell, Kobe	9	31	.290
1	Clarke, Garvin	7	30	.233

**Field Goal Attempts**

##	Player	G	Att	Att/G
13	Castaneda, Xavier	15	189	12.6
25	Freeman, Enrique	17	170	10.0
4	Hankerson, Trendon	17	132	7.8
11	Hunter, Sammy	17	123	7.2
2	Tribble, Greg	17	106	6.2

**Field Goals Made**

##	Player	G	Made	Made/G
25	Freeman, Enrique	17	99	5.8
13	Castaneda, Xavier	15	75	5.0
4	Hankerson, Trendon	17	50	2.9
11	Hunter, Sammy	17	45	2.6
5	Johnson, Tavari	16	44	2.8

**3-Point FG Percentage**

##	Player	3FG	Att	Pct
20	Wilson, Evan	4	8	.500
34	Johnson, Nate	9	22	.409
13	Castaneda, Xavier	48	121	.397
4	Hankerson, Trendon	37	96	.385
5	Johnson, Tavari	16	44	.364
11	Hunter, Sammy	21	79	.266
3	Mitchell, Kobe	7	28	.250
1	Clarke, Garvin	2	17	.118
2	Tribble, Greg	1	10	.100

**3-Point FG Attempts**

##	Player	G	Att	Att/G
13	Castaneda, Xavier	15	121	8.1
4	Hankerson, Trendon	17	96	5.6
11	Hunter, Sammy	17	79	4.6
5	Johnson, Tavari	16	44	2.8
3	Mitchell, Kobe	13	28	2.2

**3-Point FG Made**

##	Player	G	Made	Made/G
13	Castaneda, Xavier	15	48	3.2
4	Hankerson, Trendon	17	37	2.2
11	Hunter, Sammy	17	21	1.2
5	Johnson, Tavari	16	16	1.0
34	Johnson, Nate	17	9	0.5



2022-23 Akron Men's Basketball  
Category Leaders  
All games

**Free Throw Percentage**

##	Player	Made	Att	Pct
3	Mitchell, Kobe	4	4	1.000
13	Castaneda, Xavier	95	116	.819
4	Hankerson, Trendon	18	24	.750
2	Tribble, Greg	31	44	.705
34	Johnson, Nate	7	10	.700
0	Lyles, Amani	11	17	.647
25	Freeman, Enrique	58	91	.637
11	Hunter, Sammy	7	11	.636
5	Johnson, Tavari	6	10	.600
1	Clarke, Garvin	4	7	.571
12	Mayfield, Pat	1	2	.500

**Free Throw Attempts**

##	Player	G	Att	Att/G
13	Castaneda, Xavier	15	116	7.7
25	Freeman, Enrique	17	91	5.4
2	Tribble, Greg	17	44	2.6
4	Hankerson, Trendon	17	24	1.4
0	Lyles, Amani	16	17	1.1

**Free Throws Made**

##	Player	G	Made	Made/G
13	Castaneda, Xavier	15	95	6.3
25	Freeman, Enrique	17	58	3.4
2	Tribble, Greg	17	31	1.8
4	Hankerson, Trendon	17	18	1.1
0	Lyles, Amani	16	11	0.7

**Rebounds**

##	Player	G	Reb	Reb/G
25	Freeman, Enrique	17	184	10.8
4	Hankerson, Trendon	17	76	4.5
13	Castaneda, Xavier	15	66	4.4
2	Tribble, Greg	17	52	3.1
11	Hunter, Sammy	17	49	2.9

**Assists**

##	Player	G	Ast	Ast/G
13	Castaneda, Xavier	15	49	3.3
5	Johnson, Tavari	16	36	2.3
25	Freeman, Enrique	17	35	2.1
4	Hankerson, Trendon	17	34	2.0
2	Tribble, Greg	17	31	1.8

**Rebounds Average**

##	Player	G	Reb	Reb/G
25	Freeman, Enrique	17	184	10.8
4	Hankerson, Trendon	17	76	4.5
13	Castaneda, Xavier	15	66	4.4
2	Tribble, Greg	17	52	3.1
11	Hunter, Sammy	17	49	2.9

**Steals**

##	Player	G	Stl	Stl/G
13	Castaneda, Xavier	15	16	1.1
2	Tribble, Greg	17	16	0.9
5	Johnson, Tavari	16	15	0.9
25	Freeman, Enrique	17	14	0.8
4	Hankerson, Trendon	17	14	0.8

**Offensive Rebounds**

##	Player	G	OReb	OReb/G
25	Freeman, Enrique	17	59	3.5
11	Hunter, Sammy	17	19	1.1
2	Tribble, Greg	17	15	0.9
34	Johnson, Nate	17	15	0.9
0	Lyles, Amani	16	14	0.9

**Blocked Shots**

##	Player	G	Blk	Blk/G
25	Freeman, Enrique	17	17	1.0
4	Hankerson, Trendon	17	7	0.4
0	Lyles, Amani	16	5	0.3
5	Johnson, Tavari	16	3	0.2
11	Hunter, Sammy	17	2	0.1

**Defensive Rebounds**

##	Player	G	DReb	DReb/G
25	Freeman, Enrique	17	125	7.4
4	Hankerson, Trendon	17	69	4.1
13	Castaneda, Xavier	15	57	3.8
2	Tribble, Greg	17	37	2.2
5	Johnson, Tavari	16	35	2.2

**Minutes**

##	Player	G	Min	Min/G
4	Hankerson, Trendon	17	549	32:17
25	Freeman, Enrique	17	507	29:51
13	Castaneda, Xavier	15	486	32:25
2	Tribble, Greg	17	469	27:34
11	Hunter, Sammy	17	328	19:16



**2022-23 Akron Men's Basketball  
Category Leaders  
All games**

**Fouls**

##	Player	G	PF	PF/G
2	Tribble, Greg	17	41	2.4
25	Freeman, Enrique	17	36	2.1
4	Hankerson, Trendon	17	32	1.9
34	Johnson, Nate	17	29	1.7
5	Johnson, Tavari	16	27	1.7

**Turnovers**

##	Player	G	TO	TO/G
25	Freeman, Enrique	17	39	2.3
5	Johnson, Tavari	16	35	2.2
13	Castaneda, Xavier	15	28	1.9
4	Hankerson, Trendon	17	23	1.4
2	Tribble, Greg	17	20	1.2

**Foul Outs**

##	Player	G	FO
11	Hunter, Sammy	17	1
2	Tribble, Greg	17	1

## 2021-22 REVIEW

	Overall	Home	Away	Neutral
<b>2020-21 Record</b>	<b>24-10</b>	<b>12-3</b>	<b>5-5</b>	<b>1-2</b>
<b>2020-21 MAC Record</b>	<b>14-6</b>	<b>7-1</b>	<b>5-5</b>	<b>0-0</b>
<b>2020-21 Non-Conference</b>	<b>3-2</b>	<b>2-0</b>	<b>0-0</b>	<b>1-2</b>

**2022 Defensive Player of the Year - Enrique Freeman**  
**2022 All-MAC Second Team - Enrique Freeman**  
**2022 All-MAC Honorable Mention - Xavier Castaneda**  
**2022 MAC All-Defensive Team - Enrique Freeman**

**MAC Finish - 3rd Overall - No. 4 Seed in Tournament**  
**Mid-American Conference Tournament Results:**  
**Quarterfinal Game: W - No. 3 Akron 74, No. 6 Bowling Green 67**  
**Semifinal Game: L - No. 2 Buffalo 81, No. 3 Akron 81**

- Akron claimed the 2022 Mid-American Conference Men's Basketball Tournament Championship and advanced to the 2022 NCAA Tournament for the fifth time in program history..Akron is 40-16 over the last three years in MAC play, owning the best winning percentage (.714) in the league.
- Akron team No. 121 finished the season with a 24-10 overall record and 14-6 record in league play. For the fifth time as a Division I program, the Zips competed in March Madness with an automatic qualifying bid to the NCAA Tournament as a No. 13 seed and played against the No. 4 seed UCLA Bruins in the First Round of the East Region at the Moda Center in Portland, Oregon on March 17, 2022.
- The Zips had three players earn 2022 All-MAC honors: Enrique Freeman who was named MAC Defensive Player of the Year, MAC Tournament MVP and Second Team All-MAC; Ali Ali was named second-team All-MAC; Xavier Castaneda was an honorable mention selection.
- Freeman ranked No. 1 in the nation in field goal percentage (.665) and landed in the NCAA Top 20 in six categories: No. 4 total rebounds (367), No. 6 rebounds per game (10.8), No. 8 double-doubles (18), No. 9 defensive rebounds per game (7.53) and No. 19 offensive rebounds per game (3.26). Freeman was one of 13 players in the NCAA to average a double-double in points (13.2) and rebounds (10.8). He led the MAC in 5-of-6 categories, ranking No. 2 in offensive rebounds per game.





Akron - 2022-23 Men's Basketball Ranking Summary thru games 01/15/2023

Statistic	National Rank	Conference Rank	Value	National Leader	Value	Conference Leader	Value
Assist/Turnover Ratio (352 ranked)	116	4	1.11	Penn St.	1.74	Toledo	1.42
Assists Per Game (352 ranked)	197	7	13.1	Xavier	21.1	Bowling Green	15.2
Bench Points per game (352 ranked)	268	9	16.76	Fla. Atlantic	37.41	Buffalo	25.53
Blocks Per Game (352 ranked)	279	10	2.5	Utah Valley	6.6	Ball St.	4.5
Effective FG pct (352 ranked)	234	9	0.498	Colgate	0.584	Toledo	0.548
Fastbreak Points (352 ranked)	238	12	8.35	TCU	22.00	Buffalo	18.18
Field Goal Percentage (352 ranked)	279	11	42.4	Gonzaga	51.7	Toledo	48.3
Field Goal Percentage Defense (352 ranked)	85	2	41.3	Tennessee	33.6	Kent St.	38.8
Fouls Per Game (352 ranked)	57	1	15.2	Butler	12.7	Akron	15.2
Free Throw Attempts Per Game (352 ranked)	88	5	19.9	UTRGV	27.4	Ball St.	25.5
Free Throw Percentage (352 ranked)	155	8	71.6	Villanova	84.3	Miami (OH)	79.4
Free Throws Made Per Game (352 ranked)	82	5	14.2	Texas A&M	19.2	Ball St.	17.5
Rebound Margin (352 ranked)	68	2	4.6	Purdue	12.2	Western Mich.	8.0
Rebounds (Defensive) Per Game (352 ranked)	85	3	26.71	Alabama	32.35	Ohio	27.29
Rebounds (Offensive) Per Game (352 ranked)	132	7	10.88	Marshall	14.89	Western Mich.	12.47
Rebounds Per Game (352 ranked)	78	5	37.59	Alabama	45.94	Ohio	39.12
Scoring Defense (352 ranked)	33	2	63.1	Houston	52.9	Kent St.	62.2
Scoring Margin (352 ranked)	81	3	8.6	Houston	23.1	Kent St.	12.3
Scoring Offense (352 ranked)	173	10	71.7	Gonzaga	86.9	Toledo	84.5
Steals Per Game (352 ranked)	182	7	6.6	Missouri	11.6	Kent St.	10.1
Three Point Attempts Per Game (352 ranked)	39	1	25.4	Cornell	31.1	Akron	25.4
Three Point Percentage (352 ranked)	200	8	33.6	Utah St.	42.6	Ball St.	37.7
Three Point Percentage Defense (352 ranked)	184	4	33.3	Tennessee	21.3	Central Mich.	29.7
Three Pointers Per Game (352 ranked)	77	2	8.5	Chattanooga Liberty	11.9 11.9	Miami (OH)	8.6
Turnover Margin (352 ranked)	116	3	1.2	UNLV	7.2	Kent St.	5.7
Turnovers Forced Per Game (352 ranked)	178	6	13.06	Morgan St.	20.18	Kent St.	17.47
Turnovers Per Game (352 ranked)	81	5	11.8	Penn St.	8.6	Toledo	10.7
Winning Percentage (352 ranked)	111	3	64.7	Col. of Charleston	94.7	Kent St.	82.4

Statistic	Player	National Rank	Conference Rank	Value	National Leader	Value	Conference Leader	Value
Assist/Turnover Ratio (350 ranked)	Xavier Castaneda	172	4	1.75	Dalvin White, Chattanooga	4.50	RayJ Dennis, Toledo	2.78
Assists (349 ranked)					Yuri Collins, Saint Louis	185	RayJ Dennis, Toledo	100
Assists Per Game (348 ranked)	Xavier Castaneda	293	9	3.3	Yuri Collins, Saint Louis	10.9	RayJ Dennis, Toledo	5.9
Blocks (318 ranked)	Enrique Freeman	214	5	17	Jamarion Sharp, Western Ky.	73	Demarius Jacobs, Ball St.	28
Blocks Per Game (349 ranked)	Enrique Freeman	208	5	1.00	Jamarion Sharp, Western Ky.	4.29	Demarius Jacobs, Ball St.	1.65
Double Doubles (228 ranked)	Enrique Freeman	8	1	9	Joel Soriano, St. John's (NY)	16	Enrique Freeman, Akron	9
Field Goal Attempts (348 ranked)					Antoine Davis, Detroit Mercy	404	RayJ Dennis, Toledo	264
Field Goal Percentage (333 ranked)	Enrique Freeman	36	2	58.2	Josh Roberts, Manhattan	75.3	Dwight Wilson, Ohio	59.6
	Xavier Castaneda	311	14	39.7				
Field Goals (345 ranked)	Enrique Freeman	164	7	99	Antoine Davis, Detroit Mercy	165	RayJ Dennis, Toledo	117
					Taevion Kinsey, Marshall	165		
Free Throw Attempts (340 ranked)	Xavier Castaneda	17	2	116	Drew Pember, UNC Asheville	156	Payton Sparks, Ball St.	133
	Enrique Freeman	97	3	91				
Free Throw Percentage (348 ranked)	Xavier Castaneda	152	8	81.9	Bryce McBride, Youngstown St.	98.0	Samari Curtis, Bowling Green	92.9
Free Throws (335 ranked)	Xavier Castaneda	6	1	95	Drew Pember, UNC Asheville	130	Xavier Castaneda, Akron	95
	Enrique Freeman	195	7	58				
Minutes Per Game (348 ranked)	Xavier Castaneda	248	11	32:25	Daryl Banks III, St. Bonaventure	38:40	Brian Taylor, Central Mich.	35:32
	Trendon Hankerson	266	13	32:17				
Points (349 ranked)	Xavier Castaneda	128	6	293	Antoine Davis, Detroit Mercy	498	Emoni Bates, Eastern Mich.	316
	Enrique Freeman	278	11	256				
Points Per Game (345 ranked)	Xavier Castaneda	27	2	19.5	Antoine Davis, Detroit Mercy	26.2	Emoni Bates, Eastern Mich.	19.8
	Enrique Freeman	231	12	15.1				
Rebounds (343 ranked)	Enrique Freeman	10	1	184	Joel Soriano, St. John's (NY)	229	Enrique Freeman, Akron	184
Rebounds (Defensive) Per Game (349 ranked)	Enrique Freeman	13	1	7.35	Dillon Jones, Weber St.	9.82	Enrique Freeman, Akron	7.35
Rebounds (Offensive) Per Game (350 ranked)	Enrique Freeman	18	2	3.47	Oscar Tshiebwe, Kentucky	5.60	Dwight Wilson, Ohio	3.50
Rebounds Per Game (349 ranked)	Enrique Freeman	7	1	10.8	Zach Edey, Purdue	13.2	Enrique Freeman, Akron	10.8
Steals (340 ranked)					Jaelen House, New Mexico	55	Maliq Jacobs, Kent St.	50
Steals Per Game (332 ranked)					Maliq Jacobs, Kent St.	3.12	Maliq Jacobs, Kent St.	3.12
Three Point Attempts (348 ranked)	Xavier Castaneda	82	3	121	Antoine Davis, Detroit Mercy	209	Lamar Norman Jr., Western Mich.	129
	Trendon Hankerson	260	11	96				
Three Point Percentage (110 ranked)	Xavier Castaneda	58	2	39.7	Steven Ashworth, Utah St.	51.3	Kaden Metheny, Bowling Green	42.0
Three Pointers Per Game (350 ranked)	Xavier Castaneda	16	1	3.20	Darius McGhee, Liberty	4.79	Xavier Castaneda, Akron	3.20
	Trendon Hankerson	194	9	2.18				
Total 3-point FGM (345 ranked)	Xavier Castaneda	54	1	48	Darius McGhee, Liberty	91	Xavier Castaneda, Akron	48
	Trendon Hankerson	219	8	37				
Triple Doubles (1 ranked)					17 players tied	1		



Official Basketball Box Score - Final
South Dakota St. at Akron
11/07/22 James A. Rhodes Arena, Akron
2022-23 Men's Basketball

Game Time: 7:00 PM
Game Duration: 2:07
Attendance: 2,157



Official Basketball Box Score - Final
Mississippi St. at Akron
11/12/22 Wells Fargo Center, Philadelphia
2022-23 Men's Basketball

Game Time: 7:50 PM
Game Duration: 2:02
Attendance: 5,213

Officials: Tim Stewart, Alfred Smith, Brad Claus

South Dakota St. - 80

Box score table for South Dakota St. vs Akron, showing player stats for FG, 3P, FT, Rebounds, Fouls, TP, AS, TO, ST, Blocks.

Technical Fouls: NONE

Shooting By Period table for South Dakota St. vs Akron, showing FG%, 3PT%, FT%, and GM FG% by quarter.

Mississippi St. - 73

Box score table for Mississippi St. vs Akron, showing player stats for FG, 3P, FT, Rebounds, Fouls, TP, AS, TO, ST, Blocks.

Technical Fouls: NONE

Shooting By Period table for Mississippi St. vs Akron, showing FG%, 3PT%, FT%, and GM FG% by quarter.

Akron - 81

Box score table for Akron vs SDSU, showing player stats for FG, 3P, FT, Rebounds, Fouls, TP, AS, TO, ST, Blocks.

Technical Fouls: NONE

Shooting By Period table for Akron vs SDSU, showing FG%, 3PT%, FT%, and GM FG% by quarter.

Akron - 54

Box score table for Akron vs Mississippi St., showing player stats for FG, 3P, FT, Rebounds, Fouls, TP, AS, TO, ST, Blocks.

Technical Fouls: NONE

Shooting By Period table for Akron vs Mississippi St., showing FG%, 3PT%, FT%, and GM FG% by quarter.

Summary statistics table for Akron vs SDSU, including Biggest lead, Best Scoring Run, Lead Changes, Times Tied, and Time with Lead.

Summary statistics table for Akron vs Mississippi St., including Biggest lead, Best Scoring Run, Lead Changes, Times Tied, and Time with Lead.

Game Notes: BARSTOOL SPORTS INVITATIONAL - GAME 2 • BARSTOOL SPORTS INVITATIONAL MVP - Miss State Tolu Smith •



Official Basketball Box Score - Final
Morgan St. at Akron
11/15/22 James A. Rhodes Arena, Akron, Ohio
2022-23 Men's Basketball

Game Time: 7:00 PM
Game Duration: 2:02
Attendance: 1,759



Official Basketball Box Score - Final
Akron at Westminster Ky.
11/21/22 John Gray Gymnasium, Georgetown Town, Cayman Islands
2022-23 Men's Basketball

Game Time: 1:20 PM
Game Duration: 1:50

Officials: Joe Lindsay, Tony Chiazza, Randy McCall

Morgan St. - 59

Box score table for Morgan St. vs Akron, showing player stats for FG, 3P, FT, Rebounds, Fouls, TP, AS, TO, ST, Blocks.

Technical Fouls: NONE

Shooting By Period table for Morgan St. vs Akron, showing FG%, 3PT%, FT%, and GM FG% by quarter.

Akron - 72

Box score table for Akron vs Westminster Ky., showing player stats for FG, 3P, FT, Rebounds, Fouls, TP, AS, TO, ST, Blocks.

Technical Fouls: NONE

Shooting By Period table for Akron vs Westminster Ky., showing FG%, 3PT%, FT%, and GM FG% by quarter.

Akron - 65

Box score table for Akron vs MSU, showing player stats for FG, 3P, FT, Rebounds, Fouls, TP, AS, TO, ST, Blocks.

Technical Fouls: Clarke 2nd 12:52

Shooting By Period table for Akron vs MSU, showing FG%, 3PT%, FT%, and GM FG% by quarter.

Western Ky. - 53

Box score table for Western Ky. vs Akron, showing player stats for FG, 3P, FT, Rebounds, Fouls, TP, AS, TO, ST, Blocks.

Technical Fouls: NONE

Shooting By Period table for Western Ky. vs Akron, showing FG%, 3PT%, FT%, and GM FG% by quarter.

Summary statistics table for Akron vs MSU, including Biggest lead, Best Scoring Run, Lead Changes, Times Tied, and Time with Lead.

Summary statistics table for Western Ky. vs Akron, including Biggest lead, Best Scoring Run, Lead Changes, Times Tied, and Time with Lead.





Official Basketball Box Score - Final  
**LSU at Akron**  
 11/23/22 John Gray Gymnasium, George Town, Cayman Islands  
 2022-23 Men's Basketball

Game Time: 1:30 PM  
 Game Duration: 2:04



Official Basketball Box Score - Final  
**Akron at Nevada**  
 11/23/22 John Gray Gymnasium, George Town, Cayman Islands  
 2022-23 Men's Basketball

Game Time: 5:00 PM  
 Game Duration: 2:09

Officials: John Gaffney, Doug Shows, Matt Potter

Officials: John Gaffney, Randy McCall, Pat Adams

NO. Name	Min	FG		3P		FT		Rebounds		Fouls		TP	AS	TO	ST	Blocks		+/-	
		M-A	M-A	M-A	M-A	OR	DR	OR	DR	PF	FD					BS	BA		
5 Mwani Wilkinson	F 10:13	1-1	0-0	0-0	1-1	2	3	0	0	2	1	0	0	0	0	0	0	0	9
12 KJ Williams	F 30:59	6-13	2-4	5-6	2	3	5	4	19	0	0	0	3	1	0	0	0	16	
13 Jalen Reed	F 19:21	1-3	1-1	0-0	0	4	4	0	1	3	1	0	0	0	0	0	0	6	
3 Justice Hill	G 25:43	5-11	0-3	4-4	0	2	2	2	2	14	3	0	0	0	0	1	4	4	
44 Adam Miller	G 38:37	9-15	5-9	0-0	0	2	2	4	0	23	2	6	0	0	0	0	0	16	
20 Derek Fountain	20:39	2-3	0-0	1-1	2	3	4	1	5	1	1	1	1	2	0	0	0	9	
0 Trae Hannibal	G 22:57	0-1	0-0	0-0	0	5	5	2	1	0	0	0	0	0	0	0	0	8	
1 Cam Hayes	16:31	1-3	1-1	4-5	0	1	1	2	4	7	3	1	1	0	0	0	0	5	
4 Kendal Coleman	09:01	0-1	0-0	0-0	0	0	0	0	0	0	0	0	0	1	0	0	0	-1	
15 Tyrrell Ward	05:59	0-1	0-0	0-0	0	1	1	0	0	0	0	0	0	1	0	0	0	1	
Team					3	3	6	0	0	0	0	1						3	
Totals	25:52	9-19	14-16	8	23	31	23	13	74	14	10	9	3	1	0	0	0	15	

Technical Fouls: Miller 1<sup>st</sup>10:04 Hill 2<sup>nd</sup>14:54 Fountain 2<sup>nd</sup>02:42

NO. Name	Min	FG		3P		FT		Rebounds		Fouls		TP	AS	TO	ST	Blocks		+/-	
		M-A	M-A	M-A	M-A	OR	DR	OR	DR	PF	FD					BS	BA		
11 Sammy Hunter	F 11:45	0-4	0-2	0-0	0	0	0	1	0	0	0	0	0	0	0	0	0	0	-5
25 Enrique Freeman	F 35:27	4-11	0-0	1-3	2	7	9	3	6	9	2	2	0	1	2	4	0	0	-4
2 Greg Tribble	G 26:32	3-4	0-1	1-1	1	1	2	3	3	7	1	4	1	0	0	0	0	-6	
4 Trendon Hankerson	G 37:04	3-7	2-5	0-0	0	7	7	3	1	8	0	2	0	0	0	0	-11		
13 Xavier Castaneda	G 31:01	2-10	2-9	5-7	0	3	3	2	4	11	1	1	0	0	0	0	-5		
1 Garvin Clarke	07:58	0-1	0-0	0-0	0	2	2	0	0	0	0	0	0	0	0	0	0	1	
3 Kobe Mitchell	03:49	0-1	0-0	0-0	0	0	0	0	0	0	0	0	0	0	0	0	0	0	
34 Nate Johnson	19:18	1-3	0-1	0-0	0	3	3	4	0	2	0	1	2	0	0	0	0	0	
5 Tavari Johnson	26:26	9-10	3-3	0-0	0	3	3	0	0	21	4	3	2	0	0	0	0	1	
8 Amani Lyles	00:40	0-0	0-0	0-0	0	0	0	0	0	0	0	0	0	0	0	0	0	0	
Team					3	1	4	0	0	0	0	1						4	
Totals	22:51	7-22	7-11	6	27	33	19	14	58	8	14	8	1	3	4	0	0	0	

Technical Fouls: NONE

Shooting By Period

1 <sup>st</sup> FG%	9-24	37.5%
3PT%	5-9	55.6%
FT%	10-11	90.9%
2 <sup>nd</sup> FG%	16-28	57.1%
3PT%	4-10	40.0%
FT%	4-5	80%
GM FG%	25-52	48.1%
3PT%	9-19	47.4%
FT%	14-16	87.5%

Dead Ball Rebounds: 3, 0

Shooting By Period

1 <sup>st</sup> FG%	10-26	38.5%
3PT%	1-10	10.0%
FT%	3-4	75%
2 <sup>nd</sup> FG%	12-25	48.0%
3PT%	6-12	50.0%
FT%	4-7	57.1%
GM FG%	22-51	43.1%
3PT%	7-22	31.8%
FT%	7-11	63.6%

Dead Ball Rebounds: 4, 0

NO. Name	Min	FG		3P		FT		Rebounds		Fouls		TP	AS	TO	ST	Blocks		+/-
		M-A	M-A	M-A	M-A	OR	DR	OR	DR	PF	FD					BS	BA	
11 Sammy Hunter	F 27:09	4-14	3-11	2-2	1	0	1	0	1	13	0	0	0	1	0	0	0	-6
25 Enrique Freeman	F 34:00	1-6	0-0	1-4	5	5	10	1	6	3	2	1	0	1	1	1	-11	
2 Greg Tribble	G 29:44	0-3	0-0	3-4	1	3	4	0	5	3	0	3	0	0	0	1	-8	
4 Trendon Hankerson	G 22:11	0-2	0-1	2-2	1	2	4	1	2	1	1	0	0	0	0	0	-8	
13 Xavier Castaneda	G 36:06	6-16	4-9	12-16	1	5	6	0	6	28	4	3	1	0	0	0	-3	
1 Garvin Clarke	17:03	1-6	0-3	0-0	1	0	1	1	2	1	1	1	0	0	0	0	-20	
34 Nate Johnson	20:20	0-2	0-0	0-0	5	2	7	0	0	0	0	0	0	2	0	1	-10	
0 Amani Lyles	02:34	1-2	0-0	0-0	0	0	0	0	0	0	0	0	0	0	0	0	-9	
5 Tavari Johnson	10:53	1-3	1-1	2-2	0	0	0	0	3	1	5	0	2	2	0	0	0	
Team					4	1	5	0	0	0	0	1					0	
Totals	14:54	8-25	22-30	19	17	36	14	21	58	8	14	4	1	3	1	0	-15	

Technical Fouls: Hankerson 1<sup>st</sup>10:04

Shooting By Period

1 <sup>st</sup> FG%	9-29	31.0%
3PT%	5-16	31.3%
FT%	12-15	80%
2 <sup>nd</sup> FG%	5-25	20.0%
3PT%	3-9	33.3%
FT%	10-15	66.7%
GM FG%	14-54	25.9%
3PT%	8-25	32.0%
FT%	22-30	73.3%

Dead Ball Rebounds: 6, 1

Shooting By Period

1 <sup>st</sup> FG%	7-27	25.9%
3PT%	1-8	12.5%
FT%	5-6	83.3%
2 <sup>nd</sup> FG%	14-30	46.7%
3PT%	8-13	61.5%
FT%	6-7	85.7%
GM FG%	21-57	36.8%
3PT%	9-21	42.9%
FT%	11-13	84.6%

Dead Ball Rebounds: 1, 0

LSU	AKR	Points from		Period by Period Scoring			
		Turnovers	13	14	1st	2nd	TOT
Biggest lead	15 (2 <sup>nd</sup> 2:19)	8 (1 <sup>st</sup> 4:21)	34	22	33	40	73
Best Scoring Run	6 (1 <sup>st</sup> 14:25)	8 (1 <sup>st</sup> 7:53)	8	9	33	40	73
Lead Changes	6	8	9	33	40	73	
Times Tied	5	4	2	AKR	35	23	58
Time with Lead	25:58	09:54	12	9			

AKR	NEV	Points from		Period by Period Scoring				
		Turnovers	13	12	1st	2nd	TOT	
Biggest lead	8 (1 <sup>st</sup> 2:20)	7 (1 <sup>st</sup> 16:10)	24	18	24	34	58	
Best Scoring Run	7 (1 <sup>st</sup> 11:02)	8 (2 <sup>nd</sup> 16:37)	8	6	AKR	24	34	58
Lead Changes	6	8	6	AKR	24	34	58	
Times Tied	4	10	5	NEV	20	42	62	
Time with Lead	26:10	10:37	23	5				

Technical Fouls: Hankerson 1<sup>st</sup>10:04

Technical Fouls: NONE



Official Basketball Box Score - Final  
**Akron at Marshall**  
 11/30/22 Gam Henderson Center, Huntington  
 2022-23 Men's Basketball

Game Time: 7:30 PM  
 Game Duration: 1:43  
 Attendance: 4,012



Official Basketball Box Score - Final  
**Muskingum at Akron**  
 12/04/22 James A. Rhodes Arena, Akron, Ohio  
 2022-23 Men's Basketball

Game Time: 2:00 PM  
 Game Duration: 1:46  
 Attendance: 1,466

Officials: Doug Shows, Josue Neves, Landon Brandy

Officials: Bill El, Austin Jones, Mirkah Milton

NO. Name	Min	FG		3P		FT		Rebounds		Fouls		TP	AS	TO	ST	Blocks		+/-
		M-A	M-A	M-A	M-A	OR	DR	OR	DR	PF	FD					BS	BA	
25 Enrique Freeman	F 28:17	4-12	0-0	2-4	4	10	4	2	10	2	2	1	0	0	0	0	0	-24
2 Greg Tribble	G 19:24	2-4	0-0	1-2	1	3	5	0	0	0	0	0	0	0	2	13	-13	
4 Trendon Hankerson	G 33:57	5-11	1-6	0-0	1	3	4	0	11	2	3	2	0	0	1	-7		
13 Xavier Castaneda	G 29:41	1-13	1-9	1-4	1	4	5	2	8	4	3	1	0	0	0	-6		
34 Nate Johnson	G 23:59	0-4	0-1	0-0	2	3	5	1	0	0	0	2	0	0	0	-21		
1 Garvin Clarke	11:23	1-3	0-0	0-0	2	2	1	0	2	0	0	0	0	0	0	-15		
5 Tavari Johnson	27:19	7-13	2-5	0-0	2	2	4	1	16	4	1	1	0	0	0	8		
11 Sammy Hunter	17:52	4-10	1-3	0-1	1	5	6	1	9	1	0	0	0	0	1	4		
3 Kobe Mitchell	06:08	0-0	0-0	0-0	1	1	0	0	0	0	0	0	0	0	0	5		
0 Amani Lyles	02:00	0-1	0-0	0-0	0	1	1	0	0	0	0	0	0	0	0	-2		
Team					1	0	1	0	0	0	0	0				0		
Totals	24:71	5-25	4-11	15	30	45	15	13	57	12	10	5	0	9	-11			

Technical Fouls: NONE

Shooting By Period

1 <sup>st</sup> FG%	10-33	30.3%
3PT%	2-10	20.0%
FT%	3-4	75%
2 <sup>nd</sup> FG%	14-38	36.8%
3PT%	3-15	20.0%
FT%	1-7	



Official Basketball Box Score - Final  
**Jackson St. at Akron**  
12/11/22 James A. Rhodes Arena, Akron  
2022-23 Men's Basketball

Game Time: 2:00 PM  
Game Duration: 1:56  
Attendance: 1,385



Official Basketball Box Score - Final  
**Wright St. at Akron**  
12/11/22 James A. Rhodes Arena, Akron  
2022-23 Men's Basketball

Game Time: 7:00 PM  
Game Duration: 1:48  
Attendance: 1,398

Officials: Bill Ek, Frank Spencer, Scott Vivia

**Jackson St. - 72**

Record: 1-8

Box score table for Jackson St. vs Akron (72-80). Columns: NO., Name, Min, FG, 3P, FT, Rebounds, Fouls, TP, AS, TO, ST, Blocks, +/-.

Technical Fouls: NONE

Shooting By Period: 1st FG% 13-30 43.3%, 2nd FG% 19-33 57.6%, 3PT% 3-5 60.0%, FT% 5-7 71.4%

Dead Ball Rebounds: 1, 0

**Wright St. - 54**

Record: 5-6

Box score table for Wright St. vs Akron (54-72). Columns: NO., Name, Min, FG, 3P, FT, Rebounds, Fouls, TP, AS, TO, ST, Blocks, +/-.

Technical Fouls: NONE

Shooting By Period: 1st FG% 12-31 38.7%, 2nd FG% 11-32 34.4%, 3PT% 1-6 16.7%, FT% 1-3 33.3%

Dead Ball Rebounds: 1, 0

**Akron - 85**

Record: 5-4

Box score table for Akron vs Jackson St. (85-72). Columns: NO., Name, Min, FG, 3P, FT, Rebounds, Fouls, TP, AS, TO, ST, Blocks, +/-.

Technical Fouls: NONE

Shooting By Period: 1st FG% 18-28 64.3%, 2nd FG% 10-24 41.7%, 3PT% 3-14 21.4%, FT% 9-9 88.9%

Dead Ball Rebounds: 2, 0

**Akron - 66**

Record: 6-4

Box score table for Akron vs Wright St. (66-54). Columns: NO., Name, Min, FG, 3P, FT, Rebounds, Fouls, TP, AS, TO, ST, Blocks, +/-.

Technical Fouls: NONE

Shooting By Period: 1st FG% 11-34 32.4%, 2nd FG% 14-28 50.0%, 3PT% 1-2 50%, FT% 1-2 50%

Dead Ball Rebounds: 2, 0

Summary table: Biggest lead, Best Scoring Run, Lead Changes, Times Tied, Time with Lead.

Period by Period Scoring: Turnovers, Paint, Second Chance, Fast Breaks, Bench.

Points from Turnovers: JSU, Akron

Period by Period Scoring: JSU, Akron

Summary table: Biggest lead, Best Scoring Run, Lead Changes, Times Tied, Time with Lead.

Period by Period Scoring: Turnovers, Paint, Second Chance, Fast Breaks, Bench.

Points from Turnovers: WSU, Akron

Period by Period Scoring: WSU, Akron



Official Basketball Box Score - Final  
**Maine at Akron**  
12/19/22 James A. Rhodes Arena, Akron  
2022-23 Men's Basketball

Game Time: 7:00 PM  
Game Duration: 2:03  
Attendance: 1,424



Official Basketball Box Score - Final  
**Akron at Bradley**  
12/22/22 Carter Arena, Peoria  
2022-23 Men's Basketball

Game Time: 6:00 PM  
Game Duration: 1:48  
Attendance: 3,530

Officials: John St. Claire, Tyler Kumpst, Steve Horacki

**Maine - 55**

Record: 6-5

Box score table for Maine vs Akron (55-87). Columns: NO., Name, Min, FG, 3P, FT, Rebounds, Fouls, TP, AS, TO, ST, Blocks, +/-.

Technical Fouls: Turgut 1\*8:57

Shooting By Period: 1st FG% 9-25 36.0%, 2nd FG% 16-27 59.3%, 3PT% 5-11 45.5%, FT% 5-9 55.6%

Dead Ball Rebounds: 3, 2

**Akron - 87**

Record: 7-5

Box score table for Akron vs Bradley (87-74). Columns: NO., Name, Min, FG, 3P, FT, Rebounds, Fouls, TP, AS, TO, ST, Blocks, +/-.

Technical Fouls: NONE

Shooting By Period: 1st FG% 6-29 20.7%, 2nd FG% 10-28 35.7%, 3PT% 5-11 45.5%, FT% 11-13 84.6%

Dead Ball Rebounds: 2, 0

**Akron - 87**

Record: 7-4

Box score table for Akron vs Maine (87-55). Columns: NO., Name, Min, FG, 3P, FT, Rebounds, Fouls, TP, AS, TO, ST, Blocks, +/-.

Technical Fouls: NONE

Shooting By Period: 1st FG% 15-30 50.0%, 2nd FG% 16-27 59.3%, 3PT% 5-10 50.0%, FT% 6-8 75%

Dead Ball Rebounds: 2, 0

**Bradley - 74**

Record: 8-4

Box score table for Bradley vs Akron (74-87). Columns: NO., Name, Min, FG, 3P, FT, Rebounds, Fouls, TP, AS, TO, ST, Blocks, +/-.

Technical Fouls: NONE

Shooting By Period: 1st FG% 14-35 40.0%, 2nd FG% 13-29 44.8%, 3PT% 6-15 40.0%, FT% 6-8 75%

Dead Ball Rebounds: 1, 0

Summary table: Biggest lead, Best Scoring Run, Lead Changes, Times Tied, Time with Lead.

Period by Period Scoring: Turnovers, Paint, Second Chance, Fast Breaks, Bench.

Points from Turnovers: Maine, Akron

Period by Period Scoring: Maine, Akron

Summary table: Biggest lead, Best Scoring Run, Lead Changes, Times Tied, Time with Lead.

Period by Period Scoring: Turnovers, Paint, Second Chance, Fast Breaks, Bench.

Points from Turnovers: AKRON, BRAD

Period by Period Scoring: AKRON, BRAD





**Concord at Akron**  
2/20/23 James A. Rhodes Arena, Akron  
2022-23 Men's Basketball

Game Time: 7:00 PM  
Game Duration: 2:10  
Attendance: 1,550



**NIU at Akron**  
01/23/23 James A. Rhodes Arena, Akron, Ohio  
2022-23 Men's Basketball

Game Time: 7:00 PM  
Game Duration: 2:08

Officials: Tim Stewart, Michael Griffith, Tony Meeks

Officials: Rob Kueneman, Alfred Smith, Tim Stewart

Record: 7-4

NO.	Name	Min	FG			3P			FT			Rebounds			Fouls		TP	AS	TO	ST	Blocks			+/-
			M	A	%	M	A	%	M	A	%	OR	DR	TOT	PF	FD					BS	BA	BB	
5	Da'Von Moore	09:01	0-1	0-0	0.0	1-1	2-2	4-4	0-0	0-0	0-0	0-0	0-0	0-0	0-0	0	0	0	0	0	0	0	0	-8
14	Lual Rahama	29:43	9-18	2-5	11.1	0-4	4-3	2-2	21-0	3-0	0-0	0-0	0-0	0-0	0	0	0	0	0	0	0	0	-31	
1	Jevon Laidler	G 29:08	1-5	0-1	0.2	1-3	4-0	0-3	2-2	2-2	1-1	1-1	1-1	-27										
3	Ethan Heller	G 19:11	3-6	0-1	0.0	0-1	1-2	0-0	6-0	1-1	0-0	0-0	0-0	-20										
4	Jordan Wooden	G 28:14	3-9	0-3	0.0	1-2	3-4	1-1	6-2	2-1	1-1	1-1	0-0	-23										
13	JJ Harper	25:46	3-9	0-2	0.0	2-2	4-4	2-2	9-1	5-2	2-0	0-0	0-0	-13										
22	Rene Diop	16:46	0-0	0-0	0.0	2-2	4-4	2-2	1-0	3-0	0-0	0-0	-5											
24	Amare Smith	23:08	2-5	1-2	2.0	1-1	3-4	3-4	7-0	2-1	0-1	0-1	-15											
15	Ayden Ince	07:07	0-2	0-1	0.0	0-0	0-0	0-0	0-0	0-0	0-0	0-0	8											
2	Jaguar Jackson	02:59	0-0	0-0	0.0	0-0	0-0	0-1	2-0	0-0	0-0	0-0	1											
10	Cade Fix	02:59	0-1	0-0	0.0	0-0	0-0	0-0	0-0	0-0	0-0	0-0	1											
11	Theo Blackett	02:59	0-1	0-0	0.0	1-2	2-0	0-0	2-0	0-0	0-0	0-0	1											
32	Jake Hamilton	02:59	2-2	1-1	0.0	0-0	0-0	0-0	5-0	0-0	0-0	0-0	1											
Team						1	5	6	0	0	1													
Totals		23:59	4-17	8-11	8-11	8	27	35	22	14	58	8	18	6	2	2	2	-26						

Shooting By Period

1st FG% 10-24 41.7%

3PT% 0-6 0.0%

FT% 3-6 50%

2nd FG% 13-35 37.1%

3PT% 4-11 36.4%

FT% 5-5 100%

GM FG% 23-59 39.0%

3PT% 4-17 23.5%

FT% 8-11 72.7%

Dead Ball Rebounds: 4, 0

Record: 4-10 (0-1)

NO.	Name	Min	FG			3P			FT			Rebounds			Fouls		TP	AS	TO	ST	Blocks			+/-
			M	A	%	M	A	%	M	A	%	OR	DR	TOT	PF	FD					BS	BA	BB	
23	Havon Ibarguen	F 10:31	0-0	0-0	0.0	0-0	0-0	0-0	0-0	0-0	0-0	0-0	0-0	0-0	0	0	0	0	0	0	0	0	0	-7
50	Anthony Cump	F 21:09	3-3	0-0	0.0	1-1	2-2	3-4	7-0	0-3	0-0	2-2	0-0	19										
0	Keshawn Williams	G 33:17	4-17	0-4	2.3	2-2	4-4	2-2	10-0	3-1	0-0	2-0	-20											
2	Zarique Nutter	G 29:08	5-12	1-3	0-1	1-8	9-12	11-11	2-0	0-0	0-0	0-0	-20											
11	David Colt	G 23:44	0-5	0-3	0.0	0-0	1-1	3-5	6-1	2-1	0-1	0-0	-27											
3	Kaleb Thornton	28:37	1-4	1-2	2.2	1-3	4-4	2-3	4-1	2-0	1-1	0-0	-3											
24	Darweshi Hunter	25:57	2-5	0-2	0.0	2-2	2-2	2-2	6-1	0-1	0-1	0-0	-16											
14	Yanic Konan Niederhauser	13:16	2-4	0-1	0.0	0-0	0-0	3-0	4-1	2-0	1-0	0-0	-5											
41	Armandas Plintauskas	07:25	0-0	0-0	0.0	0-0	1-1	0-0	0-0	0-0	0-0	0-0	-4											
4	Oluwasegun Durosinski	06:44	1-1	0-0	0.0	3-0	3-5	0-0	2-0	0-0	0-0	0-0	-3											
5	Xavier Amos	09:16	0-0	0-0	0.0	0-0	0-0	0-0	0-0	0-0	0-0	0-0	0											
1	Taku Youngblood	00:12	0-0	0-0	0.0	0-0	0-0	0-0	0-0	0-0	0-0	0-0	-1											
Team						1	2	3	0	0	2													
Totals		18-51	2-15	13-18	11-20	31	25	19	51	5	19	4	4	4	-25									

Shooting By Period

1st FG% 11-25 44.0%

3PT% 2-8 25.0%

FT% 2-4 50%

2nd FG% 7-26 26.9%

3PT% 0-7 0.0%

FT% 11-14 78.6%

GM FG% 18-51 35.3%

3PT% 2-15 13.3%

FT% 13-18 72.2%

Dead Ball Rebounds: 2, 0

Record: 8-5

Technical Fouls: Coach 2nd 5, 01

NO.	Name	Min	FG			3P			FT			Rebounds			Fouls		TP	AS	TO	ST	Blocks			+/-	
			M	A	%	M	A	%	M	A	%	OR	DR	TOT	PF	FD					BS	BA	BB		
25	Enrique Freeman	F 24:11	7-8	0-0	4.10	3-7	10-10	3-8	18-2	2-0	2-1	0-0	0-0	15											
2	Greg Tribble	G 29:39	1-5	0-0	0.0	1-1	2-2	0-4	7-3	0-0	0-0	0-0	0-0	19											
4	Trendon Hankerson	G 31:41	6-12	6-10	0.0	1-7	8-8	1-1	18-6	1-1	0-0	0-0	20												
5	Tavari Johnson	G 31:48	2-6	1-3	3.2	0-2	2-2	2-2	6-5	4-1	0-0	0-0	18												
13	Xavier Castaneda	G 31:46	3-12	3-9	3.9	1-4	5-0	4-4	17-3	0-0	1-0	0-0	23												
3	Kobe Mitchell	14:15	0-2	0-2	0.0	0-1	1-1	0-0	0-0	0-0	0-0	0-0	6												
11	Sammy Hunter	18:08	2-5	0-3	0.0	3-6	4-4	0-0	4-0	0-0	0-0	0-0	24												
34	Nate Johnson	15:48	4-6	1-2	0.0	0-1	1-0	0-0	9-0	1-1	4-0	0-0	13												
0	Amani Lyles	06:36	0-0	0-0	0.0	0-0	0-0	1-1	0-0	0-0	0-0	0-0	8												
20	Evan Wilson	04:09	1-1	1-1	0.0	0-0	0-0	1-0	3-1	1-0	0-0	0-0	1												
12	Pat Mayfield	02:59	1-2	0-1	0.0	0-0	0-0	2-0	2-0	0-0	0-0	0-0	1												
Team						0	1	1	0	0	0														
Totals		27:59	12-31	18-28	9-30	39	14	21	84	21	10	7	2	26											

Shooting By Period

1st FG% 9-29 31.0%

3PT% 3-15 20.0%

FT% 10-14 71.4%

2nd FG% 18-30 60.0%

3PT% 9-16 56.3%

FT% 9-14 64.3%

GM FG% 27-59 45.8%

3PT% 12-31 38.7%

FT% 18-28 64.3%

Dead Ball Rebounds: 6, 0

Record: 9-5 (1-0)

Technical Fouls: Coach 2nd 13, 18

NO.	Name	Min	FG			3P			FT			Rebounds			Fouls		TP	AS	TO	ST	Blocks			+/-	
			M	A	%	M	A	%	M	A	%	OR	DR	TOT	PF	FD					BS	BA	BB		
11	Sammy Hunter	F 13:59	1-5	1-5	0.0	0-1	1-1	2-3	3-0	0-1	0-0	0-0	0-0	5											
25	Enrique Freeman	F 30:31	10-18	0-0	7.10	4-11	15-11	11-27	2-2	3-0	0-0	2-0	24												
2	Greg Tribble	G 30:22	5-6	0-0	6.6	1-1	2-4	5-16	2-2	2-3	0-0	3-0	20												
4	Trendon Hankerson	G 32:47	1-8	1-7	0.0	1-5	6-2	2-3	4-4	1-0	2-0	0-0	34												
5	Tavari Johnson	G 29:17	3-9	1-3	1.2	1-0	1-4	0-4	8-0	4-0	1-1	0-0	15												
3	Kobe Mitchell	19:47	1-2	1-2	2.2	0-2	2-2	2-5	3-0	0-0	0-0	0-0	14												
34	Nate Johnson	29:53	3-6	1-2	1.2	1-1	2-1	2-8	0-0	0-0	0-0	0-0	22												
0	Amani Lyles	07:39	1-1	0-0	1.1	0-0	1-1	3-6	3-0	1-1	0-0	0-0	11												
20	Evan Wilson	02:20	1-1	1-1	0.0	0-0	0-0	0-0	3-0	0-0	0-0	0-0	2												
12	Pat Mayfield	01:58	0-1	0-0	0.0	0-0	1-1	0-0	0-0	0-0	0-0	0-0	1												
Team						4	2	6	0	0	0														
Totals		26:57	6-20	18-23</																					



## 2022-23 Akron Men's Basketball Combined Team Statistics All games

Page 1/1  
as of Jan 14, 2023

### Game Records

Record	Overall	Home	Away	Neutral
ALL GAMES	11-6	9-0	1-3	1-3
CONFERENCE	3-1	2-0	1-1	0-0
NON-CONFERENCE	8-5	7-0	0-2	1-3

### Score by Periods

Team	1st	2nd	OT	TOT
Akron	569	639	11	1219
Opponents	492	570	10	1072

### Team Box Score

No.	Player				Total			3-Point		F-Throw		Rebounds								PTS	AVG	
		GP-GS	MIN	AVG	FG-FGA	FG%	3FG-3FGA	3FG%	FT-FTA	FT%	OFF	DEF	TOT	AVG	PF	DQ	A	TO	BLK			STL
13	CASTANEDA, Xavier	15-15	486:22	32.4	75-189	.397	48-121	.397	95-116	.819	9	57	66	4.4	13	0	49	28	1	16	293	19.5
25	FREEMAN, Enrique	17-17	507:26	29.8	99-170	.582	0-2	.000	58-91	.637	59	125	184	10.8	36	0	35	39	17	14	256	15.1
4	HANKERSON, Trendon	17-17	548:53	32.3	50-132	.379	37-96	.385	18-24	.750	7	69	76	4.5	32	0	34	23	7	14	155	9.1
11	HUNTER, Sammy	17-9	327:33	19.3	45-123	.366	21-79	.266	7-11	.636	19	30	49	2.9	25	1	9	8	2	3	118	6.9
2	TRIBBLE, Greg	17-17	468:37	27.6	43-106	.406	1-10	.100	31-44	.705	15	37	52	3.1	41	1	31	20	2	16	118	6.9
5	JOHNSON, Tavari	16-9	318:40	19.9	44-101	.436	16-44	.364	6-10	.600	6	35	41	2.6	27	0	36	35	3	15	110	6.9
34	JOHNSON, Nate	17-1	320:47	18.9	26-57	.456	9-22	.409	7-10	.700	15	34	49	2.9	29	1	10	16	1	13	68	4.0
3	MITCHELL, Kobe	13-0	174:11	13.4	9-31	.290	7-28	.250	4-4	1.000	2	11	13	1.0	14	0	5	5	1	7	29	2.2
1	CLARKE, Garvin	9-0	146:18	16.3	7-30	.233	2-17	.118	4-7	.571	9	12	21	2.3	12	0	8	11	2	4	20	2.2
0	LYLES, Amani	16-0	83:57	5.2	12-26	.462	0-1	.000	11-17	.647	14	6	20	1.3	25	1	3	8	5	7	35	2.2
20	WILSON, Evan	7-0	25:36	3.7	4-9	.444	4-8	.500	0-2	.000	0	1	1	0.1	4	0	3	2	0	2	12	1.7
12	MAYFIELD, Pat	6-0	16:41	2.8	2-6	.333	0-3	.000	1-2	.500	0	7	7	1.2	1	0	0	0	1	2	5	0.8
Team											30	30	60				6					
<b>Total</b>		<b>17</b>	<b>3425</b>		<b>416-980</b>	<b>.424</b>	<b>145-431</b>	<b>.336</b>	<b>242-338</b>	<b>.716</b>	<b>185</b>	<b>454</b>	<b>639</b>	<b>37.6</b>	<b>259</b>	<b>4</b>	<b>223</b>	<b>201</b>	<b>42</b>	<b>113</b>	<b>1219</b>	<b>71.7</b>
<b>Opponents</b>		<b>17</b>	<b>3425</b>		<b>400-968</b>	<b>.413</b>	<b>107-321</b>	<b>.333</b>	<b>165-233</b>	<b>.708</b>	<b>145</b>	<b>416</b>	<b>561</b>	<b>33.0</b>	<b>309</b>	<b>6</b>	<b>192</b>	<b>222</b>	<b>58</b>	<b>106</b>	<b>1072</b>	<b>63.1</b>

### Team Statistics

	UA	OPP
<b>Scoring</b>	<b>1219</b>	<b>1072</b>
Points per game	71.7	63.1
Scoring margin	+8.6	-
<b>Field goals-att</b>	<b>416-980</b>	<b>400-968</b>
Field goal pct	.424	.413
<b>3 point fg-att</b>	<b>145-431</b>	<b>107-321</b>
3-point FG pct	.336	.333
3-pt FG made per game	8.5	6.3
<b>Free throws-att</b>	<b>242-338</b>	<b>165-233</b>
Free throw pct	.716	.708
F-Throws made per game	14.2	9.7
<b>Rebounds</b>	<b>639</b>	<b>561</b>
Rebounds per game	37.6	33.0
Rebounding margin	+4.6	-
<b>Assists</b>	<b>223</b>	<b>192</b>
Assists per game	13.1	11.3
<b>Turnovers</b>	<b>201</b>	<b>222</b>
Turnovers per game	11.8	13.1
Turnover margin	+1.2	-
Assist/turnover ratio	1.1	0.9
<b>Steals</b>	<b>113</b>	<b>106</b>
Steals per game	6.6	6.2
<b>Blocks</b>	<b>42</b>	<b>58</b>
Blocks per game	2.5	3.4
<b>Winning streak</b>	<b>2</b>	<b>-</b>
Home win streak	9	-
<b>Attendance</b>	<b>13316</b>	<b>12862</b>
Home games-Avg/Game	9-1480	4-3216
Neutral site-Avg/Game	-	4-1603

### Team Results

Date	Opponent		Score	Att.
11/07/2022	South Dakota St.	Wot	81-80	2157
11/11/2022	vs Mississippi St.	L	54-73	5213
11/15/2022	Morgan St.	W	65-59	1759
11/21/2022	vs Western Ky.	W	72-53	0
11/22/2022	vs LSU	L	58-73	1200
11/23/2022	vs Nevada	L	58-62	0
11/30/2022	at Marshall	L	57-68	4012
12/04/2022	Muskingum	W	80-33	1466
12/11/2022	Jackson St.	W	85-72	1385
12/14/2022	Wright St.	W	66-54	1398
12/19/2022	Maine	W	87-55	1424
12/22/2022	at Bradley	L	55-74	3530
12/30/2022	Concord	W	84-58	1550
01/03/2023	NIU	W	76-51	0
01/06/2023	at Ball St.	L	63-70	3476
01/10/2023	at Bowling Green	W	74-70	1844
01/13/2023	Eastern Mich.	W	104-67	2177



**2022-23 Akron Men's Basketball  
Combined Team Statistics  
In Conference games**

**Game Records**

Record	Overall	Home	Away	Neutral
ALL GAMES	3-1	2-0	1-1	0-0
CONFERENCE	3-1	2-0	1-1	0-0
NON-CONFERENCE	0-0	0-0	0-0	0-0

**Score by Periods**

Team	1st	2nd	OT	TOT
Akron	141	176	0	317
Opponents	118	140	0	258

**Team Box Score**

No.	Player	Total			3-Point			F-Throw		Rebounds				PF DQ A TO BLK STL PTS				AVG				
		GP-GS	MIN	AVG	FG-FGA	FG%	3FG-3FGA	3FG%	FT-FTA	FT%	OFF	DEF	TOT	AVG	PF	DQ	A		TO	BLK	STL	PTS
25	FREEMAN, Enrique	4-4	118:07	29.5	30-49	.612	0-1	.000	31-37	.838	15	39	54	13.5	9	0	5	10	4	5	91	22.8
13	CASTANEDA, Xavier	2-2	63:40	31.8	11-28	.393	5-17	.294	12-13	.923	1	6	7	3.5	1	0	10	4	0	2	39	19.5
2	TRIBBLE, Greg	4-4	118:31	29.6	14-28	.500	0-1	.000	16-20	.800	3	9	12	3.0	9	0	6	4	0	5	44	11.0
11	HUNTER, Sammy	4-3	82:40	20.7	14-24	.583	9-19	.474	1-2	.500	7	4	11	2.8	9	1	1	4	1	2	38	9.5
4	HANKERSON, Trendon	4-4	133:36	33.4	9-32	.281	8-26	.308	5-6	.833	1	16	17	4.3	8	0	10	6	3	2	31	7.8
5	JOHNSON, Tavari	4-3	92:38	23.2	10-29	.345	3-12	.250	1-2	.500	1	10	11	2.8	11	0	10	11	1	1	24	6.0
34	JOHNSON, Nate	4-0	76:20	19.1	7-14	.500	1-4	.250	5-6	.833	3	9	12	3.0	12	1	4	1	0	0	20	5.0
0	LYLES, Amani	4-0	22:48	5.7	5-11	.455	0-1	.000	5-5	1.000	2	1	3	0.8	12	1	1	2	1	3	15	3.8
20	WILSON, Evan	2-0	08:43	4.4	2-3	.667	2-3	.667	0-0	.000	0	0	0	0.0	0	0	0	0	0	0	6	3.0
3	MITCHELL, Kobe	4-0	67:56	17.0	2-11	.182	2-10	.200	2-2	1.000	0	4	4	1.0	3	0	3	1	0	1	8	2.0
12	MAYFIELD, Pat	2-0	06:46	3.4	0-2	.000	0-1	.000	1-2	.500	0	3	3	1.5	1	0	0	0	1	1	1	0.5
1	CLARKE, Garvin	1-0	08:15	8.3	0-0	.000	0-0	.000	0-0	.000	0	1	1	1.0	0	0	0	1	0	0	0	0.0
Team											8	6	14				2					
<b>Total</b>		<b>4</b>	<b>800</b>		<b>104-231</b>	<b>.450</b>	<b>30-95</b>	<b>.316</b>	<b>79-95</b>	<b>.832</b>	<b>41</b>	<b>108</b>	<b>149</b>	<b>37.3</b>	<b>75</b>	<b>3</b>	<b>50</b>	<b>46</b>	<b>11</b>	<b>22</b>	<b>317</b>	<b>79.3</b>
<b>Opponents</b>		<b>4</b>	<b>800</b>		<b>87-219</b>	<b>.397</b>	<b>20-73</b>	<b>.274</b>	<b>64-85</b>	<b>.753</b>	<b>33</b>	<b>92</b>	<b>125</b>	<b>31.3</b>	<b>79</b>	<b>3</b>	<b>33</b>	<b>52</b>	<b>14</b>	<b>23</b>	<b>258</b>	<b>64.5</b>

**Team Statistics**

	UA	OPP
<b>Scoring</b>	<b>317</b>	<b>258</b>
Points per game	79.3	64.5
Scoring margin	+14.8	-
<b>Field goals-att</b>	<b>104-231</b>	<b>87-219</b>
Field goal pct	.450	.397
<b>3 point fg-att</b>	<b>30-95</b>	<b>20-73</b>
3-point FG pct	.316	.274
3-pt FG made per game	7.5	5.0
<b>Free throws-att</b>	<b>79-95</b>	<b>64-85</b>
Free throw pct	.832	.753
F-Throws made per game	19.8	16.0
<b>Rebounds</b>	<b>149</b>	<b>125</b>
Rebounds per game	37.3	31.3
Rebounding margin	+6.0	-
<b>Assists</b>	<b>50</b>	<b>33</b>
Assists per game	12.5	8.3
<b>Turnovers</b>	<b>46</b>	<b>52</b>
Turnovers per game	11.5	13.0
Turnover margin	+1.5	-
Assist/turnover ratio	1.1	0.6
<b>Steals</b>	<b>22</b>	<b>23</b>
Steals per game	5.5	5.8
<b>Blocks</b>	<b>11</b>	<b>14</b>
Blocks per game	2.8	3.5
<b>Winning streak</b>	<b>2</b>	<b>-</b>
Home win streak	2	-
<b>Attendance</b>	<b>2177</b>	<b>5320</b>
Home games-Avg/Game	2-1089	2-2660
Neutral site-Avg/Game	-	0-0

**Team Results**

Date	Opponent		Score	Att.
01/03/2023	NIU	W	76-51	0
01/06/2023	at Ball St.	L	63-70	3476
01/10/2023	at Bowling Green	W	74-70	1844
01/13/2023	Eastern Mich.	W	104-67	2177