

# AKRON BASKETBALL

Game 20 | vs Miami



122nd Season | MAC Tournament Champions: 2009, 2011, 2013, 2022 | MAC Regular-Season Champions: 2012, 2013, 2016, 2017, 2020

## 2022-23 BASKETBALL SCHEDULE

Date	Opponent	TV	Time
Nov. 7	<b>South Dakota State</b>	..... W	81-80 OT
Nov. 11	Mississippi State \$	..... L	73-54
Nov. 15	<b>Morgan State</b>	..... W	65-59
Nov. 21	Western Kentucky %	..... W	72-53
Nov. 22	LSU %	..... L	73-58
Nov. 23	Nevada %	..... L	62-58
Nov. 30	Marshall	..... L	68-57
Dec. 4	<b>Muskingum</b>	..... W	80-33
Dec. 11	<b>Jackson State</b>	..... W	85-72
Dec. 14	<b>Wright State</b>	..... W	66-54
Dec. 19	<b>Maine</b>	..... W	87-55
Dec. 22	Bradley	..... L	74-55
Dec. 30	<b>Concord</b>	..... W	84-58
Jan. 3	<b>Northern Illinois *</b>	..... W	76-51
Jan. 6	Ball State *	..... L	70-63
Jan. 10	Bowling Green *	..... W	74-70
Jan. 13	<b>Eastern Michigan *</b>	..... W	104-67
Jan. 17	Central Michigan *	..... W	69-51
Jan. 21	Western Michigan *	..... W	63-55
Jan. 24	<b>Miami *</b>	ESPN3/+ ..	7 PM
Jan. 28	<b>Ohio *</b>	ESPN3/+ ..	2 PM
Jan. 31	Buffalo *	WC.....	TBA
Feb. 4	<b>Kent State *</b>	WC.....	TBA
Feb. 7	<b>Toledo *</b>	ESPN3/+ ..	7 PM
Feb. 11	Ohio *	WC.....	TBA
Feb. 14	Eastern Michigan *	ESPN3/+ ..	7 PM
Feb. 18	<b>Buffalo *</b>	WC.....	TBA
Feb. 21	Toledo *	ESPN3/+ ..	7 PM
Feb. 25	<b>Western Michigan *</b>	ESPN3/+ ..	4 PM
Feb. 28	<b>Ball State *</b>	ESPN3/+ ..	7 PM
March 3	Kent State *	WC.....	TBA

Home games **BOLD** | All Game Times and Dates subject to change | WC - MAC 21-day Wildcard Game Selection | \* MAC game  
\$ Barstool Sports Invitational - Philadelphia, Pa.  
% Cayman Islands Classic - Grand Cayman Island

## Akron (13-6, 5-1) vs Miami (7-12, 1-5)

Tuesday, Jan 24 • Jame A. Rhodes Arena

Akron, Ohio • 7 PM • ESPN+



MIAMI HEAD COACH

**Travis Steele** (Butler '04)  
Overall Record: 77-62 (5th Season)  
Record at Miami: 7-12 (1st Season)  
MAC Record at Miami: 1-5 (1st Season)



AKRON ZIPS HEAD COACH

**John Groce** (Taylor '94)  
Career Record: 289-197 (15th Season)  
Record at Akron: 107-65 (6th Season)  
Overall MAC Record: 93-69 (at Ohio and Akron)

### ALL-TIME SERIES

Series Tied: 34-34  
Last Meeting: Akron 71, Miami 59  
First Meeting: Miami 45, Akron 14  
In Akron: 21-9, Neutral: 2-1, In Oxford: 12-24  
Groce vs. Miami 7-3 (13-6 Overall)  
at Millett Hall on Feb. 6, 2022  
in Oxford on Feb. 20, 1915

### BROADCAST

**TV/Video:** ESPN+ - **Michael Reghi** (PxP) and **Jeff Phelps** (Analyst)  
**Radio:** Akron Sports Network - **Dave Skoczen** (PxP), **Joe Dunn** (Analyst)-WHLO 640 AM (iHeart Radio)  
**Live Stats:** GoZips.com/Schedule - Live Stats

### QUICK HITS

- Akron is one of two teams in the MAC to play 5 Top 100 NET teams in non-conference play this season: Buffalo (6), Akron (5), Miami (4), Eastern Michigan (3), Northern Illinois (3), Ohio (3), Kent State (3), Toledo (3), Western Michigan (3), Central Michigan (2), Ball State (0), Bowling Green (0).
- Akron is 13-6 this season with all six losses coming from opponents in the Top 100 NET rankings with a total win-loss record of 57-14 before conference play: 76 LSU (12-1), 37 Mississippi State (11-2), 55 Nevada (12-3), 66 Marshall (12-3) and 62 Bradley (10-5). Zips fell to 100 Ball State (8-7)
- The Zips are undefeated at James A. Rhodes Arena this season and riding a 11-game home court winning streak dating back to the 2021-22 season. The Zips last setback came from NIU (66-63) on Feb. 17, 2022. Akron is 9-0 at the JAR this year defeating, South Dakota State, Morgan State, Muskingum, Jackson State, Wright State, Maine, Concord, Northern Illinois and Eastern Michigan.

- Freeman and Castaneda rank in the NCAA Top 60 in six categories  
**Freeman:** 8th REBS/G (10.7), 14th Double-Doubles (9), 10th REBS (204), 13th DREB/G (7.32), 25th OREB/G (3.42), 41st FG% (57.5), 1 of 14 to avg dbl-dbl, 1 of 16 avg. dbl digit rbs  
**Castaneda:** 5th FTM (107), 19th 3PT FG/G (3.12), 15th FTA (132), 21st PPG (19.9), 63rd 3PT Made (53), 75th 3PT FG% (.376)

Akron	STAT BREAKDOWN	Miami
71.1	SCORING AVERAGE	74.6
+9.1	SCORING MARGIN	-0.5
.421	FG PERCENTAGE	.446
.327	3PT PERCENTAGE	.336
8.5	3PT FG MADE PER GAME	8.2
.715	FT PERCENTAGE	.788
37.2	REBOUND PER GAME	32.5
+3.5	REBOUNDING MARGIN	-1.9
12.9	ASSISTS PER GAME	13.8
11.3	TURNOVERS PER GAME	14.5
6.7	STEALS PER GAME	6.8
2.5	BLOCKS PER GAME	3.2

2022-23 AKRON BASKETBALL

**PROBABLE STARTERS**



## AKRON QUICK FACTS

Location ..... Akron, Ohio (44325)  
 Population ..... 200,000 (fifth largest in Ohio)  
 Founded ..... 1870 (as Buchtel College)  
 Enrollment ..... 20,500  
 Nickname ..... Zips  
 Colors ..... Blue (PMS 282) and Gold (PMS 7503)  
 Conference ..... Mid-American  
 President ..... Dr. Gary L. Miller  
 Director of Athletics ..... Charles Guthrie  
 Deputy AD ..... Markus Jennings  
 Sr Associate AD/SWA ..... Jackie Wallgren  
 Faculty Athletics Representative ... Dr. Matthew Juravich  
 Athletic Dept. Phone: ..... (330) 972-7080  
 Ticket Office Phone: ..... 1-888-99-AKRON

## JAMES A. RHODES ARENA

Capacity ..... 5,500  
 Opened ..... December 3, 1983  
 ..... W, 78-74 over Eastern Michigan  
 Seating ..... 2,096 arm-chair seating  
 ..... 3,404 bleacher-style seating  
 Record at Rhodes Arena.... 448-135 (.767) - 39 Seasons  
 Record under John Groce ..... 104-65 (6th Season)  
 Press Row Phone ..... (330) 374-8771

## PROGRAM HISTORY

Seasons of Basketball ..... 122nd  
 First Season of Basketball ..... 1901-02  
 Seasons of Division I Basketball ..... 42nd  
 First Season of Division I Basketball ..... 1980-81  
 All-Time Record ..... 1,683-1,067 (.611)  
 All-Time Division I Record ..... 723-547 (.564)  
 All-Time MAC Record ..... 292-238 (.543) 29 seasons  
 MAC Tournament Titles ..... 4 (2009, 2011, 2013, 2022)  
 MAC Regular Season Titles 5 (2012, 2013, 2016, 2017, 2020)  
 NCAA Tournament Appearances ..... 14  
 NCAA DI Tournament Appearances (Yrs) .5 (1986, 2009, 2011, 2013, 2022)  
 NIT Appearances (Yrs) 7 (1987, 1989, 2006, 2008, 2012, 2016, 2017)  
 CBI Appearances (Yrs) ..... 1 (2010)  
 CIT Appearances (Yrs) ..... 1 (2014)

## GoZips.com

Twitter ..... @ZipsMBB | @JohnGroce | @AkronZips  
 Facebook ..... Facebook.com/ZipsMBB | /AkronZips  
 Instagram ..... @ZipsMBB  
 YouTube ..... YouTube.com/ZipsAthletics

## ATHLETICS COMMUNICATIONS

**Brian Dennison** (Men's Basketball Contact)  
 Assistant Director for Communications  
 (330) 972-6292 office | (330) 962-0366 cell  
 bld2@uakron.edu

**Sean Palchick** (Women's Basketball Contact)  
 Associate Director of Athletics Communications  
 Office Phone: (330) 972-2677  
 Email: spalchick@uakron.edu

## WHAT'S AHEAD

Akron is back on the road in Kalamazoo, Mich. to play Western Michigan at Read Fieldhouse on Saturday, Jan. 21 at 2:30 p.m. Fans can follow the action on ESPN+ with Michael Reghi and Jeff Phelps on the call or listen to Akron Sports Radio Network on WHLO 640 AM with Dave Skoczen (PxP) and Joe Dunn (analyst). Live stats are also available on GoZips.com.

## THE AKRON-MIAMI SERIES

Tuesday's game marks the 69th meeting in series history between Akron and Miami, and 20th meeting for a Groce coached squad (13-6), 11th at Akron (7-3). The series is tied 34-34, and the Zips have won the last seven meetings, including a sweep in 2022 a 66-55 win at the JAR (Feb. 4) and a 71-59 win at Millet Hall two days later (Feb. 6). The Zips won the lone meeting in 2021 (83-76) in Oxford and the game in Akron was canceled. Akron swept the 2019-20 season, 75-65 and 81-60, and posted two victories in Akron in 2019, 70-58 regular season and 80-51 in the first round of the MAC Tournament. Akron dropped the first meeting in Oxford in 2019 (68-61). With the wins, Akron snapped Miami's four-game winning streak.

In 2016-17, the two teams split the season series with both squads winning on the road. Akron posted a 74-70 win in Oxford and, the RedHawks bounced back with a 79-75 victory at Rhodes Arena. The Zips' win marked the first win in Oxford since February 9, 2013.

Akron and Miami have met five times in the MAC Tournament with the series at 3-2 in Akron's favor. The Zips are 2-1 in Cleveland and 1-0 at home against the RedHawks. Akron dropped a first-round game in Oxford (69-56, 2001). Akron is 20-9 against the RedHawks in Akron, 11-24 on the road in the series, and 2-1 in neutral site competition.

## SCOUTING THE REDHAWKS

The Under the direction of first-year head coach Travis Steele, the Miami RedHawks have dropped the last three games, standing a 7-12 overall and 1-5 in league play. The RedHawks are 6-6 at home, 1-5 on the road and 0-1 in neutral site games this season.

The RedHawks average 74.6 points per game on 44.6 percent shooting from the floor and 33.6 percent effort from beyond the 3-point arc, draining 8.2 triples a game. In addition, Miami shoots 78.8 percent from the free throw line with 13.9 FT made per game.

Miami has three players scoring in double figures led by Mekhi Lairy 17.2 points per game, shooting 44.9 percent from the field with a team-best 34 made 3-pointers. He also leads the squad in assists (82) and steals (27). Morgan Safford adds 15.4 points and 6.1 rebounds per game to go along with 28 assists and 18 steals. Anderson Mirambeaux rounds out the double digit scoring with 13.4 points per game and secured a team-high 104 rebounds. He adds a team-best 17 blocked shots and second-rated 49 assists with 14 steals.

Defensively, Miami allows its opponents to score 75.1 points per game on 46.9 percent shooting from the floor and 35.9 percent from 3-point range, allowing 7.5 long distance strikes per night. The RedHawks caused 257 turnovers (13.5 to/g) with 130 steals (6.8 st/g). Miami is slightly outrebounded by the opponent by a -1.9 margin as the opponent grabbed 655 total boards (34.5 rebs/g) compared to the 618 total rebounds (32.5 rebs/g) secured.

## HOME SWEET HOME

The Zips own a 450-135 (.767) all-time record at Rhodes Arena. In the last 16 seasons, Akron has posted a 246-38 (.864) record at the JAR. Under coach Groce Akron is 71-13 (.825) at home. The Zips are 9-0 at home in 2022-23. Akron went 12-4 at Rhodes Arena in Groce's first year as head coach and followed with a 14-3 effort. The Zips went 15-2 at home in 2019-20 en route to the regular season MAC Championship. During COVID shortened season, Akron posted a 9-1 mark at the JAR (2020-21) and last season the Zips posted a 12-3 record. Groce became the third Akron coach since 1940 to win his first six home games in the first season as head coach. The Zips rattled off seven straight wins at the JAR before falling in the MAC home opener to Buffalo. The Zips set the all-time longest home winning streak record at Rhodes Arena with 30 consecutive wins during the 2015-17 seasons, replacing the 26-game run the Zips made during the 1985-87 seasons under head coach Bob Huggins. The streak ranked No. 2 in the NCAA.

## AKRON IN THE MAC

Akron is 45-17 over the last three seasons in MAC play, owning the highest winning percentage (.714) in the league. The Zips are 31-13 in the MAC under the new conference format without divisions (new in 2020-21). Akron is 83-23 (.795) at home in league play since the start of the 2011 MAC schedule. UA has seen a ton of success in league play since the start of the 2004-05 season, and is 214-99 overall (.681), including a 128-30 mark in MAC play at home (.822). The Zips' 214 wins are the most in the league during that stretch. The Zips have won 129 of their last 185 MAC games (.694).

## ON THE ROAD

Akron is 3-3 in true road games this season, snapping a three-game setback streak at Bowling Green (74-70) and following with wins at Central Michigan (69-51) and Western Michigan (63-55). Akron fell to Ball State (70-63), Marshall (68-57) and Bradley (74-55). The Zips are 1-3 in neutral site games this season. Akron finished 8-4 on the road in 2021-22, dropping the season opening game to Ohio State (67-66) as time expired and defeating Wright State by a decisive 18 points (66-48). The Zips second road setback came against Kent State (67-55) in the first installment of the 2021-22 Wagon Wheel series. Zips bounced back with 91-66 win



## 2022-23 AWARDS AND HONORS

### MAC Player of the Week

Enrique Freeman (Jan. 9)

### Cayman Islands Classic All-Tournament Team

Xavier Castaneda

## 2022-23 PRESEASON POLL

### MAC Men's Basketball Preseason Coaches Poll

1. Kent State (6) - 135 points
2. Toledo (4) - 131
3. Akron (2) - 127
4. Ball State -- 94
5. Ohio -- 91
6. Buffalo -- 82
7. Eastern Michigan -- 68
8. Western Michigan -- 66
9. Bowling Green -- 42
10. Central Michigan -- 38
11. Miami -- 36
12. Northern Illinois - 26

**MAC Tournament Champion:** Kent State (4), Toledo (3), Akron (2), Eastern Michigan (1), Western Michigan (1)

### Preseason All-MAC First Team

Enrique Freeman, F, Akron, Jr.  
Payton Sparks, C, Ball State, So.  
Sincere Carry, G, Kent State, R-Sr.  
JT Shumate, F, Toledo, Sr.  
Lamar Norman Jr., G, Western Michigan, Sr.

### Preseason All-MAC Second Team

Xavier Castaneda, G, Akron, Sr.  
Kevin Miller, G, Central Michigan, So.  
Emoni Bates, F, Eastern Michigan, So.  
Malique Jacobs, G, Kent State, R-Sr.  
Setric Millner Jr., F, Toledo, Sr.

## 2021-22 MAC Postseason Awards

### Defensive Player of the Year

Enrique Freeman

### All-Defensive Team

Enrique Freeman

### Second Team All-MAC

Enrique Freeman

### Honorable Mention

Xavier Castaneda

In 2021-22, Freeman ranked No. 1 in the nation in field goal percentage (.665) and landed in the NCAA Top 20 in six categories: No. 4 total rebounds (367), No. 6 rebounds per game (10.8), No. 8 double-doubles (18), No. 9 defensive rebounds per game (7.53) and No. 19 offensive rebounds per game (3.26). Freeman was one of 13 players in the NCAA to average a double-double in points (13.2) and rebounds (10.8). He led the MAC in 5-of-6 categories, ranking No. 2 in offensive rebounds per game.

over Bowling Green and a 60-56 win over Central Michigan. The Zips fell at Toledo (84-76). Zips defeated Miami (71-59) and NIU (70-64) in back-to-back road contests but fell to WMU (61-57). Akron defeated Eastern Michigan 67-48, Ohio (91-83) and Ball State (79-60) to end the season.

### OPENING MAC PLAY

Akron is 23-8 in MAC openers since joining the league in 1992. Over the last 16 seasons, the Zips are 14-3 in MAC openers. Akron has won the last 14-of-15 MAC openers, including a 5-1 mark under head coach John Groce. The Zips fell in Groce's initial MAC opener, but have won four straight leading into the 2022-23 opener.

### TEAM CAPTAINS

For the first time in six seasons, Akron head coach John Groce named captains for Zips basketball. Enrique Freeman, Xavier Castaneda, Greg Tribble and Trendon Heankerson were nominated and accepted their new roles as Akron heads into Mid-American Conference play.

### MR. DOUBLE-DOUBLE

Enrique Freeman is 1-of-14 players in the NCAA to average a double-double, scoring 14.2 points per game and grabbing 10.7 boards per contest. He ranks 14th in the NCAA with nine double-doubles which tops the MAC. He pulled down double-digit rebounds in 12-of-19 outings, including a 15-rebound, 27-point performance in the MAC opener against NIU. In addition, he has 12 double-digit scoring efforts, scoring 27, 23 (2x), 21, 20, 18 (2x), 17 (2x), 14, 11 and 10-points. He is currently ranked in rebounds per game (10.7 - 8th-NCAA, 1st-MAC), double-doubles (9 - 10th-NCAA, 1st-MAC), total rebounds (204 - 10th-NCAA, 1st-MAC), defensive rebounds per game (7.32 - 13th-NCAA, 1st-MAC), offensive rebounds per game (3.42 - 25th-NCAA, 2nd-MAC), and field goal percentage (57.5 - 41st NCAA - 2nd MAC). Freeman earned MAC Player of the Week, averaging 25 points and 14.5 rebounds to open league play (Jan. 9).

### X FACTOR

Xavier Castaneda leads the Akron Zips and the MAC in scoring with 19.9 points per game (21st NCAA, 1st-MAC). He scored in double figures 16-of-17 games, including a three 30+ point performances. He set a career-high 33 points against Maine, tallied 32 at Western Michigan and opened the season with 31 points against South Dakota State. Castaneda registered four 20+ point efforts against LSU (28), Jackson State (23), Mississippi State (20) and EMU (23). He is shooting 37.6 percent from long distance (75th NCAA, 3rd MAC) and averages 3.12 trifectas per game (19th NCAA, 1st MAC) with a team-best 53 triples (63rd NCAA, 1st MAC). Castaneda is the squad's assist leader, dishing out 3.24 helpers per game with 55 assists to date. He ranks in the NCAA Top 5 in free throws made (107 - 5th NCAA, 1st MAC), free throw attempts (132 - 15th NCAA, 2nd MAC). Castaneda was named to the 2022 Cayman Islands Classic All-Tournament team, averaging 18.3 points, 4.3 rebounds and 2.7 assists.

### JOSHNSON N JOHNSON

Freshmen Nate Johnson (redshirt) and Tavari Johnson are starting to impact the Zips offensive output. Nate Johnson averages 18.6 minutes per game, scoring 4.0 points on 45.3 percent shooting from the floor. He shoots 40.7 percent from deep, draining 11-of-27 long-distance buckets. He impacts both ends of the floor, grabbing 52 rebounds for 2.7 per game and adds 16 steals. Tavari Johnson had a breakout game against Nevada in the Cayman Islands with a career-high 21 points on 9-of-10 shooting from the field and a perfect 3-of-3 showing from downtown. He joined the starting lineup on Dec. 4 and averages 19.3 minutes and 6.1 points per game. He shoots 40.7 percent from the floor and 34.0 percent from deep with 16 made trifectas. He adds 44 rebounds, 39 assists and 17 steals.

### LAST TIME VS MIAMI

The Akron Zips recorded their second win over the Miami RedHawks in less than 48 hours as four players scored in double figures for Akron in the 71-59 win at Millett Hall.

Ali Ali paced the Zips' scoring with 21 points on 7-of-10 shooting from the floor and a 3-of-4 effort from deep, marking his fourth 20-plus point performance of the season. Xavier Castaneda and Bryan Trimble, Jr. followed with 15 and 13 points, respectively, while Greg Tribble added 11 points.

Much like the first game 48 hours ago, the stat sheet does not tell the full story as Akron limited the RedHawks to just 30.8 percent shooting from the floor (8-of-26) and only 20 percent from beyond the 3-point arc (2-of-10) with a stifling defensive performance. However, Akron only led by two points at halftime, 28-26. The Zips shot 40.9 percent (9-of-22) from the floor and 4-of-9 from deep, including three from Trimble and one trifecta from Castaneda in the first stanza. Akron held a slight 17-15 edge on the glass.

Again, Akron elevated their level of play in the second half, outscoring the RedHawks 16-2 over 4:31 fueled eight points by Ali to support a 10-0 run. Ali buried a pair of triples separated by a strong post move. Ali went 3-of-3 from long distance in the second half.

In the final 20 minutes, the Zips knocked down 6-of-10 trifectas to shoot 60 percent from downtown and 13-of-20 from the field for a 65.0 shooting percentage from the field. Akron finished plus-16 on the glass, grabbing 36 total boards as Enrique Freeman secured 10 rebounds.

### LAST TIME OUT

Another stifling defensive performance by Akron led to its third consecutive road win as the Zips defeated Western Michigan 63-55 on Saturday at Read Fieldhouse.

Senior Xavier Castaneda led the Zips scoring with 32 points, his third 30-plus point effort of the season. Castaneda swiped three of the Zips eight total steals and grabbed seven rebounds. Junior Enrique Freeman led the team on the glass, securing 11 rebounds and junior Greg Tribble added nine points while graduate Trendon Hankerson grabbed six rebounds.





## AKRON'S RECORD WHEN...

<b>At home</b>	<b>9-0</b>
<b>On the road</b>	<b>3-3</b>
<b>Neutral</b>	<b>1-3</b>
Playing on National TV	1-1
In overtime	1-0
<b>In games decided by 1-2 points</b>	<b>1-0</b>
<b>In games decided by 3-5</b>	<b>2-1</b>
<b>In games decided by 6-10 points</b>	<b>2-1</b>
<b>In games decided by 11-20 points</b>	<b>4-3</b>
<b>In games decided by 21 or more</b>	<b>4-0</b>
Scoring First	10-1
Leading at half	9-2
Tied at half	2-0
Trailing at half	2-4
<b>Leading with 10:00 remaining</b>	<b>9-2</b>
<b>Trailing with 10:00 remaining</b>	<b>4-4</b>
<b>Tied with 10:00 remaining</b>	<b>0-0</b>
Leading with 5:00 remaining	10-2
Trailing with 5:00 remaining	2-4
Tied with 5:00 remaining	1-0
<b>UA shoots 50% or better</b>	<b>7-0</b>
<b>UA shoots less than 50%</b>	<b>6-6</b>
UA shoots better than opponent	10-1
UA shoots worse than opponent	3-5
UA shoots the same FG% as opponent	0-0
<b>Opponent shoots 50% or better</b>	<b>3-3</b>
UA out-rebounds opponent	8-3
Opponent out-rebounds UA	3-3
Rebounds are tied	1-0
<b>UA shoots 70% or better at FT line</b>	<b>9-2</b>
UA has more FT attempts	9-2
Opponent has more FT attempts	3-4
FT attempts are tied	0-0
<b>UA shoots 40% or better from 3-point</b>	<b>4-3</b>
<b>UA shoots under 40% from 3-point</b>	<b>8-3</b>
UA has more turnovers than opponent	1-4
UA has less turnovers than opponent	10-2
Turnovers are tied	2-0
<b>UA scores 90-plus points</b>	<b>1-0</b>
<b>UA scores 80-89 points</b>	<b>6-0</b>
<b>UA scores 70-79 points</b>	<b>2-0</b>
<b>UA scores 60-69 points</b>	<b>3-1</b>
<b>UA scores 50-59 points</b>	<b>0-5</b>
<b>UA scores 49 or less points</b>	<b>0-0</b>
Opponent scores 90-plus points	0-0
Opponent scores 80-89 points	2-0
Opponent scores 70-79 points	2-4
Opponent scores 60-69 points	2-2
Opponent scores 50-59 point	6-0
Opponent scores 49 or less points	1-0

## AKRON STREAKS...

Current Streak	Won 4
Home Court Streak	Won 11
Road Streak	Won 3
Neutral Court Streak	Lost 2
Last 5 Games	4-1
Last 10 Games	8-2

## AKRON BY MONTH...

November	3-4
December	5-1
January	5-1
February	0-0
March	0-0

## AKRON BY DAY OF THE WEEK...

Sunday	2-0
Monday	3-0
Tuesday	4-1
Wednesday	1-1
Thursday	0-1
Friday	2-2
Saturday	1-1

Akron (13-6, 5-1 MAC) scored 16 points off turnovers, forcing Western Michigan (6-13, 2-4 MAC) into 15 total miscues. The Zips swarming defense limited the Mid-American Conference's third leading scorer, Lamar Norman Jr. (19.1 ppg), to score only six points in the contest. Norman attempted only three field goals in the first half to finish the initial 20 minutes with only one point. The Zips forced Norman into five turnovers as he ended the game shooting 2-of-8 from the field and 1-of-6 from deep as Tribble was the primary defender for Akron.

Akron only connected with 36.5 percent for their shots from the field (23-of-63), while collecting 22 points in the paint. The Broncos edged the Zips on the glass 47-31 which led to 11 second chance points.

Akron used a 9-2 run to take a 16-8 early in the game, and the advantage grew to 25-16 by the 7-minute mark. After a pause in action, the Broncos used an 8-0 run to cut the Zips lead to one point (25-24) and the home team eventually knotted the game 30-30 before the break. Castande

Castaneda scored the Zips final xx points and held Norman without a field goal 0-3 with one point. Zips caused 10 first-half turnovers en route to 11 points from the Broncos miscues. Five steals, three by Castaneda drilled a stepback jumper from the top of the key as time expired to give Akron a 32-30 halftime advantage.

Broncos open second half on 7-0 run to take a brief lead by as many as five points 39-34, but the lead didn't last as Akron came roaring back with six unanswered points. The Zips eventually reclaimed control of the scoreboard 42-41 and outscored WMU 21-14 the rest of the way.

## FREEMAN NAMED MAC PLAYER OF THE WEEK

Junior forward Enrique Freeman was named Mid-American Conference Player of the Week after the opening week of conference play, the league announced on Jan. 9.

In the opening week of MAC play, Freeman led the Zips to a 1-1 overall mark by averaging a double-double with 25 points and 14.5 rebounds. Freeman posted its seventh and eighth double-double of the season, ranking seventh in the NCAA and first in the MAC. For the week, Freeman shot 61.3 percent from the field (19-of-31) and 75.0 percent from the free throw line (12-of-16) while adding five steals, three assist and two blocked shots.

In the MAC opener, Freeman registered a career-high 27 points and matched a season-best 15 rebounds en route to a 76-51 win over Northern Illinois at the JAR. He shot 55.6 percent from the field (10-of-18) and added a 70.0 percent showing from the charity stripe (7-of-10). Freeman grabbed 11 defensive rebounds and secured four offensive boards. Freeman also swiped team-best three steals with two assists.

In the second MAC game of the week, a 70-63 setback at Ball State, Freeman led all scorers with 23 points and grabbed a game-high 14 rebounds. He shot 69.2 percent from the field (9-of-13) with an 83.3 performance from the free throw line (5-of-6). Freeman secured nine defensive rebounds and five offensive boards, while adding two blocks, two steals and one assist.

On the season, Freeman averages a double-double with a second-best 14.3 points and team-high 10.6 rebounds per game. He also contributes 2.2 assists and 1.0 blocks per game.

## RETURN TO THE CAYMAN ISLANDS CLASSIC

The Akron men's basketball team placed fourth overall at the 2022 Cayman Islands Classic as the Zips fell 62-58 to Nevada at John Gray Gymnasium. The Zips finished the tournament 1-2, defeating Western Kentucky (72-53) to advance to the semifinals before falling to LSU (73-58). Xavier Castaneda earned All-Tournament team honors. In three games, Jackson averaged 18.3 points, 4.3 rebounds and 2.7 assists. Castaneda posted a 28-point performance against LSU.

In 2018, Akron went 1-2 in its inaugural Cayman Islands Classic appearance at John Gray Gymnasium. The Zips opened against No. 16 ranked Clemson, falling 72-69. Akron and Illinois State battled in the second game as the Redbirds posted a 73-68 win. The Zips played St. Bonaventure in their final game and rallied to a 61-49 win. Loren Cristian Jackson earned All-Tournament team honors. In three games, Jackson averaged 16.3 points, 4.3 Assists and 2.3 rebounds. Jackson opened the tournament with a 25-point performance against No. 16 ranked Clemson.

## CAYMAN ISLANDS CLASSIC RECAP

Akron advanced to the semifinal round of the 2022 Cayman Islands Classic after defeating Western Kentucky 72-53. Enrique Freeman registered his third double-double of the season as he led the Zips with 18 points and 11 rebounds. Greg Tribble matched Freeman's team-high 11 rebounds as the Zips owned the glass, posting a lopsided 43-16 rebounding advantage. Xavier Castaneda followed with 16 points, while three players recorded nine points - Tribble, Trendon Hankerson and Nate Johnson. Johnson shot perfect from downtown, draining all three of his 3-point attempts, while Hankerson (2 of 4) and Tribble (1 of 2) shot 50-percent from beyond the arc.

Akron held a two-point lead at halftime, but couldn't overcome an 8-2 run to open the second half as LSU defeated the Zips 73-58 in the semifinal round of the 2022 Cayman Island Classic. Xavier Castaneda led Akron in scoring with a game-high 28 points while adding six rebounds and four assists. Sammy Hunter followed with 13 points and Enrique Freeman grabbed a game-high 10 rebounds. Akron won the battle of the glass, outrebounding LSU 36-31.

Akron placed fourth overall at the 2022 Cayman Islands Classic as the Zips fell 62-58 to Nevada. Freshman Tavaris Johnson (Chicago, Ill.) led the Zips offense with a career-high 21 points on 9-of-10 shooting from the field, including a perfect 3-of-3 from beyond the 3-point arc. Xavier Castaneda followed in scoring for Akron with 11 points, while Enrique Freeman added nine points and a team-best nine rebounds. Trendon Hankerson pulled



## 1,000 CAREER POINT CLUB

Rk.	Pts.	(Games)
1.	2,583*	Joe Jakubick, 1980-84 (108)
2.	2,028	Len Paul, 1969-73 (107)
3.	1,810	Eric McLaughlin, 1985-89 (115)
4.	1,657	John Britton, 1975-79 (91)
5.	1,630	Bill Turner, 1962-67 (106)
6.	1,587	Loren Cristian Jackson, 2018-21 (87)
7.	1,577	Jimmel Ball, 1997-2000 (107)
8.	1,491	Romeo Travis, 2004-07 (122)
9.	1,445	Don Williams, 1963-67 (107)
10.	1,442	Alex Adams, 1959-61 (85)
11.	1,437	Bob Smith, 1964-68 (102)
12.	1,425	Mike Harkins, 1951-56 (65)
13.	1,415	Mark Alberts, 1988-93 (106)
14.	1,413	Shawn Roberts, 1985-89 (117)
15.	1,377	Darryl Peterson, 2002-06 (122)
16.	1,374	Isaiah Johnson, 2013-2017 (136)
17.	1,319	Jim Fenton, 1951-54 (66)
18.	1,283	Jami Bosley, 1998-2000 (75)
19.	1,265	Zeke Marshall, 2010-13 (138)
20.	1,259	Jimond Ivey, 2015-2019 (133)
21.	1,258	Fritz Nagy, 1943-47 (63)
22.	1,229	Fred Golding, 1955-59 (97)
23.	1,217	Bob Whaley, 1956-60 (99)
24.	1,215	George Phillips, 1996-2000 (109)
25.	1,210	Jerry Sloan, 1964-68 (100)
26.	1,193	Climon Lee, 1957-61 (95)
27.	1,190	Derrick Tarver, 2003-04 (55)
28.	1,185	Anthony Buford, 1987-90 (80)
29.	1,158	Nikola Cvetinovic, 2009-12 (141)
30.	1,152	Ray Pryear, 1955-59 (91)
31.	1,151	Jeremiah Wood, 2004-08 (101)
32.	1,147	Daniel Utomi, 2015-2019 (97)
33.	1,143	Ryan Andrick, 1996-2000 (102)
34.	1,142	Brett McKnight, 2007-11 (125)
35.	1,136	Andy Hipsher, 2000-04 (120)
36.	1,120	Cedrick Middleton, 2005-08 (130)
37.	1,108	Marcel Boyce, 1985-87 (59)
38.	1,091	Demetrius Treadwell, 2012-2014 (96)
39.	1,087	Nick Dials, 2004-08 (101)
40.	1,086	Larry Jenkins, 1970-74 (75)
41.	1,055	Bobby Walker, 1946-50 (75)
42.	1,046	Dru Joyce, 2004-07 (123)
43.	1,041	Hank Vaughn, 1946-50 (75)
44.	1,023	Nate Linhart, 2006-09 (134)
45.	1,019	Antino Jackson, 2014-2017 (106)
46.	1,013	Sam Serves, 1942-47 (94)

\*Top 50 in NCAA history

## GROCE DEBUTS WITH A WIN

Zips' head coach John Groce has spent over two decades on the sidelines of a basketball court as a coach and enters his 15th season as the lead man, and sixth at Akron. On April 6, 2017, Groce was named the 22nd head coach in Akron Basketball history.

On Nov. 11, 2017, Groce and the Zips accomplished something that has only been done 10 times in Akron's history, debuting a coaching career with a win. Akron defeated Cleveland State 67-57 in Groce's Akron coaching debut to become the first coach since the 1984-85 season to win their initial game.

In fact, the last coach to start his Akron career with a win was Bob Huggins during the 1984-85 season against Western Illinois, 64-57. Prior to Huggins, six coaches were unsuccessful in accomplishing that feat since Thomas Dowler did so in 1939-40 against Franklin, 34-25.

down a second-best seven rebounds as the Zips and Wolf Pack were deadlocked at 33 rebounds apiece.

## FREEMAN 2022-23 LOU HENSON NATIONAL PLAYER OF THE YEAR WATCH LIST

Junior Enrique Freeman (Cleveland, Ohio) has been named to the 2022-23 Lou Henson National Player of the Year Watch List. CollegInsider.com announced on Wednesday (Nov. 23). Freeman is one of 50 players on the watch list and one of four from the Mid-American Conference to be considered for the 2022-23 mid-major national player of the year award. Freeman is joined by Emoni Bates (Eastern Michigan), Sincere Carry (Kent State) and RayJ Dennis (Toledo).

## AKRON BASKETBALL AT A GLANCE

The Zips return nine players from last season's championship squad and adds six newcomers headlined by transfers graduate Trenderon Hankerson (Novi, Mich.) and junior Sammy Hunter (Nassau, Bahamas). Also joining the Blue and Gold for 2022-23 are freshmen Tavari Johnson (Chicago, Ill.), Amani Lyles (Columbus, Ohio), Prince Mosengo (Congo, Africa) and Ryan Prather, Jr. (Clarksburg, Md.).

- Akron is 40-16 over the last three years in MAC play, best winning percentage (.714) in the conference
- 2022 Mid-American Conference Tournament Champions
- Posted a 24-10 record, including 14-6 mark in league play
- The 2019-20 MAC regular season champions finished with school-record 24 regular season wins (postseason cancelled due to COVID-19)
- Akron entered the 2022 NCAA Tournament with an eight-game winning streak

## ZIPS IN THE MAC TOURNAMENT

Akron is 35-20 all-time in the MAC Tournament, 27-9 in its last 36 tournament games. The Zips have won at least one game in the MAC Tournament every year since the 2004-05 season and set an unprecedented 15-of-17 semifinal appearances. The Zips' runs of the consecutive title game (7) and semifinal appearances (13) are the longest streaks in MAC history. The Zips are 29-14 at Rocket Mortgage FieldHouse. Akron is 7-6 in opening round games, 1-0 second round, 12-4 in the quarterfinals, 10-4 semifinals, and 5-6 in title games.

## AKRON'S RUN TO THE DANCE

Akron to the 2022 MAC Tournament Championship and fifth appearance all-time in the NCAA Tournament. The Zips finished the season 24-10 overall record with a 14-6 league mark, finishing tied for third in regular-season MAC play. As the fourth seed, the Zips defeated fifth-seeded Buffalo (70-68) and top-seeded Toledo (70-62) before posting a 20-point win over second-seeded Kent State (75-55) in the MAC title game. The Zips closed out regular season play on a five-game winning streak and added three consecutive wins to secure the 2022 MAC title. After winning eight consecutive contests, Akron entered the NCAA Tournament as a No. 13 seed and played against the No. 4 seed UCLA Bruins in the First Round of the East Region at the Moda Center in Portland, Oregon on March 17, 2022. The Zips fell 57-53.

## LAST TIME AT THE JAR

The home court dominance continued Friday night for the Akron Zips as they soared past the visiting Eastern Michigan Eagles 104-67 on ESPN for their ninth home win in as many tries this season.

It was a game Akron led from wire to wire, combining solid outside shooting with its trademark defensive aggression to win its third Mid-American Conference game in four outings. Six players scored in double figures as all five starters stuffed the stat sheet.

Senior guard Xaxier Castaneda paced the Zips with 23 points, six rebounds and five assists, with junior forward Enrique Freeman (20 points, nine rebounds), graduate transfer guard Trenderon Hankerson (14 points, four rebounds), junior forward Sammy Hunter (13 points, four rebounds) and Junior guard Greg Tribble (10 points, 5 rebounds) also turning in strong outings. In addition freshman A forward Amani Lyles registered a career-high 10 points.

Already leading by 20 coming out of intermission, the Zips (11-6, 3-1 MAC) iced the game with a 19-2 burst in the first 3:42 of the second half. Their lead swelled to as many as 44 as the half wore on, with the Eagles never mustering any sort of rally.

It was the largest margin of victory for Akron in a MAC game since a 78-41 win over Eastern Michigan on Feb. 3, 2009, and the first time the Zips scored 100 in a MAC game since a 111-106 double-overtime setback at Ball State on Jan, 27, 2018.

The game featured dominance on all fronts as Akron outrebounded the Eagles 34-22, held a 17-2 edge in fast break points and also posted 44 points in the paint to Eastern Michigan's 22.

The Zips set the tone for the win as they shot a scorching 59.3 percent from the field in the opening half while hassling Eastern Michigan (4-13, 1-3 MAC) into 9-of-29 marksmanship en route to a 46-26 halftime lead. That hot shooting was central to a 14-4 run midway through the opening frame as the blue and gold pushed their lead to double figures while taking Eastern Michigan leading scorer Emoni Bates out of the game with their defense. Junior guard Greg Tribble was the Zips primary defender on Bates, as Tribble made it tough on him all night. Bates missed all five of his shots and scored just one point in the half, finishing the game with just three points on 1-of-12 shooting from the field and 0-of-5 from deep.

Sophomore guard Noah Farrakhan was the top scorer for the Eagles with 18 points and sophomore guard Tyson Acuff added 11 in the loss.



### MAC STANDINGS

TEAM	MAC	OVERALL	STREAK
Kent State	6-0	16-3	W10
<b>Akron</b>	<b>5-1</b>	<b>13-6</b>	<b>W4</b>
Ball State	4-2	13-6	L1
Toledo	4-2	13-6	W3
Bowling Green	3-3	9-10	W1
Buffalo	3-3	9-10	L1
Northern Illinois	3-3	7-12	W2
Ohio	2-4	10-9	W1
Central Michigan	2-4	7-12	L2
Western Michigan	2-4	6-13	L2
Miami	1-5	7-12	L3
Eastern Michigan	1-5	4-15	L4

### MAC TEAM STATISTICS

	Rank	Stat/G
Scoring Offense	10th	71.1
Scoring Defense	1st	62.0
Scoring Margin	2nd	+9.1
Free Throw %	8th	.715
Field Goal %	11th	.421
Opp. FG%	2nd	.408
3-point %	10th	.327
Opp. 3-point FG %	4th	.332
3-pointers Made	2nd	8.5
Total Rebounds	5th	37.2
Opp Rebounds	3rd	33.7
Offensive Rebounds	8th	10.6
Defensive Rebounds	3rd	26.6
Rebound Margin	2nd	3.5
Turnover Margin	2nd	2.21
Assist/Turnover Ratio	3rd	1.15
Assists	7th	12.89
Blocked Shots	9th	2.58
Steals	8th	6.74

### MAC INDIVIDUAL STATISTICS

	Player	Rank	Stat/G
Scoring	Castaneda	1st	19.9
	Freeman	16th	14.2
Rebounding	Freeman	1st	10.7
Field Goal %	Freeman	4th	.575
Free Throw %	Castaneda	8th	.811
3-Point %	Castaneda	15th	.376
3-Pointers Made	Hankerson	20th	.363
	Castaneda	1st	3.1/53
Assists	Hankerson	8th	2.2/41
	Castaneda	8th	3.2/55
Assist/TO Ratio	T.Johnson	25th	2.2/39
	Castaneda	4th	1.8
Blocks	Freeman	4th	1.1/21
Steals	Castaneda	21st	1.2/20
Minutes	Castaneda	10th	32.7
	Hankerson	12th	32.5
	Freeman	23rd	29.8

### USA TODAY COACHES POLL

RK	SCHOOL	REC	PTS	PR
1	PURDUE	19-1	792	3
2	ALABAMA	17-2	771	4
3	HOUSTON	18-2	684	1
4	TENNESSEE	16-3	648	9
5	KANSAS STATE	17-2	636	15
6	VIRGINIA	15-3	623	10
7	UCLA	17-3	584	5
8	ARIZONA	17-3	574	11
9	KANSAS	16-3	568	2
10	TEXAS	16-3	493	7
11	TEXAS CHRISTIAN	15-4	446	13
12	XAVIER	16-4	441	8
13	IOWA STATE	14-4	405	12
14	GONZAGA	17-4	366	6
15	MARQUETTE	16-5	306	18
16	AUBURN	16-3	290	17
17	BAYLOR	14-5	256	22
18	CHARLESTON	21-1	203	21
19	MIAMI-FLORIDA	15-4	201	16
20	CONNECTICUT	16-5	191	14
21	PROVIDENCE	15-5	155	20
22	SAINT MARY'S	18-4	139	24
23	CLEMSON	16-4	129	19
24	FLORIDA ATLANTIC	19-1	104	NR
25	DUKE	14-5	71	NR

### ASSOCIATED PRESS (AP) POLL

RK	SCHOOL	REC	PTS	PR
1	PURDUE (39)	19-1	1,527	3
2	ALABAMA (23)	17-2	1,511	4
3	HOUSTON	18-2	1,333	1
4	TENNESSEE	16-3	1,298	9
5	KANSAS STATE	17-2	1,254	13
6	ARIZONA	17-3	1,195	11
7	VIRGINIA	15-3	1,160	10
8	UCLA	17-3	1,155	5
9	KANSAS	16-3	1,117	2
10	TEXAS	16-3	980	7
11	TCU	15-4	875	14
12	IOWA STATE	14-4	817	12
13	XAVIER	16-4	807	8
14	GONZAGA	17-4	784	6
15	AUBURN	16-3	699	16
16	MARQUETTE	16-5	600	20
17	BAYLOR	14-5	497	21
18	CHARLESTON	21-1	445	18
19	UCONN	16-5	372	15
20	MIAMI (FLA.)	15-4	328	17
21	FLORIDA ATLANTIC	19-1	271	24
22	SAINT MARY'S	18-4	254	NR
23	PROVIDENCE	15-5	194	22
24	CLEMSON	16-4	169	19
25	NEW MEXICO	18-2	156	NR

### MID-MAJOR TOP 25 (JAN. 23)

RK	SCHOOL	REC	PTS	PR
1	GONZAGA (31)	16-3	775	1
2	CHARLESTON	18-1	740	2
3	SAINT MARY'S	16-4	712	3
4	KENT STATE	14-3	684	4
5	DRAKE	14-5	575	8
6	LOUISIANA	14-4	570	10
7	UC SANTA BARBARA	13-3	507	5
8	ORAL ROBERTS	15-4	477	6
9	MARSHALL	15-4	458	17
10	SOUTHERN ILLINOIS	14-5	446	24
11	SOUTHERN MISS	15-4	373	7
12	BYU	14-7	369	22
13	SANTA CLARA	15-5	298	20
14	UNCW	14-5	296	11
15	INDIANA STATE	13-6	295	9
16	UTAH VALLEY	14-5	271	14
17	IONA	12-6	259	12
18	SEATTLE	14-4	249	NR
19	LIBERTY	14-5	234	23
20	STEPHEN F. AUSTIN	13-6	218	18
21	SOUTHERN UTAH	13-6	158	NR
22	SAM HOUSTON	13-5	118	13
23	TOLEDO	11-6	116	16
24	CORNELL	13-4	103	NR
25	UMASS-LOWELL	15-4	102	19

### NCAA MEN'S BASKETBALL NET RANKINGS

RK	SCHOOL	REC	PR
1	HOUSTON	18-2	1
2	TENNESSEE	16-3	2
3	ALABAMA	17-2	3
4	PURDUE	19-1	4
5	UCLA	17-3	5
6	SAINT MARY'S (CA)	17-4	6
7	UCONN	16-5	7
8	KANSAS	16-3	8
9	TEXAS	16-3	9
10	IOWA ST.	14-4	10
11	ARIZONA	17-3	11
12	GONZAGA	16-4	12
13	VIRGINIA	15-3	13
14	MARQUETTE	16-5	15
15	BAYLOR	14-5	14
16	KANSAS ST.	17-2	16
17	TCU	15-4	17
18	FLA. ATLANTIC	17-1	18
19	INDIANA	13-6	23
20	CREIGHTON	11-8	19
21	BOISE ST.	14-5	20
22	RUTGERS	13-6	22
23	AUBURN	16-3	21
24	OHIO ST.	11-8	24
25	XAVIER	16-4	25
<b>114</b>	<b>AKRON</b>	<b>13-6</b>	<b>113</b>
<b>323</b>	<b>MIAMI</b>	<b>7-12</b>	<b>324</b>





## Ken Pomeroy NCAA Rankings

### Scouting Report ?

Data through games of Sunday, January 22

Conference only

Category	Offense	Defense	D-I Avg
Adj. Efficiency	103.7 181	98.6 78	103.8
Adj. Tempo	65.2 292		67.4
Avg. Poss. Length	18.2 257	17.5 160	17.5
Four Factors			
Effective FG%	48.2 280	47.5 75	50.2
Turnover %	16.7 57	19.2 135	18.8
Off. Reb. %	29.5 164	25.3 57	28.7
FTA/FGA	33.5 114	25.3 52	31.4
Miscellaneous Components			
3P%	31.3 297	34.9 242	33.8
2P%	49.1 218	45.2 34	49.9
FT%	74.1 88	72.0 231	71.1
Block%	11.1 312	6.7 288	9.0
Steal%	8.5 90	9.4 165	9.5
Non-Stl TO%	8.1 70	9.8 124	9.3
Style Components			
3PA/FGA	43.7 43	32.8 55	37.5
A/FGM	50.6 177	50.4 158	51.2
Point Distribution (% of total points)			
3-Pointers	33.9 99	30.4 203	31.0
2-Pointers	45.7 311	53.5 99	50.9
Free Throws	20.5 71	16.1 283	18.2
Strength of Schedule			
Components	102.4 275	105.1 250	103.8
Overall	-2.77 271		0.00
Non-conference	-0.11 178		0.00
Personnel			
Bench Minutes	29.0% 239		31.0%
D-1 Experience	2.68 yrs 43		1.91
Minutes Continuity	45.7% 157		41.5%
Average Height	75.0" 360		77.1"
2-Foul Participation	38.3% 48		21.5%

### REGULAR SEASON TOURNAMENTS

Akron is 68-46 all-time and 47-39 in the Division I era (since 1980) in regular season tournaments and 8-11 over the last six years under Groce. Akron posted a 1-2 record at the 2022 Cayman Islands Classic, defeating Western Kentucky and advancing to the semifinals before falling to LSU and finishing fourth overall after falling to Nevada. The Zips registered a 1-2 record in the 2021 Gulf Coast Showcase, 3-1 record in the Global Sports Shootout and 1-1 mark in the DC Holiday Hoops Fest. In 2018-19, the Zips went 2-2 at the Cayman Island Classic, and in Groce's first season, Akron posted an 0-3 mark at the 2018 Diamond Head Classic. Akron has posted multiple wins in 13 of the last 16 in-season tournaments, including three championships. The Zips won two tournaments in 2016-17, the Savannah Invitational (4-0) and Don Haskins Sun Bowl Invitational (2-0). In 2015-16, Akron went 2-0 at the Las Vegas Holiday Hoops Classic to claim the title. In 2014-15, Akron posted a 2-1 record in the Gildan Charleston Classic following the previous tournament runs at the Puerto Rico Tip-Off (2012, 2-1), 2K Sports Classic (2011, 2-2), the Las Vegas Holiday Hoops Classic (2010, 3-1), the Glenn Wilkes Classic (2009, 2-2), the Legends Classic (2008, 2-2), the Top of the World Classic (2007, 2-1) and the San Juan Shootout (2005, 2-1).

### BEST START TO A SEASON

The 2015-16 Akron Zips started the season with a 3-0 winning streak. The three consecutive wins to open the season marks the best start in the Division I era of Akron men's basketball history. In addition, the 13-2 start was the best opening to a season in Akron basketball's Division I era, while the Zips win over the Arkansas Razorbacks marked the fifth consecutive season the Zips posted a win over a Power Five Conference opponent.

### STARTING THE SEASON OFF RIGHT

The Zips are 75-47 (.610) all-time in season openers with a 61-12 (.829) home record and 14-35 (.285) on the road. Since the 2004-05, UA is 13-6 (.667) when opening the season, standing 10-1 (.875) at home, 3-5 (.429) on the road and 4-1 (.800) under head coach John Groce.

Akron owns a 100-21 (.822) home-opening record and 36-4 (.897) at Rhodes Arena. The Zips have been winners in the last 20-of-21 home opening games. Akron is 19-8 in MAC openers, 11-1 at home since joining the league in 1992. Over the last 16 seasons, the Zips are 13-3 in MAC openers and 7-1 at home. Akron has won the last 8-of-9 MAC openers.

Akron is 22-8 in MAC openers since joining the league in 1992. Over the last 16 seasons, the Zips are 13-3 in MAC openers. Akron has won the last 13-of-14 MAC openers, including a 4-1 mark under head coach John Groce. The Zips fell in Groce's initial MAC opener, but have won four straight leading into the 2022-23 opener.

## Ken Pomeroy MAC Rankings

### Scouting Report ?

Data through games of Sunday, January 22

Conference only

Category	Offense	Defense	D-I Avg
Efficiency	109.7 4	88.9 1	103.8
Tempo	68.2 12		67.4
Avg. Poss. Length	17.3 8	17.9 12	17.5
Four Factors			
Effective FG%	49.6 10	43.8 1	50.2
Turnover %	14.2 2	20.8 3	18.8
Off. Reb. %	27.3 10	24.5 1	28.7
FTA/FGA	37.0 6	35.2 5	31.4
Miscellaneous Components			
3P%	29.5 9	29.2 2	33.8
2P%	53.9 3	43.8 1	49.9
FT%	79.8 2	73.5 6	71.1
Block%	11.4 12	8.7 4	9.0
Steal%	6.6 1	9.0 8	9.5
Non-Stl TO%	7.6 4	11.7 1	9.3
Style Components			
3PA/FGA	44.7 1	35.2 4	37.5
A/FGM	48.0 5	46.0 5	51.2
Point Distribution (% of total points)			
3-Pointers	30.7 5	27.2 9	31.0
2-Pointers	46.3 11	50.0 6	50.9
Free Throws	22.9 4	22.8 3	18.2
Strength of Schedule			
Components	102.4 275	105.1 250	103.8
Overall	-2.77 271		0.00
Non-conference	-0.11 178		0.00
Personnel			
Bench Minutes	29.0% 239		31.0%
D-1 Experience	2.68 yrs 43		1.91
Minutes Continuity	45.7% 157		41.5%
Average Height	75.0" 360		77.1"
2-Foul Participation	38.3% 48		21.5%

### WHAT IS A ZIP?

- One of the unique nicknames in collegiate athletics belongs to The University of Akron.

- Originally Zippers, athletic director Kenneth "Red" Cochrane officially shortened the nickname to the Zips in 1950. Twenty-five years earlier a campus-wide contest had been conducted to choose a nickname for the University's athletics teams.


- Suggestions submitted by students, faculty, and alumni included GoldenBlue Devils, Tip Toppers, Rubbernecks, Hillbillies, Kangaroos, and Cheveliers.

- The winner, freshman Margaret Hamlin, received a prize of \$10 for Zippers, a \$6 pair of rubber overshoes and a brand name of the BF Goodrich Company.

- The evolution of Zippy, UA's mascot, began 40 years ago when the student council decided the University needed a mascot.


- "Zippy" the kangaroo was officially declared the school's mascot on May 1, 1953. The first known printed reference to the mascot as "Zippy" was a 1965 Zip football press brochure. The Buchtelite's first use of the name "Zippy" came Sept. 24, 1965, in an identification of a photo of the cheerleaders listing "Mascot - 'Zippy' - Charles Huettner."

- In 2007, Zippy was named the Capital One National Mascot of the Year.



0

**AMANI LYLES**  
Freshman • F  
Columbus, Ohio



1

**GARVIN CLARKE**  
Sophomore • G  
Nassau, Bahamas




2

**GREG TRIBBLE**  
Junior • G  
Cincinnati, Ohio



3

**KOBE MITCHELL**  
Freshman • G  
Cadiz, Ohio



4

**TRENDON HANKERSON**  
Graduate • G  
Novi, Mich.



5

**TAVARI JOHNSON**  
Freshman • G  
LaGrange Park, Ill.



10

**RYAN PRATHER JR.**  
Freshman • G  
Clarksburg, Md.



11

**SAMMY HUNTER**  
Junior • C  
Senegal, Africa




12

**PAT MAYFIELD**  
Freshman • G  
Elgin, Ill.



13

**XAVIER CASTANEDA**  
Senior • G  
Chicago, Ill.



20

**EVAN WILSON**  
Sophomore • G  
Noblesville, Ind.



22

**MIKAL DAWSON**  
Junior • G  
Huntington, W.Va.



23

**PRINCE MOSENGO**  
Freshman • F  
DR Congo, Africa



25

**ENRIQUE FREEMAN**  
Junior • F  
Cleveland, Ohio



34

**NATE JOHNSON**  
Freshman • G  
Liberty Township, Ohio



**JOHN GROCE**  
Head Coach



**DUSTIN FORD**  
Associate Head Coach



**ROB FULFORD**  
Assistant Coach



**ROBBY PRIDGEN**  
Assistant Coach



**JON EKEY**  
Director of Basketball Operations





## NUMERICAL ROSTER

No.	Name	Pos.	Ht.	Wt.	Yr.	Hometown (High School   Previous School)
0	Amani Lyles	F	6-7	226	Fr.	Columbus, Ohio   Beechcroft
1	Garvin Clarke	G	6-0	184	So.	Nassau, Bahamas   Euclid   Cleveland Heights
2	Greg Tribble	G	6-1	195	Jr.	Cincinnati, Ohio   Winton Woods   Huntington Prep
3	Kobe Mitchell	G	6-2	190	Fr.	Cadiz, OH   Harrison Central
4	Trendon Hankerson	G	6-2	185	Gr.	Novi, Mich   Novi   Northern Illinois
5	Tavari Johnson	G	5-11	155	Fr.	LaGrange Park, Ill.   Lyons
10	Ryan Prather Jr.	G	6-5	205	Fr.	Clarksburg, Md.   Clarksburg
11	Sammy Hunter	F	6-9	225	Jr.	Nassau, Bahamas   British Columbia Christian Prep   Ole Miss
12	Pat Mayfield	G	6-5	185	Fr.	Elgin, Ill.   Burlington Central
13	Xavier Castaneda	G	6-1	188	Sr.	Chicago, Ill.   Whitney Young   South Florida
20	Evan Wilson	G	6-2	200	So.	Noblesville, Ind.   Noblesville
22	Mikal Dawson	W	6-5	222	Jr.	Huntington, W.Va.   Huntington Prep
23	Prince Mosengo	F	6-8	205	Fr.	DR Congo, Africa   Victory Rock Prep   Keystone Academy
25	Enrique Freeman	F	6-7	206	Jr.	Cleveland, Ohio   St. Martin De Porres High School
34	Nate Johnson	G	6-3	204	Fr.	Liberty Township, Ohio   Lakota East

G - Guard, W - Wing, F - Frontcourt

## ALPHABETICAL ROSTER

No.	Name	Pos.	Ht.	Wt.	Yr.	Hometown (High School   Previous School)
13	Xavier Castaneda	G	6-1	188	Sr.	Chicago, Ill.   Whitney Young   South Florida
1	Garvin Clarke	G	6-0	184	So.	Nassau, Bahamas   Euclid   Cleveland Heights
22	Mikal Dawson	W	6-5	222	Jr.	Huntington, W.Va.   Huntington Prep
25	Enrique Freeman	F	6-7	206	Jr.	Cleveland, Ohio   St. Martin De Porres High School
4	Trendon Hankerson	G	6-2	185	Gr.	Novi, Mich   Novi   Northern Illinois
11	Sammy Hunter	F	6-9	225	Jr.	Nassau, Bahamas   British Columbia Christian Prep   Ole Miss
5	Tavari Johnson	G	5-11	155	Fr.	LaGrange Park, Ill.   Lyons
34	Nate Johnson	G	6-3	204	Fr.	Liberty Township, Ohio   Lakota East
0	Amani Lyles	F	6-7	226	Fr.	Columbus, Ohio   Beechcroft
12	Pat Mayfield	G	6-5	185	Fr.	Elgin, Ill.   Burlington Central
3	Kobe Mitchell	G	6-2	190	Fr.	Cadiz, OH   Harrison Central
23	Prince Mosengo	F	6-8	205	Fr.	DR Congo, Africa   Victory Rock Prep   Keystone Academy
10	Ryan Prather Jr.	G	6-5	205	Fr.	Clarksburg, Md.   Clarksburg
2	Greg Tribble	G	6-1	195	Jr.	Cincinnati, Ohio   Winton Woods   Huntington Prep
20	Evan Wilson	G	6-2	200	So.	Noblesville, Ind.   Noblesville

G - Guard, W - Wing, F - Frontcourt

Head Coach: **John Groce** (Taylor 1994) - 15th season - 6th season at Akron

Associate Head Coach: Dustin Ford (Ohio 2001), Assistant Coaches: Rob Fulford (Marshall 1997), Robby Pridgen (Roanoke 2003)

Director of Basketball Operations: Jon Ekey (Illinois State 2013), Assistant Operations: Blaine Calhoun (Cincinnati 2019)


Graduate Assistants: Devan Morrow (Ohio State 2020), Peter Farkas (SUNY Brockport 2022),

## PRONUNCIATION GUIDE

13	Xavier Castaneda ( <b>Cast-a-Nay-duh</b> )
22	Mikal ( <b>Michael</b> ) Dawson



# O · AMANI LYLES · FR · F · COLUMBUS, OHIO



## SEASON STATS

Opponent	Date	GS	MIN	Total		3-Pointers		Free throws		Rebounds				PF	A	TO	BLK	STL	PTS	AVG
				FG-FGA	PCT	3FG-3FGA	PCT	FT-FTA	PCT	OFF	DEF	TOT	AVG							
South Dakota St.	11/07/2022		03:54	0-1	.000	0-0	.000	0-0	.000	0	0	0	0.0	2	0	0	1	0	0	0.0
vs Mississippi St.	11/11/2022		04:10	0-0	.000	0-0	.000	0-0	.000	0	0	0	0.0	0	0	1	0	0	0	0.0
Morgan St.	11/15/2022		04:26	1-2	.500	0-0	.000	0-1	.000	3	0	3	1.0	0	0	0	0	0	2	0.7
vs Western Ky.	11/21/2022		02:08	0-0	.000	0-0	.000	0-0	.000	0	0	0	0.8	1	0	0	0	0	0	0.5
vs LSU	11/22/2022		02:34	1-2	.500	0-0	.000	0-0	.000	0	0	0	0.6	0	0	0	0	0	2	0.8
vs Nevada	11/23/2022		00:40	0-0	.000	0-0	.000	0-0	.000	0	0	0	0.5	0	0	0	0	0	0	0.7
at Marshall	11/30/2022		02:00	0-1	.000	0-0	.000	0-0	.000	0	1	1	0.6	1	0	0	0	1	0	0.6
Muskingum	12/04/2022		13:27	1-2	.500	0-0	.000	3-8	.375	6	3	9	1.6	1	1	1	1	0	5	1.1
Wright St.	12/14/2022		02:24	0-0	.000	0-0	.000	0-0	.000	1	0	1	1.6	2	0	1	0	0	0	1.0
Maine	12/19/2022		08:57	3-5	.600	0-0	.000	3-3	1.000	2	0	2	1.6	2	0	1	1	2	9	1.8
at Bradley	12/22/2022		09:54	1-2	.500	0-0	.000	0-0	.000	0	1	1	1.5	3	1	1	1	1	2	1.8
Concord	12/30/2022		06:36	0-0	.000	0-0	.000	0-0	.000	0	0	0	1.4	1	0	1	0	0	0	1.7
NIU	01/03/2023		07:39	1-1	1.000	0-0	.000	1-1	1.000	0	1	1	1.4	3	0	1	0	1	3	1.8
at Ball St.	01/06/2023		05:06	0-1	.000	0-0	.000	2-2	1.000	0	0	0	1.3	4	0	1	1	2	2	1.8
at Bowling Green	01/10/2023		01:21	0-1	.000	0-0	.000	0-0	.000	1	0	1	1.3	0	0	0	0	0	0	1.7
Eastern Mich.	01/13/2023		08:42	4-8	.500	0-1	.000	2-2	1.000	1	0	1	1.3	5	1	0	0	0	10	2.2
at Central Mich.	01/17/2023		09:47	3-4	.750	0-0	.000	1-1	1.000	1	2	3	1.4	2	0	0	1	0	7	2.5
at Western Mich.	01/21/2023		03:20	0-0	.000	0-0	.000	0-0	.000	0	0	0	1.3	0	0	0	0	0	0	2.3
<b>Totals</b>			<b>0 97:04</b>	<b>15-30</b>	<b>.500</b>	<b>0-1</b>	<b>.000</b>	<b>12-18</b>	<b>.667</b>	<b>15</b>	<b>8</b>	<b>23</b>	<b>1.3</b>	<b>27</b>	<b>3</b>	<b>8</b>	<b>6</b>	<b>7</b>	<b>42</b>	<b>2.3</b>

### Player Averages

Games Played	Minutes/game	Points/game	FG Pct	3FG Pct	FT Pct	Rebounds/game	Assists/game	Turnovers/game	Assist/Turnover ratio	Steals/game	Blocks/game
18	5.4	2.3	50.0	0.0	66.7	1.3	0.2	0.4	0.4	0.4	0.3

## CAREER STATS

SEASON	TEAM	GP-GS	MIN/AVG	Field Goals		3-Point		F-Throws		Rebounds				Scoring						
				FG-FGA	FG%	3FG-3FGA	3FG%	FT-FTA	FT%	OFF	DEF	TOT	AVG	PF-FO	A	TO	BLK	STL	PTS	AVG
2022-23	UA	18-0	97/5.4	15-30	.500	0-1	.000	12-18	.667	15	8	23	1.3	27-1	3	8	6	7	42	2.3
<b>TOTAL</b>		<b>18-0</b>	<b>97/5.4</b>	<b>15-30</b>	<b>.500</b>	<b>0-1</b>	<b>.000</b>	<b>12-18</b>	<b>.667</b>	<b>15</b>	<b>8</b>	<b>23</b>	<b>1.3</b>	<b>27-1</b>	<b>3</b>	<b>8</b>	<b>6</b>	<b>7</b>	<b>42</b>	<b>2.3</b>

### Single Game Highs

Statistic	Value	
Points	10	vs Eastern Mich. 01/13/23
Rebounds	9	vs Muskingum 12/04/22
Assists	1	vs Muskingum 12/04/22, at Bradley 12/22/22, vs Eastern Mich. 01/13/23
Steals	2	vs Maine 12/19/22, at Ball St. 01/06/23
Blocks	1	6 times
FG Made	4	vs Eastern Mich. 01/13/23
FG Attempts	8	vs Eastern Mich. 01/13/23
3FG Attempts	1	vs Eastern Mich. 01/13/23
FT Made	3	vs Muskingum 12/04/22, vs Maine 12/19/22
FT Attempts	8	vs Muskingum 12/04/22



# 1 • GARVIN CLARKE • SO • G • NASSAU, BAHAMAS



## SEASON STATS

Opponent	Date	GS	MIN	Total		3-Pointers		Free throws		Rebounds				PF	A	TO	BLK	STL	PTS	AVG
				FG-FGA	PCT	3FG-3FGA	PCT	FT-FTA	PCT	OFF	DEF	TOT	AVG							
South Dakota St.	11/07/2022		22:21	0-5	.000	0-3	.000	0-0	.000	1	3	4	4.0	2	0	1	1	0	0	0.0
vs Mississippi St.	11/11/2022		22:35	2-5	.400	1-4	.250	3-5	.600	2	1	3	3.5	2	4	2	0	1	8	4.0
Morgan St.	11/15/2022		23:56	1-4	.250	0-2	.000	0-0	.000	2	2	4	3.7	1	0	1	1	0	2	3.3
vs Western Ky.	11/21/2022		14:32	1-3	.333	1-3	.333	1-2	.500	1	1	2	3.3	2	0	2	0	0	4	3.5
vs LSU	11/22/2022		17:04	1-6	.167	0-3	.000	0-0	.000	1	0	1	2.8	1	1	1	0	0	2	3.2
vs Nevada	11/23/2022		07:58	0-1	.000	0-0	.000	0-0	.000	0	2	2	2.7	0	0	0	0	0	0	2.7
at Marshall	11/30/2022		11:23	1-3	.333	0-1	.000	0-0	.000	2	0	2	2.6	1	0	0	0	0	2	2.6
Muskingum	12/04/2022		18:15	1-3	.333	0-1	.000	0-0	.000	0	2	2	2.5	3	3	3	0	3	2	2.5
Eastern Mich.	01/13/2023		08:15	0-0	.000	0-0	.000	0-0	.000	0	1	1	2.3	0	0	1	0	0	0	2.2
at Central Mich.	01/17/2023		06:11	1-3	.333	1-2	.500	0-0	.000	1	0	1	2.2	0	0	0	0	0	3	2.3
<b>Totals</b>		<b>0</b>	<b>152:29</b>	<b>8-33</b>	<b>.242</b>	<b>3-19</b>	<b>.158</b>	<b>4-7</b>	<b>.571</b>	<b>10</b>	<b>12</b>	<b>22</b>	<b>2.2</b>	<b>12</b>	<b>8</b>	<b>11</b>	<b>2</b>	<b>4</b>	<b>23</b>	<b>2.3</b>

### Player Averages

Games Played	Minutes/game	Points/game	FG Pct	3FG Pct	FT Pct	Rebounds/game	Assists/game	Turnovers/game	Assist/Turnover ratio	Steals/game	Blocks/game
10	15.2	2.3	24.2	15.8	57.1	2.2	0.8	1.1	0.7	0.4	0.2

## CAREER STATS

SEASON	TEAM	GP-GS	MIN/AVG	Field Goals		3-Point		F-Throws		Rebounds				Scoring						
				FG-FGA	FG%	3FG-3FGA	3FG%	FT-FTA	FT%	OFF	DEF	TOT	AVG	PF-FO	A	TO	BLK	STL	PTS	AVG
2020-21	UA	22-0	140/6.4	16-56	.286	4-17	.235	16-22	.727	5	13	18	0.8	11-0	12	4	1	6	52	2.4
2021-22	UA	34-1	489/14.4	35-100	.350	21-62	.339	22-33	.667	19	65	84	2.5	41-0	36	34	1	18	113	3.3
2022-23	UA	10-0	152/15.2	8-33	.242	3-19	.158	4-7	.571	10	12	22	2.2	12-0	8	11	2	4	23	2.3
<b>TOTAL</b>		<b>66-1</b>	<b>782/11.8</b>	<b>59-189</b>	<b>.312</b>	<b>28-98</b>	<b>.286</b>	<b>42-62</b>	<b>.677</b>	<b>34</b>	<b>90</b>	<b>124</b>	<b>1.9</b>	<b>64-0</b>	<b>56</b>	<b>49</b>	<b>4</b>	<b>28</b>	<b>188</b>	<b>2.8</b>


### Single Game Highs

Statistic	Value
Points	12 vs Wheeling 11/18/21
Rebounds	8 at Wright St. 12/15/21
Assists	4 vs Ball St. 01/11/22, vs Mississippi St. 11/11/22
Steals	3 vs Wheeling 11/18/21, vs Muskingum 12/04/22
Blocks	1 4 times
FG Made	5 vs Wheeling 11/18/21
FG Attempts	9 vs Point Park 11/13/21
3FG Made	3 vs Kent St. 03/12/22
3FG Attempts	5 vs Kent St. 03/12/22
FT Made	4 at Buffalo 03/02/21
FT Attempts	5 vs Mississippi St. 11/11/22





# 2 • GREG TRIBBLE • JR • G • CINCINNATI, OHIO



## SEASON STATS

Opponent	Date	GS	MIN	Total		3-Pointers		Free throws		Rebounds				PF	A	TO	BLK	STL	PTS	AVG
				FG-FGA	PCT	3FG-3FGA	PCT	FT-FTA	PCT	OFF	DEF	TOT	AVG							
South Dakota St.	11/07/2022	*	33:47	2-11	.182	0-2	.000	1-2	.500	1	4	5	5.0	4	1	1	1	1	5	5.0
vs Mississippi St.	11/11/2022	*	32:16	2-7	.286	0-2	.000	1-2	.500	0	2	2	3.5	3	3	0	0	0	5	5.0
Morgan St.	11/15/2022	*	28:58	2-7	.286	0-1	.000	1-2	.500	1	0	1	2.7	2	4	2	1	1	5	5.0
vs Western Ky.	11/21/2022	*	25:04	4-9	.444	1-2	.500	0-0	.000	3	8	11	4.8	3	2	1	0	1	9	6.0
vs LSU	11/22/2022	*	29:44	0-3	.000	0-0	.000	3-4	.750	1	3	4	4.6	5	0	3	0	0	3	5.4
vs Nevada	11/23/2022	*	26:33	3-4	.750	0-1	.000	1-1	1.000	1	1	2	4.2	3	1	4	0	1	7	5.7
at Marshall	11/30/2022	*	19:24	2-4	.500	0-0	.000	1-2	.500	1	1	2	3.9	3	0	0	0	0	5	5.6
Muskingum	12/04/2022	*	16:48	1-3	.333	0-0	.000	0-2	.000	0	0	0	3.4	2	3	1	0	2	2	5.1
Jackson St.	12/11/2022	*	28:19	6-10	.600	0-1	.000	0-0	.000	1	3	4	3.4	2	5	1	0	2	12	5.9
Wright St.	12/14/2022	*	29:37	3-7	.429	0-0	.000	0-0	.000	2	1	3	3.4	1	0	0	0	1	6	5.9
Maine	12/19/2022	*	23:50	2-4	.500	0-0	.000	2-2	1.000	0	1	1	3.2	2	2	2	0	2	6	5.9
at Bradley	12/22/2022	*	26:07	1-4	.250	0-0	.000	0-0	.000	0	3	3	3.2	2	1	1	0	0	2	5.6
Concord	12/30/2022	*	29:39	1-5	.200	0-0	.000	5-7	.714	1	1	2	3.1	0	3	0	0	0	7	5.7
NIU	01/03/2023	*	30:22	5-6	.833	0-0	.000	6-6	1.000	1	1	2	3.0	4	2	2	0	3	16	6.4
at Ball St.	01/06/2023	*	29:43	3-10	.300	0-0	.000	8-10	.800	1	1	2	2.9	4	0	0	0	0	14	6.9
at Bowling Green	01/10/2023	*	30:31	2-8	.250	0-1	.000	0-0	.000	1	2	3	2.9	1	3	1	0	2	4	6.8
Eastern Mich.	01/13/2023	*	27:55	4-4	1.000	0-0	.000	2-4	.500	0	5	5	3.1	0	1	1	0	0	10	6.9
at Central Mich.	01/17/2023	*	32:27	4-9	.444	0-1	.000	2-2	1.000	0	1	1	2.9	1	1	1	0	1	10	7.1
at Western Mich.	01/21/2023	*	36:32	4-7	.571	0-0	.000	1-2	.500	0	2	2	2.9	1	4	0	0	1	9	7.2
<b>Totals</b>		<b>19</b>	<b>537:36</b>	<b>51-122</b>	<b>.418</b>	<b>1-11</b>	<b>.091</b>	<b>34-48</b>	<b>.708</b>	<b>15</b>	<b>40</b>	<b>55</b>	<b>2.9</b>	<b>43</b>	<b>36</b>	<b>21</b>	<b>2</b>	<b>18</b>	<b>137</b>	<b>7.2</b>

### Player Averages

Games Played	Minutes/ game	Points/ game	FG Pct	3FG Pct	FT Pct	Rebounds/ game	Assists/ game	Turnovers/ game	Assist/Turnover ratio	Steals/ game	Blocks/ game
19	28.3	7.2	41.8	9.1	70.8	2.9	1.9	1.1	1.7	0.9	0.1

## CAREER STATS


SEASON	TEAM	GP-GS	MIN/AVG	FG-FGA	FG%	3FG-3FGA	3FG%	FT-FTA	FT%	OFF	DEF	TOT	AVG	PF-FO	A	TO	BLK	STL	PTS	AVG
2019-20	UA	31-0	507/16.4	34-74	.459	3-11	.273	23-47	.489	7	47	54	1.7	58-0	34	33	3	8	94	3.0
2020-21	UA	21-6	388/18.5	32-78	.410	1-16	.063	24-38	.632	14	26	40	1.9	32-2	26	22	2	9	89	4.2
2021-22	UA	33-26	850/25.7	79-177	.446	6-27	.222	75-107	.701	13	78	91	2.8	72-1	71	42	6	36	239	7.2
2022-23	UA	19-19	538/28.3	51-122	.418	1-11	.091	34-48	.708	15	40	55	2.9	43-1	36	21	2	18	137	7.2
<b>TOTAL</b>		<b>104-51</b>	<b>2282/21.9</b>	<b>196-451</b>	<b>.435</b>	<b>11-65</b>	<b>.169</b>	<b>156-240</b>	<b>.650</b>	<b>49</b>	<b>191</b>	<b>240</b>	<b>2.3</b>	<b>205-4</b>	<b>167</b>	<b>118</b>	<b>13</b>	<b>71</b>	<b>559</b>	<b>5.4</b>

### Single Game Highs

Statistic	Value	
Points	19	vs Southern U. 12/04/21
Rebounds	11	vs Western Ky. 11/21/22
Assists	5	vs Kent St. 03/12/22, vs Jackson St. 12/11/22
Steals	4	vs Wheeling 11/18/21
Blocks	1	13 times
FG Made	6	at Ohio 02/25/22, vs Jackson St. 12/11/22
FG Attempts	11	vs South Dakota St. 11/07/22
3FG Made	1	11 times
3FG Attempts	4	vs Ball St. 01/30/21
FT Made	11	vs Southern U. 12/04/21
FT Attempts	13	vs Southern U. 12/04/21



# 3 • KOBE MITCHELL • SO • G • CADIZ, OHIO



## SEASON STATS

Opponent	Date	GS	MIN	Total		3-Pointers		Free throws		Rebounds				PF	A	TO	BLK	STL	PTS	AVG
				FG-FGA	PCT	3FG-3FGA	PCT	FT-FTA	PCT	OFF	DEF	TOT	AVG							
vs Mississippi St.	11/11/2022		01:57	1-1	1.000	0-0	.000	0-0	.000	0	0	0	0.0	0	0	0	0	1	2	2.0
vs Nevada	11/23/2022		03:49	0-1	.000	0-1	.000	0-0	.000	0	0	0	0.0	0	0	0	0	1	0	1.0
at Marshall	11/30/2022		06:08	0-0	.000	0-0	.000	0-0	.000	0	1	1	0.3	1	0	1	0	0	0	0.7
Muskingum	12/04/2022		18:15	2-3	.667	2-3	.667	0-0	.000	1	1	2	0.8	1	1	2	1	3	6	2.0
Jackson St.	12/11/2022		17:59	2-5	.400	2-5	.400	0-0	.000	0	2	2	1.0	1	0	0	0	1	6	2.8
Wright St.	12/14/2022		18:05	0-4	.000	0-4	.000	0-0	.000	0	0	0	0.8	1	0	0	0	0	0	2.3
Maine	12/19/2022		16:48	2-4	.500	1-3	.333	0-0	.000	1	2	3	1.1	3	0	1	0	0	5	2.7
at Bradley	12/22/2022		08:58	0-0	.000	0-0	.000	2-2	1.000	0	0	0	1.0	3	0	0	0	0	2	2.6
Concord	12/30/2022		14:15	0-2	.000	0-2	.000	0-0	.000	0	1	1	1.0	1	1	0	0	0	0	2.3
NIU	01/03/2023		19:47	1-2	.500	1-2	.500	2-2	1.000	0	2	2	1.1	2	3	0	0	0	5	2.6
at Ball St.	01/06/2023		27:02	0-2	.000	0-2	.000	0-0	.000	0	0	0	1.0	0	0	1	0	1	0	2.4
at Bowling Green	01/10/2023		09:58	1-3	.333	1-3	.333	0-0	.000	0	1	1	1.0	0	0	0	0	0	3	2.4
Eastern Mich.	01/13/2023		11:09	0-4	.000	0-3	.000	0-0	.000	0	1	1	1.0	1	0	0	0	0	0	2.2
at Central Mich.	01/17/2023		06:43	0-2	.000	0-2	.000	0-0	.000	0	0	0	0.9	0	1	0	0	0	0	2.1
<b>Totals</b>		<b>0</b>	<b>180:54</b>	<b>9-33</b>	<b>.273</b>	<b>7-30</b>	<b>.233</b>	<b>4-4</b>	<b>1.000</b>	<b>2</b>	<b>11</b>	<b>13</b>	<b>0.9</b>	<b>14</b>	<b>6</b>	<b>5</b>	<b>1</b>	<b>7</b>	<b>29</b>	<b>2.1</b>

### Player Averages

Games Played	Minutes/game	Points/game	FG Pct	3FG Pct	FT Pct	Rebounds/game	Assists/game	Turnovers/game	Assist/Turnover ratio	Steals/game	Blocks/game
14	12.9	2.1	27.3	23.3	100.0	0.9	0.4	0.4	1.2	0.5	0.1

## CAREER STATS

### MITCHELL, Kobe

				Field Goals		3-Point		F-Throws		Rebounds				Scoring							
SEASON	TEAM	GP-GS	MIN/AVG	FG-FGA	FG%	3FG-3FGA	3FG%	FT-FTA	FT%	OFF	DEF	TOT	AVG	PF	FO	A	TO	BLK	STL	PTS	AVG
2022-23	UA	14-0	181/12.9	9-33	.273	7-30	.233	4-4	1.000	2	11	13	0.9	14-0	6	5	1	7	29	2.1	
<b>TOTAL</b>		<b>14-0</b>	<b>181/12.9</b>	<b>9-33</b>	<b>.273</b>	<b>7-30</b>	<b>.233</b>	<b>4-4</b>	<b>1.000</b>	<b>2</b>	<b>11</b>	<b>13</b>	<b>0.9</b>	<b>14-0</b>	<b>6</b>	<b>5</b>	<b>1</b>	<b>7</b>	<b>29</b>	<b>2.1</b>	

### Single Game Highs

Statistic	Value	
Points	6	vs Muskingum 12/04/22, vs Jackson St. 12/11/22
Rebounds	3	vs Maine 12/19/22
Assists	3	vs NIU 01/03/23
Steals	3	vs Muskingum 12/04/22
Blocks	1	vs Muskingum 12/04/22
FG Made	2	vs Muskingum 12/04/22, vs Jackson St. 12/11/22, vs Maine 12/19/22
FG Attempts	5	vs Jackson St. 12/11/22
3FG Made	2	vs Muskingum 12/04/22, vs Jackson St. 12/11/22
3FG Attempts	5	vs Jackson St. 12/11/22



# 4 • TRENDON HANKERSON • GR • G • NOVI, MICH.



## SEASON STATS

Opponent	Date	GS	MIN	Total		3-Pointers		Free throws		Rebounds				PF	A	TO	BLK	STL	PTS	AVG
				FG-FGA	PCT	3FG-3FGA	PCT	FT-FTA	PCT	OFF	DEF	TOT	AVG							
South Dakota St.	11/07/2022	*	42:04	4-9	.444	2-6	.333	1-1	1.000	0	1	1	1.0	2	1	1	0	1	11	11.0
vs Mississippi St.	11/11/2022	*	27:16	1-7	.143	1-4	.250	2-2	1.000	1	3	4	2.5	3	0	2	1	1	5	8.0
Morgan St.	11/15/2022	*	32:09	2-12	.167	2-9	.222	0-2	.000	0	6	6	3.7	2	2	1	2	2	6	7.3
vs Western Ky.	11/21/2022	*	35:36	3-5	.600	2-4	.500	1-2	.500	0	4	4	3.8	0	1	2	0	1	9	7.8
vs LSU	11/22/2022	*	22:11	0-2	.000	0-1	.000	2-2	1.000	1	1	2	3.4	4	1	1	0	0	2	6.6
vs Nevada	11/23/2022	*	37:04	3-7	.429	2-5	.400	0-0	.000	0	7	7	4.0	3	0	2	0	0	8	6.8
at Marshall	11/30/2022	*	33:57	5-11	.455	1-6	.167	0-0	.000	1	3	4	4.0	0	2	3	0	2	11	7.4
Muskingum	12/04/2022	*	23:01	4-7	.571	2-5	.400	0-0	.000	0	4	4	4.0	1	2	0	0	1	10	7.8
Jackson St.	12/11/2022	*	38:05	5-9	.556	5-7	.714	2-2	1.000	0	1	1	3.7	1	2	1	1	0	17	8.8
Wright St.	12/14/2022	*	34:53	2-9	.222	1-7	.143	1-2	.500	0	5	5	3.8	3	4	0	0	2	6	8.5
Maine	12/19/2022	*	26:12	3-5	.600	2-3	.667	4-5	.800	1	3	4	3.8	1	2	1	0	1	12	8.8
at Bradley	12/22/2022	*	31:08	3-5	.600	3-3	1.000	0-0	.000	1	8	9	4.3	3	1	2	0	0	9	8.8
Concord	12/30/2022	*	31:41	6-12	.500	6-10	.600	0-0	.000	1	7	8	4.5	1	6	1	0	1	18	9.5
NIU	01/03/2023	*	35:24	1-8	.125	1-7	.143	0-0	.000	1	5	6	4.6	2	4	1	2	0	3	9.1
at Ball St.	01/06/2023	*	36:36	1-7	.143	1-4	.250	5-6	.833	0	5	5	4.7	2	1	3	0	0	8	9.0
at Bowling Green	01/10/2023	*	32:49	2-8	.250	2-7	.286	0-0	.000	0	2	2	4.5	2	3	2	1	2	6	8.8
Eastern Mich.	01/13/2023	*	28:47	5-9	.556	4-8	.500	0-0	.000	0	4	4	4.5	2	2	0	0	0	14	9.1
at Central Mich.	01/17/2023	*	35:03	4-10	.400	3-8	.375	0-0	.000	1	4	5	4.5	2	1	1	0	0	11	9.2
at Western Mich.	01/21/2023	*	34:28	2-11	.182	1-9	.111	0-0	.000	0	6	6	4.6	3	2	2	2	2	5	9.0
<b>Totals</b>		<b>19</b>	<b>618:24</b>	<b>56-153</b>	<b>.366</b>	<b>41-113</b>	<b>.363</b>	<b>18-24</b>	<b>.750</b>	<b>8</b>	<b>79</b>	<b>87</b>	<b>4.6</b>	<b>37</b>	<b>37</b>	<b>26</b>	<b>9</b>	<b>16</b>	<b>171</b>	<b>9.0</b>

### Player Averages

Games Played	Minutes/game	Points/game	FG Pct	3FG Pct	FT Pct	Rebounds/game	Assists/game	Turnovers/game	Assist/Turnover ratio	Steals/game	Blocks/game
19	32.5	9.0	36.6	36.3	75.0	4.6	1.9	1.4	1.4	0.8	0.5

## CAREER STATS

SEASON	TEAM	GP-GS	MIN/AVG	Field Goals		3-Point		F-Throws		Rebounds				Scoring						
				FG-FGA	FG%	3FG-3FGA	3FG%	FT-FTA	FT%	OFF	DEF	TOT	AVG	PF-FO	A	TO	BLK	STL	PTS	AVG
2018-19	NIU	21-2	395/18.8	17-54	.315	8-32	.250	3-4	.750	5	42	47	2.2	55-2	19	22	9	12	45	2.1
2019-20	NIU	31-31	978/31.5	84-180	.467	41-89	.461	25-30	.833	12	80	92	3.0	66-0	61	46	10	29	234	7.5
2020-21	NIU	19-19	646/34.0	99-250	.396	48-130	.369	18-26	.692	9	74	83	4.4	54-2	41	53	7	22	264	13.9
2021-22	NIU	30-30	1011/33.7	118-315	.375	62-177	.350	45-60	.750	9	103	112	3.7	80-3	68	55	11	54	343	11.4
2022-23	UA	19-19	618/32.5	56-153	.366	41-113	.363	18-24	.750	8	79	87	4.6	37-0	37	26	9	16	171	9.0
<b>TOTAL FOR UA</b>		<b>19-19</b>	<b>618/32.5</b>	<b>56-153</b>	<b>.366</b>	<b>41-113</b>	<b>.363</b>	<b>18-24</b>	<b>.750</b>	<b>8</b>	<b>79</b>	<b>87</b>	<b>4.6</b>	<b>37-0</b>	<b>37</b>	<b>26</b>	<b>9</b>	<b>16</b>	<b>171</b>	<b>9.0</b>
<b>TOTAL</b>		<b>120-101</b>	<b>3649/30.4</b>	<b>374-952</b>	<b>.393</b>	<b>200-541</b>	<b>.370</b>	<b>109-144</b>	<b>.757</b>	<b>43</b>	<b>378</b>	<b>421</b>	<b>3.5</b>	<b>292-7</b>	<b>226</b>	<b>202</b>	<b>46</b>	<b>133</b>	<b>1057</b>	<b>8.8</b>

### Single Game Highs

Statistic	Value	
Points	28	at Washington 11/09/21
Rebounds	9	at Bradley 12/22/22
Assists	6	vs Eastern Mich. 01/11/20, vs Concord 12/30/22
Steals	4	4 times
Blocks	3	at Marquette 11/27/21
FG Made	9	at Central Mich. 03/05/21, at Washington 11/09/21
FG Attempts	20	vs Ball St. 12/08/20, at Toledo 12/22/20
3FG Made	6	at Washington 11/09/21, vs Concord 12/30/22
3FG Attempts	11	vs Ball St. 12/08/20, at Washington 11/09/21, at Bowling Green 02/05/22
FT Made	7	vs Ball St. 01/27/22
FT Attempts	8	vs Ball St. 01/27/22





# 5 • TAVARI JOHNSON • FR • G • LAGRANGE PARK, ILL.



## SEASON STATS

Opponent	Date	GS	MIN	Total		3-Pointers		Free throws		Rebounds				PF	A	TO	BLK	STL	PTS	AVG
				FG-FGA	PCT	3FG-3FGA	PCT	FT-FTA	PCT	OFF	DEF	TOT	AVG							
vs Mississippi St.	11/11/2022		05:43	0-0	.000	0-0	.000	0-0	.000	0	0	0	0.0	0	0	0	0	0	0.0	
Morgan St.	11/15/2022		03:29	1-1	1.000	0-0	.000	0-0	.000	0	0	0	0.0	0	0	0	0	0	2 1.0	
vs Western Ky.	11/21/2022		02:56	0-0	.000	0-0	.000	0-0	.000	0	1	1	0.3	1	0	2	0	0	0.7	
vs LSU	11/22/2022		10:52	1-3	.333	1-1	1.000	2-2	1.000	0	0	0	0.3	3	0	2	0	2	5 1.8	
vs Nevada	11/23/2022		26:26	9-10	.900	3-3	1.000	0-0	.000	0	3	3	0.8	3	4	3	0	2	21 5.6	
at Marshall	11/30/2022		27:19	7-13	.538	2-5	.400	0-0	.000	2	2	4	1.3	1	4	1	0	1	16 7.3	
Muskingum	12/04/2022	*	21:09	3-7	.429	3-6	.500	0-0	.000	0	5	5	1.9	0	6	0	0	1	9 7.6	
Jackson St.	12/11/2022	*	24:09	2-5	.400	2-5	.400	0-0	.000	0	1	1	1.8	4	2	5	0	1	6 7.4	
Wright St.	12/14/2022	*	27:33	6-14	.429	0-3	.000	2-4	.500	1	1	2	1.8	2	1	1	1	4	14 8.1	
Maine	12/19/2022	*	28:51	2-6	.333	1-3	.333	0-0	.000	1	6	7	2.3	0	3	4	0	1	5 7.8	
at Bradley	12/22/2022	*	26:46	1-7	.143	0-3	.000	0-0	.000	1	4	5	2.5	0	1	2	1	1	2 7.3	
Concord	12/30/2022	*	20:48	2-6	.333	1-3	.333	1-2	.500	0	2	2	2.5	2	5	4	0	1	6 7.2	
NIU	01/03/2023	*	28:07	3-9	.333	1-3	.333	1-2	.500	1	0	1	2.4	4	0	4	1	0	8 7.2	
at Ball St.	01/06/2023	*	30:49	3-11	.273	1-4	.250	0-0	.000	0	6	6	2.6	2	0	6	0	1	7 7.2	
at Bowling Green	01/10/2023	*	15:06	1-5	.200	1-4	.250	0-0	.000	0	1	1	2.5	1	1	0	0	0	3 6.9	
Eastern Mich.	01/13/2023		18:36	3-4	.750	0-1	.000	0-0	.000	0	3	3	2.6	4	9	1	0	0	6 6.9	
at Central Mich.	01/17/2023		14:45	0-5	.000	0-2	.000	0-0	.000	0	3	3	2.6	3	3	1	0	1	0 6.5	
at Western Mich.	01/21/2023		13:59	0-2	.000	0-1	.000	0-0	.000	0	0	0	2.4	2	0	0	0	1	0 6.1	
<b>Totals</b>		<b>9</b>	<b>347:24</b>	<b>44-108</b>	<b>.407</b>	<b>16-47</b>	<b>.340</b>	<b>6-10</b>	<b>.600</b>	<b>6</b>	<b>38</b>	<b>44</b>	<b>2.4</b>	<b>32</b>	<b>39</b>	<b>36</b>	<b>3</b>	<b>17</b>	<b>110</b>	<b>6.1</b>

### Player Averages

Games Played	Minutes/game	Points/game	FG Pct	3FG Pct	FT Pct	Rebounds/game	Assists/game	Turnovers/game	Assist/Turnover ratio	Steals/game	Blocks/game
18	19.3	6.1	40.7	34.0	60.0	2.4	2.2	2.0	1.1	0.9	0.2

## CAREER STATS

SEASON	TEAM	GP-GS	MIN/AVG	Field Goals		3-Point		F-Throws		Rebounds				Scoring						
				FG-FGA	FG%	3FG-3FGA	3FG%	FT-FTA	FT%	OFF	DEF	TOT	AVG	PF-FO	A	TO	BLK	STL	PTS	AVG
2022-23	UA	18-9	347/19.3	44-108	.407	16-47	.340	6-10	.600	6	38	44	2.4	32-0	39	36	3	17	110	6.1
<b>TOTAL</b>		<b>18-9</b>	<b>347/19.3</b>	<b>44-108</b>	<b>.407</b>	<b>16-47</b>	<b>.340</b>	<b>6-10</b>	<b>.600</b>	<b>6</b>	<b>38</b>	<b>44</b>	<b>2.4</b>	<b>32-0</b>	<b>39</b>	<b>36</b>	<b>3</b>	<b>17</b>	<b>110</b>	<b>6.1</b>

### Single Game Highs

Statistic	Value
Points	21 vs Nevada 11/23/22
Rebounds	7 vs Maine 12/19/22
Assists	9 vs Eastern Mich. 01/13/23
Steals	4 vs Wright St. 12/14/22
Blocks	1 vs Wright St. 12/14/22, at Bradley 12/22/22, vs NIU 01/03/23
FG Made	9 vs Nevada 11/23/22
FG Attempts	14 vs Wright St. 12/14/22
3FG Made	3 vs Muskingum 12/04/22, vs Nevada 11/23/22
3FG Attempts	6 vs Muskingum 12/04/22
FT Made	2 vs Wright St. 12/14/22, vs LSU 11/22/22
FT Attempts	4 vs Wright St. 12/14/22



# 11 • SAMMY HUNTER • JR • F • NASSAU, BAHAMAS



## SEASON STATS

Opponent	Date	GS	MIN	Total		3-Pointers		Free throws		Rebounds				PF	A	TO	BLK	STL	PTS	AVG
				FG-FGA	PCT	3FG-3FGA	PCT	FT-FTA	PCT	OFF	DEF	TOT	AVG							
South Dakota St.	11/07/2022	*	22:16	2-10	.200	0-6	.000	0-0	.000	1	3	4	4.0	1	0	1	0	0	4	4.0
vs Mississippi St.	11/11/2022	*	23:40	2-8	.250	1-5	.200	0-1	.000	0	3	3	3.5	1	0	0	0	0	5	4.5
Morgan St.	11/15/2022	*	15:30	2-6	.333	0-3	.000	0-1	.000	1	1	2	3.0	0	2	1	0	0	4	4.3
vs Western Ky.	11/21/2022	*	18:39	3-8	.375	1-5	.200	0-0	.000	0	1	1	2.5	2	0	0	0	0	7	5.0
vs LSU	11/22/2022	*	27:09	4-14	.286	3-11	.273	2-2	1.000	1	0	1	2.2	0	0	0	0	1	13	6.6
vs Nevada	11/23/2022	*	11:45	0-4	.000	0-2	.000	0-0	.000	0	0	0	1.8	1	0	0	0	0	0	5.5
at Marshall	11/30/2022		17:52	4-10	.400	1-3	.333	0-1	.000	1	5	6	2.4	1	1	0	0	0	9	6.0
Muskingum	12/04/2022		18:50	4-8	.500	1-3	.333	0-0	.000	2	2	4	2.6	1	1	0	0	0	9	6.4
Jackson St.	12/11/2022		15:54	1-5	.200	0-4	.000	2-2	1.000	2	1	3	2.7	2	2	0	0	0	4	6.1
Wright St.	12/14/2022		16:35	5-8	.625	3-6	.500	0-0	.000	0	4	4	2.8	2	0	1	1	0	13	6.8
Maine	12/19/2022		20:16	0-4	.000	0-3	.000	0-0	.000	0	2	2	2.7	1	2	1	0	0	0	6.2
at Bradley	12/22/2022		18:19	2-9	.222	2-6	.333	2-2	1.000	1	1	2	2.7	0	0	0	0	0	8	6.3
Concord	12/30/2022		18:08	2-5	.400	0-3	.000	0-0	.000	3	3	6	2.9	4	0	0	0	0	4	6.2
NIU	01/03/2023	*	13:58	1-5	.200	1-5	.200	0-0	.000	0	1	1	2.8	2	0	1	0	0	3	5.9
at Ball St.	01/06/2023	*	19:39	1-2	.500	1-2	.500	0-0	.000	3	0	3	2.8	5	0	0	0	0	3	5.7
at Bowling Green	01/10/2023		25:03	7-9	.778	4-6	.667	1-1	1.000	2	1	3	2.8	1	0	2	1	1	19	6.6
Eastern Mich.	01/13/2023	*	24:00	5-8	.625	3-6	.500	0-1	.000	2	2	4	2.9	1	1	1	0	1	13	6.9
at Central Mich.	01/17/2023	*	16:24	4-5	.800	2-3	.667	2-4	.500	0	2	2	2.8	3	1	0	0	0	12	7.2
at Western Mich.	01/21/2023	*	27:56	2-9	.222	2-8	.250	2-3	.667	0	3	3	2.8	3	0	0	0	0	8	7.3
<b>Totals</b>		<b>11</b>	<b>371:53</b>	<b>51-137</b>	<b>.372</b>	<b>25-90</b>	<b>.278</b>	<b>11-18</b>	<b>.611</b>	<b>19</b>	<b>35</b>	<b>54</b>	<b>2.8</b>	<b>31</b>	<b>10</b>	<b>8</b>	<b>2</b>	<b>3</b>	<b>138</b>	<b>7.3</b>

### Player Averages

Games Played	Minutes/game	Points/game	FG Pct	3FG Pct	FT Pct	Rebounds/game	Assists/game	Turnovers/game	Assist/Turnover ratio	Steals/game	Blocks/game
19	19.6	7.3	37.2	27.8	61.1	2.8	0.5	0.4	1.3	0.2	0.1

## CAREER STATS

SEASON	TEAM	GP-GS	MIN/AVG	Field Goals		3-Point		F-Throws		Rebounds				Scoring						
				FG-FGA	FG%	3FG-3FGA	3FG%	FT-FTA	FT%	OFF	DEF	TOT	AVG	PF-FO	A	TO	BLK	STL	PTS	AVG
2019-20	OM	27-1	309/11.4	29-71	.408	1-8	.125	19-27	.704	14	23	37	1.4	47-0	11	15	4	6	78	2.9
2020-21	OM	25-0	198/7.9	20-42	.476	6-18	.333	10-16	.625	14	21	35	1.4	27-0	9	12	5	3	56	2.2
2021-22	OM	29-0	302/10.4	34-76	.447	5-25	.200	10-17	.588	19	15	34	1.2	43-0	4	12	5	6	83	2.9
2022-23	UA	19-11	372/19.6	51-137	.372	25-90	.278	11-18	.611	19	35	54	2.8	31-1	10	8	2	3	138	7.3
<b>TOTAL FOR UA</b>		<b>19-11</b>	<b>372/19.6</b>	<b>51-137</b>	<b>.372</b>	<b>25-90</b>	<b>.278</b>	<b>11-18</b>	<b>.611</b>	<b>19</b>	<b>35</b>	<b>54</b>	<b>2.8</b>	<b>31-1</b>	<b>10</b>	<b>8</b>	<b>2</b>	<b>3</b>	<b>138</b>	<b>7.3</b>
<b>TOTAL</b>		<b>100-12</b>	<b>1181/11.8</b>	<b>134-326</b>	<b>.411</b>	<b>37-141</b>	<b>.262</b>	<b>50-78</b>	<b>.641</b>	<b>66</b>	<b>94</b>	<b>160</b>	<b>1.6</b>	<b>148-1</b>	<b>34</b>	<b>47</b>	<b>16</b>	<b>18</b>	<b>355</b>	<b>3.6</b>

### Single Game Highs

Statistic	Value	
Points	19	at Bowling Green 01/10/23
Rebounds	7	vs Louisiana Tech 03/19/21
Assists	2	9 times
Steals	3	vs Missouri 03/04/20
Blocks	3	vs Vanderbilt 02/29/20
FG Made	7	at Bowling Green 01/10/23
FG Attempts	14	vs LSU 11/22/22
3FG Made	4	at Bowling Green 01/10/23
3FG Attempts	11	vs LSU 11/22/22
FT Made	4	vs Seattle U 11/19/19
FT Attempts	4	9 times



# 12 • PAT MAYFIELD • FR • G • ELGIN, ILL.



## SEASON STATS

Opponent	Date	GS	MIN	Total		3-Pointers		Free throws		Rebounds				PF	A	TO	BLK	STL	PTS	AVG
				FG-FGA	PCT	3FG-3FGA	PCT	FT-FTA	PCT	OFF	DEF	TOT	AVG							
Muskingum	12/04/2022		05:04	0-1	.000	0-1	.000	0-0	.000	0	0	0	0.0	0	0	0	0	0	0	0.0
Maine	12/19/2022		01:13	1-1	1.000	0-0	.000	0-0	.000	0	1	1	0.5	0	0	0	0	0	2	1.0
at Bradley	12/22/2022		00:39	0-0	.000	0-0	.000	0-0	.000	0	0	0	0.3	0	0	0	0	1	0	0.7
Concord	12/30/2022		02:59	1-2	.500	0-1	.000	0-0	.000	0	3	3	1.0	0	0	0	0	0	2	1.0
NIU	01/03/2023		01:58	0-1	.000	0-0	.000	0-0	.000	0	1	1	1.0	0	0	0	1	0	0	0.8
Eastern Mich.	01/13/2023		04:48	0-1	.000	0-1	.000	1-2	.500	0	2	2	1.2	1	0	0	0	1	1	0.8
at Central Mich.	01/17/2023		01:25	0-0	.000	0-0	.000	0-0	.000	0	0	0	1.0	0	0	0	0	0	0	0.7
<b>Totals</b>		<b>0</b>	<b>18:06</b>	<b>2-6</b>	<b>.333</b>	<b>0-3</b>	<b>.000</b>	<b>1-2</b>	<b>.500</b>	<b>0</b>	<b>7</b>	<b>7</b>	<b>1.0</b>	<b>1</b>	<b>0</b>	<b>0</b>	<b>1</b>	<b>2</b>	<b>5</b>	<b>0.7</b>

### Player Averages

Games Played	Minutes/game	Points/game	FG Pct	3FG Pct	FT Pct	Rebounds/game	Assists/game	Turnovers/game	Assist/Turnover ratio	Steals/game	Blocks/game
7	2.6	0.7	33.3	0.0	50.0	1.0	0.0	0.0	0.0	0.3	0.1

## CAREER STATS

SEASON	TEAM	GP-GS	MIN/AVG	Field Goals		3-Point		F-Throws		Rebounds				Scoring							
				FG-FGA	FG%	3FG-3FGA	3FG%	FT-FTA	FT%	OFF	DEF	TOT	AVG	PF	FO	A	TO	BLK	STL	PTS	AVG
2022-23	UA	7-0	18/2.6	2-6	.333	0-3	.000	1-2	.500	0	7	7	1.0	1	0	0	0	1	2	5	0.7
<b>TOTAL</b>		<b>7-0</b>	<b>18/2.6</b>	<b>2-6</b>	<b>.333</b>	<b>0-3</b>	<b>.000</b>	<b>1-2</b>	<b>.500</b>	<b>0</b>	<b>7</b>	<b>7</b>	<b>1.0</b>	<b>1</b>	<b>0</b>	<b>0</b>	<b>0</b>	<b>1</b>	<b>2</b>	<b>5</b>	<b>0.7</b>

### Single Game Highs

Statistic	Value
Points	2 vs Maine 12/19/22, vs Concord 12/30/22
Rebounds	3 vs Concord 12/30/22
Steals	1 at Bradley 12/22/22, vs Eastern Mich. 01/13/23
Blocks	1 vs NIU 01/03/23
FG Made	1 vs Maine 12/19/22, vs Concord 12/30/22
FG Attempts	2 vs Concord 12/30/22
3FG Attempts	1 vs Muskingum 12/04/22, vs Concord 12/30/22, vs Eastern Mich. 01/13/23
FT Made	1 vs Eastern Mich. 01/13/23





# 13 • XAVIER CASTANEDA • JR • G • CHICAGO, ILL.



## SEASON STATS

Opponent	Date	GS	MIN	Total		3-Pointers		Free throws		Rebounds				PF	A	TO	BLK	STL	PTS	AVG
				FG-FGA	PCT	3FG-3FGA	PCT	FT-FTA	PCT	OFF	DEF	TOT	AVG							
South Dakota St.	11/07/2022	*	41:22	9-14	.643	8-12	.667	5-5	1.000	0	1	1	1.0	0	7	2	0	2	31	31.0
vs Mississippi St.	11/11/2022	*	35:18	5-14	.357	3-10	.300	7-10	.700	1	3	4	2.5	2	6	2	0	3	20	25.5
Morgan St.	11/15/2022	*	35:42	2-10	.200	2-8	.250	10-13	.769	0	6	6	3.7	2	2	2	0	2	16	22.3
vs Western Ky.	11/21/2022	*	36:39	6-12	.500	1-4	.250	3-3	1.000	0	4	4	3.8	3	3	2	0	0	16	20.8
vs LSU	11/22/2022	*	36:06	6-16	.375	4-9	.444	12-16	.750	1	5	6	4.2	0	4	3	0	1	28	22.2
at Nevada	11/23/2022	*	31:01	2-10	.200	2-9	.222	5-7	.714	0	3	3	4.0	2	1	1	0	0	11	20.3
at Marshall	11/30/2022	*	29:41	1-13	.077	1-9	.111	1-4	.250	1	4	5	4.1	2	3	1	0	0	4	18.0
Muskingum	12/04/2022	*	20:56	6-11	.545	5-8	.625	0-0	.000	0	5	5	4.3	0	0	1	1	0	17	17.9
Jackson St.	12/11/2022	*	30:19	5-8	.625	2-4	.500	11-13	.846	1	3	4	4.2	0	2	1	0	1	23	18.4
Wright St.	12/14/2022	*	34:12	5-10	.500	2-6	.333	7-8	.875	0	6	6	4.4	1	3	3	0	2	19	18.5
Maine	12/19/2022	*	28:37	11-15	.733	7-8	.875	4-4	1.000	1	3	4	4.4	0	3	3	0	2	33	19.8
at Bradley	12/22/2022	*	31:02	3-16	.188	3-8	.375	10-11	.909	2	4	6	4.5	0	2	3	0	0	19	19.8
Concord	12/30/2022	*	31:46	3-12	.250	3-9	.333	8-9	.889	1	4	5	4.5	0	3	0	0	1	17	19.5
at Bowling Green	01/10/2023	*	36:39	6-16	.375	3-8	.375	1-1	1.000	0	1	1	4.3	1	5	3	0	2	16	19.3
Eastern Mich.	01/13/2023	*	27:01	5-12	.417	2-9	.222	11-12	.917	1	5	6	4.4	0	5	1	0	0	23	19.5
at Central Mich.	01/17/2023	*	31:30	3-7	.429	1-4	.250	6-9	.667	0	4	4	4.4	3	5	2	0	1	13	19.1
at Western Mich.	01/21/2023	*	36:44	11-25	.440	4-16	.250	6-7	.857	2	5	7	4.5	4	1	1	0	3	32	19.9
<b>Totals</b>			<b>17</b>	<b>554:36</b>	<b>.403</b>	<b>53-141</b>	<b>.376</b>	<b>107-132</b>	<b>.811</b>	<b>11</b>	<b>66</b>	<b>77</b>	<b>4.5</b>	<b>20</b>	<b>55</b>	<b>31</b>	<b>1</b>	<b>20</b>	<b>338</b>	<b>19.9</b>

### Player Averages

Games Played	Minutes/game	Points/game	FG Pct	3FG Pct	FT Pct	Rebounds/game	Assists/game	Turnovers/game	Assist/Turnover ratio	Steals/game	Blocks/game
17	32.6	19.9	40.3	37.6	81.1	4.5	3.2	1.8	1.8	1.2	0.1

## CAREER STATS

SEASON	TEAM	GP-GS	MIN/AVG	Field Goals		3-Point		F-Throws		Rebounds				Scoring						
				FG-FGA	FG%	3FG-3FGA	3FG%	FT-FTA	FT%	OFF	DEF	TOT	AVG	PF-FO	A	TO	BLK	STL	PTS	AVG
2018-19	USF	38-3	710/18.7	47-141	.333	17-53	.321	53-76	.697	18	42	60	1.6	57-0	65	59	1	19	164	4.3
2019-20	USF	31-15	792/25.5	52-157	.331	25-80	.313	31-46	.674	6	64	70	2.3	53-0	54	53	2	31	160	5.2
2020-21	USF	20-5	475/23.8	54-150	.360	24-62	.387	37-42	.881	4	42	46	2.3	30-0	52	34	2	9	169	8.5
2021-22	UA	34-34	1089/32.0	140-344	.407	75-201	.373	107-130	.823	23	101	124	3.6	59-2	78	50	3	31	462	13.6
2022-23	UA	17-17	555/32.6	89-221	.403	53-141	.376	107-132	.811	11	66	77	4.5	20-0	55	31	1	20	338	19.9
<b>TOTAL FOR UA</b>		<b>51-51</b>	<b>1643/32.2</b>	<b>229-565</b>	<b>.405</b>	<b>128-342</b>	<b>.374</b>	<b>214-262</b>	<b>.817</b>	<b>34</b>	<b>167</b>	<b>201</b>	<b>3.9</b>	<b>79-2</b>	<b>133</b>	<b>81</b>	<b>4</b>	<b>51</b>	<b>800</b>	<b>15.7</b>
<b>TOTAL</b>		<b>140-74</b>	<b>3621/25.9</b>	<b>382-1013</b>	<b>.377</b>	<b>194-537</b>	<b>.361</b>	<b>335-426</b>	<b>.786</b>	<b>62</b>	<b>315</b>	<b>377</b>	<b>2.7</b>	<b>219-2</b>	<b>304</b>	<b>227</b>	<b>9</b>	<b>110</b>	<b>1293</b>	<b>9.2</b>

### Single Game Highs

Statistic	Value	
Points	33	vs Maine 12/19/22
Rebounds	7	4 times
Assists	7	vs South Dakota St. 11/07/22
Steals	5	vs Kent St. 03/12/22
Blocks	1	9 times
FG Made	11	vs Maine 12/19/22, at Western Mich. 01/21/23
FG Attempts	25	at Western Mich. 01/21/23
3FG Made	8	vs South Dakota St. 11/07/22
3FG Attempts	16	at Western Mich. 01/21/23
FT Made	12	vs LSU 11/22/22
FT Attempts	16	vs LSU 11/22/22



# 20 • EVAN WILSON • FR • G • NOBLESVILLE, IND.



## SEASON STATS

Opponent	Date	GS	MIN	Total		3-Pointers		Free throws		Rebounds				Scoring								
				FG-FGA	PCT	3FG-3FGA	PCT	FT-FTA	PCT	OFF	DEF	TOT	AVG	PF	A	TO	BLK	STL	PTS	AVG		
vs Mississippi St.	11/11/2022		00:41	0-0	.000	0-0	.000	0-0	.000	0	0	0	0.0	0	0	0	0	0	0	0	0	0.0
Muskingum	12/04/2022		08:01	1-5	.200	1-4	.250	0-2	.000	0	0	0	0.0	2	0	1	0	1	3	1.5		
Maine	12/19/2022		03:23	0-0	.000	0-0	.000	0-0	.000	0	1	1	0.3	1	2	0	0	1	0	1.0		
at Bradley	12/22/2022		00:39	0-0	.000	0-0	.000	0-0	.000	0	0	0	0.3	0	0	0	0	0	0	0.8		
Concord	12/30/2022		04:09	1-1	1.000	1-1	1.000	0-0	.000	0	0	0	0.2	1	1	1	0	0	3	1.2		
NIU	01/03/2023		02:20	1-1	1.000	1-1	1.000	0-0	.000	0	0	0	0.2	0	0	0	0	0	3	1.5		
Eastern Mich.	01/13/2023		06:23	1-2	.500	1-2	.500	0-0	.000	0	0	0	0.1	0	0	0	0	0	3	1.7		
at Central Mich.	01/17/2023		01:25	0-1	.000	0-0	.000	0-0	.000	0	0	0	0.1	0	0	0	0	0	0	1.5		
<b>Totals</b>		<b>0</b>	<b>27:01</b>	<b>4-10</b>	<b>.400</b>	<b>4-8</b>	<b>.500</b>	<b>0-2</b>	<b>.000</b>	<b>0</b>	<b>1</b>	<b>1</b>	<b>0.1</b>	<b>4</b>	<b>3</b>	<b>2</b>	<b>0</b>	<b>2</b>	<b>12</b>	<b>1.5</b>		

### Player Averages

Games Played	Minutes/game	Points/game	FG Pct	3FG Pct	FT Pct	Rebounds/game	Assists/game	Turnovers/game	Assist/Turnover ratio	Steals/game	Blocks/game
8	3.4	1.5	40.0	50.0	0.0	0.1	0.4	0.3	1.5	0.3	0.0

## CAREER STATS

SEASON	TEAM	GP-GS	MIN/AVG	Field Goals		3-Point		F-Throws		Rebounds				Scoring						
				FG-FGA	FG%	3FG-3FGA	3FG%	FT-FTA	FT%	OFF	DEF	TOT	AVG	PF-FO	A	TO	BLK	STL	PTS	AVG
2021-22	UA	6-0	14/2.4	1-4	.250	0-3	.000	0-0	.000	0	0	0	0.0	1-0	2	0	0	1	2	0.3
2022-23	UA	8-0	27/3.4	4-10	.400	4-8	.500	0-2	.000	0	1	1	0.1	4-0	3	2	0	2	12	1.5
<b>TOTAL</b>		<b>14-0</b>	<b>41/2.9</b>	<b>5-14</b>	<b>.357</b>	<b>4-11</b>	<b>.364</b>	<b>0-2</b>	<b>.000</b>	<b>0</b>	<b>1</b>	<b>1</b>	<b>0.1</b>	<b>5-0</b>	<b>5</b>	<b>2</b>	<b>0</b>	<b>3</b>	<b>14</b>	<b>1.0</b>

### Single Game Highs

Statistic	Value
Points	3 4 times
Rebounds	1 vs Maine 12/19/22
Assists	2 vs Maine 12/19/22
Steals	1 vs Wheeling 11/18/21, vs Muskingum 12/04/22, vs Maine 12/19/22
FG Made	1 5 times
FG Attempts	5 vs Muskingum 12/04/22
3FG Made	1 4 times
3FG Attempts	4 vs Muskingum 12/04/22
FT Attempts	2 vs Muskingum 12/04/22



# 22 · MIKAL DAWSON · JR · W · HUNTINGTON, W.VA.

## SEASON STATS



Opponent	Date	GS	MIN	Total		3-Pointers		Free throws		Rebounds				PF	A	TO	BLK	STL	PTS	AVG	
				FG-FGA	PCT	3FG-3FGA	PCT	FT-FTA	PCT	OFF	DEF	TOT	AVG								
at Ohio St.	11/09/2021		10:03	1-5	.200	0-3	.000	0-1	.000	1	1	2	2.0	2	0	2	0	0	2	2.0	
Point Park	11/13/2021		20:24	4-8	.500	4-8	.500	0-0	.000	1	1	2	2.0	3	2	1	0	1	12	7.0	
Wheeling	11/18/2021		20:51	2-4	.500	1-3	.333	0-2	.000	1	2	3	2.3	1	1	2	0	1	5	6.3	
vs Fordham	11/22/2021		16:59	0-1	.000	0-0	.000	0-0	.000	1	1	2	2.3	2	2	0	0	2	0	4.8	
vs App State	11/23/2021		14:13	3-7	.429	2-6	.333	0-0	.000	0	3	3	2.4	2	0	0	0	1	8	5.4	
vs Evansville	11/24/2021		24:26	1-3	.333	1-2	.500	0-0	.000	2	2	4	2.7	2	1	1	0	1	3	5.0	
Marshall	12/01/2021		28:20	0-2	.000	0-1	.000	0-0	.000	3	1	4	2.9	2	1	0	0	0	0	4.3	
Southern U.	12/04/2021		22:49	2-6	.333	2-6	.333	1-2	.500	2	3	5	3.1	4	1	2	0	2	7	4.6	
Florida A&M	12/12/2021		10:18	0-2	.000	0-2	.000	0-0	.000	0	1	1	2.9	3	0	0	0	0	0	4.1	
at Wright St.	12/15/2021		28:14	1-5	.200	1-5	.200	0-0	.000	0	1	1	2.7	2	1	0	0	1	3	4.0	
Buffalo	01/01/2022		27:32	3-6	.500	3-6	.500	0-0	.000	1	3	4	2.8	0	0	0	0	1	9	4.5	
Ohio	01/04/2022		34:35	4-11	.364	4-9	.444	2-2	1.000	0	3	3	2.8	1	2	0	0	1	14	5.3	
Ball St.	01/11/2022		21:51	4-6	.667	2-4	.500	0-1	.000	2	2	4	2.9	4	0	2	1	0	10	5.6	
at Kent St.	01/14/2022		21:27	0-2	.000	0-2	.000	0-0	.000	0	0	0	2.7	2	0	1	0	0	0	5.2	
Western Mich.	01/18/2022		22:41	3-7	.429	3-6	.500	0-0	.000	1	2	3	2.7	2	1	1	0	1	9	5.5	
at Bowling Green	01/20/2022		26:11	1-4	.250	1-4	.250	0-0	.000	1	2	3	2.8	1	0	0	0	0	3	5.3	
Eastern Mich.	01/22/2022		17:39	0-2	.000	0-2	.000	0-0	.000	0	2	2	2.7	1	0	2	0	0	0	5.0	
at Central Mich.	01/25/2022		20:11	0-1	.000	0-1	.000	0-0	.000	2	1	3	2.7	1	1	0	0	0	0	4.7	
at Toledo	01/28/2022		27:42	4-9	.444	3-8	.375	3-3	1.000	3	4	7	2.9	2	0	1	0	0	14	5.2	
Miami (OH)	02/04/2022		26:16	0-4	.000	0-4	.000	2-2	1.000	2	3	5	3.1	1	1	0	0	0	2	5.1	
at Miami (OH)	02/06/2022		17:50	0-1	.000	0-1	.000	1-2	.500	1	0	1	3.0	2	2	0	0	2	1	4.9	
at NIU	02/08/2022		23:54	2-5	.400	2-4	.500	0-0	.000	1	2	3	3.0	2	1	1	0	0	6	4.9	
Kent St.	02/11/2022		19:52	1-3	.333	1-3	.333	1-2	.500	1	2	3	3.0	1	1	1	0	1	4	4.9	
at Western Mich.	02/15/2022		21:22	1-2	.500	1-2	.500	0-0	.000	0	3	3	3.0	1	1	2	0	0	3	4.8	
NIU	02/17/2022	*	22:10	2-5	.400	1-4	.250	2-2	1.000	0	0	0	2.8	3	0	1	0	3	7	4.9	
at Eastern Mich.	02/19/2022	*	23:32	1-4	.250	1-4	.250	0-0	.000	0	3	3	2.8	1	1	0	0	2	3	4.8	
Bowling Green	02/22/2022	*	27:28	4-7	.571	4-7	.571	5-6	.833	0	4	4	2.9	3	0	0	0	2	17	5.3	
at Ohio	02/25/2022	*	37:17	5-8	.625	1-4	.250	4-4	1.000	1	4	5	3.0	2	2	2	0	2	15	5.6	
at Ball St.	03/01/2022	*	34:12	4-9	.444	3-8	.375	0-0	.000	1	3	4	3.0	2	1	0	0	4	11	5.8	
Central Mich.	03/04/2022	*	32:27	1-5	.200	1-4	.250	2-4	.500	3	5	8	3.2	1	2	1	0	1	5	5.8	
vs Buffalo	03/10/2022	*	33:38	5-9	.556	3-4	.750	1-2	.500	2	2	4	3.2	1	1	1	0	1	14	6.0	
vs Toledo	03/11/2022	*	28:19	3-6	.500	3-6	.500	0-0	.000	0	5	5	3.3	3	0	0	1	0	9	6.1	
vs Kent St.	03/12/2022	*	28:38	1-2	.500	1-1	1.000	0-0	.000	2	3	5	3.3	0	1	0	0	3	3	6.0	
vs UCLA	03/17/2022	*	31:27	1-4	.250	0-2	.000	0-0	.000	3	2	5	3.4	1	1	1	0	1	2	5.9	
<b>Totals</b>			<b>10</b>	<b>824:47</b>	<b>64-165</b>	<b>.388</b>	<b>49-136</b>	<b>.360</b>	<b>24-35</b>	<b>.686</b>	<b>38</b>	<b>76</b>	<b>114</b>	<b>3.4</b>	<b>61</b>	<b>28</b>	<b>25</b>	<b>2</b>	<b>34</b>	<b>201</b>	<b>5.9</b>

## CAREER STATS


SEASON	TEAM	GP-GS	MIN/AVG	Field Goals		3-Point		F-Throws		Rebounds				Scoring						
				FG-FGA	FG%	3FG-3FGA	3FG%	FT-FTA	FT%	OFF	DEF	TOT	AVG	PF-FO	A	TO	BLK	STL	PTS	AVG
2019-20	UA	17-0	75/4.4	2-12	.167	0-7	.000	2-4	.500	7	9	16	0.9	9-0	1	6	1	1	6	0.4
2020-21	UA	23-0	305/13.3	34-81	.420	20-62	.323	10-13	.769	19	31	50	2.2	25-0	14	9	0	10	98	4.3
2021-22	UA	34-10	825/24.3	64-165	.388	49-136	.360	24-35	.686	38	76	114	3.4	61-0	28	25	2	34	201	5.9
<b>TOTAL</b>		<b>74-10</b>	<b>1205/16.3</b>	<b>100-258</b>	<b>.388</b>	<b>69-205</b>	<b>.337</b>	<b>36-52</b>	<b>.692</b>	<b>64</b>	<b>116</b>	<b>180</b>	<b>2.4</b>	<b>95-0</b>	<b>43</b>	<b>40</b>	<b>3</b>	<b>45</b>	<b>305</b>	<b>4.1</b>

### Single Game Highs

Statistic	Value	
Points	17	vs Bowling Green 02/22/22
Rebounds	8	vs Central Mich. 03/04/22
Assists	2	9 times
Steals	4	at Ball St. 03/01/22
Blocks	1	at Bowling Green 02/25/20, vs Ball St. 01/11/22, vs Toledo 03/11/22
FG Made	5	at Western Mich. 01/23/21, at Ohio 02/25/22, vs Buffalo 03/10/22
FG Attempts	11	vs Ohio 01/04/22
3FG Made	4	vs Point Park 11/13/21, vs Ohio 01/04/22, vs Bowling Green 02/22/22
3FG Attempts	9	vs Cedarville 12/12/20, vs Ohio 01/04/22
FT Made	5	vs Bowling Green 02/22/22
FT Attempts	6	vs Bowling Green 02/22/22



# 25 • ENRIQUE FREEMAN • JR • F • CLEVELAND, OHIO



## SEASON STATS

Opponent	Date	GS	MIN	Total		3-Pointers		Free throws		Rebounds				PF	A	TO	BLK	STL	PTS	AVG	
				FG-FGA	PCT	3FG-3FGA	PCT	FT-FTA	PCT	OFF	DEF	TOT	AVG								
South Dakota St.	11/07/2022	*	34:07	10-15	.667	0-0	.000	3-4	.750	5	9	14	14.0	4	6	3	1	0	23	23.0	
vs Mississippi St.	11/11/2022	*	27:33	3-5	.600	0-0	.000	3-4	.750	1	2	3	8.5	3	0	2	0	2	9	16.0	
Morgan St.	11/15/2022	*	34:30	7-13	.538	0-0	.000	3-6	.500	7	6	13	10.0	2	2	3	3	1	17	16.3	
vs Western Ky.	11/21/2022	*	35:18	7-8	.875	0-1	.000	4-8	.500	3	8	11	10.3	2	3	2	0	0	18	16.8	
vs LSU	11/22/2022	*	33:60	1-6	.167	0-0	.000	1-4	.250	5	5	10	10.2	1	2	1	1	0	3	14.0	
vs Nevada	11/23/2022	*	35:27	4-11	.364	0-0	.000	1-3	.333	2	7	9	10.0	3	2	2	1	0	9	13.2	
at Marshall	11/30/2022	*	28:17	4-12	.333	0-0	.000	2-4	.500	4	10	14	10.6	4	2	2	0	1	10	12.7	
Muskingum	12/04/2022	*	22:46	3-3	1.000	0-0	.000	2-4	.500	1	3	4	9.8	0	2	2	1	2	8	12.1	
Jackson St.	12/11/2022	*	33:48	7-7	1.000	0-0	.000	3-4	.750	1	8	9	9.7	0	5	0	3	1	17	12.7	
Wright St.	12/14/2022	*	24:04	4-9	.444	0-0	.000	0-0	.000	5	10	15	10.2	4	2	3	0	0	8	12.2	
Maine	12/19/2022	*	24:17	7-12	.583	0-0	.000	0-0	.000	2	6	8	10.0	0	2	3	1	0	14	12.4	
at Bradley	12/22/2022	*	31:02	5-12	.417	0-0	.000	1-3	.333	5	5	10	10.0	1	0	4	0	2	11	12.3	
Concord	12/30/2022	*	24:11	7-8	.875	0-0	.000	4-10	.400	3	7	10	10.0	3	2	2	2	0	18	12.7	
NIU	01/03/2023	*	30:32	10-18	.556	0-0	.000	7-10	.700	4	11	15	10.4	1	2	3	0	3	27	13.7	
at Ball St.	01/06/2023	*	33:44	9-13	.692	0-0	.000	5-6	.833	5	9	14	10.6	4	1	4	2	2	23	14.3	
at Bowling Green	01/10/2023	*	33:17	6-11	.545	0-1	.000	9-10	.900	3	13	16	10.9	2	1	1	1	0	21	14.8	
Eastern Mich.	01/13/2023	*	20:34	5-7	.714	0-0	.000	10-11	.909	3	6	9	10.8	2	1	2	1	0	20	15.1	
at Central Mich.	01/17/2023	*	22:52	2-4	.500	0-0	.000	4-6	.667	2	7	9	10.7	5	0	2	1	1	8	14.7	
at Western Mich.	01/21/2023	*	36:00	3-7	.429	0-0	.000	0-0	.000	4	7	11	10.7	2	2	0	3	1	6	14.2	
<b>Totals</b>			<b>19</b>	<b>566:18</b>	<b>104-181</b>	<b>.575</b>	<b>0-2</b>	<b>.000</b>	<b>62-97</b>	<b>.639</b>	<b>65</b>	<b>139</b>	<b>204</b>	<b>10.7</b>	<b>43</b>	<b>37</b>	<b>41</b>	<b>21</b>	<b>16</b>	<b>270</b>	<b>14.2</b>

### Player Averages

Games Played	Minutes/game	Points/game	FG Pct	3FG Pct	FT Pct	Rebounds/game	Assists/game	Turnovers/game	Assist/Turnover ratio	Steals/game	Blocks/game
19	29.8	14.2	57.5	0.0	63.9	10.7	1.9	2.2	0.9	0.8	1.1

## CAREER STATS

SEASON	TEAM	GP-GS	MIN/AVG	Field Goals		3-Point		F-Throws		Rebounds				Scoring						
				FG-FGA	FG%	3FG-3FGA	3FG%	FT-FTA	FT%	OFF	DEF	TOT	AVG	PF-FO	A	TO	BLK	STL	PTS	AVG
2019-20	UA	7-0	13/1.9	1-1	1.000	0-0	.000	3-4	.750	1	3	4	0.6	1-0	0	0	1	0	5	0.7
2020-21	UA	23-20	517/22.5	77-104	.740	0-0	.000	27-41	.659	65	146	211	9.2	58-0	7	34	44	12	181	7.9
2021-22	UA	34-34	981/28.8	175-263	.665	0-3	.000	100-154	.649	111	256	367	10.8	100-4	46	64	41	16	450	13.2
2022-23	UA	19-19	566/29.8	104-181	.575	0-2	.000	62-97	.639	65	139	204	10.7	43-1	37	41	21	16	270	14.2
<b>TOTAL</b>		<b>83-73</b>	<b>2077/25.0</b>	<b>357-549</b>	<b>.650</b>	<b>0-5</b>	<b>.000</b>	<b>192-296</b>	<b>.649</b>	<b>242</b>	<b>544</b>	<b>786</b>	<b>9.5</b>	<b>202-5</b>	<b>90</b>	<b>139</b>	<b>107</b>	<b>44</b>	<b>906</b>	<b>10.9</b>

### Single Game Highs

Statistic	Value	
Points	27	vs NIU 01/03/23
Rebounds	21	vs Malone 12/19/20
Assists	6	vs South Dakota St. 11/07/22
Steals	3	vs NIU 01/03/23
Blocks	5	at Central Mich. 01/25/22, at Western Mich. 02/15/22
FG Made	11	vs Malone 12/19/20
FG Attempts	18	vs NIU 01/03/23
3FG Attempts	1	5 times
FT Made	10	vs Eastern Mich. 01/13/23
FT Attempts	12	vs Marshall 12/01/21





# 34 • NATE JOHNSON • FR • F • LIBERTY TWP, OHIO



## SEASON STATS

Opponent	Date	GS	MIN	Total		3-Pointers		Free throws		Rebounds				PF	A	TO	BLK	STL	PTS	AVG
				FG-FGA	PCT	3FG-3FGA	PCT	FT-FTA	PCT	OFF	DEF	TOT	AVG							
South Dakota St.	11/07/2022		25:09	3-4	.750	1-2	.500	0-0	.000	0	2	2	2.0	2	1	0	1	1	7	7.0
vs Mississippi St.	11/11/2022		18:51	0-2	.000	0-2	.000	0-0	.000	0	1	1	1.5	1	0	0	0	0	0	3.5
Morgan St.	11/15/2022		21:20	4-6	.667	2-2	1.000	1-2	.500	1	1	2	1.7	2	1	1	0	2	11	6.0
vs Western Ky.	11/21/2022		29:08	3-3	1.000	3-3	1.000	0-0	.000	2	3	5	2.5	2	1	2	0	1	9	6.8
vs LSU	11/22/2022		20:20	0-2	.000	0-0	.000	0-0	.000	5	2	7	3.4	0	0	2	0	0	0	5.4
vs Nevada	11/23/2022		19:18	1-3	.333	0-1	.000	0-0	.000	0	3	3	3.3	4	0	1	0	2	2	4.8
at Marshall	11/30/2022	*	23:59	0-4	.000	0-1	.000	0-0	.000	2	3	5	3.6	1	0	2	0	0	0	4.1
Muskingum	12/04/2022		13:28	4-6	.667	1-2	.500	0-0	.000	1	2	3	3.5	2	0	1	0	0	9	4.8
Jackson St.	12/11/2022		11:27	0-3	.000	0-2	.000	0-0	.000	0	1	1	3.2	0	1	1	0	1	0	4.2
Wright St.	12/14/2022		12:38	0-1	.000	0-0	.000	0-0	.000	0	3	3	3.2	0	1	2	0	1	0	3.8
Maine	12/19/2022		17:36	0-1	.000	0-0	.000	1-2	.500	1	0	1	3.0	2	1	0	0	1	1	3.5
at Bradley	12/22/2022		15:26	0-2	.000	0-1	.000	0-0	.000	0	3	3	3.0	0	0	2	0	0	0	3.3
Concord	12/30/2022		15:48	4-6	.667	1-2	.500	0-0	.000	0	1	1	2.8	1	0	1	0	4	9	3.7
NIU	01/03/2023		29:53	3-6	.500	1-2	.500	1-2	.500	1	1	2	2.8	1	0	0	0	0	8	4.0
at Ball St.	01/06/2023		17:21	2-3	.667	0-0	.000	2-2	1.000	0	1	1	2.7	5	1	1	0	0	6	4.1
at Bowling Green	01/10/2023		15:16	0-1	.000	0-0	.000	2-2	1.000	1	3	4	2.8	4	1	0	0	0	2	4.0
Eastern Mich.	01/13/2023		13:50	2-4	.500	0-2	.000	0-0	.000	1	4	5	2.9	2	2	0	0	0	4	4.0
at Central Mich.	01/17/2023		21:28	2-5	.400	1-4	.250	0-0	.000	1	2	3	2.9	0	1	2	0	3	5	4.1
at Western Mich.	01/21/2023		11:01	1-2	.500	1-1	1.000	0-0	.000	0	0	0	2.7	1	0	0	0	0	3	4.0
<b>Totals</b>		<b>1</b>	<b>353:16</b>	<b>29-64</b>	<b>.453</b>	<b>11-27</b>	<b>.407</b>	<b>7-10</b>	<b>.700</b>	<b>16</b>	<b>36</b>	<b>52</b>	<b>2.7</b>	<b>30</b>	<b>11</b>	<b>18</b>	<b>1</b>	<b>16</b>	<b>76</b>	<b>4.0</b>

### Player Averages

Games Played	Minutes/game	Points/game	FG Pct	3FG Pct	FT Pct	Rebounds/game	Assists/game	Turnovers/game	Assist/Turnover ratio	Steals/game	Blocks/game
19	18.6	4.0	45.3	40.7	70.0	2.7	0.6	0.9	0.6	0.8	0.1

## CAREER STATS

		Field Goals		3-Point		F-Throws		Rebounds				Scoring								
SEASON	TEAM	GP-GS	MIN/AVG	FG-FGA	FG%	3FG-3FGA	3FG%	FT-FTA	FT%	OFF	DEF	TOT	AVG	PF-FO	A	TO	BLK	STL	PTS	AVG
2022-23	UA	19-1	353/18.6	29-64	.453	11-27	.407	7-10	.700	16	36	52	2.7	30-1	11	18	1	16	76	4.0
<b>TOTAL</b>		<b>19-1</b>	<b>353/18.6</b>	<b>29-64</b>	<b>.453</b>	<b>11-27</b>	<b>.407</b>	<b>7-10</b>	<b>.700</b>	<b>16</b>	<b>36</b>	<b>52</b>	<b>2.7</b>	<b>30-1</b>	<b>11</b>	<b>18</b>	<b>1</b>	<b>16</b>	<b>76</b>	<b>4.0</b>

### Single Game Highs

Statistic	Value	
Points	11	vs Morgan St. 11/15/22
Rebounds	7	vs LSU 11/22/22
Assists	2	vs Eastern Mich. 01/13/23
Steals	4	vs Concord 12/30/22
Blocks	1	vs South Dakota St. 11/07/22
FG Made	4	vs Morgan St. 11/15/22, vs Muskingum 12/04/22, vs Concord 12/30/22
FG Attempts	6	4 times
3FG Made	3	vs Western Ky. 11/21/22
3FG Attempts	4	at Central Mich. 01/17/23
FT Made	2	at Ball St. 01/06/23, at Bowling Green 01/10/23
FT Attempts	2	5 times



# JOHN GROCE

Head Coach

Sixth Season at Akron

15th Season Overall

Taylor '94

Groce became the Akron Zips 22nd head coach on April 6, 2017. He completed his fifth season at Akron with a 94-59 overall record, including a 63-25 mark over the last three seasons.

In Mid-American Conference play, the Zips are 54-38 under Groce and 40-16 over the last three years, owning the best winning percentage (.714) in the league.

Groce has a long track record of building championship caliber teams and

all-around successful young men. The program's mission "to be impactful", and the vision "OneAkron", resonates with everyone involved in the program as he is notorious for saying "It takes a village."

In 2022, The University of Akron basketball program claimed the 2022 MAC Men's Basketball Tournament Championship and advanced to the 2022 NCAA Tournament for the fifth time in program history. Akron entered NCAA Tournament as a No. 13 seed and played against the No. 4 seed UCLA Bruins in the First Round of the East Region at the Moda Center in Portland, Oregon on March 17, 2022. The Zips fell 57-53. Akron won eight consecutive games entering the NCAA Tournament, including the last five regular season games and the three MAC Tournament games. The Zips finished the season with a 24-10 overall record and 14-6 record in league play.

In 2020, the Zips matched the best regular season record in program history at 24-7. Groce led the Zips to five consecutive Mid-American Conference Tournaments, earning the No. 4 seed and defeating fifth-seeded Buffalo (70-68) in the quarterfinal round, top-seeded Toledo (70-62) in the semifinal round and second-seeded Kent State (75-55) in the finals. Akron earned No. 1 seed in 2020 - the 2020 MAC Tournament was canceled due to the COVID-19 pandemic.

During his 27-year coaching career, he has helped coach teams to 19 postseason appearances in 24 opportunities, including six regular season conference championships, eight conference tournament championships, a National Runner-up, an Elite 8, an NCAA Sweet 16 and seven Round of 32 appearances. Over 27 years his teams have not only shown consistent success on the court but have demonstrated sustained excellence in the classroom as well.

Prior to joining the Zips, Groce was head men's basketball coach at the University of Illinois for five seasons. During his tenure at Illinois, he led the Illini to an average of 19 wins per season along with postseason appearances in four of his five years in Champaign, owning a 95-75 record.

He arrived at Illinois after four seasons as head coach at Ohio University, where he led the Bobcats to an 85-56 overall record as well as Mid-American Conference Tournament titles and NCAA Tournament appearances in 2010 and 2012. Groce pursued building a championship program in all phases. There were signature wins on the court, player development improvements, recruiting success, and achievement in the classroom as well.

Ohio was the story of the 2012 Tournament, advancing to the Sweet 16 as a No. 13 seed with victories over No. 4 seed Michigan followed by No. 12 seed South Florida. The Bobcats made a strong push for the Elite Eight before falling to No. 1 seed North Carolina in overtime in the regional semifinal. It marked just the second time in Ohio's school history and first since 1964 that the Bobcats won multiple games in the NCAA Tournament. Ohio finished the 2012 season with a school-record 29 wins and was known for its pressure defense, ranking second nationally in turnover percentage and third in steals percentage.

Ohio also made noise in the 2010 postseason. Playing in the school's first NCAA Tournament game in five seasons, the Bobcats received a No. 14 seed and defeated No. 3 seed Georgetown. With the 2010 and 2012 NCAA performances, Ohio became just the sixth school ever to win Tournament games as both a 13 and 14 seed.

Groce earned his first head-coaching job at Ohio following four seasons on Thad Matta's staff at Ohio State from 2005-08, the first two as assistant coach and last two as associate head coach. During Groce's time in Columbus the Buckeyes amassed a record of 105-35, advanced to the NCAA Championship game in 2007 and second round in 2006, claimed back-to-back outright Big Ten Championships in 2006 and 2007 and won the NIT in 2008.

Groce played a key role in recruiting many of the top players at Ohio State and was named Rivals' 2006 National Recruiter of the Year.

Groce earned a bachelor's degree in mathematics from Taylor in 1994. He and his wife, Allison, have two sons, Conner and Camden, and a daughter, Cate.

## THE JOHN GROCE FILE

### COACHING EXPERIENCE

2018-present	Akron	Head Coach
2013-17	Illinois	Head Coach
2009-12	Ohio	Head Coach
2007-08	Ohio State	Associate Head Coach
2005-06	Ohio State	Assistant Coach
2002-04	Xavier	Assistant Coach
2001	Butler	Assistant Coach
1997-00	N.C. State	Assistant Coach
1994-96	Taylor	Assistant Coach

### YEAR-BY-YEAR COACHING RECORD

Year	Team	Overall	Conference	Finish/Postseason
2008-09	Ohio	15-17 (.468)	7-9 (.438)	6th East
2009-10	Ohio	22-15 (.595)	7-9 (.438)	5th East, NCAA Second Round
2010-11	Ohio	19-16 (.543)	9-7 (.563)	3rd East, CIT Quarterfinals
2011-12	Ohio	29-8 (.784)	11-5 (.688)	3rd East, NCAA Sweet 16
<b>Ohio Totals (4 seasons)</b>		<b>85-56 (.603)</b>	<b>34-30 (.531)</b>	
2012-13	Illinois	23-13 (.639)	8-10 (.444)	T7th, NCAA Third Round
2013-14	Illinois	20-15 (.571)	7-11 (.389)	T8th, NIT Second Round
2014-15	Illinois	19-14 (.576)	9-9 (.500)	T7th, NIT First Round
2015-16	Illinois	15-19 (.441)	5-13 (.278)	12th
2016-17	Illinois	18-14 (.563)	8-10 (.444)	9th
<b>Illinois (5 seasons)</b>		<b>97-76 (.561)</b>	<b>37-53 (.411)</b>	
2017-18	Akron	14-18 (.438)	6-12 (.333)	6th East
2018-19	Akron	17-16 (.515)	8-10 (.444)	4th East
2019-20	Akron	24-7 (.770)	14-4 (.760)	1st, MAC Champions
2020-21	Akron	15-8 (.667)	12-6 (.667)	3rd in MAC
2021-22	Akron	24-10 (.714)	14-6 (.727)	t-3rd, NCAA First Round
2022-23	Akron	13-6 (.667)	5-1 (.800)	
<b>Akron (5 seasons)</b>		<b>107-65 (.619)</b>	<b>59-39 (.597)</b>	
<b>Career Totals (12 seasons)</b>		<b>289-197 (.593)</b>	<b>130-122 (.513)</b>	

**BIRTHDATE:** Sept. 7, 1971 **EDUCATION:** Taylor University, B.S. in mathematics, 1994  
**HOMETOWN:** Danville, Ind. **PLAYING CAREER:** 1991-93 Basketball (Taylor)  
**FAMILY:** Wife- Allison, Children- Conner, Camden, and Cate



## Groce ALL-Time Record vs Opponents

### THE NUMBERS ON AKRON HOOPS...

**4** Akron has won three MAC tournament titles to represent the league in the NCAA Tournament.

**17** The number of times the Zips have finished in the top-three in the MAC East since divisional play began during the 1997-98 season.

**19** Only 10 teams had at least 19 wins every season since the start of the 2004-05 campaign, including the Zips.

**21** Akron was one of just four programs in all of Division I basketball to post at least 21 wins in 12 straight-seasons.

**87** Akron has posted 87 winning seasons in 121 years of basketball.

**86.6** The Zips have a home winning percentage of 86.6 since the start of the 2004-05 campaign (247-38).

**134** The number of wins in league play the Zips have posted since the start of the 2012 MAC schedule 134-68, .696).

**214** Akron has posted 213 wins in conference play since the 2004-05 season (213-104 .). The Zips' 214 wins are the most in the league during that stretch.

**247** Akron has posted 247 home wins since the 2004-05 campaign (247-38, .866).

**425** The number of wins the Zips have posted since the start of the 2004-05 season, the most victories in the MAC.

**708** The number of consecutive games that Akron has made at least one 3-point basket.

**1,686** The Zips have won 1,686 games in their 122 seasons of basketball. Akron was the 56th Division I program to post 1,500 all-time wins.

Opponent	UA W-L	TOT W-L
Akron	0-0	6-4
Alabama	0-0	0-1
Alabama State	1-0	2-0
American	0-0	1-0
Appalachian State	1-1	1-1
Arkansas State	0-0	1-0
Auburn	0-0	2-0
Austin Peay	0-0	2-1
BYU	0-0	1-0
Ball State	5-4	8-7
Baylor	0-0	1-0
Boston U.	0-0	1-0
Bowling Green	9-3	12-9
Bradley	0-1	1-1
Brown	0-0	1-0
Bucknell	0-0	1-0
Buffalo	3-8	8-12
Butler	0-0	1-0
Carnegie Mellon	1-0	1-0
Cedarville	2-0	2-0
Central Michigan	7-1	10-3
Chaminade	0-0	1-0
Chattanooga	1-0	1-1
Chicago State	1-0	3-0
Clemson	0-1	0-2
Cleveland State	1-0	1-0
Colgate	0-0	1-0
Colorado	0-0	1-0
Concord	3-0	3-0
Coppin State	0-0	1-0
Dartmouth	0-0	1-0
Davidson	0-1	0-1
Dayton	0-1	0-1
Delaware	0-0	2-1
Detroit Mercy	1-0	2-0
Eastern Kentucky	0-0	2-1
Eastern Michigan	8-3	10-5
East Tennessee State	0-0	0-1
Elon	0-0	1-0
Evansville	1-0	1-0
Fordham	0-1	0-1
Florida State	0-0	0-1
Florida A&M	1-0	1-0
Gardner-Webb	0-0	1-0
George Mason	0-0	0-1
Georgetown	0-0	1-0
Georgia Southern	0-0	1-0
Georgia Tech	0-0	1-1
Gonzaga	0-0	1-0
Hampton	0-0	1-0
Hawaii	0-0	1-0
Holy Cross	0-0	1-0
Illinois State	0-1	2-1
Indiana	0-0	3-6
Indiana State	0-0	2-0
Iowa	0-0	4-4
Iowa State	0-0	0-1
IPFW	1-1	2-1
IUPUI	0-0	2-1
Jacksonville State	1-0	2-0
Kansas	0-0	0-1
Kennesaw State	0-0	2-0
Kent State	6-5	10-10
Lamar	0-0	2-1
Louisville	0-1	0-3
Liberty	0-1	0-1
LSU	0-1	0-1
Maine	1-0	1-0
Malone	3-0	3-0
Marietta	0-0	1-0
Massachusetts	1-0	1-0
Marshall	2-2	4-5
Maryland	0-0	1-3
McKendree	0-0	1-0
Merrimack	1-0	1-0
Miami (Fla.)	0-0	0-2
Miami (Ohio)	7-3	13-6
Michigan	0-0	3-9
Michigan State	0-0	3-4
Middle Tennessee	0-0	1-0
Minnesota	0-0	6-3
Mississippi State	0-1	0-1
Mississippi Valley State	1-0	1-0
Missouri	0-0	4-1
Morgan State	1-0	2-0
Muskingum	0-0	0-0
Nebraska	0-0	5-3
Nevada	0-2	0-2
Norfolk State	0-0	2-0
North Carolina	0-0	0-1
North Carolina Central	1-0	1-0
North Carolina A&T	0-0	2-0
North Carolina State	0-0	1-0
North Dakota State	0-0	1-0
North Florida	0-0	0-1
Northern Illinois	5-3	9-3
Northern Iowa	0-0	1-0
Northern Kentucky	0-0	1-0
Northwestern	0-0	5-3
Notre Dame	0-0	0-1
Oakland	0-0	1-1
Ohio	6-4	6-4
Ohio Valley	0-0	1-0
Ohio State	0-1	2-7
Oregon	0-0	0-2
Penn State	0-0	4-3
Pittsburgh	0-0	0-1
Point Park	1-0	1-0
Portland	0-0	1-0
Princeton	0-1	0-1
Providence	0-0	0-1
Purdue	0-0	3-5
Robert Morris	0-0	0-3
Rutgers	0-0	3-1
St. Bonaventure	1-1	1-2
St. Francis (N.Y.)	0-0	2-0
St. Francis (Pa.)	0-0	1-0
Santa Clara	0-0	1-0
South Carolina Upstate	1-0	1-0
South Dakota	0-0	1-0
South Dakota State	1-0	1-0
South Florida	0-0	1-0
Southeast Missouri	0-0	1-0
Southern	2-0	2-0
Temple	0-0	0-1
Tennessee	0-0	0-1
Tennessee-Martin	1-0	2-0
Tennessee State	1-0	1-0
Texas A&M-Corpus Christi	0-0	1-0
Toledo	1-6	6-7
Towson	0-0	0-0
Tulane	1-0	1-0
Tulsa	0-0	1-1
UAB	0-0	1-0
UIC	0-0	2-0
UNC Asheville	0-0	1-0
UNLV	0-0	1-0
USC	0-1	1-1
VCU	0-0	1-0
Valparaiso	0-0	2-0
Villanova	0-0	0-1
West Virginia	0-1	0-2
Western Carolina	0-0	2-0
Western Kentucky	1-0	1-0
Western Michigan	6-2	9-4
Wheeling	1-0	1-0
William & Mary	0-0	1-0
Winthrop	0-0	1-1
Wisconsin	0-0	0-8
Wright State	2-0	4-0
Xavier	0-0	0-1
Yale	0-0	1-0
Youngstown State	1-0	1-0
TOTAL	107-65	289-197



### LAST TIME AKRON...

**Scored 50+ points in a half: 7x Most:** vs Point Park (50), 11/13/21 (2nd)  
**Scored 55+ points in a half:** vs. Detroit (58), 12/18/13 (2nd)  
**Scored 60+ points in a half:** vs. Denison (70), 12/7/05 (1st)  
**Scored 90+ Points:** vs. Youngstown State (98), 11/10/18  
**Scored 90+ Points (MAC):** Buffalo (91) 1/28/17  
**Scored 100+ Points:** vs. Point Park (102), 11/13/21  
**Scored 100+ Points (MAC):** at Northern Illinois (101, 2ot), 1/29/03  
**Scored 110+ Points:** vs. Ball State (106, 2ot), 1/27/18  
**Scored 110+ Points (MAC):** vs. Ball State (111, 2ot), 1/27/18  
**Scored 120+ Points:** vs. Denison (123), 12/7/05  
**Scored 50 points or less:** at Gonzaga (43), 12/10/16  
**Scored 50 points or less (MAC):** vs. Ohio (50), 2/22/14  
**Scored 100 points in consecutive games:** vs. Ball State (105, ot), 1/4/03; at Ohio (104, 4ot), 1/8/03  
**Scored 100 points in 3+ consecutive games:** vs. Central Connecticut (100), 12/3/67; vs. Marietta (100), 12/10/67; at Heidelberg (102), 12/13/67  
**Won a game by 20+ points:** vs. Radford (47, 88-41), 11/17/16  
**Won a game by 30+ points:** vs. Chicago State (41, 87-46), 11/16/18  
**Won by one point:** at Buffalo (91-90), 1/28/17  
**Lost by one point:** at Northern Illinois (80-79), 2/13/16  
**Consecutive games decided by one point:** at Bowling Green (W, 69-68), 1/31/15; at Ohio (L, 83-82), 2/4/15  
**Made 35+ field goals:** vs. Point Park (36), 11/13/21  
**Made 40+ field goals:** vs. Denison (46), 12/7/05  
**Made 45+ field goals:** vs. Denison (46), 12/7/05  
**Made 50+ field goals:** vs. Hiram (57), 2/25/61  
**Shot over 50% from the field:** vs. Point Park (.500, 36-72), 11/13/21  
**Shot over 60% from the field:** at IPFW (.643, 36-56), 3/19/14  
**Shot over 65% from the field:** at Kent State (.660, 33-55), 1/24/98  
**Shot under 30% from the field:** at North Dakota State (.298, 17-57), 12/16/14  
**Made 10+ 3-pointers:** vs. Point Park (13) 11/13/21  
**Made 15+ 3-pointers (4x Last):** at Eastern Michigan (18) 2/10/17  
**Made 20+ 3-pointers:** vs. BGSU (20) 3/1/16  
**Made 0 3-pointers:** vs. Purdue, 12/7/00  
**Shot over 50% from 3-point (10 att):** vs. Buffalo (.591, 13-22), 2/24/17  
**Shot over 60% from 3-point (10 att):** at Ohio (.600, 9-15), 1/12/14  
**Shot over 70% from 3-point (10 att):** vs. Ohio (.750, 9-12), 3/10/12  
**Shot over 75% from 3-point (8 att):** vs. Northern Ill. (.778, 7-9), 2/19/90  
**Made 20+ free throws:** vs. Buffalo (20), 2/24/17  
**Made 25+ free throws:** vs. Buffalo (26), 1/28/17  
**Made 30+ free throws:** vs. Youngstown State (35), 12/21/07  
**Made 35+ free throws:** vs. Youngstown State (35), 12/21/07  
**Made 40+ free throws:** vs. Ball State (.905, 19-of-21), 1/27/18  
**Shot 100% from foul line (min. 10 att.):** vs. Bowling Green (10-10), 2/21/17  
**Had 15+ steals:** vs. Bluffton (17), 12/20/14  
**Had 20+ steals:** vs. Tiffin (20), 11/19/06  
**Had 20+ assists:** at Ohio (21), 2/27/13  
**Had 25+ assists:** vs. North Carolina Central (26), 12/8/07  
**Had 30+ assists:** vs. Denison (31), 12/7/05  
**Had 50+ rebounds:** vs. Arkansas-Pine Bluff (50), 12/18/12  
**Had 60+ rebounds:** vs. Coppin State (61), 1/2/13  
**Won rebounds by +20:** vs. Coppin State (29, 61-32), 1/2/13  
**Lost rebounds by +20:** vs. Canisius (20, 27-47), 11/15/08  
**Had 10+ blocked shots:** at Buffalo (10), 2/16/16  
**Had 15+ blocked shots:** vs. Kent State (15), 3/12/11  
**Had 5 or fewer turnovers:** vs. Youngstown State (5), 11/10/18  
**Had 10 or fewer turnovers:** at Western Michigan (8), 1/24/17  
**Had 20+ turnovers:** vs. Miami (Ohio) (20), 2/21/15  
**Had 25+ turnovers:** vs. Arkansas-Pine Bluff (25), 12/18/12  
**Won in overtime:** at Ohio (83-80, 2OT), 1/12/14  
**Lost in overtime:** vs. Ohio State (NIT: 72-63), 3/15/16  
**Played in two overtimes:** vs. Ball State (L, 111-106, 2ot), 1/27/18  
**Played in three overtimes:** vs. Xavier (L, 113-111), 12/21/96  
**Played in four overtimes:** at Ohio (L, 112-104), 1/8/02  
**Played in five overtimes:** at Eastern Kentucky (W, 88-86), 1/26/84  
**Played consecutive overtime games:** vs. Ball State (W, 105-104, ot), 1/4/03; at Ohio (L, 112-104, 4ot), 1/8/03  
**Overcame a 10+ point deficit to win:** Trailed 38-27 vs. CMU, won 89-85, 11/10/17  
**Overcame a 15+ point deficit to win:** Trailed 52-37 at NIU, won 76-73, 1/31/17  
**Overcame a 20+ point deficit to win:** Trailed 32-12 vs. Buffalo, won 68-64, 1/26/13

### LAST TIME AN OPPONENT...

**Scored 50+ points in a half:** vs. Davidson (52), 12/25/17 (2nd)  
**Scored 55+ points in a half:** vs. USC (55), 12/22/17 (2nd)  
**Scored 60+ points in a half:** at Louisville (65), 12/10/05 (2nd)  
**Scored 90+ Points:** Davidson (90), 12/25/17  
**Scored 90+ Points (MAC):** Buffalo (90), 1/28/17  
**Scored 100+ Points:** at Louisville (111), 12/10/05  
**Scored 100+ Points (MAC):** at Northern Illinois (100, 2ot), 1/29/03  
**Scored 110+ Points:** at Louisville (111), 12/10/05  
**Scored 110+ Points (MAC):** vs. Ball State (111, 2ot), 1/27/18  
**Scored 120+ Points:** at Eastern Kentucky (122), 1/19/80  
**Scored 50 points or less:** vs. Radford (41), 1/28/17  
**Scored 50 points or less (MAC):** vs. Miami (46), 1/23/16  
**Scored 100 points in consecutive games:** vs. Ball State (104, ot), 1/4/03; at Ohio (112, 4ot), 1/8/03  
**Scored 100 points in consecutive games (MAC):** vs. Ball State (104, ot), 1/4/03; at Ohio (112, 4ot), 1/8/03  
**Scored 100 points in 3+ consecutive games:** Never  
**Won a game by 20+ points:** vs. USC (31, 84-53), 12/21/17  
**Won a game by 30+ points:** at South Carolina (32, 78-45), 12/28/13  
**Made 35+ field goals:** at Buffalo (38), 2/19/14  
**Made 40+ field goals:** at Louisville (40), 12/10/05  
**Made 45+ field goals:** at Marshall (47), 12/21/51  
**Made 50+ field goals:** Never  
**Shot over 50% from the field:** vs. Davidson (.532, 33-62), 12/25/17  
**Shot over 60% from the field:** at IPFW (.600, 33-55), 3/19/14  
**Shot over 65% from the field:** vs. Ohio (.652, 30-46), 2/12/94  
**Shot under 30% from the field:** vs. Western Michigan (.259, 14-54), 3/11/15  
**Made 10+ 3-pointers:** Davidson (13), 12/25/17  
**Made 15+ 3-pointers 2x Most:** vs. Marshall (12), 12/17/16  
**Made 0 3-pointers:** at Valparaiso, 11/18/11  
**Shot over 50% from 3-point (10 att):** vs. Eastern Michigan (.529, 9-17), 1/19/16  
**Shot over 60% from 3-point (10 att):** at Ohio (.611, 11-18), 2/4/15  
**Shot over 70% from 3-point (10 att):** vs. Toledo (.786, 11-14), 1/20/93  
**Shot over 75% from 3-point (10 att):** at Toledo (.818, 9-11), 1/9/15  
**Made 20+ free throws:** vs. USC (20), 12/25/17  
**Made 25+ free throws:** at Kent State (25), 3/6/15  
**Made 30+ free throws:** at Saint Mary's (32), 11/12/13  
**Made 35+ free throws:** vs. Toledo (36, ot), 3/10/09  
**Made 40+ free throws:** Never  
**Shot 90% from foul line:** vs. Ohio (.900, 18-20), 2/27/15  
**Shot 100% from foul line (min. 10 att.):** at Florida State (10-10), 3/18/08  
**Had 15+ steals:** vs. Arkansas-Pine Bluff (18), 12/18/12  
**Had 20+ steals:** Never  
**Had 20+ assists:** at IPFW (20), 3/19/14  
**Had 25+ assists:** at Northwestern (25), 3/13/12  
**Had 30+ assists:** at Louisville (31), 12/10/05  
**Had 50+ rebounds:** vs. Western Michigan (51), 3/11/11; (50), 1/8/16)  
**Had 10+ blocked shots:** vs. VCU (10), 2/23/08  
**Had 15+ blocked shots:** Never  
**Had 5 or fewer turnovers:** vs. Miami (Ohio) (5), 3/10/07  
**Had 10 or fewer turnovers 3x Least:** vs. UMES (8), 12/22/16  
**Had 20+ turnovers:** vs. Radford (22), 2/14/15  
**Had 30+ turnovers:** vs. Canisius (30), 11/15/08  
**Overcame a 10+ point deficit to win:** YSU trailed 41-30 and won 90-82, 11/12/16  
**Overcame a 15+ point deficit to win:** Western Michigan trailed 37-19 and won 64-60 in overtime, 3/14/14





## LAST TIME AN AKRON PLAYER...

### SCORING

**Scored 20+ Points:** Xavier Castaneda (23), vs. Eastern Michigan 1/13/23  
**Scored 25+ Points:** Enrique Freeman (27), vs. Northern Illinois 1/3/23  
**Scored 30+ Points:** Xavier Castaneda (31), vs. South Dakota State, 11/7/22  
**Scored 35+ Points:** Romeo Travis (37), vs. Bowling Green, 2/24/07  
**Scored 40+ Points:** Derrick Tarver (44), vs. Wright State, 12/30/03  
**Scored 45+ Points:** Jimond Ivey (48), vs. Ball State, 1/27/18  
**Scored 50+ Points:** Never  
**Two players had 20+ points:** Xavier Castaneda (43) and Enrique Freeman (22) vs Eastern Michigan, 1/13/23  
**Three players had 20+ points:** Nikola Cvetinovic (27); Brett McClanahan (22); Zeke Marshall (22), vs. Youngstown State, 11/20/10  
**Two players had 25+ points:** Kwan Cheatham (31); Isaiah Johnson (27), UB, 1/28/17  
**Two players had 30+ points:** Rashon Brown (31); David Falknor (30), vs. Western Michigan, 3/4/02  
**Scored 20+ points, half:** Derrick Tarver (27), vs. Wright State, 12/30/03 (1st)  
**Scored 20+ points in five-straight games:** Derrick Tarver (6), 1/10/04-1/28/04  
**Scored 20+ points in 10+ straight games:** Joe Jakubick (17), 1/9/84-3/3/84  
**Scored in double figures in 10+ straight games:** Isaiah Johnson (13), 1/12-2/23/16  
**Scored in double figures in 15+ straight games:** Demetrius "Tree" Treadwell (22), 1/8/14-11/14/14  
**Scored in double figures in 30+ straight games:** Joe Jakubick (30), 3/11/82-3/3/84  
**All five starters scored in double figures: 2x** Isaiah Johnson (15), Antino Jackson (13), Jimond Ivey (13), Kwan Cheatham, Jr. (10), Tavian Dunn-Martin (10); vs. UMS, 12/22/16  
**Kwan Cheatham (20), Noah Robotham (14), Isaiah Johnson (13), Jimond Ivey (13), and Antino Jackson (12) vs. Western Michigan 1/24/17**  
**5 players scored in double figures Last:** Xavier Castaneda (23), Enrique Freeman (20), Sammy Hunter (14), Trendon Hankerson (13), Greg Tribble (10), Amani Lyles (10); vs. Eastern Michigan 1/13/23  
**6 players scored in double figures:** Xavier Castaneda (23), Enrique Freeman (20), Sammy Hunter (14), Trendon Hankerson (13), Greg Tribble (10), Amani Lyles (10); vs. Eastern Michigan 1/13/23  
**7 players scored in double figures:** Bubba Walther (21), Zach Sowers (12), Matt Futch (11), Nick Dials (10), Dru Joyce (10), Romeo Travis (10), John Rybak (10); vs. Denison, 12/7/05  
**DOUBLE-DOUBLES**  
**Had a double-double:** Jimond Ivey (24 pts., 13 Rebs) vs Chattanooga 11/28/17  
**Two players with a double-double:** Jimond Ivey (14 pts., 12 rebs.), Isaiah Johnson (10 pts., 10 rebs.); vs. Kent State, 3/3/17  
**Three players with a double-double:** Kwan Cheatham, Jr. (16 pts., 12 Rebs); Isaiah Johnson (14 pts, 10 Rebs); Jimond Ivey (12 pts, 11 Rebs) all vs American 11/12/16  
**20-point, 10-rebound double-double:** Enrique Freeman (21 pts., 13 rebs.), vs. BGSU, 1/10/23  
**25-point, 10-rebound double-double:** Enrique Freeman (27 pts., 15 rebs.), vs. NIU 1/3/23  
**Double-double in points and assists:** Dru Joyce (12 pts., 13 ast.), vs. Hampton, 11/27/04  
**Had a triple-double:** Never  
**SHOOTING**  
**Made 10+ field goals:** Emmanuel Olojakpoke (10), vs. Fort Wayne 12/6/17  
**Made 15+ field goals:** Jimond Ivey (15), at Ball State, 1/27/18  
**Attempted 20+ field goals:** Jimond Ivey (23), at Ball State, 1/27/18  
**Attempted 25+ field goals:** Derrick Tarver (25), at Ball State, 3/8/04  
**Made 5+ 3-pointers:** Daniel Utomi (5), at EMU (2/10/17)  
**Made 7+ 3-pointers:** Jimond Ivey (9), vs Ball State 1/27/18  
**Made 10+ 3-pointers:** Bryan Trimble, Jr. (10), vs. Bowling Green, 1/20/22  
**Attempted 10+ 3-pointers:** Josh Williams (10), vs. CMU, 1/10/17  
**Attempted 12+ 3-pointers:** Jimond Ivey (12), vs Ball State 1/27/18  
**Attempted 15+ 3-pointers:** Derrick Tarver (15), vs. Wright State, 12/30/03  
**Made a 3-pointer in 10+ straight games:** Kwan Cheatham (14), 12/3/16-1/28/17  
**Made a 3-pointer in 15+ straight games:** Steve McNees (16), 1/3/11-2/26/11  
**Made a 3-pointer in 20+ straight games:** Brett McClanahan (20), 11/12/10-1/26/11  
**Shot 100% from 3-point range (min. 5 att.):** Jake Kretzer (5-5), at Ohio, 2/27/13  
**FREE THROWS**  
**Made 10+ free throws:** Xavier Castaneda (11-of-12), vs. EMU, 1/13/23  
**Made 15+ free throws:** Romeo Travis (16), vs. Bowling Green, 2/24/07  
**Made 20+ free throws:** Jim Fenton (20), vs. John Carroll, 1/6/54  
**Made 20+ consecutive free throws:** Darryl Roberts (30), 1/22/11-3/11/11  
**Made 30+ consecutive free throws:** Darryl Roberts (30), 1/22/11-3/11/11  
**Attempted 15+ free throws:** Isaiah Johnson (11-of-16), vs. CMU, 1/10/17  
**Attempted 20+ free throws:** Romeo Travis (23), vs. Bowling Green, 2/24/07  
**Shot 100% from the foul line (min. 10 att.):** Johnny Hollingsworth (10-10), vs. Marshall, 3/5/03

### REBOUNDS

**Had 10+ rebounds:** Kwan Cheatham, Jr. (13), vs Ohio 2/4/17  
**Had 15+ rebounds:** Isaiah Johnson (16), vs. Eastern Michigan 3/10/16  
**Had 20+ rebounds:** Enrique Freeman (21) vs Malone 12/19/20; Bryan Roth (21), vs. Eastern Kentucky, 2/9/85  
**Had 25+ rebounds:** Roger Johnson (25), vs. Ill. Wesleyan, 1/4/69  
**Had 10+ rebounds in three-consecutive games:** Demetrius "Tree" Treadwell, 12/16/13-12/23/13  
**Had 10+ rebounds in four-consecutive games:** Demetrius "Tree" Treadwell, 1/15/14-1/25/14  
**Had 10+ rebounds in five-consecutive games:** Demetrius "Tree" Treadwell, 2/1/14-2/15/14  
**Two players had 10+ rebounds:** Quincy Diggs (12), Demetrius "Tree" Treadwell (11); at Miami (Ohio), 2/26/14  
**Three players had 10+ rebounds:** Jake Kretzer (12), Zeke Marshall (12), Nick Harney (11); vs. Coppin State, 1/2/13

### ASSISTS

**Had 7+ assists:** Isaiah Johnson vs. Lipscomb (8), 1/3/17  
**Had 10+ assists:** Alex Abreu (10), at Northwestern, 3/13/12  
**Had 12+ assists:** Wendell Bates (12), vs. Kent State, 12/18/79  
**Had 15+ assists:** Never

### BLOCKED SHOTS

**Had 5 blocked shots:** Demetrius "Tree" Treadwell (5), at EMU, 1/22/14  
**Had 6 blocked shots:** Zeke Marshall (6), vs. Buffalo, 1/26/13  
**Had 7 blocked shots:** Zeke Marshall (7), vs. Kent State, 3/15/13  
**Had 8 blocked shots:** Zeke Marshall (9), at Toledo, 1/23/13  
**Had 10+ blocked shots:** Never

### STEALS

**Had 5 steals:** Antino Jackson (5), at Miami, 1/14/17  
**Had 6 steals:** Alex Abreu (6), at Mississippi State, 11/9/11  
**Had 7 steals:** Jimmal Ball (7), at Buffalo, 1/24/00  
**Had 8 steals:** Jimmal Ball (9), at Eastern Michigan, 1/19/00

## LAST TIME AN OPPOSING PLAYER...

**Scored 20+ Points:** Braylon Rayson (27), at Central Michigan 1/10/17  
**Scored 30+ Points:** Marcus Keene (33), at Central Michigan, 1/10/17; Blake Hamilton (33) 1/28/17; Jaaron Simmons (38) 2/4/17  
**Scored 40+ Points:** Carlos Medlock (42), vs. Eastern Michigan, 3/11/10  
**Scored 50+ Points:** Never  
**Had a double-double:** Kenny Carpenter (CSU) (11 points and 12 rebounds) 11/11/17  
**Made 10+ field goals:** Blake Hamilton (13) Buffalo 1/28/17; Jaaron Simmons (10) 2/4/17  
**Attempted 20+ field goals:** Josh Hart (21) at Villanova, 11/22/15  
**Made 5+ 3-pointers:** Jaaron Simmons (5-of-5) Ohi 2/4/17  
**Attempted 10+ 3-pointers:** Anthlon Bell (13) at Arkansas, 11/18/15  
**Made 10+ free throws:** Raven Lee (13), at Eastern Michigan, 2/14/15  
**Attempted 15+ free throws:** D.J. Newbill (15), at Penn State, 11/25/14  
**Shot 100% from the foul line (min. 10 att.):** Braylon Rayson (10-10), at Central Michigan, 1/12/16  
**Had 10+ rebounds:** Kenny Carpenter (12) vs. Cleveland State, 11/11/17  
**Had 15+ rebounds:** Jordan Fouse (16), at Green Bay, 11/24/15  
**Had 20+ rebounds:** Reggie Keely (20), vs. Ohio, 2/14/10  
**Had 10+ assists:** D.J. Cooper (10), at Ohio, 2/26/12  
**Had 5+ blocked shots:** Jimmy Hall (5), at Kent State, 3/6/15  
**Had 5+ steals:** Cameron Morse (5), at YSU, 11/12/16



## The Zips All-Time Records vs Opponents

Adrian	1	0	2016-17	Same	W1
Air Force	1	0	2016-17	Same	W1
Alabama	0	1	2000-01	Same	L1
Alabama State	1	0	2018-19	2018-19	1-0
Albion	3	0	1946-47	1948-49	W3
Alfred	1	0	1938-39	1938-39	W1
Allegheny	0	5	1905-06	1913-14	L5
Alliance (Pa.)	1	0	1969-70	1969-70	W1
American	5	1	1961-62	2016-17	W2
Appalachian State	1	1	2017-18	2021-22	L1
Arizona State	1	1	1950-51	1956-57	L1
Arkansas	1	0	2015-16	Same	W1
Arkansas-Little Rock	1	1	2006-07	2010-11	W1
Arkansas-Pine Bluff	5	0	2009-10	2014-15	W5
Ashland	25	3	1904-05	1989-90	W6
Augustana	1	0	1968-69	1968-69	W1
Austin Peay	11	9	1957-58	2009-10	W3
Baldwin-Wallace	66	25	1902-03	1979-80	W7
<b>Ball State</b>	<b>28</b>	<b>19</b>	<b>1937-38</b>	<b>2022-23</b>	<b>L1</b>
Bellarmine	3	2	1967-68	1974-75	W3
Bethany	1	0	1966-67	Same	W1
Bethune-Cookman	4	0	1987-88	2015-16	W4
Binghamton	2	0	2006-07	2007-08	W2
Bluffton	2	0	1946-47	2014-15	W2
Boise State	1	1	1988-89	Same	L1
<b>Bowling Green</b>	<b>45</b>	<b>28</b>	<b>1937-38</b>	<b>2022-23</b>	<b>W3</b>
Bridgewater	1	0	1960-61	Same	W1
Brockport State	5	1	1971-72	1976-77	W2
Brooklyn College	4	0	1987-88	1988-89	W4
Brown	2	0	1947-48	1969-70	W2
Bradley	0	1	2022-23	Same	L1
Bryant	1	0	2014-15	Same	W1
Bucknell	2	0	1964-65	1966-67	W2
<b>Buffalo</b>	<b>38</b>	<b>33</b>	<b>1954-55</b>	<b>2021-22</b>	<b>W3</b>
Buffalo State	6	3	1967-68	1976-77	L2
Butler	0	1	1964-65	Same	L1
California	0	1	2005-06	Same	L1
UC- Santa Barbara	1	2	1953-54	2015-16	W1
UC-Irvine	1	0	2016-17	2016-17	W1
Canisius	3	3	1942-43	2008-09	W1
Capital	13	0	1917-18	2002-03	W13
Carnegie Mellon	3	0	1943-44	2018-19	W3
Carson-Newman	0	1	1973-74	Same	L1
Case Tech	34	18	1903-04	1956-57	W1
Catholic	1	0	1962-63	Same	W1
Cedarville	2	0	2020-21	2018-19	W2
Centenary	1	0	1938-39	Same	W1
Central Connecticut	6	3	1966-67	1986-87	W1
Central Florida	4	0	1984-85	1989-90	W4
<b>Central Michigan</b>	<b>39</b>	<b>15</b>	<b>1938-39</b>	<b>2022-23</b>	<b>W6</b>
Central State	1	0	1983-84	Same	W1
Charleston Southern	1	0	2015-16	Same	W1
Cheyney State	4	2	1970-71	1978-79	W1
Chicago State	3	1	1984-85	2018-19	W3
Chicago	0	1	1913-14	Same	L1
Cincinnati	8	11	1914-15	2003-04	L7
Clemson	0	2	2005-06	2018-19	L2
Cleveland State	37	32	1932-33	2017-18	W4
Coastal Carolina	2	1	1986-87	2013-14	W1
Colby	5	1	1948-49	1957-58	W2
Concord	3	0	2017-18	2022-23	W3
Connecticut	1	0	1947-48	Same	W1
Coppin State	5	0	2012-13	2016-17	W5
Creighton	1	3	2005-06	2016-17	L2
Dartmouth	1	0	1927-28	Same	W1
Davidson	0	1	2017-18	Same	L1
Davis & Elkins	2	0	1983-84	1985-86	W2
Dayton	2	12	1936-37	2010-11	L12
Defiance	1	0	1920-21	Same	W1
Delaware State	1	0	1988-89	Same	W1
Denison	21	4	1908-09	2005-06	W10
Denver	1	0	1959-60	Same	W1
DePauw	2	0	1958-59	1959-60	W2
Detroit Mercy	6	4	1935-36	2018-19	W2
Drake	1	2	2003-04	2009-10	L1
Duquesne	8	18	1946-47	2011-12	L1
Eastern Illinois	4	8	1967-68	1991-92	L1
Eastern Kentucky	6	13	1946-47	2008-09	L2
<b>Eastern Michigan</b>	<b>35</b>	<b>24</b>	<b>1967-68</b>	<b>2022-23</b>	<b>W4</b>
Eastern Montana	3	0	1969-70	1974-75	W3
Eastern Washington	1	0	1990-91	Same	W1
Edinboro	3	0	1982-83	1986-87	W3
Evansville	1	4	1957-58	2021-22	W1
Fairfield	0	3	1994-95	2000-01	L3
Fairleigh Dickinson	2	0	1966-67	2008-09	W2
Ferris State	0	1	1981-82	Same	L1

Findlay	1	1	1937-38	1938-39	L1
Florida Atlantic	1	0	1992-93	Same	W1
Florida A&M	2	0	2011-12	2021-22	W2
Fla. International	3	2	1987-88	1999-2000	L1
Florida State	1	0	2007-08	Same	W1
Franklin & Marshall	2	1	1937-38	1939-40	W1
Gannon	11	11	1945-46	1978-79	L1
Gardner-Webb	1	0	2006-07	Same	W1
Geneva	10	6	1916-17	1965-66	W1
George Mason	2	0	1996-97	1997-98	W2
Georgia Southern	1	0	2016-17	2016-17	W1
Glenville	2	1	1936-37	1938-39	L1
Gonzaga	0	2	2008-09	2016-17	L2
Green Bay	3	6	1989-90	2015-16	L2
Grove City	1	1	1916-17	1917-18	W1
Hampton	3	1	2001-02	2004-05	W3
Hayward State	1	0	1974-75	Same	W1
Heidelberg	43	9	1910-11	1966-67	W14
Hillsdale	1	0	1948-49	1948-49	W1
Hiram	42	3	1904-05	2015-16	W40
Hofstra	5	1	1963-64	1970-71	W3
Houston	2	1	1993-94	2016-17	W2
Howard	1	0	2009-10	Same	W1
Idaho State	0	1	1991-93	Same	L1
Illinois-Chicago	5	4	1983-84	2010-11	W3
Illinois State	2	7	1969-70	2018-19	L1
Illinois Wesleyan	2	0	1968-69	1971-72	W2
Indiana	1	0	1904-05	Same	W1
IPFW	1	2	2013-14	2018-19	L1
IUPUI	1	0	1990-91	Same	W1
IUPUI	2	0	1977-78	1978-79	W2
Indiana State	1	1	1970-71	2971-72	W1
Iona	5	0	1955-56	2015-16	W5
Iowa State	0	1	2013-14	Same	L1
Ithaca	1	0	1963-64	Same	W1
Jackson State	1	0	2022-23	Same	-
Jacksonville (Fla.)	0	1	1983-84	Same	L1
James Madison	1	1	2002-03	2003-04	W1
John Carroll	21	7	1934-35	2012-13	W7
Johniata	2	0	1954-55	1955-56	W2
Kansas State	0	3	1988-89	1990-91	L3
<b>Kent State</b>	<b>79</b>	<b>80</b>	<b>1915-16</b>	<b>2021-22</b>	<b>W1</b>
Kentucky	0	2	1936-37	1981-82	L2
Ky. Wesleyan	5	7	1965-66	1976-77	W1
Kenyon	22	4	1903-04	1987-88	W4
Lake Forest	2	0	1957-58	1958-59	W2
Lamar	2	1	1990-91	1991-92	L1
La Salle	0	1	1939-40	Same	L1
Lawrence Tech	6	0	1938-39	1959-60	W6
LeMoynne	1	0	1963-64	Same	W1
Liberty	1	1	2001-02	2019-20	L1
Lipscomb	1	0	2015-16	Same	W1
Long Island	1	0	1965-66	Same	W1
Louisiana Tech	0	2	1989-90	Same	L2
Louisville	0	2	2005-06	2019-20	W1
Loyola-Chicago	2	0	1997-98	1998-99	W2
Loyola Marymount	1	0	2006-07	Same	W1
LSU	0	1	2022-23	Same	L1
MacMurray	1	1	1968-69	1969-70	W1
Maine	1	0	2022-23	Same	W1
Malone	7	0	1971-72	2020-21	W7
Mankato State	0	1	1977-78	Same	L1
Mansfield State	1	0	1992-93	Same	W1
Marietta	18	3	1910-11	1967-68	W13
Marshall	16	14	1946-47	2022-23	L1
Md.-Eastern Shore	5	1	1950-51	2016-17	W5
Massachusetts	1	1	2007-08	2019-20	W1
Merrimack	1	0	2019-20	2019-20	W2
Miami (Fla.)	1	2	1956-57	2014-15	L2
<b>Miami (Ohio)</b>	<b>34</b>	<b>34</b>	<b>1914-15</b>	<b>2021-22</b>	<b>W7</b>
Michigan	0	4	1937-38	1985-86	L4
Michigan State	1	1	1912-13	1913-14	L1
Middle Tennessee	10	17	1979-80	2014-15	L2
Millikin	1	0	2010-11	Same	W1
Mississippi College	1	0	1949-50	Same	W1
Mississippi State	2	0	2005-06	2011-12	W2
Mississippi Valley	2	1	1991-92	2017-18	W1
Minnesota	0	2	1991-92	2010-11	L2
Monmouth	0	1	2001-02	Same	L1
Montana State	1	0	1974-75	Same	W1
Morehead State	10	11	1974-75	1988-89	L1
Morgan State	2	0	1985-86	2022-23	W2
Mount St. Mary's	2	0	1966-67	2005-06	W2
Mount Union	42	28	1901-02	2004-05	W20
Murray State	9	8	1979-80	1986-87	W3
Muskingum	33	8	1923-24	1980-81	W3
Nevada	0	4	2005-06	2022-23	L4
New Hampshire	1	0	1960-61	Same	W1



N.C. A&T	7	3	1963-64	2011-12	W3
N.C. Central	2	0	2007-08	2019-20	W2
N.C. State	0	3	1946-47	2009-10	L3
UNC Asheville	1	0	2012-13	Same	W1
UNC Greensboro	2	2	1994-95	2009-10	W2
UNC Wilmington	1	1	1983-84	1985-86	W1
North Dakota	1	0	1965-66	Same	W1
North Dakota State	2	0	2012-13	2014-15	W2
Northeastern Illinois	1	0	1990-91	Same	W1
Northern Colorado	1	1	1950-51	1954-55	W1
<b>Northern Illinois</b>	<b>30</b>	<b>14</b>	<b>1987-88</b>	<b>2022-23</b>	<b>W1</b>
Northern Iowa	1	3	1978-79	1990-91	L1
Northern Kentucky	0	4	1977-78	1978-79	L4
Northern Michigan	0	2	1978-79	Same	L2
Northwestern	0	1	2011-12	Same	L1
Notre Dame	0	3	1982-83	2010-11	L3
Oakland	6	3	1975-76	2004-05	W2
Oberlin	35	5	1904-05	1966-67	W15
Ohio Northern	4	0	1916-17	1923-24	W4
Ohio State	1	7	1905-06	2015-16	L5
<b>Ohio</b>	<b>46</b>	<b>42</b>	<b>1911-12</b>	<b>2021-22</b>	<b>W1</b>
Ohio Wesleyan	25	14	1909-10	1967-68	W4
Oklahoma State	0	1	2012-13	Same	L1
Oral Roberts	5	1	1988-89	2013-14	W1
Oregon State	1	0	2013-14	Same	W1
Otterbein	23	5	1912-13	1987-88	W5
Penn State	2	5	1937-38	2014-15	L1
Pennsylvania	0	1	1908-09	Same	L1
Pepperdine	1	0	1955-56	Same	W1
Pittsburgh	1	3	1910-11	2008-09	L3
Philadelphia Textile	3	1	1966-67	1971-72	W2
Point Park	1	0	2021-22	2021-22	W1
Portland State	0	1	2007-08	Same	L1
Prairie View	1	0	1993-94	Same	W1
Princeton	1	1	2012-13	2017-18	L1
Purdue	0	2	1999-2000	2000-01	L2
Quincy	1	0	1981-82	Same	W1
Radford	3	0	2002-03	2016-17	W3
Rhode Island	2	2	1999-2000	2009-10	L2
Rice	1	0	1987-88	Same	W1
Rider	0	1	1996-97	Same	L1
Roanoke	4	1	1971-72	1976-77	W4
Robert Morris	2	0	1986-87	1987-88	W2
Rochester	0	2	1908-09	1913-14	L2
Rochester Tech	1	1	1954-55	1955-56	L1
Rutgers	1	0	1949-50	Same	W1
St. Bonaventure	2	1	1942-43	2020-21	L1
St. Francis (N.Y.)	5	1	1947-48	2008-09	W2
St. Francis (Pa.)	4	0	1949-50	2009-10	W4
St. Ignatius	1	0	1908-09	Same	W1
St. John's (N.Y.)	0	1	1944-45	Same	L1
St. Joseph's (Ind.)	1	0	1974-75	Same	W1
St. Joseph's (Pa.)	0	2	1997-98	1998-99	L2
St. Mary's (Calif.)	1	1	1973-74	2013-14	L1
St. Michael's (Vt.)	0	1	1964-65	Same	L1
St. Thomas (Minn.)	1	0	1949-50	Same	W1
St. Vincent	2	0	1971-72	1972-73	W2
San Francisco St.	4	1	1964-65	1972-73	W1
Scranton	0	1	1939-40	Same	L1
Seattle	1	0	1958-59	Same	W1
Slippery Rock	4	1	1952-53	1999-2000	W4
South Alabama	0	2	1980-81	1981-82	L2
South Carolina	1	2	2013-14	2014-15	W1
South Carolina State	3	0	1986-87	2015-16	W3
USC Upstate	2	0	2007-08	2019-20	W2
South Florida	0	1	1983-84	Same	L1
Southern	2	0	2019-20	2021-22	W2
Southern California	1	1	2014-15	2017-18	L1
Southern Calif. College	1	0	1974-75	Same	W1
Southern Colorado	1	0	1971-72	Same	W1
Southern Utah	2	1	1988-89	1989-90	L1
Southwestern La.	1	0	1980-81	Same	W1
Stephen F. Austin	1	0	1988-89	Same	W1
Stetson	1	0	2010-11	Same	W1
Steubenville	3	0	1964-65	1972-73	W3
Syracuse	0	1	2000-01	Same	L1
Tampa	1	0	1949-50	Same	W1
Temple	2	1	2005-06	2010-11	L1
Tennessee State	4	2	1971-72	2018-19	W3
Tennessee Tech	9	8	1979-80	1986-87	W5
Texas A&M	1	1	1948-49	2009-10	L1
Texas Southern	1	0	2012-13	Same	W1
Tiffin	1	0	2006-07	Same	W1
<b>Toledo</b>	<b>29</b>	<b>39</b>	<b>1915-16</b>	<b>2021-22</b>	<b>W1</b>
Towson	1	0	2019-20	Same	W1-
Tulane	1	0	2019-20	Same	W1
UCLA	0	1	2021-22	Same	L1
Urbana	2	0	1985-86	2008-09	W2
U.S. International	1	1	1989-90	Same	L1

UT Martin	1	0	2017-18	Same	W1
UT Arlington	0	1	2016-17	2016-17	L1
UT Chattanooga	1	0	2017-18	Same	W1
Utica	0	1	1983-84	Same	L1
Valparaiso	5	2	1990-91	2011-12	L1
Villanova	0	1	2015-16	Same	L1
Virginia Commonwealth	0	7	1969-70	2012-13	L7
Virginia Tech	0	1	1975-76	Same	L1
Wabash	1	0	1958-59	Same	W1
Wagner	1	1	1989-90	1992-93	L1
Walsh	3	0	1977-78	1979-80	W3
Washington & Jefferson	3	2	1940-41	1954-55	W1
Washington & Lee	0	1	1951-52	Same	L1
Washington State	0	1	1939-40	Same	L1
Waynesburg	1	1	1937-38	1938-39	L1
Wayne State	7	6	1936-37	1971-72	W1
Weber State	1	0	1988-89	Same	W1
West Chester	1	0	1963-64	Same	W1
West Liberty	1	0	1994-95	Same	W1
Western Illinois	15	10	1970-71	2014-15	W3
Western Kentucky	3	8	1979-80	2022-23	W1
<b>Western Michigan</b>	<b>36</b>	<b>21</b>	<b>1987-88</b>	<b>2021-22</b>	<b>L1</b>
Western Reserve	28	15	1902-03	1958-59	W4
Westminster	9	8	1936-37	1970-71	W1
West Virginia	2	3	1904-05	2019-20	L3
Wheaton	1	2	1952-53	1957-58	L2
Wheeling	1	0	2021-22	2021-22	W1
William & Mary	0	2	1949-50	2001-02	L2
Wilmington	1	0	1937-38	Same	W1
Winston-Salem State	1	2	1966-67	2006-07	W1
Winthrop	1	1	2007-08	2008-09	W1
UW-Milwaukee	1	1	1979-80	1989-90	W1
Wittenberg	15	26	1914-15	1980-81	L3
Wooster	57	35	1901-02	1998-99	W3
Wright State	15	8	1974-75	2022-23	W5
Wyoming	2	2	1999-2000	2009-10	W2
Xavier	1	4	1923-24	1997-98	L3
Yale	1	1	1906-07	1907-08	L1
York College (Neb.)	0	1	1942-43	Same	L1
Youngstown State	59	32	1937-38	2019-20	W2

### Non-Intercollegiate Teams

Opponent	W	L	First Meeting	Last Meeting	Streak
Alumni	3	0	1915-16	1917-18	W3
Athletes in Action	1	0	1973-74	Same	W1
Canton Athletic Club	0	1	1908-09	Same	L1
Canton Massillon	0	1	1904-05	Same	L1
Case All-Stars	1	0	1910-11	Same	W1
Cleveland All-Stars	1	0	1909-10	Same	W1
Cleveland YMCA	0	1	1910-11	Same	L1
Cuki-Mestre (Italy)	1	0	1987-88	Same	W1
East End Athletic Club	1	0	1902-03	Same	W1
East Liberty YMCA	0	1	1917-18	Same	L1
Goodyear Wingfoots	1	3	1918-19	1953-54	L3
Haskell Institute	1	0	1906-07	Same	W1
Kfum Orebro (Swd.)	1	0	1988-89	Same	W1
Lockbourne AFB	1	0	1944-45	Same	W1
Marathon AAU	2	0	1985-86	N/A	W2
Mexico University	1	0	1949-50	Same	W1
Ohio St. Medics	1	0	1906-07	Same	W1
Palmetto (S.C.)	0	1	1984-85	Same	L1
Polish Oly. Team	0	1	1965-66	Same	L1
Quantic Marines	0	1	1955-56	Same	L1
Ravenna Byers	3	3	1902-03	1906-07	L1
Wesleyan Medics	1	0	1909-10	Same	W1
Wstrn Reserve Medics	2	0	1901-02	Same	W2
Wheeling YMCA	1	0	1916-17	Same	W1
Windsor Basketball Club	5	0	1978-79	N/A	W5
Yugoslavia National	1	0	1983-84	Same	W1

**BOLD** indicates MAC opponents



2022-23 Akron Men's Basketball Team Game-by-Game All games

Table with 18 columns: Opponent, Date, Score, Total (FG-FGA, PCT, 3FG-3FGA, PCT, FT-FTA, PCT), Rebounds (OFF, DEF, TOT, AVG), PF, A, TO, BLK, STL, PTS, AVG. Rows include games against South Dakota St., vs Mississippi St., Morgan St., vs Western Ky., vs LSU, vs Nevada, at Marshall, Muskingum, Jackson St., Wright St., Maine, at Bradley, Concord, NIU, at Ball St., at Bowling Green, Eastern Mich., at Central Mich., at Western Mich., and a Total row for Opponents.

Akron Averages

Summary table for Akron averages with columns: Games Played, Points/..., FG Pct, 3FG Pct, FT Pct, Rebounds/..., Assists/..., Turnovers/..., Assist/Turnover, Steals/..., Blocks/...



2022-23 Akron Men's Basketball Opponents Game-by-Game All games

Table with 18 columns: Opponent, Date, Score, Total (FG-FGA, PCT, 3FG-3FGA, PCT, FT-FTA, PCT), Rebounds (OFF, DEF, TOT, AVG), PF, A, TO, BLK, STL, PTS, AVG. Rows include games against South Dakota St., vs Mississippi St., Morgan St., vs Western Ky., vs LSU, vs Nevada, at Marshall, Muskingum, Jackson St., Wright St., Maine, at Bradley, Concord, NIU, at Ball St., at Bowling Green, Eastern Mich., at Central Mich., at Western Mich., and a Total row for Akron.

Opponents Averages

Summary table for Opponents averages with columns: Games, Points/..., 3FG, Rebounds/..., Assists/..., Turnovers/..., Assist/Turnover, Steals/..., Blocks/...





**2022-23 Akron Men's Basketball  
Category Leaders  
All games**

Page 1/3  
as of Jan 21, 2023

**Points**

##	Player	G	Pts	Pts/G
13	Castaneda, Xavier	17	338	19.9
25	Freeman, Enrique	19	270	14.2
4	Hankerson, Trendon	19	171	9.0
11	Hunter, Sammy	19	138	7.3
2	Tribble, Greg	19	137	7.2
5	Johnson, Tavari	18	110	6.1
34	Johnson, Nate	19	76	4.0
0	Lyles, Amani	18	42	2.3
3	Mitchell, Kobe	14	29	2.1
1	Clarke, Garvin	10	23	2.3
20	Wilson, Evan	8	12	1.5
12	Mayfield, Pat	7	5	0.7

**Scoring Average**

##	Player	G	Pts	Pts/G
13	Castaneda, Xavier	17	338	19.9
25	Freeman, Enrique	19	270	14.2
4	Hankerson, Trendon	19	171	9.0
11	Hunter, Sammy	19	138	7.3
2	Tribble, Greg	19	137	7.2
5	Johnson, Tavari	18	110	6.1
34	Johnson, Nate	19	76	4.0
0	Lyles, Amani	18	42	2.3
1	Clarke, Garvin	10	23	2.3
3	Mitchell, Kobe	14	29	2.1
20	Wilson, Evan	8	12	1.5
12	Mayfield, Pat	7	5	0.7

**Field Goal Percentage**

##	Player	FG	Att	Pct
25	Freeman, Enrique	104	181	.575
0	Lyles, Amani	15	30	.500
34	Johnson, Nate	29	64	.453
2	Tribble, Greg	51	122	.418
5	Johnson, Tavari	44	108	.407
13	Castaneda, Xavier	89	221	.403
20	Wilson, Evan	4	10	.400
11	Hunter, Sammy	51	137	.372
4	Hankerson, Trendon	56	153	.366
12	Mayfield, Pat	2	6	.333
3	Mitchell, Kobe	9	33	.273
1	Clarke, Garvin	8	33	.242

**Field Goal Attempts**

##	Player	G	Att	Att/G
13	Castaneda, Xavier	17	221	13.0
25	Freeman, Enrique	19	181	9.5
4	Hankerson, Trendon	19	153	8.1
11	Hunter, Sammy	19	137	7.2
2	Tribble, Greg	19	122	6.4

**Field Goals Made**

##	Player	G	Made	Made/G
25	Freeman, Enrique	19	104	5.5
13	Castaneda, Xavier	17	89	5.2
4	Hankerson, Trendon	19	56	2.9
11	Hunter, Sammy	19	51	2.7
2	Tribble, Greg	19	51	2.7

**3-Point FG Percentage**

##	Player	3FG	Att	Pct
20	Wilson, Evan	4	8	.500
34	Johnson, Nate	11	27	.407
13	Castaneda, Xavier	53	141	.376
4	Hankerson, Trendon	41	113	.363
5	Johnson, Tavari	16	47	.340
11	Hunter, Sammy	25	90	.278
3	Mitchell, Kobe	7	30	.233
1	Clarke, Garvin	3	19	.158
2	Tribble, Greg	1	11	.091

**3-Point FG Attempts**

##	Player	G	Att	Att/G
13	Castaneda, Xavier	17	141	8.3
4	Hankerson, Trendon	19	113	5.9
11	Hunter, Sammy	19	90	4.7
5	Johnson, Tavari	18	47	2.6
3	Mitchell, Kobe	14	30	2.1

**3-Point FG Made**

##	Player	G	Made	Made/G
13	Castaneda, Xavier	17	53	3.1
4	Hankerson, Trendon	19	41	2.2
11	Hunter, Sammy	19	25	1.3
5	Johnson, Tavari	18	16	0.9
34	Johnson, Nate	19	11	0.6



2022-23 Akron Men's Basketball  
Category Leaders  
All games

**Free Throw Percentage**

##	Player	Made	Att	Pct
3	Mitchell, Kobe	4	4	1.000
13	Castaneda, Xavier	107	132	.811
4	Hankerson, Trendon	18	24	.750
2	Tribble, Greg	34	48	.708
34	Johnson, Nate	7	10	.700
0	Lyles, Amani	12	18	.667
25	Freeman, Enrique	62	97	.639
11	Hunter, Sammy	11	18	.611
5	Johnson, Tavari	6	10	.600
1	Clarke, Garvin	4	7	.571
12	Mayfield, Pat	1	2	.500

**Free Throw Attempts**

##	Player	G	Att	Att/G
13	Castaneda, Xavier	17	132	7.8
25	Freeman, Enrique	19	97	5.1
2	Tribble, Greg	19	48	2.5
4	Hankerson, Trendon	19	24	1.3
11	Hunter, Sammy	19	18	0.9

**Free Throws Made**

##	Player	G	Made	Made/G
13	Castaneda, Xavier	17	107	6.3
25	Freeman, Enrique	19	62	3.3
2	Tribble, Greg	19	34	1.8
4	Hankerson, Trendon	19	18	0.9
0	Lyles, Amani	18	12	0.7

**Rebounds**

##	Player	G	Reb	Reb/G
25	Freeman, Enrique	19	204	10.7
4	Hankerson, Trendon	19	87	4.6
13	Castaneda, Xavier	17	77	4.5
2	Tribble, Greg	19	55	2.9
11	Hunter, Sammy	19	54	2.8

**Assists**

##	Player	G	Ast	Ast/G
13	Castaneda, Xavier	17	55	3.2
5	Johnson, Tavari	18	39	2.2
25	Freeman, Enrique	19	37	1.9
4	Hankerson, Trendon	19	37	1.9
2	Tribble, Greg	19	36	1.9

**Rebounds Average**

##	Player	G	Reb	Reb/G
25	Freeman, Enrique	19	204	10.7
4	Hankerson, Trendon	19	87	4.6
13	Castaneda, Xavier	17	77	4.5
2	Tribble, Greg	19	55	2.9
11	Hunter, Sammy	19	54	2.8

**Steals**

##	Player	G	Stl	Stl/G
13	Castaneda, Xavier	17	20	1.2
2	Tribble, Greg	19	18	0.9
5	Johnson, Tavari	18	17	0.9
25	Freeman, Enrique	19	16	0.8
4	Hankerson, Trendon	19	16	0.8

**Offensive Rebounds**

##	Player	G	OReb	OReb/G
25	Freeman, Enrique	19	65	3.4
11	Hunter, Sammy	19	19	1.0
34	Johnson, Nate	19	16	0.8
2	Tribble, Greg	19	15	0.8
0	Lyles, Amani	18	15	0.8

**Blocked Shots**

##	Player	G	Blk	Blk/G
25	Freeman, Enrique	19	21	1.1
4	Hankerson, Trendon	19	9	0.5
0	Lyles, Amani	18	6	0.3
5	Johnson, Tavari	18	3	0.2
11	Hunter, Sammy	19	2	0.1

**Defensive Rebounds**

##	Player	G	DReb	DReb/G
25	Freeman, Enrique	19	139	7.3
4	Hankerson, Trendon	19	79	4.2
13	Castaneda, Xavier	17	66	3.9
2	Tribble, Greg	19	40	2.1
5	Johnson, Tavari	18	38	2.1

**Minutes**

##	Player	G	Min	Min/G
4	Hankerson, Trendon	19	618	32:33
25	Freeman, Enrique	19	566	29:48
13	Castaneda, Xavier	17	555	32:37
2	Tribble, Greg	19	538	28:18
11	Hunter, Sammy	19	372	19:34



**2022-23 Akron Men's Basketball  
Category Leaders  
All games**

**Fouls**

##	Player	G	PF	PF/G
25	Freeman, Enrique	19	43	2.3
2	Tribble, Greg	19	43	2.3
4	Hankerson, Trendon	19	37	1.9
5	Johnson, Tavari	18	32	1.8
11	Hunter, Sammy	19	31	1.6

**Turnovers**

##	Player	G	TO	TO/G
25	Freeman, Enrique	19	41	2.2
5	Johnson, Tavari	18	36	2.0
13	Castaneda, Xavier	17	31	1.8
4	Hankerson, Trendon	19	26	1.4
2	Tribble, Greg	19	21	1.1

**Foul Outs**

##	Player	G	FO
25	Freeman, Enrique	19	1
11	Hunter, Sammy	19	1

## 2021-22 REVIEW

	Overall	Home	Away	Neutral
<b>2020-21 Record</b>	<b>24-10</b>	<b>12-3</b>	<b>5-5</b>	<b>1-2</b>
<b>2020-21 MAC Record</b>	<b>14-6</b>	<b>7-1</b>	<b>5-5</b>	<b>0-0</b>
<b>2020-21 Non-Conference</b>	<b>3-2</b>	<b>2-0</b>	<b>0-0</b>	<b>1-2</b>

**2022 Defensive Player of the Year - Enrique Freeman**  
**2022 All-MAC Second Team - Enrique Freeman**  
**2022 All-MAC Honorable Mention - Xavier Castaneda**  
**2022 MAC All-Defensive Team - Enrique Freeman**

**MAC Finish - 3rd Overall - No. 4 Seed in Tournament**  
**Mid-American Conference Tournament Results:**  
**Quarterfinal Game: W - No. 3 Akron 74, No. 6 Bowling Green 67**  
**Semifinal Game: L - No. 2 Buffalo 81, No. 3 Akron 81**

- Akron claimed the 2022 Mid-American Conference Men's Basketball Tournament Championship and advanced to the 2022 NCAA Tournament for the fifth time in program history..Akron is 40-16 over the last three years in MAC play, owning the best winning percentage (.714) in the league.
- Akron team No. 121 finished the season with a 24-10 overall record and 14-6 record in league play. For the fifth time as a Division I program, the Zips competed in March Madness with an automatic qualifying bid to the NCAA Tournament as a No. 13 seed and played against the No. 4 seed UCLA Bruins in the First Round of the East Region at the Moda Center in Portland, Oregon on March 17, 2022.
- The Zips had three players earn 2022 All-MAC honors: Enrique Freeman who was named MAC Defensive Player of the Year, MAC Tournament MVP and Second Team All-MAC; Ali Ali was named second-team All-MAC; Xavier Castaneda was an honorable mention selection.
- Freeman ranked No. 1 in the nation in field goal percentage (.665) and landed in the NCAA Top 20 in six categories: No. 4 total rebounds (367), No. 6 rebounds per game (10.8), No. 8 double-doubles (18), No. 9 defensive rebounds per game (7.53) and No. 19 offensive rebounds per game (3.26). Freeman was one of 13 players in the NCAA to average a double-double in points (13.2) and rebounds (10.8). He led the MAC in 5-of-6 categories, ranking No. 2 in offensive rebounds per game.



Akron - 2022-23 Men's Basketball Ranking Summary thru games 01/18/2023

Statistic	National Rank	Conference Rank	Value	National Leader	Value	Conference Leader	Value
Assist/Turnover Ratio (352 ranked)	110	3	1.12	Virginia	1.74	Toledo	1.40
Assists Per Game (352 ranked)	193	7	13.1	Xavier	20.6	Buffalo Toledo	15.3 15.3
Bench Points per game (352 ranked)	267	9	16.67	Fla. Atlantic	37.44	Buffalo	25.78
Blocks Per Game (352 ranked)	289	10	2.4	Utah Valley	6.6	Ball St.	4.5
Effective FG pct (352 ranked)	238	10	0.498	Colgate	0.583	Toledo	0.554
Fastbreak Points (352 ranked)	221	11	8.72	TCU	21.22	Buffalo	18.78
Field Goal Percentage (352 ranked)	284	11	42.4	Gonzaga	51.7	Toledo	48.7
Field Goal Percentage Defense (352 ranked)	67	2	41.0	Tennessee	33.6	Kent St.	39.0
Fouls Per Game (352 ranked)	69	1	15.4	Butler	12.6	Akron	15.4
Free Throw Attempts Per Game (352 ranked)	76	4	20.0	UTRGV	27.4	Ball St.	25.3
Free Throw Percentage (352 ranked)	165	8	71.4	Villanova	83.4	Miami (OH)	79.6
Free Throws Made Per Game (352 ranked)	77	4	14.3	UTRGV	19.1	Ball St.	17.3
Rebound Margin (352 ranked)	66	2	4.6	Purdue	11.5	Western Mich.	7.9
Rebounds (Defensive) Per Game (352 ranked)	74	3	26.78	Alabama	32.56	Ohio	26.94
Rebounds (Offensive) Per Game (352 ranked)	144	8	10.78	Marshall	14.89	Western Mich.	12.39
Rebounds Per Game (352 ranked)	79	5	37.56	Alabama	46.00	Ohio	38.83
Scoring Defense (352 ranked)	28	2	62.4	Houston	53.3	Kent St.	62.2
Scoring Margin (352 ranked)	63	2	9.2	Houston	22.9	Kent St.	12.4
Scoring Offense (352 ranked)	177	10	71.6	Gonzaga	86.9	Toledo	84.8
Steals Per Game (352 ranked)	182	7	6.7	Missouri	11.7	Kent St.	10.0
Three Point Attempts Per Game (352 ranked)	39	1	25.4	Col. of Charleston	31.1	Akron	25.4
Three Point Percentage (352 ranked)	202	8	33.5	Utah St.	42.6	Toledo	38.4
Three Point Percentage Defense (352 ranked)	210	6	33.7	Tennessee	21.7	Central Mich.	29.7
Three Pointers Per Game (352 ranked)	75	1	8.5	Liberty	11.9	Akron Miami (OH)	8.5 8.5
Turnover Margin (352 ranked)	93	3	1.6	UNLV	7.4	Kent St.	5.6
Turnovers Forced Per Game (352 ranked)	159	6	13.33	Morgan St.	20.18	Kent St.	17.22
Turnovers Per Game (352 ranked)	70	4	11.7	Penn St.	8.7	Toledo	10.9
Winning Percentage (352 ranked)	88	3	66.7	Col. of Charleston	95.0	Kent St.	83.3

Statistic	Player	National Rank	Conference Rank	Value	National Leader	Value	Conference Leader	Value
Assist/Turnover Ratio (350 ranked)	Xavier Castaneda	154	4	1.80	Dalvin White, Chattanooga	4.31	RayJ Dennis, Toledo	2.89
Assists (339 ranked)					Yuri Collins, Saint Louis	191	RayJ Dennis, Toledo	107
Assists Per Game (349 ranked)	Xavier Castaneda	262	8	3.4	Yuri Collins, Saint Louis	10.6	RayJ Dennis, Toledo	5.9
Blocks (337 ranked)	Enrique Freeman	200	5	18	Jamarion Sharp, Western Ky.	77	Demarius Jacobs, Ball St.	29
Blocks Per Game (350 ranked)	Enrique Freeman	207	5	1.00	Jamarion Sharp, Western Ky.	4.28	Demarius Jacobs, Ball St.	1.61
Double Doubles (241 ranked)	Enrique Freeman	10	1	9	Joel Soriano, St. John's (NY)	16	Enrique Freeman, Akron	9
Field Goal Attempts (335 ranked)	Xavier Castaneda	335	16	196	Antoine Davis, Detroit Mercy	404	RayJ Dennis, Toledo	277
Field Goal Percentage (335 ranked)	Enrique Freeman	35	2	58.0	Max Fiedler, Rice	77.8	Dwight Wilson, Ohio	60.2
Field Goals (350 ranked)	Enrique Freeman	182	8	101	Antoine Davis, Detroit Mercy Taevion Kinsey, Marshall	165 165	RayJ Dennis, Toledo	125
Free Throw Attempts (335 ranked)	Xavier Castaneda Enrique Freeman	13 80	2 4	125 97	Drew Pember, UNC Asheville	166	Payton Sparks, Ball St.	139
Free Throw Percentage (348 ranked)	Xavier Castaneda	174	10	80.8	Bryce McBride, Youngstown St.	98.0	Samari Curtis, Bowling Green	92.9
Free Throws (343 ranked)	Xavier Castaneda Enrique Freeman	4 178	1 7	101 62	Drew Pember, UNC Asheville	138	Xavier Castaneda, Akron	101
Minutes Per Game (348 ranked)	Trendon Hankerson Xavier Castaneda	261 265	11 12	32:26 32:22	Daryl Banks III, St. Bonaventure	38:44	Lamar Norman Jr., Western Mich.	35:44
Points (348 ranked)	Xavier Castaneda Enrique Freeman	117 272	7 11	306 264	Antoine Davis, Detroit Mercy	498	Emoni Bates, Eastern Mich.	340
Points Per Game (347 ranked)	Xavier Castaneda Enrique Freeman	34 264	2 14	19.1 14.7	Antoine Davis, Detroit Mercy	26.2	Emoni Bates, Eastern Mich.	20.0
Rebounds (343 ranked)	Enrique Freeman	9	1	193	Joel Soriano, St. John's (NY)	229	Enrique Freeman, Akron	193
Rebounds (Defensive) Per Game (347 ranked)	Enrique Freeman	13	1	7.33	Dillon Jones, Weber St.	9.82	Enrique Freeman, Akron	7.33
Rebounds (Offensive) Per Game (341 ranked)	Enrique Freeman	20	2	3.39	Oscar Tshiebwe, Kentucky	5.94	Dwight Wilson, Ohio	3.53
Rebounds Per Game (345 ranked)	Enrique Freeman	7	1	10.7	Oscar Tshiebwe, Kentucky	13.8	Enrique Freeman, Akron	10.7
Steals (331 ranked)					Jaelen House, New Mexico	55	Malique Jacobs, Kent St.	52
Steals Per Game (345 ranked)					Malique Jacobs, Kent St.	3.06	Malique Jacobs, Kent St.	3.06
Three Point Attempts (340 ranked)	Xavier Castaneda Trendon Hankerson	86 214	3 8	125 104	Antoine Davis, Detroit Mercy	209	Lamar Norman Jr., Western Mich.	138
Three Point Percentage (104 ranked)	Xavier Castaneda	57	2	39.2	Wheza Panzo, Stetson	50.0	Kaden Metheny, Bowling Green	42.0
Three Pointers Per Game (346 ranked)	Xavier Castaneda Trendon Hankerson	22 176	1 9	3.06 2.22	Darius McGhee, Liberty	4.79	Xavier Castaneda, Akron	3.06
Total 3-point FGM (320 ranked)	Xavier Castaneda Trendon Hankerson	60 172	2 8	49 40	Darius McGhee, Liberty	91	Lamar Norman Jr., Western Mich.	52
Triple Doubles (1 ranked)					19 players tied	1		





Official Basketball Box Score - Final
South Dakota St. at Akron
11/07/22 James A. Rhodes Arena, Akron
2022-23 Men's Basketball

Game Time: 7:00 PM
Game Duration: 2:07
Attendance: 2,157



Official Basketball Box Score - Final
Mississippi St. at Akron
11/12/22 Wells Fargo Center, Philadelphia
2022-23 Men's Basketball

Game Time: 7:50 PM
Game Duration: 2:02
Attendance: 5,213



Box score for South Dakota St. - 80 vs Akron - 81. Includes player stats for Matt Dentinger, William Kyle III, Zeke Mayo, etc.

Shooting By Period and Technical Fouls for South Dakota St. - 80 vs Akron - 81.

Box score for Mississippi St. - 73 vs Akron - 81. Includes player stats for D.J. Jeffries, Tolu Smith, Cameron Matthews, etc.

Shooting By Period and Technical Fouls for Mississippi St. - 73 vs Akron - 81.

Box score for Akron - 81 vs SDSU - 81. Includes player stats for Sammy Hunter, Enrique Freeman, Greg Tribble, etc.

Shooting By Period and Technical Fouls for Akron - 81 vs SDSU - 81.

Box score for Akron - 54 vs Akron - 81. Includes player stats for Sammy Hunter, Enrique Freeman, Greg Tribble, etc.

Shooting By Period and Technical Fouls for Akron - 54 vs Akron - 81.

Summary statistics for SDSU vs Akron. Includes Biggest lead, Best Scoring Run, Lead Changes, etc.

Summary statistics for Akron - 54 vs Akron - 81. Includes Biggest lead, Best Scoring Run, Lead Changes, etc.

Period by Period Scoring for SDSU vs Akron.

Period by Period Scoring for Akron - 54 vs Akron - 81.



Official Basketball Box Score - Final
Morgan St. at Akron
11/15/22 James A. Rhodes Arena, Akron, Ohio
2022-23 Men's Basketball

Game Time: 7:00 PM
Game Duration: 2:02
Attendance: 1,759



Official Basketball Box Score - Final
Akron at Westminster Ky.
11/21/22 John Gray Gymnasium, Georgetown Town, Cayman Islands
2022-23 Men's Basketball

Game Time: 1:20 PM
Game Duration: 1:50



Box score for Morgan St. - 59 vs Akron - 65. Includes player stats for Khalil Turner, Lewis Djonkam, Isaiah Burke, etc.

Shooting By Period and Technical Fouls for Morgan St. - 59 vs Akron - 65.

Box score for Akron - 72 vs Westminster Ky. - 53. Includes player stats for Sammy Hunter, Enrique Freeman, Greg Tribble, etc.

Shooting By Period and Technical Fouls for Akron - 72 vs Westminster Ky. - 53.

Box score for Akron - 65 vs MSU - 65. Includes player stats for Sammy Hunter, Enrique Freeman, Greg Tribble, etc.

Shooting By Period and Technical Fouls for Akron - 65 vs MSU - 65.

Box score for Western Ky. - 53 vs WKY - 53. Includes player stats for Jarius Hamilton, Jamarion Sharp, Emmanuel Akot, etc.

Shooting By Period and Technical Fouls for Western Ky. - 53 vs WKY - 53.

Summary statistics for Akron - 65 vs MSU - 65. Includes Biggest lead, Best Scoring Run, Lead Changes, etc.

Summary statistics for Western Ky. - 53 vs WKY - 53. Includes Biggest lead, Best Scoring Run, Lead Changes, etc.





Official Basketball Box Score - Final
LSU at Akron
11/23/22 John Gray Gymnasium, George Town, Cayman Islands
2022-23 Men's Basketball

Game Time: 1:30 PM
Game Duration: 2:04



Official Basketball Box Score - Final
Akron at Nevada
11/23/22 John Gray Gymnasium, George Town, Cayman Islands
2022-23 Men's Basketball

Game Time: 5:00 PM
Game Duration: 2:09

LSU - 73

Record: 5-0

Box score table for LSU at Akron. Columns: NO. Name, Min, FG, 3P, FT, Rebounds, Fouls, TP, AS, TO, ST, Blocks. Includes team totals and technical fouls.

Shooting By Period table for LSU at Akron. Columns: 1st FG, 3PT, 2nd FG, 3PT, GM FG, FT. Includes Dead Ball Rebounds.

Akron - 58

Record: 3-3

Box score table for Akron at Nevada. Columns: NO. Name, Min, FG, 3P, FT, Rebounds, Fouls, TP, AS, TO, ST, Blocks. Includes team totals and technical fouls.

Shooting By Period table for Akron at Nevada. Columns: 1st FG, 3PT, 2nd FG, 3PT, GM FG, FT. Includes Dead Ball Rebounds.

Akron - 58

Record: 3-2

Box score table for Akron - 58. Columns: NO. Name, Min, FG, 3P, FT, Rebounds, Fouls, TP, AS, TO, ST, Blocks. Includes team totals and technical fouls.

Shooting By Period table for Akron - 58. Columns: 1st FG, 3PT, 2nd FG, 3PT, GM FG, FT. Includes Dead Ball Rebounds.

Nevada - 62

Record: 6-1

Box score table for Nevada - 62. Columns: NO. Name, Min, FG, 3P, FT, Rebounds, Fouls, TP, AS, TO, ST, Blocks. Includes team totals and technical fouls.

Shooting By Period table for Nevada - 62. Columns: 1st FG, 3PT, 2nd FG, 3PT, GM FG, FT. Includes Dead Ball Rebounds.

Summary table for LSU vs Akron. Columns: Biggest lead, Best Scoring Run, Lead Changes, Times Tied, Time with Lead.

Summary table for Akron vs LSU. Columns: Biggest lead, Best Scoring Run, Lead Changes, Times Tied, Time with Lead.

Period by Period Scoring table for LSU vs Akron. Columns: 1st, 2nd, TOT.

Summary table for Akron vs Nevada. Columns: Biggest lead, Best Scoring Run, Lead Changes, Times Tied, Time with Lead.

Summary table for Nevada vs Akron. Columns: Biggest lead, Best Scoring Run, Lead Changes, Times Tied, Time with Lead.

Period by Period Scoring table for Akron vs Nevada. Columns: 1st, 2nd, TOT.



Official Basketball Box Score - Final
Akron at Marshall
11/30/22 Gam Henderson Center, Huntington
2022-23 Men's Basketball

Game Time: 7:30 PM
Game Duration: 1:43
Attendance: 4,012



Official Basketball Box Score - Final
Muskingum at Akron
12/04/22 James A. Rhodes Arena, Akron, Ohio
2022-23 Men's Basketball

Game Time: 2:00 PM
Game Duration: 1:46
Attendance: 1,466

Akron - 57

Record: 3-4

Box score table for Akron - 57. Columns: NO. Name, Min, FG, 3P, FT, Rebounds, Fouls, TP, AS, TO, ST, Blocks. Includes team totals and technical fouls.

Shooting By Period table for Akron - 57. Columns: 1st FG, 3PT, 2nd FG, 3PT, GM FG, FT. Includes Dead Ball Rebounds.

Muskingum - 33

Record: 0-6

Box score table for Muskingum at Akron. Columns: NO. Name, Min, FG, 3P, FT, Rebounds, Fouls, TP, AS, TO, ST, Blocks. Includes team totals and technical fouls.

Shooting By Period table for Muskingum at Akron. Columns: 1st FG, 3PT, 2nd FG, 3PT, GM FG, FT. Includes Dead Ball Rebounds.

Marshall - 68

Record: 6-1

Box score table for Marshall - 68. Columns: NO. Name, Min, FG, 3P, FT, Rebounds, Fouls, TP, AS, TO, ST, Blocks. Includes team totals and technical fouls.

Shooting By Period table for Marshall - 68. Columns: 1st FG, 3PT, 2nd FG, 3PT, GM FG, FT. Includes Dead Ball Rebounds.

Akron - 80

Record: 4-4

Box score table for Akron - 80. Columns: NO. Name, Min, FG, 3P, FT, Rebounds, Fouls, TP, AS, TO, ST, Blocks. Includes team totals and technical fouls.

Shooting By Period table for Akron - 80. Columns: 1st FG, 3PT, 2nd FG, 3PT, GM FG, FT. Includes Dead Ball Rebounds.

Summary table for Akron vs Marshall. Columns: Biggest lead, Best Scoring Run, Lead Changes, Times Tied, Time with Lead.

Summary table for Marshall vs Akron. Columns: Biggest lead, Best Scoring Run, Lead Changes, Times Tied, Time with Lead.

Period by Period Scoring table for Akron vs Marshall. Columns: 1st, 2nd, TOT.

Summary table for Muskingum vs Akron. Columns: Biggest lead, Best Scoring Run, Lead Changes, Times Tied, Time with Lead.

Summary table for Akron vs Muskingum. Columns: Biggest lead, Best Scoring Run, Lead Changes, Times Tied, Time with Lead.

Period by Period Scoring table for Muskingum vs Akron. Columns: 1st, 2nd, TOT.











Official Basketball Box Score - Final  
**Akron at Central Mich.**  
 01/17/23 McGuff, Arena, Mount Pleasant  
 2022-23 Men's Basketball

Game Time: 7:00 PM  
 Game Duration: 1:57  
 Attendance: 1,509

Officials: D.J. Carstensen, Todd Van Sossan, Ed Phillips

Akron - 69

Record: 12-6 (4-1)

NO.	Name	Min	FG			3P			FT			Rebounds		Fouls		TP	AS	TO	ST	Blocks		+/-
			M-A	M-A	M-A	M-A	OR	DR	TOT	PF	FD	OR	DR	TOT	BS					BA		
11	Sammy Hunter	F 16:24	4-5	2-3	2-4	0	2	2	3	3	12	1	0	0	0	0	0	0	0	0	0	14
25	Enrique Freeman	F 22:52	2-4	0-0	4-6	2	7	9	5	5	8	0	2	1	1	1	1	1	1	1	1	17
2	Greg Tribble	G 32:27	4-9	0-1	2-2	0	1	1	1	1	10	1	1	1	1	1	0	3	14			
4	Trendon Hankerson	G 35:03	4-10	3-8	0-0	1	4	5	2	0	11	1	1	1	0	0	0	0	28			
13	Xavier Castaneda	G 31:30	3-7	1-4	6-9	0	4	4	3	4	13	5	2	1	0	0	0	22				
34	Nate Johnson	21:28	2-5	1-4	0-0	1	2	3	0	2	5	1	2	3	0	0	0	17				
5	Tavari Johnson	14:45	0-5	0-2	0-0	0	3	3	3	1	0	3	1	1	0	0	10					
3	Kobe Mitchell	06:43	0-2	0-2	0-0	0	0	0	0	0	0	1	0	0	0	0	0	0	0	0	0	-4
1	Garvin Clarke	06:11	1-3	1-2	0-0	1	0	1	0	0	3	0	0	0	0	0	0	1	-11			
0	Amani Lyles	09:47	3-4	0-0	1-1	1	2	3	2	2	7	0	0	0	0	0	1	0	-7			
12	Pat Mayfield	01:25	0-0	0-0	0-0	0	0	0	0	0	0	0	0	0	0	0	0	0	0	0	0	-5
20	Evan Wilson	01:25	0-1	0-0	0-0	0	0	0	0	0	0	0	0	0	0	0	0	0	0	0	0	-5
Team											3	3	6				0	1				
<b>Totals</b>			23:55	8:26	15:22	9	28	37	19	18	69	13	10	7	2	5	18					

Shooting By Period		
1 <sup>st</sup> FG%	13-25	52.0%
3PT%	2-9	22.2%
FT%	8-11	72.7%
2 <sup>nd</sup> FG%	10-30	33.3%
3PT%	6-17	35.3%
FT%	7-11	63.6%
GM FG%	23-55	41.8%
3PT%	8-26	30.8%
FT%	15-22	68.2%

Dead Ball Rebounds: 3, 0

Technical Fouls: NONE

Central Mich. - 51

Record: 7-11 (2-3)

NO.	Name	Min	FG			3P			FT			Rebounds		Fouls		TP	AS	TO	ST	Blocks		+/-	
			M-A	M-A	M-A	M-A	OR	DR	TOT	PF	FD	OR	DR	TOT	BS					BA			
4	Carrington McCaskill	F 26:50	3-9	0-1	2-3	1	3	4	4	3	8	0	3	1	3	1	5						
22	Nicolas Pavrette	C 15:43	0-1	0-0	0-1	1	4	5	0	2	0	0	0	1	1	0	-9						
0	Brian Taylor	G 34:33	2-9	0-2	0-0	2	5	7	2	1	4	3	1	0	0	0	-18						
1	Reggie Bass	G 19:32	0-4	0-2	0-0	1	0	1	5	3	0	4	2	0	1	0	-11						
3	Jesse Zarzuela	G 40:00	6-14	5-9	3-6	0	4	4	1	6	20	2	3	1	0	1	-18						
12	Miroslav Staff	08:45	2-2	0-0	4-4	0	2	2	3	2	8	0	2	0	0	0	1						
44	Max Majerle	26:16	1-2	1-2	2-2	0	3	3	2	1	5	0	2	0	0	0	-7						
11	Ola Ajiboye	12:12	0-0	0-0	0-0	1	1	2	0	0	0	0	0	0	0	0	-10						
15	Markus Harding	16:09	2-6	2-4	0-0	0	2	2	1	1	6	0	2	0	0	0	-13						
Team											1	1	2			0	3						
<b>Totals</b>			16:47	8:20	11:16	7	25	32	20	19	51	9	18	3	5	2	-18						

Shooting By Period		
1 <sup>st</sup> FG%	9-27	33.3%
3PT%	4-13	30.8%
FT%	4-5	80%
2 <sup>nd</sup> FG%	7-20	35.0%
3PT%	4-7	57.1%
FT%	7-11	63.6%
GM FG%	16-47	34.0%
3PT%	8-20	40.0%
FT%	11-16	68.8%

Dead Ball Rebounds: 1, 2

Technical Fouls: Bench 1<sup>st</sup> 1, 3<sup>rd</sup> Coach 2<sup>nd</sup> 6, 18

	AKR	CMU	Points from	AKR	CMU	Period by Period Scoring			
Biggest lead	27 (2 <sup>nd</sup> 4:52)	7 (1 <sup>st</sup> 18:02)	Turnovers	13	13	1st	2nd	TOT	
Best Scoring Run	11 (2 <sup>nd</sup> 16:46)	9 (2 <sup>nd</sup> 0:22)	Paint	26	16	AKR	36	33	69
Lead Changes	1		Second Chance	10	2	CMU	26	25	51
Times Tied	3		Fast Breaks	15	10				
Time with Lead	31:54	06:12	Bench	15	19				



## 2022-23 Akron Men's Basketball Combined Team Statistics All games

Page 1/1  
as of Jan 21, 2023

### Game Records

Record	Overall	Home	Away	Neutral
ALL GAMES	13-6	9-0	3-3	1-3
CONFERENCE	5-1	2-0	3-1	0-0
NON-CONFERENCE	8-5	7-0	0-2	1-3

### Score by Periods

Team	1st	2nd	OT	TOT
Akron	637	703	11	1351
Opponents	548	620	10	1178

### Team Box Score

No.	Player				Total		3-Point		F-Throw		Rebounds											
		GP-GS	MIN	AVG	FG-FGA	FG%	3FG-3FGA	3FG%	FT-FTA	FT%	OFF	DEF	TOT	AVG	PF	DQ	A	TO	BLK	STL	PTS	AVG
13	CASTANEDA, Xavier	17-17	55:43	32.6	89-221	.403	53-141	.376	107-132	.811	11	66	77	4.5	20	0	55	31	1	20	338	19.9
25	FREEMAN, Enrique	19-19	56:18	29.8	104-181	.575	0-2	.000	62-97	.639	65	139	204	10.7	43	1	37	41	21	16	270	14.2
4	HANKERSON, Trendon	19-19	61:82	32.5	56-153	.366	41-113	.363	18-24	.750	8	79	87	4.6	37	0	37	26	9	16	171	9.0
11	HUNTER, Sammy	19-11	37:53	19.6	51-137	.372	25-90	.278	11-18	.611	19	35	54	2.8	31	1	10	8	2	3	138	7.3
2	TRIBBLE, Greg	19-19	53:36	28.3	51-122	.418	1-11	.091	34-48	.708	15	40	55	2.9	43	1	36	21	2	18	137	7.2
5	JOHNSON, Tavari	18-9	34:24	19.3	44-108	.407	16-47	.340	6-10	.600	6	38	44	2.4	32	0	39	36	3	17	110	6.1
34	JOHNSON, Nate	19-1	35:16	18.6	29-64	.453	11-27	.407	7-10	.700	16	36	52	2.7	30	1	11	18	1	16	76	4.0
0	LYLES, Amani	18-0	97:04	5.4	15-30	.500	0-1	.000	12-18	.667	15	8	23	1.3	27	1	3	8	6	7	42	2.3
1	CLARKE, Garvin	10-0	152:29	15.2	8-33	.242	3-19	.158	4-7	.571	10	12	22	2.2	12	0	8	11	2	4	23	2.3
3	MITCHELL, Kobe	14-0	180:54	12.9	9-33	.273	7-30	.233	4-4	1.000	2	11	13	0.9	14	0	6	5	1	7	29	2.1
20	WILSON, Evan	8-0	27:01	3.4	4-10	.400	4-8	.500	0-2	.000	0	1	1	0.1	4	0	3	2	0	2	12	1.5
12	MAYFIELD, Pat	7-0	18:06	2.6	2-6	.333	0-3	.000	1-2	.500	0	7	7	1.0	1	0	0	0	1	2	5	0.7
Team											34	34	68				7					
<b>Total</b>		<b>19</b>	<b>3825</b>		<b>462-1098</b>	<b>.421</b>	<b>161-492</b>	<b>.327</b>	<b>266-372</b>	<b>.715</b>	<b>201</b>	<b>506</b>	<b>707</b>	<b>37.2</b>	<b>294</b>	<b>5</b>	<b>245</b>	<b>214</b>	<b>49</b>	<b>128</b>	<b>1351</b>	<b>71.1</b>
<b>Opponents</b>		<b>19</b>	<b>3825</b>		<b>437-1070</b>	<b>.408</b>	<b>120-361</b>	<b>.332</b>	<b>184-261</b>	<b>.705</b>	<b>164</b>	<b>476</b>	<b>640</b>	<b>33.7</b>	<b>346</b>	<b>8</b>	<b>216</b>	<b>255</b>	<b>66</b>	<b>111</b>	<b>1178</b>	<b>62.0</b>

### Team Statistics

	UA	OPP
<b>Scoring</b>	<b>1351</b>	<b>1178</b>
Points per game	71.1	62.0
Scoring margin	+9.1	-
<b>Field goals-att</b>	<b>462-1098</b>	<b>437-1070</b>
Field goal pct	.421	.408
<b>3 point fg-att</b>	<b>161-492</b>	<b>120-361</b>
3-point FG pct	.327	.332
3-pt FG made per game	8.5	6.3
<b>Free throws-att</b>	<b>266-372</b>	<b>184-261</b>
Free throw pct	.715	.705
F-Throws made per game	14.0	9.7
<b>Rebounds</b>	<b>707</b>	<b>640</b>
Rebounds per game	37.2	33.7
Rebounding margin	+3.5	-
<b>Assists</b>	<b>245</b>	<b>216</b>
Assists per game	12.9	11.4
<b>Turnovers</b>	<b>214</b>	<b>255</b>
Turnovers per game	11.3	13.4
Turnover margin	+2.2	-
Assist/turnover ratio	1.1	0.8
<b>Steals</b>	<b>128</b>	<b>111</b>
Steals per game	6.7	5.8
<b>Blocks</b>	<b>49</b>	<b>66</b>
Blocks per game	2.6	3.5
<b>Winning streak</b>	<b>4</b>	<b>-</b>
Home win streak	9	-
<b>Attendance</b>	<b>13316</b>	<b>16659</b>
Home games-Avg/Game	9-1480	6-2777
Neutral site-Avg/Game	-	4-2516

### Team Results

Date	Opponent		Score	Att.
11/07/2022	South Dakota St.	Wot	81-80	2157
11/11/2022	vs Mississippi St.	L	54-73	5213
11/15/2022	Morgan St.	W	65-59	1759
11/21/2022	vs Western Ky.	W	72-53	1250
11/22/2022	vs LSU	L	58-73	1200
11/23/2022	vs Nevada	L	58-62	2400
11/30/2022	at Marshall	L	57-68	4012
12/04/2022	Muskingum	W	80-33	1466
12/11/2022	Jackson St.	W	85-72	1385
12/14/2022	Wright St.	W	66-54	1398
12/19/2022	Maine	W	87-55	1424
12/22/2022	at Bradley	L	55-74	3530
12/30/2022	Concord	W	84-58	1550
01/03/2023	NIU	W	76-51	0
01/06/2023	at Ball St.	L	63-70	3476
01/10/2023	at Bowling Green	W	74-70	1844
01/13/2023	Eastern Mich.	W	104-67	2177
01/17/2023	at Central Mich.	W	69-51	1509
01/21/2023	at Western Mich.	W	63-55	2288



**2022-23 Akron Men's Basketball  
Combined Team Statistics  
In Conference games**

**Game Records**

Record	Overall	Home	Away	Neutral
ALL GAMES	5-1	2-0	3-1	0-0
CONFERENCE	5-1	2-0	3-1	0-0
NON-CONFERENCE	0-0	0-0	0-0	0-0

**Score by Periods**

Team	1st	2nd	OT	TOT
Akron	209	240	0	449
Opponents	174	190	0	364

**Team Box Score**

No.	Player	Total			3-Point			F-Throw		Rebounds				Other								
		GP-GS	MIN	AVG	FG-FGA	FG%	3FG-3FGA	3FG%	FT-FTA	FT%	OFF	DEF	TOT	AVG	PF	DQ	A	TO	BLK	STL	PTS	AVG
13	CASTANEDA, Xavier	4-4	131:54	33.0	25-60	.417	10-37	.270	24-29	.828	3	15	18	4.5	8	0	16	7	0	6	84	21.0
25	FREEMAN, Enrique	6-6	176:59	29.5	35-60	.583	0-1	.000	35-43	.814	21	53	74	12.3	16	1	7	12	8	7	105	17.5
2	TRIBBLE, Greg	6-6	187:30	31.2	22-44	.500	0-2	.000	19-24	.792	3	12	15	2.5	11	0	11	5	0	7	63	10.5
11	HUNTER, Sammy	6-5	127:00	21.2	20-38	.526	13-30	.433	5-9	.556	7	9	16	2.7	15	1	2	4	1	2	58	9.7
4	HANKERSON, Trendon	6-6	203:07	33.9	15-53	.283	12-43	.279	5-6	.833	2	26	28	4.7	13	0	13	9	5	4	47	7.8
34	JOHNSON, Nate	6-0	108:49	18.1	10-21	.476	3-9	.333	5-6	.833	4	11	15	2.5	13	1	5	3	0	3	28	4.7
5	JOHNSON, Tavari	6-3	121:22	20.2	10-36	.278	3-15	.200	1-2	.500	1	13	14	2.3	16	0	13	12	1	3	24	4.0
0	LYLES, Amani	6-0	35:55	6.0	8-15	.533	0-1	.000	6-6	1.000	3	3	6	1.0	14	1	1	2	2	3	22	3.7
20	WILSON, Evan	3-0	10:08	3.4	2-4	.500	2-3	.667	0-0	.000	0	0	0	0.0	0	0	0	0	0	0	6	2.0
3	MITCHELL, Kobe	5-0	74:39	14.9	2-13	.154	2-12	.167	2-2	1.000	0	4	4	0.8	3	0	4	1	0	1	8	1.6
1	CLARKE, Garvin	2-0	14:26	7.2	1-3	.333	1-2	.500	0-0	.000	1	1	2	1.0	0	0	0	1	0	0	3	1.5
12	MAYFIELD, Pat	3-0	08:11	2.7	0-2	.000	0-1	.000	1-2	.500	0	3	3	1.0	1	0	0	0	1	1	1	0.3
Team											12	10	22				3					
<b>Total</b>		<b>6</b>	<b>1200</b>		<b>150-349</b>	<b>.430</b>	<b>46-156</b>	<b>.295</b>	<b>103-129</b>	<b>.798</b>	<b>57</b>	<b>160</b>	<b>217</b>	<b>36.2</b>	<b>110</b>	<b>4</b>	<b>72</b>	<b>59</b>	<b>18</b>	<b>37</b>	<b>449</b>	<b>74.8</b>
<b>Opponents</b>		<b>6</b>	<b>1200</b>		<b>124-321</b>	<b>.386</b>	<b>33-113</b>	<b>.292</b>	<b>83-113</b>	<b>.735</b>	<b>52</b>	<b>152</b>	<b>204</b>	<b>34.0</b>	<b>116</b>	<b>5</b>	<b>57</b>	<b>85</b>	<b>22</b>	<b>28</b>	<b>364</b>	<b>60.7</b>

**Team Statistics**

	UA	OPP
<b>Scoring</b>	<b>449</b>	<b>364</b>
Points per game	74.8	60.7
Scoring margin	+14.2	-
<b>Field goals-att</b>	<b>150-349</b>	<b>124-321</b>
Field goal pct	.430	.386
<b>3 point fg-att</b>	<b>46-156</b>	<b>33-113</b>
3-point FG pct	.295	.292
3-pt FG made per game	7.7	5.5
<b>Free throws-att</b>	<b>103-129</b>	<b>83-113</b>
Free throw pct	.798	.735
F-Throws made per game	17.2	13.8
<b>Rebounds</b>	<b>217</b>	<b>204</b>
Rebounds per game	36.2	34.0
Rebounding margin	+2.2	-
<b>Assists</b>	<b>72</b>	<b>57</b>
Assists per game	12.0	9.5
<b>Turnovers</b>	<b>59</b>	<b>85</b>
Turnovers per game	9.8	14.2
Turnover margin	+4.3	-
Assist/turnover ratio	1.2	0.7
<b>Steals</b>	<b>37</b>	<b>28</b>
Steals per game	6.2	4.7
<b>Blocks</b>	<b>18</b>	<b>22</b>
Blocks per game	3.0	3.7
<b>Winning streak</b>	<b>4</b>	<b>-</b>
Home win streak	2	-
<b>Attendance</b>	<b>2177</b>	<b>9117</b>
Home games-Avg/Game	2-1089	4-2279
Neutral site-Avg/Game	-	0-0

**Team Results**

Date	Opponent		Score	Att.
01/03/2023	NIU	W	76-51	0
01/06/2023	at Ball St.	L	63-70	3476
01/10/2023	at Bowling Green	W	74-70	1844
01/13/2023	Eastern Mich.	W	104-67	2177
01/17/2023	at Central Mich.	W	69-51	1509
01/21/2023	at Western Mich.	W	63-55	2288