

AKRON BASKETBALL

Game 21 | vs Ohio



122nd Season | MAC Tournament Champions: 2009, 2011, 2013, 2022 | MAC Regular-Season Champions: 2012, 2013, 2016, 2017, 2020

2022-23 BASKETBALL SCHEDULE

Date	Opponent	TV	Time
Nov. 7	South Dakota State W	81-80 OT
Nov. 11	Mississippi State \$ L	73-54
Nov. 15	Morgan State W	65-59
Nov. 21	Western Kentucky % W	72-53
Nov. 22	LSU % L	73-58
Nov. 23	Nevada % L	62-58
Nov. 30	Marshall L	68-57
Dec. 4	Muskingum W	80-33
Dec. 11	Jackson State W	85-72
Dec. 14	Wright State W	66-54
Dec. 19	Maine W	87-55
Dec. 22	Bradley L	74-55
Dec. 30	Concord W	84-58
Jan. 3	Northern Illinois * W	76-51
Jan. 6	Ball State * L	70-63
Jan. 10	Bowling Green * W	74-70
Jan. 13	Eastern Michigan * W	104-67
Jan. 17	Central Michigan * W	69-51
Jan. 21	Western Michigan * W	63-55
Jan. 24	Miami * W	73-68
Jan. 28	Ohio *	ESPN3/+ ..	2 PM
Jan. 31	Buffalo *	WC	TBA
Feb. 4	Kent State *	WC	TBA
Feb. 7	Toledo *	ESPN3/+ ..	7 PM
Feb. 11	Ohio *	WC	TBA
Feb. 14	Eastern Michigan *	ESPN3/+	7 PM
Feb. 18	Buffalo *	WC	TBA
Feb. 21	Toledo *	ESPN3/+	7 PM
Feb. 25	Western Michigan *	ESPN3/+ ..	4 PM
Feb. 28	Ball State *	ESPN3/+ ..	7 PM
March 3	Kent State *	WC	TBA

Home games **BOLD** | All Game Times and Dates subject to change | WC - MAC 21-day Wildcard Game Selection | * MAC game
 \$ Barstool Sports Invitational - Philadelphia, Pa.
 % Cayman Islands Classic - Grand Cayman Island

Akron (14-6, 6-1) vs Ohio (11-9, 3-4)

Saturday, Jan 28 • Jame A. Rhodes Arena

Akron, Ohio • 2 PM • ESPN+



OHIO HEAD COACH

Jeff Boals (Ohio '95)
 Overall: 125-83 (7th season)
 Record at Ohio: 70-42 (4th season)
 MAC Record: 34-25 (4th season)



AKRON ZIPS HEAD COACH

John Groce (Taylor '94)
 Career Record: 290-197 (15th Season)
 Record at Akron: 108-65 (6th Season)
 Overall MAC Record: 94-69 (at Ohio and Akron)

ALL-TIME SERIES

Akron Leads: 46-42
 Last Meeting: Akron 91, Ohio 83
 First Meeting: Akron 21, Ohio 18
 In Akron: 27-15, Neutral: 3-1, In Athens: 16-26
 Groce vs. Ohio 5-3 (5-3 Overall)
 at James A. Rhodes Arena, Feb. 25, 2022
 in Akron 1911-12 season

BROADCAST

TV/Video: ESPN+ - Michael Reghi (PxP) and Jeff Phelps (Analyst)
Radio: Akron Sports Network - Dave Skoczen (PxP), Joe Dunn (Analyst)-WHLO 640 AM (iHeart Radio)
Live Stats: GoZips.com/Schedule - Live Stats

QUICK HITS

- Akron is one of two teams in the MAC to play 5 Top 100 NET teams in non-conference play this season: Buffalo (6), Akron (5), Miami (4), Eastern Michigan (3), Northern Illinois (3), Ohio (3), Kent State (3), Toledo (3), Western Michigan (3), Central Michigan (2), Ball State (0), Bowling Green (0).
- Akron is 14-6 this season with all six losses coming from opponents in the Top 100 NET rankings with a total win-loss record of 57-14 before conference play: 76 LSU (12-1), 37 Mississippi State (11-2), 55 Nevada (12-3), 66 Marshall (12-3) and 62 Bradley (10-5). Zips fell to 100 Ball State (8-7)
- The Zips are undefeated at James A. Rhodes Arena this season and riding a 12-game home court winning streak dating back to the 2021-22 season. The Zips last setback came from NIU (66-63) on Feb. 17, 2022. Akron is 10-0 at the JAR this year defeating, South Dakota State, Morgan State, Muskingum, Jackson State, Wright State, Maine, Concord, Northern Illinois, Eastern Michigan and Miami.

- Freeman and Castaneda rank in the NCAA Top 60 in six categories
Freeman: 10th REBS/G (10.6), 20th Double-Doubles (9), 12th REBS (212), 14th DREB/G (7.2), 25th OREB/G (3.4), 36th FG% (58.0), 1 of 14 to avg dbl-dbl, 1 of 16 avg. dbl digit rbs
Castaneda: 5th FTM (117), 9th FTA (143), 15th 3PT FG/G (3.3), 18th PPG (20.6), 36th 3PT Attempts (154), 40th 3PT Made (59), 62nd Total Points (370), 78th 3PT FG% (.383)

Akron	STAT BREAKDOWN	Ohio
71.2	SCORING AVERAGE	77.9
+8.9	SCORING MARGIN	+5.4
.421	FG PERCENTAGE	.458
.330	3PT PERCENTAGE	.366
8.7	3PT FG MADE PER GAME	8.6
.722	FT PERCENTAGE	.726
36.9	REBOUND PER GAME	38.9
+3.5	REBOUNDING MARGIN	+3.4
13.0	ASSISTS PER GAME	13.6
11.2	TURNOVERS PER GAME	11.8
6.5	STEALS PER GAME	6.5
2.6	BLOCKS PER GAME	2.4

2022-23 AKRON BASKETBALL

PROBABLE STARTERS



AKRON QUICK FACTS

Location Akron, Ohio (44325)
 Population 200,000 (fifth largest in Ohio)
 Founded 1870 (as Buchtel College)
 Enrollment 20,500
 Nickname Zips
 Colors Blue (PMS 282) and Gold (PMS 7503)
 Conference Mid-American
 President Dr. Gary L. Miller
 Director of Athletics Charles Guthrie
 Deputy AD Markus Jennings
 Sr Associate AD/SWA Jackie Wallgren
 Faculty Athletics Representative ... Dr. Matthew Juravich
 Athletic Dept. Phone: (330) 972-7080
 Ticket Office Phone: 1-888-99-AKRON

JAMES A. RHODES ARENA

Capacity 5,500
 Opened December 3, 1983
 W, 78-74 over Eastern Michigan
 Seating 2,096 arm-chair seating
 3,404 bleacher-style seating
 Record at Rhodes Arena.... 451-135 (.767) - 39 Seasons
 Record under John Groce 108-65 (6th Season)
 Press Row Phone (330) 374-8771

PROGRAM HISTORY

Seasons of Basketball 122nd
 First Season of Basketball 1901-02
 Seasons of Division I Basketball 42nd
 First Season of Division I Basketball 1980-81
 All-Time Record 1,684-1,067 (.611)
 All-Time Division I Record 724-547 (.564)
 All-Time MAC Record 293-238 (.543) 29 seasons
 MAC Tournament Titles 4 (2009, 2011, 2013, 2022)
 MAC Regular Season Titles 5 (2012, 2013, 2016, 2017, 2020)
 NCAA Tournament Appearances 14
 NCAA DI Tournament Appearances (Yrs) .5 (1986, 2009, 2011, 2013, 2022)
 NIT Appearances (Yrs) 7 (1987, 1989, 2006, 2008, 2012, 2016, 2017)
 CBI Appearances (Yrs) 1 (2010)
 CIT Appearances (Yrs) 1 (2014)

GoZips.com

Twitter @ZipsMBB | @JohnGroce | @AkronZips
 Facebook Facebook.com/ZipsMBB | /AkronZips
 Instagram @ZipsMBB
 YouTube YouTube.com/ZipsAthletics

ATHLETICS COMMUNICATIONS

Brian Dennison (Men's Basketball Contact)
 Assistant Director for Communications
 (330) 972-6292 office | (330) 962-0366 cell
 bld2@uakron.edu

Sean Palchick (Women's Basketball Contact)
 Associate Director of Athletics Communications
 Office Phone: (330) 972-2677
 Email: spalchick@uakron.edu

WHAT'S AHEAD

Akron has won 12 straight games at home, including an unblemished 10-0 record at James A. Rhodes Arena this season as the Zips are riding a five-game winning streak as they host the Ohio Bobcats on Saturday, Jan. 28 at 2 p.m. Fans can follow the action on ESPN+ with Michael Reghi and Jeff Phelps on the call or listen to Akron Sports Radio Network on WHLO 640 AM with Dave Skoczen (PXP) and Joe Dunn (analyst). Live stats are also available on GoZips.com.

THE AKRON-OHIO SERIES

Saturday's game marks the 89th meeting in series history between Akron and Ohio, and 11th meeting for a Groce coached UA squad. Groce owns a 6-4 record against his former team. The Zips are 3-2 against the Bobcats in the MAC Tournament.

Akron holds an all-time 46-42 series advantage. The Zips have won 15 of the last 23 meetings, and Akron is 27-14 against the Bobcats in Akron, winning 16 of the last 20 meetings at Rhodes Arena, despite falling 69-63 the last time the two teams met at The JAR. Last season, Akron returned the favor and defeated the Bobcats in Athens at the Convo 91-83 for the series split. In 2021-22, Akron posted a 90-70 win (Dec. 22, 2020) and fell 90-73 in Athens.

The Zips are 16-26 against OU in Athens, winning six of the last 10 meetings at the Convocation Center, including an the 91-83 win in 2022 and an 88-86 win in 2019-20. The Zips dropped two meetings in 2017-18 by scores of 99-75 (2/6/18) Rhodes Arena and 85-70 (2/4/17) at the Convocation Center.

SCOUTING THE BOBCATS

Ohio enters Saturday's game with a 3-4 MAC record and 11-9 overall mark while winning two straight games over Central Michigan (96-68) and Western Michigan (88-76). The Bobcats average 77.9 points per outing on 45.8 percent shooting from the floor and a 36.6 percent effort from beyond the 3-point arc, draining 8.6 triples a game. The Bobcats are 9-1 at home, 2-7 on the road and 0-1 at neutral sites.

Ohio has four players scoring in double figures in points per game as Dwight Wilson leads the way with 15.5 points per game on 62.1 shooting from the floor. He also leads the squad on the glass, grabbing 9.9 rebounds per game for 189 total boards. Miles Brown follows in scoring with 10.6 points per game while leading the Bobcats from beyond the arc with 39 trifectas at a 47.6 percent rate. AJ Brown is the third leading scorer with 10.4 points per game, while Jaylin Hunter paces Ohio in two stat categories with team-highs in assists (85) and steals (31) while scoring 10.2 points per game. He is second from long distance with 34 triples.

Defensively, Ohio limits its opponents to 72.5 points per game on 43.1 percent shooting from the floor and 34.9 percent from 3-point range, allowing only 8.3 long distance strikes per night. The Bobcats have caused 244 turnovers (12.2 to/g) with 130 steals (6.5 stl/g). The Bobcats outrebound the opponent by a +3.4 margin, allowing the opponent to grab 709 total boards (35.5 rebs/g) compared to the 778 total rebounds secured by the Bobcats (38.9 rebs/g).

HOME SWEET HOME

The Zips own a 451-135 (.767) all-time record at Rhodes Arena. In the last 16 seasons, Akron has posted a 247-38 (.864) record at the JAR. Under coach Groce Akron is 72-13 (.825) at home. The Zips are 10-0 at home in 2022-23. Akron went 12-4 at Rhodes Arena in Groce's first year as head coach and followed with a 14-3 effort. The Zips went 15-2 at home in 2019-20 en route to the regular season MAC Championship. During COVID shortened season, Akron posted a 9-1 mark at the JAR (2020-21) and last season the Zips posted a 12-3 record. Groce became the third Akron coach since 1940 to win his first six home games in the first season as head coach. The Zips rattled off seven straight wins at the JAR before falling in the MAC home opener to Buffalo. The Zips set the all-time longest home winning streak record at Rhodes Arena with 30 consecutive wins during the 2015-17 seasons, replacing the 26-game run the Zips made during the 1985-87 seasons under head coach Bob Huggins. The streak ranked No. 2 in the NCAA.

AKRON IN THE MAC

Akron is 46-17 over the last three seasons in MAC play, owning the highest winning percentage (.714) in the league. The Zips are 32-13 in the MAC under the new conference format without divisions (new in 2020-21). Akron is 84-23 (.795) at home in league play since the start of the 2011 MAC schedule. UA has seen a ton of success in league play since the start of the 2004-05 season, and is 215-99 overall (.681), including a 129-30 mark in MAC play at home (.822). The Zips' 215 wins are the most in the league during that stretch. The Zips have won 130 of their last 186 MAC games (.694).

ON THE ROAD

Akron is 3-3 in true road games this season, snapping a three-game setback streak at Bowling Green (74-70) and following with wins at Central Michigan (69-51) and Western Michigan (63-55). Akron fell to Ball State (70-63), Marshall (68-57) and Bradley (74-55). The Zips are 1-3 in neutral site games this season. Akron finished 8-4 on the road in 2021-22, dropping the season opening game to Ohio State (67-66) as time expired and defeating Wright State by a decisive 18 points (66-48). The Zips second road setback came against Kent State (67-55) in the first installment of the 2021-22 Wagon Wheel series. Zips bounced back with 91-66 win over Bowling Green and a 60-56 win over Central Michigan. The Zips fell at Toledo (84-76). Zips defeated Miami (71-59) and NIU (70-64) in back-to-back road contests but fell to WMU (61-57). Akron defeated Eastern Michigan 67-48, Ohio (91-83) and Ball State (79-60) to end the season.



2022-23 AWARDS AND HONORS

MAC Player of the Week

Enrique Freeman (Jan. 9)

Cayman Islands Classic All-Tournament Team

Xavier Castaneda

2022-23 PRESEASON POLL

MAC Men's Basketball Preseason Coaches Poll

1. Kent State (6) - 135 points
2. Toledo (4) - 131
3. Akron (2) - 127
4. Ball State -- 94
5. Ohio -- 91
6. Buffalo -- 82
7. Eastern Michigan -- 68
8. Western Michigan -- 66
9. Bowling Green -- 42
10. Central Michigan -- 38
11. Miami -- 36
12. Northern Illinois - 26

MAC Tournament Champion: Kent State (4), Toledo (3), Akron (2), Eastern Michigan (1), Western Michigan (1)

Preseason All-MAC First Team

Enrique Freeman, F, Akron, Jr.
Payton Sparks, C, Ball State, So.
Sincere Carry, G, Kent State, R-Sr.
JT Shumate, F, Toledo, Sr.
Lamar Norman Jr., G, Western Michigan, Sr.

Preseason All-MAC Second Team

Xavier Castaneda, G, Akron, Sr.
Kevin Miller, G, Central Michigan, So.
Emoni Bates, F, Eastern Michigan, So.
Malique Jacobs, G, Kent State, R-Sr.
Setric Millner Jr., F, Toledo, Sr.

2021-22 MAC Postseason Awards

Defensive Player of the Year

Enrique Freeman

All-Defensive Team

Enrique Freeman

Second Team All-MAC

Enrique Freeman

Honorable Mention

Xavier Castaneda

In 2021-22, Freeman ranked No. 1 in the nation in field goal percentage (.665) and landed in the NCAA Top 20 in six categories: No. 4 total rebounds (367), No. 6 rebounds per game (10.8), No. 8 double-doubles (18), No. 9 defensive rebounds per game (7.53) and No. 19 offensive rebounds per game (3.26). Freeman was one of 13 players in the NCAA to average a double-double in points (13.2) and rebounds (10.8). He led the MAC in 5-of-6 categories, ranking No. 2 in offensive rebounds per game.

OPENING MAC PLAY

Akron is 23-8 in MAC openers since joining the league in 1992. Over the last 16 seasons, the Zips are 14-3 in MAC openers. Akron has won the last 14-of-15 MAC openers, including a 5-1 mark under head coach John Groce. The Zips fell in Groce's initial MAC opener, but have won four straight leading into the 2022-23 opener.

TEAM CAPTAINS

For the first time in six seasons, Akron head coach John Groce named captains for Zips basketball. Enrique Freeman, Xavier Castaneda, Greg Tribble and Trendon Heankerson were nominated and accepted their new roles as Akron heads into Mid-American Conference play.

MR. DOUBLE-DOUBLE

Enrique Freeman is 1-of-14 players in the NCAA to average a double-double, scoring 14.2 points per game and grabbing 10.6 boards per contest. He ranks 20th in the NCAA with nine double-doubles which tops the MAC. He pulled down double-digit rebounds in 12-of-20 outings, including a 15-rebound, 27-point performance in the MAC opener against NIU. In addition, he has 13 double-digit scoring efforts, scoring 27, 23 (2x), 21, 20, 18 (2x), 17 (2x), 14, 13, 11 and 10-points. He is currently ranked in rebounds per game (10.6 - 10th-NCAA, 1st-MAC), double-doubles (9 - 20th-NCAA, 1st-MAC), total rebounds (212 - 12th-NCAA, 1st-MAC), defensive rebounds per game (7.2 - 14th-NCAA, 1st-MAC), offensive rebounds per game (3.4 - 25th-NCAA, 2nd-MAC) and field goal percentage (58.0 - 36th NCAA - 2nd MAC). Freeman earned MAC Player of the Week, averaging 25 points and 14.5 rebounds to open league play (Jan. 9).

X FACTOR

Xavier Castaneda leads the Akron Zips and the MAC in scoring with 20.6 points per game (18th NCAA, 1st-MAC). He scored in double figures 17-of-18 games, including a four 30+ point performances. He set a career-high 33 points against Maine, tallied 32 against Western Michigan and Miami after opening the season with 31 points against South Dakota State. Castaneda registered four 20+ point efforts against LSU (28), Jackson State (23), Mississippi State (20) and EMU (23). He is shooting 38.8 percent from long distance (68th NCAA, 3rd MAC) and averages 3.3 trifectas per game (15th NCAA, 1st MAC) with a team-best 59 triples (40th NCAA, 1st MAC). Castaneda is the squad's assist leader, dishing out 3.17 helpers per game with 57 assists to date. He ranks in the NCAA Top 5 in free throws made (117 - 5th NCAA, 1st MAC), free throw attempts (143 - 9th NCAA, 2nd MAC). Castaneda was named to the 2022 Cayman Islands Classic All-Tournament team, averaging 18.3 points, 4.3 rebounds and 2.7 assists.

JOHNSON N JOHNSON

Freshmen Nate Johnson (redshirt) and Tavari Johnson are starting to impact the Zips offensive output. Nate Johnson averages 18.5 minutes per game, scoring 3.9 points on 44.8 percent shooting from the floor. He shoots 39.3 percent from deep, draining 11-of-28 long-distance buckets. He impacts both ends of the floor, grabbing 56 rebounds for 2.8 per game and adds 16 steals. Tavari Johnson had a breakout game against Nevada in the Cayman Islands with a career-high 21 points on 9-of-10 shooting from the field and a perfect 3-of-3 showing from downtown. He joined the starting lineup on Dec. 4 and averages 18.8 minutes and 5.9 points per game. He shoots 40.9 percent from the floor and 35.4 percent from deep with 17 made trifectas. He adds 44 rebounds, 39 assists and 17 steals.

LAST TIME VS OHIO

Akron had five players score in double figures as the Zips defeated the top-ranked Ohio Bobcats 91-83 at the Ohio Convocation Center on CBS Sports Network.

Ali Ali led the Zips with 22 points on a stellar 9-of-13 shooting performance from the field. He was nearly flawless in the first half, scoring 17 points on 7-of-9 shooting and 1-of-2 from deep. Enrique Freeman also had a big first half, scoring 10 of his 14 points while grabbing nine rebounds. The Zips scorched the Bobcats for 64.3 percent shooting in the initial 20 minutes (18-of-28) and only committed three turnovers, taking a commanding 20-point advantage into the locker room at halftime, 46-26.

Zips continued to have the hot hand in the second half, as Greg Tribble scored 13 of his 17 total points in the final stanza. He shot 6-of-8 for the game, while Mikal Dawson tallied 10 second-half points en route to 15 points for the game. Xavier Castaneda added eight of his 10 points in the final frame as Akron shot 60 percent from the floor (12-of-20), draining 12-of-15 two-point field goals.

Akron led by as many as 22 points before the Bobcats' late game surge cut the deficit to eight points. The Zips led for 38:12 while Ohio only had a one-point lead for 17 seconds. Akron outrebounded the Bobcats 33-23. Mark Sears led Ohio's scoring with 20 points while Ben Vander Plas (17), Jason Carter (17), Tommy Schmock (14) and Miles Brown (11) all scored in double figures.

LAST TIME OUT

In a Mid-American Conference defensive battle, the Akron Zips traded shots with the visiting Miami RedHawks before emerging with a gritty 73-68 win on Tuesday at James A. Rhodes Arena.

The game was close throughout, with neither side leading by more than seven points at any juncture. The Zips took the lead for good on a 3-pointer by senior guard Xavier Castaneda (Chicago, Ill.), who hit another crucial deep shot moments later with his team leading by just two points.

Castaneda led all scorers with 32 points, topping 30 points for the fourth time this season. Junior forward Enrique Freeman (Cleveland, Ohio) overcame foul trouble to post 13 points and eight rebounds while freshman guard Kobe Mitchell (Cadiz, Ohio) added nine for Akron.

It was Castaneda who delivered big play after big play to power the win, none bigger than his top-of-the-key three with 55.6 seconds remaining to give Akron (14-6, 6-1 MAC) a five-point lead (69-64).



AKRON'S RECORD WHEN...

At home	10-0
On the road	3-3
Neutral	1-3
Playing on National TV	1-1
In overtime	1-0
In games decided by 1-2 points	1-0
In games decided by 3-5	3-1
In games decided by 6-10 points	2-1
In games decided by 11-20 points	4-3
In games decided by 21 or more	4-0
Scoring First	11-1
Leading at half	9-2
Tied at half	3-0
Trailing at half	2-4
Leading with 10:00 remaining	10-2
Trailing with 10:00 remaining	4-4
Tied with 10:00 remaining	0-0
Leading with 5:00 remaining	11-2
Trailing with 5:00 remaining	2-4
Tied with 5:00 remaining	1-0
UA shoots 50% or better	7-0
UA shoots less than 50%	7-6
UA shoots better than opponent	11-1
UA shoots worse than opponent	3-5
UA shoots the same FG% as opponent	0-0
Opponent shoots 50% or better	3-3
UA out-rebounds opponent	8-3
Opponent out-rebounds UA	4-3
Rebounds are tied	1-0
UA shoots 70% or better at FT line	10-2
UA has more FT attempts	10-2
Opponent has more FT attempts	3-4
FT attempts are tied	0-0
UA shoots 40% or better from 3-point	4-3
UA shoots under 40% from 3-point	9-3
UA has more turnovers than opponent	1-4
UA has less turnovers than opponent	11-2
Turnovers are tied	2-0
UA scores 90-plus points	1-0
UA scores 80-89 points	6-0
UA scores 70-79 points	3-0
UA scores 60-69 points	3-1
UA scores 50-59 points	0-5
UA scores 49 or less points	0-0
Opponent scores 90-plus points	0-0
Opponent scores 80-89 points	2-0
Opponent scores 70-79 points	2-4
Opponent scores 60-69 points	3-2
Opponent scores 50-59 point	6-0
Opponent scores 49 or less points	1-0

AKRON STREAKS...

Current Streak	Won 5
Home Court Streak	Won 12
Road Streak	Won 3
Neutral Court Streak	Lost 2
Last 5 Games	5-0
Last 10 Games	9-1

AKRON BY MONTH...

November	3-4
December	5-1
January	6-1
February	0-0
March	0-0

AKRON BY DAY OF THE WEEK...

Sunday	2-0
Monday	3-0
Tuesday	5-1
Wednesday	1-1
Thursday	0-1
Friday	2-2
Saturday	1-1

Despite a slow start offensively, the Zips never let Miami build a significant lead, relying on the MAC's leading scoring defense to keep the contest close. The RedHawks (7-13, 1-6 MAC) managed just two made 3-pointers in 11 attempts in the first half and converted just 12-of-28 field goal attempts overall prior to intermission.

Akron took its first lead with 9:11 remaining before the half on a 3-pointer by Mitchell and built that edge to as many as six before heading to the locker room with a 36-33 lead punctuated by consecutive triples by Castaneda, including a buzzer-beating fallaway three from the top of the key as time expired.

It capped a 19-point half by Castaneda, who notched eight of those points from the foul line. The Zips also took care of the ball in the opening 20 minutes and committed just three first-half turnovers.

Senior guard Mekhi Lairy led Miami with 14 points and redshirt junior guard Morgan Safford added 13 in the loss.

FREEMAN NAMED MAC PLAYER OF THE WEEK

Junior forward Enrique Freeman was named Mid-American Conference Player of the Week after the opening week of conference play, the league announced on Jan. 9.

In the opening week of MAC play, Freeman led the Zips to a 1-1 overall mark by averaging a double-double with 25 points and 14.5 rebounds. Freeman posted is seventh and eighth double-double of the season, ranking seventh in the NCAA and first in the MAC. For the week, Freeman shot 61.3 percent from the field (19-of-31) and 75.0 percent from the free throw line (12-of-16) while adding five steals, three assist and two blocked shots.

In the MAC opener, Freeman registered a career-high 27 points and matched a season-best 15 rebounds en route to a 76-51 win over Northern Illinois at the JAR. He shot 55.6 percent from the field (10-of-18) and added a 70.0 percent showing from the charity stripe (7-of-10). Freeman grabbed 11 defensive rebounds and secured four offensive boards. Freeman also swiped team-best three steals with two assists.

In the second MAC game of the week, a 70-63 setback at Ball State, Freeman led all scorers with 23 points and grabbed a game-high 14 rebounds. He shot 69.2 percent from the field (9-of-13) with an 83.3 performance from the free throw line (5-of-6). Freeman secured nine defensive rebounds and five offensive boards, while adding two blocks, two steals and one assist.

On the season, Freeman averages a double-double with a second-best 14.3 points and team-high 10.6 rebounds per game. He also contributes 2.2 assists and 1.0 blocks per game.

RETURN TO THE CAYMAN ISLANDS CLASSIC

The Akron men's basketball team placed fourth overall at the 2022 Cayman Islands Classic as the Zips fell 62-58 to Nevada at John Gray Gymnasium. The Zips finished the tournament 1-2, defeating Western Kentucky (72-53) to advance to the semifinals before falling to LSU (73-58). Xavier Castaneda earned All-Tournament team honors. In three games, Jackson averaged 18.3 points, 4.3 rebounds and 2.7 assists. Castaneda posted a 28-point performance against LSU.

In 2018, Akron went 1-2 in its inaugural Cayman Islands Classic appearance at John Gray Gymnasium. The Zips opened against No. 16 ranked Clemson, falling 72-69. Akron and Illinois State battled in the second game as the Redbirds posted a 73-68 win. The Zips played St. Bonaventure in their final game and rallied to a 61-49 win. Loren Cristian Jackson earned All-Tournament team honors. In three games, Jackson averaged 16.3 points, 4.3 Assists and 2.3 rebounds. Jackson opened the tournament with a 25-point performance against No. 16 ranked Clemson.

CAYMAN ISLANDS CLASSIC RECAP

Akron advanced to the semifinal round of the 2022 Cayman Islands Classic after defeating Western Kentucky 72-53. Enrique Freeman registered his third double-double of the season as he led the Zips with 18 points and 11 rebounds. Greg Tribble matched Freeman's team-high 11 rebounds as the Zips owned the glass, posting a lopsided 43-16 rebounding advantage. Xavier Castaneda followed with 16 points, while three players recorded nine points - Tribble, Tendon Hankerson and Nate Johnson. Johnson shot perfect from downtown, draining all three of his 3-point attempts, while Hankerson (2 of 4) and Tribble (1 of 2) shot 50-percent from beyond the arc.

Akron held a two-point lead at halftime, but couldn't overcome an 8-2 run to open the second half as LSU defeated the Zips 73-58 in the semifinal round of the 2022 Cayman Island Classic. Xavier Castaneda led Akron in scoring with a game-high 28 points while adding six rebounds and four assists. Sammy Hunter followed with 13 points and Enrique Freeman grabbed a game-high 10 rebounds. Akron won the battle of the glass, outrebounding LSU 36-31.

Akron placed fourth overall at the 2022 Cayman Islands Classic as the Zips fell 62-58 to Nevada. Freshman Tavari Johnson (Chicago, Ill.) led the Zips offense with a career-high 21 points on 9-of-10 shooting from the field, including a perfect 3-of-3 from beyond the 3-point arc. Xavier Castaneda followed in scoring for Akron with 11 points, while Enrique Freeman added nine points and a team-best nine rebounds. Tendon Hankerson pulled down a second-best seven rebounds as the Zips and Wolf Pack were deadlocked at 33 rebounds apiece.

FREEMAN 2022-23 LOU HENSON NATIONAL PLAYER OF THE YEAR WATCH LIST

Junior Enrique Freeman (Cleveland, Ohio) has been named to the 2022-23 Lou Henson National Player of the Year Watch List, CollegInsider.com announced on Wednesday (Nov. 23). Freeman is one of 50 players on the watch list and one of four from the Mid-American Conference to be considered for the 2022-23 mid-major national player of the year award. Freeman is joined by Emoni Bates (Eastern Michigan), Sincere Carry (Kent State) and RayJ Dennis (Toledo).



1,000 CAREER POINT CLUB

Rk.	Pts.	(Games)
1.	2,583*	Joe Jakubick, 1980-84 (108)
2.	2,028	Len Paul, 1969-73 (107)
3.	1,810	Eric McLaughlin, 1985-89 (115)
4.	1,657	John Britton, 1975-79 (91)
5.	1,630	Bill Turner, 1962-67 (106)
6.	1,587	Loren Cristian Jackson, 2018-21 (87)
7.	1,577	Jimmal Ball, 1997-2000 (107)
8.	1,491	Romeo Travis, 2004-07 (122)
9.	1,445	Don Williams, 1963-67 (107)
10.	1,442	Alex Adams, 1959-61 (85)
11.	1,437	Bob Smith, 1964-68 (102)
12.	1,425	Mike Harkins, 1951-56 (65)
13.	1,415	Mark Alberts, 1988-93 (106)
14.	1,413	Shawn Roberts, 1985-89 (117)
15.	1,377	Darryl Peterson, 2002-06 (122)
16.	1,374	Isaiah Johnson, 2013-2017 (136)
17.	1,319	Jim Fenton, 1951-54 (66)
18.	1,283	Jami Bosley, 1998-2000 (75)
19.	1,265	Zeke Marshall, 2010-13 (138)
20.	1,259	Jimond Ivey, 2015-2019 (133)
21.	1,258	Fritz Nagy, 1943-47 (63)
22.	1,229	Fred Golding, 1955-59 (97)
23.	1,217	Bob Whaley, 1956-60 (99)
24.	1,215	George Phillips, 1996-2000 (109)
25.	1,210	Jerry Sloan, 1964-68 (100)
26.	1,193	Climon Lee, 1957-61 (95)
27.	1,190	Derrick Tarver, 2003-04 (55)
28.	1,185	Anthony Buford, 1987-90 (80)
29.	1,158	Nikola Cvetinovic, 2009-12 (141)
30.	1,152	Ray Pryear, 1955-59 (91)
31.	1,151	Jeremiah Wood, 2004-08 (101)
32.	1,147	Daniel Utomi, 2015-2019 (97)
33.	1,143	Ryan Andrick, 1996-2000 (102)
34.	1,142	Brett McKnight, 2007-11 (125)
35.	1,136	Andy Hipsher, 2000-04 (120)
36.	1,120	Cedrick Middleton, 2005-08 (130)
37.	1,108	Marcel Boyce, 1985-87 (59)
38.	1,091	Demetrius Treadwell, 2012-2014 (96)
39.	1,087	Nick Dials, 2006-08 (101)
40.	1,086	Larry Jenkins, 1970-74 (75)
41.	1,055	Bobby Walker, 1946-50 (75)
42.	1,046	Dru Joyce, 2004-07 (123)
43.	1,041	Hank Vaughn, 1946-50 (75)
44.	1,023	Nate Linhart, 2006-09 (134)
45.	1,019	Antino Jackson, 2014-2017 (106)
46.	1,013	Sam Serves, 1942-47 (94)

*Top 50 in NCAA history

GROCE DEBUTS WITH A WIN

Zips' head coach John Groce has spent over two decades on the sidelines of a basketball court as a coach and enters his 15th season as the lead man, and sixth at Akron. On April 6, 2017, Groce was named the 22nd head coach in Akron Basketball history.

On Nov. 11, 2017, Groce and the Zips accomplished something that has only been done 10 times in Akron's history, debuting a coaching career with a win. Akron defeated Cleveland State 67-57 in Groce's Akron coaching debut to become the first coach since the 1984-85 season to win their initial game.

In fact, the last coach to start his Akron career with a win was Bob Huggins during the 1984-85 season against Western Illinois, 64-57. Prior to Huggins, six coaches were unsuccessful in accomplishing that feat since Thomas Dowler did so in 1939-40 against Franklin, 34-25.

AKRON BASKETBALL AT A GLANCE

The Zips return nine players from last season's championship squad and adds six newcomers headlined by transfers graduate Trendon Hankerson (Novi, Mich.) and junior Sammy Hunter (Nassau, Bahamas). Also joining the Blue and Gold for 2022-23 are freshmen Tavari Johnson (Chicago, Ill.), Amani Lyles (Columbus, Ohio), Prince Mosengo (Congo, Africa) and Ryan Prather, Jr. (Clarksburg, Md.).

- Akron is 40-16 over the last three years in MAC play, best winning percentage (.714) in the conference
- 2022 Mid-American Conference Tournament Champions
- Posted a 24-10 record, including 14-6 mark in league play
- The 2019-20 MAC regular season champions finished with school-record 24 regular season wins (postseason cancelled due to COVID-19)
- Akron entered the 2022 NCAA Tournament with an eight-game winning streak

ZIPS IN THE MAC TOURNAMENT

Akron is 35-20 all-time in the MAC Tournament, 27-9 in its last 36 tournament games. The Zips have won at least one game in the MAC Tournament every year since the 2004-05 season and set an unprecedented 15-of-17 semifinal appearances. The Zips' runs of the consecutive title game (7) and semifinal appearances (13) are the longest streaks in MAC history. The Zips are 29-14 at Rocket Mortgage FieldHouse. Akron is 7-6 in opening round games, 1-0 second round, 12-4 in the quarterfinals, 10-4 semifinals, and 5-6 in title games.

AKRON'S RUN TO THE DANCE

Akron to the 2022 MAC Tournament Championship and fifth appearance all-time in the NCAA Tournament. The Zips finished the season 24-10 overall record with a 14-6 league mark, finishing tied for third in regular-season MAC play. As the fourth seed, the Zips defeated fifth-seeded Buffalo (70-68) and top-seeded Toledo (70-62) before posting a 20-point win over second-seeded Kent State (75-55) in the MAC title game. The Zips closed out regular season play on a five-game winning streak and added three consecutive wins to secure the 2022 MAC title. After winning eight consecutive contests, Akron entered the NCAA Tournament as a No. 13 seed and played against the No. 4 seed UCLA Bruins in the First Round of the East Region at the Moda Center in Portland, Oregon on March 17, 2022. The Zips fell 57-53.

LAST TIME AT THE JAR

Xavier Castaneda scored 32 points, topping 30 points for the fourth time this season, as the Zips defeated Miami 73-68. Akron extended its home court winning streak to 12 games and 10-0 this season. Akron won five games in a row as Enrique Freeman overcame foul trouble to post 13 points and eight rebounds while Kobe Mitchell added nine for Akron.

It was Castaneda who delivered big play after big play to power the win, none bigger than his top-of-the-key three with 55.6 seconds remaining to give Akron (14-6, 6-1 MAC) a five-point lead (69-64).

Despite a slow start offensively, the Zips never let Miami build a significant lead, relying on the MAC's leading scoring defense to keep the contest close. The RedHawks (7-13, 1-6 MAC) managed just two made 3-pointers in 11 attempts in the first half and converted just 12-of-28 field goal attempts overall prior to intermission.

Akron took its first lead with 9:11 remaining before the half on a 3-pointer by Mitchell and built that edge to as many as six before heading to the locker room with a 36-33 lead punctuated by consecutive triples by Castaneda, including a buzzer-beating fallaway three from the top of the key as time expired.

It capped a 19-point half by Castaneda, who notched eight of those points from the foul line. The Zips also took care of the ball in the opening 20 minutes and committed just three first-half turnovers.

Senior guard Mekhi Lairy led Miami with 14 points and redshirt junior guard Morgan Safford added 13 in the loss.



MAC STANDINGS

TEAM	MAC	OVERALL	STREAK
Kent State	6-1	16-4	L1
Akron	6-1	14-6	W5
Toledo	5-2	14-6	W4
Ball State	4-3	13-7	L2
Bowling Green	4-3	10-10	W2
Buffalo	4-3	10-10	W1
Northern Illinois	4-3	8-12	W3
Ohio	3-4	11-9	W2
Central Michigan	2-5	7-13	L3
Western Michigan	2-5	6-14	L3
Miami	1-6	7-13	L4
Eastern Michigan	1-6	4-16	L5

MAC TEAM STATISTICS

	Rank	Stat/G
Scoring Offense	10th	71.2
Scoring Defense	1st	62.3
Scoring Margin	2nd	+8.9
Free Throw %	8th	.722
Field Goal %	11th	.421
Opp. FG%	2nd	.413
3-point %	10th	.330
Opp. 3-point FG %	4th	.333
3-pointers Made	1st	8.7
Total Rebounds	6th	36.9
Opp Rebounds	3rd	33.4
Offensive Rebounds	8th	10.6
Defensive Rebounds	4th	26.3
Rebound Margin	3rd	3.5
Turnover Margin	3rd	2.2
Assist/Turnover Ratio	3rd	1.17
Assists	7th	12.95
Blocked Shots	8th	2.6
Steals	8th	6.45

MAC INDIVIDUAL STATISTICS

	Player	Rank	Stat/G
Scoring	Castaneda	1st	20.6
	Freeman	17th	14.2
Rebounding	Freeman	1st	10.6
Field Goal %	Freeman	4th	.580
Free Throw %	Castaneda	9th	.818
3-Point %	Castaneda	13th	.383
3-Pointers Made	Castaneda	1st	3.3/59
	Hankerson	10th	2.2/43
Assists	Castaneda	12th	3.2/57
Assist/TO Ratio	Castaneda	5th	1.6
Blocks	Freeman	4th	1.1/22
Steals	Castaneda	22nd	1.1/20
Minutes	Castaneda	10th	32.9
	Hankerson	11th	32.7
	Freeman	25th	29.6

USA TODAY COACHES POLL

RK	SCHOOL	REC	PTS	PR
1	PURDUE	19-1	792	3
2	ALABAMA	17-2	771	4
3	HOUSTON	18-2	684	1
4	TENNESSEE	16-3	648	9
5	KANSAS STATE	17-2	636	15
6	VIRGINIA	15-3	623	10
7	UCLA	17-3	584	5
8	ARIZONA	17-3	574	11
9	KANSAS	16-3	568	2
10	TEXAS	16-3	493	7
11	TEXAS CHRISTIAN	15-4	446	13
12	XAVIER	16-4	441	8
13	IOWA STATE	14-4	405	12
14	GONZAGA	17-4	366	6
15	MARQUETTE	16-5	306	18
16	AUBURN	16-3	290	17
17	BAYLOR	14-5	256	22
18	CHARLESTON	21-1	203	21
19	MIAMI-FLORIDA	15-4	201	16
20	CONNECTICUT	16-5	191	14
21	PROVIDENCE	15-5	155	20
22	SAINT MARY'S	18-4	139	24
23	CLEMSON	16-4	129	19
24	FLORIDA ATLANTIC	19-1	104	NR
25	DUKE	14-5	71	NR

ASSOCIATED PRESS (AP) POLL

RK	SCHOOL	REC	PTS	PR
1	PURDUE (39)	19-1	1,527	3
2	ALABAMA (23)	17-2	1,511	4
3	HOUSTON	18-2	1,333	1
4	TENNESSEE	16-3	1,298	9
5	KANSAS STATE	17-2	1,254	13
6	ARIZONA	17-3	1,195	11
7	VIRGINIA	15-3	1,160	10
8	UCLA	17-3	1,155	5
9	KANSAS	16-3	1,117	2
10	TEXAS	16-3	980	7
11	TCU	15-4	875	14
12	IOWA STATE	14-4	817	12
13	XAVIER	16-4	807	8
14	GONZAGA	17-4	784	6
15	AUBURN	16-3	699	16
16	MARQUETTE	16-5	600	20
17	BAYLOR	14-5	497	21
18	CHARLESTON	21-1	445	18
19	UCONN	16-5	372	15
20	MIAMI (FLA.)	15-4	328	17
21	FLORIDA ATLANTIC	19-1	271	24
22	SAINT MARY'S	18-4	254	NR
23	PROVIDENCE	15-5	194	22
24	CLEMSON	16-4	169	19
25	NEW MEXICO	18-2	156	NR

MID-MAJOR TOP 25 (JAN. 23)

RK	SCHOOL	REC	PTS	PR
1	GONZAGA (31)	16-3	775	1
2	CHARLESTON	18-1	740	2
3	SAINT MARY'S	16-4	712	3
4	KENT STATE	14-3	684	4
5	DRAKE	14-5	575	8
6	LOUISIANA	14-4	570	10
7	UC SANTA BARBARA	13-3	507	5
8	ORAL ROBERTS	15-4	477	6
9	MARSHALL	15-4	458	17
10	SOUTHERN ILLINOIS	14-5	446	24
11	SOUTHERN MISS	15-4	373	7
12	BYU	14-7	369	22
13	SANTA CLARA	15-5	298	20
14	UNCW	14-5	296	11
15	INDIANA STATE	13-6	295	9
16	UTAH VALLEY	14-5	271	14
17	IONA	12-6	259	12
18	SEATTLE	14-4	249	NR
19	LIBERTY	14-5	234	23
20	STEPHEN F. AUSTIN	13-6	218	18
21	SOUTHERN UTAH	13-6	158	NR
22	SAM HOUSTON	13-5	118	13
23	TOLEDO	11-6	116	16
24	CORNELL	13-4	103	NR
25	UMASS-LOWELL	15-4	102	19

NCAA MEN'S BASKETBALL NET RANKINGS

RK	SCHOOL	REC	PR
1	HOUSTON	18-2	1
2	TENNESSEE	16-3	2
3	ALABAMA	17-2	3
4	PURDUE	19-1	4
5	UCLA	17-3	5
6	SAINT MARY'S (CA)	17-4	6
7	UCONN	16-5	7
8	KANSAS	16-3	8
9	TEXAS	16-3	9
10	IOWA ST.	14-4	10
11	ARIZONA	17-3	11
12	GONZAGA	16-4	12
13	VIRGINIA	15-3	13
14	MARQUETTE	16-5	15
15	BAYLOR	14-5	14
16	KANSAS ST.	17-2	16
17	TCU	15-4	17
18	FLA. ATLANTIC	17-1	18
19	INDIANA	13-6	23
20	CREIGHTON	11-8	19
21	BOISE ST.	14-5	20
22	RUTGERS	13-6	22
23	AUBURN	16-3	21
24	OHIO ST.	11-8	24
25	XAVIER	16-4	25
121	AKRON	14-6	119
141	OHIO	11-9	138



Ken Pomeroy NCAA Rankings

Scouting Report ?

Data through games of Thursday, January 26

Conference only

Category	Offense	Defense	D-I Avg
Adj. Efficiency	104.0 181	99.6 97	103.7
Adj. Tempo	64.6 306		67.1
Avg. Poss. Length	18.3 263	17.6 195	17.5
Four Factors			
Effective FG%:	48.5 267	48.1 92	50.2
Turnover %:	16.6 51	19.2 138	18.7
Off. Reb. %:	29.8 148	25.3 58	28.7
FTA/FGA:	33.4 109	26.2 59	31.4
Miscellaneous Components			
3P%:	31.7 286	34.9 243	33.8
2P%:	49.2 212	45.9 44	49.9
FT%:	74.8 60	71.9 221	71.1
Block%:	10.6 296	6.8 285	9.0
Steal%:	8.5 81	9.0 196	9.5
Non-Stl TO%:	8.1 74	10.1 94	9.3
Style Components			
3PA/FGA:	44.5 35	33.0 61	37.5
A/FGM:	51.2 171	49.9 152	51.2
Point Distribution (% of total points)			
3-Pointers:	34.8 74	30.1 213	31.0
2-Pointers:	44.8 327	53.5 97	50.9
Free Throws:	20.5 67	16.4 274	18.2
Strength of Schedule			
Components:	102.1 277	105.8 286	103.7
Overall:	-3.70 288		0.00
Non-conference:	-0.40 188		0.00
Personnel			
Bench Minutes:	29.1% 245		31.1%
D-1 Experience:	2.69 yrs 42		1.90
Minutes Continuity:	45.8% 158		41.5%
Average Height:	75.0" 360		77.1"
2-Foul Participation:	36.4% 57		21.5%

Ken Pomeroy MAC Rankings

Scouting Report ?

Data through games of Thursday, January 26

Conference only

Category	Offense	Defense	D-I Avg
Efficiency	111.4 3	92.2 1	103.7
Tempo	67.0 12		67.1
Avg. Poss. Length	17.6 9	18.3 12	17.5
Four Factors			
Effective FG%:	50.2 9	45.6 1	50.2
Turnover %:	14.3 3	20.5 3	18.7
Off. Reb. %:	28.3 8	24.8 1	28.7
FTA/FGA:	36.3 7	36.2 6	31.4
Miscellaneous Components			
3P%:	30.9 9	30.0 1	33.8
2P%:	53.7 2	46.0 1	49.9
FT%:	80.8 1	72.9 6	71.1
Block%:	10.3 12	8.9 5	9.0
Steal%:	6.6 1	8.1 8	9.5
Non-Stl TO%:	7.7 4	12.4 1	9.3
Style Components			
3PA/FGA:	46.8 1	35.4 3	37.5
A/FGM:	49.7 4	45.3 4	51.2
Point Distribution (% of total points)			
3-Pointers:	33.3 3	27.1 11	31.0
2-Pointers:	44.1 12	50.5 3	50.9
Free Throws:	22.6 3	22.5 2	18.2
Strength of Schedule			
Components:	102.1 277	105.8 286	103.7
Overall:	-3.70 288		0.00
Non-conference:	-0.40 188		0.00
Personnel			
Bench Minutes:	29.1% 245		31.1%
D-1 Experience:	2.69 yrs 42		1.90
Minutes Continuity:	45.8% 158		41.5%
Average Height:	75.0" 360		77.1"
2-Foul Participation:	36.4% 57		21.5%

WHAT IS A ZIP?

- One of the unique nicknames in collegiate athletics belongs to The University of Akron.
- Originally Zippers, athletic director Kenneth "Red" Cochrane officially shortened the nickname to the Zips in 1950. Twenty-five years earlier a campus-wide contest had been conducted to choose a nickname for the University's athletics teams.
- Suggestions submitted by students, faculty, and alumni included GoldenBlue Devils, Tip Toppers, Rubbernecks, Hillbillies, Kangaroos, and Cheveliers.
- The winner, freshman Margaret Hamlin, received a prize of \$10 for Zippers, a \$6 pair of rubber overshoes and a brand name of the BF Goodrich Company.
- The evolution of Zippy, UA's mascot, began 40 years ago when the student council decided the University needed a mascot.
- "Zippy" the kangaroo was officially declared the school's mascot on May 1, 1953. The first known printed reference to the mascot as "Zippy" was a 1965 Zip football press brochure. The Buchtelite's first use of the name "Zippy" came Sept. 24, 1965, in an identification of a photo of the cheerleaders listing "Mascot - 'Zippy' - Charles Huettner."
- In 2007, Zippy was named the Capital One National Mascot of the Year.

REGULAR SEASON TOURNAMENTS

Akron is 68-46 all-time and 47-39 in the Division I era (since 1980) in regular season tournaments and 8-11 over the last six years under Groce. Akron posted a 1-2 record at the 2022 Cayman Islands Classic, defeating Western Kentucky and advancing to the semifinals before falling to LSU and finishing fourth overall after falling to Nevada. The Zips registered a 1-2 record in the 2021 Gulf Coast Showcase, 3-1 record in the Global Sports Shootout and 1-1 mark in the DC Holiday Hoops Fest. In 2018-19, the Zips went 2-2 at the Cayman Island Classic, and in Groce's first season, Akron posted an 0-3 mark at the 2018 Diamond Head Classic. Akron has posted multiple wins in 13 of the last 16 in-season tournaments, including three championships. The Zips won two tournaments in 2016-17, the Savannah Invitational (4-0) and Don Haskins Sun Bowl Invitational (2-0). In 2015-16, Akron went 2-0 at the Las Vegas Holiday Hoops Classic to claim the title. In 2014-15, Akron posted a 2-1 record in the Gildan Charleston Classic following the previous tournament runs at the Puerto Rico Tip-Off (2012, 2-1), 2K Sports Classic (2011, 2-2), the Las Vegas Holiday Hoops Classic (2010, 3-1), the Glenn Wilkes Classic (2009, 2-2), the Legends Classic (2008, 2-2), the Top of the World Classic (2007, 2-1) and the San Juan Shootout (2005, 2-1).

BEST START TO A SEASON


The 2015-16 Akron Zips started the season with a 3-0 winning streak. The three consecutive wins to open the season marks the best start in the Division I era of Akron men's basketball history. In addition, the 13-2 start was the best opening to a season in Akron basketball's Division I era, while the Zips win over the Arkansas Razorbacks marked the fifth consecutive season the Zips posted a win over a Power Five Conference opponent.

STARTING THE SEASON OFF RIGHT

The Zips are 75-47 (.610) all-time in season openers with a 61-12 (.829) home record and 14-35 (.285) on the road. Since the 2004-05, UA is 13-6 (.667) when opening the season, standing 10-1 (.875) at home, 3-5 (.429) on the road and 4-1 (.800) under head coach John Groce.


Akron owns a 100-21 (.822) home-opening record and 36-4 (.897) at Rhodes Arena. The Zips have been winners in the last 20-of-21 home opening games. Akron is 19-8 in MAC openers, 11-1 at home since joining the league in 1992. Over the last 16 seasons, the Zips are 13-3 in MAC openers and 7-1 at home. Akron has won the last 8-of-9 MAC openers.

Akron is 22-8 in MAC openers since joining the league in 1992. Over the last 16 seasons, the Zips are 13-3 in MAC openers. Akron has won the last 13-of-14 MAC openers, including a 4-1 mark under head coach John Groce. The Zips fell in Groce's initial MAC opener, but have won four straight leading into the 2022-23 opener.



0

AMANI LYLES
Freshman • F
Columbus, Ohio



1

GARVIN CLARKE
Sophomore • G
Nassau, Bahamas




2

GREG TRIBBLE
Junior • G
Cincinnati, Ohio



3

KOBE MITCHELL
Freshman • G
Cadiz, Ohio



4

TRENDON HANKERSON
Graduate • G
Novi, Mich.



5

TAVARI JOHNSON
Freshman • G
LaGrange Park, Ill.



10

RYAN PRATHER JR.
Freshman • G
Clarksburg, Md.



11

SAMMY HUNTER
Junior • C
Senegal, Africa




12

PAT MAYFIELD
Freshman • G
Elgin, Ill.



13

XAVIER CASTANEDA
Senior • G
Chicago, Ill.



20

EVAN WILSON
Sophomore • G
Noblesville, Ind.



22

MIKAL DAWSON
Junior • G
Huntington, W.Va.



23

PRINCE MOSENGO
Freshman • F
DR Congo, Africa



25

ENRIQUE FREEMAN
Junior • F
Cleveland, Ohio



34

NATE JOHNSON
Freshman • G
Liberty Township, Ohio



JOHN GROCE
Head Coach



DUSTIN FORD
Associate Head Coach



ROB FULFORD
Assistant Coach



ROBBY PRIDGEN
Assistant Coach



JON EKEY
Director of Basketball Operations



NUMERICAL ROSTER

No.	Name	Pos.	Ht.	Wt.	Yr.	Hometown (High School Previous School)
0	Amani Lyles	F	6-7	226	Fr.	Columbus, Ohio Beechcroft
1	Garvin Clarke	G	6-0	184	So.	Nassau, Bahamas Euclid Cleveland Heights
2	Greg Tribble	G	6-1	195	Jr.	Cincinnati, Ohio Winton Woods Huntington Prep
3	Kobe Mitchell	G	6-2	190	Fr.	Cadiz, OH Harrison Central
4	Trendon Hankerson	G	6-2	185	Gr.	Novi, Mich Novi Northern Illinois
5	Tavari Johnson	G	5-11	155	Fr.	LaGrange Park, Ill. Lyons
10	Ryan Prather Jr.	G	6-5	205	Fr.	Clarksburg, Md. Clarksburg
11	Sammy Hunter	F	6-9	225	Jr.	Nassau, Bahamas British Columbia Christian Prep Ole Miss
12	Pat Mayfield	G	6-5	185	Fr.	Elgin, Ill. Burlington Central
13	Xavier Castaneda	G	6-1	188	Sr.	Chicago, Ill. Whitney Young South Florida
20	Evan Wilson	G	6-2	200	So.	Noblesville, Ind. Noblesville
22	Mikal Dawson	W	6-5	222	Jr.	Huntington, W.Va. Huntington Prep
23	Prince Mosengo	F	6-8	205	Fr.	DR Congo, Africa Victory Rock Prep Keystone Academy
25	Enrique Freeman	F	6-7	206	Jr.	Cleveland, Ohio St. Martin De Porres High School
34	Nate Johnson	G	6-3	204	Fr.	Liberty Township, Ohio Lakota East

G - Guard, W - Wing, F - Frontcourt

ALPHABETICAL ROSTER

No.	Name	Pos.	Ht.	Wt.	Yr.	Hometown (High School Previous School)
13	Xavier Castaneda	G	6-1	188	Sr.	Chicago, Ill. Whitney Young South Florida
1	Garvin Clarke	G	6-0	184	So.	Nassau, Bahamas Euclid Cleveland Heights
22	Mikal Dawson	W	6-5	222	Jr.	Huntington, W.Va. Huntington Prep
25	Enrique Freeman	F	6-7	206	Jr.	Cleveland, Ohio St. Martin De Porres High School
4	Trendon Hankerson	G	6-2	185	Gr.	Novi, Mich Novi Northern Illinois
11	Sammy Hunter	F	6-9	225	Jr.	Nassau, Bahamas British Columbia Christian Prep Ole Miss
5	Tavari Johnson	G	5-11	155	Fr.	LaGrange Park, Ill. Lyons
34	Nate Johnson	G	6-3	204	Fr.	Liberty Township, Ohio Lakota East
0	Amani Lyles	F	6-7	226	Fr.	Columbus, Ohio Beechcroft
12	Pat Mayfield	G	6-5	185	Fr.	Elgin, Ill. Burlington Central
3	Kobe Mitchell	G	6-2	190	Fr.	Cadiz, OH Harrison Central
23	Prince Mosengo	F	6-8	205	Fr.	DR Congo, Africa Victory Rock Prep Keystone Academy
10	Ryan Prather Jr.	G	6-5	205	Fr.	Clarksburg, Md. Clarksburg
2	Greg Tribble	G	6-1	195	Jr.	Cincinnati, Ohio Winton Woods Huntington Prep
20	Evan Wilson	G	6-2	200	So.	Noblesville, Ind. Noblesville

G - Guard, W - Wing, F - Frontcourt

Head Coach: **John Groce** (Taylor 1994) - 15th season - 6th season at Akron

Associate Head Coach: Dustin Ford (Ohio 2001), Assistant Coaches: Rob Fulford (Marshall 1997), Robby Pridgen (Roanoke 2003)

Director of Basketball Operations: Jon Ekey (Illinois State 2013), Assistant Operations: Blaine Calhoun (Cincinnati 2019)


Graduate Assistants: Devan Morrow (Ohio State 2020), Peter Farkas (SUNY Brockport 2022),

PRONUNCIATION GUIDE

13	Xavier Castaneda (Cast-a-Nay-duh)
22	Mikal (Michael) Dawson



O · AMANI LYLES · FR · F · COLUMBUS, OHIO



SEASON STATS

Opponent	Date	GS	MIN	Total		3-Pointers		Free throws		Rebounds				PF	A	TO	BLK	STL	PTS	AVG
				FG-FGA	PCT	3FG-3FGA	PCT	FT-FTA	PCT	OFF	DEF	TOT	AVG							
South Dakota St.	11/07/2022		03:54	0-1	.000	0-0	.000	0-0	.000	0	0	0	0.0	2	0	0	1	0	0	0.0
vs Mississippi St.	11/11/2022		04:10	0-0	.000	0-0	.000	0-0	.000	0	0	0	0.0	0	0	1	0	0	0	0.0
Morgan St.	11/15/2022		04:26	1-2	.500	0-0	.000	0-1	.000	3	0	3	1.0	0	0	0	0	0	2	0.7
vs Western Ky.	11/21/2022		02:08	0-0	.000	0-0	.000	0-0	.000	0	0	0	0.8	1	0	0	0	0	0	0.5
vs LSU	11/22/2022		02:34	1-2	.500	0-0	.000	0-0	.000	0	0	0	0.6	0	0	0	0	0	2	0.8
vs Nevada	11/23/2022		00:40	0-0	.000	0-0	.000	0-0	.000	0	0	0	0.5	0	0	0	0	0	0	0.7
at Marshall	11/30/2022		02:00	0-1	.000	0-0	.000	0-0	.000	0	1	1	0.6	1	0	0	0	1	0	0.6
Muskingum	12/04/2022		13:27	1-2	.500	0-0	.000	3-8	.375	6	3	9	1.6	1	1	1	1	0	5	1.1
Wright St.	12/14/2022		02:24	0-0	.000	0-0	.000	0-0	.000	1	0	1	1.6	2	0	1	0	0	0	1.0
Maine	12/19/2022		08:57	3-5	.600	0-0	.000	3-3	1.000	2	0	2	1.6	2	0	1	1	2	9	1.8
at Bradley	12/22/2022		09:54	1-2	.500	0-0	.000	0-0	.000	0	1	1	1.5	3	1	1	1	1	2	1.8
Concord	12/30/2022		06:36	0-0	.000	0-0	.000	0-0	.000	0	0	0	1.4	1	0	1	0	0	0	1.7
NIU	01/03/2023		07:39	1-1	1.000	0-0	.000	1-1	1.000	0	1	1	1.4	3	0	1	0	1	3	1.8
at Ball St.	01/06/2023		05:06	0-1	.000	0-0	.000	2-2	1.000	0	0	0	1.3	4	0	1	1	2	2	1.8
at Bowling Green	01/10/2023		01:21	0-1	.000	0-0	.000	0-0	.000	1	0	1	1.3	0	0	0	0	0	0	1.7
Eastern Mich.	01/13/2023		08:42	4-8	.500	0-1	.000	2-2	1.000	1	0	1	1.3	5	1	0	0	0	10	2.2
at Central Mich.	01/17/2023		09:47	3-4	.750	0-0	.000	1-1	1.000	1	2	3	1.4	2	0	0	1	0	7	2.5
at Western Mich.	01/21/2023		03:20	0-0	.000	0-0	.000	0-0	.000	0	0	0	1.3	0	0	0	0	0	0	2.3
Totals			0 97:04	15-30	.500	0-1	.000	12-18	.667	15	8	23	1.3	27	3	8	6	7	42	2.3

Player Averages

Games Played	Minutes/game	Points/game	FG Pct	3FG Pct	FT Pct	Rebounds/game	Assists/game	Turnovers/game	Assist/Turnover ratio	Steals/game	Blocks/game
18	5.4	2.3	50.0	0.0	66.7	1.3	0.2	0.4	0.4	0.4	0.3

CAREER STATS

SEASON	TEAM	GP-GS	MIN/AVG	Field Goals		3-Point		F-Throws		Rebounds				Scoring						
				FG-FGA	FG%	3FG-3FGA	3FG%	FT-FTA	FT%	OFF	DEF	TOT	AVG	PF-FO	A	TO	BLK	STL	PTS	AVG
2022-23	UA	18-0	97/5.4	15-30	.500	0-1	.000	12-18	.667	15	8	23	1.3	27-1	3	8	6	7	42	2.3
TOTAL		18-0	97/5.4	15-30	.500	0-1	.000	12-18	.667	15	8	23	1.3	27-1	3	8	6	7	42	2.3

Single Game Highs

Statistic	Value	
Points	10	vs Eastern Mich. 01/13/23
Rebounds	9	vs Muskingum 12/04/22
Assists	1	vs Muskingum 12/04/22, at Bradley 12/22/22, vs Eastern Mich. 01/13/23
Steals	2	vs Maine 12/19/22, at Ball St. 01/06/23
Blocks	1	6 times
FG Made	4	vs Eastern Mich. 01/13/23
FG Attempts	8	vs Eastern Mich. 01/13/23
3FG Attempts	1	vs Eastern Mich. 01/13/23
FT Made	3	vs Muskingum 12/04/22, vs Maine 12/19/22
FT Attempts	8	vs Muskingum 12/04/22



1 • GARVIN CLARKE • SO • G • NASSAU, BAHAMAS



SEASON STATS

Opponent	Date	GS	MIN	Total		3-Pointers		Free throws		Rebounds				PF	A	TO	BLK	STL	PTS	AVG
				FG-FGA	PCT	3FG-3FGA	PCT	FT-FTA	PCT	OFF	DEF	TOT	AVG							
South Dakota St.	11/07/2022		22:21	0-5	.000	0-3	.000	0-0	.000	1	3	4	4.0	2	0	1	1	0	0	0.0
vs Mississippi St.	11/11/2022		22:35	2-5	.400	1-4	.250	3-5	.600	2	1	3	3.5	2	4	2	0	1	8	4.0
Morgan St.	11/15/2022		23:56	1-4	.250	0-2	.000	0-0	.000	2	2	4	3.7	1	0	1	1	0	2	3.3
vs Western Ky.	11/21/2022		14:32	1-3	.333	1-3	.333	1-2	.500	1	1	2	3.3	2	0	2	0	0	4	3.5
vs LSU	11/22/2022		17:04	1-6	.167	0-3	.000	0-0	.000	1	0	1	2.8	1	1	1	0	0	2	3.2
vs Nevada	11/23/2022		07:58	0-1	.000	0-0	.000	0-0	.000	0	2	2	2.7	0	0	0	0	0	0	2.7
at Marshall	11/30/2022		11:23	1-3	.333	0-1	.000	0-0	.000	2	0	2	2.6	1	0	0	0	0	2	2.6
Muskingum	12/04/2022		18:15	1-3	.333	0-1	.000	0-0	.000	0	2	2	2.5	3	3	3	0	3	2	2.5
Eastern Mich.	01/13/2023		08:15	0-0	.000	0-0	.000	0-0	.000	0	1	1	2.3	0	0	1	0	0	0	2.2
at Central Mich.	01/17/2023		06:11	1-3	.333	1-2	.500	0-0	.000	1	0	1	2.2	0	0	0	0	0	3	2.3
Totals		0	152:29	8-33	.242	3-19	.158	4-7	.571	10	12	22	2.2	12	8	11	2	4	23	2.3

Player Averages

Games Played	Minutes/game	Points/game	FG Pct	3FG Pct	FT Pct	Rebounds/game	Assists/game	Turnovers/game	Assist/Turnover ratio	Steals/game	Blocks/game
10	15.2	2.3	24.2	15.8	57.1	2.2	0.8	1.1	0.7	0.4	0.2

CAREER STATS


SEASON	TEAM	GP-GS	MIN/AVG	Field Goals		3-Point		F-Throws		Rebounds				Scoring						
				FG-FGA	FG%	3FG-3FGA	3FG%	FT-FTA	FT%	OFF	DEF	TOT	AVG	PF-FO	A	TO	BLK	STL	PTS	AVG
2020-21	UA	22-0	140/6.4	16-56	.286	4-17	.235	16-22	.727	5	13	18	0.8	11-0	12	4	1	6	52	2.4
2021-22	UA	34-1	489/14.4	35-100	.350	21-62	.339	22-33	.667	19	65	84	2.5	41-0	36	34	1	18	113	3.3
2022-23	UA	10-0	152/15.2	8-33	.242	3-19	.158	4-7	.571	10	12	22	2.2	12-0	8	11	2	4	23	2.3
TOTAL		66-1	782/11.8	59-189	.312	28-98	.286	42-62	.677	34	90	124	1.9	64-0	56	49	4	28	188	2.8

Single Game Highs

Statistic	Value
Points	12 vs Wheeling 11/18/21
Rebounds	8 at Wright St. 12/15/21
Assists	4 vs Ball St. 01/11/22, vs Mississippi St. 11/11/22
Steals	3 vs Wheeling 11/18/21, vs Muskingum 12/04/22
Blocks	1 4 times
FG Made	5 vs Wheeling 11/18/21
FG Attempts	9 vs Point Park 11/13/21
3FG Made	3 vs Kent St. 03/12/22
3FG Attempts	5 vs Kent St. 03/12/22
FT Made	4 at Buffalo 03/02/21
FT Attempts	5 vs Mississippi St. 11/11/22



2 • GREG TRIBBLE • JR • G • CINCINNATI, OHIO



SEASON STATS

Opponent	Date	GS	MIN	Total		3-Pointers		Free throws		Rebounds				PF	A	TO	BLK	STL	PTS	AVG
				FG-FGA	PCT	3FG-3FGA	PCT	FT-FTA	PCT	OFF	DEF	TOT	AVG							
South Dakota St.	11/07/2022	*	33:47	2-11	.182	0-2	.000	1-2	.500	1	4	5	5.0	4	1	1	1	1	5	5.0
vs Mississippi St.	11/11/2022	*	32:16	2-7	.286	0-2	.000	1-2	.500	0	2	2	3.5	3	3	0	0	0	5	5.0
Morgan St.	11/15/2022	*	28:58	2-7	.286	0-1	.000	1-2	.500	1	0	1	2.7	2	4	2	1	1	5	5.0
vs Western Ky.	11/21/2022	*	25:04	4-9	.444	1-2	.500	0-0	.000	3	8	11	4.8	3	2	1	0	1	9	6.0
vs LSU	11/22/2022	*	29:44	0-3	.000	0-0	.000	3-4	.750	1	3	4	4.6	5	0	3	0	0	3	5.4
vs Nevada	11/23/2022	*	26:33	3-4	.750	0-1	.000	1-1	1.000	1	1	2	4.2	3	1	4	0	1	7	5.7
at Marshall	11/30/2022	*	19:24	2-4	.500	0-0	.000	1-2	.500	1	1	2	3.9	3	0	0	0	0	5	5.6
Muskingum	12/04/2022	*	16:48	1-3	.333	0-0	.000	0-2	.000	0	0	0	3.4	2	3	1	0	2	2	5.1
Jackson St.	12/11/2022	*	28:19	6-10	.600	0-1	.000	0-0	.000	1	3	4	3.4	2	5	1	0	2	12	5.9
Wright St.	12/14/2022	*	29:37	3-7	.429	0-0	.000	0-0	.000	2	1	3	3.4	1	0	0	0	1	6	5.9
Maine	12/19/2022	*	23:50	2-4	.500	0-0	.000	2-2	1.000	0	1	1	3.2	2	2	2	0	2	6	5.9
at Bradley	12/22/2022	*	26:07	1-4	.250	0-0	.000	0-0	.000	0	3	3	3.2	2	1	1	0	0	2	5.6
Concord	12/30/2022	*	29:39	1-5	.200	0-0	.000	5-7	.714	1	1	2	3.1	0	3	0	0	0	7	5.7
NIU	01/03/2023	*	30:22	5-6	.833	0-0	.000	6-6	1.000	1	1	2	3.0	4	2	2	0	3	16	6.4
at Ball St.	01/06/2023	*	29:43	3-10	.300	0-0	.000	8-10	.800	1	1	2	2.9	4	0	0	0	0	14	6.9
at Bowling Green	01/10/2023	*	30:31	2-8	.250	0-1	.000	0-0	.000	1	2	3	2.9	1	3	1	0	2	4	6.8
Eastern Mich.	01/13/2023	*	27:55	4-4	1.000	0-0	.000	2-4	.500	0	5	5	3.1	0	1	1	0	0	10	6.9
at Central Mich.	01/17/2023	*	32:27	4-9	.444	0-1	.000	2-2	1.000	0	1	1	2.9	1	1	1	0	1	10	7.1
at Western Mich.	01/21/2023	*	36:32	4-7	.571	0-0	.000	1-2	.500	0	2	2	2.9	1	4	0	0	1	9	7.2
Totals		19	537:36	51-122	.418	1-11	.091	34-48	.708	15	40	55	2.9	43	36	21	2	18	137	7.2

Player Averages

Games Played	Minutes/ game	Points/ game	FG Pct	3FG Pct	FT Pct	Rebounds/ game	Assists/ game	Turnovers/ game	Assist/Turnover ratio	Steals/ game	Blocks/ game
19	28.3	7.2	41.8	9.1	70.8	2.9	1.9	1.1	1.7	0.9	0.1

CAREER STATS

SEASON	TEAM	GP-GS	MIN/AVG	FG-FGA	FG%	3FG-3FGA	3FG%	FT-FTA	FT%	OFF	DEF	TOT	AVG	PF-FO	A	TO	BLK	STL	PTS	AVG
2019-20	UA	31-0	507/16.4	34-74	.459	3-11	.273	23-47	.489	7	47	54	1.7	58-0	34	33	3	8	94	3.0
2020-21	UA	21-6	388/18.5	32-78	.410	1-16	.063	24-38	.632	14	26	40	1.9	32-2	26	22	2	9	89	4.2
2021-22	UA	33-26	850/25.7	79-177	.446	6-27	.222	75-107	.701	13	78	91	2.8	72-1	71	42	6	36	239	7.2
2022-23	UA	19-19	538/28.3	51-122	.418	1-11	.091	34-48	.708	15	40	55	2.9	43-1	36	21	2	18	137	7.2
TOTAL		104-51	2282/21.9	196-451	.435	11-65	.169	156-240	.650	49	191	240	2.3	205-4	167	118	13	71	559	5.4

Single Game Highs

Statistic	Value	
Points	19	vs Southern U. 12/04/21
Rebounds	11	vs Western Ky. 11/21/22
Assists	5	vs Kent St. 03/12/22, vs Jackson St. 12/11/22
Steals	4	vs Wheeling 11/18/21
Blocks	1	13 times
FG Made	6	at Ohio 02/25/22, vs Jackson St. 12/11/22
FG Attempts	11	vs South Dakota St. 11/07/22
3FG Made	1	11 times
3FG Attempts	4	vs Ball St. 01/30/21
FT Made	11	vs Southern U. 12/04/21
FT Attempts	13	vs Southern U. 12/04/21



3 • KOBE MITCHELL • SO • G • CADIZ, OHIO



SEASON STATS

Opponent	Date	GS	MIN	Total		3-Pointers		Free throws		Rebounds				PF	A	TO	BLK	STL	PTS	AVG
				FG-FGA	PCT	3FG-3FGA	PCT	FT-FTA	PCT	OFF	DEF	TOT	AVG							
vs Mississippi St.	11/11/2022		01:57	1-1	1.000	0-0	.000	0-0	.000	0	0	0	0.0	0	0	0	0	1	2	2.0
vs Nevada	11/23/2022		03:49	0-1	.000	0-1	.000	0-0	.000	0	0	0	0.0	0	0	0	0	1	0	1.0
at Marshall	11/30/2022		06:08	0-0	.000	0-0	.000	0-0	.000	0	1	1	0.3	1	0	1	0	0	0	0.7
Muskingum	12/04/2022		18:15	2-3	.667	2-3	.667	0-0	.000	1	1	2	0.8	1	1	2	1	3	6	2.0
Jackson St.	12/11/2022		17:59	2-5	.400	2-5	.400	0-0	.000	0	2	2	1.0	1	0	0	0	1	6	2.8
Wright St.	12/14/2022		18:05	0-4	.000	0-4	.000	0-0	.000	0	0	0	0.8	1	0	0	0	0	0	2.3
Maine	12/19/2022		16:48	2-4	.500	1-3	.333	0-0	.000	1	2	3	1.1	3	0	1	0	0	5	2.7
at Bradley	12/22/2022		08:58	0-0	.000	0-0	.000	2-2	1.000	0	0	0	1.0	3	0	0	0	0	2	2.6
Concord	12/30/2022		14:15	0-2	.000	0-2	.000	0-0	.000	0	1	1	1.0	1	1	0	0	0	0	2.3
NIU	01/03/2023		19:47	1-2	.500	1-2	.500	2-2	1.000	0	2	2	1.1	2	3	0	0	0	5	2.6
at Ball St.	01/06/2023		27:02	0-2	.000	0-2	.000	0-0	.000	0	0	0	1.0	0	0	1	0	1	0	2.4
at Bowling Green	01/10/2023		09:58	1-3	.333	1-3	.333	0-0	.000	0	1	1	1.0	0	0	0	0	0	3	2.4
Eastern Mich.	01/13/2023		11:09	0-4	.000	0-3	.000	0-0	.000	0	1	1	1.0	1	0	0	0	0	0	2.2
at Central Mich.	01/17/2023		06:43	0-2	.000	0-2	.000	0-0	.000	0	0	0	0.9	0	1	0	0	0	0	2.1
Totals		0	180:54	9-33	.273	7-30	.233	4-4	1.000	2	11	13	0.9	14	6	5	1	7	29	2.1

Player Averages

Games Played	Minutes/game	Points/game	FG Pct	3FG Pct	FT Pct	Rebounds/game	Assists/game	Turnovers/game	Assist/Turnover ratio	Steals/game	Blocks/game
14	12.9	2.1	27.3	23.3	100.0	0.9	0.4	0.4	1.2	0.5	0.1

CAREER STATS

MITCHELL, Kobe

				Field Goals		3-Point		F-Throws		Rebounds				Scoring							
SEASON	TEAM	GP-GS	MIN/AVG	FG-FGA	FG%	3FG-3FGA	3FG%	FT-FTA	FT%	OFF	DEF	TOT	AVG	PF	FO	A	TO	BLK	STL	PTS	AVG
2022-23	UA	14-0	181/12.9	9-33	.273	7-30	.233	4-4	1.000	2	11	13	0.9	14	0	6	5	1	7	29	2.1
TOTAL		14-0	181/12.9	9-33	.273	7-30	.233	4-4	1.000	2	11	13	0.9	14-0	6	5	1	7	29	2.1	

Single Game Highs

Statistic	Value	
Points	6	vs Muskingum 12/04/22, vs Jackson St. 12/11/22
Rebounds	3	vs Maine 12/19/22
Assists	3	vs NIU 01/03/23
Steals	3	vs Muskingum 12/04/22
Blocks	1	vs Muskingum 12/04/22
FG Made	2	vs Muskingum 12/04/22, vs Jackson St. 12/11/22, vs Maine 12/19/22
FG Attempts	5	vs Jackson St. 12/11/22
3FG Made	2	vs Muskingum 12/04/22, vs Jackson St. 12/11/22
3FG Attempts	5	vs Jackson St. 12/11/22



4 • TRENDON HANKERSON • GR • G • NOVI, MICH.



SEASON STATS

Opponent	Date	GS	MIN	Total		3-Pointers		Free throws		Rebounds				PF	A	TO	BLK	STL	PTS	AVG
				FG-FGA	PCT	3FG-3FGA	PCT	FT-FTA	PCT	OFF	DEF	TOT	AVG							
South Dakota St.	11/07/2022	*	42:04	4-9	.444	2-6	.333	1-1	1.000	0	1	1	1.0	2	1	1	0	1	11	11.0
vs Mississippi St.	11/11/2022	*	27:16	1-7	.143	1-4	.250	2-2	1.000	1	3	4	2.5	3	0	2	1	1	5	8.0
Morgan St.	11/15/2022	*	32:09	2-12	.167	2-9	.222	0-2	.000	0	6	6	3.7	2	2	1	2	2	6	7.3
vs Western Ky.	11/21/2022	*	35:36	3-5	.600	2-4	.500	1-2	.500	0	4	4	3.8	0	1	2	0	1	9	7.8
vs LSU	11/22/2022	*	22:11	0-2	.000	0-1	.000	2-2	1.000	1	1	2	3.4	4	1	1	0	0	2	6.6
vs Nevada	11/23/2022	*	37:04	3-7	.429	2-5	.400	0-0	.000	0	7	7	4.0	3	0	2	0	0	8	6.8
at Marshall	11/30/2022	*	33:57	5-11	.455	1-6	.167	0-0	.000	1	3	4	4.0	0	2	3	0	2	11	7.4
Muskingum	12/04/2022	*	23:01	4-7	.571	2-5	.400	0-0	.000	0	4	4	4.0	1	2	0	0	1	10	7.8
Jackson St.	12/11/2022	*	38:05	5-9	.556	5-7	.714	2-2	1.000	0	1	1	3.7	1	2	1	1	0	17	8.8
Wright St.	12/14/2022	*	34:53	2-9	.222	1-7	.143	1-2	.500	0	5	5	3.8	3	4	0	0	2	6	8.5
Maine	12/19/2022	*	26:12	3-5	.600	2-3	.667	4-5	.800	1	3	4	3.8	1	2	1	0	1	12	8.8
at Bradley	12/22/2022	*	31:08	3-5	.600	3-3	1.000	0-0	.000	1	8	9	4.3	3	1	2	0	0	9	8.8
Concord	12/30/2022	*	31:41	6-12	.500	6-10	.600	0-0	.000	1	7	8	4.5	1	6	1	0	1	18	9.5
NIU	01/03/2023	*	35:24	1-8	.125	1-7	.143	0-0	.000	1	5	6	4.6	2	4	1	2	0	3	9.1
at Ball St.	01/06/2023	*	36:36	1-7	.143	1-4	.250	5-6	.833	0	5	5	4.7	2	1	3	0	0	8	9.0
at Bowling Green	01/10/2023	*	32:49	2-8	.250	2-7	.286	0-0	.000	0	2	2	4.5	2	3	2	1	2	6	8.8
Eastern Mich.	01/13/2023	*	28:47	5-9	.556	4-8	.500	0-0	.000	0	4	4	4.5	2	2	0	0	0	14	9.1
at Central Mich.	01/17/2023	*	35:03	4-10	.400	3-8	.375	0-0	.000	1	4	5	4.5	2	1	1	0	0	11	9.2
at Western Mich.	01/21/2023	*	34:28	2-11	.182	1-9	.111	0-0	.000	0	6	6	4.6	3	2	2	2	2	5	9.0
Totals		19	618:24	56-153	.366	41-113	.363	18-24	.750	8	79	87	4.6	37	37	26	9	16	171	9.0

Player Averages

Games Played	Minutes/game	Points/game	FG Pct	3FG Pct	FT Pct	Rebounds/game	Assists/game	Turnovers/game	Assist/Turnover ratio	Steals/game	Blocks/game
19	32.5	9.0	36.6	36.3	75.0	4.6	1.9	1.4	1.4	0.8	0.5

CAREER STATS

SEASON	TEAM	GP-GS	MIN/AVG	Field Goals		3-Point		F-Throws		Rebounds				Scoring						
				FG-FGA	FG%	3FG-3FGA	3FG%	FT-FTA	FT%	OFF	DEF	TOT	AVG	PF-FO	A	TO	BLK	STL	PTS	AVG
2018-19	NIU	21-2	395/18.8	17-54	.315	8-32	.250	3-4	.750	5	42	47	2.2	55-2	19	22	9	12	45	2.1
2019-20	NIU	31-31	978/31.5	84-180	.467	41-89	.461	25-30	.833	12	80	92	3.0	66-0	61	46	10	29	234	7.5
2020-21	NIU	19-19	646/34.0	99-250	.396	48-130	.369	18-26	.692	9	74	83	4.4	54-2	41	53	7	22	264	13.9
2021-22	NIU	30-30	1011/33.7	118-315	.375	62-177	.350	45-60	.750	9	103	112	3.7	80-3	68	55	11	54	343	11.4
2022-23	UA	19-19	618/32.5	56-153	.366	41-113	.363	18-24	.750	8	79	87	4.6	37-0	37	26	9	16	171	9.0
TOTAL FOR UA		19-19	618/32.5	56-153	.366	41-113	.363	18-24	.750	8	79	87	4.6	37-0	37	26	9	16	171	9.0
TOTAL		120-101	3649/30.4	374-952	.393	200-541	.370	109-144	.757	43	378	421	3.5	292-7	226	202	46	133	1057	8.8

Single Game Highs

Statistic	Value	
Points	28	at Washington 11/09/21
Rebounds	9	at Bradley 12/22/22
Assists	6	vs Eastern Mich. 01/11/20, vs Concord 12/30/22
Steals	4	4 times
Blocks	3	at Marquette 11/27/21
FG Made	9	at Central Mich. 03/05/21, at Washington 11/09/21
FG Attempts	20	vs Ball St. 12/08/20, at Toledo 12/22/20
3FG Made	6	at Washington 11/09/21, vs Concord 12/30/22
3FG Attempts	11	vs Ball St. 12/08/20, at Washington 11/09/21, at Bowling Green 02/05/22
FT Made	7	vs Ball St. 01/27/22
FT Attempts	8	vs Ball St. 01/27/22



5 • TAVARI JOHNSON • FR • G • LAGRANGE PARK, ILL.



SEASON STATS

Opponent	Date	GS	MIN	Total		3-Pointers		Free throws		Rebounds				Other								
				FG-FGA	PCT	3FG-3FGA	PCT	FT-FTA	PCT	OFF	DEF	TOT	AVG	PF	A	TO	BLK	STL	PTS	AVG		
vs Mississippi St.	11/11/2022		05:43	0-0	.000	0-0	.000	0-0	.000	0	0	0	0.0	0	0	0	0	0	0	0	0	0.0
Morgan St.	11/15/2022		03:29	1-1	1.000	0-0	.000	0-0	.000	0	0	0	0.0	0	0	0	0	0	0	0	2	1.0
vs Western Ky.	11/21/2022		02:56	0-0	.000	0-0	.000	0-0	.000	0	1	1	0.3	1	0	2	0	0	0	0	0	0.7
vs LSU	11/22/2022		10:52	1-3	.333	1-1	1.000	2-2	1.000	0	0	0	0.3	3	0	2	0	2	5	5	1.8	
vs Nevada	11/23/2022		26:26	9-10	.900	3-3	1.000	0-0	.000	0	3	3	0.8	3	4	3	0	2	21	5.6		
at Marshall	11/30/2022		27:19	7-13	.538	2-5	.400	0-0	.000	2	2	4	1.3	1	4	1	0	1	16	7.3		
Muskingum	12/04/2022	*	21:09	3-7	.429	3-6	.500	0-0	.000	0	5	5	1.9	0	6	0	0	1	9	7.6		
Jackson St.	12/11/2022	*	24:09	2-5	.400	2-5	.400	0-0	.000	0	1	1	1.8	4	2	5	0	1	6	7.4		
Wright St.	12/14/2022	*	27:33	6-14	.429	0-3	.000	2-4	.500	1	1	2	1.8	2	1	1	1	4	14	8.1		
Maine	12/19/2022	*	28:51	2-6	.333	1-3	.333	0-0	.000	1	6	7	2.3	0	3	4	0	1	5	7.8		
at Bradley	12/22/2022	*	26:46	1-7	.143	0-3	.000	0-0	.000	1	4	5	2.5	0	1	2	1	1	2	7.3		
Concord	12/30/2022	*	20:48	2-6	.333	1-3	.333	1-2	.500	0	2	2	2.5	2	5	4	0	1	6	7.2		
NIU	01/03/2023	*	28:07	3-9	.333	1-3	.333	1-2	.500	1	0	1	2.4	4	0	4	1	0	8	7.2		
at Ball St.	01/06/2023	*	30:49	3-11	.273	1-4	.250	0-0	.000	0	6	6	2.6	2	0	6	0	1	7	7.2		
at Bowling Green	01/10/2023	*	15:06	1-5	.200	1-4	.250	0-0	.000	0	1	1	2.5	1	1	0	0	0	3	6.9		
Eastern Mich.	01/13/2023		18:36	3-4	.750	0-1	.000	0-0	.000	0	3	3	2.6	4	9	1	0	0	6	6.9		
at Central Mich.	01/17/2023		14:45	0-5	.000	0-2	.000	0-0	.000	0	3	3	2.6	3	3	1	0	1	0	6.5		
at Western Mich.	01/21/2023		13:59	0-2	.000	0-1	.000	0-0	.000	0	0	0	2.4	2	0	0	0	1	0	6.1		
Totals		9	347:24	44-108	.407	16-47	.340	6-10	.600	6	38	44	2.4	32	39	36	3	17	110	6.1		

Player Averages

Games Played	Minutes/game	Points/game	FG Pct	3FG Pct	FT Pct	Rebounds/game	Assists/game	Turnovers/game	Assist/Turnover ratio	Steals/game	Blocks/game
18	19.3	6.1	40.7	34.0	60.0	2.4	2.2	2.0	1.1	0.9	0.2

CAREER STATS

SEASON	TEAM	GP-GS	MIN/AVG	Field Goals		3-Point		F-Throws		Rebounds				Other				Scoring		
				FG-FGA	FG%	3FG-3FGA	3FG%	FT-FTA	FT%	OFF	DEF	TOT	AVG	PF	FO	A	TO	BLK	STL	PTS
2022-23	UA	18-9	347/19.3	44-108	.407	16-47	.340	6-10	.600	6	38	44	2.4	32-0	39	36	3	17	110	6.1
TOTAL		18-9	347/19.3	44-108	.407	16-47	.340	6-10	.600	6	38	44	2.4	32-0	39	36	3	17	110	6.1

Single Game Highs

Statistic	Value
Points	21 vs Nevada 11/23/22
Rebounds	7 vs Maine 12/19/22
Assists	9 vs Eastern Mich. 01/13/23
Steals	4 vs Wright St. 12/14/22
Blocks	1 vs Wright St. 12/14/22, at Bradley 12/22/22, vs NIU 01/03/23
FG Made	9 vs Nevada 11/23/22
FG Attempts	14 vs Wright St. 12/14/22
3FG Made	3 vs Muskingum 12/04/22, vs Nevada 11/23/22
3FG Attempts	6 vs Muskingum 12/04/22
FT Made	2 vs Wright St. 12/14/22, vs LSU 11/22/22
FT Attempts	4 vs Wright St. 12/14/22



11 • SAMMY HUNTER • JR • F • NASSAU, BAHAMAS



SEASON STATS

Opponent	Date	GS	MIN	Total		3-Pointers		Free throws		Rebounds				PF	A	TO	BLK	STL	PTS	AVG
				FG-FGA	PCT	3FG-3FGA	PCT	FT-FTA	PCT	OFF	DEF	TOT	AVG							
South Dakota St.	11/07/2022	*	22:16	2-10	.200	0-6	.000	0-0	.000	1	3	4	4.0	1	0	1	0	0	4	4.0
vs Mississippi St.	11/11/2022	*	23:40	2-8	.250	1-5	.200	0-1	.000	0	3	3	3.5	1	0	0	0	0	5	4.5
Morgan St.	11/15/2022	*	15:30	2-6	.333	0-3	.000	0-1	.000	1	1	2	3.0	0	2	1	0	0	4	4.3
vs Western Ky.	11/21/2022	*	18:39	3-8	.375	1-5	.200	0-0	.000	0	1	1	2.5	2	0	0	0	0	7	5.0
vs LSU	11/22/2022	*	27:09	4-14	.286	3-11	.273	2-2	1.000	1	0	1	2.2	0	0	0	0	1	13	6.6
vs Nevada	11/23/2022	*	11:45	0-4	.000	0-2	.000	0-0	.000	0	0	0	1.8	1	0	0	0	0	0	5.5
at Marshall	11/30/2022		17:52	4-10	.400	1-3	.333	0-1	.000	1	5	6	2.4	1	1	0	0	0	9	6.0
Muskingum	12/04/2022		18:50	4-8	.500	1-3	.333	0-0	.000	2	2	4	2.6	1	1	0	0	0	9	6.4
Jackson St.	12/11/2022		15:54	1-5	.200	0-4	.000	2-2	1.000	2	1	3	2.7	2	2	0	0	0	4	6.1
Wright St.	12/14/2022		16:35	5-8	.625	3-6	.500	0-0	.000	0	4	4	2.8	2	0	1	1	0	13	6.8
Maine	12/19/2022		20:16	0-4	.000	0-3	.000	0-0	.000	0	2	2	2.7	1	2	1	0	0	0	6.2
at Bradley	12/22/2022		18:19	2-9	.222	2-6	.333	2-2	1.000	1	1	2	2.7	0	0	0	0	0	8	6.3
Concord	12/30/2022		18:08	2-5	.400	0-3	.000	0-0	.000	3	3	6	2.9	4	0	0	0	0	4	6.2
NIU	01/03/2023	*	13:58	1-5	.200	1-5	.200	0-0	.000	0	1	1	2.8	2	0	1	0	0	3	5.9
at Ball St.	01/06/2023	*	19:39	1-2	.500	1-2	.500	0-0	.000	3	0	3	2.8	5	0	0	0	0	3	5.7
at Bowling Green	01/10/2023		25:03	7-9	.778	4-6	.667	1-1	1.000	2	1	3	2.8	1	0	2	1	1	19	6.6
Eastern Mich.	01/13/2023	*	24:00	5-8	.625	3-6	.500	0-1	.000	2	2	4	2.9	1	1	1	0	1	13	6.9
at Central Mich.	01/17/2023	*	16:24	4-5	.800	2-3	.667	2-4	.500	0	2	2	2.8	3	1	0	0	0	12	7.2
at Western Mich.	01/21/2023	*	27:56	2-9	.222	2-8	.250	2-3	.667	0	3	3	2.8	3	0	0	0	0	8	7.3
Totals		11	371:53	51-137	.372	25-90	.278	11-18	.611	19	35	54	2.8	31	10	8	2	3	138	7.3

Player Averages

Games Played	Minutes/game	Points/game	FG Pct	3FG Pct	FT Pct	Rebounds/game	Assists/game	Turnovers/game	Assist/Turnover ratio	Steals/game	Blocks/game
19	19.6	7.3	37.2	27.8	61.1	2.8	0.5	0.4	1.3	0.2	0.1

CAREER STATS

SEASON	TEAM	GP-GS	MIN/AVG	Field Goals		3-Point		F-Throws		Rebounds				Scoring						
				FG-FGA	FG%	3FG-3FGA	3FG%	FT-FTA	FT%	OFF	DEF	TOT	AVG	PF-FO	A	TO	BLK	STL	PTS	AVG
2019-20	OM	27-1	309/11.4	29-71	.408	1-8	.125	19-27	.704	14	23	37	1.4	47-0	11	15	4	6	78	2.9
2020-21	OM	25-0	198/7.9	20-42	.476	6-18	.333	10-16	.625	14	21	35	1.4	27-0	9	12	5	3	56	2.2
2021-22	OM	29-0	302/10.4	34-76	.447	5-25	.200	10-17	.588	19	15	34	1.2	43-0	4	12	5	6	83	2.9
2022-23	UA	19-11	372/19.6	51-137	.372	25-90	.278	11-18	.611	19	35	54	2.8	31-1	10	8	2	3	138	7.3
TOTAL FOR UA		19-11	372/19.6	51-137	.372	25-90	.278	11-18	.611	19	35	54	2.8	31-1	10	8	2	3	138	7.3
TOTAL		100-12	1181/11.8	134-326	.411	37-141	.262	50-78	.641	66	94	160	1.6	148-1	34	47	16	18	355	3.6

Single Game Highs

Statistic	Value	
Points	19	at Bowling Green 01/10/23
Rebounds	7	vs Louisiana Tech 03/19/21
Assists	2	9 times
Steals	3	vs Missouri 03/04/20
Blocks	3	vs Vanderbilt 02/29/20
FG Made	7	at Bowling Green 01/10/23
FG Attempts	14	vs LSU 11/22/22
3FG Made	4	at Bowling Green 01/10/23
3FG Attempts	11	vs LSU 11/22/22
FT Made	4	vs Seattle U 11/19/19
FT Attempts	4	9 times



12 • PAT MAYFIELD • FR • G • ELGIN, ILL.



SEASON STATS

Opponent	Date	GS	MIN	Total		3-Pointers		Free throws		Rebounds				PF	A	TO	BLK	STL	PTS	AVG
				FG-FGA	PCT	3FG-3FGA	PCT	FT-FTA	PCT	OFF	DEF	TOT	AVG							
Muskingum	12/04/2022		05:04	0-1	.000	0-1	.000	0-0	.000	0	0	0	0.0	0	0	0	0	0	0	0.0
Maine	12/19/2022		01:13	1-1	1.000	0-0	.000	0-0	.000	0	1	1	0.5	0	0	0	0	0	2	1.0
at Bradley	12/22/2022		00:39	0-0	.000	0-0	.000	0-0	.000	0	0	0	0.3	0	0	0	0	1	0	0.7
Concord	12/30/2022		02:59	1-2	.500	0-1	.000	0-0	.000	0	3	3	1.0	0	0	0	0	0	2	1.0
NIU	01/03/2023		01:58	0-1	.000	0-0	.000	0-0	.000	0	1	1	1.0	0	0	0	1	0	0	0.8
Eastern Mich.	01/13/2023		04:48	0-1	.000	0-1	.000	1-2	.500	0	2	2	1.2	1	0	0	0	1	1	0.8
at Central Mich.	01/17/2023		01:25	0-0	.000	0-0	.000	0-0	.000	0	0	0	1.0	0	0	0	0	0	0	0.7
Totals		0	18:06	2-6	.333	0-3	.000	1-2	.500	0	7	7	1.0	1	0	0	1	2	5	0.7

Player Averages

Games Played	Minutes/game	Points/game	FG Pct	3FG Pct	FT Pct	Rebounds/game	Assists/game	Turnovers/game	Assist/Turnover ratio	Steals/game	Blocks/game
7	2.6	0.7	33.3	0.0	50.0	1.0	0.0	0.0	0.0	0.3	0.1

CAREER STATS

SEASON	TEAM	GP-GS	MIN/AVG	Field Goals		3-Point		F-Throws		Rebounds				Scoring							
				FG-FGA	FG%	3FG-3FGA	3FG%	FT-FTA	FT%	OFF	DEF	TOT	AVG	PF	FO	A	TO	BLK	STL	PTS	AVG
2022-23	UA	7-0	18/2.6	2-6	.333	0-3	.000	1-2	.500	0	7	7	1.0	1	0	0	0	1	2	5	0.7
TOTAL		7-0	18/2.6	2-6	.333	0-3	.000	1-2	.500	0	7	7	1.0	1	0	0	1	2	5	0.7	

Single Game Highs

Statistic	Value
Points	2 vs Maine 12/19/22, vs Concord 12/30/22
Rebounds	3 vs Concord 12/30/22
Steals	1 at Bradley 12/22/22, vs Eastern Mich. 01/13/23
Blocks	1 vs NIU 01/03/23
FG Made	1 vs Maine 12/19/22, vs Concord 12/30/22
FG Attempts	2 vs Concord 12/30/22
3FG Attempts	1 vs Muskingum 12/04/22, vs Concord 12/30/22, vs Eastern Mich. 01/13/23
FT Made	1 vs Eastern Mich. 01/13/23



13 • XAVIER CASTANEDA • JR • G • CHICAGO, ILL.



SEASON STATS

Opponent	Date	GS	MIN	Total		3-Pointers		Free throws		Rebounds				PF	A	TO	BLK	STL	PTS	AVG
				FG-FGA	PCT	3FG-3FGA	PCT	FT-FTA	PCT	OFF	DEF	TOT	AVG							
South Dakota St.	11/07/2022	*	41:22	9-14	.643	8-12	.667	5-5	1.000	0	1	1	1.0	0	7	2	0	2	31	31.0
vs Mississippi St.	11/11/2022	*	35:18	5-14	.357	3-10	.300	7-10	.700	1	3	4	2.5	2	6	2	0	3	20	25.5
Morgan St.	11/15/2022	*	35:42	2-10	.200	2-8	.250	10-13	.769	0	6	6	3.7	2	2	2	0	2	16	22.3
vs Western Ky.	11/21/2022	*	36:39	6-12	.500	1-4	.250	3-3	1.000	0	4	4	3.8	3	3	2	0	0	16	20.8
vs LSU	11/22/2022	*	36:06	6-16	.375	4-9	.444	12-16	.750	1	5	6	4.2	0	4	3	0	1	28	22.2
at Nevada	11/23/2022	*	31:01	2-10	.200	2-9	.222	5-7	.714	0	3	3	4.0	2	1	1	0	0	11	20.3
at Marshall	11/30/2022	*	29:41	1-13	.077	1-9	.111	1-4	.250	1	4	5	4.1	2	3	1	0	0	4	18.0
Muskingum	12/04/2022	*	20:56	6-11	.545	5-8	.625	0-0	.000	0	5	5	4.3	0	0	1	1	0	17	17.9
Jackson St.	12/11/2022	*	30:19	5-8	.625	2-4	.500	11-13	.846	1	3	4	4.2	0	2	1	0	1	23	18.4
Wright St.	12/14/2022	*	34:12	5-10	.500	2-6	.333	7-8	.875	0	6	6	4.4	1	3	3	0	2	19	18.5
Maine	12/19/2022	*	28:37	11-15	.733	7-8	.875	4-4	1.000	1	3	4	4.4	0	3	3	0	2	33	19.8
at Bradley	12/22/2022	*	31:02	3-16	.188	3-8	.375	10-11	.909	2	4	6	4.5	0	2	3	0	0	19	19.8
Concord	12/30/2022	*	31:46	3-12	.250	3-9	.333	8-9	.889	1	4	5	4.5	0	3	0	0	1	17	19.5
at Bowling Green	01/10/2023	*	36:39	6-16	.375	3-8	.375	1-1	1.000	0	1	1	4.3	1	5	3	0	2	16	19.3
Eastern Mich.	01/13/2023	*	27:01	5-12	.417	2-9	.222	11-12	.917	1	5	6	4.4	0	5	1	0	0	23	19.5
at Central Mich.	01/17/2023	*	31:30	3-7	.429	1-4	.250	6-9	.667	0	4	4	4.4	3	5	2	0	1	13	19.1
at Western Mich.	01/21/2023	*	36:44	11-25	.440	4-16	.250	6-7	.857	2	5	7	4.5	4	1	1	0	3	32	19.9
Totals		17	554:36	89-221	.403	53-141	.376	107-132	.811	11	66	77	4.5	20	55	31	1	20	338	19.9

Player Averages

Games Played	Minutes/game	Points/game	FG Pct	3FG Pct	FT Pct	Rebounds/game	Assists/game	Turnovers/game	Assist/Turnover ratio	Steals/game	Blocks/game
17	32.6	19.9	40.3	37.6	81.1	4.5	3.2	1.8	1.8	1.2	0.1

CAREER STATS

SEASON	TEAM	GP-GS	MIN/AVG	Field Goals		3-Point		F-Throws		Rebounds				Scoring						
				FG-FGA	FG%	3FG-3FGA	3FG%	FT-FTA	FT%	OFF	DEF	TOT	AVG	PF-FO	A	TO	BLK	STL	PTS	AVG
2018-19	USF	38-3	710/18.7	47-141	.333	17-53	.321	53-76	.697	18	42	60	1.6	57-0	65	59	1	19	164	4.3
2019-20	USF	31-15	792/25.5	52-157	.331	25-80	.313	31-46	.674	6	64	70	2.3	53-0	54	53	2	31	160	5.2
2020-21	USF	20-5	475/23.8	54-150	.360	24-62	.387	37-42	.881	4	42	46	2.3	30-0	52	34	2	9	169	8.5
2021-22	UA	34-34	1089/32.0	140-344	.407	75-201	.373	107-130	.823	23	101	124	3.6	59-2	78	50	3	31	462	13.6
2022-23	UA	17-17	555/32.6	89-221	.403	53-141	.376	107-132	.811	11	66	77	4.5	20-0	55	31	1	20	338	19.9
TOTAL FOR UA		51-51	1643/32.2	229-565	.405	128-342	.374	214-262	.817	34	167	201	3.9	79-2	133	81	4	51	800	15.7
TOTAL		140-74	3621/25.9	382-1013	.377	194-537	.361	335-426	.786	62	315	377	2.7	219-2	304	227	9	110	1293	9.2

Single Game Highs

Statistic	Value
Points	33 vs Maine 12/19/22
Rebounds	7 4 times
Assists	7 vs South Dakota St. 11/07/22
Steals	5 vs Kent St. 03/12/22
Blocks	1 9 times
FG Made	11 vs Maine 12/19/22, at Western Mich. 01/21/23
FG Attempts	25 at Western Mich. 01/21/23
3FG Made	8 vs South Dakota St. 11/07/22
3FG Attempts	16 at Western Mich. 01/21/23
FT Made	12 vs LSU 11/22/22
FT Attempts	16 vs LSU 11/22/22



20 • EVAN WILSON • FR • G • NOBLESVILLE, IND.



SEASON STATS

Opponent	Date	GS	MIN	Total		3-Pointers		Free throws		Rebounds				Scoring							
				FG-FGA	PCT	3FG-3FGA	PCT	FT-FTA	PCT	OFF	DEF	TOT	AVG	PF	A	TO	BLK	STL	PTS	AVG	
vs Mississippi St.	11/11/2022		00:41	0-0	.000	0-0	.000	0-0	.000	0	0	0	0.0	0	0	0	0	0	0	0	0.0
Muskingum	12/04/2022		08:01	1-5	.200	1-4	.250	0-2	.000	0	0	0	0.0	2	0	1	0	1	3	1.5	
Maine	12/19/2022		03:23	0-0	.000	0-0	.000	0-0	.000	0	1	1	0.3	1	2	0	0	1	0	1.0	
at Bradley	12/22/2022		00:39	0-0	.000	0-0	.000	0-0	.000	0	0	0	0.3	0	0	0	0	0	0	0.8	
Concord	12/30/2022		04:09	1-1	1.000	1-1	1.000	0-0	.000	0	0	0	0.2	1	1	1	0	0	3	1.2	
NIU	01/03/2023		02:20	1-1	1.000	1-1	1.000	0-0	.000	0	0	0	0.2	0	0	0	0	0	3	1.5	
Eastern Mich.	01/13/2023		06:23	1-2	.500	1-2	.500	0-0	.000	0	0	0	0.1	0	0	0	0	0	3	1.7	
at Central Mich.	01/17/2023		01:25	0-1	.000	0-0	.000	0-0	.000	0	0	0	0.1	0	0	0	0	0	0	1.5	
Totals		0	27:01	4-10	.400	4-8	.500	0-2	.000	0	1	1	0.1	4	3	2	0	2	12	1.5	

Player Averages

Games Played	Minutes/game	Points/game	FG Pct	3FG Pct	FT Pct	Rebounds/game	Assists/game	Turnovers/game	Assist/Turnover ratio	Steals/game	Blocks/game
8	3.4	1.5	40.0	50.0	0.0	0.1	0.4	0.3	1.5	0.3	0.0

CAREER STATS

SEASON	TEAM	GP-GS	MIN/AVG	Field Goals		3-Point		F-Throws		Rebounds				Scoring						
				FG-FGA	FG%	3FG-3FGA	3FG%	FT-FTA	FT%	OFF	DEF	TOT	AVG	PF-FO	A	TO	BLK	STL	PTS	AVG
2021-22	UA	6-0	14/2.4	1-4	.250	0-3	.000	0-0	.000	0	0	0	0.0	1-0	2	0	0	1	2	0.3
2022-23	UA	8-0	27/3.4	4-10	.400	4-8	.500	0-2	.000	0	1	1	0.1	4-0	3	2	0	2	12	1.5
TOTAL		14-0	41/2.9	5-14	.357	4-11	.364	0-2	.000	0	1	1	0.1	5-0	5	2	0	3	14	1.0

Single Game Highs

Statistic	Value
Points	3 4 times
Rebounds	1 vs Maine 12/19/22
Assists	2 vs Maine 12/19/22
Steals	1 vs Wheeling 11/18/21, vs Muskingum 12/04/22, vs Maine 12/19/22
FG Made	1 5 times
FG Attempts	5 vs Muskingum 12/04/22
3FG Made	1 4 times
3FG Attempts	4 vs Muskingum 12/04/22
FT Attempts	2 vs Muskingum 12/04/22



22 · MIKAL DAWSON · JR · W · HUNTINGTON, W.VA.



SEASON STATS

Opponent	Date	GS	MIN	Total		3-Pointers		Free throws		Rebounds				PF	A	TO	BLK	STL	PTS	AVG	
				FG-FGA	PCT	3FG-3FGA	PCT	FT-FTA	PCT	OFF	DEF	TOT	AVG								
at Ohio St.	11/09/2021		10:03	1-5	.200	0-3	.000	0-1	.000	1	1	2	2.0	2	0	2	0	0	2	2.0	
Point Park	11/13/2021		20:24	4-8	.500	4-8	.500	0-0	.000	1	1	2	2.0	3	2	1	0	1	12	7.0	
Wheeling	11/18/2021		20:51	2-4	.500	1-3	.333	0-2	.000	1	2	3	2.3	1	1	2	0	1	5	6.3	
vs Fordham	11/22/2021		16:59	0-1	.000	0-0	.000	0-0	.000	1	1	2	2.3	2	2	0	0	2	0	4.8	
vs App State	11/23/2021		14:13	3-7	.429	2-6	.333	0-0	.000	0	3	3	2.4	2	0	0	0	1	8	5.4	
vs Evansville	11/24/2021		24:26	1-3	.333	1-2	.500	0-0	.000	2	2	4	2.7	2	1	1	0	1	3	5.0	
Marshall	12/01/2021		28:20	0-2	.000	0-1	.000	0-0	.000	3	1	4	2.9	2	1	0	0	0	0	4.3	
Southern U.	12/04/2021		22:49	2-6	.333	2-6	.333	1-2	.500	2	3	5	3.1	4	1	2	0	2	7	4.6	
Florida A&M	12/12/2021		10:18	0-2	.000	0-2	.000	0-0	.000	0	1	1	2.9	3	0	0	0	0	0	4.1	
at Wright St.	12/15/2021		28:14	1-5	.200	1-5	.200	0-0	.000	0	1	1	2.7	2	1	0	0	1	3	4.0	
Buffalo	01/01/2022		27:32	3-6	.500	3-6	.500	0-0	.000	1	3	4	2.8	0	0	0	0	1	9	4.5	
Ohio	01/04/2022		34:35	4-11	.364	4-9	.444	2-2	1.000	0	3	3	2.8	1	2	0	0	1	14	5.3	
Ball St.	01/11/2022		21:51	4-6	.667	2-4	.500	0-1	.000	2	2	4	2.9	4	0	2	1	0	10	5.6	
at Kent St.	01/14/2022		21:27	0-2	.000	0-2	.000	0-0	.000	0	0	0	2.7	2	0	1	0	0	0	5.2	
Western Mich.	01/18/2022		22:41	3-7	.429	3-6	.500	0-0	.000	1	2	3	2.7	2	1	1	0	1	9	5.5	
at Bowling Green	01/20/2022		26:11	1-4	.250	1-4	.250	0-0	.000	1	2	3	2.8	1	0	0	0	0	3	5.3	
Eastern Mich.	01/22/2022		17:39	0-2	.000	0-2	.000	0-0	.000	0	2	2	2.7	1	0	2	0	0	0	5.0	
at Central Mich.	01/25/2022		20:11	0-1	.000	0-1	.000	0-0	.000	2	1	3	2.7	1	1	0	0	0	0	4.7	
at Toledo	01/28/2022		27:42	4-9	.444	3-8	.375	3-3	1.000	3	4	7	2.9	2	0	1	0	0	14	5.2	
Miami (OH)	02/04/2022		26:16	0-4	.000	0-4	.000	2-2	1.000	2	3	5	3.1	1	1	0	0	0	2	5.1	
at Miami (OH)	02/06/2022		17:50	0-1	.000	0-1	.000	1-2	.500	1	0	1	3.0	2	2	0	0	2	1	4.9	
at NIU	02/08/2022		23:54	2-5	.400	2-4	.500	0-0	.000	1	2	3	3.0	2	1	1	0	0	6	4.9	
Kent St.	02/11/2022		19:52	1-3	.333	1-3	.333	1-2	.500	1	2	3	3.0	1	1	1	0	1	4	4.9	
at Western Mich.	02/15/2022		21:22	1-2	.500	1-2	.500	0-0	.000	0	3	3	3.0	1	1	2	0	0	3	4.8	
NIU	02/17/2022	*	22:10	2-5	.400	1-4	.250	2-2	1.000	0	0	0	2.8	3	0	1	0	3	7	4.9	
at Eastern Mich.	02/19/2022	*	23:32	1-4	.250	1-4	.250	0-0	.000	0	3	3	2.8	1	1	0	0	2	3	4.8	
Bowling Green	02/22/2022	*	27:28	4-7	.571	4-7	.571	5-6	.833	0	4	4	2.9	3	0	0	0	2	17	5.3	
at Ohio	02/25/2022	*	37:17	5-8	.625	1-4	.250	4-4	1.000	1	4	5	3.0	2	2	2	0	2	15	5.6	
at Ball St.	03/01/2022	*	34:12	4-9	.444	3-8	.375	0-0	.000	1	3	4	3.0	2	1	0	0	4	11	5.8	
Central Mich.	03/04/2022	*	32:27	1-5	.200	1-4	.250	2-4	.500	3	5	8	3.2	1	2	1	0	1	5	5.8	
vs Buffalo	03/10/2022	*	33:38	5-9	.556	3-4	.750	1-2	.500	2	2	4	3.2	1	1	1	0	1	14	6.0	
vs Toledo	03/11/2022	*	28:19	3-6	.500	3-6	.500	0-0	.000	0	5	5	3.3	3	0	0	1	0	9	6.1	
vs Kent St.	03/12/2022	*	28:38	1-2	.500	1-1	1.000	0-0	.000	2	3	5	3.3	0	1	0	0	3	3	6.0	
vs UCLA	03/17/2022	*	31:27	1-4	.250	0-2	.000	0-0	.000	3	2	5	3.4	1	1	1	0	1	2	5.9	
Totals			10	824:47	64-165	.388	49-136	.360	24-35	.686	38	76	114	3.4	61	28	25	2	34	201	5.9

CAREER STATS

SEASON	TEAM	GP-GS	MIN/AVG	Field Goals		3-Point		F-Throws		Rebounds				Scoring						
				FG-FGA	FG%	3FG-3FGA	3FG%	FT-FTA	FT%	OFF	DEF	TOT	AVG	PF-FO	A	TO	BLK	STL	PTS	AVG
2019-20	UA	17-0	75/4.4	2-12	.167	0-7	.000	2-4	.500	7	9	16	0.9	9-0	1	6	1	1	6	0.4
2020-21	UA	23-0	305/13.3	34-81	.420	20-62	.323	10-13	.769	19	31	50	2.2	25-0	14	9	0	10	98	4.3
2021-22	UA	34-10	825/24.3	64-165	.388	49-136	.360	24-35	.686	38	76	114	3.4	61-0	28	25	2	34	201	5.9
TOTAL		74-10	1205/16.3	100-258	.388	69-205	.337	36-52	.692	64	116	180	2.4	95-0	43	40	3	45	305	4.1

Single Game Highs

Statistic	Value	
Points	17	vs Bowling Green 02/22/22
Rebounds	8	vs Central Mich. 03/04/22
Assists	2	9 times
Steals	4	at Ball St. 03/01/22
Blocks	1	at Bowling Green 02/25/20, vs Ball St. 01/11/22, vs Toledo 03/11/22
FG Made	5	at Western Mich. 01/23/21, at Ohio 02/25/22, vs Buffalo 03/10/22
FG Attempts	11	vs Ohio 01/04/22
3FG Made	4	vs Point Park 11/13/21, vs Ohio 01/04/22, vs Bowling Green 02/22/22
3FG Attempts	9	vs Cedarville 12/12/20, vs Ohio 01/04/22
FT Made	5	vs Bowling Green 02/22/22
FT Attempts	6	vs Bowling Green 02/22/22



25 • ENRIQUE FREEMAN • JR • F • CLEVELAND, OHIO



SEASON STATS

Opponent	Date	GS	MIN	Total		3-Pointers		Free throws		Rebounds				PF	A	TO	BLK	STL	PTS	AVG	
				FG-FGA	PCT	3FG-3FGA	PCT	FT-FTA	PCT	OFF	DEF	TOT	AVG								
South Dakota St.	11/07/2022	*	34:07	10-15	.667	0-0	.000	3-4	.750	5	9	14	14.0	4	6	3	1	0	23	23.0	
vs Mississippi St.	11/11/2022	*	27:33	3-5	.600	0-0	.000	3-4	.750	1	2	3	8.5	3	0	2	0	2	9	16.0	
Morgan St.	11/15/2022	*	34:30	7-13	.538	0-0	.000	3-6	.500	7	6	13	10.0	2	2	3	3	1	17	16.3	
vs Western Ky.	11/21/2022	*	35:18	7-8	.875	0-1	.000	4-8	.500	3	8	11	10.3	2	3	2	0	0	18	16.8	
vs LSU	11/22/2022	*	33:60	1-6	.167	0-0	.000	1-4	.250	5	5	10	10.2	1	2	1	1	0	3	14.0	
vs Nevada	11/23/2022	*	35:27	4-11	.364	0-0	.000	1-3	.333	2	7	9	10.0	3	2	2	1	0	9	13.2	
at Marshall	11/30/2022	*	28:17	4-12	.333	0-0	.000	2-4	.500	4	10	14	10.6	4	2	2	0	1	10	12.7	
Muskingum	12/04/2022	*	22:46	3-3	1.000	0-0	.000	2-4	.500	1	3	4	9.8	0	2	2	1	2	8	12.1	
Jackson St.	12/11/2022	*	33:48	7-7	1.000	0-0	.000	3-4	.750	1	8	9	9.7	0	5	0	3	1	17	12.7	
Wright St.	12/14/2022	*	24:04	4-9	.444	0-0	.000	0-0	.000	5	10	15	10.2	4	2	3	0	0	8	12.2	
Maine	12/19/2022	*	24:17	7-12	.583	0-0	.000	0-0	.000	2	6	8	10.0	0	2	3	1	0	14	12.4	
at Bradley	12/22/2022	*	31:02	5-12	.417	0-0	.000	1-3	.333	5	5	10	10.0	1	0	4	0	2	11	12.3	
Concord	12/30/2022	*	24:11	7-8	.875	0-0	.000	4-10	.400	3	7	10	10.0	3	2	2	2	0	18	12.7	
NIU	01/03/2023	*	30:32	10-18	.556	0-0	.000	7-10	.700	4	11	15	10.4	1	2	3	0	3	27	13.7	
at Ball St.	01/06/2023	*	33:44	9-13	.692	0-0	.000	5-6	.833	5	9	14	10.6	4	1	4	2	2	23	14.3	
at Bowling Green	01/10/2023	*	33:17	6-11	.545	0-1	.000	9-10	.900	3	13	16	10.9	2	1	1	1	0	21	14.8	
Eastern Mich.	01/13/2023	*	20:34	5-7	.714	0-0	.000	10-11	.909	3	6	9	10.8	2	1	2	1	0	20	15.1	
at Central Mich.	01/17/2023	*	22:52	2-4	.500	0-0	.000	4-6	.667	2	7	9	10.7	5	0	2	1	1	8	14.7	
at Western Mich.	01/21/2023	*	36:00	3-7	.429	0-0	.000	0-0	.000	4	7	11	10.7	2	2	0	3	1	6	14.2	
Totals			19	566:18	104-181	.575	0-2	.000	62-97	.639	65	139	204	10.7	43	37	41	21	16	270	14.2

Player Averages

Games Played	Minutes/game	Points/game	FG Pct	3FG Pct	FT Pct	Rebounds/game	Assists/game	Turnovers/game	Assist/Turnover ratio	Steals/game	Blocks/game
19	29.8	14.2	57.5	0.0	63.9	10.7	1.9	2.2	0.9	0.8	1.1

CAREER STATS

SEASON	TEAM	GP-GS	MIN/AVG	Field Goals		3-Point		F-Throws		Rebounds				Scoring						
				FG-FGA	FG%	3FG-3FGA	3FG%	FT-FTA	FT%	OFF	DEF	TOT	AVG	PF-FO	A	TO	BLK	STL	PTS	AVG
2019-20	UA	7-0	13/1.9	1-1	1.000	0-0	.000	3-4	.750	1	3	4	0.6	1-0	0	0	1	0	5	0.7
2020-21	UA	23-20	517/22.5	77-104	.740	0-0	.000	27-41	.659	65	146	211	9.2	58-0	7	34	44	12	181	7.9
2021-22	UA	34-34	981/28.8	175-263	.665	0-3	.000	100-154	.649	111	256	367	10.8	100-4	46	64	41	16	450	13.2
2022-23	UA	19-19	566/29.8	104-181	.575	0-2	.000	62-97	.639	65	139	204	10.7	43-1	37	41	21	16	270	14.2
TOTAL		83-73	2077/25.0	357-549	.650	0-5	.000	192-296	.649	242	544	786	9.5	202-5	90	139	107	44	906	10.9

Single Game Highs

Statistic	Value	
Points	27	vs NIU 01/03/23
Rebounds	21	vs Malone 12/19/20
Assists	6	vs South Dakota St. 11/07/22
Steals	3	vs NIU 01/03/23
Blocks	5	at Central Mich. 01/25/22, at Western Mich. 02/15/22
FG Made	11	vs Malone 12/19/20
FG Attempts	18	vs NIU 01/03/23
3FG Attempts	1	5 times
FT Made	10	vs Eastern Mich. 01/13/23
FT Attempts	12	vs Marshall 12/01/21



34 • NATE JOHNSON • FR • F • LIBERTY TWP, OHIO



SEASON STATS

Opponent	Date	GS	MIN	Total		3-Pointers		Free throws		Rebounds				PF	A	TO	BLK	STL	PTS	AVG
				FG-FGA	PCT	3FG-3FGA	PCT	FT-FTA	PCT	OFF	DEF	TOT	AVG							
South Dakota St.	11/07/2022		25:09	3-4	.750	1-2	.500	0-0	.000	0	2	2	2.0	2	1	0	1	1	7	7.0
vs Mississippi St.	11/11/2022		18:51	0-2	.000	0-2	.000	0-0	.000	0	1	1	1.5	1	0	0	0	0	0	3.5
Morgan St.	11/15/2022		21:20	4-6	.667	2-2	1.000	1-2	.500	1	1	2	1.7	2	1	1	0	2	11	6.0
vs Western Ky.	11/21/2022		29:08	3-3	1.000	3-3	1.000	0-0	.000	2	3	5	2.5	2	1	2	0	1	9	6.8
vs LSU	11/22/2022		20:20	0-2	.000	0-0	.000	0-0	.000	5	2	7	3.4	0	0	2	0	0	0	5.4
vs Nevada	11/23/2022		19:18	1-3	.333	0-1	.000	0-0	.000	0	3	3	3.3	4	0	1	0	2	2	4.8
at Marshall	11/30/2022	*	23:59	0-4	.000	0-1	.000	0-0	.000	2	3	5	3.6	1	0	2	0	0	0	4.1
Muskingum	12/04/2022		13:28	4-6	.667	1-2	.500	0-0	.000	1	2	3	3.5	2	0	1	0	0	9	4.8
Jackson St.	12/11/2022		11:27	0-3	.000	0-2	.000	0-0	.000	0	1	1	3.2	0	1	1	0	1	0	4.2
Wright St.	12/14/2022		12:38	0-1	.000	0-0	.000	0-0	.000	0	3	3	3.2	0	1	2	0	1	0	3.8
Maine	12/19/2022		17:36	0-1	.000	0-0	.000	1-2	.500	1	0	1	3.0	2	1	0	0	1	1	3.5
at Bradley	12/22/2022		15:26	0-2	.000	0-1	.000	0-0	.000	0	3	3	3.0	0	0	2	0	0	0	3.3
Concord	12/30/2022		15:48	4-6	.667	1-2	.500	0-0	.000	0	1	1	2.8	1	0	1	0	4	9	3.7
NIU	01/03/2023		29:53	3-6	.500	1-2	.500	1-2	.500	1	1	2	2.8	1	0	0	0	0	8	4.0
at Ball St.	01/06/2023		17:21	2-3	.667	0-0	.000	2-2	1.000	0	1	1	2.7	5	1	1	0	0	6	4.1
at Bowling Green	01/10/2023		15:16	0-1	.000	0-0	.000	2-2	1.000	1	3	4	2.8	4	1	0	0	0	2	4.0
Eastern Mich.	01/13/2023		13:50	2-4	.500	0-2	.000	0-0	.000	1	4	5	2.9	2	2	0	0	0	4	4.0
at Central Mich.	01/17/2023		21:28	2-5	.400	1-4	.250	0-0	.000	1	2	3	2.9	0	1	2	0	3	5	4.1
at Western Mich.	01/21/2023		11:01	1-2	.500	1-1	1.000	0-0	.000	0	0	0	2.7	1	0	0	0	0	3	4.0
Totals		1	353:16	29-64	.453	11-27	.407	7-10	.700	16	36	52	2.7	30	11	18	1	16	76	4.0

Player Averages

Games Played	Minutes/game	Points/game	FG Pct	3FG Pct	FT Pct	Rebounds/game	Assists/game	Turnovers/game	Assist/Turnover ratio	Steals/game	Blocks/game
19	18.6	4.0	45.3	40.7	70.0	2.7	0.6	0.9	0.6	0.8	0.1

CAREER STATS

		Field Goals		3-Point		F-Throws		Rebounds				Scoring								
SEASON	TEAM	GP-GS	MIN/AVG	FG-FGA	FG%	3FG-3FGA	3FG%	FT-FTA	FT%	OFF	DEF	TOT	AVG	PF-FO	A	TO	BLK	STL	PTS	AVG
2022-23	UA	19-1	353/18.6	29-64	.453	11-27	.407	7-10	.700	16	36	52	2.7	30-1	11	18	1	16	76	4.0
TOTAL		19-1	353/18.6	29-64	.453	11-27	.407	7-10	.700	16	36	52	2.7	30-1	11	18	1	16	76	4.0

Single Game Highs

Statistic	Value	
Points	11	vs Morgan St. 11/15/22
Rebounds	7	vs LSU 11/22/22
Assists	2	vs Eastern Mich. 01/13/23
Steals	4	vs Concord 12/30/22
Blocks	1	vs South Dakota St. 11/07/22
FG Made	4	vs Morgan St. 11/15/22, vs Muskingum 12/04/22, vs Concord 12/30/22
FG Attempts	6	4 times
3FG Made	3	vs Western Ky. 11/21/22
3FG Attempts	4	at Central Mich. 01/17/23
FT Made	2	at Ball St. 01/06/23, at Bowling Green 01/10/23
FT Attempts	2	5 times



JOHN GROCE

Head Coach

Sixth Season at Akron

15th Season Overall

Taylor '94

Groce became the Akron Zips 22nd head coach on April 6, 2017. He completed his fifth season at Akron with a 94-59 overall record, including a 63-25 mark over the last three seasons.

In Mid-American Conference play, the Zips are 54-38 under Groce and 40-16 over the last three years, owning the best winning percentage (.714) in the league.

Groce has a long track record of building championship caliber teams and

all-around successful young men. The program's mission "to be impactful", and the vision "OneAkron", resonates with everyone involved in the program as he is notorious for saying "It takes a village."

In 2022, The University of Akron basketball program claimed the 2022 MAC Men's Basketball Tournament Championship and advanced to the 2022 NCAA Tournament for the fifth time in program history. Akron entered NCAA Tournament as a No. 13 seed and played against the No. 4 seed UCLA Bruins in the First Round of the East Region at the Moda Center in Portland, Oregon on March 17, 2022. The Zips fell 57-53. Akron won eight consecutive games entering the NCAA Tournament, including the last five regular season games and the three MAC Tournament games. The Zips finished the season with a 24-10 overall record and 14-6 record in league play.

In 2020, the Zips matched the best regular season record in program history at 24-7. Groce led the Zips to five consecutive Mid-American Conference Tournaments, earning the No. 4 seed and defeating fifth-seeded Buffalo (70-68) in the quarterfinal round, top-seeded Toledo (70-62) in the semifinal round and second-seeded Kent State (75-55) in the finals. Akron earned No. 1 seed in 2020 - the 2020 MAC Tournament was canceled due to the COVID-19 pandemic.

During his 27-year coaching career, he has helped coach teams to 19 postseason appearances in 24 opportunities, including six regular season conference championships, eight conference tournament championships, a National Runner-up, an Elite 8, an NCAA Sweet 16 and seven Round of 32 appearances. Over 27 years his teams have not only shown consistent success on the court but have demonstrated sustained excellence in the classroom as well.

Prior to joining the Zips, Groce was head men's basketball coach at the University of Illinois for five seasons. During his tenure at Illinois, he led the Illini to an average of 19 wins per season along with postseason appearances in four of his five years in Champaign, owning a 95-75 record.

He arrived at Illinois after four seasons as head coach at Ohio University, where he led the Bobcats to an 85-56 overall record as well as Mid-American Conference Tournament titles and NCAA Tournament appearances in 2010 and 2012. Groce pursued building a championship program in all phases. There were signature wins on the court, player development improvements, recruiting success, and achievement in the classroom as well.

Ohio was the story of the 2012 Tournament, advancing to the Sweet 16 as a No. 13 seed with victories over No. 4 seed Michigan followed by No. 12 seed South Florida. The Bobcats made a strong push for the Elite Eight before falling to No. 1 seed North Carolina in overtime in the regional semifinal. It marked just the second time in Ohio's school history and first since 1964 that the Bobcats won multiple games in the NCAA Tournament. Ohio finished the 2012 season with a school-record 29 wins and was known for its pressure defense, ranking second nationally in turnover percentage and third in steals percentage.

Ohio also made noise in the 2010 postseason. Playing in the school's first NCAA Tournament game in five seasons, the Bobcats received a No. 14 seed and defeated No. 3 seed Georgetown. With the 2010 and 2012 NCAA performances, Ohio became just the sixth school ever to win Tournament games as both a 13 and 14 seed.

Groce earned his first head-coaching job at Ohio following four seasons on Thad Matta's staff at Ohio State from 2005-08, the first two as assistant coach and last two as associate head coach. During Groce's time in Columbus the Buckeyes amassed a record of 105-35, advanced to the NCAA Championship game in 2007 and second round in 2006, claimed back-to-back outright Big Ten Championships in 2006 and 2007 and won the NIT in 2008.

Groce played a key role in recruiting many of the top players at Ohio State and was named Rivals' 2006 National Recruiter of the Year.

Groce earned a bachelor's degree in mathematics from Taylor in 1994. He and his wife, Allison, have two sons, Conner and Camden, and a daughter, Cate.

THE JOHN GROCE FILE

COACHING EXPERIENCE

2018-present	Akron	Head Coach
2013-17	Illinois	Head Coach
2009-12	Ohio	Head Coach
2007-08	Ohio State	Associate Head Coach
2005-06	Ohio State	Assistant Coach
2002-04	Xavier	Assistant Coach
2001	Butler	Assistant Coach
1997-00	N.C. State	Assistant Coach
1994-96	Taylor	Assistant Coach

YEAR-BY-YEAR COACHING RECORD

Year	Team	Overall	Conference	Finish/Postseason
2008-09	Ohio	15-17 (.468)	7-9 (.438)	6th East
2009-10	Ohio	22-15 (.595)	7-9 (.438)	5th East, NCAA Second Round
2010-11	Ohio	19-16 (.543)	9-7 (.563)	3rd East, CIT Quarterfinals
2011-12	Ohio	29-8 (.784)	11-5 (.688)	3rd East, NCAA Sweet 16
Ohio Totals (4 seasons)		85-56 (.603)	34-30 (.531)	
2012-13	Illinois	23-13 (.639)	8-10 (.444)	T7th, NCAA Third Round
2013-14	Illinois	20-15 (.571)	7-11 (.389)	T8th, NIT Second Round
2014-15	Illinois	19-14 (.576)	9-9 (.500)	T7th, NIT First Round
2015-16	Illinois	15-19 (.441)	5-13 (.278)	12th
2016-17	Illinois	18-14 (.563)	8-10 (.444)	9th
Illinois (5 seasons)		97-76 (.561)	37-53 (.411)	
2017-18	Akron	14-18 (.438)	6-12 (.333)	6th East
2018-19	Akron	17-16 (.515)	8-10 (.444)	4th East
2019-20	Akron	24-7 (.770)	14-4 (.760)	1st, MAC Champions
2020-21	Akron	15-8 (.667)	12-6 (.667)	3rd in MAC
2021-22	Akron	24-10 (.714)	14-6 (.727)	t-3rd, NCAA First Round
2022-23	Akron	14-6 (.667)	6-1 (.800)	
Akron (5 seasons)		108-65 (.619)	60-39 (.597)	
Career Totals (12 seasons)		229-197 (.593)	131-122 (.513)	

BIRTHDATE: Sept. 7, 1971 **EDUCATION:** Taylor University, B.S. in mathematics, 1994
HOMETOWN: Danville, Ind. **PLAYING CAREER:** 1991-93 Basketball (Taylor)
FAMILY: Wife- Allison, Children- Conner, Camden, and Cate



Groce ALL-Time Record vs Opponents

THE NUMBERS ON AKRON HOOPS...

4 Akron has won three MAC tournament titles to represent the league in the NCAA Tournament.

17 The number of times the Zips have finished in the top-three in the MAC East since divisional play began during the 1997-98 season.

19 Only 10 teams had at least 19 wins every season since the start of the 2004-05 campaign, including the Zips.

21 Akron was one of just four programs in all of Division I basketball to post at least 21 wins in 12 straight-seasons.

87 Akron has posted 87 winning seasons in 121 years of basketball.

86.6 The Zips have a home winning percentage of 86.6 since the start of the 2004-05 campaign (251-38).

135 The number of wins in league play the Zips have posted since the start of the 2012 MAC schedule 135-68, .696).

215 Akron has posted 215 wins in conference play since the 2004-05 season (215-104). The Zips' 215 wins are the most in the league during that stretch.

251 Akron has posted 251 home wins since the 2004-05 campaign (251-38, .866).

426 The number of wins the Zips have posted since the start of the 2004-05 season, the most victories in the MAC.

709 The number of consecutive games that Akron has made at least one 3-point basket.

1,687 The Zips have won 1,687 games in their 122 seasons of basketball. Akron was the 56th Division I program to post 1,500 all-time wins.

Opponent	UA W-L	TOT W-L			
Akron	0-0	6-4	Minnesota	0-0	6-3
Alabama	0-0	0-1	Mississippi State	0-1	0-1
Alabama State	1-0	2-0	Mississippi Valley State	1-0	1-0
American	0-0	1-0	Missouri	0-0	4-1
Appalachian State	1-1	1-1	Morgan State	1-0	2-0
Arkansas State	0-0	1-0	Muskingum	0-0	0-0
Auburn	0-0	2-0	Nebraska	0-0	5-3
Austin Peay	0-0	2-1	Nevada	0-2	0-2
BYU	0-0	1-0	Norfolk State	0-0	2-0
Ball State	5-4	8-7	North Carolina	0-0	0-1
Baylor	0-0	1-0	North Carolina Central	1-0	1-0
Boston U.	0-0	1-0	North Carolina A&T	0-0	2-0
Bowling Green	9-3	12-9	North Carolina State	0-0	1-0
Bradley	0-1	1-1	North Dakota State	0-0	1-0
Brown	0-0	1-0	North Florida	0-0	0-1
Bucknell	0-0	1-0	Northern Illinois	5-3	9-3
Buffalo	3-8	8-12	Northern Iowa	0-0	1-0
Butler	0-0	1-0	Northern Kentucky	0-0	1-0
Carnegie Mellon	1-0	1-0	Northwestern	0-0	5-3
Cedarville	2-0	2-0	Notre Dame	0-0	0-1
Central Michigan	7-1	10-3	Oakland	0-0	1-1
Chaminade	0-0	1-0	Ohio	6-4	6-4
Chattanooga	1-0	1-1	Ohio Valley	0-0	1-0
Chicago State	1-0	3-0	Ohio State	0-1	2-7
Clemson	0-1	0-2	Oregon	0-0	0-2
Cleveland State	1-0	1-0	Penn State	0-0	4-3
Colgate	0-0	1-0	Pittsburgh	0-0	0-1
Colorado	0-0	1-0	Point Park	1-0	1-0
Concord	3-0	3-0	Portland	0-0	1-0
Coppin State	0-0	1-0	Princeton	0-1	0-1
Dartmouth	0-0	1-0	Providence	0-0	0-1
Davidson	0-1	0-1	Purdue	0-0	3-5
Dayton	0-1	0-1	Robert Morris	0-0	0-3
Delaware	0-0	2-1	Rutgers	0-0	3-1
Detroit Mercy	1-0	2-0	St. Bonaventure	1-1	1-2
Eastern Kentucky	0-0	2-1	St. Francis (N.Y.)	0-0	2-0
Eastern Michigan	8-3	10-5	St. Francis (Pa.)	0-0	1-0
East Tennessee State	0-0	0-1	Santa Clara	0-0	1-0
Elon	0-0	1-0	South Carolina Upstate	1-0	1-0
Evansville	1-0	1-0	South Dakota	0-0	1-0
Fordham	0-1	0-1	South Dakota State	1-0	1-0
Florida State	0-0	0-1	South Florida	0-0	1-0
Florida A&M	1-0	1-0	Southeast Missouri	0-0	1-0
Gardner-Webb	0-0	1-0	Southern	2-0	2-0
George Mason	0-0	0-1	Temple	0-0	0-1
Georgetown	0-0	1-0	Tennessee	0-0	0-1
Georgia Southern	0-0	1-0	Tennessee-Martin	1-0	2-0
Georgia Tech	0-0	1-1	Tennessee State	1-0	1-0
Gonzaga	0-0	1-0	Texas A&M-Corpus Christi	0-0	1-0
Hampton	0-0	1-0	Toledo	1-6	6-7
Hawaii	0-0	1-0	Towson	0-0	0-0
Holy Cross	0-0	1-0	Tulane	1-0	1-0
Illinois State	0-1	2-1	Tulsa	0-0	1-1
Indiana	0-0	3-6	UAB	0-0	1-0
Indiana State	0-0	2-0	UIC	0-0	2-0
Iowa	0-0	4-4	UNC Asheville	0-0	1-0
Iowa State	0-0	0-1	UNLV	0-0	1-0
IPFW	1-1	2-1	USC	0-1	1-1
IUPUI	0-0	2-1	VCU	0-0	1-0
Jacksonville State	1-0	2-0	Valparaiso	0-0	2-0
Kansas	0-0	0-1	Villanova	0-0	0-1
Kennesaw State	0-0	2-0	West Virginia	0-1	0-2
Kent State	6-5	10-10	Western Carolina	0-0	2-0
Lamar	0-0	2-1	Western Kentucky	1-0	1-0
Louisville	0-1	0-3	Western Michigan	6-2	9-4
Liberty	0-1	0-1	Wheeling	1-0	1-0
LSU	0-1	0-1	William & Mary	0-0	1-0
Maine	1-0	1-0	Winthrop	0-0	1-1
Malone	3-0	3-0	Wisconsin	0-0	0-8
Marietta	0-0	1-0	Wright State	2-0	4-0
Massachusetts	1-0	1-0	Xavier	0-0	0-1
Marshall	2-2	4-5	Yale	0-0	1-0
Maryland	0-0	1-3	Youngstown State	1-0	1-0
McKendree	0-0	1-0	TOTAL	108-65	290-197
Merrimack	1-0	1-0			
Miami (Fla.)	0-0	0-2			
Miami (Ohio)	8-3	14-6			
Michigan	0-0	3-9			
Michigan State	0-0	3-4			
Middle Tennessee	0-0	1-0			



LAST TIME AKRON...

Scored 50+ points in a half: 7x Most: vs Point Park (50), 11/13/21 (2nd)
Scored 55+ points in a half: vs. Detroit (58), 12/18/13 (2nd)
Scored 60+ points in a half: vs. Denison (70), 12/7/05 (1st)
Scored 90+ Points: vs. Youngstown State (98), 11/10/18
Scored 90+ Points (MAC): Buffalo (91) 1/28/17
Scored 100+ Points: vs. Point Park (102), 11/13/21
Scored 100+ Points (MAC): at Northern Illinois (101, 2ot), 1/29/03
Scored 110+ Points: vs. Ball State (106, 2ot), 1/27/18
Scored 110+ Points (MAC): vs. Ball State (111, 2ot), 1/27/18
Scored 120+ Points: vs. Denison (123), 12/7/05
Scored 50 points or less: at Gonzaga (43), 12/10/16
Scored 50 points or less (MAC): vs. Ohio (50), 2/22/14
Scored 100 points in consecutive games: vs. Ball State (105, ot), 1/4/03; at Ohio (104, 4ot), 1/8/03
Scored 100 points in 3+ consecutive games: vs. Central Connecticut (100), 12/3/67; vs. Marietta (100), 12/10/67; at Heidelberg (102), 12/13/67
Won a game by 20+ points: vs. Radford (47, 88-41), 11/17/16
Won a game by 30+ points: vs. Chicago State (41, 87-46), 11/16/18
Won by one point: at Buffalo (91-90), 1/28/17
Lost by one point: at Northern Illinois (80-79), 2/13/16
Consecutive games decided by one point: at Bowling Green (W, 69-68), 1/31/15; at Ohio (L, 83-82), 2/4/15
Made 35+ field goals: vs. Point Park (36), 11/13/21
Made 40+ field goals: vs. Denison (46), 12/7/05
Made 45+ field goals: vs. Denison (46), 12/7/05
Made 50+ field goals: vs. Hiram (57), 2/25/61
Shot over 50% from the field: vs. Point Park (.500, 36-72), 11/13/21
Shot over 60% from the field: at IPFW (.643, 36-56), 3/19/14
Shot over 65% from the field: at Kent State (.660, 33-55), 1/24/98
Shot under 30% from the field: at North Dakota State (.298, 17-57), 12/16/14
Made 10+ 3-pointers: vs. Point Park (13) 11/13/21
Made 15+ 3-pointers (4x Last): at Eastern Michigan (18) 2/10/17
Made 20+ 3-pointers: vs. BGSU (20) 3/1/16
Made 0 3-pointers: vs. Purdue, 12/7/00
Shot over 50% from 3-point (10 att): vs. Buffalo (.591, 13-22), 2/24/17
Shot over 60% from 3-point (10 att): at Ohio (.600, 9-15), 1/12/14
Shot over 70% from 3-point (10 att): vs. Ohio (.750, 9-12), 3/10/12
Shot over 75% from 3-point (8 att): vs. Northern Ill. (.778, 7-9), 2/19/90
Made 20+ free throws: vs. Buffalo (20), 2/24/17
Made 25+ free throws: vs. Buffalo (26), 1/28/17
Made 30+ free throws: vs. Youngstown State (35), 12/21/07
Made 35+ free throws: vs. Youngstown State (35), 12/21/07
Made 40+ free throws: vs. Ball State (.905, 19-of-21), 1/27/18
Shot 100% from foul line (min. 10 att.): vs. Bowling Green (10-10), 2/21/17
Had 15+ steals: vs. Bluffton (17), 12/20/14
Had 20+ steals: vs. Tiffin (20), 11/19/06
Had 20+ assists: at Ohio (21), 2/27/13
Had 25+ assists: vs. North Carolina Central (26), 12/8/07
Had 30+ assists: vs. Denison (31), 12/7/05
Had 50+ rebounds: vs. Arkansas-Pine Bluff (50), 12/18/12
Had 60+ rebounds: vs. Coppin State (61), 1/2/13
Won rebounds by +20: vs. Coppin State (29, 61-32), 1/2/13
Lost rebounds by +20: vs. Canisius (20, 27-47), 11/15/08
Had 10+ blocked shots: at Buffalo (10), 2/16/16
Had 15+ blocked shots: vs. Kent State (15), 3/12/11
Had 5 or fewer turnovers: vs. Youngstown State (5), 11/10/18
Had 10 or fewer turnovers: at Western Michigan (8), 1/24/17
Had 20+ turnovers: vs. Miami (Ohio) (20), 2/21/15
Had 25+ turnovers: vs. Arkansas-Pine Bluff (25), 12/18/12
Won in overtime: at Ohio (83-80, 2OT), 1/12/14
Lost in overtime: vs. Ohio State (NIT: 72-63), 3/15/16
Played in two overtimes: vs. Ball State (L, 111-106, 2ot), 1/27/18
Played in three overtimes: vs. Xavier (L, 113-111), 12/21/96
Played in four overtimes: at Ohio (L, 112-104), 1/8/02
Played in five overtimes: at Eastern Kentucky (W, 88-86), 1/26/84
Played consecutive overtime games: vs. Ball State (W, 105-104, ot), 1/4/03; at Ohio (L, 112-104, 4ot), 1/8/03
Overcame a 10+ point deficit to win: Trailed 38-27 vs. CMU, won 89-85, 11/10/17
Overcame a 15+ point deficit to win: Trailed 52-37 at NIU, won 76-73, 1/31/17
Overcame a 20+ point deficit to win: Trailed 32-12 vs. Buffalo, won 68-64, 1/26/13

LAST TIME AN OPPONENT...

Scored 50+ points in a half: vs. Davidson (52), 12/25/17 (2nd)
Scored 55+ points in a half: vs. USC (55), 12/22/17 (2nd)
Scored 60+ points in a half: at Louisville (65), 12/10/05 (2nd)
Scored 90+ Points: Davidson (90), 12/25/17
Scored 90+ Points (MAC): Buffalo (90), 1/28/17
Scored 100+ Points: at Louisville (111), 12/10/05
Scored 100+ Points (MAC): at Northern Illinois (100, 2ot), 1/29/03
Scored 110+ Points: at Louisville (111), 12/10/05
Scored 110+ Points (MAC): vs. Ball State (111, 2ot), 1/27/18
Scored 120+ Points: at Eastern Kentucky (122), 1/19/80
Scored 50 points or less: vs. Radford (41), 1/28/17
Scored 50 points or less (MAC): vs. Miami (46), 1/23/16
Scored 100 points in consecutive games: vs. Ball State (104, ot), 1/4/03; at Ohio (112, 4ot), 1/8/03
Scored 100 points in consecutive games (MAC): vs. Ball State (104, ot), 1/4/03; at Ohio (112, 4ot), 1/8/03
Scored 100 points in 3+ consecutive games: Never
Won a game by 20+ points: vs. USC (31, 84-53), 12/21/17
Won a game by 30+ points: at South Carolina (32, 78-45), 12/28/13
Made 35+ field goals: at Buffalo (38), 2/19/14
Made 40+ field goals: at Louisville (40), 12/10/05
Made 45+ field goals: at Marshall (47), 12/21/51
Made 50+ field goals: Never
Shot over 50% from the field: vs. Davidson (.532, 33-62), 12/25/17
Shot over 60% from the field: at IPFW (.600, 33-55), 3/19/14
Shot over 65% from the field: vs. Ohio (.652, 30-46), 2/12/94
Shot under 30% from the field: vs. Western Michigan (.259, 14-54), 3/11/15
Made 10+ 3-pointers: Davidson (13), 12/25/17
Made 15+ 3-pointers 2x Most: vs. Marshall (12), 12/17/16
Made 0 3-pointers: at Valparaiso, 11/18/11
Shot over 50% from 3-point (10 att): vs. Eastern Michigan (.529, 9-17), 1/19/16
Shot over 60% from 3-point (10 att): at Ohio (.611, 11-18), 2/4/15
Shot over 70% from 3-point (10 att): vs. Toledo (.786, 11-14), 1/20/93
Shot over 75% from 3-point (10 att): at Toledo (.818, 9-11), 1/9/15
Made 20+ free throws: vs. USC (20), 12/25/17
Made 25+ free throws: at Kent State (25), 3/6/15
Made 30+ free throws: at Saint Mary's (32), 11/12/13
Made 35+ free throws: vs. Toledo (36, ot), 3/10/09
Made 40+ free throws: Never
Shot 90% from foul line: vs. Ohio (.900, 18-20), 2/27/15
Shot 100% from foul line (min. 10 att.): at Florida State (10-10), 3/18/08
Had 15+ steals: vs. Arkansas-Pine Bluff (18), 12/18/12
Had 20+ steals: Never
Had 20+ assists: at IPFW (20), 3/19/14
Had 25+ assists: at Northwestern (25), 3/13/12
Had 30+ assists: at Louisville (31), 12/10/05
Had 50+ rebounds: vs. Western Michigan (51), 3/11/11; (50), 1/8/16)
Had 10+ blocked shots: vs. VCU (10), 2/23/08
Had 15+ blocked shots: Never
Had 5 or fewer turnovers: vs. Miami (Ohio) (5), 3/10/07
Had 10 or fewer turnovers 3x Least: vs. UMES (8), 12/22/16
Had 20+ turnovers: vs. Radford (22), 2/14/15
Had 30+ turnovers: vs. Canisius (30), 11/15/08
Overcame a 10+ point deficit to win: YSU trailed 41-30 and won 90-82, 11/12/16
Overcame a 15+ point deficit to win: Western Michigan trailed 37-19 and won 64-60 in overtime, 3/14/14



LAST TIME AN AKRON PLAYER...

SCORING

Scored 20+ Points: Xavier Castaneda (23), vs. Eastern Michigan 1/13/23
Scored 25+ Points: Enrique Freeman (27), vs. Northern Illinois 1/3/23
Scored 30+ Points: Xavier Castaneda (31), vs. South Dakota State, 11/7/22
Scored 35+ Points: Romeo Travis (37), vs. Bowling Green, 2/24/07
Scored 40+ Points: Derrick Tarver (44), vs. Wright State, 12/30/03
Scored 45+ Points: Jimond Ivey (48), vs. Ball State, 1/27/18
Scored 50+ Points: Never
Two players had 20+ points: Xavier Castaneda (43) and Enrique Freeman (22) vs Eastern Michigan, 1/13/23
Three players had 20+ points: Nikola Cvetinovic (27); Brett McClanahan (22); Zeke Marshall (22), vs. Youngstown State, 11/20/10
Two players had 25+ points: Kwan Cheatham (31); Isaiah Johnson (27), UB, 1/28/17
Two players had 30+ points: Rashon Brown (31); David Falknor (30), vs. Western Michigan, 3/4/02
Scored 20+ points, half: Derrick Tarver (27), vs. Wright State, 12/30/03 (1st)
Scored 20+ points in five-straight games: Derrick Tarver (6), 1/10/04-1/28/04
Scored 20+ points in 10+ straight games: Joe Jakubick (17), 1/9/84-3/3/84
Scored in double figures in 10+ straight games: Isaiah Johnson (13), 1/12-2/23/16
Scored in double figures in 15+ straight games: Demetrius "Tree" Treadwell (22), 1/8/14-11/14/14
Scored in double figures in 30+ straight games: Joe Jakubick (30), 3/11/82-3/3/84
All five starters scored in double figures: 2x Isaiah Johnson (15), Antino Jackson (13), Jimond Ivey (13), Kwan Cheatham, Jr. (10), Tavian Dunn-Martin (10); vs. UMS, 12/22/16
Kwan Cheatham (20), Noah Robotham (14), Isaiah Johnson (13), Jimond Ivey (13), and Antino Jackson (12) vs. Western Michigan 1/24/17
5 players scored in double figures Last: Xavier Castaneda (23), Enrique Freeman (20), Sammy Hunter (14), Trendon Hankerson (13), Greg Tribble (10), Amani Lyles (10); vs. Eastern Michigan 1/13/23
6 players scored in double figures: Xavier Castaneda (23), Enrique Freeman (20), Sammy Hunter (14), Trendon Hankerson (13), Greg Tribble (10), Amani Lyles (10); vs. Eastern Michigan 1/13/23
7 players scored in double figures: Bubba Walther (21), Zach Sowers (12), Matt Futch (11), Nick Dials (10), Dru Joyce (10), Romeo Travis (10), John Rybak (10); vs. Denison, 12/7/05
DOUBLE-DOUBLES
Had a double-double: Jimond Ivey (24 pts., 13 Rebs) vs Chattanooga 11/28/17
Two players with a double-double: Jimond Ivey (14 pts., 12 rebs.), Isaiah Johnson (10 pts., 10 rebs.); vs. Kent State, 3/3/17
Three players with a double-double: Kwan Cheatham, Jr. (16 pts., 12 Rebs); Isaiah Johnson (14 pts, 10 Rebs); Jimond Ivey (12 pts, 11 Rebs) all vs American 11/12/16
20-point, 10-rebound double-double: Enrique Freeman (21 pts., 13 rebs.), vs. BGSU, 1/10/23
25-point, 10-rebound double-double: Enrique Freeman (27 pts., 15 rebs.), vs. NIU 1/3/23
Double-double in points and assists: Dru Joyce (12 pts., 13 ast.), vs. Hampton, 11/27/04
Had a triple-double: Never
SHOOTING
Made 10+ field goals: Emmanuel Olojakpoke (10), vs. Fort Wayne 12/6/17
Made 15+ field goals: Jimond Ivey (15), at Ball State, 1/27/18
Attempted 20+ field goals: Jimond Ivey (23), at Ball State, 1/27/18
Attempted 25+ field goals: Derrick Tarver (25), at Ball State, 3/8/04
Made 5+ 3-pointers: Daniel Utomi (5), at EMU (2/10/17)
Made 7+ 3-pointers: Jimond Ivey (9), vs Ball State 1/27/18
Made 10+ 3-pointers: Bryan Trimble, Jr. (10), vs. Bowling Green, 1/20/22
Attempted 10+ 3-pointers: Josh Williams (10), vs. CMU, 1/10/17
Attempted 12+ 3-pointers: Jimond Ivey (12), vs Ball State 1/27/18
Attempted 15+ 3-pointers: Derrick Tarver (15), vs. Wright State, 12/30/03
Made a 3-pointer in 10+ straight games: Kwan Cheatham (14), 12/3/16-1/28/17
Made a 3-pointer in 15+ straight games: Steve McNees (16), 1/3/11-2/26/11
Made a 3-pointer in 20+ straight games: Brett McClanahan (20), 11/12/10-1/26/11
Shot 100% from 3-point range (min. 5 att.): Jake Kretzer (5-5), at Ohio, 2/27/13
FREE THROWS
Made 10+ free throws: Xavier Castaneda (11-of-12), vs. EMU, 1/13/23
Made 15+ free throws: Romeo Travis (16), vs. Bowling Green, 2/24/07
Made 20+ free throws: Jim Fenton (20), vs. John Carroll, 1/6/54
Made 20+ consecutive free throws: Darryl Roberts (30), 1/22/11-3/11/11
Made 30+ consecutive free throws: Darryl Roberts (30), 1/22/11-3/11/11
Attempted 15+ free throws: Isaiah Johnson (11-of-16), vs. CMU, 1/10/17
Attempted 20+ free throws: Romeo Travis (23), vs. Bowling Green, 2/24/07
Shot 100% from the foul line (min. 10 att.): Johnny Hollingsworth (10-10), vs. Marshall, 3/5/03

REBOUNDS

Had 10+ rebounds: Kwan Cheatham, Jr. (13), vs Ohio 2/4/17
Had 15+ rebounds: Isaiah Johnson (16), vs. Eastern Michigan 3/10/16
Had 20+ rebounds: Enrique Freeman (21) vs Malone 12/19/20; Bryan Roth (21), vs. Eastern Kentucky, 2/9/85
Had 25+ rebounds: Roger Johnson (25), vs. Ill. Wesleyan, 1/4/69
Had 10+ rebounds in three-consecutive games: Demetrius "Tree" Treadwell, 12/16/13-12/23/13
Had 10+ rebounds in four-consecutive games: Demetrius "Tree" Treadwell, 1/15/14-1/25/14
Had 10+ rebounds in five-consecutive games: Demetrius "Tree" Treadwell, 2/1/14-2/15/14
Two players had 10+ rebounds: Quincy Diggs (12), Demetrius "Tree" Treadwell (11); at Miami (Ohio), 2/26/14
Three players had 10+ rebounds: Jake Kretzer (12), Zeke Marshall (12), Nick Harney (11); vs. Coppin State, 1/2/13

ASSISTS

Had 7+ assists: Isaiah Johnson vs. Lipscomb (8), 1/3/17
Had 10+ assists: Alex Abreu (10), at Northwestern, 3/13/12
Had 12+ assists: Wendell Bates (12), vs. Kent State, 12/18/79
Had 15+ assists: Never

BLOCKED SHOTS

Had 5 blocked shots: Demetrius "Tree" Treadwell (5), at EMU, 1/22/14
Had 6 blocked shots: Zeke Marshall (6), vs. Buffalo, 1/26/13
Had 7 blocked shots: Zeke Marshall (7), vs. Kent State, 3/15/13
Had 8 blocked shots: Zeke Marshall (9), at Toledo, 1/23/13
Had 10+ blocked shots: Never

STEALS

Had 5 steals: Antino Jackson (5), at Miami, 1/14/17
Had 6 steals: Alex Abreu (6), at Mississippi State, 11/9/11
Had 7 steals: Jimmal Ball (7), at Buffalo, 1/24/00
Had 8 steals: Jimmal Ball (9), at Eastern Michigan, 1/19/00

LAST TIME AN OPPOSING PLAYER...

Scored 20+ Points: Braylon Rayson (27), at Central Michigan 1/10/17
Scored 30+ Points: Marcus Keene (33), at Central Michigan, 1/10/17; Blake Hamilton (33) 1/28/17; Jaaron Simmons (38) 2/4/17
Scored 40+ Points: Carlos Medlock (42), vs. Eastern Michigan, 3/11/10
Scored 50+ Points: Never
Had a double-double: Kenny Carpenter (CSU) (11 points and 12 rebounds) 11/11/17
Made 10+ field goals: Blake Hamilton (13) Buffalo 1/28/17; Jaaron Simmons (10) 2/4/17
Attempted 20+ field goals: Josh Hart (21) at Villanova, 11/22/15
Made 5+ 3-pointers: Jaaron Simmons (5-of-5) Ohi 2/4/17
Attempted 10+ 3-pointers: Anthlon Bell (13) at Arkansas, 11/18/15
Made 10+ free throws: Raven Lee (13), at Eastern Michigan, 2/14/15
Attempted 15+ free throws: D.J. Newbill (15), at Penn State, 11/25/14
Shot 100% from the foul line (min. 10 att.): Braylon Rayson (10-10), at Central Michigan, 1/12/16
Had 10+ rebounds: Kenny Carpenter (12) vs. Cleveland State, 11/11/17
Had 15+ rebounds: Jordan Fouse (16), at Green Bay, 11/24/15
Had 20+ rebounds: Reggie Keely (20), vs. Ohio, 2/14/10
Had 10+ assists: D.J. Cooper (10), at Ohio, 2/26/12
Had 5+ blocked shots: Jimmy Hall (5), at Kent State, 3/6/15
Had 5+ steals: Cameron Morse (5), at YSU, 11/12/16



The Zips All-Time Records vs Opponents

Adrian	1	0	2016-17	Same	W1	Findlay	1	1	1937-38	1938-39	L1
Air Force	1	0	2016-17	Same	W1	Florida Atlantic	1	0	1992-93	Same	W1
Alabama	0	1	2000-01	Same	L1	Florida A&M	2	0	2011-12	2021-22	W2
Alabama State	1	0	2018-19	2018-19	1-0	Fla. International	3	2	1987-88	1999-2000	L1
Albion	3	0	1946-47	1948-49	W3	Florida State	1	0	2007-08	Same	W1
Alfred	1	0	1938-39	1938-39	W1	Franklin & Marshall	2	1	1937-38	1939-40	W1
Allegheny	0	5	1905-06	1913-14	L5	Gannon	11	11	1945-46	1978-79	L1
Alliance (Pa.)	1	0	1969-70	1969-70	W1	Gardner-Webb	1	0	2006-07	Same	W1
American	5	1	1961-62	2016-17	W2	Geneva	10	6	1916-17	1965-66	W1
Appalachian State	1	1	2017-18	2021-22	L1	George Mason	2	0	1996-97	1997-98	W2
Arizona State	1	1	1950-51	1956-57	L1	Georgia Southern	1	0	2016-17	2016-17	W1
Arkansas	1	0	2015-16	Same	W1	Glenville	2	1	1936-37	1938-39	L1
Arkansas-Little Rock	1	1	2006-07	2010-11	W1	Gonzaga	0	2	2008-09	2016-17	L2
Arkansas-Pine Bluff	5	0	2009-10	2014-15	W5	Green Bay	3	6	1989-90	2015-16	L2
Ashland	25	3	1904-05	1989-90	W6	Grove City	1	1	1916-17	1917-18	W1
Augustana	1	0	1968-69	1968-69	W1	Hampton	3	1	2001-02	2004-05	W3
Austin Peay	11	9	1957-58	2009-10	W3	Hayward State	1	0	1974-75	Same	W1
Baldwin-Wallace	66	25	1902-03	1979-80	W7	Heidelberg	43	9	1910-11	1966-67	W14
Ball State	28	19	1937-38	2022-23	L1	Hillsdale	1	0	1948-49	1948-49	W1
Bellarmine	3	2	1967-68	1974-75	W3	Hiram	42	3	1904-05	2015-16	W40
Bethany	1	0	1966-67	Same	W1	Hofstra	5	1	1963-64	1970-71	W3
Bethune-Cookman	4	0	1987-88	2015-16	W4	Houston	2	1	1993-94	2016-17	W2
Binghamton	2	0	2006-07	2007-08	W2	Howard	1	0	2009-10	Same	W1
Bluffton	2	0	1946-47	2014-15	W2	Idaho State	0	1	1991-93	Same	L1
Boise State	1	1	1988-89	Same	L1	Illinois-Chicago	5	4	1983-84	2010-11	W3
Bowling Green	45	28	1937-38	2022-23	W3	Illinois State	2	7	1969-70	2018-19	L1
Bridgewater	1	0	1960-61	Same	W1	Illinois Wesleyan	2	0	1968-69	1971-72	W2
Brockport State	5	1	1971-72	1976-77	W2	Indiana	1	0	1904-05	Same	W1
Brooklyn College	4	0	1987-88	1988-89	W4	IPFW	1	2	2013-14	2018-19	L1
Brown	2	0	1947-48	1969-70	W2	IUPUI	1	0	1990-91	Same	W1
Bradley	0	1	2022-23	Same	L1	Indiana State	2	0	1977-78	1978-79	W2
Bryant	1	0	2014-15	Same	W1	Iona	1	1	1970-71	2971-72	W1
Bucknell	2	0	1964-65	1966-67	W2	Iowa State	5	0	1955-56	2015-16	W5
Buffalo	38	33	1954-55	2021-22	W3	Ithaca	0	1	2013-14	Same	L1
Buffalo State	6	3	1967-68	1976-77	L2	Jackson State	1	0	1963-64	Same	W1
Butler	0	1	1964-65	Same	L1	Jacksonville (Fla.)	0	1	2022-23	Same	-
California	0	1	2005-06	Same	L1	James Madison	0	1	1983-84	Same	L1
UC- Santa Barbara	1	2	1953-54	2015-16	W1	John Carroll	1	1	2002-03	2003-04	W1
UC-Irvine	1	0	2016-17	2016-17	W1	Johns Hopkins	21	7	1934-35	2012-13	W7
Canisius	3	3	1942-43	2008-09	W1	Juniata	2	0	1954-55	1955-56	W2
Capital	13	0	1917-18	2002-03	W13	Kansas State	0	3	1988-89	1990-91	L3
Carnegie Mellon	3	0	1943-44	2018-19	W3	Kent State	79	80	1915-16	2021-22	W1
Carson-Newman	0	1	1973-74	Same	L1	Kentucky	0	2	1936-37	1981-82	L2
Case Tech	34	18	1903-04	1956-57	W1	Ky. Wesleyan	5	7	1965-66	1976-77	W1
Catholic	1	0	1962-63	Same	W1	Kenyon	22	4	1903-04	1987-88	W4
Cedarville	2	0	2020-21	2018-19	W2	Lake Forest	2	0	1957-58	1958-59	W2
Centenary	1	0	1938-39	Same	W1	Lamar	2	1	1990-91	1991-92	L1
Central Connecticut	6	3	1966-67	1986-87	W1	La Salle	0	1	1939-40	Same	L1
Central Florida	4	0	1984-85	1989-90	W4	Lawrence Tech	6	0	1938-39	1959-60	W6
Central Michigan	39	15	1938-39	2022-23	W6	LeMoine	1	0	1963-64	Same	W1
Central State	1	0	1983-84	Same	W1	Liberty	1	1	2001-02	2019-20	L1
Charleston Southern	1	0	2015-16	Same	W1	Lipscomb	1	0	2015-16	Same	W1
Cheyney State	4	2	1970-71	1978-79	W1	Long Island	1	0	1965-66	Same	W1
Chicago State	3	1	1984-85	2018-19	W3	Louisiana Tech	0	2	1989-90	Same	L2
Chicago	0	1	1913-14	Same	L1	Louisville	0	2	2005-06	2019-20	W1
Cincinnati	8	11	1914-15	2003-04	L7	Loyola-Chicago	2	0	1997-98	1998-99	W2
Clemson	0	2	2005-06	2018-19	L2	Loyola Marymount	1	0	2006-07	Same	W1
Cleveland State	37	32	1932-33	2017-18	W4	LSU	0	1	2022-23	Same	L1
Coastal Carolina	2	1	1986-87	2013-14	W1	MacMurray	1	1	1968-69	1969-70	W1
Colby	5	1	1948-49	1957-58	W2	Maine	1	0	2022-23	Same	W1
Concord	3	0	2017-18	2022-23	W3	Malone	7	0	1971-72	2020-21	W7
Connecticut	1	0	1947-48	Same	W1	Mankato State	0	1	1977-78	Same	L1
Coppin State	5	0	2012-13	2016-17	W5	Mansfield State	1	0	1992-93	Same	W1
Creighton	1	3	2005-06	2016-17	L2	Marietta	18	3	1910-11	1967-68	W13
Dartmouth	1	0	1927-28	Same	W1	Marshall	16	14	1946-47	2022-23	L1
Davidson	0	1	2017-18	Same	L1	Md.-Eastern Shore	5	1	1950-51	2016-17	W5
Davis & Elkins	2	0	1983-84	1985-86	W2	Massachusetts	1	1	2007-08	2019-20	W1
Dayton	2	12	1936-37	2010-11	L12	Merrimack	1	0	2019-20	2019-20	W2
Defiance	1	0	1920-21	Same	W1	Miami (Fla.)	1	2	1956-57	2014-15	L2
Delaware State	1	0	1988-89	Same	W1	Miami (Ohio)	35	34	1914-15	2021-22	W7
Denison	21	4	1908-09	2005-06	W10	Michigan	0	4	1937-38	1985-86	L4
Denver	1	0	1959-60	Same	W1	Michigan State	1	1	1912-13	1913-14	L1
DePauw	2	0	1958-59	1959-60	W2	Middle Tennessee	10	17	1979-80	2014-15	L2
Detroit Mercy	6	4	1935-36	2018-19	W2	Millikin	1	0	2010-11	Same	W1
Drake	1	2	2003-04	2009-10	L1	Mississippi College	1	0	1949-50	Same	W1
Duquesne	8	18	1946-47	2011-12	L1	Mississippi State	2	0	2005-06	2011-12	W2
Eastern Illinois	4	8	1967-68	1991-92	L1	Mississippi Valley	2	1	1991-92	2017-18	W1
Eastern Kentucky	6	13	1946-47	2008-09	L2	Minnesota	0	2	1991-92	2010-11	L2
Eastern Michigan	35	24	1967-68	2022-23	W4	Monmouth	0	1	2001-02	Same	L1
Eastern Montana	3	0	1969-70	1974-75	W3	Montana State	1	0	1974-75	Same	W1
Eastern Washington	1	0	1990-91	Same	W1	Morehead State	10	11	1974-75	1988-89	L1
Edinboro	3	0	1982-83	1986-87	W3	Morgan State	2	0	1985-86	2022-23	W2
Evansville	1	4	1957-58	2021-22	W1	Mount St. Mary's	2	0	1966-67	2005-06	W2
Fairfield	0	3	1994-95	2000-01	L3	Mount Union	42	28	1901-02	2004-05	W20
Fairleigh Dickinson	2	0	1966-67	2008-09	W2	Murray State	9	8	1979-80	1986-87	W3
Ferris State	0	1	1981-82	Same	L1	Muskingum	33	8	1923-24	1980-81	W3
						Nevada	0	4	2005-06	2022-23	L4
						New Hampshire	1	0	1960-61	Same	W1



N.C. A&T	7	3	1963-64	2011-12	W3	UT Martin	1	0	2017-18	Same	W1
N.C. Central	2	0	2007-08	2019-20	W2	UT Arlington	0	1	2016-17	2016-17	L1
N.C. State	0	3	1946-47	2009-10	L3	UT Chattanooga	1	0	2017-18	Same	W1
UNC Asheville	1	0	2012-13	Same	W1	Utica	0	1	1983-84	Same	L1
UNC Greensboro	2	2	1994-95	2009-10	W2	Valparaiso	5	2	1990-91	2011-12	L1
UNC Wilmington	1	1	1983-84	1985-86	W1	Villanova	0	1	2015-16	Same	L1
North Dakota	1	0	1965-66	Same	W1	Virginia Commonwealth	0	7	1969-70	2012-13	L7
North Dakota State	2	0	2012-13	2014-15	W2	Virginia Tech	0	1	1975-76	Same	L1
Northeastern Illinois	1	0	1990-91	Same	W1	Wabash	1	0	1958-59	Same	W1
Northern Colorado	1	1	1950-51	1954-55	W1	Wagner	1	1	1989-90	1992-93	L1
Northern Illinois	30	14	1987-88	2022-23	W1	Walsh	3	0	1977-78	1979-80	W3
Northern Iowa	1	3	1978-79	1990-91	L1	Washington & Jefferson	3	2	1940-41	1954-55	W1
Northern Kentucky	0	4	1977-78	1978-79	L4	Washington & Lee	0	1	1951-52	Same	L1
Northern Michigan	0	2	1978-79	Same	L2	Washington State	0	1	1939-40	Same	L1
Northwestern	0	1	2011-12	Same	L1	Waynesburg	1	1	1937-38	1938-39	L1
Notre Dame	0	3	1982-83	2010-11	L3	Wayne State	7	6	1936-37	1971-72	W1
Oakland	6	3	1975-76	2004-05	W2	Weber State	1	0	1988-89	Same	W1
Oberlin	35	5	1904-05	1966-67	W15	West Chester	1	0	1963-64	Same	W1
Ohio Northern	4	0	1916-17	1923-24	W4	West Liberty	1	0	1994-95	Same	W1
Ohio State	1	7	1905-06	2015-16	L5	Western Illinois	15	10	1970-71	2014-15	W3
Ohio	46	42	1911-12	2021-22	W1	Western Kentucky	3	8	1979-80	2022-23	W1
Ohio Wesleyan	25	14	1909-10	1967-68	W4	Western Michigan	36	21	1987-88	2021-22	L1
Oklahoma State	0	1	2012-13	Same	L1	Western Reserve	28	15	1902-03	1958-59	W4
Oral Roberts	5	1	1988-89	2013-14	W1	Westminster	9	8	1936-37	1970-71	W1
Oregon State	1	0	2013-14	Same	W1	West Virginia	2	3	1904-05	2019-20	L3
Otterbein	23	5	1912-13	1987-88	W5	Wheaton	1	2	1952-53	1957-58	L2
Penn State	2	5	1937-38	2014-15	L1	Wheeling	1	0	2021-22	2021-22	W1
Pennsylvania	0	1	1908-09	Same	L1	William & Mary	0	2	1949-50	2001-02	L2
Pepperdine	1	0	1955-56	Same	W1	Wilmington	1	0	1937-38	Same	W1
Pittsburgh	1	3	1910-11	2008-09	L3	Winston-Salem State	1	2	1966-67	2006-07	W1
Philadelphia Textile	3	1	1966-67	1971-72	W2	Winthrop	1	1	2007-08	2008-09	W1
Point Park	1	0	2021-22	2021-22	W1	UW-Milwaukee	1	1	1979-80	1989-90	W1
Portland State	0	1	2007-08	Same	L1	Wittenberg	15	26	1914-15	1980-81	L3
Prairie View	1	0	1993-94	Same	W1	Wooster	57	35	1901-02	1998-99	W3
Princeton	1	1	2012-13	2017-18	L1	Wright State	15	8	1974-75	2022-23	W5
Purdue	0	2	1999-2000	2000-01	L2	Wyoming	2	2	1999-2000	2009-10	W2
Quincy	1	0	1981-82	Same	W1	Xavier	1	4	1923-24	1997-98	L3
Radford	3	0	2002-03	2016-17	W3	Yale	1	1	1906-07	1907-08	L1
Rhode Island	2	2	1999-2000	2009-10	L2	York College (Neb.)	0	1	1942-43	Same	L1
Rice	1	0	1987-88	Same	W1	Youngstown State	59	32	1937-38	2019-20	W2
Rider	0	1	1996-97	Same	L1						
Roanoke	4	1	1971-72	1976-77	W4						
Robert Morris	2	0	1986-87	1987-88	W2						
Rochester	0	2	1908-09	1913-14	L2						
Rochester Tech	1	1	1954-55	1955-56	L1						
Rutgers	1	0	1949-50	Same	W1						
St. Bonaventure	2	1	1942-43	2020-21	L1						
St. Francis (N.Y.)	5	1	1947-48	2008-09	W2						
St. Francis (Pa.)	4	0	1949-50	2009-10	W4						
St. Ignatius	1	0	1908-09	Same	W1						
St. John's (N.Y.)	0	1	1944-45	Same	L1						
St. Joseph's (Ind.)	1	0	1974-75	Same	W1						
St. Joseph's (Pa.)	0	2	1997-98	1998-99	L2						
St. Mary's (Calif.)	1	1	1973-74	2013-14	L1						
St. Michael's (Vt.)	0	1	1964-65	Same	L1						
St. Thomas (Minn.)	1	0	1949-50	Same	W1						
St. Vincent	2	0	1971-72	1972-73	W2						
San Francisco St.	4	1	1964-65	1972-73	W1						
Scranton	0	1	1939-40	Same	L1						
Seattle	1	0	1958-59	Same	W1						
Slippery Rock	4	1	1952-53	1999-2000	W4						
South Alabama	0	2	1980-81	1981-82	L2						
South Carolina	1	2	2013-14	2014-15	W1						
South Carolina State	3	0	1986-87	2015-16	W3						
USC Upstate	2	0	2007-08	2019-20	W2						
South Florida	0	1	1983-84	Same	L1						
Southern	2	0	2019-20	2021-22	W2						
Southern California	1	1	2014-15	2017-18	L1						
Southern Calif. College	1	0	1974-75	Same	W1						
Southern Colorado	1	0	1971-72	Same	W1						
Southern Utah	2	1	1988-89	1989-90	L1						
Southwestern La.	1	0	1980-81	Same	W1						
Stephen F. Austin	1	0	1988-89	Same	W1						
Stetson	1	0	2010-11	Same	W1						
Steubenville	3	0	1964-65	1972-73	W3						
Syracuse	0	1	2000-01	Same	L1						
Tampa	1	0	1949-50	Same	W1						
Temple	2	1	2005-06	2010-11	L1						
Tennessee State	4	2	1971-72	2018-19	W3						
Tennessee Tech	9	8	1979-80	1986-87	W5						
Texas A&M	1	1	1948-49	2009-10	L1						
Texas Southern	1	0	2012-13	Same	W1						
Tiffin	1	0	2006-07	Same	W1						
Toledo	29	39	1915-16	2021-22	W1						
Towson	1	0	2019-20	Same	W1-						
Tulane	1	0	2019-20	Same	W1						
UCLA	0	1	2021-22	Same	L1						
Urbana	2	0	1985-86	2008-09	W2						
U.S. International	1	1	1989-90	Same	L1						

Non-Intercollegiate Teams

Opponent	W	L	First Meeting	Last Meeting	Streak
Alumni	3	0	1915-16	1917-18	W3
Athletes in Action	1	0	1973-74	Same	W1
Canton Athletic Club	0	1	1908-09	Same	L1
Canton Massillon	0	1	1904-05	Same	L1
Case All-Stars	1	0	1910-11	Same	W1
Cleveland All-Stars	1	0	1909-10	Same	W1
Cleveland YMCA	0	1	1910-11	Same	L1
Cuki-Mestre (Italy)	1	0	1987-88	Same	W1
East End Athletic Club	1	0	1902-03	Same	W1
East Liberty YMCA	0	1	1917-18	Same	L1
Goodyear Wingfoots	1	3	1918-19	1953-54	L3
Haskell Institute	1	0	1906-07	Same	W1
Kfum Orebro (Swd.)	1	0	1988-89	Same	W1
Lockbourne AFB	1	0	1944-45	Same	W1
Marathon AAU	2	0	1985-86	N/A	W2
Mexico University	1	0	1949-50	Same	W1
Ohio St. Medics	1	0	1906-07	Same	W1
Palmetto (S.C.)	0	1	1984-85	Same	L1
Polish Oly. Team	0	1	1965-66	Same	L1
Quantic Marines	0	1	1955-56	Same	L1
Ravenna Byers	3	3	1902-03	1906-07	L1
Wesleyan Medics	1	0	1909-10	Same	W1
Wstrn Reserve Medics	2	0	1901-02	Same	W2
Wheeling YMCA	1	0	1916-17	Same	W1
Windsor Basketball Club	5	0	1978-79	N/A	W5
Yugoslavia National	1	0	1983-84	Same	W1

BOLD indicates MAC opponents



**2022-23 Akron Men's Basketball
Team Game-by-Game
All games**

Opponent	Date	Score		Total		3-Pointers		Free throws		Rebounds										
				FG-FGA	PCT	3FG-3FGA	PCT	FT-FTA	PCT	OFF	DEF	TOT	AVG	PF	A	TO	BLK	STL	PTS	AVG
South Dakota St.	11/07/2022	81-80	Wot	30-69	.435	11-31	.355	10-12	.833	9	23	32	32.0	17	16	9	5	5	81	81.0
vs Mississippi St.	11/11/2022	54-73	L	16-49	.327	6-27	.222	16-24	.667	6	19	25	28.5	15	13	9	1	8	54	67.5
Morgan St.	11/15/2022	65-59	W	22-61	.361	6-25	.240	15-27	.556	20	23	43	33.3	11	13	11	7	8	65	66.7
vs Western Ky.	11/21/2022	72-53	W	27-48	.563	9-22	.409	9-15	.600	10	33	43	35.8	16	10	13	0	3	72	68.0
vs LSU	11/22/2022	58-73	L	14-54	.259	8-25	.320	22-30	.733	19	17	36	35.8	14	8	14	1	4	58	66.0
vs Nevada	11/23/2022	58-62	L	22-51	.431	7-22	.318	7-11	.636	6	27	33	35.3	19	8	14	1	6	58	64.7
at Marshall	11/30/2022	57-68	L	24-71	.338	5-25	.200	4-11	.364	15	30	45	36.7	15	12	10	0	5	57	63.6
Muskingum	12/04/2022	80-33	W	30-59	.508	15-33	.455	5-16	.313	13	35	48	38.1	13	19	12	4	13	80	65.6
Jackson St.	12/11/2022	85-72	W	28-52	.538	11-28	.393	18-21	.857	5	22	27	36.9	10	19	10	4	7	85	67.8
Wright St.	12/14/2022	66-54	W	25-62	.403	6-26	.231	10-14	.714	11	31	42	37.4	16	11	12	2	10	66	67.6
Maine	12/19/2022	87-55	W	31-57	.544	11-20	.550	14-16	.875	9	25	34	37.1	12	17	16	2	10	87	69.4
at Bradley	12/22/2022	55-74	L	16-57	.281	8-21	.381	15-18	.833	12	31	43	37.6	12	6	15	2	5	55	68.2
Concord	12/30/2022	84-58	W	27-59	.458	12-31	.387	18-28	.643	9	30	39	37.7	14	21	10	2	7	84	69.4
NIU	01/03/2023	76-51	W	26-57	.456	6-20	.300	18-23	.783	12	25	37	37.6	19	11	12	4	7	76	69.9
at Ball St.	01/06/2023	63-70	L	19-49	.388	3-12	.250	22-26	.846	11	22	33	37.3	26	3	17	3	6	63	69.4
at Bowling Green	01/10/2023	74-70	W	25-62	.403	11-30	.367	13-14	.929	8	27	35	37.2	12	14	9	3	7	74	69.7
Eastern Mich.	01/13/2023	104-67	W	34-63	.540	10-33	.303	26-32	.813	10	34	44	37.6	18	22	8	1	2	104	71.7
at Central Mich.	01/17/2023	69-51	W	23-55	.418	8-26	.308	15-22	.682	9	28	37	37.6	19	13	10	2	7	69	71.6
at Western Mich.	01/21/2023	63-55	W	23-63	.365	8-35	.229	9-12	.750	7	24	31	37.2	16	9	3	5	8	63	71.1
Miami (OH)	01/24/2023	73-68	W	23-53	.434	12-32	.375	15-17	.882	11	19	30	36.9	20	14	9	3	1	73	71.2
Total		1424		485-1151	.421	173-524	.330	281-389	.722	212	525	737	36.9	314	259	223	52	129	1424	71.2
Opponents		1246		461-1116	.413	126-378	.333	198-281	.705	171	496	667	33.4	368	226	266	66	115	1246	62.3

Akron Averages

Opponent	Date	Score		FG-FGA	PCT	3FG-3FGA	PCT	FT-FTA	PCT	OFF	DEF	TOT	AVG	PF	A	TO	BLK	STL	PTS	AVG
----------	------	-------	--	--------	-----	----------	-----	--------	-----	-----	-----	-----	-----	----	---	----	-----	-----	-----	-----



**2022-23 Akron Men's Basketball
Opponents Game-by-Game
All games**

Opponent	Date	Score		Total		3-Pointers		Free throws		Rebounds										
				FG-FGA	PCT	3FG-3FGA	PCT	FT-FTA	PCT	OFF	DEF	TOT	AVG	PF	A	TO	BLK	STL	PTS	AVG
South Dakota St.	11/07/2022	81-80	Wot	31-59	.525	4-15	.267	14-17	.824	5	31	36	36.0	15	11	13	4	3	80	80.0
vs Mississippi St.	11/11/2022	54-73	L	29-55	.527	7-14	.500	8-13	.615	11	32	43	39.5	21	17	14	0	9	73	76.5
Morgan St.	11/15/2022	65-59	W	24-64	.375	6-15	.400	5-7	.714	17	26	43	40.7	27	14	15	10	4	59	70.7
vs Western Ky.	11/21/2022	72-53	W	20-54	.370	6-21	.286	7-13	.538	6	10	16	34.5	14	12	5	1	7	53	66.3
vs LSU	11/22/2022	58-73	L	25-52	.481	9-19	.474	14-16	.875	8	23	31	33.8	23	14	10	3	9	73	67.6
vs Nevada	11/23/2022	58-62	L	21-57	.368	9-21	.429	11-13	.846	10	23	33	33.7	14	13	9	3	3	62	66.7
at Marshall	11/30/2022	57-68	L	25-61	.410	8-28	.286	10-15	.667	8	35	43	35.0	13	13	11	9	8	68	66.9
Muskingum	12/04/2022	80-33	W	13-52	.250	6-29	.207	1-7	.143	7	22	29	34.3	9	6	17	3	6	33	62.6
Jackson St.	12/11/2022	85-72	W	32-63	.508	3-9	.333	5-7	.714	10	20	30	33.8	20	14	13	1	6	72	63.7
Wright St.	12/14/2022	66-54	W	23-63	.365	3-10	.300	5-8	.625	11	28	39	34.3	17	10	14	4	3	54	62.7
Maine	12/19/2022	87-55	W	20-46	.435	8-20	.400	7-12	.583	3	17	20	33.0	17	11	23	0	10	55	62.0
at Bradley	12/22/2022	55-74	L	27-64	.422	14-30	.467	6-9	.667	8	30	38	33.4	19	16	8	4	9	74	63.0
Concord	12/30/2022	84-58	W	23-59	.390	4-17	.235	8-11	.727	8	27	35	33.5	21	8	18	2	6	58	62.6
NIU	01/03/2023	76-51	W	18-51	.353	2-15	.133	13-18	.722	11	20	31	33.4	24	5	19	4	5	51	61.8
at Ball St.	01/06/2023	63-70	L	23-58	.397	3-14	.214	21-28	.750	17	20	37	33.6	18	6	11	6	7	70	62.3
at Bowling Green	01/10/2023	74-70	W	26-53	.491	10-21	.476	8-13	.615	3	30	33	33.6	17	15	12	3	6	70	62.8
Eastern Mich.	01/13/2023	104-67	W	20-57	.351	5-23	.217	22-26	.846	2	22	24	33.0	20	7	10	1	5	67	63.1
at Central Mich.	01/17/2023	69-51	W	16-47	.340	8-20	.400	11-16	.688	7	25	32	32.9	18	9	18	5	3	51	62.4
at Western Mich.	01/21/2023	63-55	W	21-55	.382	5-20	.250	8-12	.667	12	35	47	33.7	19	15	15	3	2	55	62.0
Miami (OH)	01/24/2023	73-68	W	24-46	.522	6-17	.353	14-20	.700	7	20	27	33.4	22	10	11	0	4	68	62.3
Total		1246		461-1116	.413	126-378	.333	198-281	.705	171	496	667	33.4	368	226	266	66	115	1246	62.3
Akron		1424		485-1151	.421	173-524	.330	281-389	.722	212	525	737	36.9	314	259	223	52	129	1424	71.2

Opponents Averages



2022-23 Akron Men's Basketball
Category Leaders
All games

Page 1/3
as of Jan 25, 2023

Points

##	Player	G	Pts	Pts/G
13	Castaneda, Xavier	18	370	20.6
25	Freeman, Enrique	20	283	14.2
4	Hankerson, Trendon	20	177	8.9
11	Hunter, Sammy	20	144	7.2
2	Tribble, Greg	20	137	6.9
5	Johnson, Tavari	19	113	5.9
34	Johnson, Nate	20	78	3.9
0	Lyles, Amani	19	44	2.3
3	Mitchell, Kobe	15	38	2.5
1	Clarke, Garvin	11	23	2.1
20	Wilson, Evan	8	12	1.5
12	Mayfield, Pat	7	5	0.7

Scoring Average

##	Player	G	Pts	Pts/G
13	Castaneda, Xavier	18	370	20.6
25	Freeman, Enrique	20	283	14.2
4	Hankerson, Trendon	20	177	8.9
11	Hunter, Sammy	20	144	7.2
2	Tribble, Greg	20	137	6.9
5	Johnson, Tavari	19	113	5.9
34	Johnson, Nate	20	78	3.9
3	Mitchell, Kobe	15	38	2.5
0	Lyles, Amani	19	44	2.3
1	Clarke, Garvin	11	23	2.1
20	Wilson, Evan	8	12	1.5
12	Mayfield, Pat	7	5	0.7

Field Goal Percentage

##	Player	FG	Att	Pct
25	Freeman, Enrique	109	188	.580
0	Lyles, Amani	15	30	.500
34	Johnson, Nate	30	67	.448
2	Tribble, Greg	51	124	.411
13	Castaneda, Xavier	97	237	.409
5	Johnson, Tavari	45	110	.409
20	Wilson, Evan	4	10	.400
11	Hunter, Sammy	54	143	.378
4	Hankerson, Trendon	58	164	.354
12	Mayfield, Pat	2	6	.333
3	Mitchell, Kobe	12	38	.316
1	Clarke, Garvin	8	34	.235

Field Goal Attempts

##	Player	G	Att	Att/G
13	Castaneda, Xavier	18	237	13.2
25	Freeman, Enrique	20	188	9.4
4	Hankerson, Trendon	20	164	8.2
11	Hunter, Sammy	20	143	7.2
2	Tribble, Greg	20	124	6.2

Field Goals Made

##	Player	G	Made	Made/G
25	Freeman, Enrique	20	109	5.5
13	Castaneda, Xavier	18	97	5.4
4	Hankerson, Trendon	20	58	2.9
11	Hunter, Sammy	20	54	2.7
2	Tribble, Greg	20	51	2.6

3-Point FG Percentage

##	Player	3FG	Att	Pct
20	Wilson, Evan	4	8	.500
34	Johnson, Nate	11	28	.393
13	Castaneda, Xavier	59	154	.383
5	Johnson, Tavari	17	48	.354
4	Hankerson, Trendon	43	123	.350
3	Mitchell, Kobe	10	34	.294
11	Hunter, Sammy	25	92	.272
1	Clarke, Garvin	3	20	.150
2	Tribble, Greg	1	11	.091

3-Point FG Attempts

##	Player	G	Att	Att/G
13	Castaneda, Xavier	18	154	8.6
4	Hankerson, Trendon	20	123	6.2
11	Hunter, Sammy	20	92	4.6
5	Johnson, Tavari	19	48	2.5
3	Mitchell, Kobe	15	34	2.3

3-Point FG Made

##	Player	G	Made	Made/G
13	Castaneda, Xavier	18	59	3.3
4	Hankerson, Trendon	20	43	2.2
11	Hunter, Sammy	20	25	1.3
5	Johnson, Tavari	19	17	0.9
34	Johnson, Nate	20	11	0.6



**2022-23 Akron Men's Basketball
Category Leaders
All games**

Free Throw Percentage

##	Player	Made	Att	Pct
3	Mitchell, Kobe	4	4	1.000
13	Castaneda, Xavier	117	143	.818
4	Hankerson, Trendon	18	24	.750
2	Tribble, Greg	34	48	.708
34	Johnson, Nate	7	10	.700
0	Lyles, Amani	14	20	.700
25	Freeman, Enrique	65	101	.644
11	Hunter, Sammy	11	18	.611
5	Johnson, Tavari	6	10	.600
1	Clarke, Garvin	4	7	.571
12	Mayfield, Pat	1	2	.500

Free Throw Attempts

##	Player	G	Att	Att/G
13	Castaneda, Xavier	18	143	7.9
25	Freeman, Enrique	20	101	5.1
2	Tribble, Greg	20	48	2.4
4	Hankerson, Trendon	20	24	1.2
0	Lyles, Amani	19	20	1.1

Free Throws Made

##	Player	G	Made	Made/G
13	Castaneda, Xavier	18	117	6.5
25	Freeman, Enrique	20	65	3.3
2	Tribble, Greg	20	34	1.7
4	Hankerson, Trendon	20	18	0.9
0	Lyles, Amani	19	14	0.7

Rebounds

##	Player	G	Reb	Reb/G
25	Freeman, Enrique	20	212	10.6
4	Hankerson, Trendon	20	93	4.7
13	Castaneda, Xavier	18	81	4.5
2	Tribble, Greg	20	58	2.9
11	Hunter, Sammy	20	57	2.9

Assists

##	Player	G	Ast	Ast/G
13	Castaneda, Xavier	18	57	3.2
2	Tribble, Greg	20	40	2.0
25	Freeman, Enrique	20	39	2.0
4	Hankerson, Trendon	20	39	2.0
5	Johnson, Tavari	19	39	2.1

Rebounds Average

##	Player	G	Reb	Reb/G
25	Freeman, Enrique	20	212	10.6
4	Hankerson, Trendon	20	93	4.7
13	Castaneda, Xavier	18	81	4.5
2	Tribble, Greg	20	58	2.9
11	Hunter, Sammy	20	57	2.9

Steals

##	Player	G	Stl	Stl/G
13	Castaneda, Xavier	18	20	1.1
2	Tribble, Greg	20	18	0.9
5	Johnson, Tavari	19	17	0.9
25	Freeman, Enrique	20	16	0.8
4	Hankerson, Trendon	20	16	0.8

Offensive Rebounds

##	Player	G	OReb	OReb/G
25	Freeman, Enrique	20	68	3.4
11	Hunter, Sammy	20	20	1.0
34	Johnson, Nate	20	18	0.9
2	Tribble, Greg	20	17	0.9
0	Lyles, Amani	19	15	0.8

Blocked Shots

##	Player	G	Blk	Blk/G
25	Freeman, Enrique	20	22	1.1
4	Hankerson, Trendon	20	10	0.5
0	Lyles, Amani	19	7	0.4
5	Johnson, Tavari	19	3	0.2
11	Hunter, Sammy	20	2	0.1

Defensive Rebounds

##	Player	G	DReb	DReb/G
25	Freeman, Enrique	20	144	7.2
4	Hankerson, Trendon	20	84	4.2
13	Castaneda, Xavier	18	69	3.8
2	Tribble, Greg	20	41	2.1
5	Johnson, Tavari	19	38	2.0

Minutes

##	Player	G	Min	Min/G
4	Hankerson, Trendon	20	655	32:44
25	Freeman, Enrique	20	590	29:31
13	Castaneda, Xavier	18	590	32:48
2	Tribble, Greg	20	564	28:13
11	Hunter, Sammy	20	390	19:30



**2022-23 Akron Men's Basketball
Category Leaders
All games**

Fouls

##	Player	G	PF	PF/G
25	Freeman, Enrique	20	48	2.4
2	Tribble, Greg	20	47	2.4
4	Hankerson, Trendon	20	40	2.0
5	Johnson, Tavari	19	33	1.7
34	Johnson, Nate	20	32	1.6

Turnovers

##	Player	G	TO	TO/G
25	Freeman, Enrique	20	43	2.2
5	Johnson, Tavari	19	37	1.9
13	Castaneda, Xavier	18	35	1.9
4	Hankerson, Trendon	20	26	1.3
2	Tribble, Greg	20	22	1.1

Foul Outs

##	Player	G	FO
25	Freeman, Enrique	20	2
11	Hunter, Sammy	20	1

2021-22 REVIEW

	Overall	Home	Away	Neutral
2020-21 Record	24-10	12-3	5-5	1-2
2020-21 MAC Record	14-6	7-1	5-5	0-0
2020-21 Non-Conference	3-2	2-0	0-0	1-2

2022 Defensive Player of the Year - Enrique Freeman
2022 All-MAC Second Team - Enrique Freeman
2022 All-MAC Honorable Mention - Xavier Castaneda
2022 MAC All-Defensive Team - Enrique Freeman

MAC Finish - 3rd Overall - No. 4 Seed in Tournament
Mid-American Conference Tournament Results:
Quarterfinal Game: W - No. 3 Akron 74, No. 6 Bowling Green 67
Semifinal Game: L - No. 2 Buffalo 81, No. 3 Akron 81

- Akron claimed the 2022 Mid-American Conference Men's Basketball Tournament Championship and advanced to the 2022 NCAA Tournament for the fifth time in program history..Akron is 40-16 over the last three years in MAC play, owning the best winning percentage (.714) in the league.
- Akron team No. 121 finished the season with a 24-10 overall record and 14-6 record in league play. For the fifth time as a Division I program, the Zips competed in March Madness with an automatic qualifying bid to the NCAA Tournament as a No. 13 seed and played against the No. 4 seed UCLA Bruins in the First Round of the East Region at the Moda Center in Portland, Oregon on March 17, 2022.
- The Zips had three players earn 2022 All-MAC honors: Enrique Freeman who was named MAC Defensive Player of the Year, MAC Tournament MVP and Second Team All-MAC; Ali Ali was named second-team All-MAC; Xavier Castaneda was an honorable mention selection.
- Freeman ranked No. 1 in the nation in field goal percentage (.665) and landed in the NCAA Top 20 in six categories: No. 4 total rebounds (367), No. 6 rebounds per game (10.8), No. 8 double-doubles (18), No. 9 defensive rebounds per game (7.53) and No. 19 offensive rebounds per game (3.26). Freeman was one of 13 players in the NCAA to average a double-double in points (13.2) and rebounds (10.8). He led the MAC in 5-of-6 categories, ranking No. 2 in offensive rebounds per game.



Akron - 2022-23 Men's Basketball Ranking Summary thru games 01/26/2023

Statistic	National Rank	Conference Rank	Value	National Leader	Value	Conference Leader	Value
Assist/Turnover Ratio (352 ranked)	93	3	1.16	Virginia	1.78	Toledo	1.44
Assists Per Game (352 ranked)	206	7	13.0	Xavier	21.0	Buffalo	15.5
Bench Points per game (352 ranked)	280	11	15.95	Fla. Atlantic	38.38	Ohio	26.05
Blocks Per Game (352 ranked)	261	8	2.6	Utah Valley	6.5	Ball St.	4.4
Effective FG pct (352 ranked)	239	10	0.497	Cornell	0.581	Toledo	0.553
Fastbreak Points (352 ranked)	199	10	8.95	TCU	21.30	Buffalo	18.60
Field Goal Percentage (352 ranked)	293	11	42.1	Gonzaga	51.8	Toledo	48.5
Field Goal Percentage Defense (352 ranked)	66	2	41.3	Tennessee	33.9	Kent St.	39.5
Fouls Per Game (352 ranked)	88	1	15.7	Butler	12.9	Akron	15.7
Free Throw Attempts Per Game (352 ranked)	102	6	19.4	UTRGV	27.5	Ball St.	24.8
Free Throw Percentage (352 ranked)	152	8	72.2	Villanova	83.2	Miami (OH)	78.3
Free Throws Made Per Game (352 ranked)	95	6	14.0	UTRGV	19.2	Ball St.	16.9
Rebound Margin (352 ranked)	91	2	3.5	Purdue	11.1	Western Mich.	7.5
Rebounds (Defensive) Per Game (352 ranked)	92	4	26.25	Alabama	32.35	Buffalo	27.00
Rebounds (Offensive) Per Game (352 ranked)	148	8	10.60	Saint Peter's	14.65	Western Mich.	12.25
Rebounds Per Game (352 ranked)	101	6	36.85	Alabama	45.85	Ohio	38.90
Scoring Defense (352 ranked)	26	1	62.3	Tennessee	53.7	Akron	62.3
Scoring Margin (352 ranked)	55	2	8.9	Houston	21.2	Kent St.	11.7
Scoring Offense (352 ranked)	188	10	71.2	Gonzaga	86.5	Toledo	84.8
Steals Per Game (352 ranked)	194	8	6.4	Missouri	11.4	Kent St.	9.6
Three Point Attempts Per Game (352 ranked)	25	1	26.2	Chattanooga	31.0	Akron	26.2
Three Point Percentage (352 ranked)	236	10	33.0	Utah St.	42.1	Toledo	38.7
Three Point Percentage Defense (352 ranked)	169	3	33.3	Tennessee	21.6	Kent St.	31.4
Three Pointers Per Game (352 ranked)	54	1	8.6	Cornell	11.7	Akron	8.6
Turnover Margin (352 ranked)	64	3	2.2	UNLV	6.9	Kent St.	5.5
Turnovers Forced Per Game (352 ranked)	154	6	13.30	SFA	19.62	Kent St.	16.90
Turnovers Per Game (352 ranked)	35	2	11.2	Penn St.	8.7	Toledo	10.6
Winning Percentage (352 ranked)	65	2	70.0	Col. of Charleston	95.5	Kent St.	80.0

Statistic	Player	National Rank	Conference Rank	Value	National Leader	Value	Conference Leader	Value
Assist/Turnover Ratio (350 ranked)	Xavier Castaneda	197	5	1.63	Dalvin White, Chattanooga	4.00	RayJ Dennis, Toledo	3.03
Assists (349 ranked)					Yuri Collins, Saint Louis	202	RayJ Dennis, Toledo	118
Assists Per Game (349 ranked)	Xavier Castaneda	321	12	3.2	Yuri Collins, Saint Louis	10.6	RayJ Dennis, Toledo	5.9
Blocks (322 ranked)	Enrique Freeman	166	4	22	Jamarion Sharp, Western Ky.	84	Demarius Jacobs, Ball St.	31
Blocks Per Game (350 ranked)	Enrique Freeman	173	4	1.10	Jamarion Sharp, Western Ky.	4.20	Demarius Jacobs, Ball St.	1.55
Double Doubles (278 ranked)	Enrique Freeman	20	1	9	Joel Soriano, St. John's (NY)	17	Enrique Freeman, Akron	9
Field Goal Attempts (343 ranked)	Xavier Castaneda	243	12	237	Antoine Davis, Detroit Mercy	450	RayJ Dennis, Toledo	317
Field Goal Percentage (338 ranked)	Enrique Freeman	36	2	58.0	Max Fiedler, Rice	76.9	Dwight Wilson, Ohio	62.1
	Xavier Castaneda	300	16	40.9				
Field Goals (336 ranked)	Enrique Freeman	219	11	109	Taevion Kinsey, Marshall	192	RayJ Dennis, Toledo	142
Free Throw Attempts (338 ranked)	Xavier Castaneda	9	2	143	Drew Pember, UNC Asheville	188	Payton Sparks, Ball St.	149
	Enrique Freeman	123	4	101				
Free Throw Percentage (348 ranked)	Xavier Castaneda	151	7	81.8	Walter Clayton Jr., Iona	97.9	Samari Curtis, Bowling Green	92.5
Free Throws (344 ranked)	Xavier Castaneda	5	1	117	Drew Pember, UNC Asheville	158	Xavier Castaneda, Akron	117
	Enrique Freeman	228	9	65				
Minutes Per Game (349 ranked)	Xavier Castaneda	232	11	32:48	Daryl Banks III, St. Bonaventure	38:19	Sincere Carry, Kent St.	35:46
	Trendon Hankerson	237	12	32:44				
Points (344 ranked)	Xavier Castaneda	62	3	370	Antoine Davis, Detroit Mercy	554	Emoni Bates, Eastern Mich.	390
	Enrique Freeman	344	14	283				
Points Per Game (349 ranked)	Xavier Castaneda	18	1	20.6	Antoine Davis, Detroit Mercy	26.4	Xavier Castaneda, Akron	20.6
	Enrique Freeman	319	17	14.2				
Rebounds (345 ranked)	Enrique Freeman	12	1	212	Zach Edey, Purdue	259	Enrique Freeman, Akron	212
Rebounds (Defensive) Per Game (345 ranked)	Enrique Freeman	14	1	7.20	Dillon Jones, Weber St.	10.30	Enrique Freeman, Akron	7.20
Rebounds (Offensive) Per Game (348 ranked)	Enrique Freeman	25	2	3.40	Oscar Tshiebwe, Kentucky	5.67	Dwight Wilson, Ohio	3.58
Rebounds Per Game (350 ranked)	Enrique Freeman	10	1	10.6	Oscar Tshiebwe, Kentucky	13.9	Enrique Freeman, Akron	10.6
Steals (320 ranked)					Kellen Tynes, Maine	61	Malique Jacobs, Kent St.	55
Steals Per Game (338 ranked)					Kellen Tynes, Maine	3.05	Malique Jacobs, Kent St.	2.89
Three Point Attempts (338 ranked)	Xavier Castaneda	36	2	154	Darius McGhee, Liberty	240	Lamar Norman Jr., Western Mich.	157
	Trendon Hankerson	183	8	123				
Three Point Percentage (107 ranked)	Xavier Castaneda	68	3	38.3	Wheza Panzo, Stetson	49.1	Kaden Metheny, Bowling Green	43.8
Three Pointers Per Game (347 ranked)	Xavier Castaneda	15	1	3.28	Darius McGhee, Liberty	4.59	Xavier Castaneda, Akron	3.28
	Trendon Hankerson	210	10	2.15				
Total 3-point FGM (328 ranked)	Xavier Castaneda	40	1	59	Darius McGhee, Liberty	101	Xavier Castaneda, Akron	59
	Trendon Hankerson	218	9	43				
Triple Doubles (1 ranked)					19 players tied	1		



Official Basketball Box Score - Final
South Dakota St. at Akron
 11/07/22 James A. Rhodes Arena, Akron
 2022-23 Men's Basketball

Game Time: 7:00 PM
 Game Duration: 2:07
 Attendance: 2,157



Official Basketball Box Score - Final
Mississippi St. at Akron
 11/12/22 Wells Fargo Center, Philadelphia
 2022-23 Men's Basketball

Game Time: 7:50 PM
 Game Duration: 2:02
 Attendance: 5,213



South Dakota St. - 80 Record: 0-1

NO. Name	Min	FG		3P		FT		Rebounds		Fouls		TP	AS	TO	ST	Blocks		+/-
		M/A	M/A	M/A	M/A	OR	DR	PF	FD	BS	BA							
32 Matt Dentinger	F 23:24	6-8	0-1	3-4	1	5	6	5	3	15	0	1	0	3	0	0	-4	
42 William Kyle III	F 30:12	7-10	0-0	0-0	0	3	3	4	0	14	1	1	0	1	1	5		
2 Zeke Mayo	G 40:26	5-13	1-5	2-2	0	7	7	0	1	13	2	4	1	0	2	1		
30 Charlie Easley	G 34:31	3-9	0-4	5-6	3	4	7	2	6	11	1	0	0	0	1	-2		
34 Alex Ariens	G 39:15	4-8	0-1	4-5	0	4	4	1	5	12	6	4	1	0	0	-1		
1 Matt Mims	32:32	3-4	3-4	0-0	1	2	2	1	0	9	0	1	0	0	0	-1		
11 Matthew Mors	19:05	3-6	0-0	0-0	0	1	2	2	2	6	0	1	0	1	0	-3		
15 Tanner Te Slaa	05:35	0-1	0-0	0-0	0	2	2	0	0	1	0	0	0	0	0	0		
Team					0	3	3			0	1							
Totals		31-59	4-15	14-17	5	31	36	15	17	80	11	13	3	4	5	-1		

Technical Fouls: NONE

Mississippi St. - 73 Record: 2-0

NO. Name	Min	FG		3P		FT		Rebounds		Fouls		TP	AS	TO	ST	Blocks		+/-
		M/A	M/A	M/A	M/A	OR	DR	PF	FD	BS	BA							
0 D.J. Jeffries	F 26:12	5-11	2-3	1-2	0	2	2	2	2	15	1	0	0	0	0	0		
1 Tolu Smith	F 26:21	11-13	0-0	4-6	4	4	6	1	5	26	1	3	0	0	0	14		
4 Cameron Matthews	F 15:59	3-3	1-1	0-0	1	3	4	3	0	7	1	0	0	0	0	13		
2 Jamel Horton Jr.	G 18:11	1-4	1-1	0-0	0	4	4	2	1	3	0	1	1	0	1	-7		
11 Eric Reed, Jr.	G 17:10	1-3	1-2	0-0	0	0	0	3	1	3	4	0	0	0	0	1		
3 Shakeel Moore	23:52	3-7	0-2	0-1	0	6	6	3	2	6	2	3	4	0	0	22		
13 Will McNair Jr.	11:42	0-2	0-1	0-0	0	2	2	1	0	0	1	2	1	0	0	6		
10 Dashawn Davis	20:32	3-3	2-2	0-0	0	2	2	2	0	8	4	2	1	0	0	25		
14 Tyler Stevenson	22:04	0-3	0-0	2-2	1	5	6	2	2	2	3	2	1	0	0	7		
30 Shawn Jones, Jr.	10:49	1-3	0-1	1-2	3	2	5	1	2	3	0	1	1	0	0	7		
5 Kimani Hamilton	G 01:57	0-0	0-0	0-0	0	0	0	1	0	0	0	0	0	0	0	-1		
12 KaShawn Murphy	01:57	0-2	0-1	0-0	1	0	1	0	0	0	0	0	0	0	0	-1		
21 Mavious Russell	01:57	0-1	0-0	0-0	0	0	0	0	0	0	0	0	0	0	0	-1		
15 Justin Rumph	01:17	0-0	0-0	0-0	0	0	0	0	0	0	0	0	0	0	0	0		
Team					1	2	3			0	0							
Totals		29-55	7-14	8-13	11	32	43	21	15	73	17	14	9	0	1	19		

Technical Fouls: NONE

Akron - 81 Record: 1-0

NO. Name	Min	FG		3P		FT		Rebounds		Fouls		TP	AS	TO	ST	Blocks		+/-
		M/A	M/A	M/A	M/A	OR	DR	PF	FD	BS	BA							
11 Sammy Hunter	F 22:16	2-10	0-6	0-0	1	3	4	1	0	4	0	1	0	0	0	1	-1	
25 Enrique Freeman	F 34:07	10-15	0-0	3-4	5	9	14	4	4	23	6	3	0	1	1	4		
2 Greg Tribble	G 33:47	2-10	0-2	1-2	1	4	5	4	2	5	1	1	1	1	0	-1		
4 Trendon Hankerson	G 42:04	4-9	2-6	1-1	0	1	1	2	1	11	1	1	1	0	0	8		
13 Xavier Castaneda	G 41:22	9-14	8-12	5-5	0	1	1	0	7	31	7	2	2	0	0	0		
1 Garvin Clarke	22:21	0-5	0-3	0-0	1	3	4	2	1	0	0	1	0	1	1	-2		
34 Nate Johnson	25:09	3-4	1-2	0-0	0	2	2	2	0	7	1	0	1	0	0	-4		
0 Amani Lyles	03:54	0-1	0-0	0-0	0	0	0	0	2	0	0	0	0	0	0	1		
Team					1	0	1			0	0							
Totals		30-68	11-31	10-12	9	23	32	17	15	81	16	9	5	5	4	1		

Technical Fouls: NONE

Akron - 54 Record: 1-1

NO. Name	Min	FG		3P		FT		Rebounds		Fouls		TP	AS	TO	ST	Blocks		+/-
		M/A	M/A	M/A	M/A	OR	DR	PF	FD	BS	BA							
11 Sammy Hunter	F 23:40	2-8	1-5	0-1	0	3	3	1	1	5	0	0	0	0	0	0	-11	
25 Enrique Freeman	F 27:33	3-5	0-0	3-4	1	2	3	3	5	9	0	2	2	0	0	-12		
2 Greg Tribble	G 32:16	2-7	0-2	1-2	0	2	2	3	3	5	0	0	0	0	0	-14		
4 Trendon Hankerson	G 27:18	1-7	1-4	2-2	1	3	4	3	1	5	0	2	1	1	0	-15		
13 Xavier Castaneda	G 35:18	5-14	3-10	7-10	1	3	4	2	6	20	6	2	3	0	0	-19		
1 Garvin Clarke	22:35	2-5	1-4	3-5	2	1	3	2	5	8	4	2	1	0	0	-16		
34 Nate Johnson	18:51	0-2	0-2	0-0	0	1	1	1	0	0	0	0	0	0	0	-8		
0 Amani Lyles	04:10	0-0	0-0	0-0	0	0	0	0	0	0	0	0	0	0	0	0		
5 Tavari Johnson	05:43	0-0	0-0	0-0	0	0	0	0	0	0	0	0	0	0	0	-1		
3 Kobe Mitchell	01:57	1-1	0-0	0-0	0	0	0	0	0	2	0	0	1	0	0	1		
20 Evan Wilson	00:41	0-0	0-0	0-0	0	0	0	0	0	0	0	0	0	0	0	0		
Team					1	4	5			0	0							
Totals		16-49	6-27	16-24	6	19	25	15	21	54	13	9	8	1	0	-19		

Technical Fouls: NONE

	SDSU	AKRON
Biggest lead	8 (1st 6:32)	4 (2nd 11:36)
Best Scoring Run	8 (1st 10:14)	8 (2nd 11:36)
Lead Changes	9	
Times Tied	7	
Time with Lead	30:31	09:10

Points from	SDSU	AKRON
Turnovers	11	18
Paint	38	34
Second Chance	5	6
Fast Breaks	5	0
Bench	15	7

Period by Period Scoring	1st	2nd	OT	TOT
SDSU	41	29	10	80
AKRON	35	35	11	81

	Mis St	Akron
Biggest lead	20 (2nd 2:03)	1 (2nd 16:10)
Best Scoring Run	9 (2nd 8:29)	9 (2nd 16:10)
Lead Changes	2	
Times Tied	1	
Time with Lead	37:28	01:30

Points from	Mis St	Akron
Turnovers	13	6
Paint	40	20
Second Chance	10	8
Fast Breaks	5	7
Bench	19	10

Period by Period Scoring	1st	2nd	TOT
Mis St	35	38	73
Akron	27	27	54

Game Notes: BARSTOOL SPORTS INVITATIONAL - GAME 2 • BARSTOOL SPORTS INVITATIONAL MVP - Miss State Tolu Smith •



Official Basketball Box Score - Final
Morgan St. at Akron
 11/15/22 James A. Rhodes Arena, Akron, Ohio
 2022-23 Men's Basketball

Game Time: 7:00 PM
 Game Duration: 2:02
 Attendance: 1,759



Official Basketball Box Score - Final
Akron at Western Ky.
 11/21/22 John Gray Gymnasium, Georgetown Town, Cayman Islands
 2022-23 Men's Basketball

Game Time: 1:20 PM
 Game Duration: 1:50



Morgan St. - 59 Record: 1-3

NO. Name	Min	FG		3P		FT		Rebounds		Fouls		TP	AS	TO	ST	Blocks		+/-
		M/A	M/A	M/A	M/A	OR	DR	PF	FD	BS	BA							
1 Khalil Turner	F 21:21	1-7	1-2	0-0	0	4	4	5	0	3	1	1	2	1	2	2	2	
5 Lewis Djonkam	F 23:26	3-7	0-0	0-0	2	0	2	3	1	6	1	2	1	1	0	-5		
2 Isaiah Burke	G 31:06	4-8	2-3	2	0	2	4	2	18	2	5	0	1	1	1	3		
11 Malik Miller	G 29:45	5-9	0-3	0-1	1	7	8	3	3	10	3	1	1	1	0	-5		
23 David McCullough	G 22:47	3-6	1-1	0-0	1	6	7	2	0	7	2	1	0	3	2	7		
0 Kamron Hobbs	19:55	2-5	0-0	3-3	1	2	1	2	7	2	3	0	0	0	0	-13		
10 Will Thomas	11:27	1-6	0-0	0-0	0	0	0	1	2	2	1	0	0	0	0	-12		
21 Collin Nnamene	16:34	0-3	0-0	0-0	1	3	4	0	0	2	1	0	0	2	0	-1		
3 Rob Lawson	11:28	1-3	0-1	0-0	2	0	2	2	1	2	0	0	0	0	0	-2		
12 Tobi Fagbenle	07:46	1-2	0-0	0-0	2	3	5	0	1	2	0	0	0	1	1	-5		
24 Kevon Wiggins	04:25	1-2	0-0	0-0	0	2	3	0	0	2	0	0	0	0	0	-6		
Team					4	2	6			0	0							
Totals		24-64	6-15	5-7	17	26	43	27	11	59	14	15	4	10	7	-6		

Technical Fouls: NONE



Official Basketball Box Score - Final
LSU at Akron
 11/23/22 John Gray Gymnasium, George Town, Cayman Islands
 2022-23 Men's Basketball

Game Time: 1:30 PM
 Game Duration: 2:04



Official Basketball Box Score - Final
Akron at Nevada
 11/23/22 John Gray Gymnasium, George Town, Cayman Islands
 2022-23 Men's Basketball

Game Time: 5:00 PM
 Game Duration: 2:09

Officials: John Gaffney, Doug Shows, Matt Potter

Officials: John Gaffney, Randy McCall, Pat Adams

NO.	Name	Min	FG		3P		FT		Rebounds		Fouls		TP	AS	TO	ST	Blocks			+/-	
			M-A	M-A	M-A	M-A	OR	DR	PF	FD	BS	BA					BB				
5	Mwani Wilkinson	F 10:13	1-1	0-0	0-0	1	1	2	3	0	2	1	0	0	0	0	0	0	0	0	9
12	KJ Williams	F 30:59	6-13	2-4	5-6	2	3	5	3	4	19	0	0	0	3	1	0	0	0	16	
13	Jalen Reed	F 19:21	1-3	1-1	0-0	0	4	4	0	1	3	1	0	0	0	0	0	0	0	6	
3	Justice Hill	G 25:43	5-11	0-3	4-4	0	2	2	2	2	14	3	0	0	0	0	1	4	0	1	
44	Adam Miller	G 38:37	9-15	5-9	0-0	0	2	2	4	0	23	2	6	0	0	0	0	0	16		
20	Derek Fountain	G 20:39	2-3	0-0	1-1	2	1	3	4	1	5	1	1	1	1	2	0	0	9		
0	Trae Hannibal	G 22:57	0-1	0-0	0-0	0	5	5	2	1	0	0	0	0	0	0	0	0	8		
1	Cam Hayes	G 16:31	1-3	1-1	4-5	0	1	1	2	4	7	3	1	1	0	0	0	0	5		
4	Kendal Coleman	G 09:01	0-1	0-0	0-0	0	0	0	3	0	0	0	0	1	0	0	0	0	1		
15	Tyrell Ward	G 05:59	0-1	0-1	0-0	0	1	1	0	0	0	0	0	1	0	0	0	0	1		
Team						3	3	6			0	0	1								
Totals		25:52	9-19	14-16	8	23	31	23	13	14	10	9	3	1	5						

Technical Fouls: Miller 1st 10:04 Hill 2nd 14:54 Fountain 2nd 22:42

Shooting By Period	
1 st FG%	9-24 37.5%
3PT%	5-9 55.6%
FT%	10-11 90.9%
2 nd FG%	16-28 57.1%
3PT%	4-10 40.0%
FT%	4-5 80%
GM FG%	25-52 48.1%
3PT%	9-19 47.4%
FT%	14-16 87.5%

Dead Ball Rebounds: 3, 0

NO.	Name	Min	FG		3P		FT		Rebounds		Fouls		TP	AS	TO	ST	Blocks			+/-
			M-A	M-A	M-A	M-A	OR	DR	PF	FD	BS	BA					BB			
11	Sammy Hunter	F 11:45	0-4	0-2	0-0	0	0	0	1	0	0	0	0	0	0	0	0	0	0	0
25	Enrique Freeman	F 35:27	4-11	0-0	1-3	2	7	9	3	6	9	2	2	0	1	2	4	0	0	5
2	Greg Tribble	G 26:32	3-4	0-1	1-1	1	1	2	3	3	7	1	4	1	0	0	0	0	0	6
4	Trendon Hankerson	G 37:04	3-7	2-5	0-0	0	7	7	3	1	8	0	2	0	0	0	0	0	11	
13	Xavier Castaneda	G 31:01	2-10	2-9	5-7	0	3	3	2	4	11	1	1	0	0	0	0	0	5	
1	Garvin Clarke	G 07:58	0-1	0-0	0-0	0	2	2	0	0	0	0	0	0	0	0	0	0	1	
3	Kobe Mitchell	G 03:49	0-1	0-1	0-0	0	0	0	0	0	0	0	0	0	0	0	0	0	0	
34	Nate Johnson	G 19:18	1-3	0-1	0-0	0	3	3	4	0	2	0	1	2	0	0	0	0	0	
5	Tavari Johnson	G 26:26	9-10	3-3	0-0	0	3	3	3	0	21	4	3	2	0	1	8	0	1	
8	Amani Lyles	G 00:40	0-0	0-0	0-0	0	0	0	0	0	0	0	0	0	0	0	0	0	2	
Team						3	1	4			0	0	1							
Totals		22:51	7-22	7-11	6	27	33	19	14	58	8	14	8	1	3	4				

Technical Fouls: NONE

Shooting By Period	
1 st FG%	10-26 38.5%
3PT%	1-10 10.0%
FT%	3-4 75%
2 nd FG%	12-25 48.0%
3PT%	6-12 50.0%
FT%	4-7 57.1%
GM FG%	22-51 43.1%
3PT%	7-22 31.8%
FT%	7-11 63.6%

Dead Ball Rebounds: 4, 0

NO.	Name	Min	FG		3P		FT		Rebounds		Fouls		TP	AS	TO	ST	Blocks			+/-
			M-A	M-A	M-A	M-A	OR	DR	PF	FD	BS	BA					BB			
11	Sammy Hunter	F 27:09	4-14	3-11	2-2	1	0	1	0	1	13	0	0	1	0	0	0	0	0	-6
25	Enrique Freeman	F 34:00	1-6	0-0	1-4	5	5	10	1	6	3	2	1	0	1	1	1	1	-11	
2	Greg Tribble	G 29:44	0-3	0-0	3-4	1	3	4	5	3	0	3	0	0	0	1	0	0	-8	
4	Trendon Hankerson	G 22:11	0-2	0-1	2-2	1	2	4	1	2	1	1	0	0	0	0	0	0	-8	
13	Xavier Castaneda	G 36:06	6-16	4-9	12-16	1	5	6	0	6	28	4	3	1	0	0	0	0	-3	
1	Garvin Clarke	G 17:03	1-6	0-3	0-0	1	0	1	1	1	2	1	1	0	0	0	0	0	-20	
34	Nate Johnson	G 20:20	0-2	0-0	0-0	5	2	7	0	0	0	0	0	2	0	0	1	0	-10	
0	Amani Lyles	G 02:34	1-2	0-0	0-0	0	0	0	0	0	2	0	0	0	0	0	0	0	-9	
5	Tavari Johnson	G 10:53	1-3	1-1	2-2	0	0	0	0	3	1	5	0	2	2	0	0	0	0	
Team						4	1	5			0	0	1							
Totals		14:54	8-25	22-30	19	17	36	14	21	58	8	14	4	1	3	15				

Technical Fouls: Hankerson 1st 10:04

Shooting By Period	
1 st FG%	9-29 31.0%
3PT%	5-16 31.3%
FT%	12-15 80%
2 nd FG%	5-25 20.0%
3PT%	3-9 33.3%
FT%	10-15 66.7%
GM FG%	14-54 25.9%
3PT%	8-25 32.0%
FT%	22-30 73.3%

Dead Ball Rebounds: 6, 1

NO.	Name	Min	FG		3P		FT		Rebounds		Fouls		TP	AS	TO	ST	Blocks			+/-
			M-A	M-A	M-A	M-A	OR	DR	PF	FD	BS	BA					BB			
5	Darrion Williams	F 36:58	1-6	1-3	3-3	3	7	10	2	2	6	4	0	2	0	0	0	0	0	7
14	Tre Coleman	F 32:35	2-5	1-2	0-0	2	2	4	3	1	5	2	0	0	0	0	0	0	11	
50	Will Baker	C 31:19	8-14	1-1	3-4	2	4	6	1	3	20	2	3	1	1	0	1	0	10	
2	Jarod Lucas	G 32:51	5-15	4-9	2-2	0	1	1	1	3	16	1	1	0	0	1	0	0	10	
45	Kenan Blackshear	G 31:08	3-7	1-2	3-4	0	5	5	2	10	10	4	2	0	0	0	0	0	7	
11	Nick Davidson	G 16:29	1-5	1-3	0-0	0	2	2	3	0	3	0	2	0	0	0	0	0	-3	
3	Trey Pettigrew	G 10:30	1-4	0-0	0-0	1	2	1	2	1	0	2	0	1	0	2	0	0	-9	
1	Tyler Powell	G 08:10	0-1	0-1	0-0	0	0	0	0	1	0	0	0	0	0	0	0	0	-13	
Team						2	1	3			0	0	0	0	0	0	0	0		
Totals		21:57	9-21	11-13	10	23	33	14	19	62	13	9	3	1	4					

Technical Fouls: NONE

Shooting By Period	
1 st FG%	7-27 25.9%
3PT%	1-8 12.5%
FT%	5-6 83.3%
2 nd FG%	14-30 46.7%
3PT%	8-13 61.5%
FT%	6-7 85.7%
GM FG%	21-57 36.8%
3PT%	9-21 42.9%
FT%	11-13 84.6%

Dead Ball Rebounds: 1, 0

LSU		AKR	
Biggest lead	15 (2 nd 2:19)	8 (1 st 4:21)	
Best Scoring Run	6 (1 st 14:25)	8 (1 st 7:53)	
Lead Changes	6	5	
Times Tied	5	5	
Time with Lead	25:58	09:54	

Points from Turnovers		LSU		AKR	
1st	13	14			
2nd	22	10			
TOT	35	24			

Period by Period Scoring			
1st	33	40	73
2nd	35	23	58
TOT	68	63	131

AKR		NEV	
Biggest lead	8 (1 st 2:20)	7 (1 st 16:10)	
Best Scoring Run	7 (1 st 11:02)	8 (2 nd 16:37)	
Lead Changes	6	6	
Times Tied	4	5	
Time with Lead	26:10	10:37	

Points from Turnovers		AKR		NEV	
1st	24	18			
2nd	8	6			
TOT	32	24			

Period by Period Scoring			
1st	24	34	58
2nd	20	42	62
TOT	44	76	120



Official Basketball Box Score - Final
Akron at Marshall
 11/30/22 Gam Henderson Center, Huntington
 2022-23 Men's Basketball

Game Time: 7:30 PM
 Game Duration: 1:43
 Attendance: 4,012



Official Basketball Box Score - Final
Jackson St. at Akron
 12/11/22 James A. Rhodes Arena, Akron
 2022-23 Men's Basketball

Game Time: 2:00 PM
 Game Duration: 1:56
 Attendance: 1,385



Official Basketball Box Score - Final
Wright St. at Akron
 12/11/22 James A. Rhodes Arena, Akron
 2022-23 Men's Basketball

Game Time: 7:00 PM
 Game Duration: 1:48
 Attendance: 1,398

Officials: Bill Ek, Frank Spencer, Scott Sivley

Jackson St. - 72

Record: 1-8

NO.	Name	Min	FG		3P		FT		Rebounds		Fouls		TP	AS	TO	ST	Blocks		+/-	
			M	A	M	A	M	A	OR	DR	PF	FD					BS	BA		
1	Zeke Cook	F 21:02	3-7	0-0	1-2	2-3	5-5	7-7	1-0	0-0	0-0	0-0	0-0	0-0	0-0	0-0	0-0	0-0	0-0	-6
3	Trace Young	F 25:49	2-3	0-0	3-3	1-4	5-5	3-2	7-7	1-3	0-0	0-0	0-0	0-0	0-0	0-0	0-0	0-0	0-0	-9
13	Romelle Mansel	F 27:16	3-6	0-0	0-0	1-1	2-3	0-0	6-3	0-0	0-0	1-0	0-0	0-0	0-0	0-0	0-0	0-0	0-0	0
2	Ken Evans	G 33:20	4-13	0-1	0-0	2-2	4-4	3-1	8-6	2-4	0-2	1-2	0-0	0-0	0-0	0-0	0-0	0-0	0-0	-12
4	Collie Young	G 21:55	3-6	2-5	1-1	0-3	3-3	1-1	9-1	1-1	1-0	0-0	0-0	0-0	0-0	0-0	0-0	0-0	0-0	-2
31	Jamarcus Jones	26:29	8-10	0-0	0-0	2-2	1-1	1-1	16-0	0-0	0-0	0-0	0-0	0-0	0-0	0-0	0-0	0-0	0-0	-5
5	Keveon Hunt	12:40	5-8	0-1	0-0	0-1	1-1	1-0	10-1	2-1	0-0	0-0	0-0	0-0	0-0	0-0	0-0	0-0	0-0	-3
10	Chase Adams	25:55	4-9	1-2	0-0	1-3	4-3	0-0	9-1	3-0	0-0	1-1	0-0	0-0	0-0	0-0	0-0	0-0	0-0	-12
32	Treyon Johnson	05:34	0-1	0-0	0-0	0-0	0-0	0-0	0-0	0-0	0-0	0-0	0-0	0-0	0-0	0-0	0-0	0-0	0-0	-16
Team																				
Totals			32-63	3-9	5-7	10-20	30-20	10-20	72	14	13	6	1	4	1	4	1	13		

Technical Fouls: NONE

Shooting By Period		
1st FG%	13-30	43.3%
3PT%	0-4	0.0%
FT%	0-0	0%
2nd FG%	19-33	57.6%
3PT%	3-5	60.0%
FT%	5-7	71.4%
GM FG%	32-63	50.8%
3PT%	3-9	33.3%
FT%	5-7	71.4%

Dead Ball Rebounds: 1, 0

Wright St. - 54

Record: 5-6

NO.	Name	Min	FG		3P		FT		Rebounds		Fouls		TP	AS	TO	ST	Blocks		+/-	
			M	A	M	A	M	A	OR	DR	PF	FD					BS	BA		
14	Brandon Noel	F 23:59	3-8	0-1	1-2	0-2	2-2	2-2	7-0	2-0	0-0	0-0	0-0	0-0	0-0	0-0	0-0	0-0	0-0	-24
12	AJ Braun	C 30:35	6-9	0-0	0-1	3-6	9-3	5-12	1-5	0-0	1-0	0-0	0-0	0-0	0-0	0-0	0-0	0-0	0-0	0
0	Amari Davis	G 25:26	1-9	0-1	0-0	0-4	4-4	3-2	1-2	0-0	1-0	0-0	0-0	0-0	0-0	0-0	0-0	0-0	0-0	-6
4	Keaton Norris	C 21:25	0-6	0-2	0-0	0-3	2-1	0-0	1-1	1-3	0-0	0-0	0-0	0-0	0-0	0-0	0-0	0-0	0-0	-10
24	Tim Finke	G 38:32	4-8	1-1	2-2	3-6	9-9	2-11	6-2	2-0	2-0	0-0	0-0	0-0	0-0	0-0	0-0	0-0	0-0	-2
1	Trey Calvin	G 26:38	7-14	1-2	1-1	1-2	3-3	2-16	0-2	0-0	0-0	0-0	0-0	0-0	0-0	0-0	0-0	0-0	0-0	-12
3	Alex Huijbregtse	22:37	0-5	0-2	1-2	0-0	0-0	1-2	1-1	0-0	0-0	0-0	0-0	0-0	0-0	0-0	0-0	0-0	0-0	-3
52	Blake Sisley	03:13	0-0	0-0	0-0	0-0	0-0	0-0	0-0	0-0	0-0	0-0	0-0	0-0	0-0	0-0	0-0	0-0	0-0	-3
22	Andrew Welage	07:35	2-4	1-1	0-0	1-1	2-2	0-0	5-0	0-0	0-0	0-0	0-0	0-0	0-0	0-0	0-0	0-0	0-0	-10
Team																				
Totals			23-63	3-10	5-8	11-28	39-17	16-54	10	14	3	4	2	1	2	1	2	13		

Technical Fouls: NONE

Shooting By Period		
1st FG%	12-31	38.7%
3PT%	2-4	50.0%
FT%	4-5	80%
2nd FG%	11-32	34.4%
3PT%	1-6	16.7%
FT%	1-3	33.3%
GM FG%	23-63	36.5%
3PT%	3-10	30.0%
FT%	5-8	62.5%

Dead Ball Rebounds: 1, 0

Akron - 85

Record: 5-4

NO.	Name	Min	FG		3P		FT		Rebounds		Fouls		TP	AS	TO	ST	Blocks		+/-	
			M	A	M	A	M	A	OR	DR	PF	FD					BS	BA		
25	Enrique Freeman	F 33:48	7-7	0-0	3-4	1-8	9-9	0-7	17-5	0-1	3-0	0-0	0-0	0-0	0-0	0-0	0-0	0-0	0-0	12
2	Greg Tribble	G 28:18	6-10	0-1	0-0	1-3	4-2	2-2	12-5	1-1	2-0	0-0	0-0	0-0	0-0	0-0	0-0	0-0	0-0	3
4	Trendon Hankerson	G 38:05	5-9	5-7	2-2	0-1	1-1	1-1	17-2	1-0	1-0	0-0	0-0	0-0	0-0	0-0	0-0	0-0	0-0	10
5	Tavari Johnson	G 24:08	2-5	2-5	0-0	0-1	1-1	4-1	6-2	5-1	0-0	0-0	0-0	0-0	0-0	0-0	0-0	0-0	0-0	-1
13	Xavier Castaneda	G 30:20	5-8	2-4	1-13	1-3	4-0	8-8	23-2	1-1	1-0	0-0	0-0	0-0	0-0	0-0	0-0	0-0	0-0	15
3	Kobe Mitchell	17:59	2-5	2-5	0-0	0-2	2-1	0-0	6-0	0-0	0-0	0-0	0-0	0-0	0-0	0-0	0-0	0-0	0-0	3
11	Sammy Hunter	15:54	1-5	0-4	2-2	2-1	3-2	1-4	2-0	0-0	0-0	0-0	0-0	0-0	0-0	0-0	0-0	0-0	0-0	17
34	Nate Johnson	11:28	0-3	0-2	0-0	0-1	1-0	0-0	0-1	1-1	0-0	0-0	0-0	0-0	0-0	0-0	0-0	0-0	0-0	6
Team																				
Totals			28-52	11-28	18-21	5-22	27-10	20-20	85	19	10	7	4	1	13					

Technical Fouls: NONE

Shooting By Period		
1st FG%	18-28	64.3%
3PT%	8-14	57.1%
FT%	10-12	83.3%
2nd FG%	10-24	41.7%
3PT%	3-14	21.4%
FT%	9-9	88.9%
GM FG%	28-52	53.8%
3PT%	11-28	39.3%
FT%	18-21	85.7%

Dead Ball Rebounds: 2, 0

Akron - 66

Record: 6-4

NO.	Name	Min	FG		3P		FT		Rebounds		Fouls		TP	AS	TO	ST	Blocks		+/-	
			M	A	M	A	M	A	OR	DR	PF	FD					BS	BA		
25	Enrique Freeman	F 24:04	4-0	0-0	0-0	5-10	15-4	3-8	2-3	0-0	0-0	0-0	0-0	0-0	0-0	0-0	0-0	0-0	0-0	15
2	Greg Tribble	G 29:37	3-7	0-0	0-0	2-1	3-1	1-6	0-0	1-0	0-0	0-0	0-0	0-0	0-0	0-0	0-0	0-0	0-0	4
4	Trendon Hankerson	G 34:52	2-9	1-7	1-2	0-5	5-3	2-6	4-0	2-0	0-0	0-0	0-0	0-0	0-0	0-0	0-0	0-0	0-0	11
5	Tavari Johnson	G 27:33	6-14	0-3	2-4	1-1	2-2	14-1	1-4	1-4	0-0	0-0	0-0	0-0	0-0	0-0	0-0	0-0	0-0	13
13	Xavier Castaneda	G 34:12	5-10	2-6	7-8	0-6	6-1	7-19	3-2	0-0	0-0	0-0	0-0	0-0	0-0	0-0	0-0	0-0	0-0	13
3	Kobe Mitchell	18:05	0-4	0-4	0-0	0-0	0-0	1-1	0-0	0-0	0-0	0-0	0-0	0-0	0-0	0-0	0-0	0-0	0-0	13
11	Sammy Hunter	16:35	5-8	3-6	0-0	4-4	2-0	13-0	0-0	1-1	0-0	0-0	0-0	0-0	0-0	0-0	0-0	0-0	0-0	6
34	Nate Johnson	12:38	0-1	0-0	0-0	0-3	3-0	0-0	0-0	1-2	0-0	0-0	0-0	0-0	0-0	0-0	0-0	0-0	0-0	6
0	Amari Lyles	02:24	0-0	0-0	0-0	1-0	1-2	1-0	0-0	0-0	0-0	0-0	0-0	0-0	0-0	0-0	0-0	0-0	0-0	-1
Team																				
Totals			25-62	6-26	10-14	11-31	42-16	17-66	11	12	10	2	4	1	2	4	1	12		

Technical Fouls: NONE

Shooting By Period		
1st FG%	11-34	32.4%
3PT%	5-21	23.8%
FT%	1-2	50%
2nd FG%	14-28	50.0%
3PT%	1-5	20.0%
FT%	9-12	75%
GM FG%	25-62	40.3%
3PT%	6-26	23.1%
FT%	10-14	71.4%

Dead Ball Rebounds: 2, 0

	JSU	Akron
Biggest lead	0 (1st 20:00)	30 (2nd 18:37)
Best Scoring Run	11 (2nd 11:23)	17 (1st 11:57)
Lead Changes	0	
Times Tied	1	
Time with Lead	00:00	39:04

Points from		JSU	Akron
Turnovers		14	23
Paint		48	30
Second Chance		9	6
Fast Breaks		7	2



Official Basketball Box Score - Final
Akron at Central Mich.
 01/17/23 McGuffey Arena, Mount Pleasant
 2022-23 Men's Basketball

Game Time: 7:00 PM
 Game Duration: 1:57
 Attendance: 1,509



Official Basketball Box Score - Final
Akron at Western Michigan
 01/21/23 Read Fieldhouse, University Arena, Kalamazoo, Mich.
 2022-23 Men's Basketball

Game Time: 2:00 PM
 Game Duration: 1:59
 Attendance: 2,288

Officials: D.J. Carstensen, Todd Van Sossan, Ed Phillips

Officials: Lamont Simpson, Matt Morales, Dan Doran

Akron - 69

Record: 12-6 (4-1)

NO.	Name	Min	FG		3P		FT		Rebounds		Fouls		TP	AS	TO	ST	Blocks		+/-	
			M-A	M-A	M-A	M-A	OR	DR	TOT	PF	FD	BS					BA			
11	Sammy Hunter	F 16:24	4-5	2-3	2-4	0	2	2	3	3	12	1	0	0	0	0	0	0	0	14
25	Enrique Freeman	F 22:52	2-4	0-0	4-6	2	7	9	5	5	8	0	2	1	1	1	1	1	17	
2	Greg Tribble	G 32:27	4-9	0-1	2-2	0	1	1	1	1	10	1	1	1	0	0	3	14		
4	Trendon Hankerson	G 35:03	4-10	3-8	0-0	1	4	5	2	0	11	1	1	0	0	0	0	28		
13	Xavier Castaneda	G 31:30	3-7	1-4	6-9	0	4	4	3	4	13	5	2	1	0	0	0	22		
34	Nate Johnson	21:28	2-5	1-4	0-0	1	2	3	0	2	5	1	2	3	0	0	0	17		
5	Tavari Johnson	14:45	0-5	0-2	0-0	0	3	3	1	0	0	3	1	1	0	0	0	10		
3	Kobe Mitchell	06:43	0-2	0-2	0-0	0	0	0	0	0	0	0	0	0	0	0	0	-4		
11	Garvin Clarke	06:11	1-3	1-2	0-0	1	0	1	0	0	3	0	0	0	0	0	0	-11		
0	Amani Lyles	09:47	3-4	0-0	1-1	1	2	3	2	2	7	0	0	0	0	1	0	-7		
12	Pat Mayfield	01:25	0-0	0-0	0-0	0	0	0	0	0	0	0	0	0	0	0	0	-5		
20	Evan Wilson	01:25	0-1	0-0	0-0	0	0	0	0	0	0	0	0	0	0	0	0	-5		
Team									3	3	6	0	0	1						
Totals			23:55	8:26	15:22	9	28	37	19	18	69	13	10	7	2	5	18			

Technical Fouls: NONE

Central Mich. - 51

Record: 7-11 (2-3)

NO.	Name	Min	FG		3P		FT		Rebounds		Fouls		TP	AS	TO	ST	Blocks		+/-
			M-A	M-A	M-A	M-A	OR	DR	TOT	PF	FD	BS					BA		
4	Carrington McCaskill	F 26:50	3-9	0-1	2-3	1	3	4	4	3	8	0	3	1	3	1	1	-5	
22	Nicolas Pavrette	C 15:43	0-1	0-0	0-1	1	4	5	0	2	0	0	0	0	1	0	0	-9	
0	Brian Taylor	G 34:33	2-9	0-2	0-0	2	5	7	2	1	4	3	1	0	0	0	0	-18	
1	Reggie Bass	G 19:32	0-4	0-0	0-0	1	0	1	5	0	0	4	2	0	1	0	-11		
3	Jesse Zarzuela	G 40:00	6-14	5-9	3-6	0	4	1	6	20	2	3	1	0	0	0	0	-18	
12	Miroslav Staff	08:45	2-2	0-0	4-4	0	2	2	3	2	8	0	2	0	0	0	0	-1	
44	Max Majerle	26:16	1-2	1-2	2-2	0	3	3	2	1	5	0	2	0	0	0	0	-7	
11	Ola Ajiboye	12:12	0-0	0-0	1	1	2	0	0	0	0	0	0	0	0	0	0	-10	
15	Markus Harding	16:09	2-6	2-4	0-0	0	2	2	1	1	6	0	2	0	0	0	0	-13	
Team									1	1	2	0	0	3					
Totals			16:47	8:20	11:16	7	25	32	20	19	51	9	18	3	5	2	-18		

Technical Fouls: Bench 1st 1.39Coach 2nd 6:18

	AKR	CMU
Biggest lead	27 (2 nd 4:52)	7 (1 st 18:02)
Best Scoring Run	11 (2 nd 16:46)	9 (2 nd 0:22)
Lead Changes	1	
Times Tied	3	
Time with Lead	31:54	06:12

Points from	AKR		CMU	
	1st	2nd	TOT	TOT
Turnovers	13	13		
Paint	26	16		
Second Chance	10	2		
Fast Breaks	15	10		
Bench	15	19		

Shooting By Period		
1 st FG%	13-25	52.0%
3PT%	2-9	22.2%
FT%	8-11	72.7%
2 nd FG%	10-30	33.3%
3PT%	6-17	35.3%
FT%	7-11	63.6%
GM FG%	23-55	41.8%
3PT%	8-26	30.8%
FT%	15-22	68.2%

Dead Ball Rebounds: 3, 0

Akron - 63

Record: 13-6 (5-1)

NO.	Name	Min	FG		3P		FT		Rebounds		Fouls		TP	AS	TO	ST	Blocks		+/-
			M-A	M-A	M-A	M-A	OR	DR	TOT	PF	FD	BS					BA		
11	Sammy Hunter	F 27:56	2-9	2-8	2-3	0	3	3	5	1	8	0	0	0	0	0	0	0	2
25	Enrique Freeman	F 36:00	3-7	0-0	0-0	4	7	11	2	5	6	2	0	1	3	1	1	11	
2	Greg Tribble	G 36:32	4-7	0-0	1-2	0	2	2	1	4	9	4	0	1	0	1	3		
4	Trendon Hankerson	G 34:28	2-11	1-9	0-0	0	6	6	3	1	5	2	2	2	0	0	11		
13	Xavier Castaneda	G 36:44	11-25	4-16	6-7	2	5	7	4	7	32	1	1	3	0	1	9		
34	Nate Johnson	11:01	1-2	1-1	0-0	0	0	0	0	1	3	0	0	0	0	0	0	6	
0	Amani Lyles	03:20	0-0	0-0	0-0	0	0	0	0	0	0	0	0	0	0	0	0	-1	
5	Tavari Johnson	13:59	0-2	0-1	0-0	0	0	0	0	2	0	0	0	0	1	0	0	-1	
Team									1	1	2	0	0	0					
Totals			23:63	8:35	9:12	7	24	31	16	19	63	9	3	8	5	3	8		

Technical Fouls: NONE

Western Michigan - 55

Record: 6-13 (2-4)

NO.	Name	Min	FG		3P		FT		Rebounds		Fouls		TP	AS	TO	ST	Blocks		+/-
			M-A	M-A	M-A	M-A	OR	DR	TOT	PF	FD	BS					BA		
0	Markeese Hastings	F 38:43	7-16	1-5	3-5	2	8	10	1	3	18	2	2	1	1	1	1	-5	
22	Titus Wright	G 26:36	2-5	0-0	0-0	1	5	6	0	3	4	0	1	0	0	1	4		
2	Tray Maddox Jr.	G 25:23	2-8	0-2	1-2	0	6	6	4	1	5	2	2	0	1	1	-4		
11	Lamar Norman Jr.	G 29:40	2-8	1-6	1-2	0	5	5	3	3	6	4	0	0	0	0	-5		
51	Jefferson Monegro	G 27:27	3-6	0-1	2-2	0	1	1	3	3	8	5	1	0	1	2	-24		
4	JaVaughn Hannah	24:49	2-8	2-4	0-0	0	3	3	1	0	6	0	2	0	0	1	-24		
23	Tafari Simms	03:20	0-0	0-0	0-0	1	0	1	2	1	0	0	0	0	0	0	-7		
12	Seth Hubbard	13:15	2-3	1-2	1-1	2	3	3	1	1	6	0	0	0	0	0	5		
20	Owen Lobsinger	10:47	1-1	0-0	0-0	2	0	0	2	1	2	0	0	0	1	1	0	-6	
Team									3	6	9	0	0	1					
Totals			21:55	5:20	8:12	12	35	47	19	16	55	15	15	2	3	5	-8		

Technical Fouls: NONE

	UA	WMU
Biggest lead	9 (1 st 7:34)	5 (2 nd 17:30)
Best Scoring Run	7 (1 st 14:16)	8 (1 st 4:07)
Lead Changes	8	
Times Tied	6	
Time with Lead	24:51	08:33

Points from	UA		WMU	
	1st	2nd	TOT	TOT
Turnovers	16	2		
Paint	22	30		
Second Chance	9	11		
Fast Breaks	11	13		
Bench	3	14		



Official Basketball Box Score - Final
Miami (OH) at Akron
 01/24/23 James A. Rhodes Arena, Akron
 2022-23 Men's Basketball

Game Time: 7:00 PM
 Game Duration: 2:11
 Attendance: 1,020

Officials: Bill El, Rusty Philips, Geoff Vepicky

Miami (OH) - 68

Record: 7-13 (1-6)

NO.	Name	Min	FG		3P		FT		Rebounds		Fouls		TP	AS	TO	ST	Blocks		+/-
			M-A	M-A	M-A	M-A	OR	DR	TOT	PF	FD	BS					BA		
45	Anderson Mirambeaux	F 33:17	4-7	0-1	4-6	2	6	8	3	6	12	4	1	0	0	2	-2		
2	Mekhi Lairy	G 36:01	6-14	2-5	2-3	0	1	1	2	6	16	3	2	2	0	1	-3		
3	Julian Lewis	G 19:55	2-3	0-1	0-0	0	1	1	5	0	4	1	0	0	0	0	5		
13	Ryan Mabrey	G 24:59	1-1	1-1	0-0	0	2	2	3	0	3	0	0	0	0	0	-2		
22	Morgan Safford	G 29:56	5-10	0-2	3-5	1	4	5	4	3	13	0	3	0	0	0	-7		
11	Billy Smith	19:41	2-4	1-3	1-2	0	0	0	1	1	6	1	1	2	0	0	2		
1	Kamari Williams	24:09	3-5	2-3	4-4	3	2	5	1	12	1	1	0	0	0	0	-11		
21	Jaquel Morris	06:43	1-1	0-0	0-0	0	0	0	3	2	2								



2022-23 Akron Men's Basketball Combined Team Statistics All games

Page 1/1
as of Jan 25, 2023

Game Records

Record	Overall	Home	Away	Neutral
ALL GAMES	14-6	10-0	3-3	1-3
CONFERENCE	6-1	3-0	3-1	0-0
NON-CONFERENCE	8-5	7-0	0-2	1-3

Score by Periods

Team	1st	2nd	OT	TOT
Akron	673	740	11	1424
Opponents	581	655	10	1246

Team Box Score

No.	Player				Total		3-Point		F-Throw		Rebounds											
		GP-GS	MIN	AVG	FG-FGA	FG%	3FG-3FGA	3FG%	FT-FTA	FT%	OFF	DEF	TOT	AVG	PF	DQ	A	TO	BLK	STL	PTS	AVG
13	CASTANEDA, Xavier	18-18	590:22	32.8	97-237	.409	59-154	.383	117-143	.818	12	69	81	4.5	23	0	57	35	1	20	370	20.6
25	FREEMAN, Enrique	20-20	590:29	29.5	109-188	.580	0-2	.000	65-101	.644	68	144	212	10.6	48	2	39	43	22	16	283	14.2
4	HANKERSON, Trendon	20-20	654:40	32.7	58-164	.354	43-123	.350	18-24	.750	9	84	93	4.7	40	0	39	26	10	16	177	8.9
11	HUNTER, Sammy	20-12	389:52	19.5	54-143	.378	25-92	.272	11-18	.611	20	37	57	2.9	31	1	10	8	2	3	144	7.2
2	TRIBBLE, Greg	20-20	564:28	28.2	51-124	.411	1-11	.091	34-48	.708	17	41	58	2.9	47	1	40	22	2	18	137	6.9
5	JOHNSON, Tavari	19-9	355:22	18.7	45-110	.409	17-48	.354	6-10	.600	6	38	44	2.3	33	0	39	37	3	17	113	5.9
34	JOHNSON, Nate	20-1	371:05	18.6	30-67	.448	11-28	.393	7-10	.700	18	38	56	2.8	32	1	13	18	1	16	78	3.9
3	MITCHELL, Kobe	15-0	208:06	13.9	12-38	.316	10-34	.294	4-4	1.000	2	11	13	0.9	16	0	8	6	1	7	38	2.5
0	LYLES, Amani	19-0	100:39	5.3	15-30	.500	0-1	.000	14-20	.700	15	8	23	1.2	27	1	3	8	7	8	44	2.3
1	CLARKE, Garvin	11-0	154:51	14.1	8-34	.235	3-20	.150	4-7	.571	10	12	22	2.0	12	0	8	11	2	4	23	2.1
20	WILSON, Evan	8-0	27:01	3.4	4-10	.400	4-8	.500	0-2	.000	0	1	1	0.1	4	0	3	2	0	2	12	1.5
12	MAYFIELD, Pat	7-0	18:06	2.6	2-6	.333	0-3	.000	1-2	.500	0	7	7	1.0	1	0	0	0	1	2	5	0.7
Team											35	35	70				7					
Total		20	4025		485-1151	.421	173-524	.330	281-389	.722	212	525	737	36.9	314	6	259	223	52	129	1424	71.2
Opponents		20	4025		461-1116	.413	126-378	.333	198-281	.705	171	496	667	33.4	368	9	226	266	66	115	1246	62.3

Team Statistics

	UA	OPP
Scoring	1424	1246
Points per game	71.2	62.3
Scoring margin	+8.9	-
Field goals-att	485-1151	461-1116
Field goal pct	.421	.413
3 point fg-att	173-524	126-378
3-point FG pct	.330	.333
3-pt FG made per game	8.7	6.3
Free throws-att	281-389	198-281
Free throw pct	.722	.705
F-Throws made per game	14.1	9.9
Rebounds	737	667
Rebounds per game	36.9	33.4
Rebounding margin	+3.5	-
Assists	259	226
Assists per game	13.0	11.3
Turnovers	223	266
Turnovers per game	11.2	13.3
Turnover margin	+2.2	-
Assist/turnover ratio	1.2	0.8
Steals	129	115
Steals per game	6.5	5.8
Blocks	52	66
Blocks per game	2.6	3.3
Winning streak	5	-
Home win streak	10	-
Attendance	14936	16659
Home games-Avg/Game	10-1494	6-2777
Neutral site-Avg/Game	-	4-2516

Team Results

Date	Opponent		Score	Att.
11/07/2022	South Dakota St.	Wot	81-80	2157
11/11/2022	vs Mississippi St.	L	54-73	5213
11/15/2022	Morgan St.	W	65-59	1759
11/21/2022	vs Western Ky.	W	72-53	1250
11/22/2022	vs LSU	L	58-73	1200
11/23/2022	vs Nevada	L	58-62	2400
11/30/2022	at Marshall	L	57-68	4012
12/04/2022	Muskingum	W	80-33	1466
12/11/2022	Jackson St.	W	85-72	1385
12/14/2022	Wright St.	W	66-54	1398
12/19/2022	Maine	W	87-55	1424
12/22/2022	at Bradley	L	55-74	3530
12/30/2022	Concord	W	84-58	1550
01/03/2023	NIU	W	76-51	0
01/06/2023	at Ball St.	L	63-70	3476
01/10/2023	at Bowling Green	W	74-70	1844
01/13/2023	Eastern Mich.	W	104-67	2177
01/17/2023	at Central Mich.	W	69-51	1509
01/21/2023	at Western Mich.	W	63-55	2288
01/24/2023	Miami (OH)	W	73-68	1620



2022-23 Akron Men's Basketball Combined Team Statistics In Conference games

Page 1/1
as of Jan 25, 2023

Game Records

Record	Overall	Home	Away	Neutral
ALL GAMES	6-1	3-0	3-1	0-0
CONFERENCE	6-1	3-0	3-1	0-0
NON-CONFERENCE	0-0	0-0	0-0	0-0

Score by Periods

Team	1st	2nd	OT	TOT
Akron	245	277	0	522
Opponents	207	225	0	432

Team Box Score

No.	Player	Total			3-Point			F-Throw		Rebounds				Other								
		GP-GS	MIN	AVG	FG-FGA	FG%	3FG-3FGA	3FG%	FT-FTA	FT%	OFF	DEF	TOT	AVG	PF	DQ	A	TO	BLK	STL	PTS	AVG
13	CASTANEDA, Xavier	5-5	167:40	33.5	33-76	.434	16-50	.320	34-40	.850	4	18	22	4.4	11	0	18	11	0	6	116	23.2
25	FREEMAN, Enrique	7-7	201:09	28.7	40-67	.597	0-1	.000	38-47	.809	24	58	82	11.7	21	2	9	14	9	7	118	16.9
11	HUNTER, Sammy	7-6	144:59	20.7	23-44	.523	13-32	.406	5-9	.556	8	11	19	2.7	15	1	2	4	1	2	64	9.1
2	TRIBBLE, Greg	7-7	214:22	30.6	22-46	.478	0-2	.000	19-24	.792	5	13	18	2.6	15	0	15	6	0	7	63	9.0
4	HANKERSON, Trendon	7-7	239:23	34.2	17-64	.266	14-53	.264	5-6	.833	3	31	34	4.9	16	0	15	9	6	4	53	7.6
34	JOHNSON, Nate	7-0	126:39	18.1	11-24	.458	3-10	.300	5-6	.833	6	13	19	2.7	15	1	7	3	0	3	30	4.3
5	JOHNSON, Tavari	7-3	129:20	18.5	11-38	.289	4-16	.250	1-2	.500	1	13	14	2.0	17	0	13	13	1	3	27	3.9
0	LYLES, Amani	7-0	39:30	5.6	8-15	.533	0-1	.000	8-8	1.000	3	3	6	0.9	14	1	1	2	3	4	24	3.4
3	MITCHELL, Kobe	6-0	101:52	17.0	5-18	.278	5-16	.313	2-2	1.000	0	4	4	0.7	5	0	6	2	0	1	17	2.8
20	WILSON, Evan	3-0	10:08	3.4	2-4	.500	2-3	.667	0-0	.000	0	0	0	0.0	0	0	0	0	0	0	6	2.0
1	CLARKE, Garvin	3-0	16:48	5.6	1-4	.250	1-3	.333	0-0	.000	1	1	2	0.7	0	0	0	1	0	0	3	1.0
12	MAYFIELD, Pat	3-0	08:11	2.7	0-2	.000	0-1	.000	1-2	.500	0	3	3	1.0	1	0	0	0	1	1	1	0.3
Team											13	11	24					3				
Total		7	1400		173-402	.430	58-188	.309	118-146	.808	68	179	247	35.3	130	5	86	68	21	38	522	74.6
Opponents		7	1400		148-367	.403	39-130	.300	97-133	.729	59	172	231	33.0	138	6	67	96	22	32	432	61.7

Team Statistics

	UA	OPP
Scoring	522	432
Points per game	74.6	61.7
Scoring margin	+12.9	-
Field goals-att	173-402	148-367
Field goal pct	.430	.403
3 point fg-att	58-188	39-130
3-point FG pct	.309	.300
3-pt FG made per game	8.3	5.6
Free throws-att	118-146	97-133
Free throw pct	.808	.729
F-Throws made per game	16.9	13.9
Rebounds	247	231
Rebounds per game	35.3	33.0
Rebounding margin	+2.3	-
Assists	86	67
Assists per game	12.3	9.6
Turnovers	68	96
Turnovers per game	9.7	13.7
Turnover margin	+4.0	-
Assist/turnover ratio	1.3	0.7
Steals	38	32
Steals per game	5.4	4.6
Blocks	21	22
Blocks per game	3.0	3.1
Winning streak	5	-
Home win streak	3	-
Attendance	3797	9117
Home games-Avg/Game	3-1266	4-2279
Neutral site-Avg/Game	-	0-0

Team Results

Date	Opponent		Score	Att.
01/03/2023	NIU	W	76-51	0
01/06/2023	at Ball St.	L	63-70	3476
01/10/2023	at Bowling Green	W	74-70	1844
01/13/2023	Eastern Mich.	W	104-67	2177
01/17/2023	at Central Mich.	W	69-51	1509
01/21/2023	at Western Mich.	W	63-55	2288
01/24/2023	Miami (OH)	W	73-68	1620