

AKRON BASKETBALL

Game 22 | at Buffalo



122nd Season | MAC Tournament Champions: 2009, 2011, 2013, 2022 | MAC Regular-Season Champions: 2012, 2013, 2016, 2017, 2020

2022-23 BASKETBALL SCHEDULE

Date	Opponent	TV	Time
Nov. 7	South Dakota State W	81-80 OT
Nov. 11	Mississippi State \$ L	73-54
Nov. 15	Morgan State W	65-59
Nov. 21	Western Kentucky % W	72-53
Nov. 22	LSU % L	73-58
Nov. 23	Nevada % L	62-58
Nov. 30	Marshall L	68-57
Dec. 4	Muskingum W	80-33
Dec. 11	Jackson State W	85-72
Dec. 14	Wright State W	66-54
Dec. 19	Maine W	87-55
Dec. 22	Bradley L	74-55
Dec. 30	Concord W	84-58
Jan. 3	Northern Illinois * W	76-51
Jan. 6	Ball State * L	70-63
Jan. 10	Bowling Green * W	74-70
Jan. 13	Eastern Michigan * W	104-67
Jan. 17	Central Michigan * W	69-51
Jan. 21	Western Michigan * W	63-55
Jan. 24	Miami * W	73-68
Jan. 28	Ohio * W	83-77
Jan. 31	Buffalo *	7 PM
Feb. 3	Kent State *	ESPNU 9 PM
Feb. 7	Toledo *	ESPN3/+ ..	7 PM
Feb. 10	Ohio *	CBSSN ...	7:30 PM
Feb. 14	Eastern Michigan *	ESPN3/+ ..	7 PM
Feb. 18	Buffalo *	WC TBA
Feb. 21	Toledo *	ESPN3/+ ..	7 PM
Feb. 25	Western Michigan *	ESPN3/+ ..	4 PM
Feb. 28	Ball State *	ESPN3/+ ..	7 PM
March 3	Kent State *	WC TBA

Home games **BOLD** | All Game Times and Dates subject to change | WC - MAC 21-day Wildcard Game Selection | * MAC game
 \$ Barstool Sports Invitational - Philadelphia, Pa.
 % Cayman Islands Classic - Grand Cayman Island

Akron (15-6, 7-1) at Buffalo (10-11, 4-4)

Tuesday, Jan 28 • Alumni Arena

Buffalo, N.Y. • 7 PM • ESPN+



BUFFALO HEAD COACH

Jim Whitesell (Luther '82)
 Overall Record: 452-344 (28th Season)
 Record at UB: 65-43 (4th Season)
 MAC Record: 40-22 (4th Season)



AKRON ZIPS HEAD COACH

John Groce (Taylor '94)
 Career Record: 291-197 (15th Season)
 Record at Akron: 109-65 (6th Season)
 Overall MAC Record: 95-69 (at Ohio and Akron)

ALL-TIME SERIES

Akron Leads: 37-33
 Last Meeting: Akron 70, Buffalo 68
 First Meeting: Akron 84, Buffalo 74
 Groce vs. Buffalo: 3-8 (8-12 Overall)
 at Rocket Mortgage FieldHouse on March 10, 2022
 in Akron 1954-55 season
 MAC Tournament: Buffalo Leads: 5-2

BROADCAST

TV/Video: ESPN+ - Paul Peck (PxP) and Matt Mattia (Analyst)
Radio: Akron Sports Network - Dave Skoczen (PxP), Joe Dunn (Analyst)-WHLO 640 AM (iHeart Radio)
Live Stats: GoZips.com/Schedule - Live Stats

QUICK HITS

- Akron is one of two teams in the MAC to play 5 Top 100 NET teams in non-conference play this season: Buffalo (6), Akron (5), Miami (4), Eastern Michigan (3), Northern Illinois (3), Ohio (3), Kent State (3), Toledo (3), Western Michigan (3), Central Michigan (2), Ball State (0), Bowling Green (0).
- Akron is 15-6 this season with all six losses coming from opponents in the Top 100 NET rankings with a total win-loss record of 57-14 before conference play: 76 LSU (12-1), 37 Mississippi State (11-2), 55 Nevada (12-3), 66 Marshall (12-3) and 62 Bradley (10-5). Zips fell to 100 Ball State (8-7)
- The Zips are undefeated at James A. Rhodes Arena this season and riding a 13-game home court winning streak dating back to the 2021-22 season. The Zips last setback came from NIU (66-63) on Feb. 17, 2022. Akron is 11-0 at the JAR this year defeating, South Dakota State, Morgan State, Muskingum, Jackson State, Wright State, Maine, Concord, Northern Illinois, Eastern Michigan and Miami.
- Freeman and Castaneda rank in the NCAA Top 60 in six categories
Freeman: 7th REBS/G (10.8), 15th Double-Doubles (10), 10th REBS (227), 13th DREB/G (7.33), 23rd OREB/G (3.43), 27th FG% (59.7), 1 of 14 to avg dbl-dbl, 1 of 16 avg. dbl digit rbs
Castaneda: 4th FTM (127), 8th FTA (154), 14th 3PT FG/G (3.21), 19th PPG (20.3), 36th 3PT Attempts (162), 43rd 3PT Made (61), 63rd Total Points (386), 72nd 3PT FG% (.377)

Akron	STAT BREAKDOWN	Buffalo
71.8	SCORING AVERAGE	79.7
+8.8	SCORING MARGIN	+2.9
.427	FG PERCENTAGE	.462
.337	3PT PERCENTAGE	.330
8.7	3PT FG MADE PER GAME	7.2
.722	FT PERCENTAGE	.685
36.7	REBOUND PER GAME	38.7
+3.8	REBOUNDING MARGIN	+2.5
13.0	ASSISTS PER GAME	15.3
11.1	TURNOVERS PER GAME	14.8
6.3	STEALS PER GAME	8.4
2.5	BLOCKS PER GAME	3.1

2022-23 AKRON BASKETBALL

PROBABLE STARTERS



AKRON QUICK FACTS

Location Akron, Ohio (44325)
 Population 200,000 (fifth largest in Ohio)
 Founded 1870 (as Buchtel College)
 Enrollment 20,500
 Nickname Zips
 Colors Blue (PMS 282) and Gold (PMS 7503)
 Conference Mid-American
 President Dr. Gary L. Miller
 Director of Athletics Charles Guthrie
 Deputy AD Markus Jennings
 Sr Associate AD/SWA Jackie Wallgren
 Faculty Athletics Representative ... Dr. Matthew Juravich
 Athletic Dept. Phone: (330) 972-7080
 Ticket Office Phone: 1-888-99-AKRON

JAMES A. RHODES ARENA

Capacity 5,500
 Opened December 3, 1983
 W, 78-74 over Eastern Michigan
 Seating 2,096 arm-chair seating
 3,404 bleacher-style seating
 Record at Rhodes Arena.... 452-135 (.767) - 39 Seasons
 Record under John Groce 109-65 (6th Season)
 Press Row Phone (330) 374-8771

PROGRAM HISTORY

Seasons of Basketball 122nd
 First Season of Basketball 1901-02
 Seasons of Division I Basketball 42nd
 First Season of Division I Basketball 1980-81
 All-Time Record 1,685-1,067 (.611)
 All-Time Division I Record 725-547 (.564)
 All-Time MAC Record 294-238 (.543) 29 seasons
 MAC Tournament Titles 4 (2009, 2011, 2013, 2022)
 MAC Regular Season Titles 5 (2012, 2013, 2016, 2017, 2020)
 NCAA Tournament Appearances 14
 NCAA DI Tournament Appearances (Yrs) .5 (1986, 2009, 2011, 2013, 2022)
 NIT Appearances (Yrs) 7 (1987, 1989, 2006, 2008, 2012, 2016, 2017)
 CBI Appearances (Yrs) 1 (2010)
 CIT Appearances (Yrs) 1 (2014)

GoZips.com

Twitter @ZipsMBB | @JohnGroce | @AkronZips
 Facebook Facebook.com/ZipsMBB | /AkronZips
 Instagram @ZipsMBB
 YouTube YouTube.com/ZipsAthletics

ATHLETICS COMMUNICATIONS

Brian Dennison (Men's Basketball Contact)
 Assistant Director for Communications
 (330) 972-6292 office | (330) 962-0366 cell
 bld2@uakron.edu

Sean Palchick (Women's Basketball Contact)
 Associate Director of Athletics Communications
 Office Phone: (330) 972-2677
 Email: spalchick@uakron.edu

WHAT'S AHEAD

Akron is taking a six-game winning streak on the road to Alumni Arena to play MAC-foe Buffalo on Tuesday, Jan. 31 at 7 p.m. The Zips have won three-straight road games and fans can follow the action on ESPN+ with Paul Peck and Matt Mattia on the call or listen to Akron Sports Radio Network on WHLO 640 AM with Dave Skoczen (PxP) and Joe Dunn (analyst). Live stats are also available on GoZips.com.

THE AKRON-BUFFALO SERIES

Tuesday's game marks the 71st meeting in series history between Akron and Buffalo, and 21st meeting for a Groce coached squad, 12th at Akron. Akron holds an all-time 37-33 series advantage while Groce is 8-12 overall and 3-8 at Akron. In three of those five setbacks, the Zips led at halftime and took a one possession game to the final minutes. The Zips and the Bulls have met seven times in postseason play with Buffalo holding a 5-2 edge.

Akron claimed the lone regular season meeting in 2021-22 on New Year's Day after trailing by as many as 14 points and won by 12 points (88-76). The two team also met in the MAC Tournament at Rocket Mortgage FieldHouse as No. 4 Akron claimed a 70-68 over No. 5 Buffalo to advance to the semifinals against No. 1 Toledo. Buffalo claimed the previous meeting at the MAC Tournament 81-74 in overtime to advance to the MAC Tournament finals.

The Zips dropped the only regular season meeting in 2021 as Buffalo led by as many as 22 points and the Zips battled back to a one possession game with Buffalo winning 80-78 at Alumni Arena. In 2019-20, Akron and UB split the series last season as Akron won at Alumni Arena, 86-73, and the Bulls posted a 77-74 win at the JAR on a 3-pointer with six seconds remaining in the game. The Bulls won three games against the Zips -n 2018-19, including an 82-46 win in the quarterfinals of the MAC Tournament. The No. 21/22 ranked Bulls defeated the Zips at Alumni Arena (77-64) and started the series sweep when the No. 24/25 ranked Bulls defeated Akron at James A. Rhodes Arena 76-70 on Feb. 12. The Bulls swept the 2016-17 season's series with an 87-65 win in Akron and an 80-68 win in Buffalo. The Zips swept the regular season series in 2015-16 and 2016-17 and have won five of the last 13 meetings.

SCOUTING THE BULLS

Buffalo enters the game at 10-11 overall and 4-4 in the MAC. The Bulls average 79.7 points per outing on 46.2 percent shooting from the floor and a 33.0 percent effort from beyond the 3-point arc, draining 7.2 triples a game. The Bulls are 8-2 at home, 1-6 on the road and 1-3 at neutral sites this season.

Buffalo has three players scoring in double figures and one player just under double-digits as Curtis Jones leads the squad in scoring with 15.3 points per game on 42.9 percent shooting from the floor and 37.1 from deep with a team-best 53 made 3-pointers. He is second on the glass with 5.0 rebounds per game.

Zid Powell follows with 13.7 points per game shooting 42.9 percent shooting from the floor with 11 3-point field goals. He adds a team-high 38 steals and third in assists (52). Isaiah Adams is third in scoring with 11.3 points per game. He is second-best from beyond the arc with 39 made triples, while Armoni Foster follows with 9.8 points per game. He made 12 trifectas and leads the team in assists (79) and third in steals (23). LaQuill Hardnett paces the squad on the glass, grabbing 150 total boards and 7.5 per game while contributing 9.1 points per game.

Defensively, Buffalo allows its opponents to score 76.8 points per game on 43.4 percent shooting from the floor and 32.7 percent from 3-point range, allowing only 7.2 long distance strikes per night. The Bulls have caused 314 turnovers (15.0 to/g) with 177 steals (8.4 stl/g). The Bulls outrebound the opponent by a +2.5 margin, allowing the opponent to grab 760 total boards (36.2 rebs/g) compared to the 812 total rebounds secured by the Bulls (38.7 rebs/g).

HOME SWEET HOME

The Zips own a 452-135 (.767) all-time record at Rhodes Arena. In the last 16 seasons, Akron has posted a 248-38 (.864) record at the JAR. Under coach Groce Akron is 72-13 (.825) at home. The Zips are 10-0 at home in 2022-23. Akron went 12-4 at Rhodes Arena in Groce's first year as head coach and followed with a 14-3 effort. The Zips went 15-2 at home in 2019-20 en route to the regular season MAC Championship. During COVID shortened season, Akron posted a 9-1 mark at the JAR (2020-21) and last season the Zips posted a 12-3 record. Groce became the third Akron coach since 1940 to win his first six home games in the first season as head coach. The Zips rattled off seven straight wins at the JAR before falling in the MAC home opener to Buffalo. The Zips set the all-time longest home winning streak record at Rhodes Arena with 30 consecutive wins during the 2015-17 seasons, replacing the 26-game run the Zips made during the 1985-87 seasons under head coach Bob Huggins. The streak ranked No. 2 in the NCAA.

AKRON IN THE MAC

Akron is 47-17 over the last three seasons in MAC play, owning the highest winning percentage (.714) in the league. The Zips are 33-13 in the MAC under the new conference format without divisions (new in 2020-21). Akron is 85-23 (.795) at home in league play since the start of the 2011 MAC schedule. UA has seen a ton of success in league play since the start of the 2004-05 season, and is 216-99 overall (.681), including a 130-30 mark in MAC play at home (.822). The Zips' 216 wins are the most in the league during that stretch. The Zips have won 131 of their last 187 MAC games (.694).

ON THE ROAD

Akron is 3-3 in true road games this season, snapping a three-game setback streak at Bowling Green (74-70)



2022-23 AWARDS AND HONORS

MAC Player of the Week

Enrique Freeman (Jan. 9)
Enrique Freeman (Jan. 30)

Cayman Islands Classic All-Tournament Team

Xavier Castaneda

2022-23 PRESEASON POLL

MAC Men's Basketball Preseason Coaches Poll

1. Kent State (6) - 135 points
2. Toledo (4) - 131
3. Akron (2) - 127
4. Ball State -- 94
5. Ohio -- 91
6. Buffalo -- 82
7. Eastern Michigan -- 68
8. Western Michigan -- 66
9. Bowling Green -- 42
10. Central Michigan -- 38
11. Miami -- 36
12. Northern Illinois - 26

MAC Tournament Champion: Kent State (4), Toledo (3), Akron (2), Eastern Michigan (1), Western Michigan (1)

Preseason All-MAC First Team

Enrique Freeman, F, Akron, Jr.
Payton Sparks, C, Ball State, So.
Sincere Carry, G, Kent State, R-Sr.
JT Shumate, F, Toledo, Sr.
Lamar Norman Jr., G, Western Michigan, Sr.

Preseason All-MAC Second Team

Xavier Castaneda, G, Akron, Sr.
Kevin Miller, G, Central Michigan, So.
Emoni Bates, F, Eastern Michigan, So.
Malique Jacobs, G, Kent State, R-Sr.
Setric Millner Jr., F, Toledo, Sr.

2021-22 MAC Postseason Awards Defensive Player of the Year

Enrique Freeman

All-Defensive Team

Enrique Freeman

Second Team All-MAC

Enrique Freeman

Honorable Mention

Xavier Castaneda

In 2021-22, Freeman ranked No. 1 in the nation in field goal percentage (.665) and landed in the NCAA Top 20 in six categories: No. 4 total rebounds (367), No. 6 rebounds per game (10.8), No. 8 double-doubles (18), No. 9 defensive rebounds per game (7.53) and No. 19 offensive rebounds per game (3.26). Freeman was one of 13 players in the NCAA to average a double-double in points (13.2) and rebounds (10.8). He led the MAC in 5-of-6 categories, ranking No. 2 in offensive rebounds per game.

and following with wins at Central Michigan (69-51) and Western Michigan (63-55). Akron fell to Ball State (70-63), Marshall (68-57) and Bradley (74-55). The Zips are 1-3 in neutral site games this season. Akron finished 8-4 on the road in 2021-22, dropping the season opening game to Ohio State (67-66) as time expired and defeating Wright State by a decisive 18 points (66-48). The Zips second road setback came against Kent State (67-55) in the first installment of the 2021-22 Wagon Wheel series. Zips bounced back with 91-66 win over Bowling Green and a 60-56 win over Central Michigan. The Zips fell at Toledo (84-76). Zips defeated Miami (71-59) and NIU (70-64) in back-to-back road contests but fell to WMU (61-57). Akron defeated Eastern Michigan 67-48, Ohio (91-83) and Ball State (79-60) to end the season.

OPENING MAC PLAY

Akron is 23-8 in MAC openers since joining the league in 1992. Over the last 16 seasons, the Zips are 14-3 in MAC openers. Akron has won the last 14-of-15 MAC openers, including a 5-1 mark under head coach John Groce. The Zips fell in Groce's initial MAC opener, but have won four straight leading into the 2022-23 opener.

TEAM CAPTAINS

For the first time in six seasons, Akron head coach John Groce named captains for Zips basketball. Enrique Freeman, Xavier Castaneda, Greg Tribble and Trendon Heankerson were nominated and accepted their new roles as Akron heads into Mid-American Conference play.

MR. DOUBLE-DOUBLE

Enrique Freeman is 1-of-14 players in the NCAA to average a double-double, scoring 15.0 points per game and grabbing 10.8 boards per contest. He ranks 15th in the NCAA with 10 double-doubles which tops the MAC. He pulled down double-digit rebounds in 13-of-21 outings, including a 15-rebound, 32-point career-best performance against Ohio. In addition, he has 14 double-digit scoring efforts, scoring 27, 23 (2x), 21, 20, 18 (2x), 17 (2x), 14, 13 (2x), 11 and 10-points. He is currently ranked in rebounds per game (10.8 - 7th-NCAA, 1st-MAC), double-doubles (10 - 15th-NCAA, 1st-MAC), total rebounds (227 - 10th-NCAA, 1st-MAC), defensive rebounds per game (7.33 - 13th-NCAA, 1st-MAC), offensive rebounds per game (3.43 - 23rd-NCAA, 2nd-MAC) and field goal percentage (59.7 - 27th NCAA - 2nd MAC). Freeman earned MAC Player of the Week (twice), averaging 25 points and 14.5 rebounds to open league play (Jan. 9) and 22.5 points and 11.5 ebounds (Jan. 30) for a pair of league wins.

X FACTOR

Xavier Castaneda leads the Akron Zips and is second in the MAC in scoring with 20.3 points per game (19th NCAA, 2nd MAC). He scored in double figures 18-of-19 games, including a four 30+ point performances. He set a career-high 33 points against Maine, tallied 32 against Western Michigan and Miami after opening the season with 31 points against South Dakota State. Castaneda registered four 20+ point efforts against LSU (28), Jackson State (23), Mississippi State (20) and EMU (23). He is shooting 37.7 percent from long distance (72nd NCAA, 3rd MAC) and averages 3.21 trifectas per game (14th NCAA, 1st MAC) with a team-best 61 triples (42nd NCAA, 2nd MAC). Castaneda is the squad's assist leader, dishing out 3.05 helpers per game with 58 assists to date. He ranks in the NCAA Top 5 in free throws made (127 - 4th NCAA, 1st MAC), free throw attempts (154 - 8th NCAA, 2nd MAC). Castaneda was named to the 2022 Cayman Islands Classic All-Tournament team, averaging 18.3 points, 4.3 rebounds and 2.7 assists.

JOSHNSON N JOHNSON

Freshmen Nate Johnson (redshirt) and Tavari Johnson are starting to impact the Zips offensive output. Nate Johnson averages 18.2 minutes per game, scoring 3.9 points on 45.6 percent shooting from the floor. He shoots 1.339.3 percent from deep, draining 12-of-29 long-distance buckets. He impacts both ends of the floor, grabbing 60 rebounds for 2.9 per game and adds 16 steals. Tavari Johnson had a breakout game against Nevada in the Cayman Islands with a career-high 21 points on 9-of-10 shooting from the field and a perfect 3-of-3 showing from downtown. He joined the starting lineup on Dec. 4 and averages 18.7 minutes and 6.0 points per game. He shoots 42.5 percent from the floor and 35.4 percent from deep with 17 made trifectas. He adds 44 rebounds, 40 assists and 17 steals.

LAST TIME VS BULLS

With the score tied at 68 and 3.2 seconds remaining, Greg Tribble tallied the winning points on a pair of free throws to lift the Akron Zips past Buffalo 70-68 in the quarterfinal round of the 2022 Mid-American Conference Men's Basketball Tournament on Thursday, March 10 at Rocket Mortgage FieldHouse. Ali Ali paced the Zips with a 19-point, three-rebound, and three-steal performance. Xavier Castaneda and Mikal Dawson 15 and 14 points, respectively.

With the game notched at 68 and 22 seconds on the clock, a three-pointer by Buffalo's Keishawn Brewton didn't go and gave the Zips' offense a chance to win the game. With 3.2 seconds left, Tribble was fouled on a layup that sent him to the charity stripe to secure the victory for Akron. It was a comeback with roots in the first half, but one that pick up speed after intermission. Akron blew the game open coming out of the break with a fierce 11-1 run topped by back-to-back three-pointers by the Zips. Ali gave Akron its first lead since the opening minutes of the game with a three-pointer, seconds later the lead grew to six after triples from Dawson and Ali put the Zips ahead, 43-37. That edge grew to 10 on a layup by Dawson.

Buffalo was able to put together a 10-2 run that lasted over three minutes that saw the Zips' 10-points lead turn into a 3-point deficit (65-62) with 2:41 to play. The story was much different in the opening frame. After struggling offensively- including a stretch of 5:00 without a field goal make midway through the first half-the Zips found themselves down 26-18 before a layup by Castaneda ended that drought. Akron closed out the first half with a 6-0 run and tied the score 32-all at the break thanks to a buzzer-beating three from Castaneda. Akron finished the game shooting 41.5 percent (22-of-53) from the floor and knocked down 52.9 percent (9-of-17) of shots beyond the arc. The Bulls edged the Zips on the battle of the boards, 35-32. Jeenathan Williams directed three Buffalo players in double figures with 15 points.



AKRON'S RECORD WHEN...

At home	11-0
On the road	3-3
Neutral	1-3
Playing on National TV	1-1
In overtime	1-0
In games decided by 1-2 points	1-0
In games decided by 3-5	3-1
In games decided by 6-10 points	3-1
In games decided by 11-20 points	4-3
In games decided by 21 or more	4-0
Scoring First	11-1
Leading at half	10-2
Tied at half	3-0
Trailing at half	2-4
Leading with 10:00 remaining	11-2
Trailing with 10:00 remaining	4-4
Tied with 10:00 remaining	0-0
Leading with 5:00 remaining	12-2
Trailing with 5:00 remaining	2-4
Tied with 5:00 remaining	1-0
UA shoots 50% or better	8-0
UA shoots less than 50%	7-6
UA shoots better than opponent	12-1
UA shoots worse than opponent	3-5
UA shoots the same FG% as opponent	0-0
Opponent shoots 50% or better	4-3
UA out-rebounds opponent	9-3
Opponent out-rebounds UA	4-3
Rebounds are tied	1-0
UA shoots 70% or better at FT line	11-2
UA has more FT attempts	10-2
Opponent has more FT attempts	3-4
FT attempts are tied	0-0
UA shoots 40% or better from 3-point	5-3
UA shoots under 40% from 3-point	9-3
UA has more turnovers than opponent	2-4
UA has less turnovers than opponent	11-2
Turnovers are tied	2-0
UA scores 90-plus points	1-0
UA scores 80-89 points	7-0
UA scores 70-79 points	3-0
UA scores 60-69 points	3-1
UA scores 50-59 points	0-5
UA scores 49 or less points	0-0
Opponent scores 90-plus points	0-0
Opponent scores 80-89 points	2-0
Opponent scores 70-79 points	3-4
Opponent scores 60-69 points	3-2
Opponent scores 50-59 point	6-0
Opponent scores 49 or less points	1-0

AKRON STREAKS...

Current Streak	Won 6
Home Court Streak	Won 13
Road Streak	Won 3
Neutral Court Streak	Lost 2
Last 5 Games	5-0
Last 10 Games	8-2

AKRON BY MONTH...

November	3-4
December	5-1
January	7-1
February	0-0
March	0-0

AKRON BY DAY OF THE WEEK...

Sunday	2-0
Monday	3-0
Tuesday	5-1
Wednesday	1-1
Thursday	0-1
Friday	2-2
Saturday	2-1

LAST TIME OUT

The Akron Zips remain the hottest team in the Mid-American Conference after downing the Ohio Bobcats 83-77 behind a career performance by junior forward Enrique Freeman (Cleveland, Ohio) on Saturday afternoon at James A. Rhodes Arena.

The combination of a dominant outing by Freeman and lethal long-range shooting was too much for Ohio to overcome as the Zips snapped the Bobcats two-game winning streak to remain unbeaten at home (11-0).

Freeman recorded his tenth double-double of the season with a career-high 32 points and 15 rebounds and had plenty of support from senior guard Xavier Castañeda (16 points), graduate transfer guard Trendon Hankerson (14) and junior forward Sammy Hunter (nine).

Akron seized control after a close start that saw the two sides swap leads to tip off the game, building a lead of as many as 19 and holding off the Bobcats down the stretch. It's the sixth straight win for the Zips (15-6, 7-1 MAC), who remain tied for first place in the MAC.

The victory featured 9-of-16 shooting from long range by Akron, besting their previous top effort of 55 percent from 3-point range in a Dec. 19 win over Maine. Castaneda helped lead the 3-point barrage, including a key triple with 8:30 left in the game to stem the tide after the Bobcats (11-10, 3-5 MAC) cut their deficit to eight. Hunter and Hankerson each made all three of their triple tries.

Freeman keyed a 22-5 run over a span of 5:53 midway through the first half with eight points and back-to-back threes from the top of the key by Hankerson, combined with a technical foul on the Bobcats, helped Akron expand its lead to 19 at 44-25 heading into the final media timeout of the frame.

It was the Freeman show throughout the half, as he consistently beat Ohio defenders to the hoop for layups and dominated the glass, posting 16 points and eight rebounds before the break. His efforts helped stake the Zips to a 47-30 halftime lead.

As a team, Akron shot a sizzling 63 percent from the field in the opening 20 minutes, including 7-of-11 from 3-point range. They also notched a 16-9 rebounding edge, controlling the paint as well as the perimeter.

Junior guard Jaylin Hunter led Ohio with 16 points and freshman guard A.J. Brown chipped in with 15 for the visitors.

FREEMAN NAMED MAC PLAYER OF THE WEEK X2

Junior forward Enrique Freeman was named Mid-American Conference Player of the Week on Jan. 9 and 30. Freeman earned his second award after leading Akron to a pair of home wins over Miami (73-68) and Ohio (83-77) at home. Freeman averaged a double-double with 22.5 points and 11.5 rebounds while shooting 76.0 percent from the floor (19-of-25). He added four assists and a blocked shot while grabbing 16 defensive rebounds and seven offensive boards. Freeman had an incredible performance to lift the Zips over the Bobcats, recording 10th double-double of the season with a career-high 32 points and 15 rebounds. He shot 77.8 percent from the floor (14-of-18) and dished out two assists while grabbing 11 defensive rebounds. Against Miami, Freeman scored 13 points on 5-of-7 shooting from the field and grabbed eight rebounds with two assists.

In the opening week of MAC play, Freeman led the Zips to a 1-1 overall mark by averaging a double-double with 25 points and 14.5 rebounds. Freeman posted his seventh and eighth double-double of the season. He shot 61.3 percent from the field (19-of-31) and 75.0 percent from the free throw line (12-of-16) while adding five steals, three assists and two blocked shots. In the MAC opener, Freeman registered a (then) career-high 27 points and matched a season-best 15 rebounds en route to a 76-51 win over Northern Illinois at the JAR. He shot 55.6 percent from the field (10-of-18) and added a 70.0 percent showing from the charity stripe (7-of-10) and also swiped team-best three steals with two assists. In the second MAC game of the week, a 70-63 setback at Ball State, Freeman led all scorers with 23 points and grabbed a game-high 14 rebounds. He shot 69.2 percent from the field (9-of-13) with an 83.3 performance from the free throw line (5-of-6), while adding two blocks, two steals and one assist.

RETURN TO THE CAYMAN ISLANDS CLASSIC

The Akron men's basketball team placed fourth overall at the 2022 Cayman Islands Classic as the Zips fell 62-58 to Nevada at John Gray Gymnasium. The Zips finished the tournament 1-2, defeating Western Kentucky (72-53) to advance to the semifinals before falling to LSU (73-58). Xavier Castaneda earned All-Tournament team honors. In three games, Jackson averaged 18.3 points, 4.3 rebounds and 2.7 assists. Castaneda posted a 28-point performance against LSU.

In 2018, Akron went 1-2 in its inaugural Cayman Islands Classic appearance at John Gray Gymnasium. The Zips opened against No. 16 ranked Clemson, falling 72-69. Akron and Illinois State battled in the second game as the Redbirds posted a 73-68 win. The Zips played St. Bonaventure in their final game and rallied to a 61-49 win. Loren Cristian Jackson earned All-Tournament team honors. In three games, Jackson averaged 16.3 points, 4.3 Assists and 2.3 rebounds. Jackson opened the tournament with a 25-point performance against No. 16 ranked Clemson.

CAYMAN ISLANDS CLASSIC RECAP

Akron advanced to the semifinal round of the 2022 Cayman Islands Classic after defeating Western Kentucky 72-53. Enrique Freeman registered his third double-double of the season as he led the Zips with 18 points and 11 rebounds. Greg Tribble matched Freeman's team-high 11 rebounds as the Zips owned the glass, posting a lopsided 43-16 rebounding advantage. Xavier Castaneda followed with 16 points, while three players recorded nine points - Tribble, Trendon Hankerson and Nate Johnson. Johnson shot perfect from downtown, draining all three of his 3-point attempts, while Hankerson (2 of 4) and Tribble (1 of 2) shot 50-percent from beyond the arc.



1,000 CAREER POINT CLUB

Rk.	Pts.	(Games)
1.	2,583*	Joe Jakubick, 1980-84 (108)
2.	2,028	Len Paul, 1969-73 (107)
3.	1,810	Eric McLaughlin, 1985-89 (115)
4.	1,657	John Britton, 1975-79 (91)
5.	1,630	Bill Turner, 1962-67 (106)
6.	1,587	Loren Cristian Jackson, 2018-21 (87)
7.	1,577	Jimmal Ball, 1997-2000 (107)
8.	1,491	Romeo Travis, 2004-07 (122)
9.	1,445	Don Williams, 1963-67 (107)
10.	1,442	Alex Adams, 1959-61 (85)
11.	1,437	Bob Smith, 1964-68 (102)
12.	1,425	Mike Harkins, 1951-56 (65)
13.	1,415	Mark Alberts, 1988-93 (106)
14.	1,413	Shawn Roberts, 1985-89 (117)
15.	1,377	Darryl Peterson, 2002-06 (122)
16.	1,374	Isaiah Johnson, 2013-2017 (136)
17.	1,319	Jim Fenton, 1951-54 (66)
18.	1,283	Jami Bosley, 1998-2000 (75)
19.	1,265	Zeke Marshall, 2010-13 (138)
20.	1,259	Jimond Ivey, 2015-2019 (133)
21.	1,258	Fritz Nagy, 1943-47 (63)
22.	1,229	Fred Golding, 1955-59 (97)
23.	1,217	Bob Whaley, 1956-60 (99)
24.	1,215	George Phillips, 1996-2000 (109)
25.	1,210	Jerry Sloan, 1964-68 (100)
26.	1,193	Climon Lee, 1957-61 (95)
27.	1,190	Derrick Tarver, 2003-04 (55)
28.	1,185	Anthony Buford, 1987-90 (80)
29.	1,158	Nikola Cvetinovic, 2009-12 (141)
30.	1,152	Ray Pryear, 1955-59 (91)
31.	1,151	Jeremiah Wood, 2004-08 (101)
32.	1,147	Daniel Utomi, 2015-2019 (97)
33.	1,143	Ryan Andrick, 1996-2000 (102)
34.	1,142	Brett McKnight, 2007-11 (125)
35.	1,136	Andy Hipsher, 2000-04 (120)
36.	1,120	Cedrick Middleton, 2005-08 (130)
37.	1,108	Marcel Boyce, 1985-87 (59)
38.	1,091	Demetrius Treadwell, 2012-2014 (96)
39.	1,087	Nick Dials, 2006-08 (101)
40.	1,086	Larry Jenkins, 1970-74 (75)
41.	1,055	Bobby Walker, 1946-50 (75)
42.	1,046	Dru Joyce, 2004-07 (123)
43.	1,041	Hank Vaughn, 1946-50 (75)
44.	1,023	Nate Linhart, 2006-09 (134)
45.	1,019	Antino Jackson, 2014-2017 (106)
46.	1,013	Sam Serves, 1942-47 (94)

*Top 50 in NCAA history

GROCE DEBUTS WITH A WIN

Zips' head coach John Groce has spent over two decades on the sidelines of a basketball court as a coach and enters his 15th season as the lead man, and sixth at Akron. On April 6, 2017, Groce was named the 22nd head coach in Akron Basketball history.

On Nov. 11, 2017, Groce and the Zips accomplished something that has only been done 10 times in Akron's history, debuting a coaching career with a win. Akron defeated Cleveland State 67-57 in Groce's Akron coaching debut to become the first coach since the 1984-85 season to win their initial game.

In fact, the last coach to start his Akron career with a win was Bob Huggins during the 1984-85 season against Western Illinois, 64-57. Prior to Huggins, six coaches were unsuccessful in accomplishing that feat since Thomas Dowler did so in 1939-40 against Franklin, 34-25.

Akron held a two-point lead at halftime, but couldn't overcome an 8-2 run to open the second half as LSU defeated the Zips 73-58 in the semifinal round of the 2022 Cayman Island Classic. Xavier Castaneda led Akron in scoring with a game-high 28 points while adding six rebounds and four assists. Sammy Hunter followed with 13 points and Enrique Freeman grabbed a game-high 10 rebounds. Akron won the battle of the glass, outrebounding LSU 36-31.

Akron placed fourth overall at the 2022 Cayman Islands Classic as the Zips fell 62-58 to Nevada. Freshman Tavari Johnson (Chicago, Ill.) led the Zips offense with a career-high 21 points on 9-of-10 shooting from the field, including a perfect 3-of-3 from beyond the 3-point arc. Xavier Castaneda followed in scoring for Akron with 11 points, while Enrique Freeman added nine points and a team-best nine rebounds. Trendon Hankerson pulled down a second-best seven rebounds as the Zips and Wolf Pack were deadlocked at 33 rebounds apiece.

FREEMAN 2022-23 LOU HENSON NATIONAL PLAYER OF THE YEAR WATCH LIST

Junior Enrique Freeman (Cleveland, Ohio) has been named to the 2022-23 Lou Henson National Player of the Year Watch List, CollegInsider.com announced on Wednesday (Nov. 23). Freeman is one of 50 players on the watch list and one of four from the Mid-American Conference to be considered for the 2022-23 mid-major national player of the year award. Freeman is joined by Emoni Bates (Eastern Michigan), Sincere Carry (Kent State) and RayJ Dennis (Toledo).

AKRON BASKETBALL AT A GLANCE

The Zips return nine players from last season's championship squad and adds six newcomers headlined by transfers graduate Trendon Hankerson (Novi, Mich.) and junior Sammy Hunter (Nassau, Bahamas). Also joining the Blue and Gold for 2022-23 are freshmen Tavari Johnson (Chicago, Ill.), Amani Lyles (Columbus, Ohio), Prince Mosengo (Congo, Africa) and Ryan Prather, Jr. (Clarksburg, Md.).

- Akron is 40-16 over the last three years in MAC play, best winning percentage (.714) in the conference
- 2022 Mid-American Conference Tournament Champions
- Posted a 24-10 record, including 14-6 mark in league play
- The 2019-20 MAC regular season champions finished with school-record 24 regular season wins (postseason cancelled due to COVID-19)
- Akron entered the 2022 NCAA Tournament with an eight-game winning streak

ZIPS IN THE MAC TOURNAMENT

Akron is 35-20 all-time in the MAC Tournament, 27-9 in its last 36 tournament games. The Zips have won at least one game in the MAC Tournament every year since the 2004-05 season and set an unprecedented 15-of-17 semifinal appearances. The Zips' runs of the consecutive title game (7) and semifinal appearances (13) are the longest streaks in MAC history. The Zips are 29-14 at Rocket Mortgage FieldHouse. Akron is 7-6 in opening round games, 1-0 second round, 12-4 in the quarterfinals, 10-4 semifinals, and 5-6 in title games.

AKRON'S RUN TO THE DANCE

Akron to the 2022 MAC Tournament Championship and fifth appearance all-time in the NCAA Tournament. The Zips finished the season 24-10 overall record with a 14-6 league mark, finishing tied for third in regular-season MAC play. As the fourth seed, the Zips defeated fifth-seeded Buffalo (70-68) and top-seeded Toledo (70-62) before posting a 20-point win over second-seeded Kent State (75-55) in the MAC title game. The Zips closed out regular season play on a five-game winning streak and added three consecutive wins to secure the 2022 MAC title. After winning eight consecutive contests, Akron entered the NCAA Tournament as a No. 13 seed and played against the No. 4 seed UCLA Bruins in the First Round of the East Region at the Moda Center in Portland, Oregon on March 17, 2022. The Zips fell 57-53.

LAST TIME AT THE JAR

The Akron Zips remain the hottest team in the Mid-American Conference after downing the Ohio Bobcats 83-77 behind a career performance by junior forward Enrique Freeman (Cleveland, Ohio) on Saturday afternoon at James A. Rhodes Arena.

The combination of a dominant outing by Freeman and lethal long-range shooting was too much for Ohio to overcome as the Zips snapped the Bobcats two-game winning streak to remain unbeaten at home (11-0).

Freeman recorded his tenth double-double of the season with a career-high 32 points and 15 rebounds and had plenty of support from senior guard Xavier Castañeda (16 points), graduate transfer guard Trendon Hankerson (14) and junior forward Sammy Hunter (nine).

Akron seized control after a close start that saw the two sides swap leads to tip off the game, building a lead of as many as 19 and holding off the Bobcats down the stretch. It's the sixth straight win for the Zips (15-6, 7-1 MAC), who remain tied for first place in the MAC.

The victory featured 9-of-16 shooting from long range by Akron, besting their previous top effort of 55 percent from 3-point range in a Dec. 19 win over Maine. Castaneda helped lead the 3-point barrage, including a key triple with 8:30 left in the game to stem the tide after the Bobcats (11-10, 3-5 MAC) cut their deficit to eight. Hunter and Hankerson each made all three of their triple tries.

Freeman keyed a 22-5 run over a span of 5:53 midway through the first half with eight points and back-to-back threes from the top of the key by Hankerson, combined with a technical foul on the Bobcats, helped Akron expand its lead to 19 at 44-25 heading into the final media timeout of the frame.

It was the Freeman show throughout the half, as he consistently beat Ohio defenders to the hoop for layups



MAC STANDINGS

TEAM	MAC	OVERALL	STREAK
Kent State	7-1	17-4	W1
Akron	7-1	15-6	W6
Toledo	6-2	15-6	W5
Ball State	5-3	14-7	W1
Bowling Green	4-4	10-11	L1
Buffalo	4-4	10-11	L1
Northern Illinois	4-4	8-13	L1
Ohio	3-5	11-10	L1
Central Michigan	3-5	8-13	W1
Western Michigan	2-6	6-15	L4
Eastern Michigan	2-6	5-16	W1
Miami	1-7	7-14	L5

MAC TEAM STATISTICS

	Rank	Stat/G
Scoring Offense	9th	71.8
Scoring Defense	1st	63.0
Scoring Margin	2nd	+8.8
Free Throw %	7th	.722
Field Goal %	11th	.427
Opp. FG%	2nd	.418
3-point %	8th	.337
Opp. 3-point FG %	4th	.337
3-pointers Made	1st	8.7
Total Rebounds	6th	36.7
Opp Rebounds	2nd	32.9
Offensive Rebounds	8th	10.5
Defensive Rebounds	4th	26.2
Rebound Margin	2nd	3.8
Turnover Margin	3rd	1.95
Assist/Turnover Ratio	3rd	1.17
Assists	7th	12.95
Blocked Shots	9th	2.48
Steals	9th	6.29

MAC INDIVIDUAL STATISTICS

	Player	Rank	Stat/G
Scoring	Castaneda	2nd	20.3
	Freeman	16th	15.0
Rebounding	Freeman	1st	10.8
Field Goal %	Freeman	3rd	.597
Free Throw %	Castaneda	8th	.825
3-Point %	Castaneda	17th	.377
3-Pointers Made	Hankerson	23rd	.365
	Castaneda	1st	3.2/61
	Hankerson	10th	2.2/46
Assists	Castaneda	12th	3.1/58
Assist/TO Ratio	Castaneda	5th	1.7
Blocks	Freeman	4th	1.0/22
Steals	Castaneda	19th	1.2/22
Minutes	Castaneda	10th	33.1
	Hankerson	11th	32.8
	Freeman	21st	30.0

USA TODAY COACHES POLL

RK	SCHOOL	REC	PTS	PR
1	PURDUE	21-1	800	1
2	TENNESSEE	18-3	731	4
3	HOUSTON	20-2	708	3
4	VIRGINIA	16-3	662	6
5	ALABAMA	18-3	659	2
6	KANSAS STATE	18-3	649	5
7	ARIZONA	19-3	605	8
8	KANSAS	17-4	557	9
9	UCLA	17-4	508	7
9	TEXAS	17-4	508	10
11	BAYLOR	16-5	428	17
12	MARQUETTE	17-5	411	15
13	IOWA STATE	15-5	410	13
14	GONZAGA	18-4	393	14
15	XAVIER	17-5	364	12
16	TEXAS CHRISTIAN	16-5	349	11
17	PROVIDENCE	17-5	279	21
18	SAINT MARY'S	19-4	269	22
19	CLEMSON	18-4	212	23
20	FLORIDA ATLANTIC	21-1	162	24
21	MIAMI-FLORIDA	16-5	97	19
22	INDIANA	15-6	93	NR
23	CONNECTICUT	16-6	81	20
23	AUBURN	16-5	81	16
25	ILLINOIS	15-6	67	NR

ASSOCIATED PRESS (AP) POLL

RK	SCHOOL	REC	PTS	PR
1	PURDUE (62)	21-1	1,550	1
2	TENNESSEE	18-3	1,443	4
3	HOUSTON	20-2	1,415	3
4	ALABAMA	18-3	1,312	2
5	ARIZONA	19-3	1,310	6
6	VIRGINIA	16-3	1,258	7
7	KANSAS STATE	18-3	1,190	5
8	KANSAS	17-4	1,034	9
9	UCLA	17-4	993	8
10	TEXAS	17-4	939	10
11	BAYLOR	16-5	905	17
12	GONZAGA	18-4	837	14
13	IOWA STATE	15-5	832	12
14	MARQUETTE	17-5	769	16
15	TCU	16-5	752	11
16	XAVIER	17-5	689	13
17	PROVIDENCE	17-5	438	23
18	SAINT MARY'S	19-4	419	22
19	FLORIDA ATLANTIC	21-1	392	21
20	CLEMSON	18-4	340	24
21	INDIANA	15-6	250	NR
22	SAN DIEGO STATE	17-4	170	NR
23	MIAMI (FLA.)	16-5	146	20
24	UCONN	16-6	131	19
25	AUBURN	16-5	117	15

MID-MAJOR TOP 25 (JAN. 23)

RK	SCHOOL	REC	PTS	PR
1	GONZAGA (24)	17-4	761	1
2	CHARLESTON (7)	21-1	746	2
3	SAINT MARY'S	18-4	718	3
4	KENT STATE	16-3	687	4
5	LOUISIANA	16-4	588	6
6	UC SANTA BARBARA	16-3	574	7
7	ORAL ROBERTS	17-4	553	8
8	MARSHALL	17-4	537	9
9	SOUTHERN ILLINOIS	16-5	467	10
10	SOUTHERN MISS	17-4	446	11
11	SEATTLE	16-4	397	18
12	IONA	13-6	349	17
13	LIBERTY	16-5	346	19
14	SANTA CLARA	16-6	315	13
15	UNCW	16-6	301	14
16	BELMONT	15-6	261	NR
17	DRAKE	15-6	231	5
18	UTAH VALLEY	16-5	223	16
19	TOLEDO	13-6	217	23
20	MILWAUKEE	14-6	143	NR
21	LOYOLA MARYMOUNT	14-7	118	NR
22	SAM HOUSTON	15-5	109	22
23	SOUTHERN UTAH	14-7	91	21
24	UMASS-LOWELL	17-4	90	25
25	STEPHEN F. AUSTIN	13-7	86	20

NCAA MEN'S BASKETBALL NET RANKINGS

RK	SCHOOL	REC	PR
1	HOUSTON	20-2	1
2	TENNESSEE	18-3	2
3	PURDUE	21-1	3
4	ALABAMA	18-3	4
5	UCLA	17-4	5
6	SAINT MARY'S (CA)	18-4	6
7	UCONN	16-6	7
8	KANSAS	17-4	8
9	TEXAS	17-4	9
10	ARIZONA	19-3	10
11	IOWA ST.	15-5	11
12	MARQUETTE	17-5	12
13	BAYLOR	16-5	13
14	GONZAGA	17-4	14
15	VIRGINIA	16-3	15
16	KANSAS ST.	18-3	16
17	TCU	16-5	17
18	CREIGHTON	13-8	18
19	FLA. ATLANTIC	19-1	19
20	INDIANA	15-6	21
21	RUTGERS	14-7	20
22	BOISE ST.	16-5	22
23	SAN DIEGO ST.	16-4	23
24	DUKE	15-6	24
25	WEST VIRGINIA	13-8	25

118 AKRON **15-6 119**
166 BUFFALO **10-11 163**



Ken Pomeroy NCAA Rankings

Scouting Report ?			
Data through games of Sunday, January 29			
<input type="checkbox"/> Conference only			
Category	Offense	Defense	D-I Avg
Adj. Efficiency	105.6 151	101.2 106	104.4
Adj. Tempo	64.6 305		67.1
Avg. Poss. Length	18.3 271	17.6 191	17.6
Four Factors			
Effective FG%:	49.3 239	48.7 114	50.3
Turnover %:	16.5 46	18.7 159	18.7
Off. Reb. %:	29.9 147	25.0 50	28.7
FTA/FGA:	34.2 92	26.2 61	31.4
Miscellaneous Components			
3P%:	32.6 249	35.2 260	33.9
2P%:	49.6 203	46.7 60	50.0
FT%:	74.6 67	71.2 186	71.1
Block%:	10.4 285	6.5 293	9.0
Steal%:	8.4 82	8.8 212	9.4
Non-Stl TO%:	8.1 70	9.9 116	9.3
Style Components			
3PA/FGA:	44.0 37	33.7 69	37.5
A/FGM:	50.9 174	49.3 130	51.2
Point Distribution (% of total points)			
3-Pointers:	34.6 79	30.7 186	31.0
2-Pointers:	44.8 328	53.2 102	50.8
Free Throws:	20.6 63	16.1 285	18.2
Strength of Schedule			
Components:	103.1 266	106.8 289	104.4
Overall:	-3.72 285		0.00
Non-conference:	-0.40 183		0.00
Personnel			
Bench Minutes:	28.6% 251		31.0%
D-1 Experience:	2.70 yrs 41		1.90
Minutes Continuity:	45.9% 158		41.5%
Average Height:	75.0" 359		77.1"
2-Foul Participation:	36.4% 54		21.7%

Ken Pomeroy MAC Rankings

Scouting Report ?			
Data through games of Sunday, January 29			
<input checked="" type="checkbox"/> Conference only			
Category	Offense	Defense	D-I Avg
Efficiency	113.6 3	95.5 1	104.4
Tempo	66.6 12		67.1
Avg. Poss. Length	17.9 11	18.1 12	17.6
Four Factors			
Effective FG%:	51.9 5	47.6 1	50.3
Turnover %:	14.5 3	19.3 4	18.7
Off. Reb. %:	28.7 8	24.2 1	28.7
FTA/FGA:	37.8 7	35.0 6	31.4
Miscellaneous Components			
3P%:	32.8 9	31.4 3	33.9
2P%:	54.0 4	47.9 2	50.0
FT%:	79.5 1	71.6 5	71.1
Block%:	9.7 11	7.9 5	9.0
Steal%:	6.8 1	7.7 9	9.4
Non-Stl TO%:	7.7 4	11.6 1	9.3
Style Components			
3PA/FGA:	45.1 1	36.9 4	37.5
A/FGM:	49.3 5	44.6 4	51.2
Point Distribution (% of total points)			
3-Pointers:	33.2 3	28.9 10	31.0
2-Pointers:	44.3 12	50.3 5	50.8
Free Throws:	22.5 4	20.8 3	18.2
Strength of Schedule			
Components:	103.1 266	106.8 289	104.4
Overall:	-3.72 285		0.00
Non-conference:	-0.40 183		0.00
Personnel			
Bench Minutes:	28.6% 251		31.0%
D-1 Experience:	2.70 yrs 41		1.90
Minutes Continuity:	45.9% 158		41.5%
Average Height:	75.0" 359		77.1"
2-Foul Participation:	36.4% 54		21.7%

WHAT IS A ZIP?

- One of the unique nicknames in collegiate athletics belongs to The University of Akron.
- Originally Zippers, athletic director Kenneth "Red" Cochrane officially shortened the nickname to the Zips in 1950. Twenty-five years earlier a campus-wide contest had been conducted to choose a nickname for the University's athletics teams.
- Suggestions submitted by students, faculty, and alumni included GoldenBlue Devils, Tip Toppers, Rubbernecks, Hillbillies, Kangaroos, and Cheveliers.
- The winner, freshman Margaret Hamlin, received a prize of \$10 for Zippers, a \$6 pair of rubber overshoes and a brand name of the BF Goodrich Company.
- The evolution of Zippy, UA's mascot, began 40 years ago when the student council decided the University needed a mascot.
- "Zippy" the kangaroo was officially declared the school's mascot on May 1, 1953. The first known printed reference to the mascot as "Zippy" was a 1965 Zip football press brochure. The Buchtelite's first use of the name "Zippy" came Sept. 24, 1965, in an identification of a photo of the cheerleaders listing "Mascot - 'Zippy' - Charles Huettner."
- In 2007, Zippy was named the Capital One National Mascot of the Year.

REGULAR SEASON TOURNAMENTS

Akron is 68-46 all-time and 47-39 in the Division I era (since 1980) in regular season tournaments and 8-11 over the last six years under Groce. Akron posted a 1-2 record at the 2022 Cayman Islands Classic, defeating Western Kentucky and advancing to the semifinals before falling to LSU and finishing fourth overall after falling to Nevada. The Zips registered a 1-2 record in the 2021 Gulf Coast Showcase, 3-1 record in the Global Sports Shootout and 1-1 mark in the DC Holiday Hoops Fest. In 2018-19, the Zips went 2-2 at the Cayman Island Classic, and in Groce's first season, Akron posted an 0-3 mark at the 2018 Diamond Head Classic. Akron has posted multiple wins in 13 of the last 16 in-season tournaments, including three championships. The Zips won two tournaments in 2016-17, the Savannah Invitational (4-0) and Don Haskins Sun Bowl Invitational (2-0). In 2015-16, Akron went 2-0 at the Las Vegas Holiday Hoops Classic to claim the title. In 2014-15, Akron posted a 2-1 record in the Gildan Charleston Classic following the previous tournament runs at the Puerto Rico Tip-Off (2012, 2-1), 2K Sports Classic (2011, 2-2), the Las Vegas Holiday Hoops Classic (2010, 3-1), the Glenn Wilkes Classic (2009, 2-2), the Legends Classic (2008, 2-2), the Top of the World Classic (2007, 2-1) and the San Juan Shootout (2005, 2-1).

BEST START TO A SEASON


The 2015-16 Akron Zips started the season with a 3-0 winning streak. The three consecutive wins to open the season marks the best start in the Division I era of Akron men's basketball history. In addition, the 13-2 start was the best opening to a season in Akron basketball's Division I era, while the Zips win over the Arkansas Razorbacks marked the fifth consecutive season the Zips posted a win over a Power Five Conference opponent.

STARTING THE SEASON OFF RIGHT

The Zips are 75-47 (.610) all-time in season openers with a 61-12 (.829) home record and 14-35 (.285) on the road. Since the 2004-05, UA is 13-6 (.667) when opening the season, standing 10-1 (.875) at home, 3-5 (.429) on the road and 4-1 (.800) under head coach John Groce.


Akron owns a 100-21 (.822) home-opening record and 36-4 (.897) at Rhodes Arena. The Zips have been winners in the last 20-of-21 home opening games. Akron is 19-8 in MAC openers, 11-1 at home since joining the league in 1992. Over the last 16 seasons, the Zips are 13-3 in MAC openers and 7-1 at home. Akron has won the last 8-of-9 MAC openers.

Akron is 22-8 in MAC openers since joining the league in 1992. Over the last 16 seasons, the Zips are 13-3 in MAC openers. Akron has won the last 13-of-14 MAC openers, including a 4-1 mark under head coach John Groce. The Zips fell in Groce's initial MAC opener, but have won four straight leading into the 2022-23 opener.



0

AMANI LYLES
Freshman • F
Columbus, Ohio



1

GARVIN CLARKE
Sophomore • G
Nassau, Bahamas




2

GREG TRIBBLE
Junior • G
Cincinnati, Ohio



3

KOBE MITCHELL
Freshman • G
Cadiz, Ohio



4

TRENDON HANKERSON
Graduate • G
Novi, Mich.



5

TAVARI JOHNSON
Freshman • G
LaGrange Park, Ill.



10

RYAN PRATHER JR.
Freshman • G
Clarksburg, Md.



11

SAMMY HUNTER
Junior • C
Senegal, Africa




12

PAT MAYFIELD
Freshman • G
Elgin, Ill.



13

XAVIER CASTANEDA
Senior • G
Chicago, Ill.



20

EVAN WILSON
Sophomore • G
Noblesville, Ind.



22

MIKAL DAWSON
Junior • G
Huntington, W.Va.



23

PRINCE MOSENGO
Freshman • F
DR Congo, Africa



25

ENRIQUE FREEMAN
Junior • F
Cleveland, Ohio



34

NATE JOHNSON
Freshman • G
Liberty Township, Ohio



JOHN GROCE
Head Coach



DUSTIN FORD
Associate Head Coach



ROB FULFORD
Assistant Coach



ROBBY PRIDGEN
Assistant Coach



JON EKEY
Director of Basketball Operations



NUMERICAL ROSTER

No.	Name	Pos.	Ht.	Wt.	Yr.	Hometown (High School Previous School)
0	Amani Lyles	F	6-7	226	Fr.	Columbus, Ohio Beechcroft
1	Garvin Clarke	G	6-0	184	So.	Nassau, Bahamas Euclid Cleveland Heights
2	Greg Tribble	G	6-1	195	Jr.	Cincinnati, Ohio Winton Woods Huntington Prep
3	Kobe Mitchell	G	6-2	190	Fr.	Cadiz, OH Harrison Central
4	Trendon Hankerson	G	6-2	185	Gr.	Novi, Mich Novi Northern Illinois
5	Tavari Johnson	G	5-11	155	Fr.	LaGrange Park, Ill. Lyons
10	Ryan Prather Jr.	G	6-5	205	Fr.	Clarksburg, Md. Clarksburg
11	Sammy Hunter	F	6-9	225	Jr.	Nassau, Bahamas British Columbia Christian Prep Ole Miss
12	Pat Mayfield	G	6-5	185	Fr.	Elgin, Ill. Burlington Central
13	Xavier Castaneda	G	6-1	188	Sr.	Chicago, Ill. Whitney Young South Florida
20	Evan Wilson	G	6-2	200	So.	Noblesville, Ind. Noblesville
22	Mikal Dawson	W	6-5	222	Jr.	Huntington, W.Va. Huntington Prep
23	Prince Mosengo	F	6-8	205	Fr.	DR Congo, Africa Victory Rock Prep Keystone Academy
25	Enrique Freeman	F	6-7	206	Jr.	Cleveland, Ohio St. Martin De Porres High School
34	Nate Johnson	G	6-3	204	Fr.	Liberty Township, Ohio Lakota East

G - Guard, W - Wing, F - Frontcourt

ALPHABETICAL ROSTER

No.	Name	Pos.	Ht.	Wt.	Yr.	Hometown (High School Previous School)
13	Xavier Castaneda	G	6-1	188	Sr.	Chicago, Ill. Whitney Young South Florida
1	Garvin Clarke	G	6-0	184	So.	Nassau, Bahamas Euclid Cleveland Heights
22	Mikal Dawson	W	6-5	222	Jr.	Huntington, W.Va. Huntington Prep
25	Enrique Freeman	F	6-7	206	Jr.	Cleveland, Ohio St. Martin De Porres High School
4	Trendon Hankerson	G	6-2	185	Gr.	Novi, Mich Novi Northern Illinois
11	Sammy Hunter	F	6-9	225	Jr.	Nassau, Bahamas British Columbia Christian Prep Ole Miss
5	Tavari Johnson	G	5-11	155	Fr.	LaGrange Park, Ill. Lyons
34	Nate Johnson	G	6-3	204	Fr.	Liberty Township, Ohio Lakota East
0	Amani Lyles	F	6-7	226	Fr.	Columbus, Ohio Beechcroft
12	Pat Mayfield	G	6-5	185	Fr.	Elgin, Ill. Burlington Central
3	Kobe Mitchell	G	6-2	190	Fr.	Cadiz, OH Harrison Central
23	Prince Mosengo	F	6-8	205	Fr.	DR Congo, Africa Victory Rock Prep Keystone Academy
10	Ryan Prather Jr.	G	6-5	205	Fr.	Clarksburg, Md. Clarksburg
2	Greg Tribble	G	6-1	195	Jr.	Cincinnati, Ohio Winton Woods Huntington Prep
20	Evan Wilson	G	6-2	200	So.	Noblesville, Ind. Noblesville

G - Guard, W - Wing, F - Frontcourt

Head Coach: **John Groce** (Taylor 1994) - 15th season - 6th season at Akron

Associate Head Coach: Dustin Ford (Ohio 2001), Assistant Coaches: Rob Fulford (Marshall 1997), Robby Pridgen (Roanoke 2003)

Director of Basketball Operations: Jon Ekey (Illinois State 2013), Assistant Operations: Blaine Calhoun (Cincinnati 2019)


Graduate Assistants: Devan Morrow (Ohio State 2020), Peter Farkas (SUNY Brockport 2022),

PRONUNCIATION GUIDE

13	Xavier Castaneda (Cast-a-Nay-duh)
22	Mikal (Michael) Dawson



O · AMANI LYLES · FR · F · COLUMBUS, OHIO



SEASON STATS

Opponent	Date	GS	MIN	Total		3-Pointers		Free throws		Rebounds				PF	A	TO	BLK	STL	PTS	AVG
				FG-FGA	PCT	3FG-3FGA	PCT	FT-FTA	PCT	OFF	DEF	TOT	AVG							
South Dakota St.	11/07/2022		03:54	0-1	.000	0-0	.000	0-0	.000	0	0	0	0.0	2	0	0	1	0	0	0.0
vs Mississippi St.	11/11/2022		04:10	0-0	.000	0-0	.000	0-0	.000	0	0	0	0.0	0	0	1	0	0	0	0.0
Morgan St.	11/15/2022		04:26	1-2	.500	0-0	.000	0-1	.000	3	0	3	1.0	0	0	0	0	0	2	0.7
vs Western Ky.	11/21/2022		02:08	0-0	.000	0-0	.000	0-0	.000	0	0	0	0.8	1	0	0	0	0	0	0.5
vs LSU	11/22/2022		02:34	1-2	.500	0-0	.000	0-0	.000	0	0	0	0.6	0	0	0	0	0	2	0.8
vs Nevada	11/23/2022		00:40	0-0	.000	0-0	.000	0-0	.000	0	0	0	0.5	0	0	0	0	0	0	0.7
at Marshall	11/30/2022		02:00	0-1	.000	0-0	.000	0-0	.000	0	1	1	0.6	1	0	0	0	1	0	0.6
Muskingum	12/04/2022		13:27	1-2	.500	0-0	.000	3-8	.375	6	3	9	1.6	1	1	1	1	0	5	1.1
Wright St.	12/14/2022		02:24	0-0	.000	0-0	.000	0-0	.000	1	0	1	1.6	2	0	1	0	0	0	1.0
Maine	12/19/2022		08:57	3-5	.600	0-0	.000	3-3	1.000	2	0	2	1.6	2	0	1	1	2	9	1.8
at Bradley	12/22/2022		09:54	1-2	.500	0-0	.000	0-0	.000	0	1	1	1.5	3	1	1	1	1	2	1.8
Concord	12/30/2022		06:36	0-0	.000	0-0	.000	0-0	.000	0	0	0	1.4	1	0	1	0	0	0	1.7
NIU	01/03/2023		07:39	1-1	1.000	0-0	.000	1-1	1.000	0	1	1	1.4	3	0	1	0	1	3	1.8
at Ball St.	01/06/2023		05:06	0-1	.000	0-0	.000	2-2	1.000	0	0	0	1.3	4	0	1	1	2	2	1.8
at Bowling Green	01/10/2023		01:21	0-1	.000	0-0	.000	0-0	.000	1	0	1	1.3	0	0	0	0	0	0	1.7
Eastern Mich.	01/13/2023		08:42	4-8	.500	0-1	.000	2-2	1.000	1	0	1	1.3	5	1	0	0	0	10	2.2
at Central Mich.	01/17/2023		09:47	3-4	.750	0-0	.000	1-1	1.000	1	2	3	1.4	2	0	0	1	0	7	2.5
at Western Mich.	01/21/2023		03:20	0-0	.000	0-0	.000	0-0	.000	0	0	0	1.3	0	0	0	0	0	0	2.3
Miami (OH)	01/24/2023		03:35	0-0	.000	0-0	.000	2-2	1.000	0	0	0	1.2	0	0	0	1	1	2	2.3
Totals		0	100:39	15-30	.500	0-1	.000	14-20	.700	15	8	23	1.2	27	3	8	7	8	44	2.3

Player Averages

Games Played	Minutes/game	Points/game	FG Pct	3FG Pct	FT Pct	Rebounds/game	Assists/game	Turnovers/game	Assist/Turnover ratio	Steals/game	Blocks/game
19	5.3	2.3	50.0	0.0	70.0	1.2	0.2	0.4	0.4	0.4	0.4

CAREER STATS

				Field Goals		3-Point		F-Throws		Rebounds				Scoring						
SEASON	TEAM	GP-GS	MIN/AVG	FG-FGA	FG%	3FG-3FGA	3FG%	FT-FTA	FT%	OFF	DEF	TOT	AVG	PF-FO	A	TO	BLK	STL	PTS	AVG
2022-23	UA	19-0	101/5.3	15-30	.500	0-1	.000	14-20	.700	15	8	23	1.2	27-1	3	8	7	8	44	2.3
TOTAL		19-0	101/5.3	15-30	.500	0-1	.000	14-20	.700	15	8	23	1.2	27-1	3	8	7	8	44	2.3

Single Game Highs

Statistic	Value	
Points	10	vs Eastern Mich. 01/13/23
Rebounds	9	vs Muskingum 12/04/22
Assists	1	vs Muskingum 12/04/22, at Bradley 12/22/22, vs Eastern Mich. 01/13/23
Steals	2	vs Maine 12/19/22, at Ball St. 01/06/23
Blocks	1	7 times
FG Made	4	vs Eastern Mich. 01/13/23
FG Attempts	8	vs Eastern Mich. 01/13/23
3FG Attempts	1	vs Eastern Mich. 01/13/23
FT Made	3	vs Muskingum 12/04/22, vs Maine 12/19/22
FT Attempts	8	vs Muskingum 12/04/22



1 • GARVIN CLARKE • SO • G • NASSAU, BAHAMAS



SEASON STATS

Opponent	Date	GS	MIN	Total		3-Pointers		Free throws		Rebounds				PF	A	TO	BLK	STL	PTS	AVG
				FG-FGA	PCT	3FG-3FGA	PCT	FT-FTA	PCT	OFF	DEF	TOT	AVG							
South Dakota St.	11/07/2022		22:21	0-5	.000	0-3	.000	0-0	.000	1	3	4	4.0	2	0	1	1	0	0	0.0
vs Mississippi St.	11/11/2022		22:35	2-5	.400	1-4	.250	3-5	.600	2	1	3	3.5	2	4	2	0	1	8	4.0
Morgan St.	11/15/2022		23:56	1-4	.250	0-2	.000	0-0	.000	2	2	4	3.7	1	0	1	1	0	2	3.3
vs Western Ky.	11/21/2022		14:32	1-3	.333	1-3	.333	1-2	.500	1	1	2	3.3	2	0	2	0	0	4	3.5
vs LSU	11/22/2022		17:04	1-6	.167	0-3	.000	0-0	.000	1	0	1	2.8	1	1	1	0	0	2	3.2
vs Nevada	11/23/2022		07:58	0-1	.000	0-0	.000	0-0	.000	0	2	2	2.7	0	0	0	0	0	0	2.7
at Marshall	11/30/2022		11:23	1-3	.333	0-1	.000	0-0	.000	2	0	2	2.6	1	0	0	0	0	2	2.6
Muskingum	12/04/2022		18:15	1-3	.333	0-1	.000	0-0	.000	0	2	2	2.5	3	3	3	0	3	2	2.5
Eastern Mich.	01/13/2023		08:15	0-0	.000	0-0	.000	0-0	.000	0	1	1	2.3	0	0	1	0	0	0	2.2
at Central Mich.	01/17/2023		06:11	1-3	.333	1-2	.500	0-0	.000	1	0	1	2.2	0	0	0	0	0	3	2.3
Miami (OH)	01/24/2023		02:22	0-1	.000	0-1	.000	0-0	.000	0	0	0	2.0	0	0	0	0	0	0	2.1
Ohio	01/28/2023		06:57	0-1	.000	0-1	.000	0-0	.000	1	1	2	2.0	0	0	0	0	0	0	1.9
Totals		0	161:48	8-35	.229	3-21	.143	4-7	.571	11	13	24	2.0	12	8	11	2	4	23	1.9

Player Averages

Games Played	Minutes/game	Points/game	FG Pct	3FG Pct	FT Pct	Rebounds/game	Assists/game	Turnovers/game	Assist/Turnover ratio	Steals/game	Blocks/game
12	13.5	1.9	22.9	14.3	57.1	2.0	0.7	0.9	0.7	0.3	0.2

CAREER STATS

SEASON	TEAM	GP-GS	MIN/AVG	Field Goals		3-Point		F-Throws		Rebounds				Scoring						
				FG-FGA	FG%	3FG-3FGA	3FG%	FT-FTA	FT%	OFF	DEF	TOT	AVG	PF-FO	A	TO	BLK	STL	PTS	AVG
2020-21	UA	22-0	140/6.4	16-56	.286	4-17	.235	16-22	.727	5	13	18	0.8	11-0	12	4	1	6	52	2.4
2021-22	UA	34-1	489/14.4	35-100	.350	21-62	.339	22-33	.667	19	65	84	2.5	41-0	36	34	1	18	113	3.3
2022-23	UA	12-0	162/13.5	8-35	.229	3-21	.143	4-7	.571	11	13	24	2.0	12-0	8	11	2	4	23	1.9
TOTAL		68-1	791/11.6	59-191	.309	28-100	.280	42-62	.677	35	91	126	1.9	64-0	56	49	4	28	188	2.8

Single Game Highs

Statistic	Value
Points	12 vs Wheeling 11/18/21
Rebounds	8 at Wright St. 12/15/21
Assists	4 vs Ball St. 01/11/22, vs Mississippi St. 11/11/22
Steals	3 vs Wheeling 11/18/21, vs Muskingum 12/04/22
Blocks	1 4 times
FG Made	5 vs Wheeling 11/18/21
FG Attempts	9 vs Point Park 11/13/21
3FG Made	3 vs Kent St. 03/12/22
3FG Attempts	5 vs Kent St. 03/12/22
FT Made	4 at Buffalo 03/02/21
FT Attempts	5 vs Mississippi St. 11/11/22



2 • GREG TRIBBLE • JR • G • CINCINNATI, OHIO



SEASON STATS

Opponent	Date	GS	MIN	Total		3-Pointers		Free throws		Rebounds				PF	A	TO	BLK	STL	PTS	AVG
				FG-FGA	PCT	3FG-3FGA	PCT	FT-FTA	PCT	OFF	DEF	TOT	AVG							
South Dakota St.	11/07/2022	*	33:47	2-11	.182	0-2	.000	1-2	.500	1	4	5	5.0	4	1	1	1	1	5	5.0
vs Mississippi St.	11/11/2022	*	32:16	2-7	.286	0-2	.000	1-2	.500	0	2	2	3.5	3	3	0	0	0	5	5.0
Morgan St.	11/15/2022	*	28:58	2-7	.286	0-1	.000	1-2	.500	1	0	1	2.7	2	4	2	1	1	5	5.0
vs Western Ky.	11/21/2022	*	25:04	4-9	.444	1-2	.500	0-0	.000	3	8	11	4.8	3	2	1	0	1	9	6.0
vs LSU	11/22/2022	*	29:44	0-3	.000	0-0	.000	3-4	.750	1	3	4	4.6	5	0	3	0	0	3	5.4
vs Nevada	11/23/2022	*	26:33	3-4	.750	0-1	.000	1-1	1.000	1	1	2	4.2	3	1	4	0	1	7	5.7
at Marshall	11/30/2022	*	19:24	2-4	.500	0-0	.000	1-2	.500	1	1	2	3.9	3	0	0	0	0	5	5.6
Muskingum	12/04/2022	*	16:48	1-3	.333	0-0	.000	0-2	.000	0	0	0	3.4	2	3	1	0	2	2	5.1
Jackson St.	12/11/2022	*	28:19	6-10	.600	0-1	.000	0-0	.000	1	3	4	3.4	2	5	1	0	2	12	5.9
Wright St.	12/14/2022	*	29:37	3-7	.429	0-0	.000	0-0	.000	2	1	3	3.4	1	0	0	0	1	6	5.9
Maine	12/19/2022	*	23:50	2-4	.500	0-0	.000	2-2	1.000	0	1	1	3.2	2	2	2	0	2	6	5.9
at Bradley	12/22/2022	*	26:07	1-4	.250	0-0	.000	0-0	.000	0	3	3	3.2	2	1	1	0	0	2	5.6
Concord	12/30/2022	*	29:39	1-5	.200	0-0	.000	5-7	.714	1	1	2	3.1	0	3	0	0	0	7	5.7
NIU	01/03/2023	*	30:22	5-6	.833	0-0	.000	6-6	1.000	1	1	2	3.0	4	2	2	0	3	16	6.4
at Ball St.	01/06/2023	*	29:43	3-10	.300	0-0	.000	8-10	.800	1	1	2	2.9	4	0	0	0	0	14	6.9
at Bowling Green	01/10/2023	*	30:31	2-8	.250	0-1	.000	0-0	.000	1	2	3	2.9	1	3	1	0	2	4	6.8
Eastern Mich.	01/13/2023	*	27:55	4-4	1.000	0-0	.000	2-4	.500	0	5	5	3.1	0	1	1	0	0	10	6.9
at Central Mich.	01/17/2023	*	32:27	4-9	.444	0-1	.000	2-2	1.000	0	1	1	2.9	1	1	1	0	1	10	7.1
at Western Mich.	01/21/2023	*	36:32	4-7	.571	0-0	.000	1-2	.500	0	2	2	2.9	1	4	0	0	1	9	7.2
Miami (OH)	01/24/2023	*	26:52	0-2	.000	0-0	.000	0-0	.000	2	1	3	2.9	4	4	1	0	0	0	6.9
Ohio	01/28/2023	*	29:20	1-7	.143	0-0	.000	1-1	1.000	0	2	2	2.9	2	2	1	0	0	3	6.7
Totals		21	593:48	52-131	.397	1-11	.091	35-49	.714	17	43	60	2.9	49	42	23	2	18	140	6.7

Player Averages

Games Played	Minutes/game	Points/game	FG Pct	3FG Pct	FT Pct	Rebounds/game	Assists/game	Turnovers/game	Assist/Turnover ratio	Steals/game	Blocks/game
21	28.3	6.7	39.7	9.1	71.4	2.9	2.0	1.1	1.8	0.9	0.1

CAREER STATS

SEASON	TEAM	GP-GS	MIN/AVG	FG-FGA	FG%	3FG-3FGA	3FG%	FT-FTA	FT%	OFF	DEF	TOT	AVG	PF-FO	A	TO	BLK	STL	PTS	AVG
2019-20	UA	31-0	507/16.4	34-74	.459	3-11	.273	23-47	.489	7	47	54	1.7	58-0	34	33	3	8	94	3.0
2020-21	UA	21-6	388/18.5	32-78	.410	1-16	.063	24-38	.632	14	26	40	1.9	32-2	26	22	2	9	89	4.2
2021-22	UA	33-26	850/25.7	79-177	.446	6-27	.222	75-107	.701	13	78	91	2.8	72-1	71	42	6	36	239	7.2
2022-23	UA	21-21	594/28.3	52-131	.397	1-11	.091	35-49	.714	17	43	60	2.9	49-1	42	23	2	18	140	6.7
TOTAL		106-53	2338/22.1	197-460	.428	11-65	.169	157-241	.651	51	194	245	2.3	211-4	173	120	13	71	562	5.3

Single Game Highs

Statistic	Value	
Points	19	vs Southern U. 12/04/21
Rebounds	11	vs Western Ky. 11/21/22
Assists	5	vs Kent St. 03/12/22, vs Jackson St. 12/11/22
Steals	4	vs Wheeling 11/18/21
Blocks	1	13 times
FG Made	6	at Ohio 02/25/22, vs Jackson St. 12/11/22
FG Attempts	11	vs South Dakota St. 11/07/22
3FG Made	1	11 times
3FG Attempts	4	vs Ball St. 01/30/21
FT Made	11	vs Southern U. 12/04/21
FT Attempts	13	vs Southern U. 12/04/21



3 • KOBE MITCHELL • FR • G • CADIZ, OHIO

SEASON STATS

Opponent	Date	GS	MIN	Total		3-Pointers		Free throws		Rebounds				PF	A	TO	BLK	STL	PTS	AVG
				FG-FGA	PCT	3FG-3FGA	PCT	FT-FTA	PCT	OFF	DEF	TOT	AVG							
vs Mississippi St.	11/11/2022		01:57	1-1	1.000	0-0	.000	0-0	.000	0	0	0	0.0	0	0	0	0	1	2	2.0
vs Nevada	11/23/2022		03:49	0-1	.000	0-1	.000	0-0	.000	0	0	0	0.0	0	0	0	0	1	0	1.0
at Marshall	11/30/2022		06:08	0-0	.000	0-0	.000	0-0	.000	0	1	1	0.3	1	0	1	0	0	0	0.7
Muskingum	12/04/2022		18:15	2-3	.667	2-3	.667	0-0	.000	1	1	2	0.8	1	1	2	1	3	6	2.0
Jackson St.	12/11/2022		17:59	2-5	.400	2-5	.400	0-0	.000	0	2	2	1.0	1	0	0	0	1	6	2.8
Wright St.	12/14/2022		18:05	0-4	.000	0-4	.000	0-0	.000	0	0	0	0.8	1	0	0	0	0	0	2.3
Maine	12/19/2022		16:48	2-4	.500	1-3	.333	0-0	.000	1	2	3	1.1	3	0	1	0	0	5	2.7
at Bradley	12/22/2022		08:58	0-0	.000	0-0	.000	2-2	1.000	0	0	0	1.0	3	0	0	0	0	2	2.6
Concord	12/30/2022		14:15	0-2	.000	0-2	.000	0-0	.000	0	1	1	1.0	1	1	0	0	0	0	2.3
NIU	01/03/2023		19:47	1-2	.500	1-2	.500	2-2	1.000	0	2	2	1.1	2	3	0	0	0	5	2.6
at Ball St.	01/06/2023		27:02	0-2	.000	0-2	.000	0-0	.000	0	0	0	1.0	0	0	1	0	1	0	2.4
at Bowling Green	01/10/2023		09:58	1-3	.333	1-3	.333	0-0	.000	0	1	1	1.0	0	0	0	0	0	3	2.4
Eastern Mich.	01/13/2023		11:09	0-4	.000	0-3	.000	0-0	.000	0	1	1	1.0	1	0	0	0	0	0	2.2
at Central Mich.	01/17/2023		06:43	0-2	.000	0-2	.000	0-0	.000	0	0	0	0.9	0	1	0	0	0	0	2.1
Miami (OH)	01/24/2023		27:12	3-5	.600	3-4	.750	0-0	.000	0	0	0	0.9	2	2	1	0	0	9	2.5
Ohio	01/28/2023		03:20	0-0	.000	0-0	.000	0-0	.000	0	0	0	0.8	1	0	0	0	0	0	2.4
Totals		0	211:26	12-38	.316	10-34	.294	4-4	1.000	2	11	13	0.8	17	8	6	1	7	38	2.4

Player Averages

Games Played	Minutes/game	Points/game	FG Pct	3FG Pct	FT Pct	Rebounds/game	Assists/game	Turnovers/game	Assist/Turnover ratio	Steals/game	Blocks/game
16	13.2	2.4	31.6	29.4	100.0	0.8	0.5	0.4	1.3	0.4	0.1

CAREER STATS

MITCHELL, Kobe

				Field Goals		3-Point		F-Throws		Rebounds				Scoring							
SEASON	TEAM	GP-GS	MIN/AVG	FG-FGA	FG%	3FG-3FGA	3FG%	FT-FTA	FT%	OFF	DEF	TOT	AVG	PF	FO	A	TO	BLK	STL	PTS	AVG
2022-23	UA	16-0	211/13.2	12-38	.316	10-34	.294	4-4	1.000	2	11	13	0.8	17	0	8	6	1	7	38	2.4
TOTAL		16-0	211/13.2	12-38	.316	10-34	.294	4-4	1.000	2	11	13	0.8	17	0	8	6	1	7	38	2.4

Single Game Highs

Statistic	Value	
Points	9	vs Miami (OH) 01/24/23
Rebounds	3	vs Maine 12/19/22
Assists	3	vs NIU 01/03/23
Steals	3	vs Muskingum 12/04/22
Blocks	1	vs Muskingum 12/04/22
FG Made	3	vs Miami (OH) 01/24/23
FG Attempts	5	vs Jackson St. 12/11/22, vs Miami (OH) 01/24/23
3FG Made	3	vs Miami (OH) 01/24/23
3FG Attempts	5	vs Jackson St. 12/11/22



4 • TRENDON HANKERSON • GR • G • NOVI, MICH.



SEASON STATS

Opponent	Date	GS	MIN	Total		3-Pointers		Free throws		Rebounds				PF	A	TO	BLK	STL	PTS	AVG
				FG-FGA	PCT	3FG-3FGA	PCT	FT-FTA	PCT	OFF	DEF	TOT	AVG							
South Dakota St.	11/07/2022	*	42:04	4-9	.444	2-6	.333	1-1	1.000	0	1	1	1.0	2	1	1	0	1	11	11.0
vs Mississippi St.	11/11/2022	*	27:16	1-7	.143	1-4	.250	2-2	1.000	1	3	4	2.5	3	0	2	1	1	5	8.0
Morgan St.	11/15/2022	*	32:09	2-12	.167	2-9	.222	0-2	.000	0	6	6	3.7	2	2	1	2	2	6	7.3
vs Western Ky.	11/21/2022	*	35:36	3-5	.600	2-4	.500	1-2	.500	0	4	4	3.8	0	1	2	0	1	9	7.8
vs LSU	11/22/2022	*	22:11	0-2	.000	0-1	.000	2-2	1.000	1	1	2	3.4	4	1	1	0	0	2	6.6
vs Nevada	11/23/2022	*	37:04	3-7	.429	2-5	.400	0-0	.000	0	7	7	4.0	3	0	2	0	0	8	6.8
at Marshall	11/30/2022	*	33:57	5-11	.455	1-6	.167	0-0	.000	1	3	4	4.0	0	2	3	0	2	11	7.4
Muskingum	12/04/2022	*	23:01	4-7	.571	2-5	.400	0-0	.000	0	4	4	4.0	1	2	0	0	1	10	7.8
Jackson St.	12/11/2022	*	38:05	5-9	.556	5-7	.714	2-2	1.000	0	1	1	3.7	1	2	1	1	0	17	8.8
Wright St.	12/14/2022	*	34:53	2-9	.222	1-7	.143	1-2	.500	0	5	5	3.8	3	4	0	0	2	6	8.5
Maine	12/19/2022	*	26:12	3-5	.600	2-3	.667	4-5	.800	1	3	4	3.8	1	2	1	0	1	12	8.8
at Bradley	12/22/2022	*	31:08	3-5	.600	3-3	1.000	0-0	.000	1	8	9	4.3	3	1	2	0	0	9	8.8
Concord	12/30/2022	*	31:41	6-12	.500	6-10	.600	0-0	.000	1	7	8	4.5	1	6	1	0	1	18	9.5
NIU	01/03/2023	*	35:24	1-8	.125	1-7	.143	0-0	.000	1	5	6	4.6	2	4	1	2	0	3	9.1
at Ball St.	01/06/2023	*	36:36	1-7	.143	1-4	.250	5-6	.833	0	5	5	4.7	2	1	3	0	0	8	9.0
at Bowling Green	01/10/2023	*	32:49	2-8	.250	2-7	.286	0-0	.000	0	2	2	4.5	2	3	2	1	2	6	8.8
Eastern Mich.	01/13/2023	*	28:47	5-9	.556	4-8	.500	0-0	.000	0	4	4	4.5	2	2	0	0	0	14	9.1
at Central Mich.	01/17/2023	*	35:03	4-10	.400	3-8	.375	0-0	.000	1	4	5	4.5	2	1	1	0	0	11	9.2
at Western Mich.	01/21/2023	*	34:28	2-11	.182	1-9	.111	0-0	.000	0	6	6	4.6	3	2	2	2	2	5	9.0
Miami (OH)	01/24/2023	*	36:16	2-11	.182	2-10	.200	0-0	.000	1	5	6	4.7	3	2	0	1	0	6	8.9
Ohio	01/28/2023	*	34:26	4-5	.800	3-3	1.000	3-4	.750	0	3	3	4.6	4	4	3	0	0	14	9.1
Totals		21	689:06	62-169	.367	46-126	.365	21-28	.750	9	87	96	4.6	44	43	29	10	16	191	9.1

Player Averages

Games Played	Minutes/game	Points/game	FG Pct	3FG Pct	FT Pct	Rebounds/game	Assists/game	Turnovers/game	Assist/Turnover ratio	Steals/game	Blocks/game
21	32.8	9.1	36.7	36.5	75.0	4.6	2.0	1.4	1.5	0.8	0.5

CAREER STATS

SEASON	TEAM	GP-GS	MIN/AVG	Field Goals		3-Point		F-Throws		Rebounds				Scoring						
				FG-FGA	FG%	3FG-3FGA	3FG%	FT-FTA	FT%	OFF	DEF	TOT	AVG	PF-FO	A	TO	BLK	STL	PTS	AVG
2018-19	NIU	21-2	395/18.8	17-54	.315	8-32	.250	3-4	.750	5	42	47	2.2	55-2	19	22	9	12	45	2.1
2019-20	NIU	31-31	978/31.5	84-180	.467	41-89	.461	25-30	.833	12	80	92	3.0	66-0	61	46	10	29	234	7.5
2020-21	NIU	19-19	646/34.0	99-250	.396	48-130	.369	18-26	.692	9	74	83	4.4	54-2	41	53	7	22	264	13.9
2021-22	NIU	30-30	1011/33.7	118-315	.375	62-177	.350	45-60	.750	9	103	112	3.7	80-3	68	55	11	54	343	11.4
2022-23	UA	21-21	689/32.8	62-169	.367	46-126	.365	21-28	.750	9	87	96	4.6	44-0	43	29	10	16	191	9.1
TOTAL FOR UA		21-21	689/32.8	62-169	.367	46-126	.365	21-28	.750	9	87	96	4.6	44-0	43	29	10	16	191	9.1
TOTAL		122-103	3719/30.5	380-968	.393	205-554	.370	112-148	.757	44	386	430	3.5	299-7	232	205	47	133	1077	8.8

Single Game Highs

Statistic	Value	
Points	28	at Washington 11/09/21
Rebounds	9	at Bradley 12/22/22
Assists	6	vs Eastern Mich. 01/11/20, vs Concord 12/30/22
Steals	4	4 times
Blocks	3	at Marquette 11/27/21
FG Made	9	at Central Mich. 03/05/21, at Washington 11/09/21
FG Attempts	20	vs Ball St. 12/08/20, at Toledo 12/22/20
3FG Made	6	at Washington 11/09/21, vs Concord 12/30/22
3FG Attempts	11	vs Ball St. 12/08/20, at Washington 11/09/21, at Bowling Green 02/05/22
FT Made	7	vs Ball St. 01/27/22
FT Attempts	8	vs Ball St. 01/27/22



5 • TAVARI JOHNSON • FR • G • LAGRANGE PARK, ILL.

SEASON STATS



Opponent	Date	GS	MIN	Total		3-Pointers		Free throws		Rebounds				PF	A	TO	BLK	STL	PTS	AVG
				FG-FGA	PCT	3FG-3FGA	PCT	FT-FTA	PCT	OFF	DEF	TOT	AVG							
vs Mississippi St.	11/11/2022		05:43	0-0	.000	0-0	.000	0-0	.000	0	0	0	0.0	0	0	0	0	0	0.0	
Morgan St.	11/15/2022		03:29	1-1	1.000	0-0	.000	0-0	.000	0	0	0	0.0	0	0	0	0	0	2 1.0	
vs Western Ky.	11/21/2022		02:56	0-0	.000	0-0	.000	0-0	.000	0	1	1	0.3	1	0	2	0	0	0.7	
vs LSU	11/22/2022		10:52	1-3	.333	1-1	1.000	2-2	1.000	0	0	0	0.3	3	0	2	0	2	5 1.8	
vs Nevada	11/23/2022		26:26	9-10	.900	3-3	1.000	0-0	.000	0	3	3	0.8	3	4	3	0	2	21 5.6	
at Marshall	11/30/2022		27:19	7-13	.538	2-5	.400	0-0	.000	2	2	4	1.3	1	4	1	0	1	16 7.3	
Muskingum	12/04/2022	*	21:09	3-7	.429	3-6	.500	0-0	.000	0	5	5	1.9	0	6	0	0	1	9 7.6	
Jackson St.	12/11/2022	*	24:09	2-5	.400	2-5	.400	0-0	.000	0	1	1	1.8	4	2	5	0	1	6 7.4	
Wright St.	12/14/2022	*	27:33	6-14	.429	0-3	.000	2-4	.500	1	1	2	1.8	2	1	1	1	4	14 8.1	
Maine	12/19/2022	*	28:51	2-6	.333	1-3	.333	0-0	.000	1	6	7	2.3	0	3	4	0	1	5 7.8	
at Bradley	12/22/2022	*	26:46	1-7	.143	0-3	.000	0-0	.000	1	4	5	2.5	0	1	2	1	1	2 7.3	
Concord	12/30/2022	*	20:48	2-6	.333	1-3	.333	1-2	.500	0	2	2	2.5	2	5	4	0	1	6 7.2	
NIU	01/03/2023	*	28:07	3-9	.333	1-3	.333	1-2	.500	1	0	1	2.4	4	0	4	1	0	8 7.2	
at Ball St.	01/06/2023	*	30:49	3-11	.273	1-4	.250	0-0	.000	0	6	6	2.6	2	0	6	0	1	7 7.2	
at Bowling Green	01/10/2023	*	15:06	1-5	.200	1-4	.250	0-0	.000	0	1	1	2.5	1	1	0	0	0	3 6.9	
Eastern Mich.	01/13/2023		18:36	3-4	.750	0-1	.000	0-0	.000	0	3	3	2.6	4	9	1	0	0	6 6.9	
at Central Mich.	01/17/2023		14:45	0-5	.000	0-2	.000	0-0	.000	0	3	3	2.6	3	3	1	0	1	0 6.5	
at Western Mich.	01/21/2023		13:59	0-2	.000	0-1	.000	0-0	.000	0	0	0	2.4	2	0	0	0	1	0 6.1	
Miami (OH)	01/24/2023		07:58	1-2	.500	1-1	1.000	0-0	.000	0	0	0	2.3	1	0	1	0	0	3 5.9	
Ohio	01/28/2023		08:25	3-3	1.000	0-0	.000	0-0	.000	0	0	0	2.2	3	1	0	0	0	6 6.0	
Totals		9	363:47	48-113	.425	17-48	.354	6-10	.600	6	38	44	2.2	36	40	37	3	17	119	6.0

Player Averages

Games Played	Minutes/game	Points/game	FG Pct	3FG Pct	FT Pct	Rebounds/game	Assists/game	Turnovers/game	Assist/Turnover ratio	Steals/game	Blocks/game
20	18.2	6.0	42.5	35.4	60.0	2.2	2.0	1.9	1.1	0.9	0.2

CAREER STATS

SEASON	TEAM	GP-GS	MIN/AVG	Field Goals		3-Point		F-Throws		Rebounds				Scoring						
				FG-FGA	FG%	3FG-3FGA	3FG%	FT-FTA	FT%	OFF	DEF	TOT	AVG	PF-FO	A	TO	BLK	STL	PTS	AVG
2022-23	UA	20-9	364/18.2	48-113	.425	17-48	.354	6-10	.600	6	38	44	2.2	36-0	40	37	3	17	119	6.0
TOTAL		20-9	364/18.2	48-113	.425	17-48	.354	6-10	.600	6	38	44	2.2	36-0	40	37	3	17	119	6.0

Single Game Highs

Statistic	Value
Points	21 vs Nevada 11/23/22
Rebounds	7 vs Maine 12/19/22
Assists	9 vs Eastern Mich. 01/13/23
Steals	4 vs Wright St. 12/14/22
Blocks	1 vs Wright St. 12/14/22, at Bradley 12/22/22, vs NIU 01/03/23
FG Made	9 vs Nevada 11/23/22
FG Attempts	14 vs Wright St. 12/14/22
3FG Made	3 vs Muskingum 12/04/22, vs Nevada 11/23/22
3FG Attempts	6 vs Muskingum 12/04/22
FT Made	2 vs Wright St. 12/14/22, vs LSU 11/22/22
FT Attempts	4 vs Wright St. 12/14/22



11 • SAMMY HUNTER • JR • F • NASSAU, BAHAMAS



SEASON STATS

Opponent	Date	GS	MIN	Total		3-Pointers		Free throws		Rebounds				PF	A	TO	BLK	STL	PTS	AVG	
				FG-FGA	PCT	3FG-3FGA	PCT	FT-FTA	PCT	OFF	DEF	TOT	AVG								
South Dakota St.	11/07/2022	*	22:16	2-10	.200	0-6	.000	0-0	.000	1	3	4	4.0	1	0	1	0	0	4	4.0	
vs Mississippi St.	11/11/2022	*	23:40	2-8	.250	1-5	.200	0-1	.000	0	3	3	3.5	1	0	0	0	0	5	4.5	
Morgan St.	11/15/2022	*	15:30	2-6	.333	0-3	.000	0-1	.000	1	1	2	3.0	0	2	1	0	0	4	4.3	
vs Western Ky.	11/21/2022	*	18:39	3-8	.375	1-5	.200	0-0	.000	0	1	1	2.5	2	0	0	0	0	7	5.0	
vs LSU	11/22/2022	*	27:09	4-14	.286	3-11	.273	2-2	1.000	1	0	1	2.2	0	0	0	0	1	13	6.6	
vs Nevada	11/23/2022	*	11:45	0-4	.000	0-2	.000	0-0	.000	0	0	0	1.8	1	0	0	0	0	0	5.5	
at Marshall	11/30/2022		17:52	4-10	.400	1-3	.333	0-1	.000	1	5	6	2.4	1	1	0	0	0	9	6.0	
Muskingum	12/04/2022		18:50	4-8	.500	1-3	.333	0-0	.000	2	2	4	2.6	1	1	0	0	0	9	6.4	
Jackson St.	12/11/2022		15:54	1-5	.200	0-4	.000	2-2	1.000	2	1	3	2.7	2	2	0	0	0	4	6.1	
Wright St.	12/14/2022		16:35	5-8	.625	3-6	.500	0-0	.000	0	4	4	2.8	2	0	1	1	0	13	6.8	
Maine	12/19/2022		20:16	0-4	.000	0-3	.000	0-0	.000	0	2	2	2.7	1	2	1	0	0	0	6.2	
at Bradley	12/22/2022		18:19	2-9	.222	2-6	.333	2-2	1.000	1	1	2	2.7	0	0	0	0	0	8	6.3	
Concord	12/30/2022		18:08	2-5	.400	0-3	.000	0-0	.000	3	3	6	2.9	4	0	0	0	0	4	6.2	
NIU	01/03/2023	*	13:58	1-5	.200	1-5	.200	0-0	.000	0	1	1	2.8	2	0	1	0	0	3	5.9	
at Ball St.	01/06/2023	*	19:39	1-2	.500	1-2	.500	0-0	.000	3	0	3	2.8	5	0	0	0	0	3	5.7	
at Bowling Green	01/10/2023		25:03	7-9	.778	4-6	.667	1-1	1.000	2	1	3	2.8	1	0	2	1	1	19	6.6	
Eastern Mich.	01/13/2023	*	24:00	5-8	.625	3-6	.500	0-1	.000	2	2	4	2.9	1	1	1	0	1	13	6.9	
at Central Mich.	01/17/2023	*	16:24	4-5	.800	2-3	.667	2-4	.500	0	2	2	2.8	3	1	0	0	0	12	7.2	
at Western Mich.	01/21/2023	*	27:56	2-9	.222	2-8	.250	2-3	.667	0	3	3	2.8	3	0	0	0	0	8	7.3	
Miami (OH)	01/24/2023	*	17:59	3-6	.500	0-2	.000	0-0	.000	1	2	3	2.9	0	0	0	0	0	6	7.2	
Ohio	01/28/2023	*	21:17	3-4	.750	3-3	1.000	0-0	.000	0	0	0	2.7	1	0	1	0	0	9	7.3	
Totals			13	411:09	57-147	.388	28-95	.295	11-18	.611	20	37	57	2.7	32	10	9	2	3	153	7.3

Player Averages

Games Played	Minutes/game	Points/game	FG Pct	3FG Pct	FT Pct	Rebounds/game	Assists/game	Turnovers/game	Assist/Turnover ratio	Steals/game	Blocks/game
21	19.6	7.3	38.8	29.5	61.1	2.7	0.5	0.4	1.1	0.1	0.1

CAREER STATS

SEASON	TEAM	GP-GS	MIN/AVG	Field Goals		3-Point		F-Throws		Rebounds				Scoring						
				FG-FGA	FG%	3FG-3FGA	3FG%	FT-FTA	FT%	OFF	DEF	TOT	AVG	PF-FO	A	TO	BLK	STL	PTS	AVG
2019-20	OM	27-1	309/11.4	29-71	.408	1-8	.125	19-27	.704	14	23	37	1.4	47-0	11	15	4	6	78	2.9
2020-21	OM	25-0	198/7.9	20-42	.476	6-18	.333	10-16	.625	14	21	35	1.4	27-0	9	12	5	3	56	2.2
2021-22	OM	29-0	302/10.4	34-76	.447	5-25	.200	10-17	.588	19	15	34	1.2	43-0	4	12	5	6	83	2.9
2022-23	UA	21-13	411/19.6	57-147	.388	28-95	.295	11-18	.611	20	37	57	2.7	32-1	10	9	2	3	153	7.3
TOTAL FOR UA		21-13	411/19.6	57-147	.388	28-95	.295	11-18	.611	20	37	57	2.7	32-1	10	9	2	3	153	7.3
TOTAL		102-14	1220/12.0	140-336	.417	40-146	.274	50-78	.641	67	96	163	1.6	149-1	34	48	16	18	370	3.6

Single Game Highs

Statistic	Value	
Points	19	at Bowling Green 01/10/23
Rebounds	7	vs Louisiana Tech 03/19/21
Assists	2	9 times
Steals	3	vs Missouri 03/04/20
Blocks	3	vs Vanderbilt 02/29/20
FG Made	7	at Bowling Green 01/10/23
FG Attempts	14	vs LSU 11/22/22
3FG Made	4	at Bowling Green 01/10/23
3FG Attempts	11	vs LSU 11/22/22
FT Made	4	vs Seattle U 11/19/19
FT Attempts	4	9 times



12 • PAT MAYFIELD • FR • G • ELGIN, ILL.



SEASON STATS

Opponent	Date	GS	MIN	Total		3-Pointers		Free throws		Rebounds				PF	A	TO	BLK	STL	PTS	AVG
				FG-FGA	PCT	3FG-3FGA	PCT	FT-FTA	PCT	OFF	DEF	TOT	AVG							
Muskingum	12/04/2022		05:04	0-1	.000	0-1	.000	0-0	.000	0	0	0	0.0	0	0	0	0	0	0	0.0
Maine	12/19/2022		01:13	1-1	1.000	0-0	.000	0-0	.000	0	1	1	0.5	0	0	0	0	0	2	1.0
at Bradley	12/22/2022		00:39	0-0	.000	0-0	.000	0-0	.000	0	0	0	0.3	0	0	0	0	1	0	0.7
Concord	12/30/2022		02:59	1-2	.500	0-1	.000	0-0	.000	0	3	3	1.0	0	0	0	0	0	2	1.0
NIU	01/03/2023		01:58	0-1	.000	0-0	.000	0-0	.000	0	1	1	1.0	0	0	0	1	0	0	0.8
Eastern Mich.	01/13/2023		04:48	0-1	.000	0-1	.000	1-2	.500	0	2	2	1.2	1	0	0	0	1	1	0.8
at Central Mich.	01/17/2023		01:25	0-0	.000	0-0	.000	0-0	.000	0	0	0	1.0	0	0	0	0	0	0	0.7
Totals		0	18:06	2-6	.333	0-3	.000	1-2	.500	0	7	7	1.0	1	0	0	1	2	5	0.7

Player Averages

Games Played	Minutes/game	Points/game	FG Pct	3FG Pct	FT Pct	Rebounds/game	Assists/game	Turnovers/game	Assist/Turnover ratio	Steals/game	Blocks/game
7	2.6	0.7	33.3	0.0	50.0	1.0	0.0	0.0	0.0	0.3	0.1

CAREER STATS

SEASON	TEAM	GP-GS	MIN/AVG	Field Goals		3-Point		F-Throws		Rebounds				Scoring							
				FG-FGA	FG%	3FG-3FGA	3FG%	FT-FTA	FT%	OFF	DEF	TOT	AVG	PF	FO	A	TO	BLK	STL	PTS	AVG
2022-23	UA	7-0	18/2.6	2-6	.333	0-3	.000	1-2	.500	0	7	7	1.0	1	0	0	0	1	2	5	0.7
TOTAL		7-0	18/2.6	2-6	.333	0-3	.000	1-2	.500	0	7	7	1.0	1	0	0	0	1	2	5	0.7

Single Game Highs

Statistic	Value
Points	2 vs Maine 12/19/22, vs Concord 12/30/22
Rebounds	3 vs Concord 12/30/22
Steals	1 at Bradley 12/22/22, vs Eastern Mich. 01/13/23
Blocks	1 vs NIU 01/03/23
FG Made	1 vs Maine 12/19/22, vs Concord 12/30/22
FG Attempts	2 vs Concord 12/30/22
3FG Attempts	1 vs Muskingum 12/04/22, vs Concord 12/30/22, vs Eastern Mich. 01/13/23
FT Made	1 vs Eastern Mich. 01/13/23



13 • XAVIER CASTANEDA • JR • G • CHICAGO, ILL.



SEASON STATS

Opponent	Date	GS	MIN	Total		3-Pointers		Free throws		Rebounds				PF	A	TO	BLK	STL	PTS	AVG
				FG-FGA	PCT	3FG-3FGA	PCT	FT-FTA	PCT	OFF	DEF	TOT	AVG							
South Dakota St.	11/07/2022	*	41:22	9-14	.643	8-12	.667	5-5	1.000	0	1	1	1.0	0	7	2	0	2	31	31.0
vs Mississippi St.	11/11/2022	*	35:18	5-14	.357	3-10	.300	7-10	.700	1	3	4	2.5	2	6	2	0	3	20	25.5
Morgan St.	11/15/2022	*	35:42	2-10	.200	2-8	.250	10-13	.769	0	6	6	3.7	2	2	2	0	2	16	22.3
vs Western Ky.	11/21/2022	*	36:39	6-12	.500	1-4	.250	3-3	1.000	0	4	4	3.8	3	3	2	0	0	16	20.8
vs LSU	11/22/2022	*	36:06	6-16	.375	4-9	.444	12-16	.750	1	5	6	4.2	0	4	3	0	1	28	22.2
at Nevada	11/23/2022	*	31:01	2-10	.200	2-9	.222	5-7	.714	0	3	3	4.0	2	1	1	0	0	11	20.3
at Marshall	11/30/2022	*	29:41	1-13	.077	1-9	.111	1-4	.250	1	4	5	4.1	2	3	1	0	0	4	18.0
Muskingum	12/04/2022	*	20:56	6-11	.545	5-8	.625	0-0	.000	0	5	5	4.3	0	0	1	1	0	17	17.9
Jackson St.	12/11/2022	*	30:19	5-8	.625	2-4	.500	11-13	.846	1	3	4	4.2	0	2	1	0	1	23	18.4
Wright St.	12/14/2022	*	34:12	5-10	.500	2-6	.333	7-8	.875	0	6	6	4.4	1	3	3	0	2	19	18.5
Maine	12/19/2022	*	28:37	11-15	.733	7-8	.875	4-4	1.000	1	3	4	4.4	0	3	3	0	2	33	19.8
at Bradley	12/22/2022	*	31:02	3-16	.188	3-8	.375	10-11	.909	2	4	6	4.5	0	2	3	0	0	19	19.8
Concord	12/30/2022	*	31:46	3-12	.250	3-9	.333	8-9	.889	1	4	5	4.5	0	3	0	0	1	17	19.5
at Bowling Green	01/10/2023	*	36:39	6-16	.375	3-8	.375	1-1	1.000	0	1	1	4.3	1	5	3	0	2	16	19.3
Eastern Mich.	01/13/2023	*	27:01	5-12	.417	2-9	.222	11-12	.917	1	5	6	4.4	0	5	1	0	0	23	19.5
at Central Mich.	01/17/2023	*	31:30	3-7	.429	1-4	.250	6-9	.667	0	4	4	4.4	3	5	2	0	1	13	19.1
at Western Mich.	01/21/2023	*	36:44	11-25	.440	4-16	.250	6-7	.857	2	5	7	4.5	4	1	1	0	3	32	19.9
Miami (OH)	01/24/2023	*	35:46	8-16	.500	6-13	.462	10-11	.909	1	3	4	4.5	3	2	4	0	0	32	20.6
Ohio	01/28/2023	*	36:05	2-11	.182	2-8	.250	10-11	.909	1	4	5	4.5	1	1	0	0	2	16	20.3
Totals			19	626:27	.399	61-162	.377	127-154	.825	13	73	86	4.5	24	58	35	1	22	386	20.3

Player Averages

Games Played	Minutes/game	Points/game	FG Pct	3FG Pct	FT Pct	Rebounds/game	Assists/game	Turnovers/game	Assist/Turnover ratio	Steals/game	Blocks/game
19	33.0	20.3	39.9	37.7	82.5	4.5	3.1	1.8	1.7	1.2	0.1

CAREER STATS

SEASON	TEAM	GP-GS	MIN/AVG	Field Goals		3-Point		F-Throws		Rebounds				Scoring						
				FG-FGA	FG%	3FG-3FGA	3FG%	FT-FTA	FT%	OFF	DEF	TOT	AVG	PF-FO	A	TO	BLK	STL	PTS	AVG
2018-19	USF	38-3	710/18.7	47-141	.333	17-53	.321	53-76	.697	18	42	60	1.6	57-0	65	59	1	19	164	4.3
2019-20	USF	31-15	792/25.5	52-157	.331	25-80	.313	31-46	.674	6	64	70	2.3	53-0	54	53	2	31	160	5.2
2020-21	USF	20-5	475/23.8	54-150	.360	24-62	.387	37-42	.881	4	42	46	2.3	30-0	52	34	2	9	169	8.5
2021-22	UA	34-34	1089/32.0	140-344	.407	75-201	.373	107-130	.823	23	101	124	3.6	59-2	78	50	3	31	462	13.6
2022-23	UA	19-19	626/33.0	99-248	.399	61-162	.377	127-154	.825	13	73	86	4.5	24-0	58	35	1	22	386	20.3
TOTAL FOR UA		53-53	1715/32.4	239-592	.404	136-363	.375	234-284	.824	36	174	210	4.0	83-2	136	85	4	53	848	16.0
TOTAL		142-76	3693/26.0	392-1040	.377	202-558	.362	355-448	.792	64	322	386	2.7	223-2	307	231	9	112	1341	9.4

Single Game Highs

Statistic	Value
Points	33 vs Maine 12/19/22
Rebounds	7 4 times
Assists	7 vs South Dakota St. 11/07/22
Steals	5 vs Kent St. 03/12/22
Blocks	1 9 times
FG Made	11 vs Maine 12/19/22, at Western Mich. 01/21/23
FG Attempts	25 at Western Mich. 01/21/23
3FG Made	8 vs South Dakota St. 11/07/22
3FG Attempts	16 at Western Mich. 01/21/23
FT Made	12 vs LSU 11/22/22
FT Attempts	16 vs LSU 11/22/22



20 • EVAN WILSON • FR • G • NOBLESVILLE, IND.



SEASON STATS

Opponent	Date	GS	MIN	Total		3-Pointers		Free throws		Rebounds				Scoring							
				FG-FGA	PCT	3FG-3FGA	PCT	FT-FTA	PCT	OFF	DEF	TOT	AVG	PF	A	TO	BLK	STL	PTS	AVG	
vs Mississippi St.	11/11/2022		00:41	0-0	.000	0-0	.000	0-0	.000	0	0	0	0.0	0	0	0	0	0	0	0	0.0
Muskingum	12/04/2022		08:01	1-5	.200	1-4	.250	0-2	.000	0	0	0	0.0	2	0	1	0	1	3	1.5	
Maine	12/19/2022		03:23	0-0	.000	0-0	.000	0-0	.000	0	1	1	0.3	1	2	0	0	1	0	1.0	
at Bradley	12/22/2022		00:39	0-0	.000	0-0	.000	0-0	.000	0	0	0	0.3	0	0	0	0	0	0	0.8	
Concord	12/30/2022		04:09	1-1	1.000	1-1	1.000	0-0	.000	0	0	0	0.2	1	1	1	0	0	3	1.2	
NIU	01/03/2023		02:20	1-1	1.000	1-1	1.000	0-0	.000	0	0	0	0.2	0	0	0	0	0	3	1.5	
Eastern Mich.	01/13/2023		06:23	1-2	.500	1-2	.500	0-0	.000	0	0	0	0.1	0	0	0	0	0	3	1.7	
at Central Mich.	01/17/2023		01:25	0-1	.000	0-0	.000	0-0	.000	0	0	0	0.1	0	0	0	0	0	0	1.5	
Totals		0	27:01	4-10	.400	4-8	.500	0-2	.000	0	1	1	0.1	4	3	2	0	2	12	1.5	

Player Averages

Games Played	Minutes/game	Points/game	FG Pct	3FG Pct	FT Pct	Rebounds/game	Assists/game	Turnovers/game	Assist/Turnover ratio	Steals/game	Blocks/game
8	3.4	1.5	40.0	50.0	0.0	0.1	0.4	0.3	1.5	0.3	0.0

CAREER STATS

SEASON	TEAM	GP-GS	MIN/AVG	Field Goals		3-Point		F-Throws		Rebounds				Scoring						
				FG-FGA	FG%	3FG-3FGA	3FG%	FT-FTA	FT%	OFF	DEF	TOT	AVG	PF-FO	A	TO	BLK	STL	PTS	AVG
2021-22	UA	6-0	14/2.4	1-4	.250	0-3	.000	0-0	.000	0	0	0	0.0	1-0	2	0	0	1	2	0.3
2022-23	UA	8-0	27/3.4	4-10	.400	4-8	.500	0-2	.000	0	1	1	0.1	4-0	3	2	0	2	12	1.5
TOTAL		14-0	41/2.9	5-14	.357	4-11	.364	0-2	.000	0	1	1	0.1	5-0	5	2	0	3	14	1.0

Single Game Highs

Statistic	Value
Points	3 4 times
Rebounds	1 vs Maine 12/19/22
Assists	2 vs Maine 12/19/22
Steals	1 vs Wheeling 11/18/21, vs Muskingum 12/04/22, vs Maine 12/19/22
FG Made	1 5 times
FG Attempts	5 vs Muskingum 12/04/22
3FG Made	1 4 times
3FG Attempts	4 vs Muskingum 12/04/22
FT Attempts	2 vs Muskingum 12/04/22



22 · MIKAL DAWSON · JR · W · HUNTINGTON, W.VA.



SEASON STATS

Opponent	Date	GS	MIN	Total		3-Pointers		Free throws		Rebounds				PF	A	TO	BLK	STL	PTS	AVG	
				FG-FGA	PCT	3FG-3FGA	PCT	FT-FTA	PCT	OFF	DEF	TOT	AVG								
at Ohio St.	11/09/2021		10:03	1-5	.200	0-3	.000	0-1	.000	1	1	2	2.0	2	0	2	0	0	2	2.0	
Point Park	11/13/2021		20:24	4-8	.500	4-8	.500	0-0	.000	1	1	2	2.0	3	2	1	0	1	12	7.0	
Wheeling	11/18/2021		20:51	2-4	.500	1-3	.333	0-2	.000	1	2	3	2.3	1	1	2	0	1	5	6.3	
vs Fordham	11/22/2021		16:59	0-1	.000	0-0	.000	0-0	.000	1	1	2	2.3	2	2	0	0	2	0	4.8	
vs App State	11/23/2021		14:13	3-7	.429	2-6	.333	0-0	.000	0	3	3	2.4	2	0	0	0	1	8	5.4	
vs Evansville	11/24/2021		24:26	1-3	.333	1-2	.500	0-0	.000	2	2	4	2.7	2	1	1	0	1	3	5.0	
Marshall	12/01/2021		28:20	0-2	.000	0-1	.000	0-0	.000	3	1	4	2.9	2	1	0	0	0	0	4.3	
Southern U.	12/04/2021		22:49	2-6	.333	2-6	.333	1-2	.500	2	3	5	3.1	4	1	2	0	2	7	4.6	
Florida A&M	12/12/2021		10:18	0-2	.000	0-2	.000	0-0	.000	0	1	1	2.9	3	0	0	0	0	0	4.1	
at Wright St.	12/15/2021		28:14	1-5	.200	1-5	.200	0-0	.000	0	1	1	2.7	2	1	0	0	1	3	4.0	
Buffalo	01/01/2022		27:32	3-6	.500	3-6	.500	0-0	.000	1	3	4	2.8	0	0	0	0	1	9	4.5	
Ohio	01/04/2022		34:35	4-11	.364	4-9	.444	2-2	1.000	0	3	3	2.8	1	2	0	0	1	14	5.3	
Ball St.	01/11/2022		21:51	4-6	.667	2-4	.500	0-1	.000	2	2	4	2.9	4	0	2	1	0	10	5.6	
at Kent St.	01/14/2022		21:27	0-2	.000	0-2	.000	0-0	.000	0	0	0	2.7	2	0	1	0	0	0	5.2	
Western Mich.	01/18/2022		22:41	3-7	.429	3-6	.500	0-0	.000	1	2	3	2.7	2	1	1	0	1	9	5.5	
at Bowling Green	01/20/2022		26:11	1-4	.250	1-4	.250	0-0	.000	1	2	3	2.8	1	0	0	0	0	3	5.3	
Eastern Mich.	01/22/2022		17:39	0-2	.000	0-2	.000	0-0	.000	0	2	2	2.7	1	0	2	0	0	0	5.0	
at Central Mich.	01/25/2022		20:11	0-1	.000	0-1	.000	0-0	.000	2	1	3	2.7	1	1	0	0	0	0	4.7	
at Toledo	01/28/2022		27:42	4-9	.444	3-8	.375	3-3	1.000	3	4	7	2.9	2	0	1	0	0	14	5.2	
Miami (OH)	02/04/2022		26:16	0-4	.000	0-4	.000	2-2	1.000	2	3	5	3.1	1	1	0	0	0	2	5.1	
at Miami (OH)	02/06/2022		17:50	0-1	.000	0-1	.000	1-2	.500	1	0	1	3.0	2	2	0	0	2	1	4.9	
at NIU	02/08/2022		23:54	2-5	.400	2-4	.500	0-0	.000	1	2	3	3.0	2	1	1	0	0	6	4.9	
Kent St.	02/11/2022		19:52	1-3	.333	1-3	.333	1-2	.500	1	2	3	3.0	1	1	1	0	1	4	4.9	
at Western Mich.	02/15/2022		21:22	1-2	.500	1-2	.500	0-0	.000	0	3	3	3.0	1	1	2	0	0	3	4.8	
NIU	02/17/2022	*	22:10	2-5	.400	1-4	.250	2-2	1.000	0	0	0	2.8	3	0	1	0	3	7	4.9	
at Eastern Mich.	02/19/2022	*	23:32	1-4	.250	1-4	.250	0-0	.000	0	3	3	2.8	1	1	0	0	2	3	4.8	
Bowling Green	02/22/2022	*	27:28	4-7	.571	4-7	.571	5-6	.833	0	4	4	2.9	3	0	0	0	2	17	5.3	
at Ohio	02/25/2022	*	37:17	5-8	.625	1-4	.250	4-4	1.000	1	4	5	3.0	2	2	2	0	2	15	5.6	
at Ball St.	03/01/2022	*	34:12	4-9	.444	3-8	.375	0-0	.000	1	3	4	3.0	2	1	0	0	4	11	5.8	
Central Mich.	03/04/2022	*	32:27	1-5	.200	1-4	.250	2-4	.500	3	5	8	3.2	1	2	1	0	1	5	5.8	
vs Buffalo	03/10/2022	*	33:38	5-9	.556	3-4	.750	1-2	.500	2	2	4	3.2	1	1	1	0	1	14	6.0	
vs Toledo	03/11/2022	*	28:19	3-6	.500	3-6	.500	0-0	.000	0	5	5	3.3	3	0	0	1	0	9	6.1	
vs Kent St.	03/12/2022	*	28:38	1-2	.500	1-1	1.000	0-0	.000	2	3	5	3.3	0	1	0	0	3	3	6.0	
vs UCLA	03/17/2022	*	31:27	1-4	.250	0-2	.000	0-0	.000	3	2	5	3.4	1	1	1	0	1	2	5.9	
Totals			10	824:47	64-165	.388	49-136	.360	24-35	.686	38	76	114	3.4	61	28	25	2	34	201	5.9

CAREER STATS

SEASON	TEAM	GP-GS	MIN/AVG	Field Goals		3-Point		F-Throws		Rebounds				Scoring						
				FG-FGA	FG%	3FG-3FGA	3FG%	FT-FTA	FT%	OFF	DEF	TOT	AVG	PF-FO	A	TO	BLK	STL	PTS	AVG
2019-20	UA	17-0	75/4.4	2-12	.167	0-7	.000	2-4	.500	7	9	16	0.9	9-0	1	6	1	1	6	0.4
2020-21	UA	23-0	305/13.3	34-81	.420	20-62	.323	10-13	.769	19	31	50	2.2	25-0	14	9	0	10	98	4.3
2021-22	UA	34-10	825/24.3	64-165	.388	49-136	.360	24-35	.686	38	76	114	3.4	61-0	28	25	2	34	201	5.9
TOTAL		74-10	1205/16.3	100-258	.388	69-205	.337	36-52	.692	64	116	180	2.4	95-0	43	40	3	45	305	4.1

Single Game Highs

Statistic	Value	
Points	17	vs Bowling Green 02/22/22
Rebounds	8	vs Central Mich. 03/04/22
Assists	2	9 times
Steals	4	at Ball St. 03/01/22
Blocks	1	at Bowling Green 02/25/20, vs Ball St. 01/11/22, vs Toledo 03/11/22
FG Made	5	at Western Mich. 01/23/21, at Ohio 02/25/22, vs Buffalo 03/10/22
FG Attempts	11	vs Ohio 01/04/22
3FG Made	4	vs Point Park 11/13/21, vs Ohio 01/04/22, vs Bowling Green 02/22/22
3FG Attempts	9	vs Cedarville 12/12/20, vs Ohio 01/04/22
FT Made	5	vs Bowling Green 02/22/22
FT Attempts	6	vs Bowling Green 02/22/22



25 • ENRIQUE FREEMAN • JR • F • CLEVELAND, OHIO



SEASON STATS

Opponent	Date	GS	MIN	Total		3-Pointers		Free throws		Rebounds				PF	A	TO	BLK	STL	PTS	AVG
				FG-FGA	PCT	3FG-3FGA	PCT	FT-FTA	PCT	OFF	DEF	TOT	AVG							
South Dakota St.	11/07/2022	*	34:07	10-15	.667	0-0	.000	3-4	.750	5	9	14	14.0	4	6	3	1	0	23	23.0
vs Mississippi St.	11/11/2022	*	27:33	3-5	.600	0-0	.000	3-4	.750	1	2	3	8.5	3	0	2	0	2	9	16.0
Morgan St.	11/15/2022	*	34:30	7-13	.538	0-0	.000	3-6	.500	7	6	13	10.0	2	2	3	3	1	17	16.3
vs Western Ky.	11/21/2022	*	35:18	7-8	.875	0-1	.000	4-8	.500	3	8	11	10.3	2	3	2	0	0	18	16.8
vs LSU	11/22/2022	*	33:60	1-6	.167	0-0	.000	1-4	.250	5	5	10	10.2	1	2	1	1	0	3	14.0
vs Nevada	11/23/2022	*	35:27	4-11	.364	0-0	.000	1-3	.333	2	7	9	10.0	3	2	2	1	0	9	13.2
at Marshall	11/30/2022	*	28:17	4-12	.333	0-0	.000	2-4	.500	4	10	14	10.6	4	2	2	0	1	10	12.7
Muskingum	12/04/2022	*	22:46	3-3	1.000	0-0	.000	2-4	.500	1	3	4	9.8	0	2	2	1	2	8	12.1
Jackson St.	12/11/2022	*	33:48	7-7	1.000	0-0	.000	3-4	.750	1	8	9	9.7	0	5	0	3	1	17	12.7
Wright St.	12/14/2022	*	24:04	4-9	.444	0-0	.000	0-0	.000	5	10	15	10.2	4	2	3	0	0	8	12.2
Maine	12/19/2022	*	24:17	7-12	.583	0-0	.000	0-0	.000	2	6	8	10.0	0	2	3	1	0	14	12.4
at Bradley	12/22/2022	*	31:02	5-12	.417	0-0	.000	1-3	.333	5	5	10	10.0	1	0	4	0	2	11	12.3
Concord	12/30/2022	*	24:11	7-8	.875	0-0	.000	4-10	.400	3	7	10	10.0	3	2	2	2	0	18	12.7
NIU	01/03/2023	*	30:32	10-18	.556	0-0	.000	7-10	.700	4	11	15	10.4	1	2	3	0	3	27	13.7
at Ball St.	01/06/2023	*	33:44	9-13	.692	0-0	.000	5-6	.833	5	9	14	10.6	4	1	4	2	2	23	14.3
at Bowling Green	01/10/2023	*	33:17	6-11	.545	0-1	.000	9-10	.900	3	13	16	10.9	2	1	1	1	0	21	14.8
Eastern Mich.	01/13/2023	*	20:34	5-7	.714	0-0	.000	10-11	.909	3	6	9	10.8	2	1	2	1	0	20	15.1
at Central Mich.	01/17/2023	*	22:52	2-4	.500	0-0	.000	4-6	.667	2	7	9	10.7	5	0	2	1	1	8	14.7
at Western Mich.	01/21/2023	*	36:00	3-7	.429	0-0	.000	0-0	.000	4	7	11	10.7	2	2	0	3	1	6	14.2
Miami (OH)	01/24/2023	*	24:10	5-7	.714	0-0	.000	3-4	.750	3	5	8	10.6	5	2	2	1	0	13	14.2
Ohio	01/28/2023	*	37:46	14-18	.778	0-0	.000	4-9	.444	4	11	15	10.8	1	2	3	0	0	32	15.0
Totals		21	628:14	123-206	.597	0-2	.000	69-110	.627	72	155	227	10.8	49	41	46	22	16	315	15.0

Player Averages

Games Played	Minutes/game	Points/game	FG Pct	3FG Pct	FT Pct	Rebounds/game	Assists/game	Turnovers/game	Assist/Turnover ratio	Steals/game	Blocks/game
21	29.9	15.0	59.7	0.0	62.7	10.8	2.0	2.2	0.9	0.8	1.0

CAREER STATS

SEASON	TEAM	GP-GS	MIN/AVG	Field Goals		3-Point		F-Throws		Rebounds				Scoring						
				FG-FGA	FG%	3FG-3FGA	3FG%	FT-FTA	FT%	OFF	DEF	TOT	AVG	PF-FO	A	TO	BLK	STL	PTS	AVG
2019-20	UA	7-0	13/1.9	1-1	1.000	0-0	.000	3-4	.750	1	3	4	0.6	1-0	0	0	1	0	5	0.7
2020-21	UA	23-20	517/22.5	77-104	.740	0-0	.000	27-41	.659	65	146	211	9.2	58-0	7	34	44	12	181	7.9
2021-22	UA	34-34	981/28.8	175-263	.665	0-3	.000	100-154	.649	111	256	367	10.8	100-4	46	64	41	16	450	13.2
2022-23	UA	21-21	628/29.9	123-206	.597	0-2	.000	69-110	.627	72	155	227	10.8	49-2	41	46	22	16	315	15.0
TOTAL		85-75	2139/25.2	376-574	.655	0-5	.000	199-309	.644	249	560	809	9.5	208-6	94	144	108	44	951	11.2

Single Game Highs

Statistic	Value	
Points	32	vs Ohio 01/28/23
Rebounds	21	vs Malone 12/19/20
Assists	6	vs South Dakota St. 11/07/22
Steals	3	vs NIU 01/03/23
Blocks	5	at Central Mich. 01/25/22, at Western Mich. 02/15/22
FG Made	14	vs Ohio 01/28/23
FG Attempts	18	vs NIU 01/03/23, vs Ohio 01/28/23
3FG Attempts	1	5 times
FT Made	10	vs Eastern Mich. 01/13/23
FT Attempts	12	vs Marshall 12/01/21



34 • NATE JOHNSON • FR • F • LIBERTY TWP, OHIO



SEASON STATS

Opponent	Date	GS	MIN	Total		3-Pointers		Free throws		Rebounds				PF	A	TO	BLK	STL	PTS	AVG
				FG-FGA	PCT	3FG-3FGA	PCT	FT-FTA	PCT	OFF	DEF	TOT	AVG							
South Dakota St.	11/07/2022		25:09	3-4	.750	1-2	.500	0-0	.000	0	2	2	2.0	2	1	0	1	1	7	7.0
vs Mississippi St.	11/11/2022		18:51	0-2	.000	0-2	.000	0-0	.000	0	1	1	1.5	1	0	0	0	0	0	3.5
Morgan St.	11/15/2022		21:20	4-6	.667	2-2	1.000	1-2	.500	1	1	2	1.7	2	1	1	0	2	11	6.0
vs Western Ky.	11/21/2022		29:08	3-3	1.000	3-3	1.000	0-0	.000	2	3	5	2.5	2	1	2	0	1	9	6.8
vs LSU	11/22/2022		20:20	0-2	.000	0-0	.000	0-0	.000	5	2	7	3.4	0	0	2	0	0	0	5.4
vs Nevada	11/23/2022		19:18	1-3	.333	0-1	.000	0-0	.000	0	3	3	3.3	4	0	1	0	2	2	4.8
at Marshall	11/30/2022	*	23:59	0-4	.000	0-1	.000	0-0	.000	2	3	5	3.6	1	0	2	0	0	0	4.1
Muskingum	12/04/2022		13:28	4-6	.667	1-2	.500	0-0	.000	1	2	3	3.5	2	0	1	0	0	9	4.8
Jackson St.	12/11/2022		11:27	0-3	.000	0-2	.000	0-0	.000	0	1	1	3.2	0	1	1	0	1	0	4.2
Wright St.	12/14/2022		12:38	0-1	.000	0-0	.000	0-0	.000	0	3	3	3.2	0	1	2	0	1	0	3.8
Maine	12/19/2022		17:36	0-1	.000	0-0	.000	1-2	.500	1	0	1	3.0	2	1	0	0	1	1	3.5
at Bradley	12/22/2022		15:26	0-2	.000	0-1	.000	0-0	.000	0	3	3	3.0	0	0	2	0	0	0	3.3
Concord	12/30/2022		15:48	4-6	.667	1-2	.500	0-0	.000	0	1	1	2.8	1	0	1	0	4	9	3.7
NIU	01/03/2023		29:53	3-6	.500	1-2	.500	1-2	.500	1	1	2	2.8	1	0	0	0	0	8	4.0
at Ball St.	01/06/2023		17:21	2-3	.667	0-0	.000	2-2	1.000	0	1	1	2.7	5	1	1	0	0	6	4.1
at Bowling Green	01/10/2023		15:16	0-1	.000	0-0	.000	2-2	1.000	1	3	4	2.8	4	1	0	0	0	2	4.0
Eastern Mich.	01/13/2023		13:50	2-4	.500	0-2	.000	0-0	.000	1	4	5	2.9	2	2	0	0	0	4	4.0
at Central Mich.	01/17/2023		21:28	2-5	.400	1-4	.250	0-0	.000	1	2	3	2.9	0	1	2	0	3	5	4.1
at Western Mich.	01/21/2023		11:01	1-2	.500	1-1	1.000	0-0	.000	0	0	0	2.7	1	0	0	0	0	3	4.0
Miami (OH)	01/24/2023		17:50	1-3	.333	0-1	.000	0-0	.000	2	2	4	2.8	2	2	0	0	0	2	3.9
Ohio	01/28/2023		22:24	1-1	1.000	1-1	1.000	0-0	.000	1	3	4	2.9	0	3	2	0	1	3	3.9
Totals		1	393:29	31-68	.456	12-29	.414	7-10	.700	19	41	60	2.9	32	16	20	1	17	81	3.9

Player Averages

Games Played	Minutes/game	Points/game	FG Pct	3FG Pct	FT Pct	Rebounds/game	Assists/game	Turnovers/game	Assist/Turnover ratio	Steals/game	Blocks/game
21	18.7	3.9	45.6	41.4	70.0	2.9	0.8	1.0	0.8	0.8	0.0

CAREER STATS

SEASON	TEAM	GP-GS	MIN/AVG	Field Goals		3-Point		F-Throws		Rebounds				Scoring						
				FG-FGA	FG%	3FG-3FGA	3FG%	FT-FTA	FT%	OFF	DEF	TOT	AVG	PF-FO	A	TO	BLK	STL	PTS	AVG
2022-23	UA	21-1	393/18.7	31-68	.456	12-29	.414	7-10	.700	19	41	60	2.9	32-1	16	20	1	17	81	3.9
TOTAL		21-1	393/18.7	31-68	.456	12-29	.414	7-10	.700	19	41	60	2.9	32-1	16	20	1	17	81	3.9

Single Game Highs

Statistic	Value	
Points	11	vs Morgan St. 11/15/22
Rebounds	7	vs LSU 11/22/22
Assists	3	vs Ohio 01/28/23
Steals	4	vs Concord 12/30/22
Blocks	1	vs South Dakota St. 11/07/22
FG Made	4	vs Morgan St. 11/15/22, vs Muskingum 12/04/22, vs Concord 12/30/22
FG Attempts	6	4 times
3FG Made	3	vs Western Ky. 11/21/22
3FG Attempts	4	at Central Mich. 01/17/23
FT Made	2	at Ball St. 01/06/23, at Bowling Green 01/10/23
FT Attempts	2	5 times



JOHN GROCE

Head Coach

Sixth Season at Akron

15th Season Overall

Taylor '94

Groce became the Akron Zips 22nd head coach on April 6, 2017. He completed his fifth season at Akron with a 94-59 overall record, including a 63-25 mark over the last three seasons.

In Mid-American Conference play, the Zips are 54-38 under Groce and 40-16 over the last three years, owning the best winning percentage (.714) in the league.

Groce has a long track record of building championship caliber teams and

all-around successful young men. The program's mission "to be impactful", and the vision "OneAkron", resonates with everyone involved in the program as he is notorious for saying "It takes a village."

In 2022, The University of Akron basketball program claimed the 2022 MAC Men's Basketball Tournament Championship and advanced to the 2022 NCAA Tournament for the fifth time in program history. Akron entered NCAA Tournament as a No. 13 seed and played against the No. 4 seed UCLA Bruins in the First Round of the East Region at the Moda Center in Portland, Oregon on March 17, 2022. The Zips fell 57-53. Akron won eight consecutive games entering the NCAA Tournament, including the last five regular season games and the three MAC Tournament games. The Zips finished the season with a 24-10 overall record and 14-6 record in league play.

In 2020, the Zips matched the best regular season record in program history at 24-7. Groce led the Zips to five consecutive Mid-American Conference Tournaments, earning the No. 4 seed and defeating fifth-seeded Buffalo (70-68) in the quarterfinal round, top-seeded Toledo (70-62) in the semifinal round and second-seeded Kent State (75-55) in the finals. Akron earned No. 1 seed in 2020 - the 2020 MAC Tournament was canceled due to the COVID-19 pandemic.

During his 27-year coaching career, he has helped coach teams to 19 postseason appearances in 24 opportunities, including six regular season conference championships, eight conference tournament championships, a National Runner-up, an Elite 8, an NCAA Sweet 16 and seven Round of 32 appearances. Over 27 years his teams have not only shown consistent success on the court but have demonstrated sustained excellence in the classroom as well.

Prior to joining the Zips, Groce was head men's basketball coach at the University of Illinois for five seasons. During his tenure at Illinois, he led the Illini to an average of 19 wins per season along with postseason appearances in four of his five years in Champaign, owning a 95-75 record.

He arrived at Illinois after four seasons as head coach at Ohio University, where he led the Bobcats to an 85-56 overall record as well as Mid-American Conference Tournament titles and NCAA Tournament appearances in 2010 and 2012. Groce pursued building a championship program in all phases. There were signature wins on the court, player development improvements, recruiting success, and achievement in the classroom as well.

Ohio was the story of the 2012 Tournament, advancing to the Sweet 16 as a No. 13 seed with victories over No. 4 seed Michigan followed by No. 12 seed South Florida. The Bobcats made a strong push for the Elite Eight before falling to No. 1 seed North Carolina in overtime in the regional semifinal. It marked just the second time in Ohio's school history and first since 1964 that the Bobcats won multiple games in the NCAA Tournament. Ohio finished the 2012 season with a school-record 29 wins and was known for its pressure defense, ranking second nationally in turnover percentage and third in steals percentage.

Ohio also made noise in the 2010 postseason. Playing in the school's first NCAA Tournament game in five seasons, the Bobcats received a No. 14 seed and defeated No. 3 seed Georgetown. With the 2010 and 2012 NCAA performances, Ohio became just the sixth school ever to win Tournament games as both a 13 and 14 seed.

Groce earned his first head-coaching job at Ohio following four seasons on Thad Matta's staff at Ohio State from 2005-08, the first two as assistant coach and last two as associate head coach. During Groce's time in Columbus the Buckeyes amassed a record of 105-35, advanced to the NCAA Championship game in 2007 and second round in 2006, claimed back-to-back outright Big Ten Championships in 2006 and 2007 and won the NIT in 2008.

Groce played a key role in recruiting many of the top players at Ohio State and was named Rivals' 2006 National Recruiter of the Year.

Groce earned a bachelor's degree in mathematics from Taylor in 1994. He and his wife, Allison, have two sons, Conner and Camden, and a daughter, Cate.

THE JOHN GROCE FILE

COACHING EXPERIENCE

2018-present	Akron	Head Coach
2013-17	Illinois	Head Coach
2009-12	Ohio	Head Coach
2007-08	Ohio State	Associate Head Coach
2005-06	Ohio State	Assistant Coach
2002-04	Xavier	Assistant Coach
2001	Butler	Assistant Coach
1997-00	N.C. State	Assistant Coach
1994-96	Taylor	Assistant Coach

YEAR-BY-YEAR COACHING RECORD

Year	Team	Overall	Conference	Finish/Postseason
2008-09	Ohio	15-17 (.468)	7-9 (.438)	6th East
2009-10	Ohio	22-15 (.595)	7-9 (.438)	5th East, NCAA Second Round
2010-11	Ohio	19-16 (.543)	9-7 (.563)	3rd East, CIT Quarterfinals
2011-12	Ohio	29-8 (.784)	11-5 (.688)	3rd East, NCAA Sweet 16
Ohio Totals (4 seasons)		85-56 (.603)	34-30 (.531)	
2012-13	Illinois	23-13 (.639)	8-10 (.444)	T7th, NCAA Third Round
2013-14	Illinois	20-15 (.571)	7-11 (.389)	T8th, NIT Second Round
2014-15	Illinois	19-14 (.576)	9-9 (.500)	T7th, NIT First Round
2015-16	Illinois	15-19 (.441)	5-13 (.278)	12th
2016-17	Illinois	18-14 (.563)	8-10 (.444)	9th
Illinois (5 seasons)		97-76 (.561)	37-53 (.411)	
2017-18	Akron	14-18 (.438)	6-12 (.333)	6th East
2018-19	Akron	17-16 (.515)	8-10 (.444)	4th East
2019-20	Akron	24-7 (.770)	14-4 (.760)	1st, MAC Champions
2020-21	Akron	15-8 (.667)	12-6 (.667)	3rd in MAC
2021-22	Akron	24-10 (.714)	14-6 (.727)	t-3rd, NCAA First Round
2022-23	Akron	15-6 (.667)	7-1 (.800)	
Akron (5 seasons)		109-65 (.619)	61-39 (.597)	
Career Totals (12 seasons)		230-197 (.593)	132-122 (.513)	

BIRTHDATE: Sept. 7, 1971 **EDUCATION:** Taylor University, B.S. in mathematics, 1994
HOMETOWN: Danville, Ind. **PLAYING CAREER:** 1991-93 Basketball (Taylor)
FAMILY: Wife- Allison, Children- Conner, Camden, and Cate



Groce ALL-Time Record vs Opponents

THE NUMBERS ON AKRON HOOPS...

4 Akron has won three MAC tournament titles to represent the league in the NCAA Tournament.

17 The number of times the Zips have finished in the top-three in the MAC East since divisional play began during the 1997-98 season.

19 Only 10 teams had at least 19 wins every season since the start of the 2004-05 campaign, including the Zips.

21 Akron was one of just four programs in all of Division I basketball to post at least 21 wins in 12 straight-seasons.

87 Akron has posted 87 winning seasons in 121 years of basketball.

86.6 The Zips have a home winning percentage of 86.6 since the start of the 2004-05 campaign (252-38).

136 The number of wins in league play the Zips have posted since the start of the 2012 MAC schedule 136-68, .696).

216 Akron has posted 216 wins in conference play since the 2004-05 season (216-104 .). The Zips' 216 wins are the most in the league during that stretch.

252 Akron has posted 252 home wins since the 2004-05 campaign (252-38, .866).

427 The number of wins the Zips have posted since the start of the 2004-05 season, the most victories in the MAC.

710 The number of consecutive games that Akron has made at least one 3-point basket.

1,688 The Zips have won 1,688 games in their 122 seasons of basketball. Akron was the 56th Division I program to post 1,500 all-time wins.

Opponent	UA W-L	TOT W-L			
Akron	0-0	6-4	Minnesota	0-0	6-3
Alabama	0-0	0-1	Mississippi State	0-1	0-1
Alabama State	1-0	2-0	Mississippi Valley State	1-0	1-0
American	0-0	1-0	Missouri	0-0	4-1
Appalachian State	1-1	1-1	Morgan State	1-0	2-0
Arkansas State	0-0	1-0	Muskingum	0-0	0-0
Auburn	0-0	2-0	Nebraska	0-0	5-3
Austin Peay	0-0	2-1	Nevada	0-2	0-2
BYU	0-0	1-0	Norfolk State	0-0	2-0
Ball State	5-4	8-7	North Carolina	0-0	0-1
Baylor	0-0	1-0	North Carolina Central	1-0	1-0
Boston U.	0-0	1-0	North Carolina A&T	0-0	2-0
Bowling Green	9-3	12-9	North Carolina State	0-0	1-0
Bradley	0-1	1-1	North Dakota State	0-0	1-0
Brown	0-0	1-0	North Florida	0-0	0-1
Bucknell	0-0	1-0	Northern Illinois	5-3	9-3
Buffalo	3-8	8-12	Northern Iowa	0-0	1-0
Butler	0-0	1-0	Northern Kentucky	0-0	1-0
Carnegie Mellon	1-0	1-0	Northwestern	0-0	5-3
Cedarville	2-0	2-0	Notre Dame	0-0	0-1
Central Michigan	7-1	10-3	Oakland	0-0	1-1
Chaminade	0-0	1-0	Ohio	7-4	7-4
Chattanooga	1-0	1-1	Ohio Valley	0-0	1-0
Chicago State	1-0	3-0	Ohio State	0-1	2-7
Clemson	0-1	0-2	Oregon	0-0	0-2
Cleveland State	1-0	1-0	Penn State	0-0	4-3
Colgate	0-0	1-0	Pittsburgh	0-0	0-1
Colorado	0-0	1-0	Point Park	1-0	1-0
Concord	3-0	3-0	Portland	0-0	1-0
Coppin State	0-0	1-0	Princeton	0-1	0-1
Dartmouth	0-0	1-0	Providence	0-0	0-1
Davidson	0-1	0-1	Purdue	0-0	3-5
Dayton	0-1	0-1	Robert Morris	0-0	0-3
Delaware	0-0	2-1	Rutgers	0-0	3-1
Detroit Mercy	1-0	2-0	St. Bonaventure	1-1	1-2
Eastern Kentucky	0-0	2-1	St. Francis (N.Y.)	0-0	2-0
Eastern Michigan	8-3	10-5	St. Francis (Pa.)	0-0	1-0
East Tennessee State	0-0	0-1	Santa Clara	0-0	1-0
Elon	0-0	1-0	South Carolina Upstate	1-0	1-0
Evansville	1-0	1-0	South Dakota	0-0	1-0
Fordham	0-1	0-1	South Dakota State	1-0	1-0
Florida State	0-0	0-1	South Florida	0-0	1-0
Florida A&M	1-0	1-0	Southeast Missouri	0-0	1-0
Gardner-Webb	0-0	1-0	Southern	2-0	2-0
George Mason	0-0	0-1	Temple	0-0	0-1
Georgetown	0-0	1-0	Tennessee	0-0	0-1
Georgia Southern	0-0	1-0	Tennessee-Martin	1-0	2-0
Georgia Tech	0-0	1-1	Tennessee State	1-0	1-0
Gonzaga	0-0	1-0	Texas A&M-Corpus Christi	0-0	1-0
Hampton	0-0	1-0	Toledo	1-6	6-7
Hawaii	0-0	1-0	Towson	0-0	0-0
Holy Cross	0-0	1-0	Tulane	1-0	1-0
Illinois State	0-1	2-1	Tulsa	0-0	1-1
Indiana	0-0	3-6	UAB	0-0	1-0
Indiana State	0-0	2-0	UIC	0-0	2-0
Iowa	0-0	4-4	UNC Asheville	0-0	1-0
Iowa State	0-0	0-1	UNLV	0-0	1-0
IPFW	1-1	2-1	USC	0-1	1-1
IUPUI	0-0	2-1	VCU	0-0	1-0
Jacksonville State	1-0	2-0	Valparaiso	0-0	2-0
Kansas	0-0	0-1	Villanova	0-0	0-1
Kennesaw State	0-0	2-0	West Virginia	0-1	0-2
Kent State	6-5	10-10	Western Carolina	0-0	2-0
Lamar	0-0	2-1	Western Kentucky	1-0	1-0
Louisville	0-1	0-3	Western Michigan	6-2	9-4
Liberty	0-1	0-1	Wheeling	1-0	1-0
LSU	0-1	0-1	William & Mary	0-0	1-0
Maine	1-0	1-0	Winthrop	0-0	1-1
Malone	3-0	3-0	Wisconsin	0-0	0-8
Marietta	0-0	1-0	Wright State	2-0	4-0
Massachusetts	1-0	1-0	Xavier	0-0	0-1
Marshall	2-2	4-5	Yale	0-0	1-0
Maryland	0-0	1-3	Youngstown State	1-0	1-0
McKendree	0-0	1-0	TOTAL	109-65	291-197
Merrimack	1-0	1-0			
Miami (Fla.)	0-0	0-2			
Miami (Ohio)	8-3	14-6			
Michigan	0-0	3-9			
Michigan State	0-0	3-4			
Middle Tennessee	0-0	1-0			



LAST TIME AKRON...

Scored 50+ points in a half: 7x Most: vs Point Park (50), 11/13/21 (2nd)
Scored 55+ points in a half: vs. Detroit (58), 12/18/13 (2nd)
Scored 60+ points in a half: vs. Denison (70), 12/7/05 (1st)
Scored 90+ Points: vs. Youngstown State (98), 11/10/18
Scored 90+ Points (MAC): Buffalo (91) 1/28/17
Scored 100+ Points: vs. Point Park (102), 11/13/21
Scored 100+ Points (MAC): at Northern Illinois (101, 2ot), 1/29/03
Scored 110+ Points: vs. Ball State (106, 2ot), 1/27/18
Scored 110+ Points (MAC): vs. Ball State (111, 2ot), 1/27/18
Scored 120+ Points: vs. Denison (123), 12/7/05
Scored 50 points or less: at Gonzaga (43), 12/10/16
Scored 50 points or less (MAC): vs. Ohio (50), 2/22/14
Scored 100 points in consecutive games: vs. Ball State (105, ot), 1/4/03; at Ohio (104, 4ot), 1/8/03
Scored 100 points in 3+ consecutive games: vs. Central Connecticut (100), 12/3/67; vs. Marietta (100), 12/10/67; at Heidelberg (102), 12/13/67
Won a game by 20+ points: vs. Radford (47, 88-41), 11/17/16
Won a game by 30+ points: vs. Chicago State (41, 87-46), 11/16/18
Won by one point: at Buffalo (91-90), 1/28/17
Lost by one point: at Northern Illinois (80-79), 2/13/16
Consecutive games decided by one point: at Bowling Green (W, 69-68), 1/31/15; at Ohio (L, 83-82), 2/4/15
Made 35+ field goals: vs. Point Park (36), 11/13/21
Made 40+ field goals: vs. Denison (46), 12/7/05
Made 45+ field goals: vs. Denison (46), 12/7/05
Made 50+ field goals: vs. Hiram (57), 2/25/61
Shot over 50% from the field: vs. Point Park (.500, 36-72), 11/13/21
Shot over 60% from the field: at IPFW (.643, 36-56), 3/19/14
Shot over 65% from the field: at Kent State (.660, 33-55), 1/24/98
Shot under 30% from the field: at North Dakota State (.298, 17-57), 12/16/14
Made 10+ 3-pointers: vs. Point Park (13) 11/13/21
Made 15+ 3-pointers (4x Last): at Eastern Michigan (18) 2/10/17
Made 20+ 3-pointers: vs. BGSU (20) 3/1/16
Made 0 3-pointers: vs. Purdue, 12/7/00
Shot over 50% from 3-point (10 att): vs. Buffalo (.591, 13-22), 2/24/17
Shot over 60% from 3-point (10 att): at Ohio (.600, 9-15), 1/12/14
Shot over 70% from 3-point (10 att): vs. Ohio (.750, 9-12), 3/10/12
Shot over 75% from 3-point (8 att): vs. Northern Ill. (.778, 7-9), 2/19/90
Made 20+ free throws: vs. Buffalo (20), 2/24/17
Made 25+ free throws: vs. Buffalo (26), 1/28/17
Made 30+ free throws: vs. Youngstown State (35), 12/21/07
Made 35+ free throws: vs. Youngstown State (35), 12/21/07
Made 40+ free throws: vs. Ball State (.905, 19-of-21), 1/27/18
Shot 100% from foul line (min. 10 att.): vs. Bowling Green (10-10), 2/21/17
Had 15+ steals: vs. Bluffton (17), 12/20/14
Had 20+ steals: vs. Tiffin (20), 11/19/06
Had 20+ assists: at Ohio (21), 2/27/13
Had 25+ assists: vs. North Carolina Central (26), 12/8/07
Had 30+ assists: vs. Denison (31), 12/7/05
Had 50+ rebounds: vs. Arkansas-Pine Bluff (50), 12/18/12
Had 60+ rebounds: vs. Coppin State (61), 1/2/13
Won rebounds by +20: vs. Coppin State (29, 61-32), 1/2/13
Lost rebounds by +20: vs. Canisius (20, 27-47), 11/15/08
Had 10+ blocked shots: at Buffalo (10), 2/16/16
Had 15+ blocked shots: vs. Kent State (15), 3/12/11
Had 5 or fewer turnovers: vs. Youngstown State (5), 11/10/18
Had 10 or fewer turnovers: at Western Michigan (8), 1/24/17
Had 20+ turnovers: vs. Miami (Ohio) (20), 2/21/15
Had 25+ turnovers: vs. Arkansas-Pine Bluff (25), 12/18/12
Won in overtime: at Ohio (83-80, 2OT), 1/12/14
Lost in overtime: vs. Ohio State (NIT: 72-63), 3/15/16
Played in two overtimes: vs. Ball State (L, 111-106, 2ot), 1/27/18
Played in three overtimes: vs. Xavier (L, 113-111), 12/21/96
Played in four overtimes: at Ohio (L, 112-104), 1/8/02
Played in five overtimes: at Eastern Kentucky (W, 88-86), 1/26/84
Played consecutive overtime games: vs. Ball State (W, 105-104, ot), 1/4/03; at Ohio (L, 112-104, 4ot), 1/8/03
Overcame a 10+ point deficit to win: Trailed 38-27 vs. CMU, won 89-85, 11/10/17
Overcame a 15+ point deficit to win: Trailed 52-37 at NIU, won 76-73, 1/31/17
Overcame a 20+ point deficit to win: Trailed 32-12 vs. Buffalo, won 68-64, 1/26/13

LAST TIME AN OPPONENT...

Scored 50+ points in a half: vs. Davidson (52), 12/25/17 (2nd)
Scored 55+ points in a half: vs. USC (55), 12/22/17 (2nd)
Scored 60+ points in a half: at Louisville (65), 12/10/05 (2nd)
Scored 90+ Points: Davidson (90), 12/25/17
Scored 90+ Points (MAC): Buffalo (90), 1/28/17
Scored 100+ Points: at Louisville (111), 12/10/05
Scored 100+ Points (MAC): at Northern Illinois (100, 2ot), 1/29/03
Scored 110+ Points: at Louisville (111), 12/10/05
Scored 110+ Points (MAC): vs. Ball State (111, 2ot), 1/27/18
Scored 120+ Points: at Eastern Kentucky (122), 1/19/80
Scored 50 points or less: vs. Radford (41), 1/28/17
Scored 50 points or less (MAC): vs. Miami (46), 1/23/16
Scored 100 points in consecutive games: vs. Ball State (104, ot), 1/4/03; at Ohio (112, 4ot), 1/8/03
Scored 100 points in consecutive games (MAC): vs. Ball State (104, ot), 1/4/03; at Ohio (112, 4ot), 1/8/03
Scored 100 points in 3+ consecutive games: Never
Won a game by 20+ points: vs. USC (31, 84-53), 12/21/17
Won a game by 30+ points: at South Carolina (32, 78-45), 12/28/13
Made 35+ field goals: at Buffalo (38), 2/19/14
Made 40+ field goals: at Louisville (40), 12/10/05
Made 45+ field goals: at Marshall (47), 12/21/51
Made 50+ field goals: Never
Shot over 50% from the field: vs. Davidson (.532, 33-62), 12/25/17
Shot over 60% from the field: at IPFW (.600, 33-55), 3/19/14
Shot over 65% from the field: vs. Ohio (.652, 30-46), 2/12/94
Shot under 30% from the field: vs. Western Michigan (.259, 14-54), 3/11/15
Made 10+ 3-pointers: Davidson (13), 12/25/17
Made 15+ 3-pointers 2x Most: vs. Marshall (12), 12/17/16
Made 0 3-pointers: at Valparaiso, 11/18/11
Shot over 50% from 3-point (10 att): vs. Eastern Michigan (.529, 9-17), 1/19/16
Shot over 60% from 3-point (10 att): at Ohio (.611, 11-18), 2/4/15
Shot over 70% from 3-point (10 att): vs. Toledo (.786, 11-14), 1/20/93
Shot over 75% from 3-point (10 att): at Toledo (.818, 9-11), 1/9/15
Made 20+ free throws: vs. USC (20), 12/25/17
Made 25+ free throws: at Kent State (25), 3/6/15
Made 30+ free throws: at Saint Mary's (32), 11/12/13
Made 35+ free throws: vs. Toledo (36, ot), 3/10/09
Made 40+ free throws: Never
Shot 90% from foul line: vs. Ohio (.900, 18-20), 2/27/15
Shot 100% from foul line (min. 10 att.): at Florida State (10-10), 3/18/08
Had 15+ steals: vs. Arkansas-Pine Bluff (18), 12/18/12
Had 20+ steals: Never
Had 20+ assists: at IPFW (20), 3/19/14
Had 25+ assists: at Northwestern (25), 3/13/12
Had 30+ assists: at Louisville (31), 12/10/05
Had 50+ rebounds: vs. Western Michigan (51), 3/11/11; (50), 1/8/16
Had 10+ blocked shots: vs. VCU (10), 2/23/08
Had 15+ blocked shots: Never
Had 5 or fewer turnovers: vs. Miami (Ohio) (5), 3/10/07
Had 10 or fewer turnovers 3x Least: vs. UMES (8), 12/22/16
Had 20+ turnovers: vs. Radford (22), 2/14/15
Had 30+ turnovers: vs. Canisius (30), 11/15/08
Overcame a 10+ point deficit to win: YSU trailed 41-30 and won 90-82, 11/12/16
Overcame a 15+ point deficit to win: Western Michigan trailed 37-19 and won 64-60 in overtime, 3/14/14



LAST TIME AN AKRON PLAYER...

SCORING

Scored 20+ Points: Xavier Castaneda (23), vs. Eastern Michigan 1/13/23
Scored 25+ Points: Enrique Freeman (27), vs. Northern Illinois 1/3/23
Scored 30+ Points: Xavier Castaneda (31), vs. South Dakota State, 11/7/22
Scored 35+ Points: Romeo Travis (37), vs. Bowling Green, 2/24/07
Scored 40+ Points: Derrick Tarver (44), vs. Wright State, 12/30/03
Scored 45+ Points: Jimond Ivey (48), vs. Ball State, 1/27/18
Scored 50+ Points: Never
Two players had 20+ points: Xavier Castaneda (43) and Enrique Freeman (22) vs Eastern Michigan, 1/13/23
Three players had 20+ points: Nikola Cvetinovic (27); Brett McClanahan (22); Zeke Marshall (22), vs. Youngstown State, 11/20/10
Two players had 25+ points: Kwan Cheatham (31); Isaiah Johnson (27), UB, 1/28/17
Two players had 30+ points: Rashon Brown (31); David Falknor (30), vs. Western Michigan, 3/4/02
Scored 20+ points, half: Derrick Tarver (27), vs. Wright State, 12/30/03 (1st)
Scored 20+ points in five-straight games: Derrick Tarver (6), 1/10/04-1/28/04
Scored 20+ points in 10+ straight games: Joe Jakubick (17), 1/9/84-3/3/84
Scored in double figures in 10+ straight games: Isaiah Johnson (13), 1/12-2/23/16
Scored in double figures in 15+ straight games: Demetrius "Tree" Treadwell (22), 1/8/14-11/14/14
Scored in double figures in 30+ straight games: Joe Jakubick (30), 3/11/82-3/3/84
All five starters scored in double figures: 2x Isaiah Johnson (15), Antino Jackson (13), Jimond Ivey (13), Kwan Cheatham, Jr. (10), Tavian Dunn-Martin (10); vs. UMS, 12/22/16
Kwan Cheatham (20), Noah Robotham (14), Isaiah Johnson (13), Jimond Ivey (13), and Antino Jackson (12) vs. Western Michigan 1/24/17
5 players scored in double figures Last: Xavier Castaneda (23), Enrique Freeman (20), Sammy Hunter (14), Trendon Hankerson (13), Greg Tribble (10), Amani Lyles (10); vs. Eastern Michigan 1/13/23
6 players scored in double figures: Xavier Castaneda (23), Enrique Freeman (20), Sammy Hunter (14), Trendon Hankerson (13), Greg Tribble (10), Amani Lyles (10); vs. Eastern Michigan 1/13/23
7 players scored in double figures: Bubba Walther (21), Zach Sowers (12), Matt Futch (11), Nick Dials (10), Dru Joyce (10), Romeo Travis (10), John Rybak (10); vs. Denison, 12/7/05
DOUBLE-DOUBLES
Had a double-double: Jimond Ivey (24 pts., 13 Rebs) vs Chattanooga 11/28/17
Two players with a double-double: Jimond Ivey (14 pts., 12 rebs.), Isaiah Johnson (10 pts., 10 rebs.); vs. Kent State, 3/3/17
Three players with a double-double: Kwan Cheatham, Jr. (16 pts., 12 Rebs); Isaiah Johnson (14 pts, 10 Rebs); Jimond Ivey (12 pts, 11 Rebs) all vs American 11/12/16
20-point, 10-rebound double-double: Enrique Freeman (21 pts., 13 rebs.), vs. BGSU, 1/10/23
25-point, 10-rebound double-double: Enrique Freeman (27 pts., 15 rebs.), vs. NIU 1/3/23
Double-double in points and assists: Dru Joyce (12 pts., 13 ast.), vs. Hampton, 11/27/04
Had a triple-double: Never
SHOOTING
Made 10+ field goals: Emmanuel Olojakpoke (10), vs. Fort Wayne 12/6/17
Made 15+ field goals: Jimond Ivey (15), at Ball State, 1/27/18
Attempted 20+ field goals: Jimond Ivey (23), at Ball State, 1/27/18
Attempted 25+ field goals: Derrick Tarver (25), at Ball State, 3/8/04
Made 5+ 3-pointers: Daniel Utomi (5), at EMU (2/10/17)
Made 7+ 3-pointers: Jimond Ivey (9), vs Ball State 1/27/18
Made 10+ 3-pointers: Bryan Trimble, Jr. (10), vs. Bowling Green, 1/20/22
Attempted 10+ 3-pointers: Josh Williams (10), vs. CMU, 1/10/17
Attempted 12+ 3-pointers: Jimond Ivey (12), vs Ball State 1/27/18
Attempted 15+ 3-pointers: Derrick Tarver (15), vs. Wright State, 12/30/03
Made a 3-pointer in 10+ straight games: Kwan Cheatham (14), 12/3/16-1/28/17
Made a 3-pointer in 15+ straight games: Steve McNees (16), 1/3/11-2/26/11
Made a 3-pointer in 20+ straight games: Brett McClanahan (20), 11/12/10-1/26/11
Shot 100% from 3-point range (min. 5 att.): Jake Kretzer (5-5), at Ohio, 2/27/13
FREE THROWS
Made 10+ free throws: Xavier Castaneda (11-of-12), vs. EMU, 1/13/23
Made 15+ free throws: Romeo Travis (16), vs. Bowling Green, 2/24/07
Made 20+ free throws: Jim Fenton (20), vs. John Carroll, 1/6/54
Made 20+ consecutive free throws: Darryl Roberts (30), 1/22/11-3/11/11
Made 30+ consecutive free throws: Darryl Roberts (30), 1/22/11-3/11/11
Attempted 15+ free throws: Isaiah Johnson (11-of-16), vs. CMU, 1/10/17
Attempted 20+ free throws: Romeo Travis (23), vs. Bowling Green, 2/24/07
Shot 100% from the foul line (min. 10 att.): Johnny Hollingsworth (10-10), vs. Marshall, 3/5/03

REBOUNDS

Had 10+ rebounds: Kwan Cheatham, Jr. (13), vs Ohio 2/4/17
Had 15+ rebounds: Isaiah Johnson (16), vs. Eastern Michigan 3/10/16
Had 20+ rebounds: Enrique Freeman (21) vs Malone 12/19/20; Bryan Roth (21), vs. Eastern Kentucky, 2/9/85
Had 25+ rebounds: Roger Johnson (25), vs. Ill. Wesleyan, 1/4/69
Had 10+ rebounds in three-consecutive games: Demetrius "Tree" Treadwell, 12/16/13-12/23/13
Had 10+ rebounds in four-consecutive games: Demetrius "Tree" Treadwell, 1/15/14-1/25/14
Had 10+ rebounds in five-consecutive games: Demetrius "Tree" Treadwell, 2/1/14-2/15/14
Two players had 10+ rebounds: Quincy Diggs (12), Demetrius "Tree" Treadwell (11); at Miami (Ohio), 2/26/14
Three players had 10+ rebounds: Jake Kretzer (12), Zeke Marshall (12), Nick Harney (11); vs. Coppin State, 1/2/13

ASSISTS

Had 7+ assists: Isaiah Johnson vs. Lipscomb (8), 1/3/17
Had 10+ assists: Alex Abreu (10), at Northwestern, 3/13/12
Had 12+ assists: Wendell Bates (12), vs. Kent State, 12/18/79
Had 15+ assists: Never

BLOCKED SHOTS

Had 5 blocked shots: Demetrius "Tree" Treadwell (5), at EMU, 1/22/14
Had 6 blocked shots: Zeke Marshall (6), vs. Buffalo, 1/26/13
Had 7 blocked shots: Zeke Marshall (7), vs. Kent State, 3/15/13
Had 8 blocked shots: Zeke Marshall (9), at Toledo, 1/23/13
Had 10+ blocked shots: Never

STEALS

Had 5 steals: Antino Jackson (5), at Miami, 1/14/17
Had 6 steals: Alex Abreu (6), at Mississippi State, 11/9/11
Had 7 steals: Jimmal Ball (7), at Buffalo, 1/24/00
Had 8 steals: Jimmal Ball (9), at Eastern Michigan, 1/19/00

LAST TIME AN OPPOSING PLAYER...

Scored 20+ Points: Braylon Rayson (27), at Central Michigan 1/10/17
Scored 30+ Points: Marcus Keene (33), at Central Michigan, 1/10/17; Blake Hamilton (33) 1/28/17; Jaaron Simmons (38) 2/4/17
Scored 40+ Points: Carlos Medlock (42), vs. Eastern Michigan, 3/11/10
Scored 50+ Points: Never
Had a double-double: Kenny Carpenter (CSU) (11 points and 12 rebounds) 11/11/17
Made 10+ field goals: Blake Hamilton (13) Buffalo 1/28/17; Jaaron Simmons (10) 2/4/17
Attempted 20+ field goals: Josh Hart (21) at Villanova, 11/22/15
Made 5+ 3-pointers: Jaaron Simmons (5-of-5) Ohi 2/4/17
Attempted 10+ 3-pointers: Anthlon Bell (13) at Arkansas, 11/18/15
Made 10+ free throws: Raven Lee (13), at Eastern Michigan, 2/14/15
Attempted 15+ free throws: D.J. Newbill (15), at Penn State, 11/25/14
Shot 100% from the foul line (min. 10 att.): Braylon Rayson (10-10), at Central Michigan, 1/12/16
Had 10+ rebounds: Kenny Carpenter (12) vs. Cleveland State, 11/11/17
Had 15+ rebounds: Jordan Fouse (16), at Green Bay, 11/24/15
Had 20+ rebounds: Reggie Keely (20), vs. Ohio, 2/14/10
Had 10+ assists: D.J. Cooper (10), at Ohio, 2/26/12
Had 5+ blocked shots: Jimmy Hall (5), at Kent State, 3/6/15
Had 5+ steals: Cameron Morse (5), at YSU, 11/12/16



The Zips All-Time Records vs Opponents

Adrian	1	0	2016-17	Same	W1	Findlay	1	1	1937-38	1938-39	L1
Air Force	1	0	2016-17	Same	W1	Florida Atlantic	1	0	1992-93	Same	W1
Alabama	0	1	2000-01	Same	L1	Florida A&M	2	0	2011-12	2021-22	W2
Alabama State	1	0	2018-19	2018-19	1-0	Fla. International	3	2	1987-88	1999-2000	L1
Albion	3	0	1946-47	1948-49	W3	Florida State	1	0	2007-08	Same	W1
Alfred	1	0	1938-39	1938-39	W1	Franklin & Marshall	2	1	1937-38	1939-40	W1
Allegheny	0	5	1905-06	1913-14	L5	Gannon	11	11	1945-46	1978-79	L1
Alliance (Pa.)	1	0	1969-70	1969-70	W1	Gardner-Webb	1	0	2006-07	Same	W1
American	5	1	1961-62	2016-17	W2	Geneva	10	6	1916-17	1965-66	W1
Appalachian State	1	1	2017-18	2021-22	L1	George Mason	2	0	1996-97	1997-98	W2
Arizona State	1	1	1950-51	1956-57	L1	Georgia Southern	1	0	2016-17	2016-17	W1
Arkansas	1	0	2015-16	Same	W1	Glenville	2	1	1936-37	1938-39	L1
Arkansas-Little Rock	1	1	2006-07	2010-11	W1	Gonzaga	0	2	2008-09	2016-17	L2
Arkansas-Pine Bluff	5	0	2009-10	2014-15	W5	Green Bay	3	6	1989-90	2015-16	L2
Ashland	25	3	1904-05	1989-90	W6	Grove City	1	1	1916-17	1917-18	W1
Augustana	1	0	1968-69	1968-69	W1	Hampton	3	1	2001-02	2004-05	W3
Austin Peay	11	9	1957-58	2009-10	W3	Hayward State	1	0	1974-75	Same	W1
Baldwin-Wallace	66	25	1902-03	1979-80	W7	Heidelberg	43	9	1910-11	1966-67	W14
Ball State	28	19	1937-38	2022-23	L1	Hillsdale	1	0	1948-49	1948-49	W1
Bellarmine	3	2	1967-68	1974-75	W3	Hiram	42	3	1904-05	2015-16	W40
Bethany	1	0	1966-67	Same	W1	Hofstra	5	1	1963-64	1970-71	W3
Bethune-Cookman	4	0	1987-88	2015-16	W4	Houston	2	1	1993-94	2016-17	W2
Binghamton	2	0	2006-07	2007-08	W2	Howard	1	0	2009-10	Same	W1
Bluffton	2	0	1946-47	2014-15	W2	Idaho State	0	1	1991-93	Same	L1
Boise State	1	1	1988-89	Same	L1	Illinois-Chicago	5	4	1983-84	2010-11	W3
Bowling Green	45	28	1937-38	2022-23	W3	Illinois State	2	7	1969-70	2018-19	L1
Bridgewater	1	0	1960-61	Same	W1	Illinois Wesleyan	2	0	1968-69	1971-72	W2
Brockport State	5	1	1971-72	1976-77	W2	Indiana	1	0	1904-05	Same	W1
Brooklyn College	4	0	1987-88	1988-89	W4	IPFW	1	2	2013-14	2018-19	L1
Brown	2	0	1947-48	1969-70	W2	IUPUI	1	0	1990-91	Same	W1
Bradley	0	1	2022-23	Same	L1	Indiana State	2	0	1977-78	1978-79	W2
Bryant	1	0	2014-15	Same	W1	Iona	1	1	1970-71	2971-72	W1
Bucknell	2	0	1964-65	1966-67	W2	Iowa State	5	0	1955-56	2015-16	W5
Buffalo	38	33	1954-55	2021-22	W3	Ithaca	0	1	2013-14	Same	L1
Buffalo State	6	3	1967-68	1976-77	L2	Jackson State	1	0	1963-64	Same	W1
Butler	0	1	1964-65	Same	L1	Jacksonville (Fla.)	0	1	2022-23	Same	-
California	0	1	2005-06	Same	L1	James Madison	0	1	1983-84	Same	L1
UC- Santa Barbara	1	2	1953-54	2015-16	W1	John Carroll	1	1	2002-03	2003-04	W1
UC-Irvine	1	0	2016-17	2016-17	W1	Johns Hopkins	21	7	1934-35	2012-13	W7
Canisius	3	3	1942-43	2008-09	W1	Juniata	2	0	1954-55	1955-56	W2
Capital	13	0	1917-18	2002-03	W13	Kansas State	0	3	1988-89	1990-91	L3
Carnegie Mellon	3	0	1943-44	2018-19	W3	Kent State	79	80	1915-16	2021-22	W1
Carson-Newman	0	1	1973-74	Same	L1	Kentucky	0	2	1936-37	1981-82	L2
Case Tech	34	18	1903-04	1956-57	W1	Ky. Wesleyan	5	7	1965-66	1976-77	W1
Catholic	1	0	1962-63	Same	W1	Kenyon	22	4	1903-04	1987-88	W4
Cedarville	2	0	2020-21	2018-19	W2	Lake Forest	2	0	1957-58	1958-59	W2
Centenary	1	0	1938-39	Same	W1	Lamar	2	1	1990-91	1991-92	L1
Central Connecticut	6	3	1966-67	1986-87	W1	La Salle	0	1	1939-40	Same	L1
Central Florida	4	0	1984-85	1989-90	W4	Lawrence Tech	6	0	1938-39	1959-60	W6
Central Michigan	39	15	1938-39	2022-23	W6	LeMoine	1	0	1963-64	Same	W1
Central State	1	0	1983-84	Same	W1	Liberty	1	1	2001-02	2019-20	L1
Charleston Southern	1	0	2015-16	Same	W1	Lipscomb	1	0	2015-16	Same	W1
Cheyney State	4	2	1970-71	1978-79	W1	Long Island	1	0	1965-66	Same	W1
Chicago State	3	1	1984-85	2018-19	W3	Louisiana Tech	0	2	1989-90	Same	L2
Chicago	0	1	1913-14	Same	L1	Louisville	0	2	2005-06	2019-20	W1
Cincinnati	8	11	1914-15	2003-04	L7	Loyola-Chicago	2	0	1997-98	1998-99	W2
Clemson	0	2	2005-06	2018-19	L2	Loyola Marymount	1	0	2006-07	Same	W1
Cleveland State	37	32	1932-33	2017-18	W4	LSU	0	1	2022-23	Same	L1
Coastal Carolina	2	1	1986-87	2013-14	W1	MacMurray	1	1	1968-69	1969-70	W1
Colby	5	1	1948-49	1957-58	W2	Maine	1	0	2022-23	Same	W1
Concord	3	0	2017-18	2022-23	W3	Malone	7	0	1971-72	2020-21	W7
Connecticut	1	0	1947-48	Same	W1	Mankato State	0	1	1977-78	Same	L1
Coppin State	5	0	2012-13	2016-17	W5	Mansfield State	1	0	1992-93	Same	W1
Creighton	1	3	2005-06	2016-17	L2	Marietta	18	3	1910-11	1967-68	W13
Dartmouth	1	0	1927-28	Same	W1	Marshall	16	14	1946-47	2022-23	L1
Davidson	0	1	2017-18	Same	L1	Md.-Eastern Shore	5	1	1950-51	2016-17	W5
Davis & Elkins	2	0	1983-84	1985-86	W2	Massachusetts	1	1	2007-08	2019-20	W1
Dayton	2	12	1936-37	2010-11	L12	Merrimack	1	0	2019-20	2019-20	W2
Defiance	1	0	1920-21	Same	W1	Miami (Fla.)	1	2	1956-57	2014-15	L2
Delaware State	1	0	1988-89	Same	W1	Miami (Ohio)	35	34	1914-15	2021-22	W7
Denison	21	4	1908-09	2005-06	W10	Michigan	0	4	1937-38	1985-86	L4
Denver	1	0	1959-60	Same	W1	Michigan State	1	1	1912-13	1913-14	L1
DePauw	2	0	1958-59	1959-60	W2	Middle Tennessee	10	17	1979-80	2014-15	L2
Detroit Mercy	6	4	1935-36	2018-19	W2	Millikin	1	0	2010-11	Same	W1
Drake	1	2	2003-04	2009-10	L1	Mississippi College	1	0	1949-50	Same	W1
Duquesne	8	18	1946-47	2011-12	L1	Mississippi State	2	0	2005-06	2011-12	W2
Eastern Illinois	4	8	1967-68	1991-92	L1	Mississippi Valley	2	1	1991-92	2017-18	W1
Eastern Kentucky	6	13	1946-47	2008-09	L2	Minnesota	0	2	1991-92	2010-11	L2
Eastern Michigan	35	24	1967-68	2022-23	W4	Monmouth	0	1	2001-02	Same	L1
Eastern Montana	3	0	1969-70	1974-75	W3	Montana State	1	0	1974-75	Same	W1
Eastern Washington	1	0	1990-91	Same	W1	Morehead State	10	11	1974-75	1988-89	L1
Edinboro	3	0	1982-83	1986-87	W3	Morgan State	2	0	1985-86	2022-23	W2
Evansville	1	4	1957-58	2021-22	W1	Mount St. Mary's	2	0	1966-67	2005-06	W2
Fairfield	0	3	1994-95	2000-01	L3	Mount Union	42	28	1901-02	2004-05	W20
Fairleigh Dickinson	2	0	1966-67	2008-09	W2	Murray State	9	8	1979-80	1986-87	W3
Ferris State	0	1	1981-82	Same	L1	Muskingum	33	8	1923-24	1980-81	W3
						Nevada	0	4	2005-06	2022-23	L4
						New Hampshire	1	0	1960-61	Same	W1



N.C. A&T	7	3	1963-64	2011-12	W3	UT Martin	1	0	2017-18	Same	W1
N.C. Central	2	0	2007-08	2019-20	W2	UT Arlington	0	1	2016-17	2016-17	L1
N.C. State	0	3	1946-47	2009-10	L3	UT Chattanooga	1	0	2017-18	Same	W1
UNC Asheville	1	0	2012-13	Same	W1	Utica	0	1	1983-84	Same	L1
UNC Greensboro	2	2	1994-95	2009-10	W2	Valparaiso	5	2	1990-91	2011-12	L1
UNC Wilmington	1	1	1983-84	1985-86	W1	Villanova	0	1	2015-16	Same	L1
North Dakota	1	0	1965-66	Same	W1	Virginia Commonwealth	0	7	1969-70	2012-13	L7
North Dakota State	2	0	2012-13	2014-15	W2	Virginia Tech	0	1	1975-76	Same	L1
Northeastern Illinois	1	0	1990-91	Same	W1	Wabash	1	0	1958-59	Same	W1
Northern Colorado	1	1	1950-51	1954-55	W1	Wagner	1	1	1989-90	1992-93	L1
Northern Illinois	30	14	1987-88	2022-23	W1	Walsh	3	0	1977-78	1979-80	W3
Northern Iowa	1	3	1978-79	1990-91	L1	Washington & Jefferson	3	2	1940-41	1954-55	W1
Northern Kentucky	0	4	1977-78	1978-79	L4	Washington & Lee	0	1	1951-52	Same	L1
Northern Michigan	0	2	1978-79	Same	L2	Washington State	0	1	1939-40	Same	L1
Northwestern	0	1	2011-12	Same	L1	Waynesburg	1	1	1937-38	1938-39	L1
Notre Dame	0	3	1982-83	2010-11	L3	Wayne State	7	6	1936-37	1971-72	W1
Oakland	6	3	1975-76	2004-05	W2	Weber State	1	0	1988-89	Same	W1
Oberlin	35	5	1904-05	1966-67	W15	West Chester	1	0	1963-64	Same	W1
Ohio Northern	4	0	1916-17	1923-24	W4	West Liberty	1	0	1994-95	Same	W1
Ohio State	1	7	1905-06	2015-16	L5	Western Illinois	15	10	1970-71	2014-15	W3
Ohio	47	42	1911-12	2022-23	W2	Western Kentucky	3	8	1979-80	2022-23	W1
Ohio Wesleyan	25	14	1909-10	1967-68	W4	Western Michigan	36	21	1987-88	2021-22	L1
Oklahoma State	0	1	2012-13	Same	L1	Western Reserve	28	15	1902-03	1958-59	W4
Oral Roberts	5	1	1988-89	2013-14	W1	Westminster	9	8	1936-37	1970-71	W1
Oregon State	1	0	2013-14	Same	W1	West Virginia	2	3	1904-05	2019-20	L3
Otterbein	23	5	1912-13	1987-88	W5	Wheaton	1	2	1952-53	1957-58	L2
Penn State	2	5	1937-38	2014-15	L1	Wheeling	1	0	2021-22	2021-22	W1
Pennsylvania	0	1	1908-09	Same	L1	William & Mary	0	2	1949-50	2001-02	L2
Pepperdine	1	0	1955-56	Same	W1	Wilmington	1	0	1937-38	Same	W1
Pittsburgh	1	3	1910-11	2008-09	L3	Winston-Salem State	1	2	1966-67	2006-07	W1
Philadelphia Textile	3	1	1966-67	1971-72	W2	Winthrop	1	1	2007-08	2008-09	W1
Point Park	1	0	2021-22	2021-22	W1	UW-Milwaukee	1	1	1979-80	1989-90	W1
Portland State	0	1	2007-08	Same	L1	Wittenberg	15	26	1914-15	1980-81	L3
Prairie View	1	0	1993-94	Same	W1	Wooster	57	35	1901-02	1998-99	W3
Princeton	1	1	2012-13	2017-18	L1	Wright State	15	8	1974-75	2022-23	W5
Purdue	0	2	1999-2000	2000-01	L2	Wyoming	2	2	1999-2000	2009-10	W2
Quincy	1	0	1981-82	Same	W1	Xavier	1	4	1923-24	1997-98	L3
Radford	3	0	2002-03	2016-17	W3	Yale	1	1	1906-07	1907-08	L1
Rhode Island	2	2	1999-2000	2009-10	L2	York College (Neb.)	0	1	1942-43	Same	L1
Rice	1	0	1987-88	Same	W1	Youngstown State	59	32	1937-38	2019-20	W2
Rider	0	1	1996-97	Same	L1						
Roanoke	4	1	1971-72	1976-77	W4						
Robert Morris	2	0	1986-87	1987-88	W2						
Rochester	0	2	1908-09	1913-14	L2						
Rochester Tech	1	1	1954-55	1955-56	L1						
Rutgers	1	0	1949-50	Same	W1						
St. Bonaventure	2	1	1942-43	2020-21	L1						
St. Francis (N.Y.)	5	1	1947-48	2008-09	W2						
St. Francis (Pa.)	4	0	1949-50	2009-10	W4						
St. Ignatius	1	0	1908-09	Same	W1						
St. John's (N.Y.)	0	1	1944-45	Same	L1						
St. Joseph's (Ind.)	1	0	1974-75	Same	W1						
St. Joseph's (Pa.)	0	2	1997-98	1998-99	L2						
St. Mary's (Calif.)	1	1	1973-74	2013-14	L1						
St. Michael's (Vt.)	0	1	1964-65	Same	L1						
St. Thomas (Minn.)	1	0	1949-50	Same	W1						
St. Vincent	2	0	1971-72	1972-73	W2						
San Francisco St.	4	1	1964-65	1972-73	W1						
Scranton	0	1	1939-40	Same	L1						
Seattle	1	0	1958-59	Same	W1						
Slippery Rock	4	1	1952-53	1999-2000	W4						
South Alabama	0	2	1980-81	1981-82	L2						
South Carolina	1	2	2013-14	2014-15	W1						
South Carolina State	3	0	1986-87	2015-16	W3						
USC Upstate	2	0	2007-08	2019-20	W2						
South Florida	0	1	1983-84	Same	L1						
Southern	2	0	2019-20	2021-22	W2						
Southern California	1	1	2014-15	2017-18	L1						
Southern Calif. College	1	0	1974-75	Same	W1						
Southern Colorado	1	0	1971-72	Same	W1						
Southern Utah	2	1	1988-89	1989-90	L1						
Southwestern La.	1	0	1980-81	Same	W1						
Stephen F. Austin	1	0	1988-89	Same	W1						
Stetson	1	0	2010-11	Same	W1						
Steubenville	3	0	1964-65	1972-73	W3						
Syracuse	0	1	2000-01	Same	L1						
Tampa	1	0	1949-50	Same	W1						
Temple	2	1	2005-06	2010-11	L1						
Tennessee State	4	2	1971-72	2018-19	W3						
Tennessee Tech	9	8	1979-80	1986-87	W5						
Texas A&M	1	1	1948-49	2009-10	L1						
Texas Southern	1	0	2012-13	Same	W1						
Tiffin	1	0	2006-07	Same	W1						
Toledo	29	39	1915-16	2021-22	W1						
Towson	1	0	2019-20	Same	W1-						
Tulane	1	0	2019-20	Same	W1						
UCLA	0	1	2021-22	Same	L1						
Urbana	2	0	1985-86	2008-09	W2						
U.S. International	1	1	1989-90	Same	L1						

Non-Intercollegiate Teams

Opponent	W	L	First Meeting	Last Meeting	Streak
Alumni	3	0	1915-16	1917-18	W3
Athletes in Action	1	0	1973-74	Same	W1
Canton Athletic Club	0	1	1908-09	Same	L1
Canton Massillon	0	1	1904-05	Same	L1
Case All-Stars	1	0	1910-11	Same	W1
Cleveland All-Stars	1	0	1909-10	Same	W1
Cleveland YMCA	0	1	1910-11	Same	L1
Cuki-Mestre (Italy)	1	0	1987-88	Same	W1
East End Athletic Club	1	0	1902-03	Same	W1
East Liberty YMCA	0	1	1917-18	Same	L1
Goodyear Wingfoots	1	3	1918-19	1953-54	L3
Haskell Institute	1	0	1906-07	Same	W1
Kfum Orebro (Swd.)	1	0	1988-89	Same	W1
Lockbourne AFB	1	0	1944-45	Same	W1
Marathon AAU	2	0	1985-86	N/A	W2
Mexico University	1	0	1949-50	Same	W1
Ohio St. Medics	1	0	1906-07	Same	W1
Palmetto (S.C.)	0	1	1984-85	Same	L1
Polish Oly. Team	0	1	1965-66	Same	L1
Quantic Marines	0	1	1955-56	Same	L1
Ravenna Byers	3	3	1902-03	1906-07	L1
Wesleyan Medics	1	0	1909-10	Same	W1
Wstrn Reserve Medics	2	0	1901-02	Same	W2
Wheeling YMCA	1	0	1916-17	Same	W1
Windsor Basketball Club	5	0	1978-79	N/A	W5
Yugoslavia National	1	0	1983-84	Same	W1

BOLD indicates MAC opponents



2022-23 Akron Men's Basketball Team Game-by-Game All games

Opponent	Date	Score		Total		3-Pointers		Free throws		Rebounds										
				FG-FGA	PCT	3FG-3FGA	PCT	FT-FTA	PCT	OFF	DEF	TOT	AVG	PF	A	TO	BLK	STL	PTS	AVG
South Dakota St.	11/07/2022	81-80	Wot	30-69	.435	11-31	.355	10-12	.833	9	23	32	32.0	17	16	9	5	5	81	81.0
vs Mississippi St.	11/11/2022	54-73	L	16-49	.327	6-27	.222	16-24	.667	6	19	25	28.5	15	13	9	1	8	54	67.5
Morgan St.	11/15/2022	65-59	W	22-61	.361	6-25	.240	15-27	.556	20	23	43	33.3	11	13	11	7	8	65	66.7
vs Western Ky.	11/21/2022	72-53	W	27-48	.563	9-22	.409	9-15	.600	10	33	43	35.8	16	10	13	0	3	72	68.0
vs LSU	11/22/2022	58-73	L	14-54	.259	8-25	.320	22-30	.733	19	17	36	35.8	14	8	14	1	4	58	66.0
vs Nevada	11/23/2022	58-62	L	22-51	.431	7-22	.318	7-11	.636	6	27	33	35.3	19	8	14	1	6	58	64.7
at Marshall	11/30/2022	57-68	L	24-71	.338	5-25	.200	4-11	.364	15	30	45	36.7	15	12	10	0	5	57	63.6
Muskingum	12/04/2022	80-33	W	30-59	.508	15-33	.455	5-16	.313	13	35	48	38.1	13	19	12	4	13	80	65.6
Jackson St.	12/11/2022	85-72	W	28-52	.538	11-28	.393	18-21	.857	5	22	27	36.9	10	19	10	4	7	85	67.8
Wright St.	12/14/2022	66-54	W	25-62	.403	6-26	.231	10-14	.714	11	31	42	37.4	16	11	12	2	10	66	67.6
Maine	12/19/2022	87-55	W	31-57	.544	11-20	.550	14-16	.875	9	25	34	37.1	12	17	16	2	10	87	69.4
at Bradley	12/22/2022	55-74	L	16-57	.281	8-21	.381	15-18	.833	12	31	43	37.6	12	6	15	2	5	55	68.2
Concord	12/30/2022	84-58	W	27-59	.458	12-31	.387	18-28	.643	9	30	39	37.7	14	21	10	2	7	84	69.4
NIU	01/03/2023	76-51	W	26-57	.456	6-20	.300	18-23	.783	12	25	37	37.6	19	11	12	4	7	76	69.9
at Ball St.	01/06/2023	63-70	L	19-49	.388	3-12	.250	22-26	.846	11	22	33	37.3	26	3	17	3	6	63	69.4
at Bowling Green	01/10/2023	74-70	W	25-62	.403	11-30	.367	13-14	.929	8	27	35	37.2	12	14	9	3	7	74	69.7
Eastern Mich.	01/13/2023	104-67	W	34-63	.540	10-33	.303	26-32	.813	10	34	44	37.6	18	22	8	1	2	104	71.7
at Central Mich.	01/17/2023	69-51	W	23-55	.418	8-26	.308	15-22	.682	9	28	37	37.6	19	13	10	2	7	69	71.6
at Western Mich.	01/21/2023	63-55	W	23-63	.365	8-35	.229	9-12	.750	7	24	31	37.2	16	9	3	5	8	63	71.1
Miami (OH)	01/24/2023	73-68	W	23-53	.434	12-32	.375	15-17	.882	11	19	30	36.9	20	14	9	3	1	73	71.2
Ohio	01/28/2023	83-77	W	28-50	.560	9-16	.563	18-25	.720	8	25	33	36.7	13	13	10	0	3	83	71.8
Total		1507		513-1201	.427	182-540	.337	299-414	.722	220	550	770	36.7	327	272	233	52	132	1507	71.8
Opponents		1323		490-1172	.418	136-404	.337	207-296	.699	177	513	690	32.9	389	238	273	68	120	1323	63.0

Akron Averages



2022-23 Akron Men's Basketball Opponents Game-by-Game All games

Opponent	Date	Score		Total		3-Pointers		Free throws		Rebounds										
				FG-FGA	PCT	3FG-3FGA	PCT	FT-FTA	PCT	OFF	DEF	TOT	AVG	PF	A	TO	BLK	STL	PTS	AVG
South Dakota St.	11/07/2022	81-80	Wot	31-59	.525	4-15	.267	14-17	.824	5	31	36	36.0	15	11	13	4	3	80	80.0
vs Mississippi St.	11/11/2022	54-73	L	29-55	.527	7-14	.500	8-13	.615	11	32	43	39.5	21	17	14	0	9	73	76.5
Morgan St.	11/15/2022	65-59	W	24-64	.375	6-15	.400	5-7	.714	17	26	43	40.7	27	14	15	10	4	59	70.7
vs Western Ky.	11/21/2022	72-53	W	20-54	.370	6-21	.286	7-13	.538	6	10	16	34.5	14	12	5	1	7	53	66.3
vs LSU	11/22/2022	58-73	L	25-52	.481	9-19	.474	14-16	.875	8	23	31	33.8	23	14	10	3	9	73	67.6
vs Nevada	11/23/2022	58-62	L	21-57	.368	9-21	.429	11-13	.846	10	23	33	33.7	14	13	9	3	3	62	66.7
at Marshall	11/30/2022	57-68	L	25-61	.410	8-28	.286	10-15	.667	8	35	43	35.0	13	13	11	9	8	68	66.9
Muskingum	12/04/2022	80-33	W	13-52	.250	6-29	.207	1-7	.143	7	22	29	34.3	9	6	17	3	6	33	62.6
Jackson St.	12/11/2022	85-72	W	32-63	.508	3-9	.333	5-7	.714	10	20	30	33.8	20	14	13	1	6	72	63.7
Wright St.	12/14/2022	66-54	W	23-63	.365	3-10	.300	5-8	.625	11	28	39	34.3	17	10	14	4	3	54	62.7
Maine	12/19/2022	87-55	W	20-46	.435	8-20	.400	7-12	.583	3	17	20	33.0	17	11	23	0	10	55	62.0
at Bradley	12/22/2022	55-74	L	27-64	.422	14-30	.467	6-9	.667	8	30	38	33.4	19	16	8	4	9	74	63.0
Concord	12/30/2022	84-58	W	23-59	.390	4-17	.235	8-11	.727	8	27	35	33.5	21	8	18	2	6	58	62.6
NIU	01/03/2023	76-51	W	18-51	.353	2-15	.133	13-18	.722	11	20	31	33.4	24	5	19	4	5	51	61.8
at Ball St.	01/06/2023	63-70	L	23-58	.397	3-14	.214	21-28	.750	17	20	37	33.6	18	6	11	6	7	70	62.3
at Bowling Green	01/10/2023	74-70	W	26-53	.491	10-21	.476	8-13	.615	3	30	33	33.6	17	15	12	3	6	70	62.8
Eastern Mich.	01/13/2023	104-67	W	20-57	.351	5-23	.217	22-26	.846	2	22	24	33.0	20	7	10	1	5	67	63.1
at Central Mich.	01/17/2023	69-51	W	16-47	.340	8-20	.400	11-16	.688	7	25	32	32.9	18	9	18	5	3	51	62.4
at Western Mich.	01/21/2023	63-55	W	21-55	.382	5-20	.250	8-12	.667	12	35	47	33.7	19	15	15	3	2	55	62.0
Miami (OH)	01/24/2023	73-68	W	24-46	.522	6-17	.353	14-20	.700	7	20	27	33.4	22	10	11	0	4	68	62.3
Ohio	01/28/2023	83-77	W	29-56	.518	10-26	.385	9-15	.600	6	17	23	32.9	21	12	7	2	5	77	63.0
Total		1323		490-1172	.418	136-404	.337	207-296	.699	177	513	690	32.9	389	238	273	68	120	1323	63.0
Akron		1507		513-1201	.427	182-540	.337	299-414	.722	220	550	770	36.7	327	272	233	52	132	1507	71.8



**2022-23 Akron Men's Basketball
Category Leaders
All games**

Page 1/3
as of Jan 28, 2023

Points

##	Player	G	Pts	Pts/G
13	Castaneda, Xavier	19	386	20.3
25	Freeman, Enrique	21	315	15.0
4	Hankerson, Trendon	21	191	9.1
11	Hunter, Sammy	21	153	7.3
2	Tribble, Greg	21	140	6.7
5	Johnson, Tavari	20	119	6.0
34	Johnson, Nate	21	81	3.9
0	Lyles, Amani	19	44	2.3
3	Mitchell, Kobe	16	38	2.4
1	Clarke, Garvin	12	23	1.9
20	Wilson, Evan	8	12	1.5
12	Mayfield, Pat	7	5	0.7

Scoring Average

##	Player	G	Pts	Pts/G
13	Castaneda, Xavier	19	386	20.3
25	Freeman, Enrique	21	315	15.0
4	Hankerson, Trendon	21	191	9.1
11	Hunter, Sammy	21	153	7.3
2	Tribble, Greg	21	140	6.7
5	Johnson, Tavari	20	119	6.0
34	Johnson, Nate	21	81	3.9
3	Mitchell, Kobe	16	38	2.4
0	Lyles, Amani	19	44	2.3
1	Clarke, Garvin	12	23	1.9
20	Wilson, Evan	8	12	1.5
12	Mayfield, Pat	7	5	0.7

Field Goal Percentage

##	Player	FG	Att	Pct
25	Freeman, Enrique	123	206	.597
0	Lyles, Amani	15	30	.500
34	Johnson, Nate	31	68	.456
5	Johnson, Tavari	48	113	.425
20	Wilson, Evan	4	10	.400
13	Castaneda, Xavier	99	248	.399
2	Tribble, Greg	52	131	.397
11	Hunter, Sammy	57	147	.388
4	Hankerson, Trendon	62	169	.367
12	Mayfield, Pat	2	6	.333
3	Mitchell, Kobe	12	38	.316
1	Clarke, Garvin	8	35	.229

Field Goal Attempts

##	Player	G	Att	Att/G
13	Castaneda, Xavier	19	248	13.1
25	Freeman, Enrique	21	206	9.8
4	Hankerson, Trendon	21	169	8.0
11	Hunter, Sammy	21	147	7.0
2	Tribble, Greg	21	131	6.2

Field Goals Made

##	Player	G	Made	Made/G
25	Freeman, Enrique	21	123	5.9
13	Castaneda, Xavier	19	99	5.2
4	Hankerson, Trendon	21	62	3.0
11	Hunter, Sammy	21	57	2.7
2	Tribble, Greg	21	52	2.5

3-Point FG Percentage

##	Player	3FG	Att	Pct
20	Wilson, Evan	4	8	.500
34	Johnson, Nate	12	29	.414
13	Castaneda, Xavier	61	162	.377
4	Hankerson, Trendon	46	126	.365
5	Johnson, Tavari	17	48	.354
11	Hunter, Sammy	28	95	.295
3	Mitchell, Kobe	10	34	.294
1	Clarke, Garvin	3	21	.143
2	Tribble, Greg	1	11	.091

3-Point FG Attempts

##	Player	G	Att	Att/G
13	Castaneda, Xavier	19	162	8.5
4	Hankerson, Trendon	21	126	6.0
11	Hunter, Sammy	21	95	4.5
5	Johnson, Tavari	20	48	2.4
3	Mitchell, Kobe	16	34	2.1

3-Point FG Made

##	Player	G	Made	Made/G
13	Castaneda, Xavier	19	61	3.2
4	Hankerson, Trendon	21	46	2.2
11	Hunter, Sammy	21	28	1.3
5	Johnson, Tavari	20	17	0.9
34	Johnson, Nate	21	12	0.6



2022-23 Akron Men's Basketball
Category Leaders
All games

Free Throw Percentage

##	Player	Made	Att	Pct
3	Mitchell, Kobe	4	4	1.000
13	Castaneda, Xavier	127	154	.825
4	Hankerson, Trendon	21	28	.750
2	Tribble, Greg	35	49	.714
34	Johnson, Nate	7	10	.700
0	Lyles, Amani	14	20	.700
25	Freeman, Enrique	69	110	.627
11	Hunter, Sammy	11	18	.611
5	Johnson, Tavari	6	10	.600
1	Clarke, Garvin	4	7	.571
12	Mayfield, Pat	1	2	.500

Free Throw Attempts

##	Player	G	Att	Att/G
13	Castaneda, Xavier	19	154	8.1
25	Freeman, Enrique	21	110	5.2
2	Tribble, Greg	21	49	2.3
4	Hankerson, Trendon	21	28	1.3
0	Lyles, Amani	19	20	1.1

Free Throws Made

##	Player	G	Made	Made/G
13	Castaneda, Xavier	19	127	6.7
25	Freeman, Enrique	21	69	3.3
2	Tribble, Greg	21	35	1.7
4	Hankerson, Trendon	21	21	1.0
0	Lyles, Amani	19	14	0.7

Rebounds

##	Player	G	Reb	Reb/G
25	Freeman, Enrique	21	227	10.8
4	Hankerson, Trendon	21	96	4.6
13	Castaneda, Xavier	19	86	4.5
2	Tribble, Greg	21	60	2.9
34	Johnson, Nate	21	60	2.9

Assists

##	Player	G	Ast	Ast/G
13	Castaneda, Xavier	19	58	3.1
4	Hankerson, Trendon	21	43	2.0
2	Tribble, Greg	21	42	2.0
25	Freeman, Enrique	21	41	2.0
5	Johnson, Tavari	20	40	2.0

Rebounds Average

##	Player	G	Reb	Reb/G
25	Freeman, Enrique	21	227	10.8
4	Hankerson, Trendon	21	96	4.6
13	Castaneda, Xavier	19	86	4.5
2	Tribble, Greg	21	60	2.9
34	Johnson, Nate	21	60	2.9

Steals

##	Player	G	Stl	Stl/G
13	Castaneda, Xavier	19	22	1.2
2	Tribble, Greg	21	18	0.9
5	Johnson, Tavari	20	17	0.9
34	Johnson, Nate	21	17	0.8
25	Freeman, Enrique	21	16	0.8

Offensive Rebounds

##	Player	G	OReb	OReb/G
25	Freeman, Enrique	21	72	3.4
11	Hunter, Sammy	21	20	1.0
34	Johnson, Nate	21	19	0.9
2	Tribble, Greg	21	17	0.8
0	Lyles, Amani	19	15	0.8

Blocked Shots

##	Player	G	Blk	Blk/G
25	Freeman, Enrique	21	22	1.0
4	Hankerson, Trendon	21	10	0.5
0	Lyles, Amani	19	7	0.4
5	Johnson, Tavari	20	3	0.2
11	Hunter, Sammy	21	2	0.1

Defensive Rebounds

##	Player	G	DReb	DReb/G
25	Freeman, Enrique	21	155	7.4
4	Hankerson, Trendon	21	87	4.1
13	Castaneda, Xavier	19	73	3.8
2	Tribble, Greg	21	43	2.0
34	Johnson, Nate	21	41	2.0

Minutes

##	Player	G	Min	Min/G
4	Hankerson, Trendon	21	689	32:49
25	Freeman, Enrique	21	628	29:55
13	Castaneda, Xavier	19	626	32:58
2	Tribble, Greg	21	594	28:17
11	Hunter, Sammy	21	411	19:35



**2022-23 Akron Men's Basketball
Category Leaders
All games**

Fouls

##	Player	G	PF	PF/G
25	Freeman, Enrique	21	49	2.3
2	Tribble, Greg	21	49	2.3
4	Hankerson, Trendon	21	44	2.1
5	Johnson, Tavari	20	36	1.8
11	Hunter, Sammy	21	32	1.5

Turnovers

##	Player	G	TO	TO/G
25	Freeman, Enrique	21	46	2.2
5	Johnson, Tavari	20	37	1.9
13	Castaneda, Xavier	19	35	1.8
4	Hankerson, Trendon	21	29	1.4
2	Tribble, Greg	21	23	1.1

Foul Outs

##	Player	G	FO
25	Freeman, Enrique	21	2
11	Hunter, Sammy	21	1

2021-22 REVIEW

	Overall	Home	Away	Neutral
2020-21 Record	24-10	12-3	5-5	1-2
2020-21 MAC Record	14-6	7-1	5-5	0-0
2020-21 Non-Conference	3-2	2-0	0-0	1-2

2022 Defensive Player of the Year - Enrique Freeman
2022 All-MAC Second Team - Enrique Freeman
2022 All-MAC Honorable Mention - Xavier Castaneda
2022 MAC All-Defensive Team - Enrique Freeman

MAC Finish - 3rd Overall - No. 4 Seed in Tournament
Mid-American Conference Tournament Results:
Quarterfinal Game: W - No. 3 Akron 74, No. 6 Bowling Green 67
Semifinal Game: L - No. 2 Buffalo 81, No. 3 Akron 81

- Akron claimed the 2022 Mid-American Conference Men's Basketball Tournament Championship and advanced to the 2022 NCAA Tournament for the fifth time in program history..Akron is 40-16 over the last three years in MAC play, owning the best winning percentage (.714) in the league.
- Akron team No. 121 finished the season with a 24-10 overall record and 14-6 record in league play. For the fifth time as a Division I program, the Zips competed in March Madness with an automatic qualifying bid to the NCAA Tournament as a No. 13 seed and played against the No. 4 seed UCLA Bruins in the First Round of the East Region at the Moda Center in Portland, Oregon on March 17, 2022.
- The Zips had three players earn 2022 All-MAC honors: Enrique Freeman who was named MAC Defensive Player of the Year, MAC Tournament MVP and Second Team All-MAC; Ali Ali was named second-team All-MAC; Xavier Castaneda was an honorable mention selection.
- Freeman ranked No. 1 in the nation in field goal percentage (.665) and landed in the NCAA Top 20 in six categories: No. 4 total rebounds (367), No. 6 rebounds per game (10.8), No. 8 double-doubles (18), No. 9 defensive rebounds per game (7.53) and No. 19 offensive rebounds per game (3.26). Freeman was one of 13 players in the NCAA to average a double-double in points (13.2) and rebounds (10.8). He led the MAC in 5-of-6 categories, ranking No. 2 in offensive rebounds per game.



Akron - 2022-23 Men's Basketball Ranking Summary thru games 01/29/2023

Statistic	National Rank	Conference Rank	Value	National Leader	Value	Conference Leader	Value
Assist/Turnover Ratio (352 ranked)	96	4	1.17	Virginia	1.78	Toledo	1.49
Assists Per Game (352 ranked)	209	7	13.0	Xavier	20.7	Toledo	15.4
Bench Points per game (352 ranked)	283	11	15.62	Fla. Atlantic	38.18	Ohio	26.10
Blocks Per Game (352 ranked)	281	8	2.5	Utah Valley	6.4	Ball St.	4.3
Effective FG pct (352 ranked)	218	10	0.503	Gonzaga	0.581	Toledo	0.555
Fastbreak Points (352 ranked)	205	11	8.90	TCU	20.90	Buffalo	17.81
Field Goal Percentage (352 ranked)	272	11	42.7	Gonzaga	51.8	Toledo	48.7
Field Goal Percentage Defense (352 ranked)	92	2	41.8	Tennessee	34.5	Kent St.	39.1
Fouls Per Game (352 ranked)	83	1	15.6	Colgate	12.8	Akron	15.6
Free Throw Attempts Per Game (352 ranked)	91	5	19.7	UTRGV	27.0	Ball St.	24.7
Free Throw Percentage (352 ranked)	148	7	72.2	Villanova	83.0	Miami (OH)	77.9
Free Throws Made Per Game (352 ranked)	82	5	14.2	UTRGV	19.0	Ball St.	16.7
Rebound Margin (352 ranked)	76	2	3.8	Purdue	11.1	Western Mich.	7.3
Rebounds (Defensive) Per Game (352 ranked)	96	4	26.19	Alabama	31.76	Buffalo	27.00
Rebounds (Offensive) Per Game (352 ranked)	161	8	10.48	Saint Peter's	14.19	Western Mich.	12.38
Rebounds Per Game (352 ranked)	100	6	36.67	Alabama	45.33	Buffalo	38.67
Scoring Defense (352 ranked)	27	1	63.0	Tennessee	54.5	Akron	63.0
Scoring Margin (352 ranked)	58	2	8.8	Houston	20.5	Kent St.	11.4
Scoring Offense (352 ranked)	174	9	71.8	Gonzaga	86.3	Toledo	85.1
Steals Per Game (352 ranked)	209	8	6.3	Missouri	11.2	Kent St.	9.5
Three Point Attempts Per Game (352 ranked)	32	1	25.7	Col. of Charleston	30.8	Akron	25.7
Three Point Percentage (352 ranked)	202	8	33.7	Utah St.	41.8	Toledo	38.0
Three Point Percentage Defense (352 ranked)	190	4	33.7	Tennessee	22.0	Kent St.	30.9
Three Pointers Per Game (352 ranked)	54	1	8.7	Chattanooga	11.5	Akron Ohio	8.7 8.7
Turnover Margin (352 ranked)	76	3	1.9	Missouri	6.8	Kent St.	5.4
Turnovers Forced Per Game (352 ranked)	170	6	13.00	SFA	19.27	Kent St.	16.81
Turnovers Per Game (352 ranked)	37	2	11.1	Penn St.	8.7	Toledo	10.3
Winning Percentage (351 ranked)	57	2	71.4	Fla. Atlantic Purdue	95.5 95.5	Kent St.	81.0

Statistic	Player	National Rank	Conference Rank	Value	National Leader	Value	Conference Leader	Value
Assist/Turnover Ratio (350 ranked)	Xavier Castaneda	190	5	1.66	Dalvin White, Chattanooga	3.76	RayJ Dennis, Toledo	3.10
Assists (339 ranked)					Yuri Collins, Saint Louis	212	RayJ Dennis, Toledo	124
Assists Per Game (350 ranked)	Xavier Castaneda	344	12	3.1	Yuri Collins, Saint Louis	10.6	RayJ Dennis, Toledo	5.9
Blocks (322 ranked)	Enrique Freeman	187	4	22	Jamarion Sharp, Western Ky.	85	Demarius Jacobs, Ball St.	31
Blocks Per Game (347 ranked)	Enrique Freeman	188	4	1.05	Jamarion Sharp, Western Ky.	4.05	Demarius Jacobs, Ball St.	1.48
Double Doubles (289 ranked)	Enrique Freeman	15	1	10	Joel Soriano, St. John's (NY)	18	Enrique Freeman, Akron	10
Field Goal Attempts (344 ranked)	Xavier Castaneda	249	11	248	Antoine Davis, Detroit Mercy	489	RayJ Dennis, Toledo	331
Field Goal Percentage (344 ranked)	Enrique Freeman	27	2	59.7	Ryan Kalkbrenner, Creighton	74.7	Dwight Wilson, Ohio	62.6
Field Goals (350 ranked)	Enrique Freeman	140	7	123	Antoine Davis, Detroit Mercy	199	RayJ Dennis, Toledo	151
Free Throw Attempts (341 ranked)	Xavier Castaneda	8	2	154	Drew Pember, UNC Asheville	194	Payton Sparks, Ball St.	155
Free Throw Percentage (349 ranked)	Enrique Freeman	96	3	110				
Free Throws (345 ranked)	Xavier Castaneda	138	7	82.5	Walter Clayton Jr., Iona	98.1	Samari Curtis, Bowling Green	93.0
Minutes Per Game (348 ranked)	Xavier Castaneda	4	1	127	Drew Pember, UNC Asheville	164	Xavier Castaneda, Akron	127
	Enrique Freeman	216	9	69				
Points (346 ranked)	Xavier Castaneda	219	10	32:58	Daryl Banks III, St. Bonaventure	38:24	Sincere Carry, Kent St.	35:51
	Trendon Hankerson	233	11	32:49				
Points Per Game (349 ranked)	Xavier Castaneda	63	4	386	Antoine Davis, Detroit Mercy	598	Emoni Bates, Eastern Mich.	407
	Enrique Freeman	262	12	315				
Rebounds (350 ranked)	Xavier Castaneda	19	2	20.3	Antoine Davis, Detroit Mercy	26.0	Emoni Bates, Eastern Mich.	20.4
	Enrique Freeman	242	15	15.0				
Rebounds (Defensive) Per Game (350 ranked)	Enrique Freeman	10	1	227	Zach Edey, Purdue	272	Enrique Freeman, Akron	227
Rebounds (Offensive) Per Game (350 ranked)	Enrique Freeman	13	1	7.38	Dillon Jones, Weber St.	10.10	Enrique Freeman, Akron	7.38
Rebounds Per Game (350 ranked)	Enrique Freeman	23	2	3.43	Oscar Tshiebwe, Kentucky	5.47	Dwight Wilson, Ohio	3.45
Steals (323 ranked)	Enrique Freeman	7	1	10.8	Oscar Tshiebwe, Kentucky	13.7	Enrique Freeman, Akron	10.8
Steals Per Game (332 ranked)					Kellen Tynes, Maine	66	Maliq Jacobs, Kent St.	58
					Kellen Tynes, Maine	3.14	Maliq Jacobs, Kent St.	2.90
Three Point Attempts (337 ranked)	Xavier Castaneda	36	2	162	Antoine Davis, Detroit Mercy	259	Lamar Norman Jr., Western Mich.	168
	Trendon Hankerson	194	8	126				
Three Point Percentage (104 ranked)	Xavier Castaneda	72	3	37.7	Jordan Johnson, New Orleans	49.2	Kaden Metheny, Bowling Green	42.4
Three Pointers Per Game (345 ranked)	Xavier Castaneda	14	1	3.21	Antoine Davis, Detroit Mercy	4.57	Xavier Castaneda, Akron	3.21
	Trendon Hankerson	194	10	2.19				
Total 3-point FGM (320 ranked)	Xavier Castaneda	43	2	61	Antoine Davis, Detroit Mercy	105	Lamar Norman Jr., Western Mich.	62
	Trendon Hankerson	200	9	46				
Triple Doubles (1 ranked)					20 players tied	1		



Official Basketball Box Score - Final
South Dakota St. at Akron
 11/07/22 James A. Rhodes Arena, Akron
 2022-23 Men's Basketball

Game Time: 7:00 PM
 Game Duration: 2:07
 Attendance: 2,157



Official Basketball Box Score - Final
Mississippi St. at Akron
 11/12/22 Wells Fargo Center, Philadelphia
 2022-23 Men's Basketball

Game Time: 7:50 PM
 Game Duration: 2:02
 Attendance: 5,213



South Dakota St. - 80 Record: 0-1

NO. Name	Min	FG		3P		FT		Rebounds		Fouls		TP	AS	TO	ST	Blocks			+/-
		M/A	M/A	M/A	M/A	OR	DR	TOT	PF	FD	BS					BA	BB		
32 Matt Dentinger	F 23:24	6-8	0-1	3-4	1	5	6	5	3	15	0	1	0	3	0	0	0	0	-4
42 William Kyle III	F 30:12	7-10	0-0	0-0	0	3	3	4	0	14	1	1	0	1	1	5			
2 Zeke Mayo	G 40:26	5-13	1-5	2-2	0	7	7	0	1	13	2	4	1	0	2	1			
30 Charlie Easley	G 34:31	3-9	0-4	5-6	3	4	7	2	6	11	1	0	0	0	1	-2			
34 Alex Ariens	G 39:15	4-8	0-1	4-5	0	4	4	1	5	12	6	4	1	0	0	-1			
1 Matt Mims	32:32	3-4	3-4	0-0	1	2	2	1	0	9	0	1	0	0	0	-1			
11 Matthew Mors	19:05	3-6	0-0	0-0	0	1	2	2	2	6	0	1	0	1	0	-3			
15 Tanner Te Slaa	05:35	0-1	0-0	0-0	0	2	2	0	0	1	0	0	0	0	0	-1			
Team					0	3	3			0	1								
Totals		31-59	4-15	14-17	5	31	36	15	17	80	11	13	3	4	5	-1			

Shooting By Period
 1st FG% 17-30 56.7%
 3PT% 3-7 42.9%
 FT% 4-5 80.0%
 2nd FG% 11-22 50.0%
 3PT% 1-4 25.0%
 FT% 7-8 87.5%
 OT FG% 3-7 42.9%
 3PT% 1-4 25.0%
 FT% 3-4 75.0%
 GM FG% 31-59 52.5%
 3PT% 4-15 26.7%
 FT% 14-17 82.4%
 Dead Ball Rebounds: 2, 0
 Technical Fouls: NONE

Mississippi St. - 73 Record: 2-0

NO. Name	Min	FG		3P		FT		Rebounds		Fouls		TP	AS	TO	ST	Blocks			+/-
		M/A	M/A	M/A	M/A	OR	DR	TOT	PF	FD	BS					BA	BB		
0 D.J. Jeffries	F 26:12	5-11	2-3	1-2	0	2	2	2	2	15	1	0	0	0	0	0	0	0	
1 Tolu Smith	F 26:21	11-13	0-0	4-6	4	4	6	1	5	26	1	3	0	0	0	14			
4 Cameron Matthews	F 15:59	3-3	1-1	0-0	1	3	4	3	0	7	1	0	0	0	0	13			
2 Jamel Horton Jr.	G 18:11	1-4	1-1	0-0	0	4	4	2	1	3	0	1	1	0	1	-7			
11 Eric Reed, Jr.	G 17:10	1-3	1-2	0-0	0	0	0	3	1	3	4	0	0	0	0	1			
3 Shakeel Moore	23:52	3-7	0-2	0-1	0	6	6	3	2	6	2	3	4	0	0	22			
13 Will McNair Jr.	11:42	0-2	0-1	0-0	0	2	2	1	0	0	1	2	1	0	0	6			
10 Dashawn Davis	20:32	3-3	2-2	0-0	0	2	2	2	2	8	4	2	1	0	0	25			
14 Tyler Stevenson	22:04	0-3	0-0	2-2	1	5	6	2	2	2	3	2	1	0	0	7			
30 Shawn Jones, Jr.	10:49	1-3	0-1	1-2	3	2	5	1	2	3	0	1	1	0	0	7			
5 Kimani Hamilton	G 01:57	0-0	0-0	0-0	0	0	0	1	0	0	0	0	0	0	0	-1			
12 KaShawn Murphy	01:57	0-2	0-1	0-0	1	0	1	0	0	0	0	0	0	0	0	-1			
21 Mavious Russell	01:57	0-1	0-0	0-0	0	0	0	0	0	0	0	0	0	0	0	-1			
15 Justin Rumph	01:17	0-0	0-0	0-0	0	0	0	0	0	0	0	0	0	0	0	0			
Team					1	2	3			0	0								
Totals		29-55	7-14	8-13	11	32	43	21	15	73	17	14	9	0	1	19			

Shooting By Period
 1st FG% 13-22 59.1%
 3PT% 3-4 75.0%
 FT% 6-10 60%
 2nd FG% 15-33 45.5%
 3PT% 4-10 40.0%
 FT% 2-3 66.7%
 GM FG% 29-55 52.7%
 3PT% 7-14 50.0%
 FT% 8-13 61.5%
 Dead Ball Rebounds: 1, 0
 Technical Fouls: NONE

Akron - 81 Record: 1-0

NO. Name	Min	FG		3P		FT		Rebounds		Fouls		TP	AS	TO	ST	Blocks			+/-
		M/A	M/A	M/A	M/A	OR	DR	TOT	PF	FD	BS					BA	BB		
11 Sammy Hunter	F 22:16	2-10	0-6	0-0	1	3	4	1	0	4	0	1	0	0	0	1	-1		
25 Enrique Freeman	F 34:07	10-15	0-0	3-4	5	9	14	4	4	23	6	3	0	1	1	4			
2 Greg Tribble	G 33:47	2-10	0-2	1-2	1	4	5	4	2	5	1	1	1	1	1	0	-1		
4 Trendon Hankerson	G 42:04	4-9	2-6	1-1	0	1	1	2	1	11	1	1	1	0	0	8			
13 Xavier Castaneda	G 41:22	9-14	8-12	5-5	0	1	1	0	7	31	7	2	2	0	0	0			
1 Garvin Clarke	22:21	0-5	0-3	0-0	1	3	4	2	1	0	0	1	0	1	1	-2			
34 Nate Johnson	25:09	3-4	1-2	0-0	0	2	2	2	0	7	1	0	1	0	0	-1			
0 Amani Lyles	03:54	0-1	0-0	0-0	0	0	0	0	2	0	0	0	0	0	1	0			
Team					1	0	1			0	0								
Totals		30-68	11-31	10-12	9	23	32	17	15	81	16	9	5	5	4	-1			

Shooting By Period
 1st FG% 13-34 38.2%
 3PT% 5-16 31.3%
 FT% 4-4 100%
 2nd FG% 14-29 48.3%
 3PT% 5-13 38.5%
 FT% 2-2 100%
 OT FG% 3-5 60.0%
 3PT% 1-2 50.0%
 FT% 4-6 66.7%
 GM FG% 30-68 44.1%
 3PT% 11-31 35.5%
 FT% 10-12 83.3%
 Dead Ball Rebounds: 0, 1
 Technical Fouls: NONE

Akron - 54 Record: 1-1

NO. Name	Min	FG		3P		FT		Rebounds		Fouls		TP	AS	TO	ST	Blocks			+/-
		M/A	M/A	M/A	M/A	OR	DR	TOT	PF	FD	BS					BA	BB		
11 Sammy Hunter	F 23:40	2-8	1-5	0-1	0	3	3	1	1	5	0	0	0	0	0	-11			
25 Enrique Freeman	F 27:33	3-5	0-0	3-4	1	2	3	3	5	9	0	2	2	0	0	-12			
2 Greg Tribble	G 32:16	2-7	0-2	1-2	0	2	2	3	3	5	0	0	0	0	0	-14			
4 Trendon Hankerson	G 27:16	1-7	1-4	2-2	1	3	4	3	1	5	0	2	1	1	0	-15			
13 Xavier Castaneda	G 35:18	5-14	3-10	7-10	1	3	4	2	6	20	6	2	3	0	0	-19			
1 Garvin Clarke	22:35	2-5	1-4	3-5	2	1	3	2	5	8	4	2	1	0	0	-16			
34 Nate Johnson	18:51	0-2	0-2	0-0	0	1	1	1	0	0	0	0	0	0	0	-8			
0 Amani Lyles	04:10	0-0	0-0	0-0	0	0	0	0	0	0	0	0	0	0	0	0			
5 Tavari Johnson	05:43	0-0	0-0	0-0	0	0	0	0	0	0	0	0	0	0	0	-1			
3 Kobe Mitchell	01:57	1-1	0-0	0-0	0	0	0	0	0	2	0	0	1	0	0	1			
20 Evan Wilson	00:41	0-0	0-0	0-0	0	0	0	0	0	0	0	0	0	0	0	0			
Team					1	4	5			0	0								
Totals		16-49	6-27	16-24	6	19	25	15	21	54	13	9	8	1	0	-19			

Shooting By Period
 1st FG% 8-27 29.6%
 3PT% 3-15 20.0%
 FT% 8-11 72.7%
 2nd FG% 8-22 36.4%
 3PT% 3-12 25.0%
 FT% 8-13 61.5%
 GM FG% 16-49 32.7%
 3PT% 6-27 22.2%
 FT% 16-24 66.7%
 Dead Ball Rebounds: 3, 0
 Technical Fouls: NONE

	SDSU	AKRON
Biggest lead	8 (1st 6:32)	4 (2nd 11:36)
Best Scoring Run	8 (1st 10:14)	8 (2nd 11:36)
Lead Changes	9	
Times Tied	7	
Time with Lead	30:31	09:10

Points from	SDSU	AKRON
Turnovers	11	18
Paint	38	34
Second Chance	5	6
Fast Breaks	5	0
Bench	15	7

Period by Period Scoring	1st	2nd	OT	TOT
SDSU	41	29	10	80
AKRON	35	35	11	81

	Mis St	Akron
Biggest lead	20 (2nd 2:03)	1 (2nd 16:10)
Best Scoring Run	9 (2nd 8:29)	9 (2nd 16:10)
Lead Changes	2	
Times Tied	1	
Time with Lead	37:28	01:30

Points from	Mis St	Akron
Turnovers	13	6
Paint	40	20
Second Chance	10	8
Fast Breaks	5	7
Bench	19	10

Period by Period Scoring	1st	2nd	TOT
Mis St	35	38	73
Akron	27	27	54

Game Notes: BARSTOOL SPORTS INVITATIONAL - GAME 2 • BARSTOOL SPORTS INVITATIONAL MVP - Miss State Tolu Smith •
 Technical Fouls: NONE



Official Basketball Box Score - Final
Morgan St. at Akron
 11/15/22 James A. Rhodes Arena, Akron, Ohio
 2022-23 Men's Basketball

Game Time: 7:00 PM
 Game Duration: 2:02
 Attendance: 1,759



Official Basketball Box Score - Final
Akron at Western Ky.
 11/21/22 John Gray Gymnasium, Georgetown, W. Virginia
 2022-23 Men's Basketball

Game Time: 1:20 PM
 Game Duration: 1:50



Morgan St. - 59 Record: 1-3

NO. Name	Min	FG		3P		FT		Rebounds		Fouls		TP	AS	TO	ST	Blocks			+/-
		M/A	M/A	M/A	M/A	OR	DR	TOT	PF	FD	BS					BA	BB		
1 Khalil Turner	F 21:21	1-7	1-2	0-0	0	4	4	5	0	3	1	1	2	1	2	2			
5 Lewis Djonkam	F 23:26	3-7	0-0	0-0	2	0	2	3	1	6	1	2	1	1	0	-5			
2 Isaiah Burke	G 31:06	4-8	2-3	2	2	2	4	2											



Official Basketball Box Score - Final
LSU at Akron
 11/23/22 John Gray Gymnasium, George Town, Cayman Islands
 2022-23 Men's Basketball

Game Time: 1:30 PM
 Game Duration: 2:04



Official Basketball Box Score - Final
Akron at Nevada
 11/23/22 John Gray Gymnasium, George Town, Cayman Islands
 2022-23 Men's Basketball

Game Time: 5:00 PM
 Game Duration: 2:09

Officials: John Gaffney, Doug Shows, Matt Potter

Officials: John Gaffney, Randy McCal, Pat Adams

LSU - 73		Record: 5-0													
NO.	Name	Min	FG	3P	FT	Rebounds	Fouls	TP	AS	TO	ST	Blocks	+	-	
			M-A	M-A	M-A	OR DR TOT	PF	FD				BS	BA		
5	Mwani Wilkinson	F 10:13	1-1	0-0	0-0	1 1 2	3	0	2	1	0	0	0	0	
12	KJ Williams	F 30:59	6-13	2-4	5-6	2 3 5	3	4	19	0	0	3	1	0	
13	Jalen Reed	F 19:21	1-3	1-1	0-0	0 4 4	0	1	3	1	0	0	0	0	
3	Justice Hill	G 25:43	5-11	0-3	4-4	0 2 2	2	2	14	3	0	0	0	1	
44	Adam Miller	G 38:37	9-15	5-9	0-0	2 2 4	0	0	23	2	6	0	0	0	
20	Derek Fountain	G 20:39	2-3	0-0	1-1	2 1 3	4	1	5	1	1	1	2	0	
0	Trae Hannibal	G 22:57	0-1	0-0	0-0	0 5 5	2	1	0	0	0	0	0	0	
1	Cam Hayes	G 16:31	1-3	1-1	4-5	0 1 1	2	4	7	3	1	1	0	0	
4	Kendal Coleman	G 09:01	0-1	0-0	0-0	0 0 0	0	0	0	0	0	1	0	0	
15	Tyrell Ward	G 05:59	0-1	0-1	0-0	0 1 1	0	0	0	0	0	1	0	0	
Team						3 3 6			0	1					
Totals		25:52	9-19	14-16	8	23	31	23	13	14	10	9	3	1	15

Shooting By Period	
1st FG%	9-24 37.5%
3PT%	5-9 55.6%
FT%	10-11 90.9%
2nd FG%	16-28 57.1%
3PT%	4-10 40.0%
FT%	4-5 80%
GM FG%	25-52 48.1%
3PT%	9-19 47.4%
FT%	14-16 87.5%

Dead Ball Rebounds: 3, 0

Technical Fouls: Miller 1st 10:04 Hill 2nd 14:54 Fountain 2nd 22:42

Akron - 58		Record: 3-3													
NO.	Name	Min	FG	3P	FT	Rebounds	Fouls	TP	AS	TO	ST	Blocks	+	-	
			M-A	M-A	M-A	OR DR TOT	PF	FD				BS	BA		
11	Sammy Hunter	F 11:45	0-4	0-2	0-0	0 0 0	1	0	0	0	0	0	0	0	
25	Enrique Freeman	F 35:27	4-11	0-3	2-7	9 3 6	9	3	6	9	2	2	0	1	
2	Greg Tribble	G 26:32	3-4	0-1	1-1	1 2 3	3	3	7	1	4	1	0	0	
4	Trendon Hankerson	G 37:04	3-7	2-5	0-0	0 7 7	3	1	8	0	2	0	0	-1	
13	Xavier Castaneda	G 31:01	2-10	2-9	5-7	0 3 3	2	4	11	1	1	0	0	-5	
1	Garvin Clarke	G 07:58	0-1	0-0	0-0	0 2 2	0	0	0	0	0	0	0	0	
3	Kobe Mitchell	G 03:49	0-1	0-1	0-0	0 0 0	0	0	0	0	0	0	0	0	
34	Nate Johnson	G 19:18	1-3	0-1	0-0	0 3 3	4	0	2	0	1	2	0	0	
5	Tavari Johnson	G 26:26	9-10	3-3	0-0	0 3 3	0	0	21	4	3	2	0	1	
8	Amani Lyles	G 00:40	0-0	0-0	0-0	0 0 0	0	0	0	0	0	0	0	0	
Team						3 1 4			0	1					
Totals		22:51	7-22	7-11	6	27	33	19	14	58	8	14	8	1	3

Shooting By Period	
1st FG%	10-26 38.5%
3PT%	1-10 10.0%
FT%	3-4 75%
2nd FG%	12-25 48.0%
3PT%	6-12 50.0%
FT%	4-7 57.1%
GM FG%	22-51 43.1%
3PT%	7-22 31.8%
FT%	7-11 63.6%

Dead Ball Rebounds: 4, 0

Technical Fouls: NONE

Akron - 58		Record: 3-2													
NO.	Name	Min	FG	3P	FT	Rebounds	Fouls	TP	AS	TO	ST	Blocks	+	-	
			M-A	M-A	M-A	OR DR TOT	PF	FD				BS	BA		
11	Sammy Hunter	F 27:09	4-14	3-11	2-2	1 0 1	0	1	13	0	0	1	0	-6	
25	Enrique Freeman	F 34:00	1-6	0-0	1-4	5 5 10	1	6	3	2	1	0	1	-1	
2	Greg Tribble	G 29:44	0-3	0-0	3-4	1 3 4	5	0	3	0	3	0	0	-1	
4	Trendon Hankerson	G 22:11	0-2	0-1	2-2	1 1 2	4	1	2	1	1	0	0	-8	
13	Xavier Castaneda	G 36:06	6-16	4-9	12-16	1 5 6	0	6	28	4	3	1	0	0	
1	Garvin Clarke	G 17:03	1-6	0-3	0-0	1 0 1	1	1	2	1	1	0	0	-20	
34	Nate Johnson	G 20:20	0-2	0-0	0-0	5 2 7	0	0	0	0	2	0	1	-10	
0	Amani Lyles	G 02:34	1-2	0-0	0-0	0 0 0	0	0	0	0	0	0	0	-9	
5	Tavari Johnson	G 10:53	1-3	1-1	2-2	0 0 0	3	1	5	0	2	2	0	0	
Team						4 1 5			0	1					
Totals		14:54	8-25	22-30	19	17	36	14	21	58	8	14	4	1	3

Shooting By Period	
1st FG%	9-29 31.0%
3PT%	5-16 31.3%
FT%	12-15 80%
2nd FG%	5-25 20.0%
3PT%	3-9 33.3%
FT%	10-15 66.7%
GM FG%	14-54 25.9%
3PT%	8-25 32.0%
FT%	22-30 73.3%

Dead Ball Rebounds: 6, 1

Technical Fouls: Hankerson 1st 10:04

Nevada - 62		Record: 6-1													
NO.	Name	Min	FG	3P	FT	Rebounds	Fouls	TP	AS	TO	ST	Blocks	+	-	
			M-A	M-A	M-A	OR DR TOT	PF	FD				BS	BA		
5	Darrion Williams	F 36:58	1-6	1-3	3-3	3 7 10	2	2	6	4	0	2	0	7	
14	Tre Coleman	F 32:35	2-5	1-2	0-0	2 2 4	3	1	5	2	0	0	0	11	
50	Will Baker	C 31:19	8-14	1-1	3-4	2 4 6	1	3	20	2	3	1	1	0	
2	Jarod Lucas	G 32:51	5-15	4-9	2-2	0 1 1	1	3	16	1	1	0	0	10	
45	Kenan Blackshear	G 31:08	3-7	1-2	3-4	0 5 5	2	10	10	4	2	0	0	7	
11	Nick Davidson	G 16:29	1-5	1-3	0-0	0 2 2	3	0	3	0	2	0	0	-3	
3	Trey Pettigrew	G 10:30	1-4	0-0	0-0	1 1 2	1	0	2	0	1	0	2	0	
1	Tyler Powell	G 08:10	0-1	0-1	0-0	0 0 0	1	0	0	0	0	0	0	-13	
Team						2 1 3			0	0					
Totals		21:57	9-21	11-13	10	23	33	14	19	62	13	9	3	1	4

Shooting By Period	
1st FG%	7-27 25.9%
3PT%	1-8 12.5%
FT%	5-6 83.3%
2nd FG%	14-30 46.7%
3PT%	8-13 61.5%
FT%	6-7 85.7%
GM FG%	21-57 36.8%
3PT%	9-21 42.9%
FT%	11-13 84.6%

Dead Ball Rebounds: 1, 0

Technical Fouls: NONE

LSU		AKR		Points from Turnovers		LSU		AKR		Period by Period Scoring		
Biggest lead	15 (2 nd 2:19)	8 (1 st 4:21)	Turnovers	13	14	1st	2nd	TOT	LSU	AKR	TOT	
Best Scoring Run	6 (1 st 14:25)	8 (1 st 7:53)	Paint	22	10	33	40	73	AKR	35	58	
Lead Changes	6	8	Second Chance	8	9							
Times Tied	5	4	Fast Breaks	4	2							
Time with Lead	25:58	09:54	Bench	12	9							

AKR		NEV		Points from Turnovers		AKR		NEV		Period by Period Scoring		
Biggest lead	8 (1 st 2:20)	7 (1 st 16:10)	Turnovers	13	12	1st	2nd	TOT	AKR	24	34	58
Best Scoring Run	7 (1 st 11:02)	8 (2 nd 16:37)	Paint	24	18				NEV	20	42	62
Lead Changes	6	6	Second Chance	8	6							
Times Tied	4	5	Fast Breaks	10	5							
Time with Lead	26:10	10:37	Bench	23	5							



Official Basketball Box Score - Final
Akron at Marshall
 11/30/22 Gam Henderson Center, Huntington
 2022-23 Men's Basketball

Game Time: 7:30 PM
 Game Duration: 1:43
 Attendance: 4,012



Official Basketball Box Score - Final
Muskingum at Akron
 12/04/22 James A. Rhodes Arena, Akron, Ohio
 2022-23 Men's Basketball

Game Time: 2:00 PM
 Game Duration: 1:46
 Attendance: 1,466

Officials: Doug Shows, Josue Neves, Landon Branda

Officials: Bill Et, Austin Jones, Mirkah Milton

Akron - 57		Record: 3-4												
NO.	Name	Min	FG	3P	FT	Rebounds	Fouls	TP	AS	TO	ST	Blocks	+	-
			M-A	M-A	M-A	OR DR TOT	PF	FD				BS	BA	
25	Enrique Freeman	F 28:17	4-12	0-0	2-4	4 10 14	4	2	10	2	2	1	0	-8
2	Greg Tribble	G 19:24	2-4	0-0	1-2	1 1 2	3	3	5	0	0	0	0	-13
4	Trendon Hankerson	G 33:57	5-11	1-6	0-0	1 3 4	0	0	11	2	3	2	0	-7
13	Xavier Castaneda	G 29:41	1-13	1-9	1-4	1 4 5	2	6	4	3	1	0	0	-6
34	Nate Johnson	G 23:59	0-4	0-1	0-0	2 3 5	1	0	0	2	0	0	0	-21
1	Garvin Clarke	G 11:23	1-3	0-1	0-0	2 2 1	0	2	0	0	0	0	0	-15
5	Tavari Johnson	G 27:19	7-13	2-5	0-0	2 2 4	1	1	16	4	1	1	0	8
11	Sammy Hunter	F 17:52	4-10	1-3	0-1	1 5 6	1	1	9	1	0	0	0	4
3</														



Official Basketball Box Score - Final
Jackson St. at Akron
 12/14/22 James A. Rhodes Arena, Akron
 2022-23 Men's Basketball

Game Time: 2:00 PM
 Game Duration: 1:56
 Attendance: 1,385



Official Basketball Box Score - Final
Wright St. at Akron
 12/14/22 James A. Rhodes Arena, Akron
 2022-23 Men's Basketball

Game Time: 7:00 PM
 Game Duration: 1:48
 Attendance: 1,398

Officials: Bill El, Frank Spencer, Scott Vitale

Jackson St. - 72

Record: 1-8

NO.	Name	Min	FG		3P		FT		Rebounds		Fouls		TP	AS	TO	ST	Blocks		+/-
			M/A	M/A	M/A	M/A	OR	DR	PF	FD	BS	BA							
1	Zeke Cook	F 21:02	3-7	0-0	1-2	2-3	5-5	7-7	1-0	0-0	0-0	0-0	0-0	0-0	0-0	0-0	0-0	0-0	-6
3	Trace Young	F 25:49	2-3	0-0	3-3	1-4	5-5	3-2	7-7	1-3	0-0	0-0	0-0	0-0	0-0	0-0	0-0	0-0	-9
13	Romelle Mansel	F 27:16	3-6	0-0	0-0	1-1	2-3	0-0	6-3	0-0	0-0	0-0	1-0	0-0	0-0	0-0	0-0	0-0	
2	Ken Evans	G 33:20	4-13	0-1	0-0	2-2	4-4	3-1	8-6	2-4	0-2	0-2	1-2	0-0	0-0	0-0	0-0	-12	
4	Collie Young	G 21:55	3-6	2-5	1-1	0-3	3-3	1-1	9-1	1-1	1-0	0-0	0-0	0-0	0-0	0-0	0-0	-2	
31	Jamarcus Jones	26:29	8-10	0-0	0-0	2-2	1-1	1-1	16-0	0-0	0-0	0-0	0-0	0-0	0-0	0-0	0-0	-5	
5	Keveon Hunt	12:40	5-8	0-1	0-0	0-1	1-1	1-1	10-1	2-1	0-0	0-0	0-0	0-0	0-0	0-0	0-0	-3	
10	Chase Adams	25:55	4-9	1-2	0-0	1-3	4-3	0-0	9-1	3-0	0-0	1-1	2-0	0-0	0-0	0-0	0-0	-12	
32	Treyon Johnson	05:34	0-1	0-0	0-0	0-0	0-0	0-0	0-0	0-0	0-0	0-0	0-0	0-0	0-0	0-0	0-0	-16	
Team																			
Totals			32-63	3-9	5-7	10-20	3-0	20-10	72	14	13	6	1	4	1	4	-13		

Technical Fouls: NONE

Shooting By Period		
1st FG%	13-30	43.3%
3PT%	0-4	0.0%
FT%	0-0	0%
2nd FG%	19-33	57.6%
3PT%	3-5	60.0%
FT%	5-7	71.4%
GM FG%	32-63	50.8%
3PT%	3-9	33.3%
FT%	5-7	71.4%

Dead Ball Rebounds: 1, 0

Wright St. - 54

Record: 5-6

NO.	Name	Min	FG		3P		FT		Rebounds		Fouls		TP	AS	TO	ST	Blocks		+/-
			M/A	M/A	M/A	M/A	OR	DR	PF	FD	BS	BA							
14	Brandon Noel	F 23:59	3-8	0-1	1-2	0-2	2-2	2-7	7-0	2-0	0-0	0-0	0-0	0-0	0-0	0-0	0-0	0-0	-24
12	AJ Braun	C 30:35	6-9	0-0	0-1	3-6	9-3	5-12	1-5	0-0	1-0	0-0	0-0	0-0	0-0	0-0	0-0	0-0	
0	Amari Davis	G 25:26	1-9	0-1	0-0	0-4	4-4	3-2	1-2	0-0	1-0	0-0	0-0	0-0	0-0	0-0	0-0	-6	
4	Keaton Norris	C 21:25	0-6	0-2	0-0	0-3	2-1	0-0	1-1	1-3	0-0	0-0	0-0	0-0	0-0	0-0	0-0	-12	
24	Tim Finke	G 38:32	4-8	1-1	2-2	3-6	9-9	2-11	6-2	2-0	2-0	0-0	0-0	0-0	0-0	0-0	0-0	-2	
1	Trey Calvin	26:38	7-14	1-2	1-1	1-2	3-3	2-16	0-2	0-0	0-0	0-0	0-0	0-0	0-0	0-0	0-0	-12	
3	Alex Huijbregtse	22:37	0-5	0-2	1-2	0-0	0-0	1-2	1-1	0-0	0-0	0-0	0-0	0-0	0-0	0-0	0-0	-3	
52	Blake Sisley	03:13	0-0	0-0	0-0	0-0	0-0	0-0	0-0	0-0	0-0	0-0	0-0	0-0	0-0	0-0	0-0	-3	
22	Andrew Welage	07:35	2-4	1-1	0-0	1-1	2-2	0-0	5-0	0-0	0-0	0-0	0-0	0-0	0-0	0-0	0-0	-1	
Team																			
Totals			23-63	3-10	5-8	11-28	3-9	17-16	54	10	14	3	4	2	1	2	-12		

Technical Fouls: NONE

Shooting By Period		
1st FG%	12-31	38.7%
3PT%	2-4	50.0%
FT%	4-5	80%
2nd FG%	11-32	34.4%
3PT%	1-6	16.7%
FT%	1-3	33.3%
GM FG%	23-63	36.5%
3PT%	3-10	30.0%
FT%	5-8	62.5%

Dead Ball Rebounds: 1, 0

Akron - 85

Record: 5-4

NO.	Name	Min	FG		3P		FT		Rebounds		Fouls		TP	AS	TO	ST	Blocks		+/-
			M/A	M/A	M/A	M/A	OR	DR	PF	FD	BS	BA							
25	Enrique Freeman	F 33:48	7-7	0-0	3-4	1-8	9-9	0-7	17-5	0-1	3-0	0-0	0-0	0-0	0-0	0-0	0-0	0-0	12
2	Greg Tribble	G 28:18	6-10	0-1	0-0	1-3	4-2	2-2	12-5	1-1	2-0	0-0	0-0	0-0	0-0	0-0	0-0	0-0	
4	Trendon Hankerson	G 38:05	5-9	5-7	2-2	0-1	1-1	1-1	17-2	1-0	1-0	0-0	0-0	0-0	0-0	0-0	0-0	10	
5	Tavari Johnson	G 24:08	2-5	2-5	0-0	0-1	1-1	4-1	1-6	2-5	1-0	0-0	0-0	0-0	0-0	0-0	0-0	-1	
13	Xavier Castaneda	G 30:20	5-8	2-4	1-1	1-3	4-0	8-8	23-2	1-1	1-0	0-0	0-0	0-0	0-0	0-0	0-0	15	
3	Kobe Mitchell	17:59	2-5	2-5	0-0	0-0	2-2	1-0	6-0	0-0	0-0	0-0	0-0	0-0	0-0	0-0	0-0	3	
11	Sammy Hunter	15:54	1-5	0-4	2-2	2-1	3-2	1-4	2-0	0-0	0-0	0-0	0-0	0-0	0-0	0-0	0-0	17	
34	Nate Johnson	11:28	0-3	0-2	0-0	0-1	1-0	0-0	0-1	1-1	0-0	0-0	0-0	0-0	0-0	0-0	0-0	6	
Team																			
Totals			28-52	11-28	18-21	5-22	27-10	20-20	85	19	10	7	4	1	13				

Technical Fouls: NONE

Shooting By Period		
1st FG%	18-28	64.3%
3PT%	8-14	57.1%
FT%	10-12	83.3%
2nd FG%	10-24	41.7%
3PT%	3-14	21.4%
FT%	9-9	88.9%
GM FG%	28-52	53.8%
3PT%	11-28	39.3%
FT%	18-21	85.7%

Dead Ball Rebounds: 2, 0

Akron - 66

Record: 6-4

NO.	Name	Min	FG		3P		FT		Rebounds		Fouls		TP	AS	TO	ST	Blocks		+/-
			M/A	M/A	M/A	M/A	OR	DR	PF	FD	BS	BA							
25	Enrique Freeman	F 24:04	4-0	0-0	0-0	5-10	15-4	3-8	2-3	0-0	0-0	0-0	0-0	0-0	0-0	0-0	0-0	0-0	15
2	Greg Tribble	G 29:37	3-7	0-0	0-0	2-1	3-1	1-6	0-0	1-0	0-0	0-0	0-0	0-0	0-0	0-0	0-0	4	
4	Trendon Hankerson	G 34:52	2-9	1-7	1-2	0-5	5-3	2-6	4-0	2-0	2-0	0-0	0-0	0-0	0-0	0-0	0-0	11	
5	Tavari Johnson	G 27:33	6-14	0-3	2-4	1-1	2-2	14-1	1-4	1-4	1-0	0-0	0-0	0-0	0-0	0-0	0-0	13	
13	Xavier Castaneda	G 34:12	5-10	2-6	7-8	0-6	6-1	7-19	3-2	0-0	0-0	0-0	0-0	0-0	0-0	0-0	0-0	13	
3	Kobe Mitchell	18:05	0-4	0-4	0-0	0-0	0-0	1-1	0-0	0-0	0-0	0-0	0-0	0-0	0-0	0-0	0-0	13	
11	Sammy Hunter	16:35	5-8	3-6	0-0	0-4	4-2	0-0	13-0	1-0	1-1	0-0	0-0	0-0	0-0	0-0	0-0	6	
34	Nate Johnson	12:38	0-1	0-0	0-0	0-3	3-0	0-0	0-1	2-1	0-0	0-0	0-0	0-0	0-0	0-0	0-0	6	
0	Amari Lyles	02:24	0-0	0-0	0-0	0-1	0-1	2-1	0-0	0-0	0-0	0-0	0-0	0-0	0-0	0-0	0-0	-1	
Team																			
Totals			25-62	6-26	10-14	11-31	42-16	17-16	66	11	12	0	2	4	1	2	0	-12	

Technical Fouls: NONE

Shooting By Period		
1st FG%	11-34	32.4%
3PT%	5-21	23.8%
FT%	1-2	50%
2nd FG%	14-28	50.0%
3PT%	1-5	20.0%
FT%	9-12	75%
GM FG%	25-62	40.3%
3PT%	6-26	23.1%
FT%	10-14	71.4%

Dead Ball Rebounds: 2, 0

	JSU	Akron
Biggest lead	0 (1st 20:00)	30 (2nd 18:37)
Best Scoring Run	11 (2nd 11:23)	17 (1st 11:57)
Lead Changes	0	
Times Tied	1	
Time with Lead	00:00	39:04

Points from	JSU	Akron	Period by Period Scoring		
			1st	2nd	TOT
Turnovers	14	23			
Paint	48	30			
Second Chance	9	6			
Fast Breaks	7	2			
Bench	35	10			
	Akron		54	31	85

Biggest lead	WSU	Akron	Points from		Period by Period Scoring		
			WSU	Akron	1st	2nd	TOT
Turnovers	11	12					
Paint	34	36					
Second Chance	6	9					
Fast Breaks	2	13					
Bench	22	13					
	Akron		28	38	66		



Official Basketball Box Score - Final
Concord at Akron
 12/30/22 James A. Rhodes Arena, Akron
 2022-23 Men's Basketball

Game Time: 7:00 PM
 Game Duration: 2:10
 Attendance: 1,550



Official Basketball Box Score - Final
NIU at Akron
 01/03/23 James A. Rhodes Arena, Akron, Ohio
 2022-23 Men's Basketball

Game Time: 7:00 PM
 Game Duration: 2:08

Officials: Tim Stewart, Michael Griffith, Tony Meeks

Officials: Rob Kueneman, Alfred Smith, Tim Stewart

Concord - 58

Record: 7-4

NO.	Name	Min	FG			3P			FT			Rebounds			Fouls			TP	AS	TO	ST	Blocks			+/-	
			M	A	P	M	A	P	M	A	P	OR	DR	TOT	PF	FF	FD					BS	BA	BB		
5	Da'Von Moore	09:01	0-1	0-0	0-0	1	1	2	4	0	0	0	0	0	0	0	0	0	0	0	0	0	0	0	-8	
14	Lual Rahama	29:43	9-18	2-5	1-1	0	4	4	3	2	21	0	3	0	0	0	0	0	0	0	0	0	0	0	-31	
1	Jevon Laidler	G 29:08	1-5	0-1	0-2	1	3	4	0	3	2	2	2	1	1	1	1	1	1	1	1	1	1	1	-27	
3	Ethan Heller	G 19:11	3-6	0-1	0-0	0	1	1	2	0	6	0	1	0	0	0	0	0	0	0	0	0	0	0	-20	
4	Jordan Wooden	G 28:14	3-9	0-3	0-0	1	2	3	4	1	6	2	1	1	1	1	1	1	1	1	1	1	1	1	-23	
13	JJ Harper	25:46	3-9	0-2	3-4	0	4	4	2	2	2	9	1	5	2	0	0	0	0	0	0	0	0	0	-13	
22	Rene Diop	16:46	0-0	0-0	0-0	2	2	4	2	1	0	0	0	0	0	0	0	0	0	0	0	0	0	0	-5	
24	Amare Smith	23:08	2-5	1-2	2-2	1	1	2	3	4	7	0	2	1	0	1	1	1	1	1	1	1	1	1	-15	
15	Ayden Ince	07:07	0-2	0-1	0-0	0	3	3	0	0	0	0	0	0	0	0	0	0	0	0	0	0	0	0	8	
2	Jaguar Jackson	02:59	0-0	0-0	2-2	0	0	0	1	2	0	0	0	1	0	0	0	0	0	0	0	0	0	0	1	
10	Cade Fix	02:59	0-1	0-1	0-0	0	0	0	0	1	0	0	0	0	0	0	0	0	0	0	0	0	0	0	1	
11	Theo Blackett	02:59	0-1	0-0	0-0	1	1	2	0	0	2	0	0	0	0	0	0	0	0	0	0	0	0	0	1	
32	Jake Hamilton	02:59	2-2	1-1	0-0	0	0	0	0	0	5	0	0	0	0	0	0	0	0	0	0	0	0	0	1	
Team						1	5	6			0	1														
Totals		23:59	4-17	8-11	8-27	35	22	14	58	8	18	6	2	2	2	2	2	2	2	2	2	2	2	2	2	-26

Technical Fouls: Coach 2nd 5:01

Akron - 84

Record: 8-5

NO.	Name	Min	FG			3P			FT			Rebounds			Fouls			TP	AS	TO	ST	Blocks			+/-	
			M	A	P	M	A	P	M	A	P	OR	DR	TOT	PF	FF	FD					BS	BA	BB		
25	Enrique Freeman	F 24:11	7-8	0-0	4-10	3	7	10	3	8	18	2	2	0	2	1	0	0	0	0	0	0	0	0	0	15
2	Greg Tribble	G 29:39	1-5	0-0	5-7	1	1	2	0	4	7	3	0	0	0	0	0	0	0	0	0	0	0	0	0	19
4	Trendon Hankerson	G 31:41	6-12	6-10	0-0	1	7	8	1	18	6	1	1	0	0	0	0	0	0	0	0	0	0	0	0	20
5	Tavari Johnson	G 31:48	2-6	1-3	2-2	0	2	2	2	6	5	4	1	0	0	0	0	0	0	0	0	0	0	0	0	18
13	Xavier Castaneda	G 31:46	3-12	3-9	9-9	1	4	5	0	4	17	3	0	0	0	0	0	0	0	0	0	0	0	0	1	23
3	Kobe Mitchell	14:15	0-2	0-2	0-0	0	1	1	1	1	0	0	0	0	0	0	0	0	0	0	0	0	0	0	0	6
11	Sammy Hunter	18:08	2-5	0-3	0-0	3	6	4	0	4	0	0	0	0	0	0	0	0	0	0	0	0	0	0	24	
34	Nate Johnson	15:48	4-6	1-2	0-0	0	1	1	0	9	0	1	1	0	0	0	0	0	0	0	0	0	0	0	13	
0	Amani Lyles	06:36	0-0	0-0	0-0	0	0	0	1	1	0	0	1	0	0	0	0	0	0	0	0	0	0	0	8	
20	Evan Wilson	04:09	1-1	1-1	0-0	0	0	0	1	0	3	1	1	0	0	0	0	0	0	0	0	0	0	0	0	1
12	Pat Mayfield	02:59	1-2	0-1	0-0	0	3	3	0	2	0	0	0	0	0	0	0	0	0	0	0	0	0	0	0	1
Team						0	1	1			0	0														
Totals		27:59	12-31	18-28	9-30	39	14	21	84	21	10	7	2	2	2	2	2	2	2	2	2	2	2	2	2	26

Technical Fouls: NONE

Cu Akron

Biggest lead	Cu		Akron		Points from Turnovers	Cu	Akron	Period by Period Scoring			
	0 (1 st 20:00)	29 (2 nd 1:02)	9 (1 st 3:53)	10 (2 nd 5:01)				1st	2nd	TOT	
Best Scoring Run	0		0		12	20	30	30			
Lead Changes	0		0		6	3					
Times Tied	1		1		9	18					
Time with Lead	00:00		39:21		23	18					
					Akron	23	35	58			
					Akron	31	53	84			

NIU - 51

Record: 4-10 (0-1)

NO.	Name	Min	FG			3P			FT			Rebounds			Fouls			TP	AS	TO	ST	Blocks			+/-		
			M	A	P	M	A	P	M	A	P	OR	DR	TOT	PF	FF	FD					BS	BA	BB			
23	Havon Ibarquien	F 10:31	0-0	0-0	0-0	0	0	0	0	0	0	0	0	0	0	0	0	0	0	0	0	0	0	0	0	7	
50	Anthony Cump	F 21:09	3-3	0-0	1-4	1	1	2	3	4	7	0	3	0	2	0	0	0	0	0	0	0	0	0	0	-19	
0	Keshawn Williams	G 33:17	4-17	0-4	2-3	2	2	4	1	2	10	0	3	1	0	0	0	0	0	0	0	0	0	0	0	-20	
2	Zarique Nutter	G 29:08	5-12	1-3	0-1	1	8	9	1	2	11	1	2	0	0	0	0	0	0	0	0	0	0	0	0	-20	
11	David Colt	G 23:44	0-5	0-3	6-6	0	1	1	3	5	6	1	2	1	0	0	0	0	0	0	0	0	0	0	0	-27	
3	Kaleb Thornton	28:37	1-4	1-2	2-2	1	3	4	2	3	4	1	2	0	0	0	0	0	0	0	0	0	0	0	0	-3	
24	Darveshi Hunter	25:57	2-5	0-2	2-2	0	2	2	1	2	6	1	0	1	0	0	0	0	0	0	0	0	0	0	0	-16	
14	Yanic Konan Niederhauser	13:16	2-4	0-1	0-0	2	2	2	0	3	0	4	1	2	0	0	0	0	0	0	0	0	0	0	0	-5	
41	Armandas Plintauskas	07:25	0-0	0-0	0-0	0	1	1	0	0	0	0	0	0	0	0	0	0	0	0	0	0	0	0	0	-4	
4	Oluwasegun Durosinni	06:44	1-1	0-0	0-0	3	0	3	5	0	2	0	3	0	0	0	0	0	0	0	0	0	0	0	0	-3	
5	Xavier Amos	09:16	0-0	0-0	0-0	0	0	0	0	0	0	0	0	0	0	0	0	0	0	0	0	0	0	0	0	0	
1	Taku Youngblood	00:12	0-0	0-0	0-0	0	0	0	0	0	0	0	0	0	0	0	0	0	0	0	0	0	0	0	0	-1	
Team						1	2	3			0	2															
Totals		18-51	2-15	13-18	11	20	31	25	19	4	1	5	19	4	4	4	4	4	4	4	4	4	4	4	4	4	-25

Technical Fouls: Coach 2nd 13:18

Akron - 76

Record: 9-5 (1-0)

NO.	Name	Min	FG			3P			FT			Rebounds			Fouls			TP	AS	TO	ST	Blocks			+/-	
			M	A	P	M	A	P	M	A	P	OR	DR	TOT	PF	FF	FD					BS	BA	BB		
11	Sammy Hunter	F 13:59	1-5	1-5	0-0	0	1	1	2	1	3	0	1	0	0	0	0	0	0	0	0	0	0	0	0	5
25	Enrique Freeman	F 30:31	10-18	0-0	7-10	4	11	15	1	11	27	2	2	3	0	0	0	0	0	0	0	0	0	0	0	24
2	Greg Tribble	G 30:22	5-6	0-0	6-6	1	1	2	4	5	16	2	2	3	0	0	0	0	0	0	0	0	0	0	0	30
4	Trendon Hankerson	G 32:47	1-8	1-7	0-0	1	5	6	2</																	



Official Basketball Box Score - Final
Akron at Central Mich.
 01/17/23 McGuffey Arena, Mount Pleasant
 2022-23 Men's Basketball

Game Time: 7:00 PM
 Game Duration: 1:57
 Attendance: 1,509



Official Basketball Box Score - Final
Akron at Western Michigan
 01/21/23 Reed Fieldhouse, Kalamazoo, Mich.
 2022-23 Men's Basketball

Game Time: 2:00 PM
 Game Duration: 1:59
 Attendance: 2,288

Officials: D.J. Carstensen, Todd Van Sossan, Ed Phillips

NO.	Name	Min	FG		3P		FT		Rebounds		Fouls		TP	AS	TO	ST	Blocks			+/-	
			M-A	M-A	M-A	M-A	OR	DR	PF	FD	BS	BS					BA				
11	Sammy Hunter	F 16:24	4-5	2-3	2-4	0	2	2	3	3	12	1	0	0	0	0	0	0	0	14	
25	Enrique Freeman	F 22:52	2-4	0-0	4-6	2	7	9	5	5	8	0	2	1	1	1	1	1	17		
2	Greg Tribble	G 32:27	4-9	0-1	2-2	0	1	1	1	1	10	1	1	1	0	3	14				
4	Trendon Hankerson	G 35:03	4-10	3-8	0-0	1	4	5	2	0	11	1	1	0	0	0	28				
13	Xavier Castaneda	G 31:30	3-7	1-4	6-9	0	4	4	3	4	13	5	2	1	0	0	22				
34	Nate Johnson	21:28	2-5	1-4	0-0	1	2	3	0	2	5	1	2	3	0	0	17				
5	Tavari Johnson	14:45	0-5	0-2	0-0	0	3	3	1	0	3	1	1	1	0	0	10				
3	Kobe Mitchell	08:43	0-2	0-2	0-0	0	0	0	0	0	0	0	0	0	0	0	4				
1	Garvin Clarke	06:11	1-3	1-2	0-0	1	0	1	0	0	3	0	0	0	0	1	11				
0	Amari Lyles	09:47	3-4	0-0	1-1	1	2	3	2	2	7	0	0	0	0	1	0	7			
12	Pat Mayfield	01:25	0-0	0-0	0-0	0	0	0	0	0	0	0	0	0	0	0	0	5			
20	Evan Wilson	01:25	0-1	0-0	0-0	0	0	0	0	0	0	0	0	0	0	0	0	-5			
Team											3	3	6								
Totals		23:55	8:26	15:22	9	28	37	19	18	69	13	10	7	2	5	18					

Technical Fouls: NONE

NO.	Name	Min	FG		3P		FT		Rebounds		Fouls		TP	AS	TO	ST	Blocks			+/-
			M-A	M-A	M-A	M-A	OR	DR	PF	FD	BS	BS					BA			
4	Carrington McCaskill	F 26:50	3-9	0-1	2-3	1	3	4	4	3	8	0	3	1	3	1	-5			
22	Nicolas Pavrette	C 15:43	0-1	0-0	0-1	1	4	5	0	2	0	0	0	0	1	0	-9			
0	Brian Taylor	G 34:33	2-9	0-2	0-0	2	5	7	2	1	4	3	1	0	0	0	-18			
1	Reggie Bass	G 19:32	0-4	0-0	0-0	0	1	1	5	3	0	4	2	0	1	0	-11			
3	Jesse Zarzuela	G 40:00	6-14	5-9	3-6	0	4	4	1	6	20	2	3	1	0	0	-1			
12	Miroslav Staff	08:45	2-2	0-0	4-4	0	2	2	3	2	8	0	2	0	0	0	18			
44	Max Majerle	26:16	1-2	1-2	2-2	0	3	3	2	1	5	0	2	0	0	0	-7			
10	Alja Ojboje	12:12	0-0	0-0	0-0	1	1	2	0	0	0	0	0	0	0	0	-10			
15	Markus Harding	16:09	2-6	2-4	0-0	0	2	2	1	1	6	0	2	0	0	0	-13			
Team											1	1	2							
Totals		16:47	8:20	11:16	7	25	32	20	19	51	9	18	3	5	2	-18				

Technical Fouls: Bench 1st 1.39 Coach 2nd 6:18

Biggest lead	AKR	CMU	Points from		Period by Period Scoring				
			AKR	CMU	1st	2nd	TOT		
Best Scoring Run	11(2 nd 16:46)	9(2 nd 0:22)	Turnovers	13	13	AKR	36	33	69
Lead Changes	1		Paint	26	16	AKR	26	25	51
Times Tied	3		Second Chance	10	2	CMU	25	25	51
Time with Lead	31:54	06:12	Fast Breaks	15	10	Bench	15	19	
			Bench	15	19				

NO.	Name	Min	FG		3P		FT		Rebounds		Fouls		TP	AS	TO	ST	Blocks			+/-
			M-A	M-A	M-A	M-A	OR	DR	PF	FD	BS	BS					BA			
11	Sammy Hunter	F 27:56	2-9	2-8	2-3	0	3	3	5	1	8	0	0	0	0	0	2			
25	Enrique Freeman	F 36:00	3-7	0-0	0-0	4	7	11	2	5	6	2	0	1	3	1	11			
2	Greg Tribble	G 36:32	4-7	0-0	1-2	0	2	2	1	4	9	4	0	1	0	1	3			
4	Trendon Hankerson	G 34:28	2-11	1-9	0-0	0	6	6	3	1	5	2	2	2	2	0	11			
13	Xavier Castaneda	G 36:44	11-25	4-16	7	2	5	7	4	7	32	1	1	3	0	1	9			
34	Nate Johnson	11:01	1-2	1-1	0-0	0	0	0	1	1	3	0	0	0	0	0	6			
0	Amari Lyles	03:20	0-0	0-0	0-0	0	0	0	0	0	0	0	0	0	0	0	-1			
5	Tavari Johnson	13:59	0-2	0-1	0-0	0	0	0	0	2	0	0	0	1	0	0	0	-1		
Team											1	1	2							
Totals		23:63	8:35	9:12	7	24	31	16	19	63	9	3	8	5	3	8				

Technical Fouls: NONE

NO.	Name	Min	FG		3P		FT		Rebounds		Fouls		TP	AS	TO	ST	Blocks			+/-
			M-A	M-A	M-A	M-A	OR	DR	PF	FD	BS	BS					BA			
0	Markeese Hastings	F 38:43	7-16	1-5	3-5	2	8	10	1	3	18	2	2	1	1	1	-5			
22	Tilus Wright	G 28:36	3-5	0-0	0-0	1	5	6	0	3	4	0	1	0	0	1	4			
2	Tray Maddox Jr.	G 25:23	2-8	0-2	1-2	0	6	6	4	1	5	2	2	0	1	1	-4			
11	Lamar Norman Jr.	G 29:40	2-8	1-6	1-2	0	5	5	3	3	6	4	0	0	0	0	-5			
51	Jefferson Monegro	G 27:27	3-6	0-1	2-2	0	1	1	3	3	8	5	1	0	1	2	-2			
4	JaVaughn Hannah	24:49	2-8	2-4	0-0	0	3	3	1	0	6	0	2	0	0	0	-24			
23	Tafari Simms	03:20	0-0	0-0	0-0	1	0	1	2	1	0	0	0	0	0	0	-7			
12	Seth Hubbard	13:15	2-3	1-2	1-1	2	1	3	1	1	6	0	0	0	0	0	5			
20	Owen Lobsinger	10:47	1-1	0-0	0-0	2	0	3	2	1	2	0	0	1	1	0	0	-7		
Team											3	6	9							
Totals		21:55	5:20	8:12	12	35	47	19	16	55	15	15	2	3	5	-8				

Technical Fouls: NONE

Biggest lead	UA	WMU	Points from		Period by Period Scoring				
			UA	WMU	1st	2nd	TOT		
Best Scoring Run	9(1 st 7:34)	5(2 nd 17:30)	Turnovers	22	20	UA	32	31	63
Lead Changes	8		Paint	16	30	WMU	30	25	55
Times Tied	6		Second Chance	9	11				
Time with Lead	24:51	08:33	Fast Breaks	11	13				
			Bench	3	14				



Official Basketball Box Score - Final
Miami (OH) at Akron
 01/24/23 James A. Rhodes Arena, Akron
 2022-23 Men's Basketball

Game Time: 7:00 PM
 Game Duration: 2:11
 Attendance: 1,020



Official Basketball Box Score - Final
Ohio at Akron
 01/28/23 James A. Rhodes Arena, Akron, Ohio
 2022-23 Men's Basketball

Game Time: 2:00 PM
 Game Duration: 1:55
 Attendance: 2,234

Officials: Chris Beaver, Frank Spencer, Todd Van Sossan

NO.	Name	Min	FG		3P		FT		Rebounds		Fouls		TP	AS	TO	ST	Blocks			+/-
			M-A	M-A	M-A	M-A	OR	DR	PF	FD	BS	BS					BA			
45	Anderson Mirambeaux	F 33:17	4-7	0-1	4-6	2	6	8	3	6	12	4	1	0	0	2	-2			
2	Mekhi Lairy	G 36:01	6-14	2-5	2-3	0	1	1	2	6	16	3	2	2	0	1	-3			
3	Julian Lewis	G 19:55	2-3	0-1	0-0	1	1	5	0	4	1	0	0	0	0	0	5			
13	Ryan Mabrey	G 24:59	1-1	1-1	0-0	0	2	3	3	0	3	0	0	0	0	0	-2			
22	Morgan Safford	G 29:56	5-10	0-2	3-5	1	4	5	4	3	13	0	3	0	0	0	-7			
11	Billy Smith	19:41	2-4	1-3	1-2	0	0	1	1	6	1	1	2	0	0	2				
1	Kamari Williams	24:09	3-5	2-3	4-4	3	2	5	1	1	12	1	1	0	0	0	-11			
21	Jaquel Morris	06:43	1-1	0-0	0-0	0	0	0	0	3	2	2	0	1	0	0	0	-3		
4	Brayton Tatum	06:09	0-1	0-1	0-0	0	0	0	0	0	0	0	0	0	0	0	0	-4		
Team											1	4	5							
Totals		24:46	6:17	14:2																



2022-23 Akron Men's Basketball Combined Team Statistics All games

Page 1/1
as of Jan 28, 2023

Game Records

Record	Overall	Home	Away	Neutral
ALL GAMES	15-6	11-0	3-3	1-3
CONFERENCE	7-1	4-0	3-1	0-0
NON-CONFERENCE	8-5	7-0	0-2	1-3

Score by Periods

Team	1st	2nd	OT	TOT
Akron	720	776	11	1507
Opponents	611	702	10	1323

Team Box Score

No.	Player				Total		3-Point		F-Throw		Rebounds											
		GP-GS	MIN	AVG	FG-FGA	FG%	3FG-3FGA	3FG%	FT-FTA	FT%	OFF	DEF	TOT	AVG	PF	DQ	A	TO	BLK	STL	PTS	AVG
13	CASTANEDA, Xavier	19-19	626:27	33.0	99-248	.399	61-162	.377	127-154	.825	13	73	86	4.5	24	0	58	35	1	22	386	20.3
25	FREEMAN, Enrique	21-21	628:14	29.9	123-206	.597	0-2	.000	69-110	.627	72	155	227	10.8	49	2	41	46	22	16	315	15.0
4	HANKERSON, Trendon	21-21	689:06	32.8	62-169	.367	46-126	.365	21-28	.750	9	87	96	4.6	44	0	43	29	10	16	191	9.1
11	HUNTER, Sammy	21-13	411:09	19.6	57-147	.388	28-95	.295	11-18	.611	20	37	57	2.7	32	1	10	9	2	3	153	7.3
2	TRIBBLE, Greg	21-21	593:48	28.3	52-131	.397	1-11	.091	35-49	.714	17	43	60	2.9	49	1	42	23	2	18	140	6.7
5	JOHNSON, Tavari	20-9	363:47	18.2	48-113	.425	17-48	.354	6-10	.600	6	38	44	2.2	36	0	40	37	3	17	119	6.0
34	JOHNSON, Nate	21-1	393:29	18.7	31-68	.456	12-29	.414	7-10	.700	19	41	60	2.9	32	1	16	20	1	17	81	3.9
3	MITCHELL, Kobe	16-0	211:26	13.2	12-38	.316	10-34	.294	4-4	1.000	2	11	13	0.8	17	0	8	6	1	7	38	2.4
0	LYLES, Amani	19-0	100:39	5.3	15-30	.500	0-1	.000	14-20	.700	15	8	23	1.2	27	1	3	8	7	8	44	2.3
1	CLARKE, Garvin	12-0	161:48	13.5	8-35	.229	3-21	.143	4-7	.571	11	13	24	2.0	12	0	8	11	2	4	23	1.9
20	WILSON, Evan	8-0	27:01	3.4	4-10	.400	4-8	.500	0-2	.000	0	1	1	0.1	4	0	3	2	0	2	12	1.5
12	MAYFIELD, Pat	7-0	18:06	2.6	2-6	.333	0-3	.000	1-2	.500	0	7	7	1.0	1	0	0	0	1	2	5	0.7
Team											36	36	72				7					
Total		21	4225		513-1201	.427	182-540	.337	299-414	.722	220	550	770	36.7	327	6	272	233	52	132	1507	71.8
Opponents		21	4225		490-1172	.418	136-404	.337	207-296	.699	177	513	690	32.9	389	11	238	273	68	120	1323	63.0

Team Statistics

	UA	OPP
Scoring	1507	1323
Points per game	71.8	63.0
Scoring margin	+8.8	-
Field goals-att	513-1201	490-1172
Field goal pct	.427	.418
3 point fg-att	182-540	136-404
3-point FG pct	.337	.337
3-pt FG made per game	8.7	6.5
Free throws-att	299-414	207-296
Free throw pct	.722	.699
F-Throws made per game	14.2	9.9
Rebounds	770	690
Rebounds per game	36.7	32.9
Rebounding margin	+3.8	-
Assists	272	238
Assists per game	13.0	11.3
Turnovers	233	273
Turnovers per game	11.1	13.0
Turnover margin	+1.9	-
Assist/turnover ratio	1.2	0.9
Steals	132	120
Steals per game	6.3	5.7
Blocks	52	68
Blocks per game	2.5	3.2
Winning streak	6	-
Home win streak	11	-
Attendance	17170	16659
Home games-Avg/Game	11-1561	6-2777
Neutral site-Avg/Game	-	4-2516

Team Results

Date	Opponent		Score	Att.
11/07/2022	South Dakota St.	Wot	81-80	2157
11/11/2022	vs Mississippi St.	L	54-73	5213
11/15/2022	Morgan St.	W	65-59	1759
11/21/2022	vs Western Ky.	W	72-53	1250
11/22/2022	vs LSU	L	58-73	1200
11/23/2022	vs Nevada	L	58-62	2400
11/30/2022	at Marshall	L	57-68	4012
12/04/2022	Muskingum	W	80-33	1466
12/11/2022	Jackson St.	W	85-72	1385
12/14/2022	Wright St.	W	66-54	1398
12/19/2022	Maine	W	87-55	1424
12/22/2022	at Bradley	L	55-74	3530
12/30/2022	Concord	W	84-58	1550
01/03/2023	NIU	W	76-51	0
01/06/2023	at Ball St.	L	63-70	3476
01/10/2023	at Bowling Green	W	74-70	1844
01/13/2023	Eastern Mich.	W	104-67	2177
01/17/2023	at Central Mich.	W	69-51	1509
01/21/2023	at Western Mich.	W	63-55	2288
01/24/2023	Miami (OH)	W	73-68	1620
01/28/2023	Ohio	W	83-77	2234



2022-23 Akron Men's Basketball Combined Team Statistics In Conference games

Page 1/1
as of Jan 28, 2023

Game Records

Record	Overall	Home	Away	Neutral
ALL GAMES	7-1	4-0	3-1	0-0
CONFERENCE	7-1	4-0	3-1	0-0
NON-CONFERENCE	0-0	0-0	0-0	0-0

Score by Periods

Team	1st	2nd	OT	TOT
Akron	292	313	0	605
Opponents	237	272	0	509

Team Box Score

No.	Player				Total		3-Point		F-Throw		Rebounds											
		GP-GS	MIN	AVG	FG-FGA	FG%	3FG-3FGA	3FG%	FT-FTA	FT%	OFF	DEF	TOT	AVG	PF	DQ	A	TO	BLK	STL	PTS	AVG
13	CASTANEDA, Xavier	6-6	203:45	34.0	35-87	.402	18-58	.310	44-51	.863	5	22	27	4.5	12	0	19	11	0	8	132	22.0
25	FREEMAN, Enrique	8-8	238:55	29.9	54-85	.635	0-1	.000	42-56	.750	28	69	97	12.1	22	2	11	17	9	7	150	18.8
11	HUNTER, Sammy	8-7	166:16	20.8	26-48	.542	16-35	.457	5-9	.556	8	11	19	2.4	16	1	2	5	1	2	73	9.1
4	HANKERSON, Trendon	8-8	273:49	34.2	21-69	.304	17-56	.304	8-10	.800	3	34	37	4.6	20	0	19	12	6	4	67	8.4
2	TRIBBLE, Greg	8-8	243:42	30.5	23-53	.434	0-2	.000	20-25	.800	5	15	20	2.5	17	0	17	7	0	7	66	8.3
5	JOHNSON, Tavari	8-3	137:45	17.2	14-41	.341	4-16	.250	1-2	.500	1	13	14	1.8	20	0	14	13	1	3	33	4.1
34	JOHNSON, Nate	8-0	149:03	18.6	12-25	.480	4-11	.364	5-6	.833	7	16	23	2.9	15	1	10	5	0	4	33	4.1
0	LYLES, Amani	7-0	39:30	5.6	8-15	.533	0-1	.000	8-8	1.000	3	3	6	0.9	14	1	1	2	3	4	24	3.4
3	MITCHELL, Kobe	7-0	105:12	15.0	5-18	.278	5-16	.313	2-2	1.000	0	4	4	0.6	6	0	6	2	0	1	17	2.4
20	WILSON, Evan	3-0	10:08	3.4	2-4	.500	2-3	.667	0-0	.000	0	0	0	0.0	0	0	0	0	0	0	6	2.0
1	CLARKE, Garvin	4-0	23:45	5.9	1-5	.200	1-4	.250	0-0	.000	2	2	4	1.0	0	0	0	1	0	0	3	0.8
12	MAYFIELD, Pat	3-0	08:11	2.7	0-2	.000	0-1	.000	1-2	.500	0	3	3	1.0	1	0	0	0	1	1	1	0.3
Team											14	12	26				3					
Total		8	1600		201-452	.445	67-204	.328	136-171	.795	76	204	280	35.0	143	5	99	78	21	41	605	75.6
Opponents		8	1600		177-423	.418	49-156	.314	106-148	.716	65	189	254	31.8	159	8	79	103	24	37	509	63.6

Team Statistics

	UA	OPP
Scoring	605	509
Points per game	75.6	63.6
Scoring margin	+12.0	-
Field goals-att	201-452	177-423
Field goal pct	.445	.418
3 point fg-att	67-204	49-156
3-point FG pct	.328	.314
3-pt FG made per game	8.4	6.1
Free throws-att	136-171	106-148
Free throw pct	.795	.716
F-Throws made per game	17.0	13.3
Rebounds	280	254
Rebounds per game	35.0	31.8
Rebounding margin	+3.3	-
Assists	99	79
Assists per game	12.4	9.9
Turnovers	78	103
Turnovers per game	9.8	12.9
Turnover margin	+3.1	-
Assist/turnover ratio	1.3	0.8
Steals	41	37
Steals per game	5.1	4.6
Blocks	21	24
Blocks per game	2.6	3.0
Winning streak	6	-
Home win streak	4	-
Attendance	6031	9117
Home games-Avg/Game	4-1508	4-2279
Neutral site-Avg/Game	-	0-0

Team Results

Date	Opponent		Score	Att.
01/03/2023	NIU	W	76-51	0
01/06/2023	at Ball St.	L	63-70	3476
01/10/2023	at Bowling Green	W	74-70	1844
01/13/2023	Eastern Mich.	W	104-67	2177
01/17/2023	at Central Mich.	W	69-51	1509
01/21/2023	at Western Mich.	W	63-55	2288
01/24/2023	Miami (OH)	W	73-68	1620
01/28/2023	Ohio	W	83-77	2234