

AKRON BASKETBALL

Game 23 | v s Kent State



122nd Season | MAC Tournament Champions: 2009, 2011, 2013, 2022 | MAC Regular-Season Champions: 2012, 2013, 2016, 2017, 2020

2022-23 BASKETBALL SCHEDULE

Date	Opponent	TV	Time
Nov. 7	South Dakota State W	81-80 OT
Nov. 11	Mississippi State \$ L	73-54
Nov. 15	Morgan State W	65-59
Nov. 21	Western Kentucky % W	72-53
Nov. 22	LSU % L	73-58
Nov. 23	Nevada % L	62-58
Nov. 30	Marshall L	68-57
Dec. 4	Muskingum W	80-33
Dec. 11	Jackson State W	85-72
Dec. 14	Wright State W	66-54
Dec. 19	Maine W	87-55
Dec. 22	Bradley L	74-55
Dec. 30	Concord W	84-58
Jan. 3	Northern Illinois * W	76-51
Jan. 6	Ball State * L	70-63
Jan. 10	Bowling Green * W	74-70
Jan. 13	Eastern Michigan * W	104-67
Jan. 17	Central Michigan * W	69-51
Jan. 21	Western Michigan * W	63-55
Jan. 24	Miami * W	73-68
Jan. 28	Ohio * W	83-77
Jan. 31	Buffalo * W	81-64
Feb. 3	Kent State *	ESPNU 9 PM
Feb. 7	Toledo *	ESPN3/+ ..	7 PM
Feb. 10	Ohio *	CBSSN ...	7:30 PM
Feb. 14	Eastern Michigan *	ESPN3/+ ..	7 PM
Feb. 18	Buffalo *	WC TBA
Feb. 21	Toledo *	ESPN3/+ ..	7 PM
Feb. 25	Western Michigan *	ESPN3/+ ..	4 PM
Feb. 28	Ball State *	ESPN3/+ ..	7 PM
March 3	Kent State *	WC TBA

Home games **BOLD** | All Game Times and Dates subject to change | WC - MAC 21-day Wildcard Game Selection | * MAC game
\$ Barstool Sports Invitational - Philadelphia, Pa.
% Cayman Islands Classic - Grand Cayman Island

Akron (16-6, 8-1) vs Kent State (18-4, 8-1)

Friday, Feb. 3 • James A. Rhodes Arena

Akron, Ohio • 9 PM • ESPNU



KENT STATE HEAD COACH

Rob Senderoff (Albany '95)
Overall: 237-144 (12th season)
Record at KSU: 237-144 (12th season)
MAC Record: 123-81 (12th season)

AKRON ZIPS HEAD COACH

John Groce (Taylor '94)
Career Record: 292-197 (15th Season)
Record at Akron: 110-65 (6th Season)
Overall MAC Record: 96-69 (at Ohio and Akron)

ALL-TIME SERIES

Kent Leads: 80-79
Last Meeting: Akron 75, Kent 55
First Meeting: Akron 37, Kent 16
In Akron: 44-25, Neutral: 9-2, In Kent: 26-53, MAC Tournament: 6-3, MAC Title Games: 2-2
Groce vs. Kent State: 6-5 (10-10 Overall)
at Rocket Mortgage FieldHouse on March 12, 2022
in Kent 1915-16 season

BROADCAST

TV/Video: ESPN+ - Connor Onion (PxP) and Brooke Weisbrod (Analyst)
Radio: Akron Sports Network - Dave Skoczen (PxP), Joe Dunn (Analyst)-WHLO 640 AM (iHeart Radio)
Live Stats: GoZips.com/Schedule - Live Stats

QUICK HITS

- Akron is one of two teams in the MAC to play 5 Top 100 NET teams in non-conference play this season: Buffalo (6), Akron (5), Miami (4), Eastern Michigan (3), Northern Illinois (3), Ohio (3), Kent State (3), Toledo (3), Western Michigan (3), Central Michigan (2), Ball State (0), Bowling Green (0).
- Akron is 16-6 this season with all six losses coming from opponents in the Top 100 NET rankings with a total win-loss record of 57-14 before conference play: 76 LSU (12-1), 37 Mississippi State (11-2), 55 Nevada (12-3), 66 Marshall (12-3) and 62 Bradley (10-5). Zips fell to 100 Ball State (8-7)
- The Zips are undefeated at James A. Rhodes Arena this season and riding a 13-game home court winning streak dating back to the 2021-22 season. The Zips last setback came from NIU (66-63) on Feb. 17, 2022. Akron is 11-0 at the JAR this year defeating, South Dakota State, Morgan State, Muskingum, Jackson State, Wright State, Maine, Concord, Northern Illinois, Eastern Michigan and Miami.
- Freeman and Castaneda rank in the NCAA Top 60 in six categories
Freeman: 9th REBS/G (10.7), 17th Double-Doubles (10), 7th REBS (236), 14th DREB/G (7.41), 26th OREB/G (3.32), 26th FG% (59.7), 1 of 14 to avg dbl-dbl, 1 of 16 avg. dbl digit rbs
Castaneda: 4th FTM (132), 6th FTA (160), 8th 3PT FG/G (3.4), 16th PPG (20.9), 30th 3PT Attempts (170), 24th 3PT Made (68), 42nd Total Points (418), 46th 3PT FG% (.400)

Akron	STAT BREAKDOWN	KSU
72.2	SCORING AVERAGE	75.5
+9.1	SCORING MARGIN	+11.5
.433	FG PERCENTAGE	.444
.348	3PT PERCENTAGE	.335
8.8	3PT FG MADE PER GAME	8.1
.722	FT PERCENTAGE	.732
36.2	REBOUND PER GAME	35.2
+3.2	REBOUNDING MARGIN	-1.1
13.4	ASSISTS PER GAME	12.3
11.3	TURNOVERS PER GAME	11.1
6.5	STEALS PER GAME	9.3
2.6	BLOCKS PER GAME	3.7

2022-23 AKRON BASKETBALL

PROBABLE STARTERS



AKRON QUICK FACTS

Location Akron, Ohio (44325)
 Population 200,000 (fifth largest in Ohio)
 Founded 1870 (as Buchtel College)
 Enrollment 20,500
 Nickname Zips
 Colors Blue (PMS 282) and Gold (PMS 7503)
 Conference Mid-American
 President Dr. Gary L. Miller
 Director of Athletics Charles Guthrie
 Deputy AD Markus Jennings
 Sr Associate AD/SWA Jackie Wallgren
 Faculty Athletics Representative ... Dr. Matthew Juravich
 Athletic Dept. Phone: (330) 972-7080
 Ticket Office Phone: 1-888-99-AKRON

JAMES A. RHODES ARENA

Capacity 5,500
 Opened December 3, 1983
 W, 78-74 over Eastern Michigan
 Seating 2,096 arm-chair seating
 3,404 bleacher-style seating
 Record at Rhodes Arena.... 452-135 (.767) - 39 Seasons
 Record under John Groce 109-65 (6th Season)
 Press Row Phone (330) 374-8771

PROGRAM HISTORY

Seasons of Basketball 122nd
 First Season of Basketball 1901-02
 Seasons of Division I Basketball 42nd
 First Season of Division I Basketball 1980-81
 All-Time Record 1,687-1,067 (.611)
 All-Time Division I Record 726-547 (.564)
 All-Time MAC Record 296-238 (.543) 29 seasons
 MAC Tournament Titles 4 (2009, 2011, 2013, 2022)
 MAC Regular Season Titles 5 (2012, 2013, 2016, 2017, 2020)
 NCAA Tournament Appearances 14
 NCAA DI Tournament Appearances (Yrs) .5 (1986, 2009, 2011, 2013, 2022)
 NIT Appearances (Yrs) 7 (1987, 1989, 2006, 2008, 2012, 2016, 2017)
 CBI Appearances (Yrs) 1 (2010)
 CIT Appearances (Yrs) 1 (2014)

GoZips.com

Twitter @ZipsMBB | @JohnGroce | @AkronZips
 Facebook Facebook.com/ZipsMBB | /AkronZips
 Instagram @ZipsMBB
 YouTube YouTube.com/ZipsAthletics

ATHLETICS COMMUNICATIONS

Brian Dennison (Men's Basketball Contact)
 Assistant Director for Communications
 (330) 972-6292 office | (330) 962-0366 cell
 bld2@uakron.edu

Sean Palchick (Women's Basketball Contact)
 Associate Director of Athletics Communications
 Office Phone: (330) 972-2677
 Email: spalchick@uakron.edu

WHAT'S AHEAD

Akron is looking to extend its 13-game home winning streak on ESPNU as the Zips rival comes to James A. Rhodes Arena on Friday, Feb. 3 at 9 p.m. The Zips have won seven-straight games and own an 11-0 record at home this season. Fans can follow the action on ESPNU with Connor Onion (PxP) and Brooke Weisbrod (analyst) on the call or listen to Akron Sports Radio Network on WHLO 640 AM with Dave Skoczen (PxP) and Joe Dunn (analyst). Live stats are also available on GoZips.com.

THE AKRON-KENT STATE SERIES

Friday's game marks the 160th meeting in series history between Akron and Kent State. The first meeting was during the 1915-16 season at Kent State where Akron pulled out the win, 37-16. The Zips have won 17 of the last 30 meetings, including the 2022 MAC Championship defeating Kent State 75-55 at Rocket Mortgage FieldHouse. However, the Flashes swept the season series (67-55 and 66-64) after the Zips claimed three consecutive games to even the all-time series record at 78-78, dating back to March 6, 2020. Kent holds an 80-79 series advantage.

Akron and Kent State have met in the MAC Tournament nine times. Akron is 6-3 in the MAC Tournament against the Golden Flashes. In addition, Akron and Kent State have played for the MAC Tournament championship four times and the series is split 2-2 in MAC title games. Kent State won the tournament in 2007-08 (74-55), Akron won the title in 2010-11 in overtime (66-65), Kent State won the tournament in 2016-17 (70-65) and the Zips won in 2022 (75-55).

In 2020-21, Akron swept the season series, claiming the New Year's Day game at The JAR (66-62) and followed with a win at the M.A.C. Center in Kent, Ohio on Feb. 5 (72-61). The season sweep marked the first time either team swept the series since the 2011-12 season when Akron posted three wins. In 2019-20, the two teams split the series as Akron posted a 79-76 victory at James A. Rhodes Arena (March 6) and KSU claimed the earlier contest 68-67 (Jan. 31) at the M.A.C. Center. In 2018-19, Akron and Kent State split the series -- Zips won at home 72-53 (Feb. 8) and Kent State won 68-65 in Kent (March 8).

The team from the east entered 2018-19 season winning 2-of-3 contests, including a split in the 2017-18 season series (W 78-68 in Kent), (L 67-65 in Akron) and the 2017 MAC Championship game (W 70-65 in Cleveland).

Akron earned a season series sweep, during the 2011-12 season. In fact, the Zips posted three consecutive wins that season, defeating the Flashes 84-75 at home (Jan. 21), 61-55 in Kent (March 2) and 78-74 in the semifinals of the MAC Tournament in Cleveland (March 9). In addition, Akron won 2-of-3 games the following season (2012-13), winning on the road (71-67, Jan. 15) and falling at home (68-64, March 8) before winning its second consecutive semifinal matchup in the MAC Tournament (62-59, March 15). During that stretch, Akron won 5-of-6 games.

Akron is 44-25 against Kent State at home, posting wins in eight of the last 11 games at the JAR. Akron is 26-53 all-time at the M.A.C. Center and 9-2 at neutral sites against the Golden Flashes. In 2016-17, Kent State snapped Akron's 30-game home-court winning streak at the JAR. The longest winning streak in the series for Akron is 9-games from 1941-1947 and Kent State's longest winning streak in the series is 5-games, and it happened twice, 1991-1994, and 1980-1985.

SCOUTING THE FLASHES

Kent State owns and 18-4 overall record and an 8-1 league mark. The Flashes won 10 consecutive games before falling 86-76 at Northern Illinois and bounced back with consecutive wins over Buffalo (74-68) and Central Michigan (81-69). KSU is 11-0 at home, 6-4 on the road and 1-0 in neutral site games. The Flashes average 75.5 points per game on 44.4 percent shooting from the floor and 33.5 percent effort from beyond the 3-point arc, draining 8.1 triples a game. In addition, the Flashes shoot 73.2 percent from the free throw line on 13.3 attempts per game.

Kent State has three players scoring in double figures led by 2022 MAC Player of the Year Sincere Carry with 17.1 points per game, shooting 40.9 percent from the floor and 28.3 percent from deep with a team second-best 36 trifectas. He also leads the squad in assists (110) and is second in steals (37).

Malique Jacobs follows with 12.2 points per game while leading the team in steals with 59 takeaways. He is second in assist (70) and third on the glass (104). Miryne Thomas leads the team rebounding, grabbing 5.7 boards per game for a 125 total while scoring 11.1 points per outing. Thomas leads the team from beyond the arc with 49 long distance strikes. Jalen Sullinger and Giovanni Santiago add 8.4 and 7.9 points per game.

Defensively, Kent State limits its opponents to scoring 64.0 points per game on 39.4 percent shooting from the floor and 31.4 percent from 3-point range, allowing 7.1 long distance strikes per night. The Flashes caused 364 turnovers (16.5 to/g) with 205 steals (9.3 stl/g) and 82 blocked shots (3.7 blk/g). Kent State is slightly outrebounded by the opponent by a -1.1 margin as the opponent grabbed 800 total boards (36.4 rebs/g) compared to the 775 total rebounds (35.2 rebs/g) secured.



2022-23 AWARDS AND HONORS

MAC Player of the Week

Enrique Freeman (Jan. 9)
Enrique Freeman (Jan. 30)

Cayman Islands Classic All-Tournament Team

Xavier Castaneda

2022-23 PRESEASON POLL

MAC Men's Basketball Preseason Coaches Poll

1. Kent State (6) - 135 points
2. Toledo (4) - 131
3. Akron (2) - 127
4. Ball State -- 94
5. Ohio -- 91
6. Buffalo -- 82
7. Eastern Michigan -- 68
8. Western Michigan -- 66
9. Bowling Green -- 42
10. Central Michigan -- 38
11. Miami -- 36
12. Northern Illinois - 26

MAC Tournament Champion: Kent State (4), Toledo (3), Akron (2), Eastern Michigan (1), Western Michigan (1)

Preseason All-MAC First Team

Enrique Freeman, F, Akron, Jr.
Payton Sparks, C, Ball State, So.
Sincere Carry, G, Kent State, R-Sr.
JT Shumate, F, Toledo, Sr.
Lamar Norman Jr., G, Western Michigan, Sr.

Preseason All-MAC Second Team

Xavier Castaneda, G, Akron, Sr.
Kevin Miller, G, Central Michigan, So.
Emoni Bates, F, Eastern Michigan, So.
Malique Jacobs, G, Kent State, R-Sr.
Setric Millner Jr., F, Toledo, Sr.

2021-22 MAC Postseason Awards

Defensive Player of the Year
Enrique Freeman

All-Defensive Team

Enrique Freeman

Second Team All-MAC

Enrique Freeman

Honorable Mention

Xavier Castaneda

In 2021-22, Freeman ranked No. 1 in the nation in field goal percentage (.665) and landed in the NCAA Top 20 in six categories: No. 4 total rebounds (367), No. 6 rebounds per game (10.8), No. 8 double-doubles (18), No. 9 defensive rebounds per game (7.53) and No. 19 offensive rebounds per game (3.26). Freeman was one of 13 players in the NCAA to average a double-double in points (13.2) and rebounds (10.8). He led the MAC in 5-of-6 categories, ranking No. 2 in offensive rebounds per game.

CRYSTAL CLINIC ORTHOPAEDIC CENTER WAGON WHEEL CHALLENGE

Akron battles Kent State as part of the Crystal Clinic Orthopaedic Center Wagon Wheel Challenge. The 14-sport rivalry series between Akron and Kent State is based on a time-honored competition for an historic wooden wagon wheel trophy awarded originally in 1945 to the winner of the annual Akron-Kent State football game. The Golden Flashes lead the current series this year, 4.0-0.5, through five events. Since the 2011-12 academic year, the rivalry was broadened to include 14 NCAA varsity sports, with victories in each sport adding one point to the challenge standings. To learn more about the rivalry and follow the results and standings, visit: www.WagonWheelChallenge.com

According to legend, the "Wagon Wheel" trophy traces its beginnings to the spring of 1870 when Akron industrialist John R. Buchtel set out for the town of Kent in search of a site to establish a college. In the muddy Ohio fields, however, his wagon became bogged down in the area where Kent State University is currently located. When horses pulled the wagon, a wheel came loose and became buried until it was discovered in 1902 during the construction of a pipeline along the Western Reserve Trail.

The wheel eventually fell into the possession of Dr. Raymond Manchester, who as the Kent State Dean of Men in 1945, suggested the local historic artifact be offered as the trophy to the winner of the annual Akron-Kent State football game.

Through the 2022 game, Kent holds a 24-27-1 series advantage in Wagon Wheel games. Dating to 1923, Akron leads the all-time series on the gridiron, 35-28-2.

HOME SWEET HOME

The Zips own a 452-135 (.767) all-time record at Rhodes Arena. In the last 16 seasons, Akron has posted a 248-38 (.864) record at the JAR. Under coach Groce Akron is 72-13 (.825) at home. The Zips are 10-0 at home in 2022-23. Akron went 12-4 at Rhodes Arena in Groce's first year as head coach and followed with a 14-3 effort. The Zips went 15-2 at home in 2019-20 en route to the regular season MAC Championship. During COVID shortened season, Akron posted a 9-1 mark at the JAR (2020-21) and last season the Zips posted a 12-3 record. Groce became the third Akron coach since 1940 to win his first six home games in the first season as head coach. The Zips rattled off seven straight wins at the JAR before falling in the MAC home opener to Buffalo. The Zips set the all-time longest home winning streak record at Rhodes Arena with 30 consecutive wins during the 2015-17 seasons, replacing the 26-game run the Zips made during the 1985-87 seasons under head coach Bob Huggins. The streak ranked No. 2 in the NCAA.

AKRON IN THE MAC

Akron is 48-17 over the last three seasons in MAC play, owning the highest winning percentage (.714) in the league. The Zips are 34-13 in the MAC under the new conference format without divisions (new in 2020-21). Akron is 85-23 (.795) at home in league play since the start of the 2011 MAC schedule. UA has seen a ton of success in league play since the start of the 2004-05 season, and is 217-99 overall (.681), including a 130-30 mark in MAC play at home (.822). The Zips' 217 wins are the most in the league during that stretch. The Zips have won 132 of their last 188 MAC games (.694).

ON THE ROAD

Akron is 4-3 in true road games this season, winning four straight games after snapping a three-game setback streak at Bowling Green (74-70) and following with wins at Central Michigan (69-51), Western Michigan (63-55) and Buffalo (81-64). Akron fell to Ball State (70-63), Marshall (68-57) and Bradley (74-55). The Zips are 1-3 in neutral site games this season. Akron finished 8-4 on the road in 2021-22, dropping the season opening game to Ohio State (67-66) as time expired and defeating Wright State by a decisive 18 points (66-48). The Zips second road setback came against Kent State (67-55) in the first installment of the 2021-22 Wagon Wheel series. Zips bounced back with 91-66 win over Bowling Green and a 60-56 win over Central Michigan. The Zips fell at Toledo (84-76). Zips defeated Miami (71-59) and NIU (70-64) in back-to-back road contests but fell to WMU (61-57). Akron defeated Eastern Michigan 67-48, Ohio (91-83) and Ball State (79-60) to end the season.

OPENING MAC PLAY

Akron is 23-8 in MAC openers since joining the league in 1992. Over the last 16 seasons, the Zips are 14-3 in MAC openers. Akron has won the last 14-of-15 MAC openers, including a 5-1 mark under head coach John Groce. The Zips fell in Groce's initial MAC opener, but have won four straight leading into the 2022-23 opener.

TEAM CAPTAINS

For the first time in six seasons, Akron head coach John Groce named captains for Zips basketball. Enrique Freeman, Xavier Castaneda, Greg Tribble and Trendon Heankerson were nominated and accepted their new roles as Akron heads into Mid-American Conference play.

MR. DOUBLE-DOUBLE

Enrique Freeman is 1-of-14 players in the NCAA to average a double-double, scoring 15.1 points per game and grabbing 10.7 boards per contest. He ranks 17th in the NCAA with 10 double-doubles which tops the MAC. He pulled down double-digit rebounds in 13-of-22 outings, including a 15-rebound, 32-point career-best performance against Ohio. In addition, he has 15 double-digit scoring efforts, scoring 27, 23 (2x), 21, 20, 18 (3x), 17 (2x), 14, 13 (2x), 11 and 10-points. He is currently ranked in rebounds per game (10.7 - 9th-NCAA, 1st-MAC), double-doubles (10 - 17th-NCAA, 1st-MAC), total rebounds (236 - 7th-NCAA, 1st-MAC), defensive rebounds per game (7.41 - 14th-NCAA, 1st-MAC), offensive rebounds per game (3.32 - 26th-NCAA, 2nd-MAC) and field goal percentage (59.7 - 26th NCAA - 2nd MAC). Freeman earned MAC Player of the Week (twice), averaging 25 points and 14.5 rebounds to open league play (Jan. 9) and 22.5 points and 11.5 rebounds (Jan. 30) for a pair of league wins.



AKRON'S RECORD WHEN...

At home	11-0
On the road	3-3
Neutral	1-3
Playing on National TV	1-1
In overtime	1-0
In games decided by 1-2 points	1-0
In games decided by 3-5	3-1
In games decided by 6-10 points	3-1
In games decided by 11-20 points	4-3
In games decided by 21 or more	4-0
Scoring First	11-1
Leading at half	10-2
Tied at half	3-0
Trailing at half	2-4
Leading with 10:00 remaining	11-2
Trailing with 10:00 remaining	4-4
Tied with 10:00 remaining	0-0
Leading with 5:00 remaining	12-2
Trailing with 5:00 remaining	2-4
Tied with 5:00 remaining	1-0
UA shoots 50% or better	8-0
UA shoots less than 50%	7-6
UA shoots better than opponent	12-1
UA shoots worse than opponent	3-5
UA shoots the same FG% as opponent	0-0
Opponent shoots 50% or better	4-3
UA out-rebounds opponent	9-3
Opponent out-rebounds UA	4-3
Rebounds are tied	1-0
UA shoots 70% or better at FT line	11-2
UA has more FT attempts	10-2
Opponent has more FT attempts	3-4
FT attempts are tied	0-0
UA shoots 40% or better from 3-point	5-3
UA shoots under 40% from 3-point	9-3
UA has more turnovers than opponent	2-4
UA has less turnovers than opponent	11-2
Turnovers are tied	2-0
UA scores 90-plus points	1-0
UA scores 80-89 points	7-0
UA scores 70-79 points	3-0
UA scores 60-69 points	3-1
UA scores 50-59 points	0-5
UA scores 49 or less points	0-0
Opponent scores 90-plus points	0-0
Opponent scores 80-89 points	2-0
Opponent scores 70-79 points	3-4
Opponent scores 60-69 points	3-2
Opponent scores 50-59 point	6-0
Opponent scores 49 or less points	1-0

AKRON STREAKS...

Current Streak	Won 6
Home Court Streak	Won 13
Road Streak	Won 3
Neutral Court Streak	Lost 2
Last 5 Games	5-0
Last 10 Games	8-2

AKRON BY MONTH...

November	3-4
December	5-1
January	7-1
February	0-0
March	0-0

AKRON BY DAY OF THE WEEK...

Sunday	2-0
Monday	3-0
Tuesday	5-1
Wednesday	1-1
Thursday	0-1
Friday	2-2
Saturday	2-1

X FACTOR

Xavier Castaneda leads the Akron Zips and is second in the MAC in scoring with 20.9 points per game (16th NCAA, 1stMAC). He scored in double figures 19-of-20 games, including a five 30+ point performances and 3 of last 4 with 32 points. He set a career-high 33 points against Maine, tallied 32 against Western Michigan, Miami and Buffalo after opening the season with 31 points against South Dakota State. Castaneda registered four 20+ point efforts against LSU (28), Jackson State (23),Mississippi State (20) and EMU (23). He is shooting 40.0 percent from long distance (46th NCAA, 2nd MAC) and averages 3.4 trifectas per game (8th NCAA, 1st MAC) with a team-best 68 triples (24th NCAA, 1st MAC). Castaneda is the squad's assist leader, dishing out 2.95 helpers per game with 59 assists to date. He ranks in the NCAA Top 5 in free throws made (132 - 4th NCAA, 1st MAC), free throw attempts (160 - 6th NCAA, 1st MAC). Castaneda was named to the 2022 Cayman Islands Classic All-Tournament team, averaging 18.3 points, 4.3 rebounds and 2.7 assists.

JOSHNSON N JOHNSON

Freshmen Nate Johnson (redshirt) and Tavari Johnson are starting to impact the Zips offensive output. Nate Johnson averages 18.8 minutes per game, scoring 4.1 points on 47.9 percent shooting from the floor. He shoots 45.2 percent from deep, draining 14-of-31 long-distance buckets. He impacts both ends of the floor, grabbing 66 rebounds for 3.0 per game and adds 17 steals. Tavari Johnson had a breakout game against Nevada in the Cayman Islands with a career-high 21 points on 9-of-10 shooting from the field and a perfect 3-of-3 showing from downtown. He joined the starting lineup on Dec. 4 and averages 18.1 minutes and 5.9 points per game. He shoots 42.7 percent from the floor and 36.7 percent from deep with 18 made trifectas. He adds 44 rebounds, 42 assists and 21 steals.

LAST TIME VS THE FLASHES

A 23-point performance from Enrique Freeman propelled The University of Akron men's basketball team into NCAA Tournament on the strength of a 75-55 victory over rival Kent State in the championship game of the Mid-American Conference Men's Basketball Tournament on Saturday, March 12 at Rocket Mortgage FieldHouse.

The Zips garnered their fourth MAC Tournament crown and first since the 2012-13 season on the strength of four Akron players scoring in double figures led by Freeman's game-high 23-point performance. He was joined in double figures by 15, 15 and 11 points, respectively, from Ali Ali, Xavier Castaneda and Garvin Clarke.

Freeman was named the tournament's Most Valuable Player, while Ali and Castaneda joined him on the All-Tournament team.

The Zips' defensive performance on the night forced Kent State into 19 turnovers, which Akron converted into a 20-10 advantage in points off of turnovers.

Akron wrapped up the championship shooting more than 52 percent from the field, while firing at a .526 clip from beyond the arc making 10-of-19 attempts. Kent State's offensive efforts were thwarted in the second half as the Golden Flashes shot 37.5 percent from the field over the game's final 20 minutes en route to connecting on 46.8 percent on the evening.

LAST TIME OUT

Akron increased its winning streak to seven games, including four consecutive road games as the Zips defeated Buffalo 81-64 at Alumni Arena on Tuesday night.

Senior Xavier Castaneda paced the Zips with 32 points on a nearly flawless shooting performance. He shot 10-of-12 from the field and 7-of-8 from long distance, only missing the mark on his final two attempts. It was Castaneda's fifth 30-plus point performance of the season and fourth straight game a Zip dropped 32. Castaneda was one of four Zips to register double figures in points as junior Enrique Freeman had 18 points and nine rebounds, while graduate Trendon Hankerson and freshman Nate Johnson each tallied nine points.

A smothering defense and explosive offense set the tone from the opening tap, as Castaneda recorded 10 of the first 12 points for Akron (16-6, 8-1). The Zips built a 20-point advantage by the 5:49 mark en route to a 42-25 halftime lead. Akron posted a 56.7 shooting percent from the field (17-of-30), including a 71.4 effort from deep (5-of-7) and 75.0 percent from the free throw line. Castaneda finished the initial 20-minutes 6-of-6 and 3-of-3 from downtown. Defensively, Akron caused 11 UB turnovers with six steals and four blocked shots, resulting in 19 points.

The Zips carried the momentum into the second frame, shooting over 50 percent from the floor and 60 percent from distance. Akron led by as many as 24 points with 14:09 left to play. Buffalo (10-12, 4-5) cut the deficit to 12 and 13 points on three occasions, but two paint points from Hankerson stalled their run, Nate Johnson halted the second comeback effort with a corner three and Hankerson hit a long-range jumper from the opposite corner to stop the final attempt at a comeback.

The Zips finished the game shooting 55.4 percent from the floor (31-of-56), 66.7 from beyond the arc (12-of-18) and 70.0 percent from the charity stripe (7-of-10). Akron caused 18 turnovers for the game with 10 steals and six blocked shots. The Bulls won the battle of the boards 36-27.

Curtis Jones paced the Bulls with 19 points, while Isaiah Adams and Yazid Powell contributed 13 and 10 in the loss.



1,000 CAREER POINT CLUB

Rk.	Pts.	(Games)
1.	2,583*	Joe Jakubick, 1980-84 (108)
2.	2,028	Len Paul, 1969-73 (107)
3.	1,810	Eric McLaughlin, 1985-89 (115)
4.	1,657	John Britton, 1975-79 (91)
5.	1,630	Bill Turner, 1962-67 (106)
6.	1,587	Loren Cristian Jackson, 2018-21 (87)
7.	1,577	Jimmal Ball, 1997-2000 (107)
8.	1,491	Romeo Travis, 2004-07 (122)
9.	1,445	Don Williams, 1963-67 (107)
10.	1,442	Alex Adams, 1959-61 (85)
11.	1,437	Bob Smith, 1964-68 (102)
12.	1,425	Mike Harkins, 1951-56 (65)
13.	1,415	Mark Alberts, 1988-93 (106)
14.	1,413	Shawn Roberts, 1985-89 (117)
15.	1,377	Darryl Peterson, 2002-06 (122)
16.	1,374	Isaiah Johnson, 2013-2017 (136)
17.	1,319	Jim Fenton, 1951-54 (66)
18.	1,283	Jami Bosley, 1998-2000 (75)
19.	1,265	Zeke Marshall, 2010-13 (138)
20.	1,259	Jimond Ivey, 2015-2019 (133)
21.	1,258	Fritz Nagy, 1943-47 (63)
22.	1,229	Fred Golding, 1955-59 (97)
23.	1,217	Bob Whaley, 1956-60 (99)
24.	1,215	George Phillips, 1996-2000 (109)
25.	1,210	Jerry Sloan, 1964-68 (100)
26.	1,193	Climon Lee, 1957-61 (95)
27.	1,190	Derrick Tarver, 2003-04 (55)
28.	1,185	Anthony Buford, 1987-90 (80)
29.	1,158	Nikola Cvetinovic, 2009-12 (141)
30.	1,152	Ray Pryear, 1955-59 (91)
31.	1,151	Jeremiah Wood, 2004-08 (101)
32.	1,147	Daniel Utomi, 2015-2019 (97)
33.	1,143	Ryan Andrick, 1996-2000 (102)
34.	1,142	Brett McKnight, 2007-11 (125)
35.	1,136	Andy Hipsher, 2000-04 (120)
36.	1,120	Cedrick Middleton, 2005-08 (130)
37.	1,108	Marcel Boyce, 1985-87 (59)
38.	1,091	Demetrius Treadwell, 2012-2014 (96)
39.	1,087	Nick Dials, 2006-08 (101)
40.	1,086	Larry Jenkins, 1970-74 (75)
41.	1,055	Bobby Walker, 1946-50 (75)
42.	1,046	Dru Joyce, 2004-07 (123)
43.	1,041	Hank Vaughn, 1946-50 (75)
44.	1,023	Nate Linhart, 2006-09 (134)
45.	1,019	Antino Jackson, 2014-2017 (106)
46.	1,013	Sam Serves, 1942-47 (94)

*Top 50 in NCAA history

GROCE DEBUTS WITH A WIN

Zips' head coach John Groce has spent over two decades on the sidelines of a basketball court as a coach and enters his 15th season as the lead man, and sixth at Akron. On April 6, 2017, Groce was named the 22nd head coach in Akron Basketball history.

On Nov. 11, 2017, Groce and the Zips accomplished something that has only been done 10 times in Akron's history, debuting a coaching career with a win. Akron defeated Cleveland State 67-57 in Groce's Akron coaching debut to become the first coach since the 1984-85 season to win their initial game.

In fact, the last coach to start his Akron career with a win was Bob Huggins during the 1984-85 season against Western Illinois, 64-57. Prior to Huggins, six coaches were unsuccessful in accomplishing that feat since Thomas Dowler did so in 1939-40 against Franklin, 34-25.

FREEMAN NAMED MAC PLAYER OF THE WEEK X2

Junior forward Enrique Freeman was named Mid-American Conference Player of the Week on Jan. 9 and 30. Freeman earned his second award after leading Akron to a pair of home wins over Miami (73-68) and Ohio (83-77) at home. Freeman averaged a double-double with 22.5 points and 11.5 rebounds while shooting 76.0 percent from the floor (19-of-25). He added four assists and a blocked shot while grabbing 16 defensive rebounds and seven offensive boards. Freeman had an incredible performance to lift the Zips over the Bobcats, recording 10th double-double of the season with a career-high 32 points and 15 rebounds. He shot 77.8 percent from the floor (14-of-18) and dished out two assists while grabbing 11 defensive rebounds. Against Miami, Freeman scored 13 points on 5-of-7 shooting from the field and grabbed eight rebounds with two assists.

In the opening week of MAC play, Freeman led the Zips to a 1-1 overall mark by averaging a double-double with 25 points and 14.5 rebounds. Freeman posted is seventh and eighth double-double of the season. He shot 61.3 percent from the field (19-of-31) and 75.0 percent from the free throw line (12-of-16) while adding five steals, three assist and two blocked shots. In the MAC opener, Freeman registered a (then) career-high 27 points and matched a season-best 15 rebounds en route to a 76-51 win over Northern Illinois at the JAR. He shot 55.6 percent from the field (10-of-18) and added a 70.0 percent showing from the charity stripe (7-of-10) and also swiped team-best three steals with two assists. In the second MAC game of the week, a 70-63 setback at Ball State, Freeman led all scorers with 23 points and grabbed a game-high 14 rebounds. He shot 69.2 percent from the field (9-of-13) with an 83.3 performance from the free throw line (5-of-6), while adding two blocks, two steals and one assist.

RETURN TO THE CAYMAN ISLANDS CLASSIC

The Akron men's basketball team placed fourth overall at the 2022 Cayman Islands Classic as the Zips fell 62-58 to Nevada at John Gray Gymnasium. The Zips finished the tournament 1-2, defeating Western Kentucky (72-53) to advance to the semifinals before falling to LSU (73-58). Xavier Castaneda earned All-Tournament team honors. In three games, Jackson averaged 18.3 points, 4.3 rebounds and 2.7 assists. Castaneda posted a 28-point performance against LSU.

In 2018, Akron went 1-2 in its inaugural Cayman Islands Classic appearance at John Gray Gymnasium. The Zips opened against No. 16 ranked Clemson, falling 72-69. Akron and Illinois State battled in the second game as the Redbirds posted a 73-68 win. The Zips played St. Bonaventure in their final game and rallied to a 61-49 win. Loren Cristian Jackson earned All-Tournament team honors. In three games, Jackson averaged 16.3 points, 4.3 Assists and 2.3 rebounds. Jackson opened the tournament with a 25-point performance against No. 16 ranked Clemson.

CAYMAN ISLANDS CLASSIC RECAP

Akron advanced to the semifinal round of the 2022 Cayman Islands Classic after defeating Western Kentucky 72-53. Enrique Freeman registered his third double-double of the season as he led the Zips with 18 points and 11 rebounds. Greg Tribble matched Freeman's team-high 11 rebounds as the Zips owned the glass, posting a lopsided 43-16 rebounding advantage. Xavier Castaneda followed with 16 points, while three players recorded nine points - Tribble, Trender Hankerson and Nate Johnson. Johnson shot perfect from downtown, draining all three of his 3-point attempts, while Hankerson (2 of 4) and Tribble (1 of 2) shot 50-percent from beyond the arc.

Akron held a two-point lead at halftime, but couldn't overcome an 8-2 run to open the second half as LSU defeated the Zips 73-58 in the semifinal round of the 2022 Cayman Island Classic. Xavier Castaneda led Akron in scoring with a game-high 28 points while adding six rebounds and four assists. Sammy Hunter followed with 13 points and Enrique Freeman grabbed a game-high 10 rebounds. Akron won the battle of the glass, outrebounding LSU 36-31.

Akron placed fourth overall at the 2022 Cayman Islands Classic as the Zips fell 62-58 to Nevada. Freshman Tavarri Johnson (Chicago, Ill.) led the Zips offense with a career-high 21 points on 9-of-10 shooting from the field, including a perfect 3-of-3 from beyond the 3-point arc. Xavier Castaneda followed in scoring for Akron with 11 points, while Enrique Freeman added nine points and a team-best nine rebounds. Trender Hankerson pulled down a second-best seven rebounds as the Zips and Wolf Pack were deadlocked at 33 rebounds apiece.

FREEMAN 2022-23 LOU HENSON NATIONAL PLAYER OF THE YEAR WATCH LIST

Junior Enrique Freeman (Cleveland, Ohio) has been named to the 2022-23 Lou Henson National Player of the Year Watch List, CollegInsider.com announced on Wednesday (Nov. 23). Freeman is one of 50 players on the watch list and one of four from the Mid-American Conference to be considered for the 2022-23 mid-major national player of the year award. Freeman is joined by Emoni Bates (Eastern Michigan), Sincere Carry (Kent State) and RayJ Dennis (Toledo).



MAC STANDINGS

TEAM	MAC	OVERALL	STREAK
Kent State	8-1	18-4	W2
Akron	8-1	16-6	W7
Toledo	7-2	16-6	W6
Ball State	6-3	15-7	W2
Northern Illinois	5-4	9-13	W1
Bowling Green	4-5	10-12	L2
Buffalo	4-5	10-12	L2
Ohio	3-6	11-11	L2
Central Michigan	3-6	8-14	L1
Eastern Michigan	3-6	6-16	W2
Western Michigan	2-7	6-16	L5
Miami	1-8	7-15	L6

MAC TEAM STATISTICS

	Rank	Stat/G
Scoring Offense	9th	72.2
Scoring Defense	1st	63.0
Scoring Margin	2nd	+9.1
Free Throw %	7th	.722
Field Goal %	11th	.433
Opp. FG%	2nd	.418
3-point %	5th	.348
Opp. 3-point FG %	3rd	.333
3-pointers Made	1st	8.8
Total Rebounds	6th	36.2
Opp Rebounds	2nd	33.0
Offensive Rebounds	8th	10.3
Defensive Rebounds	4th	25.9
Rebound Margin	2nd	3.2
Turnover Margin	3rd	2.00
Assist/Turnover Ratio	3rd	1.19
Assists	5th	13.41
Blocked Shots	9th	2.64
Steals	7th	6.45

MAC INDIVIDUAL STATISTICS

	Player	Rank	Stat/G
Scoring	Castaneda	1st	20.9
	Freeman	15th	15.1
Rebounding	Freeman	1st	10.7
Field Goal %	Freeman	4th	.597
Free Throw %	Castaneda	8th	.825
3-Point %	Castaneda	12th	.400
3-Pointers Made	Hankerson	18th	.372
	Castaneda	1st	3.4/68
Assists	Hankerson	10th	2.2/48
	Castaneda	14th	3.0/59
Assist/TO Ratio	Tribble	25th	2.3/50
	Castaneda	9th	1.5
Blocks	Freeman	4th	1.1/24
	Hankerson	24th	0.5/12
Steals	Castaneda	22nd	1.1/22
Minutes	Castaneda	10th	33.2
	Hankerson	11th	32.7
	Freeman	21st	30.3

USA TODAY COACHES POLL

RK	SCHOOL	REC	PTS	PR
1	PURDUE	21-1	800	1
2	TENNESSEE	18-3	731	4
3	HOUSTON	20-2	708	3
4	VIRGINIA	16-3	662	6
5	ALABAMA	18-3	659	2
6	KANSAS STATE	18-3	649	5
7	ARIZONA	19-3	605	8
8	KANSAS	17-4	557	9
9	UCLA	17-4	508	7
9	TEXAS	17-4	508	10
11	BAYLOR	16-5	428	17
12	MARQUETTE	17-5	411	15
13	IOWA STATE	15-5	410	13
14	GONZAGA	18-4	393	14
15	XAVIER	17-5	364	12
16	TEXAS CHRISTIAN	16-5	349	11
17	PROVIDENCE	17-5	279	21
18	SAINT MARY'S	19-4	269	22
19	CLEMSON	18-4	212	23
20	FLORIDA ATLANTIC	21-1	162	24
21	MIAMI-FLORIDA	16-5	97	19
22	INDIANA	15-6	93	NR
23	CONNECTICUT	16-6	81	20
23	AUBURN	16-5	81	16
25	ILLINOIS	15-6	67	NR

ASSOCIATED PRESS (AP) POLL

RK	SCHOOL	REC	PTS	PR
1	PURDUE (62)	21-1	1,550	1
2	TENNESSEE	18-3	1,443	4
3	HOUSTON	20-2	1,415	3
4	ALABAMA	18-3	1,312	2
5	ARIZONA	19-3	1,310	6
6	VIRGINIA	16-3	1,258	7
7	KANSAS STATE	18-3	1,190	5
8	KANSAS	17-4	1,034	9
9	UCLA	17-4	993	8
10	TEXAS	17-4	939	10
11	BAYLOR	16-5	905	17
12	GONZAGA	18-4	837	14
13	IOWA STATE	15-5	832	12
14	MARQUETTE	17-5	769	16
15	TCU	16-5	752	11
16	XAVIER	17-5	689	13
17	PROVIDENCE	17-5	438	23
18	SAINT MARY'S	19-4	419	22
19	FLORIDA ATLANTIC	21-1	392	21
20	CLEMSON	18-4	340	24
21	INDIANA	15-6	250	NR
22	SAN DIEGO STATE	17-4	170	NR
23	MIAMI (FLA.)	16-5	146	20
24	UCONN	16-6	131	19
25	AUBURN	16-5	117	15

MID-MAJOR TOP 25 (JAN. 23)

RK	SCHOOL	REC	PTS	PR
1	GONZAGA (24)	17-4	761	1
2	CHARLESTON (7)	21-1	746	2
3	SAINT MARY'S	18-4	718	3
4	KENT STATE	16-3	687	4
5	LOUISIANA	16-4	588	6
6	UC SANTA BARBARA	16-3	574	7
7	ORAL ROBERTS	17-4	553	8
8	MARSHALL	17-4	537	9
9	SOUTHERN ILLINOIS	16-5	467	10
10	SOUTHERN MISS	17-4	446	11
11	SEATTLE	16-4	397	18
12	IONA	13-6	349	17
13	LIBERTY	16-5	346	19
14	SANTA CLARA	16-6	315	13
15	UNCW	16-6	301	14
16	BELMONT	15-6	261	NR
17	DRAKE	15-6	231	5
18	UTAH VALLEY	16-5	223	16
19	TOLEDO	13-6	217	23
20	MILWAUKEE	14-6	143	NR
21	LOYOLA MARYMOUNT	14-7	118	NR
22	SAM HOUSTON	15-5	109	22
23	SOUTHERN UTAH	14-7	91	21
24	UMASS-LOWELL	17-4	90	25
25	STEPHEN F. AUSTIN	13-7	86	20

NCAA MEN'S BASKETBALL NET RANKINGS

RK	SCHOOL	REC	PR
1	HOUSTON	20-2	1
2	TENNESSEE	18-3	2
3	PURDUE	21-1	3
4	ALABAMA	18-3	4
5	UCLA	17-4	5
6	SAINT MARY'S (CA)	18-4	6
7	UCONN	16-6	7
8	KANSAS	17-4	8
9	TEXAS	17-4	9
10	ARIZONA	19-3	10
11	IOWA ST.	15-5	11
12	MARQUETTE	17-5	12
13	BAYLOR	16-5	13
14	GONZAGA	17-4	14
15	VIRGINIA	16-3	15
16	KANSAS ST.	18-3	16
17	TCU	16-5	17
18	CREIGHTON	13-8	18
19	FLA. ATLANTIC	19-1	19
20	INDIANA	15-6	21
21	RUTGERS	14-7	20
22	BOISE ST.	16-5	22
23	SAN DIEGO ST.	16-4	23
24	DUKE	15-6	24
25	WEST VIRGINIA	13-8	25
103	AKRON	16-6	103
60	KENT STATE	18-4	59



Ken Pomeroy NCAA Rankings

Scouting Report ?

Data through games of Thursday, February 2

Conference only

Category	Offense	Defense	D-I Avg
Adj. Efficiency	106.8 130	101.1 98	104.7
Adj. Tempo	64.4 308		67.0
Avg. Poss. Length	18.3 268	17.7 204	17.6
Four Factors			
Effective FG%:	50.1 200	48.6 100	50.3
Turnover %:	16.8 63	19.1 137	18.6
Off. Reb. %:	29.8 148	26.1 85	28.7
FTA/FGA:	33.4 111	26.3 63	31.4
Miscellaneous Components			
3P%:	33.8 185	34.5 217	33.9
2P%:	49.6 208	47.0 66	50.0
FT%:	74.5 68	71.4 195	71.2
Block%:	10.5 297	7.0 270	9.0
Steal%:	8.6 93	9.1 190	9.4
Non-Stl TO%:	8.2 88	10.0 96	9.2
Style Components			
3PA/FGA:	43.4 45	33.7 69	37.5
A/FGM:	52.4 139	50.2 163	51.2
Point Distribution (% of total points)			
3-Pointers:	35.2 68	30.1 204	31.0
2-Pointers:	44.9 331	53.7 89	50.9
Free Throws:	19.9 97	16.2 279	18.2
Strength of Schedule			
Components:	103.4 260	106.7 268	104.7
Overall:	-3.25 265		0.00
Non-conference:	-0.30 176		0.00
Personnel			
Bench Minutes:	28.4% 252		30.9%
D-1 Experience:	2.71 yrs 39		1.90
Minutes Continuity:	46.1% 157		41.5%
Average Height:	75.0" 359		77.1"
2-Foul Participation:	36.4% 53		21.7%

Ken Pomeroy MAC Rankings

Scouting Report ?

Data through games of Thursday, February 2

Conference only

Category	Offense	Defense	D-I Avg
Efficiency	114.2 2	95.4 1	104.7
Tempo	66.7 12		67.0
Avg. Poss. Length	17.8 9	18.2 12	17.6
Four Factors			
Effective FG%:	53.4 4	47.4 1	50.3
Turnover %:	15.3 3	20.2 2	18.6
Off. Reb. %:	28.4 7	26.6 2	28.7
FTA/FGA:	35.6 8	34.2 5	31.4
Miscellaneous Components			
3P%:	35.6 6	30.3 1	33.9
2P%:	53.5 3	48.5 2	50.0
FT%:	79.0 1	72.0 5	71.2
Block%:	10.1 11	8.9 3	9.0
Steal%:	7.3 3	8.5 7	9.4
Non-Stl TO%:	8.0 4	11.7 1	9.2
Style Components			
3PA/FGA:	43.7 1	36.5 4	37.5
A/FGM:	52.6 2	47.3 4	51.2
Point Distribution (% of total points)			
3-Pointers:	34.5 2	27.7 10	31.0
2-Pointers:	44.6 12	51.7 4	50.9
Free Throws:	20.8 5	20.6 4	18.2
Strength of Schedule			
Components:	103.4 260	106.7 268	104.7
Overall:	-3.25 265		0.00
Non-conference:	-0.30 176		0.00
Personnel			
Bench Minutes:	28.4% 252		30.9%
D-1 Experience:	2.71 yrs 39		1.90
Minutes Continuity:	46.1% 157		41.5%
Average Height:	75.0" 359		77.1"
2-Foul Participation:	36.4% 53		21.7%

WHAT IS A ZIP?

- One of the unique nicknames in collegiate athletics belongs to The University of Akron.
- Originally Zippers, athletic director Kenneth "Red" Cochrane officially shortened the nickname to the Zips in 1950. Twenty-five years earlier a campus-wide contest had been conducted to choose a nickname for the University's athletics teams.
- Suggestions submitted by students, faculty, and alumni included GoldenBlue Devils, Tip Toppers, Rubbernecks, Hillbillies, Kangaroos, and Cheveliers.
- The winner, freshman Margaret Hamlin, received a prize of \$10 for Zippers, a \$6 pair of rubber overshoes and a brand name of the BF Goodrich Company.
- The evolution of Zippy, UA's mascot, began 40 years ago when the student council decided the University needed a mascot.
- "Zippy" the kangaroo was officially declared the school's mascot on May 1, 1953. The first known printed reference to the mascot as "Zippy" was a 1965 Zip football press brochure. The Buchtelite's first use of the name "Zippy" came Sept. 24, 1965, in an identification of a photo of the cheerleaders listing "Mascot - 'Zippy' - Charles Huettner."
- In 2007, Zippy was named the Capital One National Mascot of the Year.

REGULAR SEASON TOURNAMENTS

Akron is 68-46 all-time and 47-39 in the Division I era (since 1980) in regular season tournaments and 8-11 over the last six years under Groce. Akron posted a 1-2 record at the 2022 Cayman Islands Classic, defeating Western Kentucky and advancing to the semifinals before falling to LSU and finishing fourth overall after falling to Nevada. The Zips registered a 1-2 record in the 2021 Gulf Coast Showcase, 3-1 record in the Global Sports Shootout and 1-1 mark in the DC Holiday Hoops Fest. In 2018-19, the Zips went 2-2 at the Cayman Island Classic, and in Groce's first season, Akron posted an 0-3 mark at the 2018 Diamond Head Classic. Akron has posted multiple wins in 13 of the last 16 in-season tournaments, including three championships. The Zips won two tournaments in 2016-17, the Savannah Invitational (4-0) and Don Haskins Sun Bowl Invitational (2-0). In 2015-16, Akron went 2-0 at the Las Vegas Holiday Hoops Classic to claim the title. In 2014-15, Akron posted a 2-1 record in the Gildan Charleston Classic following the previous tournament runs at the Puerto Rico Tip-Off (2012, 2-1), 2K Sports Classic (2011, 2-2), the Las Vegas Holiday Hoops Classic (2010, 3-1), the Glenn Wilkes Classic (2009, 2-2), the Legends Classic (2008, 2-2), the Top of the World Classic (2007, 2-1) and the San Juan Shootout (2005, 2-1).

BEST START TO A SEASON


The 2015-16 Akron Zips started the season with a 3-0 winning streak. The three consecutive wins to open the season marks the best start in the Division I era of Akron men's basketball history. In addition, the 13-2 start was the best opening to a season in Akron basketball's Division I era, while the Zips win over the Arkansas Razorbacks marked the fifth consecutive season the Zips posted a win over a Power Five Conference opponent.

STARTING THE SEASON OFF RIGHT

The Zips are 75-47 (.610) all-time in season openers with a 61-12 (.829) home record and 14-35 (.285) on the road. Since the 2004-05, UA is 13-6 (.667) when opening the season, standing 10-1 (.875) at home, 3-5 (.429) on the road and 4-1 (.800) under head coach John Groce.


Akron owns a 100-21 (.822) home-opening record and 36-4 (.897) at Rhodes Arena. The Zips have been winners in the last 20-of-21 home opening games. Akron is 19-8 in MAC openers, 11-1 at home since joining the league in 1992. Over the last 16 seasons, the Zips are 13-3 in MAC openers and 7-1 at home. Akron has won the last 8-of-9 MAC openers.

Akron is 22-8 in MAC openers since joining the league in 1992. Over the last 16 seasons, the Zips are 13-3 in MAC openers. Akron has won the last 13-of-14 MAC openers, including a 4-1 mark under head coach John Groce. The Zips fell in Groce's initial MAC opener, but have won four straight leading into the 2022-23 opener.



0

AMANI LYLES
Freshman • F
Columbus, Ohio



1

GARVIN CLARKE
Sophomore • G
Nassau, Bahamas




2

GREG TRIBBLE
Junior • G
Cincinnati, Ohio



3

KOBE MITCHELL
Freshman • G
Cadiz, Ohio



4

TRENDON HANKERSON
Graduate • G
Novi, Mich.



5

TAVARI JOHNSON
Freshman • G
LaGrange Park, Ill.



10

RYAN PRATHER JR.
Freshman • G
Clarksburg, Md.



11

SAMMY HUNTER
Junior • C
Senegal, Africa



12

PAT MAYFIELD
Freshman • G
Elgin, Ill.



13

XAVIER CASTANEDA
Senior • G
Chicago, Ill.



20

EVAN WILSON
Sophomore • G
Noblesville, Ind.



22

MIKAL DAWSON
Junior • G
Huntington, W.Va.




23

PRINCE MOSENGO
Freshman • F
DR Congo, Africa



25

ENRIQUE FREEMAN
Junior • F
Cleveland, Ohio



34

NATE JOHNSON
Freshman • G
Liberty Township, Ohio



JOHN GROCE
Head Coach



DUSTIN FORD
Associate Head Coach



ROB FULFORD
Assistant Coach



ROBBY PRIDDEN
Assistant Coach



JON EKEY
Director of Basketball Operations



NUMERICAL ROSTER

No.	Name	Pos.	Ht.	Wt.	Yr.	Hometown (High School Previous School)
0	Amani Lyles	F	6-7	226	Fr.	Columbus, Ohio Beechcroft
1	Garvin Clarke	G	6-0	184	So.	Nassau, Bahamas Euclid Cleveland Heights
2	Greg Tribble	G	6-1	195	Jr.	Cincinnati, Ohio Winton Woods Huntington Prep
3	Kobe Mitchell	G	6-2	190	Fr.	Cadiz, OH Harrison Central
4	Trendon Hankerson	G	6-2	185	Gr.	Novi, Mich Novi Northern Illinois
5	Tavari Johnson	G	5-11	155	Fr.	LaGrange Park, Ill. Lyons
10	Ryan Prather Jr.	G	6-5	205	Fr.	Clarksburg, Md. Clarksburg
11	Sammy Hunter	F	6-9	225	Jr.	Nassau, Bahamas British Columbia Christian Prep Ole Miss
12	Pat Mayfield	G	6-5	185	Fr.	Elgin, Ill. Burlington Central
13	Xavier Castaneda	G	6-1	188	Sr.	Chicago, Ill. Whitney Young South Florida
20	Evan Wilson	G	6-2	200	So.	Noblesville, Ind. Noblesville
22	Mikal Dawson	W	6-5	222	Jr.	Huntington, W.Va. Huntington Prep
23	Prince Mosengo	F	6-8	205	Fr.	DR Congo, Africa Victory Rock Prep Keystone Academy
25	Enrique Freeman	F	6-7	206	Jr.	Cleveland, Ohio St. Martin De Porres High School
34	Nate Johnson	G	6-3	204	Fr.	Liberty Township, Ohio Lakota East

G - Guard, W - Wing, F - Frontcourt

ALPHABETICAL ROSTER

No.	Name	Pos.	Ht.	Wt.	Yr.	Hometown (High School Previous School)
13	Xavier Castaneda	G	6-1	188	Sr.	Chicago, Ill. Whitney Young South Florida
1	Garvin Clarke	G	6-0	184	So.	Nassau, Bahamas Euclid Cleveland Heights
22	Mikal Dawson	W	6-5	222	Jr.	Huntington, W.Va. Huntington Prep
25	Enrique Freeman	F	6-7	206	Jr.	Cleveland, Ohio St. Martin De Porres High School
4	Trendon Hankerson	G	6-2	185	Gr.	Novi, Mich Novi Northern Illinois
11	Sammy Hunter	F	6-9	225	Jr.	Nassau, Bahamas British Columbia Christian Prep Ole Miss
5	Tavari Johnson	G	5-11	155	Fr.	LaGrange Park, Ill. Lyons
34	Nate Johnson	G	6-3	204	Fr.	Liberty Township, Ohio Lakota East
0	Amani Lyles	F	6-7	226	Fr.	Columbus, Ohio Beechcroft
12	Pat Mayfield	G	6-5	185	Fr.	Elgin, Ill. Burlington Central
3	Kobe Mitchell	G	6-2	190	Fr.	Cadiz, OH Harrison Central
23	Prince Mosengo	F	6-8	205	Fr.	DR Congo, Africa Victory Rock Prep Keystone Academy
10	Ryan Prather Jr.	G	6-5	205	Fr.	Clarksburg, Md. Clarksburg
2	Greg Tribble	G	6-1	195	Jr.	Cincinnati, Ohio Winton Woods Huntington Prep
20	Evan Wilson	G	6-2	200	So.	Noblesville, Ind. Noblesville

G - Guard, W - Wing, F - Frontcourt

Head Coach: **John Groce** (Taylor 1994) - 15th season - 6th season at Akron

Associate Head Coach: Dustin Ford (Ohio 2001), Assistant Coaches: Rob Fulford (Marshall 1997), Robby Pridgen (Roanoke 2003)

Director of Basketball Operations: Jon Ekey (Illinois State 2013), Assistant Operations: Blaine Calhoun (Cincinnati 2019)


Graduate Assistants: Devan Morrow (Ohio State 2020), Peter Farkas (SUNY Brockport 2022),

PRONUNCIATION GUIDE

13	Xavier Castaneda (Cast-a-Nay-duh)
22	Mikal (Michael) Dawson



O · AMANI LYLES · FR · F · COLUMBUS, OHIO



SEASON STATS

Opponent	Date	GS	MIN	Total		3-Pointers		Free throws		Rebounds				PF	A	TO	BLK	STL	PTS	AVG
				FG-FGA	PCT	3FG-3FGA	PCT	FT-FTA	PCT	OFF	DEF	TOT	AVG							
South Dakota St.	11/07/2022		03:54	0-1	.000	0-0	.000	0-0	.000	0	0	0	0.0	2	0	0	1	0	0	0.0
vs Mississippi St.	11/11/2022		04:10	0-0	.000	0-0	.000	0-0	.000	0	0	0	0.0	0	0	1	0	0	0	0.0
Morgan St.	11/15/2022		04:26	1-2	.500	0-0	.000	0-1	.000	3	0	3	1.0	0	0	0	0	0	2	0.7
vs Western Ky.	11/21/2022		02:08	0-0	.000	0-0	.000	0-0	.000	0	0	0	0.8	1	0	0	0	0	0	0.5
vs LSU	11/22/2022		02:34	1-2	.500	0-0	.000	0-0	.000	0	0	0	0.6	0	0	0	0	0	2	0.8
vs Nevada	11/23/2022		00:40	0-0	.000	0-0	.000	0-0	.000	0	0	0	0.5	0	0	0	0	0	0	0.7
at Marshall	11/30/2022		02:00	0-1	.000	0-0	.000	0-0	.000	0	1	1	0.6	1	0	0	0	1	0	0.6
Muskingum	12/04/2022		13:27	1-2	.500	0-0	.000	3-8	.375	6	3	9	1.6	1	1	1	1	0	5	1.1
Wright St.	12/14/2022		02:24	0-0	.000	0-0	.000	0-0	.000	1	0	1	1.6	2	0	1	0	0	0	1.0
Maine	12/19/2022		08:57	3-5	.600	0-0	.000	3-3	1.000	2	0	2	1.6	2	0	1	1	2	9	1.8
at Bradley	12/22/2022		09:54	1-2	.500	0-0	.000	0-0	.000	0	1	1	1.5	3	1	1	1	1	2	1.8
Concord	12/30/2022		06:36	0-0	.000	0-0	.000	0-0	.000	0	0	0	1.4	1	0	1	0	0	0	1.7
NIU	01/03/2023		07:39	1-1	1.000	0-0	.000	1-1	1.000	0	1	1	1.4	3	0	1	0	1	3	1.8
at Ball St.	01/06/2023		05:06	0-1	.000	0-0	.000	2-2	1.000	0	0	0	1.3	4	0	1	1	2	2	1.8
at Bowling Green	01/10/2023		01:21	0-1	.000	0-0	.000	0-0	.000	1	0	1	1.3	0	0	0	0	0	0	1.7
Eastern Mich.	01/13/2023		08:42	4-8	.500	0-1	.000	2-2	1.000	1	0	1	1.3	5	1	0	0	0	10	2.2
at Central Mich.	01/17/2023		09:47	3-4	.750	0-0	.000	1-1	1.000	1	2	3	1.4	2	0	0	1	0	7	2.5
at Western Mich.	01/21/2023		03:20	0-0	.000	0-0	.000	0-0	.000	0	0	0	1.3	0	0	0	0	0	0	2.3
Miami (OH)	01/24/2023		03:35	0-0	.000	0-0	.000	2-2	1.000	0	0	0	1.2	0	0	0	1	1	2	2.3
at Buffalo	01/31/2023		01:44	0-1	.000	0-0	.000	0-0	.000	0	0	0	1.2	1	0	0	0	0	0	2.2
Totals		0	102:24	15-31	.484	0-1	.000	14-20	.700	15	8	23	1.2	28	3	8	7	8	44	2.2

Player Averages

Games Played	Minutes/game	Points/game	FG Pct	3FG Pct	FT Pct	Rebounds/game	Assists/game	Turnovers/game	Assist/Turnover ratio	Steals/game	Blocks/game
20	5.1	2.2	48.4	0.0	70.0	1.2	0.2	0.4	0.4	0.4	0.4

CAREER STATS

				Field Goals		3-Point		F-Throws		Rebounds				Scoring						
SEASON	TEAM	GP-GS	MIN/AVG	FG-FGA	FG%	3FG-3FGA	3FG%	FT-FTA	FT%	OFF	DEF	TOT	AVG	PF-FO	A	TO	BLK	STL	PTS	AVG
2022-23	UA	20-0	102/5.1	15-31	.484	0-1	.000	14-20	.700	15	8	23	1.2	28-1	3	8	7	8	44	2.2
TOTAL		20-0	102/5.1	15-31	.484	0-1	.000	14-20	.700	15	8	23	1.2	28-1	3	8	7	8	44	2.2

Single Game Highs

Statistic	Value	
Points	10	vs Eastern Mich. 01/13/23
Rebounds	9	vs Muskingum 12/04/22
Assists	1	vs Muskingum 12/04/22, at Bradley 12/22/22, vs Eastern Mich. 01/13/23
Steals	2	vs Maine 12/19/22, at Ball St. 01/06/23
Blocks	1	7 times
FG Made	4	vs Eastern Mich. 01/13/23
FG Attempts	8	vs Eastern Mich. 01/13/23
3FG Attempts	1	vs Eastern Mich. 01/13/23
FT Made	3	vs Muskingum 12/04/22, vs Maine 12/19/22
FT Attempts	8	vs Muskingum 12/04/22



1 • GARVIN CLARKE • SO • G • NASSAU, BAHAMAS



SEASON STATS

Opponent	Date	GS	MIN	Total		3-Pointers		Free throws		Rebounds				PF	A	TO	BLK	STL	PTS	AVG
				FG-FGA	PCT	3FG-3FGA	PCT	FT-FTA	PCT	OFF	DEF	TOT	AVG							
South Dakota St.	11/07/2022		22:21	0-5	.000	0-3	.000	0-0	.000	1	3	4	4.0	2	0	1	1	0	0	0.0
vs Mississippi St.	11/11/2022		22:35	2-5	.400	1-4	.250	3-5	.600	2	1	3	3.5	2	4	2	0	1	8	4.0
Morgan St.	11/15/2022		23:56	1-4	.250	0-2	.000	0-0	.000	2	2	4	3.7	1	0	1	1	0	2	3.3
vs Western Ky.	11/21/2022		14:32	1-3	.333	1-3	.333	1-2	.500	1	1	2	3.3	2	0	2	0	0	4	3.5
vs LSU	11/22/2022		17:04	1-6	.167	0-3	.000	0-0	.000	1	0	1	2.8	1	1	1	0	0	2	3.2
vs Nevada	11/23/2022		07:58	0-1	.000	0-0	.000	0-0	.000	0	2	2	2.7	0	0	0	0	0	0	2.7
at Marshall	11/30/2022		11:23	1-3	.333	0-1	.000	0-0	.000	2	0	2	2.6	1	0	0	0	0	2	2.6
Muskingum	12/04/2022		18:15	1-3	.333	0-1	.000	0-0	.000	0	2	2	2.5	3	3	3	0	3	2	2.5
Eastern Mich.	01/13/2023		08:15	0-0	.000	0-0	.000	0-0	.000	0	1	1	2.3	0	0	1	0	0	0	2.2
at Central Mich.	01/17/2023		06:11	1-3	.333	1-2	.500	0-0	.000	1	0	1	2.2	0	0	0	0	0	3	2.3
Miami (OH)	01/24/2023		02:22	0-1	.000	0-1	.000	0-0	.000	0	0	0	2.0	0	0	0	0	0	0	2.1
Ohio	01/28/2023		06:57	0-1	.000	0-1	.000	0-0	.000	1	1	2	2.0	0	0	0	0	0	0	1.9
at Buffalo	01/31/2023		09:39	0-1	.000	0-1	.000	0-0	.000	0	0	0	1.8	1	2	0	0	2	0	1.8
Totals		0	171:27	8-36	.222	3-22	.136	4-7	.571	11	13	24	1.8	13	10	11	2	6	23	1.8

Player Averages

Games Played	Minutes/ game	Points/ game	FG Pct	3FG Pct	FT Pct	Rebounds/ game	Assists/ game	Turnovers/ game	Assist/Turnover ratio	Steals/ game	Blocks/ game
13	13.2	1.8	22.2	13.6	57.1	1.8	0.8	0.8	0.9	0.5	0.2

CAREER STATS


		Field Goals		3-Point		F-Throws		Rebounds				Scoring								
SEASON	TEAM	GP-GS	MIN/AVG	FG-FGA	FG%	3FG-3FGA	3FG%	FT-FTA	FT%	OFF	DEF	TOT	AVG	PF-FO	A	TO	BLK	STL	PTS	AVG
2020-21	UA	22-0	140/6.4	16-56	.286	4-17	.235	16-22	.727	5	13	18	0.8	11-0	12	4	1	6	52	2.4
2021-22	UA	34-1	489/14.4	35-100	.350	21-62	.339	22-33	.667	19	65	84	2.5	41-0	36	34	1	18	113	3.3
2022-23	UA	13-0	171/13.2	8-36	.222	3-22	.136	4-7	.571	11	13	24	1.8	13-0	10	11	2	6	23	1.8
TOTAL		69-1	801/11.6	59-192	.307	28-101	.277	42-62	.677	35	91	126	1.8	65-0	58	49	4	30	188	2.7

Single Game Highs

Statistic	Value
Points	12 vs Wheeling 11/18/21
Rebounds	8 at Wright St. 12/15/21
Assists	4 vs Ball St. 01/11/22, vs Mississippi St. 11/11/22
Steals	3 vs Wheeling 11/18/21, vs Muskingum 12/04/22
Blocks	1 4 times
FG Made	5 vs Wheeling 11/18/21
FG Attempts	9 vs Point Park 11/13/21
3FG Made	3 vs Kent St. 03/12/22
3FG Attempts	5 vs Kent St. 03/12/22
FT Made	4 at Buffalo 03/02/21
FT Attempts	5 vs Mississippi St. 11/11/22



2 • GREG TRIBBLE • JR • G • CINCINNATI, OHIO



SEASON STATS

Opponent	Date	GS	MIN	Total		3-Pointers		Free throws		Rebounds				PF	A	TO	BLK	STL	PTS	AVG	
				FG-FGA	PCT	3FG-3FGA	PCT	FT-FTA	PCT	OFF	DEF	TOT	AVG								
South Dakota St.	11/07/2022	*	33:47	2-11	.182	0-2	.000	1-2	.500	1	4	5	5.0	4	1	1	1	1	5	5.0	
vs Mississippi St.	11/11/2022	*	32:16	2-7	.286	0-2	.000	1-2	.500	0	2	2	3.5	3	3	0	0	0	5	5.0	
Morgan St.	11/15/2022	*	28:58	2-7	.286	0-1	.000	1-2	.500	1	0	1	2.7	2	4	2	1	1	5	5.0	
vs Western Ky.	11/21/2022	*	25:04	4-9	.444	1-2	.500	0-0	.000	3	8	11	4.8	3	2	1	0	1	9	6.0	
vs LSU	11/22/2022	*	29:44	0-3	.000	0-0	.000	3-4	.750	1	3	4	4.6	5	0	3	0	0	3	5.4	
vs Nevada	11/23/2022	*	26:33	3-4	.750	0-1	.000	1-1	1.000	1	1	2	4.2	3	1	4	0	1	7	5.7	
at Marshall	11/30/2022	*	19:24	2-4	.500	0-0	.000	1-2	.500	1	1	2	3.9	3	0	0	0	0	5	5.6	
Muskingum	12/04/2022	*	16:48	1-3	.333	0-0	.000	0-2	.000	0	0	0	3.4	2	3	1	0	2	2	5.1	
Jackson St.	12/11/2022	*	28:19	6-10	.600	0-1	.000	0-0	.000	1	3	4	3.4	2	5	1	0	2	12	5.9	
Wright St.	12/14/2022	*	29:37	3-7	.429	0-0	.000	0-0	.000	2	1	3	3.4	1	0	0	0	1	6	5.9	
Maine	12/19/2022	*	23:50	2-4	.500	0-0	.000	2-2	1.000	0	1	1	3.2	2	2	2	0	2	6	5.9	
at Bradley	12/22/2022	*	26:07	1-4	.250	0-0	.000	0-0	.000	0	3	3	3.2	2	1	1	0	0	2	5.6	
Concord	12/30/2022	*	29:39	1-5	.200	0-0	.000	5-7	.714	1	1	2	3.1	0	3	0	0	0	7	5.7	
NIU	01/03/2023	*	30:22	5-6	.833	0-0	.000	6-6	1.000	1	1	2	3.0	4	2	2	0	3	16	6.4	
at Ball St.	01/06/2023	*	29:43	3-10	.300	0-0	.000	8-10	.800	1	1	2	2.9	4	0	0	0	0	14	6.9	
at Bowling Green	01/10/2023	*	30:31	2-8	.250	0-1	.000	0-0	.000	1	2	3	2.9	1	3	1	0	2	4	6.8	
Eastern Mich.	01/13/2023	*	27:55	4-4	1.000	0-0	.000	2-4	.500	0	5	5	3.1	0	1	1	0	0	10	6.9	
at Central Mich.	01/17/2023	*	32:27	4-9	.444	0-1	.000	2-2	1.000	0	1	1	2.9	1	1	1	0	1	10	7.1	
at Western Mich.	01/21/2023	*	36:32	4-7	.571	0-0	.000	1-2	.500	0	2	2	2.9	1	4	0	0	1	9	7.2	
Miami (OH)	01/24/2023	*	26:52	0-2	.000	0-0	.000	0-0	.000	2	1	3	2.9	4	4	1	0	0	0	6.9	
Ohio	01/28/2023	*	29:21	1-7	.143	0-0	.000	1-1	1.000	0	2	2	2.9	2	2	1	0	0	3	6.7	
at Buffalo	01/31/2023	*	31:46	1-7	.143	0-1	.000	2-2	1.000	0	2	2	2.8	2	8	2	1	2	4	6.5	
Totals			22	625:34	53-138	.384	1-12	.083	37-51	.725	17	45	62	2.8	51	50	25	3	20	144	6.5

Player Averages

Games Played	Minutes/game	Points/game	FG Pct	3FG Pct	FT Pct	Rebounds/game	Assists/game	Turnovers/game	Assist/Turnover ratio	Steals/game	Blocks/game
22	28.4	6.5	38.4	8.3	72.5	2.8	2.3	1.1	2.0	0.9	0.1

CAREER STATS

SEASON	TEAM	GP-GS	MIN/AVG	FG-FGA	FG%	3FG-3FGA	3FG%	FT-FTA	FT%	OFF	DEF	TOT	AVG	PF-FO	A	TO	BLK	STL	PTS	AVG
2019-20	UA	31-0	507/16.4	34-74	.459	3-11	.273	23-47	.489	7	47	54	1.7	58-0	34	33	3	8	94	3.0
2020-21	UA	21-6	388/18.5	32-78	.410	1-16	.063	24-38	.632	14	26	40	1.9	32-2	26	22	2	9	89	4.2
2021-22	UA	33-26	850/25.7	79-177	.446	6-27	.222	75-107	.701	13	78	91	2.8	72-1	71	42	6	36	239	7.2
2022-23	UA	22-22	626/28.4	53-138	.384	1-12	.083	37-51	.725	17	45	62	2.8	51-1	50	25	3	20	144	6.5
TOTAL		107-54	2370/22.2	198-467	.424	11-66	.167	159-243	.654	51	196	247	2.3	213-4	181	122	14	73	566	5.3

Single Game Highs

Statistic	Value
Points	19 vs Southern U. 12/04/21
Rebounds	11 vs Western Ky. 11/21/22
Assists	8 at Buffalo 01/31/23
Steals	4 vs Wheeling 11/18/21
Blocks	1 14 times
FG Made	6 at Ohio 02/25/22, vs Jackson St. 12/11/22
FG Attempts	11 vs South Dakota St. 11/07/22
3FG Made	1 11 times
3FG Attempts	4 vs Ball St. 01/30/21
FT Made	11 vs Southern U. 12/04/21
FT Attempts	13 vs Southern U. 12/04/21



3 • KOBE MITCHELL • FR • G • CADIZ, OHIO



SEASON STATS

Opponent	Date	GS	MIN	Total		3-Pointers		Free throws		Rebounds				PF	A	TO	BLK	STL	PTS	AVG
				FG-FGA	PCT	3FG-3FGA	PCT	FT-FTA	PCT	OFF	DEF	TOT	AVG							
vs Mississippi St.	11/11/2022		01:57	1-1	1.000	0-0	.000	0-0	.000	0	0	0	0.0	0	0	0	0	1	2	2.0
vs Nevada	11/23/2022		03:49	0-1	.000	0-1	.000	0-0	.000	0	0	0	0.0	0	0	0	0	1	0	1.0
at Marshall	11/30/2022		06:08	0-0	.000	0-0	.000	0-0	.000	0	1	1	0.3	1	0	1	0	0	0	0.7
Muskingum	12/04/2022		18:15	2-3	.667	2-3	.667	0-0	.000	1	1	2	0.8	1	1	2	1	3	6	2.0
Jackson St.	12/11/2022		17:59	2-5	.400	2-5	.400	0-0	.000	0	2	2	1.0	1	0	0	0	1	6	2.8
Wright St.	12/14/2022		18:05	0-4	.000	0-4	.000	0-0	.000	0	0	0	0.8	1	0	0	0	0	0	2.3
Maine	12/19/2022		16:48	2-4	.500	1-3	.333	0-0	.000	1	2	3	1.1	3	0	1	0	0	5	2.7
at Bradley	12/22/2022		08:58	0-0	.000	0-0	.000	2-2	1.000	0	0	0	1.0	3	0	0	0	0	2	2.6
Concord	12/30/2022		14:15	0-2	.000	0-2	.000	0-0	.000	0	1	1	1.0	1	1	0	0	0	0	2.3
NIU	01/03/2023		19:47	1-2	.500	1-2	.500	2-2	1.000	0	2	2	1.1	2	3	0	0	0	5	2.6
at Ball St.	01/06/2023		27:02	0-2	.000	0-2	.000	0-0	.000	0	0	0	1.0	0	0	1	0	1	0	2.4
at Bowling Green	01/10/2023		09:58	1-3	.333	1-3	.333	0-0	.000	0	1	1	1.0	0	0	0	0	0	3	2.4
Eastern Mich.	01/13/2023		11:08	0-4	.000	0-3	.000	0-0	.000	0	1	1	1.0	1	0	0	0	0	0	2.2
at Central Mich.	01/17/2023		06:43	0-2	.000	0-2	.000	0-0	.000	0	0	0	0.9	0	1	0	0	0	0	2.1
Miami (OH)	01/24/2023		27:12	3-5	.600	3-4	.750	0-0	.000	0	0	0	0.9	2	2	1	0	0	9	2.5
Ohio	01/28/2023		03:19	0-0	.000	0-0	.000	0-0	.000	0	0	0	0.8	1	0	0	0	0	0	2.4
at Buffalo	01/31/2023		00:45	0-0	.000	0-0	.000	0-0	.000	0	0	0	0.8	0	0	0	0	0	0	2.2
Totals		0	212:09	12-38	.316	10-34	.294	4-4	1.000	2	11	13	0.8	17	8	6	1	7	38	2.2

Player Averages

Games Played	Minutes/game	Points/game	FG Pct	3FG Pct	FT Pct	Rebounds/game	Assists/game	Turnovers/game	Assist/Turnover ratio	Steals/game	Blocks/game
17	12.5	2.2	31.6	29.4	100.0	0.8	0.5	0.4	1.3	0.4	0.1

CAREER STATS

MITCHELL, Kobe

				Field Goals		3-Point		F-Throws		Rebounds				Scoring							
SEASON	TEAM	GP-GS	MIN/AVG	FG-FGA	FG%	3FG-3FGA	3FG%	FT-FTA	FT%	OFF	DEF	TOT	AVG	PF	FO	A	TO	BLK	STL	PTS	AVG
2022-23	UA	17-0	212/12.5	12-38	.316	10-34	.294	4-4	1.000	2	11	13	0.8	17-0	8	6	1	7	38	2.2	
TOTAL		17-0	212/12.5	12-38	.316	10-34	.294	4-4	1.000	2	11	13	0.8	17-0	8	6	1	7	38	2.2	

Single Game Highs

Statistic	Value	
Points	9	vs Miami (OH) 01/24/23
Rebounds	3	vs Maine 12/19/22
Assists	3	vs NIU 01/03/23
Steals	3	vs Muskingum 12/04/22
Blocks	1	vs Muskingum 12/04/22
FG Made	3	vs Miami (OH) 01/24/23
FG Attempts	5	vs Jackson St. 12/11/22, vs Miami (OH) 01/24/23
3FG Made	3	vs Miami (OH) 01/24/23
3FG Attempts	5	vs Jackson St. 12/11/22



4 • TRENDON HANKERSON • GR • G • NOVI, MICH.



SEASON STATS

Opponent	Date	GS	MIN	Total		3-Pointers		Free throws		Rebounds				PF	A	TO	BLK	STL	PTS	AVG
				FG-FGA	PCT	3FG-3FGA	PCT	FT-FTA	PCT	OFF	DEF	TOT	AVG							
South Dakota St.	11/07/2022	*	42:04	4-9	.444	2-6	.333	1-1	1.000	0	1	1	1.0	2	1	1	0	1	11	11.0
vs Mississippi St.	11/11/2022	*	27:16	1-7	.143	1-4	.250	2-2	1.000	1	3	4	2.5	3	0	2	1	1	5	8.0
Morgan St.	11/15/2022	*	32:09	2-12	.167	2-9	.222	0-2	.000	0	6	6	3.7	2	2	1	2	2	6	7.3
vs Western Ky.	11/21/2022	*	35:36	3-5	.600	2-4	.500	1-2	.500	0	4	4	3.8	0	1	2	0	1	9	7.8
vs LSU	11/22/2022	*	22:11	0-2	.000	0-1	.000	2-2	1.000	1	1	2	3.4	4	1	1	0	0	2	6.6
vs Nevada	11/23/2022	*	37:04	3-7	.429	2-5	.400	0-0	.000	0	7	7	4.0	3	0	2	0	0	8	6.8
at Marshall	11/30/2022	*	33:57	5-11	.455	1-6	.167	0-0	.000	1	3	4	4.0	0	2	3	0	2	11	7.4
Muskingum	12/04/2022	*	23:01	4-7	.571	2-5	.400	0-0	.000	0	4	4	4.0	1	2	0	0	1	10	7.8
Jackson St.	12/11/2022	*	38:05	5-9	.556	5-7	.714	2-2	1.000	0	1	1	3.7	1	2	1	1	0	17	8.8
Wright St.	12/14/2022	*	34:53	2-9	.222	1-7	.143	1-2	.500	0	5	5	3.8	3	4	0	0	2	6	8.5
Maine	12/19/2022	*	26:12	3-5	.600	2-3	.667	4-5	.800	1	3	4	3.8	1	2	1	0	1	12	8.8
at Bradley	12/22/2022	*	31:08	3-5	.600	3-3	1.000	0-0	.000	1	8	9	4.3	3	1	2	0	0	9	8.8
Concord	12/30/2022	*	31:41	6-12	.500	6-10	.600	0-0	.000	1	7	8	4.5	1	6	1	0	1	18	9.5
NIU	01/03/2023	*	35:24	1-8	.125	1-7	.143	0-0	.000	1	5	6	4.6	2	4	1	2	0	3	9.1
at Ball St.	01/06/2023	*	36:36	1-7	.143	1-4	.250	5-6	.833	0	5	5	4.7	2	1	3	0	0	8	9.0
at Bowling Green	01/10/2023	*	32:49	2-8	.250	2-7	.286	0-0	.000	0	2	2	4.5	2	3	2	1	2	6	8.8
Eastern Mich.	01/13/2023	*	28:47	5-9	.556	4-8	.500	0-0	.000	0	4	4	4.5	2	2	0	0	0	14	9.1
at Central Mich.	01/17/2023	*	35:03	4-10	.400	3-8	.375	0-0	.000	1	4	5	4.5	2	1	1	0	0	11	9.2
at Western Mich.	01/21/2023	*	34:28	2-11	.182	1-9	.111	0-0	.000	0	6	6	4.6	3	2	2	2	2	5	9.0
Miami (OH)	01/24/2023	*	36:16	2-11	.182	2-10	.200	0-0	.000	1	5	6	4.7	3	2	0	1	0	6	8.9
Ohio	01/28/2023	*	34:26	4-5	.800	3-3	1.000	3-4	.750	0	3	3	4.6	4	4	3	0	0	14	9.1
at Buffalo	01/31/2023	*	31:02	4-7	.571	2-3	.667	0-0	.000	0	2	2	4.5	1	5	1	2	2	10	9.1
Totals		22	720:08	66-176	.375	48-129	.372	21-28	.750	9	89	98	4.5	45	48	30	12	18	201	9.1

Player Averages

Games Played	Minutes/game	Points/game	FG Pct	3FG Pct	FT Pct	Rebounds/game	Assists/game	Turnovers/game	Assist/Turnover ratio	Steals/game	Blocks/game
22	32.7	9.1	37.5	37.2	75.0	4.5	2.2	1.4	1.6	0.8	0.5

CAREER STATS

SEASON	TEAM	GP-GS	MIN/AVG	Field Goals		3-Point		F-Throws		Rebounds				Scoring						
				FG-FGA	FG%	3FG-3FGA	3FG%	FT-FTA	FT%	OFF	DEF	TOT	AVG	PF-FO	A	TO	BLK	STL	PTS	AVG
2018-19	NIU	21-2	395/18.8	17-54	.315	8-32	.250	3-4	.750	5	42	47	2.2	55-2	19	22	9	12	45	2.1
2019-20	NIU	31-31	978/31.5	84-180	.467	41-89	.461	25-30	.833	12	80	92	3.0	66-0	61	46	10	29	234	7.5
2020-21	NIU	19-19	646/34.0	99-250	.396	48-130	.369	18-26	.692	9	74	83	4.4	54-2	41	53	7	22	264	13.9
2021-22	NIU	30-30	1011/33.7	118-315	.375	62-177	.350	45-60	.750	9	103	112	3.7	80-3	68	55	11	54	343	11.4
2022-23	UA	22-22	720/32.7	66-176	.375	48-129	.372	21-28	.750	9	89	98	4.5	45-0	48	30	12	18	201	9.1
TOTAL FOR UA		22-22	720/32.7	66-176	.375	48-129	.372	21-28	.750	9	89	98	4.5	45-0	48	30	12	18	201	9.1
TOTAL		123-104	3751/30.5	384-975	.394	207-557	.372	112-148	.757	44	388	432	3.5	300-7	237	206	49	135	1087	8.8

Single Game Highs

Statistic	Value	
Points	28	at Washington 11/09/21
Rebounds	9	at Bradley 12/22/22
Assists	6	vs Eastern Mich. 01/11/20, vs Concord 12/30/22
Steals	4	4 times
Blocks	3	at Marquette 11/27/21
FG Made	9	at Central Mich. 03/05/21, at Washington 11/09/21
FG Attempts	20	vs Ball St. 12/08/20, at Toledo 12/22/20
3FG Made	6	at Washington 11/09/21, vs Concord 12/30/22
3FG Attempts	11	vs Ball St. 12/08/20, at Washington 11/09/21, at Bowling Green 02/05/22
FT Made	7	vs Ball St. 01/27/22
FT Attempts	8	vs Ball St. 01/27/22



5 • TAVARI JOHNSON • FR • G • LAGRANGE PARK, ILL.

SEASON STATS



Opponent	Date	GS	MIN	Total		3-Pointers		Free throws		Rebounds				PF	A	TO	BLK	STL	PTS	AVG
				FG-FGA	PCT	3FG-3FGA	PCT	FT-FTA	PCT	OFF	DEF	TOT	AVG							
vs Mississippi St.	11/11/2022		05:43	0-0	.000	0-0	.000	0-0	.000	0	0	0	0.0	0	0	0	0	0	0	0.0
Morgan St.	11/15/2022		03:29	1-1	1.000	0-0	.000	0-0	.000	0	0	0	0.0	0	0	0	0	0	2	1.0
vs Western Ky.	11/21/2022		02:56	0-0	.000	0-0	.000	0-0	.000	0	1	1	0.3	1	0	2	0	0	0	0.7
vs LSU	11/22/2022		10:52	1-3	.333	1-1	1.000	2-2	1.000	0	0	0	0.3	3	0	2	0	2	5	1.8
vs Nevada	11/23/2022		26:26	9-10	.900	3-3	1.000	0-0	.000	0	3	3	0.8	3	4	3	0	2	21	5.6
at Marshall	11/30/2022		27:19	7-13	.538	2-5	.400	0-0	.000	2	2	4	1.3	1	4	1	0	1	16	7.3
Muskingum	12/04/2022	*	21:09	3-7	.429	3-6	.500	0-0	.000	0	5	5	1.9	0	6	0	0	1	9	7.6
Jackson St.	12/11/2022	*	24:09	2-5	.400	2-5	.400	0-0	.000	0	1	1	1.8	4	2	5	0	1	6	7.4
Wright St.	12/14/2022	*	27:33	6-14	.429	0-3	.000	2-4	.500	1	1	2	1.8	2	1	1	1	4	14	8.1
Maine	12/19/2022	*	28:51	2-6	.333	1-3	.333	0-0	.000	1	6	7	2.3	0	3	4	0	1	5	7.8
at Bradley	12/22/2022	*	26:46	1-7	.143	0-3	.000	0-0	.000	1	4	5	2.5	0	1	2	1	1	2	7.3
Concord	12/30/2022	*	20:48	2-6	.333	1-3	.333	1-2	.500	0	2	2	2.5	2	5	4	0	1	6	7.2
NIU	01/03/2023	*	28:07	3-9	.333	1-3	.333	1-2	.500	1	0	1	2.4	4	0	4	1	0	8	7.2
at Ball St.	01/06/2023	*	30:49	3-11	.273	1-4	.250	0-0	.000	0	6	6	2.6	2	0	6	0	1	7	7.2
at Bowling Green	01/10/2023	*	15:06	1-5	.200	1-4	.250	0-0	.000	0	1	1	2.5	1	1	0	0	0	3	6.9
Eastern Mich.	01/13/2023		18:37	3-4	.750	0-1	.000	0-0	.000	0	3	3	2.6	4	9	1	0	0	6	6.9
at Central Mich.	01/17/2023		14:45	0-5	.000	0-2	.000	0-0	.000	0	3	3	2.6	3	3	1	0	1	0	6.5
at Western Mich.	01/21/2023		13:59	0-2	.000	0-1	.000	0-0	.000	0	0	0	2.4	2	0	0	0	1	0	6.1
Miami (OH)	01/24/2023		07:58	1-2	.500	1-1	1.000	0-0	.000	0	0	0	2.3	1	0	1	0	0	3	5.9
Ohio	01/28/2023		08:25	3-3	1.000	0-0	.000	0-0	.000	0	0	0	2.2	3	1	0	0	0	6	6.0
at Buffalo	01/31/2023		15:49	2-4	.500	1-1	1.000	0-0	.000	0	0	0	2.1	2	2	1	0	4	5	5.9
Totals		9	379:37	50-117	.427	18-49	.367	6-10	.600	6	38	44	2.1	38	42	38	3	21	124	5.9

Player Averages

Games Played	Minutes/game	Points/game	FG Pct	3FG Pct	FT Pct	Rebounds/game	Assists/game	Turnovers/game	Assist/Turnover ratio	Steals/game	Blocks/game
21	18.1	5.9	42.7	36.7	60.0	2.1	2.0	1.8	1.1	1.0	0.1

CAREER STATS

SEASON	TEAM	GP-GS	MIN/AVG	Field Goals		3-Point		F-Throws		Rebounds				Scoring						
				FG-FGA	FG%	3FG-3FGA	3FG%	FT-FTA	FT%	OFF	DEF	TOT	AVG	PF-FO	A	TO	BLK	STL	PTS	AVG
2022-23	UA	21-9	380/18.1	50-117	.427	18-49	.367	6-10	.600	6	38	44	2.1	38-0	42	38	3	21	124	5.9
TOTAL		21-9	380/18.1	50-117	.427	18-49	.367	6-10	.600	6	38	44	2.1	38-0	42	38	3	21	124	5.9

Single Game Highs

Statistic	Value	
Points	21	vs Nevada 11/23/22
Rebounds	7	vs Maine 12/19/22
Assists	9	vs Eastern Mich. 01/13/23
Steals	4	vs Wright St. 12/14/22, at Buffalo 01/31/23
Blocks	1	vs Wright St. 12/14/22, at Bradley 12/22/22, vs NIU 01/03/23
FG Made	9	vs Nevada 11/23/22
FG Attempts	14	vs Wright St. 12/14/22
3FG Made	3	vs Muskingum 12/04/22, vs Nevada 11/23/22
3FG Attempts	6	vs Muskingum 12/04/22
FT Made	2	vs Wright St. 12/14/22, vs LSU 11/22/22
FT Attempts	4	vs Wright St. 12/14/22



11 • SAMMY HUNTER • JR • F • NASSAU, BAHAMAS



SEASON STATS

Opponent	Date	GS	MIN	Total		3-Pointers		Free throws		Rebounds				PF	A	TO	BLK	STL	PTS	AVG
				FG-FGA	PCT	3FG-3FGA	PCT	FT-FTA	PCT	OFF	DEF	TOT	AVG							
South Dakota St.	11/07/2022	*	22:16	2-10	.200	0-6	.000	0-0	.000	1	3	4	4.0	1	0	1	0	0	4	4.0
vs Mississippi St.	11/11/2022	*	23:40	2-8	.250	1-5	.200	0-1	.000	0	3	3	3.5	1	0	0	0	0	5	4.5
Morgan St.	11/15/2022	*	15:30	2-6	.333	0-3	.000	0-1	.000	1	1	2	3.0	0	2	1	0	0	4	4.3
vs Western Ky.	11/21/2022	*	18:39	3-8	.375	1-5	.200	0-0	.000	0	1	1	2.5	2	0	0	0	0	7	5.0
vs LSU	11/22/2022	*	27:09	4-14	.286	3-11	.273	2-2	1.000	1	0	1	2.2	0	0	0	0	1	13	6.6
vs Nevada	11/23/2022	*	11:45	0-4	.000	0-2	.000	0-0	.000	0	0	0	1.8	1	0	0	0	0	0	5.5
at Marshall	11/30/2022		17:52	4-10	.400	1-3	.333	0-1	.000	1	5	6	2.4	1	1	0	0	0	9	6.0
Muskingum	12/04/2022		18:50	4-8	.500	1-3	.333	0-0	.000	2	2	4	2.6	1	1	0	0	0	9	6.4
Jackson St.	12/11/2022		15:54	1-5	.200	0-4	.000	2-2	1.000	2	1	3	2.7	2	2	0	0	0	4	6.1
Wright St.	12/14/2022		16:35	5-8	.625	3-6	.500	0-0	.000	0	4	4	2.8	2	0	1	1	0	13	6.8
Maine	12/19/2022		20:16	0-4	.000	0-3	.000	0-0	.000	0	2	2	2.7	1	2	1	0	0	0	6.2
at Bradley	12/22/2022		18:19	2-9	.222	2-6	.333	2-2	1.000	1	1	2	2.7	0	0	0	0	0	8	6.3
Concord	12/30/2022		18:08	2-5	.400	0-3	.000	0-0	.000	3	3	6	2.9	4	0	0	0	0	4	6.2
NIU	01/03/2023	*	13:58	1-5	.200	1-5	.200	0-0	.000	0	1	1	2.8	2	0	1	0	0	3	5.9
at Ball St.	01/06/2023	*	19:39	1-2	.500	1-2	.500	0-0	.000	3	0	3	2.8	5	0	0	0	0	3	5.7
at Bowling Green	01/10/2023		25:03	7-9	.778	4-6	.667	1-1	1.000	2	1	3	2.8	1	0	2	1	1	19	6.6
Eastern Mich.	01/13/2023	*	24:00	5-8	.625	3-6	.500	0-1	.000	2	2	4	2.9	1	1	1	0	1	13	6.9
at Central Mich.	01/17/2023	*	16:24	4-5	.800	2-3	.667	2-4	.500	0	2	2	2.8	3	1	0	0	0	12	7.2
at Western Mich.	01/21/2023	*	27:56	2-9	.222	2-8	.250	2-3	.667	0	3	3	2.8	3	0	0	0	0	8	7.3
Miami (OH)	01/24/2023	*	17:59	3-6	.500	0-2	.000	0-0	.000	1	2	3	2.9	0	0	0	0	0	6	7.2
Ohio	01/28/2023	*	21:16	3-4	.750	3-3	1.000	0-0	.000	0	0	0	2.7	1	0	1	0	0	9	7.3
at Buffalo	01/31/2023	*	16:22	1-4	.250	0-2	.000	0-0	.000	0	2	2	2.7	1	2	1	0	0	2	7.0
Totals			14 427:30	58-151	.384	28-97	.289	11-18	.611	20	39	59	2.7	33	12	10	2	3	155	7.0

Player Averages

Games Played	Minutes/game	Points/game	FG Pct	3FG Pct	FT Pct	Rebounds/game	Assists/game	Turnovers/game	Assist/Turnover ratio	Steals/game	Blocks/game
22	19.4	7.0	38.4	28.9	61.1	2.7	0.5	0.5	1.2	0.1	0.1

CAREER STATS

SEASON	TEAM	GP-GS	MIN/AVG	Field Goals		3-Point		F-Throws		Rebounds				Scoring						
				FG-FGA	FG%	3FG-3FGA	3FG%	FT-FTA	FT%	OFF	DEF	TOT	AVG	PF-FO	A	TO	BLK	STL	PTS	AVG
2019-20	OM	27-1	309/11.4	29-71	.408	1-8	.125	19-27	.704	14	23	37	1.4	47-0	11	15	4	6	78	2.9
2020-21	OM	25-0	198/7.9	20-42	.476	6-18	.333	10-16	.625	14	21	35	1.4	27-0	9	12	5	3	56	2.2
2021-22	OM	29-0	302/10.4	34-76	.447	5-25	.200	10-17	.588	19	15	34	1.2	43-0	4	12	5	6	83	2.9
2022-23	UA	22-14	428/19.4	58-151	.384	28-97	.289	11-18	.611	20	39	59	2.7	33-1	12	10	2	3	155	7.0
TOTAL FOR UA		22-14	428/19.4	58-151	.384	28-97	.289	11-18	.611	20	39	59	2.7	33-1	12	10	2	3	155	7.0
TOTAL		103-15	1236/12.0	141-340	.415	40-148	.270	50-78	.641	67	98	165	1.6	150-1	36	49	16	18	372	3.6

Single Game Highs

Statistic	Value	
Points	19	at Bowling Green 01/10/23
Rebounds	7	vs Louisiana Tech 03/19/21
Assists	2	10 times
Steals	3	vs Missouri 03/04/20
Blocks	3	vs Vanderbilt 02/29/20
FG Made	7	at Bowling Green 01/10/23
FG Attempts	14	vs LSU 11/22/22
3FG Made	4	at Bowling Green 01/10/23
3FG Attempts	11	vs LSU 11/22/22
FT Made	4	vs Seattle U 11/19/19
FT Attempts	4	9 times



12 • PAT MAYFIELD • FR • G • ELGIN, ILL.



SEASON STATS

Opponent	Date	GS	MIN	Total		3-Pointers		Free throws		Rebounds				PF	A	TO	BLK	STL	PTS	AVG
				FG-FGA	PCT	3FG-3FGA	PCT	FT-FTA	PCT	OFF	DEF	TOT	AVG							
Muskingum	12/04/2022		05:04	0-1	.000	0-1	.000	0-0	.000	0	0	0	0.0	0	0	0	0	0	0	0.0
Maine	12/19/2022		01:13	1-1	1.000	0-0	.000	0-0	.000	0	1	1	0.5	0	0	0	0	0	2	1.0
at Bradley	12/22/2022		00:39	0-0	.000	0-0	.000	0-0	.000	0	0	0	0.3	0	0	0	0	1	0	0.7
Concord	12/30/2022		02:59	1-2	.500	0-1	.000	0-0	.000	0	3	3	1.0	0	0	0	0	0	2	1.0
NIU	01/03/2023		01:58	0-1	.000	0-0	.000	0-0	.000	0	1	1	1.0	0	0	0	1	0	0	0.8
Eastern Mich.	01/13/2023		04:48	0-1	.000	0-1	.000	1-2	.500	0	2	2	1.2	1	0	0	0	1	1	0.8
at Central Mich.	01/17/2023		01:25	0-0	.000	0-0	.000	0-0	.000	0	0	0	1.0	0	0	0	0	0	0	0.7
at Buffalo	01/31/2023		00:45	0-0	.000	0-0	.000	0-0	.000	0	0	0	0.9	0	0	0	0	0	0	0.6
Totals		0	18:51	2-6	.333	0-3	.000	1-2	.500	0	7	7	0.9	1	0	0	1	2	5	0.6

Player Averages

Games Played	Minutes/game	Points/game	FG Pct	3FG Pct	FT Pct	Rebounds/game	Assists/game	Turnovers/game	Assist/Turnover ratio	Steals/game	Blocks/game
8	2.4	0.6	33.3	0.0	50.0	0.9	0.0	0.0	0.0	0.3	0.1

CAREER STATS

SEASON	TEAM	GP-GS	MIN/AVG	Field Goals		3-Point		F-Throws		Rebounds				Scoring						
				FG-FGA	FG%	3FG-3FGA	3FG%	FT-FTA	FT%	OFF	DEF	TOT	AVG	PF	FO	A	TO	BLK	STL	PTS
2022-23	UA	8-0	19/2.4	2-6	.333	0-3	.000	1-2	.500	0	7	7	0.9	1-0	0	0	1	2	5	0.6
TOTAL		8-0	19/2.4	2-6	.333	0-3	.000	1-2	.500	0	7	7	0.9	1-0	0	0	1	2	5	0.6

Single Game Highs

Statistic	Value	
Points	2	vs Maine 12/19/22, vs Concord 12/30/22
Rebounds	3	vs Concord 12/30/22
Steals	1	at Bradley 12/22/22, vs Eastern Mich. 01/13/23
Blocks	1	vs NIU 01/03/23
FG Made	1	vs Maine 12/19/22, vs Concord 12/30/22
FG Attempts	2	vs Concord 12/30/22
3FG Attempts	1	vs Muskingum 12/04/22, vs Concord 12/30/22, vs Eastern Mich. 01/13/23
FT Made	1	vs Eastern Mich. 01/13/23



13 • XAVIER CASTANEDA • JR • G • CHICAGO, ILL.



SEASON STATS

Opponent	Date	GS	MIN	Total		3-Pointers		Free throws		Rebounds				PF	A	TO	BLK	STL	PTS	AVG
				FG-FGA	PCT	3FG-3FGA	PCT	FT-FTA	PCT	OFF	DEF	TOT	AVG							
South Dakota St.	11/07/2022	*	41:22	9-14	.643	8-12	.667	5-5	1.000	0	1	1	1.0	0	7	2	0	2	31	31.0
vs Mississippi St.	11/11/2022	*	35:18	5-14	.357	3-10	.300	7-10	.700	1	3	4	2.5	2	6	2	0	3	20	25.5
Morgan St.	11/15/2022	*	35:42	2-10	.200	2-8	.250	10-13	.769	0	6	6	3.7	2	2	2	0	2	16	22.3
vs Western Ky.	11/21/2022	*	36:39	6-12	.500	1-4	.250	3-3	1.000	0	4	4	3.8	3	3	2	0	0	16	20.8
vs LSU	11/22/2022	*	36:06	6-16	.375	4-9	.444	12-16	.750	1	5	6	4.2	0	4	3	0	1	28	22.2
vs Nevada	11/23/2022	*	31:01	2-10	.200	2-9	.222	5-7	.714	0	3	3	4.0	2	1	1	0	0	11	20.3
at Marshall	11/30/2022	*	29:41	1-13	.077	1-9	.111	1-4	.250	1	4	5	4.1	2	3	1	0	0	4	18.0
Muskingum	12/04/2022	*	20:56	6-11	.545	5-8	.625	0-0	.000	0	5	5	4.3	0	0	1	1	0	17	17.9
Jackson St.	12/11/2022	*	30:19	5-8	.625	2-4	.500	11-13	.846	1	3	4	4.2	0	2	1	0	1	23	18.4
Wright St.	12/14/2022	*	34:12	5-10	.500	2-6	.333	7-8	.875	0	6	6	4.4	1	3	3	0	2	19	18.5
Maine	12/19/2022	*	28:37	11-15	.733	7-8	.875	4-4	1.000	1	3	4	4.4	0	3	3	0	2	33	19.8
at Bradley	12/22/2022	*	31:02	3-16	.188	3-8	.375	10-11	.909	2	4	6	4.5	0	2	3	0	0	19	19.8
Concord	12/30/2022	*	31:46	3-12	.250	3-9	.333	8-9	.889	1	4	5	4.5	0	3	0	0	1	17	19.5
at Bowling Green	01/10/2023	*	36:39	6-16	.375	3-8	.375	1-1	1.000	0	1	1	4.3	1	5	3	0	2	16	19.3
Eastern Mich.	01/13/2023	*	27:01	5-12	.417	2-9	.222	11-12	.917	1	5	6	4.4	0	5	1	0	0	23	19.5
at Central Mich.	01/17/2023	*	31:30	3-7	.429	1-4	.250	6-9	.667	0	4	4	4.4	3	5	2	0	1	13	19.1
at Western Mich.	01/21/2023	*	36:44	11-25	.440	4-16	.250	6-7	.857	2	5	7	4.5	4	1	1	0	3	32	19.9
Miami (OH)	01/24/2023	*	35:46	8-16	.500	6-13	.462	10-11	.909	1	3	4	4.5	3	2	4	0	0	32	20.6
Ohio	01/28/2023	*	36:05	2-11	.182	2-8	.250	10-11	.909	1	4	5	4.5	1	1	0	0	2	16	20.3
at Buffalo	01/31/2023	*	35:32	10-12	.833	7-8	.875	5-6	.833	2	1	3	4.5	3	1	5	1	0	32	20.9
Totals		20	661:58	109-260	.419	68-170	.400	132-160	.825	15	74	89	4.5	27	59	40	2	22	418	20.9

Player Averages

Games Played	Minutes/game	Points/game	FG Pct	3FG Pct	FT Pct	Rebounds/game	Assists/game	Turnovers/game	Assist/Turnover ratio	Steals/game	Blocks/game
20	33.1	20.9	41.9	40.0	82.5	4.5	3.0	2.0	1.5	1.1	0.1

CAREER STATS

SEASON	TEAM	GP-GS	MIN/AVG	Field Goals		3-Point		F-Throws		Rebounds				Other					Scoring	
				FG-FGA	FG%	3FG-3FGA	3FG%	FT-FTA	FT%	OFF	DEF	TOT	AVG	PF-FO	A	TO	BLK	STL	PTS	AVG
2018-19	USF	38-3	710/18.7	47-141	.333	17-53	.321	53-76	.697	18	42	60	1.6	57-0	65	59	1	19	164	4.3
2019-20	USF	31-15	792/25.5	52-157	.331	25-80	.313	31-46	.674	6	64	70	2.3	53-0	54	53	2	31	160	5.2
2020-21	USF	20-5	475/23.8	54-150	.360	24-62	.387	37-42	.881	4	42	46	2.3	30-0	52	34	2	9	169	8.5
2021-22	UA	34-34	1089/32.0	140-344	.407	75-201	.373	107-130	.823	23	101	124	3.6	59-2	78	50	3	31	462	13.6
2022-23	UA	20-20	662/33.1	109-260	.419	68-170	.400	132-160	.825	15	74	89	4.5	27-0	59	40	2	22	418	20.9
TOTAL FOR UA		54-54	1751/32.4	249-604	.412	143-371	.385	239-290	.824	38	175	213	3.9	86-2	137	90	5	53	880	16.3
TOTAL		143-77	3728/26.1	402-1052	.382	209-566	.369	360-454	.793	66	323	389	2.7	226-2	308	236	10	112	1373	9.6

Single Game Highs

Statistic	Value	
Points	33	vs Maine 12/19/22
Rebounds	7	4 times
Assists	7	vs South Dakota St. 11/07/22
Steals	5	vs Kent St. 03/12/22
Blocks	1	10 times
FG Made	11	vs Maine 12/19/22, at Western Mich. 01/21/23
FG Attempts	25	at Western Mich. 01/21/23
3FG Made	8	vs South Dakota St. 11/07/22
3FG Attempts	16	at Western Mich. 01/21/23
FT Made	12	vs LSU 11/22/22
FT Attempts	16	vs LSU 11/22/22



20 • EVAN WILSON • FR • G • NOBLESVILLE, IND.



SEASON STATS

Opponent	Date	GS	MIN	Total		3-Pointers		Free throws		Rebounds				Scoring							
				FG-FGA	PCT	3FG-3FGA	PCT	FT-FTA	PCT	OFF	DEF	TOT	AVG	PF	A	TO	BLK	STL	PTS	AVG	
vs Mississippi St.	11/11/2022		00:41	0-0	.000	0-0	.000	0-0	.000	0	0	0	0.0	0	0	0	0	0	0	0	0
Muskingum	12/04/2022		08:01	1-5	.200	1-4	.250	0-2	.000	0	0	0	0.0	2	0	1	0	1	3	1.5	
Maine	12/19/2022		03:23	0-0	.000	0-0	.000	0-0	.000	0	1	1	0.3	1	2	0	0	1	0	1.0	
at Bradley	12/22/2022		00:39	0-0	.000	0-0	.000	0-0	.000	0	0	0	0.3	0	0	0	0	0	0	0.8	
Concord	12/30/2022		04:09	1-1	1.000	1-1	1.000	0-0	.000	0	0	0	0.2	1	1	1	0	0	3	1.2	
NIU	01/03/2023		02:20	1-1	1.000	1-1	1.000	0-0	.000	0	0	0	0.2	0	0	0	0	0	3	1.5	
Eastern Mich.	01/13/2023		06:23	1-2	.500	1-2	.500	0-0	.000	0	0	0	0.1	0	0	0	0	0	3	1.7	
at Central Mich.	01/17/2023		01:25	0-1	.000	0-0	.000	0-0	.000	0	0	0	0.1	0	0	0	0	0	0	1.5	
at Buffalo	01/31/2023		00:45	0-0	.000	0-0	.000	0-0	.000	0	0	0	0.1	0	0	0	0	0	0	1.3	
Totals		0	27:46	4-10	.400	4-8	.500	0-2	.000	0	1	1	0.1	4	3	2	0	2	12	1.3	

Player Averages

Games Played	Minutes/game	Points/game	FG Pct	3FG Pct	FT Pct	Rebounds/game	Assists/game	Turnovers/game	Assist/Turnover ratio	Steals/game	Blocks/game
9	3.1	1.3	40.0	50.0	0.0	0.1	0.3	0.2	1.5	0.2	0.0

CAREER STATS

SEASON	TEAM	GP-GS	MIN/AVG	Field Goals		3-Point		F-Throws		Rebounds				Scoring						
				FG-FGA	FG%	3FG-3FGA	3FG%	FT-FTA	FT%	OFF	DEF	TOT	AVG	PF-FO	A	TO	BLK	STL	PTS	AVG
2021-22	UA	6-0	14/2.4	1-4	.250	0-3	.000	0-0	.000	0	0	0	0.0	1-0	2	0	0	1	2	0.3
2022-23	UA	9-0	28/3.1	4-10	.400	4-8	.500	0-2	.000	0	1	1	0.1	4-0	3	2	0	2	12	1.3
TOTAL		15-0	42/2.8	5-14	.357	4-11	.364	0-2	.000	0	1	1	0.1	5-0	5	2	0	3	14	0.9

Single Game Highs

Statistic	Value
Points	3 4 times
Rebounds	1 vs Maine 12/19/22
Assists	2 vs Maine 12/19/22
Steals	1 vs Wheeling 11/18/21, vs Muskingum 12/04/22, vs Maine 12/19/22
FG Made	1 5 times
FG Attempts	5 vs Muskingum 12/04/22
3FG Made	1 4 times
3FG Attempts	4 vs Muskingum 12/04/22
FT Attempts	2 vs Muskingum 12/04/22



22 · MIKAL DAWSON · JR · W · HUNTINGTON, W.VA.

SEASON STATS



Opponent	Date	GS	MIN	Total		3-Pointers		Free throws		Rebounds				PF	A	TO	BLK	STL	PTS	AVG	
				FG-FGA	PCT	3FG-3FGA	PCT	FT-FTA	PCT	OFF	DEF	TOT	AVG								
at Ohio St.	11/09/2021		10:03	1-5	.200	0-3	.000	0-1	.000	1	1	2	2.0	2	0	2	0	0	2	2.0	
Point Park	11/13/2021		20:24	4-8	.500	4-8	.500	0-0	.000	1	1	2	2.0	3	2	1	0	1	12	7.0	
Wheeling	11/18/2021		20:51	2-4	.500	1-3	.333	0-2	.000	1	2	3	2.3	1	1	2	0	1	5	6.3	
vs Fordham	11/22/2021		16:59	0-1	.000	0-0	.000	0-0	.000	1	1	2	2.3	2	2	0	0	2	0	4.8	
vs App State	11/23/2021		14:13	3-7	.429	2-6	.333	0-0	.000	0	3	3	2.4	2	0	0	0	1	8	5.4	
vs Evansville	11/24/2021		24:26	1-3	.333	1-2	.500	0-0	.000	2	2	4	2.7	2	1	1	0	1	3	5.0	
Marshall	12/01/2021		28:20	0-2	.000	0-1	.000	0-0	.000	3	1	4	2.9	2	1	0	0	0	0	4.3	
Southern U.	12/04/2021		22:49	2-6	.333	2-6	.333	1-2	.500	2	3	5	3.1	4	1	2	0	2	7	4.6	
Florida A&M	12/12/2021		10:18	0-2	.000	0-2	.000	0-0	.000	0	1	1	2.9	3	0	0	0	0	0	4.1	
at Wright St.	12/15/2021		28:14	1-5	.200	1-5	.200	0-0	.000	0	1	1	2.7	2	1	0	0	1	3	4.0	
Buffalo	01/01/2022		27:32	3-6	.500	3-6	.500	0-0	.000	1	3	4	2.8	0	0	0	0	1	9	4.5	
Ohio	01/04/2022		34:35	4-11	.364	4-9	.444	2-2	1.000	0	3	3	2.8	1	2	0	0	1	14	5.3	
Ball St.	01/11/2022		21:51	4-6	.667	2-4	.500	0-1	.000	2	2	4	2.9	4	0	2	1	0	10	5.6	
at Kent St.	01/14/2022		21:27	0-2	.000	0-2	.000	0-0	.000	0	0	0	2.7	2	0	1	0	0	0	5.2	
Western Mich.	01/18/2022		22:41	3-7	.429	3-6	.500	0-0	.000	1	2	3	2.7	2	1	1	0	1	9	5.5	
at Bowling Green	01/20/2022		26:11	1-4	.250	1-4	.250	0-0	.000	1	2	3	2.8	1	0	0	0	0	3	5.3	
Eastern Mich.	01/22/2022		17:39	0-2	.000	0-2	.000	0-0	.000	0	2	2	2.7	1	0	2	0	0	0	5.0	
at Central Mich.	01/25/2022		20:11	0-1	.000	0-1	.000	0-0	.000	2	1	3	2.7	1	1	0	0	0	0	4.7	
at Toledo	01/28/2022		27:42	4-9	.444	3-8	.375	3-3	1.000	3	4	7	2.9	2	0	1	0	0	14	5.2	
Miami (OH)	02/04/2022		26:16	0-4	.000	0-4	.000	2-2	1.000	2	3	5	3.1	1	1	0	0	0	2	5.1	
at Miami (OH)	02/06/2022		17:50	0-1	.000	0-1	.000	1-2	.500	1	0	1	3.0	2	2	0	0	2	1	4.9	
at NIU	02/08/2022		23:54	2-5	.400	2-4	.500	0-0	.000	1	2	3	3.0	2	1	1	0	0	6	4.9	
Kent St.	02/11/2022		19:52	1-3	.333	1-3	.333	1-2	.500	1	2	3	3.0	1	1	1	0	1	4	4.9	
at Western Mich.	02/15/2022		21:22	1-2	.500	1-2	.500	0-0	.000	0	3	3	3.0	1	1	2	0	0	3	4.8	
NIU	02/17/2022	*	22:10	2-5	.400	1-4	.250	2-2	1.000	0	0	0	2.8	3	0	1	0	3	7	4.9	
at Eastern Mich.	02/19/2022	*	23:32	1-4	.250	1-4	.250	0-0	.000	0	3	3	2.8	1	1	0	0	2	3	4.8	
Bowling Green	02/22/2022	*	27:28	4-7	.571	4-7	.571	5-6	.833	0	4	4	2.9	3	0	0	0	2	17	5.3	
at Ohio	02/25/2022	*	37:17	5-8	.625	1-4	.250	4-4	1.000	1	4	5	3.0	2	2	2	0	2	15	5.6	
at Ball St.	03/01/2022	*	34:12	4-9	.444	3-8	.375	0-0	.000	1	3	4	3.0	2	1	0	0	4	11	5.8	
Central Mich.	03/04/2022	*	32:27	1-5	.200	1-4	.250	2-4	.500	3	5	8	3.2	1	2	1	0	1	5	5.8	
vs Buffalo	03/10/2022	*	33:38	5-9	.556	3-4	.750	1-2	.500	2	2	4	3.2	1	1	1	0	1	14	6.0	
vs Toledo	03/11/2022	*	28:19	3-6	.500	3-6	.500	0-0	.000	0	5	5	3.3	3	0	0	1	0	9	6.1	
vs Kent St.	03/12/2022	*	28:38	1-2	.500	1-1	1.000	0-0	.000	2	3	5	3.3	0	1	0	0	3	3	6.0	
vs UCLA	03/17/2022	*	31:27	1-4	.250	0-2	.000	0-0	.000	3	2	5	3.4	1	1	1	0	1	2	5.9	
Totals			10	824:47	64-165	.388	49-136	.360	24-35	.686	38	76	114	3.4	61	28	25	2	34	201	5.9

CAREER STATS

SEASON	TEAM	GP-GS	MIN/AVG	Field Goals		3-Point		F-Throws		Rebounds				Scoring						
				FG-FGA	FG%	3FG-3FGA	3FG%	FT-FTA	FT%	OFF	DEF	TOT	AVG	PF-FO	A	TO	BLK	STL	PTS	AVG
2019-20	UA	17-0	75/4.4	2-12	.167	0-7	.000	2-4	.500	7	9	16	0.9	9-0	1	6	1	1	6	0.4
2020-21	UA	23-0	305/13.3	34-81	.420	20-62	.323	10-13	.769	19	31	50	2.2	25-0	14	9	0	10	98	4.3
2021-22	UA	34-10	825/24.3	64-165	.388	49-136	.360	24-35	.686	38	76	114	3.4	61-0	28	25	2	34	201	5.9
TOTAL		74-10	1205/16.3	100-258	.388	69-205	.337	36-52	.692	64	116	180	2.4	95-0	43	40	3	45	305	4.1

Single Game Highs

Statistic	Value	
Points	17	vs Bowling Green 02/22/22
Rebounds	8	vs Central Mich. 03/04/22
Assists	2	9 times
Steals	4	at Ball St. 03/01/22
Blocks	1	at Bowling Green 02/25/20, vs Ball St. 01/11/22, vs Toledo 03/11/22
FG Made	5	at Western Mich. 01/23/21, at Ohio 02/25/22, vs Buffalo 03/10/22
FG Attempts	11	vs Ohio 01/04/22
3FG Made	4	vs Point Park 11/13/21, vs Ohio 01/04/22, vs Bowling Green 02/22/22
3FG Attempts	9	vs Cedarville 12/12/20, vs Ohio 01/04/22
FT Made	5	vs Bowling Green 02/22/22
FT Attempts	6	vs Bowling Green 02/22/22



25 • ENRIQUE FREEMAN • JR • F • CLEVELAND, OHIO



SEASON STATS

Opponent	Date	GS	MIN	Total		3-Pointers		Free throws		Rebounds				PF	A	TO	BLK	STL	PTS	AVG	
				FG-FGA	PCT	3FG-3FGA	PCT	FT-FTA	PCT	OFF	DEF	TOT	AVG								
South Dakota St.	11/07/2022	*	34:07	10-15	.667	0-0	.000	3-4	.750	5	9	14	14.0	4	6	3	1	0	23	23.0	
vs Mississippi St.	11/11/2022	*	27:33	3-5	.600	0-0	.000	3-4	.750	1	2	3	8.5	3	0	2	0	2	9	16.0	
Morgan St.	11/15/2022	*	34:30	7-13	.538	0-0	.000	3-6	.500	7	6	13	10.0	2	2	3	3	1	17	16.3	
vs Western Ky.	11/21/2022	*	35:18	7-8	.875	0-1	.000	4-8	.500	3	8	11	10.3	2	3	2	0	0	18	16.8	
vs LSU	11/22/2022	*	33:60	1-6	.167	0-0	.000	1-4	.250	5	5	10	10.2	1	2	1	1	0	3	14.0	
vs Nevada	11/23/2022	*	35:27	4-11	.364	0-0	.000	1-3	.333	2	7	9	10.0	3	2	2	1	0	9	13.2	
at Marshall	11/30/2022	*	28:17	4-12	.333	0-0	.000	2-4	.500	4	10	14	10.6	4	2	2	0	1	10	12.7	
Muskingum	12/04/2022	*	22:46	3-3	1.000	0-0	.000	2-4	.500	1	3	4	9.8	0	2	2	1	2	8	12.1	
Jackson St.	12/11/2022	*	33:48	7-7	1.000	0-0	.000	3-4	.750	1	8	9	9.7	0	5	0	3	1	17	12.7	
Wright St.	12/14/2022	*	24:04	4-9	.444	0-0	.000	0-0	.000	5	10	15	10.2	4	2	3	0	0	8	12.2	
Maine	12/19/2022	*	24:17	7-12	.583	0-0	.000	0-0	.000	2	6	8	10.0	0	2	3	1	0	14	12.4	
at Bradley	12/22/2022	*	31:02	5-12	.417	0-0	.000	1-3	.333	5	5	10	10.0	1	0	4	0	2	11	12.3	
Concord	12/30/2022	*	24:11	7-8	.875	0-0	.000	4-10	.400	3	7	10	10.0	3	2	2	2	0	18	12.7	
NIU	01/03/2023	*	30:32	10-18	.556	0-0	.000	7-10	.700	4	11	15	10.4	1	2	3	0	3	27	13.7	
at Ball St.	01/06/2023	*	33:44	9-13	.692	0-0	.000	5-6	.833	5	9	14	10.6	4	1	4	2	2	23	14.3	
at Bowling Green	01/10/2023	*	33:17	6-11	.545	0-1	.000	9-10	.900	3	13	16	10.9	2	1	1	1	0	21	14.8	
Eastern Mich.	01/13/2023	*	20:34	5-7	.714	0-0	.000	10-11	.909	3	6	9	10.8	2	1	2	1	0	20	15.1	
at Central Mich.	01/17/2023	*	22:52	2-4	.500	0-0	.000	4-6	.667	2	7	9	10.7	5	0	2	1	1	8	14.7	
at Western Mich.	01/21/2023	*	36:00	3-7	.429	0-0	.000	0-0	.000	4	7	11	10.7	2	2	0	3	1	6	14.2	
Miami (OH)	01/24/2023	*	24:10	5-7	.714	0-0	.000	3-4	.750	3	5	8	10.6	5	2	2	1	0	13	14.2	
Ohio	01/28/2023	*	37:46	14-18	.778	0-0	.000	4-9	.444	4	11	15	10.8	1	2	3	0	0	32	15.0	
at Buffalo	01/31/2023	*	36:26	9-15	.600	0-0	.000	0-2	.000	1	8	9	10.7	2	2	2	2	0	18	15.1	
Totals			22	664:40	132-221	.597	0-2	.000	69-112	.616	73	163	236	10.7	51	43	48	24	16	333	15.1

Player Averages

Games Played	Minutes/ game	Points/ game	FG Pct	3FG Pct	FT Pct	Rebounds/ game	Assists/ game	Turnovers/ game	Assist/Turnover ratio	Steals/ game	Blocks/ game
22	30.2	15.1	59.7	0.0	61.6	10.7	2.0	2.2	0.9	0.7	1.1

CAREER STATS

SEASON	TEAM	GP-GS	MIN/AVG	Field Goals		3-Point		F-Throws		Rebounds				Scoring						
				FG-FGA	FG%	3FG-3FGA	3FG%	FT-FTA	FT%	OFF	DEF	TOT	AVG	PF-FO	A	TO	BLK	STL	PTS	AVG
2019-20	UA	7-0	13/1.9	1-1	1.000	0-0	.000	3-4	.750	1	3	4	0.6	1-0	0	0	1	0	5	0.7
2020-21	UA	23-20	517/22.5	77-104	.740	0-0	.000	27-41	.659	65	146	211	9.2	58-0	7	34	44	12	181	7.9
2021-22	UA	34-34	981/28.8	175-263	.665	0-3	.000	100-154	.649	111	256	367	10.8	100-4	46	64	41	16	450	13.2
2022-23	UA	22-22	665/30.2	132-221	.597	0-2	.000	69-112	.616	73	163	236	10.7	51-2	43	48	24	16	333	15.1
TOTAL		86-76	2176/25.3	385-589	.654	0-5	.000	199-311	.640	250	568	818	9.5	210-6	96	146	110	44	969	11.3

Single Game Highs

Statistic	Value	
Points	32	vs Ohio 01/28/23
Rebounds	21	vs Malone 12/19/20
Assists	6	vs South Dakota St. 11/07/22
Steals	3	vs NIU 01/03/23
Blocks	5	at Central Mich. 01/25/22, at Western Mich. 02/15/22
FG Made	14	vs Ohio 01/28/23
FG Attempts	18	vs NIU 01/03/23, vs Ohio 01/28/23
3FG Attempts	1	5 times
FT Made	10	vs Eastern Mich. 01/13/23
FT Attempts	12	vs Marshall 12/01/21



34 • NATE JOHNSON • FR • F • LIBERTY TWP, OHIO



SEASON STATS

Opponent	Date	GS	MIN	Total		3-Pointers		Free throws		Rebounds				PF	A	TO	BLK	STL	PTS	AVG
				FG-FGA	PCT	3FG-3FGA	PCT	FT-FTA	PCT	OFF	DEF	TOT	AVG							
South Dakota St.	11/07/2022		25:09	3-4	.750	1-2	.500	0-0	.000	0	2	2	2.0	2	1	0	1	1	7	7.0
vs Mississippi St.	11/11/2022		18:51	0-2	.000	0-2	.000	0-0	.000	0	1	1	1.5	1	0	0	0	0	0	3.5
Morgan St.	11/15/2022		21:20	4-6	.667	2-2	1.000	1-2	.500	1	1	2	1.7	2	1	1	0	2	11	6.0
vs Western Ky.	11/21/2022		29:08	3-3	1.000	3-3	1.000	0-0	.000	2	3	5	2.5	2	1	2	0	1	9	6.8
vs LSU	11/22/2022		20:20	0-2	.000	0-0	.000	0-0	.000	5	2	7	3.4	0	0	2	0	0	0	5.4
vs Nevada	11/23/2022		19:18	1-3	.333	0-1	.000	0-0	.000	0	3	3	3.3	4	0	1	0	2	2	4.8
at Marshall	11/30/2022	*	23:59	0-4	.000	0-1	.000	0-0	.000	2	3	5	3.6	1	0	2	0	0	0	4.1
Muskingum	12/04/2022		13:28	4-6	.667	1-2	.500	0-0	.000	1	2	3	3.5	2	0	1	0	0	9	4.8
Jackson St.	12/11/2022		11:27	0-3	.000	0-2	.000	0-0	.000	0	1	1	3.2	0	1	1	0	1	0	4.2
Wright St.	12/14/2022		12:38	0-1	.000	0-0	.000	0-0	.000	0	3	3	3.2	0	1	2	0	1	0	3.8
Maine	12/19/2022		17:36	0-1	.000	0-0	.000	1-2	.500	1	0	1	3.0	2	1	0	0	1	1	3.5
at Bradley	12/22/2022		15:26	0-2	.000	0-1	.000	0-0	.000	0	3	3	3.0	0	0	2	0	0	0	3.3
Concord	12/30/2022		15:48	4-6	.667	1-2	.500	0-0	.000	0	1	1	2.8	1	0	1	0	4	9	3.7
NIU	01/03/2023		29:53	3-6	.500	1-2	.500	1-2	.500	1	1	2	2.8	1	0	0	0	0	8	4.0
at Ball St.	01/06/2023		17:21	2-3	.667	0-0	.000	2-2	1.000	0	1	1	2.7	5	1	1	0	0	6	4.1
at Bowling Green	01/10/2023		15:16	0-1	.000	0-0	.000	2-2	1.000	1	3	4	2.8	4	1	0	0	0	2	4.0
Eastern Mich.	01/13/2023		13:50	2-4	.500	0-2	.000	0-0	.000	1	4	5	2.9	2	2	0	0	0	4	4.0
at Central Mich.	01/17/2023		21:28	2-5	.400	1-4	.250	0-0	.000	1	2	3	2.9	0	1	2	0	3	5	4.1
at Western Mich.	01/21/2023		11:01	1-2	.500	1-1	1.000	0-0	.000	0	0	0	2.7	1	0	0	0	0	3	4.0
Miami (OH)	01/24/2023		17:50	1-3	.333	0-1	.000	0-0	.000	2	2	4	2.8	2	2	0	0	0	2	3.9
Ohio	01/28/2023		22:25	1-1	1.000	1-1	1.000	0-0	.000	1	3	4	2.9	0	3	2	0	1	3	3.9
at Buffalo	01/31/2023		19:25	4-5	.800	2-2	1.000	0-0	.000	2	4	6	3.0	2	1	3	0	0	10	4.1
Totals		1	412:56	35-73	.479	14-31	.452	7-10	.700	21	45	66	3.0	34	17	23	1	17	91	4.1

Player Averages

Games Played	Minutes/game	Points/game	FG Pct	3FG Pct	FT Pct	Rebounds/game	Assists/game	Turnovers/game	Assist/Turnover ratio	Steals/game	Blocks/game
22	18.8	4.1	47.9	45.2	70.0	3.0	0.8	1.0	0.7	0.8	0.0

CAREER STATS

SEASON	TEAM	GP-GS	MIN/AVG	Field Goals		3-Point		F-Throws		Rebounds				Scoring						
				FG-FGA	FG%	3FG-3FGA	3FG%	FT-FTA	FT%	OFF	DEF	TOT	AVG	PF-FO	A	TO	BLK	STL	PTS	AVG
2022-23	UA	22-1	413/18.8	35-73	.479	14-31	.452	7-10	.700	21	45	66	3.0	34-1	17	23	1	17	91	4.1
TOTAL		22-1	413/18.8	35-73	.479	14-31	.452	7-10	.700	21	45	66	3.0	34-1	17	23	1	17	91	4.1

Single Game Highs

Statistic	Value
Points	11 vs Morgan St. 11/15/22
Rebounds	7 vs LSU 11/22/22
Assists	3 vs Ohio 01/28/23
Steals	4 vs Concord 12/30/22
Blocks	1 vs South Dakota St. 11/07/22
FG Made	4 4 times
FG Attempts	6 4 times
3FG Made	3 vs Western Ky. 11/21/22
3FG Attempts	4 at Central Mich. 01/17/23
FT Made	2 at Ball St. 01/06/23, at Bowling Green 01/10/23
FT Attempts	2 5 times



JOHN GROCE

Head Coach

Sixth Season at Akron

15th Season Overall

Taylor '94

Groce became the Akron Zips 22nd head coach on April 6, 2017. He completed his fifth season at Akron with a 94-59 overall record, including a 63-25 mark over the last three seasons.

In Mid-American Conference play, the Zips are 54-38 under Groce and 40-16 over the last three years, owning the best winning percentage (.714) in the league.

Groce has a long track record of building championship caliber teams and

all-around successful young men. The program's mission "to be impactful", and the vision "OneAkron", resonates with everyone involved in the program as he is notorious for saying "It takes a village."

In 2022, The University of Akron basketball program claimed the 2022 MAC Men's Basketball Tournament Championship and advanced to the 2022 NCAA Tournament for the fifth time in program history. Akron entered NCAA Tournament as a No. 13 seed and played against the No. 4 seed UCLA Bruins in the First Round of the East Region at the Moda Center in Portland, Oregon on March 17, 2022. The Zips fell 57-53. Akron won eight consecutive games entering the NCAA Tournament, including the last five regular season games and the three MAC Tournament games. The Zips finished the season with a 24-10 overall record and 14-6 record in league play.

In 2020, the Zips matched the best regular season record in program history at 24-7. Groce led the Zips to five consecutive Mid-American Conference Tournaments, earning the No. 4 seed and defeating fifth-seeded Buffalo (70-68) in the quarterfinal round, top-seeded Toledo (70-62) in the semifinal round and second-seeded Kent State (75-55) in the finals. Akron earned No. 1 seed in 2020 - the 2020 MAC Tournament was canceled due to the COVID-19 pandemic.

During his 27-year coaching career, he has helped coach teams to 19 postseason appearances in 24 opportunities, including six regular season conference championships, eight conference tournament championships, a National Runner-up, an Elite 8, an NCAA Sweet 16 and seven Round of 32 appearances. Over 27 years his teams have not only shown consistent success on the court but have demonstrated sustained excellence in the classroom as well.

Prior to joining the Zips, Groce was head men's basketball coach at the University of Illinois for five seasons. During his tenure at Illinois, he led the Illini to an average of 19 wins per season along with postseason appearances in four of his five years in Champaign, owning a 95-75 record.

He arrived at Illinois after four seasons as head coach at Ohio University, where he led the Bobcats to an 85-56 overall record as well as Mid-American Conference Tournament titles and NCAA Tournament appearances in 2010 and 2012. Groce pursued building a championship program in all phases. There were signature wins on the court, player development improvements, recruiting success, and achievement in the classroom as well.

Ohio was the story of the 2012 Tournament, advancing to the Sweet 16 as a No. 13 seed with victories over No. 4 seed Michigan followed by No. 12 seed South Florida. The Bobcats made a strong push for the Elite Eight before falling to No. 1 seed North Carolina in overtime in the regional semifinal. It marked just the second time in Ohio's school history and first since 1964 that the Bobcats won multiple games in the NCAA Tournament. Ohio finished the 2012 season with a school-record 29 wins and was known for its pressure defense, ranking second nationally in turnover percentage and third in steals percentage.

Ohio also made noise in the 2010 postseason. Playing in the school's first NCAA Tournament game in five seasons, the Bobcats received a No. 14 seed and defeated No. 3 seed Georgetown. With the 2010 and 2012 NCAA performances, Ohio became just the sixth school ever to win Tournament games as both a 13 and 14 seed.

Groce earned his first head-coaching job at Ohio following four seasons on Thad Matta's staff at Ohio State from 2005-08, the first two as assistant coach and last two as associate head coach. During Groce's time in Columbus the Buckeyes amassed a record of 105-35, advanced to the NCAA Championship game in 2007 and second round in 2006, claimed back-to-back outright Big Ten Championships in 2006 and 2007 and won the NIT in 2008.

Groce played a key role in recruiting many of the top players at Ohio State and was named Rivals' 2006 National Recruiter of the Year.

Groce earned a bachelor's degree in mathematics from Taylor in 1994. He and his wife, Allison, have two sons, Conner and Camden, and a daughter, Cate.

THE JOHN GROCE FILE

COACHING EXPERIENCE

2018-present	Akron	Head Coach
2013-17	Illinois	Head Coach
2009-12	Ohio	Head Coach
2007-08	Ohio State	Associate Head Coach
2005-06	Ohio State	Assistant Coach
2002-04	Xavier	Assistant Coach
2001	Butler	Assistant Coach
1997-00	N.C. State	Assistant Coach
1994-96	Taylor	Assistant Coach

YEAR-BY-YEAR COACHING RECORD

Year	Team	Overall	Conference	Finish/Postseason
2008-09	Ohio	15-17 (.468)	7-9 (.438)	6th East
2009-10	Ohio	22-15 (.595)	7-9 (.438)	5th East, NCAA Second Round
2010-11	Ohio	19-16 (.543)	9-7 (.563)	3rd East, CIT Quarterfinals
2011-12	Ohio	29-8 (.784)	11-5 (.688)	3rd East, NCAA Sweet 16
Ohio Totals (4 seasons)		85-56 (.603)	34-30 (.531)	
2012-13	Illinois	23-13 (.639)	8-10 (.444)	T7th, NCAA Third Round
2013-14	Illinois	20-15 (.571)	7-11 (.389)	T8th, NIT Second Round
2014-15	Illinois	19-14 (.576)	9-9 (.500)	T7th, NIT First Round
2015-16	Illinois	15-19 (.441)	5-13 (.278)	12th
2016-17	Illinois	18-14 (.563)	8-10 (.444)	9th
Illinois (5 seasons)		97-76 (.561)	37-53 (.411)	
2017-18	Akron	14-18 (.438)	6-12 (.333)	6th East
2018-19	Akron	17-16 (.515)	8-10 (.444)	4th East
2019-20	Akron	24-7 (.770)	14-4 (.760)	1st, MAC Champions
2020-21	Akron	15-8 (.667)	12-6 (.667)	3rd in MAC
2021-22	Akron	24-10 (.714)	14-6 (.727)	t-3rd, NCAA First Round
2022-23	Akron	16-6 (.667)	8-1 (.800)	
Akron (5 seasons)		110-65 (.619)	62-39 (.597)	
Career Totals (12 seasons)		231-197 (.593)	133-122 (.513)	

BIRTHDATE: Sept. 7, 1971 **EDUCATION:** Taylor University, B.S. in mathematics, 1994
HOMETOWN: Danville, Ind. **PLAYING CAREER:** 1991-93 Basketball (Taylor)
FAMILY: Wife- Allison, Children- Conner, Camden, and Cate



Groce ALL-Time Record vs Opponents

THE NUMBERS ON AKRON HOOPS...

4 Akron has won three MAC tournament titles to represent the league in the NCAA Tournament.

17 The number of times the Zips have finished in the top-three in the MAC East since divisional play began during the 1997-98 season.

19 Only 10 teams had at least 19 wins every season since the start of the 2004-05 campaign, including the Zips.

21 Akron was one of just four programs in all of Division I basketball to post at least 21 wins in 12 straight-seasons.

87 Akron has posted 87 winning seasons in 121 years of basketball.

86.6 The Zips have a home winning percentage of 86.6 since the start of the 2004-05 campaign (253-38).

137 The number of wins in league play the Zips have posted since the start of the 2012 MAC schedule 137-68, .696).

217 Akron has posted 217 wins in conference play since the 2004-05 season (217-104 .). The Zips' 217 wins are the most in the league during that stretch.

253 Akron has posted 253 home wins since the 2004-05 campaign (253-38, .866).

428 The number of wins the Zips have posted since the start of the 2004-05 season, the most victories in the MAC.

711 The number of consecutive games that Akron has made at least one 3-point basket.

1,689 The Zips have won 1,689 games in their 122 seasons of basketball. Akron was the 56th Division I program to post 1,500 all-time wins.

Opponent	UA W-L	TOT W-L			
Akron	0-0	6-4	Minnesota	0-0	6-3
Alabama	0-0	0-1	Mississippi State	0-1	0-1
Alabama State	1-0	2-0	Mississippi Valley State	1-0	1-0
American	0-0	1-0	Missouri	0-0	4-1
Appalachian State	1-1	1-1	Morgan State	1-0	2-0
Arkansas State	0-0	1-0	Muskingum	0-0	0-0
Auburn	0-0	2-0	Nebraska	0-0	5-3
Austin Peay	0-0	2-1	Nevada	0-2	0-2
BYU	0-0	1-0	Norfolk State	0-0	2-0
Ball State	5-4	8-7	North Carolina	0-0	0-1
Baylor	0-0	1-0	North Carolina Central	1-0	1-0
Boston U.	0-0	1-0	North Carolina A&T	0-0	2-0
Bowling Green	9-3	12-9	North Carolina State	0-0	1-0
Bradley	0-1	1-1	North Dakota State	0-0	1-0
Brown	0-0	1-0	North Florida	0-0	0-1
Bucknell	0-0	1-0	Northern Illinois	5-3	9-3
Buffalo	4-8	9-12	Northern Iowa	0-0	1-0
Butler	0-0	1-0	Northern Kentucky	0-0	1-0
Carnegie Mellon	1-0	1-0	Northwestern	0-0	5-3
Cedarville	2-0	2-0	Notre Dame	0-0	0-1
Central Michigan	7-1	10-3	Oakland	0-0	1-1
Chaminade	0-0	1-0	Ohio	7-4	7-4
Chattanooga	1-0	1-1	Ohio Valley	0-0	1-0
Chicago State	1-0	3-0	Ohio State	0-1	2-7
Clemson	0-1	0-2	Oregon	0-0	0-2
Cleveland State	1-0	1-0	Penn State	0-0	4-3
Colgate	0-0	1-0	Pittsburgh	0-0	0-1
Colorado	0-0	1-0	Point Park	1-0	1-0
Concord	3-0	3-0	Portland	0-0	1-0
Coppin State	0-0	1-0	Princeton	0-1	0-1
Dartmouth	0-0	1-0	Providence	0-0	0-1
Davidson	0-1	0-1	Purdue	0-0	3-5
Dayton	0-1	0-1	Robert Morris	0-0	0-3
Delaware	0-0	2-1	Rutgers	0-0	3-1
Detroit Mercy	1-0	2-0	St. Bonaventure	1-1	1-2
Eastern Kentucky	0-0	2-1	St. Francis (N.Y.)	0-0	2-0
Eastern Michigan	8-3	10-5	St. Francis (Pa.)	0-0	1-0
East Tennessee State	0-0	0-1	Santa Clara	0-0	1-0
Elon	0-0	1-0	South Carolina Upstate	1-0	1-0
Evansville	1-0	1-0	South Dakota	0-0	1-0
Fordham	0-1	0-1	South Dakota State	1-0	1-0
Florida State	0-0	0-1	South Florida	0-0	1-0
Florida A&M	1-0	1-0	Southeast Missouri	0-0	1-0
Gardner-Webb	0-0	1-0	Southern	2-0	2-0
George Mason	0-0	0-1	Temple	0-0	0-1
Georgetown	0-0	1-0	Tennessee	0-0	0-1
Georgia Southern	0-0	1-0	Tennessee-Martin	1-0	2-0
Georgia Tech	0-0	1-1	Tennessee State	1-0	1-0
Gonzaga	0-0	1-0	Texas A&M-Corpus Christi	0-0	1-0
Hampton	0-0	1-0	Toledo	1-6	6-7
Hawaii	0-0	1-0	Towson	0-0	0-0
Holy Cross	0-0	1-0	Tulane	1-0	1-0
Illinois State	0-1	2-1	Tulsa	0-0	1-1
Indiana	0-0	3-6	UAB	0-0	1-0
Indiana State	0-0	2-0	UIC	0-0	2-0
Iowa	0-0	4-4	UNC Asheville	0-0	1-0
Iowa State	0-0	0-1	UNLV	0-0	1-0
IPFW	1-1	2-1	USC	0-1	1-1
IUPUI	0-0	2-1	VCU	0-0	1-0
Jacksonville State	1-0	2-0	Valparaiso	0-0	2-0
Kansas	0-0	0-1	Villanova	0-0	0-1
Kennesaw State	0-0	2-0	West Virginia	0-1	0-2
Kent State	6-5	10-10	Western Carolina	0-0	2-0
Lamar	0-0	2-1	Western Kentucky	1-0	1-0
Louisville	0-1	0-3	Western Michigan	6-2	9-4
Liberty	0-1	0-1	Wheeling	1-0	1-0
LSU	0-1	0-1	William & Mary	0-0	1-0
Maine	1-0	1-0	Winthrop	0-0	1-1
Malone	3-0	3-0	Wisconsin	0-0	0-8
Marietta	0-0	1-0	Wright State	2-0	4-0
Massachusetts	1-0	1-0	Xavier	0-0	0-1
Marshall	2-2	4-5	Yale	0-0	1-0
Maryland	0-0	1-3	Youngstown State	1-0	1-0
McKendree	0-0	1-0	TOTAL	110-65	292-197
Merrimack	1-0	1-0			
Miami (Fla.)	0-0	0-2			
Miami (Ohio)	8-3	14-6			
Michigan	0-0	3-9			
Michigan State	0-0	3-4			
Middle Tennessee	0-0	1-0			



LAST TIME AKRON...

Scored 50+ points in a half: 7x Most: vs Point Park (50), 11/13/21 (2nd)
Scored 55+ points in a half: vs. Detroit (58), 12/18/13 (2nd)
Scored 60+ points in a half: vs. Denison (70), 12/7/05 (1st)
Scored 90+ Points: vs. Youngstown State (98), 11/10/18
Scored 90+ Points (MAC): Buffalo (91) 1/28/17
Scored 100+ Points: vs. Point Park (102), 11/13/21
Scored 100+ Points (MAC): at Northern Illinois (101, 2ot), 1/29/03
Scored 110+ Points: vs. Ball State (106, 2ot), 1/27/18
Scored 110+ Points (MAC): vs. Ball State (111, 2ot), 1/27/18
Scored 120+ Points: vs. Denison (123), 12/7/05
Scored 50 points or less: at Gonzaga (43), 12/10/16
Scored 50 points or less (MAC): vs. Ohio (50), 2/22/14
Scored 100 points in consecutive games: vs. Ball State (105, ot), 1/4/03; at Ohio (104, 4ot), 1/8/03
Scored 100 points in 3+ consecutive games: vs. Central Connecticut (100), 12/3/67; vs. Marietta (100), 12/10/67; at Heidelberg (102), 12/13/67
Won a game by 20+ points: vs. Radford (47, 88-41), 11/17/16
Won a game by 30+ points: vs. Chicago State (41, 87-46), 11/16/18
Won by one point: at Buffalo (91-90), 1/28/17
Lost by one point: at Northern Illinois (80-79), 2/13/16
Consecutive games decided by one point: at Bowling Green (W, 69-68), 1/31/15; at Ohio (L, 83-82), 2/4/15
Made 35+ field goals: vs. Point Park (36), 11/13/21
Made 40+ field goals: vs. Denison (46), 12/7/05
Made 45+ field goals: vs. Denison (46), 12/7/05
Made 50+ field goals: vs. Hiram (57), 2/25/61
Shot over 50% from the field: vs. Point Park (.500, 36-72), 11/13/21
Shot over 60% from the field: at IPFW (.643, 36-56), 3/19/14
Shot over 65% from the field: at Kent State (.660, 33-55), 1/24/98
Shot under 30% from the field: at North Dakota State (.298, 17-57), 12/16/14
Made 10+ 3-pointers: vs. Point Park (13) 11/13/21
Made 15+ 3-pointers (4x Last): at Eastern Michigan (18) 2/10/17
Made 20+ 3-pointers: vs. BGSU (20) 3/1/16
Made 0 3-pointers: vs. Purdue, 12/7/00
Shot over 50% from 3-point (10 att): vs. Buffalo (.591, 13-22), 2/24/17
Shot over 60% from 3-point (10 att): at Ohio (.600, 9-15), 1/12/14
Shot over 70% from 3-point (10 att): vs. Ohio (.750, 9-12), 3/10/12
Shot over 75% from 3-point (8 att): vs. Northern Ill. (.778, 7-9), 2/19/90
Made 20+ free throws: vs. Buffalo (20), 2/24/17
Made 25+ free throws: vs. Buffalo (26), 1/28/17
Made 30+ free throws: vs. Youngstown State (35), 12/21/07
Made 35+ free throws: vs. Youngstown State (35), 12/21/07
Made 40+ free throws: vs. Ball State (.905, 19-of-21), 1/27/18
Shot 100% from foul line (min. 10 att.): vs. Bowling Green (10-10), 2/21/17
Had 15+ steals: vs. Bluffton (17), 12/20/14
Had 20+ steals: vs. Tiffin (20), 11/19/06
Had 20+ assists: at Ohio (21), 2/27/13
Had 25+ assists: vs. North Carolina Central (26), 12/8/07
Had 30+ assists: vs. Denison (31), 12/7/05
Had 50+ rebounds: vs. Arkansas-Pine Bluff (50), 12/18/12
Had 60+ rebounds: vs. Coppin State (61), 1/2/13
Won rebounds by +20: vs. Coppin State (29, 61-32), 1/2/13
Lost rebounds by +20: vs. Canisius (20, 27-47), 11/15/08
Had 10+ blocked shots: at Buffalo (10), 2/16/16
Had 15+ blocked shots: vs. Kent State (15), 3/12/11
Had 5 or fewer turnovers: vs. Youngstown State (5), 11/10/18
Had 10 or fewer turnovers: at Western Michigan (8), 1/24/17
Had 20+ turnovers: vs. Miami (Ohio) (20), 2/21/15
Had 25+ turnovers: vs. Arkansas-Pine Bluff (25), 12/18/12
Won in overtime: at Ohio (83-80, 2OT), 1/12/14
Lost in overtime: vs. Ohio State (NIT: 72-63), 3/15/16
Played in two overtimes: vs. Ball State (L, 111-106, 2ot), 1/27/18
Played in three overtimes: vs. Xavier (L, 113-111), 12/21/96
Played in four overtimes: at Ohio (L, 112-104), 1/8/02
Played in five overtimes: at Eastern Kentucky (W, 88-86), 1/26/84
Played consecutive overtime games: vs. Ball State (W, 105-104, ot), 1/4/03; at Ohio (L, 112-104, 4ot), 1/8/03
Overcame a 10+ point deficit to win: Trailed 38-27 vs. CMU, won 89-85, 11/10/17
Overcame a 15+ point deficit to win: Trailed 52-37 at NIU, won 76-73, 1/31/17
Overcame a 20+ point deficit to win: Trailed 32-12 vs. Buffalo, won 68-64, 1/26/13

LAST TIME AN OPPONENT...

Scored 50+ points in a half: vs. Davidson (52), 12/25/17 (2nd)
Scored 55+ points in a half: vs. USC (55), 12/22/17 (2nd)
Scored 60+ points in a half: at Louisville (65), 12/10/05 (2nd)
Scored 90+ Points: Davidson (90), 12/25/17
Scored 90+ Points (MAC): Buffalo (90), 1/28/17
Scored 100+ Points: at Louisville (111), 12/10/05
Scored 100+ Points (MAC): at Northern Illinois (100, 2ot), 1/29/03
Scored 110+ Points: at Louisville (111), 12/10/05
Scored 110+ Points (MAC): vs. Ball State (111, 2ot), 1/27/18
Scored 120+ Points: at Eastern Kentucky (122), 1/19/80
Scored 50 points or less: vs. Radford (41), 1/28/17
Scored 50 points or less (MAC): vs. Miami (46), 1/23/16
Scored 100 points in consecutive games: vs. Ball State (104, ot), 1/4/03; at Ohio (112, 4ot), 1/8/03
Scored 100 points in consecutive games (MAC): vs. Ball State (104, ot), 1/4/03; at Ohio (112, 4ot), 1/8/03
Scored 100 points in 3+ consecutive games: Never
Won a game by 20+ points: vs. USC (31, 84-53), 12/21/17
Won a game by 30+ points: at South Carolina (32, 78-45), 12/28/13
Made 35+ field goals: at Buffalo (38), 2/19/14
Made 40+ field goals: at Louisville (40), 12/10/05
Made 45+ field goals: at Marshall (47), 12/21/51
Made 50+ field goals: Never
Shot over 50% from the field: vs. Davidson (.532, 33-62), 12/25/17
Shot over 60% from the field: at IPFW (.600, 33-55), 3/19/14
Shot over 65% from the field: vs. Ohio (.652, 30-46), 2/12/94
Shot under 30% from the field: vs. Western Michigan (.259, 14-54), 3/11/15
Made 10+ 3-pointers: Davidson (13), 12/25/17
Made 15+ 3-pointers 2x Most: vs. Marshall (12), 12/17/16
Made 0 3-pointers: at Valparaiso, 11/18/11
Shot over 50% from 3-point (10 att): vs. Eastern Michigan (.529, 9-17), 1/19/16
Shot over 60% from 3-point (10 att): at Ohio (.611, 11-18), 2/4/15
Shot over 70% from 3-point (10 att): vs. Toledo (.786, 11-14), 1/20/93
Shot over 75% from 3-point (10 att): at Toledo (.818, 9-11), 1/9/15
Made 20+ free throws: vs. USC (20), 12/25/17
Made 25+ free throws: at Kent State (25), 3/6/15
Made 30+ free throws: at Saint Mary's (32), 11/12/13
Made 35+ free throws: vs. Toledo (36, ot), 3/10/09
Made 40+ free throws: Never
Shot 90% from foul line: vs. Ohio (.900, 18-20), 2/27/15
Shot 100% from foul line (min. 10 att.): at Florida State (10-10), 3/18/08
Had 15+ steals: vs. Arkansas-Pine Bluff (18), 12/18/12
Had 20+ steals: Never
Had 20+ assists: at IPFW (20), 3/19/14
Had 25+ assists: at Northwestern (25), 3/13/12
Had 30+ assists: at Louisville (31), 12/10/05
Had 50+ rebounds: vs. Western Michigan (51), 3/11/11; (50), 1/8/16)
Had 10+ blocked shots: vs. VCU (10), 2/23/08
Had 15+ blocked shots: Never
Had 5 or fewer turnovers: vs. Miami (Ohio) (5), 3/10/07
Had 10 or fewer turnovers 3x Least: vs. UMES (8), 12/22/16
Had 20+ turnovers: vs. Radford (22), 2/14/15
Had 30+ turnovers: vs. Canisius (30), 11/15/08
Overcame a 10+ point deficit to win: YSU trailed 41-30 and won 90-82, 11/12/16
Overcame a 15+ point deficit to win: Western Michigan trailed 37-19 and won 64-60 in overtime, 3/14/14



LAST TIME AN AKRON PLAYER...

SCORING

Scored 20+ Points: Xavier Castaneda (23), vs. Eastern Michigan 1/13/23
Scored 25+ Points: Enrique Freeman (27), vs. Northern Illinois 1/3/23
Scored 30+ Points: Xavier Castaneda (31), vs. South Dakota State, 11/7/22
Scored 35+ Points: Romeo Travis (37), vs. Bowling Green, 2/24/07
Scored 40+ Points: Derrick Tarver (44), vs. Wright State, 12/30/03
Scored 45+ Points: Jimond Ivey (48), vs. Ball State, 1/27/18
Scored 50+ Points: Never

Two players had 20+ points: Xavier Castaneda (43) and Enrique Freeman (22) vs Eastern Michigan, 1/13/23

Three players had 20+ points: Nikola Cvetinovic (27); Brett McClanahan (22); Zeke Marshall (22), vs. Youngstown State, 11/20/10

Two players had 25+ points: Kwan Cheatham (31); Isaiah Johnson (27), UB, 1/28/17

Two players had 30+ points: Rashon Brown (31); David Falknor (30), vs. Western Michigan, 3/4/02

Scored 20+ points, half: Derrick Tarver (27), vs. Wright State, 12/30/03 (1st)

Scored 20+ points in five-straight games: Derrick Tarver (6), 1/10/04-1/28/04

Scored 20+ points in 10+ straight games: Joe Jakubick (17), 1/9/84-3/3/84

Scored in double figures in 10+ straight games: Isaiah Johnson (13), 1/12-2/23/16

Scored in double figures in 15+ straight games: Demetrius "Tree" Treadwell (22), 1/8/14-11/14/14

Scored in double figures in 30+ straight games: Joe Jakubick (30), 3/11/82-3/3/84

All five starters scored in double figures: 2x Isaiah Johnson (15), Antino Jackson (13), Jimond Ivey (13), Kwan Cheatham, Jr. (10), Tavian Dunn-Martin (10); vs. UMS, 12/22/16
 Kwan Cheatham (20), Noah Robotham (14), Isaiah Johnson (13), Jimond Ivey (13), and Antino Jackson (12) vs. Western Michigan 1/24/17

5 players scored in double figures Last: Xavier Castaneda (23), Enrique Freeman (20), Sammy Hunter (14), Trendon Hankerson (13), Greg Tribble (10), Amani Lyles (10); vs. Eastern Michigan 1/13/23

6 players scored in double figures: Xavier Castaneda (23), Enrique Freeman (20), Sammy Hunter (14), Trendon Hankerson (13), Greg Tribble (10), Amani Lyles (10); vs. Eastern Michigan 1/13/23

7 players scored in double figures: Bubba Walther (21), Zach Sowers (12), Matt Futch (11), Nick Dials (10), Dru Joyce (10), Romeo Travis (10), John Rybak (10); vs. Denison, 12/7/05

DOUBLE-DOUBLES

Had a double-double: Jimond Ivey (24 pts., 13 Rebs) vs Chattanooga 11/28/17

Two players with a double-double: Jimond Ivey (14 pts., 12 rebs.), Isaiah Johnson (10 pts., 10 rebs.); vs. Kent State, 3/3/17

Three players with a double-double: Kwan Cheatham, Jr. (16 pts., 12 Rebs); Isaiah Johnson (14 pts, 10 Rebs); Jimond Ivey (12 pts, 11 Rebs) all vs American 11/12/16

20-point, 10-rebound double-double: Enrique Freeman (21 pts., 13 rebs.), vs. BGSU, 1/10/23

25-point, 10-rebound double-double: Enrique Freeman (27 pts., 15 rebs.), vs. NIU 1/3/23

Double-double in points and assists: Dru Joyce (12 pts., 13 ast.), vs. Hampton, 11/27/04

Had a triple-double: Never

SHOOTING

Made 10+ field goals: Emmanuel Olojakpoke (10), vs. Fort Wayne 12/6/17

Made 15+ field goals: Jimond Ivey (15), at Ball State, 1/27/18

Attempted 20+ field goals: Jimond Ivey (23), at Ball State, 1/27/18

Attempted 25+ field goals: Derrick Tarver (25), at Ball State, 3/8/04

Made 5+ 3-pointers: Daniel Utomi (5), at EMU (2/10/17)

Made 7+ 3-pointers: Jimond Ivey (9), vs Ball State 1/27/18

Made 10+ 3-pointers: Bryan Trimble, Jr. (10), vs. Bowling Green, 1/20/22

Attempted 10+ 3-pointers: Josh Williams (10), vs. CMU, 1/10/17

Attempted 12+ 3-pointers: Jimond Ivey (12), vs Ball State 1/27/18

Attempted 15+ 3-pointers: Derrick Tarver (15), vs. Wright State, 12/30/03

Made a 3-pointer in 10+ straight games: Kwan Cheatham (14), 12/3/16-1/28/17

Made a 3-pointer in 15+ straight games: Steve McNees (16), 1/3/11-2/26/11

Made a 3-pointer in 20+ straight games: Brett McClanahan (20), 11/12/10-1/26/11

Shot 100% from 3-point range (min. 5 att.): Jake Kretzer (5-5), at Ohio, 2/27/13

FREE THROWS

Made 10+ free throws: Xavier Castaneda (11-of-12), vs. EMU, 1/13/23

Made 15+ free throws: Romeo Travis (16), vs. Bowling Green, 2/24/07

Made 20+ free throws: Jim Fenton (20), vs. John Carroll, 1/6/54

Made 20+ consecutive free throws: Darryl Roberts (30), 1/22/11-3/11/11

Made 30+ consecutive free throws: Darryl Roberts (30), 1/22/11-3/11/11

Attempted 15+ free throws: Isaiah Johnson (11-of-16), vs. CMU, 1/10/17

Attempted 20+ free throws: Romeo Travis (23), vs. Bowling Green, 2/24/07

Shot 100% from the foul line (min. 10 att.): Johnny Hollingsworth (10-10), vs. Marshall, 3/5/03

REBOUNDS

Had 10+ rebounds: Kwan Cheatham, Jr. (13), vs Ohio 2/4/17

Had 15+ rebounds: Isaiah Johnson (16), vs. Eastern Michigan 3/10/16

Had 20+ rebounds: Enrique Freeman (21) vs Malone 12/19/20; Bryan Roth (21), vs. Eastern Kentucky, 2/9/85

Had 25+ rebounds: Roger Johnson (25), vs. Ill. Wesleyan, 1/4/69

Had 10+ rebounds in three-consecutive games: Demetrius "Tree" Treadwell, 12/16/13-12/23/13

Had 10+ rebounds in four-consecutive games: Demetrius "Tree" Treadwell, 1/15/14-1/25/14

Had 10+ rebounds in five-consecutive games: Demetrius "Tree" Treadwell, 2/1/14-2/15/14

Two players had 10+ rebounds: Quincy Diggs (12), Demetrius "Tree" Treadwell (11); at Miami (Ohio), 2/26/14

Three players had 10+ rebounds: Jake Kretzer (12), Zeke Marshall (12), Nick Harney (11); vs. Coppin State, 1/2/13

ASSISTS

Had 7+ assists: Isaiah Johnson vs. Lipscomb (8), 1/3/17

Had 10+ assists: Alex Abreu (10), at Northwestern, 3/13/12

Had 12+ assists: Wendell Bates (12), vs. Kent State, 12/18/79

Had 15+ assists: Never

BLOCKED SHOTS

Had 5 blocked shots: Demetrius "Tree" Treadwell (5), at EMU, 1/22/14

Had 6 blocked shots: Zeke Marshall (6), vs. Buffalo, 1/26/13

Had 7 blocked shots: Zeke Marshall (7), vs. Kent State, 3/15/13

Had 8 blocked shots: Zeke Marshall (9), at Toledo, 1/23/13

Had 10+ blocked shots: Never

STEALS

Had 5 steals: Antino Jackson (5), at Miami, 1/14/17

Had 6 steals: Alex Abreu (6), at Mississippi State, 11/9/11

Had 7 steals: Jimmal Ball (7), at Buffalo, 1/24/00

Had 8 steals: Jimmal Ball (9), at Eastern Michigan, 1/19/00

LAST TIME AN OPPOSING PLAYER...

Scored 20+ Points: Braylon Rayson (27), at Central Michigan 1/10/17

Scored 30+ Points: Marcus Keene (33), at Central Michigan, 1/10/17; Blake Hamilton (33) 1/28/17; Jaaron Simmons (38) 2/4/17

Scored 40+ Points: Carlos Medlock (42), vs. Eastern Michigan, 3/11/10

Scored 50+ Points: Never

Had a double-double: Kenny Carpenter (CSU) (11 points and 12 rebounds) 11/11/17

Made 10+ field goals: Blake Hamilton (13) Buffalo 1/28/17; Jaaron Simmons (10) 2/4/17

Attempted 20+ field goals: Josh Hart (21) at Villanova, 11/22/15

Made 5+ 3-pointers: Jaaron Simmons (5-of-5) Ohi 2/4/17

Attempted 10+ 3-pointers: Anthlon Bell (13) at Arkansas, 11/18/15

Made 10+ free throws: Raven Lee (13), at Eastern Michigan, 2/14/15

Attempted 15+ free throws: D.J. Newbill (15), at Penn State, 11/25/14

Shot 100% from the foul line (min. 10 att.): Braylon Rayson (10-10), at Central Michigan, 1/12/16

Had 10+ rebounds: Kenny Carpenter (12) vs. Cleveland State, 11/11/17

Had 15+ rebounds: Jordan Fouse (16), at Green Bay, 11/24/15

Had 20+ rebounds: Reggie Keely (20), vs. Ohio, 2/14/10

Had 10+ assists: D.J. Cooper (10), at Ohio, 2/26/12

Had 5+ blocked shots: Jimmy Hall (5), at Kent State, 3/6/15

Had 5+ steals: Cameron Morse (5), at YSU, 11/12/16



**2022-23 Akron Men's Basketball
Category Leaders
All games**

Points

##	Player	G	Pts	Pts/G
13	Castaneda, Xavier	20	418	20.9
25	Freeman, Enrique	22	333	15.1
4	Hankerson, Trendon	22	201	9.1
11	Hunter, Sammy	22	155	7.0
2	Tribble, Greg	22	144	6.5
5	Johnson, Tavari	21	124	5.9
34	Johnson, Nate	22	91	4.1
0	Lyles, Amani	20	44	2.2
3	Mitchell, Kobe	17	38	2.2
1	Clarke, Garvin	13	23	1.8
20	Wilson, Evan	9	12	1.3
12	Mayfield, Pat	8	5	0.6

Scoring Average

##	Player	G	Pts	Pts/G
13	Castaneda, Xavier	20	418	20.9
25	Freeman, Enrique	22	333	15.1
4	Hankerson, Trendon	22	201	9.1
11	Hunter, Sammy	22	155	7.0
2	Tribble, Greg	22	144	6.5
5	Johnson, Tavari	21	124	5.9
34	Johnson, Nate	22	91	4.1
3	Mitchell, Kobe	17	38	2.2
0	Lyles, Amani	20	44	2.2
1	Clarke, Garvin	13	23	1.8
20	Wilson, Evan	9	12	1.3
12	Mayfield, Pat	8	5	0.6

Field Goal Percentage

##	Player	FG	Att	Pct
25	Freeman, Enrique	132	221	.597
0	Lyles, Amani	15	31	.484
34	Johnson, Nate	35	73	.479
5	Johnson, Tavari	50	117	.427
13	Castaneda, Xavier	109	260	.419
20	Wilson, Evan	4	10	.400
11	Hunter, Sammy	58	151	.384
2	Tribble, Greg	53	138	.384
4	Hankerson, Trendon	66	176	.375
12	Mayfield, Pat	2	6	.333
3	Mitchell, Kobe	12	38	.316
1	Clarke, Garvin	8	36	.222

Field Goal Attempts

##	Player	G	Att	Att/G
13	Castaneda, Xavier	20	260	13.0
25	Freeman, Enrique	22	221	10.0
4	Hankerson, Trendon	22	176	8.0
11	Hunter, Sammy	22	151	6.9
2	Tribble, Greg	22	138	6.3

Field Goals Made

##	Player	G	Made	Made/G
25	Freeman, Enrique	22	132	6.0
13	Castaneda, Xavier	20	109	5.5
4	Hankerson, Trendon	22	66	3.0
11	Hunter, Sammy	22	58	2.6
2	Tribble, Greg	22	53	2.4

3-Point FG Percentage

##	Player	3FG	Att	Pct
20	Wilson, Evan	4	8	.500
34	Johnson, Nate	14	31	.452
13	Castaneda, Xavier	68	170	.400
4	Hankerson, Trendon	48	129	.372
5	Johnson, Tavari	18	49	.367
3	Mitchell, Kobe	10	34	.294
11	Hunter, Sammy	28	97	.289
1	Clarke, Garvin	3	22	.136
2	Tribble, Greg	1	12	.083

3-Point FG Attempts

##	Player	G	Att	Att/G
13	Castaneda, Xavier	20	170	8.5
4	Hankerson, Trendon	22	129	5.9
11	Hunter, Sammy	22	97	4.4
5	Johnson, Tavari	21	49	2.3
3	Mitchell, Kobe	17	34	2.0

3-Point FG Made

##	Player	G	Made	Made/G
13	Castaneda, Xavier	20	68	3.4
4	Hankerson, Trendon	22	48	2.2
11	Hunter, Sammy	22	28	1.3
5	Johnson, Tavari	21	18	0.9
34	Johnson, Nate	22	14	0.6



2022-23 Akron Men's Basketball
Category Leaders
All games

Free Throw Percentage

##	Player	Made	Att	Pct
3	Mitchell, Kobe	4	4	1.000
13	Castaneda, Xavier	132	160	.825
4	Hankerson, Trendon	21	28	.750
2	Tribble, Greg	37	51	.725
34	Johnson, Nate	7	10	.700
0	Lyles, Amani	14	20	.700
25	Freeman, Enrique	69	112	.616
11	Hunter, Sammy	11	18	.611
5	Johnson, Tavari	6	10	.600
1	Clarke, Garvin	4	7	.571
12	Mayfield, Pat	1	2	.500

Free Throw Attempts

##	Player	G	Att	Att/G
13	Castaneda, Xavier	20	160	8.0
25	Freeman, Enrique	22	112	5.1
2	Tribble, Greg	22	51	2.3
4	Hankerson, Trendon	22	28	1.3
0	Lyles, Amani	20	20	1.0

Free Throws Made

##	Player	G	Made	Made/G
13	Castaneda, Xavier	20	132	6.6
25	Freeman, Enrique	22	69	3.1
2	Tribble, Greg	22	37	1.7
4	Hankerson, Trendon	22	21	1.0
0	Lyles, Amani	20	14	0.7

Rebounds

##	Player	G	Reb	Reb/G
25	Freeman, Enrique	22	236	10.7
4	Hankerson, Trendon	22	98	4.5
13	Castaneda, Xavier	20	89	4.5
34	Johnson, Nate	22	66	3.0
2	Tribble, Greg	22	62	2.8

Assists

##	Player	G	Ast	Ast/G
13	Castaneda, Xavier	20	59	3.0
2	Tribble, Greg	22	50	2.3
4	Hankerson, Trendon	22	48	2.2
25	Freeman, Enrique	22	43	2.0
5	Johnson, Tavari	21	42	2.0

Rebounds Average

##	Player	G	Reb	Reb/G
25	Freeman, Enrique	22	236	10.7
4	Hankerson, Trendon	22	98	4.5
13	Castaneda, Xavier	20	89	4.5
34	Johnson, Nate	22	66	3.0
2	Tribble, Greg	22	62	2.8

Steals

##	Player	G	Stl	Stl/G
13	Castaneda, Xavier	20	22	1.1
5	Johnson, Tavari	21	21	1.0
2	Tribble, Greg	22	20	0.9
4	Hankerson, Trendon	22	18	0.8
34	Johnson, Nate	22	17	0.8

Offensive Rebounds

##	Player	G	OReb	OReb/G
25	Freeman, Enrique	22	73	3.3
34	Johnson, Nate	22	21	1.0
11	Hunter, Sammy	22	20	0.9
2	Tribble, Greg	22	17	0.8
13	Castaneda, Xavier	20	15	0.8

Blocked Shots

##	Player	G	Blk	Blk/G
25	Freeman, Enrique	22	24	1.1
4	Hankerson, Trendon	22	12	0.5
0	Lyles, Amani	20	7	0.4
2	Tribble, Greg	22	3	0.1
5	Johnson, Tavari	21	3	0.1

Defensive Rebounds

##	Player	G	DReb	DReb/G
25	Freeman, Enrique	22	163	7.4
4	Hankerson, Trendon	22	89	4.0
13	Castaneda, Xavier	20	74	3.7
2	Tribble, Greg	22	45	2.0
34	Johnson, Nate	22	45	2.0

Minutes

##	Player	G	Min	Min/G
4	Hankerson, Trendon	22	720	32:44
25	Freeman, Enrique	22	665	30:13
13	Castaneda, Xavier	20	662	33:06
2	Tribble, Greg	22	626	28:26
11	Hunter, Sammy	22	428	19:26



**2022-23 Akron Men's Basketball
Category Leaders
All games**

Fouls

##	Player	G	PF	PF/G
25	Freeman, Enrique	22	51	2.3
2	Tribble, Greg	22	51	2.3
4	Hankerson, Trendon	22	45	2.0
5	Johnson, Tavari	21	38	1.8
34	Johnson, Nate	22	34	1.5

Turnovers

##	Player	G	TO	TO/G
25	Freeman, Enrique	22	48	2.2
13	Castaneda, Xavier	20	40	2.0
5	Johnson, Tavari	21	38	1.8
4	Hankerson, Trendon	22	30	1.4
2	Tribble, Greg	22	25	1.1

Foul Outs

##	Player	G	FO
25	Freeman, Enrique	22	2
11	Hunter, Sammy	22	1

2021-22 REVIEW

	Overall	Home	Away	Neutral
2020-21 Record	24-10	12-3	5-5	1-2
2020-21 MAC Record	14-6	7-1	5-5	0-0
2020-21 Non-Conference	3-2	2-0	0-0	1-2

2022 Defensive Player of the Year - Enrique Freeman
2022 All-MAC Second Team - Enrique Freeman
2022 All-MAC Honorable Mention - Xavier Castaneda
2022 MAC All-Defensive Team - Enrique Freeman

MAC Finish - 3rd Overall - No. 4 Seed in Tournament
Mid-American Conference Tournament Results:
Quarterfinal Game: W - No. 3 Akron 74, No. 6 Bowling Green 67
Semifinal Game: L - No. 2 Buffalo 81, No. 3 Akron 81

- Akron claimed the 2022 Mid-American Conference Men's Basketball Tournament Championship and advanced to the 2022 NCAA Tournament for the fifth time in program history..Akron is 40-16 over the last three years in MAC play, owning the best winning percentage (.714) in the league.
- Akron team No. 121 finished the season with a 24-10 overall record and 14-6 record in league play. For the fifth time as a Division I program, the Zips competed in March Madness with an automatic qualifying bid to the NCAA Tournament as a No. 13 seed and played against the No. 4 seed UCLA Bruins in the First Round of the East Region at the Moda Center in Portland, Oregon on March 17, 2022.
- The Zips had three players earn 2022 All-MAC honors: Enrique Freeman who was named MAC Defensive Player of the Year, MAC Tournament MVP and Second Team All-MAC; Ali Ali was named second-team All-MAC; Xavier Castaneda was an honorable mention selection.
- Freeman ranked No. 1 in the nation in field goal percentage (.665) and landed in the NCAA Top 20 in six categories: No. 4 total rebounds (367), No. 6 rebounds per game (10.8), No. 8 double-doubles (18), No. 9 defensive rebounds per game (7.53) and No. 19 offensive rebounds per game (3.26). Freeman was one of 13 players in the NCAA to average a double-double in points (13.2) and rebounds (10.8). He led the MAC in 5-of-6 categories, ranking No. 2 in offensive rebounds per game.



Akron - 2022-23 Men's Basketball Ranking Summary thru games 02/01/2023

Statistic	National Rank	Conference Rank	Value	National Leader	Value	Conference Leader	Value
Assist/Turnover Ratio (352 ranked)	86	3	1.19	Virginia	1.75	Toledo	1.50
Assists Per Game (352 ranked)	170	5	13.4	Xavier	20.8	Buffalo Toledo	15.3 15.3
Bench Points per game (352 ranked)	283	11	15.59	Fla. Atlantic	38.18	Ohio	25.59
Blocks Per Game (352 ranked)	250	9	2.6	Utah Valley	6.4	Ball St.	4.2
Effective FG pct (352 ranked)	177	9	0.510	Colgate	0.581	Toledo	0.556
Fastbreak Points (352 ranked)	182	9	9.23	TCU	20.86	Buffalo	17.55
Field Goal Percentage (352 ranked)	247	11	43.3	Gonzaga	51.8	Toledo	48.8
Field Goal Percentage Defense (352 ranked)	89	2	41.8	Tennessee	34.8	Kent St.	39.4
Fouls Per Game (352 ranked)	78	1	15.5	Creighton	12.6	Akron	15.5
Free Throw Attempts Per Game (352 ranked)	106	6	19.3	UTRGV	26.3	Ball St.	24.9
Free Throw Percentage (352 ranked)	151	7	72.2	Villanova	83.1	Miami (OH)	77.2
Free Throws Made Per Game (352 ranked)	98	5	13.9	UTRGV	18.5	Ball St.	16.6
Rebound Margin (352 ranked)	100	2	3.2	Purdue	11.5	Western Mich.	7.6
Rebounds (Defensive) Per Game (352 ranked)	110	4	25.91	Alabama	31.91	Buffalo	26.68
Rebounds (Offensive) Per Game (352 ranked)	174	8	10.32	Saint Peter's	14.19	Western Mich.	12.86
Rebounds Per Game (352 ranked)	120	6	36.23	Alabama	45.32	Western Mich.	38.64
Scoring Defense (352 ranked)	27	1	63.0	North Texas	54.7	Akron	63.0
Scoring Margin (352 ranked)	46	2	9.1	Houston	20.5	Kent St.	11.5
Scoring Offense (352 ranked)	165	9	72.2	Gonzaga	86.3	Toledo	85.0
Steals Per Game (352 ranked)	192	7	6.5	Missouri	11.0	Kent St.	9.3
Three Point Attempts Per Game (352 ranked)	36	1	25.4	Col. of Charleston	30.8	Akron	25.4
Three Point Percentage (352 ranked)	148	5	34.8	Utah St.	41.5	Toledo	38.1
Three Point Percentage Defense (352 ranked)	164	3	33.3	Tennessee	22.5	Kent St.	31.4
Three Pointers Per Game (352 ranked)	44	1	8.8	Cornell	11.5	Akron	8.8
Turnover Margin (352 ranked)	69	3	2.0	Missouri	6.6	Kent St.	5.5
Turnovers Forced Per Game (352 ranked)	154	6	13.23	SFA	19.00	Kent St.	16.55
Turnovers Per Game (352 ranked)	47	3	11.3	Penn St.	8.6	Toledo	10.2
Winning Percentage (351 ranked)	51	2	72.7	Purdue	95.7	Kent St.	81.8

Statistic	Player	National Rank	Conference Rank	Value	National Leader	Value	Conference Leader	Value
Assist/Turnover Ratio (350 ranked)					Dalvin White, Chattanooga	3.67	RayJ Dennis, Toledo	3.17
Assists (335 ranked)					Yuri Collins, Saint Louis	213	RayJ Dennis, Toledo	130
Assists Per Game (350 ranked)					Yuri Collins, Saint Louis	10.1	RayJ Dennis, Toledo	5.9
Blocks (335 ranked)	Enrique Freeman	157	4	24	Jamarion Sharp, Western Ky.	85	Demarius Jacobs, Ball St.	32
Blocks Per Game (347 ranked)	Enrique Freeman	167	4	1.09	Jamarion Sharp, Western Ky.	4.05	Demarius Jacobs, Ball St.	1.45
Double Doubles (297 ranked)	Enrique Freeman	17	1	10	Joel Soriano, St. John's (NY) Zach Edey, Purdue	18 18	Enrique Freeman, Akron	10
Field Goal Attempts (348 ranked)	Xavier Castaneda	222	11	260	Antoine Davis, Detroit Mercy	489	RayJ Dennis, Toledo	351
Field Goal Percentage (344 ranked)	Enrique Freeman Xavier Castaneda	26 285	2 13	59.7 41.9	Ryan Kalkbrenner, Creighton	73.9	Dwight Wilson, Ohio	63.7
Field Goals (349 ranked)	Enrique Freeman Xavier Castaneda	105 321	7 16	132 109	Antoine Davis, Detroit Mercy	199	RayJ Dennis, Toledo	163
Free Throw Attempts (337 ranked)	Xavier Castaneda Enrique Freeman	6 102	1 4	160 112	Justin Johnson, UTRGV	197	Xavier Castaneda, Akron	160
Free Throw Percentage (349 ranked)	Xavier Castaneda	134	7	82.5	Walter Clayton Jr., Iona	98.1	Samari Curtis, Bowling Green	93.0
Free Throws (331 ranked)	Xavier Castaneda Enrique Freeman	4 239	1 10	132 69	Drew Pember, UNC Asheville	164	Xavier Castaneda, Akron	132
Minutes Per Game (348 ranked)	Xavier Castaneda Trendon Hankerson	209 242	10 11	33:06 32:44	Daryl Banks III, St. Bonaventure	38:23	Sincere Carry, Kent St.	35:53
Points (345 ranked)	Xavier Castaneda Enrique Freeman	42 217	2 12	418 333	Antoine Davis, Detroit Mercy	598	Emoni Bates, Eastern Mich.	426
Points Per Game (348 ranked)	Xavier Castaneda Enrique Freeman	16 237	1 15	20.9 15.1	Antoine Davis, Detroit Mercy	26.0	Xavier Castaneda, Akron	20.9
Rebounds (349 ranked)	Enrique Freeman	7	1	236	Zach Edey, Purdue	285	Enrique Freeman, Akron	236
Rebounds (Defensive) Per Game (348 ranked)	Enrique Freeman	14	1	7.41	Dillon Jones, Weber St.	10.10	Enrique Freeman, Akron	7.41
Rebounds (Offensive) Per Game (347 ranked)	Enrique Freeman	26	2	3.32	Zach Edey, Purdue	5.45	Dwight Wilson, Ohio	3.71
Rebounds Per Game (350 ranked)	Enrique Freeman	9	1	10.7	Oscar Tshiebwé, Kentucky	13.6	Enrique Freeman, Akron	10.7
Steals (316 ranked)					Kellen Tynes, Maine	66	Maliqé Jacobs, Kent St.	59
Steals Per Game (346 ranked)					Kellen Tynes, Maine	3.00	Maliqé Jacobs, Kent St.	2.81
Three Point Attempts (340 ranked)	Xavier Castaneda Trendon Hankerson	30 188	2 8	170 129	Antoine Davis, Detroit Mercy	259	Lamar Norman Jr., Western Mich.	177
Three Point Percentage (101 ranked)	Xavier Castaneda	46	2	40.0	Jordan Johnson, New Orleans	49.2	Kaden Metheny, Bowling Green	43.3
Three Pointers Per Game (347 ranked)	Xavier Castaneda Trendon Hankerson	8 195	1 10	3.40 2.18	Antoine Davis, Detroit Mercy	4.57	Xavier Castaneda, Akron	3.40
Total 3-point FGM (345 ranked)	Xavier Castaneda Trendon Hankerson	24 181	1 9	68 48	Antoine Davis, Detroit Mercy	105	Xavier Castaneda, Akron	68
Triple Doubles (1 ranked)					20 players tied	1		



Official Basketball Box Score - Final
South Dakota St. at Akron
11/07/22 James A. Rhodes Arena, Akron
2022-23 Men's Basketball

Game Time: 7:00 PM
Game Duration: 2:07
Attendance: 2,157



Official Basketball Box Score - Final
Mississippi St. at Akron
11/12/22 Weta Fargo Center, Philadelphia
2022-23 Men's Basketball

Game Time: 7:50 PM
Game Duration: 2:22
Attendance: 5,213



NO. Name	Min	FG	3P	FT	Rebounds	Fouls	TP	AS	TO	ST	Blocks	+/-	
		M/A	M/A	M/A	OR DR TOT	PF FD		TO	ST	BS BA			
32 Matt Dentinger	F 23:24	6-8	0-1	3-4	1 5 6	5 3	15	0	1	0	3	0	-4
42 William Kyle III	F 30:12	7-10	0-0	0-0	0 3 3	4 0	14	1	1	0	1	1	5
2 Zeke Mayo	G 40:26	5-13	1-5	2-2	0 7 7	0 1	13	2	4	1	0	2	1
30 Charlie Easley	G 34:31	3-9	0-4	5-6	3 4 7	2 6	11	1	0	0	0	1	-2
34 Alex Arians	G 39:15	4-8	0-1	4-5	0 4 4	1 5	12	6	4	1	0	0	-1
1 Matt Mims	32:32	3-4	3-4	0-0	1 2 2	1 0	9	0	1	0	0	0	-1
11 Matthew Mors	19:05	3-6	0-0	0-0	0 1 2	2 2	6	0	1	0	0	0	-3
15 Tanner Te Slaa	05:35	0-1	0-0	0-0	0 2 2	0 0	0	1	0	0	0	0	0
Team					0 3 3	0 0	0	1	1	0	0	0	0
Totals	31:59	4-15	14-17	5 31	36 15	17 80	11 13	3	4	5	1	-1	

Officials: Darryl Smith, Jon Campbell, Jeff Sedoske

Shooting By Period

1st FG%	17-30	56.7%
3PT%	3-7	42.9%
FT%	4-5	80.0%
2nd FG%	11-22	50.0%
3PT%	0-4	0.0%
FT%	7-8	87.5%
OTFG%	3-7	42.9%
3PT%	1-4	25.0%
FT%	3-4	75%
GM FG%	31-59	52.5%
3PT%	4-15	26.7%
FT%	14-17	82.4%

NO. Name	Min	FG	3P	FT	Rebounds	Fouls	TP	AS	TO	ST	Blocks	+/-
		M/A	M/A	M/A	OR DR TOT	PF FD		TO	ST	BS BA		
0 D.J. Jeffries	F 26:12	5-11	2-3	1-2	0 2 2	2 2	15	1	0	0	0	0
1 Tolu Smith	F 26:21	11-13	0-0	4-6	4 4 8	1 5	26	1	3	0	0	14
4 Cameron Matthews	F 15:59	3-3	1-1	0-0	1 3 4	3 0	7	1	0	0	0	13
2 Jamel Horton Jr.	G 18:11	1-4	1-1	0-0	0 4 4	2 1	3	0	1	1	0	-7
11 Eric Reed, Jr.	G 17:10	1-3	1-2	0-0	0 0 0	3 1	4	0	0	0	0	1
3 Shaqueel Moore	23:52	3-7	0-2	0-1	0 6 6	3 2	6	2	3	4	0	22
13 Will McNair Jr.	11:42	0-2	0-1	0-0	0 2 2	1 0	0	1	2	1	0	6
10 Dashawn Davis	20:32	3-3	2-2	0-0	0 2 2	2 0	8	4	2	1	0	25
14 Tyler Stevenson	22:04	0-3	0-0	2-2	1 5 6	2 2	2	3	2	1	0	7
30 Shawn Jones, Jr.	10:49	1-3	0-1	1-2	3 2 5	1 3	0	0	1	1	0	7
5 Kimani Hamilton	G 01:57	0-0	0-0	0-0	0 0 0	1 0	0	0	0	0	0	-1
12 Keshawn Murphy	01:57	0-2	0-1	0-0	1 0 1	0 0	0	0	0	0	0	-1
21 Mervious Russell	01:57	0-1	0-0	0-0	0 0 0	0 0	0	0	0	0	0	-1
15 Justin Rumph	01:17	0-0	0-0	0-0	0 0 0	0 0	0	0	0	0	0	0
Team					1 2 3	0 0	0	0	0	0	0	0
Totals	29:55	7-14	8-13	11 32	43 21	15 73	17	14	9	0	1	19

Officials: Tim Stewart, Alfred Smith, Brad Claus

Shooting By Period

1st FG%	13-22	59.1%
3PT%	3-4	75.0%
FT%	6-10	60%
2nd FG%	15-33	45.5%
3PT%	4-10	40.0%
FT%	2-3	66.7%
GM FG%	29-55	52.7%
3PT%	7-14	50.0%
FT%	8-13	61.5%

Technical Fouls: NONE
Dead Ball Rebounds: 2, 0

Technical Fouls: NONE

NO. Name	Min	FG	3P	FT	Rebounds	Fouls	TP	AS	TO	ST	Blocks	+/-
		M/A	M/A	M/A	OR DR TOT	PF FD		TO	ST	BS BA		
11 Sammy Hunter	F 22:16	2-10	0-6	0-0	1 3 4	1 0	4	0	1	0	0	0
25 Enrique Freeman	F 34:07	10-15	0-0	3-4	5 9 14	4 4	23	6	3	0	1	1
2 Greg Tribble	G 33:47	2-10	0-2	1-2	1 4 5	4 2	5	1	1	1	1	0
4 Trendon Hankerson	G 42:04	4-9	2-6	1-1	0 1 1	2 1	11	1	1	1	0	0
13 Xavier Castaneda	G 41:22	9-14	8-12	5-5	0 1 1	0 7	31	7	2	2	0	0
1 Garvin Clarke	22:21	0-5	0-3	0-0	1 3 4	2 1	0	0	1	0	1	-2
34 Nate Johnson	25:09	3-4	1-2	0-0	0 2 2	2 0	7	1	0	1	1	0
0 Amari Lyles	03:54	0-1	0-0	0-0	0 0 0	2 0	0	0	0	0	0	0
Team					1 0 1	0 0	0	0	0	0	0	0
Totals	30:68	11-31	10-12	9 23	32 17	15 81	16	9	5	4	1	1

Shooting By Period

1st FG%	13-34	38.2%
3PT%	5-16	31.3%
FT%	4-4	100%
2nd FG%	14-29	48.3%
3PT%	5-13	38.5%
FT%	2-2	100%
OTFG%	3-5	60.0%
3PT%	1-2	50.0%
FT%	4-6	66.7%
GM FG%	30-68	44.1%
3PT%	11-31	35.5%
FT%	10-12	83.3%

Technical Fouls: NONE

NO. Name	Min	FG	3P	FT	Rebounds	Fouls	TP	AS	TO	ST	Blocks	+/-
		M/A	M/A	M/A	OR DR TOT	PF FD		TO	ST	BS BA		
11 Sammy Hunter	F 23:40	2-8	1-5	0-1	0 3 3	1 1	5	0	0	0	0	-11
25 Enrique Freeman	F 27:33	3-5	0-0	3-4	1 2 3	3 5	9	0	2	2	0	-12
2 Greg Tribble	G 32:16	2-7	0-2	1-2	0 2 2	3 3	5	0	0	0	0	-14
4 Trendon Hankerson	G 27:16	1-7	1-4	2-2	1 3 4	3 1	5	0	2	1	1	0
13 Xavier Castaneda	G 35:18	5-14	3-10	7-10	1 3 4	2 6	20	6	2	3	0	-19
1 Garvin Clarke	22:35	2-5	1-4	3-5	2 1 3	2 5	8	4	2	1	0	-15
34 Nate Johnson	18:51	0-2	0-2	0-0	0 1 1	1 0	0	0	0	0	0	-8
0 Amari Lyles	04:10	0-0	0-0	0-0	0 0 0	0 0	0	0	0	0	0	0
5 Tavarri Johnson	05:43	0-0	0-0	0-0	0 0 0	0 0	0	0	0	0	0	-1
3 Kobe Mitchell	01:57	1-1	0-0	0-0	0 0 0	0 0	0	0	0	1	0	1
20 Evan Wilson	00:41	0-0	0-0	0-0	0 0 0	0 0	0	0	0	0	0	0
Team					1 4 5	0 0	0	0	0	0	0	0
Totals	16:49	6-27	16-24	6 19	25 15	21 54	13	9	8	1	0	-19

Technical Fouls: NONE

Technical Fouls: NONE

Points from Turnovers	SDSU	AKRON
11	18	
38	34	
5	6	
5	0	
15	7	

Period by Period Scoring	1st	2nd	OT1	TOT
AKRON	41	29	10	80
SDSU	35	35	11	81

Technical Fouls: NONE

Points from Turnovers	Mis St	Akron
13	6	
40	20	
10	8	
5	7	
19	10	

Period by Period Scoring	1st	2nd	TOT
AKRON	27	27	54
Mis St	35	38	73

Technical Fouls: NONE

Biggest lead: 8 (1st 6:32)
Best Scoring Run: 8 (1st 10:14)
Lead Changes: 9
Times Tied: 7
Time with Lead: 30:31

Game Notes: BARSTOOL SPORTS INVITATIONAL - GAME 2 ● BARSTOOL SPORTS INVITATIONAL MVP - Miss State Tolu Smith ●



Official Basketball Box Score - Final
Morgan St. at Akron
11/15/22 James A. Rhodes Arena, Akron, Ohio
2022-23 Men's Basketball

Game Time: 7:00 PM
Game Duration: 2:02
Attendance: 1,759



Official Basketball Box Score - Final
Akron at Western Ky.
11/21/22 John Gray Gymnasium, George Town, Cayman Islands
2022-23 Men's Basketball

Game Time: 1:20 PM
Game Duration: 1:50



NO. Name	Min	FG	3P	FT	Rebounds	Fouls	TP	AS	TO	ST	Blocks	+/-
		M/A	M/A	M/A	OR DR TOT	PF FD		TO	ST	BS BA		
1 Khalil Turner	F 21:21	1-7	1-2	0-0	0 4 4	5 0	3	1	1	2	1	2
5 Lewis Djonkam	F 23:26	3-7	0-0	0-0	2 0 2	4 1	6	1	2	1	1	0
2 Isaiah Burke	G 31:06	4-8	2-3	2-2	0 2 4	2 4	18	2	5	0	1	3
11 Malik Miller	G 29:45	5-9	0-3	0-1	1 7 8	3 3	10	3	1	1	1	0
23 David McCullough	G 22:47	3-6	1-1	0-0	1 6 7	2 0	7	2	1	0	3	2
0 Kamron Hobbs	19:55	2-5	0-0	3-3	1 1 2	1 2	7	2	3	0	0	-13
10 Will Thomas	11:27	1-6	0-0	0-0	0 0 0	1 1	2	1	1	0	0	0
21 Collin Nnamene	16:34	0-3	0-0	0-0	1 3 4	5 0	0	2	1	0	2	-1
3 Rob Lawson	11:28	1-3	0-1	0-0	2 0 2	2 1	2	0	0	0	0	-2
12 Tuo Fagbenle	07:46	1-2	0-0	0-0	2 3 5	0 1	2	0	0	0	1	-5
24 Kevon Wiggins	04:25	1-2	0-0	0-0	1 0 1	0 2	0	0	0	0	0	-6
Team					4 2 6	0 0	0	0	0	0	0	0
Totals	24:64	6-15	5-7	17 26	43 27	11 59	14	15	4			



Official Basketball Box Score - Final
LSU at Akron
 11/23/22 John Gray Gymnasium, George Town, Cayman Islands
 2022-23 Men's Basketball

Game Time: 1:30 PM
 Game Duration: 2:04



Official Basketball Box Score - Final
AKRON at Nevada
 11/23/22 John Gray Gymnasium, George Town, Cayman Islands
 2022-23 Men's Basketball

Game Time: 5:00 PM
 Game Duration: 2:09

LSU - 73 Record: 5-0

NO.	Name	Min	FG		3P	FT	Rebounds		Fouls		TP	AS	TO	ST	Blocks			+/-
			M-A	M-A			M-A	OR	DR	PF					FD	BS	BA	
5	Mwani Wilkinson	F 10:13	1-1	0-0	0-0	1	1	2	3	0	2	1	0	0	0	0	0	9
12	KJ Williams	F 30:59	6-13	2-4	5-6	2	3	5	3	4	19	0	0	3	1	0	16	
13	Jalen Reed	F 19:21	1-3	1-1	0-0	0	4	4	0	1	3	1	0	0	0	0	6	
3	Justice Hill	G 25:43	5-11	0-3	4-4	0	2	2	2	2	14	3	0	0	0	1	4	
44	Adam Miller	G 38:37	9-15	5-9	0-0	0	2	2	4	0	23	2	6	0	0	0	16	
20	Derek Fountain	G 20:39	2-3	0-0	1-1	2	3	4	1	1	5	1	1	1	2	0	9	
0	Trae Hannibal	G 22:57	0-1	0-0	0-0	0	5	5	2	1	0	0	0	2	0	0	8	
1	Cam Hayes	G 16:31	1-3	1-1	4-5	0	1	1	2	4	7	3	1	1	0	0	5	
4	Kendal Coleman	G 09:01	0-1	0-0	0-0	0	0	0	3	0	0	0	1	0	0	0	-1	
15	Tyrell Ward	G 05:59	0-1	0-1	0-0	0	1	1	0	0	0	0	1	0	0	0	1	
Team						3	3	6			0	1					13	
Totals			25-52	9-19	14-16	8	23	31	23	13	14	10	9	3	1	3	-5	

Technical Fouls: Miller 1st 0:04 Hill 2nd 14:54 Fountain 2nd 02:42

AKRON - 58 Record: 3-3

NO.	Name	Min	FG		3P	FT	Rebounds		Fouls		TP	AS	TO	ST	Blocks			+/-
			M-A	M-A			M-A	OR	DR	PF					FD	BS	BA	
11	Sammy Hunter	F 11:45	0-4	0-2	0-0	0	0	0	1	0	0	0	0	0	0	0	0	5
25	Enrique Freeman	F 35:27	4-11	0-1	3-3	2	7	9	3	6	9	2	2	0	1	2	4	
2	Greg Tribble	G 26:32	3-4	0-1	1-1	1	1	2	3	3	7	1	4	1	0	0	-6	
4	Trendon Hankerson	G 37:04	3-7	2-5	0-0	0	7	7	3	1	8	0	2	0	0	0	-11	
13	Xavier Castaneda	G 31:01	2-10	2-9	5-7	0	3	3	2	4	11	1	1	0	0	0	-5	
1	Garvin Clarke	G 07:58	0-1	0-0	0-0	0	2	2	0	0	0	0	0	0	0	0	1	
3	Kobe Mitchell	G 03:49	0-1	0-1	0-0	0	0	0	0	0	0	0	0	0	0	0	0	
34	Nate Johnson	G 19:18	1-3	0-1	0-0	0	3	4	0	2	0	2	1	2	0	0	0	
5	Tavari Johnson	G 26:26	9-10	3-3	0-0	0	3	3	0	2	4	4	3	2	0	1	8	
0	Amani Lyles	G 00:40	0-0	0-0	0-0	0	0	0	0	0	0	0	0	0	0	0	2	
Team						3	1	4			0	1					11	
Totals			22-51	7-22	7-11	6	27	33	19	14	58	8	14	8	1	3	-4	

Technical Fouls: NONE

NEVADA - 62 Record: 6-1

NO.	Name	Min	FG		3P	FT	Rebounds		Fouls		TP	AS	TO	ST	Blocks			+/-
			M-A	M-A			M-A	OR	DR	PF					FD	BS	BA	
5	Darrion Williams	F 36:58	1-6	1-3	3-3	3	7	10	2	2	6	4	0	2	0	0	7	
14	Tre Coleman	F 32:35	2-5	1-2	0-0	2	2	4	3	1	5	2	0	0	0	0	11	
50	Will Baker	C 31:19	8-14	1-1	3-4	2	4	6	1	3	20	2	3	1	1	1	10	
2	Jarod Lucas	G 32:51	5-15	4-9	2-2	0	1	1	1	3	16	1	0	0	1	10		
45	Kenan Blackshear	G 31:08	3-7	1-2	3-4	0	5	5	2	10	10	4	2	0	0	7		
11	Nick Davidson	G 16:29	1-5	1-3	0-0	0	2	2	3	0	3	0	2	0	0	0	-3	
3	Trey Pettigrew	G 10:30	1-4	0-0	0-0	1	1	2	1	0	2	0	1	0	2	0	-9	
1	Tyler Powell	G 08:10	0-1	0-1	0-0	0	0	0	0	1	0	0	0	0	0	0	-13	
Team						2	1	3			0	0					4	
Totals			21-57	9-21	11-13	10	23	33	14	19	62	13	9	3	1	4	0	

Technical Fouls: NONE

AKRON - 58 Record: 3-2

NO.	Name	Min	FG		3P	FT	Rebounds		Fouls		TP	AS	TO	ST	Blocks			+/-
			M-A	M-A			M-A	OR	DR	PF					FD	BS	BA	
11	Sammy Hunter	F 27:09	4-14	3-11	2-2	1	0	1	0	1	13	0	0	1	0	0	-6	
25	Enrique Freeman	F 34:00	1-6	0-0	1-4	5	5	10	1	6	3	2	1	0	1	1	-11	
2	Greg Tribble	G 29:44	0-3	0-0	3-4	1	3	4	5	3	0	3	0	0	1	-8		
4	Trendon Hankerson	G 22:11	0-2	0-1	2-2	1	2	1	2	4	1	2	1	0	0	0	-8	
13	Xavier Castaneda	G 36:06	6-16	4-9	12-16	1	5	6	0	6	28	4	3	1	0	0	-3	
1	Garvin Clarke	G 17:03	1-6	0-3	0-0	1	0	1	1	1	2	1	1	0	0	0	-20	
34	Nate Johnson	G 20:20	0-2	0-0	0-0	5	2	7	0	0	0	0	2	0	1	-10		
0	Amani Lyles	G 02:34	1-2	0-0	0-0	0	0	0	0	0	2	0	0	0	0	0	-9	
5	Tavari Johnson	G 10:53	1-3	1-1	2-2	0	0	0	3	1	5	0	2	2	0	0	0	
Team						4	1	5			0	1					0	
Totals			14-54	8-25	22-30	19	17	36	14	21	58	8	14	4	1	3	-15	

Technical Fouls: Hankerson 1st 10:04

SHOOTING BY PERIOD

1st FG% 9-29 31.0%
 3PT% 5-16 31.3%
 FT% 12-15 80.0%

2nd FG% 5-25 20.0%
 3PT% 3-9 33.3%
 FT% 10-15 66.7%
 GM FG% 14-54 25.9%
 3PT% 8-25 32.0%
 FT% 22-30 73.3%

Dead Ball Rebounds: 6

SHOOTING BY PERIOD

1st FG% 7-27 25.9%
 3PT% 1-8 12.5%
 FT% 5-6 83.3%
 2nd FG% 14-30 46.7%
 3PT% 8-13 61.5%
 FT% 6-7 85.7%
 GM FG% 21-57 36.9%
 3PT% 9-21 42.9%
 FT% 11-13 84.6%

Dead Ball Rebounds: 10

		LSU	AKR
Biggest lead		15 (2 nd 2:19)	8 (1 st 4:21)
Best Scoring Run		6 (1 st 14:25)	8 (1 st 7:53)
Lead Changes		6	8
Times Tied		5	5
Time with Lead		25:58	09:54

Points from		LSU	AKR
Turnovers		13	14
Paint		22	10
Second Chance		8	9
Fast Breaks		4	2
Bench		12	9

Period by Period Scoring			
	1st	2nd	TOT
LSU	33	40	73
AKR	35	23	58

		AKR	NEV
Biggest lead		8 (1 st 2:20)	7 (1 st 16:10)
Best Scoring Run		7 (1 st 11:02)	8 (2 nd 16:37)
Lead Changes		6	6
Times Tied		4	5
Time with Lead		26:10	10:37

Points from		AKR	NEV
Turnovers		13	12
Paint		24	18
Second Chance		8	6
Fast Breaks		10	5
Bench		23	5

Period by Period Scoring			
	1st	2nd	TOT
AKR	24	34	58
NEV	20	42	62



Official Basketball Box Score - Final
Akron at Marshall
 11/30/22 Gam Henderson Center, Huntington
 2022-23 Men's Basketball

Game Time: 7:30 PM
 Game Duration: 1:43
 Attendance: 4,012



Official Basketball Box Score - Final
Muskingum at Akron
 12/04/22 James A. Rhodes Arena, Akron, Ohio
 2022-23 Men's Basketball

Game Time: 2:00 PM
 Game Duration: 1:46
 Attendance: 1,466

AKRON - 57 Record: 3-4

NO.	Name	Min	FG		3P	FT	Rebounds		Fouls		TP	AS	TO	ST	Blocks			+/-
			M-A	M-A			M-A	OR	DR	PF					FD	BS	BA	
25	Enrique Freeman	F 28:17	4-12	0-0	2-4	4	10	14	4	2	10	2	2	1	0	5	-8	
2	Greg Tribble	G 19:24	2-4	0-0	1-2	1	1	2	3	5	0	0	0	0	2	-13		
4	Trendon Hankerson	G 33:57	5-11	1-6	0-0	1	3	4	0	0	11	2	3	2	0	1	-7	
13	Xavier Castaneda	G 29:41	1-13	1-9	1-4	5	2	6	4	3	11	0	0	0	0	-6		
34	Nate Johnson	G 23:59	0-4	0-1	0-0	2	3	5	1	0	0	2	0	0	0	-21		
1	Garvin Clarke	G 11:23	1-3	0-1	0-0	2	2	1	0	2	0	0	0	0	0	-15		
5	Tavari Johnson	G 27:19	7-13	2-5	0-0	2	2	4	1	16	4	1	1	1	0	8		
11	Sammy Hunter	F 17:52	4-10	1-3	0-1	1	5	6	1	9	1	0	0	0	1	4		
3	Kobe Mitchell	G 06:08	0-0	0-0	0-0	1	1	1	0	0	0	1	0	0	0	5		
0	Amani Lyles	G 02:00	0-1	0-0	0-0	0	1	1	0	0	0	0	1	0	0	-2		
Team						1	0	1			0	0				0		
Totals			24-71	5-25	4-11	15	30	45	15	13	57	12	10	5	0	9	-11	

Technical Fouls: NONE

SHOOTING BY PERIOD

1st FG% 10-33 30.3%
 3PT% 2-10 20.0%
 FT% 3-4 75%

2nd FG% 14-38 36.8%
 3PT% 3-15 20.0%
 FT% 1-7 14.3%
 GM FG% 24-71 33.8%
 3PT% 5-25 20.0%
 FT% 4-11 36.4%

Dead Ball Rebounds: 4

SHOOTING BY PERIOD

1st FG% 5-28 17.9%
 3PT% 2-17 11.8%
 FT% 0-2 0%
 2nd FG% 8-24 33.3%
 3PT% 4-12 33.3%
 FT% 1-5 20%
 GM FG% 13-52 25.0%
 3PT% 6-29 20.7%
 FT% 1-7 14.3%

Dead Ball Rebounds: 3

MARSHALL - 68 Record: 6-1

NO.	Name	Min	FG		3P	FT	Rebounds		Fouls		TP	AS	TO	ST	Blocks			+/-
			M-A	M-A			M-A	OR	DR	PF					FD	BS	BA	
25	Obinna Anochii-Killen	F 20:05	1-4	0-2	0-2	1	3	4	1	3	2	0	1	0	2	0	14	
5	Micah Handlogten	C 23:57	2-2	0-0	0-0	2	7	9	3	1	4	0	1	3	6	0	10	
0	Andrew Taylor	G 40:00	7-19	1-7	1-2	0	10	10	3	1	16	6	4	2	0	0	11	
11</																		



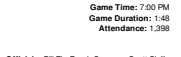
Official Basketball Box Score - Final
Jackson St. at Akron
 12/14/22 James A. Rhodes Arena, Akron
 2022-23 Men's Basketball

Game Time: 2:00 PM
 Game Duration: 1:56
 Attendance: 1,385



Official Basketball Box Score - Final
Wright St. at Akron
 12/14/22 James A. Rhodes Arena, Akron
 2022-23 Men's Basketball

Game Time: 7:00 PM
 Game Duration: 1:48
 Attendance: 1,398



Jackson St. - 72

Record: 1-8

NO. Name	Min	FG		3P	FT	Rebounds		Fouls		TP	AS	TO	ST	Blocks			+/-
		M/A	M/A	M/A	M/A	OR	DR	PF	FD					BS	BA	BB	
1 Zeke Cook	21:02	3-7	0-0	1-2	2	3	5	7	1	0	0	0	0	0	0	0	-6
3 Trace Young	25:49	2-3	0-0	3-3	1	4	5	3	2	7	1	3	0	0	0	-9	
13 Romelle Mansel	27:16	3-6	0-0	0-0	1	1	2	3	0	6	3	0	0	1	0	0	
2 Ken Evans	33:20	4-13	0-1	0-0	2	4	4	3	1	8	6	2	4	0	2	-12	
4 Collie Young	21:55	3-6	2-5	1-1	0	3	3	3	1	9	1	1	1	0	0	-2	
31 Jamarcus Jones	26:29	8-10	0-0	0-0	2	2	1	1	1	16	0	0	0	0	1	-5	
5 Ke'venon Hunt	12:40	5-8	0-1	0-1	0	1	1	1	0	10	1	2	1	0	0	-3	
10 Chase Adams	25:55	4-9	1-2	0-0	1	3	4	3	0	9	1	3	0	0	1	-12	
32 Treyton Johnson	05:34	0-1	0-0	0-0	0	0	0	0	0	0	1	0	0	0	0	-16	
Team					3	1	4	0	1								
Totals		32-63	3-9	5-7	10	20	30	20	10	72	14	13	6	1	4	-13	

Technical Fouls:NONE

Shooting By Period		
1st FG%	13-30	43.3%
3PT%	0-4	0.0%
FT%	0-0	0%
2nd FG%	19-33	57.6%
3PT%	3-5	60.0%
FT%	5-7	71.4%
GM FG%	32-63	50.8%
3PT%	3-9	33.3%
FT%	5-7	71.4%

Dead Ball Rebounds: 1, 0

Wright St. - 54

Record: 5-6

NO. Name	Min	FG		3P	FT	Rebounds		Fouls		TP	AS	TO	ST	Blocks			+/-
		M/A	M/A	M/A	M/A	OR	DR	PF	FD					BS	BA	BB	
14 Brandon Noel	23:59	3-8	0-1	1-2	0	2	2	2	7	7	0	2	0	0	0	0	-24
12 AJ Braun	30:35	6-9	0-0	0-1	3	6	9	3	5	12	1	5	0	1	0	0	
0 Amari Davis	25:26	1-9	0-1	0-0	0	4	4	4	3	2	1	2	0	1	0	-6	
4 Keaton Norris	21:25	0-6	0-2	0-0	0	3	2	1	0	1	1	3	0	0	0	-10	
24 Tim Finke	38:32	4-8	1-1	2-2	3	6	9	2	1	11	6	2	0	2	0	-12	
1 Trey Calvin	26:38	7-14	1-2	1-1	1	2	3	3	2	16	0	2	0	0	0	-2	
3 Alex Huitregtse	22:37	0-5	0-2	1-2	0	0	0	1	2	1	1	0	0	0	0	-3	
52 Blake Sisley	03:13	0-0	0-0	0-0	0	0	0	0	0	0	0	0	0	0	0	-3	
22 Andrew Welage	07:35	2-4	1-1	0-0	1	1	2	0	0	5	0	0	0	0	0	1	
Team					3	4	7	0	0								
Totals		23-63	3-10	5-8	11	28	39	17	16	54	10	14	3	4	2	-12	

Technical Fouls:NONE

Shooting By Period		
1st FG%	12-31	38.7%
3PT%	2-4	50.0%
FT%	4-5	80%
2nd FG%	11-32	34.4%
3PT%	1-6	16.7%
FT%	1-3	33.3%
GM FG%	23-63	36.5%
3PT%	3-10	30.0%
FT%	5-8	62.5%

Dead Ball Rebounds: 1, 0

Akron - 85

Record: 5-4

NO. Name	Min	FG		3P	FT	Rebounds		Fouls		TP	AS	TO	ST	Blocks			+/-
		M/A	M/A	M/A	M/A	OR	DR	PF	FD					BS	BA	BB	
25 Enrique Freeman	33:48	7-7	0-0	3-4	1	8	9	0	7	17	5	0	1	3	0	12	
2 Greg Tribble	28:18	6-10	0-1	0-0	1	3	4	2	2	12	5	1	2	0	0	3	
4 Trendon Hankerson	38:05	5-9	5-7	2-2	0	1	1	1	1	17	2	0	1	0	1	10	
5 Tavarri Johnson	24:08	2-5	2-5	0-0	0	1	1	4	1	6	2	5	1	0	0	-1	
13 Xavier Castaneda	30:20	5-8	2-4	1-1	1	3	4	0	8	23	2	1	1	0	0	-15	
3 Kobe Mitchell	17:59	2-5	2-5	0-0	0	2	2	1	0	6	0	0	1	0	0	3	
11 Sammy Hunter	15:54	1-5	0-4	2-2	2	1	3	2	1	4	2	0	0	0	0	17	
34 Nate Johnson	11:28	0-3	0-2	0-0	0	1	1	0	0	0	1	1	1	0	0	6	
Team					0	2	2	0	1								
Totals		28-52	11-28	18-21	5	22	27	10	20	85	19	10	7	4	1	13	

Technical Fouls:NONE

Shooting By Period		
1st FG%	18-28	64.3%
3PT%	8-14	57.1%
FT%	10-12	83.3%
2nd FG%	10-24	41.7%
3PT%	3-14	21.4%
FT%	9-9	88.9%
GM FG%	28-52	53.8%
3PT%	11-28	39.3%
FT%	18-21	85.7%

Dead Ball Rebounds: 2, 0

Akron - 66

Record: 6-4

NO. Name	Min	FG		3P	FT	Rebounds		Fouls		TP	AS	TO	ST	Blocks			+/-
		M/A	M/A	M/A	M/A	OR	DR	PF	FD					BS	BA	BB	
25 Enrique Freeman	24:04	4-0	0-0	0-0	5	10	15	4	3	8	2	3	0	0	1	15	
2 Greg Tribble	29:37	3-7	0-0	0-0	2	1	3	1	1	6	0	0	1	0	0	-4	
4 Trendon Hankerson	34:52	2-9	1-7	1-2	0	5	5	3	2	6	4	0	2	0	1	11	
5 Tavarri Johnson	27:33	6-14	0-3	2-4	1	1	2	2	14	1	1	4	1	0	4		
13 Xavier Castaneda	34:12	5-10	2-6	7-8	0	6	6	1	1	19	3	2	0	0	0	13	
3 Kobe Mitchell	18:05	0-4	0-4	0-0	0	0	0	0	1	1	0	0	0	0	0	13	
11 Sammy Hunter	16:35	5-8	3-6	0-0	0	4	4	2	0	13	0	1	0	1	1	3	
34 Nate Johnson	12:38	0-1	0-0	0-0	0	3	3	0	0	1	2	1	0	0	0	6	
0 Amari Lyles	02:24	0-0	0-0	0-0	0	1	0	1	1	0	0	0	0	0	0	-1	
Team					2	1	3	0	0								
Totals		25-62	6-26	10-14	11	31	42	16	17	66	11	12	0	2	4	12	

Technical Fouls:NONE

Shooting By Period		
1st FG%	11-34	32.4%
3PT%	5-21	23.8%
FT%	1-2	50%
2nd FG%	14-28	50.0%
3PT%	1-5	20.0%
FT%	9-12	75%
GM FG%	25-62	40.3%
3PT%	6-26	23.1%
FT%	10-14	71.4%

Dead Ball Rebounds: 2, 0

Biggest lead	JSU		Akron		Points from Turnovers	JSU		Akron		Period by Period Scoring	Period by Period Scoring		
	1st	2nd	1st	2nd		TOT	1st	2nd	TOT		1st	2nd	TOT
Biggest lead	0 (1 st 20:00)		30 (2 nd 18:37)		14	23	26	46	72				
Best Scoring Run	11 (2 nd 11:23)		17 (1 st 11:57)		48	30	54	31	85				
Lead Changes	0		1		9	6	5	2	5				
Times Tied	1		7		2	2	2	2	5				
Time with Lead	00:00		39:04		35	10	54	44	87				

Biggest lead	WSU		Akron		Points from Turnovers	WSU		Akron		Period by Period Scoring	Period by Period Scoring		
	1st	2nd	1st	2nd		TOT	1st	2nd	TOT		1st	2nd	TOT
Biggest lead	5 (1 st 0:11)		13 (2 nd 10:51)		11	12	30	24	54				
Best Scoring Run	8 (1 st 3:38)		10 (2 nd 14:34)		34	36	28	38	66				
Lead Changes	5		6		9	9	5	3	8				
Times Tied	5		2		13	13	28	38	66				
Time with Lead	03:57		30:44		22	13	36	38	74				



Official Basketball Box Score - Final
Maine at Akron
 12/19/22 James A. Rhodes Arena, Akron
 2022-23 Men's Basketball

Game Time: 7:00 PM
 Game Duration: 2:03
 Attendance: 1,424



Official Basketball Box Score - Final
Akron at Bradley
 12/22/22 Corner Arena, Peoria
 2022-23 Men's Basketball

Game Time: 6:00 PM
 Game Duration: 1:48
 Attendance: 3,530



Maine - 55

Record: 6-5

NO. Name	Min	FG		3P	FT	Rebounds		Fouls		TP	AS	TO	ST	Blocks			+/-
		M/A	M/A	M/A	M/A	OR	DR	PF	FD					BS	BA	BB	
1 Ata Turgut	16:03	1-2	0-1	0-0	0	0	0	3	0	2	1	1	0	0	0	-10	
1 Kellen Tynes	31:14	3-8	2-3	2-4	0	2	2	2	3	10	3	2	0	0	0	-26	
2 Ja'Shonte Wright-McCleish	26:54																



Official Basketball Box Score - Final
Concord at Akron
 12/30/22 James A. Rhodes Arena, Akron
 2022-23 Men's Basketball

Game Time: 7:00 PM
 Game Duration: 2:10
 Attendance: 1,550



Official Basketball Box Score - Final
NIU at Akron
 01/03/23 James A. Rhodes Arena, Akron, Ohio
 2022-23 Men's Basketball

Game Time: 7:00 PM
 Game Duration: 2:08

Officials: Tim Stewart, Michael Griffith, Tony Meeks

Officials: Rob Kuennen, Alfred Smith, Tim Stewart

Concord - 58

Record: 7-4

NO.	Name	Min	FG			3P			FT			Rebounds			Fouls			TP	AS	TO	ST	Blocks			+/-
			M/A	M/A	M/A	M/A	M/A	M/A	M/A	OR	DR	TOT	FF	PF	FD	OR	DR					TOT	BS	BA	
5	Da'Von Moore	09:01	0-1	0-0	0-0	1	1	2	4	0	0	1	0	0	0	0	0	0	0	0	0	0	0	-8	
14	Lual Rahama	29:43	9-18	2-5	1-1	0	4	4	3	2	21	0	3	0	0	0	0	0	0	0	0	0	-31		
1	JeVon Laidler	09:08	1-5	0-1	0-2	1	3	4	0	3	2	2	2	1	1	1	1	1	1	1	27				
3	Ethan Heller	19:11	3-6	0-1	0-0	0	1	1	2	0	6	0	1	0	0	0	0	0	0	0	0	-20			
4	Jordan Wooden	08:14	3-9	0-3	0-0	1	2	3	4	1	6	2	1	1	1	1	1	0	0	0	0	-23			
13	JJ Harper	25:46	3-9	0-2	3-4	0	4	4	2	2	2	9	1	5	2	0	0	0	0	0	0	-13			
22	Rene Diop	16:46	0-0	0-0	0-0	2	2	4	2	1	0	0	3	0	0	0	0	0	0	0	0	-5			
24	Amare Smith	23:08	2-5	1-2	2-2	1	1	3	4	7	0	2	1	0	0	1	1	1	1	15					
15	Ayden Ince	07:07	0-2	0-1	0-0	0	3	3	0	0	0	0	0	0	0	0	0	0	0	0	0	8			
2	Jaguar Jackson	02:59	0-0	0-0	2-2	0	0	0	0	1	2	0	0	0	1	0	0	0	0	0	0	1			
10	Cade Fix	02:59	0-1	0-1	0-0	0	0	0	1	0	0	0	0	0	0	0	0	0	0	0	0	1			
11	Theo Blackett	02:59	0-1	0-0	0-0	1	1	2	0	0	2	0	0	0	0	0	0	0	0	0	0	1			
32	Jake Hamilton	02:59	2-2	1-1	0-0	0	0	0	0	0	5	0	0	0	0	0	0	0	0	0	0	1			
Team											1	5	6												
Totals		23:59	4-17	8-11	8	27	35	22	14	58	8	18	6	2	2	2	2	2	2	2	2	-26			

Technical Fouls: Coach 2nd 5:01

NIU - 51

Record: 4-10 (0-1)

NO.	Name	Min	FG			3P			FT			Rebounds			Fouls			TP	AS	TO	ST	Blocks			+/-
			M/A	M/A	M/A	M/A	M/A	M/A	M/A	OR	DR	TOT	FF	PF	FD	OR	DR					TOT	BS	BA	
23	Havon Ibarguen	F 13:31	0-0	0-0	0-0	0	0	0	0	0	0	0	0	5	1	0	0	1	0	0	0	0	0	-7	
50	Anthony Cump	F 21:09	3-3	0-0	1-4	1	1	2	3	4	7	0	3	0	2	0	0	0	0	0	0	0	-19		
0	Keshawn Williams	G 33:17	4-17	0-4	2-3	2	2	4	1	2	10	0	3	1	0	2	0	0	0	0	0	-20			
2	Zarique Nutter	G 29:08	5-12	1-3	0-1	1	8	9	1	2	11	1	2	0	0	0	0	0	0	0	0	-20			
11	David Colt	G 23:44	0-5	0-3	6-6	0	1	1	3	5	6	1	2	1	0	1	0	1	0	0	0	-27			
3	Kaleb Thornton	28:37	1-4	1-2	2-2	1	3	4	2	3	4	1	2	0	1	0	1	0	0	0	0	-3			
24	Darweshi Hunter	25:57	2-5	0-2	2-2	0	2	2	1	2	6	1	0	1	0	0	1	0	0	0	0	-16			
14	Yanic Konan Niederhauser	13:16	2-4	0-1	0-0	2	0	2	3	0	4	1	2	0	0	1	0	0	0	0	0	-5			
41	Armandas Plintauskas	07:25	0-0	0-0	0-0	0	1	1	0	0	0	0	0	0	0	0	0	0	0	0	0	-4			
4	Oluwasegun Durosinni	06:44	1-1	0-0	0-0	3	0	3	5	0	2	0	3	0	0	0	0	0	0	0	0	-3			
5	Xavier Amos	09:16	0-0	0-0	0-0	0	0	0	0	0	0	0	0	0	0	0	0	0	0	0	0	0			
1	Taku Youngblood	00:12	0-0	0-0	0-0	0	0	0	0	0	0	0	0	0	0	0	0	0	0	0	0	-1			
Team											1	2	3												
Totals		18:51	2-15	13-18	11	20	31	25	19	4	5	19	4	4	4	4	4	4	4	4	4	-25			

Technical Fouls: Coach 2nd 13:18

Shooting By Period

1 st FG%	10-24	41.7%
3PT%	0-6	0.0%
FT%	3-6	50.0%
2 nd FG%	13-35	37.1%
3PT%	4-11	36.4%
FT%	5-5	100%
GM FG%	23-59	39.0%
3PT%	4-17	23.5%
FT%	8-11	72.7%

Dead Ball Rebounds: 4, 0

Shooting By Period

1 st FG%	11-25	44.0%
3PT%	2-8	25.0%
FT%	2-4	50.0%
2 nd FG%	7-26	26.9%
3PT%	0-7	0.0%
FT%	11-14	78.6%
GM FG%	18-51	35.3%
3PT%	2-15	13.3%
FT%	13-18	72.2%

Dead Ball Rebounds: 2, 0

Akron - 84

Record: 8-5

NO.	Name	Min	FG			3P			FT			Rebounds			Fouls			TP	AS	TO	ST	Blocks			+/-
			M/A	M/A	M/A	M/A	M/A	M/A	M/A	OR	DR	TOT	FF	PF	FD	OR	DR					TOT	BS	BA	
25	Enrique Freeman	F 24:11	7-8	0-0	4-10	3	7	10	3	8	18	2	2	0	2	1	0	0	0	0	0	0	19		
2	Greg Tribble	G 29:39	1-5	0-0	5-7	1	1	2	0	4	7	3	0	0	0	0	0	0	0	0	0	0	-15		
4	Trendon Hankerson	G 31:41	6-12	6-10	0-0	1	7	8	1	18	6	1	1	0	0	0	0	0	0	0	0	20			
5	Tavari Johnson	G 31:48	2-6	1-3	2-2	0	2	2	2	6	5	4	1	0	0	0	0	0	0	0	0	18			
13	Xavier Castaneda	G 31:46	3-12	3-9	0-0	1	4	5	0	4	17	3	0	0	0	0	0	0	0	0	0	23			
3	Kobe Mitchell	14:15	0-2	0-2	0-0	0	1	1	1	0	1	0	0	0	0	0	0	0	0	0	0	6			
11	Sammy Hunter	18:08	2-5	0-3	0-0	3	3	6	4	0	4	0	0	0	0	0	0	0	0	0	0	24			
34	Nate Johnson	15:48	4-6	1-2	0-0	0	1	1	0	9	0	1	1	0	0	0	0	0	0	0	0	13			
0	Amani Lyles	06:36	0-0	0-0	0-0	0	0	0	0	1	1	0	0	0	0	0	0	0	0	0	0	8			
20	Evan Wilson	04:09	1-1	1-1	0-0	0	0	0	0	1	0	0	1	0	0	0	0	0	0	0	0	1			
12	Pat Mayfield	02:59	1-2	0-1	0-0	0	0	0	0	0	2	0	0	0	0	0	0	0	0	0	0	-1			
Team											0	1	1												
Totals		27:59	12-31	18-28	9	30	39	14	21	84	21	10	7	2	2	2	2	2	2	2	2	26			

Technical Fouls: NONE

Biggest lead	Cu	Akron	Points from Turnovers		Period by Period Scoring			
			Akron	BSU	1st	2nd	TOT	
0 (1 st 20:00)	29 (2 nd 1:02)		12	20				
Best Scoring Run	9 (1 st 3:53)	10 (2 nd 5:01)	30	30				
Lead Changes	0	0	6	3				
Times Tied	1	1	9	18				
Time with Lead	00:00	39:21	23	18				
			Akron	31	53	84		

Akron - 76

Record: 9-5 (1-0)

NO.	Name	Min	FG			3P			FT			Rebounds			Fouls			TP	AS	TO	ST	Blocks			+/-
			M/A	M/A	M/A	M/A	M/A	M/A	M/A	OR	DR	TOT	FF	PF	FD	OR	DR					TOT	BS	BA	
11	Sammy Hunter	F 13:59	1-5	1-5	0-0	0	1	1	2	1	3	0	1	0	0	0	0	0	0	0	0	0	5		
25	Enrique Freeman	F 30:31	10-18	0-0	7-10	4	11	15	11	11	27	2	2	3	0	0	0	0	0	0	0	0	24		
2	Greg Tribble	G 30:22	5-6	0-0	6-6	1	1	2	4	5	16	2	2	3	0	0	0	0	0	0	0	30			
4	Trendon Hankerson	G 32:47	1-8	1-7	0-0	1	5	6	2	3	8	4	1	0	2	0	0	0	0	0	0	20			
5	Tavari Johnson	G 29:17	3-9	1-3	1-2	1	0	1	4	0	4	0	0	0	1	1	0	0	0	0	0	6			
3	Kobe Mitchell	19:47	1-2	1-2	2-2	0	2	2	2	1	5	3	0	0	0	0	0	0	0	0	0	14			
34	Nate Johnson	25:53	3-6	1-2	1-2	1	1	2	1	2	8	0	0	0	0	0	0	0	0	0	0	22			
0	Amani Lyles	07:39	1-1	0-0	1-1	0	0	1	1	3	2	0	0	0	0	0	0	0	0	0	0	-1			
20	Evan Wilson	02:20	1-1	1-1	0-0	0	0	0	0	0	3	0	0	0	0	0	0	0	0	0	0	2			
12	Pat Mayfield	01:58	0-1	0-0	0-0	0	0	1	0	0	0	0	0	0	0	0	0	0	0	0	0	3			
Team											4	2	6												
Totals		26:57	6-20	18-23	12	25	37	19	24	76	11	11	7	4	4	4	4	4	4	4	4	25			

Technical Fouls: NONE

Biggest lead	NIU	AKRON	Points from Turnovers		Period by Period Scoring		
			AKRON	NIU	1st	2nd	TOT
4 (1 st 5:14)	25 (2 nd 1:05)		12	20			
Best Scoring Run	6 (1 st 5:14)	11 (1 st 0:51)	26	38			



Official Basketball Box Score - Final
Akron at Central Mich.
 01/17/23 McGuffey Arena, Mount Pleasant
 2022-23 Men's Basketball

Game Time: 7:00 PM
 Game Duration: 1:57
 Attendance: 1,509



Official Basketball Box Score - Final
Akron at Western Michigan
 01/21/23 Reed Fieldhouse, Kalamazoo, Mich.
 2022-23 Men's Basketball

Game Time: 2:00 PM
 Game Duration: 1:59
 Attendance: 2,288



Akron - 69

Record: 12-6 (4-1)

NO.	Name	Min	FG		3P		FT		Rebounds		Fouls		TP	AS	TO	ST	Blocks		+/-
			M/A	A/A	M/A	A/A	OR	DR	PF	FD	BS	BA							
11	Sammy Hunter	F	16:24	4-5	2-3	2-4	0	2	2	3	3	12	1	0	0	0	0	0	14
25	Enrique Freeman	F	22:52	2-4	0-0	4-6	2	7	9	5	5	8	0	2	1	1	1	1	17
2	Greg Tribble	G	32:27	4-9	0-1	2-2	0	1	1	1	1	10	1	1	1	0	3	14	
4	Trendon Hankerson	G	35:03	4-10	3-8	0-0	1	4	5	2	0	11	1	1	0	0	0	28	
13	Xavier Castaneda	G	31:30	3-7	1-4	6-9	0	4	4	3	4	13	5	2	1	0	0	22	
34	Nate Johnson	21:28	2-5	1-4	0-0	1	2	3	0	2	5	1	2	3	0	0	0	17	
5	Tavari Johnson	14:45	0-5	0-2	0-0	0	3	3	1	3	0	3	1	1	0	0	0	10	
3	Kobe Mitchell	08:43	0-2	0-2	0-0	0	0	0	0	0	0	0	0	0	0	0	0	4	
1	Garvin Clarke	08:11	1-3	1-2	0-0	1	0	1	0	0	3	0	0	0	0	0	1	11	
0	Amani Lyles	09:47	3-4	0-0	1-1	1	2	3	2	2	7	0	0	0	0	1	0	7	
12	Pat Mayfield	01:25	0-0	0-0	0-0	0	0	0	0	0	0	0	0	0	0	0	0	5	
20	Evan Wilson	01:25	0-1	0-0	0-0	0	0	0	0	0	0	0	0	0	0	0	0	-5	
Team																			
Totals			23:55	8:26	15:22	9	28	37	19	18	69	13	10	7	2	5	18		

Officials: D.J. Carstensen, Todd Van Sossan, Ed Phillips

Akron - 63

Record: 13-6 (5-1)

NO.	Name	Min	FG		3P		FT		Rebounds		Fouls		TP	AS	TO	ST	Blocks		+/-
			M/A	A/A	M/A	A/A	OR	DR	PF	FD	BS	BA							
11	Sammy Hunter	F	27:58	2-9	2-8	2-3	0	3	3	5	1	8	0	0	0	0	0	0	2
25	Enrique Freeman	F	36:00	3-7	0-0	0-0	4	7	11	2	5	6	2	0	1	3	1	11	11
2	Greg Tribble	G	38:32	4-7	0-0	1-2	0	2	2	1	4	9	4	0	1	0	1	3	13
4	Trendon Hankerson	G	34:28	2-11	1-9	0-0	0	6	6	3	1	5	2	2	2	2	0	11	
13	Xavier Castaneda	G	36:44	11-25	4-16	7	2	5	7	4	7	32	1	1	3	0	1	9	
34	Nate Johnson	11:01	1-2	1-1	0-0	0	0	0	0	1	1	3	0	0	0	0	0	6	
0	Amani Lyles	03:20	0-0	0-0	0-0	0	0	0	0	0	0	0	0	0	0	0	0	-1	
5	Tavari Johnson	13:59	0-2	0-1	0-0	0	0	0	0	2	0	0	0	0	1	0	0	1	
Team																			
Totals			23:63	8:35	9:12	7	24	31	16	19	63	9	3	8	5	3	8		

Officials: Lamont Simpson, Matt Morales, Dan Doran

Technical Fouls: NONE

Shooting By Period
 1st FG% 13-25 52.0%
 3PT% 2-9 22.2%
 FT% 8-11 72.7%
 2nd FG% 10-30 33.3%
 3PT% 6-17 35.3%
 FT% 7-11 63.6%
 GM FG% 23-55 41.8%
 3PT% 8-26 30.8%
 FT% 15-22 68.2%
 Dead Ball Rebounds: 3, 0

Western Michigan - 55

Record: 6-13 (2-4)

NO.	Name	Min	FG		3P		FT		Rebounds		Fouls		TP	AS	TO	ST	Blocks		+/-
			M/A	A/A	M/A	A/A	OR	DR	PF	FD	BS	BA							
0	Markeese Hastings	F	38:43	7-16	1-5	3-5	2	8	10	1	3	18	2	2	1	1	1	1	-5
22	Tilus Wright	G	28:36	2-5	0-0	0-0	1	5	6	0	3	4	0	1	0	0	1	4	4
2	Tray Maddox Jr.	G	25:23	2-8	0-2	1-2	0	6	6	4	1	5	2	2	0	1	1	4	4
11	Lamar Norman Jr.	G	29:40	2-8	1-6	1-2	0	5	5	5	3	6	6	4	0	0	0	-5	
51	Jefferson Monero	G	27:27	3-6	0-1	2-2	0	1	1	3	3	8	5	1	0	1	2	2	2
4	JaVaughn Hannah	24:49	2-8	2-4	0-0	0	0	3	1	0	6	0	2	0	0	1	1	-24	
23	Tafari Simms	03:20	0-0	0-0	0-0	0	1	0	1	2	1	0	0	2	0	0	0	-7	
12	Seth Hubbard	13:15	2-3	1-2	1-1	2	3	3	1	1	6	0	0	0	0	0	0	5	
20	Owen Lobsinger	10:47	1-1	0-0	0-0	0	0	0	0	2	1	2	0	0	1	1	0	-6	
Team																			
Totals			21:55	5:20	8:12	12	35	47	19	16	55	15	15	2	3	5	8		

Officials: NONE

Technical Fouls: NONE

Shooting By Period
 1st FG% 11-24 45.8%
 3PT% 4-10 40.0%
 FT% 4-5 80%
 2nd FG% 10-31 32.3%
 3PT% 1-10 10.0%
 FT% 4-7 57.1%
 GM FG% 21-55 38.2%
 3PT% 5-20 25.0%
 FT% 8-12 66.7%
 Dead Ball Rebounds: 2, 0

Central Mich. - 51

Record: 7-11 (2-3)

NO.	Name	Min	FG		3P		FT		Rebounds		Fouls		TP	AS	TO	ST	Blocks		+/-
			M/A	A/A	M/A	A/A	OR	DR	PF	FD	BS	BA							
4	Carrington McCaskill	F	26:50	3-9	0-1	2-3	1	3	4	4	3	8	0	3	1	3	1	-5	
22	Nicolas Pavrette	C	15:43	0-1	0-0	0-1	1	4	5	0	2	0	0	0	1	1	0	-9	
0	Brian Taylor	G	34:33	2-9	0-2	0-0	2	5	7	2	1	4	3	1	0	0	0	-18	
1	Reggie Bass	G	19:32	0-4	0-2	0-0	0	1	1	5	3	0	4	2	0	1	0	-11	
3	Jesse Zarzuela	G	40:00	6-14	5-9	3-6	0	4	4	1	6	20	2	3	1	0	0	-1	
12	Miroslav Staff	08:45	2-2	0-0	4-4	0	2	2	3	2	8	0	2	0	0	0	0	18	
44	Max Majerle	26:16	1-2	1-2	2-2	0	3	3	2	1	5	0	2	0	0	0	0	-7	
11	Ola Aboyou	12:12	0-0	0-0	0	1	2	0	0	0	0	0	0	0	0	0	0	-10	
15	Markus Harding	16:09	2-6	2-4	0-0	0	2	2	1	1	6	0	2	0	0	0	0	-13	
Team																			
Totals			16:47	8:20	11:16	7	25	32	20	19	51	9	18	3	5	2	-18		

Officials: NONE

Technical Fouls: Bench 1st 1.39Coach 2nd 6:18

Shooting By Period
 1st FG% 9-27 33.3%
 3PT% 4-13 30.8%
 FT% 4-5 80%
 2nd FG% 7-20 35.0%
 3PT% 4-7 57.1%
 FT% 7-11 63.6%
 GM FG% 16-47 34.0%
 3PT% 8-20 40.0%
 FT% 11-16 68.8%
 Dead Ball Rebounds: 1, 2

Biggest lead 9 (1st 7:34) 5 (2nd 17:30)

Best Scoring Run 7 (1st 14:16) 8 (1st 4:07)

Lead Changes 8

Times Tied 6

Time with Lead 24:51 08:33

Points from Turnovers 16 20

Paint 22 32

Second Chance 9 11

Fast Breaks 11 13

Bench 3 14

Period by Period Scoring

	1st	2nd	TOT
AKR	36	33	69
CMU	26	25	51

Points from Turnovers AKR CMU 13 13

Paint 26 16

Second Chance 10 2

Fast Breaks 15 10

Bench 15 19

Period by Period Scoring

	1st	2nd	TOT
AKR	36	33	69
CMU	26	25	51

Points from Turnovers AKR CMU 13 13

Paint 26 16

Second Chance 10 2

Fast Breaks 15 10

Bench 15 19

Period by Period Scoring

	1st	2nd	TOT
AKR	36	33	69
CMU	26	25	51

Points from Turnovers AKR CMU 13 13

Paint 26 16

Second Chance 10 2

Fast Breaks 15 10

Bench 15 19

Period by Period Scoring

	1st	2nd	TOT
AKR	36	33	69
CMU	26	25	51

Points from Turnovers AKR CMU 13 13

Paint 26 16

Second Chance 10 2

Fast Breaks 15 10

Bench 15 19

Period by Period Scoring

	1st	2nd	TOT
AKR	36	33	69
CMU	26	25	51

Points from Turnovers AKR CMU 13 13

Paint 26 16

Second Chance 10 2

Fast Breaks 15 10

Bench 15 19

Period by Period Scoring

	1st	2nd	TOT
AKR	36	33	69
CMU	26	25	51

Points from Turnovers AKR CMU 13 13

Paint 26 16

Second Chance 10 2

Fast Breaks 15 10

Bench 15 19

Period by Period Scoring

	1st	2nd	TOT
AKR	36	33	69
CMU	26	25	51

Points from Turnovers AKR CMU 13 13

Paint 26 16

Second Chance 10 2



Official Basketball Box Score - Final

Akron at Buffalo
01/01/23 Alumni Arena, Buffalo
2022-23 Men's Basketball

Game Time: 7:00 PM
Game Duration: 2:52
Attendance: 5,001

Officials: Bill Ek, Michael Griffith, Steve McLunkins

Akron - 81

Record: 16-6 (8-1)

NO.	Name	Min	FG		3P		FT		Rebounds			Fouls		TP	AS	TO	ST	Blocks		+/-
			M-A	M-A	M-A	M-A	OR	DR	TOT	PF	FD	BS	BA							
11	Sammy Hunter	F 16:22	1-4	0-2	0-0	0	2	2	1	0	2	2	2	1	0	0	0	0	0	7
25	Enrique Freeman	F 36:26	9-15	0-0	0-2	1	8	9	2	5	18	2	2	0	2	3	18			
2	Greg Tribble	G 31:46	1-7	0-1	2-2	0	2	2	2	1	4	8	2	2	1	2	15			
4	Trendon Hankerson	G 31:02	4-7	2-3	0-0	0	2	2	1	1	10	5	1	2	2	0	9			
13	Xavier Castaneda	G 35:32	10-12	7-8	5-6	2	1	3	3	5	32	1	5	0	1	0	13			
34	Nate Johnson	19:25	4-5	2-2	0-0	2	4	6	2	1	10	1	3	0	0	0	20			
5	Tavari Johnson	15:40	2-4	1-1	0-0	0	0	0	2	0	5	2	1	4	0	0	18			
1	Garvin Clarke	09:39	0-1	0-1	0-0	0	0	0	1	0	0	2	0	2	0	0	4			
0	Amani Lyles	01:44	0-1	0-0	0-0	0	0	0	1	0	0	0	0	0	0	0	2			
3	Kobe Mitchell	00:45	0-0	0-0	0-0	0	0	0	0	0	0	0	0	0	0	0	2			
12	Pat Mayfield	00:45	0-0	0-0	0-0	0	0	0	0	0	0	0	0	0	0	0	2			
20	Evan Wilson	00:45	0-0	0-0	0-0	0	0	0	0	0	0	0	0	0	0	0	2			
Team											2	1	3							
Totals			31-56	12-18	7-10	7	20	27	15	13	81	23	15	10	6	5	17			

Shooting By Period		
1 st FG%	17-30	56.7%
3PT%	5-7	71.4%
FT%	3-4	75%
2 nd FG%	14-26	53.8%
3PT%	7-11	63.6%
FT%	4-6	66.7%
GM FG%	31-56	55.4%
3PT%	12-18	66.7%
FT%	7-10	70.0%

Dead Ball Rebounds: 1, 1

Technical Fouls: NONE

Buffalo - 64

Record: 10-12 (4-5)

NO.	Name	Min	FG		3P		FT		Rebounds			Fouls		TP	AS	TO	ST	Blocks		+/-
			M-A	M-A	M-A	M-A	OR	DR	TOT	PF	FD	BS	BA							
1	LaQuill Hardnett	F 27:03	2-2	0-0	2-2	1	2	3	2	2	6	1	5	1	2	0	-11			
23	Isaiah Adams	F 29:44	5-10	1-5	2-2	1	4	5	0	1	13	2	4	1	0	0	-4			
31	Isaac Jack	C 12:01	0-0	0-0	0-0	1	2	3	2	0	0	0	1	0	1	0	-13			
3	Curtis Jones	G 35:33	8-19	2-7	1-2	3	3	6	1	5	19	4	1	2	1	3	-18			
13	Yazid Powell	G 27:29	3-14	0-4	4-5	1	3	4	4	4	10	3	2	2	0	2	-17			
2	Kidtrrell Blocker	30:35	4-6	1-2	0-1	0	1	1	0	1	9	5	3	1	0	1	-8			
24	Jonnivius Smith	27:14	1-2	0-0	2-2	2	4	6	3	1	4	1	2	0	1	0	-9			
0	Kanye Jones	08:18	0-0	0-0	1-2	0	0	0	1	1	1	0	0	1	0	0	-9			
10	Devin Ceaser	01:18	0-2	0-1	0-0	1	0	1	0	0	0	0	0	0	0	0	1			
5	Zaakir Williamson	00:45	1-2	0-0	0-0	1	1	2	0	0	2	0	0	0	0	0	2			
Team											5	0	5							
Totals			24-57	4-19	12-16	16	20	36	14	15	64	16	18	8	5	6	-17			

Shooting By Period		
1 st FG%	8-26	30.8%
3PT%	4-10	40.0%
FT%	5-6	83.3%
2 nd FG%	16-31	51.6%
3PT%	0-9	0.0%
FT%	7-10	70%
GM FG%	24-57	42.1%
3PT%	4-19	21.1%
FT%	12-16	75.0%

Dead Ball Rebounds: 0, 0

Technical Fouls: Coach 2nd 15:56

	AKN	BUF	Points from	AKN	BUF	Period by Period Scoring			
Biggest lead	24 (2 nd 14:09)	1 (1 st 19:09)	Turnovers	26	17	1st	2nd	TOT	
Best Scoring Run	8 (1 st 5:49)	8 (2 nd 5:54)	Paint	30	34	AKN	42	39	81
Lead Changes	2		Second Chance	8	13	BUF	25	39	64
Times Tied	0		Fast Breaks	16	12				
Time with Lead	38:50	00:36	Bench	15	16				



2022-23 Akron Men's Basketball Combined Team Statistics All games

Page 1/1
as of Feb 01, 2023

Game Records

Record	Overall	Home	Away	Neutral
ALL GAMES	16-6	11-0	4-3	1-3
CONFERENCE	8-1	4-0	4-1	0-0
NON-CONFERENCE	8-5	7-0	0-2	1-3

Score by Periods

Team	1st	2nd	OT	TOT
Akron	762	815	11	1588
Opponents	636	741	10	1387

Team Box Score

No.	Player				Total		3-Point		F-Throw		Rebounds											
		GP-GS	MIN	AVG	FG-FGA	FG%	3FG-3FGA	3FG%	FT-FTA	FT%	OFF	DEF	TOT	AVG	PF	DQ	A	TO	BLK	STL	PTS	AVG
13	CASTANEDA, Xavier	20-20	661:58	33.1	109-260	.419	68-170	.400	132-160	.825	15	74	89	4.5	27	0	59	40	2	22	418	20.9
25	FREEMAN, Enrique	22-22	664:40	30.2	132-221	.597	0-2	.000	69-112	.616	73	163	236	10.7	51	2	43	48	24	16	333	15.1
4	HANKERSON, Trendon	22-22	720:08	32.7	66-176	.375	48-129	.372	21-28	.750	9	89	98	4.5	45	0	48	30	12	18	201	9.1
11	HUNTER, Sammy	22-14	427:30	19.4	58-151	.384	28-97	.289	11-18	.611	20	39	59	2.7	33	1	12	10	2	3	155	7.0
2	TRIBBLE, Greg	22-22	625:34	28.4	53-138	.384	1-12	.083	37-51	.725	17	45	62	2.8	51	1	50	25	3	20	144	6.5
5	JOHNSON, Tavari	21-9	379:37	18.1	50-117	.427	18-49	.367	6-10	.600	6	38	44	2.1	38	0	42	38	3	21	124	5.9
34	JOHNSON, Nate	22-1	412:56	18.8	35-73	.479	14-31	.452	7-10	.700	21	45	66	3.0	34	1	17	23	1	17	91	4.1
3	MITCHELL, Kobe	17-0	212:09	12.5	12-38	.316	10-34	.294	4-4	1.000	2	11	13	0.8	17	0	8	6	1	7	38	2.2
0	LYLES, Amani	20-0	102:24	5.1	15-31	.484	0-1	.000	14-20	.700	15	8	23	1.2	28	1	3	8	7	8	44	2.2
1	CLARKE, Garvin	13-0	171:27	13.2	8-36	.222	3-22	.136	4-7	.571	11	13	24	1.8	13	0	10	11	2	6	23	1.8
20	WILSON, Evan	9-0	27:46	3.1	4-10	.400	4-8	.500	0-2	.000	0	1	1	0.1	4	0	3	2	0	2	12	1.3
12	MAYFIELD, Pat	8-0	18:51	2.4	2-6	.333	0-3	.000	1-2	.500	0	7	7	0.9	1	0	0	0	1	2	5	0.6
Team											38	37	75				7					
Total		22	4425		544-1257	.433	194-558	.348	306-424	.722	227	570	797	36.2	342	6	295	248	58	142	1588	72.2
Opponents		22	4425		514-1229	.418	141-424	.333	218-312	.699	193	533	726	33.0	403	11	254	291	73	128	1387	63.0

Team Statistics

	UA	OPP
Scoring	1588	1387
Points per game	72.2	63.0
Scoring margin	+9.1	-
Field goals-att	544-1257	514-1229
Field goal pct	.433	.418
3 point fg-att	194-558	141-424
3-point FG pct	.348	.333
3-pt FG made per game	8.8	6.4
Free throws-att	306-424	218-312
Free throw pct	.722	.699
F-Throws made per game	13.9	9.9
Rebounds	797	726
Rebounds per game	36.2	33.0
Rebounding margin	+3.2	-
Assists	295	254
Assists per game	13.4	11.5
Turnovers	248	291
Turnovers per game	11.3	13.2
Turnover margin	+2.0	-
Assist/turnover ratio	1.2	0.9
Steals	142	128
Steals per game	6.5	5.8
Blocks	58	73
Blocks per game	2.6	3.3
Winning streak	7	-
Home win streak	11	-
Attendance	17170	21660
Home games-Avg/Game	11-1561	7-3094
Neutral site-Avg/Game	-	4-2516

Team Results

Date	Opponent		Score	Att.
11/07/2022	South Dakota St.	Wot	81-80	2157
11/11/2022	vs Mississippi St.	L	54-73	5213
11/15/2022	Morgan St.	W	65-59	1759
11/21/2022	vs Western Ky.	W	72-53	1250
11/22/2022	vs LSU	L	58-73	1200
11/23/2022	vs Nevada	L	58-62	2400
11/30/2022	at Marshall	L	57-68	4012
12/04/2022	Muskingum	W	80-33	1466
12/11/2022	Jackson St.	W	85-72	1385
12/14/2022	Wright St.	W	66-54	1398
12/19/2022	Maine	W	87-55	1424
12/22/2022	at Bradley	L	55-74	3530
12/30/2022	Concord	W	84-58	1550
01/03/2023	NIU	W	76-51	0
01/06/2023	at Ball St.	L	63-70	3476
01/10/2023	at Bowling Green	W	74-70	1844
01/13/2023	Eastern Mich.	W	104-67	2177
01/17/2023	at Central Mich.	W	69-51	1509
01/21/2023	at Western Mich.	W	63-55	2288
01/24/2023	Miami (OH)	W	73-68	1620
01/28/2023	Ohio	W	83-77	2234
01/31/2023	at Buffalo	W	81-64	5001



2022-23 Akron Men's Basketball Combined Team Statistics In Conference games

Page 1/1
as of Feb 01, 2023

Game Records

Record	Overall	Home	Away	Neutral
ALL GAMES	8-1	4-0	4-1	0-0
CONFERENCE	8-1	4-0	4-1	0-0
NON-CONFERENCE	0-0	0-0	0-0	0-0

Score by Periods

Team	1st	2nd	OT	TOT
Akron	334	352	0	686
Opponents	262	311	0	573

Team Box Score

No.	Player	Total			3-Point			F-Throw		Rebounds				Other								
		GP-GS	MIN	AVG	FG-FGA	FG%	3FG-3FGA	3FG%	FT-FTA	FT%	OFF	DEF	TOT	AVG	PF	DQ	A	TO	BLK	STL	PTS	AVG
13	CASTANEDA, Xavier	7-7	239:17	34.2	45-99	.455	25-66	.379	49-57	.860	7	23	30	4.3	15	0	20	16	1	8	164	23.4
25	FREEMAN, Enrique	9-9	275:21	30.6	63-100	.630	0-1	.000	42-58	.724	29	77	106	11.8	24	2	13	19	11	7	168	18.7
4	HANKERSON, Trendon	9-9	304:51	33.9	25-76	.329	19-59	.322	8-10	.800	3	36	39	4.3	21	0	24	13	8	6	77	8.6
11	HUNTER, Sammy	9-8	182:37	20.3	27-52	.519	16-37	.432	5-9	.556	8	13	21	2.3	17	1	4	6	1	2	75	8.3
2	TRIBBLE, Greg	9-9	275:29	30.6	24-60	.400	0-3	.000	22-27	.815	5	17	22	2.4	19	0	25	9	1	9	70	7.8
34	JOHNSON, Nate	9-0	168:29	18.7	16-30	.533	6-13	.462	5-6	.833	9	20	29	3.2	17	1	11	8	0	4	43	4.8
5	JOHNSON, Tavari	9-3	153:35	17.1	16-45	.356	5-17	.294	1-2	.500	1	13	14	1.6	22	0	16	14	1	7	38	4.2
0	LYLES, Amani	8-0	41:14	5.2	8-16	.500	0-1	.000	8-8	1.000	3	3	6	0.8	15	1	1	2	3	4	24	3.0
3	MITCHELL, Kobe	8-0	105:55	13.2	5-18	.278	5-16	.313	2-2	1.000	0	4	4	0.5	6	0	6	2	0	1	17	2.1
20	WILSON, Evan	4-0	10:53	2.7	2-4	.500	2-3	.667	0-0	.000	0	0	0	0.0	0	0	0	0	0	0	6	1.5
1	CLARKE, Garvin	5-0	33:24	6.7	1-6	.167	1-5	.200	0-0	.000	2	2	4	0.8	1	0	2	1	0	2	3	0.6
12	MAYFIELD, Pat	4-0	08:56	2.2	0-2	.000	0-1	.000	1-2	.500	0	3	3	0.8	1	0	0	0	1	1	1	0.3
Team											16	13	29				3					
Total		9	1800		232-508	.457	79-222	.356	143-181	.790	83	224	307	34.1	158	5	122	93	27	51	686	76.2
Opponents		9	1800		201-480	.419	54-176	.307	117-164	.713	81	209	290	32.2	173	8	95	121	29	45	573	63.7

Team Statistics

	UA	OPP
Scoring	686	573
Points per game	76.2	63.7
Scoring margin	+12.6	-
Field goals-att	232-508	201-480
Field goal pct	.457	.419
3 point fg-att	79-222	54-176
3-point FG pct	.356	.307
3-pt FG made per game	8.8	6.0
Free throws-att	143-181	117-164
Free throw pct	.790	.713
F-Throws made per game	15.9	13.0
Rebounds	307	290
Rebounds per game	34.1	32.2
Rebounding margin	+1.9	-
Assists	122	95
Assists per game	13.6	10.6
Turnovers	93	121
Turnovers per game	10.3	13.4
Turnover margin	+3.1	-
Assist/turnover ratio	1.3	0.8
Steals	51	45
Steals per game	5.7	5.0
Blocks	27	29
Blocks per game	3.0	3.2
Winning streak	7	-
Home win streak	4	-
Attendance	6031	14118
Home games-Avg/Game	4-1508	5-2824
Neutral site-Avg/Game	-	0-0

Team Results

Date	Opponent	Score	Att.
01/03/2023	NIU	W 76-51	0
01/06/2023	at Ball St.	L 63-70	3476
01/10/2023	at Bowling Green	W 74-70	1844
01/13/2023	Eastern Mich.	W 104-67	2177
01/17/2023	at Central Mich.	W 69-51	1509
01/21/2023	at Western Mich.	W 63-55	2288
01/24/2023	Miami (OH)	W 73-68	1620
01/28/2023	Ohio	W 83-77	2234
01/31/2023	at Buffalo	W 81-64	5001