

AKRON BASKETBALL

Game 25 | at Ohio



122nd Season | MAC Tournament Champions: 2009, 2011, 2013, 2022 | MAC Regular-Season Champions: 2012, 2013, 2016, 2017, 2020

2022-23 BASKETBALL SCHEDULE

Date	Opponent	TV	Time
Nov. 7	South Dakota State W	81-80 OT
Nov. 11	Mississippi State \$ L	73-54
Nov. 15	Morgan State W	65-59
Nov. 21	Western Kentucky % W	72-53
Nov. 22	LSU % L	73-58
Nov. 23	Nevada % L	62-58
Nov. 30	Marshall L	68-57
Dec. 4	Muskingum W	80-33
Dec. 11	Jackson State W	85-72
Dec. 14	Wright State W	66-54
Dec. 19	Maine W	87-55
Dec. 22	Bradley L	74-55
Dec. 30	Concord W	84-58
Jan. 3	Northern Illinois * W	76-51
Jan. 6	Ball State * L	70-63
Jan. 10	Bowling Green * W	74-70
Jan. 13	Eastern Michigan * W	104-67
Jan. 17	Central Michigan * W	69-51
Jan. 21	Western Michigan * W	63-55
Jan. 24	Miami * W	73-68
Jan. 28	Ohio * W	83-77
Jan. 31	Buffalo * W	81-64
Feb. 3	Kent State * W	67-55
Feb. 7	Toledo * L	84-74
Feb. 10	Ohio *	CBSSN ...	7:30 PM
Feb. 14	Eastern Michigan *	ESPN3/+	7 PM
Feb. 18	Buffalo *	7 PM
Feb. 21	Toledo *	ESPN3/+	7 PM
Feb. 25	Western Michigan *	ESPN3/+ ..	4 PM
Feb. 28	Ball State *	ESPN3/+ ..	7 PM
March 3	Kent State *	WC.....	TBA

Home games **BOLD** | All Game Times and Dates subject to change | WC - MAC 21-day Wildcard Game Selection | * MAC game
 \$ Barstool Sports Invitational - Philadelphia, Pa.
 % Cayman Islands Classic - Grand Cayman Island

Akron (17-7, 9-2) at Ohio (13-11, 5-6)

Friday, Feb. 10 • Ohio Convocation Center
 Athens, Ohio • 7:30 PM • CBS Sports Network



OHIO HEAD COACH

Jeff Boals (Ohio '95)
 Overall: 127-85 (7th season)
 Record at Ohio: 72-44 (4th season)
 MAC Record: 36-27 (4th season)

AKRON ZIPS HEAD COACH

John Groce (Taylor '94)
 Career Record: 293-198 (15th Season)
 Record at Akron: 111-66 (6th Season)
 Overall MAC Record: 97-70 (at Ohio and Akron)

ALL-TIME SERIES

Akron Leads: 47-42
 Last Meeting: Akron 83, Ohio 77
 First Meeting: Akron 21, Ohio 18
 In Akron: 28-15, Neutral: 3-1, In Athens: 16-26
 Groce vs. Ohio 5-3 (5-3 Overall)
 at James A. Rhodes Arena, Jan. 28, 2023
 in Akron 1911-12 season

BROADCAST

TV/Video: CBSSN - **John Sadak** (PxP) and **Steve Wolf** (Analyst)
Radio: Akron Sports Network - **Dave Skoczen** (PxP), **Joe Dunn** (Analyst)-WHLO 640 AM (iHeart Radio)
Live Stats: GoZips.com/Schedule - Live Stats

QUICK HITS

- Akron is one of two teams in the MAC to play 5 Top 100 NET teams in non-conference play this season: Buffalo (6), Akron (5), Miami (4), Eastern Michigan (3), Northern Illinois (3), Ohio (3), Kent State (3), Toledo (3), Western Michigan (3), Central Michigan (2), Ball State (0), Bowling Green (0).
- Akron is 17-7 this season with all losses coming from opponents in the Top 100 NET rankings with a total win-loss record of 57-14 before conference play: 76 LSU (12-1), 37 Mississippi State (11-2), 55 Nevada (12-3), 66 Marshall (12-3), 62 Bradley (10-5). Zips fell to 100 Ball State and 102 Toledo.
- The Naismith Basketball Hall of Fame announced the Top 10 candidates for the 2023 Karl Malone Award. Enrique Freeman (Akron), Drew Timme (Gonzaga), Azuolas Tubelis (Arizona), Trayce Jackson-Davis (Indiana), Hunter Tyson (Clemson), Kris Murray (Iowa), DaRon Holmes II (Dayton), Norchad Omier (Miami (Fla.)), Kyle Filipowski (Duke) and Bryce Hopkins (Providence).

- Freeman and Castaneda rank in the NCAA Top 30 players in six categories
Freeman: 6th REBS/G (11.0), 7th REBS (253), 9th DREB/G (7.70), 13th Double-Doubles (11), 23rd FG% (59.9), 28th OREB/G (3.30) 1 of 14 to avg dbl-dbl, 1 of 16 avg. dbl digit rbs
Castaneda: 4th FTM (139), 7th 3PT FG/G (3.48), 9th FTA (169), 14th PPG (21.0), 18th 3PT Made (72), 30th 3PT Attempts (179), 40th 3PT FG% (.408) and 41st Total Points (442)

Akron	STAT BREAKDOWN	Ohio
72.0	SCORING AVERAGE	78.1
+8.5	SCORING MARGIN	+4.5
.431	FG PERCENTAGE	.461
.350	3PT PERCENTAGE	.363
8.9	3PT FG MADE PER GAME	8.6
.728	FT PERCENTAGE	.721
36.0	REBOUND PER GAME	38.0
+3.3	REBOUNDING MARGIN	+3.3
13.3	ASSISTS PER GAME	13.1
11.3	TURNOVERS PER GAME	11.6
6.4	STEALS PER GAME	6.1
2.7	BLOCKS PER GAME	2.3

2022-23 AKRON BASKETBALL

PROBABLE STARTERS



AKRON QUICK FACTS

Location Akron, Ohio (44325)
 Population 200,000 (fifth largest in Ohio)
 Founded 1870 (as Buchtel College)
 Enrollment 20,500
 Nickname Zips
 Colors Blue (PMS 282) and Gold (PMS 7503)
 Conference Mid-American
 President Dr. Gary L. Miller
 Director of Athletics Charles Guthrie
 Deputy AD Markus Jennings
 Sr Associate AD/SWA Jackie Wallgren
 Faculty Athletics Representative ... Dr. Matthew Juravich
 Athletic Dept. Phone: (330) 972-7080
 Ticket Office Phone: 1-888-99-AKRON

JAMES A. RHODES ARENA

Capacity 5,500
 Opened December 3, 1983
 W, 78-74 over Eastern Michigan
 Seating 2,096 arm-chair seating
 3,404 bleacher-style seating
 Record at Rhodes Arena.... 453-136 (.767) - 39 Seasons
 Record under John Groce 111-66 (6th Season)
 Press Row Phone (330) 374-8771

PROGRAM HISTORY

Seasons of Basketball 122nd
 First Season of Basketball 1901-02
 Seasons of Division I Basketball 42nd
 First Season of Division I Basketball 1980-81
 All-Time Record 1,688-1,068 (.611)
 All-Time Division I Record 727-548 (.564)
 All-Time MAC Record 297-239 (.543) 29 seasons
 MAC Tournament Titles 4 (2009, 2011, 2013, 2022)
 MAC Regular Season Titles 5 (2012, 2013, 2016, 2017, 2020)
 NCAA Tournament Appearances 14
 NCAA DI Tournament Appearances (Yrs) .5 (1986, 2009, 2011, 2013, 2022)
 NIT Appearances (Yrs) 7 (1987, 1989, 2006, 2008, 2012, 2016, 2017)
 CBI Appearances (Yrs) 1 (2010)
 CIT Appearances (Yrs) 1 (2014)

GoZips.com

Twitter @ZipsMBB | @JohnGroce | @AkronZips
 Facebook Facebook.com/ZipsMBB | /AkronZips
 Instagram @ZipsMBB
 YouTube YouTube.com/ZipsAthletics

ATHLETICS COMMUNICATIONS

Brian Dennison (Men's Basketball Contact)
 Assistant Director for Communications
 (330) 972-6292 office | (330) 962-0366 cell
 bld2@uakron.edu

Sean Palchick (Women's Basketball Contact)
 Associate Director of Athletics Communications
 Office Phone: (330) 972-2677
 Email: spalchick@uakron.edu

WHAT'S AHEAD

Akron is looking to bounce-back from its first home loss of the season as the Zips travel to Athens, Ohio for a rematch against the Ohio Bobcats on Friday, Feb. 10 at 7:30 p.m. The game will be nationally broadcasted by CBS Sports Network from the Convocation Center with John Sadak (Analyst) and Steve Wolf (PxP) on the call. Fans can listen to Akron Sports Radio Network on WHLO 640 AM with Dave Skoczen (PxP) and Joe Dunn (analyst). Live stats are also available on GoZips.com.

THE AKRON-OHIO SERIES

Tuesday's game marks the 69th meeting in series history between Akron and Toledo, and 15th meeting for a Groce coached squad (seventh at Akron). Toledo owns a 39-29 all-time series advantage while Groce is 7-7 all-time and 2-6 at Akron against the Rockets. The Zips have won 10 of the last 19 meetings and snapped a four-game losing skid with a 95-94 overtime win on Jan. 16, 2021, at James A. Rhodes Arena. In 2022, the Rockets won the regular season matchup 84-67 on Jan. 28, but the Zips retaliated by knocking off the No. 1 seeded Rockets in the 2022 MAC Tournament and advance to the NCAA First Round. The Rockets claimed a 91-76 win at Savage Arena on Feb. 2, 2021.

In 2018, the two teams met at Savage Arena (Jan. 5) on CBS Sports Network as Toledo claimed a narrow 67-65 advantage. Almost a month later (Feb. 3), Toledo claimed its second win of the season, 77-56, at Rhodes Arena. Over the last two seasons, Toledo claimed the lone matchups at Savage Arena 63-52 (Feb. 5, 2019) and at James A. Rhodes Arena 99-89 (Jan. 18, 2020).

UA is 17-12 all-time at Rhodes Arena, 10-26 on the road at Savage Arena, and 2-1 in the MAC Tournament with a loss at Quicken Loans Arena.

SCOUTING THE ROCKETS

Ohio enters Friday's game with a 5-6 MAC record and 13-11 overall mark while winning two straight games over Miami (78-68) and NIU (82-76). The Bobcats average 78.1 points per outing on 46.1 percent shooting from the floor and a 36.3 percent effort from beyond the 3-point arc, draining 8.6 triples a game. The Bobcats are 10-1 at home, 3-9 on the road and 0-1 at neutral sites.

Ohio has four players scoring in double figures in points per game as Dwight Wilson leads the way with 15.9 points per game on 63.6 shooting from the floor. He also leads the squad on the glass, grabbing 9.7 rebounds per game for 222 total boards. Jaylin Hunter follows and paces Ohio in two stat categories with team-highs in assists (102) and steals (35) while scoring 11.8 points per game. Miles Brown adds 10.7 points per game while leading the Bobcats from beyond the arc with 49 trifectas at a 39.8 percent rate. AJ Brown is the third leading scorer with 10.6 points per game, while second from long distance with 44 triples and a team-best 44.4 percentage.

Defensively, Ohio limits its opponents to 73.6 points per game on 44.1 percent shooting from the floor and 35.7 percent from 3-point range, allowing only 8.3 long distance strikes per night. The Bobcats have caused 286 turnovers (11.9 to/g) with 147 steals (6.1 stl/g). The Bobcats outrebound the opponent by a +3.3 margin, allowing the opponent to grab 833 total boards (34.7 rebs/g) compared to the 913 total rebounds secured by the Bobcats (38.0 rebs/g).

AKRON IN THE MAC

Akron is 49-18 over the last three seasons in MAC play, owning the highest winning percentage (.714) in the league. The Zips are 35-14 in the MAC under the new conference format without divisions (new in 2020-21). Akron is 86-24 (.795) at home in league play since the start of the 2011 MAC schedule. UA has seen a ton of success in league play since the start of the 2004-05 season, and is 218-100 overall (.681), including a 131-31 mark in MAC play at home (.822). The Zips' 218 wins are the most in the league during that stretch. The Zips have won 133 of their last 190 MAC games (.694).

ON THE ROAD

Akron is 4-3 in true road games this season, winning four straight games after snapping a three-game setback streak at Bowling Green (74-70) and following with wins at Central Michigan (69-51), Western Michigan (63-55) and Buffalo (81-64). Akron fell to Ball State (70-63), Marshall (68-57) and Bradley (74-55). The Zips are 1-3 in neutral site games this season. Akron finished 8-4 on the road in 2021-22, dropping the season opening game to Ohio State (67-66) as time expired and defeating Wright State by a decisive 18 points (66-48). The Zips second road setback came against Kent State (67-55) in the first installment of the 2021-22 Wagon Wheel series. Zips bounced back with 91-66 win over Bowling Green and a 60-56 win over Central Michigan. The Zips fell to Toledo (84-76). Zips defeated Miami (71-59) and NIU (70-64) in back-to-back road contests but fell to WMU (61-57). Akron defeated Eastern Michigan 67-48, Ohio (91-83) and Ball State (79-60) to end the season.

THE POLLS - ZIPS ENTER MID-MAJOR TOP 25 POLL ON FEB. 6

The Akron Zips appeared on The CollegeInsider.com Mid-Major Top 25 Poll, ranking 18th overall on Feb. 6, 2023 as a result of an eight-game winning streak and taking over sole position at the top of the MAC, defeating rival Kent State 67-55. In the Ken Pom rankings, Akron ranks 95th overall in the NCAA, and 89th in defensive efficiency (100.7) and 126th in adjusted offensive efficiency (107.5). Akron is No. 1 in the MAC in adjusted defensive efficiency (101.9) and No. 2 adjusted offensive efficiency (113.7). The Zips rank No. 93 in the NCAA NET Rankings.



2022-23 AWARDS AND HONORS

MAC Player of the Week

Xavier Castaneda (Feb. 6)
Enrique Freeman (Jan. 9)
Enrique Freeman (Jan. 30)

Cayman Islands Classic All-Tournament Team

Xavier Castaneda

2022-23 PRESEASON POLL

MAC Men's Basketball Preseason Coaches Poll

1. Kent State (6) - 135 points
2. Toledo (4) - 131
3. Akron (2) - 127
4. Ball State -- 94
5. Ohio -- 91
6. Buffalo -- 82
7. Eastern Michigan -- 68
8. Western Michigan -- 66
9. Bowling Green -- 42
10. Central Michigan -- 38
11. Miami -- 36
12. Northern Illinois - 26

MAC Tournament Champion: Kent State (4), Toledo (3), Akron (2), Eastern Michigan (1), Western Michigan (1)

Preseason All-MAC First Team

Enrique Freeman, F, Akron, Jr.
Payton Sparks, C, Ball State, So.
Sincere Carry, G, Kent State, R-Sr.
JT Shumate, F, Toledo, Sr.
Lamar Norman Jr., G, Western Michigan, Sr.

Preseason All-MAC Second Team

Xavier Castaneda, G, Akron, Sr.
Kevin Miller, G, Central Michigan, So.
Emoni Bates, F, Eastern Michigan, So.
Malique Jacobs, G, Kent State, R-Sr.
Setric Millner Jr., F, Toledo, Sr.

2021-22 MAC Postseason Awards

Defensive Player of the Year

Enrique Freeman

All-Defensive Team

Enrique Freeman

Second Team All-MAC

Enrique Freeman

Honorable Mention

Xavier Castaneda

In 2021-22, Freeman ranked No. 1 in the nation in field goal percentage (.665) and landed in the NCAA Top 20 in six categories: No. 4 total rebounds (367), No. 6 rebounds per game (10.8), No. 8 double-doubles (18), No. 9 defensive rebounds per game (7.53) and No. 19 offensive rebounds per game (3.26). Freeman was one of 13 players in the NCAA to average a double-double in points (13.2) and rebounds (10.8). He led the MAC in 5-of-6 categories,

TEAM CAPTAINS

For the first time in six seasons, Akron head coach John Groce named captains for Zips basketball. Enrique Freeman, Xavier Castaneda, Greg Tribble and Trendon Heankerson were nominated and accepted their new roles as Akron heads into Mid-American Conference play.

MR. DOUBLE-DOUBLE

Enrique Freeman is 1-of-14 players in the NCAA to average a double-double, scoring 15.1 points per game and grabbing 11.0 boards per contest. He ranks 12th in the NCAA with 12 double-doubles which tops the MAC. He pulled down double-digit rebounds in 15-of-24 outings, including a 15-rebound, 32-point career-best performance against Ohio. In addition, he has 17 double-digit scoring efforts, scoring 27, 23 (2x), 21, 20, 19, 18 (3x), 17 (2x), 14, 13 (2x), 11 and 10 (2x)-points. He is currently ranked in rebounds per game (11.0 - 6th-NCAA, 1st-MAC), double-doubles (12 - 12th-NCAA, 1st-MAC), total rebounds (265 - 5th-NCAA, 1st-MAC), defensive rebounds per game (7.71 - 9th-NCAA, 1st-MAC), offensive rebounds per game (3.33 - 24th-NCAA, 2nd-MAC) and field goal percentage (59.2 - 28th NCAA - 2nd MAC). Freeman earned MAC Player of the Week (twice), averaging 25 points and 14.5 rebounds to open league play (Jan. 9) and 22.5 points and 11.5 ebounds (Jan. 30) for a pair of league wins. .

X FACTOR

Castaneda leads the Akron Zips and 2nd in MACs coring with 21.1 points per game (15th NCAA, 2nd MAC). He scored in double figures 21-of-22 games, including a five 30+ point performances and 3 of last 6 with 32 points. He set a career-high 33 points against Maine, tallied 32 against Western Michigan, Miami and Buffalo after opening the season with 31 points against South Dakota State. He is shooting 40.0 percent from long distance (49th NCAA, 2nd MAC) and averages 3.45 trifectas per game (7th NCAA, 1st MAC) with a team-best 76 triples (17th NCAA, 1st MAC). Castaneda is the squad's assist leader, dishing out 2.81 helpers per game with 60 assists to date. He ranks in the NCAA Top 5 in free throws made (147 - 4th NCAA, 1st MAC), free throw attempts (177 - 7th NCAA, 1st MAC). Castaneda was named to the 2022 Cayman Islands Classic All-Tournament team, averaging 18.3 points, 4.3 rebounds and 2.7 assists.

JOHNSON N JOHNSON

Freshmen Nate Johnson (redshirt) and Tavari Johnson are starting to impact the Zips offensive output. Nate Johnson averages 18.5 minutes per game, scoring 3.8 points on 46.7 percent shooting from the floor. He shoots 43.8 percent from deep, draining 14-of-32 long-distance buckets. He impacts both ends of the floor, grabbing 66 rebounds for 2.8 per game and adds 19 steals. Tavari Johnson had a breakout game against Nevada in the Cayman Islands with a career-high 21 points on 9-of-10 shooting from the field and a perfect 3-of-3 showing from downtown. He joined the starting lineup on Dec. 4 and averages 17.3 minutes and 5.5 points per game. He shoots 41.5 percent from the floor and 34.6 percent from deep with 18 made trifectas. He adds 46 rebounds, 47 assists and 22 steals.

HOME SWEET HOME

The Zips own a 453-136 (.767) all-time record at Rhodes Arena. In the last 16 seasons, Akron has posted a 249-39 (.864) record at the JAR. Under coach Groce Akron is 73-14 (.825) at home. The Zips are 12-1 at home in 2022-23. Akron went 12-4 at Rhodes Arena in Groce's first year as head coach and followed with a 14-3 effort. The Zips went 15-2 at home in 2019-20 en route to the regular season MAC Championship. During COVID shortened season, Akron posted a 9-1 mark at the JAR (2020-21) and last season the Zips posted a 12-3 record. Groce became the third Akron coach since 1940 to win his first six home games in the first season as head coach. The Zips rattled off seven straight wins at the JAR before falling in the MAC home opener to Buffalo. The Zips set the all-time longest home winning streak record at Rhodes Arena with 30 consecutive wins during the 2015-17 seasons, replacing the 26-game run the Zips made during the 1985-87 seasons under head coach Bob Huggins. The streak ranked No. 2 in the NCAA.

LAST TIME VS THE BOBCATS

The Akron Zips defeated the Ohio Bobcats 83-77 behind a career performance by junior forward Enrique Freeman at James A. Rhodes Arena. The combination of a dominant outing by Freeman and lethal long-range shooting was too much for Ohio to overcome as the Zips snapped the Bobcats two-game winning streak to remain unbeaten at home (11-0). Freeman recorded his tenth double-double of the season with a career-high 32 points and 15 rebounds and had plenty of support from senior guard Xavier Castañeda (16 points), graduate transfer guard Trendon Hankerson (14) and junior forward Sammy Hunter (nine).

Akron seized control after a close start that saw the two sides swap leads to tip off the game, building a lead of as many as 19 and holding off the Bobcats down the stretch. It's the sixth straight win for the Zips (15-6, 7-1 MAC), who remain tied for first place in the MAC. The victory featured 9-of-16 shooting from long range by Akron, besting their previous top effort of 55 percent from 3-point range in a Dec. 19 win over Maine. Castaneda helped lead the 3-point barrage, including a key triple with 8:30 left in the game to stem the tide after the Bobcats (11-10, 3-5 MAC) cut their deficit to eight. Hunter and Hankerson each made all three of their triple tries.

Freeman keyed a 22-5 run over a span of 5:53 midway through the first half with eight points and back-to-back threes from the top of the key by Hankerson, combined with a technical foul on the Bobcats, helped Akron expand its lead to 19 at 44-25 heading into the final media timeout of the frame. It was the Freeman show throughout the half, as he consistently beat Ohio defenders to the hoop for layups and dominated the glass, posting 16 points and eight rebounds before the break. His efforts helped stake the Zips to a 47-30 halftime lead. As a team, Akron shot a sizzling 63 percent from the field in the opening 20 minutes, including 7-of-11 from 3-point range. They also notched a 16-9 rebounding edge, controlling the paint as well as the perimeter.

Junior guard Jaylin Hunter led Ohio with 16 points and freshman guard A.J. Brown chipped in with 15 for the visitors.



AKRON'S RECORD WHEN...

At home	12-1
On the road	3-3
Neutral	1-3
Playing on National TV	2-1
In overtime	1-0
In games decided by 1-2 points	1-0
In games decided by 3-5	3-1
In games decided by 6-10 points	3-2
In games decided by 11-20 points	5-3
In games decided by 21 or more	4-0
Scoring First	12-1
Leading at half	11-2
Tied at half	3-0
Trailing at half	2-5
Leading with 10:00 remaining	12-2
Trailing with 10:00 remaining	4-5
Tied with 10:00 remaining	0-0
Leading with 5:00 remaining	13-2
Trailing with 5:00 remaining	2-5
Tied with 5:00 remaining	1-0
UA shoots 50% or better	8-0
UA shoots less than 50%	8-7
UA shoots better than opponent	13-1
UA shoots worse than opponent	3-6
UA shoots the same FG% as opponent	0-0
Opponent shoots 50% or better	4-3
UA out-rebounds opponent	10-4
Opponent out-rebounds UA	4-3
Rebounds are tied	1-0
UA shoots 70% or better at FT line	12-3
UA has more FT attempts	11-2
Opponent has more FT attempts	3-5
FT attempts are tied	0-0
UA shoots 40% or better from 3-point	6-4
UA shoots under 40% from 3-point	9-3
UA has more turnovers than opponent	2-5
UA has less turnovers than opponent	12-2
Turnovers are tied	2-0
UA scores 90-plus points	1-0
UA scores 80-89 points	7-0
UA scores 70-79 points	3-1
UA scores 60-69 points	4-1
UA scores 50-59 points	0-5
UA scores 49 or less points	0-0
Opponent scores 90-plus points	0-0
Opponent scores 80-89 points	2-1
Opponent scores 70-79 points	3-4
Opponent scores 60-69 points	3-2
Opponent scores 50-59 point	7-0
Opponent scores 49 or less points	1-0

AKRON STREAKS...

Current Streak	Lost 1
Home Court Streak	Lost 1
Road Streak	Won 3
Neutral Court Streak	Lost 2
Last 5 Games	4-1
Last 10 Games	8-2

AKRON BY MONTH...

November	3-4
December	5-1
January	7-1
February	1-1
March	0-0

AKRON BY DAY OF THE WEEK...

Sunday	2-0
Monday	3-0
Tuesday	5-2
Wednesday	1-1
Thursday	0-1
Friday	3-2
Saturday	2-1

LAST TIME OUT

The Akron Zips dropped an 84-74 decision to the visiting Toledo Rockets, suffering their first home loss of the season and snapping an eight-game winning streak at James A. Rhodes Arena.

Senior guard Xavier Castaneda led Akron with a game-high 23 points, graduate transfer guard Trendon Hankerson contributed 20 and junior forward Enrique Freeman posted 10 points and 12 rebounds in the contest for his 12th double-double.

The Zips (17-7, 9-2 MAC) relied on their Mid-American Conference-leading scoring defense to keep themselves in the game, recording five steals and holding Toledo below its scoring average of 84.9 points per game. Despite foul trouble, Freeman notched his 15th double-digit rebounding effort of the season, maintaining his position as the MAC's top rebounder.

Despite facing deficits throughout the game, Akron battled back time and again, closing to within three (55-52) early in the second half. Later in the frame, a pair of free throws brought the Zips within three, but the Rockets (18-6, 9-2 MAC) were able to prevail down the stretch.

The Zips were able to slow Toledo's offense following a fast start for the visitors, who entered the game leading the MAC in scoring. After posting 19 points in the first 10:18 of the game, the Rockets managed just five in the next 5:43, a span in which they shot 1-of-5 and committed three turnovers. The two teams traded baskets down the stretch heading into the half, with Toledo holding a 36-27 lead at the break.

Senior forward Setric Millner led Toledo with 20 points and sophomore guard Dante Maddox added 19 for the visitors.

CASTANEDA NAMED MAC PLAYER OF THE WEEK

Senior guard Xavier Castaneda was named Mid-American Conference Player of the Week after leading Akron to a pair of wins and sole possession of first place in the regular season MAC standings as the Zips defeated Buffalo on the road (81-64) and rival Kent State at home (67-55), the league announced Monday.

Akron is riding an eight-game winning streak and 12-0 at The JAR as Castaneda averaged 28 points per game on 61.5 percent shooting from the floor (16-of-26), including an impressive 70.6 percent from beyond the 3-point arc (12-of-17) and 80.0 percent from the charity stripe (12-of-15). He added six rebounds, one assist, one steal and one blocked shot. Castaneda scored 56 total points for the week.

He opened the week with 32-points, his third 32-point effort in four games. Castaneda buried 10-of-12 shots from the field, including a 7-of-8 performance from downtown and 5-of-6 from the free throw line. He grabbed three boards with an assist and a block.

In the Wagon Wheel showdown, the Chicago native, registered 24 points to pace the Zips over their rival Kent State. He shot 6-of-14 from the floor and 5-of-9 from long distance. He sank 7-of-9 bonus buckets with three rebounds and a steal.

FREEMAN NAMED MAC PLAYER OF THE WEEK X2

Junior forward Enrique Freeman was named Mid-American Conference Player of the Week on Jan. 9 and 30. Freeman earned his second award after leading Akron to a pair of home wins over Miami (73-68) and Ohio (83-77) at home. Freeman averaged a double-double with 22.5 points and 11.5 rebounds while shooting 76.0 percent from the floor (19-of-25). He added four assists and a blocked shot while grabbing 16 defensive rebounds and seven offensive boards. Freeman had an incredible performance to lift the Zips over the Bobcats, recording 10th double-double of the season with a career-high 32 points and 15 rebounds. He shot 77.8 percent from the floor (14-of-18) and dished out two assists while grabbing 11 defensive rebounds. Against Miami, Freeman scored 13 points on 5-of-7 shooting from the field and grabbed eight rebounds with two assists.

In the opening week of MAC play, Freeman led the Zips to a 1-1 overall mark by averaging a double-double with 25 points and 14.5 rebounds. Freeman posted is seventh and eighth double-double of the season. He shot 61.3 percent from the field (19-of-31) and 75.0 percent from the free throw line (12-of-16) while adding five steals, three assist and two blocked shots. In the MAC opener, Freeman registered a (then) career-high 27 points and matched a season-best 15 rebounds en route to a 76-51 win over Northern Illinois at the JAR. He shot 55.6 percent from the field (10-of-18) and added a 70.0 percent showing from the charity stripe (7-of-10) and also swiped team-best three steals with two assists. In the second MAC game of the week, a 70-63 setback at Ball State, Freeman led all scorers with 23 points and grabbed a game-high 14 rebounds. He shot 69.2 percent from the field (9-of-13) with an 83.3 performance from the free throw line (5-of-6), while adding two blocks, two steals and one assist.

RETURN TO THE CAYMAN ISLANDS CLASSIC

The Akron men's basketball team placed fourth overall at the 2022 Cayman Islands Classic as the Zips fell 62-58 to Nevada at John Gray Gymnasium. The Zips finished the tournament 1-2, defeating Western Kentucky (72-53) to advance to the semifinals before falling to LSU (73-58). Xavier Castaneda earned All-Tournament team honors. In three games, Jackson averaged 18.3 points, 4.3 rebounds and 2.7 assists. Castaneda posted a 28-point performance against LSU.

In 2018, Akron went 1-2 in its inaugural Cayman Islands Classic appearance at John Gray Gymnasium. The Zips opened against No. 16 ranked Clemson, falling 72-69. Akron and Illinois State battled in the second game as the Redbirds posted a 73-68 win. The Zips played St. Bonaventure in their final game and rallied to a 61-49 win. Loren Cristian Jackson earned All-Tournament team honors. In three games, Jackson averaged 16.3 points, 4.3 Assists and 2.3 rebounds. Jackson opened the tournament with a 25-point performance against No. 16 ranked Clemson.



1,000 CAREER POINT CLUB

Rk.	Pts.	(Games)
1.	2,583*	Joe Jakubick, 1980-84 (108)
2.	2,028	Len Paul, 1969-73 (107)
3.	1,810	Eric McLaughlin, 1985-89 (115)
4.	1,657	John Britton, 1975-79 (91)
5.	1,630	Bill Turner, 1962-67 (106)
6.	1,587	Loren Cristian Jackson, 2018-21 (87)
7.	1,577	Jimmal Ball, 1997-2000 (107)
8.	1,491	Romeo Travis, 2004-07 (122)
9.	1,445	Don Williams, 1963-67 (107)
10.	1,442	Alex Adams, 1959-61 (85)
11.	1,437	Bob Smith, 1964-68 (102)
12.	1,425	Mike Harkins, 1951-56 (65)
13.	1,415	Mark Alberts, 1988-93 (106)
14.	1,413	Shawn Roberts, 1985-89 (117)
15.	1,377	Darryl Peterson, 2002-06 (122)
16.	1,374	Isaiah Johnson, 2013-2017 (136)
17.	1,319	Jim Fenton, 1951-54 (66)
18.	1,283	Jami Bosley, 1998-2000 (75)
19.	1,265	Zeke Marshall, 2010-13 (138)
20.	1,259	Jimond Ivey, 2015-2019 (133)
21.	1,258	Fritz Nagy, 1943-47 (63)
22.	1,229	Fred Golding, 1955-59 (97)
23.	1,217	Bob Whaley, 1956-60 (99)
24.	1,215	George Phillips, 1996-2000 (109)
25.	1,210	Jerry Sloan, 1964-68 (100)
26.	1,193	Climon Lee, 1957-61 (95)
27.	1,190	Derrick Tarver, 2003-04 (55)
28.	1,185	Anthony Buford, 1987-90 (80)
29.	1,158	Nikola Cvetinovic, 2009-12 (141)
30.	1,152	Ray Pryear, 1955-59 (91)
31.	1,151	Jeremiah Wood, 2004-08 (101)
32.	1,147	Daniel Utomi, 2015-2019 (97)
33.	1,143	Ryan Andrick, 1996-2000 (102)
34.	1,142	Brett McKnight, 2007-11 (125)
35.	1,136	Andy Hipsher, 2000-04 (120)
36.	1,120	Cedrick Middleton, 2005-08 (130)
37.	1,108	Marcel Boyce, 1985-87 (59)
38.	1,091	Demetrius Treadwell, 2012-2014 (96)
39.	1,087	Nick Dials, 2006-08 (101)
40.	1,086	Larry Jenkins, 1970-74 (75)
41.	1,055	Bobby Walker, 1946-50 (75)
42.	1,046	Dru Joyce, 2004-07 (123)
43.	1,041	Hank Vaughn, 1946-50 (75)
44.	1,023	Nate Linhart, 2006-09 (134)
45.	1,019	Antino Jackson, 2014-2017 (106)
46.	1,013	Sam Serves, 1942-47 (94)

*Top 50 in NCAA history

GROCE DEBUTS WITH A WIN

Zips' head coach John Groce has spent over two decades on the sidelines of a basketball court as a coach and enters his 15th season as the lead man, and sixth at Akron. On April 6, 2017, Groce was named the 22nd head coach in Akron Basketball history.

On Nov. 11, 2017, Groce and the Zips accomplished something that has only been done 10 times in Akron's history, debuting a coaching career with a win. Akron defeated Cleveland State 67-57 in Groce's Akron coaching debut to become the first coach since the 1984-85 season to win their initial game.

In fact, the last coach to start his Akron career with a win was Bob Huggins during the 1984-85 season against Western Illinois, 64-57. Prior to Huggins, six coaches were unsuccessful in accomplishing that feat since Thomas Dowler did so in 1939-40 against Franklin, 34-25.

CAYMAN ISLANDS CLASSIC RECAP

Akron advanced to the semifinal round of the 2022 Cayman Islands Classic after defeating Western Kentucky 72-53. Enrique Freeman registered his third double-double of the season as he led the Zips with 18 points and 11 rebounds. Greg Tribble matched Freeman's team-high 11 rebounds as the Zips owned the glass, posting a lopsided 43-16 rebounding advantage. Xavier Castaneda followed with 16 points, while three players recorded nine points - Tribble, Trendon Hankerson and Nate Johnson. Johnson shot perfect from downtown, draining all three of his 3-point attempts, while Hankerson (2 of 4) and Tribble (1 of 2) shot 50-percent from beyond the arc.

Akron held a two-point lead at halftime, but couldn't overcome an 8-2 run to open the second half as LSU defeated the Zips 73-58 in the semifinal round of the 2022 Cayman Island Classic. Xavier Castaneda led Akron in scoring with a game-high 28 points while adding six rebounds and four assists. Sammy Hunter followed with 13 points and Enrique Freeman grabbed a game-high 10 rebounds. Akron won the battle of the glass, outrebounding LSU 36-31.

Akron placed fourth overall at the 2022 Cayman Islands Classic as the Zips fell 62-58 to Nevada. Freshman Tavari Johnson (Chicago, Ill.) led the Zips offense with a career-high 21 points on 9-of-10 shooting from the field, including a perfect 3-of-3 from beyond the 3-point arc. Xavier Castaneda followed in scoring for Akron with 11 points, while Enrique Freeman added nine points and a team-best nine rebounds. Trendon Hankerson pulled down a second-best seven rebounds as the Zips and Wolf Pack were deadlocked at 33 rebounds apiece.

FREEMAN 2022-23 LOU HENSON NATIONAL PLAYER OF THE YEAR WATCH LIST

Junior Enrique Freeman (Cleveland, Ohio) has been named to the 2022-23 Lou Henson National Player of the Year Watch List, CollegInsider.com announced on Wednesday (Nov. 23). Freeman is one of 50 players on the watch list and one of four from the Mid-American Conference to be considered for the 2022-23 mid-major national player of the year award. Freeman is joined by Emoni Bates (Eastern Michigan), Sincere Carry (Kent State) and RayJ Dennis (Toledo).

AKRON BASKETBALL AT A GLANCE

The Zips return nine players from last season's championship squad and adds six newcomers headlined by transfers graduate Trendon Hankerson (Novi, Mich.) and junior Sammy Hunter (Nassau, Bahamas). Also joining the Blue and Gold for 2022-23 are freshmen Tavari Johnson (Chicago, Ill.), Amani Lyles (Columbus, Ohio), Prince Mosengo (Congo, Africa) and Ryan Prather, Jr. (Clarksburg, Md.).

- Akron is 40-16 over the last three years in MAC play, best winning percentage (.714) in the conference
- 2022 Mid-American Conference Tournament Champions
- Posted a 24-10 record, including 14-6 mark in league play
- The 2019-20 MAC regular season champions finished with school-record 24 regular season wins (postseason cancelled due to COVID-19)
- Akron entered the 2022 NCAA Tournament with an eight-game winning streak

ZIPS IN THE MAC TOURNAMENT

Akron is 35-20 all-time in the MAC Tournament, 27-9 in its last 36 tournament games. The Zips have won at least one game in the MAC Tournament every year since the 2004-05 season and set an unprecedented 15-of-17 semifinal appearances. The Zips' runs of the consecutive title game (7) and semifinal appearances (13) are the longest streaks in MAC history. The Zips are 29-14 at Rocket Mortgage FieldHouse. Akron is 7-6 in opening round games, 1-0 second round, 12-4 in the quarterfinals, 10-4 semifinals, and 5-6 in title games.

AKRON'S RUN TO THE DANCE

Akron to the 2022 MAC Tournament Championship and fifth appearance all-time in the NCAA Tournament. The Zips finished the season 24-10 overall record with a 14-6 league mark, finishing tied for third in regular-season MAC play. As the fourth seed, the Zips defeated fifth-seeded Buffalo (70-68) and top-seeded Toledo (70-62) before posting a 20-point win over second-seeded Kent State (75-55) in the MAC title game. The Zips closed out regular season play on a five-game winning streak and added three consecutive wins to secure the 2022 MAC title. After winning eight consecutive contests, Akron entered the NCAA Tournament as a No. 13 seed and played against the No. 4 seed UCLA Bruins in the First Round of the East Region at the Moda Center in Portland, Oregon on March 17, 2022. The Zips fell 57-53.

LAST TIME AT THE JAR

The Akron Zips dropped an 84-74 decision to the visiting Toledo Rockets, suffering their first home loss of the season and snapping an eight-game winning streak at James A. Rhodes Arena. Senior guard Xavier Castaneda led Akron with a game-high 23 points, graduate transfer guard Trendon Hankerson contributed 20 and junior forward Enrique Freeman posted 10 points and 12 rebounds in the contest for his 12th double-double. The Zips (17-7, 9-2 MAC) relied on their Mid-American Conference-leading scoring defense to keep themselves in the game, recording five steals and holding Toledo below its scoring average of 84.9 points per game. Despite foul trouble, Freeman notched his 15th double-digit rebounding effort of the season, maintaining his position as the MAC's top rebounder.

Despite facing deficits throughout the game, Akron battled back time and again, closing to within three (55-52) early in the second half. Later in the frame, a pair of free throws brought the Zips within three, but the Rockets (18-6, 9-2 MAC) were able to prevail down the stretch. The Zips were able to slow Toledo's offense following a fast start for the visitors, who entered the game leading the MAC in scoring. After posting 19 points in the first 10:18 of the game, the Rockets managed just five in the next 5:43, a span in which they shot 1-of-5 and committed three turnovers. The two teams traded baskets down the stretch heading into the half, with Toledo holding a 36-27 lead at the break. Senior forward Setric Millner led Toledo with 20 points and sophomore guard Dante Maddox added 19 for the visitors.



MAC STANDINGS

TEAM	MAC	OVERALL	STREAK
Kent State	9-2	19-5	W1
Toledo	9-2	18-6	W8
Akron	9-2	17-7	L1
Ball State	8-3	17-7	W4
Buffalo	6-5	12-12	W2
Northern Illinois	6-5	10-14	L1
Ohio	5-6	13-11	W2
Bowling Green	4-7	10-14	L4
Central Michigan	3-8	8-16	L3
Eastern Michigan	3-8	6-18	L2
Miami	2-9	8-16	W1
Western Michigan	2-9	6-18	L7

MAC TEAM STATISTICS

	Rank	Stat/G
Scoring Offense	9th	71.96
Scoring Defense	1st	62.7
Scoring Margin	2nd	+9.26
Free Throw %	7th	.726
Field Goal %	11th	.432
Opp. FG%	2nd	.416
3-point %	4th	.350
Opp. 3-point FG %	3rd	.327
3-pointers Made	1st	8.83
Total Rebounds	5th	36.22
Opp Rebounds	2nd	32.7
Offensive Rebounds	8th	10.22
Defensive Rebounds	43rd	26.0
Rebound Margin	2nd	3.43
Turnover Margin	3rd	1.78
Assist/Turnover Ratio	3rd	1.18
Assists	5th	13.35
Blocked Shots	9th	2.70
Steals	6th	6.43

MAC INDIVIDUAL STATISTICS

	Player	Rank	Stat/G
Scoring	Castaneda	1st	21.05
	Freeman	14th	15.3
Rebounding	Freeman	1st	11.0
	Freeman	4th	.599
Field Goal %	Freeman	4th	.599
Free Throw %	Castaneda	8th	.825
3-Point %	Castaneda	12th	.400
	Hankerson	18th	.372
3-Pointers Made	Castaneda	1st	3.4/68
	Hankerson	10th	2.2/48
Assists	Castaneda	14th	2.8/59
	Tribble	25th	2.3/50
Assist/TO Ratio	Castaneda	9th	1.5
Blocks	Freeman	4th	1.1/24
	Hankerson	24th	0.5/12
Steals	Castaneda	22nd	1.1/22
Minutes	Castaneda	10th	33.2
	Hankerson	11th	32.7
	Freeman	21st	30.3

USA TODAY COACHES POLL

RK	SCHOOL	REC	PTS	PR
1	PURDUE	22-2	780	1
2	HOUSTON	22-2	765	3
3	ALABAMA	20-3	728	5
4	ARIZONA	21-3	670	7
5	TENNESSEE	19-4	647	2
6	TEXAS	19-4	645	9
7	UCLA	19-4	594	9
8	KANSAS	18-5	518	8
9	VIRGINIA	17-4	505	4
10	MARQUETTE	19-5	477	12
11	KANSAS STATE	18-5	459	6
12	BAYLOR	17-6	453	11
13	IOWA STATE	16-6	451	13
14	SAINT MARY'S	21-4	419	18
15	XAVIER	19-5	396	15
16	GONZAGA	19-5	286	14
17	PROVIDENCE	17-6	248	17
18	INDIANA	16-7	207	22
19	TEXAS CHRISTIAN	17-6	206	16
20	MIAMI-FLORIDA	18-5	192	21
21	CONNECTICUT	18-6	125	23
22	NC STATE	19-5	83	NR
23	SAN DIEGO ST.	18-5	68	NR
24	DUKE	17-6	67	NR
24	CLEMSON	18-6	67	19

ASSOCIATED PRESS (AP) POLL

RK	SCHOOL	REC	PTS	PR
1	PURDUE (38)	22-2	1,508	1
2	HOUSTON (22)	22-2	1,483	3
3	ALABAMA (1)	20-3	1,436	4
4	ARIZONA (1)	21-3	1,375	5
5	TEXAS	19-4	1,267	10
6	TENNESSEE	19-4	1,254	2
7	UCLA	19-4	1,159	9
8	VIRGINIA	17-4	1,034	6
9	KANSAS	18-5	1,013	8
10	MARQUETTE	19-5	909	14
11	IOWA STATE	16-6	869	13
12	KANSAS STATE	18-5	855	7
13	XAVIER	19-5	843	16
14	BAYLOR	17-6	832	11
15	SAINT MARY'S	21-4	742	18
16	GONZAGA	19-5	602	12
17	TCU	17-6	517	15
18	INDIANA	16-7	431	21
19	MIAMI (FLA.)	18-5	425	23
20	PROVIDENCE	17-6	369	17
21	UCONN	18-6	275	24
22	NC STATE	19-5	156	NR
23	CREIGHTON	15-8	154	NR
24	RUTGERS	16-7	125	NR
25	SAN DIEGO STATE	18-5	96	22

MID-MAJOR TOP 25 (FEB.6)

RK	SCHOOL	REC	PTS	PR
1	SAINT MARY'S (31)	21-4	775	2
2	GONZAGA	19-5	743	1
3	LOUISIANA	20-4	658	4
4	ORAL ROBERTS	21-4	644	7
5	CHARLESTON	22-3	633	3
6	SOUTHERN MISS	21-4	605	8
7	DRAKE	19-6	568	12
8	KENT STATE	18-5	521	6
9	UC SANTA BARBARA	18-4	504	5
10	FURMAN	19-6	396	16
11	LIBERTY	19-6	389	9
12	MARSHALL	19-6	368	10
13	SOUTHERN ILLINOIS	18-7	350	11
14	UNCW	19-6	342	14
15	HOFSTRA	17-8	302	19
16	TOLEDO	17-6	276	18
17	UTAH VALLEY	18-6	265	20
18	AKRON	17-6	230	NR
19	SOUTHERN UTAH	16-8	176	15
20	SANTA CLARA	17-8	166	17
21	BYU	16-10	132	NR
22	SAM HOUSTON	17-6	124	21
23	EASTERN WASHINGTON	18-7	97	NR
24	IONA	16-7	93	NR
25	BELMONT	17-8	80	24

NCAA MEN'S BASKETBALL NET RANKINGS

RK	SCHOOL	REC	PR
1	HOUSTON	20-2	1
2	TENNESSEE	18-3	2
3	PURDUE	21-1	3
4	ALABAMA	18-3	4
5	UCLA	17-4	5
6	SAINT MARY'S (CA)	18-4	6
7	UCONN	16-6	7
8	KANSAS	17-4	8
9	TEXAS	17-4	9
10	ARIZONA	19-3	10
11	IOWA ST.	15-5	11
12	MARQUETTE	17-5	12
13	BAYLOR	16-5	13
14	GONZAGA	17-4	14
15	VIRGINIA	16-3	15
16	KANSAS ST.	18-3	16
17	TCU	16-5	17
18	CREIGHTON	13-8	18
19	FLA. ATLANTIC	19-1	19
20	INDIANA	15-6	21
21	RUTGERS	14-7	20
22	BOISE ST.	16-5	22
23	SAN DIEGO ST.	16-4	23
24	DUKE	15-6	24
25	WEST VIRGINIA	13-8	25
104	AKRON	17-7	106
149	OHIO	13-11	150



Ken Pomeroy NCAA Rankings

Scouting Report ?

Data through games of **Wednesday, February 8**

Conference only

Category	Offense	Defense	D-I Avg
Adj. Efficiency	107.4 130	101.5 97	105.1
Adj. Tempo	64.3 315		67.2
Avg. Poss. Length	18.4 274	17.7 205	17.6
Four Factors			
Effective FG%:	50.1 201	48.8 105	50.4
Turnover %:	16.9 71	18.8 149	18.5
Off. Reb. %:	30.1 135	26.1 79	28.6
FTA/FGA:	33.3 115	27.2 75	31.5
Miscellaneous Components			
3P%:	34.1 174	34.4 206	33.9
2P%:	49.3 215	47.3 72	50.1
FT%:	75.0 54	72.1 220	71.3
Block%:	10.4 292	7.2 264	8.9
Steal%:	8.4 84	9.1 187	9.4
Non-Stl TO%:	8.5 118	9.7 128	9.2
Style Components			
3PA/FGA:	43.8 37	34.4 89	37.5
A/FGM:	52.2 148	49.7 142	51.3
Point Distribution (% of total points)			
3-Pointers:	35.8 58	30.3 194	31.0
2-Pointers:	44.2 338	53.0 114	50.8
Free Throws:	19.9 93	16.7 253	18.2
Strength of Schedule			
Components:	104.7 191	107.1 266	105.1
Overall:	-2.48 239		0.00
Non-conference:	+0.02 165		0.00
Personnel			
Bench Minutes:	26.4% 285		30.9%
D-1 Experience:	2.73 yrs 38		1.90
Minutes Continuity:	46.7% 150		41.5%
Average Height:	75.0" 362		77.1"
2-Foul Participation:	34.7% 62		21.9%

Ken Pomeroy MAC Rankings

Scouting Report ?

Data through games of **Wednesday, February 8**

Conference only

Category	Offense	Defense	D-I Avg
Efficiency	113.6 2	97.8 1	105.1
Tempo	66.2 12		67.2
Avg. Poss. Length	18.1 11	18.2 12	17.6
Four Factors			
Effective FG%:	52.9 5	48.1 1	50.4
Turnover %:	15.8 3	19.2 3	18.5
Off. Reb. %:	29.3 7	26.6 2	28.6
FTA/FGA:	35.1 8	34.6 5	31.5
Miscellaneous Components			
3P%:	35.9 6	31.1 1	33.9
2P%:	52.2 7	49.0 2	50.1
FT%:	79.3 1	72.9 7	71.3
Block%:	9.9 12	9.0 3	8.9
Steal%:	7.1 2	8.5 6	9.4
Non-Stl TO%:	8.7 5	10.7 1	9.2
Style Components			
3PA/FGA:	44.6 1	37.4 6	37.5
A/FGM:	52.2 2	46.8 4	51.3
Point Distribution (% of total points)			
3-Pointers:	35.9 1	28.7 9	31.0
2-Pointers:	43.3 12	50.6 5	50.8
Free Throws:	20.8 5	20.8 3	18.2
Strength of Schedule			
Components:	104.7 191	107.1 266	105.1
Overall:	-2.48 239		0.00
Non-conference:	+0.02 165		0.00
Personnel			
Bench Minutes:	26.4% 285		30.9%
D-1 Experience:	2.73 yrs 38		1.90
Minutes Continuity:	46.7% 150		41.5%
Average Height:	75.0" 362		77.1"
2-Foul Participation:	34.7% 62		21.9%

WHAT IS A ZIP?

- One of the unique nicknames in collegiate athletics belongs to The University of Akron.
- Originally Zippers, athletic director Kenneth "Red" Cochrane officially shortened the nickname to the Zips in 1950. Twenty-five years earlier a campus-wide contest had been conducted to choose a nickname for the University's athletics teams.
- Suggestions submitted by students, faculty, and alumni included GoldenBlue Devils, Tip Toppers, Rubbernecks, Hillbillies, Kangaroos, and Cheveliers.
- The winner, freshman Margaret Hamlin, received a prize of \$10 for Zippers, a \$6 pair of rubber overshoes and a brand name of the BF Goodrich Company.
- The evolution of Zippy, UA's mascot, began 40 years ago when the student council decided the University needed a mascot.
- "Zippy" the kangaroo was officially declared the school's mascot on May 1, 1953. The first known printed reference to the mascot as "Zippy" was a 1965 Zip football press brochure. The Buchtelite's first use of the name "Zippy" came Sept. 24, 1965, in an identification of a photo of the cheerleaders listing "Mascot - 'Zippy' - Charles Huettner."
- In 2007, Zippy was named the Capital One National Mascot of the Year.

REGULAR SEASON TOURNAMENTS

Akron is 68-46 all-time and 47-39 in the Division I era (since 1980) in regular season tournaments and 8-11 over the last six years under Groce. Akron posted a 1-2 record at the 2022 Cayman Islands Classic, defeating Western Kentucky and advancing to the semifinals before falling to LSU and finishing fourth overall after falling to Nevada. The Zips registered a 1-2 record in the 2021 Gulf Coast Showcase, 3-1 record in the Global Sports Shootout and 1-1 mark in the DC Holiday Hoops Fest. In 2018-19, the Zips went 2-2 at the Cayman Island Classic, and in Groce's first season, Akron posted an 0-3 mark at the 2018 Diamond Head Classic. Akron has posted multiple wins in 13 of the last 16 in-season tournaments, including three championships. The Zips won two tournaments in 2016-17, the Savannah Invitational (4-0) and Don Haskins Sun Bowl Invitational (2-0). In 2015-16, Akron went 2-0 at the Las Vegas Holiday Hoops Classic to claim the title. In 2014-15, Akron posted a 2-1 record in the Gildan Charleston Classic following the previous tournament runs at the Puerto Rico Tip-Off (2012, 2-1), 2K Sports Classic (2011, 2-2), the Las Vegas Holiday Hoops Classic (2010, 3-1), the Glenn Wilkes Classic (2009, 2-2), the Legends Classic (2008, 2-2), the Top of the World Classic (2007, 2-1) and the San Juan Shootout (2005, 2-1).

BEST START TO A SEASON


The 2015-16 Akron Zips started the season with a 3-0 winning streak. The three consecutive wins to open the season marks the best start in the Division I era of Akron men's basketball history. In addition, the 13-2 start was the best opening to a season in Akron basketball's Division I era, while the Zips win over the Arkansas Razorbacks marked the fifth consecutive season the Zips posted a win over a Power Five Conference opponent.

STARTING THE SEASON OFF RIGHT

The Zips are 75-47 (.610) all-time in season openers with a 61-12 (.829) home record and 14-35 (.285) on the road. Since the 2004-05, UA is 13-6 (.667) when opening the season, standing 10-1 (.875) at home, 3-5 (.429) on the road and 4-1 (.800) under head coach John Groce.


Akron owns a 100-21 (.822) home-opening record and 36-4 (.897) at Rhodes Arena. The Zips have been winners in the last 20-of-21 home opening games. Akron is 19-8 in MAC openers, 11-1 at home since joining the league in 1992. Over the last 16 seasons, the Zips are 13-3 in MAC openers and 7-1 at home. Akron has won the last 8-of-9 MAC openers.

Akron is 22-8 in MAC openers since joining the league in 1992. Over the last 16 seasons, the Zips are 13-3 in MAC openers. Akron has won the last 13-of-14 MAC openers, including a 4-1 mark under head coach John Groce. The Zips fell in Groce's initial MAC opener, but have won four straight leading into the 2022-23 opener.



0

AMANI LYLES
Freshman • F
Columbus, Ohio



1

GARVIN CLARKE
Sophomore • G
Nassau, Bahamas




2

GREG TRIBBLE
Junior • G
Cincinnati, Ohio



3

KOBE MITCHELL
Freshman • G
Cadiz, Ohio



4

TRENDON HANKERSON
Graduate • G
Novi, Mich.



5

TAVARI JOHNSON
Freshman • G
LaGrange Park, Ill.



10

RYAN PRATHER JR.
Freshman • G
Clarksburg, Md.



11

SAMMY HUNTER
Junior • C
Senegal, Africa



12

PAT MAYFIELD
Freshman • G
Elgin, Ill.



13

XAVIER CASTANEDA
Senior • G
Chicago, Ill.



20

EVAN WILSON
Sophomore • G
Noblesville, Ind.



22

MIKAL DAWSON
Junior • G
Huntington, W.Va.




23

PRINCE MOSENGO
Freshman • F
DR Congo, Africa



25

ENRIQUE FREEMAN
Junior • F
Cleveland, Ohio



34

NATE JOHNSON
Freshman • G
Liberty Township, Ohio



JOHN GROCE
Head Coach



DUSTIN FORD
Associate Head Coach



ROB FULFORD
Assistant Coach



ROBBY PRIDGEN
Assistant Coach



JON EKEY
Director of Basketball Operations



NUMERICAL ROSTER

No.	Name	Pos.	Ht.	Wt.	Yr.	Hometown (High School Previous School)
0	Amani Lyles	F	6-7	226	Fr.	Columbus, Ohio Beechcroft
1	Garvin Clarke	G	6-0	184	So.	Nassau, Bahamas Euclid Cleveland Heights
2	Greg Tribble	G	6-1	195	Jr.	Cincinnati, Ohio Winton Woods Huntington Prep
3	Kobe Mitchell	G	6-2	190	Fr.	Cadiz, OH Harrison Central
4	Trendon Hankerson	G	6-2	185	Gr.	Novi, Mich Novi Northern Illinois
5	Tavari Johnson	G	5-11	155	Fr.	LaGrange Park, Ill. Lyons
10	Ryan Prather Jr.	G	6-5	205	Fr.	Clarksburg, Md. Clarksburg
11	Sammy Hunter	F	6-9	225	Jr.	Nassau, Bahamas British Columbia Christian Prep Ole Miss
12	Pat Mayfield	G	6-5	185	Fr.	Elgin, Ill. Burlington Central
13	Xavier Castaneda	G	6-1	188	Sr.	Chicago, Ill. Whitney Young South Florida
20	Evan Wilson	G	6-2	200	So.	Noblesville, Ind. Noblesville
22	Mikal Dawson	W	6-5	222	Jr.	Huntington, W.Va. Huntington Prep
23	Prince Mosengo	F	6-8	205	Fr.	DR Congo, Africa Victory Rock Prep Keystone Academy
25	Enrique Freeman	F	6-7	206	Jr.	Cleveland, Ohio St. Martin De Porres High School
34	Nate Johnson	G	6-3	204	Fr.	Liberty Township, Ohio Lakota East

G - Guard, W - Wing, F - Frontcourt

ALPHABETICAL ROSTER

No.	Name	Pos.	Ht.	Wt.	Yr.	Hometown (High School Previous School)
13	Xavier Castaneda	G	6-1	188	Sr.	Chicago, Ill. Whitney Young South Florida
1	Garvin Clarke	G	6-0	184	So.	Nassau, Bahamas Euclid Cleveland Heights
22	Mikal Dawson	W	6-5	222	Jr.	Huntington, W.Va. Huntington Prep
25	Enrique Freeman	F	6-7	206	Jr.	Cleveland, Ohio St. Martin De Porres High School
4	Trendon Hankerson	G	6-2	185	Gr.	Novi, Mich Novi Northern Illinois
11	Sammy Hunter	F	6-9	225	Jr.	Nassau, Bahamas British Columbia Christian Prep Ole Miss
5	Tavari Johnson	G	5-11	155	Fr.	LaGrange Park, Ill. Lyons
34	Nate Johnson	G	6-3	204	Fr.	Liberty Township, Ohio Lakota East
0	Amani Lyles	F	6-7	226	Fr.	Columbus, Ohio Beechcroft
12	Pat Mayfield	G	6-5	185	Fr.	Elgin, Ill. Burlington Central
3	Kobe Mitchell	G	6-2	190	Fr.	Cadiz, OH Harrison Central
23	Prince Mosengo	F	6-8	205	Fr.	DR Congo, Africa Victory Rock Prep Keystone Academy
10	Ryan Prather Jr.	G	6-5	205	Fr.	Clarksburg, Md. Clarksburg
2	Greg Tribble	G	6-1	195	Jr.	Cincinnati, Ohio Winton Woods Huntington Prep
20	Evan Wilson	G	6-2	200	So.	Noblesville, Ind. Noblesville

G - Guard, W - Wing, F - Frontcourt

Head Coach: **John Groce** (Taylor 1994) - 15th season - 6th season at Akron

Associate Head Coach: Dustin Ford (Ohio 2001), Assistant Coaches: Rob Fulford (Marshall 1997), Robby Pridgen (Roanoke 2003)

Director of Basketball Operations: Jon Ekey (Illinois State 2013), Assistant Operations: Blaine Calhoun (Cincinnati 2019)


Graduate Assistants: Devan Morrow (Ohio State 2020), Peter Farkas (SUNY Brockport 2022),

PRONUNCIATION GUIDE

13	Xavier Castaneda (Cast-a-Nay-duh)
22	Mikal (Michael) Dawson



O · AMANI LYLES · FR · F · COLUMBUS, OHIO



SEASON STATS

Opponent	Date	GS	MIN	Total		3-Pointers		Free throws		Rebounds				PF	A	TO	BLK	STL	PTS	AVG
				FG-FGA	PCT	3FG-3FGA	PCT	FT-FTA	PCT	OFF	DEF	TOT	AVG							
South Dakota St.	11/07/2022		03:54	0-1	.000	0-0	.000	0-0	.000	0	0	0	0.0	2	0	0	1	0	0	0.0
vs Mississippi St.	11/11/2022		04:10	0-0	.000	0-0	.000	0-0	.000	0	0	0	0.0	0	0	1	0	0	0	0.0
Morgan St.	11/15/2022		04:26	1-2	.500	0-0	.000	0-1	.000	3	0	3	1.0	0	0	0	0	0	2	0.7
vs Western Ky.	11/21/2022		02:08	0-0	.000	0-0	.000	0-0	.000	0	0	0	0.8	1	0	0	0	0	0	0.5
vs LSU	11/22/2022		02:34	1-2	.500	0-0	.000	0-0	.000	0	0	0	0.6	0	0	0	0	0	2	0.8
vs Nevada	11/23/2022		00:40	0-0	.000	0-0	.000	0-0	.000	0	0	0	0.5	0	0	0	0	0	0	0.7
at Marshall	11/30/2022		02:00	0-1	.000	0-0	.000	0-0	.000	0	1	1	0.6	1	0	0	0	1	0	0.6
Muskingum	12/04/2022		13:27	1-2	.500	0-0	.000	3-8	.375	6	3	9	1.6	1	1	1	1	0	5	1.1
Wright St.	12/14/2022		02:24	0-0	.000	0-0	.000	0-0	.000	1	0	1	1.6	2	0	1	0	0	0	1.0
Maine	12/19/2022		08:57	3-5	.600	0-0	.000	3-3	1.000	2	0	2	1.6	2	0	1	1	2	9	1.8
at Bradley	12/22/2022		09:54	1-2	.500	0-0	.000	0-0	.000	0	1	1	1.5	3	1	1	1	1	2	1.8
Concord	12/30/2022		06:36	0-0	.000	0-0	.000	0-0	.000	0	0	0	1.4	1	0	1	0	0	0	1.7
NIU	01/03/2023		07:39	1-1	1.000	0-0	.000	1-1	1.000	0	1	1	1.4	3	0	1	0	1	3	1.8
at Ball St.	01/06/2023		05:06	0-1	.000	0-0	.000	2-2	1.000	0	0	0	1.3	4	0	1	1	2	2	1.8
at Bowling Green	01/10/2023		01:21	0-1	.000	0-0	.000	0-0	.000	1	0	1	1.3	0	0	0	0	0	0	1.7
Eastern Mich.	01/13/2023		08:42	4-8	.500	0-1	.000	2-2	1.000	1	0	1	1.3	5	1	0	0	0	10	2.2
at Central Mich.	01/17/2023		09:47	3-4	.750	0-0	.000	1-1	1.000	1	2	3	1.4	2	0	0	1	0	7	2.5
at Western Mich.	01/21/2023		03:20	0-0	.000	0-0	.000	0-0	.000	0	0	0	1.3	0	0	0	0	0	0	2.3
Miami (OH)	01/24/2023		03:35	0-0	.000	0-0	.000	2-2	1.000	0	0	0	1.2	0	0	0	1	1	2	2.3
at Buffalo	01/31/2023		01:44	0-1	.000	0-0	.000	0-0	.000	0	0	0	1.2	1	0	0	0	0	0	2.2
Toledo	02/07/2023		04:43	1-2	.500	0-0	.000	0-0	.000	0	0	0	1.1	1	0	0	0	0	2	2.2
Totals		0	107:07	16-33	.485	0-1	.000	14-20	.700	15	8	23	1.1	29	3	8	7	8	46	2.2

Player Averages

Games Played	Minutes/game	Points/game	FG Pct	3FG Pct	FT Pct	Rebounds/game	Assists/game	Turnovers/game	Assist/Turnover ratio	Steals/game	Blocks/game
21	5.1	2.2	48.5	0.0	70.0	1.1	0.1	0.4	0.4	0.4	0.3

CAREER STATS

				Field Goals		3-Point		F-Throws		Rebounds				Scoring						
SEASON	TEAM	GP-GS	MIN/AVG	FG-FGA	FG%	3FG-3FGA	3FG%	FT-FTA	FT%	OFF	DEF	TOT	AVG	PF-FO	A	TO	BLK	STL	PTS	AVG
2022-23	UA	21-0	107/5.1	16-33	.485	0-1	.000	14-20	.700	15	8	23	1.1	29-1	3	8	7	8	46	2.2
TOTAL		21-0	107/5.1	16-33	.485	0-1	.000	14-20	.700	15	8	23	1.1	29-1	3	8	7	8	46	2.2

Single Game Highs

Statistic	Value	
Points	10	vs Eastern Mich. 01/13/23
Rebounds	9	vs Muskingum 12/04/22
Assists	1	vs Muskingum 12/04/22, at Bradley 12/22/22, vs Eastern Mich. 01/13/23
Steals	2	vs Maine 12/19/22, at Ball St. 01/06/23
Blocks	1	7 times
FG Made	4	vs Eastern Mich. 01/13/23
FG Attempts	8	vs Eastern Mich. 01/13/23
3FG Attempts	1	vs Eastern Mich. 01/13/23
FT Made	3	vs Muskingum 12/04/22, vs Maine 12/19/22
FT Attempts	8	vs Muskingum 12/04/22



1 • GARVIN CLARKE • SO • G • NASSAU, BAHAMAS



SEASON STATS

Opponent	Date	GS	MIN	Total		3-Pointers		Free throws		Rebounds				PF	A	TO	BLK	STL	PTS	AVG
				FG-FGA	PCT	3FG-3FGA	PCT	FT-FTA	PCT	OFF	DEF	TOT	AVG							
South Dakota St.	11/07/2022		22:21	0-5	.000	0-3	.000	0-0	.000	1	3	4	4.0	2	0	1	1	0	0	0.0
vs Mississippi St.	11/11/2022		22:35	2-5	.400	1-4	.250	3-5	.600	2	1	3	3.5	2	4	2	0	1	8	4.0
Morgan St.	11/15/2022		23:56	1-4	.250	0-2	.000	0-0	.000	2	2	4	3.7	1	0	1	1	0	2	3.3
vs Western Ky.	11/21/2022		14:32	1-3	.333	1-3	.333	1-2	.500	1	1	2	3.3	2	0	2	0	0	4	3.5
vs LSU	11/22/2022		17:04	1-6	.167	0-3	.000	0-0	.000	1	0	1	2.8	1	1	1	0	0	2	3.2
vs Nevada	11/23/2022		07:58	0-1	.000	0-0	.000	0-0	.000	0	2	2	2.7	0	0	0	0	0	0	2.7
at Marshall	11/30/2022		11:23	1-3	.333	0-1	.000	0-0	.000	2	0	2	2.6	1	0	0	0	0	2	2.6
Muskingum	12/04/2022		18:15	1-3	.333	0-1	.000	0-0	.000	0	2	2	2.5	3	3	3	0	3	2	2.5
Eastern Mich.	01/13/2023		08:15	0-0	.000	0-0	.000	0-0	.000	0	1	1	2.3	0	0	1	0	0	0	2.2
at Central Mich.	01/17/2023		06:11	1-3	.333	1-2	.500	0-0	.000	1	0	1	2.2	0	0	0	0	0	3	2.3
Miami (OH)	01/24/2023		02:22	0-1	.000	0-1	.000	0-0	.000	0	0	0	2.0	0	0	0	0	0	0	2.1
Ohio	01/28/2023		06:57	0-1	.000	0-1	.000	0-0	.000	1	1	2	2.0	0	0	0	0	0	0	1.9
at Buffalo	01/31/2023		09:39	0-1	.000	0-1	.000	0-0	.000	0	0	0	1.8	1	2	0	0	2	0	1.8
Kent St.	02/03/2023		18:16	3-6	.500	0-2	.000	2-2	1.000	0	3	3	1.9	1	0	0	0	2	8	2.2
Toledo	02/07/2023		11:57	1-4	.250	1-2	.500	1-2	.500	2	0	2	1.9	1	1	2	0	0	4	2.3
Totals		0	201:40	12-46	.261	4-26	.154	7-11	.636	13	16	29	1.9	15	11	13	2	8	35	2.3

Player Averages

Games Played	Minutes/game	Points/game	FG Pct	3FG Pct	FT Pct	Rebounds/game	Assists/game	Turnovers/game	Assist/Turnover ratio	Steals/game	Blocks/game
15	13.4	2.3	26.1	15.4	63.6	1.9	0.7	0.9	0.8	0.5	0.1

CAREER STATS


SEASON	TEAM	GP-GS	MIN/AVG	Field Goals		3-Point		F-Throws		Rebounds				Scoring						
				FG-FGA	FG%	3FG-3FGA	3FG%	FT-FTA	FT%	OFF	DEF	TOT	AVG	PF-FO	A	TO	BLK	STL	PTS	AVG
2020-21	UA	22-0	140/6.4	16-56	.286	4-17	.235	16-22	.727	5	13	18	0.8	11-0	12	4	1	6	52	2.4
2021-22	UA	34-1	489/14.4	35-100	.350	21-62	.339	22-33	.667	19	65	84	2.5	41-0	36	34	1	18	113	3.3
2022-23	UA	15-0	202/13.4	12-46	.261	4-26	.154	7-11	.636	13	16	29	1.9	15-0	11	13	2	8	35	2.3
TOTAL		71-1	831/11.7	63-202	.312	29-105	.276	45-66	.682	37	94	131	1.8	67-0	59	51	4	32	200	2.8

Single Game Highs

Statistic	Value
Points	12 vs Wheeling 11/18/21
Rebounds	8 at Wright St. 12/15/21
Assists	4 vs Ball St. 01/11/22, vs Mississippi St. 11/11/22
Steals	3 vs Wheeling 11/18/21, vs Muskingum 12/04/22
Blocks	1 4 times
FG Made	5 vs Wheeling 11/18/21
FG Attempts	9 vs Point Park 11/13/21
3FG Made	3 vs Kent St. 03/12/22
3FG Attempts	5 vs Kent St. 03/12/22
FT Made	4 at Buffalo 03/02/21
FT Attempts	5 vs Mississippi St. 11/11/22



2 • GREG TRIBBLE • JR • G • CINCINNATI, OHIO



SEASON STATS

Opponent	Date	GS	MIN	Total		3-Pointers		Free throws		Rebounds				PF	A	TO	BLK	STL	PTS	AVG
				FG-FGA	PCT	3FG-3FGA	PCT	FT-FTA	PCT	OFF	DEF	TOT	AVG							
South Dakota St.	11/07/2022	*	33:47	2-11	.182	0-2	.000	1-2	.500	1	4	5	5.0	4	1	1	1	1	5	5.0
vs Mississippi St.	11/11/2022	*	32:16	2-7	.286	0-2	.000	1-2	.500	0	2	2	3.5	3	3	0	0	0	5	5.0
Morgan St.	11/15/2022	*	28:58	2-7	.286	0-1	.000	1-2	.500	1	0	1	2.7	2	4	2	1	1	5	5.0
vs Western Ky.	11/21/2022	*	25:04	4-9	.444	1-2	.500	0-0	.000	3	8	11	4.8	3	2	1	0	1	9	6.0
vs LSU	11/22/2022	*	29:44	0-3	.000	0-0	.000	3-4	.750	1	3	4	4.6	5	0	3	0	0	3	5.4
vs Nevada	11/23/2022	*	26:33	3-4	.750	0-1	.000	1-1	1.000	1	1	2	4.2	3	1	4	0	1	7	5.7
at Marshall	11/30/2022	*	19:24	2-4	.500	0-0	.000	1-2	.500	1	1	2	3.9	3	0	0	0	0	5	5.6
Muskingum	12/04/2022	*	16:48	1-3	.333	0-0	.000	0-2	.000	0	0	0	3.4	2	3	1	0	2	2	5.1
Jackson St.	12/11/2022	*	28:19	6-10	.600	0-1	.000	0-0	.000	1	3	4	3.4	2	5	1	0	2	12	5.9
Wright St.	12/14/2022	*	29:37	3-7	.429	0-0	.000	0-0	.000	2	1	3	3.4	1	0	0	0	1	6	5.9
Maine	12/19/2022	*	23:50	2-4	.500	0-0	.000	2-2	1.000	0	1	1	3.2	2	2	2	0	2	6	5.9
at Bradley	12/22/2022	*	26:07	1-4	.250	0-0	.000	0-0	.000	0	3	3	3.2	2	1	1	0	0	2	5.6
Concord	12/30/2022	*	29:39	1-5	.200	0-0	.000	5-7	.714	1	1	2	3.1	0	3	0	0	0	7	5.7
NIU	01/03/2023	*	30:22	5-6	.833	0-0	.000	6-6	1.000	1	1	2	3.0	4	2	2	0	3	16	6.4
at Ball St.	01/06/2023	*	29:43	3-10	.300	0-0	.000	8-10	.800	1	1	2	2.9	4	0	0	0	0	14	6.9
at Bowling Green	01/10/2023	*	30:31	2-8	.250	0-1	.000	0-0	.000	1	2	3	2.9	1	3	1	0	2	4	6.8
Eastern Mich.	01/13/2023	*	27:55	4-4	1.000	0-0	.000	2-4	.500	0	5	5	3.1	0	1	1	0	0	10	6.9
at Central Mich.	01/17/2023	*	32:27	4-9	.444	0-1	.000	2-2	1.000	0	1	1	2.9	1	1	1	0	1	10	7.1
at Western Mich.	01/21/2023	*	36:32	4-7	.571	0-0	.000	1-2	.500	0	2	2	2.9	1	4	0	0	1	9	7.2
Miami (OH)	01/24/2023	*	26:52	0-2	.000	0-0	.000	0-0	.000	2	1	3	2.9	4	4	1	0	0	0	6.9
Ohio	01/28/2023	*	29:21	1-7	.143	0-0	.000	1-1	1.000	0	2	2	2.9	2	2	1	0	0	3	6.7
at Buffalo	01/31/2023	*	31:46	1-7	.143	0-1	.000	2-2	1.000	0	2	2	2.8	2	8	2	1	2	4	6.5
Kent St.	02/03/2023	*	32:28	2-5	.400	0-0	.000	0-0	.000	1	2	3	2.8	4	4	5	0	0	4	6.4
Toledo	02/07/2023	*	32:25	3-4	.750	0-0	.000	0-0	.000	2	3	5	2.9	5	4	1	2	0	6	6.4
Totals			24	690:27	.395	1-12	.083	37-51	.725	20	50	70	2.9	60	58	31	5	20	154	6.4

Player Averages

Games Played	Minutes/game	Points/game	FG Pct	3FG Pct	FT Pct	Rebounds/game	Assists/game	Turnovers/game	Assist/Turnover ratio	Steals/game	Blocks/game
24	28.8	6.4	39.5	8.3	72.5	2.9	2.4	1.3	1.9	0.8	0.2

CAREER STATS

SEASON	TEAM	GP-GS	MIN/AVG	FG-FGA	FG%	3FG-3FGA	3FG%	FT-FTA	FT%	OFF	DEF	TOT	AVG	PF-FO	A	TO	BLK	STL	PTS	AVG
2019-20	UA	31-0	507/16.4	34-74	.459	3-11	.273	23-47	.489	7	47	54	1.7	58-0	34	33	3	8	94	3.0
2020-21	UA	21-6	388/18.5	32-78	.410	1-16	.063	24-38	.632	14	26	40	1.9	32-2	26	22	2	9	89	4.2
2021-22	UA	33-26	850/25.7	79-177	.446	6-27	.222	75-107	.701	13	78	91	2.8	72-1	71	42	6	36	239	7.2
2022-23	UA	24-24	690/28.8	58-147	.395	1-12	.083	37-51	.725	20	50	70	2.9	60-2	58	31	5	20	154	6.4
TOTAL		109-56	2435/22.3	203-476	.426	11-66	.167	159-243	.654	54	201	255	2.3	222-5	189	128	16	73	576	5.3

Single Game Highs

Statistic	Value
Points	19 vs Southern U. 12/04/21
Rebounds	11 vs Western Ky. 11/21/22
Assists	8 at Buffalo 01/31/23
Steals	4 vs Wheeling 11/18/21
Blocks	2 vs Toledo 02/07/23
FG Made	6 at Ohio 02/25/22, vs Jackson St. 12/11/22
FG Attempts	11 vs South Dakota St. 11/07/22
3FG Made	1 11 times
3FG Attempts	4 vs Ball St. 01/30/21
FT Made	11 vs Southern U. 12/04/21
FT Attempts	13 vs Southern U. 12/04/21



3 • KOBE MITCHELL • FR • G • CADIZ, OHIO



SEASON STATS

Opponent	Date	GS	MIN	Total		3-Pointers		Free throws		Rebounds				PF	A	TO	BLK	STL	PTS	AVG
				FG-FGA	PCT	3FG-3FGA	PCT	FT-FTA	PCT	OFF	DEF	TOT	AVG							
vs Mississippi St.	11/11/2022		01:57	1-1	1.000	0-0	.000	0-0	.000	0	0	0	0.0	0	0	0	0	1	2	2.0
vs Nevada	11/23/2022		03:49	0-1	.000	0-1	.000	0-0	.000	0	0	0	0.0	0	0	0	0	1	0	1.0
at Marshall	11/30/2022		06:08	0-0	.000	0-0	.000	0-0	.000	0	1	1	0.3	1	0	1	0	0	0	0.7
Muskingum	12/04/2022		18:15	2-3	.667	2-3	.667	0-0	.000	1	1	2	0.8	1	1	2	1	3	6	2.0
Jackson St.	12/11/2022		17:59	2-5	.400	2-5	.400	0-0	.000	0	2	2	1.0	1	0	0	0	1	6	2.8
Wright St.	12/14/2022		18:05	0-4	.000	0-4	.000	0-0	.000	0	0	0	0.8	1	0	0	0	0	0	2.3
Maine	12/19/2022		16:48	2-4	.500	1-3	.333	0-0	.000	1	2	3	1.1	3	0	1	0	0	5	2.7
at Bradley	12/22/2022		08:58	0-0	.000	0-0	.000	2-2	1.000	0	0	0	1.0	3	0	0	0	0	2	2.6
Concord	12/30/2022		14:15	0-2	.000	0-2	.000	0-0	.000	0	1	1	1.0	1	1	0	0	0	0	2.3
NIU	01/03/2023		19:47	1-2	.500	1-2	.500	2-2	1.000	0	2	2	1.1	2	3	0	0	0	5	2.6
at Ball St.	01/06/2023		27:02	0-2	.000	0-2	.000	0-0	.000	0	0	0	1.0	0	0	1	0	1	0	2.4
at Bowling Green	01/10/2023		09:58	1-3	.333	1-3	.333	0-0	.000	0	1	1	1.0	0	0	0	0	0	3	2.4
Eastern Mich.	01/13/2023		11:08	0-4	.000	0-3	.000	0-0	.000	0	1	1	1.0	1	0	0	0	0	0	2.2
at Central Mich.	01/17/2023		06:43	0-2	.000	0-2	.000	0-0	.000	0	0	0	0.9	0	1	0	0	0	0	2.1
Miami (OH)	01/24/2023		27:12	3-5	.600	3-4	.750	0-0	.000	0	0	0	0.9	2	2	1	0	0	9	2.5
Ohio	01/28/2023		03:19	0-0	.000	0-0	.000	0-0	.000	0	0	0	0.8	1	0	0	0	0	0	2.4
at Buffalo	01/31/2023		00:45	0-0	.000	0-0	.000	0-0	.000	0	0	0	0.8	0	0	0	0	0	0	2.2
Toledo	02/07/2023		06:10	0-1	.000	0-1	.000	0-0	.000	0	0	0	0.7	1	0	0	0	1	0	2.1
Totals		0	218:19	12-39	.308	10-35	.286	4-4	1.000	2	11	13	0.7	18	8	6	1	8	38	2.1

Player Averages

Games Played	Minutes/game	Points/game	FG Pct	3FG Pct	FT Pct	Rebounds/game	Assists/game	Turnovers/game	Assist/Turnover ratio	Steals/game	Blocks/game
18	12.1	2.1	30.8	28.6	100.0	0.7	0.4	0.3	1.3	0.4	0.1

CAREER STATS

MITCHELL, Kobe


				Field Goals		3-Point		F-Throws		Rebounds				Scoring							
SEASON	TEAM	GP-GS	MIN/AVG	FG-FGA	FG%	3FG-3FGA	3FG%	FT-FTA	FT%	OFF	DEF	TOT	AVG	PF	FO	A	TO	BLK	STL	PTS	AVG
2022-23	UA	18-0	218/12.1	12-39	.308	10-35	.286	4-4	1.000	2	11	13	0.7	18-0	8	6	1	8	38	2.1	
TOTAL		18-0	218/12.1	12-39	.308	10-35	.286	4-4	1.000	2	11	13	0.7	18-0	8	6	1	8	38	2.1	

Single Game Highs

Statistic	Value	
Points	9	vs Miami (OH) 01/24/23
Rebounds	3	vs Maine 12/19/22
Assists	3	vs NIU 01/03/23
Steals	3	vs Muskingum 12/04/22
Blocks	1	vs Muskingum 12/04/22
FG Made	3	vs Miami (OH) 01/24/23
FG Attempts	5	vs Jackson St. 12/11/22, vs Miami (OH) 01/24/23
3FG Made	3	vs Miami (OH) 01/24/23
3FG Attempts	5	vs Jackson St. 12/11/22



4 • TRENDON HANKERSON • GR • G • NOVI, MICH.



SEASON STATS

Opponent	Date	GS	MIN	Total		3-Pointers		Free throws		Rebounds				PF	A	TO	BLK	STL	PTS	AVG		
				FG-FGA	PCT	3FG-3FGA	PCT	FT-FTA	PCT	OFF	DEF	TOT	AVG									
South Dakota St.	11/07/2022	*	42:04	4-9	.444	2-6	.333	1-1	1.000	0	1	1	1.0	2	1	1	0	1	11	11.0		
vs Mississippi St.	11/11/2022	*	27:16	1-7	.143	1-4	.250	2-2	1.000	1	3	4	2.5	3	0	2	1	1	5	8.0		
Morgan St.	11/15/2022	*	32:09	2-12	.167	2-9	.222	0-2	.000	0	6	6	3.7	2	2	1	2	2	6	7.3		
vs Western Ky.	11/21/2022	*	35:36	3-5	.600	2-4	.500	1-2	.500	0	4	4	3.8	0	1	2	0	1	9	7.8		
vs LSU	11/22/2022	*	22:11	0-2	.000	0-1	.000	2-2	1.000	1	1	2	3.4	4	1	1	0	0	2	6.6		
vs Nevada	11/23/2022	*	37:04	3-7	.429	2-5	.400	0-0	.000	0	7	7	4.0	3	0	2	0	0	8	6.8		
at Marshall	11/30/2022	*	33:57	5-11	.455	1-6	.167	0-0	.000	1	3	4	4.0	0	2	3	0	2	11	7.4		
Muskingum	12/04/2022	*	23:01	4-7	.571	2-5	.400	0-0	.000	0	4	4	4.0	1	2	0	0	1	10	7.8		
Jackson St.	12/11/2022	*	38:05	5-9	.556	5-7	.714	2-2	1.000	0	1	1	3.7	1	2	1	1	0	17	8.8		
Wright St.	12/14/2022	*	34:53	2-9	.222	1-7	.143	1-2	.500	0	5	5	3.8	3	4	0	0	2	6	8.5		
Maine	12/19/2022	*	26:12	3-5	.600	2-3	.667	4-5	.800	1	3	4	3.8	1	2	1	0	1	12	8.8		
at Bradley	12/22/2022	*	31:08	3-5	.600	3-3	1.000	0-0	.000	1	8	9	4.3	3	1	2	0	0	9	8.8		
Concord	12/30/2022	*	31:41	6-12	.500	6-10	.600	0-0	.000	1	7	8	4.5	1	6	1	0	1	18	9.5		
NIU	01/03/2023	*	35:24	1-8	.125	1-7	.143	0-0	.000	1	5	6	4.6	2	4	1	2	0	3	9.1		
at Ball St.	01/06/2023	*	36:36	1-7	.143	1-4	.250	5-6	.833	0	5	5	4.7	2	1	3	0	0	8	9.0		
at Bowling Green	01/10/2023	*	32:49	2-8	.250	2-7	.286	0-0	.000	0	2	2	4.5	2	3	2	1	2	6	8.8		
Eastern Mich.	01/13/2023	*	28:47	5-9	.556	4-8	.500	0-0	.000	0	4	4	4.5	2	2	0	0	0	14	9.1		
at Central Mich.	01/17/2023	*	35:03	4-10	.400	3-8	.375	0-0	.000	1	4	5	4.5	2	1	1	0	0	11	9.2		
at Western Mich.	01/21/2023	*	34:28	2-11	.182	1-9	.111	0-0	.000	0	6	6	4.6	3	2	2	2	2	5	9.0		
Miami (OH)	01/24/2023	*	36:16	2-11	.182	2-10	.200	0-0	.000	1	5	6	4.7	3	2	0	1	0	6	8.9		
Ohio	01/28/2023	*	34:26	4-5	.800	3-3	1.000	3-4	.750	0	3	3	4.6	4	4	3	0	0	14	9.1		
at Buffalo	01/31/2023	*	31:02	4-7	.571	2-3	.667	0-0	.000	0	2	2	4.5	1	5	1	2	2	10	9.1		
Kent St.	02/03/2023	*	30:46	2-7	.286	2-6	.333	0-0	.000	0	1	1	4.3	1	1	1	1	0	6	9.0		
Toledo	02/07/2023	*	33:50	7-12	.583	6-11	.545	0-0	.000	1	1	2	4.2	4	0	1	0	1	20	9.5		
Totals			24	784:44	.385	75-195	.385	56-146	.384	21-28	.750	10	91	101	4.2	50	49	32	13	19	227	9.5

Player Averages

Games Played	Minutes/game	Points/game	FG Pct	3FG Pct	FT Pct	Rebounds/game	Assists/game	Turnovers/game	Assist/Turnover ratio	Steals/game	Blocks/game
--------------	--------------	-------------	--------	---------	--------	---------------	--------------	----------------	-----------------------	-------------	-------------

CAREER STATS

SEASON	TEAM	GP-GS	MIN/AVG	Field Goals		3-Point		F-Throws		Rebounds				Scoring						
				FG-FGA	FG%	3FG-3FGA	3FG%	FT-FTA	FT%	OFF	DEF	TOT	AVG	PF-FO	A	TO	BLK	STL	PTS	AVG
2018-19	NIU	21-2	395/18.8	17-54	.315	8-32	.250	3-4	.750	5	42	47	2.2	55-2	19	22	9	12	45	2.1
2019-20	NIU	31-31	978/31.5	84-180	.467	41-89	.461	25-30	.833	12	80	92	3.0	66-0	61	46	10	29	234	7.5
2020-21	NIU	19-19	646/34.0	99-250	.396	48-130	.369	18-26	.692	9	74	83	4.4	54-2	41	53	7	22	264	13.9
2021-22	NIU	30-30	1011/33.7	118-315	.375	62-177	.350	45-60	.750	9	103	112	3.7	80-3	68	55	11	54	343	11.4
2022-23	UA	24-24	785/32.7	75-195	.385	56-146	.384	21-28	.750	10	91	101	4.2	50-0	49	32	13	19	227	9.5
TOTAL FOR UA		24-24	785/32.7	75-195	.385	56-146	.384	21-28	.750	10	91	101	4.2	50-0	49	32	13	19	227	9.5
TOTAL		125-106	3815/30.5	393-994	.395	215-574	.375	112-148	.757	45	390	435	3.5	305-7	238	208	50	136	1113	8.9

Single Game Highs

Statistic	Value	
Points	28	at Washington 11/09/21
Rebounds	9	at Bradley 12/22/22
Assists	6	vs Eastern Mich. 01/11/20, vs Concord 12/30/22
Steals	4	4 times
Blocks	3	at Marquette 11/27/21
FG Made	9	at Central Mich. 03/05/21, at Washington 11/09/21
FG Attempts	20	vs Ball St. 12/08/20, at Toledo 12/22/20
3FG Made	6	at Washington 11/09/21, vs Concord 12/30/22, vs Toledo 02/07/23
3FG Attempts	11	4 times
FT Made	7	vs Ball St. 01/27/22
FT Attempts	8	vs Ball St. 01/27/22



5 • TAVARI JOHNSON • FR • G • LAGRANGE PARK, ILL.

SEASON STATS



Opponent	Date	GS	MIN	Total		3-Pointers		Free throws		Rebounds				PF	A	TO	BLK	STL	PTS	AVG
				FG-FGA	PCT	3FG-3FGA	PCT	FT-FTA	PCT	OFF	DEF	TOT	AVG							
vs Mississippi St.	11/11/2022		05:43	0-0	.000	0-0	.000	0-0	.000	0	0	0	0.0	0	0	0	0	0	0.0	
Morgan St.	11/15/2022		03:29	1-1	1.000	0-0	.000	0-0	.000	0	0	0	0.0	0	0	0	0	0	2 1.0	
vs Western Ky.	11/21/2022		02:56	0-0	.000	0-0	.000	0-0	.000	0	1	1	0.3	1	0	2	0	0	0.7	
vs LSU	11/22/2022		10:52	1-3	.333	1-1	1.000	2-2	1.000	0	0	0	0.3	3	0	2	0	2	5 1.8	
vs Nevada	11/23/2022		26:26	9-10	.900	3-3	1.000	0-0	.000	0	3	3	0.8	3	4	3	0	2	21 5.6	
at Marshall	11/30/2022		27:19	7-13	.538	2-5	.400	0-0	.000	2	2	4	1.3	1	4	1	0	1	16 7.3	
Muskingum	12/04/2022	*	21:09	3-7	.429	3-6	.500	0-0	.000	0	5	5	1.9	0	6	0	0	1	9 7.6	
Jackson St.	12/11/2022	*	24:09	2-5	.400	2-5	.400	0-0	.000	0	1	1	1.8	4	2	5	0	1	6 7.4	
Wright St.	12/14/2022	*	27:33	6-14	.429	0-3	.000	2-4	.500	1	1	2	1.8	2	1	1	1	4	14 8.1	
Maine	12/19/2022	*	28:51	2-6	.333	1-3	.333	0-0	.000	1	6	7	2.3	0	3	4	0	1	5 7.8	
at Bradley	12/22/2022	*	26:46	1-7	.143	0-3	.000	0-0	.000	1	4	5	2.5	0	1	2	1	1	2 7.3	
Concord	12/30/2022	*	20:48	2-6	.333	1-3	.333	1-2	.500	0	2	2	2.5	2	5	4	0	1	6 7.2	
NIU	01/03/2023	*	28:07	3-9	.333	1-3	.333	1-2	.500	1	0	1	2.4	4	0	4	1	0	8 7.2	
at Ball St.	01/06/2023	*	30:49	3-11	.273	1-4	.250	0-0	.000	0	6	6	2.6	2	0	6	0	1	7 7.2	
at Bowling Green	01/10/2023	*	15:06	1-5	.200	1-4	.250	0-0	.000	0	1	1	2.5	1	1	0	0	0	3 6.9	
Eastern Mich.	01/13/2023		18:37	3-4	.750	0-1	.000	0-0	.000	0	3	3	2.6	4	9	1	0	0	6 6.9	
at Central Mich.	01/17/2023		14:45	0-5	.000	0-2	.000	0-0	.000	0	3	3	2.6	3	3	1	0	1	0 6.5	
at Western Mich.	01/21/2023		13:59	0-2	.000	0-1	.000	0-0	.000	0	0	0	2.4	2	0	0	0	1	0 6.1	
Miami (OH)	01/24/2023		07:58	1-2	.500	1-1	1.000	0-0	.000	0	0	0	2.3	1	0	1	0	0	3 5.9	
Ohio	01/28/2023		08:25	3-3	1.000	0-0	.000	0-0	.000	0	0	0	2.2	3	1	0	0	0	6 6.0	
at Buffalo	01/31/2023		15:49	2-4	.500	1-1	1.000	0-0	.000	0	0	0	2.1	2	2	1	0	4	5 5.9	
Kent St.	02/03/2023		08:18	0-1	.000	0-1	.000	0-0	.000	1	1	2	2.1	0	3	1	0	1	0 5.6	
Toledo	02/07/2023		10:17	1-5	.200	0-2	.000	0-0	.000	0	0	0	2.0	0	2	0	0	0	2 5.5	
Totals		9	398:12	51-123	.415	18-52	.346	6-10	.600	7	39	46	2.0	38	47	39	3	22	126	5.5

Player Averages

Games Played	Minutes/game	Points/game	FG Pct	3FG Pct	FT Pct	Rebounds/game	Assists/game	Turnovers/game	Assist/Turnover ratio	Steals/game	Blocks/game
23	17.3	5.5	41.5	34.6	60.0	2.0	2.0	1.7	1.2	1.0	0.1

CAREER STATS

SEASON	TEAM	GP-GS	MIN/AVG	Field Goals		3-Point		F-Throws		Rebounds				Scoring						
				FG-FGA	FG%	3FG-3FGA	3FG%	FT-FTA	FT%	OFF	DEF	TOT	AVG	PF	FO	A	TO	BLK	STL	PTS
2022-23	UA	23-9	398/17.3	51-123	.415	18-52	.346	6-10	.600	7	39	46	2.0	38-0	47	39	3	22	126	5.5
TOTAL		23-9	398/17.3	51-123	.415	18-52	.346	6-10	.600	7	39	46	2.0	38-0	47	39	3	22	126	5.5

Single Game Highs

Statistic	Value	
Points	21	vs Nevada 11/23/22
Rebounds	7	vs Maine 12/19/22
Assists	9	vs Eastern Mich. 01/13/23
Steals	4	vs Wright St. 12/14/22, at Buffalo 01/31/23
Blocks	1	vs Wright St. 12/14/22, at Bradley 12/22/22, vs NIU 01/03/23
FG Made	9	vs Nevada 11/23/22
FG Attempts	14	vs Wright St. 12/14/22
3FG Made	3	vs Muskingum 12/04/22, vs Nevada 11/23/22
3FG Attempts	6	vs Muskingum 12/04/22
FT Made	2	vs Wright St. 12/14/22, vs LSU 11/22/22
FT Attempts	4	vs Wright St. 12/14/22



11 • SAMMY HUNTER • JR • F • NASSAU, BAHAMAS



SEASON STATS

Opponent	Date	GS	MIN	Total		3-Pointers		Free throws		Rebounds				PF	A	TO	BLK	STL	PTS	AVG	
				FG-FGA	PCT	3FG-3FGA	PCT	FT-FTA	PCT	OFF	DEF	TOT	AVG								
South Dakota St.	11/07/2022	*	22:16	2-10	.200	0-6	.000	0-0	.000	1	3	4	4.0	1	0	1	0	0	4	4.0	
vs Mississippi St.	11/11/2022	*	23:40	2-8	.250	1-5	.200	0-1	.000	0	3	3	3.5	1	0	0	0	0	5	4.5	
Morgan St.	11/15/2022	*	15:30	2-6	.333	0-3	.000	0-1	.000	1	1	2	3.0	0	2	1	0	0	4	4.3	
vs Western Ky.	11/21/2022	*	18:39	3-8	.375	1-5	.200	0-0	.000	0	1	1	2.5	2	0	0	0	0	7	5.0	
vs LSU	11/22/2022	*	27:09	4-14	.286	3-11	.273	2-2	1.000	1	0	1	2.2	0	0	0	0	1	13	6.6	
vs Nevada	11/23/2022	*	11:45	0-4	.000	0-2	.000	0-0	.000	0	0	0	1.8	1	0	0	0	0	0	5.5	
at Marshall	11/30/2022		17:52	4-10	.400	1-3	.333	0-1	.000	1	5	6	2.4	1	1	0	0	0	9	6.0	
Muskingum	12/04/2022		18:50	4-8	.500	1-3	.333	0-0	.000	2	2	4	2.6	1	1	0	0	0	9	6.4	
Jackson St.	12/11/2022		15:54	1-5	.200	0-4	.000	2-2	1.000	2	1	3	2.7	2	2	0	0	0	4	6.1	
Wright St.	12/14/2022		16:35	5-8	.625	3-6	.500	0-0	.000	0	4	4	2.8	2	0	1	1	0	13	6.8	
Maine	12/19/2022		20:16	0-4	.000	0-3	.000	0-0	.000	0	2	2	2.7	1	2	1	0	0	0	6.2	
at Bradley	12/22/2022		18:19	2-9	.222	2-6	.333	2-2	1.000	1	1	2	2.7	0	0	0	0	0	8	6.3	
Concord	12/30/2022		18:08	2-5	.400	0-3	.000	0-0	.000	3	3	6	2.9	4	0	0	0	0	4	6.2	
NIU	01/03/2023	*	13:58	1-5	.200	1-5	.200	0-0	.000	0	1	1	2.8	2	0	1	0	0	3	5.9	
at Ball St.	01/06/2023	*	19:39	1-2	.500	1-2	.500	0-0	.000	3	0	3	2.8	5	0	0	0	0	3	5.7	
at Bowling Green	01/10/2023		25:03	7-9	.778	4-6	.667	1-1	1.000	2	1	3	2.8	1	0	2	1	1	19	6.6	
Eastern Mich.	01/13/2023	*	24:00	5-8	.625	3-6	.500	0-1	.000	2	2	4	2.9	1	1	1	0	1	13	6.9	
at Central Mich.	01/17/2023	*	16:24	4-5	.800	2-3	.667	2-4	.500	0	2	2	2.8	3	1	0	0	0	12	7.2	
at Western Mich.	01/21/2023	*	27:56	2-9	.222	2-8	.250	2-3	.667	0	3	3	2.8	3	0	0	0	0	8	7.3	
Miami (OH)	01/24/2023	*	17:59	3-6	.500	0-2	.000	0-0	.000	1	2	3	2.9	0	0	0	0	0	6	7.2	
Ohio	01/28/2023	*	21:16	3-4	.750	3-3	1.000	0-0	.000	0	0	0	2.7	1	0	1	0	0	9	7.3	
at Buffalo	01/31/2023	*	16:22	1-4	.250	0-2	.000	0-0	.000	0	2	2	2.7	1	2	1	0	0	2	7.0	
Kent St.	02/03/2023	*	17:50	2-5	.400	1-2	.500	0-0	.000	1	0	1	2.6	4	0	1	0	0	5	7.0	
Toledo	02/07/2023	*	20:19	3-8	.375	1-5	.200	0-0	.000	1	1	2	2.6	3	0	1	0	1	7	7.0	
Totals			16	465:39	63-164	.384	30-104	.288	11-18	.611	22	40	62	2.6	40	12	12	2	4	167	7.0

Player Averages

Games Played	Minutes/game	Points/game	FG Pct	3FG Pct	FT Pct	Rebounds/game	Assists/game	Turnovers/game	Assist/Turnover ratio	Steals/game	Blocks/game
24	19.4	7.0	.384	.288	.611	2.6	0.5	0.5	1.0	0.2	0.1

CAREER STATS

SEASON	TEAM	GP-GS	MIN/AVG	Field Goals		3-Point		F-Throws		Rebounds				Scoring						
				FG-FGA	FG%	3FG-3FGA	3FG%	FT-FTA	FT%	OFF	DEF	TOT	AVG	PF-FO	A	TO	BLK	STL	PTS	AVG
2019-20	OM	27-1	309/11.4	29-71	.408	1-8	.125	19-27	.704	14	23	37	1.4	47-0	11	15	4	6	78	2.9
2020-21	OM	25-0	198/7.9	20-42	.476	6-18	.333	10-16	.625	14	21	35	1.4	27-0	9	12	5	3	56	2.2
2021-22	OM	29-0	302/10.4	34-76	.447	5-25	.200	10-17	.588	19	15	34	1.2	43-0	4	12	5	6	83	2.9
2022-23	UA	24-16	466/19.4	63-164	.384	30-104	.288	11-18	.611	22	40	62	2.6	40-1	12	12	2	4	167	7.0
TOTAL FOR UA		24-16	466/19.4	63-164	.384	30-104	.288	11-18	.611	22	40	62	2.6	40-1	12	12	2	4	167	7.0
TOTAL		105-17	1274/12.1	146-353	.414	42-155	.271	50-78	.641	69	99	168	1.6	157-1	36	51	16	19	384	3.7

Single Game Highs

Statistic	Value
Points	19 at Bowling Green 01/10/23
Rebounds	7 vs Louisiana Tech 03/19/21
Assists	2 10 times
Steals	3 vs Missouri 03/04/20
Blocks	3 vs Vanderbilt 02/29/20
FG Made	7 at Bowling Green 01/10/23
FG Attempts	14 vs LSU 11/22/22
3FG Made	4 at Bowling Green 01/10/23
3FG Attempts	11 vs LSU 11/22/22
FT Made	4 vs Seattle U 11/19/19
FT Attempts	4 9 times



12 • PAT MAYFIELD • FR • G • ELGIN, ILL.



SEASON STATS

Opponent	Date	GS	MIN	Total		3-Pointers		Free throws		Rebounds				PF	A	TO	BLK	STL	PTS	AVG
				FG-FGA	PCT	3FG-3FGA	PCT	FT-FTA	PCT	OFF	DEF	TOT	AVG							
Muskingum	12/04/2022		05:04	0-1	.000	0-1	.000	0-0	.000	0	0	0	0.0	0	0	0	0	0	0	0.0
Maine	12/19/2022		01:13	1-1	1.000	0-0	.000	0-0	.000	0	1	1	0.5	0	0	0	0	0	2	1.0
at Bradley	12/22/2022		00:39	0-0	.000	0-0	.000	0-0	.000	0	0	0	0.3	0	0	0	0	1	0	0.7
Concord	12/30/2022		02:59	1-2	.500	0-1	.000	0-0	.000	0	3	3	1.0	0	0	0	0	0	2	1.0
NIU	01/03/2023		01:58	0-1	.000	0-0	.000	0-0	.000	0	1	1	1.0	0	0	0	1	0	0	0.8
Eastern Mich.	01/13/2023		04:48	0-1	.000	0-1	.000	1-2	.500	0	2	2	1.2	1	0	0	0	1	1	0.8
at Central Mich.	01/17/2023		01:25	0-0	.000	0-0	.000	0-0	.000	0	0	0	1.0	0	0	0	0	0	0	0.7
at Buffalo	01/31/2023		00:45	0-0	.000	0-0	.000	0-0	.000	0	0	0	0.9	0	0	0	0	0	0	0.6
Totals		0	18:51	2-6	.333	0-3	.000	1-2	.500	0	7	7	0.9	1	0	0	1	2	5	0.6

Player Averages

Games Played	Minutes/game	Points/game	FG Pct	3FG Pct	FT Pct	Rebounds/game	Assists/game	Turnovers/game	Assist/Turnover ratio	Steals/game	Blocks/game
8	2.4	0.6	33.3	0.0	50.0	0.9	0.0	0.0	0.0	0.3	0.1

CAREER STATS

SEASON	TEAM	GP-GS	MIN/AVG	Field Goals		3-Point		F-Throws		Rebounds				Scoring						
				FG-FGA	FG%	3FG-3FGA	3FG%	FT-FTA	FT%	OFF	DEF	TOT	AVG	PF-FO	A	TO	BLK	STL	PTS	AVG
2022-23	UA	8-0	19/2.4	2-6	.333	0-3	.000	1-2	.500	0	7	7	0.9	1-0	0	0	1	2	5	0.6
TOTAL		8-0	19/2.4	2-6	.333	0-3	.000	1-2	.500	0	7	7	0.9	1-0	0	0	1	2	5	0.6

Single Game Highs

Statistic	Value
Points	2 vs Maine 12/19/22, vs Concord 12/30/22
Rebounds	3 vs Concord 12/30/22
Steals	1 at Bradley 12/22/22, vs Eastern Mich. 01/13/23
Blocks	1 vs NIU 01/03/23
FG Made	1 vs Maine 12/19/22, vs Concord 12/30/22
FG Attempts	2 vs Concord 12/30/22
3FG Attempts	1 vs Muskingum 12/04/22, vs Concord 12/30/22, vs Eastern Mich. 01/13/23
FT Made	1 vs Eastern Mich. 01/13/23



13 • XAVIER CASTANEDA • JR • G • CHICAGO, ILL.

SEASON STATS



Opponent	Date	GS	MIN	Total		3-Pointers		Free throws		Rebounds				PF	A	TO	BLK	STL	PTS	AVG
				FG-FGA	PCT	3FG-3FGA	PCT	FT-FTA	PCT	OFF	DEF	TOT	AVG							
South Dakota St.	11/07/2022	*	41:22	9-14	.643	8-12	.667	5-5	1.000	0	1	1	1.0	0	7	2	0	2	31	31.0
vs Mississippi St.	11/11/2022	*	35:18	5-14	.357	3-10	.300	7-10	.700	1	3	4	2.5	2	6	2	0	3	20	25.5
Morgan St.	11/15/2022	*	35:42	2-10	.200	2-8	.250	10-13	.769	0	6	6	3.7	2	2	2	0	2	16	22.3
vs Western Ky.	11/21/2022	*	36:39	6-12	.500	1-4	.250	3-3	1.000	0	4	4	3.8	3	3	2	0	0	16	20.8
vs LSU	11/22/2022	*	36:06	6-16	.375	4-9	.444	12-16	.750	1	5	6	4.2	0	4	3	0	1	28	22.2
vs Nevada	11/23/2022	*	31:01	2-10	.200	2-9	.222	5-7	.714	0	3	3	4.0	2	1	1	0	0	11	20.3
at Marshall	11/30/2022	*	29:41	1-13	.077	1-9	.111	1-4	.250	1	4	5	4.1	2	3	1	0	0	4	18.0
Muskingum	12/04/2022	*	20:56	6-11	.545	5-8	.625	0-0	.000	0	5	5	4.3	0	0	1	1	0	17	17.9
Jackson St.	12/11/2022	*	30:19	5-8	.625	2-4	.500	11-13	.846	1	3	4	4.2	0	2	1	0	1	23	18.4
Wright St.	12/14/2022	*	34:12	5-10	.500	2-6	.333	7-8	.875	0	6	6	4.4	1	3	3	0	2	19	18.5
Maine	12/19/2022	*	28:37	11-15	.733	7-8	.875	4-4	1.000	1	3	4	4.4	0	3	3	0	2	33	19.8
at Bradley	12/22/2022	*	31:02	3-16	.188	3-8	.375	10-11	.909	2	4	6	4.5	0	2	3	0	0	19	19.8
Concord	12/30/2022	*	31:46	3-12	.250	3-9	.333	8-9	.889	1	4	5	4.5	0	3	0	0	1	17	19.5
at Bowling Green	01/10/2023	*	36:39	6-16	.375	3-8	.375	1-1	1.000	0	1	1	4.3	1	5	3	0	2	16	19.3
Eastern Mich.	01/13/2023	*	27:01	5-12	.417	2-9	.222	11-12	.917	1	5	6	4.4	0	5	1	0	0	23	19.5
at Central Mich.	01/17/2023	*	31:30	3-7	.429	1-4	.250	6-9	.667	0	4	4	4.4	3	5	2	0	1	13	19.1
at Western Mich.	01/21/2023	*	36:44	11-25	.440	4-16	.250	6-7	.857	2	5	7	4.5	4	1	1	0	3	32	19.9
Miami (OH)	01/24/2023	*	35:46	8-16	.500	6-13	.462	10-11	.909	1	3	4	4.5	3	2	4	0	0	32	20.6
Ohio	01/28/2023	*	36:05	2-11	.182	2-8	.250	10-11	.909	1	4	5	4.5	1	1	0	0	2	16	20.3
at Buffalo	01/31/2023	*	35:32	10-12	.833	7-8	.875	5-6	.833	2	1	3	4.5	3	1	5	1	0	32	20.9
Kent St.	02/03/2023	*	36:29	6-14	.429	5-9	.556	7-9	.778	0	3	3	4.4	1	0	2	0	1	24	21.0
Toledo	02/07/2023	*	38:28	6-18	.333	3-11	.273	8-8	1.000	1	3	4	4.4	2	1	2	0	2	23	21.1
Totals		22	736:55	121-292	.414	76-190	.400	147-177	.831	16	80	96	4.4	30	60	44	2	25	465	21.1

Player Averages

Games Played	Minutes/game	Points/game	FG Pct	3FG Pct	FT Pct	Rebounds/game	Assists/game	Turnovers/game	Assist/Turnover ratio	Steals/game	Blocks/game
22	33.5	21.1	41.4	40.0	83.1	4.4	2.7	2.0	1.4	1.1	0.1

CAREER STATS

SEASON	TEAM	GP-GS	MIN/AVG	Field Goals		3-Point		F-Throws		Rebounds				Scoring						
				FG-FGA	FG%	3FG-3FGA	3FG%	FT-FTA	FT%	OFF	DEF	TOT	AVG	PF-FO	A	TO	BLK	STL	PTS	AVG
2018-19	USF	38-3	710/18.7	47-141	.333	17-53	.321	53-76	.697	18	42	60	1.6	57-0	65	59	1	19	164	4.3
2019-20	USF	31-15	792/25.5	52-157	.331	25-80	.313	31-46	.674	6	64	70	2.3	53-0	54	53	2	31	160	5.2
2020-21	USF	20-5	475/23.8	54-150	.360	24-62	.387	37-42	.881	4	42	46	2.3	30-0	52	34	2	9	169	8.5
2021-22	UA	34-34	1089/32.0	140-344	.407	75-201	.373	107-130	.823	23	101	124	3.6	59-2	78	50	3	31	462	13.6
2022-23	UA	22-22	737/33.5	121-292	.414	76-190	.400	147-177	.831	16	80	96	4.4	30-0	60	44	2	25	465	21.1
TOTAL FOR UA		56-56	1826/32.6	261-636	.410	151-391	.386	254-307	.827	39	181	220	3.9	89-2	138	94	5	56	927	16.6
TOTAL		145-79	3803/26.2	414-1084	.382	217-586	.370	375-471	.796	67	329	396	2.7	229-2	309	240	10	115	1420	9.8

Single Game Highs

Statistic	Value	
Points	33	vs Maine 12/19/22
Rebounds	7	4 times
Assists	7	vs South Dakota St. 11/07/22
Steals	5	vs Kent St. 03/12/22
Blocks	1	10 times
FG Made	11	vs Maine 12/19/22, at Western Mich. 01/21/23
FG Attempts	25	at Western Mich. 01/21/23
3FG Made	8	vs South Dakota St. 11/07/22
3FG Attempts	16	at Western Mich. 01/21/23
FT Made	12	vs LSU 11/22/22
FT Attempts	16	vs LSU 11/22/22



20 • EVAN WILSON • FR • G • NOBLESVILLE, IND.



SEASON STATS

Opponent	Date	GS	MIN	Total		3-Pointers		Free throws		Rebounds				Scoring								
				FG-FGA	PCT	3FG-3FGA	PCT	FT-FTA	PCT	OFF	DEF	TOT	AVG	PF	A	TO	BLK	STL	PTS	AVG		
vs Mississippi St.	11/11/2022		00:41	0-0	.000	0-0	.000	0-0	.000	0	0	0	0.0	0	0	0	0	0	0	0	0	0.0
Muskingum	12/04/2022		08:01	1-5	.200	1-4	.250	0-2	.000	0	0	0	0.0	2	0	1	0	1	3	1.5		
Maine	12/19/2022		03:23	0-0	.000	0-0	.000	0-0	.000	0	1	1	0.3	1	2	0	0	1	0	1.0		
at Bradley	12/22/2022		00:39	0-0	.000	0-0	.000	0-0	.000	0	0	0	0.3	0	0	0	0	0	0	0.8		
Concord	12/30/2022		04:09	1-1	1.000	1-1	1.000	0-0	.000	0	0	0	0.2	1	1	1	0	0	3	1.2		
NIU	01/03/2023		02:20	1-1	1.000	1-1	1.000	0-0	.000	0	0	0	0.2	0	0	0	0	0	3	1.5		
Eastern Mich.	01/13/2023		06:23	1-2	.500	1-2	.500	0-0	.000	0	0	0	0.1	0	0	0	0	0	3	1.7		
at Central Mich.	01/17/2023		01:25	0-1	.000	0-0	.000	0-0	.000	0	0	0	0.1	0	0	0	0	0	0	1.5		
at Buffalo	01/31/2023		00:45	0-0	.000	0-0	.000	0-0	.000	0	0	0	0.1	0	0	0	0	0	0	1.3		
Totals		0	27:46	4-10	.400	4-8	.500	0-2	.000	0	1	1	0.1	4	3	2	0	2	12	1.3		

Player Averages

Games Played	Minutes/game	Points/game	FG Pct	3FG Pct	FT Pct	Rebounds/game	Assists/game	Turnovers/game	Assist/Turnover ratio	Steals/game	Blocks/game
9	3.1	1.3	40.0	50.0	0.0	0.1	0.3	0.2	1.5	0.2	0.0

CAREER STATS

SEASON	TEAM	GP-GS	MIN/AVG	Field Goals		3-Point		F-Throws		Rebounds				Scoring						
				FG-FGA	FG%	3FG-3FGA	3FG%	FT-FTA	FT%	OFF	DEF	TOT	AVG	PF-FO	A	TO	BLK	STL	PTS	AVG
2021-22	UA	6-0	14/2.4	1-4	.250	0-3	.000	0-0	.000	0	0	0	0.0	1-0	2	0	0	1	2	0.3
2022-23	UA	9-0	28/3.1	4-10	.400	4-8	.500	0-2	.000	0	1	1	0.1	4-0	3	2	0	2	12	1.3
TOTAL		15-0	42/2.8	5-14	.357	4-11	.364	0-2	.000	0	1	1	0.1	5-0	5	2	0	3	14	0.9

Single Game Highs

Statistic	Value
Points	3 4 times
Rebounds	1 vs Maine 12/19/22
Assists	2 vs Maine 12/19/22
Steals	1 vs Wheeling 11/18/21, vs Muskingum 12/04/22, vs Maine 12/19/22
FG Made	1 5 times
FG Attempts	5 vs Muskingum 12/04/22
3FG Made	1 4 times
3FG Attempts	4 vs Muskingum 12/04/22
FT Attempts	2 vs Muskingum 12/04/22



22 · MIKAL DAWSON · JR · W · HUNTINGTON, W.VA.



SEASON STATS

Opponent	Date	GS	MIN	Total		3-Pointers		Free throws		Rebounds				PF	A	TO	BLK	STL	PTS	AVG	
				FG-FGA	PCT	3FG-3FGA	PCT	FT-FTA	PCT	OFF	DEF	TOT	AVG								
at Ohio St.	11/09/2021		10:03	1-5	.200	0-3	.000	0-1	.000	1	1	2	2.0	2	0	2	0	0	2	2.0	
Point Park	11/13/2021		20:24	4-8	.500	4-8	.500	0-0	.000	1	1	2	2.0	3	2	1	0	1	12	7.0	
Wheeling	11/18/2021		20:51	2-4	.500	1-3	.333	0-2	.000	1	2	3	2.3	1	1	2	0	1	5	6.3	
vs Fordham	11/22/2021		16:59	0-1	.000	0-0	.000	0-0	.000	1	1	2	2.3	2	2	0	0	2	0	4.8	
vs App State	11/23/2021		14:13	3-7	.429	2-6	.333	0-0	.000	0	3	3	2.4	2	0	0	0	1	8	5.4	
vs Evansville	11/24/2021		24:26	1-3	.333	1-2	.500	0-0	.000	2	2	4	2.7	2	1	1	0	1	3	5.0	
Marshall	12/01/2021		28:20	0-2	.000	0-1	.000	0-0	.000	3	1	4	2.9	2	1	0	0	0	0	4.3	
Southern U.	12/04/2021		22:49	2-6	.333	2-6	.333	1-2	.500	2	3	5	3.1	4	1	2	0	2	7	4.6	
Florida A&M	12/12/2021		10:18	0-2	.000	0-2	.000	0-0	.000	0	1	1	2.9	3	0	0	0	0	0	4.1	
at Wright St.	12/15/2021		28:14	1-5	.200	1-5	.200	0-0	.000	0	1	1	2.7	2	1	0	0	1	3	4.0	
Buffalo	01/01/2022		27:32	3-6	.500	3-6	.500	0-0	.000	1	3	4	2.8	0	0	0	0	1	9	4.5	
Ohio	01/04/2022		34:35	4-11	.364	4-9	.444	2-2	1.000	0	3	3	2.8	1	2	0	0	1	14	5.3	
Ball St.	01/11/2022		21:51	4-6	.667	2-4	.500	0-1	.000	2	2	4	2.9	4	0	2	1	0	10	5.6	
at Kent St.	01/14/2022		21:27	0-2	.000	0-2	.000	0-0	.000	0	0	0	2.7	2	0	1	0	0	0	5.2	
Western Mich.	01/18/2022		22:41	3-7	.429	3-6	.500	0-0	.000	1	2	3	2.7	2	1	1	0	1	9	5.5	
at Bowling Green	01/20/2022		26:11	1-4	.250	1-4	.250	0-0	.000	1	2	3	2.8	1	0	0	0	0	3	5.3	
Eastern Mich.	01/22/2022		17:39	0-2	.000	0-2	.000	0-0	.000	0	2	2	2.7	1	0	2	0	0	0	5.0	
at Central Mich.	01/25/2022		20:11	0-1	.000	0-1	.000	0-0	.000	2	1	3	2.7	1	1	0	0	0	0	4.7	
at Toledo	01/28/2022		27:42	4-9	.444	3-8	.375	3-3	1.000	3	4	7	2.9	2	0	1	0	0	14	5.2	
Miami (OH)	02/04/2022		26:16	0-4	.000	0-4	.000	2-2	1.000	2	3	5	3.1	1	1	0	0	0	2	5.1	
at Miami (OH)	02/06/2022		17:50	0-1	.000	0-1	.000	1-2	.500	1	0	1	3.0	2	2	0	0	2	1	4.9	
at NIU	02/08/2022		23:54	2-5	.400	2-4	.500	0-0	.000	1	2	3	3.0	2	1	1	0	0	6	4.9	
Kent St.	02/11/2022		19:52	1-3	.333	1-3	.333	1-2	.500	1	2	3	3.0	1	1	1	0	1	4	4.9	
at Western Mich.	02/15/2022		21:22	1-2	.500	1-2	.500	0-0	.000	0	3	3	3.0	1	1	2	0	0	3	4.8	
NIU	02/17/2022	*	22:10	2-5	.400	1-4	.250	2-2	1.000	0	0	0	2.8	3	0	1	0	3	7	4.9	
at Eastern Mich.	02/19/2022	*	23:32	1-4	.250	1-4	.250	0-0	.000	0	3	3	2.8	1	1	0	0	2	3	4.8	
Bowling Green	02/22/2022	*	27:28	4-7	.571	4-7	.571	5-6	.833	0	4	4	2.9	3	0	0	0	2	17	5.3	
at Ohio	02/25/2022	*	37:17	5-8	.625	1-4	.250	4-4	1.000	1	4	5	3.0	2	2	2	0	2	15	5.6	
at Ball St.	03/01/2022	*	34:12	4-9	.444	3-8	.375	0-0	.000	1	3	4	3.0	2	1	0	0	4	11	5.8	
Central Mich.	03/04/2022	*	32:27	1-5	.200	1-4	.250	2-4	.500	3	5	8	3.2	1	2	1	0	1	5	5.8	
vs Buffalo	03/10/2022	*	33:38	5-9	.556	3-4	.750	1-2	.500	2	2	4	3.2	1	1	1	0	1	14	6.0	
vs Toledo	03/11/2022	*	28:19	3-6	.500	3-6	.500	0-0	.000	0	5	5	3.3	3	0	0	1	0	9	6.1	
vs Kent St.	03/12/2022	*	28:38	1-2	.500	1-1	1.000	0-0	.000	2	3	5	3.3	0	1	0	0	3	3	6.0	
vs UCLA	03/17/2022	*	31:27	1-4	.250	0-2	.000	0-0	.000	3	2	5	3.4	1	1	1	0	1	2	5.9	
Totals			10	824:47	64-165	.388	49-136	.360	24-35	.686	38	76	114	3.4	61	28	25	2	34	201	5.9

CAREER STATS

SEASON	TEAM	GP-GS	MIN/AVG	Field Goals		3-Point		F-Throws		Rebounds				Scoring						
				FG-FGA	FG%	3FG-3FGA	3FG%	FT-FTA	FT%	OFF	DEF	TOT	AVG	PF-FO	A	TO	BLK	STL	PTS	AVG
2019-20	UA	17-0	75/4.4	2-12	.167	0-7	.000	2-4	.500	7	9	16	0.9	9-0	1	6	1	1	6	0.4
2020-21	UA	23-0	305/13.3	34-81	.420	20-62	.323	10-13	.769	19	31	50	2.2	25-0	14	9	0	10	98	4.3
2021-22	UA	34-10	825/24.3	64-165	.388	49-136	.360	24-35	.686	38	76	114	3.4	61-0	28	25	2	34	201	5.9
TOTAL		74-10	1205/16.3	100-258	.388	69-205	.337	36-52	.692	64	116	180	2.4	95-0	43	40	3	45	305	4.1

Single Game Highs

Statistic	Value	
Points	17	vs Bowling Green 02/22/22
Rebounds	8	vs Central Mich. 03/04/22
Assists	2	9 times
Steals	4	at Ball St. 03/01/22
Blocks	1	at Bowling Green 02/25/20, vs Ball St. 01/11/22, vs Toledo 03/11/22
FG Made	5	at Western Mich. 01/23/21, at Ohio 02/25/22, vs Buffalo 03/10/22
FG Attempts	11	vs Ohio 01/04/22
3FG Made	4	vs Point Park 11/13/21, vs Ohio 01/04/22, vs Bowling Green 02/22/22
3FG Attempts	9	vs Cedarville 12/12/20, vs Ohio 01/04/22
FT Made	5	vs Bowling Green 02/22/22
FT Attempts	6	vs Bowling Green 02/22/22



25 • ENRIQUE FREEMAN • JR • F • CLEVELAND, OHIO



SEASON STATS

Opponent	Date	GS	MIN	Total		3-Pointers		Free throws		Rebounds				PF	A	TO	BLK	STL	PTS	AVG
				FG-FGA	PCT	3FG-3FGA	PCT	FT-FTA	PCT	OFF	DEF	TOT	AVG							
South Dakota St.	11/07/2022	*	34:07	10-15	.667	0-0	.000	3-4	.750	5	9	14	14.0	4	6	3	1	0	23	23.0
vs Mississippi St.	11/11/2022	*	27:33	3-5	.600	0-0	.000	3-4	.750	1	2	3	8.5	3	0	2	0	2	9	16.0
Morgan St.	11/15/2022	*	34:30	7-13	.538	0-0	.000	3-6	.500	7	6	13	10.0	2	2	3	3	1	17	16.3
vs Western Ky.	11/21/2022	*	35:18	7-8	.875	0-1	.000	4-8	.500	3	8	11	10.3	2	3	2	0	0	18	16.8
vs LSU	11/22/2022	*	33:60	1-6	.167	0-0	.000	1-4	.250	5	5	10	10.2	1	2	1	1	0	3	14.0
vs Nevada	11/23/2022	*	35:27	4-11	.364	0-0	.000	1-3	.333	2	7	9	10.0	3	2	2	1	0	9	13.2
at Marshall	11/30/2022	*	28:17	4-12	.333	0-0	.000	2-4	.500	4	10	14	10.6	4	2	2	0	1	10	12.7
Muskingum	12/04/2022	*	22:46	3-3	1.000	0-0	.000	2-4	.500	1	3	4	9.8	0	2	2	1	2	8	12.1
Jackson St.	12/11/2022	*	33:48	7-7	1.000	0-0	.000	3-4	.750	1	8	9	9.7	0	5	0	3	1	17	12.7
Wright St.	12/14/2022	*	24:04	4-9	.444	0-0	.000	0-0	.000	5	10	15	10.2	4	2	3	0	0	8	12.2
Maine	12/19/2022	*	24:17	7-12	.583	0-0	.000	0-0	.000	2	6	8	10.0	0	2	3	1	0	14	12.4
at Bradley	12/22/2022	*	31:02	5-12	.417	0-0	.000	1-3	.333	5	5	10	10.0	1	0	4	0	2	11	12.3
Concord	12/30/2022	*	24:11	7-8	.875	0-0	.000	4-10	.400	3	7	10	10.0	3	2	2	2	0	18	12.7
NIU	01/03/2023	*	30:32	10-18	.556	0-0	.000	7-10	.700	4	11	15	10.4	1	2	3	0	3	27	13.7
at Ball St.	01/06/2023	*	33:44	9-13	.692	0-0	.000	5-6	.833	5	9	14	10.6	4	1	4	2	2	23	14.3
at Bowling Green	01/10/2023	*	33:17	6-11	.545	0-1	.000	9-10	.900	3	13	16	10.9	2	1	1	1	0	21	14.8
Eastern Mich.	01/13/2023	*	20:34	5-7	.714	0-0	.000	10-11	.909	3	6	9	10.8	2	1	2	1	0	20	15.1
at Central Mich.	01/17/2023	*	22:52	2-4	.500	0-0	.000	4-6	.667	2	7	9	10.7	5	0	2	1	1	8	14.7
at Western Mich.	01/21/2023	*	36:00	3-7	.429	0-0	.000	0-0	.000	4	7	11	10.7	2	2	0	3	1	6	14.2
Miami (OH)	01/24/2023	*	24:10	5-7	.714	0-0	.000	3-4	.750	3	5	8	10.6	5	2	2	1	0	13	14.2
Ohio	01/28/2023	*	37:46	14-18	.778	0-0	.000	4-9	.444	4	11	15	10.8	1	2	3	0	0	32	15.0
at Buffalo	01/31/2023	*	36:26	9-15	.600	0-0	.000	0-2	.000	1	8	9	10.7	2	2	2	2	0	18	15.1
Kent St.	02/03/2023	*	37:01	4-6	.667	1-1	1.000	10-12	.833	3	14	17	11.0	1	3	2	3	0	19	15.3
Toledo	02/07/2023	*	28:29	5-11	.455	0-0	.000	0-1	.000	4	8	12	11.0	4	3	2	0	0	10	15.1
Totals		24	730:10	141-238	.592	1-3	.333	79-125	.632	80	185	265	11.0	56	49	52	27	16	362	15.1

Player Averages

Games Played	Minutes/game	Points/game	FG Pct	3FG Pct	FT Pct	Rebounds/game	Assists/game	Turnovers/game	Assist/Turnover ratio	Steals/game	Blocks/game
24	30.4	15.1	59.2	33.3	63.2	11.0	2.0	2.2	0.9	0.7	1.1

CAREER STATS

SEASON	TEAM	GP-GS	MIN/AVG	Field Goals		3-Point		F-Throws		Rebounds				Scoring						
				FG-FGA	FG%	3FG-3FGA	3FG%	FT-FTA	FT%	OFF	DEF	TOT	AVG	PF-FO	A	TO	BLK	STL	PTS	AVG
2019-20	UA	7-0	13/1.9	1-1	1.000	0-0	.000	3-4	.750	1	3	4	0.6	1-0	0	0	1	0	5	0.7
2020-21	UA	23-20	517/22.5	77-104	.740	0-0	.000	27-41	.659	65	146	211	9.2	58-0	7	34	44	12	181	7.9
2021-22	UA	34-34	981/28.8	175-263	.665	0-3	.000	100-154	.649	111	256	367	10.8	100-4	46	64	41	16	450	13.2
2022-23	UA	24-24	730/30.4	141-238	.592	1-3	.333	79-125	.632	80	185	265	11.0	56-2	49	52	27	16	362	15.1
TOTAL		88-78	2241/25.5	394-606	.650	1-6	.167	209-324	.645	257	590	847	9.6	215-6	102	150	113	44	998	11.3

Single Game Highs

Statistic	Value	
Points	32	vs Ohio 01/28/23
Rebounds	21	vs Malone 12/19/20
Assists	6	vs South Dakota St. 11/07/22
Steals	3	vs NIU 01/03/23
Blocks	5	at Central Mich. 01/25/22, at Western Mich. 02/15/22
FG Made	14	vs Ohio 01/28/23
FG Attempts	18	vs NIU 01/03/23, vs Ohio 01/28/23
3FG Made	1	vs Kent St. 02/03/23
3FG Attempts	1	6 times
FT Made	10	vs Eastern Mich. 01/13/23, vs Kent St. 02/03/23
FT Attempts	12	vs Marshall 12/01/21, vs Kent St. 02/03/23



34 • NATE JOHNSON • FR • F • LIBERTY TWP, OHIO



SEASON STATS

Opponent	Date	GS	MIN	Total		3-Pointers		Free throws		Rebounds				PF	A	TO	BLK	STL	PTS	AVG
				FG-FGA	PCT	3FG-3FGA	PCT	FT-FTA	PCT	OFF	DEF	TOT	AVG							
South Dakota St.	11/07/2022		25:09	3-4	.750	1-2	.500	0-0	.000	0	2	2	2.0	2	1	0	1	1	7	7.0
vs Mississippi St.	11/11/2022		18:51	0-2	.000	0-2	.000	0-0	.000	0	1	1	1.5	1	0	0	0	0	0	3.5
Morgan St.	11/15/2022		21:20	4-6	.667	2-2	1.000	1-2	.500	1	1	2	1.7	2	1	1	0	2	11	6.0
vs Western Ky.	11/21/2022		29:08	3-3	1.000	3-3	1.000	0-0	.000	2	3	5	2.5	2	1	2	0	1	9	6.8
vs LSU	11/22/2022		20:20	0-2	.000	0-0	.000	0-0	.000	5	2	7	3.4	0	0	2	0	0	0	5.4
vs Nevada	11/23/2022		19:18	1-3	.333	0-1	.000	0-0	.000	0	3	3	3.3	4	0	1	0	2	2	4.8
at Marshall	11/30/2022	*	23:59	0-4	.000	0-1	.000	0-0	.000	2	3	5	3.6	1	0	2	0	0	0	4.1
Muskingum	12/04/2022		13:28	4-6	.667	1-2	.500	0-0	.000	1	2	3	3.5	2	0	1	0	0	9	4.8
Jackson St.	12/11/2022		11:27	0-3	.000	0-2	.000	0-0	.000	0	1	1	3.2	0	1	1	0	1	0	4.2
Wright St.	12/14/2022		12:38	0-1	.000	0-0	.000	0-0	.000	0	3	3	3.2	0	1	2	0	1	0	3.8
Maine	12/19/2022		17:36	0-1	.000	0-0	.000	1-2	.500	1	0	1	3.0	2	1	0	0	1	1	3.5
at Bradley	12/22/2022		15:26	0-2	.000	0-1	.000	0-0	.000	0	3	3	3.0	0	0	2	0	0	0	3.3
Concord	12/30/2022		15:48	4-6	.667	1-2	.500	0-0	.000	0	1	1	2.8	1	0	1	0	4	9	3.7
NIU	01/03/2023		29:53	3-6	.500	1-2	.500	1-2	.500	1	1	2	2.8	1	0	0	0	0	8	4.0
at Ball St.	01/06/2023		17:21	2-3	.667	0-0	.000	2-2	1.000	0	1	1	2.7	5	1	1	0	0	6	4.1
at Bowling Green	01/10/2023		15:16	0-1	.000	0-0	.000	2-2	1.000	1	3	4	2.8	4	1	0	0	0	2	4.0
Eastern Mich.	01/13/2023		13:50	2-4	.500	0-2	.000	0-0	.000	1	4	5	2.9	2	2	0	0	0	4	4.0
at Central Mich.	01/17/2023		21:28	2-5	.400	1-4	.250	0-0	.000	1	2	3	2.9	0	1	2	0	3	5	4.1
at Western Mich.	01/21/2023		11:01	1-2	.500	1-1	1.000	0-0	.000	0	0	0	2.7	1	0	0	0	0	3	4.0
Miami (OH)	01/24/2023		17:50	1-3	.333	0-1	.000	0-0	.000	2	2	4	2.8	2	2	0	0	0	2	3.9
Ohio	01/28/2023		22:25	1-1	1.000	1-1	1.000	0-0	.000	1	3	4	2.9	0	3	2	0	1	3	3.9
at Buffalo	01/31/2023		19:25	4-5	.800	2-2	1.000	0-0	.000	2	4	6	3.0	2	1	3	0	0	10	4.1
Kent St.	02/03/2023		18:52	0-1	.000	0-1	.000	1-2	.500	0	0	0	2.9	2	1	0	0	2	1	4.0
Toledo	02/07/2023		13:22	0-1	.000	0-0	.000	0-0	.000	0	0	0	2.8	2	0	1	0	0	0	3.8
Totals		1	445:10	35-75	.467	14-32	.438	8-12	.667	21	45	66	2.8	38	18	24	1	19	92	3.8

Player Averages

Games Played	Minutes/game	Points/game	FG Pct	3FG Pct	FT Pct	Rebounds/game	Assists/game	Turnovers/game	Assist/Turnover ratio	Steals/game	Blocks/game
24	18.5	3.8	46.7	43.8	66.7	2.8	0.8	1.0	0.8	0.8	0.0

CAREER STATS

SEASON	TEAM	GP-GS	MIN/AVG	Field Goals		3-Point		F-Throws		Rebounds				Scoring						
				FG-FGA	FG%	3FG-3FGA	3FG%	FT-FTA	FT%	OFF	DEF	TOT	AVG	PF	FO	A	TO	BLK	STL	PTS
2022-23	UA	24-1	445/18.5	35-75	.467	14-32	.438	8-12	.667	21	45	66	2.8	38-1	18	24	1	19	92	3.8
TOTAL		24-1	445/18.5	35-75	.467	14-32	.438	8-12	.667	21	45	66	2.8	38-1	18	24	1	19	92	3.8

Single Game Highs

Statistic	Value	
Points	11	vs Morgan St. 11/15/22
Rebounds	7	vs LSU 11/22/22
Assists	3	vs Ohio 01/28/23
Steals	4	vs Concord 12/30/22
Blocks	1	vs South Dakota St. 11/07/22
FG Made	4	4 times
FG Attempts	6	4 times
3FG Made	3	vs Western Ky. 11/21/22
3FG Attempts	4	at Central Mich. 01/17/23
FT Made	2	at Ball St. 01/06/23, at Bowling Green 01/10/23
FT Attempts	2	6 times



JOHN GROCE

Head Coach

Sixth Season at Akron

15th Season Overall

Taylor '94

Groce became the Akron Zips 22nd head coach on April 6, 2017. He completed his fifth season at Akron with a 94-59 overall record, including a 63-25 mark over the last three seasons.

In Mid-American Conference play, the Zips are 54-38 under Groce and 40-16 over the last three years, owning the best winning percentage (.714) in the league.

Groce has a long track record of building championship caliber teams and

all-around successful young men. The program's mission "to be impactful", and the vision "OneAkron", resonates with everyone involved in the program as he is notorious for saying "It takes a village."

In 2022, The University of Akron basketball program claimed the 2022 MAC Men's Basketball Tournament Championship and advanced to the 2022 NCAA Tournament for the fifth time in program history. Akron entered NCAA Tournament as a No. 13 seed and played against the No. 4 seed UCLA Bruins in the First Round of the East Region at the Moda Center in Portland, Oregon on March 17, 2022. The Zips fell 57-53. Akron won eight consecutive games entering the NCAA Tournament, including the last five regular season games and the three MAC Tournament games. The Zips finished the season with a 24-10 overall record and 14-6 record in league play.

In 2020, the Zips matched the best regular season record in program history at 24-7. Groce led the Zips to five consecutive Mid-American Conference Tournaments, earning the No. 4 seed and defeating fifth-seeded Buffalo (70-68) in the quarterfinal round, top-seeded Toledo (70-62) in the semifinal round and second-seeded Kent State (75-55) in the finals. Akron earned No. 1 seed in 2020 - the 2020 MAC Tournament was canceled due to the COVID-19 pandemic.

During his 27-year coaching career, he has helped coach teams to 19 postseason appearances in 24 opportunities, including six regular season conference championships, eight conference tournament championships, a National Runner-up, an Elite 8, an NCAA Sweet 16 and seven Round of 32 appearances. Over 27 years his teams have not only shown consistent success on the court but have demonstrated sustained excellence in the classroom as well.

Prior to joining the Zips, Groce was head men's basketball coach at the University of Illinois for five seasons. During his tenure at Illinois, he led the Illini to an average of 19 wins per season along with postseason appearances in four of his five years in Champaign, owning a 95-75 record.

He arrived at Illinois after four seasons as head coach at Ohio University, where he led the Bobcats to an 85-56 overall record as well as Mid-American Conference Tournament titles and NCAA Tournament appearances in 2010 and 2012. Groce pursued building a championship program in all phases. There were signature wins on the court, player development improvements, recruiting success, and achievement in the classroom as well.

Ohio was the story of the 2012 Tournament, advancing to the Sweet 16 as a No. 13 seed with victories over No. 4 seed Michigan followed by No. 12 seed South Florida. The Bobcats made a strong push for the Elite Eight before falling to No. 1 seed North Carolina in overtime in the regional semifinal. It marked just the second time in Ohio's school history and first since 1964 that the Bobcats won multiple games in the NCAA Tournament. Ohio finished the 2012 season with a school-record 29 wins and was known for its pressure defense, ranking second nationally in turnover percentage and third in steals percentage.

Ohio also made noise in the 2010 postseason. Playing in the school's first NCAA Tournament game in five seasons, the Bobcats received a No. 14 seed and defeated No. 3 seed Georgetown. With the 2010 and 2012 NCAA performances, Ohio became just the sixth school ever to win Tournament games as both a 13 and 14 seed.

Groce earned his first head-coaching job at Ohio following four seasons on Thad Matta's staff at Ohio State from 2005-08, the first two as assistant coach and last two as associate head coach. During Groce's time in Columbus the Buckeyes amassed a record of 105-35, advanced to the NCAA Championship game in 2007 and second round in 2006, claimed back-to-back outright Big Ten Championships in 2006 and 2007 and won the NIT in 2008.

Groce played a key role in recruiting many of the top players at Ohio State and was named Rivals' 2006 National Recruiter of the Year.

Groce earned a bachelor's degree in mathematics from Taylor in 1994. He and his wife, Allison, have two sons, Conner and Camden, and a daughter, Cate.

THE JOHN GROCE FILE

COACHING EXPERIENCE

2018-present	Akron	Head Coach
2013-17	Illinois	Head Coach
2009-12	Ohio	Head Coach
2007-08	Ohio State	Associate Head Coach
2005-06	Ohio State	Assistant Coach
2002-04	Xavier	Assistant Coach
2001	Butler	Assistant Coach
1997-00	N.C. State	Assistant Coach
1994-96	Taylor	Assistant Coach

YEAR-BY-YEAR COACHING RECORD

Year	Team	Overall	Conference	Finish/Postseason
2008-09	Ohio	15-17 (.468)	7-9 (.438)	6th East
2009-10	Ohio	22-15 (.595)	7-9 (.438)	5th East, NCAA Second Round
2010-11	Ohio	19-16 (.543)	9-7 (.563)	3rd East, CIT Quarterfinals
2011-12	Ohio	29-8 (.784)	11-5 (.688)	3rd East, NCAA Sweet 16
Ohio Totals (4 seasons)		85-56 (.603)	34-30 (.531)	
2012-13	Illinois	23-13 (.639)	8-10 (.444)	T7th, NCAA Third Round
2013-14	Illinois	20-15 (.571)	7-11 (.389)	T8th, NIT Second Round
2014-15	Illinois	19-14 (.576)	9-9 (.500)	T7th, NIT First Round
2015-16	Illinois	15-19 (.441)	5-13 (.278)	12th
2016-17	Illinois	18-14 (.563)	8-10 (.444)	9th
Illinois (5 seasons)		97-76 (.561)	37-53 (.411)	
2017-18	Akron	14-18 (.438)	6-12 (.333)	6th East
2018-19	Akron	17-16 (.515)	8-10 (.444)	4th East
2019-20	Akron	24-7 (.770)	14-4 (.760)	1st, MAC Champions
2020-21	Akron	15-8 (.667)	12-6 (.667)	3rd in MAC
2021-22	Akron	24-10 (.714)	14-6 (.727)	t-3rd, NCAA First Round
2022-23	Akron	17-6 (.667)	9-1 (.800)	
Akron (5 seasons)		111-66 (.619)	63-40 (.597)	
Career Totals (12 seasons)		232-198 (.593)	134-123 (.513)	

BIRTHDATE: Sept. 7, 1971 **EDUCATION:** Taylor University, B.S. in mathematics, 1994
HOMETOWN: Danville, Ind. **PLAYING CAREER:** 1991-93 Basketball (Taylor)
FAMILY: Wife- Allison, Children- Conner, Camden, and Cate



Groce ALL-Time Record vs Opponents

THE NUMBERS ON AKRON HOOPS...

4 Akron has won three MAC tournament titles to represent the league in the NCAA Tournament.

17 The number of times the Zips have finished in the top-three in the MAC East since divisional play began during the 1997-98 season.

19 Only 10 teams had at least 19 wins every season since the start of the 2004-05 campaign, including the Zips.

21 Akron was one of just four programs in all of Division I basketball to post at least 21 wins in 12 straight-seasons.

87 Akron has posted 87 winning seasons in 121 years of basketball.

86.6 The Zips have a home winning percentage of 86.6 since the start of the 2004-05 campaign (254-38).

138 The number of wins in league play the Zips have posted since the start of the 2012 MAC schedule 138-68, .696).

218 Akron has posted 218 wins in conference play since the 2004-05 season (218-100). The Zips' 218 wins are the most in the league during that stretch.

254 Akron has posted 254 home wins since the 2004-05 campaign (254-39, .866).

429 The number of wins the Zips have posted since the start of the 2004-05 season, the most victories in the MAC.

713 The number of consecutive games that Akron has made at least one 3-point basket.

1,690 The Zips have won 1,690 games in their 122 seasons of basketball. Akron was the 56th Division I program to post 1,500 all-time wins.

Opponent	UA W-L	TOT W-L			
Akron	0-0	6-4	Minnesota	0-0	6-3
Alabama	0-0	0-1	Mississippi State	0-1	0-1
Alabama State	1-0	2-0	Mississippi Valley State	1-0	1-0
American	0-0	1-0	Missouri	0-0	4-1
Appalachian State	1-1	1-1	Morgan State	1-0	2-0
Arkansas State	0-0	1-0	Muskingum	0-0	0-0
Auburn	0-0	2-0	Nebraska	0-0	5-3
Austin Peay	0-0	2-1	Nevada	0-2	0-2
BYU	0-0	1-0	Norfolk State	0-0	2-0
Ball State	5-4	8-7	North Carolina	0-0	0-1
Baylor	0-0	1-0	North Carolina Central	1-0	1-0
Boston U.	0-0	1-0	North Carolina A&T	0-0	2-0
Bowling Green	9-3	12-9	North Carolina State	0-0	1-0
Bradley	0-1	1-1	North Dakota State	0-0	1-0
Brown	0-0	1-0	North Florida	0-0	0-1
Bucknell	0-0	1-0	Northern Illinois	5-3	9-3
Buffalo	4-8	9-12	Northern Iowa	0-0	1-0
Butler	0-0	1-0	Northern Kentucky	0-0	1-0
Carnegie Mellon	1-0	1-0	Northwestern	0-0	5-3
Cedarville	2-0	2-0	Notre Dame	0-0	0-1
Central Michigan	7-1	10-3	Oakland	0-0	1-1
Chaminade	0-0	1-0	Ohio	7-4	7-4
Chattanooga	1-0	1-1	Ohio Valley	0-0	1-0
Chicago State	1-0	3-0	Ohio State	0-1	2-7
Clemson	0-1	0-2	Oregon	0-0	0-2
Cleveland State	1-0	1-0	Penn State	0-0	4-3
Colgate	0-0	1-0	Pittsburgh	0-0	0-1
Colorado	0-0	1-0	Point Park	1-0	1-0
Concord	3-0	3-0	Portland	0-0	1-0
Coppin State	0-0	1-0	Princeton	0-1	0-1
Dartmouth	0-0	1-0	Providence	0-0	0-1
Davidson	0-1	0-1	Purdue	0-0	3-5
Dayton	0-1	0-1	Robert Morris	0-0	0-3
Delaware	0-0	2-1	Rutgers	0-0	3-1
Detroit Mercy	1-0	2-0	St. Bonaventure	1-1	1-2
Eastern Kentucky	0-0	2-1	St. Francis (N.Y.)	0-0	2-0
Eastern Michigan	8-3	10-5	St. Francis (Pa.)	0-0	1-0
East Tennessee State	0-0	0-1	Santa Clara	0-0	1-0
Elon	0-0	1-0	South Carolina Upstate	1-0	1-0
Evansville	1-0	1-0	South Dakota	0-0	1-0
Fordham	0-1	0-1	South Dakota State	1-0	1-0
Florida State	0-0	0-1	South Florida	0-0	1-0
Florida A&M	1-0	1-0	Southeast Missouri	0-0	1-0
Gardner-Webb	0-0	1-0	Southern	2-0	2-0
George Mason	0-0	0-1	Temple	0-0	0-1
Georgetown	0-0	1-0	Tennessee	0-0	0-1
Georgia Southern	0-0	1-0	Tennessee-Martin	1-0	2-0
Georgia Tech	0-0	1-1	Tennessee State	1-0	1-0
Gonzaga	0-0	1-0	Texas A&M-Corpus Christi	0-0	1-0
Hampton	0-0	1-0	Toledo	1-7	6-8
Hawaii	0-0	1-0	Towson	0-0	0-0
Holy Cross	0-0	1-0	Tulane	1-0	1-0
Illinois State	0-1	2-1	Tulsa	0-0	1-1
Indiana	0-0	3-6	UAB	0-0	1-0
Indiana State	0-0	2-0	UIC	0-0	2-0
Iowa	0-0	4-4	UNC Asheville	0-0	1-0
Iowa State	0-0	0-1	UNLV	0-0	1-0
IPFW	1-1	2-1	USC	0-1	1-1
IUPUI	0-0	2-1	VCU	0-0	1-0
Jacksonville State	1-0	2-0	Valparaiso	0-0	2-0
Kansas	0-0	0-1	Villanova	0-0	0-1
Kennesaw State	0-0	2-0	West Virginia	0-1	0-2
Kent State	7-5	11-10	Western Carolina	0-0	2-0
Lamar	0-0	2-1	Western Kentucky	1-0	1-0
Louisville	0-1	0-3	Western Michigan	6-2	9-4
Liberty	0-1	0-1	Wheeling	1-0	1-0
LSU	0-1	0-1	William & Mary	0-0	1-0
Maine	1-0	1-0	Winthrop	0-0	1-1
Malone	3-0	3-0	Wisconsin	0-0	0-8
Marietta	0-0	1-0	Wright State	2-0	4-0
Massachusetts	1-0	1-0	Xavier	0-0	0-1
Marshall	2-2	4-5	Yale	0-0	1-0
Maryland	0-0	1-3	Youngstown State	1-0	1-0
McKendree	0-0	1-0	TOTAL	111-66	293-198
Merrimack	1-0	1-0			
Miami (Fla.)	0-0	0-2			
Miami (Ohio)	8-3	14-6			
Michigan	0-0	3-9			
Michigan State	0-0	3-4			
Middle Tennessee	0-0	1-0			



LAST TIME AKRON...

Scored 50+ points in a half: 7x Most: vs Point Park (50), 11/13/21 (2nd)
Scored 55+ points in a half: vs. Detroit (58), 12/18/13 (2nd)
Scored 60+ points in a half: vs. Denison (70), 12/7/05 (1st)
Scored 90+ Points: vs. Youngstown State (98), 11/10/18
Scored 90+ Points (MAC): Buffalo (91) 1/28/17
Scored 100+ Points: vs. Point Park (102), 11/13/21
Scored 100+ Points (MAC): at Northern Illinois (101, 2ot), 1/29/03
Scored 110+ Points: vs. Ball State (106, 2ot), 1/27/18
Scored 110+ Points (MAC): vs. Ball State (111, 2ot), 1/27/18
Scored 120+ Points: vs. Denison (123), 12/7/05
Scored 50 points or less: at Gonzaga (43), 12/10/16
Scored 50 points or less (MAC): vs. Ohio (50), 2/22/14
Scored 100 points in consecutive games: vs. Ball State (105, ot), 1/4/03; at Ohio (104, 4ot), 1/8/03
Scored 100 points in 3+ consecutive games: vs. Central Connecticut (100), 12/3/67; vs. Marietta (100), 12/10/67; at Heidelberg (102), 12/13/67
Won a game by 20+ points: vs. Radford (47, 88-41), 11/17/16
Won a game by 30+ points: vs. Chicago State (41, 87-46), 11/16/18
Won by one point: at Buffalo (91-90), 1/28/17
Lost by one point: at Northern Illinois (80-79), 2/13/16
Consecutive games decided by one point: at Bowling Green (W, 69-68), 1/31/15; at Ohio (L, 83-82), 2/4/15
Made 35+ field goals: vs. Point Park (36), 11/13/21
Made 40+ field goals: vs. Denison (46), 12/7/05
Made 45+ field goals: vs. Denison (46), 12/7/05
Made 50+ field goals: vs. Hiram (57), 2/25/61
Shot over 50% from the field: vs. Point Park (.500, 36-72), 11/13/21
Shot over 60% from the field: at IPFW (.643, 36-56), 3/19/14
Shot over 65% from the field: at Kent State (.660, 33-55), 1/24/98
Shot under 30% from the field: at North Dakota State (.298, 17-57), 12/16/14
Made 10+ 3-pointers: vs. Point Park (13) 11/13/21
Made 15+ 3-pointers (4x Last): at Eastern Michigan (18) 2/10/17
Made 20+ 3-pointers: vs. BGSU (20) 3/1/16
Made 0 3-pointers: vs. Purdue, 12/7/00
Shot over 50% from 3-point (10 att): vs. Buffalo (.591, 13-22), 2/24/17
Shot over 60% from 3-point (10 att): at Ohio (.600, 9-15), 1/12/14
Shot over 70% from 3-point (10 att): vs. Ohio (.750, 9-12), 3/10/12
Shot over 75% from 3-point (8 att): vs. Northern Ill. (.778, 7-9), 2/19/90
Made 20+ free throws: vs. Buffalo (20), 2/24/17
Made 25+ free throws: vs. Buffalo (26), 1/28/17
Made 30+ free throws: vs. Youngstown State (35), 12/21/07
Made 35+ free throws: vs. Youngstown State (35), 12/21/07
Made 40+ free throws: vs. Ball State (.905, 19-of-21), 1/27/18
Shot 100% from foul line (min. 10 att.): vs. Bowling Green (10-10), 2/21/17
Had 15+ steals: vs. Bluffton (17), 12/20/14
Had 20+ steals: vs. Tiffin (20), 11/19/06
Had 20+ assists: at Ohio (21), 2/27/13
Had 25+ assists: vs. North Carolina Central (26), 12/8/07
Had 30+ assists: vs. Denison (31), 12/7/05
Had 50+ rebounds: vs. Arkansas-Pine Bluff (50), 12/18/12
Had 60+ rebounds: vs. Coppin State (61), 1/2/13
Won rebounds by +20: vs. Coppin State (29, 61-32), 1/2/13
Lost rebounds by +20: vs. Canisius (20, 27-47), 11/15/08
Had 10+ blocked shots: at Buffalo (10), 2/16/16
Had 15+ blocked shots: vs. Kent State (15), 3/12/11
Had 5 or fewer turnovers: vs. Youngstown State (5), 11/10/18
Had 10 or fewer turnovers: at Western Michigan (8), 1/24/17
Had 20+ turnovers: vs. Miami (Ohio) (20), 2/21/15
Had 25+ turnovers: vs. Arkansas-Pine Bluff (25), 12/18/12
Won in overtime: at Ohio (83-80, 2OT), 1/12/14
Lost in overtime: vs. Ohio State (NIT: 72-63), 3/15/16
Played in two overtimes: vs. Ball State (L, 111-106, 2ot), 1/27/18
Played in three overtimes: vs. Xavier (L, 113-111), 12/21/96
Played in four overtimes: at Ohio (L, 112-104), 1/8/02
Played in five overtimes: at Eastern Kentucky (W, 88-86), 1/26/84
Played consecutive overtime games: vs. Ball State (W, 105-104, ot), 1/4/03; at Ohio (L, 112-104, 4ot), 1/8/03
Overcame a 10+ point deficit to win: Trailed 38-27 vs. CMU, won 89-85, 11/10/17
Overcame a 15+ point deficit to win: Trailed 52-37 at NIU, won 76-73, 1/31/17
Overcame a 20+ point deficit to win: Trailed 32-12 vs. Buffalo, won 68-64, 1/26/13

LAST TIME AN OPPONENT...

Scored 50+ points in a half: vs. Davidson (52), 12/25/17 (2nd)
Scored 55+ points in a half: vs. USC (55), 12/22/17 (2nd)
Scored 60+ points in a half: at Louisville (65), 12/10/05 (2nd)
Scored 90+ Points: Davidson (90), 12/25/17
Scored 90+ Points (MAC): Buffalo (90), 1/28/17
Scored 100+ Points: at Louisville (111), 12/10/05
Scored 100+ Points (MAC): at Northern Illinois (100, 2ot), 1/29/03
Scored 110+ Points: at Louisville (111), 12/10/05
Scored 110+ Points (MAC): vs. Ball State (111, 2ot), 1/27/18
Scored 120+ Points: at Eastern Kentucky (122), 1/19/80
Scored 50 points or less: vs. Radford (41), 1/28/17
Scored 50 points or less (MAC): vs. Miami (46), 1/23/16
Scored 100 points in consecutive games: vs. Ball State (104, ot), 1/4/03; at Ohio (112, 4ot), 1/8/03
Scored 100 points in consecutive games (MAC): vs. Ball State (104, ot), 1/4/03; at Ohio (112, 4ot), 1/8/03
Scored 100 points in 3+ consecutive games: Never
Won a game by 20+ points: vs. USC (31, 84-53), 12/21/17
Won a game by 30+ points: at South Carolina (32, 78-45), 12/28/13
Made 35+ field goals: at Buffalo (38), 2/19/14
Made 40+ field goals: at Louisville (40), 12/10/05
Made 45+ field goals: at Marshall (47), 12/21/51
Made 50+ field goals: Never
Shot over 50% from the field: vs. Davidson (.532, 33-62), 12/25/17
Shot over 60% from the field: at IPFW (.600, 33-55), 3/19/14
Shot over 65% from the field: vs. Ohio (.652, 30-46), 2/12/94
Shot under 30% from the field: vs. Western Michigan (.259, 14-54), 3/11/15
Made 10+ 3-pointers: Davidson (13), 12/25/17
Made 15+ 3-pointers 2x Most: vs. Marshall (12), 12/17/16
Made 0 3-pointers: at Valparaiso, 11/18/11
Shot over 50% from 3-point (10 att): vs. Eastern Michigan (.529, 9-17), 1/19/16
Shot over 60% from 3-point (10 att): at Ohio (.611, 11-18), 2/4/15
Shot over 70% from 3-point (10 att): vs. Toledo (.786, 11-14), 1/20/93
Shot over 75% from 3-point (10 att): at Toledo (.818, 9-11), 1/9/15
Made 20+ free throws: vs. USC (20), 12/25/17
Made 25+ free throws: at Kent State (25), 3/6/15
Made 30+ free throws: at Saint Mary's (32), 11/12/13
Made 35+ free throws: vs. Toledo (36, ot), 3/10/09
Made 40+ free throws: Never
Shot 90% from foul line: vs. Ohio (.900, 18-20), 2/27/15
Shot 100% from foul line (min. 10 att.): at Florida State (10-10), 3/18/08
Had 15+ steals: vs. Arkansas-Pine Bluff (18), 12/18/12
Had 20+ steals: Never
Had 20+ assists: at IPFW (20), 3/19/14
Had 25+ assists: at Northwestern (25), 3/13/12
Had 30+ assists: at Louisville (31), 12/10/05
Had 50+ rebounds: vs. Western Michigan (51), 3/11/11; (50), 1/8/16)
Had 10+ blocked shots: vs. VCU (10), 2/23/08
Had 15+ blocked shots: Never
Had 5 or fewer turnovers: vs. Miami (Ohio) (5), 3/10/07
Had 10 or fewer turnovers 3x Least: vs. UMES (8), 12/22/16
Had 20+ turnovers: vs. Radford (22), 2/14/15
Had 30+ turnovers: vs. Canisius (30), 11/15/08
Overcame a 10+ point deficit to win: YSU trailed 41-30 and won 90-82, 11/12/16
Overcame a 15+ point deficit to win: Western Michigan trailed 37-19 and won 64-60 in overtime, 3/14/14



LAST TIME AN AKRON PLAYER...

SCORING

Scored 20+ Points: Xavier Castaneda (23), vs. Eastern Michigan 1/13/23
Scored 25+ Points: Enrique Freeman (27), vs. Northern Illinois 1/3/23
Scored 30+ Points: Xavier Castaneda (31), vs. South Dakota State, 11/7/22
Scored 35+ Points: Romeo Travis (37), vs. Bowling Green, 2/24/07
Scored 40+ Points: Derrick Tarver (44), vs. Wright State, 12/30/03
Scored 45+ Points: Jimond Ivey (48), vs. Ball State, 1/27/18
Scored 50+ Points: Never
Two players had 20+ points: Xavier Castaneda (43) and Enrique Freeman (22) vs Eastern Michigan, 1/13/23
Three players had 20+ points: Nikola Cvetinovic (27); Brett McClanahan (22); Zeke Marshall (22), vs. Youngstown State, 11/20/10
Two players had 25+ points: Kwan Cheatham (31); Isaiah Johnson (27), UB, 1/28/17
Two players had 30+ points: Rashon Brown (31); David Falknor (30), vs. Western Michigan, 3/4/02
Scored 20+ points, half: Derrick Tarver (27), vs. Wright State, 12/30/03 (1st)
Scored 20+ points in five-straight games: Derrick Tarver (6), 1/10/04-1/28/04
Scored 20+ points in 10+ straight games: Joe Jakubick (17), 1/9/84-3/3/84
Scored in double figures in 10+ straight games: Isaiah Johnson (13), 1/12-2/23/16
Scored in double figures in 15+ straight games: Demetrius "Tree" Treadwell (22), 1/8/14-11/14/14
Scored in double figures in 30+ straight games: Joe Jakubick (30), 3/11/82-3/3/84
All five starters scored in double figures: 2x Isaiah Johnson (15), Antino Jackson (13), Jimond Ivey (13), Kwan Cheatham, Jr. (10), Tavian Dunn-Martin (10); vs. UMS, 12/22/16
Kwan Cheatham (20), Noah Robotham (14), Isaiah Johnson (13), Jimond Ivey (13), and Antino Jackson (12) vs. Western Michigan 1/24/17
5 players scored in double figures Last: Xavier Castaneda (23), Enrique Freeman (20), Sammy Hunter (14), Trendon Hankerson (13), Greg Tribble (10), Amani Lyles (10); vs. Eastern Michigan 1/13/23
6 players scored in double figures: Xavier Castaneda (23), Enrique Freeman (20), Sammy Hunter (14), Trendon Hankerson (13), Greg Tribble (10), Amani Lyles (10); vs. Eastern Michigan 1/13/23
7 players scored in double figures: Bubba Walther (21), Zach Sowers (12), Matt Futch (11), Nick Dials (10), Dru Joyce (10), Romeo Travis (10), John Rybak (10); vs. Denison, 12/7/05
DOUBLE-DOUBLES
Had a double-double: Jimond Ivey (24 pts., 13 Rebs) vs Chattanooga 11/28/17
Two players with a double-double: Jimond Ivey (14 pts., 12 rebs.), Isaiah Johnson (10 pts., 10 rebs.); vs. Kent State, 3/3/17
Three players with a double-double: Kwan Cheatham, Jr. (16 pts., 12 Rebs); Isaiah Johnson (14 pts, 10 Rebs); Jimond Ivey (12 pts, 11 Rebs) all vs American 11/12/16
20-point, 10-rebound double-double: Enrique Freeman (21 pts., 13 rebs.), vs. BGSU, 1/10/23
25-point, 10-rebound double-double: Enrique Freeman (27 pts., 15 rebs.), vs. NIU 1/3/23
Double-double in points and assists: Dru Joyce (12 pts., 13 ast.), vs. Hampton, 11/27/04
Had a triple-double: Never
SHOOTING
Made 10+ field goals: Emmanuel Olojakpoke (10), vs. Fort Wayne 12/6/17
Made 15+ field goals: Jimond Ivey (15), at Ball State, 1/27/18
Attempted 20+ field goals: Jimond Ivey (23), at Ball State, 1/27/18
Attempted 25+ field goals: Derrick Tarver (25), at Ball State, 3/8/04
Made 5+ 3-pointers: Daniel Utomi (5), at EMU (2/10/17)
Made 7+ 3-pointers: Jimond Ivey (9), vs Ball State 1/27/18
Made 10+ 3-pointers: Bryan Trimble, Jr. (10), vs. Bowling Green, 1/20/22
Attempted 10+ 3-pointers: Josh Williams (10), vs. CMU, 1/10/17
Attempted 12+ 3-pointers: Jimond Ivey (12), vs Ball State 1/27/18
Attempted 15+ 3-pointers: Derrick Tarver (15), vs. Wright State, 12/30/03
Made a 3-pointer in 10+ straight games: Kwan Cheatham (14), 12/3/16-1/28/17
Made a 3-pointer in 15+ straight games: Steve McNees (16), 1/3/11-2/26/11
Made a 3-pointer in 20+ straight games: Brett McClanahan (20), 11/12/10-1/26/11
Shot 100% from 3-point range (min. 5 att.): Jake Kretzer (5-5), at Ohio, 2/27/13
FREE THROWS
Made 10+ free throws: Xavier Castaneda (11-of-12), vs. EMU, 1/13/23
Made 15+ free throws: Romeo Travis (16), vs. Bowling Green, 2/24/07
Made 20+ free throws: Jim Fenton (20), vs. John Carroll, 1/6/54
Made 20+ consecutive free throws: Darryl Roberts (30), 1/22/11-3/11/11
Made 30+ consecutive free throws: Darryl Roberts (30), 1/22/11-3/11/11
Attempted 15+ free throws: Isaiah Johnson (11-of-16), vs. CMU, 1/10/17
Attempted 20+ free throws: Romeo Travis (23), vs. Bowling Green, 2/24/07
Shot 100% from the foul line (min. 10 att.): Johnny Hollingsworth (10-10), vs. Marshall, 3/5/03

REBOUNDS

Had 10+ rebounds: Kwan Cheatham, Jr. (13), vs Ohio 2/4/17
Had 15+ rebounds: Isaiah Johnson (16), vs. Eastern Michigan 3/10/16
Had 20+ rebounds: Enrique Freeman (21) vs Malone 12/19/20; Bryan Roth (21), vs. Eastern Kentucky, 2/9/85
Had 25+ rebounds: Roger Johnson (25), vs. Ill. Wesleyan, 1/4/69
Had 10+ rebounds in three-consecutive games: Demetrius "Tree" Treadwell, 12/16/13-12/23/13
Had 10+ rebounds in four-consecutive games: Demetrius "Tree" Treadwell, 1/15/14-1/25/14
Had 10+ rebounds in five-consecutive games: Demetrius "Tree" Treadwell, 2/1/14-2/15/14
Two players had 10+ rebounds: Quincy Diggs (12), Demetrius "Tree" Treadwell (11); at Miami (Ohio), 2/26/14
Three players had 10+ rebounds: Jake Kretzer (12), Zeke Marshall (12), Nick Harney (11); vs. Coppin State, 1/2/13

ASSISTS

Had 7+ assists: Isaiah Johnson vs. Lipscomb (8), 1/3/17
Had 10+ assists: Alex Abreu (10), at Northwestern, 3/13/12
Had 12+ assists: Wendell Bates (12), vs. Kent State, 12/18/79
Had 15+ assists: Never

BLOCKED SHOTS

Had 5 blocked shots: Demetrius "Tree" Treadwell (5), at EMU, 1/22/14
Had 6 blocked shots: Zeke Marshall (6), vs. Buffalo, 1/26/13
Had 7 blocked shots: Zeke Marshall (7), vs. Kent State, 3/15/13
Had 8 blocked shots: Zeke Marshall (9), at Toledo, 1/23/13
Had 10+ blocked shots: Never

STEALS

Had 5 steals: Antino Jackson (5), at Miami, 1/14/17
Had 6 steals: Alex Abreu (6), at Mississippi State, 11/9/11
Had 7 steals: Jimmal Ball (7), at Buffalo, 1/24/00
Had 8 steals: Jimmal Ball (9), at Eastern Michigan, 1/19/00

LAST TIME AN OPPOSING PLAYER...

Scored 20+ Points: Braylon Rayson (27), at Central Michigan 1/10/17
Scored 30+ Points: Marcus Keene (33), at Central Michigan, 1/10/17; Blake Hamilton (33) 1/28/17; Jaaron Simmons (38) 2/4/17
Scored 40+ Points: Carlos Medlock (42), vs. Eastern Michigan, 3/11/10
Scored 50+ Points: Never
Had a double-double: Kenny Carpenter (CSU) (11 points and 12 rebounds) 11/11/17
Made 10+ field goals: Blake Hamilton (13) Buffalo 1/28/17; Jaaron Simmons (10) 2/4/17
Attempted 20+ field goals: Josh Hart (21) at Villanova, 11/22/15
Made 5+ 3-pointers: Jaaron Simmons (5-of-5) Ohi 2/4/17
Attempted 10+ 3-pointers: Anthlon Bell (13) at Arkansas, 11/18/15
Made 10+ free throws: Raven Lee (13), at Eastern Michigan, 2/14/15
Attempted 15+ free throws: D.J. Newbill (15), at Penn State, 11/25/14
Shot 100% from the foul line (min. 10 att.): Braylon Rayson (10-10), at Central Michigan, 1/12/16
Had 10+ rebounds: Kenny Carpenter (12) vs. Cleveland State, 11/11/17
Had 15+ rebounds: Jordan Fouse (16), at Green Bay, 11/24/15
Had 20+ rebounds: Reggie Keely (20), vs. Ohio, 2/14/10
Had 10+ assists: D.J. Cooper (10), at Ohio, 2/26/12
Had 5+ blocked shots: Jimmy Hall (5), at Kent State, 3/6/15
Had 5+ steals: Cameron Morse (5), at YSU, 11/12/16



The Zips All-Time Records vs Opponents

Adrian	1	0	2016-17	Same	W1	Findlay	1	1	1937-38	1938-39	L1
Air Force	1	0	2016-17	Same	W1	Florida Atlantic	1	0	1992-93	Same	W1
Alabama	0	1	2000-01	Same	L1	Florida A&M	2	0	2011-12	2021-22	W2
Alabama State	1	0	2018-19	2018-19	1-0	Fla. International	3	2	1987-88	1999-2000	L1
Albion	3	0	1946-47	1948-49	W3	Florida State	1	0	2007-08	Same	W1
Alfred	1	0	1938-39	1938-39	W1	Franklin & Marshall	2	1	1937-38	1939-40	W1
Allegheny	0	5	1905-06	1913-14	L5	Gannon	11	11	1945-46	1978-79	L1
Alliance (Pa.)	1	0	1969-70	1969-70	W1	Gardner-Webb	1	0	2006-07	Same	W1
American	5	1	1961-62	2016-17	W2	Geneva	10	6	1916-17	1965-66	W1
Appalachian State	1	1	2017-18	2021-22	L1	George Mason	2	0	1996-97	1997-98	W2
Arizona State	1	1	1950-51	1956-57	L1	Georgia Southern	1	0	2016-17	2016-17	W1
Arkansas	1	0	2015-16	Same	W1	Glenville	2	1	1936-37	1938-39	L1
Arkansas-Little Rock	1	1	2006-07	2010-11	W1	Gonzaga	0	2	2008-09	2016-17	L2
Arkansas-Pine Bluff	5	0	2009-10	2014-15	W5	Green Bay	3	6	1989-90	2015-16	L2
Ashland	25	3	1904-05	1989-90	W6	Grove City	1	1	1916-17	1917-18	W1
Augustana	1	0	1968-69	1968-69	W1	Hampton	3	1	2001-02	2004-05	W3
Austin Peay	11	9	1957-58	2009-10	W3	Hayward State	1	0	1974-75	Same	W1
Baldwin-Wallace	66	25	1902-03	1979-80	W7	Heidelberg	43	9	1910-11	1966-67	W14
Ball State	28	19	1937-38	2022-23	L1	Hillsdale	1	0	1948-49	1948-49	W1
Bellarmine	3	2	1967-68	1974-75	W3	Hiram	42	3	1904-05	2015-16	W40
Bethany	1	0	1966-67	Same	W1	Hofstra	5	1	1963-64	1970-71	W3
Bethune-Cookman	4	0	1987-88	2015-16	W4	Houston	2	1	1993-94	2016-17	W2
Binghamton	2	0	2006-07	2007-08	W2	Howard	1	0	2009-10	Same	W1
Bluffton	2	0	1946-47	2014-15	W2	Idaho State	0	1	1991-93	Same	L1
Boise State	1	1	1988-89	Same	L1	Illinois-Chicago	5	4	1983-84	2010-11	W3
Bowling Green	45	28	1937-38	2022-23	W3	Illinois State	2	7	1969-70	2018-19	L1
Bridgewater	1	0	1960-61	Same	W1	Illinois Wesleyan	2	0	1968-69	1971-72	W2
Brockport State	5	1	1971-72	1976-77	W2	Indiana	1	0	1904-05	Same	W1
Brooklyn College	4	0	1987-88	1988-89	W4	IPFW	1	2	2013-14	2018-19	L1
Brown	2	0	1947-48	1969-70	W2	IUPUI	1	0	1990-91	Same	W1
Bradley	0	1	2022-23	Same	L1	Indiana State	2	0	1977-78	1978-79	W2
Bryant	1	0	2014-15	Same	W1	Iona	1	1	1970-71	2971-72	W1
Bucknell	2	0	1964-65	1966-67	W2	Iowa State	5	0	1955-56	2015-16	W5
Buffalo	39	33	1954-55	2022-23	W4	Ithaca	0	1	2013-14	Same	L1
Buffalo State	6	3	1967-68	1976-77	L2	Jackson State	1	0	1963-64	Same	W1
Butler	0	1	1964-65	Same	L1	Jacksonville (Fla.)	0	1	2022-23	Same	-
California	0	1	2005-06	Same	L1	James Madison	0	1	1983-84	Same	L1
UC- Santa Barbara	1	2	1953-54	2015-16	W1	John Carroll	1	1	2002-03	2003-04	W1
UC-Irvine	1	0	2016-17	2016-17	W1	Johns Hopkins	21	7	1934-35	2012-13	W7
Canisius	3	3	1942-43	2008-09	W1	Juniata	2	0	1954-55	1955-56	W2
Capital	13	0	1917-18	2002-03	W13	Kansas State	0	3	1988-89	1990-91	L3
Carnegie Mellon	3	0	1943-44	2018-19	W3	Kent State	79	80	1915-16	2021-22	W1
Carson-Newman	0	1	1973-74	Same	L1	Kentucky	0	2	1936-37	1981-82	L2
Case Tech	34	18	1903-04	1956-57	W1	Ky. Wesleyan	5	7	1965-66	1976-77	W1
Catholic	1	0	1962-63	Same	W1	Kenyon	22	4	1903-04	1987-88	W4
Cedarville	2	0	2020-21	2018-19	W2	Lake Forest	2	0	1957-58	1958-59	W2
Centenary	1	0	1938-39	Same	W1	Lamar	2	1	1990-91	1991-92	L1
Central Connecticut	6	3	1966-67	1986-87	W1	La Salle	0	1	1939-40	Same	L1
Central Florida	4	0	1984-85	1989-90	W4	Lawrence Tech	6	0	1938-39	1959-60	W6
Central Michigan	39	15	1938-39	2022-23	W6	LeMoine	1	0	1963-64	Same	W1
Central State	1	0	1983-84	Same	W1	Liberty	1	1	2001-02	2019-20	L1
Charleston Southern	1	0	2015-16	Same	W1	Lipscomb	1	0	2015-16	Same	W1
Cheyney State	4	2	1970-71	1978-79	W1	Long Island	1	0	1965-66	Same	W1
Chicago State	3	1	1984-85	2018-19	W3	Louisiana Tech	0	2	1989-90	Same	L2
Chicago	0	1	1913-14	Same	L1	Louisville	0	2	2005-06	2019-20	W1
Cincinnati	8	11	1914-15	2003-04	L7	Loyola-Chicago	2	0	1997-98	1998-99	W2
Clemson	0	2	2005-06	2018-19	L2	Loyola Marymount	1	0	2006-07	Same	W1
Cleveland State	37	32	1932-33	2017-18	W4	LSU	0	1	2022-23	Same	L1
Coastal Carolina	2	1	1986-87	2013-14	W1	MacMurray	1	1	1968-69	1969-70	W1
Colby	5	1	1948-49	1957-58	W2	Maine	1	0	2022-23	Same	W1
Concord	3	0	2017-18	2022-23	W3	Malone	7	0	1971-72	2020-21	W7
Connecticut	1	0	1947-48	Same	W1	Mankato State	0	1	1977-78	Same	L1
Coppin State	5	0	2012-13	2016-17	W5	Mansfield State	1	0	1992-93	Same	W1
Creighton	1	3	2005-06	2016-17	L2	Marietta	18	3	1910-11	1967-68	W13
Dartmouth	1	0	1927-28	Same	W1	Marshall	16	14	1946-47	2022-23	L1
Davidson	0	1	2017-18	Same	L1	Md.-Eastern Shore	5	1	1950-51	2016-17	W5
Davis & Elkins	2	0	1983-84	1985-86	W2	Massachusetts	1	1	2007-08	2019-20	W1
Dayton	2	12	1936-37	2010-11	L12	Merrimack	1	0	2019-20	2019-20	W2
Defiance	1	0	1920-21	Same	W1	Miami (Fla.)	1	2	1956-57	2014-15	L2
Delaware State	1	0	1988-89	Same	W1	Miami (Ohio)	35	34	1914-15	2021-22	W7
Denison	21	4	1908-09	2005-06	W10	Michigan	0	4	1937-38	1985-86	L4
Denver	1	0	1959-60	Same	W1	Michigan State	1	1	1912-13	1913-14	L1
DePauw	2	0	1958-59	1959-60	W2	Middle Tennessee	10	17	1979-80	2014-15	L2
Detroit Mercy	6	4	1935-36	2018-19	W2	Millikin	1	0	2010-11	Same	W1
Drake	1	2	2003-04	2009-10	L1	Mississippi College	1	0	1949-50	Same	W1
Duquesne	8	18	1946-47	2011-12	L1	Mississippi State	2	0	2005-06	2011-12	W2
Eastern Illinois	4	8	1967-68	1991-92	L1	Mississippi Valley	2	1	1991-92	2017-18	W1
Eastern Kentucky	6	13	1946-47	2008-09	L2	Minnesota	0	2	1991-92	2010-11	L2
Eastern Michigan	35	24	1967-68	2022-23	W4	Monmouth	0	1	2001-02	Same	L1
Eastern Montana	3	0	1969-70	1974-75	W3	Montana State	1	0	1974-75	Same	W1
Eastern Washington	1	0	1990-91	Same	W1	Morehead State	10	11	1974-75	1988-89	L1
Edinboro	3	0	1982-83	1986-87	W3	Morgan State	2	0	1985-86	2022-23	W2
Evansville	1	4	1957-58	2021-22	W1	Mount St. Mary's	2	0	1966-67	2005-06	W2
Fairfield	0	3	1994-95	2000-01	L3	Mount Union	42	28	1901-02	2004-05	W20
Fairleigh Dickinson	2	0	1966-67	2008-09	W2	Murray State	9	8	1979-80	1986-87	W3
Ferris State	0	1	1981-82	Same	L1	Muskingum	33	8	1923-24	1980-81	W3
						Nevada	0	4	2005-06	2022-23	L4
						New Hampshire	1	0	1960-61	Same	W1



N.C. A&T	7	3	1963-64	2011-12	W3	UT Martin	1	0	2017-18	Same	W1
N.C. Central	2	0	2007-08	2019-20	W2	UT Arlington	0	1	2016-17	2016-17	L1
N.C. State	0	3	1946-47	2009-10	L3	UT Chattanooga	1	0	2017-18	Same	W1
UNC Asheville	1	0	2012-13	Same	W1	Utica	0	1	1983-84	Same	L1
UNC Greensboro	2	2	1994-95	2009-10	W2	Valparaiso	5	2	1990-91	2011-12	L1
UNC Wilmington	1	1	1983-84	1985-86	W1	Villanova	0	1	2015-16	Same	L1
North Dakota	1	0	1965-66	Same	W1	Virginia Commonwealth	0	7	1969-70	2012-13	L7
North Dakota State	2	0	2012-13	2014-15	W2	Virginia Tech	0	1	1975-76	Same	L1
Northeastern Illinois	1	0	1990-91	Same	W1	Wabash	1	0	1958-59	Same	W1
Northern Colorado	1	1	1950-51	1954-55	W1	Wagner	1	1	1989-90	1992-93	L1
Northern Illinois	30	14	1987-88	2022-23	W1	Walsh	3	0	1977-78	1979-80	W3
Northern Iowa	1	3	1978-79	1990-91	L1	Washington & Jefferson	3	2	1940-41	1954-55	W1
Northern Kentucky	0	4	1977-78	1978-79	L4	Washington & Lee	0	1	1951-52	Same	L1
Northern Michigan	0	2	1978-79	Same	L2	Washington State	0	1	1939-40	Same	L1
Northwestern	0	1	2011-12	Same	L1	Waynesburg	1	1	1937-38	1938-39	L1
Notre Dame	0	3	1982-83	2010-11	L3	Wayne State	7	6	1936-37	1971-72	W1
Oakland	6	3	1975-76	2004-05	W2	Weber State	1	0	1988-89	Same	W1
Oberlin	35	5	1904-05	1966-67	W15	West Chester	1	0	1963-64	Same	W1
Ohio Northern	4	0	1916-17	1923-24	W4	West Liberty	1	0	1994-95	Same	W1
Ohio State	1	7	1905-06	2015-16	L5	Western Illinois	15	10	1970-71	2014-15	W3
Ohio	47	42	1911-12	2022-23	W2	Western Kentucky	3	8	1979-80	2022-23	W1
Ohio Wesleyan	25	14	1909-10	1967-68	W4	Western Michigan	36	21	1987-88	2021-22	L1
Oklahoma State	0	1	2012-13	Same	L1	Western Reserve	28	15	1902-03	1958-59	W4
Oral Roberts	5	1	1988-89	2013-14	W1	Westminster	9	8	1936-37	1970-71	W1
Oregon State	1	0	2013-14	Same	W1	West Virginia	2	3	1904-05	2019-20	L3
Otterbein	23	5	1912-13	1987-88	W5	Wheaton	1	2	1952-53	1957-58	L2
Penn State	2	5	1937-38	2014-15	L1	Wheeling	1	0	2021-22	2021-22	W1
Pennsylvania	0	1	1908-09	Same	L1	William & Mary	0	2	1949-50	2001-02	L2
Pepperdine	1	0	1955-56	Same	W1	Wilmington	1	0	1937-38	Same	W1
Pittsburgh	1	3	1910-11	2008-09	L3	Winston-Salem State	1	2	1966-67	2006-07	W1
Philadelphia Textile	3	1	1966-67	1971-72	W2	Winthrop	1	1	2007-08	2008-09	W1
Point Park	1	0	2021-22	2021-22	W1	UW-Milwaukee	1	1	1979-80	1989-90	W1
Portland State	0	1	2007-08	Same	L1	Wittenberg	15	26	1914-15	1980-81	L3
Prairie View	1	0	1993-94	Same	W1	Wooster	57	35	1901-02	1998-99	W3
Princeton	1	1	2012-13	2017-18	L1	Wright State	15	8	1974-75	2022-23	W5
Purdue	0	2	1999-2000	2000-01	L2	Wyoming	2	2	1999-2000	2009-10	W2
Quincy	1	0	1981-82	Same	W1	Xavier	1	4	1923-24	1997-98	L3
Radford	3	0	2002-03	2016-17	W3	Yale	1	1	1906-07	1907-08	L1
Rhode Island	2	2	1999-2000	2009-10	L2	York College (Neb.)	0	1	1942-43	Same	L1
Rice	1	0	1987-88	Same	W1	Youngstown State	59	32	1937-38	2019-20	W2
Rider	0	1	1996-97	Same	L1						
Roanoke	4	1	1971-72	1976-77	W4						
Robert Morris	2	0	1986-87	1987-88	W2						
Rochester	0	2	1908-09	1913-14	L2						
Rochester Tech	1	1	1954-55	1955-56	L1						
Rutgers	1	0	1949-50	Same	W1						
St. Bonaventure	2	1	1942-43	2020-21	L1						
St. Francis (N.Y.)	5	1	1947-48	2008-09	W2						
St. Francis (Pa.)	4	0	1949-50	2009-10	W4						
St. Ignatius	1	0	1908-09	Same	W1						
St. John's (N.Y.)	0	1	1944-45	Same	L1						
St. Joseph's (Ind.)	1	0	1974-75	Same	W1						
St. Joseph's (Pa.)	0	2	1997-98	1998-99	L2						
St. Mary's (Calif.)	1	1	1973-74	2013-14	L1						
St. Michael's (Vt.)	0	1	1964-65	Same	L1						
St. Thomas (Minn.)	1	0	1949-50	Same	W1						
St. Vincent	2	0	1971-72	1972-73	W2						
San Francisco St.	4	1	1964-65	1972-73	W1						
Scranton	0	1	1939-40	Same	L1						
Seattle	1	0	1958-59	Same	W1						
Slippery Rock	4	1	1952-53	1999-2000	W4						
South Alabama	0	2	1980-81	1981-82	L2						
South Carolina	1	2	2013-14	2014-15	W1						
South Carolina State	3	0	1986-87	2015-16	W3						
USC Upstate	2	0	2007-08	2019-20	W2						
South Florida	0	1	1983-84	Same	L1						
Southern	2	0	2019-20	2021-22	W2						
Southern California	1	1	2014-15	2017-18	L1						
Southern Calif. College	1	0	1974-75	Same	W1						
Southern Colorado	1	0	1971-72	Same	W1						
Southern Utah	2	1	1988-89	1989-90	L1						
Southwestern La.	1	0	1980-81	Same	W1						
Stephen F. Austin	1	0	1988-89	Same	W1						
Stetson	1	0	2010-11	Same	W1						
Steubenville	3	0	1964-65	1972-73	W3						
Syracuse	0	1	2000-01	Same	L1						
Tampa	1	0	1949-50	Same	W1						
Temple	2	1	2005-06	2010-11	L1						
Tennessee State	4	2	1971-72	2018-19	W3						
Tennessee Tech	9	8	1979-80	1986-87	W5						
Texas A&M	1	1	1948-49	2009-10	L1						
Texas Southern	1	0	2012-13	Same	W1						
Tiffin	1	0	2006-07	Same	W1						
Toledo	29	40	1915-16	2022-23	L1						
Towson	1	0	2019-20	Same	W1-						
Tulane	1	0	2019-20	Same	W1						
UCLA	0	1	2021-22	Same	L1						
Urbana	2	0	1985-86	2008-09	W2						
U.S. International	1	1	1989-90	Same	L1						

Non-Intercollegiate Teams

Opponent	W	L	First Meeting	Last Meeting	Streak
Alumni	3	0	1915-16	1917-18	W3
Athletes in Action	1	0	1973-74	Same	W1
Canton Athletic Club	0	1	1908-09	Same	L1
Canton Massillon	0	1	1904-05	Same	L1
Case All-Stars	1	0	1910-11	Same	W1
Cleveland All-Stars	1	0	1909-10	Same	W1
Cleveland YMCA	0	1	1910-11	Same	L1
Cuki-Mestre (Italy)	1	0	1987-88	Same	W1
East End Athletic Club	1	0	1902-03	Same	W1
East Liberty YMCA	0	1	1917-18	Same	L1
Goodyear Wingfoots	1	3	1918-19	1953-54	L3
Haskell Institute	1	0	1906-07	Same	W1
Kfum Orebro (Swd.)	1	0	1988-89	Same	W1
Lockbourne AFB	1	0	1944-45	Same	W1
Marathon AAU	2	0	1985-86	N/A	W2
Mexico University	1	0	1949-50	Same	W1
Ohio St. Medics	1	0	1906-07	Same	W1
Palmetto (S.C.)	0	1	1984-85	Same	L1
Polish Oly. Team	0	1	1965-66	Same	L1
Quantic Marines	0	1	1955-56	Same	L1
Ravenna Byers	3	3	1902-03	1906-07	L1
Wesleyan Medics	1	0	1909-10	Same	W1
Wstrn Reserve Medics	2	0	1901-02	Same	W2
Wheeling YMCA	1	0	1916-17	Same	W1
Windsor Basketball Club	5	0	1978-79	N/A	W5
Yugoslavia National	1	0	1983-84	Same	W1

BOLD indicates MAC opponents



**2022-23 Akron Men's Basketball
Team Game-by-Game
All games**

Opponent	Date	Score		Total		3-Pointers		Free throws		Rebounds										
				FG-FGA	PCT	3FG-3FGA	PCT	FT-FTA	PCT	OFF	DEF	TOT	AVG	PF	A	TO	BLK	STL	PTS	AVG
South Dakota St.	11/07/2022	81-80	Wot	30-69	.435	11-31	.355	10-12	.833	9	23	32	32.0	17	16	9	5	5	81	81.0
vs Mississippi St.	11/11/2022	54-73	L	16-49	.327	6-27	.222	16-24	.667	6	19	25	28.5	15	13	9	1	8	54	67.5
Morgan St.	11/15/2022	65-59	W	22-61	.361	6-25	.240	15-27	.556	20	23	43	33.3	11	13	11	7	8	65	66.7
vs Western Ky.	11/21/2022	72-53	W	27-48	.563	9-22	.409	9-15	.600	10	33	43	35.8	16	10	13	0	3	72	68.0
vs LSU	11/22/2022	58-73	L	14-54	.259	8-25	.320	22-30	.733	19	17	36	35.8	14	8	14	1	4	58	66.0
vs Nevada	11/23/2022	58-62	L	22-51	.431	7-22	.318	7-11	.636	6	27	33	35.3	19	8	14	1	6	58	64.7
at Marshall	11/30/2022	57-68	L	24-71	.338	5-25	.200	4-11	.364	15	30	45	36.7	15	12	10	0	5	57	63.6
Muskingum	12/04/2022	80-33	W	30-59	.508	15-33	.455	5-16	.313	13	35	48	38.1	13	19	12	4	13	80	65.6
Jackson St.	12/11/2022	85-72	W	28-52	.538	11-28	.393	18-21	.857	5	22	27	36.9	10	19	10	4	7	85	67.8
Wright St.	12/14/2022	66-54	W	25-62	.403	6-26	.231	10-14	.714	11	31	42	37.4	16	11	12	2	10	66	67.6
Maine	12/19/2022	87-55	W	31-57	.544	11-20	.550	14-16	.875	9	25	34	37.1	12	17	16	2	10	87	69.4
at Bradley	12/22/2022	55-74	L	16-57	.281	8-21	.381	15-18	.833	12	31	43	37.6	12	6	15	2	5	55	68.2
Concord	12/30/2022	84-58	W	27-59	.458	12-31	.387	18-28	.643	9	30	39	37.7	14	21	10	2	7	84	69.4
NIU	01/03/2023	76-51	W	26-57	.456	6-20	.300	18-23	.783	12	25	37	37.6	19	11	12	4	7	76	69.9
at Ball St.	01/06/2023	63-70	L	19-49	.388	3-12	.250	22-26	.846	11	22	33	37.3	26	3	17	3	6	63	69.4
at Bowling Green	01/10/2023	74-70	W	25-62	.403	11-30	.367	13-14	.929	8	27	35	37.2	12	14	9	3	7	74	69.7
Eastern Mich.	01/13/2023	104-67	W	34-63	.540	10-33	.303	26-32	.813	10	34	44	37.6	18	22	8	1	2	104	71.7
at Central Mich.	01/17/2023	69-51	W	23-55	.418	8-26	.308	15-22	.682	9	28	37	37.6	19	13	10	2	7	69	71.6
at Western Mich.	01/21/2023	63-55	W	23-63	.365	8-35	.229	9-12	.750	7	24	31	37.2	16	9	3	5	8	63	71.1
Miami (OH)	01/24/2023	73-68	W	23-53	.434	12-32	.375	15-17	.882	11	19	30	36.9	20	14	9	3	1	73	71.2
Ohio	01/28/2023	83-77	W	28-50	.560	9-16	.563	18-25	.720	8	25	33	36.7	13	13	10	0	3	83	71.8
at Buffalo	01/31/2023	81-64	W	31-56	.554	12-18	.667	7-10	.700	7	20	27	36.2	15	23	15	6	10	81	72.2
Kent St.	02/03/2023	67-55	W	19-45	.422	9-22	.409	20-25	.800	8	28	36	36.2	14	12	13	4	6	67	72.0
Toledo	02/07/2023	74-84	L	27-66	.409	11-32	.344	9-11	.818	14	18	32	36.0	23	11	10	2	5	74	72.0
Total		1729		590-1368	.431	214-612	.350	335-460	.728	249	616	865	36.0	379	318	271	64	153	1729	72.0



**2022-23 Akron Men's Basketball
Opponents Game-by-Game
All games**

Opponent	Date	Score		Total		3-Pointers		Free throws		Rebounds										
				FG-FGA	PCT	3FG-3FGA	PCT	FT-FTA	PCT	OFF	DEF	TOT	AVG	PF	A	TO	BLK	STL	PTS	AVG
South Dakota St.	11/07/2022	81-80	Wot	31-59	.525	4-15	.267	14-17	.824	5	31	36	36.0	15	11	13	4	3	80	80.0
vs Mississippi St.	11/11/2022	54-73	L	29-55	.527	7-14	.500	8-13	.615	11	32	43	39.5	21	17	14	0	9	73	76.5
Morgan St.	11/15/2022	65-59	W	24-64	.375	6-15	.400	5-7	.714	17	26	43	40.7	27	14	15	10	4	59	70.7
vs Western Ky.	11/21/2022	72-53	W	20-54	.370	6-21	.286	7-13	.538	6	10	16	34.5	14	12	5	1	7	53	66.3
vs LSU	11/22/2022	58-73	L	25-52	.481	9-19	.474	14-16	.875	8	23	31	33.8	23	14	10	3	9	73	67.6
vs Nevada	11/23/2022	58-62	L	21-57	.368	9-21	.429	11-13	.846	10	23	33	33.7	14	13	9	3	3	62	66.7
at Marshall	11/30/2022	57-68	L	25-61	.410	8-28	.286	10-15	.667	8	35	43	35.0	13	13	11	9	8	68	66.9
Muskingum	12/04/2022	80-33	W	13-52	.250	6-29	.207	1-7	.143	7	22	29	34.3	9	6	17	3	6	33	62.6
Jackson St.	12/11/2022	85-72	W	32-63	.508	3-9	.333	5-7	.714	10	20	30	33.8	20	14	13	1	6	72	63.7
Wright St.	12/14/2022	66-54	W	23-63	.365	3-10	.300	5-8	.625	11	28	39	34.3	17	10	14	4	3	54	62.7
Maine	12/19/2022	87-55	W	20-46	.435	8-20	.400	7-12	.583	3	17	20	33.0	17	11	23	0	10	55	62.0
at Bradley	12/22/2022	55-74	L	27-64	.422	14-30	.467	6-9	.667	8	30	38	33.4	19	16	8	4	9	74	63.0
Concord	12/30/2022	84-58	W	23-59	.390	4-17	.235	8-11	.727	8	27	35	33.5	21	8	18	2	6	58	62.6
NIU	01/03/2023	76-51	W	18-51	.353	2-15	.133	13-18	.722	11	20	31	33.4	24	5	19	4	5	51	61.8
at Ball St.	01/06/2023	63-70	L	23-58	.397	3-14	.214	21-28	.750	17	20	37	33.6	18	6	11	6	7	70	62.3
at Bowling Green	01/10/2023	74-70	W	26-53	.491	10-21	.476	8-13	.615	3	30	33	33.6	17	15	12	3	6	70	62.8
Eastern Mich.	01/13/2023	104-67	W	20-57	.351	5-23	.217	22-26	.846	2	22	24	33.0	20	7	10	1	5	67	63.1
at Central Mich.	01/17/2023	69-51	W	16-47	.340	8-20	.400	11-16	.688	7	25	32	32.9	18	9	18	5	3	51	62.4
at Western Mich.	01/21/2023	63-55	W	21-55	.382	5-20	.250	8-12	.667	12	35	47	33.7	19	15	15	3	2	55	62.0
Miami (OH)	01/24/2023	73-68	W	24-46	.522	6-17	.353	14-20	.700	7	20	27	33.4	22	10	11	0	4	68	62.3
Ohio	01/28/2023	83-77	W	29-56	.518	10-26	.385	9-15	.600	6	17	23	32.9	21	12	7	2	5	77	63.0
at Buffalo	01/31/2023	81-64	W	24-57	.421	5-20	.250	11-16	.688	16	20	36	33.0	14	16	18	5	8	64	63.0
Kent St.	02/03/2023	67-55	W	21-56	.375	6-26	.231	7-11	.636	10	18	28	32.8	21	7	11	1	7	55	62.7
Toledo	02/07/2023	74-84	L	26-50	.520	9-18	.500	23-28	.821	7	26	33	32.8	12	14	8	4	1	84	63.6



**2022-23 Akron Men's Basketball
Category Leaders
All games**

Page 1/3
as of Feb 08, 2023

Points

##	Player	G	Pts	Pts/G
13	Castaneda, Xavier	22	465	21.1
25	Freeman, Enrique	24	362	15.1
4	Hankerson, Trendon	24	227	9.5
11	Hunter, Sammy	24	167	7.0
2	Tribble, Greg	24	154	6.4
5	Johnson, Tavari	23	126	5.5
34	Johnson, Nate	24	92	3.8
0	Lyles, Amani	21	46	2.2
3	Mitchell, Kobe	18	38	2.1
1	Clarke, Garvin	15	35	2.3
20	Wilson, Evan	9	12	1.3
12	Mayfield, Pat	8	5	0.6

Scoring Average

##	Player	G	Pts	Pts/G
13	Castaneda, Xavier	22	465	21.1
25	Freeman, Enrique	24	362	15.1
4	Hankerson, Trendon	24	227	9.5
11	Hunter, Sammy	24	167	7.0
2	Tribble, Greg	24	154	6.4
5	Johnson, Tavari	23	126	5.5
34	Johnson, Nate	24	92	3.8
1	Clarke, Garvin	15	35	2.3
0	Lyles, Amani	21	46	2.2
3	Mitchell, Kobe	18	38	2.1
20	Wilson, Evan	9	12	1.3
12	Mayfield, Pat	8	5	0.6

Field Goal Percentage

##	Player	FG	Att	Pct
25	Freeman, Enrique	141	238	.592
0	Lyles, Amani	16	33	.485
34	Johnson, Nate	35	75	.467
5	Johnson, Tavari	51	123	.415
13	Castaneda, Xavier	121	292	.414
20	Wilson, Evan	4	10	.400
2	Tribble, Greg	58	147	.395
4	Hankerson, Trendon	75	195	.385
11	Hunter, Sammy	63	164	.384
12	Mayfield, Pat	2	6	.333
3	Mitchell, Kobe	12	39	.308
1	Clarke, Garvin	12	46	.261

Field Goal Attempts

##	Player	G	Att	Att/G
13	Castaneda, Xavier	22	292	13.3
25	Freeman, Enrique	24	238	9.9
4	Hankerson, Trendon	24	195	8.1
11	Hunter, Sammy	24	164	6.8
2	Tribble, Greg	24	147	6.1

Field Goals Made

##	Player	G	Made	Made/G
25	Freeman, Enrique	24	141	5.9
13	Castaneda, Xavier	22	121	5.5
4	Hankerson, Trendon	24	75	3.1
11	Hunter, Sammy	24	63	2.6
2	Tribble, Greg	24	58	2.4

3-Point FG Percentage

##	Player	3FG	Att	Pct
20	Wilson, Evan	4	8	.500
34	Johnson, Nate	14	32	.438
13	Castaneda, Xavier	76	190	.400
4	Hankerson, Trendon	56	146	.384
5	Johnson, Tavari	18	52	.346
25	Freeman, Enrique	1	3	.333
11	Hunter, Sammy	30	104	.288
3	Mitchell, Kobe	10	35	.286
1	Clarke, Garvin	4	26	.154
2	Tribble, Greg	1	12	.083

3-Point FG Attempts

##	Player	G	Att	Att/G
13	Castaneda, Xavier	22	190	8.6
4	Hankerson, Trendon	24	146	6.1
11	Hunter, Sammy	24	104	4.3
5	Johnson, Tavari	23	52	2.3
3	Mitchell, Kobe	18	35	1.9

3-Point FG Made

##	Player	G	Made	Made/G
13	Castaneda, Xavier	22	76	3.5
4	Hankerson, Trendon	24	56	2.3
11	Hunter, Sammy	24	30	1.3
5	Johnson, Tavari	23	18	0.8
34	Johnson, Nate	24	14	0.6



2022-23 Akron Men's Basketball
Category Leaders
All games

Free Throw Percentage

##	Player	Made	Att	Pct
3	Mitchell, Kobe	4	4	1.000
13	Castaneda, Xavier	147	177	.831
4	Hankerson, Trendon	21	28	.750
2	Tribble, Greg	37	51	.725
0	Lyles, Amani	14	20	.700
34	Johnson, Nate	8	12	.667
1	Clarke, Garvin	7	11	.636
25	Freeman, Enrique	79	125	.632
11	Hunter, Sammy	11	18	.611
5	Johnson, Tavari	6	10	.600
12	Mayfield, Pat	1	2	.500

Free Throw Attempts

##	Player	G	Att	Att/G
13	Castaneda, Xavier	22	177	8.0
25	Freeman, Enrique	24	125	5.2
2	Tribble, Greg	24	51	2.1
4	Hankerson, Trendon	24	28	1.2
0	Lyles, Amani	21	20	1.0

Free Throws Made

##	Player	G	Made	Made/G
13	Castaneda, Xavier	22	147	6.7
25	Freeman, Enrique	24	79	3.3
2	Tribble, Greg	24	37	1.5
4	Hankerson, Trendon	24	21	0.9
0	Lyles, Amani	21	14	0.7

Rebounds

##	Player	G	Reb	Reb/G
25	Freeman, Enrique	24	265	11.0
4	Hankerson, Trendon	24	101	4.2
13	Castaneda, Xavier	22	96	4.4
2	Tribble, Greg	24	70	2.9
34	Johnson, Nate	24	66	2.8

Assists

##	Player	G	Ast	Ast/G
13	Castaneda, Xavier	22	60	2.7
2	Tribble, Greg	24	58	2.4
25	Freeman, Enrique	24	49	2.0
4	Hankerson, Trendon	24	49	2.0
5	Johnson, Tavari	23	47	2.0

Rebounds Average

##	Player	G	Reb	Reb/G
25	Freeman, Enrique	24	265	11.0
13	Castaneda, Xavier	22	96	4.4
4	Hankerson, Trendon	24	101	4.2
2	Tribble, Greg	24	70	2.9
34	Johnson, Nate	24	66	2.8

Steals

##	Player	G	Stl	Stl/G
13	Castaneda, Xavier	22	25	1.1
5	Johnson, Tavari	23	22	1.0
2	Tribble, Greg	24	20	0.8
4	Hankerson, Trendon	24	19	0.8
34	Johnson, Nate	24	19	0.8

Offensive Rebounds

##	Player	G	OReb	OReb/G
25	Freeman, Enrique	24	80	3.3
11	Hunter, Sammy	24	22	0.9
34	Johnson, Nate	24	21	0.9
2	Tribble, Greg	24	20	0.8
13	Castaneda, Xavier	22	16	0.7

Blocked Shots

##	Player	G	Blk	Blk/G
25	Freeman, Enrique	24	27	1.1
4	Hankerson, Trendon	24	13	0.5
0	Lyles, Amani	21	7	0.3
2	Tribble, Greg	24	5	0.2
5	Johnson, Tavari	23	3	0.1

Defensive Rebounds

##	Player	G	DReb	DReb/G
25	Freeman, Enrique	24	185	7.7
4	Hankerson, Trendon	24	91	3.8
13	Castaneda, Xavier	22	80	3.6
2	Tribble, Greg	24	50	2.1
34	Johnson, Nate	24	45	1.9

Minutes

##	Player	G	Min	Min/G
4	Hankerson, Trendon	24	785	32:42
13	Castaneda, Xavier	22	737	33:30
25	Freeman, Enrique	24	730	30:25
2	Tribble, Greg	24	690	28:46
11	Hunter, Sammy	24	466	19:24



**2022-23 Akron Men's Basketball
Category Leaders
All games**

Fouls

##	Player	G	PF	PF/G
2	Tribble, Greg	24	60	2.5
25	Freeman, Enrique	24	56	2.3
4	Hankerson, Trendon	24	50	2.1
11	Hunter, Sammy	24	40	1.7
5	Johnson, Tavari	23	38	1.7

Turnovers

##	Player	G	TO	TO/G
25	Freeman, Enrique	24	52	2.2
13	Castaneda, Xavier	22	44	2.0
5	Johnson, Tavari	23	39	1.7
4	Hankerson, Trendon	24	32	1.3
2	Tribble, Greg	24	31	1.3

Foul Outs

##	Player	G	FO
25	Freeman, Enrique	24	2
2	Tribble, Greg	24	2

2021-22 REVIEW

	Overall	Home	Away	Neutral
2020-21 Record	24-10	12-3	5-5	1-2
2020-21 MAC Record	14-6	7-1	5-5	0-0
2020-21 Non-Conference	3-2	2-0	0-0	1-2

2022 Defensive Player of the Year - Enrique Freeman
2022 All-MAC Second Team - Enrique Freeman
2022 All-MAC Honorable Mention - Xavier Castaneda
2022 MAC All-Defensive Team - Enrique Freeman

MAC Finish - 3rd Overall - No. 4 Seed in Tournament
Mid-American Conference Tournament Results:
Quarterfinal Game: W - No. 3 Akron 74, No. 6 Bowling Green 67
Semifinal Game: L - No. 2 Buffalo 81, No. 3 Akron 81

- Akron claimed the 2022 Mid-American Conference Men's Basketball Tournament Championship and advanced to the 2022 NCAA Tournament for the fifth time in program history..Akron is 40-16 over the last three years in MAC play, owning the best winning percentage (.714) in the league.
- Akron team No. 121 finished the season with a 24-10 overall record and 14-6 record in league play. For the fifth time as a Division I program, the Zips competed in March Madness with an automatic qualifying bid to the NCAA Tournament as a No. 13 seed and played against the No. 4 seed UCLA Bruins in the First Round of the East Region at the Moda Center in Portland, Oregon on March 17, 2022.
- The Zips had three players earn 2022 All-MAC honors: Enrique Freeman who was named MAC Defensive Player of the Year, MAC Tournament MVP and Second Team All-MAC; Ali Ali was named second-team All-MAC; Xavier Castaneda was an honorable mention selection.
- Freeman ranked No. 1 in the nation in field goal percentage (.665) and landed in the NCAA Top 20 in six categories: No. 4 total rebounds (367), No. 6 rebounds per game (10.8), No. 8 double-doubles (18), No. 9 defensive rebounds per game (7.53) and No. 19 offensive rebounds per game (3.26). Freeman was one of 13 players in the NCAA to average a double-double in points (13.2) and rebounds (10.8). He led the MAC in 5-of-6 categories, ranking No. 2 in offensive rebounds per game.



Akron - 2022-23 Men's Basketball Ranking Summary thru games 02/08/2023

Statistic	National Rank	Conference Rank	Value	National Leader	Value	Conference Leader	Value
Assist/Turnover Ratio (352 ranked)	91	3	1.17	Virginia	1.79	Toledo	1.52
Assists Per Game (352 ranked)	178	5	13.2	Xavier	21.0	Buffalo	15.6
Bench Points per game (352 ranked)	292	11	15.00	Fla. Atlantic	37.46	Ohio	25.25
Blocks Per Game (352 ranked)	255	9	2.7	Utah Valley	6.4	Ball St.	4.2
Effective FG pct (352 ranked)	181	9	0.510	Gonzaga	0.582	Toledo	0.558
Fastbreak Points (352 ranked)	188	9	9.00	TCU	20.25	Buffalo	16.79
Field Goal Percentage (352 ranked)	255	11	43.1	Gonzaga	52.0	Toledo	48.8
Field Goal Percentage Defense (352 ranked)	91	2	42.0	Tennessee	34.7	Kent St.	39.5
Fouls Per Game (352 ranked)	90	1	15.8	Creighton	12.8	Akron	15.8
Free Throw Attempts Per Game (352 ranked)	109	6	19.2	UTRGV	26.1	Ball St.	24.8
Free Throw Percentage (352 ranked)	131	5	72.8	Villanova	82.6	Miami (OH)	77.8
Free Throws Made Per Game (352 ranked)	99	7	14.0	Texas A&M	18.8	Ball St.	16.6
Rebound Margin (352 ranked)	97	5	3.2	Purdue	11.7	Western Mich.	6.4
Rebounds (Defensive) Per Game (352 ranked)	124	4	25.67	Alabama	31.92	Buffalo	26.50
Rebounds (Offensive) Per Game (352 ranked)	164	7	10.38	Col. of Charleston	14.08	Western Mich.	12.67
Rebounds Per Game (352 ranked)	122	5	36.04	Alabama	44.88	Buffalo	38.54
Scoring Defense (352 ranked)	34	1	63.6	Houston	55.0	Akron	63.6
Scoring Margin (352 ranked)	60	2	8.5	Houston	20.6	Kent St.	11.0
Scoring Offense (352 ranked)	162	9	72.0	Gonzaga	85.7	Toledo	84.9
Steals Per Game (352 ranked)	195	6	6.4	UMES	10.8	Kent St.	9.2
Three Point Attempts Per Game (352 ranked)	33	1	25.5	Cornell	31.0	Akron	25.5
Three Point Percentage (352 ranked)	144	5	35.0	Utah St.	41.4	Toledo	38.6
Three Point Percentage Defense (352 ranked)	162	3	33.3	Tennessee	22.8	Kent St.	32.0
Three Pointers Per Game (352 ranked)	35	1	8.9	Chattanooga	11.4	Akron	8.9
Turnover Margin (352 ranked)	84	3	1.6	UCLA	6.3	Kent St.	5.1
Turnovers Forced Per Game (352 ranked)	170	7	12.92	Morgan St.	19.04	Kent St.	16.42
Turnovers Per Game (352 ranked)	47	2	11.3	Penn St.	8.7	Toledo	10.0
Winning Percentage (351 ranked)	55	3	70.8	Houston	92.0	Kent St.	79.2

Statistic	Player	National Rank	Conference Rank	Value	National Leader	Value	Conference Leader	Value
Assist/Turnover Ratio (350 ranked)					Moe Odum, Pacific	3.33	RayJ Dennis, Toledo	3.11
Assists (348 ranked)					Yuri Collins, Saint Louis	232	RayJ Dennis, Toledo	143
Assists Per Game (350 ranked)					Yuri Collins, Saint Louis	10.1	RayJ Dennis, Toledo	6.0
Blocks (320 ranked)	Enrique Freeman	148	4	27	Jamarion Sharp, Western Ky.	97	Demarius Jacobs, Ball St.	34
Blocks Per Game (345 ranked)	Enrique Freeman	162	4	1.12	Jamarion Sharp, Western Ky.	4.22	Demarius Jacobs, Ball St.	1.42
Double Doubles (317 ranked)	Enrique Freeman	12	1	12	Joel Soriano, St. John's (NY) Zach Edey, Purdue	19 19	Enrique Freeman, Akron	12
Field Goal Attempts (343 ranked)	Xavier Castaneda	188	11	292	Antoine Davis, Detroit Mercy	532	RayJ Dennis, Toledo	378
Field Goal Percentage (339 ranked)	Enrique Freeman Xavier Castaneda	28 296	2 15	59.2 41.4	Josh Roberts, Manhattan	73.4	Dwight Wilson, Ohio	63.6
Field Goals (344 ranked)	Enrique Freeman Xavier Castaneda	119 293	8 15	141 121	Antoine Davis, Detroit Mercy	221	RayJ Dennis, Toledo	176
Free Throw Attempts (343 ranked)	Xavier Castaneda Enrique Freeman	7 89	2 3	177 125	Drew Pember, UNC Asheville	221	Payton Sparks, Ball St.	179
Free Throw Percentage (349 ranked)	Xavier Castaneda	119	5	83.1	Walter Clayton Jr., Iona	96.7	Mekhi Lairy, Miami (OH)	91.4
Free Throws (340 ranked)	Xavier Castaneda Enrique Freeman	4 187	1 7	147 79	Drew Pember, UNC Asheville	186	Xavier Castaneda, Akron	147
Minutes Per Game (346 ranked)	Xavier Castaneda Trendon Hankerson	183 263	9 12	33:30 32:42	Daryl Banks III, St. Bonaventure	38:30	Sincere Carry, Kent St.	36:07
Points (348 ranked)	Xavier Castaneda Enrique Freeman	31 227	2 13	465 362	Antoine Davis, Detroit Mercy	665	Emoni Bates, Eastern Mich.	488
Points Per Game (350 ranked)	Xavier Castaneda Enrique Freeman	15 241	2 14	21.1 15.1	Antoine Davis, Detroit Mercy	26.6	Emoni Bates, Eastern Mich.	21.2
Rebounds (346 ranked)	Enrique Freeman	5	1	265	Zach Edey, Purdue	303	Enrique Freeman, Akron	265
Rebounds (Defensive) Per Game (348 ranked)	Enrique Freeman	9	1	7.71	Dillon Jones, Weber St.	10.04	Enrique Freeman, Akron	7.71
Rebounds (Offensive) Per Game (350 ranked)	Enrique Freeman	24	2	3.33	Zach Edey, Purdue	5.65	Dwight Wilson, Ohio	3.61
Rebounds Per Game (349 ranked)	Enrique Freeman	6	1	11.0	Oscar Tshiebwe, Kentucky	13.3	Enrique Freeman, Akron	11.0
Steals (322 ranked)					Kellen Tynes, Maine	73	Maliq Jacobs, Kent St.	68
Steals Per Game (344 ranked)					Kellen Tynes, Maine	3.04	Maliq Jacobs, Kent St.	2.96
Three Point Attempts (345 ranked)	Xavier Castaneda Trendon Hankerson	24 167	2 7	190 146	Antoine Davis, Detroit Mercy	275	Lamar Norman Jr., Western Mich.	195
Three Point Percentage (105 ranked)	Xavier Castaneda	49	2	40.0	Wheza Panzo, Stetson	51.2	Kaden Metheny, Bowling Green	41.9
Three Pointers Per Game (342 ranked)	Xavier Castaneda Trendon Hankerson	7 141	1 8	3.45 2.33	Antoine Davis, Detroit Mercy	4.56	Xavier Castaneda, Akron	3.45
Total 3-point FGM (346 ranked)	Xavier Castaneda Trendon Hankerson	17 130	1 8	76 56	Antoine Davis, Detroit Mercy	114	Xavier Castaneda, Akron	76
Triple Doubles (2 ranked)					Tristen Newton, UConn	2		



Official Basketball Box Score - Final
South Dakota St. at Akron
 11/07/22 James A. Rhodes Arena, Akron
 2022-23 Men's Basketball

Game Time: 7:00 PM
 Game Duration: 2:07
 Attendance: 2,157



Official Basketball Box Score - Final
Mississippi St. at Akron
 11/11/22 Wells Fargo Center, Philadelphia
 2022-23 Men's Basketball

Game Time: 7:50 PM
 Game Duration: 2:32
 Attendance: 5,213

NO. Name	Min	FG		3P		FT		Rebounds		Fouls		TP	AS	TO	ST	Blocks			+/-
		M/A	M/A	M/A	M/A	OR	DR	TOT	PF	FD	BS					BA	BB		
32 Matt Dentinger	F	23:24	6-8	0-1	3-4	1	5	6	5	3	15	0	1	0	3	0	0	0	-4
42 William Kyle III	F	30:12	7-10	0-0	0-0	0	3	3	4	0	14	1	0	1	1	5	0	0	1
2 Zeke Mayo	G	40:26	5-13	1-5	2-2	0	7	7	0	1	13	2	4	1	0	2	1	0	1
30 Charlie Easley	G	34:31	3-9	0-4	5-6	3	4	7	2	6	11	1	0	0	0	1	-2	0	
34 Alex Ariens	G	39:15	4-8	0-1	4-5	0	4	4	1	5	12	6	4	1	0	0	-1	0	
1 Matt Mims	F	32:32	3-4	3-4	0-0	1	2	2	1	0	9	0	1	0	0	0	-1	0	
11 Matthew Mors	F	19:05	3-6	0-0	0-0	0	1	2	2	2	6	0	1	1	0	0	-3	0	
15 Tanner Te Slaa	F	05:35	0-1	0-0	0-0	0	2	2	0	0	0	1	0	0	0	0	0	0	
Team						0	3	3	0	0	0	1							
Totals		31:59	4-15	14-17	5	31	36	15	17	80	11	13	3	4	5	1			

Record: 0-1 Technical Fouls: NONE

Shooting By Period		NO. Name	Min	FG		3P		FT		Rebounds		Fouls		TP	AS	TO	ST	Blocks			+/-
1st	2nd			M/A	M/A	M/A	M/A	OR	DR	TOT	PF	FD	BS					BA	BB		
1st FG%	17-30	56.7%	0	D.J. Jefferson	F	26:12	5-11	2-3	1-2	0	2	2	2	15	1	0	0	0	0	0	0
3PT%	3-7	42.9%	1	Tolu Smith	F	26:21	11-13	0-0	4-4	4	4	6	1	5	26	1	3	0	0	0	14
FT%	4-5	80.0%	4	Cameron Matthews	F	15:59	3-3	1-1	0-0	1	3	4	3	0	7	1	0	0	0	0	13
2nd FG%	11-22	50.0%	2	Jamel Horton Jr.	G	18:11	1-4	1-1	0-0	0	4	4	2	1	3	0	1	1	0	1	-7
3PT%	0-4	0.0%	11	Eric Reed, Jr.	G	17:10	1-3	1-2	0-0	0	0	0	3	1	3	4	0	0	0	0	1
FT%	7-8	87.5%	3	Shakeel Moore	F	23:52	3-7	0-2	1-1	0	6	6	3	2	6	2	3	4	0	0	22
OTFG%	3-7	42.9%	13	Will McNair Jr.	G	11:42	0-2	0-1	0-0	0	2	2	1	0	0	1	2	1	0	0	6
3PT%	1-4	25.0%	10	Dashawn Davis	F	20:32	3-3	2-2	0-0	0	2	2	2	0	8	4	2	1	0	0	25
FT%	3-4	75%	14	Tyler Stevenson	F	22:04	0-3	0-0	2-2	1	5	6	2	2	3	2	1	0	0	0	7
GM FG%	31-59	52.5%	30	Shawn Jones, Jr.	F	10:49	1-3	0-1	1-2	3	2	5	1	2	3	0	1	1	0	0	7
3PT%	4-15	26.7%	5	Kimani Hamilton	G	01:57	0-0	0-0	0-0	0	0	0	1	0	0	0	0	0	0	0	-1
FT%	14-17	82.4%	12	Keshawn Murphy	F	01:57	0-2	0-1	0-0	1	0	1	0	0	0	0	0	0	0	0	-1
			21	Mattavious Russell	F	01:57	0-1	0-0	0-0	0	0	0	0	0	0	0	0	0	0	0	-1
			15	Justin Rumph	F	01:17	0-0	0-0	0-0	0	0	0	0	0	0	0	0	0	0	0	0
Team											1	2	3	0	0						
Totals		29:55	7-14	8-13	11	32	43	21	15	73	17	14	9	0	1	19					

Record: 2-0 Technical Fouls: NONE

NO. Name	Min	FG		3P		FT		Rebounds		Fouls		TP	AS	TO	ST	Blocks			+/-
		M/A	M/A	M/A	M/A	OR	DR	TOT	PF	FD	BS					BA	BB		
11 Sammy Hunter	F	22:16	2-10	0-6	0-0	1	3	4	1	0	4	0	1	0	0	0	1	-1	
25 Enrique Freeman	F	34:07	10-15	0-0	3-4	5	9	14	4	4	23	6	3	0	1	1	4	-1	
2 Greg Tribble	G	33:47	2-10	0-2	1-2	1	4	5	4	2	5	1	1	1	1	0	0	-4	
4 Trendon Hankerson	G	42:04	4-9	2-6	1-1	0	1	1	2	11	11	1	1	1	0	1	8		
13 Xavier Castaneda	G	41:22	9-14	8-12	5-5	0	1	1	0	7	31	7	2	2	0	0	0	-4	
1 Garvin Clarke	G	22:21	0-5	0-3	0-0	1	3	4	2	1	0	0	1	1	0	1	-2		
34 Nate Johnson	F	25:09	3-4	1-2	0-0	0	2	2	2	0	7	1	0	1	0	0	0	-1	
0 Amani Lyles	F	03:54	0-1	0-0	0-0	0	0	0	0	2	0	0	0	0	0	0	0	0	
Team						1	0	1	0	0	0	0							
Totals		30:68	11-31	10-12	9	23	32	17	15	81	16	9	5	5	4	1			

Record: 1-0 Technical Fouls: NONE

Shooting By Period		NO. Name	Min	FG		3P		FT		Rebounds		Fouls		TP	AS	TO	ST	Blocks			+/-
1st	2nd			M/A	M/A	M/A	M/A	OR	DR	TOT	PF	FD	BS					BA	BB		
1st FG%	13-34	38.2%	11	Sammy Hunter	F	23:40	2-8	1-5	0-1	0	3	3	1	5	0	0	0	0	0	-11	
3PT%	5-16	31.3%	25	Enrique Freeman	F	27:33	3-5	0-0	3-4	1	2	3	3	5	9	0	2	2	0	0	-12
FT%	4-4	100%	2	Greg Tribble	G	32:16	2-7	0-2	1-2	0	2	2	3	3	9	0	0	0	0	-14	
2nd FG%	14-29	48.3%	4	Trendon Hankerson	G	27:18	1-7	1-4	2-2	1	3	4	3	1	5	0	2	1	1	0	-16
3PT%	5-13	38.5%	13	Xavier Castaneda	G	35:18	5-14	3-10	7-10	1	3	4	2	6	20	6	2	3	0	0	-19
FT%	2-2	100%	1	Garvin Clarke	G	22:35	2-5	1-4	3-5	2	1	3	2	5	8	4	2	1	0	0	-15
OTFG%	3-5	60.0%	34	Nate Johnson	F	18:51	0-2	0-2	0-0	0	1	1	1	0	0	0	0	0	0	-8	
3PT%	1-2	50.0%	5	Amani Lyles	F	04:10	0-0	0-0	0-0	0	0	0	0	0	0	0	0	0	0	0	
FT%	4-6	66.7%	7	Tavari Johnson	F	05:43	0-0	0-0	0-0	0	0	0	0	0	0	0	0	0	0	-1	
GM FG%	30-68	44.1%	3	Kobe Mitchell	F	01:57	1-1	0-0	0-0	0	0	0	0	0	2	0	1	0	0	1	
3PT%	11-31	35.5%	2	Evan Wilson	F	00:41	0-0	0-0	0-0	0	0	0	0	0	0	0	0	0	0	0	
FT%	10-12	83.3%	0								1	4	5	0	0						
Team											1	4	5	0	0						
Totals		16:49	6-27	16-24	6	19	25	15	21	54	13	9	8	1	0	1	0	0	0		

Record: 1-1 Technical Fouls: NONE

Biggest lead	SDSU		AKRON		Points from Turnovers	SDSU	AKRON	Period by Period Scoring		
	1st	2nd	3rd	4th					1st	2nd
Best Scoring Run	8 (1st 6:32)	4 (2nd 11:36)	11	18	38	34	41	29	10	80
Lead Changes	9		5	6	5	0	35	35	11	81
Times Tied	7		5	0						
Time with Lead	30:31	09:10	15	7			40	25	65	

Biggest lead	Mis St		Akron		Points from Turnovers	Mis St	Akron	Period by Period Scoring	
	1st	2nd	3rd	4th					1st
Best Scoring Run	20 (2nd 2:03)	1 (2nd 16:10)	13	6	40	20	35	38	73
Lead Changes	2		10	8			27	27	54
Times Tied	1		5	7					
Time with Lead	37:28	01:30	19	10					

Game Notes: BARSTOOL SPORTS INVITATIONAL - GAME 2 • BARSTOOL SPORTS INVITATIONAL MVP - Miss State Tolu Smith



Official Basketball Box Score - Final
Morgan St. at Akron
 11/15/22 James A. Rhodes Arena, Akron, Ohio
 2022-23 Men's Basketball

Game Time: 7:00 PM
 Game Duration: 2:02
 Attendance: 1,759



Official Basketball Box Score - Final
Akron at Western Ky.
 11/21/22 John Gray Gymnasium, Georgetown, Cayman Islands
 2022-23 Men's Basketball

Game Time: 1:20 PM
 Game Duration: 1:50

NO. Name	Min	FG		3P		FT		Rebounds		Fouls		TP	AS	TO	ST	Blocks			+/-
		M/A	M/A	M/A	M/A	OR	DR	TOT	PF	FD	BS					BA	BB		
1 Khalil Turner	F	21:21	1-7	1-2	0-0	0	4	4	5	0	3	1	1	2	1	2	2	2	
5 Lewis Djonkam	F	23:26	3-7	0-0	0-0	2	0	2	3	1	6	1	2	1	1	0	0	-5	
2 Isaiah Burke	G	31:06	4-8	2-3	2	0	2	4	2	18	2	5	0	1	1	1	3	0	
11 Malik Miller	G	29:45	5-9	0-3	0-1														



Official Basketball Box Score - Final
LSU at Akron
 11/23/22 John Gray Gymnasium, George Town, Cayman Islands
 2022-23 Men's Basketball

Game Time: 1:30 PM
 Game Duration: 2:04



Official Basketball Box Score - Final
Akron at Nevada
 11/23/22 John Gray Gymnasium, George Town, Cayman Islands
 2022-23 Men's Basketball

Game Time: 5:00 PM
 Game Duration: 2:09

Officials: John Gaffney, Doug Shows, Matt Potter

Officials: John Gaffney, Randy McCal, Pat Adams

LSU - 73

Record: 5-0

NO.	Name	Min	FG		3P		FT		Rebounds	Fouls	TP	AS	TO	ST	Blocks			+/-									
			M/A	A	M/A	A	OR	DR							OR	DR	BS		BA	BL							
5	Mwani Wilkinson	F 10:13	1-1	0-0	0-0	1-1	2	3	0	2	1	0	0	0	0	0	0	9									
12	KJ Williams	F 30:59	6-13	2-4	5-6	2-3	5	3	4	19	0	0	0	3	1	0	0	16									
13	Jalen Reed	F 19:21	1-3	1-1	0-0	0	4	4	0	1	3	1	0	0	0	0	0	6									
3	Justice Hill	G 25:43	5-11	0-3	4-4	0	2	2	2	14	3	0	0	0	0	0	1	4									
44	Adam Miller	G 38:37	9-15	5-9	0-0	0	2	2	4	0	23	2	6	0	0	0	0	16									
20	Derek Fountain	G 20:39	2-3	0-0	1-1	2-3	4	1	4	1	5	1	1	1	1	2	0	9									
0	Trae Hannibal	G 22:57	0-1	0-0	0-0	5	5	2	1	0	3	1	0	0	0	0	0	8									
1	Cam Hayes	G 16:31	1-3	1-1	4-5	0	1	1	2	4	7	3	0	1	1	0	0	5									
4	Kendal Coleman	G 09:01	0-1	0-0	0-0	0	0	0	0	3	0	0	0	0	0	0	0	-1									
15	Tyrell Ward	G 05:59	0-1	0-0	0-0	0	1	1	0	0	0	0	0	0	0	0	0	1									
Team				3		3		6				0		1				15									
Totals		25:52		9-19		14-16		8-23		31		23		13		14		10		9		3		1		5	

Technical Fouls: Miller 1st 10:04 Hill 2nd 14:54 Fountain 2nd 20:42

Akron - 58

Record: 3-3

NO.	Name	Min	FG		3P		FT		Rebounds	Fouls	TP	AS	TO	ST	Blocks			+/-															
			M/A	A	M/A	A	OR	DR							OR	DR	BS		BA	BL													
11	Sammy Hunter	F 11:45	0-4	0-2	0-0	0	0	0	1	0	0	0	0	0	0	0	0	0	-5														
25	Enrique Freeman	F 35:27	4-11	0-0	1-3	2	7	9	3	6	9	2	2	0	1	2	4	-4															
2	Greg Tribble	G 26:32	3-4	0-1	1-1	1	1	2	3	3	7	1	4	1	0	0	0	-6															
4	Trendon Hankerson	G 37:04	3-7	2-5	0-0	0	7	7	3	1	8	0	2	0	0	0	-11																
13	Xavier Castaneda	G 31:01	2-10	2-9	5-7	0	3	3	2	4	11	1	1	0	0	0	-5																
1	Garvin Clarke	G 07:58	0-1	0-0	0-0	0	2	2	0	0	0	0	0	0	0	0	0	1															
3	Kobe Mitchell	G 03:49	0-1	0-1	0-0	0	0	0	0	0	0	0	0	0	0	0	0	0															
34	Nate Johnson	G 19:18	1-3	0-1	0-0	0	3	3	4	0	2	0	1	2	0	0	0	0															
5	Tavari Johnson	G 26:26	9-10	3-3	0-0	0	3	3	3	0	21	4	3	2	0	0	1	8															
8	Amani Lyles	G 00:40	0-0	0-0	0-0	0	0	0	0	0	0	0	0	0	0	0	0	2															
Team				22-51		7-22		7-11		6		27		33		19		14		58		8		14		8		1		3		4	

Technical Fouls: NONE

Akron - 58

Record: 3-2

NO.	Name	Min	FG		3P		FT		Rebounds	Fouls	TP	AS	TO	ST	Blocks			+/-													
			M/A	A	M/A	A	OR	DR							OR	DR	BS		BA	BL											
11	Sammy Hunter	F 27:09	4-14	3-11	2-2	1	0	1	0	1	13	0	0	1	0	0	0	-6													
25	Enrique Freeman	F 34:00	1-6	0-0	1-4	5	5	10	1	6	3	2	1	0	1	1	-11														
2	Greg Tribble	G 29:44	0-3	0-0	3-4	1	3	4	5	3	0	3	0	0	1	-1															
4	Trendon Hankerson	G 22:11	0-2	0-1	2-2	1	2	4	1	2	1	1	0	0	0	0	-8														
13	Xavier Castaneda	G 36:06	6-16	4-9	12-16	1	5	6	0	6	28	4	3	1	0	0	-3														
1	Garvin Clarke	G 17:03	1-6	0-3	0-0	1	0	1	1	1	2	1	1	0	0	0	-20														
34	Nate Johnson	G 20:20	0-2	0-0	0-0	5	2	7	0	0	0	0	0	2	0	0	-10														
0	Amani Lyles	G 02:34	1-2	0-0	0-0	0	0	0	0	0	2	0	0	0	0	0	-9														
5	Tavari Johnson	G 10:53	1-3	1-1	2-2	0	0	0	0	3	1	5	0	2	2	0	0	0													
Team				4		1		5		0		0		1				15													
Totals		14:54		8-25		22-30		19		17		36		14		21		58		8		14		4		1		3		-15	

Technical Fouls: Hankerson 1st 10:04

LSU

AKR

Biggest lead	Best Scoring Run	Lead Changes	Times Tied	Time with Lead	Points from Turnovers	LSU	AKR	Paint	Second Chance	Fast Breaks	Bench	Period by Period Scoring		
												1st	2nd	TOT
15 (2 nd 2:19)	8 (1 st 4:21)	6 (1 st 14:25)	8 (1 st 7:53)	8	5	25-58	09-54	8	9	4	2	33	40	73
21 (1 st 8:00)	10 (1 st 10:00)	10	5	09:54	8	13	14	22	10	12	9	35	23	58

Nevada - 62

Record: 6-1

NO.	Name	Min	FG		3P		FT		Rebounds	Fouls	TP	AS	TO	ST	Blocks			+/-													
			M/A	A	M/A	A	OR	DR							OR	DR	BS		BA	BL											
5	Darrion Williams	F 36:58	1-6	1-3	3-3	3	7	10	2	2	6	4	0	2	0	0	7														
14	Tre Coleman	F 32:35	2-5	1-2	0-0	2	2	4	3	1	5	2	0	0	0	0	11														
50	Will Baker	C 31:19	8-14	1-1	3-4	2	4	6	1	3	20	2	3	1	1	0	10														
2	Jarod Lucas	G 32:51	5-15	4-9	2-2	0	1	1	3	16	1	1	0	0	0	10															
45	Kenan Blackshear	G 31:08	3-7	1-2	3-4	0	5	5	2	10	10	4	2	0	0	0	7														
11	Nick Davidson	G 16:29	1-5	1-3	0-0	0	2	2	3	0	3	0	2	0	0	0	-3														
3	Trey Pettigrew	G 10:30	1-4	0-0	0-0	1	2	1	2	1	0	2	0	1	0	0	-9														
1	Tyler Powell	G 08:10	0-1	0-1	0-0	0	0	0	0	1	0	0	0	0	0	0	-13														
Team				21-57		9-21		11-13		10		23		33		14		19		62		13		9		3		1		4	

Technical Fouls: NONE

AKR

NEV

Biggest lead	Best Scoring Run	Lead Changes	Times Tied	Time with Lead	Points from Turnovers	AKR	NEV	Paint	Second Chance	Fast Breaks	Bench	Period by Period Scoring		
												1st	2nd	TOT
8 (1 st 2:20)	7 (1 st 16:10)	7 (1 st 11:02)	8 (2 nd 16:37)	6	6	26-10	10-37	24	18	5	5	20	42	62
13 (1 st 10:00)	15 (1 st 15:00)	10	4	10:37	6	13	12	8	6	10	5	20	42	62



Official Basketball Box Score - Final
Akron at Marshall
 11/30/22 Gam Henderson Center, Huntington
 2022-23 Men's Basketball

Game Time: 7:30 PM
 Game Duration: 1:43
 Attendance: 4,012



Official Basketball Box Score - Final
Muskingum at Akron
 12/04/22 James A Rhodes Arena, Akron, Ohio
 2022-23 Men's Basketball

Game Time: 2:00 PM
 Game Duration: 1:46
 Attendance: 1,466

Officials: Doug Shows, Josue Neves, Landon Brands

Officials: Bill Et, Austin Jones, Mirkah Milton

Akron - 57

Record: 3-4

NO.	Name	Min	FG		3P		FT		Rebounds	Fouls	TP	AS	TO	ST	Blocks			+/-
			M/A	A	M/A	A	OR	DR							OR	DR	BS	
25	Enrique Freeman	F 28:17	4-12	0-0	2-4	4	10	14	4	2	10	2	2	1	0	0	5	
2	Greg Tribble	G 19:24	2-4	0-0	1-2	1	1	2	3	5	0	0	0	0	0	0	-13	
4	Trendon Hankerson	G 33:57	5-11	1-6	0-0	1	3	4	0	11	2	3	2	0	0	1	-7	
13	Xavier Castaneda	G 29:41	1-13	1-9	1-4	1	4	5	2	6	4	3	1	0	0	0	-6	
34	Nate Johnson	G 23:59	0-4	0-1	0-0	2	3	5	1	0	0	0	2	0	0	0	-21	
1	Garvin Clarke	G 11:23	1-3	0-1	0-0	2	2	1	2	1	0	2	0	0	0	0	-15	
5	Tavari Johnson	G 27:19	7-13	2-5	0-0	2	2	4	1	1	16	4	1	1	0	0	8	
11	Sammy Hunter	F 17:52	4-10	1-3	0-1	1	5	6	1	9	1	0	0	0	0	1	4	
3	Kobe Mitchell	G 06:08	0-0	0-0	0-0	0	1	1	0	0	0	0	0	0	0	0	5	
0	Amani Lyles	G 02:00	0-1	0-														



Official Basketball Box Score - Final
Jackson St. at Akron
12/11/22 James A. Rhodes Arena, Akron
2022-23 Men's Basketball

Game Time: 2:00 PM
Game Duration: 1:58
Attendance: 1,385



Official Basketball Box Score - Final
Wright St. at Akron
12/11/22 James A. Rhodes Arena, Akron
2022-23 Men's Basketball

Game Time: 7:00 PM
Game Duration: 1:48
Attendance: 1,926

Officials: Steve McKenkins, Matt Morales, James Curran

Jackson St. - 72

Record: 1-8

NO. Name	Min	FG		3P		FT		Rebounds		Fouls		TP	AS	TO	ST	Blocks			+/-
		M/A	A	M/A	A	M/A	A	OR	DR	PF	FD					BS	BS	BA	
1 Zeke Cook	F 21:02	3-7	0-0	1-2	2-3	5-7	3-5	7-1	0	0	0	0	0	0	0	0	0	0	-6
3 Trace Young	F 25:49	2-3	0-0	3-3	1-4	5-3	2-2	7-1	1	3	0	0	0	0	0	0	0	0	-9
13 Romelle Mansel	F 27:16	3-6	0-0	0-0	1-1	2-3	0-0	6-3	0	0	0	1	0	0	0	0	0	0	0
2 Ken Evans	G 33:20	4-13	0-1	0-0	2-2	4-4	3-1	8-6	2	4	0	2	2	1	0	0	0	-12	
4 Collie Young	G 21:55	3-6	2-5	1-1	0-3	3-3	1-1	9-1	1	1	1	0	0	0	0	0	0	-2	
31 Jamarcus Jones	26:29	8-10	0-0	0-0	2-2	1-1	1-1	16-0	0	0	0	0	0	0	0	0	0	-5	
5 Keveon Hunt	12:40	5-8	0-1	0-0	0-1	1-1	1-0	10-1	2	1	0	0	0	0	0	0	0	-3	
10 Chase Adams	25:55	4-9	1-2	0-0	1-3	4-3	0-0	9-1	3	0	0	0	1	2	0	0	0	-12	
32 Treyon Johnson	05:34	0-1	0-0	0-0	0-0	0-0	0-0	0-1	0	0	0	0	1	0	0	0	0	-16	
Team																			
Totals		32-63	3-9	5-7	10-20	30-20	10-10	72-14	13-6	1-4	1-3							-13	

Technical Fouls: NONE

Wright St. - 54

Record: 5-6

NO. Name	Min	FG		3P		FT		Rebounds		Fouls		TP	AS	TO	ST	Blocks			+/-
		M/A	A	M/A	A	M/A	A	OR	DR	PF	FD					BS	BS	BA	
14 Brandon Noel	F 23:59	3-8	0-1	1-2	0-2	2-2	2-7	7-0	2	0	0	0	0	0	0	0	0	-24	
12 AJ Braun	C 30:35	6-9	0-0	0-1	3-6	9-3	5-5	12-1	5	0	1	0	0	0	0	0	0	0	
0 Amari Davis	G 25:26	1-9	0-1	0-0	0-4	4-4	3-3	2-1	2	0	0	1	0	0	0	0	0	-6	
4 Keaton Norris	G 21:25	0-6	0-2	0-0	0-3	2-1	0-1	0-1	1	3	0	0	0	0	0	0	0	-10	
24 Tim Finke	G 38:32	4-8	1-1	2-2	3-6	9-2	1-1	11-6	2	2	0	0	0	0	0	0	0	-12	
1 Trey Calvin	B 26:38	7-14	1-2	1-1	2-3	3-2	1-6	0-2	0	0	0	0	0	0	0	0	0	-2	
3 Alex Huijbregtse	22:37	0-5	0-2	1-2	0-0	0-0	1-2	1-1	0	0	0	0	0	0	0	0	0	-3	
52 Blake Sisley	03:13	0-0	0-0	0-0	0-0	0-0	0-0	0-0	0	0	0	0	0	0	0	0	0	-3	
22 Andrew Welage	07:35	2-4	1-1	0-0	1-1	2-0	0-0	5-0	0	0	0	0	0	0	0	0	0	0	
Team																			
Totals		23-63	3-10	5-8	11-28	39-17	16-54	10-14	3-4	2-12								-10	

Technical Fouls: NONE

Akron - 85

Record: 5-4

NO. Name	Min	FG		3P		FT		Rebounds		Fouls		TP	AS	TO	ST	Blocks			+/-
		M/A	A	M/A	A	M/A	A	OR	DR	PF	FD					BS	BS	BA	
25 Enrique Freeman	F 33:48	7-7	0-0	3-4	1-8	9-0	2-7	17-5	0	1	3	0	0	0	0	0	0	12	
2 Greg Tribble	G 28:18	6-10	0-1	0-0	1-3	4-2	2-2	12-5	1	2	0	0	0	0	0	0	0	3	
4 Trendon Hankerson	G 38:05	5-9	5-7	2-2	0-1	1-1	1-1	17-2	1	0	1	0	1	0	0	0	0	10	
5 Tavari Johnson	G 24:08	2-5	2-5	0-0	0-1	1-1	4-1	6-2	5	1	0	0	0	0	0	0	0	-1	
13 Xavier Castaneda	G 30:20	5-8	2-4	1-1	3-4	0-8	0-8	23-2	1	1	0	1	0	0	0	0	0	15	
3 Kobe Mitchell	17:59	2-5	2-5	0-0	0-0	2-2	1-0	6-0	0	0	0	1	0	0	0	0	0	3	
11 Sammy Hunter	15:54	1-5	0-4	2-2	2-1	3-2	1-4	4-2	0	0	0	0	0	0	0	0	0	17	
34 Nate Johnson	11:28	0-3	0-2	0-0	0-1	1-0	0-0	0-1	1	1	0	0	0	0	0	0	0	6	
Team																			
Totals		28-52	11-28	18-21	5-22	27-10	20-20	85-19	10-7	4-11	3							13	

Technical Fouls: NONE

Akron - 66

Record: 6-4

NO. Name	Min	FG		3P		FT		Rebounds		Fouls		TP	AS	TO	ST	Blocks			+/-
		M/A	A	M/A	A	M/A	A	OR	DR	PF	FD					BS	BS	BA	
25 Enrique Freeman	F 24:04	4-0	0-0	0-0	5-10	15-4	3-8	2-3	0	0	0	1	0	0	0	0	0	15	
2 Greg Tribble	G 29:37	3-7	0-0	0-0	2-1	3-1	1-6	0-0	0	1	0	0	0	0	0	0	0	-4	
4 Trendon Hankerson	G 34:52	2-9	1-7	1-2	0-5	5-3	2-6	4-0	2	0	0	2	0	0	0	0	0	11	
5 Tavari Johnson	G 27:33	6-14	0-3	2-4	1-1	2-3	2-14	1-1	4	1	0	0	0	0	0	0	0	13	
13 Xavier Castaneda	G 34:12	5-10	2-6	7-8	0-6	6-1-1	7-19	3-2	0	0	0	0	0	0	0	0	0	13	
3 Kobe Mitchell	18:05	0-4	0-4	0-0	0-0	0-0	1-1	0-0	0	0	0	0	0	0	0	0	0	13	
11 Sammy Hunter	16:35	5-8	3-6	0-0	0-4	4-2	0-0	13-0	1	0	1	1	0	0	0	0	0	3	
34 Nate Johnson	12:38	0-1	0-0	0-0	0-3	0-0	0-0	0-0	0	0	0	0	0	0	0	0	0	6	
0 Amari Lyles	02:24	0-0	0-0	0-0	0-1	0-1	2-1	0-0	0	0	0	0	0	0	0	0	0	0	
Team																			
Totals		25-62	6-26	10-14	11-31	42-16	17-66	11-12	10-12	2-4	11							-2	

Technical Fouls: NONE

JSU Akron

Biggest lead	0 (1st 20:00)		30 (2nd 18:37)	
	1st	2nd	TOT	
Best Scoring Run	11 (2nd 11:23)	17 (1st 11:57)		
Lead Changes	0			
Times Tied	1			
Time with Lead	00:00	39:04		

Points from Turnovers 14 23

Period by Period Scoring

1st	2nd	TOT
Akron 54 31 85		

WSU Akron

Biggest lead	5 (1st 0:11)		13 (2nd 10:51)	
	1st	2nd	TOT	
Best Scoring Run	8 (1st 3:38)	10 (2nd 14:34)		
Lead Changes	5	9		
Times Tied	5			
Time with Lead	03:57	30:44		

Points from Turnovers 11 12

Period by Period Scoring

1st	2nd	TOT
Akron 28 38 66		



Official Basketball Box Score - Final
Maine at Akron
12/19/22 James A. Rhodes Arena, Akron
2022-23 Men's Basketball

Game Time: 7:00 PM
Game Duration: 2:03
Attendance: 1,424



Official Basketball Box Score - Final
Akron at Bradley
12/22/22 Career Arena, Peoria
2022-23 Men's Basketball

Game Time: 6:00 PM
Game Duration: 1:49
Attendance: 3,530

Officials: Courtney Green, Tim Stewart, Edwin Young

Maine - 55

Record: 6-5

NO. Name	Min	FG		3P		FT		Rebounds		Fouls		TP	AS	TO	ST	Blocks			+/-
		M/A	A	M/A	A	M/A	A	OR	DR	PF	FD					BS	BS	BA	
4 Ata Turgut	F 16:03	1-2	0-1	0-0	0-0	0-0	3-0	2-0	0	0	0	0	0	0	0	0	0	-10	
1 Kellen Tynes	G 31:14	3-8	2-3	2-4	0-2	2-2	2-3	10-3	2	1	1	0	0	0	0	0	0	-26	
2 Ja'Shonte Wright-McCleish	G 26:04	3-9	2-5	0-0	2-1	3-2	1-8	0-2	0	0	0	0	0	0	0	0	0	-30	
3 Jaden Clayton	G 35:25	2-7	0-0	0-0	1-1	2-1	4-5	6-3	0	0	1	0	0	0	0	0	0	-23	
22 Gedi Luczapatis	G 24:39	3-7	1-2	1-2	0-2	2-2	1-8	1-2	2	0	0	1	0	0	0	0	0	-13	
11 Kristians Feierbergs	17:10	4-5	2-3	0-0	0-3	0-0	10-0	2-0	0	0	0	0	0	0	0	0	0	-12	
44 Peter Filipovty	25:53	3-7	0-3	1-1	1-3	4-2	1-7	2-2	2	0	0	0	0	0	0	0	0	-25	
5 Adefolajin Adetogun	10:57	0-0	0-0	1-2	0-1	1-1	1-2	1-0	0	0	0	1	0	0	0	0	0	-5	
12 Milos Nenadic	04:41	1-1	1-1	0-0	0-0	0-0	2-0	3-0	1	0	0	0	0	0	0	0	0	-7	
0 Byron Ireland	04:31	0-0	0-0	2-3	0-0	0-0	0-0	3-2	0	0	0	0	0	0	0	0	0	-4	
21 Kealan Steele	03:23	0-0	0-0	0-0	0-0	0-0	0-0	1-0	0	0	0	0	0	0	0	0	0	-5	
Team																			
Totals		20-46	8-20	7-12	3-17	20-17	12-55	11-23	10-0	2-13								-32	

Technical Fouls: Turgut 1st 8:57

Akron - 55

Record: 7-5

NO. Name	Min	FG		3P		FT		Rebounds		Fouls		TP	AS	TO	ST	Blocks			+/-
		M/A	A	M/A	A	M/A	A	OR	DR	PF	FD					BS	BS	BA	
25 Enrique Freeman	F 31:02	5-12	0-0	1-3	5-5	10-11	3-11	0-4	2	0	0	0	0	0	0	0	0	-10	
2 Greg Tribble	G 26:07	1-4	0-0	0-0	0-3	3-2	0-2	2-1	0	0	0	1	0	0	0	0	0	-11	
4 Trendon Hankerson	G 31:08	3-5	3-3	0-0	1-8	9-3	0-9	1-2	0	0	0	0	0	0	0	0	0	-21	
5 Tavari Johnson	G 26:46	1-7	0-3	0-0	1-4	5-0	1-2	2-1	2	1	0	0	0	0	0	0	0	-15	
13 Xavier Castaneda	G 31:02	3-16	3-8	10-11	2-4	6-0	12-19	2-3	0	0	0	2	0	0	0	0	0	-20	
3 Kobe Mitchell	08:58	0-0	0-0	2-2	0-0	0-0	3-1	2-0											



Official Basketball Box Score - Final
Concord at Akron
12/30/23 James A. Rhodes Arena, Akron
2022-23 Men's Basketball

Game Time: 7:00 PM
Game Duration: 2:10
Attendance: 1,550



Official Basketball Box Score - Final
NIU at Akron
01/03/23 James A. Rhodes Arena, Akron, Ohio
2022-23 Men's Basketball

Game Time: 7:00 PM
Game Duration: 2:08

Officials: Tim Stewart, Michael Griffith, Tony Meeks

Officials: Rob Kueneman, Alfred Smith, Tim Stewart

Concord - 58

Record: 7-4

NO. Name	Min	FG M-A	3P M-A	FT M-A	Rebounds			Fouls			TP	AS	TO	ST	Blocks			+/-
					OR	DR	TOT	PF	FD	BS					BA	BB		
5 Da'Von Moore	09:01	0-1	0-0	0-0	1	1	2	4	0	0	1	0	0	0	0	0	0	-8
14 Lual Rahama	09:01	9-18	2-5	1-1	0	4	4	3	2	21	0	3	0	0	0	0	-31	
1 Jevon Laidler	G 29:08	1-5	0-1	0-2	1	3	4	0	3	2	2	2	1	1	1	1	-27	
3 Ethan Heller	G 19:11	3-6	0-1	0-0	0	1	2	0	0	6	0	1	0	0	0	0	-20	
4 Jordan Wooden	G 28:14	3-9	0-3	0-0	1	2	3	4	1	6	2	1	1	1	1	0	-23	
13 JJ Harper	25:46	3-9	0-2	3-4	0	4	4	2	2	2	9	1	5	2	0	0	-13	
22 Rene Diop	16:46	0-0	0-0	0-0	2	2	4	2	2	1	0	0	3	0	0	0	-5	
24 Amare Smith	23:08	2-5	1-2	2-2	1	3	3	4	7	0	2	1	0	1	1	-15		
15 Ayden Ince	07:07	0-2	0-1	0-0	0	1	2	0	0	0	0	0	0	0	0	0	8	
2 Jaguar Jackson	02:59	0-0	0-0	0-0	0	0	0	1	2	0	0	1	0	0	0	0	1	
10 Cade Fix	02:59	0-1	0-1	0-0	0	0	0	1	0	0	0	0	0	0	0	0	1	
11 Theo Blackett	02:59	0-1	0-0	0-0	1	2	0	0	0	2	0	0	0	0	0	0	1	
32 Jake Hamilton	02:59	2-2	1-1	0-0	0	0	0	0	0	5	0	0	0	0	0	0	1	
Team					1	5	6			0	1							
Totals		23-59	4-17	8-11	8	27	35	22	14	58	8	18	6	2	2	2	-26	

Technical Fouls:Coach 2nd5:01

Shooting By Period

1 st FG%	10-24	41.7%
3PT%	0-6	0.0%
FT%	3-6	50%
2 nd FG%	13-35	37.1%
3PT%	4-11	36.4%
FT%	5-5	100%
GM FG%	23-59	39.0%
3PT%	4-17	23.5%
FT%	8-11	72.7%

Dead Ball Rebounds: 4, 0

NIU - 51

Record: 4-10 (0-1)

NO. Name	Min	FG M-A	3P M-A	FT M-A	Rebounds			Fouls			TP	AS	TO	ST	Blocks			+/-
					OR	DR	TOT	PF	FD	BS					BA	BB		
23 Havan Ibarquien	F 10:31	0-0	0-0	0-0	0	0	0	5	1	0	0	1	0	0	0	0	0	-7
50 Anthony Cump	F 21:09	3-3	0-0	1-4	1	1	2	3	4	7	0	3	0	2	0	0	-19	
0 Keshawn Williams	G 33:17	4-17	0-4	2-3	2	2	4	1	2	10	0	3	1	0	2	0	-20	
2 Zarique Nutter	G 29:08	5-12	1-3	0-1	1	8	9	1	2	11	1	2	0	0	0	0	-20	
11 David Colt	G 23:44	0-5	0-3	6-6	0	1	1	3	5	6	1	2	1	0	1	0	-27	
3 Kaleb Thornton	28:37	1-4	1-2	2-2	1	3	4	2	3	4	0	1	1	0	0	0	-3	
24 Darveshi Hunter	25:57	2-5	0-2	2-2	0	2	2	1	2	6	1	0	1	0	1	0	-16	
14 Yanic Konan Niederhauser	13:16	2-4	0-1	0-0	2	2	2	3	0	4	1	2	0	1	0	0	-5	
41 Armandas Plintauskas	07:25	0-0	0-0	0-0	0	1	1	0	0	0	0	0	0	0	0	0	0	-4
4 Oluwasegun Durosinmi	06:44	1-1	0-0	0-0	3	0	3	5	0	2	0	3	0	0	0	0	-3	
5 Xavier Amos	09:16	0-0	0-0	0-0	0	0	0	0	0	0	0	0	0	0	0	0	0	-2
1 Taku Youngblood	00:12	0-0	0-0	0-0	0	0	0	0	0	0	0	0	0	0	0	0	-1	
Team					1	2	3			0	2							
Totals		18-51	2-15	13-18	11	20	31	25	19	51	5	19	4	4	4	4	-25	

Technical Fouls:Coach 2nd13:18

Shooting By Period

1 st FG%	11-25	44.0%
3PT%	2-6	25.0%
FT%	2-4	50%
2 nd FG%	7-26	26.9%
3PT%	0-7	0.0%
FT%	11-14	78.6%
GM FG%	18-51	35.3%
3PT%	2-15	13.3%
FT%	13-18	72.2%

Dead Ball Rebounds: 2, 0

Akron - 84

Record: 8-5

NO. Name	Min	FG M-A	3P M-A	FT M-A	Rebounds			Fouls			TP	AS	TO	ST	Blocks			+/-
					OR	DR	TOT	PF	FD	BS					BA	BB		
25 Enrique Freeman	F 24:11	7-8	0-0	4-10	3	7	10	3	8	18	2	2	0	2	1	0	19	
2 Greg Tribble	G 29:39	1-5	0-0	5-7	1	1	2	0	4	7	3	0	0	0	0	0	15	
4 Trendon Hankerson	G 31:41	6-12	6-10	0-0	1	7	8	1	1	18	6	1	1	0	0	0	20	
5 Tavar Johnson	G 31:48	2-6	1-3	1-2	0	2	2	2	6	5	4	1	0	0	0	0	18	
13 Xavier Castaneda	G 31:46	3-12	3-9	9-9	1	4	5	0	4	17	3	0	0	0	0	1	23	
3 Kobe Mitchell	14:15	0-2	0-2	0-0	0	1	1	1	0	1	0	0	0	0	0	0	6	
11 Sammy Hunter	18:08	2-5	0-3	0-0	3	3	6	4	0	4	0	0	0	0	0	0	24	
34 Nate Johnson	15:48	4-6	1-2	0-0	0	1	1	1	0	9	0	1	4	0	0	0	13	
0 Amani Lyles	06:36	0-0	0-0	0-0	0	0	0	1	1	0	0	1	0	0	0	0	-8	
20 Evan Wilson	04:09	1-1	1-1	0-0	0	0	0	1	0	3	1	1	0	0	0	0	0	-1
12 Pat Mayfield	02:59	1-2	0-1	0-0	0	3	3	0	2	0	0	0	0	0	0	0	1	
Team					0	1	1			0	0							
Totals		27-59	12-31	18-28	9	30	39	14	21	84	21	10	7	2	2	2	26	

Technical Fouls:NONE

Shooting By Period

1 st FG%	9-29	31.0%
3PT%	3-15	20.0%
FT%	10-14	71.4%
2 nd FG%	18-30	60.0%
3PT%	9-16	56.3%
FT%	9-14	64.3%
GM FG%	27-59	45.8%
3PT%	12-31	38.7%
FT%	18-28	64.3%

Dead Ball Rebounds: 6, 0

Akron - 76

Record: 9-5 (1-0)

NO. Name	Min	FG M-A	3P M-A	FT M-A	Rebounds			Fouls			TP	AS	TO	ST	Blocks			+/-
					OR	DR	TOT	PF	FD	BS					BA	BB		
11 Sammy Hunter	F 13:59	1-5	0-0	0-0	0	1	1	2	1	3	0	0	1	0	0	0	5	
25 Enrique Freeman	F 30:31	10-18	0-0	7-10	4	11	15	1	11	27	2	2	3	0	0	0	24	
2 Greg Tribble	G 30:22	5-6	0-0	6-6	1	1	2	4	5	16	2	2	3	0	0	0	30	
4 Trendon Hankerson	G 32:47	1-8	1-7	0-0	1	5	6	2	3	8	4	1	0	2	0	0	20	
5 Tavar Johnson	G 29:17	3-9	1-3	1-2	1	0	1	4	0	4	0	0	1	1	0	0	6	
3 Kobe Mitchell	19:47	1-2	1-2	2-2	0	2	2	2	1	5	3	0	0	0	0	0	14	
34 Nate Johnson	25:53	3-6	1-2	1-2	1	1	2	1	2	8	0	0	0	0	0	0	22	
0 Amani Lyles	07:39	1-1	0-0	1-1	0	1	1	3	2	3	0	1	1	0	0	0	-1	
20 Evan Wilson	02:20	1-1	1-1	0-0	0	0	0	0	0	3	0	0	0	0	0	0	0	-2
12 Pat Mayfield	01:58	0-1	0-0	0-0	0	0	1	0	0	0	0	0	0	0	0	1	3	
Team					4	2	6			0	0							
Totals		26-57	6-20	18-23	12	25	37	19	24	76	11	11	7	4	4	4	25	

Technical Fouls:NONE

Shooting By Period

1 st FG%	9-27	33.3%
3PT%	2-9	22.2%
FT%	8-9	88.9%
2 nd FG%	17-30	56.7%
3PT%	4-11	36.4%
FT%	10-14	71.4%
GM FG%	26-57	45.6%
3PT%	6-20	30.0%
FT%	18-23	78.3%

Dead Ball Rebounds: 4, 0

Cu Akron

Biggest lead	0 (1 st 20:00)	29 (2 nd 1:02)
Best Scoring Run	9 (1 st 3:53)	10 (2 nd 5:01)
Lead Changes	0	
Times Tied	1	
Time with Lead	00:00	39:21

NIU AKRON

Biggest lead	4 (1 st 5:14)	25 (2 nd 1:05)
Best Scoring Run	6 (1 st 5:14)	11 (1 st 0:51)
Lead Changes	5	
Times Tied	5	
Time with Lead	05:40	31:02

Points from Turnovers: NIU 8 AKRON 24

Paint: NIU 26 AKRON 38

Second Chance: NIU 15 AKRON 10

Fast Breaks: NIU 4 AKRON 8

Bench: NIU 17 AKRON 19

Period by Period Scoring

1st 2nd TOT			
NIU	26	25	51
AKRON	28	48	76



Official Basketball Box Score - Final
Akron at Ball St.
01/06/23 Worthen Arena, Muncie, Ind.
2022-23 Men's Basketball

Game Time: 8:30 PM
Game Duration: 2:12



Official Basketball Box Score - Final
Akron at Bowling Green
01/10/23 Seck Center, Bowling Green
2022-23 Men's Basketball

Game Time: 7:00 PM
Game Duration: 1:48
Attendance: 1,844

Officials: John Floyd, Mason Siler, Jon Campbell

Officials: Edwin Young, John Hampton, Josh White

Akron - 63

Record: 9-6 (1-1)

NO. Name	Min	FG M-A	3P M-A	FT M-A	Rebounds			Fouls			TP	AS	TO	ST	Blocks			+/-
					OR	DR	TOT	PF	FD	BS					BA	BB		
21 Sammy Hunter	F 19:39	1-2	1-2	0-0	3	0	3	5	0	3	0	0	0	0	0	0	-11	
25 Enrique Freeman	F 33:44	9-13	0-0	5-6	5	9	14	4	5	23	1	4	2	2	0	0	-9	
2 Greg Tribble	G 29:																	



Official Basketball Box Score - Final
Akron at Central Mich.

Game Time: 7:00 PM
Game Duration: 1:57
Attendance: 1,509



Official Basketball Box Score - Final
Akron at Western Michigan

01/17/23 Read Field, Read Field, University Arena, Kalamazoo, Mich.
2022-23 Men's Basketball

Game Time: 2:00 PM
Game Duration: 1:59
Attendance: 2,288

Table with columns: NO., Name, Min, FG, 3P, FT, Rebounds, Fouls, TP, AS, TO, ST, Blocks, +/-

Table with columns: Shooting By Period, 1st FG%, 3PT%, FT%, 2nd FG%, 3PT%, FT%, GM FG%, 3PT%, FT%

Table with columns: NO., Name, Min, FG, 3P, FT, Rebounds, Fouls, TP, AS, TO, ST, Blocks, +/-

Table with columns: Shooting By Period, 1st FG%, 3PT%, FT%, 2nd FG%, 3PT%, FT%, GM FG%, 3PT%, FT%

Table with columns: NO., Name, Min, FG, 3P, FT, Rebounds, Fouls, TP, AS, TO, ST, Blocks, +/-

Table with columns: Shooting By Period, 1st FG%, 3PT%, FT%, 2nd FG%, 3PT%, FT%, GM FG%, 3PT%, FT%

Table with columns: NO., Name, Min, FG, 3P, FT, Rebounds, Fouls, TP, AS, TO, ST, Blocks, +/-

Table with columns: Shooting By Period, 1st FG%, 3PT%, FT%, 2nd FG%, 3PT%, FT%, GM FG%, 3PT%, FT%

Table with columns: Points from, Turnovers, Paint, Second Chance, Fast Breaks, Bench

Table with columns: Biggest lead, Best Scoring Run, Lead Changes, Times Tied, Time with Lead

Official Basketball Box Score - Final
Miami (OH) at Akron

Game Time: 7:00 PM
Game Duration: 2:11
Attendance: 1,030



Official Basketball Box Score - Final
Ohio at Akron

01/28/23 James A. Rhodes Arena, Akron, Ohio
2022-23 Men's Basketball

Game Time: 2:00 PM
Game Duration: 1:55
Attendance: 2,224

Table with columns: NO., Name, Min, FG, 3P, FT, Rebounds, Fouls, TP, AS, TO, ST, Blocks, +/-

Table with columns: Shooting By Period, 1st FG%, 3PT%, FT%, 2nd FG%, 3PT%, FT%, GM FG%, 3PT%, FT%

Table with columns: NO., Name, Min, FG, 3P, FT, Rebounds, Fouls, TP, AS, TO, ST, Blocks, +/-

Table with columns: Shooting By Period, 1st FG%, 3PT%, FT%, 2nd FG%, 3PT%, FT%, GM FG%, 3PT%, FT%

Table with columns: NO., Name, Min, FG, 3P, FT, Rebounds, Fouls, TP, AS, TO, ST, Blocks, +/-

Table with columns: Shooting By Period, 1st FG%, 3PT%, FT%, 2nd FG%, 3PT%, FT%, GM FG%, 3PT%, FT%

Table with columns: NO., Name, Min, FG, 3P, FT, Rebounds, Fouls, TP, AS, TO, ST, Blocks, +/-

Table with columns: Shooting By Period, 1st FG%, 3PT%, FT%, 2nd FG%, 3PT%, FT%, GM FG%, 3PT%, FT%

Table with columns: Points from, Turnovers, Paint, Second Chance, Fast Breaks, Bench

Table with columns: Biggest lead, Best Scoring Run, Lead Changes, Times Tied, Time with Lead





Official Basketball Box Score - Final
Akron at Buffalo
 01/12/23 Alumni Arena, Buffalo
 2022-23 Men's Basketball

Game Time: 7:00 PM
 Game Duration: 2:02
 Attendance: 5,001



Official Basketball Box Score - Final
Kent St. at Akron
 02/03/23 James A. Rhodes Arena, Akron
 2022-23 Men's Basketball

Game Time: 9:00 PM
 Game Duration: 2:13
 Attendance: 5,821

Officials: Bill Ek, Michael Griffin, Steve McLunkins

Officials: Chad Barlow, Todd Von Sossan, Greg Langsdorf

NO.	Name	Min	FG M-A	3P M-A	FT M-A	Rebounds		Fouls		TP	AS	TO	ST	Blocks		+/-	
						OR	DR	PF	FD					BS	BA		
11	Sammy Hunter	F 16:22	1-4	0-2	0-0	0	2	2	1	0	2	2	1	0	0	0	7
25	Enrique Freeman	F 36:26	9-15	0-0	0-2	1	8	9	2	5	18	2	2	0	2	3	18
2	Greg Tribble	G 31:46	1-7	0-1	2-2	0	2	2	2	1	4	8	2	2	1	2	15
4	Trendon Hankerson	G 31:02	4-7	2-3	0-0	0	2	2	1	1	10	5	1	2	2	0	9
13	Xavier Castaneda	G 35:32	10-12	7-8	5-6	2	1	3	3	5	22	1	5	0	1	0	13
34	Nate Johnson	19:25	4-5	2-2	0-0	0	4	6	2	1	10	1	3	0	0	0	20
5	Tavari Johnson	15:40	2-4	1-1	0-0	0	2	2	2	0	5	2	1	4	0	0	18
1	Garvin Clarke	09:39	0-1	0-1	0-0	0	0	0	0	1	0	2	0	2	0	0	-4
0	Amari Lyles	01:44	0-1	0-0	0-0	0	0	0	0	1	0	0	0	0	0	0	-2
3	Kobe Mitchell	00:45	0-0	0-0	0-0	0	0	0	0	0	0	0	0	0	0	0	-2
12	Pat Mayfield	00:45	0-0	0-0	0-0	0	0	0	0	0	0	0	0	0	0	0	-2
20	Evan Wilson	00:45	0-0	0-0	0-0	0	0	0	0	0	0	0	0	0	0	0	-2
Team										2	1	3				0	0
Totals		31:56	12-18	7-10	7-20	27	15	13	81	23	15	10	6	5	17		17

Technical Fouls:NONE

NO.	Name	Min	FG M-A	3P M-A	FT M-A	Rebounds		Fouls		TP	AS	TO	ST	Blocks		+/-	
						OR	DR	PF	FD					BS	BA		
1	LaQuill Hardnett	F 27:03	2-2	0-0	2-2	1	2	3	2	2	6	1	5	1	2	0	-11
23	Isaiiah Adams	F 29:44	5-10	1-5	2-2	1	4	5	2	0	13	2	4	1	0	0	-4
31	Isaac Jack	C 12:01	0-0	0-0	0-0	1	2	3	2	0	0	0	1	0	1	0	-13
3	Curtis Jones	G 35:33	8-19	2-7	1-2	3	3	6	1	5	19	4	1	2	1	3	-18
13	Yazid Powell	G 27:29	3-14	0-4	4-5	1	3	4	4	4	10	3	2	2	0	2	-17
2	Kidrell Blocker	G 30:35	4-6	1-2	0-1	0	1	1	0	1	9	5	3	1	0	1	-8
24	Jonivius Smith	27:14	1-2	0-0	2-2	2	4	6	3	1	4	1	2	0	1	0	-6
0	Karye Jones	08:18	0-0	0-0	1-2	0	0	0	1	1	1	0	0	0	1	0	-9
10	Devin Ceasar	01:18	0-2	0-1	0-0	1	1	0	0	0	0	0	0	0	0	0	-1
5	Zaakir Williamson	00:45	1-2	0-0	0-0	1	1	2	0	0	2	0	0	0	0	2	
Team										5	0	5				0	0
Totals		24:57	4-19	12-16	16	20	36	14	15	64	16	18	8	5	6	-17	

Technical Fouls:Coach 2nd 15:56

Biggest lead	AKN		BUF		Points from Turnovers	Points from Paint	Points from Second Chance	Points from Fast Breaks	Points from Bench	Period by Period Scoring			
	24 (2 nd 14:09)	1 (1 st 19:09)	1 (1 st 19:09)	1 (1 st 19:09)						1st	2nd	TOT	
Best Scoring Run	8 (1 st 5:49)		8 (2 nd 5:54)		26	17	30	34	8	13	AKN 42	39	81
Lead Changes	2		0		16	12	16	12	15	16	BUF 25	39	64
Times Tied	0		0										
Time with Lead	38:50		00:36										

NO.	Name	Min	FG M-A	3P M-A	FT M-A	Rebounds		Fouls		TP	AS	TO	ST	Blocks		+/-
						OR	DR	PF	FD					BS	BA	
4	Chris Payton	F 20:05	2-5	0-0	0-0	3	2	5	2	0	4	0	1	1	1	-17
33	Mirynne Thomas	F 30:55	1-2	0-1	1-4	0	2	2	3	5	3	0	2	0	0	-7
2	Maliq Jacobs	G 38:25	5-11	1-2	1-2	2	1	3	4	3	12	3	2	2	0	-8
3	Sincere Carry	G 40:00	5-17	2-13	3-3	0	5	5	3	2	15	3	6	1	0	-12
11	Giovanni Santiago	G 03:35	0-1	0-1	0-0	0	0	0	0	0	0	0	0	0	0	-6
42	Cl'ron Hornbeak	07:40	1-2	0-0	0-0	1	0	1	2	0	2	0	0	1	0	-5
13	Jalen Sullinger	34:34	5-11	3-6	0-0	0	3	3	3	0	13	0	0	1	0	-6
0	Nate Johnson	20:34	2-6	0-2	2-2	0	0	0	0	3	3	6	0	0	0	-1
1	Julius Rollins	01:35	0-1	0-1	0-0	0	0	0	0	0	0	0	0	0	0	-4
23	Delrecco Gillespie	02:37	0-0	0-0	0-0	0	0	0	0	1	0	0	0	1	0	-4
Team										4	5				0	0
Totals		21:56	6-26	7-11	10	18	28	21	14	55	7	11	7	1	4	-12

Technical Fouls:NONE

NO.	Name	Min	FG M-A	3P M-A	FT M-A	Rebounds		Fouls		TP	AS	TO	ST	Blocks		+/-	
						OR	DR	PF	FD					BS	BA		
11	Sammy Hunter	F 17:50	2-5	1-2	0-0	1	0	1	4	0	5	0	1	0	0	0	14
25	Enrique Freeman	F 37:01	4-6	1-1	10-12	3	14	17	1	7	19	3	2	0	3	1	14
2	Greg Tribble	G 32:28	2-5	0-0	0-0	1	2	3	4	4	4	4	4	0	0	0	4
4	Trendon Hankerson	G 30:46	2-7	2-6	0-0	0	1	1	1	0	6	1	1	0	1	0	1
13	Xavier Castaneda	G 36:29	6-14	5-9	7-9	0	3	3	1	8	24	0	2	1	0	0	10
34	Nate Johnson	18:52	0-1	0-1	1-2	0	0	0	2	1	1	1	0	2	0	0	2
5	Tavari Johnson	08:18	0-1	0-1	0-0	1	1	2	0	0	0	3	1	1	0	0	5
0	Amari Lyles	00:00	0-0	0-0	0-0	0	0	0	0	0	0	0	0	0	0	0	0
1	Garvin Clarke	18:16	3-6	0-2	2-2	0	3	3	1	1	8	0	0	2	0	0	10
Team										2	4	6				1	
Totals		19:45	9-22	20-25	8	28	36	14	21	67	12	13	6	4	1	12	

Technical Fouls:NONE

Biggest lead	KSU		AKRON		Points from Turnovers	Points from Paint	Points from Second Chance	Points from Fast Breaks	Points from Bench	Period by Period Scoring			
	0 (1 st 20:00)	15 (2 nd 12:23)	9 (2 nd 9:09)	8 (1 st 12:34)						1st	2nd	TOT	
Best Scoring Run	0 (1 st 20:00)		15 (2 nd 12:23)		12	14	28	18	11	9	AKRON 34	33	67
Lead Changes	0		0										
Times Tied	0		0										
Time with Lead	00:00		39:45										



Official Basketball Box Score - Final
Toledo at Akron
 02/07/23 James A. Rhodes Arena, Akron, Ohio
 2022-23 Men's Basketball

Game Time: 7:00 PM
 Game Duration: 2:00
 Attendance: 2,041

Officials: Tim Stewart, Michael Griffin, Josh White

NO.	Name	Min	FG M-A	3P M-A	FT M-A	Rebounds		Fouls		TP	AS	TO	ST	Blocks		+/-	
						OR	DR	PF	FD					BS	BA		
4	Setric Milner Jr.	F 33:22	6-12	2-3	6-8	1	8	9	2	6	20	3	1	0	0	14	
32	JT Shumate	F 31:39	5-7	0-1	4-6	2	2	4	4	5	14	1	0	1	2	0	11
0	Ra'heim Moss	G 33:16	1-4	1-4	0-0	0	2	2	1	0	3	1	2	0	0	0	16
10	Ray J Dennis	G 38:55	6-15	3-5	3-4	0	6	6	2	5	18	5	3	0	0	1	12
21	Darius Maddox Jr.	G 31:33	5-6	3-3	6-6	2	6	8	0	3	19	2	1	0	0	0	13
2	EJ Farmer	14:44	3-5	0-2	2-2	1	0	1	1	1	8	1	0	0	0	-11	
15	AJ Edu	14:25	0-1	0-0	2-2	1	1	2	2	1	0	0	0	0	2	-3	
13	Andre Loretsson	02:56	0-0	0-0	0-0	0	0	0	0	1	0	0	0	0	0	-2	
Team										0	1	1				0	
Totals		26:50	9-18	23-28	7	26	33	12	23	84	14	8	1	4	2	10	

Technical Fouls:Moss 1st 14:00 Team 1st 14:00

NO.	Name	Min	FG M-A	3P M-A	FT M-A	Rebounds		Fouls		TP	AS	TO	ST	Blocks		+/-	
						OR	DR	PF	FD					BS	BA		
11	Sammy Hunter	F 20:19	3-8	1-5	0-0	1	1	2	3	0	7	0	1	1	0	0	2
25	Enrique Freeman	F 28:29	5-11	0-0	0-1	4	8	12	4	2	10	3	2	0	0	2	4
2	Greg Tribble																



2022-23 Akron Men's Basketball Combined Team Statistics All games

Page 1/1
as of Feb 08, 2023

Game Records

Record	Overall	Home	Away	Neutral
ALL GAMES	17-7	12-1	4-3	1-3
CONFERENCE	9-2	5-1	4-1	0-0
NON-CONFERENCE	8-5	7-0	0-2	1-3

Score by Periods

Team	1st	2nd	OT	TOT
Akron	824	894	11	1729
Opponents	702	814	10	1526

Team Box Score

No.	Player				Total		3-Point		F-Throw		Rebounds								PTS	AVG		
		GP-GS	MIN	AVG	FG-FGA	FG%	3FG-3FGA	3FG%	FT-FTA	FT%	OFF	DEF	TOT	AVG	PF	DQ	A	TO			BLK	STL
13	CASTANEDA, Xavier	22-22	736:55	33.5	121-292	.414	76-190	.400	147-177	.831	16	80	96	4.4	30	0	60	44	2	25	465	21.1
25	FREEMAN, Enrique	24-24	730:10	30.4	141-238	.592	1-3	.333	79-125	.632	80	185	265	11.0	56	2	49	52	27	16	362	15.1
4	HANKERSON, Trendon	24-24	784:44	32.7	75-195	.385	56-146	.384	21-28	.750	10	91	101	4.2	50	0	49	32	13	19	227	9.5
11	HUNTER, Sammy	24-16	465:39	19.4	63-164	.384	30-104	.288	11-18	.611	22	40	62	2.6	40	1	12	12	2	4	167	7.0
2	TRIBBLE, Greg	24-24	690:27	28.8	58-147	.395	1-12	.083	37-51	.725	20	50	70	2.9	60	2	58	31	5	20	154	6.4
5	JOHNSON, Tavari	23-9	398:12	17.3	51-123	.415	18-52	.346	6-10	.600	7	39	46	2.0	38	0	47	39	3	22	126	5.5
34	JOHNSON, Nate	24-1	445:10	18.5	35-75	.467	14-32	.438	8-12	.667	21	45	66	2.8	38	1	18	24	1	19	92	3.8
1	CLARKE, Garvin	15-0	201:40	13.4	12-46	.261	4-26	.154	7-11	.636	13	16	29	1.9	15	0	11	13	2	8	35	2.3
0	LYLES, Amani	21-0	107:07	5.1	16-33	.485	0-1	.000	14-20	.700	15	8	23	1.1	29	1	3	8	7	8	46	2.2
3	MITCHELL, Kobe	18-0	218:19	12.1	12-39	.308	10-35	.286	4-4	1.000	2	11	13	0.7	18	0	8	6	1	8	38	2.1
20	WILSON, Evan	9-0	27:46	3.1	4-10	.400	4-8	.500	0-2	.000	0	1	1	0.1	4	0	3	2	0	2	12	1.3
12	MAYFIELD, Pat	8-0	18:51	2.4	2-6	.333	0-3	.000	1-2	.500	0	7	7	0.9	1	0	0	0	1	2	5	0.6
Team											43	43	86				8					
Total		24	4825		590-1368	.431	214-612	.350	335-460	.728	249	616	865	36.0	379	7	318	271	64	153	1729	72.0
Opponents		24	4825		561-1335	.420	156-468	.333	248-351	.707	210	577	787	32.8	436	11	275	310	78	136	1526	63.6

Team Statistics

	UA	OPP
Scoring	1729	1526
Points per game	72.0	63.6
Scoring margin	+8.5	-
Field goals-att	590-1368	561-1335
Field goal pct	.431	.420
3 point fg-att	214-612	156-468
3-point FG pct	.350	.333
3-pt FG made per game	8.9	6.5
Free throws-att	335-460	248-351
Free throw pct	.728	.707
F-Throws made per game	14.0	10.3
Rebounds	865	787
Rebounds per game	36.0	32.8
Rebounding margin	+3.3	-
Assists	318	275
Assists per game	13.3	11.5
Turnovers	271	310
Turnovers per game	11.3	12.9
Turnover margin	+1.6	-
Assist/turnover ratio	1.2	0.9
Steals	153	136
Steals per game	6.4	5.7
Blocks	64	78
Blocks per game	2.7	3.3
Winning streak	0	-
Home win streak	0	-
Attendance	25032	21660
Home games-Avg/Game	13-1926	7-3094
Neutral site-Avg/Game	-	4-2516

Team Results

Date	Opponent		Score	Att.
11/07/2022	South Dakota St.	Wot	81-80	2157
11/11/2022	vs Mississippi St.	L	54-73	5213
11/15/2022	Morgan St.	W	65-59	1759
11/21/2022	vs Western Ky.	W	72-53	1250
11/22/2022	vs LSU	L	58-73	1200
11/23/2022	vs Nevada	L	58-62	2400
11/30/2022	at Marshall	L	57-68	4012
12/04/2022	Muskingum	W	80-33	1466
12/11/2022	Jackson St.	W	85-72	1385
12/14/2022	Wright St.	W	66-54	1398
12/19/2022	Maine	W	87-55	1424
12/22/2022	at Bradley	L	55-74	3530
12/30/2022	Concord	W	84-58	1550
01/03/2023	NIU	W	76-51	0
01/06/2023	at Ball St.	L	63-70	3476
01/10/2023	at Bowling Green	W	74-70	1844
01/13/2023	Eastern Mich.	W	104-67	2177
01/17/2023	at Central Mich.	W	69-51	1509
01/21/2023	at Western Mich.	W	63-55	2288
01/24/2023	Miami (OH)	W	73-68	1620
01/28/2023	Ohio	W	83-77	2234
01/31/2023	at Buffalo	W	81-64	5001
02/03/2023	Kent St.	W	67-55	5821
02/07/2023	Toledo	L	74-84	2041



2022-23 Akron Men's Basketball Combined Team Statistics In Conference games

Game Records

Record	Overall	Home	Away	Neutral
ALL GAMES	9-2	5-1	4-1	0-0
CONFERENCE	9-2	5-1	4-1	0-0
NON-CONFERENCE	0-0	0-0	0-0	0-0

Score by Periods

Team	1st	2nd	OT	TOT
Akron	396	431	0	827
Opponents	328	384	0	712

Team Box Score

No.	Player				Total			3-Point			F-Throw		Rebounds									
		GP-GS	MIN	AVG	FG-FGA	FG%	3FG-3FGA	3FG%	FT-FTA	FT%	OFF	DEF	TOT	AVG	PF	DQ	A	TO	BLK	STL	PTS	AVG
13	CASTANEDA, Xavier	9-9	314:14	34.9	57-131	.435	33-86	.384	64-74	.865	8	29	37	4.1	18	0	21	20	1	11	211	23.4
25	FREEMAN, Enrique	11-11	340:51	31.0	72-117	.615	1-2	.500	52-71	.732	36	99	135	12.3	29	2	19	23	14	7	197	17.9
4	HANKERSON, Trendon	11-11	369:27	33.6	34-95	.358	27-76	.355	8-10	.800	4	38	42	3.8	26	0	25	15	9	7	103	9.4
11	HUNTER, Sammy	11-10	220:46	20.1	32-65	.492	18-44	.409	5-9	.556	10	14	24	2.2	24	1	4	8	1	3	87	7.9
2	TRIBBLE, Greg	11-11	340:22	30.9	29-69	.420	0-3	.000	22-27	.815	8	22	30	2.7	28	1	33	15	3	9	80	7.3
34	JOHNSON, Nate	11-0	200:43	18.2	16-32	.500	6-14	.429	6-8	.750	9	20	29	2.6	21	1	12	9	0	6	44	4.0
5	JOHNSON, Tavari	11-3	172:10	15.7	17-51	.333	5-20	.250	1-2	.500	2	14	16	1.5	22	0	21	15	1	8	40	3.6
1	LYLES, Amani	9-0	45:57	5.1	9-18	.500	0-1	.000	8-8	1.000	3	3	6	0.7	16	1	1	2	3	4	26	2.9
0	CLARKE, Garvin	7-0	63:37	9.1	5-16	.313	2-9	.222	3-4	.750	4	5	9	1.3	3	0	3	3	0	4	15	2.1
3	MITCHELL, Kobe	9-0	112:05	12.5	5-19	.263	5-17	.294	2-2	1.000	0	4	4	0.4	7	0	6	2	0	2	17	1.9
20	WILSON, Evan	4-0	10:53	2.7	2-4	.500	2-3	.667	0-0	.000	0	0	0	0.0	0	0	0	0	0	0	6	1.5
12	MAYFIELD, Pat	4-0	08:56	2.2	0-2	.000	0-1	.000	1-2	.500	0	3	3	0.8	1	0	0	0	1	1	1	0.3
Team											21	19	40					4				
Total		11	2200		278-619	.449	99-276	.359	172-217	.793	105	270	375	34.1	195	6	145	116	33	62	827	75.2
Opponents		11	2200		248-586	.423	69-220	.314	147-203	.724	98	253	351	31.9	206	8	116	140	34	53	712	64.7

Team Statistics

	UA	OPP
Scoring	827	712
Points per game	75.2	64.7
Scoring margin	+10.5	-
Field goals-att	278-619	248-586
Field goal pct	.449	.423
3 point fg-att	99-276	69-220
3-point FG pct	.359	.314
3-pt FG made per game	9.0	6.3
Free throws-att	172-217	147-203
Free throw pct	.793	.724
F-Throws made per game	15.6	13.4
Rebounds	375	351
Rebounds per game	34.1	31.9
Rebounding margin	+2.2	-
Assists	145	116
Assists per game	13.2	10.5
Turnovers	116	140
Turnovers per game	10.5	12.7
Turnover margin	+2.2	-
Assist/turnover ratio	1.3	0.8
Steals	62	53
Steals per game	5.6	4.8
Blocks	33	34
Blocks per game	3.0	3.1
Winning streak	0	-
Home win streak	0	-
Attendance	13893	14118
Home games-Avg/Game	6-2316	5-2824
Neutral site-Avg/Game	-	0-0

Team Results

Date	Opponent		Score	Att.
01/03/2023	NIU	W	76-51	0
01/06/2023	at Ball St.	L	63-70	3476
01/10/2023	at Bowling Green	W	74-70	1844
01/13/2023	Eastern Mich.	W	104-67	2177
01/17/2023	at Central Mich.	W	69-51	1509
01/21/2023	at Western Mich.	W	63-55	2288
01/24/2023	Miami (OH)	W	73-68	1620
01/28/2023	Ohio	W	83-77	2234
01/31/2023	at Buffalo	W	81-64	5001
02/03/2023	Kent St.	W	67-55	5821
02/07/2023	Toledo	L	74-84	2041