

# AKRON BASKETBALL

Game 26 | at Eastern Michigan



122nd Season | MAC Tournament Champions: 2009, 2011, 2013, 2022 | MAC Regular-Season Champions: 2012, 2013, 2016, 2017, 2020

## 2022-23 BASKETBALL SCHEDULE

Date	Opponent	TV	Time
Nov. 7	<b>South Dakota State</b>	..... W	81-80 OT
Nov. 11	Mississippi State \$	..... L	73-54
Nov. 15	<b>Morgan State</b>	..... W	65-59
Nov. 21	Western Kentucky %	..... W	72-53
Nov. 22	LSU %	..... L	73-58
Nov. 23	Nevada %	..... L	62-58
Nov. 30	Marshall	..... L	68-57
Dec. 4	<b>Muskingum</b>	..... W	80-33
Dec. 11	<b>Jackson State</b>	..... W	85-72
Dec. 14	<b>Wright State</b>	..... W	66-54
Dec. 19	<b>Maine</b>	..... W	87-55
Dec. 22	Bradley	..... L	74-55
Dec. 30	<b>Concord</b>	..... W	84-58
Jan. 3	<b>Northern Illinois *</b>	..... W	76-51
Jan. 6	Ball State *	..... L	70-63
Jan. 10	Bowling Green *	..... W	74-70
Jan. 13	<b>Eastern Michigan *</b>	..... W	104-67
Jan. 17	Central Michigan *	..... W	69-51
Jan. 21	Western Michigan *	..... W	63-55
Jan. 24	<b>Miami *</b>	..... W	73-68
Jan. 28	<b>Ohio *</b>	..... W	83-77
Jan. 31	Buffalo *	..... W	81-64
Feb. 3	<b>Kent State *</b>	..... W	67-55
Feb. 7	<b>Toledo *</b>	..... L	84-74
Feb. 10	Ohio *	..... L	90-81
Feb. 14	Eastern Michigan *	ESPN+	7 PM
Feb. 18	<b>Buffalo *</b>	.....	7 PM
Feb. 21	Toledo *	ESPN+	7 PM
Feb. 25	<b>Western Michigan *</b>	ESPN+	4 PM
Feb. 28	<b>Ball State *</b>	ESPN+	7 PM
March 3	Kent State *	WC	TBA

Home games **BOLD** | All Game Times and Dates subject to change | WC - MAC 21-day Wildcard Game Selection | \* MAC game  
\$ Barstool Sports Invitational - Philadelphia, Pa.  
% Cayman Islands Classic - Grand Cayman Island

## Akron (17-8, 9-3) at Eastern Michigan (6-19, 3-9)

Tuesday, Feb. 14 • George Gevin GameAbove Center

Ypsilanti, Mich. • 7 PM • ESPN+



EMU HEAD COACH

**Stan Heath** (EMU '88)

Overall Record: 225-247 (15th Season)

Record at EMU: 16-40 (2nd Season)

MAC Record: 25-25 (at EMU and Kent St.)



AKRON ZIPS HEAD COACH

**John Groce** (Taylor '94)

Career Record: 293-199 (15th Season)

Record at Akron: 111-67 (6th Season)

Overall MAC Record: 97-71 (at Ohio and Akron)

### ALL-TIME SERIES

Akron Leads: 35-23

Last Meeting: Akron 104, Eastern Michigan 67

First Meeting: Akron 62, Eastern Michigan 55

In Akron: 20-9, Neutral: 3-1, In Ypsilanti: 12-13

Groce vs. EMU 6-3 (8-5 Overall)

at James A. Rhodes Arena on Jan. 13, 2023

in Akron on Feb. 3, 1968

### BROADCAST

**TV/Video:** ESPN+ Ryan Wooley (pxp), Justin Rose (analyst) and Dannie Rogers (sideline)

**Radio:** Akron Sports Network - **Dave Skoczen** (PxP), **Joe Dunn** (Analyst)-WHLO 640 AM (iHeart Radio)

**Live Stats:** GoZips.com/Schedule - Live Stats

### QUICK HITS

- Akron is one of two teams in the MAC to play 5 Top 100 NET teams in non-conference play this season: Buffalo (6), Akron (5), Miami (4), Eastern Michigan (3), Northern Illinois (3), Ohio (3), Kent State (3), Toledo (3), Western Michigan (3), Central Michigan (2), Ball State (0), Bowling Green (0).

- Akron is 17-8 this season with all losses coming from opponents in the Top 100 NET rankings with a total win-loss record of 57-14 before conference play: 76 LSU (12-1), 37 Mississippi State (11-2), 55 Nevada (12-3), 66 Marshall (12-3), 62 Bradley (10-5). Zips fell to 100 Ball State, 102 Toledo and 145 Ohio.

- The Naismith Basketball Hall of Fame announced the Top 10 candidates for the 2023 Karl Malone Award. Enrique Freeman (Akron), Drew Timme (Gonzaga), Ažuolas Tubelis (Arizona), Trayce Jackson-Davis (Indiana), Hunter Tyson (Clemson), Kris Murray (Iowa), DaRon Holmes II (Dayton), Norchad Omier (Miami (Fla.)), Kyle Filipowski (Duke) and Bryce Hopkins (Providence).

- Freeman and Castaneda rank in the NCAA Top 30 players in six categories  
**Freeman:** 5th REBS (277), 6th REBS/G (11.1), 9th DREB/G (7.6), 11th Double-Doubles (13), 16th OREB/G (3.4), 26th FG% (59.4), 1 of 14 to avg dbl-dbl, 1 of 16 avg. dbl digit rbs  
**Castaneda:** 5th FTM (155), 6th 3PT FG/G (3.57), 6th FTA (186), 8th PPG (21.7), 12th 3PT Made (82), 25th 3PT Attempts (200), 26th Total Points (499) and 33rd 3PT FG% (.410).

Akron	STAT BREAKDOWN	EMU
72.4	SCORING AVERAGE	74.4
+7.8	SCORING MARGIN	-7.5
.434	FG PERCENTAGE	.445
.354	3PT PERCENTAGE	.334
9.0	3PT FG MADE PER GAME	6.8
.722	FT PERCENTAGE	.762
35.9	REBOUND PER GAME	31.5
+3.1	REBOUNDING MARGIN	-5.6
13.1	ASSISTS PER GAME	10.2
11.3	TURNOVERS PER GAME	11.7
6.3	STEALS PER GAME	6.6
2.8	BLOCKS PER GAME	2.2

2022-23 AKRON BASKETBALL

**PROBABLE STARTERS**



## AKRON QUICK FACTS

Location ..... Akron, Ohio (44325)  
 Population ..... 200,000 (fifth largest in Ohio)  
 Founded ..... 1870 (as Buchtel College)  
 Enrollment ..... 20,500  
 Nickname ..... Zips  
 Colors ..... Blue (PMS 282) and Gold (PMS 7503)  
 Conference ..... Mid-American  
 President ..... Dr. Gary L. Miller  
 Director of Athletics ..... Charles Guthrie  
 Deputy AD ..... Markus Jennings  
 Sr Associate AD/SWA ..... Jackie Wallgren  
 Faculty Athletics Representative ... Dr. Matthew Juravich  
 Athletic Dept. Phone: ..... (330) 972-7080  
 Ticket Office Phone: ..... 1-888-99-AKRON

## JAMES A. RHODES ARENA

Capacity ..... 5,500  
 Opened ..... December 3, 1983  
 ..... W, 78-74 over Eastern Michigan  
 Seating ..... 2,096 arm-chair seating  
 ..... 3,404 bleacher-style seating  
 Record at Rhodes Arena.... 453-136 (.767) - 39 Seasons  
 Record under John Groce ..... 111-66 (6th Season)  
 Press Row Phone ..... (330) 374-8771

## PROGRAM HISTORY

Seasons of Basketball ..... 122nd  
 First Season of Basketball ..... 1901-02  
 Seasons of Division I Basketball ..... 42nd  
 First Season of Division I Basketball ..... 1980-81  
 All-Time Record ..... 1,688-1,069 (.611)  
 All-Time Division I Record ..... 727-549 (.564)  
 All-Time MAC Record ..... 297-240 (.543) 29 seasons  
 MAC Tournament Titles ..... 4 (2009, 2011, 2013, 2022)  
 MAC Regular Season Titles 5 (2012, 2013, 2016, 2017, 2020)  
 NCAA Tournament Appearances ..... 14  
 NCAA DI Tournament Appearances (Yrs) .5 (1986, 2009, 2011, 2013, 2022)  
 NIT Appearances (Yrs) 7 (1987, 1989, 2006, 2008, 2012, 2016, 2017)  
 CBI Appearances (Yrs) ..... 1 (2010)  
 CIT Appearances (Yrs) ..... 1 (2014)

## GoZips.com

Twitter ..... @ZipsMBB | @JohnGroce | @AkronZips  
 Facebook ..... Facebook.com/ZipsMBB | /AkronZips  
 Instagram ..... @ZipsMBB  
 YouTube ..... YouTube.com/ZipsAthletics

## ATHLETICS COMMUNICATIONS

**Brian Dennison** (Men's Basketball Contact)  
 Assistant Director for Communications  
 (330) 972-6292 office | (330) 962-0366 cell  
 bld2@uakron.edu

**Sean Palchick** (Women's Basketball Contact)  
 Associate Director of Athletics Communications  
 Office Phone: (330) 972-2677  
 Email: spalchick@uakron.edu

## WHAT'S AHEAD

Akron looks to snap a two-game setback streak in Ypsilanti, Mich. as the Zips travel for a rematch against the Eastern Michigan Eagles on Tuesday, Feb. 13 at 7 p.m. The game will be broadcasted ESPN+ from the George Gevin GameAbove Center with Ryan Wooley (pxp) and Justin Rose (analyst) on the call and Dannie Rogers (sideline) reporting. Fans can listen to Akron Sports Radio Network on WHLO 640 AM with Dave Skoczen (PxP) and Joe Dunn (analyst). Live stats are also available on GoZips.com.

## THE AKRON-EASTERN MICHIGAN SERIES

Tuesday's game marks the 59th meeting in series history between Akron and Eastern Michigan, and 15th meeting for a Groce coached squad, 11th at Akron. Akron holds a 35-23 all-time series advantage while Groce is 9-5 overall against the Eagles all-time and 7-3 at Akron.

The Zips have won 25 of the last 31 meetings, including 12-of-15 games. Akron won the first meeting of the season 104-67 at The JAR. Zips swept the 2021-22 series, winning 46-44 at James A. Rhodes Arena and 67-48 at Gervin GameAbove Center. The two teams split the 2020-21 season series with lopsided victories defending their respective home courts. Eastern Michigan won the first meeting this season 71-59 at EMU Convention Center and Akron claimed the second meeting 86-65 at The JAR.

Akron won both meetings in 2019-20 (59-58 H and 64-45 A) and the lone meeting in 2018-19 season (51-49 A), snapping EMU's two-game winning streak. In 2017-18, Eastern Michigan snapped Akron's five game winning streak in the series with a 63-49 win at the Convocation Center. In addition, the Eagles came from behind to advance to the semifinals of the MAC Tournament with a 67-58 win. EMU overcame a 19-point deficit in the second half, 47-28 Zips with 12:30 remaining in the game.

The Zips won both regular-season meetings in 2016-17, 70-63 on Jan. 20, at Rhodes Arena and 87-76 on Feb. 10, at the EMU Convocation Center. The Zips and the Eagles played a third time during the 2016-17 season. Akron met Eastern Michigan in the quarterfinal of the MAC Tournament for the second-straight season. The No. 1 ranked Zips defeated the No. 8 ranked Eagles, 79-62, at Quicken Loans Arena on March 9, 2017. Akron is 5-1 in the MAC Tournament against the Eagles.

## SCOUTING THE EAGLES

Under the direction of second-year head coach Stan Heath, the Eagles own a 6-19 overall record and stand 3-9 in MAC play. The Eagles posted their first league win against Central Michigan (62-56), but fell in the opener to Bowling Green (91-65) and the last time out at Western Michigan (85-79). EMU is 4-6 at home, 2-10 on the road and 0-3 in neutral site games this season.

The Eagles average 74.4 points per game on 44.5 percent shooting from the floor and 33.4 percent effort from beyond the 3-point arc, draining 6.8 triples a game. In addition, the Eagles shoot 76.2 percent from the free throw line with 14.1 FT made per game.

EMU has three players scoring in double figures led by the MAC leading scorer Emoni Bates. Bates averages 20.5 points per game and a team-high 5.7 rebounds per game with 136 total boards. He shoots 42.5 percent from the field, including a 35.7 percent average from deep while knocking down a team-best 65 trifectas. He visited the charity stripe on 125 occasions and cashed in with 99 bonus buckets for a 79.2 free throw percentage. Bates adds 34 assists, 20 steals and 10 blocked shots.

Tyson Acuff and Noah Farrakhan follow, averaging 15.2 and 12.9 points per game, respectively. Acuff is second from beyond the arc, draining 46 triples at a 34.8 rate, while Farrakhan follows with 19 3-point makes at a 25.7 clip. Acuff leads the squad in assists (66) and steals (33) and adds 67 rebounds to the team total. Farrakhan dished out 64 assists and grabbed 101 total boards with 18 steals.

Defensively, Eastern Michigan allows its opponents to score 80.8 points per game on 48.6 percent shooting from the floor and 34.3 percent from 3-point range, allowing 8.6 long distance strikes per night. The Eagles caused 313 turnovers (12.5 to/g) with 164 steals (6.6 stl/g). EMU is outrebounded by the opponent by a -5.6 margin as the opponent grabbed 927 total boards (37.1 rebs/g) compared to the 787 total rebounds (31.5 rebs/g) secured.

## ON THE ROAD

Akron is 4-4 in true road games this season, dropping the last game to Ohio (90-81) before winning four straight games after snapping a three-game setback streak at Bowling Green (74-70) and following with wins at Central Michigan (69-51), Western Michigan (63-55) and Buffalo (81-64). Akron fell to Ball State (70-63), Marshall (68-57) and Bradley (74-55). The Zips are 1-3 in neutral site games this season. Akron finished 8-4 on the road in 2021-22, dropping the season opening game to Ohio State (67-66) as time expired and defeating Wright State by a decisive 18 points (66-48). The Zips second road setback came against Kent State (67-55) in the first installment of the 2021-22 Wagon Wheel series. Zips bounced back with 91-66 win over Bowling Green and a 60-56 win over Central Michigan. The Zips fell at Toledo (84-76). Zips defeated Miami (71-59) and NIU (70-64) in back-to-back road contests but fell to WMU (61-57). Akron defeated Eastern Michigan 67-48, Ohio (91-83) and Ball State (79-60) to end the season.

## TEAM CAPTAINS

For the first time in six seasons, Akron head coach John Groce named captains for Zips basketball. Enrique Freeman, Xavier Castaneda, Greg Tribble and Trenderon Heankerson were nominated and accepted their new roles as Akron heads into Mid-American Conference play.



## 2022-23 AWARDS AND HONORS

### Karl Malone Award Top 10

Enrique Freeman (Feb. 6)

### MAC Player of the Week

Xavier Castaneda (Feb. 6)

Enrique Freeman (Jan. 9)

Enrique Freeman (Jan. 30)

### Lute Olson Player of the Week

Xavier Castaneda (Feb. 6)

### Cayman Islands Classic

#### All-Tournament Team

Xavier Castaneda

## 2022-23 PRESEASON POLL

### MAC Men's Basketball Preseason Coaches Poll

1. Kent State (6) - 135 points
2. Toledo (4) - 131
3. Akron (2) - 127
4. Ball State -- 94
5. Ohio -- 91
6. Buffalo -- 82
7. Eastern Michigan -- 68
8. Western Michigan -- 66
9. Bowling Green -- 42
10. Central Michigan -- 38
11. Miami -- 36
12. Northern Illinois - 26

**MAC Tournament Champion:** Kent State (4), Toledo (3), Akron (2), Eastern Michigan (1), Western Michigan (1)

### Preseason All-MAC First Team

Enrique Freeman, F, Akron, Jr.  
Payton Sparks, C, Ball State, So.  
Sincere Carry, G, Kent State, R-Sr.  
JT Shumate, F, Toledo, Sr.  
Lamar Norman Jr., G, Western Michigan, Sr.

### Preseason All-MAC Second Team

Xavier Castaneda, G, Akron, Sr.  
Kevin Miller, G, Central Michigan, So.  
Emoni Bates, F, Eastern Michigan, So.  
Malique Jacobs, G, Kent State, R-Sr.  
Setric Millner Jr., F, Toledo, Sr.

### 2021-22 MAC Postseason Awards

#### Defensive Player of the Year

Enrique Freeman

**All-Defensive Team** - Enrique Freeman

**Second Team All-MAC** - Enrique Freeman

**Honorable Mention** - Xavier Castaneda

In 2021-22, Freeman ranked No. 1 in the nation in field goal percentage (.665) and landed in the NCAA Top 20 in six categories: No. 4 total rebounds (367), No. 6 rebounds per game (10.8), No. 8 double-doubles (18), No. 9 defensive rebounds per game (7.53) and No. 19 offensive rebounds per game (3.26). Freeman was one of 13 players in the NCAA to average a double-double in points (13.2) and rebounds (10.8). He led the MAC in 5-of-6 categories,

## AKRON IN THE MAC

Akron is 49-19 over the last three seasons in MAC play, owning the highest winning percentage (.714) in the league. The Zips are 35-15 in the MAC under the new conference format without divisions (new in 2020-21). Akron is 86-24 (.795) at home in league play since the start of the 2011 MAC schedule. UA has seen a ton of success in league play since the start of the 2004-05 season, and is 218-101 overall (.681), including a 131-31 mark in MAC play at home (.822). The Zips' 218 wins are the most in the league during that stretch. The Zips have won 133 of their last 191 MAC games (.694).

## THE POLLS - ZIPS ENTER MID-MAJOR TOP 25 POLL ON FEB. 6

The Akron Zips appeared on The CollegeInsider.com Mid-Major Top 25 Poll, ranking 18th overall on Feb. 6, 2023 as a result of an eight-game winning streak and taking over sole position at the top of the MAC, defeating rival Kent State 67-55. In the Ken Pom rankings, Akron ranks 95th overall in the NCAA, and 89th in defensive efficiency (100.7) and 126th in adjusted offensive efficiency (107.5). Akron is No. 1 in the MAC in adjusted defensive efficiency (101.9) and No. 2 adjusted offensive efficiency (113.7). The Zips rank No. 93 in the NCAA NET Rankings.

## MR. DOUBLE-DOUBLE

Enrique Freeman is 1-of-14 players in the NCAA to average a double-double, scoring 15.3 points per game and grabbing 11.1 boards per contest. He ranks 11th in the NCAA with 13 double-doubles which tops the MAC. He pulled down double-digit rebounds in 16-of-25 outings, including a 15-rebound, 32-point career-best performance against Ohio. In addition, he has 18 double-digit scoring efforts, scoring 27, 23 (2x), 21 (2x), 20, 19, 18 (3x), 17 (2x), 14, 13 (2x), 11 and 10 (2x)-points. He is currently ranked in rebounds per game (11.1 - 6th-NCAA, 1st-MAC), double-doubles (13 - 11th-NCAA, 1st-MAC), total rebounds (277 - 5th-NCAA, 1st-MAC), defensive rebounds per game (7.60 - 9th-NCAA, 1st-MAC), offensive rebounds per game (3.48 - 16th-NCAA, 2nd-MAC) and field goal percentage (59.4 - 26th NCAA - 2nd MAC). Freeman earned MAC Player of the Week (twice), averaging 25 points and 14.5 rebounds to open league play (Jan. 9) and 22.5 points and 11.5 rebounds (Jan. 30) for a pair of league wins. .

## X FACTOR

Castaneda leads the Akron Zips and the MAC scoring with 21.7 points per game (8th NCAA, 1st MAC). He scored in double figures 22-of-23 games, including a six 30+ point performances. He set a career-high 34 points against Ohio, registered 33 against Maine, tallied 32 against Western Michigan, Miami and Buffalo after opening the season with 31 points against South Dakota State. He is shooting 41.0 percent from long distance (33rd NCAA, 2nd MAC) and averages 3.57 trifectas per game (6th NCAA, 1st MAC) with a team-best 82 triples (12th NCAA, 1st MAC). Castaneda is the squad's assist leader, dishing out 2.65 helpers per game with 61 assists to date. He ranks in the NCAA Top 5 in free throws made (155 - 5th NCAA, 1st MAC), free throw attempts (186 - 6th NCAA, 1st MAC). Castaneda was named to the 2022 Cayman Islands Classic All-Tournament team, averaging 18.3 points, 4.3 rebounds and 2.7 assists.

## JOHNSON N JOHNSON

Freshmen Nate Johnson (redshirt) and Tavari Johnson are starting to impact the Zips offensive output. Nate Johnson averages 18.9 minutes per game, scoring 3.9 points on 46.8 percent shooting from the floor. He shoots 44.1 percent from deep, draining 15-of-34 long-distance buckets. He impacts both ends of the floor, grabbing 71 rebounds for 2.8 per game and adds 21 steals. Tavari Johnson had a breakout game against Nevada in the Cayman Islands with a career-high 21 points on 9-of-10 shooting from the field and a perfect 3-of-3 showing from downtown. He joined the starting lineup on Dec. 4 and averages 16.9 minutes and 5.4 points per game. He shoots 40.6 percent from the floor and 35.2 percent from deep with 19 made trifectas. He adds 47 rebounds, 47 assists and 22 steals.

## HOME SWEET HOME

The Zips own a 453-136 (.767) all-time record at Rhodes Arena. In the last 16 seasons, Akron has posted a 249-39 (.864) record at the JAR. Under coach Groce Akron is 73-14 (.825) at home. The Zips are 12-1 at home in 2022-23. Akron went 12-4 at Rhodes Arena in Groce's first year as head coach and followed with a 14-3 effort. The Zips went 15-2 at home in 2019-20 en route to the regular season MAC Championship. During COVID shortened season, Akron posted a 9-1 mark at the JAR (2020-21) and last season the Zips posted a 12-3 record. Groce became the third Akron coach since 1940 to win his first six home games in the first season as head coach. The Zips rattled off seven straight wins at the JAR before falling in the MAC home opener to Buffalo. The Zips set the all-time longest home winning streak record at Rhodes Arena with 30 consecutive wins during the 2015-17 seasons, replacing the 26-game run the Zips made during the 1985-87 seasons under head coach Bob Huggins. The streak ranked No. 2 in the NCAA.

## LAST TIME VS THE BOBCATS

The Akron Zips defeated the Ohio Bobcats 83-77 behind a career performance by junior forward Enrique Freeman at James A. Rhodes Arena. The combination of a dominant outing by Freeman and lethal long-range shooting was too much for Ohio to overcome as the Zips snapped the Bobcats two-game winning streak to remain unbeaten at home (11-0). Freeman recorded his tenth double-double of the season with a career-high 32 points and 15 rebounds and had plenty of support from senior guard Xavier Castañeda (16 points), graduate transfer guard Tendon Hankerson (14) and junior forward Sammy Hunter (nine).

Akron seized control after a close start that saw the two sides swap leads to tip off the game, building a lead of as many as 19 and holding off the Bobcats down the stretch. It's the sixth straight win for the Zips (15-6, 7-1 MAC), who remain tied for first place in the MAC. The victory featured 9-of-16 shooting from long range by Akron, besting their previous top effort of 55 percent from 3-point range in a Dec. 19 win over Maine. Castaneda helped lead the 3-point barrage, including a key triple with 8:30 left in the game to stem the tide after the Bobcats (11-10, 3-5 MAC) cut their deficit to eight. Hunter and Hankerson each made all three of their triple tries.

Freeman keyed a 22-5 run over a span of 5:53 midway through the first half with eight points and back-to-





## AKRON'S RECORD WHEN...

<b>At home</b>	<b>12-1</b>
<b>On the road</b>	<b>4-4</b>
<b>Neutral</b>	<b>1-3</b>
Playing on National TV	2-2
In overtime	1-0
<b>In games decided by 1-2 points</b>	<b>1-0</b>
<b>In games decided by 3-5</b>	<b>3-1</b>
<b>In games decided by 6-10 points</b>	<b>3-3</b>
<b>In games decided by 11-20 points</b>	<b>5-3</b>
<b>In games decided by 21 or more</b>	<b>4-0</b>
Scoring First	12-1
Leading at half	11-2
Tied at half	3-0
Trailing at half	2-6
<b>Leading with 10:00 remaining</b>	<b>12-2</b>
<b>Trailing with 10:00 remaining</b>	<b>4-6</b>
<b>Tied with 10:00 remaining</b>	<b>0-0</b>
Leading with 5:00 remaining	13-2
Trailing with 5:00 remaining	2-6
Tied with 5:00 remaining	1-0
<b>UA shoots 50% or better</b>	<b>8-1</b>
<b>UA shoots less than 50%</b>	<b>8-7</b>
UA shoots better than opponent	13-2
UA shoots worse than opponent	3-6
UA shoots the same FG% as opponent	0-0
<b>Opponent shoots 50% or better</b>	<b>4-3</b>
UA out-rebounds opponent	10-4
Opponent out-rebounds UA	4-4
Rebounds are tied	1-0
<b>UA shoots 70% or better at FT line</b>	<b>12-4</b>
UA has more FT attempts	11-2
Opponent has more FT attempts	3-56
FT attempts are tied	0-0
<b>UA shoots 40% or better from 3-point</b>	<b>6-5</b>
<b>UA shoots under 40% from 3-point</b>	<b>9-3</b>
UA has more turnovers than opponent	2-6
UA has less turnovers than opponent	12-2
Turnovers are tied	2-0
<b>UA scores 90-plus points</b>	<b>1-0</b>
<b>UA scores 80-89 points</b>	<b>7-1</b>
<b>UA scores 70-79 points</b>	<b>3-1</b>
<b>UA scores 60-69 points</b>	<b>4-1</b>
<b>UA scores 50-59 points</b>	<b>0-5</b>
<b>UA scores 49 or less points</b>	<b>0-0</b>
Opponent scores 90-plus points	0-1
Opponent scores 80-89 points	2-1
Opponent scores 70-79 points	3-4
Opponent scores 60-69 points	3-2
Opponent scores 50-59 point	7-0
Opponent scores 49 or less points	1-0

## AKRON STREAKS...

Current Streak	Lost 1
Home Court Streak	Lost 1
Road Streak	Lost 1
Neutral Court Streak	Lost 2
Last 5 Games	3-2
Last 10 Games	8-2

## AKRON BY MONTH...

November	3-4
December	5-1
January	7-1
February	1-2
March	0-0

## AKRON BY DAY OF THE WEEK...

Sunday	2-0
Monday	3-0
Tuesday	5-2
Wednesday	1-1
Thursday	0-1
Friday	3-3
Saturday	2-1

back threes from the top of the key by Hankerson, combined with a technical foul on the Bobcats, helped Akron expand its lead to 19 at 44-25 heading into the final media timeout of the frame. It was the Freeman show throughout the half, as he consistently beat Ohio defenders to the hoop for layups and dominated the glass, posting 16 points and eight rebounds before the break. His efforts helped stake the Zips to a 47-30 halftime lead. As a team, Akron shot a sizzling 63 percent from the field in the opening 20 minutes, including 7-of-11 from 3-point range. They also notched a 16-9 rebounding edge, controlling the paint as well as the perimeter.

Junior guard Jaylin Hunter led Ohio with 16 points and freshman guard A.J. Brown chipped in with 15 for the visitors.

## LAST TIME OUT

The Akron Zips dropped an 84-74 decision to the visiting Toledo Rockets, suffering their first home loss of the season and snapping an eight-game winning streak at James A. Rhodes Arena.

Senior guard Xavier Castaneda led Akron with a game-high 23 points, graduate transfer guard Trendon Hankerson contributed 20 and junior forward Enrique Freeman posted 10 points and 12 rebounds in the contest for his 12th double-double.

The Zips (17-7, 9-2 MAC) relied on their Mid-American Conference-leading scoring defense to keep themselves in the game, recording five steals and holding Toledo below its scoring average of 84.9 points per game. Despite foul trouble, Freeman notched his 15th double-digit rebounding effort of the season, maintaining his position as the MAC's top rebounder.

Despite facing deficits throughout the game, Akron battled back time and again, closing to within three (55-52) early in the second half. Later in the frame, a pair of free throws brought the Zips within three, but the Rockets (18-6, 9-2 MAC) were able to prevail down the stretch.

The Zips were able to slow Toledo's offense following a fast start for the visitors, who entered the game leading the MAC in scoring. After posting 19 points in the first 10:18 of the game, the Rockets managed just five in the next 5:43, a span in which they shot 1-of-5 and committed three turnovers. The two teams traded baskets down the stretch heading into the half, with Toledo holding a 36-27 lead at the break.

Senior forward Setric Millner led Toledo with 20 points and sophomore guard Dante Maddox added 19 for the visitors.

## CASTANEDA NAMED MAC PLAYER OF THE WEEK

Senior guard Xavier Castaneda was named Mid-American Conference Player of the Week after leading Akron to a pair of wins and sole possession of first place in the regular season MAC standings as the Zips defeated Buffalo on the road (81-64) and rival Kent State at home (67-55), the league announced Monday.

Akron is riding an eight-game winning streak and 12-0 at The JAR as Castaneda averaged 28 points per game on 61.5 percent shooting from the floor (16-of-26), including an impressive 70.6 percent from beyond the 3-point arc (12-of-17) and 80.0 percent from the charity stripe (12-of-15). He added six rebounds, one assist, one steal and one blocked shot. Castaneda scored 56 total points for the week.

He opened the week with 32-points, his third 32-point effort in four games. Castaneda buried 10-of-12 shots from the field, including a 7-of-8 performance from downtown and 5-of-6 from the free throw line. He grabbed three boards with an assist and a block.

In the Wagon Wheel showdown, the Chicago native, registered 24 points to pace the Zips over their rival Kent State. He shot 6-of-14 from the floor and 5-of-9 from long distance. He sank 7-of-9 bonus buckets with three rebounds and a steal.

## FREEMAN NAMED MAC PLAYER OF THE WEEK X2

Junior forward Enrique Freeman was named Mid-American Conference Player of the Week on Jan. 9 and 30. Freeman earned his second award after leading Akron to a pair of home wins over Miami (73-68) and Ohio (83-77) at home. Freeman averaged a double-double with 22.5 points and 11.5 rebounds while shooting 76.0 percent from the floor (19-of-25). He added four assists and a blocked shot while grabbing 16 defensive rebounds and seven offensive boards. Freeman had an incredible performance to lift the Zips over the Bobcats, recording 10th double-double of the season with a career-high 32 points and 15 rebounds. He shot 77.8 percent from the floor (14-of-18) and dished out two assists while grabbing 11 defensive rebounds. Against Miami, Freeman scored 13 points on 5-of-7 shooting from the field and grabbed eight rebounds with two assists.

In the opening week of MAC play, Freeman led the Zips to a 1-1 overall mark by averaging a double-double with 25 points and 14.5 rebounds. Freeman posted his seventh and eighth double-double of the season. He shot 61.3 percent from the field (19-of-31) and 75.0 percent from the free throw line (12-of-16) while adding five steals, three assist and two blocked shots. In the MAC opener, Freeman registered a (then) career-high 27 points and matched a season-best 15 rebounds en route to a 76-51 win over Northern Illinois at the JAR. He shot 55.6 percent from the field (10-of-18) and added a 70.0 percent showing from the charity stripe (7-of-10) and also swiped team-best three steals with two assists. In the second MAC game of the week, a 70-63 setback at Ball State, Freeman led all scorers with 23 points and grabbed a game-high 14 rebounds. He shot 69.2 percent from the field (9-of-13) with an 83.3 performance from the free throw line (5-of-6), while adding two blocks, two steals and one assist.

## RETURN TO THE CAYMAN ISLANDS CLASSIC

The Akron men's basketball team placed fourth overall at the 2022 Cayman Islands Classic as the Zips fell 62-



## 1,000 CAREER POINT CLUB

Rk.	Pts.	(Games)
1.	2,583*	Joe Jakubick, 1980-84 (108)
2.	2,028	Len Paul, 1969-73 (107)
3.	1,810	Eric McLaughlin, 1985-89 (115)
4.	1,657	John Britton, 1975-79 (91)
5.	1,630	Bill Turner, 1962-67 (106)
6.	1,587	Loren Cristian Jackson, 2018-21 (87)
7.	1,577	Jimmal Ball, 1997-2000 (107)
8.	1,491	Romeo Travis, 2004-07 (122)
9.	1,445	Don Williams, 1963-67 (107)
10.	1,442	Alex Adams, 1959-61 (85)
11.	1,437	Bob Smith, 1964-68 (102)
12.	1,425	Mike Harkins, 1951-56 (65)
13.	1,415	Mark Alberts, 1988-93 (106)
14.	1,413	Shawn Roberts, 1985-89 (117)
15.	1,377	Darryl Peterson, 2002-06 (122)
16.	1,374	Isaiah Johnson, 2013-2017 (136)
17.	1,319	Jim Fenton, 1951-54 (66)
18.	1,283	Jami Bosley, 1998-2000 (75)
19.	1,265	Zeke Marshall, 2010-13 (138)
20.	1,259	Jimond Ivey, 2015-2019 (133)
21.	1,258	Fritz Nagy, 1943-47 (63)
22.	1,229	Fred Golding, 1955-59 (97)
23.	1,217	Bob Whaley, 1956-60 (99)
24.	1,215	George Phillips, 1996-2000 (109)
25.	1,210	Jerry Sloan, 1964-68 (100)
26.	1,193	Climon Lee, 1957-61 (95)
27.	1,190	Derrick Tarver, 2003-04 (55)
28.	1,185	Anthony Buford, 1987-90 (80)
29.	1,158	Nikola Cvetinovic, 2009-12 (141)
30.	1,152	Ray Pryear, 1955-59 (91)
31.	1,151	Jeremiah Wood, 2004-08 (101)
32.	1,147	Daniel Utomi, 2015-2019 (97)
33.	1,143	Ryan Andrick, 1996-2000 (102)
34.	1,142	Brett McKnight, 2007-11 (125)
35.	1,136	Andy Hipsher, 2000-04 (120)
36.	1,120	Cedrick Middleton, 2005-08 (130)
37.	1,108	Marcel Boyce, 1985-87 (59)
38.	1,091	Demetrius Treadwell, 2012-2014 (96)
39.	1,087	Nick Dials, 2006-08 (101)
40.	1,086	Larry Jenkins, 1970-74 (75)
41.	1,055	Bobby Walker, 1946-50 (75)
42.	1,046	Dru Joyce, 2004-07 (123)
43.	1,041	Hank Vaughn, 1946-50 (75)
44.	1,023	Nate Linhart, 2006-09 (134)
45.	1,019	Antino Jackson, 2014-2017 (106)
46.	1,019	Enrique Freeman, 2019-Pres (89)
47.	1,013	Sam Serves, 1942-47 (94)

### GROCE DEBUTS WITH A WIN

Zips' head coach John Groce has spent over two decades on the sidelines of a basketball court as a coach and enters his 15th season as the lead man, and sixth at Akron. On April 6, 2017, Groce was named the 22nd head coach in Akron Basketball history.

On Nov. 11, 2017, Groce and the Zips accomplished something that has only been done 10 times in Akron's history, debuting a coaching career with a win. Akron defeated Cleveland State 67-57 in Groce's Akron coaching debut to become the first coach since the 1984-85 season to win their initial game.

In fact, the last coach to start his Akron career with a win was Bob Huggins during the 1984-85 season against Western Illinois, 64-57. Prior to Huggins, six coaches were unsuccessful in accomplishing that feat since Thomas Dowler did so in 1939-40 against Franklin, 34-25.

58 to Nevada at John Gray Gymnasium. The Zips finished the tournament 1-2, defeating Western Kentucky (72-53) to advance to the semifinals before falling to LSU (73-58). Xavier Castaneda earned All-Tournament team honors. In three games, Jackson averaged 18.3 points, 4.3 rebounds and 2.7 assists. Castaneda posted a 28-point performance against LSU.

In 2018, Akron went 1-2 in its inaugural Cayman Islands Classic appearance at John Gray Gymnasium. The Zips opened against No. 16 ranked Clemson, falling 72-69. Akron and Illinois State battled in the second game as the Redbirds posted a 73-68 win. The Zips played St. Bonaventure in their final game and rallied to a 61-49 win. Loren Cristian Jackson earned All-Tournament team honors. In three games, Jackson averaged 16.3 points, 4.3 Assists and 2.3 rebounds. Jackson opened the tournament with a 25-point performance against No. 16 ranked Clemson.

### CAYMAN ISLANDS CLASSIC RECAP

Akron advanced to the semifinal round of the 2022 Cayman Islands Classic after defeating Western Kentucky 72-53. Enrique Freeman registered his third double-double of the season as he led the Zips with 18 points and 11 rebounds. Greg Tribble matched Freeman's team-high 11 rebounds as the Zips owned the glass, posting a lopsided 43-16 rebounding advantage. Xavier Castaneda followed with 16 points, while three players recorded nine points - Tribble, Trenderon Hankerson and Nate Johnson. Johnson shot perfect from downtown, draining all three of his 3-point attempts, while Hankerson (2 of 4) and Tribble (1 of 2) shot 50-percent from beyond the arc.

Akron held a two-point lead at halftime, but couldn't overcome an 8-2 run to open the second half as LSU defeated the Zips 73-58 in the semifinal round of the 2022 Cayman Island Classic. Xavier Castaneda led Akron in scoring with a game-high 28 points while adding six rebounds and four assists. Sammy Hunter followed with 13 points and Enrique Freeman grabbed a game-high 10 rebounds. Akron won the battle of the glass, outrebounding LSU 36-31.

Akron placed fourth overall at the 2022 Cayman Islands Classic as the Zips fell 62-58 to Nevada. Freshman Tavari Johnson (Chicago, Ill.) led the Zips offense with a career-high 21 points on 9-of-10 shooting from the field, including a perfect 3-of-3 from beyond the 3-point arc. Xavier Castaneda followed in scoring for Akron with 11 points, while Enrique Freeman added nine points and a team-best nine rebounds. Trenderon Hankerson pulled down a second-best seven rebounds as the Zips and Wolf Pack were deadlocked at 33 rebounds apiece.

### FREEMAN 2022-23 LOU HENSON NATIONAL PLAYER OF THE YEAR WATCH LIST

Junior Enrique Freeman (Cleveland, Ohio) has been named to the 2022-23 Lou Henson National Player of the Year Watch List, CollegInsider.com announced on Wednesday (Nov. 23). Freeman is one of 50 players on the watch list and one of four from the Mid-American Conference to be considered for the 2022-23 mid-major national player of the year award. Freeman is joined by Emoni Bates (Eastern Michigan), Sincere Carry (Kent State) and RayJ Dennis (Toledo).

### AKRON BASKETBALL AT A GLANCE

The Zips return nine players from last season's championship squad and adds six newcomers headlined by transfers graduate Trenderon Hankerson (Novi, Mich.) and junior Sammy Hunter (Nassau, Bahamas). Also joining the Blue and Gold for 2022-23 are freshmen Tavari Johnson (Chicago, Ill.), Amani Lyles (Columbus, Ohio), Prince Mosengo (Congo, Africa) and Ryan Prather, Jr. (Clarksburg, Md.).

- Akron is 40-16 over the last three years in MAC play, best winning percentage (.714) in the conference
- 2022 Mid-American Conference Tournament Champions
- Posted a 24-10 record, including 14-6 mark in league play
- The 2019-20 MAC regular season champions finished with school-record 24 regular season wins (postseason cancelled due to COVID-19)
- Akron entered the 2022 NCAA Tournament with an eight-game winning streak

### ZIPS IN THE MAC TOURNAMENT

Akron is 35-20 all-time in the MAC Tournament, 27-9 in its last 36 tournament games. The Zips have won at least one game in the MAC Tournament every year since the 2004-05 season and set an unprecedented 15-of-17 semifinal appearances. The Zips' runs of the consecutive title game (7) and semifinal appearances (13) are the longest streaks in MAC history. The Zips are 29-14 at Rocket Mortgage FieldHouse. Akron is 7-6 in opening round games, 1-0 second round, 12-4 in the quarterfinals, 10-4 semifinals, and 5-6 in title games.

### AKRON'S RUN TO THE DANCE

Akron to the 2022 MAC Tournament Championship and fifth appearance all-time in the NCAA Tournament. The Zips finished the season 24-10 overall record with a 14-6 league mark, finishing tied for third in regular-season MAC play. As the fourth seed, the Zips defeated fifth-seeded Buffalo (70-68) and top-seeded Toledo (70-62) before posting a 20-point win over second-seeded Kent State (75-55) in the MAC title game. The Zips closed out regular season play on a five-game winning streak and added three consecutive wins to secure the 2022 MAC title. After winning eight consecutive contests, Akron entered the NCAA Tournament as a No. 13 seed and played against the No. 4 seed UCLA Bruins in the First Round of the East Region at the Moda Center in Portland, Oregon on March 17, 2022. The Zips fell 57-53.

### LAST TIME AT THE JAR

The Akron Zips dropped an 84-74 decision to the visiting Toledo Rockets, suffering their first home loss of the season and snapping an eight-game winning streak at James A. Rhodes Arena. Senior guard Xavier Castaneda led Akron with a game-high 23 points, graduate transfer guard Trenderon Hankerson contributed 20 and junior forward Enrique Freeman posted 10 points and 12 rebounds in the contest for his 12th double-double. The Zips (17-7, 9-2 MAC) relied on their Mid-American Conference-leading scoring defense to keep themselves in the game, recording five steals and holding Toledo below its scoring average of 84.9



### MAC STANDINGS

TEAM	MAC	OVERALL	STREAK
Kent State	10-2	20-5	W2
Toledo	10-2	19-6	W9
Ball State	9-3	18-7	W5
<b>Akron</b>	<b>9-3</b>	<b>17-8</b>	<b>L2</b>
Northern Illinois	7-5	11-14	W1
Ohio	6-6	14-11	W3
Buffalo	6-6	12-13	L1
Bowling Green	4-8	10-15	L5
Central Michigan	4-8	9-16	W1
Eastern Michigan	3-9	6-19	L3
Miami	2-10	8-17	L1
Western Michigan	2-10	6-19	L8

### MAC TEAM STATISTICS

	Rank	Stat/G
Scoring Offense	9th	72.4
Scoring Defense	2nd	64.6
Scoring Margin	2nd	+7.8
Free Throw %	6th	.722
Field Goal %	11th	.434
Opp. FG%	2nd	.423
3-point %	4th	.354
Opp. 3-point FG %	5th	.343
3-pointers Made	1st	9.0
Total Rebounds	7th	35.9
Opp Rebounds	3rd	32.8
Offensive Rebounds	8th	10.4
Defensive Rebounds	4th	25.4
Rebound Margin	4th	3.1
Turnover Margin	3rd	1.48
Assist/Turnover Ratio	2nd	1.16
Assists	5th	13.16
Blocked Shots	8th	2.76
Steals	7th	6.32

### MAC INDIVIDUAL STATISTICS

	Player	Rank	Stat/G
Scoring	Castaneda	1st	21.7
	Freeman	13th	15.3
Rebounding	Freeman	1st	11.0
	Castaneda	25th	.594
Field Goal %	Freeman	4th	.594
Free Throw %	Castaneda	5th	.833
3-Point %	Castaneda	9th	.410
3-Pointers Made	Hankerson	17th	.386
	Castaneda	1st	3.6/82
Assists	Hankerson	8th	2.4/59
	Castaneda	18th	2.7/61
Assist/TO Ratio	Tribble	22nd	2.4/60
Blocks	-	-	-
	Freeman	4th	1.2/30
Steals	Hankerson	25th	0.6/14
Minutes	Castaneda	21st	1.1/26
	Castaneda	9th	33.7
	Hankerson	12th	32.9
	Freeman	20th	30.7

### USA TODAY COACHES POLL

RK	SCHOOL	REC	PTS	PR
1	ALABAMA	22-3	782	3
2	HOUSTON	23-2	775	2
3	PURDUE	23-3	728	1
4	UCLA	21-4	679	7
5	TEXAS	20-5	642	6
6	VIRGINIA	19-4	634	9
7	KANSAS	20-5	624	8
8	ARIZONA	22-4	554	4
9	BAYLOR	19-6	549	12
10	MARQUETTE	20-6	455	10
11	TENNESSEE	19-6	438	5
12	GONZAGA	21-5	368	16
13	MIAMI-FLORIDA	20-5	360	20
14	KANSAS STATE	19-6	354	11
15	INDIANA	18-7	346	18
16	XAVIER	19-6	328	15
17	SAINT MARY'S	22-5	305	14
18	IOWA STATE	16-8	238	13
19	CREIGHTON	17-8	226	NR
20	SAN DIEGO ST.	20-5	158	23
21	PROVIDENCE	18-7	151	17
22	NC STATE	20-6	128	22
23	CONNECTICUT	19-7	119	21
24	TEXAS CHRISTIAN	17-8	78	19
25	TEXAS A&M	18-7	65	NR

### ASSOCIATED PRESS (AP) POLL

RK	SCHOOL	REC	PTS	PR
1	ALABAMA (38)	22-3	1,523	3
2	HOUSTON (22)	23-2	1,503	2
3	PURDUE (2)	23-3	1,408	1
4	UCLA	21-4	1,302	7
5	KANSAS	20-5	1,283	9
6	TEXAS	20-5	1,214	5
7	VIRGINIA	19-4	1,212	8
8	ARIZONA	22-4	1,139	4
9	BAYLOR	19-6	1,072	14
10	TENNESSEE	19-6	896	6
11	MARQUETTE	20-6	815	10
12	KANSAS STATE	19-6	790	12
13	GONZAGA	21-5	761	16
14	INDIANA	18-7	717	18
15	MIAMI (FL)	20-5	693	19
16	XAVIER	19-6	642	13
17	SAINT MARY'S (CA)	22-5	567	15
18	CREIGHTON	17-8	517	23
19	IOWA STATE	16-8	396	11
20	UCONN	19-7	358	21
21	SAN DIEGO STATE	20-5	271	25
22	TCU	17-8	204	17
23	NC STATE	20-6	140	22
24	PROVIDENCE	18-7	136	20
25	FLORIDA ALANTIC	24-2	117	NR

### MID-MAJOR TOP 25 (FEB.6)

RK	SCHOOL	REC	PTS	PR
1	SAINT MARY'S (31)	21-4	775	2
2	GONZAGA	19-5	743	1
3	LOUISIANA	20-4	658	4
4	ORAL ROBERTS	21-4	644	7
5	CHARLESTON	22-3	633	3
6	SOUTHERN MISS	21-4	605	8
7	DRAKE	19-6	568	12
8	KENT STATE	18-5	521	6
9	UC SANTA BARBARA	18-4	504	5
10	FURMAN	19-6	396	16
11	LIBERTY	19-6	389	9
12	MARSHALL	19-6	368	10
13	SOUTHERN ILLINOIS	18-7	350	11
14	UNCW	19-6	342	14
15	HOFSTRA	17-8	302	19
16	TOLEDO	17-6	276	18
17	UTAH VALLEY	18-6	265	20
<b>18</b>	<b>AKRON</b>	<b>17-6</b>	<b>230</b>	<b>NR</b>
19	SOUTHERN UTAH	16-8	176	15
20	SANTA CLARA	17-8	166	17
21	BYU	16-10	132	NR
22	SAM HOUSTON	17-6	124	21
23	EASTERN WASHINGTON	18-7	97	NR
24	IONA	16-7	93	NR
25	BELMONT	17-8	80	24

### NCAA MEN'S BASKETBALL NET RANKINGS

RK	SCHOOL	REC	PR
1	HOUSTON	23-2	1
2	ALABAMA	22-3	2
3	TENNESSEE	19-6	3
4	PURDUE	23-3	4
5	UCLA	21-4	5
6	SAINT MARY'S (CA)	21-5	6
7	TEXAS	20-5	7
8	KANSAS	20-5	8
9	UCONN	19-7	9
10	ARIZONA	22-4	10
11	BAYLOR	19-6	11
12	GONZAGA	20-5	12
13	CREIGHTON	17-8	13
14	VIRGINIA	19-4	14
15	MARQUETTE	20-6	15
16	IOWA ST.	16-8	16
17	INDIANA	18-7	17
18	KANSAS ST.	19-6	18
19	SAN DIEGO ST.	19-5	19
20	FLA. ATLANTIC	22-2	20
21	RUTGERS	16-9	21
22	ILLINOIS	17-7	22
23	ARKANSAS	17-8	23
24	TCU	17-8	24
25	WEST VIRGINIA	15-10	25
<b>110</b>	<b>AKRON</b>	<b>17-8</b>	<b>110</b>
<b>312</b>	<b>EMU</b>	<b>6-19</b>	<b>312</b>





## Ken Pomeroy NCAA Rankings

### Scouting Report

Data through games of Sunday, February 12

Conference only

Category	Offense	Defense	D-I Avg
Adj. Efficiency	107.7 127	102.3 112	104.9
Adj. Tempo	64.7 311		67.3
Avg. Poss. Length	18.3 265	17.7 205	17.6
Four Factors			
Effective FG%	50.6 176	49.2 124	50.4
Turnover %	17.0 78	18.6 164	18.5
Off. Reb. %	30.4 127	26.7 103	28.6
FTA/FGA	33.2 123	27.7 83	31.5
Miscellaneous Components			
3P%	34.7 153	35.5 267	34.0
2P%	49.5 218	47.1 66	50.1
FT%	74.2 90	73.0 261	71.4
Block%	10.0 274	7.4 250	8.9
Steal%	8.5 93	9.0 190	9.3
Non-Stl TO%	8.5 121	9.6 132	9.2
Style Components			
3PA/FGA	43.6 40	34.0 71	37.4
A/FGM	51.3 167	49.4 134	51.2
Point Distribution (% of total points)			
3-Pointers	36.1 47	30.5 190	30.9
2-Pointers	44.3 337	52.5 129	50.8
Free Throws	19.6 108	17.0 239	18.3
Strength of Schedule			
Components	105.0 160	106.9 257	104.9
Overall	-1.87	209	0.00
Non-conference	+0.19	161	0.00
Personnel			
Bench Minutes	26.1% 293		30.9%
D-1 Experience	2.74 yrs 36		1.91
Minutes Continuity	46.8% 149		41.5%
Average Height	75.0" 362		77.1"
2-Foul Participation	34.2% 60		21.9%

## Ken Pomeroy MAC Rankings

### Scouting Report

Data through games of Sunday, February 12

Conference only

Category	Offense	Defense	D-I Avg
Efficiency	113.9 3	100.6 2	104.9
Tempo	66.5 12		67.3
Avg. Poss. Length	17.9 10	18.2 12	17.6
Four Factors			
Effective FG%	53.5 5	48.9 1	50.4
Turnover %	16.1 3	18.8 3	18.5
Off. Reb. %	30.0 7	27.7 2	28.6
FTA/FGA	34.7 8	34.9 5	31.5
Miscellaneous Components			
3P%	36.8 6	33.2 3	34.0
2P%	52.2 7	48.4 1	50.1
FT%	77.4 2	74.3 12	71.4
Block%	9.2 11	9.2 3	8.9
Steal%	7.4 2	8.4 7	9.3
Non-Stl TO%	8.7 6	10.4 2	9.2
Style Components			
3PA/FGA	44.1 1	36.3 4	37.4
A/FGM	50.6 3	46.4 5	51.2
Point Distribution (% of total points)			
3-Pointers	36.3 1	29.2 8	30.9
2-Pointers	43.6 12	49.9 7	50.8
Free Throws	20.0 6	20.9 3	18.3
Strength of Schedule			
Components	105.0 160	106.9 257	104.9
Overall	-1.87	209	0.00
Non-conference	+0.19	161	0.00
Personnel			
Bench Minutes	26.1% 293		30.9%
D-1 Experience	2.74 yrs 36		1.91
Minutes Continuity	46.8% 149		41.5%
Average Height	75.0" 362		77.1"
2-Foul Participation	34.2% 60		21.9%

### WHAT IS A ZIP?

- One of the unique nicknames in collegiate athletics belongs to The University of Akron.
- Originally Zippers, athletic director Kenneth "Red" Cochrane officially shortened the nickname to the Zips in 1950. Twenty-five years earlier a campus-wide contest had been conducted to choose a nickname for the University's athletics teams.
- Suggestions submitted by students, faculty, and alumni included GoldenBlue Devils, Tip Toppers, Rubbernecks, Hillbillies, Kangaroos, and Cheveliers.
- The winner, freshman Margaret Hamlin, received a prize of \$10 for Zippers, a \$6 pair of rubber overshoes and a brand name of the BF Goodrich Company.
- The evolution of Zippy, UA's mascot, began 40 years ago when the student council decided the University needed a mascot.
- "Zippy" the kangaroo was officially declared the school's mascot on May 1, 1953. The first known printed reference to the mascot as "Zippy" was a 1965 Zip football press brochure. The Buchtelite's first use of the name "Zippy" came Sept. 24, 1965, in an identification of a photo of the cheerleaders listing "Mascot - 'Zippy' - Charles Huettner."
- In 2007, Zippy was named the Capital One National Mascot of the Year.

### REGULAR SEASON TOURNAMENTS

Akron is 68-46 all-time and 47-39 in the Division I era (since 1980) in regular season tournaments and 8-11 over the last six years under Groce. Akron posted a 1-2 record at the 2022 Cayman Islands Classic, defeating Western Kentucky and advancing to the semifinals before falling to LSU and finishing fourth overall after falling to Nevada. The Zips registered a 1-2 record in the 2021 Gulf Coast Showcase, 3-1 record in the Global Sports Shootout and 1-1 mark in the DC Holiday Hoops Fest. In 2018-19, the Zips went 2-2 at the Cayman Island Classic, and in Groce's first season, Akron posted an 0-3 mark at the 2018 Diamond Head Classic. Akron has posted multiple wins in 13 of the last 16 in-season tournaments, including three championships. The Zips won two tournaments in 2016-17, the Savannah Invitational (4-0) and Don Haskins Sun Bowl Invitational (2-0). In 2015-16, Akron went 2-0 at the Las Vegas Holiday Hoops Classic to claim the title. In 2014-15, Akron posted a 2-1 record in the Gildan Charleston Classic following the previous tournament runs at the Puerto Rico Tip-Off (2012, 2-1), 2K Sports Classic (2011, 2-2), the Las Vegas Holiday Hoops Classic (2010, 3-1), the Glenn Wilkes Classic (2009, 2-2), the Legends Classic (2008, 2-2), the Top of the World Classic (2007, 2-1) and the San Juan Shootout (2005, 2-1).

### BEST START TO A SEASON


The 2015-16 Akron Zips started the season with a 3-0 winning streak. The three consecutive wins to open the season marks the best start in the Division I era of Akron men's basketball history. In addition, the 13-2 start was the best opening to a season in Akron basketball's Division I era, while the Zips win over the Arkansas Razorbacks marked the fifth consecutive season the Zips posted a win over a Power Five Conference opponent.

### STARTING THE SEASON OFF RIGHT

The Zips are 75-47 (.610) all-time in season openers with a 61-12 (.829) home record and 14-35 (.285) on the road. Since the 2004-05, UA is 13-6 (.667) when opening the season, standing 10-1 (.875) at home, 3-5 (.429) on the road and 4-1 (.800) under head coach John Groce.


Akron owns a 100-21 (.822) home-opening record and 36-4 (.897) at Rhodes Arena. The Zips have been winners in the last 20-of-21 home opening games. Akron is 19-8 in MAC openers, 11-1 at home since joining the league in 1992. Over the last 16 seasons, the Zips are 13-3 in MAC openers and 7-1 at home. Akron has won the last 8-of-9 MAC openers.

Akron is 22-8 in MAC openers since joining the league in 1992. Over the last 16 seasons, the Zips are 13-3 in MAC openers. Akron has won the last 13-of-14 MAC openers, including a 4-1 mark under head coach John Groce. The Zips fell in Groce's initial MAC opener, but have won four straight leading into the 2022-23 opener.



0

**AMANI LYLES**  
Freshman • F  
Columbus, Ohio



1

**GARVIN CLARKE**  
Sophomore • G  
Nassau, Bahamas




2

**GREG TRIBBLE**  
Junior • G  
Cincinnati, Ohio



3

**KOBE MITCHELL**  
Freshman • G  
Cadiz, Ohio



4

**TRENDON HANKERSON**  
Graduate • G  
Novi, Mich.



5

**TAVARI JOHNSON**  
Freshman • G  
LaGrange Park, Ill.



10

**RYAN PRATHER JR.**  
Freshman • G  
Clarksburg, Md.



11

**SAMMY HUNTER**  
Junior • C  
Senegal, Africa




12

**PAT MAYFIELD**  
Freshman • G  
Elgin, Ill.



13

**XAVIER CASTANEDA**  
Senior • G  
Chicago, Ill.



20

**EVAN WILSON**  
Sophomore • G  
Noblesville, Ind.



22

**MIKAL DAWSON**  
Junior • G  
Huntington, W.Va.



23

**PRINCE MOSENGO**  
Freshman • F  
DR Congo, Africa



25

**ENRIQUE FREEMAN**  
Junior • F  
Cleveland, Ohio



34

**NATE JOHNSON**  
Freshman • G  
Liberty Township, Ohio



**JOHN GROCE**  
Head Coach



**DUSTIN FORD**  
Associate Head Coach



**ROB FULFORD**  
Assistant Coach



**ROBBY PRIDGEN**  
Assistant Coach



**JON EKEY**  
Director of Basketball Operations





## NUMERICAL ROSTER

No.	Name	Pos.	Ht.	Wt.	Yr.	Hometown (High School   Previous School)
0	Amani Lyles	F	6-7	226	Fr.	Columbus, Ohio   Beechcroft
1	Garvin Clarke	G	6-0	184	So.	Nassau, Bahamas   Euclid   Cleveland Heights
2	Greg Tribble	G	6-1	195	Jr.	Cincinnati, Ohio   Winton Woods   Huntington Prep
3	Kobe Mitchell	G	6-2	190	Fr.	Cadiz, OH   Harrison Central
4	Trendon Hankerson	G	6-2	185	Gr.	Novi, Mich   Novi   Northern Illinois
5	Tavari Johnson	G	5-11	155	Fr.	LaGrange Park, Ill.   Lyons
10	Ryan Prather Jr.	G	6-5	205	Fr.	Clarksburg, Md.   Clarksburg
11	Sammy Hunter	F	6-9	225	Jr.	Nassau, Bahamas   British Columbia Christian Prep   Ole Miss
12	Pat Mayfield	G	6-5	185	Fr.	Elgin, Ill.   Burlington Central
13	Xavier Castaneda	G	6-1	188	Sr.	Chicago, Ill.   Whitney Young   South Florida
20	Evan Wilson	G	6-2	200	So.	Noblesville, Ind.   Noblesville
22	Mikal Dawson	W	6-5	222	Jr.	Huntington, W.Va.   Huntington Prep
23	Prince Mosengo	F	6-8	205	Fr.	DR Congo, Africa   Victory Rock Prep   Keystone Academy
25	Enrique Freeman	F	6-7	206	Jr.	Cleveland, Ohio   St. Martin De Porres High School
34	Nate Johnson	G	6-3	204	Fr.	Liberty Township, Ohio   Lakota East

G - Guard, W - Wing, F - Frontcourt

## ALPHABETICAL ROSTER

No.	Name	Pos.	Ht.	Wt.	Yr.	Hometown (High School   Previous School)
13	Xavier Castaneda	G	6-1	188	Sr.	Chicago, Ill.   Whitney Young   South Florida
1	Garvin Clarke	G	6-0	184	So.	Nassau, Bahamas   Euclid   Cleveland Heights
22	Mikal Dawson	W	6-5	222	Jr.	Huntington, W.Va.   Huntington Prep
25	Enrique Freeman	F	6-7	206	Jr.	Cleveland, Ohio   St. Martin De Porres High School
4	Trendon Hankerson	G	6-2	185	Gr.	Novi, Mich   Novi   Northern Illinois
11	Sammy Hunter	F	6-9	225	Jr.	Nassau, Bahamas   British Columbia Christian Prep   Ole Miss
5	Tavari Johnson	G	5-11	155	Fr.	LaGrange Park, Ill.   Lyons
34	Nate Johnson	G	6-3	204	Fr.	Liberty Township, Ohio   Lakota East
0	Amani Lyles	F	6-7	226	Fr.	Columbus, Ohio   Beechcroft
12	Pat Mayfield	G	6-5	185	Fr.	Elgin, Ill.   Burlington Central
3	Kobe Mitchell	G	6-2	190	Fr.	Cadiz, OH   Harrison Central
23	Prince Mosengo	F	6-8	205	Fr.	DR Congo, Africa   Victory Rock Prep   Keystone Academy
10	Ryan Prather Jr.	G	6-5	205	Fr.	Clarksburg, Md.   Clarksburg
2	Greg Tribble	G	6-1	195	Jr.	Cincinnati, Ohio   Winton Woods   Huntington Prep
20	Evan Wilson	G	6-2	200	So.	Noblesville, Ind.   Noblesville

G - Guard, W - Wing, F - Frontcourt

Head Coach: **John Groce** (Taylor 1994) - 15th season - 6th season at Akron

Associate Head Coach: Dustin Ford (Ohio 2001), Assistant Coaches: Rob Fulford (Marshall 1997), Robby Pridgen (Roanoke 2003)

Director of Basketball Operations: Jon Ekey (Illinois State 2013), Assistant Operations: Blaine Calhoun (Cincinnati 2019)

Graduate Assistants: Devan Morrow (Ohio State 2020), Peter Farkas (SUNY Brockport 2022),


## PRONUNCIATION GUIDE

13 Xavier Castaneda (**Cast-a-Nay-duh**)

22 Mikal (**Michael**) Dawson



# O · AMANI LYLES · FR · F · COLUMBUS, OHIO



## SEASON STATS

Opponent	Date	GS	MIN	Total		3-Pointers		Free throws		Rebounds				PF	A	TO	BLK	STL	PTS	AVG
				FG-FGA	PCT	3FG-3FGA	PCT	FT-FTA	PCT	OFF	DEF	TOT	AVG							
South Dakota St.	11/07/2022		03:54	0-1	.000	0-0	.000	0-0	.000	0	0	0	0.0	2	0	0	1	0	0	0.0
vs Mississippi St.	11/11/2022		04:10	0-0	.000	0-0	.000	0-0	.000	0	0	0	0.0	0	0	1	0	0	0	0.0
Morgan St.	11/15/2022		04:26	1-2	.500	0-0	.000	0-1	.000	3	0	3	1.0	0	0	0	0	0	2	0.7
vs Western Ky.	11/21/2022		02:08	0-0	.000	0-0	.000	0-0	.000	0	0	0	0.8	1	0	0	0	0	0	0.5
vs LSU	11/22/2022		02:34	1-2	.500	0-0	.000	0-0	.000	0	0	0	0.6	0	0	0	0	0	2	0.8
vs Nevada	11/23/2022		00:40	0-0	.000	0-0	.000	0-0	.000	0	0	0	0.5	0	0	0	0	0	0	0.7
at Marshall	11/30/2022		02:00	0-1	.000	0-0	.000	0-0	.000	0	1	1	0.6	1	0	0	0	1	0	0.6
Muskingum	12/04/2022		13:27	1-2	.500	0-0	.000	3-8	.375	6	3	9	1.6	1	1	1	1	0	5	1.1
Wright St.	12/14/2022		02:24	0-0	.000	0-0	.000	0-0	.000	1	0	1	1.6	2	0	1	0	0	0	1.0
Maine	12/19/2022		08:57	3-5	.600	0-0	.000	3-3	1.000	2	0	2	1.6	2	0	1	1	2	9	1.8
at Bradley	12/22/2022		09:54	1-2	.500	0-0	.000	0-0	.000	0	1	1	1.5	3	1	1	1	1	2	1.8
Concord	12/30/2022		06:36	0-0	.000	0-0	.000	0-0	.000	0	0	0	1.4	1	0	1	0	0	0	1.7
NIU	01/03/2023		07:39	1-1	1.000	0-0	.000	1-1	1.000	0	1	1	1.4	3	0	1	0	1	3	1.8
at Ball St.	01/06/2023		05:06	0-1	.000	0-0	.000	2-2	1.000	0	0	0	1.3	4	0	1	1	2	2	1.8
at Bowling Green	01/10/2023		01:21	0-1	.000	0-0	.000	0-0	.000	1	0	1	1.3	0	0	0	0	0	0	1.7
Eastern Mich.	01/13/2023		08:42	4-8	.500	0-1	.000	2-2	1.000	1	0	1	1.3	5	1	0	0	0	10	2.2
at Central Mich.	01/17/2023		09:47	3-4	.750	0-0	.000	1-1	1.000	1	2	3	1.4	2	0	0	1	0	7	2.5
at Western Mich.	01/21/2023		03:20	0-0	.000	0-0	.000	0-0	.000	0	0	0	1.3	0	0	0	0	0	0	2.3
Miami (OH)	01/24/2023		03:35	0-0	.000	0-0	.000	2-2	1.000	0	0	0	1.2	0	0	0	1	1	2	2.3
at Buffalo	01/31/2023		01:44	0-1	.000	0-0	.000	0-0	.000	0	0	0	1.2	1	0	0	0	0	0	2.2
Toledo	02/07/2023		04:43	1-2	.500	0-0	.000	0-0	.000	0	0	0	1.1	1	0	0	0	0	2	2.2
at Ohio	02/10/2023		02:38	0-0	.000	0-0	.000	0-0	.000	0	0	0	1.0	1	0	0	0	0	0	2.1
<b>Totals</b>		<b>0</b>	<b>109:45</b>	<b>16-33</b>	<b>.485</b>	<b>0-1</b>	<b>.000</b>	<b>14-20</b>	<b>.700</b>	<b>15</b>	<b>8</b>	<b>23</b>	<b>1.0</b>	<b>30</b>	<b>3</b>	<b>8</b>	<b>7</b>	<b>8</b>	<b>46</b>	<b>2.1</b>

### Player Averages

Games Played	Minutes/game	Points/game	FG Pct	3FG Pct	FT Pct	Rebounds/game	Assists/game	Turnovers/game	Assist/Turnover ratio	Steals/game	Blocks/game
22	5.0	2.1	48.5	0.0	70.0	1.0	0.1	0.4	0.4	0.4	0.3

## CAREER STATS

SEASON	TEAM	GP-GS	MIN/AVG	Field Goals		3-Point		F-Throws		Rebounds				Scoring						
				FG-FGA	FG%	3FG-3FGA	3FG%	FT-FTA	FT%	OFF	DEF	TOT	AVG	PF-FO	A	TO	BLK	STL	PTS	AVG
2022-23	UA	22-0	110/5.0	16-33	.485	0-1	.000	14-20	.700	15	8	23	1.0	30-1	3	8	7	8	46	2.1
<b>TOTAL</b>		<b>22-0</b>	<b>110/5.0</b>	<b>16-33</b>	<b>.485</b>	<b>0-1</b>	<b>.000</b>	<b>14-20</b>	<b>.700</b>	<b>15</b>	<b>8</b>	<b>23</b>	<b>1.0</b>	<b>30-1</b>	<b>3</b>	<b>8</b>	<b>7</b>	<b>8</b>	<b>46</b>	<b>2.1</b>

### Single Game Highs

Statistic	Value	
Points	10	vs Eastern Mich. 01/13/23
Rebounds	9	vs Muskingum 12/04/22
Assists	1	vs Muskingum 12/04/22, at Bradley 12/22/22, vs Eastern Mich. 01/13/23
Steals	2	vs Maine 12/19/22, at Ball St. 01/06/23
Blocks	1	7 times
FG Made	4	vs Eastern Mich. 01/13/23
FG Attempts	8	vs Eastern Mich. 01/13/23
3FG Attempts	1	vs Eastern Mich. 01/13/23
FT Made	3	vs Muskingum 12/04/22, vs Maine 12/19/22
FT Attempts	8	vs Muskingum 12/04/22



# 1 • GARVIN CLARKE • SO • G • NASSAU, BAHAMAS



## SEASON STATS

Opponent	Date	GS	MIN	Total		3-Pointers		Free throws		Rebounds				PF	A	TO	BLK	STL	PTS	AVG
				FG-FGA	PCT	3FG-3FGA	PCT	FT-FTA	PCT	OFF	DEF	TOT	AVG							
South Dakota St.	11/07/2022		22:21	0-5	.000	0-3	.000	0-0	.000	1	3	4	4.0	2	0	1	1	0	0	0.0
vs Mississippi St.	11/11/2022		22:35	2-5	.400	1-4	.250	3-5	.600	2	1	3	3.5	2	4	2	0	1	8	4.0
Morgan St.	11/15/2022		23:56	1-4	.250	0-2	.000	0-0	.000	2	2	4	3.7	1	0	1	1	0	2	3.3
vs Western Ky.	11/21/2022		14:32	1-3	.333	1-3	.333	1-2	.500	1	1	2	3.3	2	0	2	0	0	4	3.5
vs LSU	11/22/2022		17:04	1-6	.167	0-3	.000	0-0	.000	1	0	1	2.8	1	1	1	0	0	2	3.2
vs Nevada	11/23/2022		07:58	0-1	.000	0-0	.000	0-0	.000	0	2	2	2.7	0	0	0	0	0	0	2.7
at Marshall	11/30/2022		11:23	1-3	.333	0-1	.000	0-0	.000	2	0	2	2.6	1	0	0	0	0	2	2.6
Muskingum	12/04/2022		18:15	1-3	.333	0-1	.000	0-0	.000	0	2	2	2.5	3	3	3	0	3	2	2.5
Eastern Mich.	01/13/2023		08:15	0-0	.000	0-0	.000	0-0	.000	0	1	1	2.3	0	0	1	0	0	0	2.2
at Central Mich.	01/17/2023		06:11	1-3	.333	1-2	.500	0-0	.000	1	0	1	2.2	0	0	0	0	0	3	2.3
Miami (OH)	01/24/2023		02:22	0-1	.000	0-1	.000	0-0	.000	0	0	0	2.0	0	0	0	0	0	0	2.1
Ohio	01/28/2023		06:57	0-1	.000	0-1	.000	0-0	.000	1	1	2	2.0	0	0	0	0	0	0	1.9
at Buffalo	01/31/2023		09:39	0-1	.000	0-1	.000	0-0	.000	0	0	0	1.8	1	2	0	0	2	0	1.8
Kent St.	02/03/2023		18:16	3-6	.500	0-2	.000	2-2	1.000	0	3	3	1.9	1	0	0	0	2	8	2.2
Toledo	02/07/2023		11:57	1-4	.250	1-2	.500	1-2	.500	2	0	2	1.9	1	1	2	0	0	4	2.3
at Ohio	02/10/2023		04:02	0-0	.000	0-0	.000	0-0	.000	0	0	0	1.8	0	1	1	0	0	0	2.2
<b>Totals</b>		<b>0</b>	<b>205:42</b>	<b>12-46</b>	<b>.261</b>	<b>4-26</b>	<b>.154</b>	<b>7-11</b>	<b>.636</b>	<b>13</b>	<b>16</b>	<b>29</b>	<b>1.8</b>	<b>15</b>	<b>12</b>	<b>14</b>	<b>2</b>	<b>8</b>	<b>35</b>	<b>2.2</b>

### Player Averages

Games Played	Minutes/game	Points/game	FG Pct	3FG Pct	FT Pct	Rebounds/game	Assists/game	Turnovers/game	Assist/Turnover ratio	Steals/game	Blocks/game
16	12.9	2.2	26.1	15.4	63.6	1.8	0.8	0.9	0.9	0.5	0.1

## CAREER STATS

		Field Goals		3-Point		F-Throws		Rebounds				Scoring								
SEASON	TEAM	GP-GS	MIN/AVG	FG-FGA	FG%	3FG-3FGA	3FG%	FT-FTA	FT%	OFF	DEF	TOT	AVG	PF-FO	A	TO	BLK	STL	PTS	AVG
2020-21	UA	22-0	140/6.4	16-56	.286	4-17	.235	16-22	.727	5	13	18	0.8	11-0	12	4	1	6	52	2.4
2021-22	UA	34-1	489/14.4	35-100	.350	21-62	.339	22-33	.667	19	65	84	2.5	41-0	36	34	1	18	113	3.3
2022-23	UA	16-0	206/12.9	12-46	.261	4-26	.154	7-11	.636	13	16	29	1.8	15-0	12	14	2	8	35	2.2
<b>TOTAL</b>		<b>72-1</b>	<b>835/11.6</b>	<b>63-202</b>	<b>.312</b>	<b>29-105</b>	<b>.276</b>	<b>45-66</b>	<b>.682</b>	<b>37</b>	<b>94</b>	<b>131</b>	<b>1.8</b>	<b>67-0</b>	<b>60</b>	<b>52</b>	<b>4</b>	<b>32</b>	<b>200</b>	<b>2.8</b>


### Single Game Highs

Statistic	Value
Points	12 vs Wheeling 11/18/21
Rebounds	8 at Wright St. 12/15/21
Assists	4 vs Ball St. 01/11/22, vs Mississippi St. 11/11/22
Steals	3 vs Wheeling 11/18/21, vs Muskingum 12/04/22
Blocks	1 4 times
FG Made	5 vs Wheeling 11/18/21
FG Attempts	9 vs Point Park 11/13/21
3FG Made	3 vs Kent St. 03/12/22
3FG Attempts	5 vs Kent St. 03/12/22
FT Made	4 at Buffalo 03/02/21
FT Attempts	5 vs Mississippi St. 11/11/22





# 2 • GREG TRIBBLE • JR • G • CINCINNATI, OHIO



## SEASON STATS

Opponent	Date	GS	MIN	Total		3-Pointers		Free throws		Rebounds				PF	A	TO	BLK	STL	PTS	AVG
				FG-FGA	PCT	3FG-3FGA	PCT	FT-FTA	PCT	OFF	DEF	TOT	AVG							
South Dakota St.	11/07/2022	*	33:47	2-11	.182	0-2	.000	1-2	.500	1	4	5	5.0	4	1	1	1	1	5	5.0
vs Mississippi St.	11/11/2022	*	32:16	2-7	.286	0-2	.000	1-2	.500	0	2	2	3.5	3	3	0	0	0	5	5.0
Morgan St.	11/15/2022	*	28:58	2-7	.286	0-1	.000	1-2	.500	1	0	1	2.7	2	4	2	1	1	5	5.0
vs Western Ky.	11/21/2022	*	25:04	4-9	.444	1-2	.500	0-0	.000	3	8	11	4.8	3	2	1	0	1	9	6.0
vs LSU	11/22/2022	*	29:44	0-3	.000	0-0	.000	3-4	.750	1	3	4	4.6	5	0	3	0	0	3	5.4
vs Nevada	11/23/2022	*	26:33	3-4	.750	0-1	.000	1-1	1.000	1	1	2	4.2	3	1	4	0	1	7	5.7
at Marshall	11/30/2022	*	19:24	2-4	.500	0-0	.000	1-2	.500	1	1	2	3.9	3	0	0	0	0	5	5.6
Muskingum	12/04/2022	*	16:48	1-3	.333	0-0	.000	0-2	.000	0	0	0	3.4	2	3	1	0	2	2	5.1
Jackson St.	12/11/2022	*	28:19	6-10	.600	0-1	.000	0-0	.000	1	3	4	3.4	2	5	1	0	2	12	5.9
Wright St.	12/14/2022	*	29:37	3-7	.429	0-0	.000	0-0	.000	2	1	3	3.4	1	0	0	0	1	6	5.9
Maine	12/19/2022	*	23:50	2-4	.500	0-0	.000	2-2	1.000	0	1	1	3.2	2	2	2	0	2	6	5.9
at Bradley	12/22/2022	*	26:07	1-4	.250	0-0	.000	0-0	.000	0	3	3	3.2	2	1	1	0	0	2	5.6
Concord	12/30/2022	*	29:39	1-5	.200	0-0	.000	5-7	.714	1	1	2	3.1	0	3	0	0	0	7	5.7
NIU	01/03/2023	*	30:22	5-6	.833	0-0	.000	6-6	1.000	1	1	2	3.0	4	2	2	0	3	16	6.4
at Ball St.	01/06/2023	*	29:43	3-10	.300	0-0	.000	8-10	.800	1	1	2	2.9	4	0	0	0	0	14	6.9
at Bowling Green	01/10/2023	*	30:31	2-8	.250	0-1	.000	0-0	.000	1	2	3	2.9	1	3	1	0	2	4	6.8
Eastern Mich.	01/13/2023	*	27:55	4-4	1.000	0-0	.000	2-4	.500	0	5	5	3.1	0	1	1	0	0	10	6.9
at Central Mich.	01/17/2023	*	32:27	4-9	.444	0-1	.000	2-2	1.000	0	1	1	2.9	1	1	1	0	1	10	7.1
at Western Mich.	01/21/2023	*	36:32	4-7	.571	0-0	.000	1-2	.500	0	2	2	2.9	1	4	0	0	1	9	7.2
Miami (OH)	01/24/2023	*	26:52	0-2	.000	0-0	.000	0-0	.000	2	1	3	2.9	4	4	1	0	0	0	6.9
Ohio	01/28/2023	*	29:21	1-7	.143	0-0	.000	1-1	1.000	0	2	2	2.9	2	2	1	0	0	3	6.7
at Buffalo	01/31/2023	*	31:46	1-7	.143	0-1	.000	2-2	1.000	0	2	2	2.8	2	8	2	1	2	4	6.5
Kent St.	02/03/2023	*	32:28	2-5	.400	0-0	.000	0-0	.000	1	2	3	2.8	4	4	5	0	0	4	6.4
Toledo	02/07/2023	*	32:25	3-4	.750	0-0	.000	0-0	.000	2	3	5	2.9	5	4	1	2	0	6	6.4
at Ohio	02/10/2023	*	34:22	4-9	.444	0-0	.000	1-3	.333	2	0	2	2.9	4	2	1	1	0	9	6.5
<b>Totals</b>		<b>25</b>	<b>724:49</b>	<b>62-156</b>	<b>.397</b>	<b>1-12</b>	<b>.083</b>	<b>38-54</b>	<b>.704</b>	<b>22</b>	<b>50</b>	<b>72</b>	<b>2.9</b>	<b>64</b>	<b>60</b>	<b>32</b>	<b>6</b>	<b>20</b>	<b>163</b>	<b>6.5</b>

### Player Averages

Games Played	Minutes/game	Points/game	FG Pct	3FG Pct	FT Pct	Rebounds/game	Assists/game	Turnovers/game	Assist/Turnover ratio	Steals/game	Blocks/game
25	29.0	6.5	.397	.083	.704	2.9	2.3	4.3	1.0	1.8	0.9

## CAREER STATS

SEASON	TEAM	GP-GS	MIN/AVG	FG-FGA	FG%	3FG-3FGA	3FG%	FT-FTA	FT%	OFF	DEF	TOT	AVG	PF-FO	A	TO	BLK	STL	PTS	AVG
2019-20	UA	31-0	507/16.4	34-74	.459	3-11	.273	23-47	.489	7	47	54	1.7	58-0	34	33	3	8	94	3.0
2020-21	UA	21-6	388/18.5	32-78	.410	1-16	.063	24-38	.632	14	26	40	1.9	32-2	26	22	2	9	89	4.2
2021-22	UA	33-26	850/25.7	79-177	.446	6-27	.222	75-107	.701	13	78	91	2.8	72-1	71	42	6	36	239	7.2
2022-23	UA	25-25	725/29.0	62-156	.397	1-12	.083	38-54	.704	22	50	72	2.9	64-2	60	32	6	20	163	6.5
<b>TOTAL</b>		<b>110-57</b>	<b>2469/22.4</b>	<b>207-485</b>	<b>.427</b>	<b>11-66</b>	<b>.167</b>	<b>160-246</b>	<b>.650</b>	<b>56</b>	<b>201</b>	<b>257</b>	<b>2.3</b>	<b>226-5</b>	<b>191</b>	<b>129</b>	<b>17</b>	<b>73</b>	<b>585</b>	<b>5.3</b>

### Single Game Highs

Statistic	Value	
Points	19	vs Southern U. 12/04/21
Rebounds	11	vs Western Ky. 11/21/22
Assists	8	at Buffalo 01/31/23
Steals	4	vs Wheeling 11/18/21
Blocks	2	vs Toledo 02/07/23
FG Made	6	at Ohio 02/25/22, vs Jackson St. 12/11/22
FG Attempts	11	vs South Dakota St. 11/07/22
3FG Made	1	11 times
3FG Attempts	4	vs Ball St. 01/30/21
FT Made	11	vs Southern U. 12/04/21
FT Attempts	13	vs Southern U. 12/04/21



# 3 • KOBE MITCHELL • FR • G • CADIZ, OHIO



## SEASON STATS

Opponent	Date	GS	MIN	Total		3-Pointers		Free throws		Rebounds				PF	A	TO	BLK	STL	PTS	AVG
				FG-FGA	PCT	3FG-3FGA	PCT	FT-FTA	PCT	OFF	DEF	TOT	AVG							
vs Mississippi St.	11/11/2022		01:57	1-1	1.000	0-0	.000	0-0	.000	0	0	0	0.0	0	0	0	0	1	2	2.0
vs Nevada	11/23/2022		03:49	0-1	.000	0-1	.000	0-0	.000	0	0	0	0.0	0	0	0	0	1	0	1.0
at Marshall	11/30/2022		06:08	0-0	.000	0-0	.000	0-0	.000	0	1	1	0.3	1	0	1	0	0	0	0.7
Muskingum	12/04/2022		18:15	2-3	.667	2-3	.667	0-0	.000	1	1	2	0.8	1	1	2	1	3	6	2.0
Jackson St.	12/11/2022		17:59	2-5	.400	2-5	.400	0-0	.000	0	2	2	1.0	1	0	0	0	1	6	2.8
Wright St.	12/14/2022		18:05	0-4	.000	0-4	.000	0-0	.000	0	0	0	0.8	1	0	0	0	0	0	2.3
Maine	12/19/2022		16:48	2-4	.500	1-3	.333	0-0	.000	1	2	3	1.1	3	0	1	0	0	5	2.7
at Bradley	12/22/2022		08:58	0-0	.000	0-0	.000	2-2	1.000	0	0	0	1.0	3	0	0	0	0	2	2.6
Concord	12/30/2022		14:15	0-2	.000	0-2	.000	0-0	.000	0	1	1	1.0	1	1	0	0	0	0	2.3
NIU	01/03/2023		19:47	1-2	.500	1-2	.500	2-2	1.000	0	2	2	1.1	2	3	0	0	0	5	2.6
at Ball St.	01/06/2023		27:02	0-2	.000	0-2	.000	0-0	.000	0	0	0	1.0	0	0	1	0	1	0	2.4
at Bowling Green	01/10/2023		09:58	1-3	.333	1-3	.333	0-0	.000	0	1	1	1.0	0	0	0	0	0	3	2.4
Eastern Mich.	01/13/2023		11:08	0-4	.000	0-3	.000	0-0	.000	0	1	1	1.0	1	0	0	0	0	0	2.2
at Central Mich.	01/17/2023		06:43	0-2	.000	0-2	.000	0-0	.000	0	0	0	0.9	0	1	0	0	0	0	2.1
Miami (OH)	01/24/2023		27:12	3-5	.600	3-4	.750	0-0	.000	0	0	0	0.9	2	2	1	0	0	9	2.5
Ohio	01/28/2023		03:19	0-0	.000	0-0	.000	0-0	.000	0	0	0	0.8	1	0	0	0	0	0	2.4
at Buffalo	01/31/2023		00:45	0-0	.000	0-0	.000	0-0	.000	0	0	0	0.8	0	0	0	0	0	0	2.2
Toledo	02/07/2023		06:10	0-1	.000	0-1	.000	0-0	.000	0	0	0	0.7	1	0	0	0	1	0	2.1
at Ohio	02/10/2023		06:38	0-0	.000	0-0	.000	0-0	.000	0	0	0	0.7	1	0	0	0	0	0	2.0
<b>Totals</b>		<b>0</b>	<b>224:57</b>	<b>12-39</b>	<b>.308</b>	<b>10-35</b>	<b>.286</b>	<b>4-4</b>	<b>1.000</b>	<b>2</b>	<b>11</b>	<b>13</b>	<b>0.7</b>	<b>19</b>	<b>8</b>	<b>6</b>	<b>1</b>	<b>8</b>	<b>38</b>	<b>2.0</b>

### Player Averages

Games Played	Minutes/game	Points/game	FG Pct	3FG Pct	FT Pct	Rebounds/game	Assists/game	Turnovers/game	Assist/Turnover ratio	Steals/game	Blocks/game
19	11.8	2.0	30.8	28.6	100.0	0.7	0.4	0.3	1.3	0.4	0.1

## CAREER STATS

### MITCHELL, Kobe

				Field Goals		3-Point		F-Throws		Rebounds				Scoring						
SEASON	TEAM	GP-GS	MIN/AVG	FG-FGA	FG%	3FG-3FGA	3FG%	FT-FTA	FT%	OFF	DEF	TOT	AVG	PF-FO	A	TO	BLK	STL	PTS	AVG
2022-23	UA	19-0	225/11.8	12-39	.308	10-35	.286	4-4	1.000	2	11	13	0.7	19-0	8	6	1	8	38	2.0
<b>TOTAL</b>		<b>19-0</b>	<b>225/11.8</b>	<b>12-39</b>	<b>.308</b>	<b>10-35</b>	<b>.286</b>	<b>4-4</b>	<b>1.000</b>	<b>2</b>	<b>11</b>	<b>13</b>	<b>0.7</b>	<b>19-0</b>	<b>8</b>	<b>6</b>	<b>1</b>	<b>8</b>	<b>38</b>	<b>2.0</b>

### Single Game Highs

Statistic	Value	
Points	9	vs Miami (OH) 01/24/23
Rebounds	3	vs Maine 12/19/22
Assists	3	vs NIU 01/03/23
Steals	3	vs Muskingum 12/04/22
Blocks	1	vs Muskingum 12/04/22
FG Made	3	vs Miami (OH) 01/24/23
FG Attempts	5	vs Jackson St. 12/11/22, vs Miami (OH) 01/24/23
3FG Made	3	vs Miami (OH) 01/24/23
3FG Attempts	5	vs Jackson St. 12/11/22



# 4 • TRENDON HANKERSON • GR • G • NOVI, MICH.



## SEASON STATS

Opponent	Date	GS	MIN	Total		3-Pointers		Free throws		Rebounds				PF	A	TO	BLK	STL	PTS	AVG
				FG-FGA	PCT	3FG-3FGA	PCT	FT-FTA	PCT	OFF	DEF	TOT	AVG							
South Dakota St.	11/07/2022	*	42:04	4-9	.444	2-6	.333	1-1	1.000	0	1	1	1.0	2	1	1	0	1	11	11.0
vs Mississippi St.	11/11/2022	*	27:16	1-7	.143	1-4	.250	2-2	1.000	1	3	4	2.5	3	0	2	1	1	5	8.0
Morgan St.	11/15/2022	*	32:09	2-12	.167	2-9	.222	0-2	.000	0	6	6	3.7	2	2	1	2	2	6	7.3
vs Western Ky.	11/21/2022	*	35:36	3-5	.600	2-4	.500	1-2	.500	0	4	4	3.8	0	1	2	0	1	9	7.8
vs LSU	11/22/2022	*	22:11	0-2	.000	0-1	.000	2-2	1.000	1	1	2	3.4	4	1	1	0	0	2	6.6
vs Nevada	11/23/2022	*	37:04	3-7	.429	2-5	.400	0-0	.000	0	7	7	4.0	3	0	2	0	0	8	6.8
at Marshall	11/30/2022	*	33:57	5-11	.455	1-6	.167	0-0	.000	1	3	4	4.0	0	2	3	0	2	11	7.4
Muskingum	12/04/2022	*	23:01	4-7	.571	2-5	.400	0-0	.000	0	4	4	4.0	1	2	0	0	1	10	7.8
Jackson St.	12/11/2022	*	38:05	5-9	.556	5-7	.714	2-2	1.000	0	1	1	3.7	1	2	1	1	0	17	8.8
Wright St.	12/14/2022	*	34:53	2-9	.222	1-7	.143	1-2	.500	0	5	5	3.8	3	4	0	0	2	6	8.5
Maine	12/19/2022	*	26:12	3-5	.600	2-3	.667	4-5	.800	1	3	4	3.8	1	2	1	0	1	12	8.8
at Bradley	12/22/2022	*	31:08	3-5	.600	3-3	1.000	0-0	.000	1	8	9	4.3	3	1	2	0	0	9	8.8
Concord	12/30/2022	*	31:41	6-12	.500	6-10	.600	0-0	.000	1	7	8	4.5	1	6	1	0	1	18	9.5
NIU	01/03/2023	*	35:24	1-8	.125	1-7	.143	0-0	.000	1	5	6	4.6	2	4	1	2	0	3	9.1
at Ball St.	01/06/2023	*	36:36	1-7	.143	1-4	.250	5-6	.833	0	5	5	4.7	2	1	3	0	0	8	9.0
at Bowling Green	01/10/2023	*	32:49	2-8	.250	2-7	.286	0-0	.000	0	2	2	4.5	2	3	2	1	2	6	8.8
Eastern Mich.	01/13/2023	*	28:47	5-9	.556	4-8	.500	0-0	.000	0	4	4	4.5	2	2	0	0	0	14	9.1
at Central Mich.	01/17/2023	*	35:03	4-10	.400	3-8	.375	0-0	.000	1	4	5	4.5	2	1	1	0	0	11	9.2
at Western Mich.	01/21/2023	*	34:28	2-11	.182	1-9	.111	0-0	.000	0	6	6	4.6	3	2	2	2	2	5	9.0
Miami (OH)	01/24/2023	*	36:16	2-11	.182	2-10	.200	0-0	.000	1	5	6	4.7	3	2	0	1	0	6	8.9
Ohio	01/28/2023	*	34:26	4-5	.800	3-3	1.000	3-4	.750	0	3	3	4.6	4	4	3	0	0	14	9.1
at Buffalo	01/31/2023	*	31:02	4-7	.571	2-3	.667	0-0	.000	0	2	2	4.5	1	5	1	2	2	10	9.1
Kent St.	02/03/2023	*	30:46	2-7	.286	2-6	.333	0-0	.000	0	1	1	4.3	1	1	1	1	0	6	9.0
Toledo	02/07/2023	*	33:50	7-12	.583	6-11	.545	0-0	.000	1	1	2	4.2	4	0	1	0	1	20	9.5
at Ohio	02/10/2023	*	37:42	3-8	.375	3-7	.429	0-0	.000	0	5	5	4.2	2	4	1	1	2	9	9.4
<b>Totals</b>		<b>25</b>	<b>822:26</b>	<b>78-203</b>	<b>.384</b>	<b>59-153</b>	<b>.386</b>	<b>21-28</b>	<b>.750</b>	<b>10</b>	<b>96</b>	<b>106</b>	<b>4.2</b>	<b>52</b>	<b>53</b>	<b>33</b>	<b>14</b>	<b>21</b>	<b>236</b>	<b>9.4</b>

### Player Averages

Games	Minutes/	Points/	FG Pct	3FG	FT Pct	Rebounds/	Assists/	Turnovers/	Assist/Turnover	Steals/	Blocks/
-------	----------	---------	--------	-----	--------	-----------	----------	------------	-----------------	---------	---------

## CAREER STATS

SEASON	TEAM	GP-GS	MIN/AVG	Field Goals		3-Point		F-Throws		Rebounds				Scoring						
				FG-FGA	FG%	3FG-3FGA	3FG%	FT-FTA	FT%	OFF	DEF	TOT	AVG	PF-FO	A	TO	BLK	STL	PTS	AVG
2018-19	NIU	21-2	395/18.8	17-54	.315	8-32	.250	3-4	.750	5	42	47	2.2	55-2	19	22	9	12	45	2.1
2019-20	NIU	31-31	978/31.5	84-180	.467	41-89	.461	25-30	.833	12	80	92	3.0	66-0	61	46	10	29	234	7.5
2020-21	NIU	19-19	646/34.0	99-250	.396	48-130	.369	18-26	.692	9	74	83	4.4	54-2	41	53	7	22	264	13.9
2021-22	NIU	30-30	1011/33.7	118-315	.375	62-177	.350	45-60	.750	9	103	112	3.7	80-3	68	55	11	54	343	11.4
2022-23	UA	25-25	822/32.9	78-203	.384	59-153	.386	21-28	.750	10	96	106	4.2	52-0	53	33	14	21	236	9.4
<b>TOTAL FOR UA</b>		<b>25-25</b>	<b>822/32.9</b>	<b>78-203</b>	<b>.384</b>	<b>59-153</b>	<b>.386</b>	<b>21-28</b>	<b>.750</b>	<b>10</b>	<b>96</b>	<b>106</b>	<b>4.2</b>	<b>52-0</b>	<b>53</b>	<b>33</b>	<b>14</b>	<b>21</b>	<b>236</b>	<b>9.4</b>
<b>TOTAL</b>		<b>126-107</b>	<b>3853/30.6</b>	<b>396-1002</b>	<b>.395</b>	<b>218-581</b>	<b>.375</b>	<b>112-148</b>	<b>.757</b>	<b>45</b>	<b>395</b>	<b>440</b>	<b>3.5</b>	<b>307-7</b>	<b>242</b>	<b>209</b>	<b>51</b>	<b>138</b>	<b>1122</b>	<b>8.9</b>

### Single Game Highs

Statistic	Value	
Points	28	at Washington 11/09/21
Rebounds	9	at Bradley 12/22/22
Assists	6	vs Eastern Mich. 01/11/20, vs Concord 12/30/22
Steals	4	4 times
Blocks	3	at Marquette 11/27/21
FG Made	9	at Central Mich. 03/05/21, at Washington 11/09/21
FG Attempts	20	vs Ball St. 12/08/20, at Toledo 12/22/20
3FG Made	6	at Washington 11/09/21, vs Concord 12/30/22, vs Toledo 02/07/23
3FG Attempts	11	4 times
FT Made	7	vs Ball St. 01/27/22
FT Attempts	8	vs Ball St. 01/27/22





# 5 • TAVARI JOHNSON • FR • G • LAGRANGE PARK, ILL.

## SEASON STATS



Opponent	Date	GS	MIN	Total		3-Pointers		Free throws		Rebounds				PF	A	TO	BLK	STL	PTS	AVG
				FG-FGA	PCT	3FG-3FGA	PCT	FT-FTA	PCT	OFF	DEF	TOT	AVG							
vs Mississippi St.	11/11/2022		05:43	0-0	.000	0-0	.000	0-0	.000	0	0	0	0.0	0	0	0	0	0	0	0.0
Morgan St.	11/15/2022		03:29	1-1	1.000	0-0	.000	0-0	.000	0	0	0	0.0	0	0	0	0	0	2	1.0
vs Western Ky.	11/21/2022		02:56	0-0	.000	0-0	.000	0-0	.000	0	1	1	0.3	1	0	2	0	0	0	0.7
vs LSU	11/22/2022		10:52	1-3	.333	1-1	1.000	2-2	1.000	0	0	0	0.3	3	0	2	0	2	5	1.8
vs Nevada	11/23/2022		26:26	9-10	.900	3-3	1.000	0-0	.000	0	3	3	0.8	3	4	3	0	2	21	5.6
at Marshall	11/30/2022		27:19	7-13	.538	2-5	.400	0-0	.000	2	2	4	1.3	1	4	1	0	1	16	7.3
Muskingum	12/04/2022	*	21:09	3-7	.429	3-6	.500	0-0	.000	0	5	5	1.9	0	6	0	0	1	9	7.6
Jackson St.	12/11/2022	*	24:09	2-5	.400	2-5	.400	0-0	.000	0	1	1	1.8	4	2	5	0	1	6	7.4
Wright St.	12/14/2022	*	27:33	6-14	.429	0-3	.000	2-4	.500	1	1	2	1.8	2	1	1	1	4	14	8.1
Maine	12/19/2022	*	28:51	2-6	.333	1-3	.333	0-0	.000	1	6	7	2.3	0	3	4	0	1	5	7.8
at Bradley	12/22/2022	*	26:46	1-7	.143	0-3	.000	0-0	.000	1	4	5	2.5	0	1	2	1	1	2	7.3
Concord	12/30/2022	*	20:48	2-6	.333	1-3	.333	1-2	.500	0	2	2	2.5	2	5	4	0	1	6	7.2
NIU	01/03/2023	*	28:07	3-9	.333	1-3	.333	1-2	.500	1	0	1	2.4	4	0	4	1	0	8	7.2
at Ball St.	01/06/2023	*	30:49	3-11	.273	1-4	.250	0-0	.000	0	6	6	2.6	2	0	6	0	1	7	7.2
at Bowling Green	01/10/2023	*	15:06	1-5	.200	1-4	.250	0-0	.000	0	1	1	2.5	1	1	0	0	0	3	6.9
Eastern Mich.	01/13/2023		18:37	3-4	.750	0-1	.000	0-0	.000	0	3	3	2.6	4	9	1	0	0	6	6.9
at Central Mich.	01/17/2023		14:45	0-5	.000	0-2	.000	0-0	.000	0	3	3	2.6	3	3	1	0	1	0	6.5
at Western Mich.	01/21/2023		13:59	0-2	.000	0-1	.000	0-0	.000	0	0	0	2.4	2	0	0	0	1	0	6.1
Miami (OH)	01/24/2023		07:58	1-2	.500	1-1	1.000	0-0	.000	0	0	0	2.3	1	0	1	0	0	3	5.9
Ohio	01/28/2023		08:25	3-3	1.000	0-0	.000	0-0	.000	0	0	0	2.2	3	1	0	0	0	6	6.0
at Buffalo	01/31/2023		15:49	2-4	.500	1-1	1.000	0-0	.000	0	0	0	2.1	2	2	1	0	4	5	5.9
Kent St.	02/03/2023		08:18	0-1	.000	0-1	.000	0-0	.000	1	1	2	2.1	0	3	1	0	1	0	5.6
Toledo	02/07/2023		10:17	1-5	.200	0-2	.000	0-0	.000	0	0	0	2.0	0	2	0	0	0	2	5.5
at Ohio	02/10/2023		05:07	1-5	.200	1-2	.500	0-0	.000	0	1	1	2.0	1	0	0	0	0	3	5.4
<b>Totals</b>		<b>9</b>	<b>403:19</b>	<b>52-128</b>	<b>.406</b>	<b>19-54</b>	<b>.352</b>	<b>6-10</b>	<b>.600</b>	<b>7</b>	<b>40</b>	<b>47</b>	<b>2.0</b>	<b>39</b>	<b>47</b>	<b>39</b>	<b>3</b>	<b>22</b>	<b>129</b>	<b>5.4</b>

### Player Averages

Games Played	Minutes/game	Points/game	FG Pct	3FG Pct	FT Pct	Rebounds/game	Assists/game	Turnovers/game	Assist/Turnover ratio	Steals/game	Blocks/game
24	16.8	5.4	40.6	35.2	60.0	2.0	2.0	1.6	1.2	0.9	0.1

## CAREER STATS

SEASON	TEAM	GP-GS	MIN/AVG	Field Goals		3-Point		F-Throws		Rebounds				Scoring						
				FG-FGA	FG%	3FG-3FGA	3FG%	FT-FTA	FT%	OFF	DEF	TOT	AVG	PF	FO	A	TO	BLK	STL	PTS
2022-23	UA	24-9	403/16.8	52-128	.406	19-54	.352	6-10	.600	7	40	47	2.0	39-0	47	39	3	22	129	5.4
<b>TOTAL</b>		<b>24-9</b>	<b>403/16.8</b>	<b>52-128</b>	<b>.406</b>	<b>19-54</b>	<b>.352</b>	<b>6-10</b>	<b>.600</b>	<b>7</b>	<b>40</b>	<b>47</b>	<b>2.0</b>	<b>39-0</b>	<b>47</b>	<b>39</b>	<b>3</b>	<b>22</b>	<b>129</b>	<b>5.4</b>

### Single Game Highs

Statistic	Value	
Points	21	vs Nevada 11/23/22
Rebounds	7	vs Maine 12/19/22
Assists	9	vs Eastern Mich. 01/13/23
Steals	4	vs Wright St. 12/14/22, at Buffalo 01/31/23
Blocks	1	vs Wright St. 12/14/22, at Bradley 12/22/22, vs NIU 01/03/23
FG Made	9	vs Nevada 11/23/22
FG Attempts	14	vs Wright St. 12/14/22
3FG Made	3	vs Muskingum 12/04/22, vs Nevada 11/23/22
3FG Attempts	6	vs Muskingum 12/04/22
FT Made	2	vs Wright St. 12/14/22, vs LSU 11/22/22
FT Attempts	4	vs Wright St. 12/14/22



# 11 • SAMMY HUNTER • JR • F • NASSAU, BAHAMAS



## SEASON STATS

Opponent	Date	GS	MIN	Total		3-Pointers		Free throws		Rebounds				PF	A	TO	BLK	STL	PTS	AVG	
				FG-FGA	PCT	3FG-3FGA	PCT	FT-FTA	PCT	OFF	DEF	TOT	AVG								
South Dakota St.	11/07/2022	*	22:16	2-10	.200	0-6	.000	0-0	.000	1	3	4	4.0	1	0	1	0	0	4	4.0	
vs Mississippi St.	11/11/2022	*	23:40	2-8	.250	1-5	.200	0-1	.000	0	3	3	3.5	1	0	0	0	0	5	4.5	
Morgan St.	11/15/2022	*	15:30	2-6	.333	0-3	.000	0-1	.000	1	1	2	3.0	0	2	1	0	0	4	4.3	
vs Western Ky.	11/21/2022	*	18:39	3-8	.375	1-5	.200	0-0	.000	0	1	1	2.5	2	0	0	0	0	7	5.0	
vs LSU	11/22/2022	*	27:09	4-14	.286	3-11	.273	2-2	1.000	1	0	1	2.2	0	0	0	0	1	13	6.6	
vs Nevada	11/23/2022	*	11:45	0-4	.000	0-2	.000	0-0	.000	0	0	0	1.8	1	0	0	0	0	0	5.5	
at Marshall	11/30/2022		17:52	4-10	.400	1-3	.333	0-1	.000	1	5	6	2.4	1	1	0	0	0	9	6.0	
Muskingum	12/04/2022		18:50	4-8	.500	1-3	.333	0-0	.000	2	2	4	2.6	1	1	0	0	0	9	6.4	
Jackson St.	12/11/2022		15:54	1-5	.200	0-4	.000	2-2	1.000	2	1	3	2.7	2	2	0	0	0	4	6.1	
Wright St.	12/14/2022		16:35	5-8	.625	3-6	.500	0-0	.000	0	4	4	2.8	2	0	1	1	0	13	6.8	
Maine	12/19/2022		20:16	0-4	.000	0-3	.000	0-0	.000	0	2	2	2.7	1	2	1	0	0	0	6.2	
at Bradley	12/22/2022		18:19	2-9	.222	2-6	.333	2-2	1.000	1	1	2	2.7	0	0	0	0	0	8	6.3	
Concord	12/30/2022		18:08	2-5	.400	0-3	.000	0-0	.000	3	3	6	2.9	4	0	0	0	0	4	6.2	
NIU	01/03/2023	*	13:58	1-5	.200	1-5	.200	0-0	.000	0	1	1	2.8	2	0	1	0	0	3	5.9	
at Ball St.	01/06/2023	*	19:39	1-2	.500	1-2	.500	0-0	.000	3	0	3	2.8	5	0	0	0	0	3	5.7	
at Bowling Green	01/10/2023		25:03	7-9	.778	4-6	.667	1-1	1.000	2	1	3	2.8	1	0	2	1	1	19	6.6	
Eastern Mich.	01/13/2023	*	24:00	5-8	.625	3-6	.500	0-1	.000	2	2	4	2.9	1	1	1	0	1	13	6.9	
at Central Mich.	01/17/2023	*	16:24	4-5	.800	2-3	.667	2-4	.500	0	2	2	2.8	3	1	0	0	0	12	7.2	
at Western Mich.	01/21/2023	*	27:56	2-9	.222	2-8	.250	2-3	.667	0	3	3	2.8	3	0	0	0	0	8	7.3	
Miami (OH)	01/24/2023	*	17:59	3-6	.500	0-2	.000	0-0	.000	1	2	3	2.9	0	0	0	0	0	6	7.2	
Ohio	01/28/2023	*	21:16	3-4	.750	3-3	1.000	0-0	.000	0	0	0	2.7	1	0	1	0	0	9	7.3	
at Buffalo	01/31/2023	*	16:22	1-4	.250	0-2	.000	0-0	.000	0	2	2	2.7	1	2	1	0	0	2	7.0	
Kent St.	02/03/2023	*	17:50	2-5	.400	1-2	.500	0-0	.000	1	0	1	2.6	4	0	1	0	0	5	7.0	
Toledo	02/07/2023	*	20:19	3-8	.375	1-5	.200	0-0	.000	1	1	2	2.6	3	0	1	0	1	7	7.0	
at Ohio	02/10/2023	*	08:46	0-2	.000	0-2	.000	0-0	.000	0	2	2	2.6	3	0	1	0	0	0	6.7	
<b>Totals</b>			<b>17</b>	<b>474:25</b>	<b>63-166</b>	<b>.380</b>	<b>30-106</b>	<b>.283</b>	<b>11-18</b>	<b>.611</b>	<b>22</b>	<b>42</b>	<b>64</b>	<b>2.6</b>	<b>43</b>	<b>12</b>	<b>13</b>	<b>2</b>	<b>4</b>	<b>167</b>	<b>6.7</b>

### Player Averages

Games Played	Minutes/ game	Points/ game	FG Pct	3FG Pct	FT Pct	Rebounds/ game	Assists/ game	Turnovers/ game	Assist/Turnover ratio	Steals/ game	Blocks/ game
--------------	---------------	--------------	--------	---------	--------	----------------	---------------	-----------------	-----------------------	--------------	--------------

## CAREER STATS

SEASON	TEAM	GP-GS	MIN/AVG	Field Goals		3-Point		F-Throws		Rebounds				Scoring						
				FG-FGA	FG%	3FG-3FGA	3FG%	FT-FTA	FT%	OFF	DEF	TOT	AVG	PF-FO	A	TO	BLK	STL	PTS	AVG
2019-20	OM	27-1	309/11.4	29-71	.408	1-8	.125	19-27	.704	14	23	37	1.4	47-0	11	15	4	6	78	2.9
2020-21	OM	25-0	198/7.9	20-42	.476	6-18	.333	10-16	.625	14	21	35	1.4	27-0	9	12	5	3	56	2.2
2021-22	OM	29-0	302/10.4	34-76	.447	5-25	.200	10-17	.588	19	15	34	1.2	43-0	4	12	5	6	83	2.9
2022-23	UA	25-17	474/19.0	63-166	.380	30-106	.283	11-18	.611	22	42	64	2.6	43-1	12	13	2	4	167	6.7
<b>TOTAL FOR UA</b>		<b>25-17</b>	<b>474/19.0</b>	<b>63-166</b>	<b>.380</b>	<b>30-106</b>	<b>.283</b>	<b>11-18</b>	<b>.611</b>	<b>22</b>	<b>42</b>	<b>64</b>	<b>2.6</b>	<b>43-1</b>	<b>12</b>	<b>13</b>	<b>2</b>	<b>4</b>	<b>167</b>	<b>6.7</b>
<b>TOTAL</b>		<b>106-18</b>	<b>1283/12.1</b>	<b>146-355</b>	<b>.411</b>	<b>42-157</b>	<b>.268</b>	<b>50-78</b>	<b>.641</b>	<b>69</b>	<b>101</b>	<b>170</b>	<b>1.6</b>	<b>160-1</b>	<b>36</b>	<b>52</b>	<b>16</b>	<b>19</b>	<b>384</b>	<b>3.6</b>

### Single Game Highs

Statistic	Value
Points	19 at Bowling Green 01/10/23
Rebounds	7 vs Louisiana Tech 03/19/21
Assists	2 10 times
Steals	3 vs Missouri 03/04/20
Blocks	3 vs Vanderbilt 02/29/20
FG Made	7 at Bowling Green 01/10/23
FG Attempts	14 vs LSU 11/22/22
3FG Made	4 at Bowling Green 01/10/23
3FG Attempts	11 vs LSU 11/22/22
FT Made	4 vs Seattle U 11/19/19
FT Attempts	4 9 times



# 12 • PAT MAYFIELD • FR • G • ELGIN, ILL.



## SEASON STATS

Opponent	Date	GS	MIN	Total		3-Pointers		Free throws		Rebounds				PF	A	TO	BLK	STL	PTS	AVG
				FG-FGA	PCT	3FG-3FGA	PCT	FT-FTA	PCT	OFF	DEF	TOT	AVG							
Muskingum	12/04/2022		05:04	0-1	.000	0-1	.000	0-0	.000	0	0	0	0.0	0	0	0	0	0	0	0.0
Maine	12/19/2022		01:13	1-1	1.000	0-0	.000	0-0	.000	0	1	1	0.5	0	0	0	0	0	2	1.0
at Bradley	12/22/2022		00:39	0-0	.000	0-0	.000	0-0	.000	0	0	0	0.3	0	0	0	0	1	0	0.7
Concord	12/30/2022		02:59	1-2	.500	0-1	.000	0-0	.000	0	3	3	1.0	0	0	0	0	0	2	1.0
NIU	01/03/2023		01:58	0-1	.000	0-0	.000	0-0	.000	0	1	1	1.0	0	0	0	1	0	0	0.8
Eastern Mich.	01/13/2023		04:48	0-1	.000	0-1	.000	1-2	.500	0	2	2	1.2	1	0	0	0	1	1	0.8
at Central Mich.	01/17/2023		01:25	0-0	.000	0-0	.000	0-0	.000	0	0	0	1.0	0	0	0	0	0	0	0.7
at Buffalo	01/31/2023		00:45	0-0	.000	0-0	.000	0-0	.000	0	0	0	0.9	0	0	0	0	0	0	0.6
<b>Totals</b>		<b>0</b>	<b>18:51</b>	<b>2-6</b>	<b>.333</b>	<b>0-3</b>	<b>.000</b>	<b>1-2</b>	<b>.500</b>	<b>0</b>	<b>7</b>	<b>7</b>	<b>0.9</b>	<b>1</b>	<b>0</b>	<b>0</b>	<b>1</b>	<b>2</b>	<b>5</b>	<b>0.6</b>

## Player Averages

Games Played	Minutes/game	Points/game	FG Pct	3FG Pct	FT Pct	Rebounds/game	Assists/game	Turnovers/game	Assist/Turnover ratio	Steals/game	Blocks/game
8	2.4	0.6	33.3	0.0	50.0	0.9	0.0	0.0	0.0	0.3	0.1

## CAREER STATS

SEASON	TEAM	GP-GS	MIN/AVG	Field Goals		3-Point		F-Throws		Rebounds				Scoring						
				FG-FGA	FG%	3FG-3FGA	3FG%	FT-FTA	FT%	OFF	DEF	TOT	AVG	PF	FO	A	TO	BLK	STL	PTS
2022-23	UA	8-0	19/2.4	2-6	.333	0-3	.000	1-2	.500	0	7	7	0.9	1-0	0	0	1	2	5	0.6
<b>TOTAL</b>		<b>8-0</b>	<b>19/2.4</b>	<b>2-6</b>	<b>.333</b>	<b>0-3</b>	<b>.000</b>	<b>1-2</b>	<b>.500</b>	<b>0</b>	<b>7</b>	<b>7</b>	<b>0.9</b>	<b>1-0</b>	<b>0</b>	<b>0</b>	<b>1</b>	<b>2</b>	<b>5</b>	<b>0.6</b>

## Single Game Highs

Statistic	Value
Points	2 vs Maine 12/19/22, vs Concord 12/30/22
Rebounds	3 vs Concord 12/30/22
Steals	1 at Bradley 12/22/22, vs Eastern Mich. 01/13/23
Blocks	1 vs NIU 01/03/23
FG Made	1 vs Maine 12/19/22, vs Concord 12/30/22
FG Attempts	2 vs Concord 12/30/22
3FG Attempts	1 vs Muskingum 12/04/22, vs Concord 12/30/22, vs Eastern Mich. 01/13/23
FT Made	1 vs Eastern Mich. 01/13/23





# 13 · XAVIER CASTANEDA · JR · G · CHICAGO, ILL.



## SEASON STATS

Opponent	Date	GS	MIN	Total		3-Pointers		Free throws		Rebounds				PF	A	TO	BLK	STL	PTS	AVG	
				FG-FGA	PCT	3FG-3FGA	PCT	FT-FTA	PCT	OFF	DEF	TOT	AVG								
South Dakota St.	11/07/2022	*	41:22	9-14	.643	8-12	.667	5-5	1.000	0	1	1	1.0	0	7	2	0	2	31	31.0	
vs Mississippi St.	11/11/2022	*	35:18	5-14	.357	3-10	.300	7-10	.700	1	3	4	2.5	2	6	2	0	3	20	25.5	
Morgan St.	11/15/2022	*	35:42	2-10	.200	2-8	.250	10-13	.769	0	6	6	3.7	2	2	2	0	2	16	22.3	
vs Western Ky.	11/21/2022	*	36:39	6-12	.500	1-4	.250	3-3	1.000	0	4	4	3.8	3	3	2	0	0	16	20.8	
vs LSU	11/22/2022	*	36:06	6-16	.375	4-9	.444	12-16	.750	1	5	6	4.2	0	4	3	0	1	28	22.2	
vs Nevada	11/23/2022	*	31:01	2-10	.200	2-9	.222	5-7	.714	0	3	3	4.0	2	1	1	0	0	11	20.3	
at Marshall	11/30/2022	*	29:41	1-13	.077	1-9	.111	1-4	.250	1	4	5	4.1	2	3	1	0	0	4	18.0	
Muskingum	12/04/2022	*	20:56	6-11	.545	5-8	.625	0-0	.000	0	5	5	4.3	0	0	1	1	0	17	17.9	
Jackson St.	12/11/2022	*	30:19	5-8	.625	2-4	.500	11-13	.846	1	3	4	4.2	0	2	1	0	1	23	18.4	
Wright St.	12/14/2022	*	34:12	5-10	.500	2-6	.333	7-8	.875	0	6	6	4.4	1	3	3	0	2	19	18.5	
Maine	12/19/2022	*	28:37	11-15	.733	7-8	.875	4-4	1.000	1	3	4	4.4	0	3	3	0	2	33	19.8	
at Bradley	12/22/2022	*	31:02	3-16	.188	3-8	.375	10-11	.909	2	4	6	4.5	0	2	3	0	0	19	19.8	
Concord	12/30/2022	*	31:46	3-12	.250	3-9	.333	8-9	.889	1	4	5	4.5	0	3	0	0	1	17	19.5	
at Bowling Green	01/10/2023	*	36:39	6-16	.375	3-8	.375	1-1	1.000	0	1	1	4.3	1	5	3	0	2	16	19.3	
Eastern Mich.	01/13/2023	*	27:01	5-12	.417	2-9	.222	11-12	.917	1	5	6	4.4	0	5	1	0	0	23	19.5	
at Central Mich.	01/17/2023	*	31:30	3-7	.429	1-4	.250	6-9	.667	0	4	4	4.4	3	5	2	0	1	13	19.1	
at Western Mich.	01/21/2023	*	36:44	11-25	.440	4-16	.250	6-7	.857	2	5	7	4.5	4	1	1	0	3	32	19.9	
Miami (OH)	01/24/2023	*	35:46	8-16	.500	6-13	.462	10-11	.909	1	3	4	4.5	3	2	4	0	0	32	20.6	
Ohio	01/28/2023	*	36:05	2-11	.182	2-8	.250	10-11	.909	1	4	5	4.5	1	1	0	0	2	16	20.3	
at Buffalo	01/31/2023	*	35:32	10-12	.833	7-8	.875	5-6	.833	2	1	3	4.5	3	1	5	1	0	32	20.9	
Kent St.	02/03/2023	*	36:29	6-14	.429	5-9	.556	7-9	.778	0	3	3	4.4	1	0	2	0	1	24	21.0	
Toledo	02/07/2023	*	38:28	6-18	.333	3-11	.273	8-8	1.000	1	3	4	4.4	2	1	2	0	2	23	21.1	
at Ohio	02/10/2023	*	36:55	10-15	.667	6-10	.600	8-9	.889	0	2	2	4.3	4	1	2	0	1	34	21.7	
<b>Totals</b>			<b>23</b>	<b>773:50</b>	<b>131-307</b>	<b>.427</b>	<b>82-200</b>	<b>.410</b>	<b>155-186</b>	<b>.833</b>	<b>16</b>	<b>82</b>	<b>98</b>	<b>4.3</b>	<b>34</b>	<b>61</b>	<b>46</b>	<b>2</b>	<b>26</b>	<b>499</b>	<b>21.7</b>

### Player Averages

Games Played	Minutes/game	Points/game	FG Pct	3FG Pct	FT Pct	Rebounds/game	Assists/game	Turnovers/game	Assist/Turnover ratio	Steals/game	Blocks/game
23	33.6	21.7	42.7	41.0	83.3	4.3	2.7	2.0	1.3	1.1	0.1

## CAREER STATS

SEASON	TEAM	GP-GS	MIN/AVG	Field Goals		3-Point		F-Throws		Rebounds				Scoring						
				FG-FGA	FG%	3FG-3FGA	3FG%	FT-FTA	FT%	OFF	DEF	TOT	AVG	PF-FO	A	TO	BLK	STL	PTS	AVG
2018-19	USF	38-3	710/18.7	47-141	.333	17-53	.321	53-76	.697	18	42	60	1.6	57-0	65	59	1	19	164	4.3
2019-20	USF	31-15	792/25.5	52-157	.331	25-80	.313	31-46	.674	6	64	70	2.3	53-0	54	53	2	31	160	5.2
2020-21	USF	20-5	475/23.8	54-150	.360	24-62	.387	37-42	.881	4	42	46	2.3	30-0	52	34	2	9	169	8.5
2021-22	UA	34-34	1089/32.0	140-344	.407	75-201	.373	107-130	.823	23	101	124	3.6	59-2	78	50	3	31	462	13.6
2022-23	UA	23-23	774/33.6	131-307	.427	82-200	.410	155-186	.833	16	82	98	4.3	34-0	61	46	2	26	499	21.7
<b>TOTAL FOR UA</b>		<b>57-57</b>	<b>1863/32.7</b>	<b>271-651</b>	<b>.416</b>	<b>157-401</b>	<b>.392</b>	<b>262-316</b>	<b>.829</b>	<b>39</b>	<b>183</b>	<b>222</b>	<b>3.9</b>	<b>93-2</b>	<b>139</b>	<b>96</b>	<b>5</b>	<b>57</b>	<b>961</b>	<b>16.9</b>
<b>TOTAL</b>		<b>146-80</b>	<b>3840/26.3</b>	<b>424-1099</b>	<b>.386</b>	<b>223-596</b>	<b>.374</b>	<b>383-480</b>	<b>.798</b>	<b>67</b>	<b>331</b>	<b>398</b>	<b>2.7</b>	<b>233-2</b>	<b>310</b>	<b>242</b>	<b>10</b>	<b>116</b>	<b>1454</b>	<b>10.0</b>

### Single Game Highs

Statistic	Value	
Points	34	at Ohio 02/10/23
Rebounds	7	4 times
Assists	7	vs South Dakota St. 11/07/22
Steals	5	vs Kent St. 03/12/22
Blocks	1	10 times
FG Made	11	vs Maine 12/19/22, at Western Mich. 01/21/23
FG Attempts	25	at Western Mich. 01/21/23
3FG Made	8	vs South Dakota St. 11/07/22
3FG Attempts	16	at Western Mich. 01/21/23
FT Made	12	vs LSU 11/22/22
FT Attempts	16	vs LSU 11/22/22



# 20 • EVAN WILSON • FR • G • NOBLESVILLE, IND.



## SEASON STATS

Opponent	Date	GS	MIN	Total		3-Pointers		Free throws		Rebounds				Scoring							
				FG-FGA	PCT	3FG-3FGA	PCT	FT-FTA	PCT	OFF	DEF	TOT	AVG	PF	A	TO	BLK	STL	PTS	AVG	
vs Mississippi St.	11/11/2022		00:41	0-0	.000	0-0	.000	0-0	.000	0	0	0	0.0	0	0	0	0	0	0	0	0
Muskingum	12/04/2022		08:01	1-5	.200	1-4	.250	0-2	.000	0	0	0	0.0	2	0	1	0	1	3	1.5	
Maine	12/19/2022		03:23	0-0	.000	0-0	.000	0-0	.000	0	1	1	0.3	1	2	0	0	1	0	1.0	
at Bradley	12/22/2022		00:39	0-0	.000	0-0	.000	0-0	.000	0	0	0	0.3	0	0	0	0	0	0	0.8	
Concord	12/30/2022		04:09	1-1	1.000	1-1	1.000	0-0	.000	0	0	0	0.2	1	1	1	0	0	3	1.2	
NIU	01/03/2023		02:20	1-1	1.000	1-1	1.000	0-0	.000	0	0	0	0.2	0	0	0	0	0	3	1.5	
Eastern Mich.	01/13/2023		06:23	1-2	.500	1-2	.500	0-0	.000	0	0	0	0.1	0	0	0	0	0	3	1.7	
at Central Mich.	01/17/2023		01:25	0-1	.000	0-0	.000	0-0	.000	0	0	0	0.1	0	0	0	0	0	0	1.5	
at Buffalo	01/31/2023		00:45	0-0	.000	0-0	.000	0-0	.000	0	0	0	0.1	0	0	0	0	0	0	1.3	
<b>Totals</b>		<b>0</b>	<b>27:46</b>	<b>4-10</b>	<b>.400</b>	<b>4-8</b>	<b>.500</b>	<b>0-2</b>	<b>.000</b>	<b>0</b>	<b>1</b>	<b>1</b>	<b>0.1</b>	<b>4</b>	<b>3</b>	<b>2</b>	<b>0</b>	<b>2</b>	<b>12</b>	<b>1.3</b>	

### Player Averages

Games Played	Minutes/game	Points/game	FG Pct	3FG Pct	FT Pct	Rebounds/game	Assists/game	Turnovers/game	Assist/Turnover ratio	Steals/game	Blocks/game
9	3.1	1.3	40.0	50.0	0.0	0.1	0.3	0.2	1.5	0.2	0.0

## CAREER STATS

SEASON	TEAM	GP-GS	MIN/AVG	Field Goals		3-Point		F-Throws		Rebounds				Scoring						
				FG-FGA	FG%	3FG-3FGA	3FG%	FT-FTA	FT%	OFF	DEF	TOT	AVG	PF-FO	A	TO	BLK	STL	PTS	AVG
2021-22	UA	6-0	14/2.4	1-4	.250	0-3	.000	0-0	.000	0	0	0	0.0	1-0	2	0	0	1	2	0.3
2022-23	UA	9-0	28/3.1	4-10	.400	4-8	.500	0-2	.000	0	1	1	0.1	4-0	3	2	0	2	12	1.3
<b>TOTAL</b>		<b>15-0</b>	<b>42/2.8</b>	<b>5-14</b>	<b>.357</b>	<b>4-11</b>	<b>.364</b>	<b>0-2</b>	<b>.000</b>	<b>0</b>	<b>1</b>	<b>1</b>	<b>0.1</b>	<b>5-0</b>	<b>5</b>	<b>2</b>	<b>0</b>	<b>3</b>	<b>14</b>	<b>0.9</b>

### Single Game Highs

Statistic	Value
Points	3 4 times
Rebounds	1 vs Maine 12/19/22
Assists	2 vs Maine 12/19/22
Steals	1 vs Wheeling 11/18/21, vs Muskingum 12/04/22, vs Maine 12/19/22
FG Made	1 5 times
FG Attempts	5 vs Muskingum 12/04/22
3FG Made	1 4 times
3FG Attempts	4 vs Muskingum 12/04/22
FT Attempts	2 vs Muskingum 12/04/22



# 22 · MIKAL DAWSON · JR · W · HUNTINGTON, W.VA.



## SEASON STATS

Opponent	Date	GS	MIN	Total		3-Pointers		Free throws		Rebounds				PF	A	TO	BLK	STL	PTS	AVG	
				FG-FGA	PCT	3FG-3FGA	PCT	FT-FTA	PCT	OFF	DEF	TOT	AVG								
at Ohio St.	11/09/2021		10:03	1-5	.200	0-3	.000	0-1	.000	1	1	2	2.0	2	0	2	0	0	2	2.0	
Point Park	11/13/2021		20:24	4-8	.500	4-8	.500	0-0	.000	1	1	2	2.0	3	2	1	0	1	12	7.0	
Wheeling	11/18/2021		20:51	2-4	.500	1-3	.333	0-2	.000	1	2	3	2.3	1	1	2	0	1	5	6.3	
vs Fordham	11/22/2021		16:59	0-1	.000	0-0	.000	0-0	.000	1	1	2	2.3	2	2	0	0	2	0	4.8	
vs App State	11/23/2021		14:13	3-7	.429	2-6	.333	0-0	.000	0	3	3	2.4	2	0	0	0	1	8	5.4	
vs Evansville	11/24/2021		24:26	1-3	.333	1-2	.500	0-0	.000	2	2	4	2.7	2	1	1	0	1	3	5.0	
Marshall	12/01/2021		28:20	0-2	.000	0-1	.000	0-0	.000	3	1	4	2.9	2	1	0	0	0	0	4.3	
Southern U.	12/04/2021		22:49	2-6	.333	2-6	.333	1-2	.500	2	3	5	3.1	4	1	2	0	2	7	4.6	
Florida A&M	12/12/2021		10:18	0-2	.000	0-2	.000	0-0	.000	0	1	1	2.9	3	0	0	0	0	0	4.1	
at Wright St.	12/15/2021		28:14	1-5	.200	1-5	.200	0-0	.000	0	1	1	2.7	2	1	0	0	1	3	4.0	
Buffalo	01/01/2022		27:32	3-6	.500	3-6	.500	0-0	.000	1	3	4	2.8	0	0	0	0	1	9	4.5	
Ohio	01/04/2022		34:35	4-11	.364	4-9	.444	2-2	1.000	0	3	3	2.8	1	2	0	0	1	14	5.3	
Ball St.	01/11/2022		21:51	4-6	.667	2-4	.500	0-1	.000	2	2	4	2.9	4	0	2	1	0	10	5.6	
at Kent St.	01/14/2022		21:27	0-2	.000	0-2	.000	0-0	.000	0	0	0	2.7	2	0	1	0	0	0	5.2	
Western Mich.	01/18/2022		22:41	3-7	.429	3-6	.500	0-0	.000	1	2	3	2.7	2	1	1	0	1	9	5.5	
at Bowling Green	01/20/2022		26:11	1-4	.250	1-4	.250	0-0	.000	1	2	3	2.8	1	0	0	0	0	3	5.3	
Eastern Mich.	01/22/2022		17:39	0-2	.000	0-2	.000	0-0	.000	0	2	2	2.7	1	0	2	0	0	0	5.0	
at Central Mich.	01/25/2022		20:11	0-1	.000	0-1	.000	0-0	.000	2	1	3	2.7	1	1	0	0	0	0	4.7	
at Toledo	01/28/2022		27:42	4-9	.444	3-8	.375	3-3	1.000	3	4	7	2.9	2	0	1	0	0	14	5.2	
Miami (OH)	02/04/2022		26:16	0-4	.000	0-4	.000	2-2	1.000	2	3	5	3.1	1	1	0	0	0	2	5.1	
at Miami (OH)	02/06/2022		17:50	0-1	.000	0-1	.000	1-2	.500	1	0	1	3.0	2	2	0	0	2	1	4.9	
at NIU	02/08/2022		23:54	2-5	.400	2-4	.500	0-0	.000	1	2	3	3.0	2	1	1	0	0	6	4.9	
Kent St.	02/11/2022		19:52	1-3	.333	1-3	.333	1-2	.500	1	2	3	3.0	1	1	1	0	1	4	4.9	
at Western Mich.	02/15/2022		21:22	1-2	.500	1-2	.500	0-0	.000	0	3	3	3.0	1	1	2	0	0	3	4.8	
NIU	02/17/2022	*	22:10	2-5	.400	1-4	.250	2-2	1.000	0	0	0	2.8	3	0	1	0	3	7	4.9	
at Eastern Mich.	02/19/2022	*	23:32	1-4	.250	1-4	.250	0-0	.000	0	3	3	2.8	1	1	0	0	2	3	4.8	
Bowling Green	02/22/2022	*	27:28	4-7	.571	4-7	.571	5-6	.833	0	4	4	2.9	3	0	0	0	2	17	5.3	
at Ohio	02/25/2022	*	37:17	5-8	.625	1-4	.250	4-4	1.000	1	4	5	3.0	2	2	2	0	2	15	5.6	
at Ball St.	03/01/2022	*	34:12	4-9	.444	3-8	.375	0-0	.000	1	3	4	3.0	2	1	0	0	4	11	5.8	
Central Mich.	03/04/2022	*	32:27	1-5	.200	1-4	.250	2-4	.500	3	5	8	3.2	1	2	1	0	1	5	5.8	
vs Buffalo	03/10/2022	*	33:38	5-9	.556	3-4	.750	1-2	.500	2	2	4	3.2	1	1	1	0	1	14	6.0	
vs Toledo	03/11/2022	*	28:19	3-6	.500	3-6	.500	0-0	.000	0	5	5	3.3	3	0	0	1	0	9	6.1	
vs Kent St.	03/12/2022	*	28:38	1-2	.500	1-1	1.000	0-0	.000	2	3	5	3.3	0	1	0	0	3	3	6.0	
vs UCLA	03/17/2022	*	31:27	1-4	.250	0-2	.000	0-0	.000	3	2	5	3.4	1	1	1	0	1	2	5.9	
<b>Totals</b>			<b>10</b>	<b>824:47</b>	<b>64-165</b>	<b>.388</b>	<b>49-136</b>	<b>.360</b>	<b>24-35</b>	<b>.686</b>	<b>38</b>	<b>76</b>	<b>114</b>	<b>3.4</b>	<b>61</b>	<b>28</b>	<b>25</b>	<b>2</b>	<b>34</b>	<b>201</b>	<b>5.9</b>

## CAREER STATS

SEASON	TEAM	GP-GS	MIN/AVG	Field Goals		3-Point		F-Throws		Rebounds				Scoring						
				FG-FGA	FG%	3FG-3FGA	3FG%	FT-FTA	FT%	OFF	DEF	TOT	AVG	PF-FO	A	TO	BLK	STL	PTS	AVG
2019-20	UA	17-0	75/4.4	2-12	.167	0-7	.000	2-4	.500	7	9	16	0.9	9-0	1	6	1	1	6	0.4
2020-21	UA	23-0	305/13.3	34-81	.420	20-62	.323	10-13	.769	19	31	50	2.2	25-0	14	9	0	10	98	4.3
2021-22	UA	34-10	825/24.3	64-165	.388	49-136	.360	24-35	.686	38	76	114	3.4	61-0	28	25	2	34	201	5.9
<b>TOTAL</b>		<b>74-10</b>	<b>1205/16.3</b>	<b>100-258</b>	<b>.388</b>	<b>69-205</b>	<b>.337</b>	<b>36-52</b>	<b>.692</b>	<b>64</b>	<b>116</b>	<b>180</b>	<b>2.4</b>	<b>95-0</b>	<b>43</b>	<b>40</b>	<b>3</b>	<b>45</b>	<b>305</b>	<b>4.1</b>


### Single Game Highs

Statistic	Value	
Points	17	vs Bowling Green 02/22/22
Rebounds	8	vs Central Mich. 03/04/22
Assists	2	9 times
Steals	4	at Ball St. 03/01/22
Blocks	1	at Bowling Green 02/25/20, vs Ball St. 01/11/22, vs Toledo 03/11/22
FG Made	5	at Western Mich. 01/23/21, at Ohio 02/25/22, vs Buffalo 03/10/22
FG Attempts	11	vs Ohio 01/04/22
3FG Made	4	vs Point Park 11/13/21, vs Ohio 01/04/22, vs Bowling Green 02/22/22
3FG Attempts	9	vs Cedarville 12/12/20, vs Ohio 01/04/22
FT Made	5	vs Bowling Green 02/22/22
FT Attempts	6	vs Bowling Green 02/22/22





# 25 • ENRIQUE FREEMAN • JR • F • CLEVELAND, OHIO



## SEASON STATS

Opponent	Date	GS	MIN	Total		3-Pointers		Free throws		Rebounds				PF	A	TO	BLK	STL	PTS	AVG
				FG-FGA	PCT	3FG-3FGA	PCT	FT-FTA	PCT	OFF	DEF	TOT	AVG							
South Dakota St.	11/07/2022	*	34:07	10-15	.667	0-0	.000	3-4	.750	5	9	14	14.0	4	6	3	1	0	23	23.0
vs Mississippi St.	11/11/2022	*	27:33	3-5	.600	0-0	.000	3-4	.750	1	2	3	8.5	3	0	2	0	2	9	16.0
Morgan St.	11/15/2022	*	34:30	7-13	.538	0-0	.000	3-6	.500	7	6	13	10.0	2	2	3	3	1	17	16.3
vs Western Ky.	11/21/2022	*	35:18	7-8	.875	0-1	.000	4-8	.500	3	8	11	10.3	2	3	2	0	0	18	16.8
vs LSU	11/22/2022	*	33:60	1-6	.167	0-0	.000	1-4	.250	5	5	10	10.2	1	2	1	1	0	3	14.0
vs Nevada	11/23/2022	*	35:27	4-11	.364	0-0	.000	1-3	.333	2	7	9	10.0	3	2	2	1	0	9	13.2
at Marshall	11/30/2022	*	28:17	4-12	.333	0-0	.000	2-4	.500	4	10	14	10.6	4	2	2	0	1	10	12.7
Muskingum	12/04/2022	*	22:46	3-3	1.000	0-0	.000	2-4	.500	1	3	4	9.8	0	2	2	1	2	8	12.1
Jackson St.	12/11/2022	*	33:48	7-7	1.000	0-0	.000	3-4	.750	1	8	9	9.7	0	5	0	3	1	17	12.7
Wright St.	12/14/2022	*	24:04	4-9	.444	0-0	.000	0-0	.000	5	10	15	10.2	4	2	3	0	0	8	12.2
Maine	12/19/2022	*	24:17	7-12	.583	0-0	.000	0-0	.000	2	6	8	10.0	0	2	3	1	0	14	12.4
at Bradley	12/22/2022	*	31:02	5-12	.417	0-0	.000	1-3	.333	5	5	10	10.0	1	0	4	0	2	11	12.3
Concord	12/30/2022	*	24:11	7-8	.875	0-0	.000	4-10	.400	3	7	10	10.0	3	2	2	2	0	18	12.7
NIU	01/03/2023	*	30:32	10-18	.556	0-0	.000	7-10	.700	4	11	15	10.4	1	2	3	0	3	27	13.7
at Ball St.	01/06/2023	*	33:44	9-13	.692	0-0	.000	5-6	.833	5	9	14	10.6	4	1	4	2	2	23	14.3
at Bowling Green	01/10/2023	*	33:17	6-11	.545	0-1	.000	9-10	.900	3	13	16	10.9	2	1	1	1	0	21	14.8
Eastern Mich.	01/13/2023	*	20:34	5-7	.714	0-0	.000	10-11	.909	3	6	9	10.8	2	1	2	1	0	20	15.1
at Central Mich.	01/17/2023	*	22:52	2-4	.500	0-0	.000	4-6	.667	2	7	9	10.7	5	0	2	1	1	8	14.7
at Western Mich.	01/21/2023	*	36:00	3-7	.429	0-0	.000	0-0	.000	4	7	11	10.7	2	2	0	3	1	6	14.2
Miami (OH)	01/24/2023	*	24:10	5-7	.714	0-0	.000	3-4	.750	3	5	8	10.6	5	2	2	1	0	13	14.2
Ohio	01/28/2023	*	37:46	14-18	.778	0-0	.000	4-9	.444	4	11	15	10.8	1	2	3	0	0	32	15.0
at Buffalo	01/31/2023	*	36:26	9-15	.600	0-0	.000	0-2	.000	1	8	9	10.7	2	2	2	2	0	18	15.1
Kent St.	02/03/2023	*	37:01	4-6	.667	1-1	1.000	10-12	.833	3	14	17	11.0	1	3	2	3	0	19	15.3
Toledo	02/07/2023	*	28:29	5-11	.455	0-0	.000	0-1	.000	4	8	12	11.0	4	3	2	0	0	10	15.1
at Ohio	02/10/2023	*	36:09	10-16	.625	0-0	.000	1-6	.167	7	5	12	11.1	0	1	3	3	0	21	15.3
<b>Totals</b>		<b>25</b>	<b>766:19</b>	<b>151-254</b>	<b>.594</b>	<b>1-3</b>	<b>.333</b>	<b>80-131</b>	<b>.611</b>	<b>87</b>	<b>190</b>	<b>277</b>	<b>11.1</b>	<b>56</b>	<b>50</b>	<b>55</b>	<b>30</b>	<b>16</b>	<b>383</b>	<b>15.3</b>

### Player Averages

Games Played	Minutes/game	Points/game	FG Pct	3FG Pct	FT Pct	Rebounds/game	Assists/game	Turnovers/game	Assist/Turnover ratio	Steals/game	Blocks/game
25	30.7	15.3	59.4	33.3	61.1	11.1	2.0	2.2	0.9	0.6	1.2

## CAREER STATS

SEASON	TEAM	GP-GS	MIN/AVG	Field Goals		3-Point		F-Throws		Rebounds				Scoring						
				FG-FGA	FG%	3FG-3FGA	3FG%	FT-FTA	FT%	OFF	DEF	TOT	AVG	PF-FO	A	TO	BLK	STL	PTS	AVG
2019-20	UA	7-0	13/1.9	1-1	1.000	0-0	.000	3-4	.750	1	3	4	0.6	1-0	0	0	1	0	5	0.7
2020-21	UA	23-20	517/22.5	77-104	.740	0-0	.000	27-41	.659	65	146	211	9.2	58-0	7	34	44	12	181	7.9
2021-22	UA	34-34	981/28.8	175-263	.665	0-3	.000	100-154	.649	111	256	367	10.8	100-4	46	64	41	16	450	13.2
2022-23	UA	25-25	766/30.7	151-254	.594	1-3	.333	80-131	.611	87	190	277	11.1	56-2	50	55	30	16	383	15.3
<b>TOTAL</b>		<b>89-79</b>	<b>2277/25.6</b>	<b>404-622</b>	<b>.650</b>	<b>1-6</b>	<b>.167</b>	<b>210-330</b>	<b>.636</b>	<b>264</b>	<b>595</b>	<b>859</b>	<b>9.7</b>	<b>215-6</b>	<b>103</b>	<b>153</b>	<b>116</b>	<b>44</b>	<b>1019</b>	<b>11.4</b>

### Single Game Highs

Statistic	Value	
Points	32	vs Ohio 01/28/23
Rebounds	21	vs Malone 12/19/20
Assists	6	vs South Dakota St. 11/07/22
Steals	3	vs NIU 01/03/23
Blocks	5	at Central Mich. 01/25/22, at Western Mich. 02/15/22
FG Made	14	vs Ohio 01/28/23
FG Attempts	18	vs NIU 01/03/23, vs Ohio 01/28/23
3FG Made	1	vs Kent St. 02/03/23
3FG Attempts	1	6 times
FT Made	10	vs Eastern Mich. 01/13/23, vs Kent St. 02/03/23
FT Attempts	12	vs Marshall 12/01/21, vs Kent St. 02/03/23



# 34 • NATE JOHNSON • FR • F • LIBERTY TWP, OHIO



## SEASON STATS

Opponent	Date	GS	MIN	Total		3-Pointers		Free throws		Rebounds				PF	A	TO	BLK	STL	PTS	AVG
				FG-FGA	PCT	3FG-3FGA	PCT	FT-FTA	PCT	OFF	DEF	TOT	AVG							
South Dakota St.	11/07/2022		25:09	3-4	.750	1-2	.500	0-0	.000	0	2	2	2.0	2	1	0	1	1	7	7.0
vs Mississippi St.	11/11/2022		18:51	0-2	.000	0-2	.000	0-0	.000	0	1	1	1.5	1	0	0	0	0	0	3.5
Morgan St.	11/15/2022		21:20	4-6	.667	2-2	1.000	1-2	.500	1	1	2	1.7	2	1	1	0	2	11	6.0
vs Western Ky.	11/21/2022		29:08	3-3	1.000	3-3	1.000	0-0	.000	2	3	5	2.5	2	1	2	0	1	9	6.8
vs LSU	11/22/2022		20:20	0-2	.000	0-0	.000	0-0	.000	5	2	7	3.4	0	0	2	0	0	0	5.4
vs Nevada	11/23/2022		19:18	1-3	.333	0-1	.000	0-0	.000	0	3	3	3.3	4	0	1	0	2	2	4.8
at Marshall	11/30/2022	*	23:59	0-4	.000	0-1	.000	0-0	.000	2	3	5	3.6	1	0	2	0	0	0	4.1
Muskingum	12/04/2022		13:28	4-6	.667	1-2	.500	0-0	.000	1	2	3	3.5	2	0	1	0	0	9	4.8
Jackson St.	12/11/2022		11:27	0-3	.000	0-2	.000	0-0	.000	0	1	1	3.2	0	1	1	0	1	0	4.2
Wright St.	12/14/2022		12:38	0-1	.000	0-0	.000	0-0	.000	0	3	3	3.2	0	1	2	0	1	0	3.8
Maine	12/19/2022		17:36	0-1	.000	0-0	.000	1-2	.500	1	0	1	3.0	2	1	0	0	1	1	3.5
at Bradley	12/22/2022		15:26	0-2	.000	0-1	.000	0-0	.000	0	3	3	3.0	0	0	2	0	0	0	3.3
Concord	12/30/2022		15:48	4-6	.667	1-2	.500	0-0	.000	0	1	1	2.8	1	0	1	0	4	9	3.7
NIU	01/03/2023		29:53	3-6	.500	1-2	.500	1-2	.500	1	1	2	2.8	1	0	0	0	0	8	4.0
at Ball St.	01/06/2023		17:21	2-3	.667	0-0	.000	2-2	1.000	0	1	1	2.7	5	1	1	0	0	6	4.1
at Bowling Green	01/10/2023		15:16	0-1	.000	0-0	.000	2-2	1.000	1	3	4	2.8	4	1	0	0	0	2	4.0
Eastern Mich.	01/13/2023		13:50	2-4	.500	0-2	.000	0-0	.000	1	4	5	2.9	2	2	0	0	0	4	4.0
at Central Mich.	01/17/2023		21:28	2-5	.400	1-4	.250	0-0	.000	1	2	3	2.9	0	1	2	0	3	5	4.1
at Western Mich.	01/21/2023		11:01	1-2	.500	1-1	1.000	0-0	.000	0	0	0	2.7	1	0	0	0	0	3	4.0
Miami (OH)	01/24/2023		17:50	1-3	.333	0-1	.000	0-0	.000	2	2	4	2.8	2	2	0	0	0	2	3.9
Ohio	01/28/2023		22:25	1-1	1.000	1-1	1.000	0-0	.000	1	3	4	2.9	0	3	2	0	1	3	3.9
at Buffalo	01/31/2023		19:25	4-5	.800	2-2	1.000	0-0	.000	2	4	6	3.0	2	1	3	0	0	10	4.1
Kent St.	02/03/2023		18:52	0-1	.000	0-1	.000	1-2	.500	0	0	0	2.9	2	1	0	0	2	1	4.0
Toledo	02/07/2023		13:22	0-1	.000	0-0	.000	0-0	.000	0	0	0	2.8	2	0	1	0	0	0	3.8
at Ohio	02/10/2023		27:41	2-4	.500	1-2	.500	0-0	.000	1	4	5	2.8	2	2	3	0	2	5	3.9
<b>Totals</b>		<b>1</b>	<b>472:51</b>	<b>37-79</b>	<b>.468</b>	<b>15-34</b>	<b>.441</b>	<b>8-12</b>	<b>.667</b>	<b>22</b>	<b>49</b>	<b>71</b>	<b>2.8</b>	<b>40</b>	<b>20</b>	<b>27</b>	<b>1</b>	<b>21</b>	<b>97</b>	<b>3.9</b>

### Player Averages

Games Played	Minutes/ game	Points/ game	FG Pct	3FG Pct	FT Pct	Rebounds/ game	Assists/ game	Turnovers/ game	Assist/Turnover ratio	Steals/ game	Blocks/ game
25	18.9	3.9	46.8	44.1	66.7	2.8	0.8	1.1	0.7	0.8	0.0

## CAREER STATS

		Field Goals		3-Point		F-Throws		Rebounds				Scoring								
SEASON	TEAM	GP-GS	MIN/AVG	FG-FGA	FG%	3FG-3FGA	3FG%	FT-FTA	FT%	OFF	DEF	TOT	AVG	PF-FO	A	TO	BLK	STL	PTS	AVG
2022-23	UA	25-1	473/18.9	37-79	.468	15-34	.441	8-12	.667	22	49	71	2.8	40-1	20	27	1	21	97	3.9
<b>TOTAL</b>		<b>25-1</b>	<b>473/18.9</b>	<b>37-79</b>	<b>.468</b>	<b>15-34</b>	<b>.441</b>	<b>8-12</b>	<b>.667</b>	<b>22</b>	<b>49</b>	<b>71</b>	<b>2.8</b>	<b>40-1</b>	<b>20</b>	<b>27</b>	<b>1</b>	<b>21</b>	<b>97</b>	<b>3.9</b>

### Single Game Highs

Statistic	Value
Points	11 vs Morgan St. 11/15/22
Rebounds	7 vs LSU 11/22/22
Assists	3 vs Ohio 01/28/23
Steals	4 vs Concord 12/30/22
Blocks	1 vs South Dakota St. 11/07/22
FG Made	4 4 times
FG Attempts	6 4 times
3FG Made	3 vs Western Ky. 11/21/22
3FG Attempts	4 at Central Mich. 01/17/23
FT Made	2 at Ball St. 01/06/23, at Bowling Green 01/10/23
FT Attempts	2 6 times



# JOHN GROCE

Head Coach

Sixth Season at Akron

15th Season Overall

Taylor '94

Groce became the Akron Zips 22nd head coach on April 6, 2017. He completed his fifth season at Akron with a 94-59 overall record, including a 63-25 mark over the last three seasons.

In Mid-American Conference play, the Zips are 54-38 under Groce and 40-16 over the last three years, owning the best winning percentage (.714) in the league.

Groce has a long track record of building championship caliber teams and

all-around successful young men. The program's mission "to be impactful", and the vision "OneAkron", resonates with everyone involved in the program as he is notorious for saying "It takes a village."

In 2022, The University of Akron basketball program claimed the 2022 MAC Men's Basketball Tournament Championship and advanced to the 2022 NCAA Tournament for the fifth time in program history. Akron entered NCAA Tournament as a No. 13 seed and played against the No. 4 seed UCLA Bruins in the First Round of the East Region at the Moda Center in Portland, Oregon on March 17, 2022. The Zips fell 57-53. Akron won eight consecutive games entering the NCAA Tournament, including the last five regular season games and the three MAC Tournament games. The Zips finished the season with a 24-10 overall record and 14-6 record in league play.

In 2020, the Zips matched the best regular season record in program history at 24-7. Groce led the Zips to five consecutive Mid-American Conference Tournaments, earning the No. 4 seed and defeating fifth-seeded Buffalo (70-68) in the quarterfinal round, top-seeded Toledo (70-62) in the semifinal round and second-seeded Kent State (75-55) in the finals. Akron earned No. 1 seed in 2020 - the 2020 MAC Tournament was canceled due to the COVID-19 pandemic.

During his 27-year coaching career, he has helped coach teams to 19 postseason appearances in 24 opportunities, including six regular season conference championships, eight conference tournament championships, a National Runner-up, an Elite 8, an NCAA Sweet 16 and seven Round of 32 appearances. Over 27 years his teams have not only shown consistent success on the court but have demonstrated sustained excellence in the classroom as well.

Prior to joining the Zips, Groce was head men's basketball coach at the University of Illinois for five seasons. During his tenure at Illinois, he led the Illini to an average of 19 wins per season along with postseason appearances in four of his five years in Champaign, owning a 95-75 record.

He arrived at Illinois after four seasons as head coach at Ohio University, where he led the Bobcats to an 85-56 overall record as well as Mid-American Conference Tournament titles and NCAA Tournament appearances in 2010 and 2012. Groce pursued building a championship program in all phases. There were signature wins on the court, player development improvements, recruiting success, and achievement in the classroom as well.

Ohio was the story of the 2012 Tournament, advancing to the Sweet 16 as a No. 13 seed with victories over No. 4 seed Michigan followed by No. 12 seed South Florida. The Bobcats made a strong push for the Elite Eight before falling to No. 1 seed North Carolina in overtime in the regional semifinal. It marked just the second time in Ohio's school history and first since 1964 that the Bobcats won multiple games in the NCAA Tournament. Ohio finished the 2012 season with a school-record 29 wins and was known for its pressure defense, ranking second nationally in turnover percentage and third in steals percentage.

Ohio also made noise in the 2010 postseason. Playing in the school's first NCAA Tournament game in five seasons, the Bobcats received a No. 14 seed and defeated No. 3 seed Georgetown. With the 2010 and 2012 NCAA performances, Ohio became just the sixth school ever to win Tournament games as both a 13 and 14 seed.

Groce earned his first head-coaching job at Ohio following four seasons on Thad Matta's staff at Ohio State from 2005-08, the first two as assistant coach and last two as associate head coach. During Groce's time in Columbus the Buckeyes amassed a record of 105-35, advanced to the NCAA Championship game in 2007 and second round in 2006, claimed back-to-back outright Big Ten Championships in 2006 and 2007 and won the NIT in 2008.

Groce played a key role in recruiting many of the top players at Ohio State and was named Rivals' 2006 National Recruiter of the Year.

Groce earned a bachelor's degree in mathematics from Taylor in 1994. He and his wife, Allison, have two sons, Conner and Camden, and a daughter, Cate.

## THE JOHN GROCE FILE

### COACHING EXPERIENCE

2018-present	Akron	Head Coach
2013-17	Illinois	Head Coach
2009-12	Ohio	Head Coach
2007-08	Ohio State	Associate Head Coach
2005-06	Ohio State	Assistant Coach
2002-04	Xavier	Assistant Coach
2001	Butler	Assistant Coach
1997-00	N.C. State	Assistant Coach
1994-96	Taylor	Assistant Coach

### YEAR-BY-YEAR COACHING RECORD

Year	Team	Overall	Conference	Finish/Postseason
2008-09	Ohio	15-17 (.468)	7-9 (.438)	6th East
2009-10	Ohio	22-15 (.595)	7-9 (.438)	5th East, NCAA Second Round
2010-11	Ohio	19-16 (.543)	9-7 (.563)	3rd East, CIT Quarterfinals
2011-12	Ohio	29-8 (.784)	11-5 (.688)	3rd East, NCAA Sweet 16
<b>Ohio Totals (4 seasons)</b>		<b>85-56 (.603)</b>	<b>34-30 (.531)</b>	
2012-13	Illinois	23-13 (.639)	8-10 (.444)	T7th, NCAA Third Round
2013-14	Illinois	20-15 (.571)	7-11 (.389)	T8th, NIT Second Round
2014-15	Illinois	19-14 (.576)	9-9 (.500)	T7th, NIT First Round
2015-16	Illinois	15-19 (.441)	5-13 (.278)	12th
2016-17	Illinois	18-14 (.563)	8-10 (.444)	9th
<b>Illinois (5 seasons)</b>		<b>97-76 (.561)</b>	<b>37-53 (.411)</b>	
2017-18	Akron	14-18 (.438)	6-12 (.333)	6th East
2018-19	Akron	17-16 (.515)	8-10 (.444)	4th East
2019-20	Akron	24-7 (.770)	14-4 (.760)	1st, MAC Champions
2020-21	Akron	15-8 (.667)	12-6 (.667)	3rd in MAC
2021-22	Akron	24-10 (.714)	14-6 (.727)	t-3rd, NCAA First Round
2022-23	Akron	17-8 (.667)	9-3 (.800)	
<b>Akron (5 seasons)</b>		<b>111-67 (.619)</b>	<b>63-401(.597)</b>	
<b>Career Totals (12 seasons)</b>		<b>232-199 (.593)</b>	<b>134-124 (.513)</b>	

**BIRTHDATE:** Sept. 7, 1971 **EDUCATION:** Taylor University, B.S. in mathematics, 1994  
**HOMETOWN:** Danville, Ind. **PLAYING CAREER:** 1991-93 Basketball (Taylor)  
**FAMILY:** Wife- Allison, Children- Conner, Camden, and Cate



## Groce ALL-Time Record vs Opponents

### THE NUMBERS ON AKRON HOOPS...

**4** Akron has won three MAC tournament titles to represent the league in the NCAA Tournament.

**17** The number of times the Zips have finished in the top-three in the MAC East since divisional play began during the 1997-98 season.

**19** Only 10 teams had at least 19 wins every season since the start of the 2004-05 campaign, including the Zips.

**21** Akron was one of just four programs in all of Division I basketball to post at least 21 wins in 12 straight-seasons.

**87** Akron has posted 87 winning seasons in 121 years of basketball.

**86.6** The Zips have a home winning percentage of 86.6 since the start of the 2004-05 campaign (254-38).

**138** The number of wins in league play the Zips have posted since the start of the 2012 MAC schedule 138-68, .696).

**218** Akron has posted 218 wins in conference play since the 2004-05 season (218-100). The Zips' 218 wins are the most in the league during that stretch.

**254** Akron has posted 254 home wins since the 2004-05 campaign (254-39, .866).

**429** The number of wins the Zips have posted since the start of the 2004-05 season, the most victories in the MAC.

**713** The number of consecutive games that Akron has made at least one 3-point basket.

**1,690** The Zips have won 1,690 games in their 122 seasons of basketball. Akron was the 56th Division I program to post 1,500 all-time wins.

Opponent	UA W-L	TOT W-L
Akron	0-0	6-4
Alabama	0-0	0-1
Alabama State	1-0	2-0
American	0-0	1-0
Appalachian State	1-1	1-1
Arkansas State	0-0	1-0
Auburn	0-0	2-0
Austin Peay	0-0	2-1
BYU	0-0	1-0
Ball State	5-4	8-7
Baylor	0-0	1-0
Boston U.	0-0	1-0
Bowling Green	9-3	12-9
Bradley	0-1	1-1
Brown	0-0	1-0
Bucknell	0-0	1-0
Buffalo	4-8	9-12
Butler	0-0	1-0
Carnegie Mellon	1-0	1-0
Cedarville	2-0	2-0
Central Michigan	7-1	10-3
Chaminade	0-0	1-0
Chattanooga	1-0	1-1
Chicago State	1-0	3-0
Clemson	0-1	0-2
Cleveland State	1-0	1-0
Colgate	0-0	1-0
Colorado	0-0	1-0
Concord	3-0	3-0
Coppin State	0-0	1-0
Dartmouth	0-0	1-0
Davidson	0-1	0-1
Dayton	0-1	0-1
Delaware	0-0	2-1
Detroit Mercy	1-0	2-0
Eastern Kentucky	0-0	2-1
Eastern Michigan	8-3	10-5
East Tennessee State	0-0	0-1
Elon	0-0	1-0
Evansville	1-0	1-0
Fordham	0-1	0-1
Florida State	0-0	0-1
Florida A&M	1-0	1-0
Gardner-Webb	0-0	1-0
George Mason	0-0	0-1
Georgetown	0-0	1-0
Georgia Southern	0-0	1-0
Georgia Tech	0-0	1-1
Gonzaga	0-0	1-0
Hampton	0-0	1-0
Hawaii	0-0	1-0
Holy Cross	0-0	1-0
Illinois State	0-1	2-1
Indiana	0-0	3-6
Indiana State	0-0	2-0
Iowa	0-0	4-4
Iowa State	0-0	0-1
IPFW	1-1	2-1
IUPUI	0-0	2-1
Jacksonville State	1-0	2-0
Kansas	0-0	0-1
Kennesaw State	0-0	2-0
Kent State	7-5	11-10
Lamar	0-0	2-1
Louisville	0-1	0-3
Liberty	0-1	0-1
LSU	0-1	0-1
Maine	1-0	1-0
Malone	3-0	3-0
Marietta	0-0	1-0
Massachusetts	1-0	1-0
Marshall	2-2	4-5
Maryland	0-0	1-3
McKendree	0-0	1-0
Merrimack	1-0	1-0
Miami (Fla.)	0-0	0-2
Miami (Ohio)	8-3	14-6
Michigan	0-0	3-9
Michigan State	0-0	3-4
Middle Tennessee	0-0	1-0
Minnesota	0-0	6-3
Mississippi State	0-1	0-1
Mississippi Valley State	1-0	1-0
Missouri	0-0	4-1
Morgan State	1-0	2-0
Muskingum	0-0	0-0
Nebraska	0-0	5-3
Nevada	0-2	0-2
Norfolk State	0-0	2-0
North Carolina	0-0	0-1
North Carolina Central	1-0	1-0
North Carolina A&T	0-0	2-0
North Carolina State	0-0	1-0
North Dakota State	0-0	1-0
North Florida	0-0	0-1
Northern Illinois	5-3	9-3
Northern Iowa	0-0	1-0
Northern Kentucky	0-0	1-0
Northwestern	0-0	5-3
Notre Dame	0-0	0-1
Oakland	0-0	1-1
Ohio	7-5	7-5
Ohio Valley	0-0	1-0
Ohio State	0-1	2-7
Oregon	0-0	0-2
Penn State	0-0	4-3
Pittsburgh	0-0	0-1
Point Park	1-0	1-0
Portland	0-0	1-0
Princeton	0-1	0-1
Providence	0-0	0-1
Purdue	0-0	3-5
Robert Morris	0-0	0-3
Rutgers	0-0	3-1
St. Bonaventure	1-1	1-2
St. Francis (N.Y.)	0-0	2-0
St. Francis (Pa.)	0-0	1-0
Santa Clara	0-0	1-0
South Carolina Upstate	1-0	1-0
South Dakota	0-0	1-0
South Dakota State	1-0	1-0
South Florida	0-0	1-0
Southeast Missouri	0-0	1-0
Southern	2-0	2-0
Temple	0-0	0-1
Tennessee	0-0	0-1
Tennessee-Martin	1-0	2-0
Tennessee State	1-0	1-0
Texas A&M-Corpus Christi	0-0	1-0
Toledo	1-7	6-8
Towson	0-0	0-0
Tulane	1-0	1-0
Tulsa	0-0	1-1
UAB	0-0	1-0
UIC	0-0	2-0
UNC Asheville	0-0	1-0
UNLV	0-0	1-0
USC	0-1	1-1
VCU	0-0	1-0
Valparaiso	0-0	2-0
Villanova	0-0	0-1
West Virginia	0-1	0-2
Western Carolina	0-0	2-0
Western Kentucky	1-0	1-0
Western Michigan	6-2	9-4
Wheeling	1-0	1-0
William & Mary	0-0	1-0
Winthrop	0-0	1-1
Wisconsin	0-0	0-8
Wright State	2-0	4-0
Xavier	0-0	0-1
Yale	0-0	1-0
Youngstown State	1-0	1-0
TOTAL	111-67	293-199





### LAST TIME AKRON...

**Scored 50+ points in a half: 7x Most:** vs Point Park (50), 11/13/21 (2nd)  
**Scored 55+ points in a half:** vs. Detroit (58), 12/18/13 (2nd)  
**Scored 60+ points in a half:** vs. Denison (70), 12/7/05 (1st)  
**Scored 90+ Points:** vs. Youngstown State (98), 11/10/18  
**Scored 90+ Points (MAC):** Buffalo (91) 1/28/17  
**Scored 100+ Points:** vs. Point Park (102), 11/13/21  
**Scored 100+ Points (MAC):** at Northern Illinois (101, 2ot), 1/29/03  
**Scored 110+ Points:** vs. Ball State (106, 2ot), 1/27/18  
**Scored 110+ Points (MAC):** vs. Ball State (111, 2ot), 1/27/18  
**Scored 120+ Points:** vs. Denison (123), 12/7/05  
**Scored 50 points or less:** at Gonzaga (43), 12/10/16  
**Scored 50 points or less (MAC):** vs. Ohio (50), 2/22/14  
**Scored 100 points in consecutive games:** vs. Ball State (105, ot), 1/4/03; at Ohio (104, 4ot), 1/8/03  
**Scored 100 points in 3+ consecutive games:** vs. Central Connecticut (100), 12/3/67; vs. Marietta (100), 12/10/67; at Heidelberg (102), 12/13/67  
**Won a game by 20+ points:** vs. Radford (47, 88-41), 11/17/16  
**Won a game by 30+ points:** vs. Chicago State (41, 87-46), 11/16/18  
**Won by one point:** at Buffalo (91-90), 1/28/17  
**Lost by one point:** at Northern Illinois (80-79), 2/13/16  
**Consecutive games decided by one point:** at Bowling Green (W, 69-68), 1/31/15; at Ohio (L, 83-82), 2/4/15  
**Made 35+ field goals:** vs. Point Park (36), 11/13/21  
**Made 40+ field goals:** vs. Denison (46), 12/7/05  
**Made 45+ field goals:** vs. Denison (46), 12/7/05  
**Made 50+ field goals:** vs. Hiram (57), 2/25/61  
**Shot over 50% from the field:** vs. Point Park (.500, 36-72), 11/13/21  
**Shot over 60% from the field:** at IPFW (.643, 36-56), 3/19/14  
**Shot over 65% from the field:** at Kent State (.660, 33-55), 1/24/98  
**Shot under 30% from the field:** at North Dakota State (.298, 17-57), 12/16/14  
**Made 10+ 3-pointers:** vs. Point Park (13) 11/13/21  
**Made 15+ 3-pointers (4x Last):** at Eastern Michigan (18) 2/10/17  
**Made 20+ 3-pointers:** vs. BGSU (20) 3/1/16  
**Made 0 3-pointers:** vs. Purdue, 12/7/00  
**Shot over 50% from 3-point (10 att):** vs. Buffalo (.591, 13-22), 2/24/17  
**Shot over 60% from 3-point (10 att):** at Ohio (.600, 9-15), 1/12/14  
**Shot over 70% from 3-point (10 att):** vs. Ohio (.750, 9-12), 3/10/12  
**Shot over 75% from 3-point (8 att):** vs. Northern Ill. (.778, 7-9), 2/19/90  
**Made 20+ free throws:** vs. Buffalo (20), 2/24/17  
**Made 25+ free throws:** vs. Buffalo (26), 1/28/17  
**Made 30+ free throws:** vs. Youngstown State (35), 12/21/07  
**Made 35+ free throws:** vs. Youngstown State (35), 12/21/07  
**Made 40+ free throws:** vs. Ball State (.905, 19-of-21), 1/27/18  
**Shot 100% from foul line (min. 10 att.):** vs. Bowling Green (10-10), 2/21/17  
**Had 15+ steals:** vs. Bluffton (17), 12/20/14  
**Had 20+ steals:** vs. Tiffin (20), 11/19/06  
**Had 20+ assists:** at Ohio (21), 2/27/13  
**Had 25+ assists:** vs. North Carolina Central (26), 12/8/07  
**Had 30+ assists:** vs. Denison (31), 12/7/05  
**Had 50+ rebounds:** vs. Arkansas-Pine Bluff (50), 12/18/12  
**Had 60+ rebounds:** vs. Coppin State (61), 1/2/13  
**Won rebounds by +20:** vs. Coppin State (29, 61-32), 1/2/13  
**Lost rebounds by +20:** vs. Canisius (20, 27-47), 11/15/08  
**Had 10+ blocked shots:** at Buffalo (10), 2/16/16  
**Had 15+ blocked shots:** vs. Kent State (15), 3/12/11  
**Had 5 or fewer turnovers:** vs. Youngstown State (5), 11/10/18  
**Had 10 or fewer turnovers:** at Western Michigan (8), 1/24/17  
**Had 20+ turnovers:** vs. Miami (Ohio) (20), 2/21/15  
**Had 25+ turnovers:** vs. Arkansas-Pine Bluff (25), 12/18/12  
**Won in overtime:** at Ohio (83-80, 2OT), 1/12/14  
**Lost in overtime:** vs. Ohio State (NIT: 72-63), 3/15/16  
**Played in two overtimes:** vs. Ball State (L, 111-106, 2ot), 1/27/18  
**Played in three overtimes:** vs. Xavier (L, 113-111), 12/21/96  
**Played in four overtimes:** at Ohio (L, 112-104), 1/8/02  
**Played in five overtimes:** at Eastern Kentucky (W, 88-86), 1/26/84  
**Played consecutive overtime games:** vs. Ball State (W, 105-104, ot), 1/4/03; at Ohio (L, 112-104, 4ot), 1/8/03  
**Overcame a 10+ point deficit to win:** Trailed 38-27 vs. CMU, won 89-85, 11/10/17  
**Overcame a 15+ point deficit to win:** Trailed 52-37 at NIU, won 76-73, 1/31/17  
**Overcame a 20+ point deficit to win:** Trailed 32-12 vs. Buffalo, won 68-64, 1/26/13

### LAST TIME AN OPPONENT...

**Scored 50+ points in a half:** vs. Davidson (52), 12/25/17 (2nd)  
**Scored 55+ points in a half:** vs. USC (55), 12/22/17 (2nd)  
**Scored 60+ points in a half:** at Louisville (65), 12/10/05 (2nd)  
**Scored 90+ Points:** Davidson (90), 12/25/17  
**Scored 90+ Points (MAC):** Buffalo (90), 1/28/17  
**Scored 100+ Points:** at Louisville (111), 12/10/05  
**Scored 100+ Points (MAC):** at Northern Illinois (100, 2ot), 1/29/03  
**Scored 110+ Points:** at Louisville (111), 12/10/05  
**Scored 110+ Points (MAC):** vs. Ball State (111, 2ot), 1/27/18  
**Scored 120+ Points:** at Eastern Kentucky (122), 1/19/80  
**Scored 50 points or less:** vs. Radford (41), 1/28/17  
**Scored 50 points or less (MAC):** vs. Miami (46), 1/23/16  
**Scored 100 points in consecutive games:** vs. Ball State (104, ot), 1/4/03; at Ohio (112, 4ot), 1/8/03  
**Scored 100 points in consecutive games (MAC):** vs. Ball State (104, ot), 1/4/03; at Ohio (112, 4ot), 1/8/03  
**Scored 100 points in 3+ consecutive games:** Never  
**Won a game by 20+ points:** vs. USC (31, 84-53), 12/21/17  
**Won a game by 30+ points:** at South Carolina (32, 78-45), 12/28/13  
**Made 35+ field goals:** at Buffalo (38), 2/19/14  
**Made 40+ field goals:** at Louisville (40), 12/10/05  
**Made 45+ field goals:** at Marshall (47), 12/21/51  
**Made 50+ field goals:** Never  
**Shot over 50% from the field:** vs. Davidson (.532, 33-62), 12/25/17  
**Shot over 60% from the field:** at IPFW (.600, 33-55), 3/19/14  
**Shot over 65% from the field:** vs. Ohio (.652, 30-46), 2/12/94  
**Shot under 30% from the field:** vs. Western Michigan (.259, 14-54), 3/11/15  
**Made 10+ 3-pointers:** Davidson (13), 12/25/17  
**Made 15+ 3-pointers 2x Most:** vs. Marshall (12), 12/17/16  
**Made 0 3-pointers:** at Valparaiso, 11/18/11  
**Shot over 50% from 3-point (10 att):** vs. Eastern Michigan (.529, 9-17), 1/19/16  
**Shot over 60% from 3-point (10 att):** at Ohio (.611, 11-18), 2/4/15  
**Shot over 70% from 3-point (10 att):** vs. Toledo (.786, 11-14), 1/20/93  
**Shot over 75% from 3-point (10 att):** at Toledo (.818, 9-11), 1/9/15  
**Made 20+ free throws:** vs. USC (20), 12/25/17  
**Made 25+ free throws:** at Kent State (25), 3/6/15  
**Made 30+ free throws:** at Saint Mary's (32), 11/12/13  
**Made 35+ free throws:** vs. Toledo (36, ot), 3/10/09  
**Made 40+ free throws:** Never  
**Shot 90% from foul line:** vs. Ohio (.900, 18-20), 2/27/15  
**Shot 100% from foul line (min. 10 att.):** at Florida State (10-10), 3/18/08  
**Had 15+ steals:** vs. Arkansas-Pine Bluff (18), 12/18/12  
**Had 20+ steals:** Never  
**Had 20+ assists:** at IPFW (20), 3/19/14  
**Had 25+ assists:** at Northwestern (25), 3/13/12  
**Had 30+ assists:** at Louisville (31), 12/10/05  
**Had 50+ rebounds:** vs. Western Michigan (51), 3/11/11; (50), 1/8/16)  
**Had 10+ blocked shots:** vs. VCU (10), 2/23/08  
**Had 15+ blocked shots:** Never  
**Had 5 or fewer turnovers:** vs. Miami (Ohio) (5), 3/10/07  
**Had 10 or fewer turnovers 3x Least:** vs. UMES (8), 12/22/16  
**Had 20+ turnovers:** vs. Radford (22), 2/14/15  
**Had 30+ turnovers:** vs. Canisius (30), 11/15/08  
**Overcame a 10+ point deficit to win:** YSU trailed 41-30 and won 90-82, 11/12/16  
**Overcame a 15+ point deficit to win:** Western Michigan trailed 37-19 and won 64-60 in overtime, 3/14/14



## LAST TIME AN AKRON PLAYER...

### SCORING

**Scored 20+ Points:** Xavier Castaneda (23), vs. Eastern Michigan 1/13/23  
**Scored 25+ Points:** Enrique Freeman (27), vs. Northern Illinois 1/3/23  
**Scored 30+ Points:** Xavier Castaneda (31), vs. South Dakota State, 11/7/22  
**Scored 35+ Points:** Romeo Travis (37), vs. Bowling Green, 2/24/07  
**Scored 40+ Points:** Derrick Tarver (44), vs. Wright State, 12/30/03  
**Scored 45+ Points:** Jimond Ivey (48), vs. Ball State, 1/27/18  
**Scored 50+ Points:** Never  
**Two players had 20+ points:** Xavier Castaneda (43) and Enrique Freeman (22) vs Eastern Michigan, 1/13/23  
**Three players had 20+ points:** Nikola Cvetinovic (27); Brett McClanahan (22); Zeke Marshall (22), vs. Youngstown State, 11/20/10  
**Two players had 25+ points:** Kwan Cheatham (31); Isaiah Johnson (27), UB, 1/28/17  
**Two players had 30+ points:** Rashon Brown (31); David Falknor (30), vs. Western Michigan, 3/4/02  
**Scored 20+ points, half:** Derrick Tarver (27), vs. Wright State, 12/30/03 (1st)  
**Scored 20+ points in five-straight games:** Derrick Tarver (6), 1/10/04-1/28/04  
**Scored 20+ points in 10+ straight games:** Joe Jakubick (17), 1/9/84-3/3/84  
**Scored in double figures in 10+ straight games:** Isaiah Johnson (13), 1/12-2/23/16  
**Scored in double figures in 15+ straight games:** Demetrius "Tree" Treadwell (22), 1/8/14-11/14/14  
**Scored in double figures in 30+ straight games:** Joe Jakubick (30), 3/11/82-3/3/84  
**All five starters scored in double figures: 2x** Isaiah Johnson (15), Antino Jackson (13), Jimond Ivey (13), Kwan Cheatham, Jr. (10), Tavian Dunn-Martin (10); vs. UMS, 12/22/16  
**Kwan Cheatham (20), Noah Robotham (14), Isaiah Johnson (13), Jimond Ivey (13), and Antino Jackson (12) vs. Western Michigan 1/24/17**  
**5 players scored in double figures Last:** Xavier Castaneda (23), Enrique Freeman (20), Sammy Hunter (14), Trendon Hankerson (13), Greg Tribble (10), Amani Lyles (10); vs. Eastern Michigan 1/13/23  
**6 players scored in double figures:** Xavier Castaneda (23), Enrique Freeman (20), Sammy Hunter (14), Trendon Hankerson (13), Greg Tribble (10), Amani Lyles (10); vs. Eastern Michigan 1/13/23  
**7 players scored in double figures:** Bubba Walther (21), Zach Sowers (12), Matt Futch (11), Nick Dials (10), Dru Joyce (10), Romeo Travis (10), John Rybak (10); vs. Denison, 12/7/05  
**DOUBLE-DOUBLES**  
**Had a double-double:** Jimond Ivey (24 pts., 13 Rebs) vs Chattanooga 11/28/17  
**Two players with a double-double:** Jimond Ivey (14 pts., 12 rebs.), Isaiah Johnson (10 pts., 10 rebs.); vs. Kent State, 3/3/17  
**Three players with a double-double:** Kwan Cheatham, Jr. (16 pts., 12 Rebs); Isaiah Johnson (14 pts, 10 Rebs); Jimond Ivey (12 pts, 11 Rebs) all vs American 11/12/16  
**20-point, 10-rebound double-double:** Enrique Freeman (21 pts., 13 rebs.), vs. BGSU, 1/10/23  
**25-point, 10-rebound double-double:** Enrique Freeman (27 pts., 15 rebs.), vs. NIU 1/3/23  
**Double-double in points and assists:** Dru Joyce (12 pts., 13 ast.), vs. Hampton, 11/27/04  
**Had a triple-double:** Never  
**SHOOTING**  
**Made 10+ field goals:** Emmanuel Olojakpoke (10), vs. Fort Wayne 12/6/17  
**Made 15+ field goals:** Jimond Ivey (15), at Ball State, 1/27/18  
**Attempted 20+ field goals:** Jimond Ivey (23), at Ball State, 1/27/18  
**Attempted 25+ field goals:** Derrick Tarver (25), at Ball State, 3/8/04  
**Made 5+ 3-pointers:** Daniel Utomi (5), at EMU (2/10/17)  
**Made 7+ 3-pointers:** Jimond Ivey (9), vs Ball State 1/27/18  
**Made 10+ 3-pointers:** Bryan Trimble, Jr. (10), vs. Bowling Green, 1/20/22  
**Attempted 10+ 3-pointers:** Josh Williams (10), vs. CMU, 1/10/17  
**Attempted 12+ 3-pointers:** Jimond Ivey (12), vs Ball State 1/27/18  
**Attempted 15+ 3-pointers:** Derrick Tarver (15), vs. Wright State, 12/30/03  
**Made a 3-pointer in 10+ straight games:** Kwan Cheatham (14), 12/3/16-1/28/17  
**Made a 3-pointer in 15+ straight games:** Steve McNees (16), 1/3/11-2/26/11  
**Made a 3-pointer in 20+ straight games:** Brett McClanahan (20), 11/12/10-1/26/11  
**Shot 100% from 3-point range (min. 5 att.):** Jake Kretzer (5-5), at Ohio, 2/27/13  
**FREE THROWS**  
**Made 10+ free throws:** Xavier Castaneda (11-of-12), vs. EMU, 1/13/23  
**Made 15+ free throws:** Romeo Travis (16), vs. Bowling Green, 2/24/07  
**Made 20+ free throws:** Jim Fenton (20), vs. John Carroll, 1/6/54  
**Made 20+ consecutive free throws:** Darryl Roberts (30), 1/22/11-3/11/11  
**Made 30+ consecutive free throws:** Darryl Roberts (30), 1/22/11-3/11/11  
**Attempted 15+ free throws:** Isaiah Johnson (11-of-16), vs. CMU, 1/10/17  
**Attempted 20+ free throws:** Romeo Travis (23), vs. Bowling Green, 2/24/07  
**Shot 100% from the foul line (min. 10 att.):** Johnny Hollingsworth (10-10), vs. Marshall, 3/5/03

### REBOUNDS

**Had 10+ rebounds:** Kwan Cheatham, Jr. (13), vs Ohio 2/4/17  
**Had 15+ rebounds:** Isaiah Johnson (16), vs. Eastern Michigan 3/10/16  
**Had 20+ rebounds:** Enrique Freeman (21) vs Malone 12/19/20; Bryan Roth (21), vs. Eastern Kentucky, 2/9/85  
**Had 25+ rebounds:** Roger Johnson (25), vs. Ill. Wesleyan, 1/4/69  
**Had 10+ rebounds in three-consecutive games:** Demetrius "Tree" Treadwell, 12/16/13-12/23/13  
**Had 10+ rebounds in four-consecutive games:** Demetrius "Tree" Treadwell, 1/15/14-1/25/14  
**Had 10+ rebounds in five-consecutive games:** Demetrius "Tree" Treadwell, 2/1/14-2/15/14  
**Two players had 10+ rebounds:** Quincy Diggs (12), Demetrius "Tree" Treadwell (11); at Miami (Ohio), 2/26/14  
**Three players had 10+ rebounds:** Jake Kretzer (12), Zeke Marshall (12), Nick Harney (11); vs. Coppin State, 1/2/13

### ASSISTS

**Had 7+ assists:** Isaiah Johnson vs. Lipscomb (8), 1/3/17  
**Had 10+ assists:** Alex Abreu (10), at Northwestern, 3/13/12  
**Had 12+ assists:** Wendell Bates (12), vs. Kent State, 12/18/79  
**Had 15+ assists:** Never

### BLOCKED SHOTS

**Had 5 blocked shots:** Demetrius "Tree" Treadwell (5), at EMU, 1/22/14  
**Had 6 blocked shots:** Zeke Marshall (6), vs. Buffalo, 1/26/13  
**Had 7 blocked shots:** Zeke Marshall (7), vs. Kent State, 3/15/13  
**Had 8 blocked shots:** Zeke Marshall (9), at Toledo, 1/23/13  
**Had 10+ blocked shots:** Never

### STEALS

**Had 5 steals:** Antino Jackson (5), at Miami, 1/14/17  
**Had 6 steals:** Alex Abreu (6), at Mississippi State, 11/9/11  
**Had 7 steals:** Jimmal Ball (7), at Buffalo, 1/24/00  
**Had 8 steals:** Jimmal Ball (9), at Eastern Michigan, 1/19/00

## LAST TIME AN OPPOSING PLAYER...

**Scored 20+ Points:** Braylon Rayson (27), at Central Michigan 1/10/17  
**Scored 30+ Points:** Marcus Keene (33), at Central Michigan, 1/10/17; Blake Hamilton (33) 1/28/17; Jaaron Simmons (38) 2/4/17  
**Scored 40+ Points:** Carlos Medlock (42), vs. Eastern Michigan, 3/11/10  
**Scored 50+ Points:** Never  
**Had a double-double:** Kenny Carpenter (CSU) (11 points and 12 rebounds) 11/11/17  
**Made 10+ field goals:** Blake Hamilton (13) Buffalo 1/28/17; Jaaron Simmons (10) 2/4/17  
**Attempted 20+ field goals:** Josh Hart (21) at Villanova, 11/22/15  
**Made 5+ 3-pointers:** Jaaron Simmons (5-of-5) Ohi 2/4/17  
**Attempted 10+ 3-pointers:** Anthlon Bell (13) at Arkansas, 11/18/15  
**Made 10+ free throws:** Raven Lee (13), at Eastern Michigan, 2/14/15  
**Attempted 15+ free throws:** D.J. Newbill (15), at Penn State, 11/25/14  
**Shot 100% from the foul line (min. 10 att.):** Braylon Rayson (10-10), at Central Michigan, 1/12/16  
**Had 10+ rebounds:** Kenny Carpenter (12) vs. Cleveland State, 11/11/17  
**Had 15+ rebounds:** Jordan Fouse (16), at Green Bay, 11/24/15  
**Had 20+ rebounds:** Reggie Keely (20), vs. Ohio, 2/14/10  
**Had 10+ assists:** D.J. Cooper (10), at Ohio, 2/26/12  
**Had 5+ blocked shots:** Jimmy Hall (5), at Kent State, 3/6/15  
**Had 5+ steals:** Cameron Morse (5), at YSU, 11/12/16



### The Zips All-Time Records vs Opponents

Adrian	1	0	2016-17	Same	W1	Findlay	1	1	1937-38	1938-39	L1
Air Force	1	0	2016-17	Same	W1	Florida Atlantic	1	0	1992-93	Same	W1
Alabama	0	1	2000-01	Same	L1	Florida A&M	2	0	2011-12	2021-22	W2
Alabama State	1	0	2018-19	2018-19	1-0	Fla. International	3	2	1987-88	1999-2000	L1
Albion	3	0	1946-47	1948-49	W3	Florida State	1	0	2007-08	Same	W1
Alfred	1	0	1938-39	1938-39	W1	Franklin & Marshall	2	1	1937-38	1939-40	W1
Allegheny	0	5	1905-06	1913-14	L5	Gannon	11	11	1945-46	1978-79	L1
Alliance (Pa.)	1	0	1969-70	1969-70	W1	Gardner-Webb	1	0	2006-07	Same	W1
American	5	1	1961-62	2016-17	W2	Geneva	10	6	1916-17	1965-66	W1
Appalachian State	1	1	2017-18	2021-22	L1	George Mason	2	0	1996-97	1997-98	W2
Arizona State	1	1	1950-51	1956-57	L1	Georgia Southern	1	0	2016-17	2016-17	W1
Arkansas	1	0	2015-16	Same	W1	Glenville	2	1	1936-37	1938-39	L1
Arkansas-Little Rock	1	1	2006-07	2010-11	W1	Gonzaga	0	2	2008-09	2016-17	L2
Arkansas-Pine Bluff	5	0	2009-10	2014-15	W5	Green Bay	3	6	1989-90	2015-16	L2
Ashland	25	3	1904-05	1989-90	W6	Grove City	1	1	1916-17	1917-18	W1
Augustana	1	0	1968-69	1968-69	W1	Hampton	3	1	2001-02	2004-05	W3
Austin Peay	11	9	1957-58	2009-10	W3	Hayward State	1	0	1974-75	Same	W1
Baldwin-Wallace	66	25	1902-03	1979-80	W7	Heidelberg	43	9	1910-11	1966-67	W14
<b>Ball State</b>	<b>28</b>	<b>19</b>	<b>1937-38</b>	<b>2022-23</b>	<b>L1</b>	Hillsdale	1	0	1948-49	1948-49	W1
Bellarmine	3	2	1967-68	1974-75	W3	Hiram	42	3	1904-05	2015-16	W40
Bethany	1	0	1966-67	Same	W1	Hofstra	5	1	1963-64	1970-71	W3
Bethune-Cookman	4	0	1987-88	2015-16	W4	Houston	2	1	1993-94	2016-17	W2
Binghamton	2	0	2006-07	2007-08	W2	Howard	1	0	2009-10	Same	W1
Bluffton	2	0	1946-47	2014-15	W2	Idaho State	0	1	1991-93	Same	L1
Boise State	1	1	1988-89	Same	L1	Illinois-Chicago	5	4	1983-84	2010-11	W3
<b>Bowling Green</b>	<b>45</b>	<b>28</b>	<b>1937-38</b>	<b>2022-23</b>	<b>W3</b>	Illinois State	2	7	1969-70	2018-19	L1
Bridgewater	1	0	1960-61	Same	W1	Illinois Wesleyan	2	0	1968-69	1971-72	W2
Brockport State	5	1	1971-72	1976-77	W2	Indiana	1	0	1904-05	Same	W1
Brooklyn College	4	0	1987-88	1988-89	W4	IPFW	1	2	2013-14	2018-19	L1
Brown	2	0	1947-48	1969-70	W2	IUPUI	1	0	1990-91	Same	W1
Bradley	0	1	2022-23	Same	L1	Indiana State	2	0	1977-78	1978-79	W2
Bryant	1	0	2014-15	Same	W1	Iona	1	1	1970-71	2971-72	W1
Bucknell	2	0	1964-65	1966-67	W2	Iowa State	5	0	1955-56	2015-16	W5
<b>Buffalo</b>	<b>39</b>	<b>33</b>	<b>1954-55</b>	<b>2022-23</b>	<b>W4</b>	Ithaca	0	1	2013-14	Same	L1
Buffalo State	6	3	1967-68	1976-77	L2	Jackson State	1	0	1963-64	Same	W1
Butler	0	1	1964-65	Same	L1	Jacksonville (Fla.)	0	1	2022-23	Same	-
California	0	1	2005-06	Same	L1	James Madison	0	1	1983-84	Same	L1
UC- Santa Barbara	1	2	1953-54	2015-16	W1	John Carroll	1	1	2002-03	2003-04	W1
UC-Irvine	1	0	2016-17	2016-17	W1	Johns Hopkins	21	7	1934-35	2012-13	W7
Canisius	3	3	1942-43	2008-09	W1	Juniata	2	0	1954-55	1955-56	W2
Capital	13	0	1917-18	2002-03	W13	Kansas State	0	3	1988-89	1990-91	L3
Carnegie Mellon	3	0	1943-44	2018-19	W3	<b>Kent State</b>	<b>79</b>	<b>80</b>	<b>1915-16</b>	<b>2021-22</b>	<b>W1</b>
Carson-Newman	0	1	1973-74	Same	L1	Kentucky	0	2	1936-37	1981-82	L2
Case Tech	34	18	1903-04	1956-57	W1	Ky. Wesleyan	5	7	1965-66	1976-77	W1
Catholic	1	0	1962-63	Same	W1	Kenyon	22	4	1903-04	1987-88	W4
Cedarville	2	0	2020-21	2018-19	W2	Lake Forest	2	0	1957-58	1958-59	W2
Centenary	1	0	1938-39	Same	W1	Lamar	2	1	1990-91	1991-92	L1
Central Connecticut	6	3	1966-67	1986-87	W1	La Salle	0	1	1939-40	Same	L1
Central Florida	4	0	1984-85	1989-90	W4	Lawrence Tech	6	0	1938-39	1959-60	W6
<b>Central Michigan</b>	<b>39</b>	<b>15</b>	<b>1938-39</b>	<b>2022-23</b>	<b>W6</b>	LeMoyné	1	0	1963-64	Same	W1
Central State	1	0	1983-84	Same	W1	Liberty	1	1	2001-02	2019-20	L1
Charleston Southern	1	0	2015-16	Same	W1	Lipscomb	1	0	2015-16	Same	W1
Cheyney State	4	2	1970-71	1978-79	W1	Long Island	1	0	1965-66	Same	W1
Chicago State	3	1	1984-85	2018-19	W3	Louisiana Tech	0	2	1989-90	Same	L2
Chicago	0	1	1913-14	Same	L1	Louisville	0	2	2005-06	2019-20	W1
Cincinnati	8	11	1914-15	2003-04	L7	Loyola-Chicago	2	0	1997-98	1998-99	W2
Clemson	0	2	2005-06	2018-19	L2	Loyola Marymount	1	0	2006-07	Same	W1
Cleveland State	37	32	1932-33	2017-18	W4	LSU	0	1	2022-23	Same	L1
Coastal Carolina	2	1	1986-87	2013-14	W1	MacMurray	1	1	1968-69	1969-70	W1
Colby	5	1	1948-49	1957-58	W2	Maine	1	0	2022-23	Same	W1
Concord	3	0	2017-18	2022-23	W3	Malone	7	0	1971-72	2020-21	W7
Connecticut	1	0	1947-48	Same	W1	Mankato State	0	1	1977-78	Same	L1
Coppin State	5	0	2012-13	2016-17	W5	Mansfield State	1	0	1992-93	Same	W1
Creighton	1	3	2005-06	2016-17	L2	Marietta	18	3	1910-11	1967-68	W13
Dartmouth	1	0	1927-28	Same	W1	Marshall	16	14	1946-47	2022-23	L1
Davidson	0	1	2017-18	Same	L1	Md.-Eastern Shore	5	1	1950-51	2016-17	W5
Davis & Elkins	2	0	1983-84	1985-86	W2	Massachusetts	1	1	2007-08	2019-20	W1
Dayton	2	12	1936-37	2010-11	L12	Merrimack	1	0	2019-20	2019-20	W2
Defiance	1	0	1920-21	Same	W1	Miami (Fla.)	1	2	1956-57	2014-15	L2
Delaware State	1	0	1988-89	Same	W1	<b>Miami (Ohio)</b>	<b>35</b>	<b>34</b>	<b>1914-15</b>	<b>2021-22</b>	<b>W7</b>
Denison	21	4	1908-09	2005-06	W10	Michigan	0	4	1937-38	1985-86	L4
Denver	1	0	1959-60	Same	W1	Michigan State	1	1	1912-13	1913-14	L1
DePauw	2	0	1958-59	1959-60	W2	Middle Tennessee	10	17	1979-80	2014-15	L2
Detroit Mercy	6	4	1935-36	2018-19	W2	Millikin	1	0	2010-11	Same	W1
Drake	1	2	2003-04	2009-10	L1	Mississippi College	1	0	1949-50	Same	W1
Duquesne	8	18	1946-47	2011-12	L1	Mississippi State	2	0	2005-06	2011-12	W2
Eastern Illinois	4	8	1967-68	1991-92	L1	Mississippi Valley	2	1	1991-92	2017-18	W1
Eastern Kentucky	6	13	1946-47	2008-09	L2	Minnesota	0	2	1991-92	2010-11	L2
<b>Eastern Michigan</b>	<b>35</b>	<b>24</b>	<b>1967-68</b>	<b>2022-23</b>	<b>W4</b>	Monmouth	0	1	2001-02	Same	L1
Eastern Montana	3	0	1969-70	1974-75	W3	Montana State	1	0	1974-75	Same	W1
Eastern Washington	1	0	1990-91	Same	W1	Morehead State	10	11	1974-75	1988-89	L1
Edinboro	3	0	1982-83	1986-87	W3	Morgan State	2	0	1985-86	2022-23	W2
Evansville	1	4	1957-58	2021-22	W1	Mount St. Mary's	2	0	1966-67	2005-06	W2
Fairfield	0	3	1994-95	2000-01	L3	Mount Union	42	28	1901-02	2004-05	W20
Fairleigh Dickinson	2	0	1966-67	2008-09	W2	Murray State	9	8	1979-80	1986-87	W3
Ferris State	0	1	1981-82	Same	L1	Muskingum	33	8	1923-24	1980-81	W3
						Nevada	0	4	2005-06	2022-23	L4
						New Hampshire	1	0	1960-61	Same	W1



N.C. A&T	7	3	1963-64	2011-12	W3	UT Martin	1	0	2017-18	Same	W1
N.C. Central	2	0	2007-08	2019-20	W2	UT Arlington	0	1	2016-17	2016-17	L1
N.C. State	0	3	1946-47	2009-10	L3	UT Chattanooga	1	0	2017-18	Same	W1
UNC Asheville	1	0	2012-13	Same	W1	Utica	0	1	1983-84	Same	L1
UNC Greensboro	2	2	1994-95	2009-10	W2	Valparaiso	5	2	1990-91	2011-12	L1
UNC Wilmington	1	1	1983-84	1985-86	W1	Villanova	0	1	2015-16	Same	L1
North Dakota	1	0	1965-66	Same	W1	Virginia Commonwealth	0	7	1969-70	2012-13	L7
North Dakota State	2	0	2012-13	2014-15	W2	Virginia Tech	0	1	1975-76	Same	L1
Northeastern Illinois	1	0	1990-91	Same	W1	Wabash	1	0	1958-59	Same	W1
Northern Colorado	1	1	1950-51	1954-55	W1	Wagner	1	1	1989-90	1992-93	L1
<b>Northern Illinois</b>	<b>30</b>	<b>14</b>	<b>1987-88</b>	<b>2022-23</b>	<b>W1</b>	Walsh	3	0	1977-78	1979-80	W3
Northern Iowa	1	3	1978-79	1990-91	L1	Washington & Jefferson	3	2	1940-41	1954-55	W1
Northern Kentucky	0	4	1977-78	1978-79	L4	Washington & Lee	0	1	1951-52	Same	L1
Northern Michigan	0	2	1978-79	Same	L2	Washington State	0	1	1939-40	Same	L1
Northwestern	0	1	2011-12	Same	L1	Waynesburg	1	1	1937-38	1938-39	L1
Notre Dame	0	3	1982-83	2010-11	L3	Wayne State	7	6	1936-37	1971-72	W1
Oakland	6	3	1975-76	2004-05	W2	Weber State	1	0	1988-89	Same	W1
Oberlin	35	5	1904-05	1966-67	W15	West Chester	1	0	1963-64	Same	W1
Ohio Northern	4	0	1916-17	1923-24	W4	West Liberty	1	0	1994-95	Same	W1
Ohio State	1	7	1905-06	2015-16	L5	Western Illinois	15	10	1970-71	2014-15	W3
<b>Ohio</b>	<b>47</b>	<b>43</b>	<b>1911-12</b>	<b>2022-23</b>	<b>L1</b>	Western Kentucky	3	8	1979-80	2022-23	W1
Ohio Wesleyan	25	14	1909-10	1967-68	W4	<b>Western Michigan</b>	<b>36</b>	<b>21</b>	<b>1987-88</b>	<b>2021-22</b>	<b>L1</b>
Oklahoma State	0	1	2012-13	Same	L1	Western Reserve	28	15	1902-03	1958-59	W4
Oral Roberts	5	1	1988-89	2013-14	W1	Westminster	9	8	1936-37	1970-71	W1
Oregon State	1	0	2013-14	Same	W1	West Virginia	2	3	1904-05	2019-20	L3
Otterbein	23	5	1912-13	1987-88	W5	Wheaton	1	2	1952-53	1957-58	L2
Penn State	2	5	1937-38	2014-15	L1	Wheeling	1	0	2021-22	2021-22	W1
Pennsylvania	0	1	1908-09	Same	L1	William & Mary	0	2	1949-50	2001-02	L2
Pepperdine	1	0	1955-56	Same	W1	Wilmington	1	0	1937-38	Same	W1
Pittsburgh	1	3	1910-11	2008-09	L3	Winston-Salem State	1	2	1966-67	2006-07	W1
Philadelphia Textile	3	1	1966-67	1971-72	W2	Winthrop	1	1	2007-08	2008-09	W1
Point Park	1	0	2021-22	2021-22	W1	UW-Milwaukee	1	1	1979-80	1989-90	W1
Portland State	0	1	2007-08	Same	L1	Wittenberg	15	26	1914-15	1980-81	L3
Prairie View	1	0	1993-94	Same	W1	Wooster	57	35	1901-02	1998-99	W3
Princeton	1	1	2012-13	2017-18	L1	Wright State	15	8	1974-75	2022-23	W5
Purdue	0	2	1999-2000	2000-01	L2	Wyoming	2	2	1999-2000	2009-10	W2
Quincy	1	0	1981-82	Same	W1	Xavier	1	4	1923-24	1997-98	L3
Radford	3	0	2002-03	2016-17	W3	Yale	1	1	1906-07	1907-08	L1
Rhode Island	2	2	1999-2000	2009-10	L2	York College (Neb.)	0	1	1942-43	Same	L1
Rice	1	0	1987-88	Same	W1	Youngstown State	59	32	1937-38	2019-20	W2
Rider	0	1	1996-97	Same	L1						
Roanoke	4	1	1971-72	1976-77	W4						
Robert Morris	2	0	1986-87	1987-88	W2						
Rochester	0	2	1908-09	1913-14	L2						
Rochester Tech	1	1	1954-55	1955-56	L1						
Rutgers	1	0	1949-50	Same	W1						
St. Bonaventure	2	1	1942-43	2020-21	L1						
St. Francis (N.Y.)	5	1	1947-48	2008-09	W2						
St. Francis (Pa.)	4	0	1949-50	2009-10	W4						
St. Ignatius	1	0	1908-09	Same	W1						
St. John's (N.Y.)	0	1	1944-45	Same	L1						
St. Joseph's (Ind.)	1	0	1974-75	Same	W1						
St. Joseph's (Pa.)	0	2	1997-98	1998-99	L2						
St. Mary's (Calif.)	1	1	1973-74	2013-14	L1						
St. Michael's (Vt.)	0	1	1964-65	Same	L1						
St. Thomas (Minn.)	1	0	1949-50	Same	W1						
St. Vincent	2	0	1971-72	1972-73	W2						
San Francisco St.	4	1	1964-65	1972-73	W1						
Scranton	0	1	1939-40	Same	L1						
Seattle	1	0	1958-59	Same	W1						
Slippery Rock	4	1	1952-53	1999-2000	W4						
South Alabama	0	2	1980-81	1981-82	L2						
South Carolina	1	2	2013-14	2014-15	W1						
South Carolina State	3	0	1986-87	2015-16	W3						
USC Upstate	2	0	2007-08	2019-20	W2						
South Florida	0	1	1983-84	Same	L1						
Southern	2	0	2019-20	2021-22	W2						
Southern California	1	1	2014-15	2017-18	L1						
Southern Calif. College	1	0	1974-75	Same	W1						
Southern Colorado	1	0	1971-72	Same	W1						
Southern Utah	2	1	1988-89	1989-90	L1						
Southwestern La.	1	0	1980-81	Same	W1						
Stephen F. Austin	1	0	1988-89	Same	W1						
Stetson	1	0	2010-11	Same	W1						
Steubenville	3	0	1964-65	1972-73	W3						
Syracuse	0	1	2000-01	Same	L1						
Tampa	1	0	1949-50	Same	W1						
Temple	2	1	2005-06	2010-11	L1						
Tennessee State	4	2	1971-72	2018-19	W3						
Tennessee Tech	9	8	1979-80	1986-87	W5						
Texas A&M	1	1	1948-49	2009-10	L1						
Texas Southern	1	0	2012-13	Same	W1						
Tiffin	1	0	2006-07	Same	W1						
<b>Toledo</b>	<b>29</b>	<b>40</b>	<b>1915-16</b>	<b>2022-23</b>	<b>L1</b>						
Towson	1	0	2019-20	Same	W1-						
Tulane	1	0	2019-20	Same	W1						
UCLA	0	1	2021-22	Same	L1						
Urbana	2	0	1985-86	2008-09	W2						
U.S. International	1	1	1989-90	Same	L1						

**Non-Intercollegiate Teams**

Opponent	W	L	First Meeting	Last Meeting	Streak
Alumni	3	0	1915-16	1917-18	W3
Athletes in Action	1	0	1973-74	Same	W1
Canton Athletic Club	0	1	1908-09	Same	L1
Canton Massillon	0	1	1904-05	Same	L1
Case All-Stars	1	0	1910-11	Same	W1
Cleveland All-Stars	1	0	1909-10	Same	W1
Cleveland YMCA	0	1	1910-11	Same	L1
Cuki-Mestre (Italy)	1	0	1987-88	Same	W1
East End Athletic Club	1	0	1902-03	Same	W1
East Liberty YMCA	0	1	1917-18	Same	L1
Goodyear Wingfoots	1	3	1918-19	1953-54	L3
Haskell Institute	1	0	1906-07	Same	W1
Kfum Orebro (Swd.)	1	0	1988-89	Same	W1
Lockbourne AFB	1	0	1944-45	Same	W1
Marathon AAU	2	0	1985-86	N/A	W2
Mexico University	1	0	1949-50	Same	W1
Ohio St. Medics	1	0	1906-07	Same	W1
Palmetto (S.C.)	0	1	1984-85	Same	L1
Polish Oly. Team	0	1	1965-66	Same	L1
Quantic Marines	0	1	1955-56	Same	L1
Ravenna Byers	3	3	1902-03	1906-07	L1
Wesleyan Medics	1	0	1909-10	Same	W1
Wstrn Reserve Medics	2	0	1901-02	Same	W2
Wheeling YMCA	1	0	1916-17	Same	W1
Windsor Basketball Club	5	0	1978-79	N/A	W5
Yugoslavia National	1	0	1983-84	Same	W1

**BOLD** indicates MAC opponents





**2022-23 Akron Men's Basketball  
Team Game-by-Game  
All games**

Opponent	Date	Score		Total		3-Pointers		Free throws		Rebounds										
				FG-FGA	PCT	3FG-3FGA	PCT	FT-FTA	PCT	OFF	DEF	TOT	AVG	PF	A	TO	BLK	STL	PTS	AVG
South Dakota St.	11/07/2022	81-80	Wot	30-69	.435	11-31	.355	10-12	.833	9	23	32	32.0	17	16	9	5	5	81	81.0
vs Mississippi St.	11/11/2022	54-73	L	16-49	.327	6-27	.222	16-24	.667	6	19	25	28.5	15	13	9	1	8	54	67.5
Morgan St.	11/15/2022	65-59	W	22-61	.361	6-25	.240	15-27	.556	20	23	43	33.3	11	13	11	7	8	65	66.7
vs Western Ky.	11/21/2022	72-53	W	27-48	.563	9-22	.409	9-15	.600	10	33	43	35.8	16	10	13	0	3	72	68.0
vs LSU	11/22/2022	58-73	L	14-54	.259	8-25	.320	22-30	.733	19	17	36	35.8	14	8	14	1	4	58	66.0
vs Nevada	11/23/2022	58-62	L	22-51	.431	7-22	.318	7-11	.636	6	27	33	35.3	19	8	14	1	6	58	64.7
at Marshall	11/30/2022	57-68	L	24-71	.338	5-25	.200	4-11	.364	15	30	45	36.7	15	12	10	0	5	57	63.6
Muskingum	12/04/2022	80-33	W	30-59	.508	15-33	.455	5-16	.313	13	35	48	38.1	13	19	12	4	13	80	65.6
Jackson St.	12/11/2022	85-72	W	28-52	.538	11-28	.393	18-21	.857	5	22	27	36.9	10	19	10	4	7	85	67.8
Wright St.	12/14/2022	66-54	W	25-62	.403	6-26	.231	10-14	.714	11	31	42	37.4	16	11	12	2	10	66	67.6
Maine	12/19/2022	87-55	W	31-57	.544	11-20	.550	14-16	.875	9	25	34	37.1	12	17	16	2	10	87	69.4
at Bradley	12/22/2022	55-74	L	16-57	.281	8-21	.381	15-18	.833	12	31	43	37.6	12	6	15	2	5	55	68.2
Concord	12/30/2022	84-58	W	27-59	.458	12-31	.387	18-28	.643	9	30	39	37.7	14	21	10	2	7	84	69.4
NIU	01/03/2023	76-51	W	26-57	.456	6-20	.300	18-23	.783	12	25	37	37.6	19	11	12	4	7	76	69.9
at Ball St.	01/06/2023	63-70	L	19-49	.388	3-12	.250	22-26	.846	11	22	33	37.3	26	3	17	3	6	63	69.4
at Bowling Green	01/10/2023	74-70	W	25-62	.403	11-30	.367	13-14	.929	8	27	35	37.2	12	14	9	3	7	74	69.7
Eastern Mich.	01/13/2023	104-67	W	34-63	.540	10-33	.303	26-32	.813	10	34	44	37.6	18	22	8	1	2	104	71.7
at Central Mich.	01/17/2023	69-51	W	23-55	.418	8-26	.308	15-22	.682	9	28	37	37.6	19	13	10	2	7	69	71.6
at Western Mich.	01/21/2023	63-55	W	23-63	.365	8-35	.229	9-12	.750	7	24	31	37.2	16	9	3	5	8	63	71.1
Miami (OH)	01/24/2023	73-68	W	23-53	.434	12-32	.375	15-17	.882	11	19	30	36.9	20	14	9	3	1	73	71.2
Ohio	01/28/2023	83-77	W	28-50	.560	9-16	.563	18-25	.720	8	25	33	36.7	13	13	10	0	3	83	71.8
at Buffalo	01/31/2023	81-64	W	31-56	.554	12-18	.667	7-10	.700	7	20	27	36.2	15	23	15	6	10	81	72.2
Kent St.	02/03/2023	67-55	W	19-45	.422	9-22	.409	20-25	.800	8	28	36	36.2	14	12	13	4	6	67	72.0
Toledo	02/07/2023	74-84	L	27-66	.409	11-32	.344	9-11	.818	14	18	32	36.0	23	11	10	2	5	74	72.0
at Ohio	02/10/2023	81-90	L	30-59	.508	11-23	.478	10-18	.556	12	20	32	35.9	18	11	13	5	5	81	72.4



**2022-23 Akron Men's Basketball  
Opponents Game-by-Game  
All games**

Opponent	Date	Score		Total		3-Pointers		Free throws		Rebounds										
				FG-FGA	PCT	3FG-3FGA	PCT	FT-FTA	PCT	OFF	DEF	TOT	AVG	PF	A	TO	BLK	STL	PTS	AVG
South Dakota St.	11/07/2022	81-80	Wot	31-59	.525	4-15	.267	14-17	.824	5	31	36	36.0	15	11	13	4	3	80	80.0
vs Mississippi St.	11/11/2022	54-73	L	29-55	.527	7-14	.500	8-13	.615	11	32	43	39.5	21	17	14	0	9	73	76.5
Morgan St.	11/15/2022	65-59	W	24-64	.375	6-15	.400	5-7	.714	17	26	43	40.7	27	14	15	10	4	59	70.7
vs Western Ky.	11/21/2022	72-53	W	20-54	.370	6-21	.286	7-13	.538	6	10	16	34.5	14	12	5	1	7	53	66.3
vs LSU	11/22/2022	58-73	L	25-52	.481	9-19	.474	14-16	.875	8	23	31	33.8	23	14	10	3	9	73	67.6
vs Nevada	11/23/2022	58-62	L	21-57	.368	9-21	.429	11-13	.846	10	23	33	33.7	14	13	9	3	3	62	66.7
at Marshall	11/30/2022	57-68	L	25-61	.410	8-28	.286	10-15	.667	8	35	43	35.0	13	13	11	9	8	68	66.9
Muskingum	12/04/2022	80-33	W	13-52	.250	6-29	.207	1-7	.143	7	22	29	34.3	9	6	17	3	6	33	62.6
Jackson St.	12/11/2022	85-72	W	32-63	.508	3-9	.333	5-7	.714	10	20	30	33.8	20	14	13	1	6	72	63.7
Wright St.	12/14/2022	66-54	W	23-63	.365	3-10	.300	5-8	.625	11	28	39	34.3	17	10	14	4	3	54	62.7
Maine	12/19/2022	87-55	W	20-46	.435	8-20	.400	7-12	.583	3	17	20	33.0	17	11	23	0	10	55	62.0
at Bradley	12/22/2022	55-74	L	27-64	.422	14-30	.467	6-9	.667	8	30	38	33.4	19	16	8	4	9	74	63.0
Concord	12/30/2022	84-58	W	23-59	.390	4-17	.235	8-11	.727	8	27	35	33.5	21	8	18	2	6	58	62.6
NIU	01/03/2023	76-51	W	18-51	.353	2-15	.133	13-18	.722	11	20	31	33.4	24	5	19	4	5	51	61.8
at Ball St.	01/06/2023	63-70	L	23-58	.397	3-14	.214	21-28	.750	17	20	37	33.6	18	6	11	6	7	70	62.3
at Bowling Green	01/10/2023	74-70	W	26-53	.491	10-21	.476	8-13	.615	3	30	33	33.6	17	15	12	3	6	70	62.8
Eastern Mich.	01/13/2023	104-67	W	20-57	.351	5-23	.217	22-26	.846	2	22	24	33.0	20	7	10	1	5	67	63.1
at Central Mich.	01/17/2023	69-51	W	16-47	.340	8-20	.400	11-16	.688	7	25	32	32.9	18	9	18	5	3	51	62.4
at Western Mich.	01/21/2023	63-55	W	21-55	.382	5-20	.250	8-12	.667	12	35	47	33.7	19	15	15	3	2	55	62.0
Miami (OH)	01/24/2023	73-68	W	24-46	.522	6-17	.353	14-20	.700	7	20	27	33.4	22	10	11	0	4	68	62.3
Ohio	01/28/2023	83-77	W	29-56	.518	10-26	.385	9-15	.600	6	17	23	32.9	21	12	7	2	5	77	63.0
at Buffalo	01/31/2023	81-64	W	24-57	.421	5-20	.250	11-16	.688	16	20	36	33.0	14	16	18	5	8	64	63.0
Kent St.	02/03/2023	67-55	W	21-56	.375	6-26	.231	7-11	.636	10	18	28	32.8	21	7	11	1	7	55	62.7
Toledo	02/07/2023	74-84	L	26-50	.520	9-18	.500	23-28	.821	7	26	33	32.8	12	14	8	4	1	84	63.6



**2022-23 Akron Men's Basketball  
Category Leaders  
All games**

Page 1/3  
as of Feb 11, 2023

**Points**

##	Player	G	Pts	Pts/G
13	Castaneda, Xavier	23	499	21.7
25	Freeman, Enrique	25	383	15.3
4	Hankerson, Trendon	25	236	9.4
11	Hunter, Sammy	25	167	6.7
2	Tribble, Greg	25	163	6.5
5	Johnson, Tavari	24	129	5.4
34	Johnson, Nate	25	97	3.9
0	Lyles, Amani	22	46	2.1
3	Mitchell, Kobe	19	38	2.0
1	Clarke, Garvin	16	35	2.2
20	Wilson, Evan	9	12	1.3
12	Mayfield, Pat	8	5	0.6

**Scoring Average**

##	Player	G	Pts	Pts/G
13	Castaneda, Xavier	23	499	21.7
25	Freeman, Enrique	25	383	15.3
4	Hankerson, Trendon	25	236	9.4
11	Hunter, Sammy	25	167	6.7
2	Tribble, Greg	25	163	6.5
5	Johnson, Tavari	24	129	5.4
34	Johnson, Nate	25	97	3.9
1	Clarke, Garvin	16	35	2.2
0	Lyles, Amani	22	46	2.1
3	Mitchell, Kobe	19	38	2.0
20	Wilson, Evan	9	12	1.3
12	Mayfield, Pat	8	5	0.6

**Field Goal Percentage**

##	Player	FG	Att	Pct
25	Freeman, Enrique	151	254	.594
0	Lyles, Amani	16	33	.485
34	Johnson, Nate	37	79	.468
13	Castaneda, Xavier	131	307	.427
5	Johnson, Tavari	52	128	.406
20	Wilson, Evan	4	10	.400
2	Tribble, Greg	62	156	.397
4	Hankerson, Trendon	78	203	.384
11	Hunter, Sammy	63	166	.380
12	Mayfield, Pat	2	6	.333
3	Mitchell, Kobe	12	39	.308
1	Clarke, Garvin	12	46	.261

**Field Goal Attempts**

##	Player	G	Att	Att/G
13	Castaneda, Xavier	23	307	13.3
25	Freeman, Enrique	25	254	10.2
4	Hankerson, Trendon	25	203	8.1
11	Hunter, Sammy	25	166	6.6
2	Tribble, Greg	25	156	6.2

**Field Goals Made**

##	Player	G	Made	Made/G
25	Freeman, Enrique	25	151	6.0
13	Castaneda, Xavier	23	131	5.7
4	Hankerson, Trendon	25	78	3.1
11	Hunter, Sammy	25	63	2.5
2	Tribble, Greg	25	62	2.5

**3-Point FG Percentage**

##	Player	3FG	Att	Pct
20	Wilson, Evan	4	8	.500
34	Johnson, Nate	15	34	.441
13	Castaneda, Xavier	82	200	.410
4	Hankerson, Trendon	59	153	.386
5	Johnson, Tavari	19	54	.352
25	Freeman, Enrique	1	3	.333
3	Mitchell, Kobe	10	35	.286
11	Hunter, Sammy	30	106	.283
1	Clarke, Garvin	4	26	.154
2	Tribble, Greg	1	12	.083

**3-Point FG Attempts**

##	Player	G	Att	Att/G
13	Castaneda, Xavier	23	200	8.7
4	Hankerson, Trendon	25	153	6.1
11	Hunter, Sammy	25	106	4.2
5	Johnson, Tavari	24	54	2.3
3	Mitchell, Kobe	19	35	1.8

**3-Point FG Made**

##	Player	G	Made	Made/G
13	Castaneda, Xavier	23	82	3.6
4	Hankerson, Trendon	25	59	2.4
11	Hunter, Sammy	25	30	1.2
5	Johnson, Tavari	24	19	0.8
34	Johnson, Nate	25	15	0.6



2022-23 Akron Men's Basketball  
Category Leaders  
All games

**Free Throw Percentage**

##	Player	Made	Att	Pct
3	Mitchell, Kobe	4	4	1.000
13	Castaneda, Xavier	155	186	.833
4	Hankerson, Trendon	21	28	.750
2	Tribble, Greg	38	54	.704
0	Lyles, Amani	14	20	.700
34	Johnson, Nate	8	12	.667
1	Clarke, Garvin	7	11	.636
11	Hunter, Sammy	11	18	.611
25	Freeman, Enrique	80	131	.611
5	Johnson, Tavari	6	10	.600
12	Mayfield, Pat	1	2	.500

**Free Throw Attempts**

##	Player	G	Att	Att/G
13	Castaneda, Xavier	23	186	8.1
25	Freeman, Enrique	25	131	5.2
2	Tribble, Greg	25	54	2.2
4	Hankerson, Trendon	25	28	1.1
0	Lyles, Amani	22	20	0.9

**Free Throws Made**

##	Player	G	Made	Made/G
13	Castaneda, Xavier	23	155	6.7
25	Freeman, Enrique	25	80	3.2
2	Tribble, Greg	25	38	1.5
4	Hankerson, Trendon	25	21	0.8
0	Lyles, Amani	22	14	0.6

**Rebounds**

##	Player	G	Reb	Reb/G
25	Freeman, Enrique	25	277	11.1
4	Hankerson, Trendon	25	106	4.2
13	Castaneda, Xavier	23	98	4.3
2	Tribble, Greg	25	72	2.9
34	Johnson, Nate	25	71	2.8

**Assists**

##	Player	G	Ast	Ast/G
13	Castaneda, Xavier	23	61	2.7
2	Tribble, Greg	25	60	2.4
4	Hankerson, Trendon	25	53	2.1
25	Freeman, Enrique	25	50	2.0
5	Johnson, Tavari	24	47	2.0

**Rebounds Average**

##	Player	G	Reb	Reb/G
25	Freeman, Enrique	25	277	11.1
13	Castaneda, Xavier	23	98	4.3
4	Hankerson, Trendon	25	106	4.2
2	Tribble, Greg	25	72	2.9
34	Johnson, Nate	25	71	2.8

**Steals**

##	Player	G	Stl	Stl/G
13	Castaneda, Xavier	23	26	1.1
5	Johnson, Tavari	24	22	0.9
4	Hankerson, Trendon	25	21	0.8
34	Johnson, Nate	25	21	0.8
2	Tribble, Greg	25	20	0.8

**Offensive Rebounds**

##	Player	G	OReb	OReb/G
25	Freeman, Enrique	25	87	3.5
11	Hunter, Sammy	25	22	0.9
2	Tribble, Greg	25	22	0.9
34	Johnson, Nate	25	22	0.9
13	Castaneda, Xavier	23	16	0.7

**Blocked Shots**

##	Player	G	Blk	Blk/G
25	Freeman, Enrique	25	30	1.2
4	Hankerson, Trendon	25	14	0.6
0	Lyles, Amani	22	7	0.3
2	Tribble, Greg	25	6	0.2
5	Johnson, Tavari	24	3	0.1

**Defensive Rebounds**

##	Player	G	DReb	DReb/G
25	Freeman, Enrique	25	190	7.6
4	Hankerson, Trendon	25	96	3.8
13	Castaneda, Xavier	23	82	3.6
2	Tribble, Greg	25	50	2.0
34	Johnson, Nate	25	49	2.0

**Minutes**

##	Player	G	Min	Min/G
4	Hankerson, Trendon	25	822	32:54
13	Castaneda, Xavier	23	774	33:39
25	Freeman, Enrique	25	766	30:39
2	Tribble, Greg	25	725	28:60
11	Hunter, Sammy	25	474	18:59



**2022-23 Akron Men's Basketball  
Category Leaders  
All games**

**Fouls**

##	Player	G	PF	PF/G
2	Tribble, Greg	25	64	2.6
25	Freeman, Enrique	25	56	2.2
4	Hankerson, Trendon	25	52	2.1
11	Hunter, Sammy	25	43	1.7
34	Johnson, Nate	25	40	1.6

**Turnovers**

##	Player	G	TO	TO/G
25	Freeman, Enrique	25	55	2.2
13	Castaneda, Xavier	23	46	2.0
5	Johnson, Tavari	24	39	1.6
4	Hankerson, Trendon	25	33	1.3
2	Tribble, Greg	25	32	1.3

**Foul Outs**

##	Player	G	FO
25	Freeman, Enrique	25	2
2	Tribble, Greg	25	2

## 2021-22 REVIEW

	Overall	Home	Away	Neutral
<b>2020-21 Record</b>	<b>24-10</b>	<b>12-3</b>	<b>5-5</b>	<b>1-2</b>
<b>2020-21 MAC Record</b>	<b>14-6</b>	<b>7-1</b>	<b>5-5</b>	<b>0-0</b>
<b>2020-21 Non-Conference</b>	<b>3-2</b>	<b>2-0</b>	<b>0-0</b>	<b>1-2</b>

**2022 Defensive Player of the Year - Enrique Freeman**  
**2022 All-MAC Second Team - Enrique Freeman**  
**2022 All-MAC Honorable Mention - Xavier Castaneda**  
**2022 MAC All-Defensive Team - Enrique Freeman**

**MAC Finish - 3rd Overall - No. 4 Seed in Tournament**  
**Mid-American Conference Tournament Results:**  
**Quarterfinal Game: W - No. 3 Akron 74, No. 6 Bowling Green 67**  
**Semifinal Game: L - No. 2 Buffalo 81, No. 3 Akron 81**

- Akron claimed the 2022 Mid-American Conference Men's Basketball Tournament Championship and advanced to the 2022 NCAA Tournament for the fifth time in program history..Akron is 40-16 over the last three years in MAC play, owning the best winning percentage (.714) in the league.
- Akron team No. 121 finished the season with a 24-10 overall record and 14-6 record in league play. For the fifth time as a Division I program, the Zips competed in March Madness with an automatic qualifying bid to the NCAA Tournament as a No. 13 seed and played against the No. 4 seed UCLA Bruins in the First Round of the East Region at the Moda Center in Portland, Oregon on March 17, 2022.
- The Zips had three players earn 2022 All-MAC honors: Enrique Freeman who was named MAC Defensive Player of the Year, MAC Tournament MVP and Second Team All-MAC; Ali Ali was named second-team All-MAC; Xavier Castaneda was an honorable mention selection.
- Freeman ranked No. 1 in the nation in field goal percentage (.665) and landed in the NCAA Top 20 in six categories: No. 4 total rebounds (367), No. 6 rebounds per game (10.8), No. 8 double-doubles (18), No. 9 defensive rebounds per game (7.53) and No. 19 offensive rebounds per game (3.26). Freeman was one of 13 players in the NCAA to average a double-double in points (13.2) and rebounds (10.8). He led the MAC in 5-of-6 categories, ranking No. 2 in offensive rebounds per game.





Akron - 2022-23 Men's Basketball Ranking Summary thru games 02/12/2023

Statistic	National Rank	Conference Rank	Value	National Leader	Value	Conference Leader	Value
Assist/Turnover Ratio (352 ranked)	99	2	1.16	Virginia	1.79	Toledo	1.48
Assists Per Game (352 ranked)	175	5	13.2	Xavier	20.6	Buffalo	15.6
Bench Points per game (352 ranked)	298	11	14.72	Fla. Atlantic	37.54	Ohio	25.04
Blocks Per Game (352 ranked)	238	8	2.8	Utah Valley	6.3	Ball St.	4.2
Effective FG pct (352 ranked)	166	8	0.513	Gonzaga	0.581	Toledo	0.553
Fastbreak Points (352 ranked)	179	9	9.24	TCU	20.00	Buffalo	16.60
Field Goal Percentage (352 ranked)	243	11	43.4	Gonzaga	52.0	Toledo	48.4
Field Goal Percentage Defense (352 ranked)	104	2	42.3	Houston	35.2	Kent St.	39.8
Fouls Per Game (352 ranked)	93	1	15.9	Creighton	12.7	Akron	15.9
Free Throw Attempts Per Game (352 ranked)	116	6	19.1	UTRGV	26.3	Ball St.	24.8
Free Throw Percentage (352 ranked)	150	6	72.2	Villanova	81.9	Miami (OH)	77.4
Free Throws Made Per Game (352 ranked)	108	8	13.8	Texas A&M	19.0	Ball St.	16.5
Rebound Margin (352 ranked)	104	4	3.1	Purdue	11.7	Western Mich.	5.6
Rebounds (Defensive) Per Game (352 ranked)	133	4	25.44	Alabama	31.76	Buffalo	26.32
Rebounds (Offensive) Per Game (352 ranked)	157	8	10.44	UAB	14.04	Western Mich.	12.48
Rebounds Per Game (352 ranked)	132	7	35.88	Alabama	44.44	Buffalo	38.24
Scoring Defense (352 ranked)	49	2	64.6	Houston	55.0	Kent St.	64.2
Scoring Margin (352 ranked)	69	2	7.8	Houston	20.6	Kent St.	10.8
Scoring Offense (352 ranked)	155	9	72.4	Gonzaga	86.3	Toledo	84.3
Steals Per Game (352 ranked)	199	7	6.3	UMES	10.7	Kent St.	9.1
Three Point Attempts Per Game (352 ranked)	33	1	25.4	Cornell	30.8	Akron	25.4
Three Point Percentage (352 ranked)	113	4	35.4	Utah St.	41.1	Toledo	37.9
Three Point Percentage Defense (352 ranked)	219	5	34.3	Tennessee	24.2	Central Mich.	32.2
Three Pointers Per Game (352 ranked)	35	1	9.0	Chattanooga	11.3	Akron	9.0
Turnover Margin (352 ranked)	96	3	1.4	UNLV	6.4	Kent St.	5.1
Turnovers Forced Per Game (352 ranked)	176	7	12.80	Morgan St.	19.08	Kent St.	16.60
Turnovers Per Game (352 ranked)	58	2	11.4	Notre Dame	8.7	Toledo	10.2
Winning Percentage (352 ranked)	73	4	68.0	Fla. Atlantic	92.3	Kent St.	80.0

Statistic	Player	National Rank	Conference Rank	Value	National Leader	Value	Conference Leader	Value
Assist/Turnover Ratio (350 ranked)					Connor McCaffery, Iowa	3.45	RayJ Dennis, Toledo	2.96
Assists (336 ranked)					Yuri Collins, Saint Louis	238	RayJ Dennis, Toledo	145
Assists Per Game (348 ranked)					Yuri Collins, Saint Louis	9.9	RayJ Dennis, Toledo	5.8
Blocks (321 ranked)	Enrique Freeman	126	2	30	Jamarion Sharp, Western Ky.	102	Demarius Jacobs, Ball St.	35
Blocks Per Game (347 ranked)	Enrique Freeman	132	2	1.20	Jamarion Sharp, Western Ky.	4.25	Demarius Jacobs, Ball St.	1.40
Double Doubles (324 ranked)	Enrique Freeman	11	1	13	Joel Soriano, St. John's (NY) Zach Edey, Purdue	20 20	Enrique Freeman, Akron	13
Field Goal Attempts (344 ranked)	Xavier Castaneda	186	11	307	Antoine Davis, Detroit Mercy	587	RayJ Dennis, Toledo	394
Field Goal Percentage (339 ranked)	Enrique Freeman Xavier Castaneda	26 259	2 13	59.4 42.7	Max Fiedler, Rice	72.7	Dwight Wilson, Ohio	62.9
Field Goals (349 ranked)	Enrique Freeman Xavier Castaneda	99 259	6 14	151 131	Antoine Davis, Detroit Mercy	245	RayJ Dennis, Toledo	183
Free Throw Attempts (334 ranked)	Xavier Castaneda Enrique Freeman	6 88	1 3	186 131	Justin Johnson, UTRGV	235	Xavier Castaneda, Akron	186
Free Throw Percentage (348 ranked)	Xavier Castaneda	111	5	83.3	Walter Clayton Jr., Iona	95.3	Mekhi Lairy, Miami (OH)	91.9
Free Throws (335 ranked)	Xavier Castaneda Enrique Freeman	5 229	1 8	155 80	Drew Pember, UNC Asheville	192	Xavier Castaneda, Akron	155
Minutes Per Game (346 ranked)	Xavier Castaneda Trendon Hankerson	171 251	9 12	33:39 32:54	Daryl Banks III, St. Bonaventure	38:34	Sincere Carry, Kent St.	36:16
Points (344 ranked)	Xavier Castaneda Enrique Freeman	26 226	1 11	499 383	Antoine Davis, Detroit Mercy	748	Xavier Castaneda, Akron	499
Points Per Game (347 ranked)	Xavier Castaneda Enrique Freeman	8 219	1 13	21.7 15.3	Antoine Davis, Detroit Mercy	27.7	Xavier Castaneda, Akron	21.7
Rebounds (348 ranked)	Enrique Freeman	5	1	277	Zach Edey, Purdue	325	Enrique Freeman, Akron	277
Rebounds (Defensive) Per Game (349 ranked)	Enrique Freeman	9	1	7.60	Dillon Jones, Weber St.	10.00	Enrique Freeman, Akron	7.60
Rebounds (Offensive) Per Game (350 ranked)	Enrique Freeman	16	2	3.48	Zach Edey, Purdue	5.52	Dwight Wilson, Ohio	3.58
Rebounds Per Game (350 ranked)	Enrique Freeman	6	1	11.1	Oscar Tshiebwé, Kentucky	13.3	Enrique Freeman, Akron	11.1
Steals (335 ranked)					Kellen Tynes, Maine	77	Maliqé Jacobs, Kent St.	69
Steals Per Game (346 ranked)					Kellen Tynes, Maine	3.08	Maliqé Jacobs, Kent St.	2.88
Three Point Attempts (337 ranked)	Xavier Castaneda Trendon Hankerson	25 168	2 7	200 153	Antoine Davis, Detroit Mercy	308	Lamar Norman Jr., Western Mich.	204
Three Point Percentage (106 ranked)	Xavier Castaneda	33	2	41.0	Wheza Panzo, Stetson	50.0	Kaden Metheny, Bowling Green	41.3
Three Pointers Per Game (343 ranked)	Xavier Castaneda Trendon Hankerson	6 142	1 8	3.57 2.36	Antoine Davis, Detroit Mercy	4.78	Xavier Castaneda, Akron	3.57
Total 3-point FGM (340 ranked)	Xavier Castaneda Trendon Hankerson	12 135	1 7	82 59	Antoine Davis, Detroit Mercy	129	Xavier Castaneda, Akron	82
Triple Doubles (2 ranked)					Tristen Newton, UConn	2		





Official Basketball Box Score - Final
LSU at Akron
11/23/22 John Gray Gymnasium, George Town, Cayman Islands
2022-23 Men's Basketball

Game Time: 1:30 PM
Game Duration: 2:04



Official Basketball Box Score - Final
Akron at Nevada
11/23/22 John Gray Gymnasium, George Town, Cayman Islands
2022-23 Men's Basketball

Game Time: 5:00 PM
Game Duration: 2:09

Officials: John Gaffney, Doug Shows, Matt Potter

LSU - 73

Box score table for LSU vs Akron, showing player stats like FG, 3P, FT, Rebounds, Fouls, TP, AS, TO, ST, Blocks, and +/-.

Shooting By Period table for LSU vs Akron, showing FG%, 3PT%, FT%, and GM FG% for each quarter.

Technical Fouls: Miller 1st 10.04 Hill 2nd 14.54 Fountain 2nd 2:42

Akron - 58

Box score table for Akron vs LSU, showing player stats like FG, 3P, FT, Rebounds, Fouls, TP, AS, TO, ST, Blocks, and +/-.

Shooting By Period table for Akron vs LSU, showing FG%, 3PT%, FT%, and GM FG% for each quarter.

Technical Fouls: Hankerson 1st 10:04

LSU AKR

Summary statistics table for LSU vs Akron, including Biggest lead, Best Scoring Run, Lead Changes, Times Tied, and Time with Lead.

Akron - 58

Box score table for Akron vs Nevada, showing player stats like FG, 3P, FT, Rebounds, Fouls, TP, AS, TO, ST, Blocks, and +/-.

Shooting By Period table for Akron vs Nevada, showing FG%, 3PT%, FT%, and GM FG% for each quarter.

Technical Fouls: NONE

Nevada - 62

Box score table for Nevada vs Akron, showing player stats like FG, 3P, FT, Rebounds, Fouls, TP, AS, TO, ST, Blocks, and +/-.

Shooting By Period table for Nevada vs Akron, showing FG%, 3PT%, FT%, and GM FG% for each quarter.

Technical Fouls: NONE

AKR NEV

Summary statistics table for Akron vs Nevada, including Biggest lead, Best Scoring Run, Lead Changes, Times Tied, and Time with Lead.



Official Basketball Box Score - Final
Akron at Marshall
11/30/22 Gam Henderson Center, Huntington
2022-23 Men's Basketball

Game Time: 7:30 PM
Game Duration: 1:43
Attendance: 4,012

Officials: Doug Shows, Josue Neves, Landon Brandy

Akron - 57

Box score table for Akron vs Marshall, showing player stats like FG, 3P, FT, Rebounds, Fouls, TP, AS, TO, ST, Blocks, and +/-.

Shooting By Period table for Akron vs Marshall, showing FG%, 3PT%, FT%, and GM FG% for each quarter.

Technical Fouls: NONE

Marshall - 68

Box score table for Marshall vs Akron, showing player stats like FG, 3P, FT, Rebounds, Fouls, TP, AS, TO, ST, Blocks, and +/-.

Shooting By Period table for Marshall vs Akron, showing FG%, 3PT%, FT%, and GM FG% for each quarter.

Technical Fouls: NONE

AKR MAR

Summary statistics table for Akron vs Marshall, including Biggest lead, Best Scoring Run, Lead Changes, Times Tied, and Time with Lead.



Official Basketball Box Score - Final
Muskingum at Akron
12/04/22 James A. Rhodes Arena, Akron, Ohio
2022-23 Men's Basketball

Game Time: 2:00 PM
Game Duration: 1:46
Attendance: 1,466

Officials: Bill Et, Austin Jones, Mirkah Milton

Muskingum - 33

Box score table for Muskingum vs Akron, showing player stats like FG, 3P, FT, Rebounds, Fouls, TP, AS, TO, ST, Blocks, and +/-.

Shooting By Period table for Muskingum vs Akron, showing FG%, 3PT%, FT%, and GM FG% for each quarter.

Technical Fouls: NONE

AKR MUSK

Summary statistics table for Akron vs Muskingum, including Biggest lead, Best Scoring Run, Lead Changes, Times Tied, and Time with Lead.

Akron - 80

Box score table for Akron vs Muskingum, showing player stats like FG, 3P, FT, Rebounds, Fouls, TP, AS, TO, ST, Blocks, and +/-.

Shooting By Period table for Akron vs Muskingum, showing FG%, 3PT%, FT%, and GM FG% for each quarter.

Technical Fouls: NONE

MUSK AKRON

Summary statistics table for Muskingum vs Akron, including Biggest lead, Best Scoring Run, Lead Changes, Times Tied, and Time with Lead.











Official Basketball Box Score - Final  
**Akron at Central Mich.**  
 01/17/23 McGuffey Arena, Mount Pleasant  
 2022-23 Men's Basketball

Game Time: 7:00 PM  
 Game Duration: 1:57  
 Attendance: 1,509



Official Basketball Box Score - Final  
**Akron at Western Michigan**  
 01/21/23 Reed Fieldhouse, Kalamazoo, Mich.  
 2022-23 Men's Basketball

Game Time: 2:00 PM  
 Game Duration: 1:59  
 Attendance: 2,288

Officials: Lamont Simpson, Matt Morales, Dan Doran

NO.	Name	Min	FG		3P		FT		Rebounds		Fouls		TP	AS	TO	ST	Blocks			+/-	
			M-A	M-A	M-A	M-A	OR	DR	PF	FD	BS	BS					BA				
11	Sammy Hunter	F 16:24	4-5	2-3	2-4	0	2	2	3	3	12	1	0	0	0	0	0	0	0	0	14
25	Enrique Freeman	F 22:52	2-4	0-0	4-6	2	7	9	5	5	8	0	2	1	1	1	1	1	1	17	
2	Greg Tribble	G 32:27	4-9	0-1	2-2	0	1	1	1	1	10	1	1	1	0	3	14				
4	Trendon Hankerson	G 35:03	4-10	3-8	0-0	1	4	5	2	0	11	1	1	0	0	0	0	28			
13	Xavier Castaneda	G 31:30	3-7	1-4	6-9	0	4	4	3	4	13	5	2	1	0	0	22				
34	Nate Johnson	21:28	2-5	1-4	0-0	1	2	3	0	2	5	1	2	3	0	0	17				
5	Tavari Johnson	14:45	0-5	0-2	0-0	0	3	3	1	0	3	1	1	1	0	0	10				
3	Kobe Mitchell	08:43	0-2	0-2	0-0	0	0	0	0	0	0	0	0	0	0	0	0	4			
1	Garvin Clarke	06:11	1-3	1-2	0-0	1	0	1	0	0	3	0	0	0	0	1	11				
0	Amari Lyles	09:47	3-4	0-0	1-1	1	2	3	2	2	7	0	0	0	0	1	0	7			
12	Pat Mayfield	01:25	0-0	0-0	0-0	0	0	0	0	0	0	0	0	0	0	0	0	0	5		
20	Evan Wilson	01:25	0-1	0-0	0-0	0	0	0	0	0	0	0	0	0	0	0	0	0	-5		
Team											3	3	6								
Totals		23:55	8:26	15:22	9	28	37	19	18	69	13	10	7	2	5	18					

Record: 12-6 (4-1)

Shooting By Period		
1st FG%	13.25	52.0%
3PT%	2.9	22.2%
FT%	8.11	72.7%
2nd FG%	10.30	33.3%
3PT%	6.17	35.3%
FT%	7.11	63.6%
GM FG%	23.55	41.8%
3PT%	8.26	30.8%
FT%	15.22	68.2%

Dead Ball Rebounds: 3, 0

NO.	Name	Min	FG		3P		FT		Rebounds		Fouls		TP	AS	TO	ST	Blocks			+/-
			M-A	M-A	M-A	M-A	OR	DR	PF	FD	BS	BS					BA			
11	Sammy Hunter	F 27:58	2-9	2-8	2-3	0	3	3	5	1	8	0	0	0	0	0	0	0	0	2
25	Enrique Freeman	F 36:00	3-7	0-0	0-0	4	7	11	2	5	6	2	0	1	3	1	11			
2	Greg Tribble	G 36:32	4-7	0-0	1-2	0	2	2	1	4	9	4	0	1	0	1	3			
4	Trendon Hankerson	G 34:28	2-11	1-9	0-0	0	6	6	3	1	5	2	2	2	2	0	11			
13	Xavier Castaneda	G 36:44	11-25	4-16	7	2	5	7	4	7	32	1	1	3	0	1	9			
34	Nate Johnson	11:01	1-2	1-1	0-0	0	0	0	1	1	3	0	0	0	0	0	6			
0	Amari Lyles	03:20	0-0	0-0	0-0	0	0	0	0	0	0	0	0	0	0	0	0	0	0	0
5	Tavari Johnson	13:59	0-2	0-1	0-0	0	0	0	0	2	0	0	0	0	1	0	0	0	0	0
Team											1	1	2							
Totals		23:63	8:35	9:12	7	24	31	16	19	63	9	3	8	5	3	8				

Record: 13-6 (5-1)

Shooting By Period		
1st FG%	12.33	36.4%
3PT%	4.19	21.1%
FT%	4.7	57.1%
2nd FG%	11.30	36.7%
3PT%	4.16	25.0%
FT%	5.5	100%
GM FG%	23.63	36.5%
3PT%	8.35	22.9%
FT%	9.12	75.0%

Dead Ball Rebounds: 1, 0

Technical Fouls: NONE

NO.	Name	Min	FG		3P		FT		Rebounds		Fouls		TP	AS	TO	ST	Blocks			+/-
			M-A	M-A	M-A	M-A	OR	DR	PF	FD	BS	BS					BA			
4	Carrington McCaskill	F 26:50	3-9	0-1	2-3	1	3	4	4	3	8	0	3	1	3	1	5			
22	Nicolas Pavrette	C 15:43	0-1	0-0	0-1	1	4	5	0	2	0	0	0	0	1	0	0	9		
0	Brian Taylor	G 34:33	2-9	0-2	0-0	2	5	7	2	1	4	3	1	0	0	0	18			
1	Reggie Bass	G 19:32	0-4	0-2	0-0	0	1	1	5	0	4	2	0	1	0	1	0	11		
3	Jesse Zarzuela	G 40:00	6-14	5-9	3-6	0	4	4	1	6	20	2	3	1	0	0	18			
12	Miroslav Staff	08:45	2-2	0-0	4-4	0	2	2	3	2	8	0	2	0	0	0	0	0	0	0
44	Max Majerle	26:16	1-2	1-2	2-2	0	3	3	2	1	5	0	2	0	0	0	0	0	0	0
10	Ala Ojapoye	12:12	0-0	0-0	0	1	2	0	0	0	0	0	0	0	0	0	0	0	0	0
15	Markus Harding	16:09	2-6	2-4	0-0	0	2	2	1	1	6	0	2	0	0	0	0	0	0	0
Team											1	1	2							
Totals		16:47	8:20	11:16	7	25	32	20	19	51	9	18	3	5	2	18				

Record: 7-11 (2-3)

Shooting By Period		
1st FG%	9.27	33.3%
3PT%	4.13	30.8%
FT%	4.5	80%
2nd FG%	7.20	35.0%
3PT%	4.7	57.1%
FT%	7.11	63.6%
GM FG%	16.47	34.0%
3PT%	8.20	40.0%
FT%	11.16	68.8%

Dead Ball Rebounds: 1, 2

NO.	Name	Min	FG		3P		FT		Rebounds		Fouls		TP	AS	TO	ST	Blocks			+/-
			M-A	M-A	M-A	M-A	OR	DR	PF	FD	BS	BS					BA			
0	Markeese Hastings	F 38:43	7-16	1-5	3-5	2	8	10	1	3	18	2	2	1	1	1	5			
22	Tilus Wright	G 28:36	2-5	0-0	0-0	1	5	6	0	3	4	0	1	0	0	1	4			
2	Tray Maddox Jr.	G 25:23	2-8	0-2	1-2	0	6	6	4	1	5	2	2	0	1	1	4			
11	Lamar Norman Jr.	G 29:40	2-8	1-6	1-2	0	5	5	3	3	6	4	0	0	0	0	5			
51	Jefferson Monegro	G 27:27	3-6	0-1	2-2	0	1	1	3	3	8	5	1	0	1	2	2			
4	JaVaughn Hannah	24:49	2-8	2-4	0-0	0	3	3	1	0	6	0	2	0	0	0	0	0	0	0
23	Tafari Simms	03:20	0-0	0-0	0-0	0	1	1	2	1	0	2	0	0	0	0	0	0	0	0
12	Seth Hubbard	13:15	2-3	1-2	1-1	2	3	3	1	1	6	0	0	0	0	0	0	0	0	0
20	Owen Lobsinger	10:47	1-1	0-0	0-0	0	1	0	3	2	1	2	0	0	0	1	0	0	0	0
Team											3	6	9							
Totals		21:55	5:20	8:12	12	35	47	19	16	55	15	15	2	3	5	8				

Record: 6-13 (2-4)

Shooting By Period		
1st FG%	11.24	45.8%
3PT%	4.10	40.0%
FT%	4.5	80%
2nd FG%	10.31	32.3%
3PT%	1.10	10.0%
FT%	4.7	57.1%
GM FG%	21.55	36.5%
3PT%	5.20	25.0%
FT%	8.12	66.7%

Dead Ball Rebounds: 2, 0

Technical Fouls: NONE

		AKR	CMU	Points from		Period by Period Scoring				
Biggest lead		27 (1st 4:52)	7 (1st 18:02)	Turnovers	13	13				
Best Scoring Run		11 (2nd 16:46)	9 (2nd 0:22)	Paint	26	16	1st	2nd	TOT	
Lead Changes		1		Second Chance	10	2	AKR	36	33	69
Times Tied		3		Fast Breaks	15	10	CMU	26	25	51
Time with Lead		31:54	06:12	Bench	15	19				

Technical Fouls: Bench 1 1 39 Coach 2 2 6 18

		UA	WMU	Points from		Period by Period Scoring				
Biggest lead		9 (1st 7:34)	5 (2nd 17:30)	Turnovers	16	20	1st	2nd	TOT	
Best Scoring Run		7 (1st 14:16)	8 (1st 4:07)	Paint	22	32	UA	32	31	63
Lead Changes		8		Second Chance	9	11	WMU	30	25	55
Times Tied		6		Fast Breaks	11	13				
Time with Lead		24:51	08:33	Bench	3	14				



Official Basketball Box Score - Final  
**Miami (OH) at Akron**  
 01/24/23 James A. Rhodes Arena, Akron  
 2022-23 Men's Basketball

Game Time: 7:00 PM  
 Game Duration: 2:11  
 Attendance: 1,020



Official Basketball Box Score - Final  
**Akron at Buffalo**  
 01/13/23 Alumni Arena, Buffalo  
 2022-23 Men's Basketball

Game Time: 7:00 PM  
 Game Duration: 2:02  
 Attendance: 5,001



Official Basketball Box Score - Final  
**Kent St. at Akron**  
 02/03/23 James A. Rhodes Arena, Akron  
 2022-23 Men's Basketball

Game Time: 9:00 PM  
 Game Duration: 2:13  
 Attendance: 8,821

Officials: Bill Ek, Michael Griffith, Steve McLunkins

Officials: Chad Barlow, Todd Von Sossan, Greg Langsdorf

Akron - 81

NO.	Name	Min	FG	3P	FT	Rebounds		Fouls		TP	AS	TO	ST	Blocks		+/-			
						OR	DR	PF	FD					BS	BA				
11	Sammy Hunter	F 16:22	1-4	0-2	0-0	0	2	2	1	0	2	1	0	0	0	7			
25	Enrique Freeman	F 36:26	9-15	0-0	0-2	1	8	9	2	5	18	2	2	0	2	18			
2	Greg Tribble	G 31:46	1-7	0-1	2-2	0	2	2	2	1	4	8	2	2	1	2			
4	Trendon Hankerson	G 31:02	4-7	2-3	0-0	0	2	2	1	1	10	5	1	2	2	0			
13	Xavier Castaneda	G 35:32	10-12	7-8	5-6	2	1	3	3	5	32	1	5	0	1	9			
34	Nate Johnson	19:25	4-5	2-2	0-0	2	4	6	2	1	10	1	3	0	0	20			
5	Tavari Johnson	15:40	2-4	1-1	0-0	0	2	4	0	2	5	2	1	4	0	18			
1	Garvin Clarke	09:39	0-1	0-1	0-0	0	0	0	1	0	0	2	0	2	0	-4			
0	Amani Lyles	01:44	0-1	0-0	0-0	0	0	0	1	0	0	0	0	0	0	-2			
3	Kobe Mitchell	00:45	0-0	0-0	0-0	0	0	0	0	0	0	0	0	0	0	-2			
12	Pat Mayfield	00:45	0-0	0-0	0-0	0	0	0	0	0	0	0	0	0	0	-2			
20	Evan Wilson	00:45	0-0	0-0	0-0	0	0	0	0	0	0	0	0	0	0	-2			
Team																			
Totals						31:56	12-18	7-10	7	20	27	15	13	81	23	15	6	5	17

Shooting By Period	
1st FG%	17-30 56.7%
3PT%	5-7 71.4%
FT%	3-4 75%
2nd FG%	14-26 53.8%
3PT%	7-11 63.6%
FT%	4-6 66.7%
GM FG%	31-56 55.4%
3PT%	12-18 66.7%
FT%	7-10 70.0%

Dead Ball Rebounds: 1, 1

Kent St. - 55

NO.	Name	Min	FG	3P	FT	Rebounds		Fouls		TP	AS	TO	ST	Blocks		+/-				
						OR	DR	PF	FD					BS	BA					
4	Chris Payton	F 20:05	2-5	0-0	0-0	3	2	5	2	0	4	0	1	1	1	-17				
33	Mirnye Thomas	F 30:55	1-2	0-1	1-4	0	2	2	3	5	3	0	2	0	0	-7				
2	Malique Jacobs	G 38:25	5-11	1-2	1-2	2	1	3	4	3	12	3	2	2	0	-8				
3	Sincere Carry	G 40:00	5-17	2-13	3-3	0	5	3	2	32	15	3	6	1	0	-12				
11	Giovanni Santiago	G 03:35	0-1	0-1	0-0	0	0	0	0	0	0	0	0	0	0	-6				
42	Cl'ron Hornback	G 07:40	1-2	0-0	0-0	1	1	2	0	2	0	0	1	0	0	-5				
13	Jalen Sullinger	34:34	5-11	3-6	0-0	3	3	3	0	13	0	0	1	0	0	-6				
1	VonCameron Davis	20:34	2-6	0-2	2-2	0	0	0	3	6	0	0	0	0	0	-1				
0	Julius Rollins	01:35	0-1	0-1	0-0	0	0	0	0	0	0	0	0	0	0	-4				
23	Delrecco Gillespie	02:37	0-0	0-0	0-0	0	0	0	1	0	0	0	1	0	0	-4				
Team																				
Totals						21:56	6-26	7-11	10	18	28	21	14	55	7	11	7	1	4	-12

Shooting By Period	
1st FG%	11-26 42.3%
3PT%	5-15 33.3%
FT%	2-2 100%
2nd FG%	10-30 33.3%
3PT%	1-11 9.1%
FT%	5-9 55.6%
GM FG%	21-56 37.5%
3PT%	6-26 23.1%
FT%	7-11 63.6%

Dead Ball Rebounds: 1, 0

Technical Fouls: NONE

Buffalo - 64

NO.	Name	Min	FG	3P	FT	Rebounds		Fouls		TP	AS	TO	ST	Blocks		+/-				
						OR	DR	PF	FD					BS	BA					
1	LaQuill Hardnett	F 27:03	2-2	0-0	2-2	1	2	3	2	2	6	1	5	1	2	0	-11			
23	Isaiah Adams	F 29:44	5-10	1-5	2-2	1	4	5	0	1	13	2	4	1	0	0	-4			
31	Isaac Jack	C 12:01	0-0	0-0	0-0	1	2	3	2	0	0	0	1	0	1	0	-13			
3	Curtis Jones	G 35:33	8-19	2-7	1-2	3	3	6	1	5	19	4	1	2	1	3	-18			
13	Yazid Powell	G 27:29	3-14	0-4	4-5	1	3	4	4	0	3	2	2	0	0	-17				
2	Kidreil Blocker	G 30:35	4-6	1-2	0-1	1	1	1	0	9	5	3	1	0	1	-8				
24	Jonnivus Smith	27:14	1-2	0-0	2-2	2	4	6	3	1	4	1	2	0	1	0	-6			
0	Kanye Jones	08:18	0-0	0-0	1-2	0	0	0	1	1	1	0	0	0	0	0	-9			
10	Devin Ceasar	01:18	0-2	0-1	0-0	1	1	0	0	0	0	0	0	0	0	0	-1			
5	Zaakir Williamson	00:45	1-2	0-0	0-0	1	1	2	0	2	0	0	0	0	0	2				
Team																				
Totals						24:57	4-19	12-16	16	20	36	14	15	64	16	18	8	5	6	-17

Shooting By Period	
1st FG%	8-25 30.8%
3PT%	4-10 40.0%
FT%	5-6 83.3%
2nd FG%	16-31 51.6%
3PT%	0-9 0.0%
FT%	7-10 70%
GM FG%	24-57 42.1%
3PT%	4-19 21.1%
FT%	12-16 75.0%

Dead Ball Rebounds: 0, 0

Technical Fouls: NONE

Biggest lead		Points from		Turnovers		Period by Period Scoring	
AKN	24 (2nd 14:09)	AKN	26	AKN	17	1st	2nd
BUF	1 (1st 19:09)	AKN	30	AKN	42	3rd	TOT
Best Scoring Run	8 (1st 5:49)	Second Chance	8	AKN	42	39	81
Lead Changes	2	Fast Breaks	16	BUF	25	39	64
Times Tied	0	Bench	15				
Time with Lead	38:50						

Technical Fouls: Coach 2nd 15:56



Official Basketball Box Score - Final  
**Toledo at Akron**  
 02/07/23 James A. Rhodes Arena, Akron, Ohio  
 2022-23 Men's Basketball

Game Time: 7:00 PM  
 Game Duration: 2:00  
 Attendance: 2,041



Official Basketball Box Score - Final  
**Akron at Ohio**  
 02/10/23 Convocation Center, Athens  
 2022-23 Men's Basketball

Game Time: 7:30 PM  
 Game Duration: 2:10  
 Attendance: 5,038

Officials: Tim Stewart, Michael Griffith, Josh White

Officials: Brad Clauson, Jon Campbell, Scott Skiles

Toledo - 84

NO.	Name	Min	FG	3P	FT	Rebounds		Fouls		TP	AS	TO	ST	Blocks		+/-				
						OR	DR	PF	FD					BS	BA					
4	Setric Miller Jr.	F 33:22	6-12	2-3	6-8	1	8	9	2	6	20	3	1	0	0	14				
32	JT Shumate	F 31:39	5-7	0-1	4-6	2	2	4	4	5	14	1	0	1	2	0	-11			
0	Ra'heim Moss	G 33:16	1-4	1-4	0-0	2	2	2	1	0	3	1	2	0	0	16				
10	RayJ Dennis	G 38:05	6-15	3-5	3-4	0	6	6	2	1	18	5	3	0	0	12				
21	Darius Maddox Jr.	G 31:33	5-8	3-3	6-6	2	6	8	0	3	19	2	1	0	0	13				
2	EJ Farmer	G 14:44	3-5	0-2	2-2	1	0	1	1	8	1	1	0	0	0	-11				
15	AJ Edu	14:25	0-1	0-0	2-2	1	2	2	2	2	1	0	0	0	0	-3				
13	Andre Lorentsson	02:56	0-0	0-0	0-0	0	0	0	1	0	0	0	0	0	0	-2				
Team																				
Totals						26:50	9-18	23-28	7	26	33	12	23	84	14	8	1	4	2	10

Shooting By Period	
1st FG%	14-26 53.8%
3PT%	5-12 41.7%
FT%	4-6 66.7%
2nd FG%	12-24 50.0%
3PT%	4-6 66.7%
FT%	19-22 86.4%
GM FG%	26-50 52.0%
3PT%	9-18 50.0%
FT%	23-28 82.1%

Dead Ball Rebounds: 3, 0

Technical Fouls: Coach 2nd 12:45

Akron - 74

NO.	Name	Min	FG	3P	FT	Rebounds		Fouls		TP	AS	TO	ST	Blocks		+/-	
						OR	DR	PF	FD					BS	BA		
11	Sammy Hunter	F 20:19	3-8	1-5	0-0	1	1	2	3	0	7	0	1	1	0	0	-2
25	Enrique Freeman	F 28:29	5-11	0-0	0-1	4	8	12	4	2	10	3	2	0	0	2	4
2	Greg Tribble	G 32:25	3-4	0-0	0-0	2	3	5	5	1	6	4	1	0	2	0	4
4	Trendon Hankerson	G 33:50	7-12	6-11	0-0	1	1	2	4	0	20	0	1	1	0	0	-6
13	Xavier Castaneda	G 38:28	6-18	3-11	8-8	1	3	4	2	7	23	1	2	2	0	0	-10
5	Tavari Johnson	10:17	1-5	0-2	0-0	0	0	0	0	2	2	0	0	0	0	0	-13
34	Nate Johnson	13:22	0-1	0-0	0-0	0	0	0	2	0	0	0	0	0	0	0	-15
1	Garvin Clarke	11:57	1-4	1-2	1-2												



## 2022-23 Akron Men's Basketball Combined Team Statistics All games

Page 1/1  
as of Feb 11, 2023

### Game Records

Record	Overall	Home	Away	Neutral
ALL GAMES	17-8	12-1	4-4	1-3
CONFERENCE	9-3	5-1	4-2	0-0
NON-CONFERENCE	8-5	7-0	0-2	1-3

### Score by Periods

Team	1st	2nd	OT	TOT
Akron	864	935	11	1810
Opponents	746	860	10	1616

### Team Box Score

No.	Player				Total		3-Point		F-Throw		Rebounds											
		GP-GS	MIN	AVG	FG-FGA	FG%	3FG-3FGA	3FG%	FT-FTA	FT%	OFF	DEF	TOT	AVG	PF	DQ	A	TO	BLK	STL	PTS	AVG
13	CASTANEDA, Xavier	23-23	773:50	33.6	131-307	.427	82-200	.410	155-186	.833	16	82	98	4.3	34	0	61	46	2	26	499	21.7
25	FREEMAN, Enrique	25-25	766:19	30.7	151-254	.594	1-3	.333	80-131	.611	87	190	277	11.1	56	2	50	55	30	16	383	15.3
4	HANKERSON, Trendon	25-25	822:26	32.9	78-203	.384	59-153	.386	21-28	.750	10	96	106	4.2	52	0	53	33	14	21	236	9.4
11	HUNTER, Sammy	25-17	474:25	19.0	63-166	.380	30-106	.283	11-18	.611	22	42	64	2.6	43	1	12	13	2	4	167	6.7
2	TRIBBLE, Greg	25-25	724:49	29.0	62-156	.397	1-12	.083	38-54	.704	22	50	72	2.9	64	2	60	32	6	20	163	6.5
5	JOHNSON, Tavari	24-9	403:19	16.8	52-128	.406	19-54	.352	6-10	.600	7	40	47	2.0	39	0	47	39	3	22	129	5.4
34	JOHNSON, Nate	25-1	472:51	18.9	37-79	.468	15-34	.441	8-12	.667	22	49	71	2.8	40	1	20	27	1	21	97	3.9
1	CLARKE, Garvin	16-0	205:42	12.9	12-46	.261	4-26	.154	7-11	.636	13	16	29	1.8	15	0	12	14	2	8	35	2.2
0	LYLES, Amani	22-0	109:45	5.0	16-33	.485	0-1	.000	14-20	.700	15	8	23	1.0	30	1	3	8	7	8	46	2.1
3	MITCHELL, Kobe	19-0	224:57	11.8	12-39	.308	10-35	.286	4-4	1.000	2	11	13	0.7	19	0	8	6	1	8	38	2.0
20	WILSON, Evan	9-0	27:46	3.1	4-10	.400	4-8	.500	0-2	.000	0	1	1	0.1	4	0	3	2	0	2	12	1.3
12	MAYFIELD, Pat	8-0	18:51	2.4	2-6	.333	0-3	.000	1-2	.500	0	7	7	0.9	1	0	0	0	1	2	5	0.6
Team											45	44	89				9					
<b>Total</b>		<b>25</b>	<b>5025</b>		<b>620-1427</b>	<b>.434</b>	<b>225-635</b>	<b>.354</b>	<b>345-478</b>	<b>.722</b>	<b>261</b>	<b>636</b>	<b>897</b>	<b>35.9</b>	<b>397</b>	<b>7</b>	<b>329</b>	<b>284</b>	<b>69</b>	<b>158</b>	<b>1810</b>	<b>72.4</b>
<b>Opponents</b>		<b>25</b>	<b>5025</b>		<b>591-1397</b>	<b>.423</b>	<b>166-484</b>	<b>.343</b>	<b>268-374</b>	<b>.717</b>	<b>223</b>	<b>597</b>	<b>820</b>	<b>32.8</b>	<b>454</b>	<b>11</b>	<b>288</b>	<b>320</b>	<b>79</b>	<b>143</b>	<b>1616</b>	<b>64.6</b>

### Team Statistics

	UA	OPP
<b>Scoring</b>	<b>1810</b>	<b>1616</b>
Points per game	72.4	64.6
Scoring margin	+7.8	-
<b>Field goals-att</b>	<b>620-1427</b>	<b>591-1397</b>
Field goal pct	.434	.423
<b>3 point fg-att</b>	<b>225-635</b>	<b>166-484</b>
3-point FG pct	.354	.343
3-pt FG made per game	9.0	6.6
<b>Free throws-att</b>	<b>345-478</b>	<b>268-374</b>
Free throw pct	.722	.717
F-Throws made per game	13.8	10.7
<b>Rebounds</b>	<b>897</b>	<b>820</b>
Rebounds per game	35.9	32.8
Rebounding margin	+3.1	-
<b>Assists</b>	<b>329</b>	<b>288</b>
Assists per game	13.2	11.5
<b>Turnovers</b>	<b>284</b>	<b>320</b>
Turnovers per game	11.4	12.8
Turnover margin	+1.4	-
Assist/turnover ratio	1.2	0.9
<b>Steals</b>	<b>158</b>	<b>143</b>
Steals per game	6.3	5.7
<b>Blocks</b>	<b>69</b>	<b>79</b>
Blocks per game	2.8	3.2
<b>Winning streak</b>	<b>0</b>	<b>-</b>
Home win streak	0	-
<b>Attendance</b>	<b>25032</b>	<b>26698</b>
Home games-Avg/Game	13-1926	8-3337
Neutral site-Avg/Game	-	4-2516

### Team Results

Date	Opponent		Score	Att.
11/07/2022	South Dakota St.	Wot	81-80	2157
11/11/2022	vs Mississippi St.	L	54-73	5213
11/15/2022	Morgan St.	W	65-59	1759
11/21/2022	vs Western Ky.	W	72-53	1250
11/22/2022	vs LSU	L	58-73	1200
11/23/2022	vs Nevada	L	58-62	2400
11/30/2022	at Marshall	L	57-68	4012
12/04/2022	Muskingum	W	80-33	1466
12/11/2022	Jackson St.	W	85-72	1385
12/14/2022	Wright St.	W	66-54	1398
12/19/2022	Maine	W	87-55	1424
12/22/2022	at Bradley	L	55-74	3530
12/30/2022	Concord	W	84-58	1550
01/03/2023	NIU	W	76-51	0
01/06/2023	at Ball St.	L	63-70	3476
01/10/2023	at Bowling Green	W	74-70	1844
01/13/2023	Eastern Mich.	W	104-67	2177
01/17/2023	at Central Mich.	W	69-51	1509
01/21/2023	at Western Mich.	W	63-55	2288
01/24/2023	Miami (OH)	W	73-68	1620
01/28/2023	Ohio	W	83-77	2234
01/31/2023	at Buffalo	W	81-64	5001
02/03/2023	Kent St.	W	67-55	5821
02/07/2023	Toledo	L	74-84	2041
02/10/2023	at Ohio	L	81-90	5038





## 2022-23 Akron Men's Basketball Combined Team Statistics In Conference games

Page 1/1  
as of Feb 11, 2023

### Game Records

Record	Overall	Home	Away	Neutral
ALL GAMES	9-3	5-1	4-2	0-0
CONFERENCE	9-3	5-1	4-2	0-0
NON-CONFERENCE	0-0	0-0	0-0	0-0

### Score by Periods

Team	1st	2nd	OT	TOT
Akron	436	472	0	908
Opponents	372	430	0	802

### Team Box Score

No.	Player	Overall			Total			3-Point			F-Throw		Rebounds				Other				PTS	AVG
		GP-GS	MIN	AVG	FG-FGA	FG%	3FG-3FGA	3FG%	FT-FTA	FT%	OFF	DEF	TOT	AVG	PF	DQ	A	TO	BLK	STL		
13	CASTANEDA, Xavier	10-10	351:09	35.1	67-146	.459	39-96	.406	72-83	.867	8	31	39	3.9	22	0	22	22	1	12	245	24.5
25	FREEMAN, Enrique	12-12	376:60	31.4	82-133	.617	1-2	.500	53-77	.688	43	104	147	12.3	29	2	20	26	17	7	218	18.2
4	HANKERSON, Trendon	12-12	407:09	33.9	37-103	.359	30-83	.361	8-10	.800	4	43	47	3.9	28	0	29	16	10	9	112	9.3
2	TRIBBLE, Greg	12-12	374:44	31.2	33-78	.423	0-3	.000	23-30	.767	10	22	32	2.7	32	1	35	16	4	9	89	7.4
11	HUNTER, Sammy	12-11	229:32	19.1	32-67	.478	18-46	.391	5-9	.556	10	16	26	2.2	27	1	4	9	1	3	87	7.3
34	JOHNSON, Nate	12-0	228:24	19.0	18-36	.500	7-16	.438	6-8	.750	10	24	34	2.8	23	1	14	12	0	8	49	4.1
5	JOHNSON, Tavari	12-3	177:17	14.8	18-56	.321	6-22	.273	1-2	.500	2	15	17	1.4	23	0	21	15	1	8	43	3.6
0	LYLES, Amani	10-0	48:35	4.9	9-18	.500	0-1	.000	8-8	1.000	3	3	6	0.6	17	1	1	2	3	4	26	2.6
1	CLARKE, Garvin	8-0	67:39	8.5	5-16	.313	2-9	.222	3-4	.750	4	5	9	1.1	3	0	4	4	0	4	15	1.9
3	MITCHELL, Kobe	10-0	118:43	11.9	5-19	.263	5-17	.294	2-2	1.000	0	4	4	0.4	8	0	6	2	0	2	17	1.7
20	WILSON, Evan	4-0	10:53	2.7	2-4	.500	2-3	.667	0-0	.000	0	0	0	0.0	0	0	0	0	0	0	6	1.5
12	MAYFIELD, Pat	4-0	08:56	2.2	0-2	.000	0-1	.000	1-2	.500	0	3	3	0.8	1	0	0	0	1	1	1	0.3
Team											23	20	43				5					
<b>Total</b>		<b>12</b>	<b>2400</b>		<b>308-678</b>	<b>.454</b>	<b>110-299</b>	<b>.368</b>	<b>182-235</b>	<b>.774</b>	<b>117</b>	<b>290</b>	<b>407</b>	<b>33.9</b>	<b>213</b>	<b>6</b>	<b>156</b>	<b>129</b>	<b>38</b>	<b>67</b>	<b>908</b>	<b>75.7</b>
<b>Opponents</b>		<b>12</b>	<b>2400</b>		<b>278-648</b>	<b>.429</b>	<b>79-236</b>	<b>.335</b>	<b>167-226</b>	<b>.739</b>	<b>111</b>	<b>273</b>	<b>384</b>	<b>32.0</b>	<b>224</b>	<b>8</b>	<b>129</b>	<b>150</b>	<b>35</b>	<b>60</b>	<b>802</b>	<b>66.8</b>

### Team Statistics

	UA	OPP
<b>Scoring</b>	<b>908</b>	<b>802</b>
Points per game	75.7	66.8
Scoring margin	+8.8	-
<b>Field goals-att</b>	<b>308-678</b>	<b>278-648</b>
Field goal pct	.454	.429
<b>3 point fg-att</b>	<b>110-299</b>	<b>79-236</b>
3-point FG pct	.368	.335
3-pt FG made per game	9.2	6.6
<b>Free throws-att</b>	<b>182-235</b>	<b>167-226</b>
Free throw pct	.774	.739
F-Throws made per game	15.2	13.9
<b>Rebounds</b>	<b>407</b>	<b>384</b>
Rebounds per game	33.9	32.0
Rebounding margin	+1.9	-
<b>Assists</b>	<b>156</b>	<b>129</b>
Assists per game	13.0	10.8
<b>Turnovers</b>	<b>129</b>	<b>150</b>
Turnovers per game	10.8	12.5
Turnover margin	+1.8	-
Assist/turnover ratio	1.2	0.9
<b>Steals</b>	<b>67</b>	<b>60</b>
Steals per game	5.6	5.0
<b>Blocks</b>	<b>38</b>	<b>35</b>
Blocks per game	3.2	2.9
<b>Winning streak</b>	<b>0</b>	<b>-</b>
Home win streak	0	-
<b>Attendance</b>	<b>13893</b>	<b>19156</b>
Home games-Avg/Game	6-2316	6-3193
Neutral site-Avg/Game	-	0-0

### Team Results

Date	Opponent		Score	Att.
01/03/2023	NIU	W	76-51	0
01/06/2023	at Ball St.	L	63-70	3476
01/10/2023	at Bowling Green	W	74-70	1844
01/13/2023	Eastern Mich.	W	104-67	2177
01/17/2023	at Central Mich.	W	69-51	1509
01/21/2023	at Western Mich.	W	63-55	2288
01/24/2023	Miami (OH)	W	73-68	1620
01/28/2023	Ohio	W	83-77	2234
01/31/2023	at Buffalo	W	81-64	5001
02/03/2023	Kent St.	W	67-55	5821
02/07/2023	Toledo	L	74-84	2041
02/10/2023	at Ohio	L	81-90	5038