

# AKRON BASKETBALL

Game 27 | vs Buffalo



122nd Season | MAC Tournament Champions: 2009, 2011, 2013, 2022 | MAC Regular-Season Champions: 2012, 2013, 2016, 2017, 2020

## 2022-23 BASKETBALL SCHEDULE

Date	Opponent	TV	Time
Nov. 7	<b>South Dakota State</b>	..... W	81-80 OT
Nov. 11	Mississippi State \$	..... L	73-54
Nov. 15	<b>Morgan State</b>	..... W	65-59
Nov. 21	Western Kentucky %	..... W	72-53
Nov. 22	LSU %	..... L	73-58
Nov. 23	Nevada %	..... L	62-58
Nov. 30	Marshall	..... L	68-57
Dec. 4	<b>Muskingum</b>	..... W	80-33
Dec. 11	<b>Jackson State</b>	..... W	85-72
Dec. 14	<b>Wright State</b>	..... W	66-54
Dec. 19	<b>Maine</b>	..... W	87-55
Dec. 22	Bradley	..... L	74-55
Dec. 30	<b>Concord</b>	..... W	84-58
Jan. 3	<b>Northern Illinois *</b>	..... W	76-51
Jan. 6	Ball State *	..... L	70-63
Jan. 10	Bowling Green *	..... W	74-70
Jan. 13	<b>Eastern Michigan *</b>	..... W	104-67
Jan. 17	Central Michigan *	..... W	69-51
Jan. 21	Western Michigan *	..... W	63-55
Jan. 24	<b>Miami *</b>	..... W	73-68
Jan. 28	<b>Ohio *</b>	..... W	83-77
Jan. 31	Buffalo *	..... W	81-64
Feb. 3	<b>Kent State *</b>	..... W	67-55
Feb. 7	<b>Toledo *</b>	..... L	84-74
Feb. 10	Ohio *	..... L	90-81
Feb. 14	Eastern Michigan *	..... W	78-51
Feb. 18	<b>Buffalo *</b>	.....	7 PM
Feb. 21	Toledo *	ESPN+ .....	7 PM
Feb. 25	<b>Western Michigan *</b>	ESPN+ .....	4 PM
Feb. 28	<b>Ball State *</b>	ESPN+ .....	7 PM
March 3	Kent State *	WC .....	TBA

Home games **BOLD** | All Game Times and Dates subject to change | WC - MAC 21-day Wildcard Game Selection | \* MAC game  
\$ Barstool Sports Invitational - Philadelphia, Pa.  
% Cayman Islands Classic - Grand Cayman Island

## Akron (18-8, 10-3) vs Buffalo (12-14, 6-7)

Saturday, Feb. 18 • James A. Rhodes Arena

Akron, Ohio • 7 PM • ESPN+



**BUFFALO HEAD COACH**

**Jim Whitesell** (Luther '82)  
Overall Record: 454-347 (28th Season)  
Record at UB: 67-46 (4th Season)  
MAC Record: 42-25 (4th Season)



**AKRON ZIPS HEAD COACH**

**John Groce** (Taylor '94)  
Career Record: 294-199 (15th Season)  
Record at Akron: 112-67 (6th Season)  
Overall MAC Record: 98-71 (at Ohio and Akron)

### ALL-TIME SERIES

Akron Leads: 38-33  
Last Meeting: Akron 81, Buffalo 64  
First Meeting: Akron 84, Buffalo 74  
MAC Tournament: Buffalo Leads: 5-2  
Groce vs. Buffalo: 4-8 (9-12 Overall)  
at Alumni Arena on January 31, 2022  
in Akron 1954-55 season

### BROADCAST

**TV/Video:** ESPN+ Michael Reghi (pxp) and Jeff Phelps (analyst)  
**Radio:** Akron Sports Network - **Dave Skoczen** (PxP), **Joe Dunn** (Analyst)-WHLO 640 AM (iHeart Radio)  
**Live Stats:** GoZips.com/Schedule - Live Stats

### QUICK HITS

- Akron is one of two teams in the MAC to play 5 Top 100 NET teams in non-conference play this season: Buffalo (6), Akron (5), Miami (4), Eastern Michigan (3), Northern Illinois (3), Ohio (3), Kent State (3), Toledo (3), Western Michigan (3), Central Michigan (2), Ball State (0), Bowling Green (0).
- Akron is 18-8 this season with all losses coming from opponents in the Top 100 NET rankings with a total win-loss record of 57-14 before conference play: 76 LSU (12-1), 37 Mississippi State (11-2), 55 Nevada (12-3), 66 Marshall (12-3), 62 Bradley (10-5). Zips fell to 100 Ball State, 102 Toledo and 145 Ohio.
- The Naismith Basketball Hall of Fame announced the Top 10 candidates for the 2023 Karl Malone Award. Enrique Freeman (Akron), Drew Timme (Gonzaga), Azuolas Tubelis (Arizona), Trayce Jackson-Davis (Indiana), Hunter Tyson (Clemson), Kris Murray (Iowa), DaRon Holmes II (Dayton), Norchad Omier (Miami (Fla.)), Kyle Filipowski (Duke) and Bryce Hopkins (Providence).
- Freeman and Castaneda rank in the NCAA Top 30 players in at least six categories  
**Freeman:** 4th REBS (292), 5th REBS/G (11.2), 8th DREB/G (7.73), 8th Double-Doubles (14), 14th OREB/G (3.5), 26th FG% (60.4), 1 of 14 to avg dbl-dbl, 1 of 16 avg. dbl digit rbs  
**Castaneda:** 5th FTM (158), 6th 3PT FG/G (3.54), 9th FTA (189), 11th PPG (21.5), 12th 3PT Made (85), 20th 3PT Attempts (211), 27th Total Points (515) and 41st 3PT FG% (.403).

Akron	STAT BREAKDOWN	Buffalo
72.6	SCORING AVERAGE	78.9
+8.5	SCORING MARGIN	+1.1
.434	FG PERCENTAGE	.460
.353	3PT PERCENTAGE	.327
9.0	3PT FG MADE PER GAME	7.1
.721	FT PERCENTAGE	.695
36.2	REBOUND PER GAME	38.2
+3.6	REBOUNDING MARGIN	-2.6
13.2	ASSISTS PER GAME	15.3
11.2	TURNOVERS PER GAME	14.7
6.2	STEALS PER GAME	8.1
2.7	BLOCKS PER GAME	3.3

2022-23 AKRON BASKETBALL

**PROBABLE STARTERS**



## AKRON QUICK FACTS

Location ..... Akron, Ohio (44325)  
 Population ..... 200,000 (fifth largest in Ohio)  
 Founded ..... 1870 (as Buchtel College)  
 Enrollment ..... 20,500  
 Nickname ..... Zips  
 Colors ..... Blue (PMS 282) and Gold (PMS 7503)  
 Conference ..... Mid-American  
 President ..... Dr. Gary L. Miller  
 Director of Athletics ..... Charles Guthrie  
 Deputy AD ..... Markus Jennings  
 Sr Associate AD/SWA ..... Jackie Wallgren  
 Faculty Athletics Representative ... Dr. Matthew Juravich  
 Athletic Dept. Phone: ..... (330) 972-7080  
 Ticket Office Phone: ..... 1-888-99-AKRON

## JAMES A. RHODES ARENA

Capacity ..... 5,500  
 Opened ..... December 3, 1983  
 ..... W, 78-74 over Eastern Michigan  
 Seating ..... 2,096 arm-chair seating  
 ..... 3,404 bleacher-style seating  
 Record at Rhodes Arena.... 453-136 (.767) - 39 Seasons  
 Record under John Groce ..... 111-66 (6th Season)  
 Press Row Phone ..... (330) 374-8771

## PROGRAM HISTORY

Seasons of Basketball ..... 122nd  
 First Season of Basketball ..... 1901-02  
 Seasons of Division I Basketball ..... 42nd  
 First Season of Division I Basketball ..... 1980-81  
 All-Time Record ..... 1,688-1,069 (.611)  
 All-Time Division I Record ..... 727-549 (.564)  
 All-Time MAC Record ..... 297-240 (.543) 29 seasons  
 MAC Tournament Titles ..... 4 (2009, 2011, 2013, 2022)  
 MAC Regular Season Titles 5 (2012, 2013, 2016, 2017, 2020)  
 NCAA Tournament Appearances ..... 14  
 NCAA DI Tournament Appearances (Yrs) .5 (1986, 2009, 2011, 2013, 2022)  
 NIT Appearances (Yrs) 7 (1987, 1989, 2006, 2008, 2012, 2016, 2017)  
 CBI Appearances (Yrs) ..... 1 (2010)  
 CIT Appearances (Yrs) ..... 1 (2014)

## GoZips.com

Twitter ..... @ZipsMBB | @JohnGroce | @AkronZips  
 Facebook ..... Facebook.com/ZipsMBB | /AkronZips  
 Instagram ..... @ZipsMBB  
 YouTube ..... YouTube.com/ZipsAthletics

## ATHLETICS COMMUNICATIONS

**Brian Dennison** (Men's Basketball Contact)  
 Assistant Director for Communications  
 (330) 972-6292 office | (330) 962-0366 cell  
 bld2@uakron.edu

**Sean Palchick** (Women's Basketball Contact)  
 Associate Director of Athletics Communications  
 Office Phone: (330) 972-2677  
 Email: spalchick@uakron.edu

## WHAT'S AHEAD

Akron snapped a two-game setback streak in Ypsilanti, Mich. as the Zips host game two against the Buffalo Bulls on Saturday, Feb. 18 at 7 p.m. The game will be broadcasted ESPN+ from the James A. Rhodes Arena with Michael Reghi (pxp) and Jeff Phelps (analyst) on the call. Fans can listen to Akron Sports Radio Network on WHLO 640 AM with Dave Skoczen (PXP) and Joe Dunn (analyst). Live stats are also available on GoZips.com.

## THE AKRON-BUFFALO SERIES

Saturday's game marks the 72nd meeting in series history between Akron and Buffalo, and 22nd meeting for a Groce coached squad, 13th at Akron. Akron holds an all-time 38-33 series advantage while Groce is 9-12 overall and 4-8 at Akron. In three of those five setbacks, the Zips led at halftime and took a one possession game to the final minutes. The Zips and the Bulls have met seven times in postseason play with Buffalo holding a 5-2 edge.

Akron claimed the first game of the 2023 series 81-64 at Alumni Arena and the lone regular season meeting in 2021-22 on New Year's Day after trailing by as many as 14 points and won by 12 points (88-76). The two team also met in the MAC Tournament at Rocket Mortgage FieldHouse as No. 4 Akron claimed a 70-68 over No. 5 Buffalo to advance to the semifinals against No. 1 Toledo. Buffalo claimed the previous meeting at the MAC Tournament 81-74 in overtime to advance to the MAC Tournament finals.

The Zips dropped the only regular season meeting in 2021 as Buffalo led by as many as 22 points and the Zips battled back to a one possession game with Buffalo winning 80-78 at Alumni Arena. In 2019-20, Akron and UB split the series last season as Akron won at Alumni Arena, 86-73, and the Bulls posted a 77-74 win at the JAR on a 3-pointer with six seconds remaining in the game. The Bulls won three games against the Zips -n 2018-19, including an 82-46 win in the quarterfinals of the MAC Tournament. The No. 21/22 ranked Bulls defeated the Zips at Alumni Arena (77-64) and started the series sweep when the No. 24/25 ranked Bulls defeated Akron at James A. Rhodes Arena 76-70 on Feb. 12. The Bulls swept the 2016-17 season's series with an 87-65 win in Akron and an 80-68 win in Buffalo. The Zips swept the regular season series in 2015-16 and 2016-17 and have won five of the last 13 meetings.

## SCOUTING THE BULLS

Buffalo enters the game at 12-14 overall and 6-7 in the MAC. The Bulls average 78.9 points per outing on 46.0 percent shooting from the floor and a 32.7 percent effort from beyond the 3-point arc, draining 7.1 triples a game. The Bulls are 9-4 at home, 2-7 on the road and 1-3 at neutral sites this season.

Buffalo has four players scoring in double figures as Curtis Jones leads the squad in scoring with 15.6 points per game on 42.0 percent shooting from the floor and 36.7 from deep with a team-best 65 made 3-pointers. He is second on the glass with 5.0 rebounds per game (130 rebs).

Zid Powell follows with 12.7 points per game shooting 41.1 percent shooting from the floor with 13 3-point field goals. He adds a team-high 41 steals and third in assists (62). Isaiah Adams is third in scoring with 11.2 points per game. He is second-best from beyond the arc with 47 made triples, while LaQuill Hardnett follows with 10.3 points per games. He made 17 trifectas and leads the squad on the glass 7.4 rebs per game (186). Armoni Foster leads the team in assists (102) and third in steals (24).

Defensively, Buffalo allows its opponents to score 77.8 points per game on 44.5 percent shooting from the floor and 34.3 percent from 3-point range, allowing only 7.6 long distance strikes per night. The Bulls have caused 376 turnovers (14.5 to/g) with 211 steals (8.1 stl/g). The Bulls outrebounds the opponent by a +2.6 margin, allowing the opponent to grab 926 total boards (35.6 rebs/g) compared to the 993 total rebounds secured by the Bulls (38.2 rebs/g).

## HOME SWEET HOME

The Zips own a 453-136 (.767) all-time record at Rhodes Arena. In the last 16 seasons, Akron has posted a 249-39 (.864) record at the JAR. Under coach Groce Akron is 73-14 (.825) at home. The Zips are 12-1 at home in 2022-23. Akron went 12-4 at Rhodes Arena in Groce's first year as head coach and followed with a 14-3 effort. The Zips went 15-2 at home in 2019-20 en route to the regular season MAC Championship. During COVID shortened season, Akron posted a 9-1 mark at the JAR (2020-21) and last season the Zips posted a 12-3 record. Groce became the third Akron coach since 1940 to win his first six home games in the first season as head coach. The Zips rattled off seven straight wins at the JAR before falling in the MAC home opener to Buffalo. The Zips set the all-time longest home winning streak record at Rhodes Arena with 30 consecutive wins during the 2015-17 seasons, replacing the 26-game run the Zips made during the 1985-87 seasons under head coach Bob Huggins. The streak ranked No. 2 in the NCAA.

## AKRON IN THE MAC

Akron is 50-19 over the last three seasons in MAC play, owning the highest winning percentage (.714) in the league. The Zips are 36-15 in the MAC under the new conference format without divisions (new in 2020-21). Akron is 87-24 (.795) at home in league play since the start of the 2011 MAC schedule. UA has seen a ton of success in league play since the start of the 2004-05 season, and is 219-101 overall (.681), including a 131-31 mark in MAC play at home (.822). The Zips' 219 wins are the most in the league during that stretch. The Zips have won 134 of their last 192 MAC games (.694).



## 2022-23 AWARDS AND HONORS

### Karl Malone Award Top 10

Enrique Freeman (Feb. 6)

### MAC Player of the Week

Xavier Castaneda (Feb. 6)

Enrique Freeman (Jan. 9)

Enrique Freeman (Jan. 30)

### Lute Olson Player of the Week

Xavier Castaneda (Feb. 6)

### Cayman Islands Classic

#### All-Tournament Team

Xavier Castaneda

## 2022-23 PRESEASON POLL

### MAC Men's Basketball Preseason Coaches Poll

1. Kent State (6) - 135 points
2. Toledo (4) - 131
3. Akron (2) - 127
4. Ball State -- 94
5. Ohio -- 91
6. Buffalo -- 82
7. Eastern Michigan -- 68
8. Western Michigan -- 66
9. Bowling Green -- 42
10. Central Michigan -- 38
11. Miami -- 36
12. Northern Illinois - 26

**MAC Tournament Champion:** Kent State (4), Toledo (3), Akron (2), Eastern Michigan (1), Western Michigan (1)

### Preseason All-MAC First Team

Enrique Freeman, F, Akron, Jr.  
Payton Sparks, C, Ball State, So.  
Sincere Carry, G, Kent State, R-Sr.  
JT Shumate, F, Toledo, Sr.  
Lamar Norman Jr., G, Western Michigan, Sr.

### Preseason All-MAC Second Team

Xavier Castaneda, G, Akron, Sr.  
Kevin Miller, G, Central Michigan, So.  
Emoni Bates, F, Eastern Michigan, So.  
Malique Jacobs, G, Kent State, R-Sr.  
Setric Millner Jr., F, Toledo, Sr.

### 2021-22 MAC Postseason Awards

#### Defensive Player of the Year

Enrique Freeman

**All-Defensive Team** - Enrique Freeman

**Second Team All-MAC** - Enrique Freeman

**Honorable Mention** - Xavier Castaneda

In 2021-22, Freeman ranked No. 1 in the nation in field goal percentage (.665) and landed in the NCAA Top 20 in six categories: No. 4 total rebounds (367), No. 6 rebounds per game (10.8), No. 8 double-doubles (18), No. 9 defensive rebounds per game (7.53) and No. 19 offensive rebounds per game (3.26). Freeman was one of 13 players in the NCAA to average a double-double in points (13.2) and rebounds (10.8). He led the MAC in 5-of-6 categories,

## TEAM CAPTAINS

For the first time in six seasons, Akron head coach John Groce named captains for Zips basketball. Enrique Freeman, Xavier Castaneda, Greg Tribble and Trendon Heankerson were nominated and accepted their new roles as Akron heads into Mid-American Conference play.

## THE POLLS - ZIPS ENTER MID-MAJOR TOP 25 POLL

The Akron Zips appeared on The CollegeInsider.com Mid-Major Top 25 Poll, ranking 18th overall on Feb. 6, 2023 as a result of an eight-game winning streak and taking over sole position at the top of the MAC, defeating rival Kent State 67-55. The Zips dropped the next two games, falling out of the Top 25. In the Ken Pom rankings, Akron ranks 95th overall in the NCAA. and 89th in defensive efficiency (100.7) and 126th in adjusted offensive efficiency (107.5). Akron is No. 1 in the MAC in adjusted defensive efficiency (101.9) and No. 2 adjusted offensive efficiency (113.7). The Zips rank No. 93 in the NCAA NET Rankings.

## MR. DOUBLE-DOUBLE

Enrique Freeman is 1-of-14 players in the NCAA to average a double-double, scoring 15.6 points per game and grabbing 11.2 boards per contest. He ranks 11th in the NCAA with 14 double-doubles which tops the MAC. He pulled down double-digit rebounds in 17-of-26 outings, including a 15-rebound, 32-point career-best performance against Ohio. In addition, he has 19 double-digit scoring efforts, scoring 27, 23 (2x), 21 (2x), 20, 19, 18 (3x), 17 (2x), 14, 13 (2x), 11 and 10 (2x)-points. He is currently ranked in rebounds per game (11.2 - 5th-NCAA, 1st-MAC), double-doubles (14 - 11th-NCAA, 1st-MAC), total rebounds (292 - 4th-NCAA, 1st-MAC), defensive rebounds per game (7.73 - 8th-NCAA, 1st-MAC), offensive rebounds per game (3.5 - 14th-NCAA, 2nd-MAC) and field goal percentage (60.4 - 26th NCAA - 2nd MAC). Freeman earned MAC Player of the Week (twice), averaging 25 points and 14.5 rebounds to open league play (Jan. 9) and 22.5 points and 11.5 ebounds (Jan. 30) for a pair of league wins. .

## X FACTOR

Castaneda leads the Akron Zips and the MAC scoring with 21.5 points per game (11th NCAA, 1st MAC). He scored in double figures 23-of-24 games, including a six 30+ point performances. He set a career-high 34 points against Ohio, registered 33 against Maine, tallied 32 against Western Michigan, Miami and Buffalo after opening the season with 31 points against South Dakota State. He is shooting 40.3 percent from long distance (41st NCAA, 2nd MAC) and averages 3.54 trifectas per game (6th NCAA, 1st MAC) with a team-best 85 triples (12th NCAA, 1st MAC). Castaneda is the squad's assist leader, dishing out 2.65 helpers per game with 65 assists to date. He ranks in the NCAA Top 5 in free throws made (158 - 5th NCAA, 1st MAC), free throw attempts (189 - 9th NCAA, 1st MAC). Castaneda was named to the 2022 Cayman Islands Classic All-Tournament team, averaging 18.3 points, 4.3 rebounds and 2.7 assists.

## JOHNSON N JOHNSON

Freshmen Nate Johnson (redshirt) and Tavari Johnson are starting to impact the Zips offensive output. Nate Johnson averages 19.1 minutes per game, scoring 4.2 points on 46.7 percent shooting from the floor. He shoots 45.0 percent from deep, draining 18-of-40 long-distance buckets. He impacts both ends of the floor, grabbing 78 rebounds for 3.0 per game and adds 22 steals. Tavari Johnson had a breakout game against Nevada in the Cayman Islands with a career-high 21 points on 9-of-10 shooting from the field and a perfect 3-of-3 showing from downtown. He joined the starting lineup on Dec. 4 and averages 16.2 minutes and 5.2 points per game. He shoots 40.6 percent from the floor and 35.2 percent from deep with 19 made trifectas. He adds 48 rebounds, 47 assists and 23 steals.

## ON THE ROAD

Akron is 5-4 in true road games this season, defeating EMU (78-51) before dropping the last game to Ohio (90-81) before winning four straight games after snapping a three-game setback streak at Bowling Green (74-70) and following with wins at Central Michigan (69-51), Western Michigan (63-55) and Buffalo (81-64). Akron fell to Ball State (70-63), Marshall (68-57) and Bradley (74-55). The Zips are 1-3 in neutral site games this season. Akron finished 8-4 on the road in 2021-22, dropping the season opening game to Ohio State (67-66) as time expired and defeating Wright State by a decisive 18 points (66-48). The Zips second road setback came against Kent State (67-55) in the first installment of the 2021-22 Wagon Wheel series. Zips bounced back with 91-66 win over Bowling Green and a 60-56 win over Central Michigan. The Zips fell at Toledo (84-76). Zips defeated Miami (71-59) and NIU (70-64) in back-to-back road contests but fell to WMU (61-57). Akron defeated Eastern Michigan 67-48, Ohio (91-83) and Ball State (79-60) to end the season.

## LAST TIME VS THE BULLS

Akron increased its winning streak to seven games, including four consecutive road games as the Zips defeated Buffalo 81-64 at Alumni Arena. Senior Xavier Castaneda paced the Zips with 32 points on a nearly flawless shooting performance. He shot 10-of-12 from the field and 7-of-8 from long distance, only missing the mark on his final two attempts. It was Castaneda's fifth 30-plus point performance of the season and fourth straight game a Zip dropped 32. Castaneda was one of four Zips to register double figures in points as junior Enrique Freeman had 18 points and nine rebounds, while graduate Trendon Hankerson and freshman Nate Johnson each tallied nine points.

A smothering defense and explosive offense set the tone from the opening tap, as Castaneda recorded 10 of the first 12 points for Akron (16-6, 8-1). The Zips built a 20-point advantage by the 5:49 mark en route to a 42-25 halftime lead. Akron posted a 56.7 shooting percent from the field (17-of-30), including a 71.4 effort from deep (5-of-7) and 75.0 percent from the free throw line. Castaneda finished the initial 20-minutes 6-of-6 and 3-of-3 from downtown. Defensively, Akron caused 11 UB turnovers with six steals and four blocked shots, resulting in 19 points.

The Zips carried the momentum into the second frame, shooting over 50 percent from the floor and 60 percent from distance. Akron led by as many as 24 points with 14:09 left to play. Buffalo (10-12, 4-5) cut the deficit to 12 and 13 points on three occasions, but two point points from Hankerson stalled their run, Nate Johnson halted the second comeback effort with a corner three and Hankerson hit a long-range jumper from the opposite corner to stop the final attempt at a comeback.



## AKRON'S RECORD WHEN...

<b>At home</b>	<b>12-1</b>
<b>On the road</b>	<b>5-4</b>
<b>Neutral</b>	<b>1-3</b>
Playing on National TV	2-2
In overtime	1-0
<b>In games decided by 1-2 points</b>	<b>1-0</b>
<b>In games decided by 3-5</b>	<b>3-1</b>
<b>In games decided by 6-10 points</b>	<b>3-3</b>
<b>In games decided by 11-20 points</b>	<b>6-3</b>
<b>In games decided by 21 or more</b>	<b>4-0</b>
Scoring First	13-1
Leading at half	11-2
Tied at half	3-0
Trailing at half	2-6
<b>Leading with 10:00 remaining</b>	<b>12-2</b>
<b>Trailing with 10:00 remaining</b>	<b>6-6</b>
<b>Tied with 10:00 remaining</b>	<b>0-0</b>
Leading with 5:00 remaining	14-2
Trailing with 5:00 remaining	3-6
Tied with 5:00 remaining	1-0
<b>UA shoots 50% or better</b>	<b>9-1</b>
<b>UA shoots less than 50%</b>	<b>8-7</b>
UA shoots better than opponent	14-2
UA shoots worse than opponent	4-6
UA shoots the same FG% as opponent	0-0
<b>Opponent shoots 50% or better</b>	<b>4-3</b>
UA out-rebounds opponent	12-4
Opponent out-rebounds UA	5-4
Rebounds are tied	1-0
<b>UA shoots 70% or better at FT line</b>	<b>12-4</b>
UA has more FT attempts	12-2
Opponent has more FT attempts	4-6
FT attempts are tied	1-0
<b>UA shoots 40% or better from 3-point</b>	<b>7-5</b>
<b>UA shoots under 40% from 3-point</b>	<b>11-3</b>
UA has more turnovers than opponent	4-6
UA has less turnovers than opponent	12-2
Turnovers are tied	2-0
<b>UA scores 90-plus points</b>	<b>1-0</b>
<b>UA scores 80-89 points</b>	<b>7-1</b>
<b>UA scores 70-79 points</b>	<b>4-1</b>
<b>UA scores 60-69 points</b>	<b>4-1</b>
<b>UA scores 50-59 points</b>	<b>0-5</b>
<b>UA scores 49 or less points</b>	<b>0-0</b>
Opponent scores 90-plus points	0-1
Opponent scores 80-89 points	2-1
Opponent scores 70-79 points	3-4
Opponent scores 60-69 points	3-2
Opponent scores 50-59 point	8-0
Opponent scores 49 or less points	1-0

## AKRON STREAKS...

Current Streak	Won 1
Home Court Streak	Lost 1
Road Streak	Won 1
Neutral Court Streak	Lost 2
Last 5 Games	3-2
Last 10 Games	8-2

## AKRON BY MONTH...

November	3-4
December	5-1
January	9-1
February	2-2
March	0-0

## AKRON BY DAY OF THE WEEK...

Sunday	2-0
Monday	3-0
Tuesday	6-2
Wednesday	1-1
Thursday	0-1
Friday	4-3
Saturday	2-1

The Zips finished the game shooting 55.4 percent from the floor (31-of-56), 66.7 from beyond the arc (12-of-18) and 70.0 percent from the charity stripe (7-of-10). Akron caused 18 turnovers for the game with 10 steals and six blocked shots. The Bulls won the battle of the boards 36-27.

Curtis Jones paced the Bulls with 19 points, while Isaiah Adams and Yazid Powell contributed 13 and 10 in the loss.

## LAST TIME OUT

Junior forward Enrique Freeman (Cleveland, Ohio) registered his 14th double-double of the season as Akron defeated Eastern Michigan 78-51 at The George Gervin GameAbove Center on Tuesday night.

Freeman led all scorers with 22 points while grabbing a game-high 15 rebounds, while four Zips registered double-digit points. Senior Xavier Castaneda (Chicago, Ill.) followed with 16 points, four assists and four rebounds, while freshman guard Nate Johnson (Liberty TWP., Ohio) posted a career-high 13 points to go along with a career-best seven boards. Graduate Trendon Hankerson (Novi, Mich.) rounded out the double-figure scoring with 11 points and added five rebounds as Akron won the battle of the boards 45-27.

The Zips controlled the scoreboard early thanks to an 8-0 run that included a pair of long distance jumpers from Castaneda and Hankerson while junior Sammy Hunter capped the run with an offensive rebound and put back for two of his nine total points. Freeman added six consecutive points as Akron claimed a 29-20 halftime advantage.

For the second time in as many games, the stingy Akron defense made it tough for the second-leading scorer in the Mid-American Conference as Emoni Bates (20.5 ppg) went just 1-of-7 from the floor. He was limited to six first-half points, with four coming from the charity stripe as Eastern Michigan (6-20, 3-10 MAC) went without a 3-point bucket and missed the mark eight times.

In the second half, Akron (18-8, 10-3 MAC) used a 17-4 run that lasted 4:18 and held the home team scoreless for nearly three minutes to stretch the lead to 21 points by the five-minute mark, 69-48. Akron scored 11 points off turnovers and a dozen second chance points in the second frame while limiting the Eagles to just 1-of-7 from deep and 11-of-25 from the field.

Akron held EMU to shooting under 40.0 percent from the field (19-of-50, .380) and under 10 percent from deep (1-of-15, .067). Bates led Eastern Michigan with 13 points on 3-of-13 shooting from the floor and 1-of-9 from downtown, while Noah Farrakhan registered 11 on 5-of-10 shooting.

## CASTANEDA NAMED MAC PLAYER OF THE WEEK

Senior guard Xavier Castaneda was named Mid-American Conference Player of the Week after leading Akron to a pair of wins and sole possession of first place in the regular season MAC standings as the Zips defeated Buffalo on the road (81-64) and rival Kent State at home (67-55), the league announced Monday.

Akron is riding an eight-game winning streak and 12-0 at The JAR as Castaneda averaged 28 points per game on 61.5 percent shooting from the floor (16-of-26), including an impressive 70.6 percent from beyond the 3-point arc (12-of-17) and 80.0 percent from the charity stripe (12-of-15). He added six rebounds, one assist, one steal and one blocked shot. Castaneda scored 56 total points for the week.

He opened the week with 32-points, his third 32-point effort in four games. Castaneda buried 10-of-12 shots from the field, including a 7-of-8 performance from downtown and 5-of-6 from the free throw line. He grabbed three boards with an assist and a block.

In the Wagon Wheel showdown, the Chicago native, registered 24 points to pace the Zips over their rival Kent State. He shot 6-of-14 from the floor and 5-of-9 from long distance. He sank 7-of-9 bonus buckets with three rebounds and a steal.

## FREEMAN NAMED MAC PLAYER OF THE WEEK X2

Junior forward Enrique Freeman was named Mid-American Conference Player of the Week on Jan. 9 and 30. Freeman earned his second award after leading Akron to a pair of home wins over Miami (73-68) and Ohio (83-77) at home. Freeman averaged a double-double with 22.5 points and 11.5 rebounds while shooting 76.0 percent from the floor (19-of-25). He added four assists and a blocked shot while grabbing 16 defensive rebounds and seven offensive boards. Freeman had an incredible performance to lift the Zips over the Bobcats, recording 10th double-double of the season with a career-high 32 points and 15 rebounds. He shot 77.8 percent from the floor (14-of-18) and dished out two assists while grabbing 11 defensive rebounds. Against Miami, Freeman scored 13 points on 5-of-7 shooting from the field and grabbed eight rebounds with two assists.

In the opening week of MAC play, Freeman led the Zips to a 1-1 overall mark by averaging a double-double with 25 points and 14.5 rebounds. Freeman posted his seventh and eighth double-double of the season. He shot 61.3 percent from the field (19-of-31) and 75.0 percent from the free throw line (12-of-16) while adding five steals, three assist and two blocked shots. In the MAC opener, Freeman registered a (then) career-high 27 points and matched a season-best 15 rebounds en route to a 76-51 win over Northern Illinois at the JAR. He shot 55.6 percent from the field (10-of-18) and added a 70.0 percent showing from the charity stripe (7-of-10) and also swiped team-best three steals with two assists. In the second MAC game of the week, a 70-63 setback at Ball State, Freeman led all scorers with 23 points and grabbed a game-high 14 rebounds. He shot 69.2 percent from the field (9-of-13) with an 83.3 performance from the free throw line (5-of-6), while adding two blocks, two steals and one assist.

## RETURN TO THE CAYMAN ISLANDS CLASSIC

The Akron men's basketball team placed fourth overall at the 2022 Cayman Islands Classic as the Zips fell 62-



## 1,000 CAREER POINT CLUB

Rk.	Pts.	(Games)
1.	2,583*	Joe Jakubick, 1980-84 (108)
2.	2,028	Len Paul, 1969-73 (107)
3.	1,810	Eric McLaughlin, 1985-89 (115)
4.	1,657	John Britton, 1975-79 (91)
5.	1,630	Bill Turner, 1962-67 (106)
6.	1,587	Loren Cristian Jackson, 2018-21 (87)
7.	1,577	Jimmal Ball, 1997-2000 (107)
8.	1,491	Romeo Travis, 2004-07 (122)
9.	1,445	Don Williams, 1963-67 (107)
10.	1,442	Alex Adams, 1959-61 (85)
11.	1,437	Bob Smith, 1964-68 (102)
12.	1,425	Mike Harkins, 1951-56 (65)
13.	1,415	Mark Alberts, 1988-93 (106)
14.	1,413	Shawn Roberts, 1985-89 (117)
15.	1,377	Darryl Peterson, 2002-06 (122)
16.	1,374	Isaiah Johnson, 2013-2017 (136)
17.	1,319	Jim Fenton, 1951-54 (66)
18.	1,283	Jami Bosley, 1998-2000 (75)
19.	1,265	Zeke Marshall, 2010-13 (138)
20.	1,259	Jimond Ivey, 2015-2019 (133)
21.	1,258	Fritz Nagy, 1943-47 (63)
22.	1,229	Fred Golding, 1955-59 (97)
23.	1,217	Bob Whaley, 1956-60 (99)
24.	1,215	George Phillips, 1996-2000 (109)
25.	1,210	Jerry Sloan, 1964-68 (100)
26.	1,193	Climon Lee, 1957-61 (95)
27.	1,190	Derrick Tarver, 2003-04 (55)
28.	1,185	Anthony Buford, 1987-90 (80)
29.	1,158	Nikola Cvetinovic, 2009-12 (141)
30.	1,152	Ray Pryear, 1955-59 (91)
31.	1,151	Jeremiah Wood, 2004-08 (101)
32.	1,147	Daniel Utomi, 2015-2019 (97)
33.	1,143	Ryan Andrick, 1996-2000 (102)
34.	1,142	Brett McKnight, 2007-11 (125)
35.	1,136	Andy Hipsher, 2000-04 (120)
36.	1,120	Cedrick Middleton, 2005-08 (130)
37.	1,108	Marcel Boyce, 1985-87 (59)
38.	1,091	Demetrius Treadwell, 2012-2014 (96)
39.	1,087	Nick Dials, 2006-08 (101)
40.	1,086	Larry Jenkins, 1970-74 (75)
41.	1,055	Bobby Walker, 1946-50 (75)
42.	1,046	Dru Joyce, 2004-07 (123)
43.	1,041	Hank Vaughn, 1946-50 (75)
	<b>1,041</b>	<b>Enrique Freeman, 2019-Pres (90)</b>
45.	1,023	Nate Linhart, 2006-09 (134)
46.	1,019	Antino Jackson, 2014-2017 (106)
47.	1,013	Sam Serves, 1942-47 (94)

## GROCE DEBUTS WITH A WIN

Zips' head coach John Groce has spent over two decades on the sidelines of a basketball court as a coach and enters his 15th season as the lead man, and sixth at Akron. On April 6, 2017, Groce was named the 22nd head coach in Akron Basketball history.

On Nov. 11, 2017, Groce and the Zips accomplished something that has only been done 10 times in Akron's history, debuting a coaching career with a win. Akron defeated Cleveland State 67-57 in Groce's Akron coaching debut to become the first coach since the 1984-85 season to win their initial game.

In fact, the last coach to start his Akron career with a win was Bob Huggins during the 1984-85 season against Western Illinois, 64-57. Prior to Huggins, six coaches were unsuccessful in accomplishing that feat since Thomas Dowler did so in 1939-40 against Franklin, 34-25.

58 to Nevada at John Gray Gymnasium. The Zips finished the tournament 1-2, defeating Western Kentucky (72-53) to advance to the semifinals before falling to LSU (73-58). Xavier Castaneda earned All-Tournament team honors. In three games, Jackson averaged 18.3 points, 4.3 rebounds and 2.7 assists. Castaneda posted a 28-point performance against LSU.

In 2018, Akron went 1-2 in its inaugural Cayman Islands Classic appearance at John Gray Gymnasium. The Zips opened against No. 16 ranked Clemson, falling 72-69. Akron and Illinois State battled in the second game as the Redbirds posted a 73-68 win. The Zips played St. Bonaventure in their final game and rallied to a 61-49 win. Loren Cristian Jackson earned All-Tournament team honors. In three games, Jackson averaged 16.3 points, 4.3 Assists and 2.3 rebounds. Jackson opened the tournament with a 25-point performance against No. 16 ranked Clemson.

## CAYMAN ISLANDS CLASSIC RECAP

Akron advanced to the semifinal round of the 2022 Cayman Islands Classic after defeating Western Kentucky 72-53. Enrique Freeman registered his third double-double of the season as he led the Zips with 18 points and 11 rebounds. Greg Tribble matched Freeman's team-high 11 rebounds as the Zips owned the glass, posting a lopsided 43-16 rebounding advantage. Xavier Castaneda followed with 16 points, while three players recorded nine points - Tribble, Trenderon Hankerson and Nate Johnson. Johnson shot perfect from downtown, draining all three of his 3-point attempts, while Hankerson (2 of 4) and Tribble (1 of 2) shot 50-percent from beyond the arc.

Akron held a two-point lead at halftime, but couldn't overcome an 8-2 run to open the second half as LSU defeated the Zips 73-58 in the semifinal round of the 2022 Cayman Island Classic. Xavier Castaneda led Akron in scoring with a game-high 28 points while adding six rebounds and four assists. Sammy Hunter followed with 13 points and Enrique Freeman grabbed a game-high 10 rebounds. Akron won the battle of the glass, outrebounding LSU 36-31.

Akron placed fourth overall at the 2022 Cayman Islands Classic as the Zips fell 62-58 to Nevada. Freshman Tavari Johnson (Chicago, Ill.) led the Zips offense with a career-high 21 points on 9-of-10 shooting from the field, including a perfect 3-of-3 from beyond the 3-point arc. Xavier Castaneda followed in scoring for Akron with 11 points, while Enrique Freeman added nine points and a team-best nine rebounds. Trenderon Hankerson pulled down a second-best seven rebounds as the Zips and Wolf Pack were deadlocked at 33 rebounds apiece.

## FREEMAN 2022-23 LOU HENSON NATIONAL PLAYER OF THE YEAR WATCH LIST

Junior Enrique Freeman (Cleveland, Ohio) has been named to the 2022-23 Lou Henson National Player of the Year Watch List, CollegInsider.com announced on Wednesday (Nov. 23). Freeman is one of 50 players on the watch list and one of four from the Mid-American Conference to be considered for the 2022-23 mid-major national player of the year award. Freeman is joined by Emoni Bates (Eastern Michigan), Sincere Carry (Kent State) and RayJ Dennis (Toledo).

## AKRON BASKETBALL AT A GLANCE

The Zips return nine players from last season's championship squad and adds six newcomers headlined by transfers graduate Trenderon Hankerson (Novi, Mich.) and junior Sammy Hunter (Nassau, Bahamas). Also joining the Blue and Gold for 2022-23 are freshmen Tavari Johnson (Chicago, Ill.), Amani Lyles (Columbus, Ohio), Prince Mosengo (Congo, Africa) and Ryan Prather, Jr. (Clarksburg, Md.).

- Akron is 40-16 over the last three years in MAC play, best winning percentage (.714) in the conference
- 2022 Mid-American Conference Tournament Champions
- Posted a 24-10 record, including 14-6 mark in league play
- The 2019-20 MAC regular season champions finished with school-record 24 regular season wins (postseason cancelled due to COVID-19)
- Akron entered the 2022 NCAA Tournament with an eight-game winning streak

## ZIPS IN THE MAC TOURNAMENT

Akron is 35-20 all-time in the MAC Tournament, 27-9 in its last 36 tournament games. The Zips have won at least one game in the MAC Tournament every year since the 2004-05 season and set an unprecedented 15-of-17 semifinal appearances. The Zips' runs of the consecutive title game (7) and semifinal appearances (13) are the longest streaks in MAC history. The Zips are 29-14 at Rocket Mortgage FieldHouse. Akron is 7-6 in opening round games, 1-0 second round, 12-4 in the quarterfinals, 10-4 semifinals, and 5-6 in title games.

## AKRON'S RUN TO THE DANCE

Akron to the 2022 MAC Tournament Championship and fifth appearance all-time in the NCAA Tournament. The Zips finished the season 24-10 overall record with a 14-6 league mark, finishing tied for third in regular-season MAC play. As the fourth seed, the Zips defeated fifth-seeded Buffalo (70-68) and top-seeded Toledo (70-62) before posting a 20-point win over second-seeded Kent State (75-55) in the MAC title game. The Zips closed out regular season play on a five-game winning streak and added three consecutive wins to secure the 2022 MAC title. After winning eight consecutive contests, Akron entered the NCAA Tournament as a No. 13 seed and played against the No. 4 seed UCLA Bruins in the First Round of the East Region at the Moda Center in Portland, Oregon on March 17, 2022. The Zips fell 57-53.



### MAC STANDINGS

TEAM	MAC	OVERALL	STREAK
Kent State	12-2	22-5	W4
Toledo	11-2	20-6	W10
Ball State	10-3	19-7	W6
<b>Akron</b>	<b>10-3</b>	<b>18-8</b>	<b>W1</b>
Ohio	7-6	15-11	W4
Northern Illinois	7-6	11-15	L1
Buffalo	6-7	12-14	L2
Central Michigan	5-8	10-16	W2
Bowling Green	4-9	10-16	L6
Eastern Michigan	3-11	6-21	L5
Miami	2-11	8-18	L2
Western Michigan	2-11	6-20	L9

### MAC TEAM STATISTICS

	Rank	Stat/G
Scoring Offense	9th	72.4
Scoring Defense	2nd	64.6
Scoring Margin	2nd	+7.8
Free Throw %	6th	.722
Field Goal %	11th	.434
Opp. FG%	2nd	.423
3-point %	4th	.354
Opp. 3-point FG %	5th	.343
3-pointers Made	1st	9.0
Total Rebounds	7th	35.9
Opp Rebounds	3rd	32.8
Offensive Rebounds	8th	10.4
Defensive Rebounds	4th	25.4
Rebound Margin	4th	3.1
Turnover Margin	3rd	1.48
Assist/Turnover Ratio	2nd	1.16
Assists	5th	13.16
Blocked Shots	8th	2.76
Steals	7th	6.32

### MAC INDIVIDUAL STATISTICS

	Player	Rank	Stat/G
Scoring	Castaneda	1st	21.7
	Freeman	13th	15.3
Rebounding	Freeman	1st	11.0
Field Goal %	Freeman	4th	.594
	Castaneda	25th	.427
Free Throw %	Castaneda	5th	.833
3-Point %	Castaneda	9th	.410
	Hankerson	17th	.386
3-Pointers Made	Castaneda	1st	3.6/82
	Hankerson	8th	2.4/59
Assists	Castaneda	18th	2.7/61
	Tribble	22nd	2.4/60
Assist/TO Ratio	-	-	-
Blocks	Freeman	4th	1.2/30
	Hankerson	25th	0.6/14
Steals	Castaneda	21st	1.1/26
Minutes	Castaneda	9th	33.7
	Hankerson	12th	32.9
	Freeman	20th	30.7

### USA TODAY COACHES POLL

RK	SCHOOL	REC	PTS	PR
1	ALABAMA	22-3	782	3
2	HOUSTON	23-2	775	2
3	PURDUE	23-3	728	1
4	UCLA	21-4	679	7
5	TEXAS	20-5	642	6
6	VIRGINIA	19-4	634	9
7	KANSAS	20-5	624	8
8	ARIZONA	22-4	554	4
9	BAYLOR	19-6	549	12
10	MARQUETTE	20-6	455	10
11	TENNESSEE	19-6	438	5
12	GONZAGA	21-5	368	16
13	MIAMI-FLORIDA	20-5	360	20
14	KANSAS STATE	19-6	354	11
15	INDIANA	18-7	346	18
16	XAVIER	19-6	328	15
17	SAINT MARY'S	22-5	305	14
18	IOWA STATE	16-8	238	13
19	CREIGHTON	17-8	226	NR
20	SAN DIEGO ST.	20-5	158	23
21	PROVIDENCE	18-7	151	17
22	NC STATE	20-6	128	22
23	CONNECTICUT	19-7	119	21
24	TEXAS CHRISTIAN	17-8	78	19
25	TEXAS A&M	18-7	65	NR

### ASSOCIATED PRESS (AP) POLL

RK	SCHOOL	REC	PTS	PR
1	ALABAMA (38)	22-3	1,523	3
2	HOUSTON (22)	23-2	1,503	2
3	PURDUE (2)	23-3	1,408	1
4	UCLA	21-4	1,302	7
5	KANSAS	20-5	1,283	9
6	TEXAS	20-5	1,214	5
7	VIRGINIA	19-4	1,212	8
8	ARIZONA	22-4	1,139	4
9	BAYLOR	19-6	1,072	14
10	TENNESSEE	19-6	896	6
11	MARQUETTE	20-6	815	10
12	KANSAS STATE	19-6	790	12
13	GONZAGA	21-5	761	16
14	INDIANA	18-7	717	18
15	MIAMI (FL)	20-5	693	19
16	XAVIER	19-6	642	13
17	SAINT MARY'S (CA)	22-5	567	15
18	CREIGHTON	17-8	517	23
19	IOWA STATE	16-8	396	11
20	UCONN	19-7	358	21
21	SAN DIEGO STATE	20-5	271	25
22	TCU	17-8	204	17
23	NC STATE	20-6	140	22
24	PROVIDENCE	18-7	136	20
25	FLORIDA ALANTIC	24-2	117	NR

### MID-MAJOR TOP 25 (FEB. 13)

RK	SCHOOL	REC	PTS	PR
1	SAINT MARY'S (24)	22-5	766	1
2	GONZAGA (7)	21-5	751	2
3	ORAL ROBERTS	23-4	683	4
4	CHARLESTON	24-3	659	5
5	SOUTHERN MISS	23-4	638	6
6	DRAKE	21-6	599	7
7	KENT STATE	20-5	568	8
8	LOUISIANA	20-6	508	3
9	UC SANTA BARBARA	20-4	456	9
10	FURMAN	21-6	443	10
11	LIBERTY	21-6	438	11
12	MARSHALL	21-6	409	12
13	HOFSTRA	19-8	379	15
14	TOLEDO	19-6	352	16
15	UTAH VALLEY	20-6	340	17
16	SOUTHERN ILLINOIS	19-8	246	13
17	EASTERN WASHINGTON	19-7	208	23
18	SAM HOUSTON	18-6	201	22
19	UNCW	20-7	192	14
20	SANTA CLARA	19-8	185	20
21	BRADLEY	19-8	136	NR
22	SOUTHERN UTAH	17-9	128	19
23	IONA	18-7	93	24
24	LOYOLA MARYMOUNT	17-10	83	NR
25	KENNESAW STATE	20-7	76	NR

### NCAA MEN'S BASKETBALL NET RANKINGS

RK	SCHOOL	REC	PR
1	HOUSTON	23-2	1
2	ALABAMA	22-3	2
3	TENNESSEE	19-6	3
4	PURDUE	23-3	4
5	UCLA	21-4	5
6	SAINT MARY'S (CA)	21-5	6
7	TEXAS	20-5	7
8	KANSAS	20-5	8
9	UCONN	19-7	9
10	ARIZONA	22-4	10
11	BAYLOR	19-6	11
12	GONZAGA	20-5	12
13	CREIGHTON	17-8	13
14	VIRGINIA	19-4	14
15	MARQUETTE	20-6	15
16	IOWA ST.	16-8	16
17	INDIANA	18-7	17
18	KANSAS ST.	19-6	18
19	SAN DIEGO ST.	19-5	19
20	FLA. ATLANTIC	22-2	20
21	RUTGERS	16-9	21
22	ILLINOIS	17-7	22
23	ARKANSAS	17-8	23
24	TCU	17-8	24
25	WEST VIRGINIA	15-10	25
<b>100</b>	<b>AKRON</b>	<b>18-8</b>	<b>101</b>
<b>184</b>	<b>BUFFALO</b>	<b>10-14</b>	<b>186</b>



## Ken Pomeroy NCAA Rankings

### Scouting Report ?

Data through games of Friday, February 17

Conference only

Category	Offense	Defense	D-I Avg
Adj. Efficiency	107.8 121	101.3 98	104.8
Adj. Tempo	64.7 316		67.6
Avg. Poss. Length	18.3 263	17.7 210	17.6
Four Factors			
Effective FG%	50.6 181	48.8 102	50.4
Turnover %	16.9 74	18.6 154	18.5
Off. Reb. %	31.0 101	26.2 85	28.6
FTA/FGA	32.8 126	27.7 85	31.5
Miscellaneous Components			
3P%	34.6 156	34.5 216	34.0
2P%	49.5 215	47.3 71	50.1
FT%	74.1 98	73.5 281	71.4
Block%	10.0 274	7.4 259	8.9
Steal%	8.4 80	8.9 201	9.3
Non-Stl TO%	8.5 124	9.8 112	9.1
Style Components			
3PA/FGA	43.7 37	33.9 67	37.4
A/FGM	51.3 166	49.3 137	51.2
Point Distribution (% of total points)			
3-Pointers	36.2 43	29.7 215	30.9
2-Pointers	44.4 334	53.0 103	50.8
Free Throws	19.4 115	17.3 230	18.2
Strength of Schedule			
Components	104.7 161	106.9 267	104.8
Overall	-2.20 213		0.00
Non-conference	+0.08 164		0.00
Personnel			
Bench Minutes	26.1% 294		30.9%
D-1 Experience	2.74 yrs 36		1.91
Minutes Continuity	47.1% 146		41.5%
Average Height	75.0" 362		77.1"
2-Foul Participation	34.4% 62		22.0%

## Ken Pomeroy MAC Rankings

### Scouting Report ?

Data through games of Friday, February 17

Conference only

Category	Offense	Defense	D-I Avg
Efficiency	114.4 2	99.0 2	104.8
Tempo	66.3 12		67.6
Avg. Poss. Length	17.9 10	18.1 12	17.6
Four Factors			
Effective FG%	53.3 6	48.3 1	50.4
Turnover %	15.9 2	18.9 3	18.5
Off. Reb. %	31.2 6	26.7 2	28.6
FTA/FGA	33.9 7	34.4 6	31.5
Miscellaneous Components			
3P%	36.5 6	31.6 2	34.0
2P%	52.2 6	48.3 1	50.1
FT%	77.0 2	75.0 12	71.4
Block%	9.2 11	8.9 3	8.9
Steal%	7.3 2	8.2 8	9.3
Non-Stl TO%	8.6 4	10.7 1	9.1
Style Components			
3PA/FGA	44.3 1	35.9 4	37.4
A/FGM	50.6 4	46.5 5	51.2
Point Distribution (% of total points)			
3-Pointers	36.5 1	27.8 11	30.9
2-Pointers	43.8 12	51.1 5	50.8
Free Throws	19.7 6	21.1 3	18.2
Strength of Schedule			
Components	104.7 161	106.9 267	104.8
Overall	-2.20 213		0.00
Non-conference	+0.08 164		0.00
Personnel			
Bench Minutes	26.1% 294		30.9%
D-1 Experience	2.74 yrs 36		1.91
Minutes Continuity	47.1% 146		41.5%
Average Height	75.0" 362		77.1"
2-Foul Participation	34.4% 62		22.0%

### WHAT IS A ZIP?

- One of the unique nicknames in collegiate athletics belongs to The University of Akron.
- Originally Zippers, athletic director Kenneth "Red" Cochrane officially shortened the nickname to the Zips in 1950. Twenty-five years earlier a campus-wide contest had been conducted to choose a nickname for the University's athletics teams.
- Suggestions submitted by students, faculty, and alumni included GoldenBlue Devils, Tip Toppers, Rubbernecks, Hillbillies, Kangaroos, and Cheveliers.
- The winner, freshman Margaret Hamlin, received a prize of \$10 for Zippers, a \$6 pair of rubber overshoes and a brand name of the BF Goodrich Company.
- The evolution of Zippy, UA's mascot, began 40 years ago when the student council decided the University needed a mascot.
- "Zippy" the kangaroo was officially declared the school's mascot on May 1, 1953. The first known printed reference to the mascot as "Zippy" was a 1965 Zip football press brochure. The Buchtelite's first use of the name "Zippy" came Sept. 24, 1965, in an identification of a photo of the cheerleaders listing "Mascot - 'Zippy' - Charles Huettner."
- In 2007, Zippy was named the Capital One National Mascot of the Year.

### REGULAR SEASON TOURNAMENTS

Akron is 68-46 all-time and 47-39 in the Division I era (since 1980) in regular season tournaments and 8-11 over the last six years under Groce. Akron posted a 1-2 record at the 2022 Cayman Islands Classic, defeating Western Kentucky and advancing to the semifinals before falling to LSU and finishing fourth overall after falling to Nevada. The Zips registered a 1-2 record in the 2021 Gulf Coast Showcase, 3-1 record in the Global Sports Shootout and 1-1 mark in the DC Holiday Hoops Fest. In 2018-19, the Zips went 2-2 at the Cayman Island Classic, and in Groce's first season, Akron posted an 0-3 mark at the 2018 Diamond Head Classic. Akron has posted multiple wins in 13 of the last 16 in-season tournaments, including three championships. The Zips won two tournaments in 2016-17, the Savannah Invitational (4-0) and Don Haskins Sun Bowl Invitational (2-0). In 2015-16, Akron went 2-0 at the Las Vegas Holiday Hoops Classic to claim the title. In 2014-15, Akron posted a 2-1 record in the Gildan Charleston Classic following the previous tournament runs at the Puerto Rico Tip-Off (2012, 2-1), 2K Sports Classic (2011, 2-2), the Las Vegas Holiday Hoops Classic (2010, 3-1), the Glenn Wilkes Classic (2009, 2-2), the Legends Classic (2008, 2-2), the Top of the World Classic (2007, 2-1) and the San Juan Shootout (2005, 2-1).

### BEST START TO A SEASON


The 2015-16 Akron Zips started the season with a 3-0 winning streak. The three consecutive wins to open the season marks the best start in the Division I era of Akron men's basketball history. In addition, the 13-2 start was the best opening to a season in Akron basketball's Division I era, while the Zips win over the Arkansas Razorbacks marked the fifth consecutive season the Zips posted a win over a Power Five Conference opponent.

### STARTING THE SEASON OFF RIGHT

The Zips are 75-47 (.610) all-time in season openers with a 61-12 (.829) home record and 14-35 (.285) on the road. Since the 2004-05, UA is 13-6 (.667) when opening the season, standing 10-1 (.875) at home, 3-5 (.429) on the road and 4-1 (.800) under head coach John Groce.


Akron owns a 100-21 (.822) home-opening record and 36-4 (.897) at Rhodes Arena. The Zips have been winners in the last 20-of-21 home opening games. Akron is 19-8 in MAC openers, 11-1 at home since joining the league in 1992. Over the last 16 seasons, the Zips are 13-3 in MAC openers and 7-1 at home. Akron has won the last 8-of-9 MAC openers.

Akron is 22-8 in MAC openers since joining the league in 1992. Over the last 16 seasons, the Zips are 13-3 in MAC openers. Akron has won the last 13-of-14 MAC openers, including a 4-1 mark under head coach John Groce. The Zips fell in Groce's initial MAC opener, but have won four straight leading into the 2022-23 opener.



0

**AMANI LYLES**  
Freshman • F  
Columbus, Ohio



1

**GARVIN CLARKE**  
Sophomore • G  
Nassau, Bahamas




2

**GREG TRIBBLE**  
Junior • G  
Cincinnati, Ohio



3

**KOBE MITCHELL**  
Freshman • G  
Cadiz, Ohio



4

**TRENDON HANKERSON**  
Graduate • G  
Novi, Mich.



5

**TAVARI JOHNSON**  
Freshman • G  
LaGrange Park, Ill.



10

**RYAN PRATHER JR.**  
Freshman • G  
Clarksburg, Md.



11

**SAMMY HUNTER**  
Junior • C  
Senegal, Africa




12

**PAT MAYFIELD**  
Freshman • G  
Elgin, Ill.



13

**XAVIER CASTANEDA**  
Senior • G  
Chicago, Ill.



20

**EVAN WILSON**  
Sophomore • G  
Noblesville, Ind.



22

**MIKAL DAWSON**  
Junior • G  
Huntington, W.Va.



23

**PRINCE MOSENGO**  
Freshman • F  
DR Congo, Africa



25

**ENRIQUE FREEMAN**  
Junior • F  
Cleveland, Ohio



34

**NATE JOHNSON**  
Freshman • G  
Liberty Township, Ohio



**JOHN GROCE**  
Head Coach



**DUSTIN FORD**  
Associate Head Coach



**ROB FULFORD**  
Assistant Coach



**ROBBY PRIDDEN**  
Assistant Coach



**JON EKEY**  
Director of Basketball Operations





## NUMERICAL ROSTER

No.	Name	Pos.	Ht.	Wt.	Yr.	Hometown (High School   Previous School)
0	Amani Lyles	F	6-7	226	Fr.	Columbus, Ohio   Beechcroft
1	Garvin Clarke	G	6-0	184	So.	Nassau, Bahamas   Euclid   Cleveland Heights
2	Greg Tribble	G	6-1	195	Jr.	Cincinnati, Ohio   Winton Woods   Huntington Prep
3	Kobe Mitchell	G	6-2	190	Fr.	Cadiz, OH   Harrison Central
4	Trendon Hankerson	G	6-2	185	Gr.	Novi, Mich   Novi   Northern Illinois
5	Tavari Johnson	G	5-11	155	Fr.	LaGrange Park, Ill.   Lyons
10	Ryan Prather Jr.	G	6-5	205	Fr.	Clarksburg, Md.   Clarksburg
11	Sammy Hunter	F	6-9	225	Jr.	Nassau, Bahamas   British Columbia Christian Prep   Ole Miss
12	Pat Mayfield	G	6-5	185	Fr.	Elgin, Ill.   Burlington Central
13	Xavier Castaneda	G	6-1	188	Sr.	Chicago, Ill.   Whitney Young   South Florida
20	Evan Wilson	G	6-2	200	So.	Noblesville, Ind.   Noblesville
22	Mikal Dawson	W	6-5	222	Jr.	Huntington, W.Va.   Huntington Prep
23	Prince Mosengo	F	6-8	205	Fr.	DR Congo, Africa   Victory Rock Prep   Keystone Academy
25	Enrique Freeman	F	6-7	206	Jr.	Cleveland, Ohio   St. Martin De Porres High School
34	Nate Johnson	G	6-3	204	Fr.	Liberty Township, Ohio   Lakota East

G - Guard, W - Wing, F - Frontcourt

## ALPHABETICAL ROSTER

No.	Name	Pos.	Ht.	Wt.	Yr.	Hometown (High School   Previous School)
13	Xavier Castaneda	G	6-1	188	Sr.	Chicago, Ill.   Whitney Young   South Florida
1	Garvin Clarke	G	6-0	184	So.	Nassau, Bahamas   Euclid   Cleveland Heights
22	Mikal Dawson	W	6-5	222	Jr.	Huntington, W.Va.   Huntington Prep
25	Enrique Freeman	F	6-7	206	Jr.	Cleveland, Ohio   St. Martin De Porres High School
4	Trendon Hankerson	G	6-2	185	Gr.	Novi, Mich   Novi   Northern Illinois
11	Sammy Hunter	F	6-9	225	Jr.	Nassau, Bahamas   British Columbia Christian Prep   Ole Miss
5	Tavari Johnson	G	5-11	155	Fr.	LaGrange Park, Ill.   Lyons
34	Nate Johnson	G	6-3	204	Fr.	Liberty Township, Ohio   Lakota East
0	Amani Lyles	F	6-7	226	Fr.	Columbus, Ohio   Beechcroft
12	Pat Mayfield	G	6-5	185	Fr.	Elgin, Ill.   Burlington Central
3	Kobe Mitchell	G	6-2	190	Fr.	Cadiz, OH   Harrison Central
23	Prince Mosengo	F	6-8	205	Fr.	DR Congo, Africa   Victory Rock Prep   Keystone Academy
10	Ryan Prather Jr.	G	6-5	205	Fr.	Clarksburg, Md.   Clarksburg
2	Greg Tribble	G	6-1	195	Jr.	Cincinnati, Ohio   Winton Woods   Huntington Prep
20	Evan Wilson	G	6-2	200	So.	Noblesville, Ind.   Noblesville

G - Guard, W - Wing, F - Frontcourt

Head Coach: **John Groce** (Taylor 1994) - 15th season - 6th season at Akron

Associate Head Coach: Dustin Ford (Ohio 2001), Assistant Coaches: Rob Fulford (Marshall 1997), Robby Pridgen (Roanoke 2003)

Director of Basketball Operations: Jon Ekey (Illinois State 2013), Assistant Operations: Blaine Calhoun (Cincinnati 2019)

Graduate Assistants: Devan Morrow (Ohio State 2020), Peter Farkas (SUNY Brockport 2022),

## PRONUNCIATION GUIDE

13	Xavier Castaneda ( <b>Cast-a-Nay-duh</b> )
22	Mikal ( <b>Michael</b> ) Dawson



# O · AMANI LYLES · FR · F · COLUMBUS, OHIO



## SEASON STATS

Opponent	Date	GS	MIN	Total		3-Pointers		Free throws		Rebounds				PF	A	TO	BLK	STL	PTS	AVG
				FG-FGA	PCT	3FG-3FGA	PCT	FT-FTA	PCT	OFF	DEF	TOT	AVG							
South Dakota St.	11/07/2022		03:54	0-1	.000	0-0	.000	0-0	.000	0	0	0	0.0	2	0	0	1	0	0	0.0
vs Mississippi St.	11/11/2022		04:10	0-0	.000	0-0	.000	0-0	.000	0	0	0	0.0	0	0	1	0	0	0	0.0
Morgan St.	11/15/2022		04:26	1-2	.500	0-0	.000	0-1	.000	3	0	3	1.0	0	0	0	0	0	2	0.7
vs Western Ky.	11/21/2022		02:08	0-0	.000	0-0	.000	0-0	.000	0	0	0	0.8	1	0	0	0	0	0	0.5
vs LSU	11/22/2022		02:34	1-2	.500	0-0	.000	0-0	.000	0	0	0	0.6	0	0	0	0	0	2	0.8
vs Nevada	11/23/2022		00:40	0-0	.000	0-0	.000	0-0	.000	0	0	0	0.5	0	0	0	0	0	0	0.7
at Marshall	11/30/2022		02:00	0-1	.000	0-0	.000	0-0	.000	0	1	1	0.6	1	0	0	0	1	0	0.6
Muskingum	12/04/2022		13:27	1-2	.500	0-0	.000	3-8	.375	6	3	9	1.6	1	1	1	1	0	5	1.1
Wright St.	12/14/2022		02:24	0-0	.000	0-0	.000	0-0	.000	1	0	1	1.6	2	0	1	0	0	0	1.0
Maine	12/19/2022		08:57	3-5	.600	0-0	.000	3-3	1.000	2	0	2	1.6	2	0	1	1	2	9	1.8
at Bradley	12/22/2022		09:54	1-2	.500	0-0	.000	0-0	.000	0	1	1	1.5	3	1	1	1	1	2	1.8
Concord	12/30/2022		06:36	0-0	.000	0-0	.000	0-0	.000	0	0	0	1.4	1	0	1	0	0	0	1.7
NIU	01/03/2023		07:39	1-1	1.000	0-0	.000	1-1	1.000	0	1	1	1.4	3	0	1	0	1	3	1.8
at Ball St.	01/06/2023		05:06	0-1	.000	0-0	.000	2-2	1.000	0	0	0	1.3	4	0	1	1	2	2	1.8
at Bowling Green	01/10/2023		01:21	0-1	.000	0-0	.000	0-0	.000	1	0	1	1.3	0	0	0	0	0	0	1.7
Eastern Mich.	01/13/2023		08:42	4-8	.500	0-1	.000	2-2	1.000	1	0	1	1.3	5	1	0	0	0	10	2.2
at Central Mich.	01/17/2023		09:47	3-4	.750	0-0	.000	1-1	1.000	1	2	3	1.4	2	0	0	1	0	7	2.5
at Western Mich.	01/21/2023		03:20	0-0	.000	0-0	.000	0-0	.000	0	0	0	1.3	0	0	0	0	0	0	2.3
Miami (OH)	01/24/2023		03:35	0-0	.000	0-0	.000	2-2	1.000	0	0	0	1.2	0	0	0	1	1	2	2.3
at Buffalo	01/31/2023		01:44	0-1	.000	0-0	.000	0-0	.000	0	0	0	1.2	1	0	0	0	0	0	2.2
Toledo	02/07/2023		04:43	1-2	.500	0-0	.000	0-0	.000	0	0	0	1.1	1	0	0	0	0	2	2.2
at Ohio	02/10/2023		02:38	0-0	.000	0-0	.000	0-0	.000	0	0	0	1.0	1	0	0	0	0	0	2.1
at Eastern Mich.	02/14/2023		03:01	0-0	.000	0-0	.000	0-1	.000	0	0	0	1.0	1	1	0	0	0	0	2.0
<b>Totals</b>		<b>0</b>	<b>112:46</b>	<b>16-33</b>	<b>.485</b>	<b>0-1</b>	<b>.000</b>	<b>14-21</b>	<b>.667</b>	<b>15</b>	<b>8</b>	<b>23</b>	<b>1.0</b>	<b>31</b>	<b>4</b>	<b>8</b>	<b>7</b>	<b>8</b>	<b>46</b>	<b>2.0</b>

### Player Averages

Games Played	Minutes/game	Points/game	FG Pct	3FG Pct	FT Pct	Rebounds/game	Assists/game	Turnovers/game	Assist/Turnover ratio	Steals/game	Blocks/game
23	4.9	2.0	48.5	0.0	66.7	1.0	0.2	0.3	0.5	0.3	0.3

## CAREER STATS

				Field Goals		3-Point		F-Throws		Rebounds				Scoring						
SEASON	TEAM	GP-GS	MIN/AVG	FG-FGA	FG%	3FG-3FGA	3FG%	FT-FTA	FT%	OFF	DEF	TOT	AVG	PF-FO	A	TO	BLK	STL	PTS	AVG
2022-23	UA	23-0	113/4.9	16-33	.485	0-1	.000	14-21	.667	15	8	23	1.0	31-1	4	8	7	8	46	2.0
<b>TOTAL</b>		<b>23-0</b>	<b>113/4.9</b>	<b>16-33</b>	<b>.485</b>	<b>0-1</b>	<b>.000</b>	<b>14-21</b>	<b>.667</b>	<b>15</b>	<b>8</b>	<b>23</b>	<b>1.0</b>	<b>31-1</b>	<b>4</b>	<b>8</b>	<b>7</b>	<b>8</b>	<b>46</b>	<b>2.0</b>

### Single Game Highs

Statistic	Value	
Points	10	vs Eastern Mich. 01/13/23
Rebounds	9	vs Muskingum 12/04/22
Assists	1	4 times
Steals	2	vs Maine 12/19/22, at Ball St. 01/06/23
Blocks	1	7 times
FG Made	4	vs Eastern Mich. 01/13/23
FG Attempts	8	vs Eastern Mich. 01/13/23
3FG Attempts	1	vs Eastern Mich. 01/13/23
FT Made	3	vs Muskingum 12/04/22, vs Maine 12/19/22
FT Attempts	8	vs Muskingum 12/04/22



# 1 • GARVIN CLARKE • SO • G • NASSAU, BAHAMAS



## SEASON STATS

Opponent	Date	GS	MIN	Total		3-Pointers		Free throws		Rebounds				PF	A	TO	BLK	STL	PTS	AVG
				FG-FGA	PCT	3FG-3FGA	PCT	FT-FTA	PCT	OFF	DEF	TOT	AVG							
South Dakota St.	11/07/2022		22:21	0-5	.000	0-3	.000	0-0	.000	1	3	4	4.0	2	0	1	1	0	0	0.0
vs Mississippi St.	11/11/2022		22:35	2-5	.400	1-4	.250	3-5	.600	2	1	3	3.5	2	4	2	0	1	8	4.0
Morgan St.	11/15/2022		23:56	1-4	.250	0-2	.000	0-0	.000	2	2	4	3.7	1	0	1	1	0	2	3.3
vs Western Ky.	11/21/2022		14:32	1-3	.333	1-3	.333	1-2	.500	1	1	2	3.3	2	0	2	0	0	4	3.5
vs LSU	11/22/2022		17:04	1-6	.167	0-3	.000	0-0	.000	1	0	1	2.8	1	1	1	0	0	2	3.2
vs Nevada	11/23/2022		07:58	0-1	.000	0-0	.000	0-0	.000	0	2	2	2.7	0	0	0	0	0	0	2.7
at Marshall	11/30/2022		11:23	1-3	.333	0-1	.000	0-0	.000	2	0	2	2.6	1	0	0	0	0	2	2.6
Muskingum	12/04/2022		18:15	1-3	.333	0-1	.000	0-0	.000	0	2	2	2.5	3	3	3	0	3	2	2.5
Eastern Mich.	01/13/2023		08:15	0-0	.000	0-0	.000	0-0	.000	0	1	1	2.3	0	0	1	0	0	0	2.2
at Central Mich.	01/17/2023		06:11	1-3	.333	1-2	.500	0-0	.000	1	0	1	2.2	0	0	0	0	0	3	2.3
Miami (OH)	01/24/2023		02:22	0-1	.000	0-1	.000	0-0	.000	0	0	0	2.0	0	0	0	0	0	0	2.1
Ohio	01/28/2023		06:57	0-1	.000	0-1	.000	0-0	.000	1	1	2	2.0	0	0	0	0	0	0	1.9
at Buffalo	01/31/2023		09:39	0-1	.000	0-1	.000	0-0	.000	0	0	0	1.8	1	2	0	0	2	0	1.8
Kent St.	02/03/2023		18:16	3-6	.500	0-2	.000	2-2	1.000	0	3	3	1.9	1	0	0	0	2	8	2.2
Toledo	02/07/2023		11:57	1-4	.250	1-2	.500	1-2	.500	2	0	2	1.9	1	1	2	0	0	4	2.3
at Ohio	02/10/2023		04:02	0-0	.000	0-0	.000	0-0	.000	0	0	0	1.8	0	1	1	0	0	0	2.2
at Eastern Mich.	02/14/2023		15:56	1-5	.200	0-1	.000	0-0	.000	1	1	2	1.8	2	2	1	0	1	2	2.2
<b>Totals</b>		<b>0</b>	<b>221:38</b>	<b>13-51</b>	<b>.255</b>	<b>4-27</b>	<b>.148</b>	<b>7-11</b>	<b>.636</b>	<b>14</b>	<b>17</b>	<b>31</b>	<b>1.8</b>	<b>17</b>	<b>14</b>	<b>15</b>	<b>2</b>	<b>9</b>	<b>37</b>	<b>2.2</b>

### Player Averages

Games Played	Minutes/game	Points/game	FG Pct	3FG Pct	FT Pct	Rebounds/game	Assists/game	Turnovers/game	Assist/Turnover ratio	Steals/game	Blocks/game
17	13.0	2.2	25.5	14.8	63.6	1.8	0.8	0.9	0.9	0.5	0.1

## CAREER STATS


		Field Goals		3-Point		F-Throws		Rebounds				Scoring								
SEASON	TEAM	GP-GS	MIN/AVG	FG-FGA	FG%	3FG-3FGA	3FG%	FT-FTA	FT%	OFF	DEF	TOT	AVG	PF-FO	A	TO	BLK	STL	PTS	AVG
2020-21	UA	22-0	140/6.4	16-56	.286	4-17	.235	16-22	.727	5	13	18	0.8	11-0	12	4	1	6	52	2.4
2021-22	UA	34-1	489/14.4	35-100	.350	21-62	.339	22-33	.667	19	65	84	2.5	41-0	36	34	1	18	113	3.3
2022-23	UA	17-0	222/13.0	13-51	.255	4-27	.148	7-11	.636	14	17	31	1.8	17-0	14	15	2	9	37	2.2
<b>TOTAL</b>		<b>73-1</b>	<b>851/11.7</b>	<b>64-207</b>	<b>.309</b>	<b>29-106</b>	<b>.274</b>	<b>45-66</b>	<b>.682</b>	<b>38</b>	<b>95</b>	<b>133</b>	<b>1.8</b>	<b>69-0</b>	<b>62</b>	<b>53</b>	<b>4</b>	<b>33</b>	<b>202</b>	<b>2.8</b>

### Single Game Highs

Statistic	Value	
Points	12	vs Wheeling 11/18/21
Rebounds	8	at Wright St. 12/15/21
Assists	4	vs Ball St. 01/11/22, vs Mississippi St. 11/11/22
Steals	3	vs Wheeling 11/18/21, vs Muskingum 12/04/22
Blocks	1	4 times
FG Made	5	vs Wheeling 11/18/21
FG Attempts	9	vs Point Park 11/13/21
3FG Made	3	vs Kent St. 03/12/22
3FG Attempts	5	vs Kent St. 03/12/22
FT Made	4	at Buffalo 03/02/21
FT Attempts	5	vs Mississippi St. 11/11/22



# 2 • GREG TRIBBLE • JR • G • CINCINNATI, OHIO



## SEASON STATS

Opponent	Date	GS	MIN	Total		3-Pointers		Free throws		Rebounds				PF	A	TO	BLK	STL	PTS	AVG	
				FG-FGA	PCT	3FG-3FGA	PCT	FT-FTA	PCT	OFF	DEF	TOT	AVG								
South Dakota St.	11/07/2022	*	33:47	2-11	.182	0-2	.000	1-2	.500	1	4	5	5.0	4	1	1	1	1	5	5.0	
vs Mississippi St.	11/11/2022	*	32:16	2-7	.286	0-2	.000	1-2	.500	0	2	2	3.5	3	3	0	0	0	5	5.0	
Morgan St.	11/15/2022	*	28:58	2-7	.286	0-1	.000	1-2	.500	1	0	1	2.7	2	4	2	1	1	5	5.0	
vs Western Ky.	11/21/2022	*	25:04	4-9	.444	1-2	.500	0-0	.000	3	8	11	4.8	3	2	1	0	1	9	6.0	
vs LSU	11/22/2022	*	29:44	0-3	.000	0-0	.000	3-4	.750	1	3	4	4.6	5	0	3	0	0	3	5.4	
vs Nevada	11/23/2022	*	26:33	3-4	.750	0-1	.000	1-1	1.000	1	1	2	4.2	3	1	4	0	1	7	5.7	
at Marshall	11/30/2022	*	19:24	2-4	.500	0-0	.000	1-2	.500	1	1	2	3.9	3	0	0	0	0	5	5.6	
Muskingum	12/04/2022	*	16:48	1-3	.333	0-0	.000	0-2	.000	0	0	0	3.4	2	3	1	0	2	2	5.1	
Jackson St.	12/11/2022	*	28:19	6-10	.600	0-1	.000	0-0	.000	1	3	4	3.4	2	5	1	0	2	12	5.9	
Wright St.	12/14/2022	*	29:37	3-7	.429	0-0	.000	0-0	.000	2	1	3	3.4	1	0	0	0	1	6	5.9	
Maine	12/19/2022	*	23:50	2-4	.500	0-0	.000	2-2	1.000	0	1	1	3.2	2	2	2	0	2	6	5.9	
at Bradley	12/22/2022	*	26:07	1-4	.250	0-0	.000	0-0	.000	0	3	3	3.2	2	1	1	0	0	2	5.6	
Concord	12/30/2022	*	29:39	1-5	.200	0-0	.000	5-7	.714	1	1	2	3.1	0	3	0	0	0	7	5.7	
NIU	01/03/2023	*	30:22	5-6	.833	0-0	.000	6-6	1.000	1	1	2	3.0	4	2	2	0	3	16	6.4	
at Ball St.	01/06/2023	*	29:43	3-10	.300	0-0	.000	8-10	.800	1	1	2	2.9	4	0	0	0	0	14	6.9	
at Bowling Green	01/10/2023	*	30:31	2-8	.250	0-1	.000	0-0	.000	1	2	3	2.9	1	3	1	0	2	4	6.8	
Eastern Mich.	01/13/2023	*	27:55	4-4	1.000	0-0	.000	2-4	.500	0	5	5	3.1	0	1	1	0	0	10	6.9	
at Central Mich.	01/17/2023	*	32:27	4-9	.444	0-1	.000	2-2	1.000	0	1	1	2.9	1	1	1	0	1	10	7.1	
at Western Mich.	01/21/2023	*	36:32	4-7	.571	0-0	.000	1-2	.500	0	2	2	2.9	1	4	0	0	1	9	7.2	
Miami (OH)	01/24/2023	*	26:52	0-2	.000	0-0	.000	0-0	.000	2	1	3	2.9	4	4	1	0	0	0	6.9	
Ohio	01/28/2023	*	29:21	1-7	.143	0-0	.000	1-1	1.000	0	2	2	2.9	2	2	1	0	0	3	6.7	
at Buffalo	01/31/2023	*	31:46	1-7	.143	0-1	.000	2-2	1.000	0	2	2	2.8	2	8	2	1	2	4	6.5	
Kent St.	02/03/2023	*	32:28	2-5	.400	0-0	.000	0-0	.000	1	2	3	2.8	4	4	5	0	0	4	6.4	
Toledo	02/07/2023	*	32:25	3-4	.750	0-0	.000	0-0	.000	2	3	5	2.9	5	4	1	2	0	6	6.4	
at Ohio	02/10/2023	*	34:22	4-9	.444	0-0	.000	1-3	.333	2	0	2	2.9	4	2	1	1	0	9	6.5	
at Eastern Mich.	02/14/2023	*	25:48	0-4	.000	0-0	.000	5-6	.833	3	1	4	2.9	1	3	1	0	1	5	6.5	
<b>Totals</b>			<b>26</b>	<b>750:37</b>	<b>62-160</b>	<b>.388</b>	<b>1-12</b>	<b>.083</b>	<b>43-60</b>	<b>.717</b>	<b>25</b>	<b>51</b>	<b>76</b>	<b>2.9</b>	<b>65</b>	<b>63</b>	<b>33</b>	<b>6</b>	<b>21</b>	<b>168</b>	<b>6.5</b>

### Player Averages

Games Played	Minutes/ game	Points/ game	FG Pct	3FG Pct	FT Pct	Rebounds/ game	Assists/ game	Turnovers/ game	Assist/Turnover ratio	Steals/ game	Blocks/ game
--------------	---------------	--------------	--------	---------	--------	----------------	---------------	-----------------	-----------------------	--------------	--------------

## CAREER STATS

SEASON	TEAM	GP-GS	MIN/AVG	FG-FGA	FG%	3FG-3FGA	3FG%	FT-FTA	FT%	OFF	DEF	TOT	AVG	PF-FO	A	TO	BLK	STL	PTS	AVG
2019-20	UA	31-0	507/16.4	34-74	.459	3-11	.273	23-47	.489	7	47	54	1.7	58-0	34	33	3	8	94	3.0
2020-21	UA	21-6	388/18.5	32-78	.410	1-16	.063	24-38	.632	14	26	40	1.9	32-2	26	22	2	9	89	4.2
2021-22	UA	33-26	850/25.7	79-177	.446	6-27	.222	75-107	.701	13	78	91	2.8	72-1	71	42	6	36	239	7.2
2022-23	UA	26-26	751/28.9	62-160	.388	1-12	.083	43-60	.717	25	51	76	2.9	65-2	63	33	6	21	168	6.5
<b>TOTAL</b>		<b>111-58</b>	<b>2495/22.5</b>	<b>207-489</b>	<b>.423</b>	<b>11-66</b>	<b>.167</b>	<b>165-252</b>	<b>.655</b>	<b>59</b>	<b>202</b>	<b>261</b>	<b>2.4</b>	<b>227-5</b>	<b>194</b>	<b>130</b>	<b>17</b>	<b>74</b>	<b>590</b>	<b>5.3</b>

### Single Game Highs

Statistic	Value	
Points	19	vs Southern U. 12/04/21
Rebounds	11	vs Western Ky. 11/21/22
Assists	8	at Buffalo 01/31/23
Steals	4	vs Wheeling 11/18/21
Blocks	2	vs Toledo 02/07/23
FG Made	6	at Ohio 02/25/22, vs Jackson St. 12/11/22
FG Attempts	11	vs South Dakota St. 11/07/22
3FG Made	1	11 times
3FG Attempts	4	vs Ball St. 01/30/21
FT Made	11	vs Southern U. 12/04/21
FT Attempts	13	vs Southern U. 12/04/21



# 3 • KOBE MITCHELL • FR • G • CADIZ, OHIO



## SEASON STATS

Opponent	Date	GS	MIN	Total		3-Pointers		Free throws		Rebounds				PF	A	TO	BLK	STL	PTS	AVG
				FG-FGA	PCT	3FG-3FGA	PCT	FT-FTA	PCT	OFF	DEF	TOT	AVG							
vs Mississippi St.	11/11/2022		01:57	1-1	1.000	0-0	.000	0-0	.000	0	0	0	0.0	0	0	0	0	1	2	2.0
vs Nevada	11/23/2022		03:49	0-1	.000	0-1	.000	0-0	.000	0	0	0	0.0	0	0	0	0	1	0	1.0
at Marshall	11/30/2022		06:08	0-0	.000	0-0	.000	0-0	.000	0	1	1	0.3	1	0	1	0	0	0	0.7
Muskingum	12/04/2022		18:15	2-3	.667	2-3	.667	0-0	.000	1	1	2	0.8	1	1	2	1	3	6	2.0
Jackson St.	12/11/2022		17:59	2-5	.400	2-5	.400	0-0	.000	0	2	2	1.0	1	0	0	0	1	6	2.8
Wright St.	12/14/2022		18:05	0-4	.000	0-4	.000	0-0	.000	0	0	0	0.8	1	0	0	0	0	0	2.3
Maine	12/19/2022		16:48	2-4	.500	1-3	.333	0-0	.000	1	2	3	1.1	3	0	1	0	0	5	2.7
at Bradley	12/22/2022		08:58	0-0	.000	0-0	.000	2-2	1.000	0	0	0	1.0	3	0	0	0	0	2	2.6
Concord	12/30/2022		14:15	0-2	.000	0-2	.000	0-0	.000	0	1	1	1.0	1	1	0	0	0	0	2.3
NIU	01/03/2023		19:47	1-2	.500	1-2	.500	2-2	1.000	0	2	2	1.1	2	3	0	0	0	5	2.6
at Ball St.	01/06/2023		27:02	0-2	.000	0-2	.000	0-0	.000	0	0	0	1.0	0	0	1	0	1	0	2.4
at Bowling Green	01/10/2023		09:58	1-3	.333	1-3	.333	0-0	.000	0	1	1	1.0	0	0	0	0	0	3	2.4
Eastern Mich.	01/13/2023		11:08	0-4	.000	0-3	.000	0-0	.000	0	1	1	1.0	1	0	0	0	0	0	2.2
at Central Mich.	01/17/2023		06:43	0-2	.000	0-2	.000	0-0	.000	0	0	0	0.9	0	1	0	0	0	0	2.1
Miami (OH)	01/24/2023		27:12	3-5	.600	3-4	.750	0-0	.000	0	0	0	0.9	2	2	1	0	0	9	2.5
Ohio	01/28/2023		03:19	0-0	.000	0-0	.000	0-0	.000	0	0	0	0.8	1	0	0	0	0	0	2.4
at Buffalo	01/31/2023		00:45	0-0	.000	0-0	.000	0-0	.000	0	0	0	0.8	0	0	0	0	0	0	2.2
Toledo	02/07/2023		06:10	0-1	.000	0-1	.000	0-0	.000	0	0	0	0.7	1	0	0	0	1	0	2.1
at Ohio	02/10/2023		06:38	0-0	.000	0-0	.000	0-0	.000	0	0	0	0.7	1	0	0	0	0	0	2.0
at Eastern Mich.	02/14/2023		03:15	0-1	.000	0-1	.000	0-0	.000	0	1	1	0.7	0	0	0	0	0	0	1.9
<b>Totals</b>		<b>0</b>	<b>228:12</b>	<b>12-40</b>	<b>.300</b>	<b>10-36</b>	<b>.278</b>	<b>4-4</b>	<b>1.000</b>	<b>2</b>	<b>12</b>	<b>14</b>	<b>0.7</b>	<b>19</b>	<b>8</b>	<b>6</b>	<b>1</b>	<b>8</b>	<b>38</b>	<b>1.9</b>

### Player Averages

Games Played	Minutes/game	Points/game	FG Pct	3FG Pct	FT Pct	Rebounds/game	Assists/game	Turnovers/game	Assist/Turnover ratio	Steals/game	Blocks/game
20	11.4	1.9	30.0	27.8	100.0	0.7	0.4	0.3	1.3	0.4	0.1

## CAREER STATS

### MITCHELL, Kobe

				Field Goals		3-Point		F-Throws		Rebounds				Scoring						
SEASON	TEAM	GP-GS	MIN/AVG	FG-FGA	FG%	3FG-3FGA	3FG%	FT-FTA	FT%	OFF	DEF	TOT	AVG	PF-FO	A	TO	BLK	STL	PTS	AVG
2022-23	UA	20-0	228/11.4	12-40	.300	10-36	.278	4-4	1.000	2	12	14	0.7	19-0	8	6	1	8	38	1.9
<b>TOTAL</b>		<b>20-0</b>	<b>228/11.4</b>	<b>12-40</b>	<b>.300</b>	<b>10-36</b>	<b>.278</b>	<b>4-4</b>	<b>1.000</b>	<b>2</b>	<b>12</b>	<b>14</b>	<b>0.7</b>	<b>19-0</b>	<b>8</b>	<b>6</b>	<b>1</b>	<b>8</b>	<b>38</b>	<b>1.9</b>

### Single Game Highs

Statistic	Value	
Points	9	vs Miami (OH) 01/24/23
Rebounds	3	vs Maine 12/19/22
Assists	3	vs NIU 01/03/23
Steals	3	vs Muskingum 12/04/22
Blocks	1	vs Muskingum 12/04/22
FG Made	3	vs Miami (OH) 01/24/23
FG Attempts	5	vs Jackson St. 12/11/22, vs Miami (OH) 01/24/23
3FG Made	3	vs Miami (OH) 01/24/23
3FG Attempts	5	vs Jackson St. 12/11/22



# 4 • TRENDON HANKERSON • GR • G • NOVI, MICH.



## SEASON STATS

Opponent	Date	GS	MIN	Total		3-Pointers		Free throws		Rebounds				PF	A	TO	BLK	STL	PTS	AVG
				FG-FGA	PCT	3FG-3FGA	PCT	FT-FTA	PCT	OFF	DEF	TOT	AVG							
South Dakota St.	11/07/2022	*	42:04	4-9	.444	2-6	.333	1-1	1.000	0	1	1	1.0	2	1	1	0	1	11	11.0
vs Mississippi St.	11/11/2022	*	27:16	1-7	.143	1-4	.250	2-2	1.000	1	3	4	2.5	3	0	2	1	1	5	8.0
Morgan St.	11/15/2022	*	32:09	2-12	.167	2-9	.222	0-2	.000	0	6	6	3.7	2	2	1	2	2	6	7.3
vs Western Ky.	11/21/2022	*	35:36	3-5	.600	2-4	.500	1-2	.500	0	4	4	3.8	0	1	2	0	1	9	7.8
vs LSU	11/22/2022	*	22:11	0-2	.000	0-1	.000	2-2	1.000	1	1	2	3.4	4	1	1	0	0	2	6.6
vs Nevada	11/23/2022	*	37:04	3-7	.429	2-5	.400	0-0	.000	0	7	7	4.0	3	0	2	0	0	8	6.8
at Marshall	11/30/2022	*	33:57	5-11	.455	1-6	.167	0-0	.000	1	3	4	4.0	0	2	3	0	2	11	7.4
Muskingum	12/04/2022	*	23:01	4-7	.571	2-5	.400	0-0	.000	0	4	4	4.0	1	2	0	0	1	10	7.8
Jackson St.	12/11/2022	*	38:05	5-9	.556	5-7	.714	2-2	1.000	0	1	1	3.7	1	2	1	1	0	17	8.8
Wright St.	12/14/2022	*	34:53	2-9	.222	1-7	.143	1-2	.500	0	5	5	3.8	3	4	0	0	2	6	8.5
Maine	12/19/2022	*	26:12	3-5	.600	2-3	.667	4-5	.800	1	3	4	3.8	1	2	1	0	1	12	8.8
at Bradley	12/22/2022	*	31:08	3-5	.600	3-3	1.000	0-0	.000	1	8	9	4.3	3	1	2	0	0	9	8.8
Concord	12/30/2022	*	31:41	6-12	.500	6-10	.600	0-0	.000	1	7	8	4.5	1	6	1	0	1	18	9.5
NIU	01/03/2023	*	35:24	1-8	.125	1-7	.143	0-0	.000	1	5	6	4.6	2	4	1	2	0	3	9.1
at Ball St.	01/06/2023	*	36:36	1-7	.143	1-4	.250	5-6	.833	0	5	5	4.7	2	1	3	0	0	8	9.0
at Bowling Green	01/10/2023	*	32:49	2-8	.250	2-7	.286	0-0	.000	0	2	2	4.5	2	3	2	1	2	6	8.8
Eastern Mich.	01/13/2023	*	28:47	5-9	.556	4-8	.500	0-0	.000	0	4	4	4.5	2	2	0	0	0	14	9.1
at Central Mich.	01/17/2023	*	35:03	4-10	.400	3-8	.375	0-0	.000	1	4	5	4.5	2	1	1	0	0	11	9.2
at Western Mich.	01/21/2023	*	34:28	2-11	.182	1-9	.111	0-0	.000	0	6	6	4.6	3	2	2	2	2	5	9.0
Miami (OH)	01/24/2023	*	36:16	2-11	.182	2-10	.200	0-0	.000	1	5	6	4.7	3	2	0	1	0	6	8.9
Ohio	01/28/2023	*	34:26	4-5	.800	3-3	1.000	3-4	.750	0	3	3	4.6	4	4	3	0	0	14	9.1
at Buffalo	01/31/2023	*	31:02	4-7	.571	2-3	.667	0-0	.000	0	2	2	4.5	1	5	1	2	2	10	9.1
Kent St.	02/03/2023	*	30:46	2-7	.286	2-6	.333	0-0	.000	0	1	1	4.3	1	1	1	1	0	6	9.0
Toledo	02/07/2023	*	33:50	7-12	.583	6-11	.545	0-0	.000	1	1	2	4.2	4	0	1	0	1	20	9.5
at Ohio	02/10/2023	*	37:42	3-8	.375	3-7	.429	0-0	.000	0	5	5	4.2	2	4	1	1	2	9	9.4
at Eastern Mich.	02/14/2023	*	27:14	4-11	.364	3-9	.333	0-0	.000	0	5	5	4.3	1	1	2	0	0	11	9.5
<b>Totals</b>			<b>26 849:40</b>	<b>82-214</b>	<b>.383</b>	<b>62-162</b>	<b>.383</b>	<b>21-28</b>	<b>.750</b>	<b>10</b>	<b>101</b>	<b>111</b>	<b>4.3</b>	<b>53</b>	<b>54</b>	<b>35</b>	<b>14</b>	<b>21</b>	<b>247</b>	<b>9.5</b>

### Player Averages

## CAREER STATS

SEASON	TEAM	GP-GS	MIN/AVG	Field Goals		3-Point		F-Throws		Rebounds				Scoring						
				FG-FGA	FG%	3FG-3FGA	3FG%	FT-FTA	FT%	OFF	DEF	TOT	AVG	PF-FO	A	TO	BLK	STL	PTS	AVG
2018-19	NIU	21-2	395/18.8	17-54	.315	8-32	.250	3-4	.750	5	42	47	2.2	55-2	19	22	9	12	45	2.1
2019-20	NIU	31-31	978/31.5	84-180	.467	41-89	.461	25-30	.833	12	80	92	3.0	66-0	61	46	10	29	234	7.5
2020-21	NIU	19-19	646/34.0	99-250	.396	48-130	.369	18-26	.692	9	74	83	4.4	54-2	41	53	7	22	264	13.9
2021-22	NIU	30-30	1011/33.7	118-315	.375	62-177	.350	45-60	.750	9	103	112	3.7	80-3	68	55	11	54	343	11.4
2022-23	UA	26-26	850/32.7	82-214	.383	62-162	.383	21-28	.750	10	101	111	4.3	53-0	54	35	14	21	247	9.5
<b>TOTAL FOR UA</b>		<b>26-26</b>	<b>850/32.7</b>	<b>82-214</b>	<b>.383</b>	<b>62-162</b>	<b>.383</b>	<b>21-28</b>	<b>.750</b>	<b>10</b>	<b>101</b>	<b>111</b>	<b>4.3</b>	<b>53-0</b>	<b>54</b>	<b>35</b>	<b>14</b>	<b>21</b>	<b>247</b>	<b>9.5</b>
<b>TOTAL</b>		<b>127-108</b>	<b>3880/30.6</b>	<b>400-1013</b>	<b>.395</b>	<b>221-590</b>	<b>.375</b>	<b>112-148</b>	<b>.757</b>	<b>45</b>	<b>400</b>	<b>445</b>	<b>3.5</b>	<b>308-7</b>	<b>243</b>	<b>211</b>	<b>51</b>	<b>138</b>	<b>1133</b>	<b>8.9</b>

### Single Game Highs

Statistic	Value	
Points	28	at Washington 11/09/21
Rebounds	9	at Bradley 12/22/22
Assists	6	vs Eastern Mich. 01/11/20, vs Concord 12/30/22
Steals	4	4 times
Blocks	3	at Marquette 11/27/21
FG Made	9	at Central Mich. 03/05/21, at Washington 11/09/21
FG Attempts	20	vs Ball St. 12/08/20, at Toledo 12/22/20
3FG Made	6	at Washington 11/09/21, vs Concord 12/30/22, vs Toledo 02/07/23
3FG Attempts	11	4 times
FT Made	7	vs Ball St. 01/27/22
FT Attempts	8	vs Ball St. 01/27/22



# 5 • TAVARI JOHNSON • FR • G • LAGRANGE PARK, ILL.



## SEASON STATS

Opponent	Date	GS	MIN	Total		3-Pointers		Free throws		Rebounds				PF	A	TO	BLK	STL	PTS	AVG
				FG-FGA	PCT	3FG-3FGA	PCT	FT-FTA	PCT	OFF	DEF	TOT	AVG							
vs Mississippi St.	11/11/2022		05:43	0-0	.000	0-0	.000	0-0	.000	0	0	0	0.0	0	0	0	0	0	0	0.0
Morgan St.	11/15/2022		03:29	1-1	1.000	0-0	.000	0-0	.000	0	0	0	0.0	0	0	0	0	0	2	1.0
vs Western Ky.	11/21/2022		02:56	0-0	.000	0-0	.000	0-0	.000	0	1	1	0.3	1	0	2	0	0	0	0.7
vs LSU	11/22/2022		10:52	1-3	.333	1-1	1.000	2-2	1.000	0	0	0	0.3	3	0	2	0	2	5	1.8
vs Nevada	11/23/2022		26:26	9-10	.900	3-3	1.000	0-0	.000	0	3	3	0.8	3	4	3	0	2	21	5.6
at Marshall	11/30/2022		27:19	7-13	.538	2-5	.400	0-0	.000	2	2	4	1.3	1	4	1	0	1	16	7.3
Muskingum	12/04/2022	*	21:09	3-7	.429	3-6	.500	0-0	.000	0	5	5	1.9	0	6	0	0	1	9	7.6
Jackson St.	12/11/2022	*	24:09	2-5	.400	2-5	.400	0-0	.000	0	1	1	1.8	4	2	5	0	1	6	7.4
Wright St.	12/14/2022	*	27:33	6-14	.429	0-3	.000	2-4	.500	1	1	2	1.8	2	1	1	1	4	14	8.1
Maine	12/19/2022	*	28:51	2-6	.333	1-3	.333	0-0	.000	1	6	7	2.3	0	3	4	0	1	5	7.8
at Bradley	12/22/2022	*	26:46	1-7	.143	0-3	.000	0-0	.000	1	4	5	2.5	0	1	2	1	1	2	7.3
Concord	12/30/2022	*	20:48	2-6	.333	1-3	.333	1-2	.500	0	2	2	2.5	2	5	4	0	1	6	7.2
NIU	01/03/2023	*	28:07	3-9	.333	1-3	.333	1-2	.500	1	0	1	2.4	4	0	4	1	0	8	7.2
at Ball St.	01/06/2023	*	30:49	3-11	.273	1-4	.250	0-0	.000	0	6	6	2.6	2	0	6	0	1	7	7.2
at Bowling Green	01/10/2023	*	15:06	1-5	.200	1-4	.250	0-0	.000	0	1	1	2.5	1	1	0	0	0	3	6.9
Eastern Mich.	01/13/2023		18:37	3-4	.750	0-1	.000	0-0	.000	0	3	3	2.6	4	9	1	0	0	6	6.9
at Central Mich.	01/17/2023		14:45	0-5	.000	0-2	.000	0-0	.000	0	3	3	2.6	3	3	1	0	1	0	6.5
at Western Mich.	01/21/2023		13:59	0-2	.000	0-1	.000	0-0	.000	0	0	0	2.4	2	0	0	0	1	0	6.1
Miami (OH)	01/24/2023		07:58	1-2	.500	1-1	1.000	0-0	.000	0	0	0	2.3	1	0	1	0	0	3	5.9
Ohio	01/28/2023		08:25	3-3	1.000	0-0	.000	0-0	.000	0	0	0	2.2	3	1	0	0	0	6	6.0
at Buffalo	01/31/2023		15:49	2-4	.500	1-1	1.000	0-0	.000	0	0	0	2.1	2	2	1	0	4	5	5.9
Kent St.	02/03/2023		08:18	0-1	.000	0-1	.000	0-0	.000	1	1	2	2.1	0	3	1	0	1	0	5.6
Toledo	02/07/2023		10:17	1-5	.200	0-2	.000	0-0	.000	0	0	0	2.0	0	2	0	0	0	2	5.5
at Ohio	02/10/2023		05:07	1-5	.200	1-2	.500	0-0	.000	0	1	1	2.0	1	0	0	0	0	3	5.4
at Eastern Mich.	02/14/2023		02:24	0-0	.000	0-0	.000	0-0	.000	0	1	1	1.9	0	0	0	1	1	0	5.2
<b>Totals</b>		<b>9</b>	<b>405:43</b>	<b>52-128</b>	<b>.406</b>	<b>19-54</b>	<b>.352</b>	<b>6-10</b>	<b>.600</b>	<b>7</b>	<b>41</b>	<b>48</b>	<b>1.9</b>	<b>39</b>	<b>47</b>	<b>39</b>	<b>4</b>	<b>23</b>	<b>129</b>	<b>5.2</b>

### Player Averages

Games Played	Minutes/game	Points/game	FG Pct	3FG Pct	FT Pct	Rebounds/game	Assists/game	Turnovers/game	Assist/Turnover ratio	Steals/game	Blocks/game
25	16.2	5.2	40.6	35.2	60.0	1.9	1.9	1.6	1.2	0.9	0.2

## CAREER STATS

SEASON	TEAM	GP-GS	MIN/AVG	Field Goals		3-Point		F-Throws		Rebounds				Scoring						
				FG-FGA	FG%	3FG-3FGA	3FG%	FT-FTA	FT%	OFF	DEF	TOT	AVG	PF	FO	A	TO	BLK	STL	PTS
2022-23	UA	25-9	406/16.2	52-128	.406	19-54	.352	6-10	.600	7	41	48	1.9	39-0	47	39	4	23	129	5.2
<b>TOTAL</b>		<b>25-9</b>	<b>406/16.2</b>	<b>52-128</b>	<b>.406</b>	<b>19-54</b>	<b>.352</b>	<b>6-10</b>	<b>.600</b>	<b>7</b>	<b>41</b>	<b>48</b>	<b>1.9</b>	<b>39-0</b>	<b>47</b>	<b>39</b>	<b>4</b>	<b>23</b>	<b>129</b>	<b>5.2</b>

### Single Game Highs

Statistic	Value
Points	21 vs Nevada 11/23/22
Rebounds	7 vs Maine 12/19/22
Assists	9 vs Eastern Mich. 01/13/23
Steals	4 vs Wright St. 12/14/22, at Buffalo 01/31/23
Blocks	1 4 times
FG Made	9 vs Nevada 11/23/22
FG Attempts	14 vs Wright St. 12/14/22
3FG Made	3 vs Muskingum 12/04/22, vs Nevada 11/23/22
3FG Attempts	6 vs Muskingum 12/04/22
FT Made	2 vs Wright St. 12/14/22, vs LSU 11/22/22
FT Attempts	4 vs Wright St. 12/14/22



# 11 • SAMMY HUNTER • JR • F • NASSAU, BAHAMAS



## SEASON STATS

Opponent	Date	GS	MIN	Total		3-Pointers		Free throws		Rebounds				PF	A	TO	BLK	STL	PTS	AVG	
				FG-FGA	PCT	3FG-3FGA	PCT	FT-FTA	PCT	OFF	DEF	TOT	AVG								
South Dakota St.	11/07/2022	*	22:16	2-10	.200	0-6	.000	0-0	.000	1	3	4	4.0	1	0	1	0	0	4	4.0	
vs Mississippi St.	11/11/2022	*	23:40	2-8	.250	1-5	.200	0-1	.000	0	3	3	3.5	1	0	0	0	0	5	4.5	
Morgan St.	11/15/2022	*	15:30	2-6	.333	0-3	.000	0-1	.000	1	1	2	3.0	0	2	1	0	0	4	4.3	
vs Western Ky.	11/21/2022	*	18:39	3-8	.375	1-5	.200	0-0	.000	0	1	1	2.5	2	0	0	0	0	7	5.0	
vs LSU	11/22/2022	*	27:09	4-14	.286	3-11	.273	2-2	1.000	1	0	1	2.2	0	0	0	0	1	13	6.6	
vs Nevada	11/23/2022	*	11:45	0-4	.000	0-2	.000	0-0	.000	0	0	0	1.8	1	0	0	0	0	0	5.5	
at Marshall	11/30/2022		17:52	4-10	.400	1-3	.333	0-1	.000	1	5	6	2.4	1	1	0	0	0	9	6.0	
Muskingum	12/04/2022		18:50	4-8	.500	1-3	.333	0-0	.000	2	2	4	2.6	1	1	0	0	0	9	6.4	
Jackson St.	12/11/2022		15:54	1-5	.200	0-4	.000	2-2	1.000	2	1	3	2.7	2	2	0	0	0	4	6.1	
Wright St.	12/14/2022		16:35	5-8	.625	3-6	.500	0-0	.000	0	4	4	2.8	2	0	1	1	0	13	6.8	
Maine	12/19/2022		20:16	0-4	.000	0-3	.000	0-0	.000	0	2	2	2.7	1	2	1	0	0	0	6.2	
at Bradley	12/22/2022		18:19	2-9	.222	2-6	.333	2-2	1.000	1	1	2	2.7	0	0	0	0	0	8	6.3	
Concord	12/30/2022		18:08	2-5	.400	0-3	.000	0-0	.000	3	3	6	2.9	4	0	0	0	0	4	6.2	
NIU	01/03/2023	*	13:58	1-5	.200	1-5	.200	0-0	.000	0	1	1	2.8	2	0	1	0	0	3	5.9	
at Ball St.	01/06/2023	*	19:39	1-2	.500	1-2	.500	0-0	.000	3	0	3	2.8	5	0	0	0	0	3	5.7	
at Bowling Green	01/10/2023		25:03	7-9	.778	4-6	.667	1-1	1.000	2	1	3	2.8	1	0	2	1	1	19	6.6	
Eastern Mich.	01/13/2023	*	24:00	5-8	.625	3-6	.500	0-1	.000	2	2	4	2.9	1	1	1	0	1	13	6.9	
at Central Mich.	01/17/2023	*	16:24	4-5	.800	2-3	.667	2-4	.500	0	2	2	2.8	3	1	0	0	0	12	7.2	
at Western Mich.	01/21/2023	*	27:56	2-9	.222	2-8	.250	2-3	.667	0	3	3	2.8	3	0	0	0	0	8	7.3	
Miami (OH)	01/24/2023	*	17:59	3-6	.500	0-2	.000	0-0	.000	1	2	3	2.9	0	0	0	0	0	6	7.2	
Ohio	01/28/2023	*	21:16	3-4	.750	3-3	1.000	0-0	.000	0	0	0	2.7	1	0	1	0	0	9	7.3	
at Buffalo	01/31/2023	*	16:22	1-4	.250	0-2	.000	0-0	.000	0	2	2	2.7	1	2	1	0	0	2	7.0	
Kent St.	02/03/2023	*	17:50	2-5	.400	1-2	.500	0-0	.000	1	0	1	2.6	4	0	1	0	0	5	7.0	
Toledo	02/07/2023	*	20:19	3-8	.375	1-5	.200	0-0	.000	1	1	2	2.6	3	0	1	0	1	7	7.0	
at Ohio	02/10/2023	*	08:46	0-2	.000	0-2	.000	0-0	.000	0	2	2	2.6	3	0	1	0	0	0	6.7	
at Eastern Mich.	02/14/2023		14:07	4-7	.571	1-2	.500	0-0	.000	2	1	3	2.6	1	0	0	0	0	9	6.8	
<b>Totals</b>			<b>17</b>	<b>488:32</b>	<b>67-173</b>	<b>.387</b>	<b>31-108</b>	<b>.287</b>	<b>11-18</b>	<b>.611</b>	<b>24</b>	<b>43</b>	<b>67</b>	<b>2.6</b>	<b>44</b>	<b>12</b>	<b>13</b>	<b>2</b>	<b>4</b>	<b>176</b>	<b>6.8</b>

### Player Averages

Games	Minutes	Points	3FG	Rebounds	Assists	Turnovers	Assist/Turnover	Steals	Blocks
-------	---------	--------	-----	----------	---------	-----------	-----------------	--------	--------

## CAREER STATS

SEASON	TEAM	GP-GS	MIN/AVG	Field Goals		3-Point		F-Throws		Rebounds				Scoring						
				FG-FGA	FG%	3FG-3FGA	3FG%	FT-FTA	FT%	OFF	DEF	TOT	AVG	PF	FO	A	TO	BLK	STL	PTS
2019-20	OM	27-1	309/11.4	29-71	.408	1-8	.125	19-27	.704	14	23	37	1.4	47-0	11	15	4	6	78	2.9
2020-21	OM	25-0	198/7.9	20-42	.476	6-18	.333	10-16	.625	14	21	35	1.4	27-0	9	12	5	3	56	2.2
2021-22	OM	29-0	302/10.4	34-76	.447	5-25	.200	10-17	.588	19	15	34	1.2	43-0	4	12	5	6	83	2.9
2022-23	UA	26-17	489/18.8	67-173	.387	31-108	.287	11-18	.611	24	43	67	2.6	44-1	12	13	2	4	176	6.8
<b>TOTAL FOR UA</b>		<b>26-17</b>	<b>489/18.8</b>	<b>67-173</b>	<b>.387</b>	<b>31-108</b>	<b>.287</b>	<b>11-18</b>	<b>.611</b>	<b>24</b>	<b>43</b>	<b>67</b>	<b>2.6</b>	<b>44-1</b>	<b>12</b>	<b>13</b>	<b>2</b>	<b>4</b>	<b>176</b>	<b>6.8</b>
<b>TOTAL</b>		<b>107-18</b>	<b>1297/12.1</b>	<b>150-362</b>	<b>.414</b>	<b>43-159</b>	<b>.270</b>	<b>50-78</b>	<b>.641</b>	<b>71</b>	<b>102</b>	<b>173</b>	<b>1.6</b>	<b>161-1</b>	<b>36</b>	<b>52</b>	<b>16</b>	<b>19</b>	<b>393</b>	<b>3.7</b>

### Single Game Highs

Statistic	Value
Points	19 at Bowling Green 01/10/23
Rebounds	7 vs Louisiana Tech 03/19/21
Assists	2 10 times
Steals	3 vs Missouri 03/04/20
Blocks	3 vs Vanderbilt 02/29/20
FG Made	7 at Bowling Green 01/10/23
FG Attempts	14 vs LSU 11/22/22
3FG Made	4 at Bowling Green 01/10/23
3FG Attempts	11 vs LSU 11/22/22
FT Made	4 vs Seattle U 11/19/19
FT Attempts	4 9 times





# 12 • PAT MAYFIELD • FR • G • ELGIN, ILL.



## SEASON STATS

Opponent	Date	GS	MIN	Total		3-Pointers		Free throws		Rebounds				PF	A	TO	BLK	STL	PTS	AVG
				FG-FGA	PCT	3FG-3FGA	PCT	FT-FTA	PCT	OFF	DEF	TOT	AVG							
Muskingum	12/04/2022		05:04	0-1	.000	0-1	.000	0-0	.000	0	0	0	0.0	0	0	0	0	0	0	0.0
Maine	12/19/2022		01:13	1-1	1.000	0-0	.000	0-0	.000	0	1	1	0.5	0	0	0	0	0	2	1.0
at Bradley	12/22/2022		00:39	0-0	.000	0-0	.000	0-0	.000	0	0	0	0.3	0	0	0	0	1	0	0.7
Concord	12/30/2022		02:59	1-2	.500	0-1	.000	0-0	.000	0	3	3	1.0	0	0	0	0	0	2	1.0
NIU	01/03/2023		01:58	0-1	.000	0-0	.000	0-0	.000	0	1	1	1.0	0	0	0	1	0	0	0.8
Eastern Mich.	01/13/2023		04:48	0-1	.000	0-1	.000	1-2	.500	0	2	2	1.2	1	0	0	0	1	1	0.8
at Central Mich.	01/17/2023		01:25	0-0	.000	0-0	.000	0-0	.000	0	0	0	1.0	0	0	0	0	0	0	0.7
at Buffalo	01/31/2023		00:45	0-0	.000	0-0	.000	0-0	.000	0	0	0	0.9	0	0	0	0	0	0	0.6
<b>Totals</b>		<b>0</b>	<b>18:51</b>	<b>2-6</b>	<b>.333</b>	<b>0-3</b>	<b>.000</b>	<b>1-2</b>	<b>.500</b>	<b>0</b>	<b>7</b>	<b>7</b>	<b>0.9</b>	<b>1</b>	<b>0</b>	<b>0</b>	<b>1</b>	<b>2</b>	<b>5</b>	<b>0.6</b>

### Player Averages

Games Played	Minutes/game	Points/game	FG Pct	3FG Pct	FT Pct	Rebounds/game	Assists/game	Turnovers/game	Assist/Turnover ratio	Steals/game	Blocks/game
8	2.4	0.6	33.3	0.0	50.0	0.9	0.0	0.0	0.0	0.3	0.1

## CAREER STATS

SEASON	TEAM	GP-GS	MIN/AVG	Field Goals		3-Point		F-Throws		Rebounds				Scoring						
				FG-FGA	FG%	3FG-3FGA	3FG%	FT-FTA	FT%	OFF	DEF	TOT	AVG	PF	FO	A	TO	BLK	STL	PTS
2022-23	UA	8-0	19/2.4	2-6	.333	0-3	.000	1-2	.500	0	7	7	0.9	1-0	0	0	1	2	5	0.6
<b>TOTAL</b>		<b>8-0</b>	<b>19/2.4</b>	<b>2-6</b>	<b>.333</b>	<b>0-3</b>	<b>.000</b>	<b>1-2</b>	<b>.500</b>	<b>0</b>	<b>7</b>	<b>7</b>	<b>0.9</b>	<b>1-0</b>	<b>0</b>	<b>0</b>	<b>1</b>	<b>2</b>	<b>5</b>	<b>0.6</b>

### Single Game Highs

Statistic	Value	
Points	2	vs Maine 12/19/22, vs Concord 12/30/22
Rebounds	3	vs Concord 12/30/22
Steals	1	at Bradley 12/22/22, vs Eastern Mich. 01/13/23
Blocks	1	vs NIU 01/03/23
FG Made	1	vs Maine 12/19/22, vs Concord 12/30/22
FG Attempts	2	vs Concord 12/30/22
3FG Attempts	1	vs Muskingum 12/04/22, vs Concord 12/30/22, vs Eastern Mich. 01/13/23
FT Made	1	vs Eastern Mich. 01/13/23



# 13 • XAVIER CASTANEDA • JR • G • CHICAGO, ILL.



## SEASON STATS

Opponent	Date	GS	MIN	Total		3-Pointers		Free throws		Rebounds				PF	A	TO	BLK	STL	PTS	AVG
				FG-FGA	PCT	3FG-3FGA	PCT	FT-FTA	PCT	OFF	DEF	TOT	AVG							
South Dakota St.	11/07/2022	*	41:22	9-14	.643	8-12	.667	5-5	1.000	0	1	1	1.0	0	7	2	0	2	31	31.0
vs Mississippi St.	11/11/2022	*	35:18	5-14	.357	3-10	.300	7-10	.700	1	3	4	2.5	2	6	2	0	3	20	25.5
Morgan St.	11/15/2022	*	35:42	2-10	.200	2-8	.250	10-13	.769	0	6	6	3.7	2	2	2	0	2	16	22.3
vs Western Ky.	11/21/2022	*	36:39	6-12	.500	1-4	.250	3-3	1.000	0	4	4	3.8	3	3	2	0	0	16	20.8
vs LSU	11/22/2022	*	36:06	6-16	.375	4-9	.444	12-16	.750	1	5	6	4.2	0	4	3	0	1	28	22.2
vs Nevada	11/23/2022	*	31:01	2-10	.200	2-9	.222	5-7	.714	0	3	3	4.0	2	1	1	0	0	11	20.3
at Marshall	11/30/2022	*	29:41	1-13	.077	1-9	.111	1-4	.250	1	4	5	4.1	2	3	1	0	0	4	18.0
Muskingum	12/04/2022	*	20:56	6-11	.545	5-8	.625	0-0	.000	0	5	5	4.3	0	0	1	1	0	17	17.9
Jackson St.	12/11/2022	*	30:19	5-8	.625	2-4	.500	11-13	.846	1	3	4	4.2	0	2	1	0	1	23	18.4
Wright St.	12/14/2022	*	34:12	5-10	.500	2-6	.333	7-8	.875	0	6	6	4.4	1	3	3	0	2	19	18.5
Maine	12/19/2022	*	28:37	11-15	.733	7-8	.875	4-4	1.000	1	3	4	4.4	0	3	3	0	2	33	19.8
at Bradley	12/22/2022	*	31:02	3-16	.188	3-8	.375	10-11	.909	2	4	6	4.5	0	2	3	0	0	19	19.8
Concord	12/30/2022	*	31:46	3-12	.250	3-9	.333	8-9	.889	1	4	5	4.5	0	3	0	0	1	17	19.5
at Bowling Green	01/10/2023	*	36:39	6-16	.375	3-8	.375	1-1	1.000	0	1	1	4.3	1	5	3	0	2	16	19.3
Eastern Mich.	01/13/2023	*	27:01	5-12	.417	2-9	.222	11-12	.917	1	5	6	4.4	0	5	1	0	0	23	19.5
at Central Mich.	01/17/2023	*	31:30	3-7	.429	1-4	.250	6-9	.667	0	4	4	4.4	3	5	2	0	1	13	19.1
at Western Mich.	01/21/2023	*	36:44	11-25	.440	4-16	.250	6-7	.857	2	5	7	4.5	4	1	1	0	3	32	19.9
Miami (OH)	01/24/2023	*	35:46	8-16	.500	6-13	.462	10-11	.909	1	3	4	4.5	3	2	4	0	0	32	20.6
Ohio	01/28/2023	*	36:05	2-11	.182	2-8	.250	10-11	.909	1	4	5	4.5	1	1	0	0	2	16	20.3
at Buffalo	01/31/2023	*	35:32	10-12	.833	7-8	.875	5-6	.833	2	1	3	4.5	3	1	5	1	0	32	20.9
Kent St.	02/03/2023	*	36:29	6-14	.429	5-9	.556	7-9	.778	0	3	3	4.4	1	0	2	0	1	24	21.0
Toledo	02/07/2023	*	38:28	6-18	.333	3-11	.273	8-8	1.000	1	3	4	4.4	2	1	2	0	2	23	21.1
at Ohio	02/10/2023	*	36:55	10-15	.667	6-10	.600	8-9	.889	0	2	2	4.3	4	1	2	0	1	34	21.7
at Eastern Mich.	02/14/2023	*	25:41	5-14	.357	3-11	.273	3-3	1.000	2	2	4	4.3	2	4	2	0	0	16	21.5
<b>Totals</b>		<b>24</b>	<b>799:31</b>	<b>136-321</b>	<b>.424</b>	<b>85-211</b>	<b>.403</b>	<b>158-189</b>	<b>.836</b>	<b>18</b>	<b>84</b>	<b>102</b>	<b>4.3</b>	<b>36</b>	<b>65</b>	<b>48</b>	<b>2</b>	<b>26</b>	<b>515</b>	<b>21.5</b>

### Player Averages

Games Played	Minutes/game	Points/game	FG Pct	3FG Pct	FT Pct	Rebounds/game	Assists/game	Turnovers/game	Assist/Turnover ratio	Steals/game	Blocks/game
24	33.3	21.5	.424	.403	.836	4.3	2.7	2.0	1.4	1.1	0.1

## CAREER STATS

SEASON	TEAM	GP-GS	MIN/AVG	Field Goals		3-Point		F-Throws		Rebounds				Scoring						
				FG-FGA	FG%	3FG-3FGA	3FG%	FT-FTA	FT%	OFF	DEF	TOT	AVG	PF-FO	A	TO	BLK	STL	PTS	AVG
2018-19	USF	38-3	710/18.7	47-141	.333	17-53	.321	53-76	.697	18	42	60	1.6	57-0	65	59	1	19	164	4.3
2019-20	USF	31-15	792/25.5	52-157	.331	25-80	.313	31-46	.674	6	64	70	2.3	53-0	54	53	2	31	160	5.2
2020-21	USF	20-5	475/23.8	54-150	.360	24-62	.387	37-42	.881	4	42	46	2.3	30-0	52	34	2	9	169	8.5
2021-22	UA	34-34	1089/32.0	140-344	.407	75-201	.373	107-130	.823	23	101	124	3.6	59-2	78	50	3	31	462	13.6
2022-23	UA	24-24	800/33.3	136-321	.424	85-211	.403	158-189	.836	18	84	102	4.3	36-0	65	48	2	26	515	21.5
<b>TOTAL FOR UA</b>		<b>58-58</b>	<b>1888/32.6</b>	<b>276-665</b>	<b>.415</b>	<b>160-412</b>	<b>.388</b>	<b>265-319</b>	<b>.831</b>	<b>41</b>	<b>185</b>	<b>226</b>	<b>3.9</b>	<b>95-2</b>	<b>143</b>	<b>98</b>	<b>5</b>	<b>57</b>	<b>977</b>	<b>16.8</b>
<b>TOTAL</b>		<b>147-81</b>	<b>3866/26.3</b>	<b>429-1113</b>	<b>.385</b>	<b>226-607</b>	<b>.372</b>	<b>386-483</b>	<b>.799</b>	<b>69</b>	<b>333</b>	<b>402</b>	<b>2.7</b>	<b>235-2</b>	<b>314</b>	<b>244</b>	<b>10</b>	<b>116</b>	<b>1470</b>	<b>10.0</b>

### Single Game Highs

Statistic	Value
Points	34 at Ohio 02/10/23
Rebounds	7 4 times
Assists	7 vs South Dakota St. 11/07/22
Steals	5 vs Kent St. 03/12/22
Blocks	1 10 times
FG Made	11 vs Maine 12/19/22, at Western Mich. 01/21/23
FG Attempts	25 at Western Mich. 01/21/23
3FG Made	8 vs South Dakota St. 11/07/22
3FG Attempts	16 at Western Mich. 01/21/23
FT Made	12 vs LSU 11/22/22
FT Attempts	16 vs LSU 11/22/22



# 20 • EVAN WILSON • FR • G • NOBLESVILLE, IND.



## SEASON STATS

Opponent	Date	GS	MIN	Total		3-Pointers		Free throws		Rebounds				Scoring						
				FG-FGA	PCT	3FG-3FGA	PCT	FT-FTA	PCT	OFF	DEF	TOT	AVG	PF	A	TO	BLK	STL	PTS	AVG
vs Mississippi St.	11/11/2022		00:41	0-0	.000	0-0	.000	0-0	.000	0	0	0	0.0	0	0	0	0	0	0	0
Muskingum	12/04/2022		08:01	1-5	.200	1-4	.250	0-2	.000	0	0	0	0.0	2	0	1	0	1	3	1.5
Maine	12/19/2022		03:23	0-0	.000	0-0	.000	0-0	.000	0	1	1	0.3	1	2	0	0	1	0	1.0
at Bradley	12/22/2022		00:39	0-0	.000	0-0	.000	0-0	.000	0	0	0	0.3	0	0	0	0	0	0	0.8
Concord	12/30/2022		04:09	1-1	1.000	1-1	1.000	0-0	.000	0	0	0	0.2	1	1	1	0	0	3	1.2
NIU	01/03/2023		02:20	1-1	1.000	1-1	1.000	0-0	.000	0	0	0	0.2	0	0	0	0	0	3	1.5
Eastern Mich.	01/13/2023		06:23	1-2	.500	1-2	.500	0-0	.000	0	0	0	0.1	0	0	0	0	0	3	1.7
at Central Mich.	01/17/2023		01:25	0-1	.000	0-0	.000	0-0	.000	0	0	0	0.1	0	0	0	0	0	0	1.5
at Buffalo	01/31/2023		00:45	0-0	.000	0-0	.000	0-0	.000	0	0	0	0.1	0	0	0	0	0	0	1.3
at Eastern Mich.	02/14/2023		01:24	0-0	.000	0-0	.000	0-0	.000	0	0	0	0.1	0	0	1	0	0	0	1.2
<b>Totals</b>		<b>0</b>	<b>29:10</b>	<b>4-10</b>	<b>.400</b>	<b>4-8</b>	<b>.500</b>	<b>0-2</b>	<b>.000</b>	<b>0</b>	<b>1</b>	<b>1</b>	<b>0.1</b>	<b>4</b>	<b>3</b>	<b>3</b>	<b>0</b>	<b>2</b>	<b>12</b>	<b>1.2</b>

### Player Averages

Games Played	Minutes/ game	Points/ game	FG Pct	3FG Pct	FT Pct	Rebounds/ game	Assists/ game	Turnovers/ game	Assist/Turnover ratio	Steals/ game	Blocks/ game
10	2.9	1.2	40.0	50.0	0.0	0.1	0.3	0.3	1.0	0.2	0.0

## CAREER STATS

SEASON	TEAM	GP-GS	MIN/AVG	Field Goals		3-Point		F-Throws		Rebounds				Scoring						
				FG-FGA	FG%	3FG-3FGA	3FG%	FT-FTA	FT%	OFF	DEF	TOT	AVG	PF-FO	A	TO	BLK	STL	PTS	AVG
2021-22	UA	6-0	14/2.4	1-4	.250	0-3	.000	0-0	.000	0	0	0	0.0	1-0	2	0	0	1	2	0.3
2022-23	UA	10-0	29/2.9	4-10	.400	4-8	.500	0-2	.000	0	1	1	0.1	4-0	3	3	0	2	12	1.2
<b>TOTAL</b>		<b>16-0</b>	<b>43/2.7</b>	<b>5-14</b>	<b>.357</b>	<b>4-11</b>	<b>.364</b>	<b>0-2</b>	<b>.000</b>	<b>0</b>	<b>1</b>	<b>1</b>	<b>0.1</b>	<b>5-0</b>	<b>5</b>	<b>3</b>	<b>0</b>	<b>3</b>	<b>14</b>	<b>0.9</b>

### Single Game Highs

Statistic	Value
Points	3 4 times
Rebounds	1 vs Maine 12/19/22
Assists	2 vs Maine 12/19/22
Steals	1 vs Wheeling 11/18/21, vs Muskingum 12/04/22, vs Maine 12/19/22
FG Made	1 5 times
FG Attempts	5 vs Muskingum 12/04/22
3FG Made	1 4 times
3FG Attempts	4 vs Muskingum 12/04/22
FT Attempts	2 vs Muskingum 12/04/22



# 22 · MIKAL DAWSON · JR · W · HUNTINGTON, W.VA.



## SEASON STATS

Opponent	Date	GS	MIN	Total		3-Pointers		Free throws		Rebounds				PF	A	TO	BLK	STL	PTS	AVG	
				FG-FGA	PCT	3FG-3FGA	PCT	FT-FTA	PCT	OFF	DEF	TOT	AVG								
at Ohio St.	11/09/2021		10:03	1-5	.200	0-3	.000	0-1	.000	1	1	2	2.0	2	0	2	0	0	2	2.0	
Point Park	11/13/2021		20:24	4-8	.500	4-8	.500	0-0	.000	1	1	2	2.0	3	2	1	0	1	12	7.0	
Wheeling	11/18/2021		20:51	2-4	.500	1-3	.333	0-2	.000	1	2	3	2.3	1	1	2	0	1	5	6.3	
vs Fordham	11/22/2021		16:59	0-1	.000	0-0	.000	0-0	.000	1	1	2	2.3	2	2	0	0	2	0	4.8	
vs App State	11/23/2021		14:13	3-7	.429	2-6	.333	0-0	.000	0	3	3	2.4	2	0	0	0	1	8	5.4	
vs Evansville	11/24/2021		24:26	1-3	.333	1-2	.500	0-0	.000	2	2	4	2.7	2	1	1	0	1	3	5.0	
Marshall	12/01/2021		28:20	0-2	.000	0-1	.000	0-0	.000	3	1	4	2.9	2	1	0	0	0	0	4.3	
Southern U.	12/04/2021		22:49	2-6	.333	2-6	.333	1-2	.500	2	3	5	3.1	4	1	2	0	2	7	4.6	
Florida A&M	12/12/2021		10:18	0-2	.000	0-2	.000	0-0	.000	0	1	1	2.9	3	0	0	0	0	0	4.1	
at Wright St.	12/15/2021		28:14	1-5	.200	1-5	.200	0-0	.000	0	1	1	2.7	2	1	0	0	1	3	4.0	
Buffalo	01/01/2022		27:32	3-6	.500	3-6	.500	0-0	.000	1	3	4	2.8	0	0	0	0	1	9	4.5	
Ohio	01/04/2022		34:35	4-11	.364	4-9	.444	2-2	1.000	0	3	3	2.8	1	2	0	0	1	14	5.3	
Ball St.	01/11/2022		21:51	4-6	.667	2-4	.500	0-1	.000	2	2	4	2.9	4	0	2	1	0	10	5.6	
at Kent St.	01/14/2022		21:27	0-2	.000	0-2	.000	0-0	.000	0	0	0	2.7	2	0	1	0	0	0	5.2	
Western Mich.	01/18/2022		22:41	3-7	.429	3-6	.500	0-0	.000	1	2	3	2.7	2	1	1	0	1	9	5.5	
at Bowling Green	01/20/2022		26:11	1-4	.250	1-4	.250	0-0	.000	1	2	3	2.8	1	0	0	0	0	3	5.3	
Eastern Mich.	01/22/2022		17:39	0-2	.000	0-2	.000	0-0	.000	0	2	2	2.7	1	0	2	0	0	0	5.0	
at Central Mich.	01/25/2022		20:11	0-1	.000	0-1	.000	0-0	.000	2	1	3	2.7	1	1	0	0	0	0	4.7	
at Toledo	01/28/2022		27:42	4-9	.444	3-8	.375	3-3	1.000	3	4	7	2.9	2	0	1	0	0	14	5.2	
Miami (OH)	02/04/2022		26:16	0-4	.000	0-4	.000	2-2	1.000	2	3	5	3.1	1	1	0	0	0	2	5.1	
at Miami (OH)	02/06/2022		17:50	0-1	.000	0-1	.000	1-2	.500	1	0	1	3.0	2	2	0	0	2	1	4.9	
at NIU	02/08/2022		23:54	2-5	.400	2-4	.500	0-0	.000	1	2	3	3.0	2	1	1	0	0	6	4.9	
Kent St.	02/11/2022		19:52	1-3	.333	1-3	.333	1-2	.500	1	2	3	3.0	1	1	1	0	1	4	4.9	
at Western Mich.	02/15/2022		21:22	1-2	.500	1-2	.500	0-0	.000	0	3	3	3.0	1	1	2	0	0	3	4.8	
NIU	02/17/2022	*	22:10	2-5	.400	1-4	.250	2-2	1.000	0	0	0	2.8	3	0	1	0	3	7	4.9	
at Eastern Mich.	02/19/2022	*	23:32	1-4	.250	1-4	.250	0-0	.000	0	3	3	2.8	1	1	0	0	2	3	4.8	
Bowling Green	02/22/2022	*	27:28	4-7	.571	4-7	.571	5-6	.833	0	4	4	2.9	3	0	0	0	2	17	5.3	
at Ohio	02/25/2022	*	37:17	5-8	.625	1-4	.250	4-4	1.000	1	4	5	3.0	2	2	2	0	2	15	5.6	
at Ball St.	03/01/2022	*	34:12	4-9	.444	3-8	.375	0-0	.000	1	3	4	3.0	2	1	0	0	4	11	5.8	
Central Mich.	03/04/2022	*	32:27	1-5	.200	1-4	.250	2-4	.500	3	5	8	3.2	1	2	1	0	1	5	5.8	
vs Buffalo	03/10/2022	*	33:38	5-9	.556	3-4	.750	1-2	.500	2	2	4	3.2	1	1	1	0	1	14	6.0	
vs Toledo	03/11/2022	*	28:19	3-6	.500	3-6	.500	0-0	.000	0	5	5	3.3	3	0	0	1	0	9	6.1	
vs Kent St.	03/12/2022	*	28:38	1-2	.500	1-1	1.000	0-0	.000	2	3	5	3.3	0	1	0	0	3	3	6.0	
vs UCLA	03/17/2022	*	31:27	1-4	.250	0-2	.000	0-0	.000	3	2	5	3.4	1	1	1	0	1	2	5.9	
<b>Totals</b>			<b>10</b>	<b>824:47</b>	<b>64-165</b>	<b>.388</b>	<b>49-136</b>	<b>.360</b>	<b>24-35</b>	<b>.686</b>	<b>38</b>	<b>76</b>	<b>114</b>	<b>3.4</b>	<b>61</b>	<b>28</b>	<b>25</b>	<b>2</b>	<b>34</b>	<b>201</b>	<b>5.9</b>

## CAREER STATS


SEASON	TEAM	GP-GS	MIN/AVG	Field Goals		3-Point		F-Throws		Rebounds				Scoring						
				FG-FGA	FG%	3FG-3FGA	3FG%	FT-FTA	FT%	OFF	DEF	TOT	AVG	PF-FO	A	TO	BLK	STL	PTS	AVG
2019-20	UA	17-0	75/4.4	2-12	.167	0-7	.000	2-4	.500	7	9	16	0.9	9-0	1	6	1	1	6	0.4
2020-21	UA	23-0	305/13.3	34-81	.420	20-62	.323	10-13	.769	19	31	50	2.2	25-0	14	9	0	10	98	4.3
2021-22	UA	34-10	825/24.3	64-165	.388	49-136	.360	24-35	.686	38	76	114	3.4	61-0	28	25	2	34	201	5.9
<b>TOTAL</b>		<b>74-10</b>	<b>1205/16.3</b>	<b>100-258</b>	<b>.388</b>	<b>69-205</b>	<b>.337</b>	<b>36-52</b>	<b>.692</b>	<b>64</b>	<b>116</b>	<b>180</b>	<b>2.4</b>	<b>95-0</b>	<b>43</b>	<b>40</b>	<b>3</b>	<b>45</b>	<b>305</b>	<b>4.1</b>

### Single Game Highs

Statistic	Value	
Points	17	vs Bowling Green 02/22/22
Rebounds	8	vs Central Mich. 03/04/22
Assists	2	9 times
Steals	4	at Ball St. 03/01/22
Blocks	1	at Bowling Green 02/25/20, vs Ball St. 01/11/22, vs Toledo 03/11/22
FG Made	5	at Western Mich. 01/23/21, at Ohio 02/25/22, vs Buffalo 03/10/22
FG Attempts	11	vs Ohio 01/04/22
3FG Made	4	vs Point Park 11/13/21, vs Ohio 01/04/22, vs Bowling Green 02/22/22
3FG Attempts	9	vs Cedarville 12/12/20, vs Ohio 01/04/22
FT Made	5	vs Bowling Green 02/22/22
FT Attempts	6	vs Bowling Green 02/22/22



# 25 • ENRIQUE FREEMAN • JR • F • CLEVELAND, OHIO



## SEASON STATS

Opponent	Date	GS	MIN	Total		3-Pointers		Free throws		Rebounds				PF	A	TO	BLK	STL	PTS	AVG
				FG-FGA	PCT	3FG-3FGA	PCT	FT-FTA	PCT	OFF	DEF	TOT	AVG							
South Dakota St.	11/07/2022	*	34:07	10-15	.667	0-0	.000	3-4	.750	5	9	14	14.0	4	6	3	1	0	23	23.0
vs Mississippi St.	11/11/2022	*	27:33	3-5	.600	0-0	.000	3-4	.750	1	2	3	8.5	3	0	2	0	2	9	16.0
Morgan St.	11/15/2022	*	34:30	7-13	.538	0-0	.000	3-6	.500	7	6	13	10.0	2	2	3	3	1	17	16.3
vs Western Ky.	11/21/2022	*	35:18	7-8	.875	0-1	.000	4-8	.500	3	8	11	10.3	2	3	2	0	0	18	16.8
vs LSU	11/22/2022	*	33:60	1-6	.167	0-0	.000	1-4	.250	5	5	10	10.2	1	2	1	1	0	3	14.0
vs Nevada	11/23/2022	*	35:27	4-11	.364	0-0	.000	1-3	.333	2	7	9	10.0	3	2	2	1	0	9	13.2
at Marshall	11/30/2022	*	28:17	4-12	.333	0-0	.000	2-4	.500	4	10	14	10.6	4	2	2	0	1	10	12.7
Muskingum	12/04/2022	*	22:46	3-3	1.000	0-0	.000	2-4	.500	1	3	4	9.8	0	2	2	1	2	8	12.1
Jackson St.	12/11/2022	*	33:48	7-7	1.000	0-0	.000	3-4	.750	1	8	9	9.7	0	5	0	3	1	17	12.7
Wright St.	12/14/2022	*	24:04	4-9	.444	0-0	.000	0-0	.000	5	10	15	10.2	4	2	3	0	0	8	12.2
Maine	12/19/2022	*	24:17	7-12	.583	0-0	.000	0-0	.000	2	6	8	10.0	0	2	3	1	0	14	12.4
at Bradley	12/22/2022	*	31:02	5-12	.417	0-0	.000	1-3	.333	5	5	10	10.0	1	0	4	0	2	11	12.3
Concord	12/30/2022	*	24:11	7-8	.875	0-0	.000	4-10	.400	3	7	10	10.0	3	2	2	2	0	18	12.7
NIU	01/03/2023	*	30:32	10-18	.556	0-0	.000	7-10	.700	4	11	15	10.4	1	2	3	0	3	27	13.7
at Ball St.	01/06/2023	*	33:44	9-13	.692	0-0	.000	5-6	.833	5	9	14	10.6	4	1	4	2	2	23	14.3
at Bowling Green	01/10/2023	*	33:17	6-11	.545	0-1	.000	9-10	.900	3	13	16	10.9	2	1	1	1	0	21	14.8
Eastern Mich.	01/13/2023	*	20:34	5-7	.714	0-0	.000	10-11	.909	3	6	9	10.8	2	1	2	1	0	20	15.1
at Central Mich.	01/17/2023	*	22:52	2-4	.500	0-0	.000	4-6	.667	2	7	9	10.7	5	0	2	1	1	8	14.7
at Western Mich.	01/21/2023	*	36:00	3-7	.429	0-0	.000	0-0	.000	4	7	11	10.7	2	2	0	3	1	6	14.2
Miami (OH)	01/24/2023	*	24:10	5-7	.714	0-0	.000	3-4	.750	3	5	8	10.6	5	2	2	1	0	13	14.2
Ohio	01/28/2023	*	37:46	14-18	.778	0-0	.000	4-9	.444	4	11	15	10.8	1	2	3	0	0	32	15.0
at Buffalo	01/31/2023	*	36:26	9-15	.600	0-0	.000	0-2	.000	1	8	9	10.7	2	2	2	2	0	18	15.1
Kent St.	02/03/2023	*	37:01	4-6	.667	1-1	1.000	10-12	.833	3	14	17	11.0	1	3	2	3	0	19	15.3
Toledo	02/07/2023	*	28:29	5-11	.455	0-0	.000	0-1	.000	4	8	12	11.0	4	3	2	0	0	10	15.1
at Ohio	02/10/2023	*	36:09	10-16	.625	0-0	.000	1-6	.167	7	5	12	11.1	0	1	3	3	0	21	15.3
at Eastern Mich.	02/14/2023	*	24:40	9-12	.750	0-0	.000	4-7	.571	4	11	15	11.2	3	1	1	1	0	22	15.6
<b>Totals</b>		<b>26</b>	<b>790:59</b>	<b>160-266</b>	<b>.602</b>	<b>1-3</b>	<b>.333</b>	<b>84-138</b>	<b>.609</b>	<b>91</b>	<b>201</b>	<b>292</b>	<b>11.2</b>	<b>59</b>	<b>51</b>	<b>56</b>	<b>31</b>	<b>16</b>	<b>405</b>	<b>15.6</b>

### Player Averages

Games Played	Minutes/ game	Points/ game	FG Pct	3FG Pct	FT Pct	Rebounds/ game	Assists/ game	Turnovers/ game	Assist/Turnover ratio	Steals/ game	Blocks/ game
26	30.4	15.6	60.2	33.3	60.9	11.2	2.0	2.2	0.9	0.6	1.2

## CAREER STATS

SEASON	TEAM	GP-GS	MIN/AVG	Field Goals		3-Point		F-Throws		Rebounds				Scoring						
				FG-FGA	FG%	3FG-3FGA	3FG%	FT-FTA	FT%	OFF	DEF	TOT	AVG	PF-FO	A	TO	BLK	STL	PTS	AVG
2019-20	UA	7-0	13/1.9	1-1	1.000	0-0	.000	3-4	.750	1	3	4	0.6	1-0	0	0	1	0	5	0.7
2020-21	UA	23-20	517/22.5	77-104	.740	0-0	.000	27-41	.659	65	146	211	9.2	58-0	7	34	44	12	181	7.9
2021-22	UA	34-34	981/28.8	175-263	.665	0-3	.000	100-154	.649	111	256	367	10.8	100-4	46	64	41	16	450	13.2
2022-23	UA	26-26	791/30.4	160-266	.602	1-3	.333	84-138	.609	91	201	292	11.2	59-2	51	56	31	16	405	15.6
<b>TOTAL</b>		<b>90-80</b>	<b>2302/25.6</b>	<b>413-634</b>	<b>.651</b>	<b>1-6</b>	<b>.167</b>	<b>214-337</b>	<b>.635</b>	<b>268</b>	<b>606</b>	<b>874</b>	<b>9.7</b>	<b>218-6</b>	<b>104</b>	<b>154</b>	<b>117</b>	<b>44</b>	<b>1041</b>	<b>11.6</b>

### Single Game Highs

Statistic	Value	
Points	32	vs Ohio 01/28/23
Rebounds	21	vs Malone 12/19/20
Assists	6	vs South Dakota St. 11/07/22
Steals	3	vs NIU 01/03/23
Blocks	5	at Central Mich. 01/25/22, at Western Mich. 02/15/22
FG Made	14	vs Ohio 01/28/23
FG Attempts	18	vs NIU 01/03/23, vs Ohio 01/28/23
3FG Made	1	vs Kent St. 02/03/23
3FG Attempts	1	6 times
FT Made	10	vs Eastern Mich. 01/13/23, vs Kent St. 02/03/23
FT Attempts	12	vs Marshall 12/01/21, vs Kent St. 02/03/23



# 34 • NATE JOHNSON • FR • F • LIBERTY TWP, OHIO



## SEASON STATS

Opponent	Date	GS	MIN	Total		3-Pointers		Free throws		Rebounds				PF	A	TO	BLK	STL	PTS	AVG
				FG-FGA	PCT	3FG-3FGA	PCT	FT-FTA	PCT	OFF	DEF	TOT	AVG							
South Dakota St.	11/07/2022		25:09	3-4	.750	1-2	.500	0-0	.000	0	2	2	2.0	2	1	0	1	1	7	7.0
vs Mississippi St.	11/11/2022		18:51	0-2	.000	0-2	.000	0-0	.000	0	1	1	1.5	1	0	0	0	0	0	3.5
Morgan St.	11/15/2022		21:20	4-6	.667	2-2	1.000	1-2	.500	1	1	2	1.7	2	1	1	0	2	11	6.0
vs Western Ky.	11/21/2022		29:08	3-3	1.000	3-3	1.000	0-0	.000	2	3	5	2.5	2	1	2	0	1	9	6.8
vs LSU	11/22/2022		20:20	0-2	.000	0-0	.000	0-0	.000	5	2	7	3.4	0	0	2	0	0	0	5.4
vs Nevada	11/23/2022		19:18	1-3	.333	0-1	.000	0-0	.000	0	3	3	3.3	4	0	1	0	2	2	4.8
at Marshall	11/30/2022	*	23:59	0-4	.000	0-1	.000	0-0	.000	2	3	5	3.6	1	0	2	0	0	0	4.1
Muskingum	12/04/2022		13:28	4-6	.667	1-2	.500	0-0	.000	1	2	3	3.5	2	0	1	0	0	9	4.8
Jackson St.	12/11/2022		11:27	0-3	.000	0-2	.000	0-0	.000	0	1	1	3.2	0	1	1	0	1	0	4.2
Wright St.	12/14/2022		12:38	0-1	.000	0-0	.000	0-0	.000	0	3	3	3.2	0	1	2	0	1	0	3.8
Maine	12/19/2022		17:36	0-1	.000	0-0	.000	1-2	.500	1	0	1	3.0	2	1	0	0	1	1	3.5
at Bradley	12/22/2022		15:26	0-2	.000	0-1	.000	0-0	.000	0	3	3	3.0	0	0	2	0	0	0	3.3
Concord	12/30/2022		15:48	4-6	.667	1-2	.500	0-0	.000	0	1	1	2.8	1	0	1	0	4	9	3.7
NIU	01/03/2023		29:53	3-6	.500	1-2	.500	1-2	.500	1	1	2	2.8	1	0	0	0	0	8	4.0
at Ball St.	01/06/2023		17:21	2-3	.667	0-0	.000	2-2	1.000	0	1	1	2.7	5	1	1	0	0	6	4.1
at Bowling Green	01/10/2023		15:16	0-1	.000	0-0	.000	2-2	1.000	1	3	4	2.8	4	1	0	0	0	2	4.0
Eastern Mich.	01/13/2023		13:50	2-4	.500	0-2	.000	0-0	.000	1	4	5	2.9	2	2	0	0	0	4	4.0
at Central Mich.	01/17/2023		21:28	2-5	.400	1-4	.250	0-0	.000	1	2	3	2.9	0	1	2	0	3	5	4.1
at Western Mich.	01/21/2023		11:01	1-2	.500	1-1	1.000	0-0	.000	0	0	0	2.7	1	0	0	0	0	3	4.0
Miami (OH)	01/24/2023		17:50	1-3	.333	0-1	.000	0-0	.000	2	2	4	2.8	2	2	0	0	0	2	3.9
Ohio	01/28/2023		22:25	1-1	1.000	1-1	1.000	0-0	.000	1	3	4	2.9	0	3	2	0	1	3	3.9
at Buffalo	01/31/2023		19:25	4-5	.800	2-2	1.000	0-0	.000	2	4	6	3.0	2	1	3	0	0	10	4.1
Kent St.	02/03/2023		18:52	0-1	.000	0-1	.000	1-2	.500	0	0	0	2.9	2	1	0	0	2	1	4.0
Toledo	02/07/2023		13:22	0-1	.000	0-0	.000	0-0	.000	0	0	0	2.8	2	0	1	0	0	0	3.8
at Ohio	02/10/2023		27:41	2-4	.500	1-2	.500	0-0	.000	1	4	5	2.8	2	2	3	0	2	5	3.9
at Eastern Mich.	02/14/2023	*	22:54	5-11	.455	3-6	.500	0-0	.000	3	4	7	3.0	1	2	0	0	1	13	4.2
<b>Totals</b>			<b>2 495:45</b>	<b>42-90</b>	<b>.467</b>	<b>18-40</b>	<b>.450</b>	<b>8-12</b>	<b>.667</b>	<b>25</b>	<b>53</b>	<b>78</b>	<b>3.0</b>	<b>41</b>	<b>22</b>	<b>27</b>	<b>1</b>	<b>22</b>	<b>110</b>	<b>4.2</b>

### Player Averages

Games Played	Minutes/game	Points/game	FG Pct	3FG Pct	FT Pct	Rebounds/game	Assists/game	Turnovers/game	Assist/Turnover ratio	Steals/game	Blocks/game
--------------	--------------	-------------	--------	---------	--------	---------------	--------------	----------------	-----------------------	-------------	-------------

## CAREER STATS

		Field Goals		3-Point		F-Throws		Rebounds				Scoring								
SEASON	TEAM	GP-GS	MIN/AVG	FG-FGA	FG%	3FG-3FGA	3FG%	FT-FTA	FT%	OFF	DEF	TOT	AVG	PF-FO	A	TO	BLK	STL	PTS	AVG
2022-23	UA	26-2	496/19.1	42-90	.467	18-40	.450	8-12	.667	25	53	78	3.0	41-1	22	27	1	22	110	4.2
<b>TOTAL</b>		<b>26-2</b>	<b>496/19.1</b>	<b>42-90</b>	<b>.467</b>	<b>18-40</b>	<b>.450</b>	<b>8-12</b>	<b>.667</b>	<b>25</b>	<b>53</b>	<b>78</b>	<b>3.0</b>	<b>41-1</b>	<b>22</b>	<b>27</b>	<b>1</b>	<b>22</b>	<b>110</b>	<b>4.2</b>

### Single Game Highs

Statistic	Value	
Points	13	at Eastern Mich. 02/14/23
Rebounds	7	at Eastern Mich. 02/14/23, vs LSU 11/22/22
Assists	3	vs Ohio 01/28/23
Steals	4	vs Concord 12/30/22
Blocks	1	vs South Dakota St. 11/07/22
FG Made	5	at Eastern Mich. 02/14/23
FG Attempts	11	at Eastern Mich. 02/14/23
3FG Made	3	vs Western Ky. 11/21/22, at Eastern Mich. 02/14/23
3FG Attempts	6	at Eastern Mich. 02/14/23
FT Made	2	at Ball St. 01/06/23, at Bowling Green 01/10/23
FT Attempts	2	6 times



# JOHN GROCE

Head Coach

Sixth Season at Akron

15th Season Overall

Taylor '94

Groce became the Akron Zips 22nd head coach on April 6, 2017. He completed his fifth season at Akron with a 94-59 overall record, including a 63-25 mark over the last three seasons.

In Mid-American Conference play, the Zips are 54-38 under Groce and 40-16 over the last three years, owning the best winning percentage (.714) in the league.

Groce has a long track record of building championship caliber teams and

all-around successful young men. The program's mission "to be impactful", and the vision "OneAkron", resonates with everyone involved in the program as he is notorious for saying "It takes a village."

In 2022, The University of Akron basketball program claimed the 2022 MAC Men's Basketball Tournament Championship and advanced to the 2022 NCAA Tournament for the fifth time in program history. Akron entered NCAA Tournament as a No. 13 seed and played against the No. 4 seed UCLA Bruins in the First Round of the East Region at the Moda Center in Portland, Oregon on March 17, 2022. The Zips fell 57-53. Akron won eight consecutive games entering the NCAA Tournament, including the last five regular season games and the three MAC Tournament games. The Zips finished the season with a 24-10 overall record and 14-6 record in league play.

In 2020, the Zips matched the best regular season record in program history at 24-7. Groce led the Zips to five consecutive Mid-American Conference Tournaments, earning the No. 4 seed and defeating fifth-seeded Buffalo (70-68) in the quarterfinal round, top-seeded Toledo (70-62) in the semifinal round and second-seeded Kent State (75-55) in the finals. Akron earned No. 1 seed in 2020 - the 2020 MAC Tournament was canceled due to the COVID-19 pandemic.

During his 27-year coaching career, he has helped coach teams to 19 postseason appearances in 24 opportunities, including six regular season conference championships, eight conference tournament championships, a National Runner-up, an Elite 8, an NCAA Sweet 16 and seven Round of 32 appearances. Over 27 years his teams have not only shown consistent success on the court but have demonstrated sustained excellence in the classroom as well.

Prior to joining the Zips, Groce was head men's basketball coach at the University of Illinois for five seasons. During his tenure at Illinois, he led the Illini to an average of 19 wins per season along with postseason appearances in four of his five years in Champaign, owning a 95-75 record.

He arrived at Illinois after four seasons as head coach at Ohio University, where he led the Bobcats to an 85-56 overall record as well as Mid-American Conference Tournament titles and NCAA Tournament appearances in 2010 and 2012. Groce pursued building a championship program in all phases. There were signature wins on the court, player development improvements, recruiting success, and achievement in the classroom as well.

Ohio was the story of the 2012 Tournament, advancing to the Sweet 16 as a No. 13 seed with victories over No. 4 seed Michigan followed by No. 12 seed South Florida. The Bobcats made a strong push for the Elite Eight before falling to No. 1 seed North Carolina in overtime in the regional semifinal. It marked just the second time in Ohio's school history and first since 1964 that the Bobcats won multiple games in the NCAA Tournament. Ohio finished the 2012 season with a school-record 29 wins and was known for its pressure defense, ranking second nationally in turnover percentage and third in steals percentage.

Ohio also made noise in the 2010 postseason. Playing in the school's first NCAA Tournament game in five seasons, the Bobcats received a No. 14 seed and defeated No. 3 seed Georgetown. With the 2010 and 2012 NCAA performances, Ohio became just the sixth school ever to win Tournament games as both a 13 and 14 seed.

Groce earned his first head-coaching job at Ohio following four seasons on Thad Matta's staff at Ohio State from 2005-08, the first two as assistant coach and last two as associate head coach. During Groce's time in Columbus the Buckeyes amassed a record of 105-35, advanced to the NCAA Championship game in 2007 and second round in 2006, claimed back-to-back outright Big Ten Championships in 2006 and 2007 and won the NIT in 2008.

Groce played a key role in recruiting many of the top players at Ohio State and was named Rivals' 2006 National Recruiter of the Year.

Groce earned a bachelor's degree in mathematics from Taylor in 1994. He and his wife, Allison, have two sons, Conner and Camden, and a daughter, Cate.

## THE JOHN GROCE FILE

### COACHING EXPERIENCE

2018-present	Akron	Head Coach
2013-17	Illinois	Head Coach
2009-12	Ohio	Head Coach
2007-08	Ohio State	Associate Head Coach
2005-06	Ohio State	Assistant Coach
2002-04	Xavier	Assistant Coach
2001	Butler	Assistant Coach
1997-00	N.C. State	Assistant Coach
1994-96	Taylor	Assistant Coach

### YEAR-BY-YEAR COACHING RECORD

Year	Team	Overall	Conference	Finish/Postseason
2008-09	Ohio	15-17 (.468)	7-9 (.438)	6th East
2009-10	Ohio	22-15 (.595)	7-9 (.438)	5th East, NCAA Second Round
2010-11	Ohio	19-16 (.543)	9-7 (.563)	3rd East, CIT Quarterfinals
2011-12	Ohio	29-8 (.784)	11-5 (.688)	3rd East, NCAA Sweet 16
<b>Ohio Totals (4 seasons)</b>		<b>85-56 (.603)</b>	<b>34-30 (.531)</b>	
2012-13	Illinois	23-13 (.639)	8-10 (.444)	T7th, NCAA Third Round
2013-14	Illinois	20-15 (.571)	7-11 (.389)	T8th, NIT Second Round
2014-15	Illinois	19-14 (.576)	9-9 (.500)	T7th, NIT First Round
2015-16	Illinois	15-19 (.441)	5-13 (.278)	12th
2016-17	Illinois	18-14 (.563)	8-10 (.444)	9th
<b>Illinois (5 seasons)</b>		<b>97-76 (.561)</b>	<b>37-53 (.411)</b>	
2017-18	Akron	14-18 (.438)	6-12 (.333)	6th East
2018-19	Akron	17-16 (.515)	8-10 (.444)	4th East
2019-20	Akron	24-7 (.770)	14-4 (.760)	1st, MAC Champions
2020-21	Akron	15-8 (.667)	12-6 (.667)	3rd in MAC
2021-22	Akron	24-10 (.714)	14-6 (.727)	t-3rd, NCAA First Round
2022-23	Akron	18-8 (.667)	10-3 (.800)	
<b>Akron (5 seasons)</b>		<b>112-67 (.619)</b>	<b>64-401(.597)</b>	
<b>Career Totals (12 seasons)</b>		<b>233-199 (.593)</b>	<b>135-124 (.513)</b>	

**BIRTHDATE:** Sept. 7, 1971 **EDUCATION:** Taylor University, B.S. in mathematics, 1994  
**HOMETOWN:** Danville, Ind. **PLAYING CAREER:** 1991-93 Basketball (Taylor)  
**FAMILY:** Wife- Allison, Children- Conner, Camden, and Cate



## Groce ALL-Time Record vs Opponents

### THE NUMBERS ON AKRON HOOPS...

**4** Akron has won three MAC tournament titles to represent the league in the NCAA Tournament.

**17** The number of times the Zips have finished in the top-three in the MAC East since divisional play began during the 1997-98 season.

**19** Only 10 teams had at least 19 wins every season since the start of the 2004-05 campaign, including the Zips.

**21** Akron was one of just four programs in all of Division I basketball to post at least 21 wins in 12 straight-seasons.

**87** Akron has posted 87 winning seasons in 121 years of basketball.

**86.6** The Zips have a home winning percentage of 86.6 since the start of the 2004-05 campaign (254-38).

**138** The number of wins in league play the Zips have posted since the start of the 2012 MAC schedule 138-68, .696).

**218** Akron has posted 218 wins in conference play since the 2004-05 season (218-100). The Zips' 218 wins are the most in the league during that stretch.

**254** Akron has posted 254 home wins since the 2004-05 campaign (254-39, .866).

**429** The number of wins the Zips have posted since the start of the 2004-05 season, the most victories in the MAC.

**713** The number of consecutive games that Akron has made at least one 3-point basket.

**1,690** The Zips have won 1,690 games in their 122 seasons of basketball. Akron was the 56th Division I program to post 1,500 all-time wins.

Opponent	UA W-L	TOT W-L			
Akron	0-0	6-4	Minnesota	0-0	6-3
Alabama	0-0	0-1	Mississippi State	0-1	0-1
Alabama State	1-0	2-0	Mississippi Valley State	1-0	1-0
American	0-0	1-0	Missouri	0-0	4-1
Appalachian State	1-1	1-1	Morgan State	1-0	2-0
Arkansas State	0-0	1-0	Muskingum	0-0	0-0
Auburn	0-0	2-0	Nebraska	0-0	5-3
Austin Peay	0-0	2-1	Nevada	0-2	0-2
BYU	0-0	1-0	Norfolk State	0-0	2-0
Ball State	5-4	8-7	North Carolina	0-0	0-1
Baylor	0-0	1-0	North Carolina Central	1-0	1-0
Boston U.	0-0	1-0	North Carolina A&T	0-0	2-0
Bowling Green	9-3	12-9	North Carolina State	0-0	1-0
Bradley	0-1	1-1	North Dakota State	0-0	1-0
Brown	0-0	1-0	North Florida	0-0	0-1
Bucknell	0-0	1-0	Northern Illinois	5-3	9-3
Buffalo	4-8	9-12	Northern Iowa	0-0	1-0
Butler	0-0	1-0	Northern Kentucky	0-0	1-0
Carnegie Mellon	1-0	1-0	Northwestern	0-0	5-3
Cedarville	2-0	2-0	Notre Dame	0-0	0-1
Central Michigan	7-1	10-3	Oakland	0-0	1-1
Chaminade	0-0	1-0	Ohio	7-5	7-5
Chattanooga	1-0	1-1	Ohio Valley	0-0	1-0
Chicago State	1-0	3-0	Ohio State	0-1	2-7
Clemson	0-1	0-2	Oregon	0-0	0-2
Cleveland State	1-0	1-0	Penn State	0-0	4-3
Colgate	0-0	1-0	Pittsburgh	0-0	0-1
Colorado	0-0	1-0	Point Park	1-0	1-0
Concord	3-0	3-0	Portland	0-0	1-0
Coppin State	0-0	1-0	Princeton	0-1	0-1
Dartmouth	0-0	1-0	Providence	0-0	0-1
Davidson	0-1	0-1	Purdue	0-0	3-5
Dayton	0-1	0-1	Robert Morris	0-0	0-3
Delaware	0-0	2-1	Rutgers	0-0	3-1
Detroit Mercy	1-0	2-0	St. Bonaventure	1-1	1-2
Eastern Kentucky	0-0	2-1	St. Francis (N.Y.)	0-0	2-0
Eastern Michigan	9-3	11-5	St. Francis (Pa.)	0-0	1-0
East Tennessee State	0-0	0-1	Santa Clara	0-0	1-0
Elon	0-0	1-0	South Carolina Upstate	1-0	1-0
Evansville	1-0	1-0	South Dakota	0-0	1-0
Fordham	0-1	0-1	South Dakota State	1-0	1-0
Florida State	0-0	0-1	South Florida	0-0	1-0
Florida A&M	1-0	1-0	Southeast Missouri	0-0	1-0
Gardner-Webb	0-0	1-0	Southern	2-0	2-0
George Mason	0-0	0-1	Temple	0-0	0-1
Georgetown	0-0	1-0	Tennessee	0-0	0-1
Georgia Southern	0-0	1-0	Tennessee-Martin	1-0	2-0
Georgia Tech	0-0	1-1	Tennessee State	1-0	1-0
Gonzaga	0-0	1-0	Texas A&M-Corpus Christi	0-0	1-0
Hampton	0-0	1-0	Toledo	1-7	6-8
Hawaii	0-0	1-0	Towson	0-0	0-0
Holy Cross	0-0	1-0	Tulane	1-0	1-0
Illinois State	0-1	2-1	Tulsa	0-0	1-1
Indiana	0-0	3-6	UAB	0-0	1-0
Indiana State	0-0	2-0	UIC	0-0	2-0
Iowa	0-0	4-4	UNC Asheville	0-0	1-0
Iowa State	0-0	0-1	UNLV	0-0	1-0
IPFW	1-1	2-1	USC	0-1	1-1
IUPUI	0-0	2-1	VCU	0-0	1-0
Jacksonville State	1-0	2-0	Valparaiso	0-0	2-0
Kansas	0-0	0-1	Villanova	0-0	0-1
Kennesaw State	0-0	2-0	West Virginia	0-1	0-2
Kent State	7-5	11-10	Western Carolina	0-0	2-0
Lamar	0-0	2-1	Western Kentucky	1-0	1-0
Louisville	0-1	0-3	Western Michigan	6-2	9-4
Liberty	0-1	0-1	Wheeling	1-0	1-0
LSU	0-1	0-1	William & Mary	0-0	1-0
Maine	1-0	1-0	Winthrop	0-0	1-1
Malone	3-0	3-0	Wisconsin	0-0	0-8
Marietta	0-0	1-0	Wright State	2-0	4-0
Massachusetts	1-0	1-0	Xavier	0-0	0-1
Marshall	2-2	4-5	Yale	0-0	1-0
Maryland	0-0	1-3	Youngstown State	1-0	1-0
McKendree	0-0	1-0	TOTAL	112-67	294-199
Merrimack	1-0	1-0			
Miami (Fla.)	0-0	0-2			
Miami (Ohio)	8-3	14-6			
Michigan	0-0	3-9			
Michigan State	0-0	3-4			
Middle Tennessee	0-0	1-0			





### LAST TIME AKRON...

**Scored 50+ points in a half: 7x Most:** vs Point Park (50), 11/13/21 (2nd)  
**Scored 55+ points in a half:** vs. Detroit (58), 12/18/13 (2nd)  
**Scored 60+ points in a half:** vs. Denison (70), 12/7/05 (1st)  
**Scored 90+ Points:** vs. Youngstown State (98), 11/10/18  
**Scored 90+ Points (MAC):** Buffalo (91) 1/28/17  
**Scored 100+ Points:** vs. Point Park (102), 11/13/21  
**Scored 100+ Points (MAC):** at Northern Illinois (101, 2ot), 1/29/03  
**Scored 110+ Points:** vs. Ball State (106, 2ot), 1/27/18  
**Scored 110+ Points (MAC):** vs. Ball State (111, 2ot), 1/27/18  
**Scored 120+ Points:** vs. Denison (123), 12/7/05  
**Scored 50 points or less:** at Gonzaga (43), 12/10/16  
**Scored 50 points or less (MAC):** vs. Ohio (50), 2/22/14  
**Scored 100 points in consecutive games:** vs. Ball State (105, ot), 1/4/03; at Ohio (104, 4ot), 1/8/03  
**Scored 100 points in 3+ consecutive games:** vs. Central Connecticut (100), 12/3/67; vs. Marietta (100), 12/10/67; at Heidelberg (102), 12/13/67  
**Won a game by 20+ points:** vs. Radford (47, 88-41), 11/17/16  
**Won a game by 30+ points:** vs. Chicago State (41, 87-46), 11/16/18  
**Won by one point:** at Buffalo (91-90), 1/28/17  
**Lost by one point:** at Northern Illinois (80-79), 2/13/16  
**Consecutive games decided by one point:** at Bowling Green (W, 69-68), 1/31/15; at Ohio (L, 83-82), 2/4/15  
**Made 35+ field goals:** vs. Point Park (36), 11/13/21  
**Made 40+ field goals:** vs. Denison (46), 12/7/05  
**Made 45+ field goals:** vs. Denison (46), 12/7/05  
**Made 50+ field goals:** vs. Hiram (57), 2/25/61  
**Shot over 50% from the field:** vs. Point Park (.500, 36-72), 11/13/21  
**Shot over 60% from the field:** at IPFW (.643, 36-56), 3/19/14  
**Shot over 65% from the field:** at Kent State (.660, 33-55), 1/24/98  
**Shot under 30% from the field:** at North Dakota State (.298, 17-57), 12/16/14  
**Made 10+ 3-pointers:** vs. Point Park (13) 11/13/21  
**Made 15+ 3-pointers (4x Last):** at Eastern Michigan (18) 2/10/17  
**Made 20+ 3-pointers:** vs. BGSU (20) 3/1/16  
**Made 0 3-pointers:** vs. Purdue, 12/7/00  
**Shot over 50% from 3-point (10 att):** vs. Buffalo (.591, 13-22), 2/24/17  
**Shot over 60% from 3-point (10 att):** at Ohio (.600, 9-15), 1/12/14  
**Shot over 70% from 3-point (10 att):** vs. Ohio (.750, 9-12), 3/10/12  
**Shot over 75% from 3-point (8 att):** vs. Northern Ill. (.778, 7-9), 2/19/90  
**Made 20+ free throws:** vs. Buffalo (20), 2/24/17  
**Made 25+ free throws:** vs. Buffalo (26), 1/28/17  
**Made 30+ free throws:** vs. Youngstown State (35), 12/21/07  
**Made 35+ free throws:** vs. Youngstown State (35), 12/21/07  
**Made 40+ free throws:** vs. Ball State (.905, 19-of-21), 1/27/18  
**Shot 100% from foul line (min. 10 att.):** vs. Bowling Green (10-10), 2/21/17  
**Had 15+ steals:** vs. Bluffton (17), 12/20/14  
**Had 20+ steals:** vs. Tiffin (20), 11/19/06  
**Had 20+ assists:** at Ohio (21), 2/27/13  
**Had 25+ assists:** vs. North Carolina Central (26), 12/8/07  
**Had 30+ assists:** vs. Denison (31), 12/7/05  
**Had 50+ rebounds:** vs. Arkansas-Pine Bluff (50), 12/18/12  
**Had 60+ rebounds:** vs. Coppin State (61), 1/2/13  
**Won rebounds by +20:** vs. Coppin State (29, 61-32), 1/2/13  
**Lost rebounds by +20:** vs. Canisius (20, 27-47), 11/15/08  
**Had 10+ blocked shots:** at Buffalo (10), 2/16/16  
**Had 15+ blocked shots:** vs. Kent State (15), 3/12/11  
**Had 5 or fewer turnovers:** vs. Youngstown State (5), 11/10/18  
**Had 10 or fewer turnovers:** at Western Michigan (8), 1/24/17  
**Had 20+ turnovers:** vs. Miami (Ohio) (20), 2/21/15  
**Had 25+ turnovers:** vs. Arkansas-Pine Bluff (25), 12/18/12  
**Won in overtime:** at Ohio (83-80, 2OT), 1/12/14  
**Lost in overtime:** vs. Ohio State (NIT: 72-63), 3/15/16  
**Played in two overtimes:** vs. Ball State (L, 111-106, 2ot), 1/27/18  
**Played in three overtimes:** vs. Xavier (L, 113-111), 12/21/96  
**Played in four overtimes:** at Ohio (L, 112-104), 1/8/02  
**Played in five overtimes:** at Eastern Kentucky (W, 88-86), 1/26/84  
**Played consecutive overtime games:** vs. Ball State (W, 105-104, ot), 1/4/03; at Ohio (L, 112-104, 4ot), 1/8/03  
**Overcame a 10+ point deficit to win:** Trailed 38-27 vs. CMU, won 89-85, 11/10/17  
**Overcame a 15+ point deficit to win:** Trailed 52-37 at NIU, won 76-73, 1/31/17  
**Overcame a 20+ point deficit to win:** Trailed 32-12 vs. Buffalo, won 68-64, 1/26/13

### LAST TIME AN OPPONENT...

**Scored 50+ points in a half:** vs. Davidson (52), 12/25/17 (2nd)  
**Scored 55+ points in a half:** vs. USC (55), 12/22/17 (2nd)  
**Scored 60+ points in a half:** at Louisville (65), 12/10/05 (2nd)  
**Scored 90+ Points:** Davidson (90), 12/25/17  
**Scored 90+ Points (MAC):** Buffalo (90), 1/28/17  
**Scored 100+ Points:** at Louisville (111), 12/10/05  
**Scored 100+ Points (MAC):** at Northern Illinois (100, 2ot), 1/29/03  
**Scored 110+ Points:** at Louisville (111), 12/10/05  
**Scored 110+ Points (MAC):** vs. Ball State (111, 2ot), 1/27/18  
**Scored 120+ Points:** at Eastern Kentucky (122), 1/19/80  
**Scored 50 points or less:** vs. Radford (41), 1/28/17  
**Scored 50 points or less (MAC):** vs. Miami (46), 1/23/16  
**Scored 100 points in consecutive games:** vs. Ball State (104, ot), 1/4/03; at Ohio (112, 4ot), 1/8/03  
**Scored 100 points in consecutive games (MAC):** vs. Ball State (104, ot), 1/4/03; at Ohio (112, 4ot), 1/8/03  
**Scored 100 points in 3+ consecutive games:** Never  
**Won a game by 20+ points:** vs. USC (31, 84-53), 12/21/17  
**Won a game by 30+ points:** at South Carolina (32, 78-45), 12/28/13  
**Made 35+ field goals:** at Buffalo (38), 2/19/14  
**Made 40+ field goals:** at Louisville (40), 12/10/05  
**Made 45+ field goals:** at Marshall (47), 12/21/51  
**Made 50+ field goals:** Never  
**Shot over 50% from the field:** vs. Davidson (.532, 33-62), 12/25/17  
**Shot over 60% from the field:** at IPFW (.600, 33-55), 3/19/14  
**Shot over 65% from the field:** vs. Ohio (.652, 30-46), 2/12/94  
**Shot under 30% from the field:** vs. Western Michigan (.259, 14-54), 3/11/15  
**Made 10+ 3-pointers:** Davidson (13), 12/25/17  
**Made 15+ 3-pointers 2x Most:** vs. Marshall (12), 12/17/16  
**Made 0 3-pointers:** at Valparaiso, 11/18/11  
**Shot over 50% from 3-point (10 att):** vs. Eastern Michigan (.529, 9-17), 1/19/16  
**Shot over 60% from 3-point (10 att):** at Ohio (.611, 11-18), 2/4/15  
**Shot over 70% from 3-point (10 att):** vs. Toledo (.786, 11-14), 1/20/93  
**Shot over 75% from 3-point (10 att):** at Toledo (.818, 9-11), 1/9/15  
**Made 20+ free throws:** vs. USC (20), 12/25/17  
**Made 25+ free throws:** at Kent State (25), 3/6/15  
**Made 30+ free throws:** at Saint Mary's (32), 11/12/13  
**Made 35+ free throws:** vs. Toledo (36, ot), 3/10/09  
**Made 40+ free throws:** Never  
**Shot 90% from foul line:** vs. Ohio (.900, 18-20), 2/27/15  
**Shot 100% from foul line (min. 10 att.):** at Florida State (10-10), 3/18/08  
**Had 15+ steals:** vs. Arkansas-Pine Bluff (18), 12/18/12  
**Had 20+ steals:** Never  
**Had 20+ assists:** at IPFW (20), 3/19/14  
**Had 25+ assists:** at Northwestern (25), 3/13/12  
**Had 30+ assists:** at Louisville (31), 12/10/05  
**Had 50+ rebounds:** vs. Western Michigan (51), 3/11/11; (50), 1/8/16)  
**Had 10+ blocked shots:** vs. VCU (10), 2/23/08  
**Had 15+ blocked shots:** Never  
**Had 5 or fewer turnovers:** vs. Miami (Ohio) (5), 3/10/07  
**Had 10 or fewer turnovers 3x Least:** vs. UMES (8), 12/22/16  
**Had 20+ turnovers:** vs. Radford (22), 2/14/15  
**Had 30+ turnovers:** vs. Canisius (30), 11/15/08  
**Overcame a 10+ point deficit to win:** YSU trailed 41-30 and won 90-82, 11/12/16  
**Overcame a 15+ point deficit to win:** Western Michigan trailed 37-19 and won 64-60 in overtime, 3/14/14



## LAST TIME AN AKRON PLAYER...

### SCORING

**Scored 20+ Points:** Xavier Castaneda (23), vs. Eastern Michigan 1/13/23  
**Scored 25+ Points:** Enrique Freeman (27), vs. Northern Illinois 1/3/23  
**Scored 30+ Points:** Xavier Castaneda (31), vs. South Dakota State, 11/7/22  
**Scored 35+ Points:** Romeo Travis (37), vs. Bowling Green, 2/24/07  
**Scored 40+ Points:** Derrick Tarver (44), vs. Wright State, 12/30/03  
**Scored 45+ Points:** Jimond Ivey (48), vs. Ball State, 1/27/18  
**Scored 50+ Points:** Never  
**Two players had 20+ points:** Xavier Castaneda (43) and Enrique Freeman (22) vs Eastern Michigan, 1/13/23  
**Three players had 20+ points:** Nikola Cvetinovic (27); Brett McClanahan (22); Zeke Marshall (22), vs. Youngstown State, 11/20/10  
**Two players had 25+ points:** Kwan Cheatham (31); Isaiah Johnson (27), UB, 1/28/17  
**Two players had 30+ points:** Rashon Brown (31); David Falknor (30), vs. Western Michigan, 3/4/02  
**Scored 20+ points, half:** Derrick Tarver (27), vs. Wright State, 12/30/03 (1st)  
**Scored 20+ points in five-straight games:** Derrick Tarver (6), 1/10/04-1/28/04  
**Scored 20+ points in 10+ straight games:** Joe Jakubick (17), 1/9/84-3/3/84  
**Scored in double figures in 10+ straight games:** Isaiah Johnson (13), 1/12-2/23/16  
**Scored in double figures in 15+ straight games:** Demetrius "Tree" Treadwell (22), 1/8/14-11/14/14  
**Scored in double figures in 30+ straight games:** Joe Jakubick (30), 3/11/82-3/3/84  
**All five starters scored in double figures: 2x** Isaiah Johnson (15), Antino Jackson (13), Jimond Ivey (13), Kwan Cheatham, Jr. (10), Tavian Dunn-Martin (10); vs. UMS, 12/22/16  
**Kwan Cheatham (20), Noah Robotham (14), Isaiah Johnson (13), Jimond Ivey (13), and Antino Jackson (12) vs. Western Michigan 1/24/17**  
**5 players scored in double figures Last:** Xavier Castaneda (23), Enrique Freeman (20), Sammy Hunter (14), Trendon Hankerson (13), Greg Tribble (10), Amani Lyles (10); vs. Eastern Michigan 1/13/23  
**6 players scored in double figures:** Xavier Castaneda (23), Enrique Freeman (20), Sammy Hunter (14), Trendon Hankerson (13), Greg Tribble (10), Amani Lyles (10); vs. Eastern Michigan 1/13/23  
**7 players scored in double figures:** Bubba Walther (21), Zach Sowers (12), Matt Futch (11), Nick Dials (10), Dru Joyce (10), Romeo Travis (10), John Rybak (10); vs. Denison, 12/7/05  
**DOUBLE-DOUBLES**  
**Had a double-double:** Jimond Ivey (24 pts., 13 Rebs) vs Chattanooga 11/28/17  
**Two players with a double-double:** Jimond Ivey (14 pts., 12 rebs.), Isaiah Johnson (10 pts., 10 rebs.); vs. Kent State, 3/3/17  
**Three players with a double-double:** Kwan Cheatham, Jr. (16 pts., 12 Rebs); Isaiah Johnson (14 pts, 10 Rebs); Jimond Ivey (12 pts, 11 Rebs) all vs American 11/12/16  
**20-point, 10-rebound double-double:** Enrique Freeman (21 pts., 13 rebs.), vs. BGSU, 1/10/23  
**25-point, 10-rebound double-double:** Enrique Freeman (27 pts., 15 rebs.), vs. NIU 1/3/23  
**Double-double in points and assists:** Dru Joyce (12 pts., 13 ast.), vs. Hampton, 11/27/04  
**Had a triple-double:** Never  
**SHOOTING**  
**Made 10+ field goals:** Emmanuel Olojakpoke (10), vs. Fort Wayne 12/6/17  
**Made 15+ field goals:** Jimond Ivey (15), at Ball State, 1/27/18  
**Attempted 20+ field goals:** Jimond Ivey (23), at Ball State, 1/27/18  
**Attempted 25+ field goals:** Derrick Tarver (25), at Ball State, 3/8/04  
**Made 5+ 3-pointers:** Daniel Utomi (5), at EMU (2/10/17)  
**Made 7+ 3-pointers:** Jimond Ivey (9), vs Ball State 1/27/18  
**Made 10+ 3-pointers:** Bryan Trimble, Jr. (10), vs. Bowling Green, 1/20/22  
**Attempted 10+ 3-pointers:** Josh Williams (10), vs. CMU, 1/10/17  
**Attempted 12+ 3-pointers:** Jimond Ivey (12), vs Ball State 1/27/18  
**Attempted 15+ 3-pointers:** Derrick Tarver (15), vs. Wright State, 12/30/03  
**Made a 3-pointer in 10+ straight games:** Kwan Cheatham (14), 12/3/16-1/28/17  
**Made a 3-pointer in 15+ straight games:** Steve McNees (16), 1/3/11-2/26/11  
**Made a 3-pointer in 20+ straight games:** Brett McClanahan (20), 11/12/10-1/26/11  
**Shot 100% from 3-point range (min. 5 att.):** Jake Kretzer (5-5), at Ohio, 2/27/13  
**FREE THROWS**  
**Made 10+ free throws:** Xavier Castaneda (11-of-12), vs. EMU, 1/13/23  
**Made 15+ free throws:** Romeo Travis (16), vs. Bowling Green, 2/24/07  
**Made 20+ free throws:** Jim Fenton (20), vs. John Carroll, 1/6/54  
**Made 20+ consecutive free throws:** Darryl Roberts (30), 1/22/11-3/11/11  
**Made 30+ consecutive free throws:** Darryl Roberts (30), 1/22/11-3/11/11  
**Attempted 15+ free throws:** Isaiah Johnson (11-of-16), vs. CMU, 1/10/17  
**Attempted 20+ free throws:** Romeo Travis (23), vs. Bowling Green, 2/24/07  
**Shot 100% from the foul line (min. 10 att.):** Johnny Hollingsworth (10-10), vs. Marshall, 3/5/03

### REBOUNDS

**Had 10+ rebounds:** Kwan Cheatham, Jr. (13), vs Ohio 2/4/17  
**Had 15+ rebounds:** Isaiah Johnson (16), vs. Eastern Michigan 3/10/16  
**Had 20+ rebounds:** Enrique Freeman (21) vs Malone 12/19/20; Bryan Roth (21), vs. Eastern Kentucky, 2/9/85  
**Had 25+ rebounds:** Roger Johnson (25), vs. Ill. Wesleyan, 1/4/69  
**Had 10+ rebounds in three-consecutive games:** Demetrius "Tree" Treadwell, 12/16/13-12/23/13  
**Had 10+ rebounds in four-consecutive games:** Demetrius "Tree" Treadwell, 1/15/14-1/25/14  
**Had 10+ rebounds in five-consecutive games:** Demetrius "Tree" Treadwell, 2/1/14-2/15/14  
**Two players had 10+ rebounds:** Quincy Diggs (12), Demetrius "Tree" Treadwell (11); at Miami (Ohio), 2/26/14  
**Three players had 10+ rebounds:** Jake Kretzer (12), Zeke Marshall (12), Nick Harney (11); vs. Coppin State, 1/2/13

### ASSISTS

**Had 7+ assists:** Isaiah Johnson vs. Lipscomb (8), 1/3/17  
**Had 10+ assists:** Alex Abreu (10), at Northwestern, 3/13/12  
**Had 12+ assists:** Wendell Bates (12), vs. Kent State, 12/18/79  
**Had 15+ assists:** Never

### BLOCKED SHOTS

**Had 5 blocked shots:** Demetrius "Tree" Treadwell (5), at EMU, 1/22/14  
**Had 6 blocked shots:** Zeke Marshall (6), vs. Buffalo, 1/26/13  
**Had 7 blocked shots:** Zeke Marshall (7), vs. Kent State, 3/15/13  
**Had 8 blocked shots:** Zeke Marshall (9), at Toledo, 1/23/13  
**Had 10+ blocked shots:** Never

### STEALS

**Had 5 steals:** Antino Jackson (5), at Miami, 1/14/17  
**Had 6 steals:** Alex Abreu (6), at Mississippi State, 11/9/11  
**Had 7 steals:** Jimmal Ball (7), at Buffalo, 1/24/00  
**Had 8 steals:** Jimmal Ball (9), at Eastern Michigan, 1/19/00

## LAST TIME AN OPPOSING PLAYER...

**Scored 20+ Points:** Braylon Rayson (27), at Central Michigan 1/10/17  
**Scored 30+ Points:** Marcus Keene (33), at Central Michigan, 1/10/17; Blake Hamilton (33) 1/28/17; Jaaron Simmons (38) 2/4/17  
**Scored 40+ Points:** Carlos Medlock (42), vs. Eastern Michigan, 3/11/10  
**Scored 50+ Points:** Never  
**Had a double-double:** Kenny Carpenter (CSU) (11 points and 12 rebounds) 11/11/17  
**Made 10+ field goals:** Blake Hamilton (13) Buffalo 1/28/17; Jaaron Simmons (10) 2/4/17  
**Attempted 20+ field goals:** Josh Hart (21) at Villanova, 11/22/15  
**Made 5+ 3-pointers:** Jaaron Simmons (5-of-5) Ohi 2/4/17  
**Attempted 10+ 3-pointers:** Anthlon Bell (13) at Arkansas, 11/18/15  
**Made 10+ free throws:** Raven Lee (13), at Eastern Michigan, 2/14/15  
**Attempted 15+ free throws:** D.J. Newbill (15), at Penn State, 11/25/14  
**Shot 100% from the foul line (min. 10 att.):** Braylon Rayson (10-10), at Central Michigan, 1/12/16  
**Had 10+ rebounds:** Kenny Carpenter (12) vs. Cleveland State, 11/11/17  
**Had 15+ rebounds:** Jordan Fouse (16), at Green Bay, 11/24/15  
**Had 20+ rebounds:** Reggie Keely (20), vs. Ohio, 2/14/10  
**Had 10+ assists:** D.J. Cooper (10), at Ohio, 2/26/12  
**Had 5+ blocked shots:** Jimmy Hall (5), at Kent State, 3/6/15  
**Had 5+ steals:** Cameron Morse (5), at YSU, 11/12/16



The Zips All-Time Records vs Opponents

Table with columns for team names, wins, losses, and records against opponents. Includes teams like Alabama, Arkansas, and various Ohio schools. Summary rows for Kent State (79-80) and Miami (Ohio) (35-34) are also present.





2022-23 Akron Men's Basketball Team Game-by-Game All games

Table with columns: Opponent, Date, Score, Total (FG-FGA, PCT), 3-Pointers (3FG-3FGA, PCT), Free throws (FT-FTA, PCT), Rebounds (OFF, DEF, TOT, AVG), PF, A, TO, BLK, STL, PTS, AVG. Rows list games from 11/07/2022 to 02/10/2023.



2022-23 Akron Men's Basketball Opponents Game-by-Game All games

Table with columns: Opponent, Date, Score, Total (FG-FGA, PCT), 3-Pointers (3FG-3FGA, PCT), Free throws (FT-FTA, PCT), Rebounds (OFF, DEF, TOT, AVG), PF, A, TO, BLK, STL, PTS, AVG. Rows list opponent statistics from 11/07/2022 to 02/07/2023.



**2022-23 Akron Men's Basketball  
Category Leaders  
All games**

**Points**

##	Player	G	Pts	Pts/G
13	Castaneda, Xavier	24	515	21.5
25	Freeman, Enrique	26	405	15.6
4	Hankerson, Trendon	26	247	9.5
11	Hunter, Sammy	26	176	6.8
2	Tribble, Greg	26	168	6.5
5	Johnson, Tavari	25	129	5.2
34	Johnson, Nate	26	110	4.2
0	Lyles, Amani	23	46	2.0
3	Mitchell, Kobe	20	38	1.9
1	Clarke, Garvin	17	37	2.2
20	Wilson, Evan	10	12	1.2
12	Mayfield, Pat	8	5	0.6

**Scoring Average**

##	Player	G	Pts	Pts/G
13	Castaneda, Xavier	24	515	21.5
25	Freeman, Enrique	26	405	15.6
4	Hankerson, Trendon	26	247	9.5
11	Hunter, Sammy	26	176	6.8
2	Tribble, Greg	26	168	6.5
5	Johnson, Tavari	25	129	5.2
34	Johnson, Nate	26	110	4.2
1	Clarke, Garvin	17	37	2.2
0	Lyles, Amani	23	46	2.0
3	Mitchell, Kobe	20	38	1.9
20	Wilson, Evan	10	12	1.2
12	Mayfield, Pat	8	5	0.6

**Field Goal Percentage**

##	Player	FG	Att	Pct
25	Freeman, Enrique	160	266	.602
0	Lyles, Amani	16	33	.485
34	Johnson, Nate	42	90	.467
13	Castaneda, Xavier	136	321	.424
5	Johnson, Tavari	52	128	.406
20	Wilson, Evan	4	10	.400
2	Tribble, Greg	62	160	.388
11	Hunter, Sammy	67	173	.387
4	Hankerson, Trendon	82	214	.383
12	Mayfield, Pat	2	6	.333
3	Mitchell, Kobe	12	40	.300
1	Clarke, Garvin	13	51	.255

**Field Goal Attempts**

##	Player	G	Att	Att/G
13	Castaneda, Xavier	24	321	13.4
25	Freeman, Enrique	26	266	10.2
4	Hankerson, Trendon	26	214	8.2
11	Hunter, Sammy	26	173	6.7
2	Tribble, Greg	26	160	6.2

**Field Goals Made**

##	Player	G	Made	Made/G
25	Freeman, Enrique	26	160	6.2
13	Castaneda, Xavier	24	136	5.7
4	Hankerson, Trendon	26	82	3.2
11	Hunter, Sammy	26	67	2.6
2	Tribble, Greg	26	62	2.4

**3-Point FG Percentage**

##	Player	3FG	Att	Pct
20	Wilson, Evan	4	8	.500
34	Johnson, Nate	18	40	.450
13	Castaneda, Xavier	85	211	.403
4	Hankerson, Trendon	62	162	.383
5	Johnson, Tavari	19	54	.352
25	Freeman, Enrique	1	3	.333
11	Hunter, Sammy	31	108	.287
3	Mitchell, Kobe	10	36	.278
1	Clarke, Garvin	4	27	.148
2	Tribble, Greg	1	12	.083

**3-Point FG Attempts**

##	Player	G	Att	Att/G
13	Castaneda, Xavier	24	211	8.8
4	Hankerson, Trendon	26	162	6.2
11	Hunter, Sammy	26	108	4.2
5	Johnson, Tavari	25	54	2.2
34	Johnson, Nate	26	40	1.5

**3-Point FG Made**

##	Player	G	Made	Made/G
13	Castaneda, Xavier	24	85	3.5
4	Hankerson, Trendon	26	62	2.4
11	Hunter, Sammy	26	31	1.2
5	Johnson, Tavari	25	19	0.8
34	Johnson, Nate	26	18	0.7



**2022-23 Akron Men's Basketball  
Category Leaders  
All games**

**Free Throw Percentage**

##	Player	Made	Att	Pct
3	Mitchell, Kobe	4	4	1.000
13	Castaneda, Xavier	158	189	.836
4	Hankerson, Trendon	21	28	.750
2	Tribble, Greg	43	60	.717
34	Johnson, Nate	8	12	.667
0	Lyles, Amani	14	21	.667
1	Clarke, Garvin	7	11	.636
11	Hunter, Sammy	11	18	.611
25	Freeman, Enrique	84	138	.609
5	Johnson, Tavari	6	10	.600
12	Mayfield, Pat	1	2	.500

**Free Throw Attempts**

##	Player	G	Att	Att/G
13	Castaneda, Xavier	24	189	7.9
25	Freeman, Enrique	26	138	5.3
2	Tribble, Greg	26	60	2.3
4	Hankerson, Trendon	26	28	1.1
0	Lyles, Amani	23	21	0.9

**Free Throws Made**

##	Player	G	Made	Made/G
13	Castaneda, Xavier	24	158	6.6
25	Freeman, Enrique	26	84	3.2
2	Tribble, Greg	26	43	1.7
4	Hankerson, Trendon	26	21	0.8
0	Lyles, Amani	23	14	0.6

**Rebounds**

##	Player	G	Reb	Reb/G
25	Freeman, Enrique	26	292	11.2
4	Hankerson, Trendon	26	111	4.3
13	Castaneda, Xavier	24	102	4.3
34	Johnson, Nate	26	78	3.0
2	Tribble, Greg	26	76	2.9

**Assists**

##	Player	G	Ast	Ast/G
13	Castaneda, Xavier	24	65	2.7
2	Tribble, Greg	26	63	2.4
4	Hankerson, Trendon	26	54	2.1
25	Freeman, Enrique	26	51	2.0
5	Johnson, Tavari	25	47	1.9

**Rebounds Average**

##	Player	G	Reb	Reb/G
25	Freeman, Enrique	26	292	11.2
4	Hankerson, Trendon	26	111	4.3
13	Castaneda, Xavier	24	102	4.3
34	Johnson, Nate	26	78	3.0
2	Tribble, Greg	26	76	2.9

**Steals**

##	Player	G	Stl	Stl/G
13	Castaneda, Xavier	24	26	1.1
5	Johnson, Tavari	25	23	0.9
34	Johnson, Nate	26	22	0.8
4	Hankerson, Trendon	26	21	0.8
2	Tribble, Greg	26	21	0.8

**Offensive Rebounds**

##	Player	G	OReb	OReb/G
25	Freeman, Enrique	26	91	3.5
2	Tribble, Greg	26	25	1.0
34	Johnson, Nate	26	25	1.0
11	Hunter, Sammy	26	24	0.9
13	Castaneda, Xavier	24	18	0.8

**Blocked Shots**

##	Player	G	Blk	Blk/G
25	Freeman, Enrique	26	31	1.2
4	Hankerson, Trendon	26	14	0.5
0	Lyles, Amani	23	7	0.3
2	Tribble, Greg	26	6	0.2
5	Johnson, Tavari	25	4	0.2

**Defensive Rebounds**

##	Player	G	DReb	DReb/G
25	Freeman, Enrique	26	201	7.7
4	Hankerson, Trendon	26	101	3.9
13	Castaneda, Xavier	24	84	3.5
34	Johnson, Nate	26	53	2.0
2	Tribble, Greg	26	51	2.0

**Minutes**

##	Player	G	Min	Min/G
4	Hankerson, Trendon	26	850	32:41
13	Castaneda, Xavier	24	800	33:19
25	Freeman, Enrique	26	791	30:25
2	Tribble, Greg	26	751	28:52
34	Johnson, Nate	26	496	19:04



**2022-23 Akron Men's Basketball  
Category Leaders  
All games**

**Fouls**

##	Player	G	PF	PF/G
2	Tribble, Greg	26	65	2.5
25	Freeman, Enrique	26	59	2.3
4	Hankerson, Trendon	26	53	2.0
11	Hunter, Sammy	26	44	1.7
34	Johnson, Nate	26	41	1.6

**Turnovers**

##	Player	G	TO	TO/G
25	Freeman, Enrique	26	56	2.2
13	Castaneda, Xavier	24	48	2.0
5	Johnson, Tavari	25	39	1.6
4	Hankerson, Trendon	26	35	1.3
2	Tribble, Greg	26	33	1.3

**Foul Outs**

##	Player	G	FO
25	Freeman, Enrique	26	2
2	Tribble, Greg	26	2

### 2021-22 REVIEW

	Overall	Home	Away	Neutral
<b>2020-21 Record</b>	<b>24-10</b>	<b>12-3</b>	<b>5-5</b>	<b>1-2</b>
<b>2020-21 MAC Record</b>	<b>14-6</b>	<b>7-1</b>	<b>5-5</b>	<b>0-0</b>
<b>2020-21 Non-Conference</b>	<b>3-2</b>	<b>2-0</b>	<b>0-0</b>	<b>1-2</b>

**2022 Defensive Player of the Year - Enrique Freeman**  
**2022 All-MAC Second Team - Enrique Freeman**  
**2022 All-MAC Honorable Mention - Xavier Castaneda**  
**2022 MAC All-Defensive Team - Enrique Freeman**

**MAC Finish - 3rd Overall - No. 4 Seed in Tournament**  
**Mid-American Conference Tournament Results:**  
**Quarterfinal Game: W - No. 3 Akron 74, No. 6 Bowling Green 67**  
**Semifinal Game: L - No. 2 Buffalo 81, No. 3 Akron 81**

- Akron claimed the 2022 Mid-American Conference Men's Basketball Tournament Championship and advanced to the 2022 NCAA Tournament for the fifth time in program history..Akron is 40-16 over the last three years in MAC play, owning the best winning percentage (.714) in the league.
- Akron team No. 121 finished the season with a 24-10 overall record and 14-6 record in league play. For the fifth time as a Division I program, the Zips competed in March Madness with an automatic qualifying bid to the NCAA Tournament as a No. 13 seed and played against the No. 4 seed UCLA Bruins in the First Round of the East Region at the Moda Center in Portland, Oregon on March 17, 2022.
- The Zips had three players earn 2022 All-MAC honors: Enrique Freeman who was named MAC Defensive Player of the Year, MAC Tournament MVP and Second Team All-MAC; Ali Ali was named second-team All-MAC; Xavier Castaneda was an honorable mention selection.
- Freeman ranked No. 1 in the nation in field goal percentage (.665) and landed in the NCAA Top 20 in six categories: No. 4 total rebounds (367), No. 6 rebounds per game (10.8), No. 8 double-doubles (18), No. 9 defensive rebounds per game (7.53) and No. 19 offensive rebounds per game (3.26). Freeman was one of 13 players in the NCAA to average a double-double in points (13.2) and rebounds (10.8). He led the MAC in 5-of-6 categories, ranking No. 2 in offensive rebounds per game.





Akron - 2022-23 Men's Basketball Ranking Summary thru games 02/16/2023

Statistic	National Rank	Conference Rank	Value	National Leader	Value	Conference Leader	Value
Assist/Turnover Ratio (352 ranked)	90	2	1.17	Virginia	1.81	Toledo	1.50
Assists Per Game (352 ranked)	172	5	13.2	Xavier	20.5	Buffalo	15.3
Bench Points per game (352 ranked)	302	12	14.58	Fla. Atlantic	37.15	Ohio	25.04
Blocks Per Game (352 ranked)	240	8	2.7	Utah Valley	6.3	Ball St.	4.1
Effective FG pct (352 ranked)	167	8	0.513	Gonzaga	0.585	Toledo	0.553
Fastbreak Points (352 ranked)	199	10	8.88	TCU	19.65	Buffalo	16.04
Field Goal Percentage (352 ranked)	247	11	43.5	Gonzaga	52.3	Toledo	48.5
Field Goal Percentage Defense (352 ranked)	96	2	42.2	Tennessee	35.5	Kent St.	39.9
Fouls Per Game (352 ranked)	79	1	15.7	Colgate	12.6	Akron	15.7
Free Throw Attempts Per Game (352 ranked)	115	6	19.0	UTRGV	25.8	Ball St.	24.7
Free Throw Percentage (352 ranked)	156	6	72.1	Villanova	82.0	Miami (OH)	77.5
Free Throws Made Per Game (352 ranked)	110	8	13.7	Texas A&M	19.0	Ball St.	16.5
Rebound Margin (352 ranked)	73	3	3.7	Purdue	10.9	Western Mich.	4.8
Rebounds (Defensive) Per Game (352 ranked)	122	4	25.54	Alabama	31.88	Buffalo	26.35
Rebounds (Offensive) Per Game (352 ranked)	126	7	10.69	UAB	13.96	Western Mich.	12.27
Rebounds Per Game (352 ranked)	107	5	36.23	Alabama	44.38	Buffalo	38.19
Scoring Defense (352 ranked)	36	2	64.1	Houston	55.4	Kent St.	63.9
Scoring Margin (352 ranked)	47	2	8.5	Houston	20.3	Kent St.	11.3
Scoring Offense (352 ranked)	155	9	72.6	Gonzaga	87.1	Toledo	84.5
Steals Per Game (352 ranked)	206	6	6.2	UMES	10.7	Kent St.	9.2
Three Point Attempts Per Game (352 ranked)	30	1	25.6	Cornell	30.8	Akron	25.6
Three Point Percentage (352 ranked)	115	4	35.3	Utah St.	41.1	Ball St.	38.0
Three Point Percentage Defense (352 ranked)	165	4	33.5	Tennessee	24.7	Kent St.	32.0
Three Pointers Per Game (352 ranked)	29	1	9.0	Chattanooga	11.5	Akron	9.0
Turnover Margin (352 ranked)	86	3	1.5	UNLV	6.5	Kent St.	5.2
Turnovers Forced Per Game (352 ranked)	170	7	12.81	Morgan St.	19.48	Kent St.	16.73
Turnovers Per Game (352 ranked)	55	2	11.3	Notre Dame	8.8	Toledo	10.0
Winning Percentage (352 ranked)	67	4	69.2	Houston	92.3	Kent St.	80.8

Statistic	Player	National Rank	Conference Rank	Value	National Leader	Value	Conference Leader	Value
Assist/Turnover Ratio (350 ranked)					Connor McCaffery, Iowa	4.05	RayJ Dennis, Toledo	2.98
Assists (349 ranked)					Yuri Collins, Saint Louis	249	RayJ Dennis, Toledo	149
Assists Per Game (349 ranked)					Yuri Collins, Saint Louis	10.0	RayJ Dennis, Toledo	5.7
Blocks (340 ranked)	Enrique Freeman	125	2	31	Jamarion Sharp, Western Ky.	106	Demarius Jacobs, Ball St.	35
Blocks Per Game (346 ranked)	Enrique Freeman	135	2	1.19	Jamarion Sharp, Western Ky.	4.24	Demarius Jacobs, Ball St.	1.35
Double Doubles (546 ranked)	Enrique Freeman	8	1	14	Joel Soriano, St. John's (NY)	21	Enrique Freeman, Akron	14
Field Goal Attempts (347 ranked)	Xavier Castaneda	172	11	321	Antoine Davis, Detroit Mercy	587	RayJ Dennis, Toledo	402
Field Goal Percentage (342 ranked)	Enrique Freeman	26	2	60.4	Max Fiedler, Rice	72.4	Dwight Wilson, Ohio	63.3
	Xavier Castaneda	269	13	42.4				
Field Goals (342 ranked)	Enrique Freeman	84	5	160	Antoine Davis, Detroit Mercy	245	RayJ Dennis, Toledo	187
	Xavier Castaneda	254	14	136				
Free Throw Attempts (343 ranked)	Xavier Castaneda	9	2	189	Justin Johnson, UTRGV	243	Payton Sparks, Ball St.	191
	Enrique Freeman	77	3	138				
Free Throw Percentage (348 ranked)	Xavier Castaneda	104	5	83.6	Walter Clayton Jr., Iona	95.3	Mekhi Lairy, Miami (OH)	92.1
Free Throws (340 ranked)	Xavier Castaneda	5	1	158	Drew Pember, UNC Asheville	198	Xavier Castaneda, Akron	158
	Enrique Freeman	206	8	84				
Minutes Per Game (345 ranked)	Xavier Castaneda	189	10	33:32	Daryl Banks III, St. Bonaventure	38:28	Brian Taylor, Central Mich.	36:16
	Trendon Hankerson	244	12	32:59				
Points (347 ranked)	Xavier Castaneda	27	1	515	Antoine Davis, Detroit Mercy	748	Xavier Castaneda, Akron	515
	Enrique Freeman	199	10	405				
Points Per Game (349 ranked)	Xavier Castaneda	11	1	21.5	Antoine Davis, Detroit Mercy	27.7	Xavier Castaneda, Akron	21.5
	Enrique Freeman	194	11	15.6				
Rebounds (347 ranked)	Enrique Freeman	4	1	292	Zach Edey, Purdue	333	Enrique Freeman, Akron	292
Rebounds (Defensive) Per Game (350 ranked)	Enrique Freeman	8	1	7.73	Dillon Jones, Weber St.	10.04	Enrique Freeman, Akron	7.73
Rebounds (Offensive) Per Game (350 ranked)	Enrique Freeman	14	2	3.50	Zach Edey, Purdue	5.38	Dwight Wilson, Ohio	3.56
Rebounds Per Game (350 ranked)	Enrique Freeman	5	1	11.2	Oscar Tshiebw, Kentucky	13.2	Enrique Freeman, Akron	11.2
Steals (343 ranked)					Kellen Tynes, Maine	77	Maliq Jacobs, Kent St.	74
Steals Per Game (345 ranked)					Kellen Tynes, Maine	3.08	Maliq Jacobs, Kent St.	2.96
Three Point Attempts (333 ranked)	Xavier Castaneda	20	1	211	Darius McGhee, Liberty	310	Xavier Castaneda, Akron	211
	Trendon Hankerson	153	7	162			Lamar Norman Jr., Western Mich.	211
Three Point Percentage (105 ranked)	Xavier Castaneda	41	2	40.3	Wheza Panzo, Stetson	50.0	Kaden Metheny, Bowling Green	41.4
Three Pointers Per Game (346 ranked)	Xavier Castaneda	6	1	3.54	Antoine Davis, Detroit Mercy	4.78	Xavier Castaneda, Akron	3.54
	Trendon Hankerson	138	8	2.38				
Total 3-point FGM (337 ranked)	Xavier Castaneda	12	1	85	Antoine Davis, Detroit Mercy	129	Xavier Castaneda, Akron	85
	Trendon Hankerson	127	7	62				
Triple Doubles (2 ranked)					Tristen Newton, UConn	2		



Official Basketball Box Score - Final  
**South Dakota St. at Akron**  
11/07/22 James A. Rhodes Arena, Akron  
2022-23 Men's Basketball

Game Time: 7:00 PM  
Game Duration: 2:07  
Attendance: 2,157



Official Basketball Box Score - Final  
**Mississippi St. at Akron**  
11/10/22 Wells Fargo Center, Philadelphia  
2022-23 Men's Basketball

Game Time: 7:50 PM  
Game Duration: 2:02  
Attendance: 5,213

Officials: Tim Stewart, Alfred Smith, Brad Claus

**South Dakota St. - 80**

Record: 0-1. Player stats table for South Dakota St. with columns for NO. Name, Min, FG, 3P, FT, Rebounds, Fouls, TP, AS, TO, ST, Blocks, +/-, and Shooting By Period.

Technical Fouls: NONE

**Mississippi St. - 73**

Record: 2-0. Player stats table for Mississippi St. with columns for NO. Name, Min, FG, 3P, FT, Rebounds, Fouls, TP, AS, TO, ST, Blocks, +/-, and Shooting By Period.

Technical Fouls: NONE

**Akron - 81**

Record: 1-0. Player stats table for Akron with columns for NO. Name, Min, FG, 3P, FT, Rebounds, Fouls, TP, AS, TO, ST, Blocks, +/-, and Shooting By Period.

Technical Fouls: NONE

**Akron - 54**

Record: 1-1. Player stats table for Akron with columns for NO. Name, Min, FG, 3P, FT, Rebounds, Fouls, TP, AS, TO, ST, Blocks, +/-, and Shooting By Period.

Technical Fouls: NONE

Summary statistics for SDSU and AKRON including Biggest lead, Best Scoring Run, Lead Changes, Times Tied, Time with Lead, Points from Turnovers, Paint, Second Chance, Fast Breaks, and Bench.

Summary statistics for Mis St and Akron including Biggest lead, Best Scoring Run, Lead Changes, Times Tied, Time with Lead, Points from Turnovers, Paint, Second Chance, Fast Breaks, and Bench.

Game Notes: BARSTOOL SPORTS INVITATIONAL - GAME 2 • BARSTOOL SPORTS INVITATIONAL MVP - Miss State Toui Smith •



Official Basketball Box Score - Final  
**Morgan St. at Akron**  
11/15/22 James A. Rhodes Arena, Akron, Ohio  
2022-23 Men's Basketball

Game Time: 7:00 PM  
Game Duration: 2:02  
Attendance: 1,759



Official Basketball Box Score - Final  
**Akron at Westmont**  
11/21/22 John Gray Gymnasium, George Town, Cayman Islands  
2022-23 Men's Basketball

Game Time: 1:20 PM  
Game Duration: 1:50

Officials: Joe Lindsay, Tony Chiazza, Randy McCall

**Morgan St. - 59**

Record: 1-3. Player stats table for Morgan St. with columns for NO. Name, Min, FG, 3P, FT, Rebounds, Fouls, TP, AS, TO, ST, Blocks, +/-, and Shooting By Period.

Technical Fouls: NONE

**Akron - 72**

Record: 3-1. Player stats table for Akron with columns for NO. Name, Min, FG, 3P, FT, Rebounds, Fouls, TP, AS, TO, ST, Blocks, +/-, and Shooting By Period.

Technical Fouls: NONE

**Akron - 65**

Record: 2-1. Player stats table for Akron with columns for NO. Name, Min, FG, 3P, FT, Rebounds, Fouls, TP, AS, TO, ST, Blocks, +/-, and Shooting By Period.

Technical Fouls: Clarke 2<sup>nd</sup>;12;52

**Western Ky. - 53**

Record: 3-1. Player stats table for Western Ky. with columns for NO. Name, Min, FG, 3P, FT, Rebounds, Fouls, TP, AS, TO, ST, Blocks, +/-, and Shooting By Period.

Technical Fouls: NONE

Summary statistics for MSU and AKR including Biggest lead, Best Scoring Run, Lead Changes, Times Tied, Time with Lead, Points from Turnovers, Paint, Second Chance, Fast Breaks, and Bench.

Summary statistics for AKR and WKY including Biggest lead, Best Scoring Run, Lead Changes, Times Tied, Time with Lead, Points from Turnovers, Paint, Second Chance, Fast Breaks, and Bench.





Official Basketball Box Score - Final
LSU at Akron
11/23/22 John Gray Gymnasium, George Town, Cayman Islands
2022-23 Men's Basketball

Game Time: 1:30 PM
Game Duration: 2:04



Official Basketball Box Score - Final
Akron at Nevada
11/23/22 John Gray Gymnasium, George Town, Cayman Islands
2022-23 Men's Basketball

Game Time: 5:00 PM
Game Duration: 2:09

Officials: John Gaffney, Doug Shows, Matt Potter

Officials: John Gaffney, Randy McCal, Pat Adams

LSU - 73 Record: 5-0. Box score table with columns: NO. Name, Min, FG, 3P, FT, Rebounds, Fouls, TP, AS, TO, ST, Blocks, +/-.

Shooting By Period table for LSU-73 showing FG%, 3PT%, FT%, GM FG%, and FT% for 1st and 2nd halves.

Technical Fouls: Miller 1st 10.04 Hill 2nd 14.54 Fountain 2nd 2:42

Akron - 58 Record: 3-3. Box score table with columns: NO. Name, Min, FG, 3P, FT, Rebounds, Fouls, TP, AS, TO, ST, Blocks, +/-.

Shooting By Period table for Akron-58 showing FG%, 3PT%, FT%, GM FG%, and FT% for 1st and 2nd halves.

Technical Fouls: NONE

Akron - 58 Record: 3-2. Box score table with columns: NO. Name, Min, FG, 3P, FT, Rebounds, Fouls, TP, AS, TO, ST, Blocks, +/-.

Shooting By Period table for Akron-58 showing FG%, 3PT%, FT%, GM FG%, and FT% for 1st and 2nd halves.

Technical Fouls: Hankerson 1st 10:04

Nevada - 62 Record: 6-1. Box score table with columns: NO. Name, Min, FG, 3P, FT, Rebounds, Fouls, TP, AS, TO, ST, Blocks, +/-.

Shooting By Period table for Nevada-62 showing FG%, 3PT%, FT%, GM FG%, and FT% for 1st and 2nd halves.

Technical Fouls: NONE

Summary table for Akron vs Nevada game including Biggest lead, Best Scoring Run, Lead Changes, Times Tied, and Time with Lead.

Summary table for LSU vs Akron game including Biggest lead, Best Scoring Run, Lead Changes, Times Tied, and Time with Lead.



Official Basketball Box Score - Final
Akron at Marshall
11/30/22 Gam Henderson Center, Huntington
2022-23 Men's Basketball

Game Time: 7:30 PM
Game Duration: 1:43
Attendance: 4,012

Officials: Doug Shows, Josue Neves, Landon Brandaes

Akron - 57 Record: 3-4. Box score table with columns: NO. Name, Min, FG, 3P, FT, Rebounds, Fouls, TP, AS, TO, ST, Blocks, +/-.

Shooting By Period table for Akron-57 showing FG%, 3PT%, FT%, GM FG%, and FT% for 1st and 2nd halves.

Technical Fouls: NONE

Marshall - 68 Record: 6-1. Box score table with columns: NO. Name, Min, FG, 3P, FT, Rebounds, Fouls, TP, AS, TO, ST, Blocks, +/-.

Shooting By Period table for Marshall-68 showing FG%, 3PT%, FT%, GM FG%, and FT% for 1st and 2nd halves.

Technical Fouls: NONE

Summary table for Akron vs Marshall game including Biggest lead, Best Scoring Run, Lead Changes, Times Tied, and Time with Lead.



Official Basketball Box Score - Final
Muskogum at Akron
12/04/22 James A Rhodes Arena, Akron, Ohio
2022-23 Men's Basketball

Game Time: 2:00 PM
Game Duration: 1:46
Attendance: 1,466

Officials: Bill Et, Austin Jones, Mirkah Milton

Muskogum - 33 Record: 0-6. Box score table with columns: NO. Name, Min, FG, 3P, FT, Rebounds, Fouls, TP, AS, TO, ST, Blocks, +/-.

Shooting By Period table for Muskogum-33 showing FG%, 3PT%, FT%, GM FG%, and FT% for 1st and 2nd halves.

Technical Fouls: NONE

Akron - 80 Record: 4-4. Box score table with columns: NO. Name, Min, FG, 3P, FT, Rebounds, Fouls, TP, AS, TO, ST, Blocks, +/-.

Shooting By Period table for Akron-80 showing FG%, 3PT%, FT%, GM FG%, and FT% for 1st and 2nd halves.

Technical Fouls: NONE

Summary table for Muskogum vs Akron game including Biggest lead, Best Scoring Run, Lead Changes, Times Tied, and Time with Lead.











Official Basketball Box Score - Final
Akron at Buffalo
01/13/23 Alumni Arena, Buffalo
2022-23 Men's Basketball

Game Time: 7:00 PM
Game Duration: 2:02
Attendance: 5,001



Official Basketball Box Score - Final
Kent St. at Akron
02/03/23 James A. Rhodes Arena, Akron
2022-23 Men's Basketball

Game Time: 9:00 PM
Game Duration: 2:13
Attendance: 8,821

Box score for Akron - 81 vs Buffalo - 64. Includes player stats (NO. Name, Min, FG, 3P, FT, Rebounds, Fouls, TP, AS, TO, ST, Blocks, +/-) and team totals.

Box score for Kent St. - 55 vs Akron - 67. Includes player stats (NO. Name, Min, FG, 3P, FT, Rebounds, Fouls, TP, AS, TO, ST, Blocks, +/-) and team totals.

Technical Fouls: NONE. Shooting By Period breakdown for Akron - 81 vs Buffalo - 64.

Technical Fouls: NONE. Shooting By Period breakdown for Kent St. - 55 vs Akron - 67.

Summary statistics for Akron - 81 vs Buffalo - 64: Biggest lead, Best Scoring Run, Lead Changes, Times Tied, Time with Lead.

Summary statistics for Kent St. - 55 vs Akron - 67: Biggest lead, Best Scoring Run, Lead Changes, Times Tied, Time with Lead.



Official Basketball Box Score - Final
Toledo at Akron
02/07/23 James A. Rhodes Arena, Akron, Ohio
2022-23 Men's Basketball

Game Time: 7:00 PM
Game Duration: 2:00
Attendance: 2,041



Official Basketball Box Score - Final
Akron at Ohio
02/10/23 Convocation Center, Athens
2022-23 Men's Basketball

Game Time: 7:30 PM
Game Duration: 2:10
Attendance: 5,038

Box score for Toledo - 84 vs Akron - 74. Includes player stats (NO. Name, Min, FG, 3P, FT, Rebounds, Fouls, TP, AS, TO, ST, Blocks, +/-) and team totals.

Box score for Akron - 81 vs Ohio - 90. Includes player stats (NO. Name, Min, FG, 3P, FT, Rebounds, Fouls, TP, AS, TO, ST, Blocks, +/-) and team totals.

Technical Fouls: NONE. Shooting By Period breakdown for Toledo - 84 vs Akron - 74.

Technical Fouls: Coach 2nd 12:45. Shooting By Period breakdown for Akron - 81 vs Ohio - 90.

Summary statistics for Toledo - 84 vs Akron - 74: Biggest lead, Best Scoring Run, Lead Changes, Times Tied, Time with Lead.

Summary statistics for Akron - 81 vs Ohio - 90: Biggest lead, Best Scoring Run, Lead Changes, Times Tied, Time with Lead.





Official Basketball Box Score - Final  
**Akron at Eastern Mich.**  
 02/14/23 George Gervin Game/Show Center, Ypsilanti  
 2022-23 Eastern Michigan Men's Basketball  
 Game Time: 7:00 PM  
 Game Duration: 1:52  
 Attendance: 2,122  
 Officials: Rob Riley, Chad Barlow, John Floyd

**Akron - 78** Record: 18-8 (10-3)

NO.	Name	Min	FG		3P		FT		Rebounds			Fouls		TP	AS	TO	ST	Blocks		+/-
			M-A	M-A	M-A	M-A	OR	DR	TOT	PF	FD	BS	BA							
25	Enrique Freeman	F 29:11	9-11	0-0	4-7	4	11	15	3	8	22	1	1	0	1	0	1	0	27	
2	Greg Tribble	G 33:34	0-4	0-0	5-6	3	1	4	1	3	5	3	1	1	1	0	0	1	26	
4	Trendon Hankerson	G 35:00	4-11	3-9	0-0	0	5	5	1	0	11	1	2	0	0	0	0	24		
13	Xavier Castaneda	G 31:00	5-14	3-11	3-3	2	2	4	2	4	16	4	2	0	0	0	0	24		
34	Nate Johnson	G 31:08	5-11	3-6	0-0	3	4	7	1	0	13	2	0	1	0	1	0	29		
11	Sammy Hunter	14:07	4-7	1-2	0-0	2	1	3	1	1	9	0	0	0	0	0	0	3		
1	Garvin Clarke	15:56	1-5	0-1	0-0	1	1	2	2	0	2	2	1	1	0	1	0	3		
3	Kobe Mitchell	03:15	0-1	0-1	0-0	0	1	1	0	0	0	0	0	0	0	0	0	-1		
0	Amani Lyles	03:01	0-0	0-0	0-1	0	0	0	1	1	0	1	0	0	0	0	0	-1		
5	Tavari Johnson	02:24	0-0	0-0	0-0	0	1	1	0	0	0	0	0	0	1	1	0	1		
20	Evan Wilson	01:24	0-0	0-0	0-0	0	0	0	0	0	0	0	0	0	1	0	0	0		
Team						2	1	3			0									
<b>Totals</b>			28-64	10-30	12-17	17	28	45	12	17	78	14	9	4	2	3	27			

**Shooting By Period**

1 <sup>st</sup> FG%	10-33	30.3%
3PT%	4-15	26.7%
FT%	5-8	62.5%
2 <sup>nd</sup> FG%	18-31	58.1%
3PT%	6-15	40.0%
FT%	7-9	77.8%
GM FG%	28-64	43.8%
3PT%	10-30	33.3%
FT%	12-17	70.6%

Dead Ball Rebounds: 2, 0

Technical Fouls: NONE

**Eastern Mich. - 51** Record: 6-20 (3-10)

NO.	Name	Min	FG		3P		FT		Rebounds			Fouls		TP	AS	TO	ST	Blocks		+/-
			M-A	M-A	M-A	M-A	OR	DR	TOT	PF	FD	BS	BA							
23	Legend Geeter	F 18:26	3-6	0-0	0-0	1	0	1	2	1	6	0	1	1	0	1	0	1	-11	
2	Noah Farrakhan	G 32:51	5-10	0-0	1-2	1	4	5	4	3	11	2	1	0	0	0	0	-20		
5	Tyson Acuff	G 30:31	1-6	0-3	0-0	0	3	3	2	1	2	3	2	1	0	0	0	-25		
10	Orlando Lovejoy	G 18:30	3-5	0-0	1-2	0	2	2	5	1	7	0	1	0	0	0	-12			
21	Emoni Bates	G 32:24	3-13	1-9	6-6	0	3	3	1	3	13	3	4	0	2	0	-23			
0	Kevin-David Rice	25:40	1-2	0-1	2-2	0	2	2	0	1	4	1	0	1	0	0	-13			
1	Colin Golson	11:37	0-1	0-0	0-0	0	1	1	1	0	0	0	1	0	1	0	-16			
4	Jalin Billingsley	12:31	2-2	0-0	2-2	1	2	3	2	1	6	0	0	0	0	0	-8			
22	Yusuf Jihad	09:19	0-2	0-1	0-0	0	2	2	0	1	0	0	1	1	0	0	2			
35	Javante Randle	02:13	1-1	0-0	0-0	0	1	1	0	0	2	0	1	0	0	0	-7			
3	Luka Savicevic	02:24	0-1	0-0	0-0	0	0	0	0	0	0	0	0	0	0	0	-1			
33	Derek Ballard	02:24	0-1	0-1	0-0	0	0	0	0	0	0	0	0	0	0	0	-1			
13	Prakash Ketterhagen	01:10	0-0	0-0	0-0	0	0	0	0	0	0	0	0	0	0	0	0			
Team						2	2	4			0									
<b>Totals</b>			19-50	1-15	12-14	5	22	27	17	12	51	9	13	4	3	2	-27			

Technical Fouls: NONE

**Shooting By Period**

1 <sup>st</sup> FG%	8-25	32.0%
3PT%	0-8	0.0%
FT%	4-4	100%
2 <sup>nd</sup> FG%	11-25	44.0%
3PT%	1-7	14.3%
FT%	8-10	80%
GM FG%	19-50	38.0%
3PT%	1-15	6.7%
FT%	12-14	85.7%

Dead Ball Rebounds: 0, 0

	AKR	EMU	Points from	AKR	EMU	Period by Period Scoring			
Biggest lead	27 (2 <sup>nd</sup> 2:00)	2 (1 <sup>st</sup> 17:42)	Turnovers	18	10	1st	2nd	TOT	
Best Scoring Run	8 (1 <sup>st</sup> 14:18)	6 (1 <sup>st</sup> 7:31)	Paint	36	30	AKR	29	49	78
Lead Changes	4		Second Chance	18	6	EMU	20	31	51
Times Tied	1		Fast Breaks	0	4				
Time with Lead	36:44	01:27	Bench	11	12				





## 2022-23 Akron Men's Basketball Combined Team Statistics All games

Page 1/1  
as of Feb 15, 2023

### Game Records

Record	Overall	Home	Away	Neutral
ALL GAMES	18-8	12-1	5-4	1-3
CONFERENCE	10-3	5-1	5-2	0-0
NON-CONFERENCE	8-5	7-0	0-2	1-3

### Score by Periods

Team	1st	2nd	OT	TOT
Akron	893	984	11	1888
Opponents	766	891	10	1667

### Team Box Score

No.	Player				Total		3-Point		F-Throw		Rebounds											
		GP-GS	MIN	AVG	FG-FGA	FG%	3FG-3FGA	3FG%	FT-FTA	FT%	OFF	DEF	TOT	AVG	PF	DQ	A	TO	BLK	STL	PTS	AVG
13	CASTANEDA, Xavier	24-24	799:31	33.3	136-321	.424	85-211	.403	158-189	.836	18	84	102	4.3	36	0	65	48	2	26	515	21.5
25	FREEMAN, Enrique	26-26	790:59	30.4	160-266	.602	1-3	.333	84-138	.609	91	201	292	11.2	59	2	51	56	31	16	405	15.6
4	HANKERSON, Trendon	26-26	849:40	32.7	82-214	.383	62-162	.383	21-28	.750	10	101	111	4.3	53	0	54	35	14	21	247	9.5
11	HUNTER, Sammy	26-17	488:32	18.8	67-173	.387	31-108	.287	11-18	.611	24	43	67	2.6	44	1	12	13	2	4	176	6.8
2	TRIBBLE, Greg	26-26	750:37	28.9	62-160	.388	1-12	.083	43-60	.717	25	51	76	2.9	65	2	63	33	6	21	168	6.5
5	JOHNSON, Tavari	25-9	405:43	16.2	52-128	.406	19-54	.352	6-10	.600	7	41	48	1.9	39	0	47	39	4	23	129	5.2
34	JOHNSON, Nate	26-2	495:45	19.1	42-90	.467	18-40	.450	8-12	.667	25	53	78	3.0	41	1	22	27	1	22	110	4.2
1	CLARKE, Garvin	17-0	221:38	13.0	13-51	.255	4-27	.148	7-11	.636	14	17	31	1.8	17	0	14	15	2	9	37	2.2
0	LYLES, Amani	23-0	112:46	4.9	16-33	.485	0-1	.000	14-21	.667	15	8	23	1.0	31	1	4	8	7	8	46	2.0
3	MITCHELL, Kobe	20-0	228:12	11.4	12-40	.300	10-36	.278	4-4	1.000	2	12	14	0.7	19	0	8	6	1	8	38	1.9
20	WILSON, Evan	10-0	29:10	2.9	4-10	.400	4-8	.500	0-2	.000	0	1	1	0.1	4	0	3	3	0	2	12	1.2
12	MAYFIELD, Pat	8-0	18:51	2.4	2-6	.333	0-3	.000	1-2	.500	0	7	7	0.9	1	0	0	0	1	2	5	0.6
Team											47	45	92				10					
<b>Total</b>		<b>26</b>	<b>5191</b>		<b>648-1492</b>	<b>.434</b>	<b>235-665</b>	<b>.353</b>	<b>357-495</b>	<b>.721</b>	<b>278</b>	<b>664</b>	<b>942</b>	<b>36.2</b>	<b>409</b>	<b>7</b>	<b>343</b>	<b>293</b>	<b>71</b>	<b>162</b>	<b>1888</b>	<b>72.6</b>
<b>Opponents</b>		<b>26</b>	<b>5181</b>		<b>610-1446</b>	<b>.422</b>	<b>167-499</b>	<b>.335</b>	<b>280-388</b>	<b>.722</b>	<b>228</b>	<b>620</b>	<b>848</b>	<b>32.6</b>	<b>471</b>	<b>12</b>	<b>297</b>	<b>333</b>	<b>82</b>	<b>147</b>	<b>1667</b>	<b>64.1</b>

### Team Statistics

	UA	OPP
<b>Scoring</b>	<b>1888</b>	<b>1667</b>
Points per game	72.6	64.1
Scoring margin	+8.5	-
<b>Field goals-att</b>	<b>648-1492</b>	<b>610-1446</b>
Field goal pct	.434	.422
<b>3 point fg-att</b>	<b>235-665</b>	<b>167-499</b>
3-point FG pct	.353	.335
3-pt FG made per game	9.0	6.4
<b>Free throws-att</b>	<b>357-495</b>	<b>280-388</b>
Free throw pct	.721	.722
F-Throws made per game	13.7	10.8
<b>Rebounds</b>	<b>942</b>	<b>848</b>
Rebounds per game	36.2	32.6
Rebounding margin	+3.6	-
<b>Assists</b>	<b>343</b>	<b>297</b>
Assists per game	13.2	11.4
<b>Turnovers</b>	<b>293</b>	<b>333</b>
Turnovers per game	11.3	12.8
Turnover margin	+1.5	-
Assist/turnover ratio	1.2	0.9
<b>Steals</b>	<b>162</b>	<b>147</b>
Steals per game	6.2	5.7
<b>Blocks</b>	<b>71</b>	<b>82</b>
Blocks per game	2.7	3.2
<b>Winning streak</b>	<b>1</b>	<b>-</b>
Home win streak	0	-
<b>Attendance</b>	<b>25032</b>	<b>28820</b>
Home games-Avg/Game	13-1926	9-3202
Neutral site-Avg/Game	-	4-2516

### Team Results

Date	Opponent		Score	Att.
11/07/2022	South Dakota St.	Wot	81-80	2157
11/11/2022	vs Mississippi St.	L	54-73	5213
11/15/2022	Morgan St.	W	65-59	1759
11/21/2022	vs Western Ky.	W	72-53	1250
11/22/2022	vs LSU	L	58-73	1200
11/23/2022	vs Nevada	L	58-62	2400
11/30/2022	at Marshall	L	57-68	4012
12/04/2022	Muskingum	W	80-33	1466
12/11/2022	Jackson St.	W	85-72	1385
12/14/2022	Wright St.	W	66-54	1398
12/19/2022	Maine	W	87-55	1424
12/22/2022	at Bradley	L	55-74	3530
12/30/2022	Concord	W	84-58	1550
01/03/2023	NIU	W	76-51	0
01/06/2023	at Ball St.	L	63-70	3476
01/10/2023	at Bowling Green	W	74-70	1844
01/13/2023	Eastern Mich.	W	104-67	2177
01/17/2023	at Central Mich.	W	69-51	1509
01/21/2023	at Western Mich.	W	63-55	2288
01/24/2023	Miami (OH)	W	73-68	1620
01/28/2023	Ohio	W	83-77	2234
01/31/2023	at Buffalo	W	81-64	5001
02/03/2023	Kent St.	W	67-55	5821
02/07/2023	Toledo	L	74-84	2041
02/10/2023	at Ohio	L	81-90	5038
02/14/2023	at Eastern Mich.	W	78-51	2122



## 2022-23 Akron Men's Basketball Combined Team Statistics In Conference games

Page 1/1  
as of Feb 15, 2023

### Game Records

Record	Overall	Home	Away	Neutral
ALL GAMES	10-3	5-1	5-2	0-0
CONFERENCE	10-3	5-1	5-2	0-0
NON-CONFERENCE	0-0	0-0	0-0	0-0

### Score by Periods

Team	1st	2nd	OT	TOT
Akron	465	521	0	986
Opponents	392	461	0	853

### Team Box Score

No.	Player	Total			3-Point			F-Throw		Rebounds				Other Stats								
		GP-GS	MIN	AVG	FG-FGA	FG%	3FG-3FGA	3FG%	FT-FTA	FT%	OFF	DEF	TOT	AVG	PF	DQ	A	TO	BLK	STL	PTS	AVG
13	CASTANEDA, Xavier	11-11	376:50	34.3	72-160	.450	42-107	.393	75-86	.872	10	33	43	3.9	24	0	26	24	1	12	261	23.7
25	FREEMAN, Enrique	13-13	401:40	30.9	91-145	.628	1-2	.500	57-84	.679	47	115	162	12.5	32	2	21	27	18	7	240	18.5
4	HANKERSON, Trendon	13-13	434:23	33.4	41-114	.360	33-92	.359	8-10	.800	4	48	52	4.0	29	0	30	18	10	9	123	9.5
11	HUNTER, Sammy	13-11	243:39	18.7	36-74	.486	19-48	.396	5-9	.556	12	17	29	2.2	28	1	4	9	1	3	96	7.4
2	TRIBBLE, Greg	13-13	400:32	30.8	33-82	.402	0-3	.000	28-36	.778	13	23	36	2.8	33	1	38	17	4	10	94	7.2
34	JOHNSON, Nate	13-1	251:18	19.3	23-47	.489	10-22	.455	6-8	.750	13	28	41	3.2	24	1	16	12	0	9	62	4.8
5	JOHNSON, Tavari	13-3	179:41	13.8	18-56	.321	6-22	.273	1-2	.500	2	16	18	1.4	23	0	21	15	2	9	43	3.3
0	LYLES, Amani	11-0	51:36	4.7	9-18	.500	0-1	.000	8-9	.889	3	3	6	0.5	18	1	2	2	3	4	26	2.4
1	CLARKE, Garvin	9-0	83:35	9.3	6-21	.286	2-10	.200	3-4	.750	5	6	11	1.2	5	0	6	5	0	5	17	1.9
3	MITCHELL, Kobe	11-0	121:58	11.1	5-20	.250	5-18	.278	2-2	1.000	0	5	5	0.5	8	0	6	2	0	2	17	1.5
20	WILSON, Evan	5-0	12:17	2.5	2-4	.500	2-3	.667	0-0	.000	0	0	0	0.0	0	0	0	1	0	0	6	1.2
12	MAYFIELD, Pat	4-0	08:56	2.2	0-2	.000	0-1	.000	1-2	.500	0	3	3	0.8	1	0	0	0	1	1	1	0.3
Team											25	21	46					6				
<b>Total</b>		<b>13</b>	<b>2566</b>		<b>336-743</b>	<b>.452</b>	<b>120-329</b>	<b>.365</b>	<b>194-252</b>	<b>.770</b>	<b>134</b>	<b>318</b>	<b>452</b>	<b>34.8</b>	<b>225</b>	<b>6</b>	<b>170</b>	<b>138</b>	<b>40</b>	<b>71</b>	<b>986</b>	<b>75.8</b>
<b>Opponents</b>		<b>13</b>	<b>2556</b>		<b>297-697</b>	<b>.426</b>	<b>80-251</b>	<b>.319</b>	<b>179-240</b>	<b>.746</b>	<b>116</b>	<b>296</b>	<b>412</b>	<b>31.7</b>	<b>241</b>	<b>9</b>	<b>138</b>	<b>163</b>	<b>38</b>	<b>64</b>	<b>853</b>	<b>65.6</b>

### Team Statistics

	UA	OPP
<b>Scoring</b>	<b>986</b>	<b>853</b>
Points per game	75.8	65.6
Scoring margin	+10.2	-
<b>Field goals-att</b>	<b>336-743</b>	<b>297-697</b>
Field goal pct	.452	.426
<b>3 point fg-att</b>	<b>120-329</b>	<b>80-251</b>
3-point FG pct	.365	.319
3-pt FG made per game	9.2	6.2
<b>Free throws-att</b>	<b>194-252</b>	<b>179-240</b>
Free throw pct	.770	.746
F-Throws made per game	14.9	13.8
<b>Rebounds</b>	<b>452</b>	<b>412</b>
Rebounds per game	34.8	31.7
Rebounding margin	+3.1	-
<b>Assists</b>	<b>170</b>	<b>138</b>
Assists per game	13.1	10.6
<b>Turnovers</b>	<b>138</b>	<b>163</b>
Turnovers per game	10.6	12.5
Turnover margin	+1.9	-
Assist/turnover ratio	1.2	0.8
<b>Steals</b>	<b>71</b>	<b>64</b>
Steals per game	5.5	4.9
<b>Blocks</b>	<b>40</b>	<b>38</b>
Blocks per game	3.1	2.9
<b>Winning streak</b>	<b>1</b>	<b>-</b>
Home win streak	0	-
<b>Attendance</b>	<b>13893</b>	<b>21278</b>
Home games-Avg/Game	6-2316	7-3040
Neutral site-Avg/Game	-	0-0

### Team Results

Date	Opponent		Score	Att.
01/03/2023	NIU	W	76-51	0
01/06/2023	at Ball St.	L	63-70	3476
01/10/2023	at Bowling Green	W	74-70	1844
01/13/2023	Eastern Mich.	W	104-67	2177
01/17/2023	at Central Mich.	W	69-51	1509
01/21/2023	at Western Mich.	W	63-55	2288
01/24/2023	Miami (OH)	W	73-68	1620
01/28/2023	Ohio	W	83-77	2234
01/31/2023	at Buffalo	W	81-64	5001
02/03/2023	Kent St.	W	67-55	5821
02/07/2023	Toledo	L	74-84	2041
02/10/2023	at Ohio	L	81-90	5038
02/14/2023	at Eastern Mich.	W	78-51	2122