

# AKRON BASKETBALL

Game 28 | at Toledo



122nd Season | MAC Tournament Champions: 2009, 2011, 2013, 2022 | MAC Regular-Season Champions: 2012, 2013, 2016, 2017, 2020

## 2022-23 BASKETBALL SCHEDULE

Date	Opponent	TV	Time
Nov. 7	<b>South Dakota State</b>	..... W	81-80 OT
Nov. 11	Mississippi State \$	..... L	73-54
Nov. 15	<b>Morgan State</b>	..... W	65-59
Nov. 21	Western Kentucky %	..... W	72-53
Nov. 22	LSU %	..... L	73-58
Nov. 23	Nevada %	..... L	62-58
Nov. 30	Marshall	..... L	68-57
Dec. 4	<b>Muskingum</b>	..... W	80-33
Dec. 11	<b>Jackson State</b>	..... W	85-72
Dec. 14	<b>Wright State</b>	..... W	66-54
Dec. 19	<b>Maine</b>	..... W	87-55
Dec. 22	Bradley	..... L	74-55
Dec. 30	<b>Concord</b>	..... W	84-58
Jan. 3	<b>Northern Illinois *</b>	..... W	76-51
Jan. 6	Ball State *	..... L	70-63
Jan. 10	Bowling Green *	..... W	74-70
Jan. 13	<b>Eastern Michigan *</b>	..... W	104-67
Jan. 17	Central Michigan *	..... W	69-51
Jan. 21	Western Michigan *	..... W	63-55
Jan. 24	<b>Miami *</b>	..... W	73-68
Jan. 28	<b>Ohio *</b>	..... W	83-77
Jan. 31	Buffalo *	..... W	81-64
Feb. 3	<b>Kent State *</b>	..... W	67-55
Feb. 7	<b>Toledo *</b>	..... L	84-74
Feb. 10	Ohio *	..... L	90-81
Feb. 14	Eastern Michigan *	..... W	78-51
Feb. 18	<b>Buffalo *</b>	..... W	86-66
Feb. 21	Toledo *	ESPN+ .....	7 PM
Feb. 25	<b>Western Michigan *</b>	ESPN+ .....	4 PM
Feb. 28	<b>Ball State *</b>	ESPN+ .....	7 PM
March 3	Kent State *	WC .....	TBA

Home games **BOLD** | All Game Times and Dates subject to change | WC - MAC 21-day Wildcard Game Selection | \* MAC game  
 \$ Barstool Sports Invitational - Philadelphia, Pa.  
 % Cayman Islands Classic - Grand Cayman Island

## Akron (19-8, 11-3) at Toledo (21-6, 12-2 MAC)

Tuesday, Feb. 21 • Savage Arena

Toledo, Ohio • 7 PM • ESPN+



### TOLEDO HEAD COACH

**Tod Kowalczyk** (Minnesota Duluth '89)

Overall Record: 388-279 (21st Season)

Record at UT: 256-167 (13th Season)

MAC Record: 141-89 (13th Season)

### AKRON ZIPS HEAD COACH

**John Groce** (Taylor '94)

Career Record: 295-199 (15th Season)

Record at Akron: 113-67 (6th Season)

Overall MAC Record: 99-71 (at Ohio and Akron)

### ALL-TIME SERIES

Toledo Leads: 40-29

Last Meeting: Toledo 84, Akron 74

First Meeting: Akron 37, Toledo 8

Groce vs. Toledo 2-7 (7-8 Overall)

at James A. Rhodes Arena on Feb. 7, 2023

in Akron 1915-16 season

In Akron: 17-13, Neutral: 2-1, In Toledo: 10-26

### BROADCAST

**TV/Video:** ESPN+ **Mason Lowry** (PxP) and **Rhett Boyd** (analyst)

**Radio:** Akron Sports Network - **Dave Skoczen** (PxP), **Joe Dunn** (Analyst)-WHLO 640 AM (iHeart Radio)

**Live Stats:** GoZips.com/Schedule - Live Stats

### QUICK HITS

- Akron is one of two teams in the MAC to play 5 Top 100 NET teams in non-conference play this season: Buffalo (6), Akron (5), Miami (4), Eastern Michigan (3), Northern Illinois (3), Ohio (3), Kent State (3), Toledo (3), Western Michigan (3), Central Michigan (2), Ball State (0), Bowling Green (0).

- Akron is 19-8 this season with all losses coming from opponents in the Top 100 NET rankings with a total win-loss record of 57-14 before conference play: 76 LSU (12-1), 37 Mississippi State (11-2), 55 Nevada (12-3), 66 Marshall (12-3), 62 Bradley (10-5). Zips fell to 100 Ball State, 102 Toledo and 145 Ohio.

- The Naismith Basketball Hall of Fame announced the Top 10 candidates for the 2023 Karl Malone Award. Enrique Freeman (Akron), Drew Timme (Gonzaga), Azuolas Tubelis (Arizona), Trayce Jackson-Davis (Indiana), Hunter Tyson (Clemson), Kris Murray (Iowa), DaRon Holmes II (Dayton), Norchad Omier (Miami (Fla.)), Kyle Filipowski (Duke) and Bryce Hopkins (Providence).

- Freeman and Castaneda rank in the NCAA Top 30 players in at least six categories  
**Freeman:** 4th REBS (302), 5th REBS/G (11.2), 7th DREB/G (7.7), 6th Double-Doubles (15), 16th OREB/G (3.4), 27th FG% (60.1), 1 of 14 to avg dbl-dbl, 1 of 16 avg. dbl digit rbs  
**Castaneda:** 4th FTM (169), 6th 3PT FG/G (3.6), 6th FTA (201), 10th PPG (21.8), 12th 3PT Made (90), 18th 3PT Attempts (220), 25th Total Points (545) and 38th 3PT FG% (.409).

Akron	STAT BREAKDOWN	Toledo
73.1	SCORING AVERAGE	84.7
+8.9	SCORING MARGIN	+7.7
.436	FG PERCENTAGE	.486
.354	3PT PERCENTAGE	.395
9.0	3PT FG MADE PER GAME	8.5
.728	FT PERCENTAGE	.765
36.3	REBOUND PER GAME	35.0
+3.8	REBOUNDING MARGIN	+0.9
13.3	ASSISTS PER GAME	15.0
11.3	TURNOVERS PER GAME	10.0
6.3	STEALS PER GAME	6.7
2.7	BLOCKS PER GAME	2.9

2022-23 AKRON BASKETBALL

**PROBABLE STARTERS**



## AKRON QUICK FACTS

Location ..... Akron, Ohio (44325)  
 Population ..... 200,000 (fifth largest in Ohio)  
 Founded ..... 1870 (as Buchtel College)  
 Enrollment ..... 20,500  
 Nickname ..... Zips  
 Colors ..... Blue (PMS 282) and Gold (PMS 7503)  
 Conference ..... Mid-American  
 President ..... Dr. Gary L. Miller  
 Director of Athletics ..... Charles Guthrie  
 Deputy AD ..... Markus Jennings  
 Sr Associate AD/SWA ..... Jackie Wallgren  
 Faculty Athletics Representative ... Dr. Matthew Juravich  
 Athletic Dept. Phone: ..... (330) 972-7080  
 Ticket Office Phone: ..... 1-888-99-AKRON

## JAMES A. RHODES ARENA

Capacity ..... 5,500  
 Opened ..... December 3, 1983  
 ..... W, 78-74 over Eastern Michigan  
 Seating ..... 2,096 arm-chair seating  
 ..... 3,404 bleacher-style seating  
 Record at Rhodes Arena.... 453-136 (.767) - 39 Seasons  
 Record under John Groce ..... 111-66 (6th Season)  
 Press Row Phone ..... (330) 374-8771

## PROGRAM HISTORY

Seasons of Basketball ..... 122nd  
 First Season of Basketball ..... 1901-02  
 Seasons of Division I Basketball ..... 42nd  
 First Season of Division I Basketball ..... 1980-81  
 All-Time Record ..... 1,688-1,069 (.611)  
 All-Time Division I Record ..... 727-549 (.564)  
 All-Time MAC Record ..... 297-240 (.543) 29 seasons  
 MAC Tournament Titles ..... 4 (2009, 2011, 2013, 2022)  
 MAC Regular Season Titles 5 (2012, 2013, 2016, 2017, 2020)  
 NCAA Tournament Appearances ..... 14  
 NCAA DI Tournament Appearances (Yrs) .5 (1986, 2009, 2011, 2013, 2022)  
 NIT Appearances (Yrs) 7 (1987, 1989, 2006, 2008, 2012, 2016, 2017)  
 CBI Appearances (Yrs) ..... 1 (2010)  
 CIT Appearances (Yrs) ..... 1 (2014)

## GoZips.com

Twitter ..... @ZipsMBB | @JohnGroce | @AkronZips  
 Facebook ..... Facebook.com/ZipsMBB | /AkronZips  
 Instagram ..... @ZipsMBB  
 YouTube ..... YouTube.com/ZipsAthletics

## ATHLETICS COMMUNICATIONS

**Brian Dennison** (Men's Basketball Contact)  
 Assistant Director for Communications  
 (330) 972-6292 office | (330) 962-0366 cell  
 bld2@uakron.edu

**Sean Palchick** (Women's Basketball Contact)  
 Associate Director of Athletics Communications  
 Office Phone: (330) 972-2677  
 Email: spalchick@uakron.edu

## WHAT'S AHEAD

Akron battles top-ranked Toledo Rockets at Savage Arena and will attempt to snap their 11-game winning streak on Tuesday, Feb. 21 at 7 p.m. The game will be broadcasted ESPN+ from the James A. Rhodes Arena with Michael Reghi (pxp) and Jeff Phelps (analyst) on the call. Fans can listen to Akron Sports Radio Network on WHLO 640 AM with Dave Skoczen (PXP) and Joe Dunn (analyst). Live stats are also available on GoZips.com.

## THE AKRON-TOLEDO SERIES

Tuesday's game marks the 70th meeting in series history between Akron and Toledo, and 16th meeting for a Groce coached squad (8th at Akron). Toledo owns a 40-29 all-time series advantage while Groce is 7-8 all-time and 2-7 at Akron against the Rockets. The Zips have won 10 of the last 20 meetings and snapped a four-game losing skid with a 95-94 overtime win on Jan. 16, 2021, at James A. Rhodes Arena. In 2022, the Rockets won the regular season matchup 84-67 on Jan. 28, but the Zips retaliated by knocking off the No. 1 seeded Rockets in the 2022 MAC Tournament and advance to the NCAA First Round. The Rockets won the first meeting in 2023 (84-74) at The JAR.

The Rockets claimed a 91-76 win at Savage Arena on Feb. 2, 2021. In 2018, the two teams met at Savage Arena (Jan. 5) on CBS Sports Network as Toledo claimed a narrow 67-65 advantage. Almost a month later (Feb. 3), Toledo claimed its second win of the season, 77-56, at Rhodes Arena. Over the last two seasons, Toledo claimed the lone matchups at Savage Arena 63-52 (Feb. 5, 2019) and at James A. Rhodes Arena 99-89 (Jan. 18, 2020).

UA is 17-13 all-time at Rhodes Arena, 10-26 on the road at Savage Arena, and 2-1 in the MAC Tournament with a loss at Quicken Loans Arena.

## SCOUTING THE ROCKETS

The Toledo Rockets are riding a 11-game winning streak, standing 21-6 overall and 12-2 in the MAC. The Rockets are 11-1 at home, 8-3 on the road and 2-2 in neutral site games this season.

The Rockets average 84.7 points per game on 48.6 percent shooting from the floor and 38.5 percent effort from beyond the 3-point arc, draining 8.5 triples a game. In addition, Toledo shoots 76.5 percent from the free throw line with 16.6 FT made per game.

UT has four players scoring in double figures led by Rayj Dennis with 19.1 points per game. He shoots 46.9 percent from the floor and 35.3 percent from deep with a third-best 42 made 3-point field goals. Dennis owns a team-high 156 assists (5.78 Ast/g) and grabs a fourth-best 116 rebounds (4.3 Reb/g).

JT Shumate and Setric Millner, Jr. follow with 17.1 and 15.3 points per game, respectively. Shumate is second on the squad from beyond the 3-point arc with 47 triples on 40.9 percent shooting from deep, while Millner averages 5.9 rebounds per game (158 rebs) and adds 40 long distance buckets on 47.1 percent from the floor and 39.2 from deep. Dante Maddox, Jr. rounds out the double-digit scoring with 11.4 points per game. He leads the team in 3-pointers made (48) while cashing in with a team-best 44.9 percent.

Defensively, Toledo allows its opponents to score 77.0 points per game on 46.0 percent shooting from the floor and 37.1 percent from 3-point range, allowing 8.6 long distance strikes per night. The Rockets caused 349 turnovers (12.9 to/g) with 147 steals (5.4 stl/g). UT outrebounds the opponent by a narrow +0.9 margin as the opponent grabbed 919 total boards (34.0 rebs/g) compared to the 944 total rebounds (35.0 rebs/g) secured.

## ON THE ROAD

Akron is 5-4 in true road games this season, defeating EMU (78-51) before dropping the last game to Ohio (90-81) before winning four straight games after snapping a three-game setback streak at Bowling Green (74-70) and following with wins at Central Michigan (69-51), Western Michigan (63-55) and Buffalo (81-64). Akron fell to Ball State (70-63), Marshall (68-57) and Bradley (74-55). The Zips are 1-3 in neutral site games this season. Akron finished 8-4 on the road in 2021-22, dropping the season opening game to Ohio State (67-66) as time expired and defeating Wright State by a decisive 18 points (66-48). The Zips second road setback came against Kent State (67-55) in the first installment of the 2021-22 Wagon Wheel series. Zips bounced back with 91-66 win over Bowling Green and a 60-56 win over Central Michigan. The Zips fell at Toledo (84-76). Zips defeated Miami (71-59) and NIU (70-64) in back-to-back road contests but fell to WMU (61-57). Akron defeated Eastern Michigan 67-48, Ohio (91-83) and Ball State (79-60) to end the season.

## AKRON IN THE MAC

Akron is 51-19 over the last three seasons in MAC play, owning the highest winning percentage (.714) in the league. The Zips are 37-15 in the MAC under the new conference format without divisions (new in 2020-21). Akron is 88-24 (.795) at home in league play since the start of the 2011 MAC schedule. UA has seen a ton of success in league play since the start of the 2004-05 season, and is 220-101 overall (.681), including a 132-31 mark in MAC play at home (.822). The Zips' 220 wins are the most in the league during that stretch. The Zips have won 135 of their last 193 MAC games (.694).



## 2022-23 AWARDS AND HONORS

### Karl Malone Award Top 10

Enrique Freeman (Feb. 6)

### MAC Player of the Week

Xavier Castaneda (Feb. 6)

Enrique Freeman (Jan. 9)

Enrique Freeman (Jan. 30)

### Lute Olson Player of the Week

Xavier Castaneda (Feb. 6)

### Cayman Islands Classic

#### All-Tournament Team

Xavier Castaneda

## 2022-23 PRESEASON POLL

### MAC Men's Basketball Preseason Coaches Poll

1. Kent State (6) - 135 points
2. Toledo (4) - 131
3. Akron (2) - 127
4. Ball State -- 94
5. Ohio -- 91
6. Buffalo -- 82
7. Eastern Michigan -- 68
8. Western Michigan -- 66
9. Bowling Green -- 42
10. Central Michigan -- 38
11. Miami -- 36
12. Northern Illinois - 26

### MAC Tournament Champion:

Kent State (4), Toledo (3), Akron (2), Eastern Michigan (1), Western Michigan (1)

### Preseason All-MAC First Team

Enrique Freeman, F, Akron, Jr.  
Payton Sparks, C, Ball State, So.  
Sincere Carry, G, Kent State, R-Sr.  
JT Shumate, F, Toledo, Sr.  
Lamar Norman Jr., G, Western Michigan, Sr.

### Preseason All-MAC Second Team

Xavier Castaneda, G, Akron, Sr.  
Kevin Miller, G, Central Michigan, So.  
Emoni Bates, F, Eastern Michigan, So.  
Malique Jacobs, G, Kent State, R-Sr.  
Setric Millner Jr., F, Toledo, Sr.

### 2021-22 MAC Postseason Awards

#### Defensive Player of the Year

Enrique Freeman

#### All-Defensive Team - Enrique Freeman

#### Second Team All-MAC - Enrique Freeman

#### Honorable Mention - Xavier Castaneda

In 2021-22, Freeman ranked No. 1 in the nation in field goal percentage (.665) and landed in the NCAA Top 20 in six categories: No. 4 total rebounds (367), No. 6 rebounds per game (10.8), No. 8 double-doubles (18), No. 9 defensive rebounds per game (7.53) and No. 19 offensive rebounds per game (3.26). Freeman was one of 13 players in the NCAA to average a double-double in points (13.2) and rebounds (10.8). He led the MAC in 5-of-6 categories,

## TEAM CAPTAINS

For the first time in six seasons, Akron head coach John Groce named captains for Zips basketball. Enrique Freeman, Xavier Castaneda, Greg Tribble and Trendon Heankerson were nominated and accepted their new roles as Akron heads into Mid-American Conference play.

## THE POLLS - ZIPS ENTER MID-MAJOR TOP 25 POLL

The Akron Zips appeared on The CollegeInsider.com Mid-Major Top 25 Poll, ranking 18th overall on Feb. 6, 2023 as a result of an eight-game winning streak and taking over sole position at the top of the MAC, defeating rival Kent State 67-55. The Zips dropped the next two games, falling out of the Top 25. In the Ken Pom rankings, Akron ranks 95th overall in the NCAA, and 89th in defensive efficiency (100.7) and 126th in adjusted offensive efficiency (107.5). Akron is No. 1 in the MAC in adjusted defensive efficiency (101.9) and No. 2 adjusted offensive efficiency (113.7). The Zips rank No. 93 in the NCAA NET Rankings.

## MR. DOUBLE-DOUBLE

Enrique Freeman is 1-of-14 players in the NCAA to average a double-double, scoring 15.6 points per game and grabbing 11.2 boards per contest. He ranks 11th in the NCAA with 14 double-doubles which tops the MAC. He pulled down double-digit rebounds in 17-of-26 outings, including a 15-rebound, 32-point career-best performance against Ohio. In addition, he has 19 double-digit scoring efforts, scoring 27, 23 (2x), 21 (2x), 20, 19, 18 (3x), 17 (2x), 14, 13 (2x), 11 and 10 (2x)-points. He is currently ranked in rebounds per game (11.2 - 5th-NCAA, 1st-MAC), double-doubles (14 - 11th-NCAA, 1st-MAC), total rebounds (292 - 4th-NCAA, 1st-MAC), defensive rebounds per game (7.73 - 8th-NCAA, 1st-MAC), offensive rebounds per game (3.5 - 14th-NCAA, 2nd-MAC) and field goal percentage (60.4 - 26th NCAA - 2nd MAC). Freeman earned MAC Player of the Week (twice), averaging 25 points and 14.5 rebounds to open league play (Jan. 9) and 22.5 points and 11.5 rebounds (Jan. 30) for a pair of league wins.

## X FACTOR

Castaneda leads the Akron Zips and the MAC scoring with 21.5 points per game (11th NCAA, 1st MAC). He scored in double figures 23-of-24 games, including a six 30+ point performances. He set a career-high 34 points against Ohio, registered 33 against Maine, tallied 32 against Western Michigan, Miami and Buffalo after opening the season with 31 points against South Dakota State. He is shooting 40.3 percent from long distance (41st NCAA, 2nd MAC) and averages 3.54 trifectas per game (6th NCAA, 1st MAC) with a team-best 85 triples (12th NCAA, 1st MAC). Castaneda is the squad's assist leader, dishing out 2.65 helpers per game with 65 assists to date. He ranks in the NCAA Top 5 in free throws made (158 - 5th NCAA, 1st MAC), free throw attempts (189 - 9th NCAA, 1st MAC). Castaneda was named to the 2022 Cayman Islands Classic All-Tournament team, averaging 18.3 points, 4.3 rebounds and 2.7 assists.

## JOHNSON N JOHNSON

Freshmen Nate Johnson (redshirt) and Tavari Johnson are starting to impact the Zips offensive output. Nate Johnson averages 19.1 minutes per game, scoring 4.2 points on 46.7 percent shooting from the floor. He shoots 45.0 percent from deep, draining 18-of-40 long-distance buckets. He impacts both ends of the floor, grabbing 78 rebounds for 3.0 per game and adds 22 steals. Tavari Johnson had a breakout game against Nevada in the Cayman Islands with a career-high 21 points on 9-of-10 shooting from the field and a perfect 3-of-3 showing from downtown. He joined the starting lineup on Dec. 4 and averages 16.2 minutes and 5.2 points per game. He shoots 40.6 percent from the floor and 35.2 percent from deep with 19 made trifectas. He adds 48 rebounds, 47 assists and 23 steals.

## LAST TIME VS THE ROCKETS

The Akron Zips dropped an 84-74 decision to the visiting Toledo Rockets, suffering their first home loss of the season and snapping an eight-game winning streak at James A. Rhodes Arena. Senior guard Xavier Castaneda led Akron with a game-high 23 points, graduate transfer guard Trendon Hankerson contributed 20 and junior forward Enrique Freeman posted 10 points and 12 rebounds in the contest for his 12th double-double.

The Zips (17-7, 9-2 MAC) relied on their Mid-American Conference-leading scoring defense to keep themselves in the game, recording five steals and holding Toledo below its scoring average of 84.9 points per game. Despite foul trouble, Freeman notched his 15th double-digit rebounding effort of the season, maintaining his position as the MAC's top rebounder. Despite facing deficits throughout the game, Akron battled back time and again, closing to within three (55-52) early in the second half. Later in the frame, a pair of free throws brought the Zips within three, but the Rockets (18-6, 9-2 MAC) were able to prevail down the stretch.

The Zips were able to slow Toledo's offense following a fast start for the visitors, who entered the game leading the MAC in scoring. After posting 19 points in the first 10:18 of the game, the Rockets managed just five in the next 5:43, a span in which they shot 1-of-5 and committed three turnovers. The two teams traded baskets down the stretch heading into the half, with Toledo holding a 36-27 lead at the break. Senior forward Setric Millner led Toledo with 20 points and sophomore guard Dante Maddox added 19 for the visitors.

## HOME SWEET HOME

The Zips own a 454-136 (.767) all-time record at Rhodes Arena. In the last 16 seasons, Akron has posted a 250-39 (.864) record at the JAR. Under coach Groce Akron is 74-14 (.825) at home. The Zips are 13-1 at home in 2022-23. Akron went 12-4 at Rhodes Arena in Groce's first year as head coach and followed with a 14-3 effort. The Zips went 15-2 at home in 2019-20 en route to the regular season MAC Championship. During COVID shortened season, Akron posted a 9-1 mark at the JAR (2020-21) and last season the Zips posted a 12-3 record. Groce became the third Akron coach since 1940 to win his first six home games in the first season as head coach. The Zips rattled off seven straight wins at the JAR before falling in the MAC home opener to Buffalo. The Zips set the all-time longest home winning streak record at Rhodes Arena with 30 consecutive wins during the 2015-17 seasons, replacing the 26-game run the Zips made during the 1985-87 seasons under head coach Bob Huggins. The streak ranked No. 2 in the NCAA.





## AKRON'S RECORD WHEN...

<b>At home</b>	<b>13-1</b>
<b>On the road</b>	<b>5-4</b>
<b>Neutral</b>	<b>1-3</b>
Playing on National TV	2-2
In overtime	1-0
<b>In games decided by 1-2 points</b>	<b>1-0</b>
<b>In games decided by 3-5</b>	<b>3-1</b>
<b>In games decided by 6-10 points</b>	<b>3-3</b>
<b>In games decided by 11-20 points</b>	<b>7-3</b>
<b>In games decided by 21 or more</b>	<b>4-0</b>
Scoring First	14-1
Leading at half	12-2
Tied at half	3-0
Trailing at half	2-6
<b>Leading with 10:00 remaining</b>	<b>13-2</b>
<b>Trailing with 10:00 remaining</b>	<b>6-6</b>
<b>Tied with 10:00 remaining</b>	<b>0-0</b>
Leading with 5:00 remaining	15-2
Trailing with 5:00 remaining	3-6
Tied with 5:00 remaining	1-0
<b>UA shoots 50% or better</b>	<b>10-1</b>
<b>UA shoots less than 50%</b>	<b>8-7</b>
UA shoots better than opponent	15-2
UA shoots worse than opponent	4-6
UA shoots the same FG% as opponent	0-0
<b>Opponent shoots 50% or better</b>	<b>4-3</b>
UA out-rebounds opponent	13-4
Opponent out-rebounds UA	5-4
Rebounds are tied	1-0
<b>UA shoots 70% or better at FT line</b>	<b>13-4</b>
UA has more FT attempts	13-2
Opponent has more FT attempts	4-6
FT attempts are tied	1-0
<b>UA shoots 40% or better from 3-point</b>	<b>-5</b>
<b>UA shoots under 40% from 3-point</b>	<b>11-3</b>
UA has more turnovers than opponent	4-6
UA has less turnovers than opponent	13-2
Turnovers are tied	2-0
<b>UA scores 90-plus points</b>	<b>1-0</b>
<b>UA scores 80-89 points</b>	<b>8-1</b>
<b>UA scores 70-79 points</b>	<b>4-1</b>
<b>UA scores 60-69 points</b>	<b>4-1</b>
<b>UA scores 50-59 points</b>	<b>0-5</b>
<b>UA scores 49 or less points</b>	<b>0-0</b>
Opponent scores 90-plus points	0-1
Opponent scores 80-89 points	2-1
Opponent scores 70-79 points	3-4
Opponent scores 60-69 points	3-2
Opponent scores 50-59 point	9-0
Opponent scores 49 or less points	1-0

## AKRON STREAKS...

Current Streak	Won 2
Home Court Streak	Lost 1
Road Streak	Won 1
Neutral Court Streak	Lost 2
Last 5 Games	3-2
Last 10 Games	8-2

## AKRON BY MONTH...

November	3-4
December	5-1
January	8-1
February	3-2
March	0-0

## AKRON BY DAY OF THE WEEK...

Sunday	2-0
Monday	3-0
Tuesday	6-2
Wednesday	1-1
Thursday	0-1
Friday	4-3
Saturday	3-1

## LAST TIME OUT

Senior Xavier Castaneda and junior Enrique Freeman combined for 51 points to power Akron to an 86-66 win over Buffalo to complete a season sweep on Saturday night at James A. Rhodes Arena.

Castaneda poured in a game-high 30 points on 7-of-13 shooting from the field, including a 5-of-9 performance from deep and a 11-of-12 effort from the charity stripe. He added a second-best six rebounds to go along with three assists and a steal. In addition, Castaneda became the 48th player in program history to reach the 1,000-point plateau in a blue and gold uniform. He finished the game with 1,007 points at Akron and 1,500 career points overall.

Freeman collected his 15th double-double of the season with 21 points and 10 boards as Akron out rebounded the Bulls 37-29. Freeman also issued a game-high two blocked shots with four assists and a steal. He shot 7-of-14 from the floor as Akron finished the game shooting 47.5 percent from the field (29-of-61) with eight trifectas.

Freshman Nate Johnson followed a career-high 13-point performance earlier in the week at Eastern Michigan with 11 points on 5-of-6 shooting and a perfect 1-of-1 showing from downtown.

An explosive first half set the Zips (19-8, 11-3 MAC) on a winning course as they posted 46 points in the frame. Behind Freeman's dominance on the glass, they outrebounded Buffalo 37-29, including 11 offensive rebounds to secure second-chance scoring looks.

The Akron defense also harassed the Bulls (12-16, 6-8 MAC) all night long, forcing 13 turnovers and limiting the visitors to 46.4-percent shooting.

With the game in control, Akron never allowed Buffalo to mount a serious rally in the second half, maintaining a double-digit lead throughout and pushing the margin to as many as 26 late in the game.

Graduate student guard Armoni Foster led Buffalo with 12 points and junior forward Isaiah Adams added 11 in defeat.

With the win, the Zips remain in position for a top-four seed in the upcoming MAC tournament and they also sweep the season series with the Bulls. The victory also puts Akron on the precipice of another 20-win season.

## CASTANEDA NAMED MAC PLAYER OF THE WEEK

Senior guard Xavier Castaneda was named Mid-American Conference Player of the Week after leading Akron to a pair of wins and sole possession of first place in the regular season MAC standings as the Zips defeated Buffalo on the road (81-64) and rival Kent State at home (67-55), the league announced Monday.

Acron is riding an eight-game winning streak and 12-0 at The JAR as Castaneda averaged 28 points per game on 61.5 percent shooting from the floor (16-of-26), including an impressive 70.6 percent from beyond the 3-point arc (12-of-17) and 80.0 percent from the charity stripe (12-of-15). He added six rebounds, one assist, one steal and one blocked shot. Castaneda scored 56 total points for the week.

He opened the week with 32-points, his third 32-point effort in four games. Castaneda buried 10-of-12 shots from the field, including a 7-of-8 performance from downtown and 5-of-6 from the free throw line. He grabbed three boards with an assist and a block.

In the Wagon Wheel showdown, the Chicago native, registered 24 points to pace the Zips over their rival Kent State. He shot 6-of-14 from the floor and 5-of-9 from long distance. He sank 7-of-9 bonus buckets with three rebounds and a steal.

## FREEMAN NAMED MAC PLAYER OF THE WEEK X3

Junior forward Enrique Freeman was named Mid-American Conference Player of the Week three times, most recently this week (Feb. 20) as well as on Jan. 9 and 30. Freeman earned his third award by posting back-to-back double-doubles (14th and 15th) to help guide Akron to pair of wins over Eastern Michigan (78-51) and Buffalo (86-66). He averaged a double-double with 21.5 points and 12.5 rebounds per game. Freeman shot 64.0 percent from the floor (16-of-25), scoring 43 total points while grabbing 25 total rebounds, consisting of six offensive boards and 19 defensive caroms. He added five assist, three blocked shots and one steal.

Freeman earned his second award after leading Akron to a pair of home wins over Miami (73-68) and Ohio (83-77) at home. Freeman averaged a double-double with 22.5 points and 11.5 rebounds while shooting 76.0 percent from the floor (19-of-25) He added four assists and a blocked shot while grabbing 16 defensive rebounds and seven offensive boards. Freeman had an incredible performance to lift the Zips over the Bobcats, recording 10th double-double of the season with a career-high 32 points and 15 rebounds. He shot 77.8 percent from the floor (14-of-18) and dished out two assists while grabbing 11 defensive rebounds. Against Miami, Freeman scored 13 points on 5-of-7 shooting from the field and grabbed eight rebounds with two assists.

In the opening week of MAC play, Freeman led the Zips to a 1-1 overall mark by averaging a double-double with 25 points and 14.5 rebounds. Freeman posted is seventh and eighth double-double of the season. He shot 61.3 percent from the field (19-of-31) and 75.0 percent from the free throw line (12-of-16) while adding five steals, three assist and two blocked shots. In the MAC opener, Freeman registered a (then) career-high 27 points and matched a season-best 15 rebounds en route to a 76-51 win over Northern Illinois at the JAR. He shot 55.6 percent from the field (10-of-18) and added a 70.0 percent showing from the charity stripe (7-of-10) and also swiped team-best three steals with two assists. In the second MAC game of the week, a 70-63 setback at Ball State, Freeman led all scorers with 23 points and grabbed a game-high 14 rebounds. He shot 69.2 percent from the field (9-of-13) with an 83.3 performance from the free throw line (5-of-6), while adding two blocks, two steals



## 1,000 CAREER POINT CLUB

Rk.	Pts.	(Games)
1.	2,583*	Joe Jakubick, 1980-84 (108)
2.	2,028	Len Paul, 1969-73 (107)
3.	1,810	Eric McLaughlin, 1985-89 (115)
4.	1,657	John Britton, 1975-79 (91)
5.	1,630	Bill Turner, 1962-67 (106)
6.	1,587	Loren Cristian Jackson, 2018-21 (87)
7.	1,577	Jimmal Ball, 1997-2000 (107)
8.	1,491	Romeo Travis, 2004-07 (122)
9.	1,445	Don Williams, 1963-67 (107)
10.	1,442	Alex Adams, 1959-61 (85)
11.	1,437	Bob Smith, 1964-68 (102)
12.	1,425	Mike Harkins, 1951-56 (65)
13.	1,415	Mark Alberts, 1988-93 (106)
14.	1,413	Shawn Roberts, 1985-89 (117)
15.	1,377	Darryl Peterson, 2002-06 (122)
16.	1,374	Isaiah Johnson, 2013-2017 (136)
17.	1,319	Jim Fenton, 1951-54 (66)
18.	1,283	Jami Bosley, 1998-2000 (75)
19.	1,265	Zeke Marshall, 2010-13 (138)
20.	1,259	Jimond Ivey, 2015-2019 (133)
21.	1,258	Fritz Nagy, 1943-47 (63)
22.	1,229	Fred Golding, 1955-59 (97)
23.	1,217	Bob Whaley, 1956-60 (99)
24.	1,215	George Phillips, 1996-2000 (109)
25.	1,210	Jerry Sloan, 1964-68 (100)
26.	1,193	Climon Lee, 1957-61 (95)
27.	1,190	Derrick Tarver, 2003-04 (55)
28.	1,185	Anthony Buford, 1987-90 (80)
29.	1,158	Nikola Cvetinovic, 2009-12 (141)
30.	1,152	Ray Pryear, 1955-59 (91)
31.	1,151	Jeremiah Wood, 2004-08 (101)
32.	1,147	Daniel Utomi, 2015-2019 (97)
33.	1,143	Ryan Andrick, 1996-2000 (102)
34.	1,142	Brett McKnight, 2007-11 (125)
35.	1,136	Andy Hipsher, 2000-04 (120)
36.	1,120	Cedrick Middleton, 2005-08 (130)
37.	1,108	Marcel Boyce, 1985-87 (59)
38.	1,091	Demetrius Treadwell, 2012-2014 (96)
39.	1,087	Nick Dials, 2006-08 (101)
40.	1,086	Larry Jenkins, 1970-74 (75)
<b>41.</b>	<b>1,062</b>	<b>Enrique Freeman, 2019-Pres (91)</b>
42.	1,055	Bobby Walker, 1946-50 (75)
43.	1,046	Dru Joyce, 2004-07 (123)
44.	1,041	Hank Vaughn, 1946-50 (75)
45.	1,023	Nate Linhart, 2006-09 (134)
46.	1,019	Antino Jackson, 2014-2017 (106)
47.	1,013	Sam Serves, 1942-47 (94)
<b>48.</b>	<b>1,007</b>	<b>Xavier Castaneda, 2020-23, (59)</b>

\*Top 50 in NCAA history

## GROCE DEBUTS WITH A WIN

Zips' head coach John Groce has spent over two decades on the sidelines of a basketball court as a coach and enters his 15th season as the lead man, and sixth at Akron. On April 6, 2017, Groce was named the 22nd head coach in Akron Basketball history.

On Nov. 11, 2017, Groce and the Zips accomplished something that has only been done 10 times in Akron's history, debuting a coaching career with a win. Akron defeated Cleveland State 67-57 in Groce's Akron coaching debut to become the first coach since the 1984-85 season to win their initial game.

In fact, the last coach to start his Akron career with a win was Bob Huggins during the 1984-85 season against Western Illinois, 64-57. Prior to Huggins, six coaches were unsuccessful in accomplishing that feat since Thomas Dowler did so in 1939-40 against Franklin, 34-25.

and one assist.

## RETURN TO THE CAYMAN ISLANDS CLASSIC

The Akron men's basketball team placed fourth overall at the 2022 Cayman Islands Classic as the Zips fell 62-58 to Nevada at John Gray Gymnasium. The Zips finished the tournament 1-2, defeating Western Kentucky (72-53) to advance to the semifinals before falling to LSU (73-58). Xavier Castaneda earned All-Tournament team honors. In three games, Jackson averaged 18.3 points, 4.3 rebounds and 2.7 assists. Castaneda posted a 28-point performance against LSU.

In 2018, Akron went 1-2 in its inaugural Cayman Islands Classic appearance at John Gray Gymnasium. The Zips opened against No. 16 ranked Clemson, falling 72-69. Akron and Illinois State battled in the second game as the Redbirds posted a 73-68 win. The Zips played St. Bonaventure in their final game and rallied to a 61-49 win. Loren Cristian Jackson earned All-Tournament team honors. In three games, Jackson averaged 16.3 points, 4.3 Assists and 2.3 rebounds. Jackson opened the tournament with a 25-point performance against No. 16 ranked Clemson.

## CAYMAN ISLANDS CLASSIC RECAP

Akron advanced to the semifinal round of the 2022 Cayman Islands Classic after defeating Western Kentucky 72-53. Enrique Freeman registered his third double-double of the season as he led the Zips with 18 points and 11 rebounds. Greg Tribble matched Freeman's team-high 11 rebounds as the Zips owned the glass, posting a lopsided 43-16 rebounding advantage. Xavier Castaneda followed with 16 points, while three players recorded nine points - Tribble, Trenderon Hankerson and Nate Johnson. Johnson shot perfect from downtown, draining all three of his 3-point attempts, while Hankerson (2 of 4) and Tribble (1 of 2) shot 50-percent from beyond the arc.

Akron held a two-point lead at halftime, but couldn't overcome an 8-2 run to open the second half as LSU defeated the Zips 73-58 in the semifinal round of the 2022 Cayman Island Classic. Xavier Castaneda led Akron in scoring with a game-high 28 points while adding six rebounds and four assists. Sammy Hunter followed with 13 points and Enrique Freeman grabbed a game-high 10 rebounds. Akron won the battle of the glass, outrebounding LSU 36-31.

Akron placed fourth overall at the 2022 Cayman Islands Classic as the Zips fell 62-58 to Nevada. Freshman Tavari Johnson (Chicago, Ill.) led the Zips offense with a career-high 21 points on 9-of-10 shooting from the field, including a perfect 3-of-3 from beyond the 3-point arc. Xavier Castaneda followed in scoring for Akron with 11 points, while Enrique Freeman added nine points and a team-best nine rebounds. Trenderon Hankerson pulled down a second-best seven rebounds as the Zips and Wolf Pack were deadlocked at 33 rebounds apiece.

## FREEMAN 2022-23 LOU HENSON NATIONAL PLAYER OF THE YEAR WATCH LIST

Junior Enrique Freeman (Cleveland, Ohio) has been named to the 2022-23 Lou Henson National Player of the Year Watch List, CollegInsider.com announced on Wednesday (Nov. 23). Freeman is one of 50 players on the watch list and one of four from the Mid-American Conference to be considered for the 2022-23 mid-major national player of the year award. Freeman is joined by Emoni Bates (Eastern Michigan), Sincere Carry (Kent State) and RayJ Dennis (Toledo).

## AKRON BASKETBALL AT A GLANCE

The Zips return nine players from last season's championship squad and adds six newcomers headlined by transfers graduate Trenderon Hankerson (Novi, Mich.) and junior Sammy Hunter (Nassau, Bahamas). Also joining the Blue and Gold for 2022-23 are freshmen Tavari Johnson (Chicago, Ill.), Amani Lyles (Columbus, Ohio), Prince Mosengo (Congo, Africa) and Ryan Prather, Jr. (Clarksburg, Md.).

- Akron is 40-16 over the last three years in MAC play, best winning percentage (.714) in the conference
- 2022 Mid-American Conference Tournament Champions
- Posted a 24-10 record, including 14-6 mark in league play
- The 2019-20 MAC regular season champions finished with school-record 24 regular season wins (postseason cancelled due to COVID-19)
- Akron entered the 2022 NCAA Tournament with an eight-game winning streak

## ZIPS IN THE MAC TOURNAMENT

Akron is 35-20 all-time in the MAC Tournament, 27-9 in its last 36 tournament games. The Zips have won at least one game in the MAC Tournament every year since the 2004-05 season and set an unprecedented 15-of-17 semifinal appearances. The Zips' runs of the consecutive title game (7) and semifinal appearances (13) are the longest streaks in MAC history. The Zips are 29-14 at Rocket Mortgage FieldHouse. Akron is 7-6 in opening round games, 1-0 second round, 12-4 in the quarterfinals, 10-4 semifinals, and 5-6 in title games.

## AKRON'S RUN TO THE DANCE

Akron to the 2022 MAC Tournament Championship and fifth appearance all-time in the NCAA Tournament. The Zips finished the season 24-10 overall record with a 14-6 league mark, finishing tied for third in regular-season MAC play. As the fourth seed, the Zips defeated fifth-seeded Buffalo (70-68) and top-seeded Toledo (70-62) before posting a 20-point win over second-seeded Kent State (75-55) in the MAC title game. The Zips closed out regular season play on a five-game winning streak and added three consecutive wins to secure the



### MAC STANDINGS

TEAM	MAC	OVERALL	STREAK
Kent State	12-2	22-5	W4
Toledo	12-2	21-6	W11
<b>Akron</b>	<b>11-3</b>	<b>19-8</b>	<b>W2</b>
Ball State	10-4	19-8	L1
Ohio	8-6	16-11	W5
Northern Illinois	7-7	11-16	L2
Buffalo	6-8	12-15	L3
Central Michigan	5-9	10-17	L1
Bowling Green	4-10	10-17	L7
Miami	3-11	9-18	W1
Western Michigan	3-11	7-20	W1
Eastern Michigan	3-11	6-21	L5

### MAC TEAM STATISTICS

	Rank	Stat/G
Scoring Offense	9th	72.4
Scoring Defense	2nd	64.6
Scoring Margin	2nd	+7.8
Free Throw %	6th	.722
Field Goal %	11th	.434
Opp. FG%	2nd	.423
3-point %	4th	.354
Opp. 3-point FG %	5th	.343
3-pointers Made	1st	9.0
Total Rebounds	7th	35.9
Opp Rebounds	3rd	32.8
Offensive Rebounds	8th	10.4
Defensive Rebounds	4th	25.4
Rebound Margin	4th	3.1
Turnover Margin	3rd	1.48
Assist/Turnover Ratio	2nd	1.16
Assists	5th	13.16
Blocked Shots	8th	2.76
Steals	7th	6.32

### MAC INDIVIDUAL STATISTICS

	Player	Rank	Stat/G
Scoring	Castaneda	1st	21.7
	Freeman	13th	15.3
Rebounding	Freeman	1st	11.0
Field Goal %	Freeman	4th	.594
	Castaneda	25th	.427
Free Throw %	Castaneda	5th	.833
3-Point %	Castaneda	9th	.410
	Hankerson	17th	.386
3-Pointers Made	Castaneda	1st	3.6/82
	Hankerson	8th	2.4/59
Assists	Castaneda	18th	2.7/61
	Tribble	22nd	2.4/60
Assist/TO Ratio	-	-	-
Blocks	Freeman	4th	1.2/30
	Hankerson	25th	0.6/14
Steals	Castaneda	21st	1.1/26
Minutes	Castaneda	9th	33.7
	Hankerson	12th	32.9
	Freeman	20th	30.7

### USA TODAY COACHES POLL

RK	SCHOOL	REC	PTS	PR
1	HOUSTON	25-2	791	2
2	ALABAMA	23-4	753	1
3	UCLA	23-4	716	4
4	KANSAS	22-5	693	7
5	PURDUE	24-4	669	3
6	VIRGINIA	21-4	638	6
7	ARIZONA	24-4	607	8
8	TEXAS	21-6	588	5
9	MARQUETTE	21-6	515	10
10	BAYLOR	20-7	512	9
11	MIAMI-FLORIDA	22-5	437	13
12	GONZAGA	23-5	431	12
13	TENNESSEE	20-7	398	11
14	SAINT MARY'S	24-5	349	17
15	XAVIER	20-7	309	16
16	KANSAS STATE	20-7	299	14
17	INDIANA	19-8	288	15
18	PROVIDENCE	20-7	226	21
19	CREIGHTON	18-9	225	19
20	SAN DIEGO ST.	21-5	180	20
21	IOWA STATE	17-9	174	18
22	NORTHWESTERN	20-7	148	NR
23	CONNECTICUT	20-7	128	23
24	NC STATE	21-7	93	22
25	TEXAS A&M	20-7	87	25

### ASSOCIATED PRESS (AP) POLL

RK	SCHOOL	REC	PTS	PR
1	HOUSTON (48)	25-2	1,534	2
2	ALABAMA (7)	23-4	1,448	1
3	KANSAS (7)	22-5	1,409	5
4	UCLA	23-4	1,363	4
5	PURDUE	24-4	1,294	3
6	VIRGINIA	21-4	1,228	7
7	ARIZONA	24-4	1,213	8
8	TEXAS	21-6	1,083	6
9	BAYLOR	20-7	1,013	9
10	MARQUETTE	21-6	968	11
11	TENNESSEE	20-7	887	10
12	GONZAGA	23-5	856	13
13	MIAMI (FLA.)	22-5	833	15
14	KANSAS STATE	20-7	666	12
15	SAINT MARY'S	24-5	650	17
16	XAVIER	20-7	563	16
17	INDIANA	19-8	539	14
18	UCONN	20-7	440	20
19	CREIGHTON	18-9	361	18
20	PROVIDENCE	20-7	350	24
21	NORTHWESTERN	20-7	349	NR
22	SAN DIEGO STATE	21-5	336	21
23	IOWA STATE	17-9	309	19
24	TCU	18-9	162	22
25	TEXAS A&M	20-7	125	NR

### MID-MAJOR TOP 25 (FEB. 13)

RK	SCHOOL	REC	PTS	PR
1	SAINT MARY'S (29)	24-5	773	1
2	GONZAGA (2)	23-5	745	2
3	ORAL ROBERTS	25-4	702	3
4	CHARLESTON	26-3	668	4
5	DRAKE	23-6	621	6
6	KENT STATE	22-5	607	7
7	SOUTHERN MISS	24-5	571	5
8	HOFSTRA	22-8	492	13
9	MARSHALL	23-6	465	12
10	TOLEDO	21-6	445	14
11	UTAH VALLEY	21-6	435	15
12	LOUISIANA	21-7	399	8
13	LIBERTY	22-7	372	11
14	FURMAN	22-7	353	10
15	UC SANTA BARBARA	20-6	321	9
16	EASTERN WASHINGTON	21-7	304	17
17	SAM HOUSTON	20-6	289	18
18	BRADLEY	21-8	249	21
19	SANTA CLARA	21-8	195	20
20	SOUTHERN UTAH	18-9	162	22
21	IONA	20-7	130	23
22	SOUTHERN ILLINOIS	20-9	104	16
23	UC IRVINE	19-8	72	NR
24	YOUNGSTOWN STATE	22-7	68	NR
25	KENNESAW STATE	21-8	60	25

### NCAA MEN'S BASKETBALL NET RANKINGS

RK	SCHOOL	REC	PR
1	HOUSTON	25-2	1
2	ALABAMA	23-4	2
3	TENNESSEE	20-7	3
4	UCLA	23-4	4
5	PURDUE	24-4	5
6	KANSAS	23-5	6
7	SAINT MARY'S (CA)	23-5	7
8	UCONN	20-7	8
9	TEXAS	21-6	9
10	GONZAGA	22-5	10
11	ARIZONA	24-4	11
12	BAYLOR	20-7	12
13	CREIGHTON	18-9	13
14	MARQUETTE	21-6	14
15	IOWA ST.	17-9	15
16	VIRGINIA	21-4	16
17	SAN DIEGO ST.	20-5	17
18	INDIANA	19-8	18
19	ARKANSAS	18-9	19
20	KANSAS ST.	20-7	20
21	FLA. ATLANTIC	22-3	22
22	TCU	18-10	21
23	BOISE ST.	20-6	23
24	MARYLAND	18-9	24
25	XAVIER	20-7	25
<b>96</b>	<b>TOLEDO</b>	<b>21-6</b>	<b>96</b>
<b>98</b>	<b>AKRON</b>	<b>19-8</b>	<b>98</b>





## Ken Pomeroy NCAA Rankings

### Scouting Report

Data through games of Monday, February 20

Conference only

Category	Offense	Defense	D-I Avg
Adj. Efficiency	108.3 112	101.3 96	104.8
Adj. Tempo	64.8 316		67.6
Avg. Poss. Length	18.3 263	17.7 208	17.6
Four Factors			
Effective FG%	50.7 173	49.0 104	50.4
Turnover %	16.8 70	18.6 157	18.4
Off. Reb. %	31.0 97	26.0 75	28.6
FTA/FGA	33.0 124	27.5 77	31.5
Miscellaneous Components			
3P%	34.7 152	34.5 206	34.0
2P%	49.8 202	47.6 73	50.1
FT%	74.7 74	73.3 268	71.4
Block%	9.6 250	7.4 252	8.9
Steal%	8.3 68	8.9 199	9.3
Non-Stl TO%	8.6 129	9.7 110	9.1
Style Components			
3PA/FGA	43.4 42	33.8 66	37.4
A/FGM	51.3 168	48.7 121	51.1
Point Distribution (% of total points)			
3-Pointers:	35.8 51	29.6 218	30.9
2-Pointers:	44.6 333	53.3 93	50.9
Free Throws:	19.6 105	17.1 241	18.3
Strength of Schedule			
Components:	104.5 166	107.1 269	104.8
Overall:	-2.56 224		0.00
Non-conference:	-0.06 168		0.00
Personnel			
Bench Minutes:	26.2% 292		30.8%
D-1 Experience:	2.74 yrs 35		1.91
Minutes Continuity:	47.3% 145		41.5%
Average Height:	75.0" 362		77.1"
2-Foul Participation:	33.4% 64		22.1%

## Ken Pomeroy MAC Rankings

### Scouting Report

Data through games of Monday, February 20

Conference only

Category	Offense	Defense	D-I Avg
Efficiency	115.1 2	98.6 2	104.8
Tempo	66.5 12		67.6
Avg. Poss. Length	18.0 11	18.1 12	17.6
Four Factors			
Effective FG%	53.4 5	48.5 1	50.4
Turnover %	15.9 2	18.9 3	18.4
Off. Reb. %	31.3 6	26.3 2	28.6
FTA/FGA	34.2 7	33.5 3	31.5
Miscellaneous Components			
3P%	36.5 6	31.7 2	34.0
2P%	52.3 5	49.1 2	50.1
FT%	77.8 1	74.6 12	71.4
Block%	8.6 11	8.9 3	8.9
Steal%	7.2 2	8.4 9	9.3
Non-Stl TO%	8.7 5	10.5 1	9.1
Style Components			
3PA/FGA	43.7 1	35.6 3	37.4
A/FGM	50.7 5	45.5 4	51.1
Point Distribution (% of total points)			
3-Pointers:	35.8 1	27.7 11	30.9
2-Pointers:	44.2 12	51.8 4	50.9
Free Throws:	20.0 6	20.5 4	18.3
Strength of Schedule			
Components:	104.5 166	107.1 269	104.8
Overall:	-2.56 224		0.00
Non-conference:	-0.06 168		0.00
Personnel			
Bench Minutes:	26.2% 292		30.8%
D-1 Experience:	2.74 yrs 35		1.91
Minutes Continuity:	47.3% 145		41.5%
Average Height:	75.0" 362		77.1"
2-Foul Participation:	33.4% 64		22.1%

### WHAT IS A ZIP?

- One of the unique nicknames in collegiate athletics belongs to The University of Akron.
- Originally Zippers, athletic director Kenneth "Red" Cochrane officially shortened the nickname to the Zips in 1950. Twenty-five years earlier a campus-wide contest had been conducted to choose a nickname for the University's athletics teams.
- Suggestions submitted by students, faculty, and alumni included GoldenBlue Devils, Tip Toppers, Rubbernecks, Hillbillies, Kangaroos, and Cheveliers.
- The winner, freshman Margaret Hamlin, received a prize of \$10 for Zippers, a \$6 pair of rubber overshoes and a brand name of the BF Goodrich Company.
- The evolution of Zippy, UA's mascot, began 40 years ago when the student council decided the University needed a mascot.
- "Zippy" the kangaroo was officially declared the school's mascot on May 1, 1953. The first known printed reference to the mascot as "Zippy" was a 1965 Zip football press brochure. The Buchtelite's first use of the name "Zippy" came Sept. 24, 1965, in an identification of a photo of the cheerleaders listing "Mascot - 'Zippy' - Charles Huettner."
- In 2007, Zippy was named the Capital One National Mascot of the Year.

### REGULAR SEASON TOURNAMENTS

Akron is 68-46 all-time and 47-39 in the Division I era (since 1980) in regular season tournaments and 8-11 over the last six years under Groce. Akron posted a 1-2 record at the 2022 Cayman Islands Classic, defeating Western Kentucky and advancing to the semifinals before falling to LSU and finishing fourth overall after falling to Nevada. The Zips registered a 1-2 record in the 2021 Gulf Coast Showcase, 3-1 record in the Global Sports Shootout and 1-1 mark in the DC Holiday Hoops Fest. In 2018-19, the Zips went 2-2 at the Cayman Island Classic, and in Groce's first season, Akron posted an 0-3 mark at the 2018 Diamond Head Classic. Akron has posted multiple wins in 13 of the last 16 in-season tournaments, including three championships. The Zips won two tournaments in 2016-17, the Savannah Invitational (4-0) and Don Haskins Sun Bowl Invitational (2-0). In 2015-16, Akron went 2-0 at the Las Vegas Holiday Hoops Classic to claim the title. In 2014-15, Akron posted a 2-1 record in the Gildan Charleston Classic following the previous tournament runs at the Puerto Rico Tip-Off (2012, 2-1), 2K Sports Classic (2011, 2-2), the Las Vegas Holiday Hoops Classic (2010, 3-1), the Glenn Wilkes Classic (2009, 2-2), the Legends Classic (2008, 2-2), the Top of the World Classic (2007, 2-1) and the San Juan Shootout (2005, 2-1).

### BEST START TO A SEASON


The 2015-16 Akron Zips started the season with a 3-0 winning streak. The three consecutive wins to open the season marks the best start in the Division I era of Akron men's basketball history. In addition, the 13-2 start was the best opening to a season in Akron basketball's Division I era, while the Zips win over the Arkansas Razorbacks marked the fifth consecutive season the Zips posted a win over a Power Five Conference opponent.

### STARTING THE SEASON OFF RIGHT

The Zips are 75-47 (.610) all-time in season openers with a 61-12 (.829) home record and 14-35 (.285) on the road. Since the 2004-05, UA is 13-6 (.667) when opening the season, standing 10-1 (.875) at home, 3-5 (.429) on the road and 4-1 (.800) under head coach John Groce.


Akron owns a 100-21 (.822) home-opening record and 36-4 (.897) at Rhodes Arena. The Zips have been winners in the last 20-of-21 home opening games. Akron is 19-8 in MAC openers, 11-1 at home since joining the league in 1992. Over the last 16 seasons, the Zips are 13-3 in MAC openers and 7-1 at home. Akron has won the last 8-of-9 MAC openers.

Akron is 22-8 in MAC openers since joining the league in 1992. Over the last 16 seasons, the Zips are 13-3 in MAC openers. Akron has won the last 13-of-14 MAC openers, including a 4-1 mark under head coach John Groce. The Zips fell in Groce's initial MAC opener, but have won four straight leading into the 2022-23 opener.



0

**AMANI LYLES**  
Freshman • F  
Columbus, Ohio



1

**GARVIN CLARKE**  
Sophomore • G  
Nassau, Bahamas




2

**GREG TRIBBLE**  
Junior • G  
Cincinnati, Ohio



3

**KOBE MITCHELL**  
Freshman • G  
Cadiz, Ohio



4

**TRENDON HANKERSON**  
Graduate • G  
Novi, Mich.



5

**TAVARI JOHNSON**  
Freshman • G  
LaGrange Park, Ill.



10

**RYAN PRATHER JR.**  
Freshman • G  
Clarksburg, Md.



11

**SAMMY HUNTER**  
Junior • C  
Senegal, Africa



12

**PAT MAYFIELD**  
Freshman • G  
Elgin, Ill.



13

**XAVIER CASTANEDA**  
Senior • G  
Chicago, Ill.



20

**EVAN WILSON**  
Sophomore • G  
Noblesville, Ind.



22

**MIKAL DAWSON**  
Junior • G  
Huntington, W.Va.




23

**PRINCE MOSENGO**  
Freshman • F  
DR Congo, Africa



25

**ENRIQUE FREEMAN**  
Junior • F  
Cleveland, Ohio



34

**NATE JOHNSON**  
Freshman • G  
Liberty Township, Ohio



**JOHN GROCE**  
Head Coach



**DUSTIN FORD**  
Associate Head Coach



**ROB FULFORD**  
Assistant Coach



**ROBBY PRIDDEN**  
Assistant Coach



**JON EKEY**  
Director of Basketball Operations





## NUMERICAL ROSTER

No.	Name	Pos.	Ht.	Wt.	Yr.	Hometown (High School   Previous School)
0	Amani Lyles	F	6-7	226	Fr.	Columbus, Ohio   Beechcroft
1	Garvin Clarke	G	6-0	184	So.	Nassau, Bahamas   Euclid   Cleveland Heights
2	Greg Tribble	G	6-1	195	Jr.	Cincinnati, Ohio   Winton Woods   Huntington Prep
3	Kobe Mitchell	G	6-2	190	Fr.	Cadiz, OH   Harrison Central
4	Trendon Hankerson	G	6-2	185	Gr.	Novi, Mich   Novi   Northern Illinois
5	Tavari Johnson	G	5-11	155	Fr.	LaGrange Park, Ill.   Lyons
10	Ryan Prather Jr.	G	6-5	205	Fr.	Clarksburg, Md.   Clarksburg
11	Sammy Hunter	F	6-9	225	Jr.	Nassau, Bahamas   British Columbia Christian Prep   Ole Miss
12	Pat Mayfield	G	6-5	185	Fr.	Elgin, Ill.   Burlington Central
13	Xavier Castaneda	G	6-1	188	Sr.	Chicago, Ill.   Whitney Young   South Florida
20	Evan Wilson	G	6-2	200	So.	Noblesville, Ind.   Noblesville
22	Mikal Dawson	W	6-5	222	Jr.	Huntington, W.Va.   Huntington Prep
23	Prince Mosengo	F	6-8	205	Fr.	DR Congo, Africa   Victory Rock Prep   Keystone Academy
25	Enrique Freeman	F	6-7	206	Jr.	Cleveland, Ohio   St. Martin De Porres High School
34	Nate Johnson	G	6-3	204	Fr.	Liberty Township, Ohio   Lakota East

G - Guard, W - Wing, F - Frontcourt

## ALPHABETICAL ROSTER

No.	Name	Pos.	Ht.	Wt.	Yr.	Hometown (High School   Previous School)
13	Xavier Castaneda	G	6-1	188	Sr.	Chicago, Ill.   Whitney Young   South Florida
1	Garvin Clarke	G	6-0	184	So.	Nassau, Bahamas   Euclid   Cleveland Heights
22	Mikal Dawson	W	6-5	222	Jr.	Huntington, W.Va.   Huntington Prep
25	Enrique Freeman	F	6-7	206	Jr.	Cleveland, Ohio   St. Martin De Porres High School
4	Trendon Hankerson	G	6-2	185	Gr.	Novi, Mich   Novi   Northern Illinois
11	Sammy Hunter	F	6-9	225	Jr.	Nassau, Bahamas   British Columbia Christian Prep   Ole Miss
5	Tavari Johnson	G	5-11	155	Fr.	LaGrange Park, Ill.   Lyons
34	Nate Johnson	G	6-3	204	Fr.	Liberty Township, Ohio   Lakota East
0	Amani Lyles	F	6-7	226	Fr.	Columbus, Ohio   Beechcroft
12	Pat Mayfield	G	6-5	185	Fr.	Elgin, Ill.   Burlington Central
3	Kobe Mitchell	G	6-2	190	Fr.	Cadiz, OH   Harrison Central
23	Prince Mosengo	F	6-8	205	Fr.	DR Congo, Africa   Victory Rock Prep   Keystone Academy
10	Ryan Prather Jr.	G	6-5	205	Fr.	Clarksburg, Md.   Clarksburg
2	Greg Tribble	G	6-1	195	Jr.	Cincinnati, Ohio   Winton Woods   Huntington Prep
20	Evan Wilson	G	6-2	200	So.	Noblesville, Ind.   Noblesville

G - Guard, W - Wing, F - Frontcourt

Head Coach: **John Groce** (Taylor 1994) - 15th season - 6th season at Akron

Associate Head Coach: Dustin Ford (Ohio 2001), Assistant Coaches: Rob Fulford (Marshall 1997), Robby Pridgen (Roanoke 2003)

Director of Basketball Operations: Jon Ekey (Illinois State 2013), Assistant Operations: Blaine Calhoun (Cincinnati 2019)


Graduate Assistants: Devan Morrow (Ohio State 2020), Peter Farkas (SUNY Brockport 2022),

## PRONUNCIATION GUIDE

13	Xavier Castaneda ( <b>Cast-a-Nay-duh</b> )
22	Mikal ( <b>Michael</b> ) Dawson



# O · AMANI LYLES · FR · F · COLUMBUS, OHIO



## SEASON STATS

Opponent	Date	GS	MIN	Total		3-Pointers		Free throws		Rebounds				PF	A	TO	BLK	STL	PTS	AVG
				FG-FGA	PCT	3FG-3FGA	PCT	FT-FTA	PCT	OFF	DEF	TOT	AVG							
South Dakota St.	11/07/2022		03:54	0-1	.000	0-0	.000	0-0	.000	0	0	0	0.0	2	0	0	1	0	0	0.0
vs Mississippi St.	11/11/2022		04:10	0-0	.000	0-0	.000	0-0	.000	0	0	0	0.0	0	0	1	0	0	0	0.0
Morgan St.	11/15/2022		04:26	1-2	.500	0-0	.000	0-1	.000	3	0	3	1.0	0	0	0	0	0	2	0.7
vs Western Ky.	11/21/2022		02:08	0-0	.000	0-0	.000	0-0	.000	0	0	0	0.8	1	0	0	0	0	0	0.5
vs LSU	11/22/2022		02:34	1-2	.500	0-0	.000	0-0	.000	0	0	0	0.6	0	0	0	0	0	2	0.8
vs Nevada	11/23/2022		00:40	0-0	.000	0-0	.000	0-0	.000	0	0	0	0.5	0	0	0	0	0	0	0.7
at Marshall	11/30/2022		02:00	0-1	.000	0-0	.000	0-0	.000	0	1	1	0.6	1	0	0	0	1	0	0.6
Muskingum	12/04/2022		13:27	1-2	.500	0-0	.000	3-8	.375	6	3	9	1.6	1	1	1	1	0	5	1.1
Wright St.	12/14/2022		02:24	0-0	.000	0-0	.000	0-0	.000	1	0	1	1.6	2	0	1	0	0	0	1.0
Maine	12/19/2022		08:57	3-5	.600	0-0	.000	3-3	1.000	2	0	2	1.6	2	0	1	1	2	9	1.8
at Bradley	12/22/2022		09:54	1-2	.500	0-0	.000	0-0	.000	0	1	1	1.5	3	1	1	1	1	2	1.8
Concord	12/30/2022		06:36	0-0	.000	0-0	.000	0-0	.000	0	0	0	1.4	1	0	1	0	0	0	1.7
NIU	01/03/2023		07:39	1-1	1.000	0-0	.000	1-1	1.000	0	1	1	1.4	3	0	1	0	1	3	1.8
at Ball St.	01/06/2023		05:06	0-1	.000	0-0	.000	2-2	1.000	0	0	0	1.3	4	0	1	1	2	2	1.8
at Bowling Green	01/10/2023		01:21	0-1	.000	0-0	.000	0-0	.000	1	0	1	1.3	0	0	0	0	0	0	1.7
Eastern Mich.	01/13/2023		08:42	4-8	.500	0-1	.000	2-2	1.000	1	0	1	1.3	5	1	0	0	0	10	2.2
at Central Mich.	01/17/2023		09:47	3-4	.750	0-0	.000	1-1	1.000	1	2	3	1.4	2	0	0	1	0	7	2.5
at Western Mich.	01/21/2023		03:20	0-0	.000	0-0	.000	0-0	.000	0	0	0	1.3	0	0	0	0	0	0	2.3
Miami (OH)	01/24/2023		03:35	0-0	.000	0-0	.000	2-2	1.000	0	0	0	1.2	0	0	0	1	1	2	2.3
at Buffalo	01/31/2023		01:44	0-1	.000	0-0	.000	0-0	.000	0	0	0	1.2	1	0	0	0	0	0	2.2
Toledo	02/07/2023		04:43	1-2	.500	0-0	.000	0-0	.000	0	0	0	1.1	1	0	0	0	0	2	2.2
at Ohio	02/10/2023		02:38	0-0	.000	0-0	.000	0-0	.000	0	0	0	1.0	1	0	0	0	0	0	2.1
at Eastern Mich.	02/14/2023		03:01	0-0	.000	0-0	.000	0-1	.000	0	0	0	1.0	1	1	0	0	0	0	2.0
Buffalo	02/18/2023		02:24	0-0	.000	0-0	.000	0-0	.000	0	0	0	1.0	1	0	0	0	0	0	1.9
<b>Totals</b>		<b>0</b>	<b>115:10</b>	<b>16-33</b>	<b>.485</b>	<b>0-1</b>	<b>.000</b>	<b>14-21</b>	<b>.667</b>	<b>15</b>	<b>8</b>	<b>23</b>	<b>1.0</b>	<b>32</b>	<b>4</b>	<b>8</b>	<b>7</b>	<b>8</b>	<b>46</b>	<b>1.9</b>

### Player Averages

Games Played	Minutes/game	Points/game	FG Pct	3FG Pct	FT Pct	Rebounds/game	Assists/game	Turnovers/game	Assist/Turnover ratio	Steals/game	Blocks/game
24	4.8	1.9	48.5	0.0	66.7	1.0	0.2	0.3	0.5	0.3	0.3

## CAREER STATS

		Field Goals		3-Point		F-Throws		Rebounds				Scoring								
SEASON	TEAM	GP-GS	MIN/AVG	FG-FGA	FG%	3FG-3FGA	3FG%	FT-FTA	FT%	OFF	DEF	TOT	AVG	PF-FO	A	TO	BLK	STL	PTS	AVG
2022-23	UA	24-0	115/4.8	16-33	.485	0-1	.000	14-21	.667	15	8	23	1.0	32-1	4	8	7	8	46	1.9
<b>TOTAL</b>		<b>24-0</b>	<b>115/4.8</b>	<b>16-33</b>	<b>.485</b>	<b>0-1</b>	<b>.000</b>	<b>14-21</b>	<b>.667</b>	<b>15</b>	<b>8</b>	<b>23</b>	<b>1.0</b>	<b>32-1</b>	<b>4</b>	<b>8</b>	<b>7</b>	<b>8</b>	<b>46</b>	<b>1.9</b>

### Single Game Highs

Statistic	Value
Points	10 vs Eastern Mich. 01/13/23
Rebounds	9 vs Muskingum 12/04/22
Assists	1 4 times
Steals	2 vs Maine 12/19/22, at Ball St. 01/06/23
Blocks	1 7 times
FG Made	4 vs Eastern Mich. 01/13/23
FG Attempts	8 vs Eastern Mich. 01/13/23
3FG Attempts	1 vs Eastern Mich. 01/13/23
FT Made	3 vs Muskingum 12/04/22, vs Maine 12/19/22
FT Attempts	8 vs Muskingum 12/04/22



# 1 • GARVIN CLARKE • SO • G • NASSAU, BAHAMAS



## SEASON STATS

Opponent	Date	GS	MIN	Total		3-Pointers		Free throws		Rebounds				PF	A	TO	BLK	STL	PTS	AVG
				FG-FGA	PCT	3FG-3FGA	PCT	FT-FTA	PCT	OFF	DEF	TOT	AVG							
South Dakota St.	11/07/2022		22:21	0-5	.000	0-3	.000	0-0	.000	1	3	4	4.0	2	0	1	1	0	0	0.0
vs Mississippi St.	11/11/2022		22:35	2-5	.400	1-4	.250	3-5	.600	2	1	3	3.5	2	4	2	0	1	8	4.0
Morgan St.	11/15/2022		23:56	1-4	.250	0-2	.000	0-0	.000	2	2	4	3.7	1	0	1	1	0	2	3.3
vs Western Ky.	11/21/2022		14:32	1-3	.333	1-3	.333	1-2	.500	1	1	2	3.3	2	0	2	0	0	4	3.5
vs LSU	11/22/2022		17:04	1-6	.167	0-3	.000	0-0	.000	1	0	1	2.8	1	1	1	0	0	2	3.2
vs Nevada	11/23/2022		07:58	0-1	.000	0-0	.000	0-0	.000	0	2	2	2.7	0	0	0	0	0	0	2.7
at Marshall	11/30/2022		11:23	1-3	.333	0-1	.000	0-0	.000	2	0	2	2.6	1	0	0	0	0	2	2.6
Muskingum	12/04/2022		18:15	1-3	.333	0-1	.000	0-0	.000	0	2	2	2.5	3	3	3	0	3	2	2.5
Eastern Mich.	01/13/2023		08:15	0-0	.000	0-0	.000	0-0	.000	0	1	1	2.3	0	0	1	0	0	0	2.2
at Central Mich.	01/17/2023		06:11	1-3	.333	1-2	.500	0-0	.000	1	0	1	2.2	0	0	0	0	0	3	2.3
Miami (OH)	01/24/2023		02:22	0-1	.000	0-1	.000	0-0	.000	0	0	0	2.0	0	0	0	0	0	0	2.1
Ohio	01/28/2023		06:57	0-1	.000	0-1	.000	0-0	.000	1	1	2	2.0	0	0	0	0	0	0	1.9
at Buffalo	01/31/2023		09:39	0-1	.000	0-1	.000	0-0	.000	0	0	0	1.8	1	2	0	0	2	0	1.8
Kent St.	02/03/2023		18:16	3-6	.500	0-2	.000	2-2	1.000	0	3	3	1.9	1	0	0	0	2	8	2.2
Toledo	02/07/2023		11:57	1-4	.250	1-2	.500	1-2	.500	2	0	2	1.9	1	1	2	0	0	4	2.3
at Ohio	02/10/2023		04:02	0-0	.000	0-0	.000	0-0	.000	0	0	0	1.8	0	1	1	0	0	0	2.2
at Eastern Mich.	02/14/2023		15:56	1-5	.200	0-1	.000	0-0	.000	1	1	2	1.8	2	2	1	0	1	2	2.2
Buffalo	02/18/2023		19:42	1-2	.500	0-0	.000	0-0	.000	4	0	4	1.9	2	2	1	0	1	2	2.2
<b>Totals</b>		<b>0</b>	<b>241:20</b>	<b>14-53</b>	<b>.264</b>	<b>4-27</b>	<b>.148</b>	<b>7-11</b>	<b>.636</b>	<b>18</b>	<b>17</b>	<b>35</b>	<b>1.9</b>	<b>19</b>	<b>16</b>	<b>16</b>	<b>2</b>	<b>10</b>	<b>39</b>	<b>2.2</b>

### Player Averages

Games Played	Minutes/game	Points/game	FG Pct	3FG Pct	FT Pct	Rebounds/game	Assists/game	Turnovers/game	Assist/Turnover ratio	Steals/game	Blocks/game
18	13.4	2.2	26.4	14.8	63.6	1.9	0.9	0.9	1.0	0.6	0.1

## CAREER STATS

SEASON	TEAM	GP-GS	MIN/AVG	Field Goals		3-Point		F-Throws		Rebounds				Scoring						
				FG-FGA	FG%	3FG-3FGA	3FG%	FT-FTA	FT%	OFF	DEF	TOT	AVG	PF-FO	A	TO	BLK	STL	PTS	AVG
2020-21	UA	22-0	140/6.4	16-56	.286	4-17	.235	16-22	.727	5	13	18	0.8	11-0	12	4	1	6	52	2.4
2021-22	UA	34-1	489/14.4	35-100	.350	21-62	.339	22-33	.667	19	65	84	2.5	41-0	36	34	1	18	113	3.3
2022-23	UA	18-0	241/13.4	14-53	.264	4-27	.148	7-11	.636	18	17	35	1.9	19-0	16	16	2	10	39	2.2
<b>TOTAL</b>		<b>74-1</b>	<b>871/11.8</b>	<b>65-209</b>	<b>.311</b>	<b>29-106</b>	<b>.274</b>	<b>45-66</b>	<b>.682</b>	<b>42</b>	<b>95</b>	<b>137</b>	<b>1.9</b>	<b>71-0</b>	<b>64</b>	<b>54</b>	<b>4</b>	<b>34</b>	<b>204</b>	<b>2.8</b>


### Single Game Highs

Statistic	Value
Points	12 vs Wheeling 11/18/21
Rebounds	8 at Wright St. 12/15/21
Assists	4 vs Ball St. 01/11/22, vs Mississippi St. 11/11/22
Steals	3 vs Wheeling 11/18/21, vs Muskingum 12/04/22
Blocks	1 4 times
FG Made	5 vs Wheeling 11/18/21
FG Attempts	9 vs Point Park 11/13/21
3FG Made	3 vs Kent St. 03/12/22
3FG Attempts	5 vs Kent St. 03/12/22
FT Made	4 at Buffalo 03/02/21
FT Attempts	5 vs Mississippi St. 11/11/22





# 2 • GREG TRIBBLE • JR • G • CINCINNATI, OHIO



## SEASON STATS

Opponent	Date	GS	MIN	Total		3-Pointers		Free throws		Rebounds				PF	A	TO	BLK	STL	PTS	AVG
				FG-FGA	PCT	3FG-3FGA	PCT	FT-FTA	PCT	OFF	DEF	TOT	AVG							
South Dakota St.	11/07/2022	*	33:47	2-11	.182	0-2	.000	1-2	.500	1	4	5	5.0	4	1	1	1	1	5	5.0
vs Mississippi St.	11/11/2022	*	32:16	2-7	.286	0-2	.000	1-2	.500	0	2	2	3.5	3	3	0	0	0	5	5.0
Morgan St.	11/15/2022	*	28:58	2-7	.286	0-1	.000	1-2	.500	1	0	1	2.7	2	4	2	1	1	5	5.0
vs Western Ky.	11/21/2022	*	25:04	4-9	.444	1-2	.500	0-0	.000	3	8	11	4.8	3	2	1	0	1	9	6.0
vs LSU	11/22/2022	*	29:44	0-3	.000	0-0	.000	3-4	.750	1	3	4	4.6	5	0	3	0	0	3	5.4
vs Nevada	11/23/2022	*	26:33	3-4	.750	0-1	.000	1-1	1.000	1	1	2	4.2	3	1	4	0	1	7	5.7
at Marshall	11/30/2022	*	19:24	2-4	.500	0-0	.000	1-2	.500	1	1	2	3.9	3	0	0	0	0	5	5.6
Muskingum	12/04/2022	*	16:48	1-3	.333	0-0	.000	0-2	.000	0	0	0	3.4	2	3	1	0	2	2	5.1
Jackson St.	12/11/2022	*	28:19	6-10	.600	0-1	.000	0-0	.000	1	3	4	3.4	2	5	1	0	2	12	5.9
Wright St.	12/14/2022	*	29:37	3-7	.429	0-0	.000	0-0	.000	2	1	3	3.4	1	0	0	0	1	6	5.9
Maine	12/19/2022	*	23:50	2-4	.500	0-0	.000	2-2	1.000	0	1	1	3.2	2	2	2	0	2	6	5.9
at Bradley	12/22/2022	*	26:07	1-4	.250	0-0	.000	0-0	.000	0	3	3	3.2	2	1	1	0	0	2	5.6
Concord	12/30/2022	*	29:39	1-5	.200	0-0	.000	5-7	.714	1	1	2	3.1	0	3	0	0	0	7	5.7
NIU	01/03/2023	*	30:22	5-6	.833	0-0	.000	6-6	1.000	1	1	2	3.0	4	2	2	0	3	16	6.4
at Ball St.	01/06/2023	*	29:43	3-10	.300	0-0	.000	8-10	.800	1	1	2	2.9	4	0	0	0	0	14	6.9
at Bowling Green	01/10/2023	*	30:31	2-8	.250	0-1	.000	0-0	.000	1	2	3	2.9	1	3	1	0	2	4	6.8
Eastern Mich.	01/13/2023	*	27:55	4-4	1.000	0-0	.000	2-4	.500	0	5	5	3.1	0	1	1	0	0	10	6.9
at Central Mich.	01/17/2023	*	32:27	4-9	.444	0-1	.000	2-2	1.000	0	1	1	2.9	1	1	1	0	1	10	7.1
at Western Mich.	01/21/2023	*	36:32	4-7	.571	0-0	.000	1-2	.500	0	2	2	2.9	1	4	0	0	1	9	7.2
Miami (OH)	01/24/2023	*	26:52	0-2	.000	0-0	.000	0-0	.000	2	1	3	2.9	4	4	1	0	0	0	6.9
Ohio	01/28/2023	*	29:21	1-7	.143	0-0	.000	1-1	1.000	0	2	2	2.9	2	2	1	0	0	3	6.7
at Buffalo	01/31/2023	*	31:46	1-7	.143	0-1	.000	2-2	1.000	0	2	2	2.8	2	8	2	1	2	4	6.5
Kent St.	02/03/2023	*	32:28	2-5	.400	0-0	.000	0-0	.000	1	2	3	2.8	4	4	5	0	0	4	6.4
Toledo	02/07/2023	*	32:25	3-4	.750	0-0	.000	0-0	.000	2	3	5	2.9	5	4	1	2	0	6	6.4
at Ohio	02/10/2023	*	34:22	4-9	.444	0-0	.000	1-3	.333	2	0	2	2.9	4	2	1	1	0	9	6.5
at Eastern Mich.	02/14/2023	*	33:34	0-4	.000	0-0	.000	5-6	.833	3	1	4	2.9	1	3	1	0	1	5	6.5
Buffalo	02/18/2023	*	20:05	2-3	.667	0-0	.000	0-0	.000	1	1	2	2.9	3	1	1	0	1	4	6.4
<b>Totals</b>			<b>27 778:28</b>	<b>64-163</b>	<b>.393</b>	<b>1-12</b>	<b>.083</b>	<b>43-60</b>	<b>.717</b>	<b>26</b>	<b>52</b>	<b>78</b>	<b>2.9</b>	<b>68</b>	<b>64</b>	<b>34</b>	<b>6</b>	<b>22</b>	<b>172</b>	<b>6.4</b>

### Player Averages

## CAREER STATS

SEASON	TEAM	GP-GS	MIN/AVG	FG-FGA	FG%	3FG-3FGA	3FG%	FT-FTA	FT%	OFF	DEF	TOT	AVG	PF-FO	A	TO	BLK	STL	PTS	AVG
2019-20	UA	31-0	507/16.4	34-74	.459	3-11	.273	23-47	.489	7	47	54	1.7	58-0	34	33	3	8	94	3.0
2020-21	UA	21-6	388/18.5	32-78	.410	1-16	.063	24-38	.632	14	26	40	1.9	32-2	26	22	2	9	89	4.2
2021-22	UA	33-26	850/25.7	79-177	.446	6-27	.222	75-107	.701	13	78	91	2.8	72-1	71	42	6	36	239	7.2
2022-23	UA	27-27	778/28.8	64-163	.393	1-12	.083	43-60	.717	26	52	78	2.9	68-2	64	34	6	22	172	6.4
<b>TOTAL</b>		<b>112-59</b>	<b>2523/22.5</b>	<b>209-492</b>	<b>.425</b>	<b>11-66</b>	<b>.167</b>	<b>165-252</b>	<b>.655</b>	<b>60</b>	<b>203</b>	<b>263</b>	<b>2.3</b>	<b>230-5</b>	<b>195</b>	<b>131</b>	<b>17</b>	<b>75</b>	<b>594</b>	<b>5.3</b>

### Single Game Highs

Statistic	Value	
Points	19	vs Southern U. 12/04/21
Rebounds	11	vs Western Ky. 11/21/22
Assists	8	at Buffalo 01/31/23
Steals	4	vs Wheeling 11/18/21
Blocks	2	vs Toledo 02/07/23
FG Made	6	at Ohio 02/25/22, vs Jackson St. 12/11/22
FG Attempts	11	vs South Dakota St. 11/07/22
3FG Made	1	11 times
3FG Attempts	4	vs Ball St. 01/30/21
FT Made	11	vs Southern U. 12/04/21
FT Attempts	13	vs Southern U. 12/04/21



# 3 • KOBE MITCHELL • FR • G • CADIZ, OHIO



## SEASON STATS

Opponent	Date	GS	MIN	Total		3-Pointers		Free throws		Rebounds				PF	A	TO	BLK	STL	PTS	AVG
				FG-FGA	PCT	3FG-3FGA	PCT	FT-FTA	PCT	OFF	DEF	TOT	AVG							
vs Mississippi St.	11/11/2022		01:57	1-1	1.000	0-0	.000	0-0	.000	0	0	0	0.0	0	0	0	0	1	2	2.0
vs Nevada	11/23/2022		03:49	0-1	.000	0-1	.000	0-0	.000	0	0	0	0.0	0	0	0	0	1	0	1.0
at Marshall	11/30/2022		06:08	0-0	.000	0-0	.000	0-0	.000	0	1	1	0.3	1	0	1	0	0	0	0.7
Muskingum	12/04/2022		18:15	2-3	.667	2-3	.667	0-0	.000	1	1	2	0.8	1	1	2	1	3	6	2.0
Jackson St.	12/11/2022		17:59	2-5	.400	2-5	.400	0-0	.000	0	2	2	1.0	1	0	0	0	1	6	2.8
Wright St.	12/14/2022		18:05	0-4	.000	0-4	.000	0-0	.000	0	0	0	0.8	1	0	0	0	0	0	2.3
Maine	12/19/2022		16:48	2-4	.500	1-3	.333	0-0	.000	1	2	3	1.1	3	0	1	0	0	5	2.7
at Bradley	12/22/2022		08:58	0-0	.000	0-0	.000	2-2	1.000	0	0	0	1.0	3	0	0	0	0	2	2.6
Concord	12/30/2022		14:15	0-2	.000	0-2	.000	0-0	.000	0	1	1	1.0	1	1	0	0	0	0	2.3
NIU	01/03/2023		19:47	1-2	.500	1-2	.500	2-2	1.000	0	2	2	1.1	2	3	0	0	0	5	2.6
at Ball St.	01/06/2023		27:02	0-2	.000	0-2	.000	0-0	.000	0	0	0	1.0	0	0	1	0	1	0	2.4
at Bowling Green	01/10/2023		09:58	1-3	.333	1-3	.333	0-0	.000	0	1	1	1.0	0	0	0	0	0	3	2.4
Eastern Mich.	01/13/2023		11:08	0-4	.000	0-3	.000	0-0	.000	0	1	1	1.0	1	0	0	0	0	0	2.2
at Central Mich.	01/17/2023		06:43	0-2	.000	0-2	.000	0-0	.000	0	0	0	0.9	0	1	0	0	0	0	2.1
Miami (OH)	01/24/2023		27:12	3-5	.600	3-4	.750	0-0	.000	0	0	0	0.9	2	2	1	0	0	9	2.5
Ohio	01/28/2023		03:19	0-0	.000	0-0	.000	0-0	.000	0	0	0	0.8	1	0	0	0	0	0	2.4
at Buffalo	01/31/2023		00:45	0-0	.000	0-0	.000	0-0	.000	0	0	0	0.8	0	0	0	0	0	0	2.2
Toledo	02/07/2023		06:10	0-1	.000	0-1	.000	0-0	.000	0	0	0	0.7	1	0	0	0	1	0	2.1
at Ohio	02/10/2023		06:38	0-0	.000	0-0	.000	0-0	.000	0	0	0	0.7	1	0	0	0	0	0	2.0
at Eastern Mich.	02/14/2023		03:15	0-1	.000	0-1	.000	0-0	.000	0	1	1	0.7	0	0	0	0	0	0	1.9
Buffalo	02/18/2023		02:24	0-2	.000	0-2	.000	0-0	.000	0	1	1	0.7	0	0	0	0	0	0	1.8
<b>Totals</b>		<b>0</b>	<b>230:36</b>	<b>12-42</b>	<b>.286</b>	<b>10-38</b>	<b>.263</b>	<b>4-4</b>	<b>1.000</b>	<b>2</b>	<b>13</b>	<b>15</b>	<b>0.7</b>	<b>19</b>	<b>8</b>	<b>6</b>	<b>1</b>	<b>8</b>	<b>38</b>	<b>1.8</b>

### Player Averages

Games Played	Minutes/game	Points/game	FG Pct	3FG Pct	FT Pct	Rebounds/game	Assists/game	Turnovers/game	Assist/Turnover ratio	Steals/game	Blocks/game
21	11.0	1.8	28.6	26.3	100.0	0.7	0.4	0.3	1.3	0.4	0.0

## CAREER STATS

### MITCHELL, Kobe


				Field Goals		3-Point		F-Throws		Rebounds				Scoring							
SEASON	TEAM	GP-GS	MIN/AVG	FG-FGA	FG%	3FG-3FGA	3FG%	FT-FTA	FT%	OFF	DEF	TOT	AVG	PF	FO	A	TO	BLK	STL	PTS	AVG
2022-23	UA	21-0	231/11.0	12-42	.286	10-38	.263	4-4	1.000	2	13	15	0.7	19	0	8	6	1	8	38	1.8
<b>TOTAL</b>		<b>21-0</b>	<b>231/11.0</b>	<b>12-42</b>	<b>.286</b>	<b>10-38</b>	<b>.263</b>	<b>4-4</b>	<b>1.000</b>	<b>2</b>	<b>13</b>	<b>15</b>	<b>0.7</b>	<b>19</b>	<b>0</b>	<b>8</b>	<b>6</b>	<b>1</b>	<b>8</b>	<b>38</b>	<b>1.8</b>

### Single Game Highs

Statistic	Value	
Points	9	vs Miami (OH) 01/24/23
Rebounds	3	vs Maine 12/19/22
Assists	3	vs NIU 01/03/23
Steals	3	vs Muskingum 12/04/22
Blocks	1	vs Muskingum 12/04/22
FG Made	3	vs Miami (OH) 01/24/23
FG Attempts	5	vs Jackson St. 12/11/22, vs Miami (OH) 01/24/23
3FG Made	3	vs Miami (OH) 01/24/23
3FG Attempts	5	vs Jackson St. 12/11/22



# 4 • TRENDON HANKERSON • GR • G • NOVI, MICH.



## SEASON STATS

Opponent	Date	GS	MIN	Total		3-Pointers		Free throws		Rebounds				PF	A	TO	BLK	STL	PTS	AVG
				FG-FGA	PCT	3FG-3FGA	PCT	FT-FTA	PCT	OFF	DEF	TOT	AVG							
South Dakota St.	11/07/2022	*	42:04	4-9	.444	2-6	.333	1-1	1.000	0	1	1	1.0	2	1	1	0	1	11	11.0
vs Mississippi St.	11/11/2022	*	27:16	1-7	.143	1-4	.250	2-2	1.000	1	3	4	2.5	3	0	2	1	1	5	8.0
Morgan St.	11/15/2022	*	32:09	2-12	.167	2-9	.222	0-2	.000	0	6	6	3.7	2	2	1	2	2	6	7.3
vs Western Ky.	11/21/2022	*	35:36	3-5	.600	2-4	.500	1-2	.500	0	4	4	3.8	0	1	2	0	1	9	7.8
vs LSU	11/22/2022	*	22:11	0-2	.000	0-1	.000	2-2	1.000	1	1	2	3.4	4	1	1	0	0	2	6.6
vs Nevada	11/23/2022	*	37:04	3-7	.429	2-5	.400	0-0	.000	0	7	7	4.0	3	0	2	0	0	8	6.8
at Marshall	11/30/2022	*	33:57	5-11	.455	1-6	.167	0-0	.000	1	3	4	4.0	0	2	3	0	2	11	7.4
Muskingum	12/04/2022	*	23:01	4-7	.571	2-5	.400	0-0	.000	0	4	4	4.0	1	2	0	0	1	10	7.8
Jackson St.	12/11/2022	*	38:05	5-9	.556	5-7	.714	2-2	1.000	0	1	1	3.7	1	2	1	1	0	17	8.8
Wright St.	12/14/2022	*	34:53	2-9	.222	1-7	.143	1-2	.500	0	5	5	3.8	3	4	0	0	2	6	8.5
Maine	12/19/2022	*	26:12	3-5	.600	2-3	.667	4-5	.800	1	3	4	3.8	1	2	1	0	1	12	8.8
at Bradley	12/22/2022	*	31:08	3-5	.600	3-3	1.000	0-0	.000	1	8	9	4.3	3	1	2	0	0	9	8.8
Concord	12/30/2022	*	31:41	6-12	.500	6-10	.600	0-0	.000	1	7	8	4.5	1	6	1	0	1	18	9.5
NIU	01/03/2023	*	35:24	1-8	.125	1-7	.143	0-0	.000	1	5	6	4.6	2	4	1	2	0	3	9.1
at Ball St.	01/06/2023	*	36:36	1-7	.143	1-4	.250	5-6	.833	0	5	5	4.7	2	1	3	0	0	8	9.0
at Bowling Green	01/10/2023	*	32:49	2-8	.250	2-7	.286	0-0	.000	0	2	2	4.5	2	3	2	1	2	6	8.8
Eastern Mich.	01/13/2023	*	28:47	5-9	.556	4-8	.500	0-0	.000	0	4	4	4.5	2	2	0	0	0	14	9.1
at Central Mich.	01/17/2023	*	35:03	4-10	.400	3-8	.375	0-0	.000	1	4	5	4.5	2	1	1	0	0	11	9.2
at Western Mich.	01/21/2023	*	34:28	2-11	.182	1-9	.111	0-0	.000	0	6	6	4.6	3	2	2	2	2	5	9.0
Miami (OH)	01/24/2023	*	36:16	2-11	.182	2-10	.200	0-0	.000	1	5	6	4.7	3	2	0	1	0	6	8.9
Ohio	01/28/2023	*	34:26	4-5	.800	3-3	1.000	3-4	.750	0	3	3	4.6	4	4	3	0	0	14	9.1
at Buffalo	01/31/2023	*	31:02	4-7	.571	2-3	.667	0-0	.000	0	2	2	4.5	1	5	1	2	2	10	9.1
Kent St.	02/03/2023	*	30:46	2-7	.286	2-6	.333	0-0	.000	0	1	1	4.3	1	1	1	1	0	6	9.0
Toledo	02/07/2023	*	33:50	7-12	.583	6-11	.545	0-0	.000	1	1	2	4.2	4	0	1	0	1	20	9.5
at Ohio	02/10/2023	*	37:42	3-8	.375	3-7	.429	0-0	.000	0	5	5	4.2	2	4	1	1	2	9	9.4
at Eastern Mich.	02/14/2023	*	35:00	4-11	.364	3-9	.333	0-0	.000	0	5	5	4.3	1	1	2	0	0	11	9.5
Buffalo	02/18/2023	*	32:27	3-7	.429	1-3	.333	2-2	1.000	0	5	5	4.3	0	2	0	0	2	9	9.5
<b>Totals</b>			<b>27</b>	<b>889:53</b>	<b>.385</b>	<b>85-221</b>	<b>.382</b>	<b>23-30</b>	<b>.767</b>	<b>10</b>	<b>106</b>	<b>116</b>	<b>4.3</b>	<b>53</b>	<b>56</b>	<b>35</b>	<b>14</b>	<b>23</b>	<b>256</b>	<b>9.5</b>

## CAREER STATS

SEASON	TEAM	GP-GS	MIN/AVG	Field Goals		3-Point		F-Throws		Rebounds				Scoring						
				FG-FGA	FG%	3FG-3FGA	3FG%	FT-FTA	FT%	OFF	DEF	TOT	AVG	PF-FO	A	TO	BLK	STL	PTS	AVG
2018-19	NIU	21-2	395/18.8	17-54	.315	8-32	.250	3-4	.750	5	42	47	2.2	55-2	19	22	9	12	45	2.1
2019-20	NIU	31-31	978/31.5	84-180	.467	41-89	.461	25-30	.833	12	80	92	3.0	66-0	61	46	10	29	234	7.5
2020-21	NIU	19-19	646/34.0	99-250	.396	48-130	.369	18-26	.692	9	74	83	4.4	54-2	41	53	7	22	264	13.9
2021-22	NIU	30-30	1011/33.7	118-315	.375	62-177	.350	45-60	.750	9	103	112	3.7	80-3	68	55	11	54	343	11.4
2022-23	UA	27-27	890/33.0	85-221	.385	63-165	.382	23-30	.767	10	106	116	4.3	53-0	56	35	14	23	256	9.5
<b>TOTAL FOR UA</b>		<b>27-27</b>	<b>890/33.0</b>	<b>85-221</b>	<b>.385</b>	<b>63-165</b>	<b>.382</b>	<b>23-30</b>	<b>.767</b>	<b>10</b>	<b>106</b>	<b>116</b>	<b>4.3</b>	<b>53-0</b>	<b>56</b>	<b>35</b>	<b>14</b>	<b>23</b>	<b>256</b>	<b>9.5</b>
<b>TOTAL</b>		<b>128-109</b>	<b>3920/30.6</b>	<b>403-1020</b>	<b>.395</b>	<b>222-593</b>	<b>.374</b>	<b>114-150</b>	<b>.760</b>	<b>45</b>	<b>405</b>	<b>450</b>	<b>3.5</b>	<b>308-7</b>	<b>245</b>	<b>211</b>	<b>51</b>	<b>140</b>	<b>1142</b>	<b>8.9</b>

### Single Game Highs

Statistic	Value	
Points	28	at Washington 11/09/21
Rebounds	9	at Bradley 12/22/22
Assists	6	vs Eastern Mich. 01/11/20, vs Concord 12/30/22
Steals	4	4 times
Blocks	3	at Marquette 11/27/21
FG Made	9	at Central Mich. 03/05/21, at Washington 11/09/21
FG Attempts	20	vs Ball St. 12/08/20, at Toledo 12/22/20
3FG Made	6	at Washington 11/09/21, vs Concord 12/30/22, vs Toledo 02/07/23
3FG Attempts	11	4 times
FT Made	7	vs Ball St. 01/27/22
FT Attempts	8	vs Ball St. 01/27/22





# 5 • TAVARI JOHNSON • FR • G • LAGRANGE PARK, ILL.



## SEASON STATS

Opponent	Date	GS	MIN	Total		3-Pointers		Free throws		Rebounds				PF	A	TO	BLK	STL	PTS	AVG
				FG-FGA	PCT	3FG-3FGA	PCT	FT-FTA	PCT	OFF	DEF	TOT	AVG							
vs Mississippi St.	11/11/2022		05:43	0-0	.000	0-0	.000	0-0	.000	0	0	0	0.0	0	0	0	0	0	0	0.0
Morgan St.	11/15/2022		03:29	1-1	1.000	0-0	.000	0-0	.000	0	0	0	0.0	0	0	0	0	0	2	1.0
vs Western Ky.	11/21/2022		02:56	0-0	.000	0-0	.000	0-0	.000	0	1	1	0.3	1	0	2	0	0	0	0.7
vs LSU	11/22/2022		10:52	1-3	.333	1-1	1.000	2-2	1.000	0	0	0	0.3	3	0	2	0	2	5	1.8
vs Nevada	11/23/2022		26:26	9-10	.900	3-3	1.000	0-0	.000	0	3	3	0.8	3	4	3	0	2	21	5.6
at Marshall	11/30/2022		27:19	7-13	.538	2-5	.400	0-0	.000	2	2	4	1.3	1	4	1	0	1	16	7.3
Muskingum	12/04/2022	*	21:09	3-7	.429	3-6	.500	0-0	.000	0	5	5	1.9	0	6	0	0	1	9	7.6
Jackson St.	12/11/2022	*	24:09	2-5	.400	2-5	.400	0-0	.000	0	1	1	1.8	4	2	5	0	1	6	7.4
Wright St.	12/14/2022	*	27:33	6-14	.429	0-3	.000	2-4	.500	1	1	2	1.8	2	1	1	1	4	14	8.1
Maine	12/19/2022	*	28:51	2-6	.333	1-3	.333	0-0	.000	1	6	7	2.3	0	3	4	0	1	5	7.8
at Bradley	12/22/2022	*	26:46	1-7	.143	0-3	.000	0-0	.000	1	4	5	2.5	0	1	2	1	1	2	7.3
Concord	12/30/2022	*	20:48	2-6	.333	1-3	.333	1-2	.500	0	2	2	2.5	2	5	4	0	1	6	7.2
NIU	01/03/2023	*	28:07	3-9	.333	1-3	.333	1-2	.500	1	0	1	2.4	4	0	4	1	0	8	7.2
at Ball St.	01/06/2023	*	30:49	3-11	.273	1-4	.250	0-0	.000	0	6	6	2.6	2	0	6	0	1	7	7.2
at Bowling Green	01/10/2023	*	15:06	1-5	.200	1-4	.250	0-0	.000	0	1	1	2.5	1	1	0	0	0	3	6.9
Eastern Mich.	01/13/2023		18:37	3-4	.750	0-1	.000	0-0	.000	0	3	3	2.6	4	9	1	0	0	6	6.9
at Central Mich.	01/17/2023		14:45	0-5	.000	0-2	.000	0-0	.000	0	3	3	2.6	3	3	1	0	1	0	6.5
at Western Mich.	01/21/2023		13:59	0-2	.000	0-1	.000	0-0	.000	0	0	0	2.4	2	0	0	0	1	0	6.1
Miami (OH)	01/24/2023		07:58	1-2	.500	1-1	1.000	0-0	.000	0	0	0	2.3	1	0	1	0	0	3	5.9
Ohio	01/28/2023		08:25	3-3	1.000	0-0	.000	0-0	.000	0	0	0	2.2	3	1	0	0	0	6	6.0
at Buffalo	01/31/2023		15:49	2-4	.500	1-1	1.000	0-0	.000	0	0	0	2.1	2	2	1	0	4	5	5.9
Kent St.	02/03/2023		08:18	0-1	.000	0-1	.000	0-0	.000	1	1	2	2.1	0	3	1	0	1	0	5.6
Toledo	02/07/2023		10:17	1-5	.200	0-2	.000	0-0	.000	0	0	0	2.0	0	2	0	0	0	2	5.5
at Ohio	02/10/2023		05:07	1-5	.200	1-2	.500	0-0	.000	0	1	1	2.0	1	0	0	0	0	3	5.4
at Eastern Mich.	02/14/2023		02:24	0-0	.000	0-0	.000	0-0	.000	0	1	1	1.9	0	0	0	1	1	0	5.2
Buffalo	02/18/2023		11:06	2-5	.400	0-1	.000	0-0	.000	1	1	2	1.9	2	1	1	0	0	4	5.1
<b>Totals</b>		<b>9</b>	<b>416:49</b>	<b>54-133</b>	<b>.406</b>	<b>19-55</b>	<b>.345</b>	<b>6-10</b>	<b>.600</b>	<b>8</b>	<b>42</b>	<b>50</b>	<b>1.9</b>	<b>41</b>	<b>48</b>	<b>40</b>	<b>4</b>	<b>23</b>	<b>133</b>	<b>5.1</b>

### Player Averages

Games Played	Minutes/game	Points/game	FG Pct	3FG Pct	FT Pct	Rebounds/game	Assists/game	Turnovers/game	Assist/Turnover ratio	Steals/game	Blocks/game
26	16.0	5.1	40.6	34.5	60.0	1.9	1.8	1.5	1.2	0.9	0.2

## CAREER STATS

SEASON	TEAM	GP-GS	MIN/AVG	Field Goals		3-Point		F-Throws		Rebounds				Scoring						
				FG-FGA	FG%	3FG-3FGA	3FG%	FT-FTA	FT%	OFF	DEF	TOT	AVG	PF-FO	A	TO	BLK	STL	PTS	AVG
2022-23	UA	26-9	417/16.0	54-133	.406	19-55	.345	6-10	.600	8	42	50	1.9	41-0	48	40	4	23	133	5.1
<b>TOTAL</b>		<b>26-9</b>	<b>417/16.0</b>	<b>54-133</b>	<b>.406</b>	<b>19-55</b>	<b>.345</b>	<b>6-10</b>	<b>.600</b>	<b>8</b>	<b>42</b>	<b>50</b>	<b>1.9</b>	<b>41-0</b>	<b>48</b>	<b>40</b>	<b>4</b>	<b>23</b>	<b>133</b>	<b>5.1</b>

### Single Game Highs

Statistic	Value
Points	21 vs Nevada 11/23/22
Rebounds	7 vs Maine 12/19/22
Assists	9 vs Eastern Mich. 01/13/23
Steals	4 vs Wright St. 12/14/22, at Buffalo 01/31/23
Blocks	1 4 times
FG Made	9 vs Nevada 11/23/22
FG Attempts	14 vs Wright St. 12/14/22
3FG Made	3 vs Muskingum 12/04/22, vs Nevada 11/23/22
3FG Attempts	6 vs Muskingum 12/04/22
FT Made	2 vs Wright St. 12/14/22, vs LSU 11/22/22
FT Attempts	4 vs Wright St. 12/14/22



# 11 • SAMMY HUNTER • JR • F • NASSAU, BAHAMAS



## SEASON STATS

Opponent	Date	GS	MIN	Total		3-Pointers		Free throws		Rebounds				PF	A	TO	BLK	STL	PTS	AVG
				FG-FGA	PCT	3FG-3FGA	PCT	FT-FTA	PCT	OFF	DEF	TOT	AVG							
South Dakota St.	11/07/2022	*	22:16	2-10	.200	0-6	.000	0-0	.000	1	3	4	4.0	1	0	1	0	0	4	4.0
vs Mississippi St.	11/11/2022	*	23:40	2-8	.250	1-5	.200	0-1	.000	0	3	3	3.5	1	0	0	0	0	5	4.5
Morgan St.	11/15/2022	*	15:30	2-6	.333	0-3	.000	0-1	.000	1	1	2	3.0	0	2	1	0	0	4	4.3
vs Western Ky.	11/21/2022	*	18:39	3-8	.375	1-5	.200	0-0	.000	0	1	1	2.5	2	0	0	0	0	7	5.0
vs LSU	11/22/2022	*	27:09	4-14	.286	3-11	.273	2-2	1.000	1	0	1	2.2	0	0	0	0	1	13	6.6
vs Nevada	11/23/2022	*	11:45	0-4	.000	0-2	.000	0-0	.000	0	0	0	1.8	1	0	0	0	0	0	5.5
at Marshall	11/30/2022		17:52	4-10	.400	1-3	.333	0-1	.000	1	5	6	2.4	1	1	0	0	0	9	6.0
Muskingum	12/04/2022		18:50	4-8	.500	1-3	.333	0-0	.000	2	2	4	2.6	1	1	0	0	0	9	6.4
Jackson St.	12/11/2022		15:54	1-5	.200	0-4	.000	2-2	1.000	2	1	3	2.7	2	2	0	0	0	4	6.1
Wright St.	12/14/2022		16:35	5-8	.625	3-6	.500	0-0	.000	0	4	4	2.8	2	0	1	1	0	13	6.8
Maine	12/19/2022		20:16	0-4	.000	0-3	.000	0-0	.000	0	2	2	2.7	1	2	1	0	0	0	6.2
at Bradley	12/22/2022		18:19	2-9	.222	2-6	.333	2-2	1.000	1	1	2	2.7	0	0	0	0	0	8	6.3
Concord	12/30/2022		18:08	2-5	.400	0-3	.000	0-0	.000	3	3	6	2.9	4	0	0	0	0	4	6.2
NIU	01/03/2023	*	13:58	1-5	.200	1-5	.200	0-0	.000	0	1	1	2.8	2	0	1	0	0	3	5.9
at Ball St.	01/06/2023	*	19:39	1-2	.500	1-2	.500	0-0	.000	3	0	3	2.8	5	0	0	0	0	3	5.7
at Bowling Green	01/10/2023		25:03	7-9	.778	4-6	.667	1-1	1.000	2	1	3	2.8	1	0	2	1	1	19	6.6
Eastern Mich.	01/13/2023	*	24:00	5-8	.625	3-6	.500	0-1	.000	2	2	4	2.9	1	1	1	0	1	13	6.9
at Central Mich.	01/17/2023	*	16:24	4-5	.800	2-3	.667	2-4	.500	0	2	2	2.8	3	1	0	0	0	12	7.2
at Western Mich.	01/21/2023	*	27:56	2-9	.222	2-8	.250	2-3	.667	0	3	3	2.8	3	0	0	0	0	8	7.3
Miami (OH)	01/24/2023	*	17:59	3-6	.500	0-2	.000	0-0	.000	1	2	3	2.9	0	0	0	0	0	6	7.2
Ohio	01/28/2023	*	21:16	3-4	.750	3-3	1.000	0-0	.000	0	0	0	2.7	1	0	1	0	0	9	7.3
at Buffalo	01/31/2023	*	16:22	1-4	.250	0-2	.000	0-0	.000	0	2	2	2.7	1	2	1	0	0	2	7.0
Kent St.	02/03/2023	*	17:50	2-5	.400	1-2	.500	0-0	.000	1	0	1	2.6	4	0	1	0	0	5	7.0
Toledo	02/07/2023	*	20:19	3-8	.375	1-5	.200	0-0	.000	1	1	2	2.6	3	0	1	0	1	7	7.0
at Ohio	02/10/2023	*	08:46	0-2	.000	0-2	.000	0-0	.000	0	2	2	2.6	3	0	1	0	0	0	6.7
at Eastern Mich.	02/14/2023		14:07	4-7	.571	1-2	.500	0-0	.000	2	1	3	2.6	1	0	0	0	0	9	6.8
Buffalo	02/18/2023		21:08	2-8	.250	1-5	.200	0-0	.000	1	0	1	2.5	0	2	0	1	0	5	6.7
<b>Totals</b>		<b>17</b>	<b>509:40</b>	<b>69-181</b>	<b>.381</b>	<b>32-113</b>	<b>.283</b>	<b>11-18</b>	<b>.611</b>	<b>25</b>	<b>43</b>	<b>68</b>	<b>2.5</b>	<b>44</b>	<b>14</b>	<b>13</b>	<b>3</b>	<b>4</b>	<b>181</b>	<b>6.7</b>

### Player Averages

## CAREER STATS

SEASON	TEAM	GP-GS	MIN/AVG	Field Goals		3-Point		F-Throws		Rebounds				Scoring						
				FG-FGA	FG%	3FG-3FGA	3FG%	FT-FTA	FT%	OFF	DEF	TOT	AVG	PF-FO	A	TO	BLK	STL	PTS	AVG
2019-20	OM	27-1	309/11.4	29-71	.408	1-8	.125	19-27	.704	14	23	37	1.4	47-0	11	15	4	6	78	2.9
2020-21	OM	25-0	198/7.9	20-42	.476	6-18	.333	10-16	.625	14	21	35	1.4	27-0	9	12	5	3	56	2.2
2021-22	OM	29-0	302/10.4	34-76	.447	5-25	.200	10-17	.588	19	15	34	1.2	43-0	4	12	5	6	83	2.9
2022-23	UA	27-17	510/18.9	69-181	.381	32-113	.283	11-18	.611	25	43	68	2.5	44-1	14	13	3	4	181	6.7
<b>TOTAL FOR UA</b>		<b>27-17</b>	<b>510/18.9</b>	<b>69-181</b>	<b>.381</b>	<b>32-113</b>	<b>.283</b>	<b>11-18</b>	<b>.611</b>	<b>25</b>	<b>43</b>	<b>68</b>	<b>2.5</b>	<b>44-1</b>	<b>14</b>	<b>13</b>	<b>3</b>	<b>4</b>	<b>181</b>	<b>6.7</b>
<b>TOTAL</b>		<b>108-18</b>	<b>1318/12.2</b>	<b>152-370</b>	<b>.411</b>	<b>44-164</b>	<b>.268</b>	<b>50-78</b>	<b>.641</b>	<b>72</b>	<b>102</b>	<b>174</b>	<b>1.6</b>	<b>161-1</b>	<b>38</b>	<b>52</b>	<b>17</b>	<b>19</b>	<b>398</b>	<b>3.7</b>

### Single Game Highs

Statistic	Value	
Points	19	at Bowling Green 01/10/23
Rebounds	7	vs Louisiana Tech 03/19/21
Assists	2	11 times
Steals	3	vs Missouri 03/04/20
Blocks	3	vs Vanderbilt 02/29/20
FG Made	7	at Bowling Green 01/10/23
FG Attempts	14	vs LSU 11/22/22
3FG Made	4	at Bowling Green 01/10/23
3FG Attempts	11	vs LSU 11/22/22
FT Made	4	vs Seattle U 11/19/19
FT Attempts	4	9 times



# 12 • PAT MAYFIELD • FR • G • ELGIN, ILL.



## SEASON STATS

Opponent	Date	GS	MIN	Total		3-Pointers		Free throws		Rebounds				PF	A	TO	BLK	STL	PTS	AVG
				FG-FGA	PCT	3FG-3FGA	PCT	FT-FTA	PCT	OFF	DEF	TOT	AVG							
Muskingum	12/04/2022		05:04	0-1	.000	0-1	.000	0-0	.000	0	0	0	0.0	0	0	0	0	0	0	0.0
Maine	12/19/2022		01:13	1-1	1.000	0-0	.000	0-0	.000	0	1	1	0.5	0	0	0	0	0	2	1.0
at Bradley	12/22/2022		00:39	0-0	.000	0-0	.000	0-0	.000	0	0	0	0.3	0	0	0	0	1	0	0.7
Concord	12/30/2022		02:59	1-2	.500	0-1	.000	0-0	.000	0	3	3	1.0	0	0	0	0	0	2	1.0
NIU	01/03/2023		01:58	0-1	.000	0-0	.000	0-0	.000	0	1	1	1.0	0	0	0	1	0	0	0.8
Eastern Mich.	01/13/2023		04:48	0-1	.000	0-1	.000	1-2	.500	0	2	2	1.2	1	0	0	0	1	1	0.8
at Central Mich.	01/17/2023		01:25	0-0	.000	0-0	.000	0-0	.000	0	0	0	1.0	0	0	0	0	0	0	0.7
at Buffalo	01/31/2023		00:45	0-0	.000	0-0	.000	0-0	.000	0	0	0	0.9	0	0	0	0	0	0	0.6
<b>Totals</b>		<b>0</b>	<b>18:51</b>	<b>2-6</b>	<b>.333</b>	<b>0-3</b>	<b>.000</b>	<b>1-2</b>	<b>.500</b>	<b>0</b>	<b>7</b>	<b>7</b>	<b>0.9</b>	<b>1</b>	<b>0</b>	<b>0</b>	<b>1</b>	<b>2</b>	<b>5</b>	<b>0.6</b>

### Player Averages

Games Played	Minutes/game	Points/game	FG Pct	3FG Pct	FT Pct	Rebounds/game	Assists/game	Turnovers/game	Assist/Turnover ratio	Steals/game	Blocks/game
8	2.4	0.6	33.3	0.0	50.0	0.9	0.0	0.0	0.0	0.3	0.1

## CAREER STATS

SEASON	TEAM	GP-GS	MIN/AVG	Field Goals		3-Point		F-Throws		Rebounds				Scoring						
				FG-FGA	FG%	3FG-3FGA	3FG%	FT-FTA	FT%	OFF	DEF	TOT	AVG	PF	FO	A	TO	BLK	STL	PTS
2022-23	UA	8-0	19/2.4	2-6	.333	0-3	.000	1-2	.500	0	7	7	0.9	1-0	0	0	1	2	5	0.6
<b>TOTAL</b>		<b>8-0</b>	<b>19/2.4</b>	<b>2-6</b>	<b>.333</b>	<b>0-3</b>	<b>.000</b>	<b>1-2</b>	<b>.500</b>	<b>0</b>	<b>7</b>	<b>7</b>	<b>0.9</b>	<b>1-0</b>	<b>0</b>	<b>0</b>	<b>1</b>	<b>2</b>	<b>5</b>	<b>0.6</b>

### Single Game Highs

Statistic	Value
Points	2 vs Maine 12/19/22, vs Concord 12/30/22
Rebounds	3 vs Concord 12/30/22
Steals	1 at Bradley 12/22/22, vs Eastern Mich. 01/13/23
Blocks	1 vs NIU 01/03/23
FG Made	1 vs Maine 12/19/22, vs Concord 12/30/22
FG Attempts	2 vs Concord 12/30/22
3FG Attempts	1 vs Muskingum 12/04/22, vs Concord 12/30/22, vs Eastern Mich. 01/13/23
FT Made	1 vs Eastern Mich. 01/13/23





# 13 • XAVIER CASTANEDA • JR • G • CHICAGO, ILL.



## SEASON STATS

Opponent	Date	GS	MIN	Total		3-Pointers		Free throws		Rebounds				PF	A	TO	BLK	STL	PTS	AVG		
				FG-FGA	PCT	3FG-3FGA	PCT	FT-FTA	PCT	OFF	DEF	TOT	AVG									
South Dakota St.	11/07/2022	*	41:22	9-14	.643	8-12	.667	5-5	1.000	0	1	1	1.0	0	7	2	0	2	31	31.0		
vs Mississippi St.	11/11/2022	*	35:18	5-14	.357	3-10	.300	7-10	.700	1	3	4	2.5	2	6	2	0	3	20	25.5		
Morgan St.	11/15/2022	*	35:42	2-10	.200	2-8	.250	10-13	.769	0	6	6	3.7	2	2	2	0	2	16	22.3		
vs Western Ky.	11/21/2022	*	36:39	6-12	.500	1-4	.250	3-3	1.000	0	4	4	3.8	3	3	2	0	0	16	20.8		
vs LSU	11/22/2022	*	36:06	6-16	.375	4-9	.444	12-16	.750	1	5	6	4.2	0	4	3	0	1	28	22.2		
vs Nevada	11/23/2022	*	31:01	2-10	.200	2-9	.222	5-7	.714	0	3	3	4.0	2	1	1	0	0	11	20.3		
at Marshall	11/30/2022	*	29:41	1-13	.077	1-9	.111	1-4	.250	1	4	5	4.1	2	3	1	0	0	4	18.0		
Muskingum	12/04/2022	*	20:56	6-11	.545	5-8	.625	0-0	.000	0	5	5	4.3	0	0	1	1	0	17	17.9		
Jackson St.	12/11/2022	*	30:19	5-8	.625	2-4	.500	11-13	.846	1	3	4	4.2	0	2	1	0	1	23	18.4		
Wright St.	12/14/2022	*	34:12	5-10	.500	2-6	.333	7-8	.875	0	6	6	4.4	1	3	3	0	2	19	18.5		
Maine	12/19/2022	*	28:37	11-15	.733	7-8	.875	4-4	1.000	1	3	4	4.4	0	3	3	0	2	33	19.8		
at Bradley	12/22/2022	*	31:02	3-16	.188	3-8	.375	10-11	.909	2	4	6	4.5	0	2	3	0	0	19	19.8		
Concord	12/30/2022	*	31:46	3-12	.250	3-9	.333	8-9	.889	1	4	5	4.5	0	3	0	0	1	17	19.5		
at Bowling Green	01/10/2023	*	36:39	6-16	.375	3-8	.375	1-1	1.000	0	1	1	4.3	1	5	3	0	2	16	19.3		
Eastern Mich.	01/13/2023	*	27:01	5-12	.417	2-9	.222	11-12	.917	1	5	6	4.4	0	5	1	0	0	23	19.5		
at Central Mich.	01/17/2023	*	31:30	3-7	.429	1-4	.250	6-9	.667	0	4	4	4.4	3	5	2	0	1	13	19.1		
at Western Mich.	01/21/2023	*	36:44	11-25	.440	4-16	.250	6-7	.857	2	5	7	4.5	4	1	1	0	3	32	19.9		
Miami (OH)	01/24/2023	*	35:46	8-16	.500	6-13	.462	10-11	.909	1	3	4	4.5	3	2	4	0	0	32	20.6		
Ohio	01/28/2023	*	36:05	2-11	.182	2-8	.250	10-11	.909	1	4	5	4.5	1	1	0	0	2	16	20.3		
at Buffalo	01/31/2023	*	35:32	10-12	.833	7-8	.875	5-6	.833	2	1	3	4.5	3	1	5	1	0	32	20.9		
Kent St.	02/03/2023	*	36:29	6-14	.429	5-9	.556	7-9	.778	0	3	3	4.4	1	0	2	0	1	24	21.0		
Toledo	02/07/2023	*	38:28	6-18	.333	3-11	.273	8-8	1.000	1	3	4	4.4	2	1	2	0	2	23	21.1		
at Ohio	02/10/2023	*	36:55	10-15	.667	6-10	.600	8-9	.889	0	2	2	4.3	4	1	2	0	1	34	21.7		
at Eastern Mich.	02/14/2023	*	31:00	5-14	.357	3-11	.273	3-3	1.000	2	2	4	4.3	2	4	2	0	0	16	21.5		
Buffalo	02/18/2023	*	29:42	7-13	.538	5-9	.556	11-12	.917	2	4	6	4.3	2	3	5	0	1	30	21.8		
<b>Totals</b>			<b>25</b>	<b>834:32</b>	<b>.428</b>	<b>143-334</b>	<b>.428</b>	<b>90-220</b>	<b>.409</b>	<b>169-201</b>	<b>.841</b>	<b>20</b>	<b>88</b>	<b>108</b>	<b>4.3</b>	<b>38</b>	<b>68</b>	<b>53</b>	<b>2</b>	<b>27</b>	<b>545</b>	<b>21.8</b>

### Player Averages

Games Played	Minutes/game	Points/game	FG Pct	3FG Pct	FT Pct	Rebounds/game	Assists/game	Turnovers/game	Assist/Turnover ratio	Steals/game	Blocks/game
--------------	--------------	-------------	--------	---------	--------	---------------	--------------	----------------	-----------------------	-------------	-------------

## CAREER STATS

SEASON	TEAM	GP-GS	MIN/AVG	Field Goals		3-Point		F-Throws		Rebounds				Scoring						
				FG-FGA	FG%	3FG-3FGA	3FG%	FT-FTA	FT%	OFF	DEF	TOT	AVG	PF-FO	A	TO	BLK	STL	PTS	AVG
2018-19	USF	38-3	710/18.7	47-141	.333	17-53	.321	53-76	.697	18	42	60	1.6	57-0	65	59	1	19	164	4.3
2019-20	USF	31-15	792/25.5	52-157	.331	25-80	.313	31-46	.674	6	64	70	2.3	53-0	54	53	2	31	160	5.2
2020-21	USF	20-5	475/23.8	54-150	.360	24-62	.387	37-42	.881	4	42	46	2.3	30-0	52	34	2	9	169	8.5
2021-22	UA	34-34	1089/32.0	140-344	.407	75-201	.373	107-130	.823	23	101	124	3.6	59-2	78	50	3	31	462	13.6
2022-23	UA	25-25	835/33.4	143-334	.428	90-220	.409	169-201	.841	20	88	108	4.3	38-0	68	53	2	27	545	21.8
<b>TOTAL FOR UA</b>		<b>59-59</b>	<b>1923/32.6</b>	<b>283-678</b>	<b>.417</b>	<b>165-421</b>	<b>.392</b>	<b>276-331</b>	<b>.834</b>	<b>43</b>	<b>189</b>	<b>232</b>	<b>3.9</b>	<b>97-2</b>	<b>146</b>	<b>103</b>	<b>5</b>	<b>58</b>	<b>1007</b>	<b>17.1</b>
<b>TOTAL</b>		<b>148-82</b>	<b>3901/26.4</b>	<b>436-1126</b>	<b>.387</b>	<b>231-616</b>	<b>.375</b>	<b>397-495</b>	<b>.802</b>	<b>71</b>	<b>337</b>	<b>408</b>	<b>2.8</b>	<b>237-2</b>	<b>317</b>	<b>249</b>	<b>10</b>	<b>117</b>	<b>1500</b>	<b>10.1</b>

### Single Game Highs

Statistic	Value
Points	34 at Ohio 02/10/23
Rebounds	7 4 times
Assists	7 vs South Dakota St. 11/07/22
Steals	5 vs Kent St. 03/12/22
Blocks	1 10 times
FG Made	11 vs Maine 12/19/22, at Western Mich. 01/21/23
FG Attempts	25 at Western Mich. 01/21/23
3FG Made	8 vs South Dakota St. 11/07/22
3FG Attempts	16 at Western Mich. 01/21/23
FT Made	12 vs LSU 11/22/22
FT Attempts	16 vs LSU 11/22/22



# 20 • EVAN WILSON • FR • G • NOBLESVILLE, IND.



## SEASON STATS

Opponent	Date	GS	MIN	Total		3-Pointers		Free throws		Rebounds				Scoring							
				FG-FGA	PCT	3FG-3FGA	PCT	FT-FTA	PCT	OFF	DEF	TOT	AVG	PF	A	TO	BLK	STL	PTS	AVG	
vs Mississippi St.	11/11/2022		00:41	0-0	.000	0-0	.000	0-0	.000	0	0	0	0.0	0	0	0	0	0	0	0	0
Muskingum	12/04/2022		08:01	1-5	.200	1-4	.250	0-2	.000	0	0	0	0.0	2	0	1	0	1	3	1.5	
Maine	12/19/2022		03:23	0-0	.000	0-0	.000	0-0	.000	0	1	1	0.3	1	2	0	0	1	0	1.0	
at Bradley	12/22/2022		00:39	0-0	.000	0-0	.000	0-0	.000	0	0	0	0.3	0	0	0	0	0	0	0.8	
Concord	12/30/2022		04:09	1-1	1.000	1-1	1.000	0-0	.000	0	0	0	0.2	1	1	1	0	0	3	1.2	
NIU	01/03/2023		02:20	1-1	1.000	1-1	1.000	0-0	.000	0	0	0	0.2	0	0	0	0	0	3	1.5	
Eastern Mich.	01/13/2023		06:23	1-2	.500	1-2	.500	0-0	.000	0	0	0	0.1	0	0	0	0	0	3	1.7	
at Central Mich.	01/17/2023		01:25	0-1	.000	0-0	.000	0-0	.000	0	0	0	0.1	0	0	0	0	0	0	1.5	
at Buffalo	01/31/2023		00:45	0-0	.000	0-0	.000	0-0	.000	0	0	0	0.1	0	0	0	0	0	0	1.3	
at Eastern Mich.	02/14/2023		01:24	0-0	.000	0-0	.000	0-0	.000	0	0	0	0.1	0	0	1	0	0	0	1.2	
Buffalo	02/18/2023		01:48	0-1	.000	0-1	.000	0-0	.000	0	0	0	0.1	0	0	0	0	0	0	1.1	
<b>Totals</b>		<b>0</b>	<b>30:58</b>	<b>4-11</b>	<b>.364</b>	<b>4-9</b>	<b>.444</b>	<b>0-2</b>	<b>.000</b>	<b>0</b>	<b>1</b>	<b>1</b>	<b>0.1</b>	<b>4</b>	<b>3</b>	<b>3</b>	<b>0</b>	<b>2</b>	<b>12</b>	<b>1.1</b>	

### Player Averages

Games Played	Minutes/game	Points/game	FG Pct	3FG Pct	FT Pct	Rebounds/game	Assists/game	Turnovers/game	Assist/Turnover ratio	Steals/game	Blocks/game
11	2.8	1.1	36.4	44.4	0.0	0.1	0.3	0.3	1.0	0.2	0.0

## CAREER STATS

SEASON	TEAM	GP-GS	MIN/AVG	Field Goals		3-Point		F-Throws		Rebounds				Scoring						
				FG-FGA	FG%	3FG-3FGA	3FG%	FT-FTA	FT%	OFF	DEF	TOT	AVG	PF-FO	A	TO	BLK	STL	PTS	AVG
2021-22	UA	6-0	14/2.4	1-4	.250	0-3	.000	0-0	.000	0	0	0	0.0	1-0	2	0	0	1	2	0.3
2022-23	UA	11-0	31/2.8	4-11	.364	4-9	.444	0-2	.000	0	1	1	0.1	4-0	3	3	0	2	12	1.1
<b>TOTAL</b>		<b>17-0</b>	<b>45/2.7</b>	<b>5-15</b>	<b>.333</b>	<b>4-12</b>	<b>.333</b>	<b>0-2</b>	<b>.000</b>	<b>0</b>	<b>1</b>	<b>1</b>	<b>0.1</b>	<b>5-0</b>	<b>5</b>	<b>3</b>	<b>0</b>	<b>3</b>	<b>14</b>	<b>0.8</b>

### Single Game Highs

Statistic	Value
Points	3 4 times
Rebounds	1 vs Maine 12/19/22
Assists	2 vs Maine 12/19/22
Steals	1 vs Wheeling 11/18/21, vs Muskingum 12/04/22, vs Maine 12/19/22
FG Made	1 5 times
FG Attempts	5 vs Muskingum 12/04/22
3FG Made	1 4 times
3FG Attempts	4 vs Muskingum 12/04/22
FT Attempts	2 vs Muskingum 12/04/22



# 22 · MIKAL DAWSON · JR · W · HUNTINGTON, W.VA.



## SEASON STATS

Opponent	Date	GS	MIN	Total		3-Pointers		Free throws		Rebounds				PF	A	TO	BLK	STL	PTS	AVG	
				FG-FGA	PCT	3FG-3FGA	PCT	FT-FTA	PCT	OFF	DEF	TOT	AVG								
at Ohio St.	11/09/2021		10:03	1-5	.200	0-3	.000	0-1	.000	1	1	2	2.0	2	0	2	0	0	2	2.0	
Point Park	11/13/2021		20:24	4-8	.500	4-8	.500	0-0	.000	1	1	2	2.0	3	2	1	0	1	12	7.0	
Wheeling	11/18/2021		20:51	2-4	.500	1-3	.333	0-2	.000	1	2	3	2.3	1	1	2	0	1	5	6.3	
vs Fordham	11/22/2021		16:59	0-1	.000	0-0	.000	0-0	.000	1	1	2	2.3	2	2	0	0	2	0	4.8	
vs App State	11/23/2021		14:13	3-7	.429	2-6	.333	0-0	.000	0	3	3	2.4	2	0	0	0	1	8	5.4	
vs Evansville	11/24/2021		24:26	1-3	.333	1-2	.500	0-0	.000	2	2	4	2.7	2	1	1	0	1	3	5.0	
Marshall	12/01/2021		28:20	0-2	.000	0-1	.000	0-0	.000	3	1	4	2.9	2	1	0	0	0	0	4.3	
Southern U.	12/04/2021		22:49	2-6	.333	2-6	.333	1-2	.500	2	3	5	3.1	4	1	2	0	2	7	4.6	
Florida A&M	12/12/2021		10:18	0-2	.000	0-2	.000	0-0	.000	0	1	1	2.9	3	0	0	0	0	0	4.1	
at Wright St.	12/15/2021		28:14	1-5	.200	1-5	.200	0-0	.000	0	1	1	2.7	2	1	0	0	1	3	4.0	
Buffalo	01/01/2022		27:32	3-6	.500	3-6	.500	0-0	.000	1	3	4	2.8	0	0	0	0	1	9	4.5	
Ohio	01/04/2022		34:35	4-11	.364	4-9	.444	2-2	1.000	0	3	3	2.8	1	2	0	0	1	14	5.3	
Ball St.	01/11/2022		21:51	4-6	.667	2-4	.500	0-1	.000	2	2	4	2.9	4	0	2	1	0	10	5.6	
at Kent St.	01/14/2022		21:27	0-2	.000	0-2	.000	0-0	.000	0	0	0	2.7	2	0	1	0	0	0	5.2	
Western Mich.	01/18/2022		22:41	3-7	.429	3-6	.500	0-0	.000	1	2	3	2.7	2	1	1	0	1	9	5.5	
at Bowling Green	01/20/2022		26:11	1-4	.250	1-4	.250	0-0	.000	1	2	3	2.8	1	0	0	0	0	3	5.3	
Eastern Mich.	01/22/2022		17:39	0-2	.000	0-2	.000	0-0	.000	0	2	2	2.7	1	0	2	0	0	0	5.0	
at Central Mich.	01/25/2022		20:11	0-1	.000	0-1	.000	0-0	.000	2	1	3	2.7	1	1	0	0	0	0	4.7	
at Toledo	01/28/2022		27:42	4-9	.444	3-8	.375	3-3	1.000	3	4	7	2.9	2	0	1	0	0	14	5.2	
Miami (OH)	02/04/2022		26:16	0-4	.000	0-4	.000	2-2	1.000	2	3	5	3.1	1	1	0	0	0	2	5.1	
at Miami (OH)	02/06/2022		17:50	0-1	.000	0-1	.000	1-2	.500	1	0	1	3.0	2	2	0	0	2	1	4.9	
at NIU	02/08/2022		23:54	2-5	.400	2-4	.500	0-0	.000	1	2	3	3.0	2	1	1	0	0	6	4.9	
Kent St.	02/11/2022		19:52	1-3	.333	1-3	.333	1-2	.500	1	2	3	3.0	1	1	1	0	1	4	4.9	
at Western Mich.	02/15/2022		21:22	1-2	.500	1-2	.500	0-0	.000	0	3	3	3.0	1	1	2	0	0	3	4.8	
NIU	02/17/2022	*	22:10	2-5	.400	1-4	.250	2-2	1.000	0	0	0	2.8	3	0	1	0	3	7	4.9	
at Eastern Mich.	02/19/2022	*	23:32	1-4	.250	1-4	.250	0-0	.000	0	3	3	2.8	1	1	0	0	2	3	4.8	
Bowling Green	02/22/2022	*	27:28	4-7	.571	4-7	.571	5-6	.833	0	4	4	2.9	3	0	0	0	2	17	5.3	
at Ohio	02/25/2022	*	37:17	5-8	.625	1-4	.250	4-4	1.000	1	4	5	3.0	2	2	2	0	2	15	5.6	
at Ball St.	03/01/2022	*	34:12	4-9	.444	3-8	.375	0-0	.000	1	3	4	3.0	2	1	0	0	4	11	5.8	
Central Mich.	03/04/2022	*	32:27	1-5	.200	1-4	.250	2-4	.500	3	5	8	3.2	1	2	1	0	1	5	5.8	
vs Buffalo	03/10/2022	*	33:38	5-9	.556	3-4	.750	1-2	.500	2	2	4	3.2	1	1	1	0	1	14	6.0	
vs Toledo	03/11/2022	*	28:19	3-6	.500	3-6	.500	0-0	.000	0	5	5	3.3	3	0	0	1	0	9	6.1	
vs Kent St.	03/12/2022	*	28:38	1-2	.500	1-1	1.000	0-0	.000	2	3	5	3.3	0	1	0	0	3	3	6.0	
vs UCLA	03/17/2022	*	31:27	1-4	.250	0-2	.000	0-0	.000	3	2	5	3.4	1	1	1	0	1	2	5.9	
<b>Totals</b>			<b>10</b>	<b>824:47</b>	<b>64-165</b>	<b>.388</b>	<b>49-136</b>	<b>.360</b>	<b>24-35</b>	<b>.686</b>	<b>38</b>	<b>76</b>	<b>114</b>	<b>3.4</b>	<b>61</b>	<b>28</b>	<b>25</b>	<b>2</b>	<b>34</b>	<b>201</b>	<b>5.9</b>

## CAREER STATS

SEASON	TEAM	GP-GS	MIN/AVG	Field Goals		3-Point		F-Throws		Rebounds				Scoring						
				FG-FGA	FG%	3FG-3FGA	3FG%	FT-FTA	FT%	OFF	DEF	TOT	AVG	PF-FO	A	TO	BLK	STL	PTS	AVG
2019-20	UA	17-0	75/4.4	2-12	.167	0-7	.000	2-4	.500	7	9	16	0.9	9-0	1	6	1	1	6	0.4
2020-21	UA	23-0	305/13.3	34-81	.420	20-62	.323	10-13	.769	19	31	50	2.2	25-0	14	9	0	10	98	4.3
2021-22	UA	34-10	825/24.3	64-165	.388	49-136	.360	24-35	.686	38	76	114	3.4	61-0	28	25	2	34	201	5.9
<b>TOTAL</b>		<b>74-10</b>	<b>1205/16.3</b>	<b>100-258</b>	<b>.388</b>	<b>69-205</b>	<b>.337</b>	<b>36-52</b>	<b>.692</b>	<b>64</b>	<b>116</b>	<b>180</b>	<b>2.4</b>	<b>95-0</b>	<b>43</b>	<b>40</b>	<b>3</b>	<b>45</b>	<b>305</b>	<b>4.1</b>

### Single Game Highs

Statistic	Value	
Points	17	vs Bowling Green 02/22/22
Rebounds	8	vs Central Mich. 03/04/22
Assists	2	9 times
Steals	4	at Ball St. 03/01/22
Blocks	1	at Bowling Green 02/25/20, vs Ball St. 01/11/22, vs Toledo 03/11/22
FG Made	5	at Western Mich. 01/23/21, at Ohio 02/25/22, vs Buffalo 03/10/22
FG Attempts	11	vs Ohio 01/04/22
3FG Made	4	vs Point Park 11/13/21, vs Ohio 01/04/22, vs Bowling Green 02/22/22
3FG Attempts	9	vs Cedarville 12/12/20, vs Ohio 01/04/22
FT Made	5	vs Bowling Green 02/22/22
FT Attempts	6	vs Bowling Green 02/22/22



# 25 • ENRIQUE FREEMAN • JR • F • CLEVELAND, OHIO



## SEASON STATS

Opponent	Date	GS	MIN	Total		3-Pointers		Free throws		Rebounds				PF	A	TO	BLK	STL	PTS	AVG
				FG-FGA	PCT	3FG-3FGA	PCT	FT-FTA	PCT	OFF	DEF	TOT	AVG							
South Dakota St.	11/07/2022	*	34:07	10-15	.667	0-0	.000	3-4	.750	5	9	14	14.0	4	6	3	1	0	23	23.0
vs Mississippi St.	11/11/2022	*	27:33	3-5	.600	0-0	.000	3-4	.750	1	2	3	8.5	3	0	2	0	2	9	16.0
Morgan St.	11/15/2022	*	34:30	7-13	.538	0-0	.000	3-6	.500	7	6	13	10.0	2	2	3	3	1	17	16.3
vs Western Ky.	11/21/2022	*	35:18	7-8	.875	0-1	.000	4-8	.500	3	8	11	10.3	2	3	2	0	0	18	16.8
vs LSU	11/22/2022	*	33:60	1-6	.167	0-0	.000	1-4	.250	5	5	10	10.2	1	2	1	1	0	3	14.0
vs Nevada	11/23/2022	*	35:27	4-11	.364	0-0	.000	1-3	.333	2	7	9	10.0	3	2	2	1	0	9	13.2
at Marshall	11/30/2022	*	28:17	4-12	.333	0-0	.000	2-4	.500	4	10	14	10.6	4	2	2	0	1	10	12.7
Muskingum	12/04/2022	*	22:46	3-3	1.000	0-0	.000	2-4	.500	1	3	4	9.8	0	2	2	1	2	8	12.1
Jackson St.	12/11/2022	*	33:48	7-7	1.000	0-0	.000	3-4	.750	1	8	9	9.7	0	5	0	3	1	17	12.7
Wright St.	12/14/2022	*	24:04	4-9	.444	0-0	.000	0-0	.000	5	10	15	10.2	4	2	3	0	0	8	12.2
Maine	12/19/2022	*	24:17	7-12	.583	0-0	.000	0-0	.000	2	6	8	10.0	0	2	3	1	0	14	12.4
at Bradley	12/22/2022	*	31:02	5-12	.417	0-0	.000	1-3	.333	5	5	10	10.0	1	0	4	0	2	11	12.3
Concord	12/30/2022	*	24:11	7-8	.875	0-0	.000	4-10	.400	3	7	10	10.0	3	2	2	2	0	18	12.7
NIU	01/03/2023	*	30:32	10-18	.556	0-0	.000	7-10	.700	4	11	15	10.4	1	2	3	0	3	27	13.7
at Ball St.	01/06/2023	*	33:44	9-13	.692	0-0	.000	5-6	.833	5	9	14	10.6	4	1	4	2	2	23	14.3
at Bowling Green	01/10/2023	*	33:17	6-11	.545	0-1	.000	9-10	.900	3	13	16	10.9	2	1	1	1	0	21	14.8
Eastern Mich.	01/13/2023	*	20:34	5-7	.714	0-0	.000	10-11	.909	3	6	9	10.8	2	1	2	1	0	20	15.1
at Central Mich.	01/17/2023	*	22:52	2-4	.500	0-0	.000	4-6	.667	2	7	9	10.7	5	0	2	1	1	8	14.7
at Western Mich.	01/21/2023	*	36:00	3-7	.429	0-0	.000	0-0	.000	4	7	11	10.7	2	2	0	3	1	6	14.2
Miami (OH)	01/24/2023	*	24:10	5-7	.714	0-0	.000	3-4	.750	3	5	8	10.6	5	2	2	1	0	13	14.2
Ohio	01/28/2023	*	37:46	14-18	.778	0-0	.000	4-9	.444	4	11	15	10.8	1	2	3	0	0	32	15.0
at Buffalo	01/31/2023	*	36:26	9-15	.600	0-0	.000	0-2	.000	1	8	9	10.7	2	2	2	2	0	18	15.1
Kent St.	02/03/2023	*	37:01	4-6	.667	1-1	1.000	10-12	.833	3	14	17	11.0	1	3	2	3	0	19	15.3
Toledo	02/07/2023	*	28:29	5-11	.455	0-0	.000	0-1	.000	4	8	12	11.0	4	3	2	0	0	10	15.1
at Ohio	02/10/2023	*	36:09	10-16	.625	0-0	.000	1-6	.167	7	5	12	11.1	0	1	3	3	0	21	15.3
at Eastern Mich.	02/14/2023	*	29:11	9-11	.818	0-0	.000	4-7	.571	4	11	15	11.2	3	1	1	1	0	22	15.6
Buffalo	02/18/2023	*	29:57	7-14	.500	0-0	.000	7-9	.778	2	8	10	11.2	2	4	2	2	1	21	15.8
<b>Totals</b>		<b>27</b>	<b>825:27</b>	<b>167-279</b>	<b>.599</b>	<b>1-3</b>	<b>.333</b>	<b>91-147</b>	<b>.619</b>	<b>93</b>	<b>209</b>	<b>302</b>	<b>11.2</b>	<b>61</b>	<b>55</b>	<b>58</b>	<b>33</b>	<b>17</b>	<b>426</b>	<b>15.8</b>

### Player Averages

Games Played	Minutes/game	Points/game	FG Pct	3FG Pct	FT Pct	Rebounds/game	Assists/game	Turnovers/game	Assist/Turnover ratio	Steals/game	Blocks/game
--------------	--------------	-------------	--------	---------	--------	---------------	--------------	----------------	-----------------------	-------------	-------------

## CAREER STATS

SEASON	TEAM	GP-GS	MIN/AVG	Field Goals		3-Point		F-Throws		Rebounds				Scoring						
				FG-FGA	FG%	3FG-3FGA	3FG%	FT-FTA	FT%	OFF	DEF	TOT	AVG	PF-FO	A	TO	BLK	STL	PTS	AVG
2019-20	UA	7-0	13/1.9	1-1	1.000	0-0	.000	3-4	.750	1	3	4	0.6	1-0	0	0	1	0	5	0.7
2020-21	UA	23-20	517/22.5	77-104	.740	0-0	.000	27-41	.659	65	146	211	9.2	58-0	7	34	44	12	181	7.9
2021-22	UA	34-34	981/28.8	175-263	.665	0-3	.000	100-154	.649	111	256	367	10.8	100-4	46	64	41	16	450	13.2
2022-23	UA	27-27	825/30.6	167-279	.599	1-3	.333	91-147	.619	93	209	302	11.2	61-2	55	58	33	17	426	15.8
<b>TOTAL</b>		<b>91-81</b>	<b>2336/25.7</b>	<b>420-647</b>	<b>.649</b>	<b>1-6</b>	<b>.167</b>	<b>221-346</b>	<b>.639</b>	<b>270</b>	<b>614</b>	<b>884</b>	<b>9.7</b>	<b>220-6</b>	<b>108</b>	<b>156</b>	<b>119</b>	<b>45</b>	<b>1062</b>	<b>11.7</b>

### Single Game Highs

Statistic	Value	
Points	32	vs Ohio 01/28/23
Rebounds	21	vs Malone 12/19/20
Assists	6	vs South Dakota St. 11/07/22
Steals	3	vs NIU 01/03/23
Blocks	5	at Central Mich. 01/25/22, at Western Mich. 02/15/22
FG Made	14	vs Ohio 01/28/23
FG Attempts	18	vs NIU 01/03/23, vs Ohio 01/28/23
3FG Made	1	vs Kent St. 02/03/23
3FG Attempts	1	6 times
FT Made	10	vs Eastern Mich. 01/13/23, vs Kent St. 02/03/23
FT Attempts	12	vs Marshall 12/01/21, vs Kent St. 02/03/23





# 34 • NATE JOHNSON • FR • F • LIBERTY TWP, OHIO



## SEASON STATS

Opponent	Date	GS	MIN	Total		3-Pointers		Free throws		Rebounds				PF	A	TO	BLK	STL	PTS	AVG
				FG-FGA	PCT	3FG-3FGA	PCT	FT-FTA	PCT	OFF	DEF	TOT	AVG							
South Dakota St.	11/07/2022		25:09	3-4	.750	1-2	.500	0-0	.000	0	2	2	2.0	2	1	0	1	1	7	7.0
vs Mississippi St.	11/11/2022		18:51	0-2	.000	0-2	.000	0-0	.000	0	1	1	1.5	1	0	0	0	0	0	3.5
Morgan St.	11/15/2022		21:20	4-6	.667	2-2	1.000	1-2	.500	1	1	2	1.7	2	1	1	0	2	11	6.0
vs Western Ky.	11/21/2022		29:08	3-3	1.000	3-3	1.000	0-0	.000	2	3	5	2.5	2	1	2	0	1	9	6.8
vs LSU	11/22/2022		20:20	0-2	.000	0-0	.000	0-0	.000	5	2	7	3.4	0	0	2	0	0	0	5.4
vs Nevada	11/23/2022		19:18	1-3	.333	0-1	.000	0-0	.000	0	3	3	3.3	4	0	1	0	2	2	4.8
at Marshall	11/30/2022	*	23:59	0-4	.000	0-1	.000	0-0	.000	2	3	5	3.6	1	0	2	0	0	0	4.1
Muskingum	12/04/2022		13:28	4-6	.667	1-2	.500	0-0	.000	1	2	3	3.5	2	0	1	0	0	9	4.8
Jackson St.	12/11/2022		11:27	0-3	.000	0-2	.000	0-0	.000	0	1	1	3.2	0	1	1	0	1	0	4.2
Wright St.	12/14/2022		12:38	0-1	.000	0-0	.000	0-0	.000	0	3	3	3.2	0	1	2	0	1	0	3.8
Maine	12/19/2022		17:36	0-1	.000	0-0	.000	1-2	.500	1	0	1	3.0	2	1	0	0	1	1	3.5
at Bradley	12/22/2022		15:26	0-2	.000	0-1	.000	0-0	.000	0	3	3	3.0	0	0	2	0	0	0	3.3
Concord	12/30/2022		15:48	4-6	.667	1-2	.500	0-0	.000	0	1	1	2.8	1	0	1	0	4	9	3.7
NIU	01/03/2023		29:53	3-6	.500	1-2	.500	1-2	.500	1	1	2	2.8	1	0	0	0	0	8	4.0
at Ball St.	01/06/2023		17:21	2-3	.667	0-0	.000	2-2	1.000	0	1	1	2.7	5	1	1	0	0	6	4.1
at Bowling Green	01/10/2023		15:16	0-1	.000	0-0	.000	2-2	1.000	1	3	4	2.8	4	1	0	0	0	2	4.0
Eastern Mich.	01/13/2023		13:50	2-4	.500	0-2	.000	0-0	.000	1	4	5	2.9	2	2	0	0	0	4	4.0
at Central Mich.	01/17/2023		21:28	2-5	.400	1-4	.250	0-0	.000	1	2	3	2.9	0	1	2	0	3	5	4.1
at Western Mich.	01/21/2023		11:01	1-2	.500	1-1	1.000	0-0	.000	0	0	0	2.7	1	0	0	0	0	3	4.0
Miami (OH)	01/24/2023		17:50	1-3	.333	0-1	.000	0-0	.000	2	2	4	2.8	2	2	0	0	0	2	3.9
Ohio	01/28/2023		22:25	1-1	1.000	1-1	1.000	0-0	.000	1	3	4	2.9	0	3	2	0	1	3	3.9
at Buffalo	01/31/2023		19:25	4-5	.800	2-2	1.000	0-0	.000	2	4	6	3.0	2	1	3	0	0	10	4.1
Kent St.	02/03/2023		18:52	0-1	.000	0-1	.000	1-2	.500	0	0	0	2.9	2	1	0	0	2	1	4.0
Toledo	02/07/2023		13:22	0-1	.000	0-0	.000	0-0	.000	0	0	0	2.8	2	0	1	0	0	0	3.8
at Ohio	02/10/2023		27:41	2-4	.500	1-2	.500	0-0	.000	1	4	5	2.8	2	2	3	0	2	5	3.9
at Eastern Mich.	02/14/2023	*	31:08	5-11	.455	3-6	.500	0-0	.000	3	4	7	3.0	1	2	0	0	1	13	4.2
Buffalo	02/18/2023	*	26:02	5-6	.833	1-1	1.000	0-0	.000	0	2	2	3.0	2	0	0	0	1	11	4.5
<b>Totals</b>		<b>3</b>	<b>530:01</b>	<b>47-96</b>	<b>.490</b>	<b>19-41</b>	<b>.463</b>	<b>8-12</b>	<b>.667</b>	<b>25</b>	<b>55</b>	<b>80</b>	<b>3.0</b>	<b>43</b>	<b>22</b>	<b>27</b>	<b>1</b>	<b>23</b>	<b>121</b>	<b>4.5</b>

### Player Averages

Games	Minutes/	Points/	FG Pct	3FG	FT Pct	Rebounds/	Assists/	Turnovers/	Assist/Turnover	Steals/	Blocks/
-------	----------	---------	--------	-----	--------	-----------	----------	------------	-----------------	---------	---------

## CAREER STATS

		Field Goals		3-Point		F-Throws		Rebounds				Scoring								
SEASON	TEAM	GP-GS	MIN/AVG	FG-FGA	FG%	3FG-3FGA	3FG%	FT-FTA	FT%	OFF	DEF	TOT	AVG	PF-FO	A	TO	BLK	STL	PTS	AVG
2022-23	UA	27-3	530/19.6	47-96	.490	19-41	.463	8-12	.667	25	55	80	3.0	43-1	22	27	1	23	121	4.5
<b>TOTAL</b>		<b>27-3</b>	<b>530/19.6</b>	<b>47-96</b>	<b>.490</b>	<b>19-41</b>	<b>.463</b>	<b>8-12</b>	<b>.667</b>	<b>25</b>	<b>55</b>	<b>80</b>	<b>3.0</b>	<b>43-1</b>	<b>22</b>	<b>27</b>	<b>1</b>	<b>23</b>	<b>121</b>	<b>4.5</b>

### Single Game Highs

Statistic	Value
Points	13 at Eastern Mich. 02/14/23
Rebounds	7 at Eastern Mich. 02/14/23, vs LSU 11/22/22
Assists	3 vs Ohio 01/28/23
Steals	4 vs Concord 12/30/22
Blocks	1 vs South Dakota St. 11/07/22
FG Made	5 at Eastern Mich. 02/14/23, vs Buffalo 02/18/23
FG Attempts	11 at Eastern Mich. 02/14/23
3FG Made	3 vs Western Ky. 11/21/22, at Eastern Mich. 02/14/23
3FG Attempts	6 at Eastern Mich. 02/14/23
FT Made	2 at Ball St. 01/06/23, at Bowling Green 01/10/23
FT Attempts	2 6 times



# JOHN GROCE

Head Coach

Sixth Season at Akron

15th Season Overall

Taylor '94

Groce became the Akron Zips 22nd head coach on April 6, 2017. He completed his fifth season at Akron with a 94-59 overall record, including a 63-25 mark over the last three seasons.

In Mid-American Conference play, the Zips are 54-38 under Groce and 40-16 over the last three years, owning the best winning percentage (.714) in the league.

Groce has a long track record of building championship caliber teams and

all-around successful young men. The program's mission "to be impactful", and the vision "OneAkron", resonates with everyone involved in the program as he is notorious for saying "It takes a village."

In 2022, The University of Akron basketball program claimed the 2022 MAC Men's Basketball Tournament Championship and advanced to the 2022 NCAA Tournament for the fifth time in program history. Akron entered NCAA Tournament as a No. 13 seed and played against the No. 4 seed UCLA Bruins in the First Round of the East Region at the Moda Center in Portland, Oregon on March 17, 2022. The Zips fell 57-53. Akron won eight consecutive games entering the NCAA Tournament, including the last five regular season games and the three MAC Tournament games. The Zips finished the season with a 24-10 overall record and 14-6 record in league play.

In 2020, the Zips matched the best regular season record in program history at 24-7. Groce led the Zips to five consecutive Mid-American Conference Tournaments, earning the No. 4 seed and defeating fifth-seeded Buffalo (70-68) in the quarterfinal round, top-seeded Toledo (70-62) in the semifinal round and second-seeded Kent State (75-55) in the finals. Akron earned No. 1 seed in 2020 - the 2020 MAC Tournament was canceled due to the COVID-19 pandemic.

During his 27-year coaching career, he has helped coach teams to 19 postseason appearances in 24 opportunities, including six regular season conference championships, eight conference tournament championships, a National Runner-up, an Elite 8, an NCAA Sweet 16 and seven Round of 32 appearances. Over 27 years his teams have not only shown consistent success on the court but have demonstrated sustained excellence in the classroom as well.

Prior to joining the Zips, Groce was head men's basketball coach at the University of Illinois for five seasons. During his tenure at Illinois, he led the Illini to an average of 19 wins per season along with postseason appearances in four of his five years in Champaign, owning a 95-75 record.

He arrived at Illinois after four seasons as head coach at Ohio University, where he led the Bobcats to an 85-56 overall record as well as Mid-American Conference Tournament titles and NCAA Tournament appearances in 2010 and 2012. Groce pursued building a championship program in all phases. There were signature wins on the court, player development improvements, recruiting success, and achievement in the classroom as well.

Ohio was the story of the 2012 Tournament, advancing to the Sweet 16 as a No. 13 seed with victories over No. 4 seed Michigan followed by No. 12 seed South Florida. The Bobcats made a strong push for the Elite Eight before falling to No. 1 seed North Carolina in overtime in the regional semifinal. It marked just the second time in Ohio's school history and first since 1964 that the Bobcats won multiple games in the NCAA Tournament. Ohio finished the 2012 season with a school-record 29 wins and was known for its pressure defense, ranking second nationally in turnover percentage and third in steals percentage.

Ohio also made noise in the 2010 postseason. Playing in the school's first NCAA Tournament game in five seasons, the Bobcats received a No. 14 seed and defeated No. 3 seed Georgetown. With the 2010 and 2012 NCAA performances, Ohio became just the sixth school ever to win Tournament games as both a 13 and 14 seed.

Groce earned his first head-coaching job at Ohio following four seasons on Thad Matta's staff at Ohio State from 2005-08, the first two as assistant coach and last two as associate head coach. During Groce's time in Columbus the Buckeyes amassed a record of 105-35, advanced to the NCAA Championship game in 2007 and second round in 2006, claimed back-to-back outright Big Ten Championships in 2006 and 2007 and won the NIT in 2008.

Groce played a key role in recruiting many of the top players at Ohio State and was named Rivals' 2006 National Recruiter of the Year.

Groce earned a bachelor's degree in mathematics from Taylor in 1994. He and his wife, Allison, have two sons, Conner and Camden, and a daughter, Cate.

## THE JOHN GROCE FILE

### COACHING EXPERIENCE

2018-present	Akron	Head Coach
2013-17	Illinois	Head Coach
2009-12	Ohio	Head Coach
2007-08	Ohio State	Associate Head Coach
2005-06	Ohio State	Assistant Coach
2002-04	Xavier	Assistant Coach
2001	Butler	Assistant Coach
1997-00	N.C. State	Assistant Coach
1994-96	Taylor	Assistant Coach

### YEAR-BY-YEAR COACHING RECORD

Year	Team	Overall	Conference	Finish/Postseason
2008-09	Ohio	15-17 (.468)	7-9 (.438)	6th East
2009-10	Ohio	22-15 (.595)	7-9 (.438)	5th East, NCAA Second Round
2010-11	Ohio	19-16 (.543)	9-7 (.563)	3rd East, CIT Quarterfinals
2011-12	Ohio	29-8 (.784)	11-5 (.688)	3rd East, NCAA Sweet 16
<b>Ohio Totals (4 seasons)</b>		<b>85-56 (.603)</b>	<b>34-30 (.531)</b>	
2012-13	Illinois	23-13 (.639)	8-10 (.444)	T7th, NCAA Third Round
2013-14	Illinois	20-15 (.571)	7-11 (.389)	T8th, NIT Second Round
2014-15	Illinois	19-14 (.576)	9-9 (.500)	T7th, NIT First Round
2015-16	Illinois	15-19 (.441)	5-13 (.278)	12th
2016-17	Illinois	18-14 (.563)	8-10 (.444)	9th
<b>Illinois (5 seasons)</b>		<b>97-76 (.561)</b>	<b>37-53 (.411)</b>	
2017-18	Akron	14-18 (.438)	6-12 (.333)	6th East
2018-19	Akron	17-16 (.515)	8-10 (.444)	4th East
2019-20	Akron	24-7 (.770)	14-4 (.760)	1st, MAC Champions
2020-21	Akron	15-8 (.667)	12-6 (.667)	3rd in MAC
2021-22	Akron	24-10 (.714)	14-6 (.727)	t-3rd, NCAA First Round
2022-23	Akron	19-8 (.667)	11-3 (.800)	
<b>Akron (5 seasons)</b>		<b>113-67 (.619)</b>	<b>65-401(.597)</b>	
<b>Career Totals (12 seasons)</b>		<b>234-199 (.593)</b>	<b>136-124 (.513)</b>	

**BIRTHDATE:** Sept. 7, 1971 **EDUCATION:** Taylor University, B.S. in mathematics, 1994  
**HOMETOWN:** Danville, Ind. **PLAYING CAREER:** 1991-93 Basketball (Taylor)  
**FAMILY:** Wife- Allison, Children- Conner, Camden, and Cate



## Groce ALL-Time Record vs Opponents

### THE NUMBERS ON AKRON HOOPS...

**4** Akron has won three MAC tournament titles to represent the league in the NCAA Tournament.

**17** The number of times the Zips have finished in the top-three in the MAC East since divisional play began during the 1997-98 season.

**19** Only 10 teams had at least 19 wins every season since the start of the 2004-05 campaign, including the Zips.

**21** Akron was one of just four programs in all of Division I basketball to post at least 21 wins in 12 straight-seasons.

**87** Akron has posted 87 winning seasons in 121 years of basketball.

**86.6** The Zips have a home winning percentage of 86.6 since the start of the 2004-05 campaign (254-38).

**140** The number of wins in league play the Zips have posted since the start of the 2012 MAC schedule 140-68, .696).

**220** Akron has posted 220 wins in conference play since the 2004-05 season (220-100 .). The Zips' 220 wins are the most in the league during that stretch.

**256** Akron has posted 256 home wins since the 2004-05 campaign (256-39, .866).

**431** The number of wins the Zips have posted since the start of the 2004-05 season, the most victories in the MAC.

**717** The number of consecutive games that Akron has made at least one 3-point basket.

**1,692** The Zips have won 1,692 games in their 122 seasons of basketball. Akron was the 56th Division I program to post 1,500 all-time wins.

Opponent	UA W-L	TOT W-L
Akron	0-0	6-4
Alabama	0-0	0-1
Alabama State	1-0	2-0
American	0-0	1-0
Appalachian State	1-1	1-1
Arkansas State	0-0	1-0
Auburn	0-0	2-0
Austin Peay	0-0	2-1
BYU	0-0	1-0
Ball State	5-4	8-7
Baylor	0-0	1-0
Boston U.	0-0	1-0
Bowling Green	9-3	12-9
Bradley	0-1	1-1
Brown	0-0	1-0
Bucknell	0-0	1-0
Buffalo	5-8	10-12
Butler	0-0	1-0
Carnegie Mellon	1-0	1-0
Cedarville	2-0	2-0
Central Michigan	7-1	10-3
Chaminade	0-0	1-0
Chattanooga	1-0	1-1
Chicago State	1-0	3-0
Clemson	0-1	0-2
Cleveland State	1-0	1-0
Colgate	0-0	1-0
Colorado	0-0	1-0
Concord	3-0	3-0
Coppin State	0-0	1-0
Dartmouth	0-0	1-0
Davidson	0-1	0-1
Dayton	0-1	0-1
Delaware	0-0	2-1
Detroit Mercy	1-0	2-0
Eastern Kentucky	0-0	2-1
Eastern Michigan	9-3	11-5
East Tennessee State	0-0	0-1
Elon	0-0	1-0
Evansville	1-0	1-0
Fordham	0-1	0-1
Florida State	0-0	0-1
Florida A&M	1-0	1-0
Gardner-Webb	0-0	1-0
George Mason	0-0	0-1
Georgetown	0-0	1-0
Georgia Southern	0-0	1-0
Georgia Tech	0-0	1-1
Gonzaga	0-0	1-0
Hampton	0-0	1-0
Hawaii	0-0	1-0
Holy Cross	0-0	1-0
Illinois State	0-1	2-1
Indiana	0-0	3-6
Indiana State	0-0	2-0
Iowa	0-0	4-4
Iowa State	0-0	0-1
IPFW	1-1	2-1
IUPUI	0-0	2-1
Jacksonville State	1-0	2-0
Kansas	0-0	0-1
Kennesaw State	0-0	2-0
Kent State	7-5	11-10
Lamar	0-0	2-1
Louisville	0-1	0-3
Liberty	0-1	0-1
LSU	0-1	0-1
Maine	1-0	1-0
Malone	3-0	3-0
Marietta	0-0	1-0
Massachusetts	1-0	1-0
Marshall	2-2	4-5
Maryland	0-0	1-3
McKendree	0-0	1-0
Merrimack	1-0	1-0
Miami (Fla.)	0-0	0-2
Miami (Ohio)	8-3	14-6
Michigan	0-0	3-9
Michigan State	0-0	3-4
Middle Tennessee	0-0	1-0
Minnesota	0-0	6-3
Mississippi State	0-1	0-1
Mississippi Valley State	1-0	1-0
Missouri	0-0	4-1
Morgan State	1-0	2-0
Muskingum	0-0	0-0
Nebraska	0-0	5-3
Nevada	0-2	0-2
Norfolk State	0-0	2-0
North Carolina	0-0	0-1
North Carolina Central	1-0	1-0
North Carolina A&T	0-0	2-0
North Carolina State	0-0	1-0
North Dakota State	0-0	1-0
North Florida	0-0	0-1
Northern Illinois	5-3	9-3
Northern Iowa	0-0	1-0
Northern Kentucky	0-0	1-0
Northwestern	0-0	5-3
Notre Dame	0-0	0-1
Oakland	0-0	1-1
Ohio	7-5	7-5
Ohio Valley	0-0	1-0
Ohio State	0-1	2-7
Oregon	0-0	0-2
Penn State	0-0	4-3
Pittsburgh	0-0	0-1
Point Park	1-0	1-0
Portland	0-0	1-0
Princeton	0-1	0-1
Providence	0-0	0-1
Purdue	0-0	3-5
Robert Morris	0-0	0-3
Rutgers	0-0	3-1
St. Bonaventure	1-1	1-2
St. Francis (N.Y.)	0-0	2-0
St. Francis (Pa.)	0-0	1-0
Santa Clara	0-0	1-0
South Carolina Upstate	1-0	1-0
South Dakota	0-0	1-0
South Dakota State	1-0	1-0
South Florida	0-0	1-0
Southeast Missouri	0-0	1-0
Southern	2-0	2-0
Temple	0-0	0-1
Tennessee	0-0	0-1
Tennessee-Martin	1-0	2-0
Tennessee State	1-0	1-0
Texas A&M-Corpus Christi	0-0	1-0
Toledo	1-7	6-8
Towson	0-0	0-0
Tulane	1-0	1-0
Tulsa	0-0	1-1
UAB	0-0	1-0
UIC	0-0	2-0
UNC Asheville	0-0	1-0
UNLV	0-0	1-0
USC	0-1	1-1
VCU	0-0	1-0
Valparaiso	0-0	2-0
Villanova	0-0	0-1
West Virginia	0-1	0-2
Western Carolina	0-0	2-0
Western Kentucky	1-0	1-0
Western Michigan	6-2	9-4
Wheeling	1-0	1-0
William & Mary	0-0	1-0
Winthrop	0-0	1-1
Wisconsin	0-0	0-8
Wright State	2-0	4-0
Xavier	0-0	0-1
Yale	0-0	1-0
Youngstown State	1-0	1-0
TOTAL	113-67	295-199



### LAST TIME AKRON...

**Scored 50+ points in a half: 7x Most:** vs Point Park (50), 11/13/21 (2nd)  
**Scored 55+ points in a half:** vs. Detroit (58), 12/18/13 (2nd)  
**Scored 60+ points in a half:** vs. Denison (70), 12/7/05 (1st)  
**Scored 90+ Points:** vs. Youngstown State (98), 11/10/18  
**Scored 90+ Points (MAC):** Buffalo (91) 1/28/17  
**Scored 100+ Points:** vs. Point Park (102), 11/13/21  
**Scored 100+ Points (MAC):** at Northern Illinois (101, 2ot), 1/29/03  
**Scored 110+ Points:** vs. Ball State (106, 2ot), 1/27/18  
**Scored 110+ Points (MAC):** vs. Ball State (111, 2ot), 1/27/18  
**Scored 120+ Points:** vs. Denison (123), 12/7/05  
**Scored 50 points or less:** at Gonzaga (43), 12/10/16  
**Scored 50 points or less (MAC):** vs. Ohio (50), 2/22/14  
**Scored 100 points in consecutive games:** vs. Ball State (105, ot), 1/4/03; at Ohio (104, 4ot), 1/8/03  
**Scored 100 points in 3+ consecutive games:** vs. Central Connecticut (100), 12/3/67; vs. Marietta (100), 12/10/67; at Heidelberg (102), 12/13/67  
**Won a game by 20+ points:** vs. Radford (47, 88-41), 11/17/16  
**Won a game by 30+ points:** vs. Chicago State (41, 87-46), 11/16/18  
**Won by one point:** at Buffalo (91-90), 1/28/17  
**Lost by one point:** at Northern Illinois (80-79), 2/13/16  
**Consecutive games decided by one point:** at Bowling Green (W, 69-68), 1/31/15; at Ohio (L, 83-82), 2/4/15  
**Made 35+ field goals:** vs. Point Park (36), 11/13/21  
**Made 40+ field goals:** vs. Denison (46), 12/7/05  
**Made 45+ field goals:** vs. Denison (46), 12/7/05  
**Made 50+ field goals:** vs. Hiram (57), 2/25/61  
**Shot over 50% from the field:** vs. Point Park (.500, 36-72), 11/13/21  
**Shot over 60% from the field:** at IPFW (.643, 36-56), 3/19/14  
**Shot over 65% from the field:** at Kent State (.660, 33-55), 1/24/98  
**Shot under 30% from the field:** at North Dakota State (.298, 17-57), 12/16/14  
**Made 10+ 3-pointers:** vs. Point Park (13) 11/13/21  
**Made 15+ 3-pointers (4x Last):** at Eastern Michigan (18) 2/10/17  
**Made 20+ 3-pointers:** vs. BGSU (20) 3/1/16  
**Made 0 3-pointers:** vs. Purdue, 12/7/00  
**Shot over 50% from 3-point (10 att):** vs. Buffalo (.591, 13-22), 2/24/17  
**Shot over 60% from 3-point (10 att):** at Ohio (.600, 9-15), 1/12/14  
**Shot over 70% from 3-point (10 att):** vs. Ohio (.750, 9-12), 3/10/12  
**Shot over 75% from 3-point (8 att):** vs. Northern Ill. (.778, 7-9), 2/19/90  
**Made 20+ free throws:** vs. Buffalo (20), 2/24/17  
**Made 25+ free throws:** vs. Buffalo (26), 1/28/17  
**Made 30+ free throws:** vs. Youngstown State (35), 12/21/07  
**Made 35+ free throws:** vs. Youngstown State (35), 12/21/07  
**Made 40+ free throws:** vs. Ball State (.905, 19-of-21), 1/27/18  
**Shot 100% from foul line (min. 10 att.):** vs. Bowling Green (10-10), 2/21/17  
**Had 15+ steals:** vs. Bluffton (17), 12/20/14  
**Had 20+ steals:** vs. Tiffin (20), 11/19/06  
**Had 20+ assists:** at Ohio (21), 2/27/13  
**Had 25+ assists:** vs. North Carolina Central (26), 12/8/07  
**Had 30+ assists:** vs. Denison (31), 12/7/05  
**Had 50+ rebounds:** vs. Arkansas-Pine Bluff (50), 12/18/12  
**Had 60+ rebounds:** vs. Coppin State (61), 1/2/13  
**Won rebounds by +20:** vs. Coppin State (29, 61-32), 1/2/13  
**Lost rebounds by +20:** vs. Canisius (20, 27-47), 11/15/08  
**Had 10+ blocked shots:** at Buffalo (10), 2/16/16  
**Had 15+ blocked shots:** vs. Kent State (15), 3/12/11  
**Had 5 or fewer turnovers:** vs. Youngstown State (5), 11/10/18  
**Had 10 or fewer turnovers:** at Western Michigan (8), 1/24/17  
**Had 20+ turnovers:** vs. Miami (Ohio) (20), 2/21/15  
**Had 25+ turnovers:** vs. Arkansas-Pine Bluff (25), 12/18/12  
**Won in overtime:** at Ohio (83-80, 2OT), 1/12/14  
**Lost in overtime:** vs. Ohio State (NIT: 72-63), 3/15/16  
**Played in two overtimes:** vs. Ball State (L, 111-106, 2ot), 1/27/18  
**Played in three overtimes:** vs. Xavier (L, 113-111), 12/21/96  
**Played in four overtimes:** at Ohio (L, 112-104), 1/8/02  
**Played in five overtimes:** at Eastern Kentucky (W, 88-86), 1/26/84  
**Played consecutive overtime games:** vs. Ball State (W, 105-104, ot), 1/4/03; at Ohio (L, 112-104, 4ot), 1/8/03  
**Overcame a 10+ point deficit to win:** Trailed 38-27 vs. CMU, won 89-85, 11/10/17  
**Overcame a 15+ point deficit to win:** Trailed 52-37 at NIU, won 76-73, 1/31/17  
**Overcame a 20+ point deficit to win:** Trailed 32-12 vs. Buffalo, won 68-64, 1/26/13

### LAST TIME AN OPPONENT...

**Scored 50+ points in a half:** vs. Davidson (52), 12/25/17 (2nd)  
**Scored 55+ points in a half:** vs. USC (55), 12/22/17 (2nd)  
**Scored 60+ points in a half:** at Louisville (65), 12/10/05 (2nd)  
**Scored 90+ Points:** Davidson (90), 12/25/17  
**Scored 90+ Points (MAC):** Buffalo (90), 1/28/17  
**Scored 100+ Points:** at Louisville (111), 12/10/05  
**Scored 100+ Points (MAC):** at Northern Illinois (100, 2ot), 1/29/03  
**Scored 110+ Points:** at Louisville (111), 12/10/05  
**Scored 110+ Points (MAC):** vs. Ball State (111, 2ot), 1/27/18  
**Scored 120+ Points:** at Eastern Kentucky (122), 1/19/80  
**Scored 50 points or less:** vs. Radford (41), 1/28/17  
**Scored 50 points or less (MAC):** vs. Miami (46), 1/23/16  
**Scored 100 points in consecutive games:** vs. Ball State (104, ot), 1/4/03; at Ohio (112, 4ot), 1/8/03  
**Scored 100 points in consecutive games (MAC):** vs. Ball State (104, ot), 1/4/03; at Ohio (112, 4ot), 1/8/03  
**Scored 100 points in 3+ consecutive games:** Never  
**Won a game by 20+ points:** vs. USC (31, 84-53), 12/21/17  
**Won a game by 30+ points:** at South Carolina (32, 78-45), 12/28/13  
**Made 35+ field goals:** at Buffalo (38), 2/19/14  
**Made 40+ field goals:** at Louisville (40), 12/10/05  
**Made 45+ field goals:** at Marshall (47), 12/21/51  
**Made 50+ field goals:** Never  
**Shot over 50% from the field:** vs Davidson (.532, 33-62), 12/25/17  
**Shot over 60% from the field:** at IPFW (.600, 33-55), 3/19/14  
**Shot over 65% from the field:** vs. Ohio (.652, 30-46), 2/12/94  
**Shot under 30% from the field:** vs. Western Michigan (.259, 14-54), 3/11/15  
**Made 10+ 3-pointers:** Davidson (13), 12/25/17  
**Made 15+ 3-pointers 2x Most:** vs. Marshall (12), 12/17/16  
**Made 0 3-pointers:** at Valparaiso, 11/18/11  
**Shot over 50% from 3-point (10 att):** vs Eastern Michigan (.529, 9-17), 1/19/16  
**Shot over 60% from 3-point (10 att):** at Ohio (.611, 11-18), 2/4/15  
**Shot over 70% from 3-point (10 att):** vs. Toledo (.786, 11-14), 1/20/93  
**Shot over 75% from 3-point (10 att):** at Toledo (.818, 9-11), 1/9/15  
**Made 20+ free throws:** vs. USC (20), 12/25/17  
**Made 25+ free throws:** at Kent State (25), 3/6/15  
**Made 30+ free throws:** at Saint Mary's (32), 11/12/13  
**Made 35+ free throws:** vs. Toledo (36, ot), 3/10/09  
**Made 40+ free throws:** Never  
**Shot 90% from foul line:** vs. Ohio (.900, 18-20), 2/27/15  
**Shot 100% from foul line (min. 10 att.):** at Florida State (10-10), 3/18/08  
**Had 15+ steals:** vs. Arkansas-Pine Bluff (18), 12/18/12  
**Had 20+ steals:** Never  
**Had 20+ assists:** at IPFW (20), 3/19/14  
**Had 25+ assists:** at Northwestern (25), 3/13/12  
**Had 30+ assists:** at Louisville (31), 12/10/05  
**Had 50+ rebounds:** vs. Western Michigan (51), 3/11/11; (50), 1/8/16)  
**Had 10+ blocked shots:** vs. VCU (10), 2/23/08  
**Had 15+ blocked shots:** Never  
**Had 5 or fewer turnovers:** vs. Miami (Ohio) (5), 3/10/07  
**Had 10 or fewer turnovers 3x Least:** vs. UMES (8), 12/22/16  
**Had 20+ turnovers:** vs Radford (22), 2/14/15  
**Had 30+ turnovers:** vs. Canisius (30), 11/15/08  
**Overcame a 10+ point deficit to win:** YSU trailed 41-30 and won 90-82, 11/12/16  
**Overcame a 15+ point deficit to win:** Western Michigan trailed 37-19 and won 64-60 in overtime, 3/14/14





## LAST TIME AN AKRON PLAYER...

### SCORING

**Scored 20+ Points:** Xavier Castaneda (23), vs. Eastern Michigan 1/13/23  
**Scored 25+ Points:** Enrique Freeman (27), vs. Northern Illinois 1/3/23  
**Scored 30+ Points:** Xavier Castaneda (31), vs. South Dakota State, 11/7/22  
**Scored 35+ Points:** Romeo Travis (37), vs. Bowling Green, 2/24/07  
**Scored 40+ Points:** Derrick Tarver (44), vs. Wright State, 12/30/03  
**Scored 45+ Points:** Jimond Ivey (48), vs. Ball State, 1/27/18  
**Scored 50+ Points:** Never  
**Two players had 20+ points:** Xavier Castaneda (43) and Enrique Freeman (22) vs Eastern Michigan, 1/13/23  
**Three players had 20+ points:** Nikola Cvetinovic (27); Brett McClanahan (22); Zeke Marshall (22), vs. Youngstown State, 11/20/10  
**Two players had 25+ points:** Kwan Cheatham (31); Isaiah Johnson (27), UB, 1/28/17  
**Two players had 30+ points:** Rashon Brown (31); David Falknor (30), vs. Western Michigan, 3/4/02  
**Scored 20+ points, half:** Derrick Tarver (27), vs. Wright State, 12/30/03 (1st)  
**Scored 20+ points in five-straight games:** Derrick Tarver (6), 1/10/04-1/28/04  
**Scored 20+ points in 10+ straight games:** Joe Jakubick (17), 1/9/84-3/3/84  
**Scored in double figures in 10+ straight games:** Isaiah Johnson (13), 1/12-2/23/16  
**Scored in double figures in 15+ straight games:** Demetrius "Tree" Treadwell (22), 1/8/14-11/14/14  
**Scored in double figures in 30+ straight games:** Joe Jakubick (30), 3/11/82-3/3/84  
**All five starters scored in double figures: 2x** Isaiah Johnson (15), Antino Jackson (13), Jimond Ivey (13), Kwan Cheatham, Jr. (10), Tavian Dunn-Martin (10); vs. UMS, 12/22/16  
**Kwan Cheatham (20), Noah Robotham (14), Isaiah Johnson (13), Jimond Ivey (13), and Antino Jackson (12) vs. Western Michigan 1/24/17**  
**5 players scored in double figures Last:** Xavier Castaneda (23), Enrique Freeman (20), Sammy Hunter (14), Trendon Hankerson (13), Greg Tribble (10), Amani Lyles (10); vs. Eastern Michigan 1/13/23  
**6 players scored in double figures:** Xavier Castaneda (23), Enrique Freeman (20), Sammy Hunter (14), Trendon Hankerson (13), Greg Tribble (10), Amani Lyles (10); vs. Eastern Michigan 1/13/23  
**7 players scored in double figures:** Bubba Walther (21), Zach Sowers (12), Matt Futch (11), Nick Dials (10), Dru Joyce (10), Romeo Travis (10), John Rybak (10); vs. Denison, 12/7/05  
**DOUBLE-DOUBLES**  
**Had a double-double:** Jimond Ivey (24 pts., 13 Rebs) vs Chattanooga 11/28/17  
**Two players with a double-double:** Jimond Ivey (14 pts., 12 rebs.), Isaiah Johnson (10 pts., 10 rebs.); vs. Kent State, 3/3/17  
**Three players with a double-double:** Kwan Cheatham, Jr. (16 pts., 12 Rebs); Isaiah Johnson (14 pts, 10 Rebs); Jimond Ivey (12 pts, 11 Rebs) all vs American 11/12/16  
**20-point, 10-rebound double-double:** Enrique Freeman (21 pts., 13 rebs.), vs. BGSU, 1/10/23  
**25-point, 10-rebound double-double:** Enrique Freeman (27 pts., 15 rebs.), vs. NIU 1/3/23  
**Double-double in points and assists:** Dru Joyce (12 pts., 13 ast.), vs. Hampton, 11/27/04  
**Had a triple-double:** Never  
**SHOOTING**  
**Made 10+ field goals:** Emmanuel Olojakpoke (10), vs. Fort Wayne 12/6/17  
**Made 15+ field goals:** Jimond Ivey (15), at Ball State, 1/27/18  
**Attempted 20+ field goals:** Jimond Ivey (23), at Ball State, 1/27/18  
**Attempted 25+ field goals:** Derrick Tarver (25), at Ball State, 3/8/04  
**Made 5+ 3-pointers:** Daniel Utomi (5), at EMU (2/10/17)  
**Made 7+ 3-pointers:** Jimond Ivey (9), vs Ball State 1/27/18  
**Made 10+ 3-pointers:** Bryan Trimble, Jr. (10), vs. Bowling Green, 1/20/22  
**Attempted 10+ 3-pointers:** Josh Williams (10), vs. CMU, 1/10/17  
**Attempted 12+ 3-pointers:** Jimond Ivey (12), vs Ball State 1/27/18  
**Attempted 15+ 3-pointers:** Derrick Tarver (15), vs. Wright State, 12/30/03  
**Made a 3-pointer in 10+ straight games:** Kwan Cheatham (14), 12/3/16-1/28/17  
**Made a 3-pointer in 15+ straight games:** Steve McNees (16), 1/3/11-2/26/11  
**Made a 3-pointer in 20+ straight games:** Brett McClanahan (20), 11/12/10-1/26/11  
**Shot 100% from 3-point range (min. 5 att.):** Jake Kretzer (5-5), at Ohio, 2/27/13  
**FREE THROWS**  
**Made 10+ free throws:** Xavier Castaneda (11-of-12), vs. EMU, 1/13/23  
**Made 15+ free throws:** Romeo Travis (16), vs. Bowling Green, 2/24/07  
**Made 20+ free throws:** Jim Fenton (20), vs. John Carroll, 1/6/54  
**Made 20+ consecutive free throws:** Darryl Roberts (30), 1/22/11-3/11/11  
**Made 30+ consecutive free throws:** Darryl Roberts (30), 1/22/11-3/11/11  
**Attempted 15+ free throws:** Isaiah Johnson (11-of-16), vs. CMU, 1/10/17  
**Attempted 20+ free throws:** Romeo Travis (23), vs. Bowling Green, 2/24/07  
**Shot 100% from the foul line (min. 10 att.):** Johnny Hollingsworth (10-10), vs. Marshall, 3/5/03

### REBOUNDS

**Had 10+ rebounds:** Kwan Cheatham, Jr. (13), vs Ohio 2/4/17  
**Had 15+ rebounds:** Isaiah Johnson (16), vs. Eastern Michigan 3/10/16  
**Had 20+ rebounds:** Enrique Freeman (21) vs Malone 12/19/20; Bryan Roth (21), vs. Eastern Kentucky, 2/9/85  
**Had 25+ rebounds:** Roger Johnson (25), vs. Ill. Wesleyan, 1/4/69  
**Had 10+ rebounds in three-consecutive games:** Demetrius "Tree" Treadwell, 12/16/13-12/23/13  
**Had 10+ rebounds in four-consecutive games:** Demetrius "Tree" Treadwell, 1/15/14-1/25/14  
**Had 10+ rebounds in five-consecutive games:** Demetrius "Tree" Treadwell, 2/1/14-2/15/14  
**Two players had 10+ rebounds:** Quincy Diggs (12), Demetrius "Tree" Treadwell (11); at Miami (Ohio), 2/26/14  
**Three players had 10+ rebounds:** Jake Kretzer (12), Zeke Marshall (12), Nick Harney (11); vs. Coppin State, 1/2/13

### ASSISTS

**Had 7+ assists:** Isaiah Johnson vs. Lipscomb (8), 1/3/17  
**Had 10+ assists:** Alex Abreu (10), at Northwestern, 3/13/12  
**Had 12+ assists:** Wendell Bates (12), vs. Kent State, 12/18/79  
**Had 15+ assists:** Never

### BLOCKED SHOTS

**Had 5 blocked shots:** Demetrius "Tree" Treadwell (5), at EMU, 1/22/14  
**Had 6 blocked shots:** Zeke Marshall (6), vs. Buffalo, 1/26/13  
**Had 7 blocked shots:** Zeke Marshall (7), vs. Kent State, 3/15/13  
**Had 8 blocked shots:** Zeke Marshall (9), at Toledo, 1/23/13  
**Had 10+ blocked shots:** Never

### STEALS

**Had 5 steals:** Antino Jackson (5), at Miami, 1/14/17  
**Had 6 steals:** Alex Abreu (6), at Mississippi State, 11/9/11  
**Had 7 steals:** Jimmal Ball (7), at Buffalo, 1/24/00  
**Had 8 steals:** Jimmal Ball (9), at Eastern Michigan, 1/19/00

## LAST TIME AN OPPOSING PLAYER...

**Scored 20+ Points:** Braylon Rayson (27), at Central Michigan 1/10/17  
**Scored 30+ Points:** Marcus Keene (33), at Central Michigan, 1/10/17; Blake Hamilton (33) 1/28/17; Jaaron Simmons (38) 2/4/17  
**Scored 40+ Points:** Carlos Medlock (42), vs. Eastern Michigan, 3/11/10  
**Scored 50+ Points:** Never  
**Had a double-double:** Kenny Carpenter (CSU) (11 points and 12 rebounds) 11/11/17  
**Made 10+ field goals:** Blake Hamilton (13) Buffalo 1/28/17; Jaaron Simmons (10) 2/4/17  
**Attempted 20+ field goals:** Josh Hart (21) at Villanova, 11/22/15  
**Made 5+ 3-pointers:** Jaaron Simmons (5-of-5) Ohi 2/4/17  
**Attempted 10+ 3-pointers:** Anthlon Bell (13) at Arkansas, 11/18/15  
**Made 10+ free throws:** Raven Lee (13), at Eastern Michigan, 2/14/15  
**Attempted 15+ free throws:** D.J. Newbill (15), at Penn State, 11/25/14  
**Shot 100% from the foul line (min. 10 att.):** Braylon Rayson (10-10), at Central Michigan, 1/12/16  
**Had 10+ rebounds:** Kenny Carpenter (12) vs. Cleveland State, 11/11/17  
**Had 15+ rebounds:** Jordan Fouse (16), at Green Bay, 11/24/15  
**Had 20+ rebounds:** Reggie Keely (20), vs. Ohio, 2/14/10  
**Had 10+ assists:** D.J. Cooper (10), at Ohio, 2/26/12  
**Had 5+ blocked shots:** Jimmy Hall (5), at Kent State, 3/6/15  
**Had 5+ steals:** Cameron Morse (5), at YSU, 11/12/16











**2022-23 Akron Men's Basketball  
Category Leaders  
All games**

Page 1/3  
as of Feb 19, 2023

**Points**

##	Player	G	Pts	Pts/G
13	Castaneda, Xavier	25	545	21.8
25	Freeman, Enrique	27	426	15.8
4	Hankerson, Trendon	27	256	9.5
11	Hunter, Sammy	27	181	6.7
2	Tribble, Greg	27	172	6.4
5	Johnson, Tavari	26	133	5.1
34	Johnson, Nate	27	121	4.5
0	Lyles, Amani	24	46	1.9
1	Clarke, Garvin	18	39	2.2
3	Mitchell, Kobe	21	38	1.8
20	Wilson, Evan	11	12	1.1
12	Mayfield, Pat	8	5	0.6

**Scoring Average**

##	Player	G	Pts	Pts/G
13	Castaneda, Xavier	25	545	21.8
25	Freeman, Enrique	27	426	15.8
4	Hankerson, Trendon	27	256	9.5
11	Hunter, Sammy	27	181	6.7
2	Tribble, Greg	27	172	6.4
5	Johnson, Tavari	26	133	5.1
34	Johnson, Nate	27	121	4.5
1	Clarke, Garvin	18	39	2.2
0	Lyles, Amani	24	46	1.9
3	Mitchell, Kobe	21	38	1.8
20	Wilson, Evan	11	12	1.1
12	Mayfield, Pat	8	5	0.6

**Field Goal Percentage**

##	Player	FG	Att	Pct
25	Freeman, Enrique	167	279	.599
34	Johnson, Nate	47	96	.490
0	Lyles, Amani	16	33	.485
13	Castaneda, Xavier	143	334	.428
5	Johnson, Tavari	54	133	.406
2	Tribble, Greg	64	163	.393
4	Hankerson, Trendon	85	221	.385
11	Hunter, Sammy	69	181	.381
20	Wilson, Evan	4	11	.364
12	Mayfield, Pat	2	6	.333
3	Mitchell, Kobe	12	42	.286
1	Clarke, Garvin	14	53	.264

**Field Goal Attempts**

##	Player	G	Att	Att/G
13	Castaneda, Xavier	25	334	13.4
25	Freeman, Enrique	27	279	10.3
4	Hankerson, Trendon	27	221	8.2
11	Hunter, Sammy	27	181	6.7
2	Tribble, Greg	27	163	6.0

**Field Goals Made**

##	Player	G	Made	Made/G
25	Freeman, Enrique	27	167	6.2
13	Castaneda, Xavier	25	143	5.7
4	Hankerson, Trendon	27	85	3.1
11	Hunter, Sammy	27	69	2.6
2	Tribble, Greg	27	64	2.4

**3-Point FG Percentage**

##	Player	3FG	Att	Pct
34	Johnson, Nate	19	41	.463
20	Wilson, Evan	4	9	.444
13	Castaneda, Xavier	90	220	.409
4	Hankerson, Trendon	63	165	.382
5	Johnson, Tavari	19	55	.345
25	Freeman, Enrique	1	3	.333
11	Hunter, Sammy	32	113	.283
3	Mitchell, Kobe	10	38	.263
1	Clarke, Garvin	4	27	.148
2	Tribble, Greg	1	12	.083

**3-Point FG Attempts**

##	Player	G	Att	Att/G
13	Castaneda, Xavier	25	220	8.8
4	Hankerson, Trendon	27	165	6.1
11	Hunter, Sammy	27	113	4.2
5	Johnson, Tavari	26	55	2.1
34	Johnson, Nate	27	41	1.5

**3-Point FG Made**

##	Player	G	Made	Made/G
13	Castaneda, Xavier	25	90	3.6
4	Hankerson, Trendon	27	63	2.3
11	Hunter, Sammy	27	32	1.2
5	Johnson, Tavari	26	19	0.7
34	Johnson, Nate	27	19	0.7



2022-23 Akron Men's Basketball  
Category Leaders  
All games

**Free Throw Percentage**

##	Player	Made	Att	Pct
3	Mitchell, Kobe	4	4	1.000
13	Castaneda, Xavier	169	201	.841
4	Hankerson, Trendon	23	30	.767
2	Tribble, Greg	43	60	.717
34	Johnson, Nate	8	12	.667
0	Lyles, Amani	14	21	.667
1	Clarke, Garvin	7	11	.636
25	Freeman, Enrique	91	147	.619
11	Hunter, Sammy	11	18	.611
5	Johnson, Tavari	6	10	.600
12	Mayfield, Pat	1	2	.500

**Free Throw Attempts**

##	Player	G	Att	Att/G
13	Castaneda, Xavier	25	201	8.0
25	Freeman, Enrique	27	147	5.4
2	Tribble, Greg	27	60	2.2
4	Hankerson, Trendon	27	30	1.1
0	Lyles, Amani	24	21	0.9

**Free Throws Made**

##	Player	G	Made	Made/G
13	Castaneda, Xavier	25	169	6.8
25	Freeman, Enrique	27	91	3.4
2	Tribble, Greg	27	43	1.6
4	Hankerson, Trendon	27	23	0.9
0	Lyles, Amani	24	14	0.6

**Rebounds**

##	Player	G	Reb	Reb/G
25	Freeman, Enrique	27	302	11.2
4	Hankerson, Trendon	27	116	4.3
13	Castaneda, Xavier	25	108	4.3
34	Johnson, Nate	27	80	3.0
2	Tribble, Greg	27	78	2.9

**Assists**

##	Player	G	Ast	Ast/G
13	Castaneda, Xavier	25	68	2.7
2	Tribble, Greg	27	64	2.4
4	Hankerson, Trendon	27	56	2.1
25	Freeman, Enrique	27	55	2.0
5	Johnson, Tavari	26	48	1.8

**Rebounds Average**

##	Player	G	Reb	Reb/G
25	Freeman, Enrique	27	302	11.2
13	Castaneda, Xavier	25	108	4.3
4	Hankerson, Trendon	27	116	4.3
34	Johnson, Nate	27	80	3.0
2	Tribble, Greg	27	78	2.9

**Steals**

##	Player	G	Stl	Stl/G
13	Castaneda, Xavier	25	27	1.1
4	Hankerson, Trendon	27	23	0.9
5	Johnson, Tavari	26	23	0.9
34	Johnson, Nate	27	23	0.9
2	Tribble, Greg	27	22	0.8

**Offensive Rebounds**

##	Player	G	OReb	OReb/G
25	Freeman, Enrique	27	93	3.4
2	Tribble, Greg	27	26	1.0
11	Hunter, Sammy	27	25	0.9
34	Johnson, Nate	27	25	0.9
13	Castaneda, Xavier	25	20	0.8

**Blocked Shots**

##	Player	G	Blk	Blk/G
25	Freeman, Enrique	27	33	1.2
4	Hankerson, Trendon	27	14	0.5
0	Lyles, Amani	24	7	0.3
2	Tribble, Greg	27	6	0.2
5	Johnson, Tavari	26	4	0.2

**Defensive Rebounds**

##	Player	G	DReb	DReb/G
25	Freeman, Enrique	27	209	7.7
4	Hankerson, Trendon	27	106	3.9
13	Castaneda, Xavier	25	88	3.5
34	Johnson, Nate	27	55	2.0
2	Tribble, Greg	27	52	1.9

**Minutes**

##	Player	G	Min	Min/G
4	Hankerson, Trendon	27	890	32:58
13	Castaneda, Xavier	25	835	33:23
25	Freeman, Enrique	27	825	30:34
2	Tribble, Greg	27	778	28:50
34	Johnson, Nate	27	530	19:38



**2022-23 Akron Men's Basketball  
Category Leaders  
All games**

**Fouls**

##	Player	G	PF	PF/G
2	Tribble, Greg	27	68	2.5
25	Freeman, Enrique	27	61	2.3
4	Hankerson, Trendon	27	53	2.0
11	Hunter, Sammy	27	44	1.6
34	Johnson, Nate	27	43	1.6

**Turnovers**

##	Player	G	TO	TO/G
25	Freeman, Enrique	27	58	2.1
13	Castaneda, Xavier	25	53	2.1
5	Johnson, Tavari	26	40	1.5
4	Hankerson, Trendon	27	35	1.3
2	Tribble, Greg	27	34	1.3

**Foul Outs**

##	Player	G	FO
25	Freeman, Enrique	27	2
2	Tribble, Greg	27	2

### 2021-22 REVIEW

	Overall	Home	Away	Neutral
<b>2020-21 Record</b>	<b>24-10</b>	<b>12-3</b>	<b>5-5</b>	<b>1-2</b>
<b>2020-21 MAC Record</b>	<b>14-6</b>	<b>7-1</b>	<b>5-5</b>	<b>0-0</b>
<b>2020-21 Non-Conference</b>	<b>3-2</b>	<b>2-0</b>	<b>0-0</b>	<b>1-2</b>

**2022 Defensive Player of the Year - Enrique Freeman**  
**2022 All-MAC Second Team - Enrique Freeman**  
**2022 All-MAC Honorable Mention - Xavier Castaneda**  
**2022 MAC All-Defensive Team - Enrique Freeman**

**MAC Finish - 3rd Overall - No. 4 Seed in Tournament**  
**Mid-American Conference Tournament Results:**  
**Quarterfinal Game: W - No. 3 Akron 74, No. 6 Bowling Green 67**  
**Semifinal Game: L - No. 2 Buffalo 81, No. 3 Akron 81**

- Akron claimed the 2022 Mid-American Conference Men's Basketball Tournament Championship and advanced to the 2022 NCAA Tournament for the fifth time in program history..Akron is 40-16 over the last three years in MAC play, owning the best winning percentage (.714) in the league.
- Akron team No. 121 finished the season with a 24-10 overall record and 14-6 record in league play. For the fifth time as a Division I program, the Zips competed in March Madness with an automatic qualifying bid to the NCAA Tournament as a No. 13 seed and played against the No. 4 seed UCLA Bruins in the First Round of the East Region at the Moda Center in Portland, Oregon on March 17, 2022.
- The Zips had three players earn 2022 All-MAC honors: Enrique Freeman who was named MAC Defensive Player of the Year, MAC Tournament MVP and Second Team All-MAC; Ali Ali was named second-team All-MAC; Xavier Castaneda was an honorable mention selection.
- Freeman ranked No. 1 in the nation in field goal percentage (.665) and landed in the NCAA Top 20 in six categories: No. 4 total rebounds (367), No. 6 rebounds per game (10.8), No. 8 double-doubles (18), No. 9 defensive rebounds per game (7.53) and No. 19 offensive rebounds per game (3.26). Freeman was one of 13 players in the NCAA to average a double-double in points (13.2) and rebounds (10.8). He led the MAC in 5-of-6 categories, ranking No. 2 in offensive rebounds per game.



Akron - 2022-23 Men's Basketball Ranking Summary thru games 02/20/2023

Statistic	National Conference		Value National Leader		Conference Leader	
	Rank	Rank	Value	Leader	Value	Leader
Assist/Turnover Ratio (352 ranked)	89	2	1.18	Virginia	1.82	Toledo
Assists Per Game (352 ranked)	167	5	13.3	Xavier	20.4	Buffalo
Bench Points per game (352 ranked)	306	11	14.44	Fla. Atlantic	37.15	Ohio
Blocks Per Game (352 ranked)	241	8	2.7	Utah Valley	6.4	Ball St.
Effective FG pct (352 ranked)	159	9	0.514	Gonzaga	0.586	Toledo
Fastbreak Points (352 ranked)	209	11	8.70	TCU	19.75	Buffalo
Field Goal Percentage (352 ranked)	234	11	43.6	Gonzaga	52.5	Toledo
Field Goal Percentage Defense (352 ranked)	98	2	42.3	Tennessee	35.8	Kent St.
Fouls Per Game (352 ranked)	78	1	15.7	Colgate	12.8	Akron
Free Throw Attempts Per Game (352 ranked)	115	6	19.2	UTRGV	25.2	Ball St.
Free Throw Percentage (352 ranked)	130	5	72.8	Villanova	82.2	Miami (OH)
Free Throws Made Per Game (352 ranked)	100	5	14.0	Texas A&M	18.9	Toledo
Rebound Margin (352 ranked)	62	2	3.8	Purdue	11.3	Western Mich.
Rebounds (Defensive) Per Game (352 ranked)	121	3	25.56	Alabama	32.07	Buffalo
Rebounds (Offensive) Per Game (352 ranked)	123	6	10.70	Col. of Charleston	13.86	Western Mich.
Rebounds Per Game (352 ranked)	105	5	36.26	Alabama	44.56	Buffalo
Scoring Defense (352 ranked)	34	2	64.2	Houston	55.7	Kent St.
Scoring Margin (352 ranked)	41	2	8.9	Houston	19.9	Kent St.
Scoring Offense (352 ranked)	145	8	73.1	Gonzaga	87.5	Toledo
Steals Per Game (352 ranked)	205	7	6.3	UMES	10.8	Kent St.
Three Point Attempts Per Game (352 ranked)	29	1	25.4	Cornell	30.4	Akron
Three Point Percentage (352 ranked)	119	5	35.4	Utah St.	40.5	Toledo
Three Point Percentage Defense (352 ranked)	160	2	33.5	Tennessee	24.9	Kent St.
Three Pointers Per Game (352 ranked)	30	1	9.0	Chattanooga	11.6	Akron
Turnover Margin (352 ranked)	85	3	1.6	UCLA	6.1	Kent St.
Turnovers Forced Per Game (352 ranked)	169	7	12.81	Morgan St.	19.22	Kent St.
Turnovers Per Game (352 ranked)	55	2	11.3	Wisconsin	8.7	Toledo
Winning Percentage (352 ranked)	62	3	70.4	Houston	92.6	Kent St.

Statistic	Player	National Conference		Value National Leader		Conference Leader	
		Rank	Rank	Value	Leader	Value	Leader
Assist/Turnover Ratio (350 ranked)				Connor McCaffery, Iowa	4.70	RayJ Dennis, Toledo	2.94
Assists (343 ranked)				Yuri Collins, Saint Louis	258	RayJ Dennis, Toledo	156
Assists Per Game (350 ranked)				Yuri Collins, Saint Louis	9.9	RayJ Dennis, Toledo	5.8
Blocks (337 ranked)	Enrique Freeman	116	2	33 Jamarion Sharp, Western Ky.	112	Demarius Jacobs, Ball St.	35
Blocks Per Game (349 ranked)	Enrique Freeman	125	2	1.22 Jamarion Sharp, Western Ky.	4.31	Demarius Jacobs, Ball St.	1.30
Double Doubles (560 ranked)	Enrique Freeman	6	1	15 Joel Soriano, St. John's (NY) Zach Edey, Purdue	21 21	Enrique Freeman, Akron	15
Field Goal Attempts (345 ranked)	Xavier Castaneda	180	10	334 Antoine Davis, Detroit Mercy	627	RayJ Dennis, Toledo	420
Field Goal Percentage (344 ranked)	Enrique Freeman Xavier Castaneda	27 259	2 11	60.1 Max Fiedler, Rice 42.8	72.0	Dwight Wilson, Ohio	63.1
Field Goals (335 ranked)	Enrique Freeman Xavier Castaneda	82 240	4 14	167 Antoine Davis, Detroit Mercy 143	263	RayJ Dennis, Toledo	197
Free Throw Attempts (337 ranked)	Xavier Castaneda Enrique Freeman	6 72	1 3	201 Drew Pember, UNC Asheville 147	248	Xavier Castaneda, Akron	201
Free Throw Percentage (349 ranked)	Xavier Castaneda	92	5	84.1 Walter Clayton Jr., Iona	94.1	Mekhi Lairy, Miami (OH)	92.5
Free Throws (346 ranked)	Xavier Castaneda Enrique Freeman	4 180	1 6	169 Drew Pember, UNC Asheville 91	207	Xavier Castaneda, Akron	169
Minutes Per Game (346 ranked)	Xavier Castaneda Trendon Hankerson	210 243	11 12	33:23 Daryl Banks III, St. Bonaventure 32:58	38:36	Brian Taylor, Central Mich.	36:14
Points (344 ranked)	Xavier Castaneda Enrique Freeman	25 191	1 9	545 Antoine Davis, Detroit Mercy 426	809	Xavier Castaneda, Akron	545
Points Per Game (349 ranked)	Xavier Castaneda Enrique Freeman	10 182	1 10	21.8 Antoine Davis, Detroit Mercy 15.8	27.9	Xavier Castaneda, Akron	21.8
Rebounds (340 ranked)	Enrique Freeman	4	1	302 Zach Edey, Purdue	344	Enrique Freeman, Akron	302
Rebounds (Defensive) Per Game (349 ranked)	Enrique Freeman	7	1	7.74 Dillon Jones, Weber St.	10.15	Enrique Freeman, Akron	7.74
Rebounds (Offensive) Per Game (348 ranked)	Enrique Freeman	16	1	3.44 Zach Edey, Purdue	5.44	Enrique Freeman, Akron	3.44
Rebounds Per Game (350 ranked)	Enrique Freeman	5	1	11.2 Oscar Tshiebwe, Kentucky	13.0	Enrique Freeman, Akron	11.2
Steals (347 ranked)				Kellen Tynes, Maine	84	Malique Jacobs, Kent St.	77
Steals Per Game (344 ranked)				Kellen Tynes, Maine	3.23	Malique Jacobs, Kent St.	2.96
Three Point Attempts (341 ranked)	Xavier Castaneda Trendon Hankerson	18 168	1 7	220 Antoine Davis, Detroit Mercy 165	333	Xavier Castaneda, Akron	220
Three Point Percentage (108 ranked)	Xavier Castaneda	38	2	40.9 Wheza Panzo, Stetson	49.7	Kaden Metheny, Bowling Green	41.6
Three Pointers Per Game (344 ranked)	Xavier Castaneda Trendon Hankerson	6 147	1 8	3.60 Antoine Davis, Detroit Mercy 2.33	4.83	Xavier Castaneda, Akron	3.60
Total 3-point FGM (331 ranked)	Xavier Castaneda Trendon Hankerson	12 143	1 8	90 Antoine Davis, Detroit Mercy 63	140	Xavier Castaneda, Akron	90
Triple Doubles (2 ranked)				Tristen Newton, UConn	2		











Official Basketball Box Score - Final
Concord at Akron
12/30/22 James A. Rhodes Arena, Akron
2022-23 Men's Basketball

Game Time: 7:00 PM
Game Duration: 2:10
Attendance: 1,550



Official Basketball Box Score - Final
NIU at Akron
01/03/23 James A. Rhodes Arena, Akron, Ohio
2022-23 Men's Basketball

Game Time: 7:00 PM
Game Duration: 2:08

Concord - 58

Record: 7-4

Table with columns: NO., Name, Min, FG, 3P, FT, Rebounds, Fouls, TP, AS, TO, ST, Blocks, +/-

Shooting By Period
1st FG% 10-24 41.7%
3PT% 0-6 0.0%
FT% 3-6 50.0%

NIU - 51

Record: 4-10 (0-1)

Table with columns: NO., Name, Min, FG, 3P, FT, Rebounds, Fouls, TP, AS, TO, ST, Blocks, +/-

Shooting By Period
1st FG% 11-25 44.0%
3PT% 2-9 25.0%
FT% 2-4 50.0%

Concord - 58

Record: 7-4

Table with columns: NO., Name, Min, FG, 3P, FT, Rebounds, Fouls, TP, AS, TO, ST, Blocks, +/-

Shooting By Period
1st FG% 9-29 31.0%
3PT% 3-15 20.0%
FT% 10-14 71.4%

Akron - 76

Record: 9-5 (1-0)

Table with columns: NO., Name, Min, FG, 3P, FT, Rebounds, Fouls, TP, AS, TO, ST, Blocks, +/-

Shooting By Period
1st FG% 9-27 33.3%
3PT% 2-9 22.2%
FT% 8-9 88.9%

Akron - 84

Record: 8-5

Table with columns: NO., Name, Min, FG, 3P, FT, Rebounds, Fouls, TP, AS, TO, ST, Blocks, +/-

Shooting By Period
1st FG% 9-29 31.0%
3PT% 3-15 20.0%
FT% 10-14 71.4%

NIU

AKRON

Table with columns: Biggest lead, Best Scoring Run, Lead Changes, Times Tied, Time with Lead

CU

AKRON

Table with columns: Biggest lead, Best Scoring Run, Lead Changes, Times Tied, Time with Lead



Official Basketball Box Score - Final
Akron at Ball St.
01/06/23 Worthen Arena, Muncie, Ind.
2022-23 Men's Basketball

Game Time: 8:30 PM
Game Duration: 2:12



Official Basketball Box Score - Final
Akron at Bowling Green
01/10/23 Slick Center, Bowling Green
2022-23 Men's Basketball

Game Time: 7:00 PM
Game Duration: 1:48
Attendance: 1,844

Akron - 63

Record: 9-6 (1-1)

Table with columns: NO., Name, Min, FG, 3P, FT, Rebounds, Fouls, TP, AS, TO, ST, Blocks, +/-

Shooting By Period
1st FG% 10-26 38.5%
3PT% 2-9 22.2%
FT% 9-10 90.0%

Akron - 74

Record: 10-6 (2-1)

Table with columns: NO., Name, Min, FG, 3P, FT, Rebounds, Fouls, TP, AS, TO, ST, Blocks, +/-

Shooting By Period
1st FG% 12-32 37.5%
3PT% 7-19 36.8%
FT% 5-5 100.0%

Ball St. - 70

Record: 11-4 (2-0)

Table with columns: NO., Name, Min, FG, 3P, FT, Rebounds, Fouls, TP, AS, TO, ST, Blocks, +/-

Shooting By Period
1st FG% 12-28 42.9%
3PT% 1-6 16.7%
FT% 5-7 71.4%

Bowling Green - 70

Record: 8-8 (2-1)

Table with columns: NO., Name, Min, FG, 3P, FT, Rebounds, Fouls, TP, AS, TO, ST, Blocks, +/-

Shooting By Period
1st FG% 13-25 52.0%
3PT% 6-11 54.5%
FT% 4-6 66.7%

Akron

BSU

Table with columns: Biggest lead, Best Scoring Run, Lead Changes, Times Tied, Time with Lead

Akron

BGSU

Table with columns: Biggest lead, Best Scoring Run, Lead Changes, Times Tied, Time with Lead









Official Basketball Box Score - Final

**Akron at Buffalo**

01/21/23 Alumni Arena, Buffalo  
2022-23 Men's Basketball

Game Time: 7:00 PM

Game Duration: 2:32  
Attendance: 5,001



Officials: Bill Ek, Michael Griffith, Steve McJunkins

**Akron - 81**

Record: 16-6 (8-1)

Table with columns: NO. Name, Min, FG M-A, 3P M-A, FT M-A, Rebounds, Fouls, TP, AS, TO, ST, Blocks, +/-

Shooting By Period table with columns: 1st FG%, 3PT%, FT%, 2nd FG%, 3PT%, FT%, GM FG%, 3PT%, FT%

Dead Ball Rebounds: 1, 1

Official Basketball Box Score - Final

**Kent St. at Akron**

02/03/23 James A. Rhodes Arena, Akron  
2022-23 Men's Basketball

Game Time: 9:00 PM

Game Duration: 2:13  
Attendance: 8,621

Officials: Chad Barlow, Todd Von Sossan, Greg Langsdorf

**Kent St. - 55**

Record: 18-5 (8-2)

Table with columns: NO. Name, Min, FG M-A, 3P M-A, FT M-A, Rebounds, Fouls, TP, AS, TO, ST, Blocks, +/-

Shooting By Period table with columns: 1st FG%, 3PT%, FT%, 2nd FG%, 3PT%, FT%, GM FG%, 3PT%, FT%

Dead Ball Rebounds: 1, 0

**Buffalo - 64**

Record: 10-12 (4-5)

Table with columns: NO. Name, Min, FG M-A, 3P M-A, FT M-A, Rebounds, Fouls, TP, AS, TO, ST, Blocks, +/-

Shooting By Period table with columns: 1st FG%, 3PT%, FT%, 2nd FG%, 3PT%, FT%, GM FG%, 3PT%, FT%

Dead Ball Rebounds: 0, 0

**Akron - 67**

Record: 17-6 (8-1)

Table with columns: NO. Name, Min, FG M-A, 3P M-A, FT M-A, Rebounds, Fouls, TP, AS, TO, ST, Blocks, +/-

Shooting By Period table with columns: 1st FG%, 3PT%, FT%, 2nd FG%, 3PT%, FT%, GM FG%, 3PT%, FT%

Dead Ball Rebounds: 5, 0

Technical Fouls:Coach 2<sup>nd</sup> 15-56

Technical Fouls:NONE

Summary table with columns: Biggest lead, Best Scoring Run, Lead Changes, Times Tied, Time with Lead

Summary table with columns: Biggest lead, Best Scoring Run, Lead Changes, Times Tied, Time with Lead



Official Basketball Box Score - Final

**Toledo at Akron**

02/07/23 James A. Rhodes Arena, Akron, Ohio  
2022-23 Men's Basketball

Game Time: 7:00 PM

Game Duration: 2:00  
Attendance: 2,041



Officials: Tim Stewart, Michael Griffith, Josh White

**Toledo - 84**

Record: 18-6 (9-2)

Table with columns: NO. Name, Min, FG M-A, 3P M-A, FT M-A, Rebounds, Fouls, TP, AS, TO, ST, Blocks, +/-

Shooting By Period table with columns: 1st FG%, 3PT%, FT%, 2nd FG%, 3PT%, FT%, GM FG%, 3PT%, FT%

Dead Ball Rebounds: 3, 0

Official Basketball Box Score - Final

**Akron at Ohio**

02/10/23 Convocation Center, Athens  
2022-23 Men's Basketball

Game Time: 7:30 PM

Game Duration: 2:10  
Attendance: 5,038

Officials: Brad Clauson, Jan Campbell, Scott Skile

**Akron - 81**

Record: 17-8 (9-3)

Table with columns: NO. Name, Min, FG M-A, 3P M-A, FT M-A, Rebounds, Fouls, TP, AS, TO, ST, Blocks, +/-

Shooting By Period table with columns: 1st FG%, 3PT%, FT%, 2nd FG%, 3PT%, FT%, GM FG%, 3PT%, FT%

Dead Ball Rebounds: 5, 0

**Akron - 74**

Record: 17-7 (9-2)

Table with columns: NO. Name, Min, FG M-A, 3P M-A, FT M-A, Rebounds, Fouls, TP, AS, TO, ST, Blocks, +/-

Shooting By Period table with columns: 1st FG%, 3PT%, FT%, 2nd FG%, 3PT%, FT%, GM FG%, 3PT%, FT%

Dead Ball Rebounds: 1, 1

Technical Fouls:Coach 2<sup>nd</sup> 12-45

Summary table with columns: Biggest lead, Best Scoring Run, Lead Changes, Times Tied, Time with Lead

Summary table with columns: Biggest lead, Best Scoring Run, Lead Changes, Times Tied, Time with Lead

Summary table with columns: Biggest lead, Best Scoring Run, Lead Changes, Times Tied, Time with Lead

Summary table with columns: Biggest lead, Best Scoring Run, Lead Changes, Times Tied, Time with Lead







**2022-23 Akron Men's Basketball  
Combined Team Statistics  
All games**

**Game Records**

Record	Overall	Home	Away	Neutral
ALL GAMES	19-8	13-1	5-4	1-3
CONFERENCE	11-3	6-1	5-2	0-0
NON-CONFERENCE	8-5	7-0	0-2	1-3

**Score by Periods**

Team	1st	2nd	OT	TOT
Akron	939	1024	11	1974
Opponents	800	923	10	1733

**Team Box Score**

No.	Player				Total		3-Point		F-Throw		Rebounds											
		GP-GS	MIN	AVG	FG-FGA	FG%	3FG-3FGA	3FG%	FT-FTA	FT%	OFF	DEF	TOT	AVG	PF	DQ	A	TO	BLK	STL	PTS	AVG
13	CASTANEDA, Xavier	25-25	834:32	33.4	143-334	.428	90-220	.409	169-201	.841	20	88	108	4.3	38	0	68	53	2	27	545	21.8
25	FREEMAN, Enrique	27-27	825:27	30.6	167-279	.599	1-3	.333	91-147	.619	93	209	302	11.2	61	2	55	58	33	17	426	15.8
4	HANKERSON, Trendon	27-27	889:53	33.0	85-221	.385	63-165	.382	23-30	.767	10	106	116	4.3	53	0	56	35	14	23	256	9.5
11	HUNTER, Sammy	27-17	509:40	18.9	69-181	.381	32-113	.283	11-18	.611	25	43	68	2.5	44	1	14	13	3	4	181	6.7
2	TRIBBLE, Greg	27-27	778:28	28.8	64-163	.393	1-12	.083	43-60	.717	26	52	78	2.9	68	2	64	34	6	22	172	6.4
5	JOHNSON, Tavari	26-9	416:49	16.0	54-133	.406	19-55	.345	6-10	.600	8	42	50	1.9	41	0	48	40	4	23	133	5.1
34	JOHNSON, Nate	27-3	530:01	19.6	47-96	.490	19-41	.463	8-12	.667	25	55	80	3.0	43	1	22	27	1	23	121	4.5
1	CLARKE, Garvin	18-0	241:20	13.4	14-53	.264	4-27	.148	7-11	.636	18	17	35	1.9	19	0	16	16	2	10	39	2.2
0	LYLES, Amani	24-0	115:10	4.8	16-33	.485	0-1	.000	14-21	.667	15	8	23	1.0	32	1	4	8	7	8	46	1.9
3	MITCHELL, Kobe	21-0	230:36	11.0	12-42	.286	10-38	.263	4-4	1.000	2	13	15	0.7	19	0	8	6	1	8	38	1.8
20	WILSON, Evan	11-0	30:58	2.8	4-11	.364	4-9	.444	0-2	.000	0	1	1	0.1	4	0	3	3	0	2	12	1.1
12	MAYFIELD, Pat	8-0	18:51	2.4	2-6	.333	0-3	.000	1-2	.500	0	7	7	0.9	1	0	0	0	1	2	5	0.6
Team											47	49	96					11				
<b>Total</b>		<b>27</b>	<b>5422</b>		<b>677-1552</b>	<b>.436</b>	<b>243-687</b>	<b>.354</b>	<b>377-518</b>	<b>.728</b>	<b>289</b>	<b>690</b>	<b>979</b>	<b>36.3</b>	<b>423</b>	<b>7</b>	<b>358</b>	<b>304</b>	<b>74</b>	<b>169</b>	<b>1974</b>	<b>73.1</b>
<b>Opponents</b>		<b>27</b>	<b>5425</b>		<b>636-1503</b>	<b>.423</b>	<b>173-517</b>	<b>.335</b>	<b>288-400</b>	<b>.720</b>	<b>235</b>	<b>641</b>	<b>876</b>	<b>32.4</b>	<b>491</b>	<b>12</b>	<b>306</b>	<b>346</b>	<b>83</b>	<b>151</b>	<b>1733</b>	<b>64.2</b>

**Team Statistics**

	UA	OPP
<b>Scoring</b>	<b>1974</b>	<b>1733</b>
Points per game	73.1	64.2
Scoring margin	+8.9	-
<b>Field goals-att</b>	<b>677-1552</b>	<b>636-1503</b>
Field goal pct	.436	.423
<b>3 point fg-att</b>	<b>243-687</b>	<b>173-517</b>
3-point FG pct	.354	.335
3-pt FG made per game	9.0	6.4
<b>Free throws-att</b>	<b>377-518</b>	<b>288-400</b>
Free throw pct	.728	.720
F-Throws made per game	14.0	10.7
<b>Rebounds</b>	<b>979</b>	<b>876</b>
Rebounds per game	36.3	32.4
Rebounding margin	+3.8	-
<b>Assists</b>	<b>358</b>	<b>306</b>
Assists per game	13.3	11.3
<b>Turnovers</b>	<b>304</b>	<b>346</b>
Turnovers per game	11.3	12.8
Turnover margin	+1.6	-
Assist/turnover ratio	1.2	0.9
<b>Steals</b>	<b>169</b>	<b>151</b>
Steals per game	6.3	5.6
<b>Blocks</b>	<b>74</b>	<b>83</b>
Blocks per game	2.7	3.1
<b>Winning streak</b>	<b>2</b>	<b>-</b>
Home win streak	1	-
<b>Attendance</b>	<b>27100</b>	<b>28820</b>
Home games-Avg/Game	14-1936	9-3202
Neutral site-Avg/Game	-	4-2516

**Team Results**

Date	Opponent		Score	Att.
11/07/2022	South Dakota St.	Wot	81-80	2157
11/11/2022	vs Mississippi St.	L	54-73	5213
11/15/2022	Morgan St.	W	65-59	1759
11/21/2022	vs Western Ky.	W	72-53	1250
11/22/2022	vs LSU	L	58-73	1200
11/23/2022	vs Nevada	L	58-62	2400
11/30/2022	at Marshall	L	57-68	4012
12/04/2022	Muskingum	W	80-33	1466
12/11/2022	Jackson St.	W	85-72	1385
12/14/2022	Wright St.	W	66-54	1398
12/19/2022	Maine	W	87-55	1424
12/22/2022	at Bradley	L	55-74	3530
12/30/2022	Concord	W	84-58	1550
01/03/2023	NIU	W	76-51	0
01/06/2023	at Ball St.	L	63-70	3476
01/10/2023	at Bowling Green	W	74-70	1844
01/13/2023	Eastern Mich.	W	104-67	2177
01/17/2023	at Central Mich.	W	69-51	1509
01/21/2023	at Western Mich.	W	63-55	2288
01/24/2023	Miami (OH)	W	73-68	1620
01/28/2023	Ohio	W	83-77	2234
01/31/2023	at Buffalo	W	81-64	5001
02/03/2023	Kent St.	W	67-55	5821
02/07/2023	Toledo	L	74-84	2041
02/10/2023	at Ohio	L	81-90	5038
02/14/2023	at Eastern Mich.	W	78-51	2122
02/18/2023	Buffalo	W	86-66	2068





## 2022-23 Akron Men's Basketball Combined Team Statistics In Conference games

Page 1/1  
as of Feb 19, 2023

### Game Records

Record	Overall	Home	Away	Neutral
ALL GAMES	11-3	6-1	5-2	0-0
CONFERENCE	11-3	6-1	5-2	0-0
NON-CONFERENCE	0-0	0-0	0-0	0-0

### Score by Periods

Team	1st	2nd	OT	TOT
Akron	511	561	0	1072
Opponents	426	493	0	919

### Team Box Score

No.	Player	Total			3-Point		F-Throw		Rebounds				Other				PTS	AVG				
		GP-GS	MIN	AVG	FG-FGA	FG%	3FG-3FGA	3FG%	FT-FTA	FT%	OFF	DEF	TOT	AVG	PF	DQ			A	TO	BLK	STL
13	CASTANEDA, Xavier	12-12	411:51	34.3	79-173	.457	47-116	.405	86-98	.878	12	37	49	4.1	26	0	29	29	1	13	291	24.3
25	FREEMAN, Enrique	14-14	436:08	31.2	98-158	.620	1-2	.500	64-93	.688	49	123	172	12.3	34	2	25	29	20	8	261	18.6
4	HANKERSON, Trendon	14-14	474:36	33.9	44-121	.364	34-95	.358	10-12	.833	4	53	57	4.1	29	0	32	18	10	11	132	9.4
11	HUNTER, Sammy	14-11	264:47	18.9	38-82	.463	20-53	.377	5-9	.556	13	17	30	2.1	28	1	6	9	2	3	101	7.2
2	TRIBBLE, Greg	14-14	428:23	30.6	35-85	.412	0-3	.000	28-36	.778	14	24	38	2.7	36	1	39	18	4	11	98	7.0
34	JOHNSON, Nate	14-2	285:34	20.4	28-53	.528	11-23	.478	6-8	.750	13	30	43	3.1	26	1	16	12	0	10	73	5.2
5	JOHNSON, Tavari	14-3	190:47	13.6	20-61	.328	6-23	.261	1-2	.500	3	17	20	1.4	25	0	22	16	2	9	47	3.4
0	LYLES, Amani	12-0	53:60	4.5	9-18	.500	0-1	.000	8-9	.889	3	3	6	0.5	19	1	2	2	3	4	26	2.2
1	CLARKE, Garvin	10-0	103:17	10.3	7-23	.304	2-10	.200	3-4	.750	9	6	15	1.5	7	0	8	6	0	6	19	1.9
3	MITCHELL, Kobe	12-0	124:22	10.4	5-22	.227	5-20	.250	2-2	1.000	0	6	6	0.5	8	0	6	2	0	2	17	1.4
20	WILSON, Evan	6-0	14:05	2.3	2-5	.400	2-4	.500	0-0	.000	0	0	0	0.0	0	0	0	1	0	0	6	1.0
12	MAYFIELD, Pat	4-0	08:56	2.2	0-2	.000	0-1	.000	1-2	.500	0	3	3	0.8	1	0	0	0	1	1	1	0.3
Team											25	25	50				7					
<b>Total</b>		<b>14</b>	<b>2797</b>		<b>365-803</b>	<b>.455</b>	<b>128-351</b>	<b>.365</b>	<b>214-275</b>	<b>.778</b>	<b>145</b>	<b>344</b>	<b>489</b>	<b>34.9</b>	<b>239</b>	<b>6</b>	<b>185</b>	<b>149</b>	<b>43</b>	<b>78</b>	<b>1072</b>	<b>76.6</b>
<b>Opponents</b>		<b>14</b>	<b>2800</b>		<b>323-754</b>	<b>.428</b>	<b>86-269</b>	<b>.320</b>	<b>187-252</b>	<b>.742</b>	<b>123</b>	<b>317</b>	<b>440</b>	<b>31.4</b>	<b>261</b>	<b>9</b>	<b>147</b>	<b>176</b>	<b>39</b>	<b>68</b>	<b>919</b>	<b>65.6</b>

### Team Statistics

	UA	OPP
<b>Scoring</b>	<b>1072</b>	<b>919</b>
Points per game	76.6	65.6
Scoring margin	+10.9	-
<b>Field goals-att</b>	<b>365-803</b>	<b>323-754</b>
Field goal pct	.455	.428
<b>3 point fg-att</b>	<b>128-351</b>	<b>86-269</b>
3-point FG pct	.365	.320
3-pt FG made per game	9.1	6.1
<b>Free throws-att</b>	<b>214-275</b>	<b>187-252</b>
Free throw pct	.778	.742
F-Throws made per game	15.3	13.4
<b>Rebounds</b>	<b>489</b>	<b>440</b>
Rebounds per game	34.9	31.4
Rebounding margin	+3.5	-
<b>Assists</b>	<b>185</b>	<b>147</b>
Assists per game	13.2	10.5
<b>Turnovers</b>	<b>149</b>	<b>176</b>
Turnovers per game	10.6	12.6
Turnover margin	+1.9	-
Assist/turnover ratio	1.2	0.8
<b>Steals</b>	<b>78</b>	<b>68</b>
Steals per game	5.6	4.9
<b>Blocks</b>	<b>43</b>	<b>39</b>
Blocks per game	3.1	2.8
<b>Winning streak</b>	<b>2</b>	<b>-</b>
Home win streak	1	-
<b>Attendance</b>	<b>15961</b>	<b>21278</b>
Home games-Avg/Game	7-2280	7-3040
Neutral site-Avg/Game	-	0-0

### Team Results

Date	Opponent	Score	Att.
01/03/2023	NIU	W 76-51	0
01/06/2023	at Ball St.	L 63-70	3476
01/10/2023	at Bowling Green	W 74-70	1844
01/13/2023	Eastern Mich.	W 104-67	2177
01/17/2023	at Central Mich.	W 69-51	1509
01/21/2023	at Western Mich.	W 63-55	2288
01/24/2023	Miami (OH)	W 73-68	1620
01/28/2023	Ohio	W 83-77	2234
01/31/2023	at Buffalo	W 81-64	5001
02/03/2023	Kent St.	W 67-55	5821
02/07/2023	Toledo	L 74-84	2041
02/10/2023	at Ohio	L 81-90	5038
02/14/2023	at Eastern Mich.	W 78-51	2122
02/18/2023	Buffalo	W 86-66	2068