

AKRON BASKETBALL



122nd Season | MAC Tournament Champions: 2009, 2011, 2013, 2022 | MAC Regular-Season Champions: 2012, 2013, 2016, 2017, 2020

2022-23 BASKETBALL SCHEDULE

Date	Opponent	TV	Time
Nov. 7	South Dakota State W	81-80 OT
Nov. 11	Mississippi State \$ L	73-54
Nov. 15	Morgan State W	65-59
Nov. 21	Western Kentucky % W	72-53
Nov. 22	LSU % L	73-58
Nov. 23	Nevada % L	62-58
Nov. 30	Marshall L	68-57
Dec. 4	Muskingum W	80-33
Dec. 11	Jackson State W	85-72
Dec. 14	Wright State W	66-54
Dec. 19	Maine W	87-55
Dec. 22	Bradley L	74-55
Dec. 30	Concord W	84-58
Jan. 3	Northern Illinois * W	76-51
Jan. 6	Ball State * L	70-63
Jan. 10	Bowling Green * W	74-70
Jan. 13	Eastern Michigan * W	104-67
Jan. 17	Central Michigan * W	69-51
Jan. 21	Western Michigan * W	63-55
Jan. 24	Miami * W	73-68
Jan. 28	Ohio * W	83-77
Jan. 31	Buffalo * W	81-64
Feb. 3	Kent State * W	67-55
Feb. 7	Toledo * L	84-74
Feb. 10	Ohio * L	90-81
Feb. 14	Eastern Michigan * W	78-51
Feb. 18	Buffalo * W	86-66
Feb. 21	Toledo * L	84-63
Feb. 25	Western Michigan *	ESPN+	4 PM
Feb. 28	Ball State *	ESPN+	7 PM
March 3	Kent State *	WC	TBA

Home games **BOLD** | All Game Times and Dates subject to change | WC - MAC 21-day Wildcard Game Selection | * MAC game
 \$ Barstool Sports Invitational - Philadelphia, Pa.
 % Cayman Islands Classic - Grand Cayman Island

Akron (19-9, 11-4) vs Western Michigan (7-21, 3-12 MAC)

Saturday, Feb. 25 • James A. Rhodes Arena

Akron, Ohio • 7 PM • ESPN+



WMU HEAD COACH

Dwayne Stephens (Michigan State '93)

Overall Record: 7-21 (1st Season)
 Record at WMU: 7-21 (1st Season)
 MAC Record at WMU: 3-12 (1st Season)



AKRON ZIPS HEAD COACH

John Groce (Taylor '94)

Career Record: 295-200 (15th Season)
 Record at Akron: 113-68 (6th Season)
 Overall MAC Record: 99-72 (at Ohio and Akron)

ALL-TIME SERIES

Akron Leads: 37-21 (7-2 MAC Tournament) | Groce vs. Western Michigan: 7-2 (10-4 Overall)
 Last Meeting: Akron 63, Western Michigan 55 | at Read Fieldhouse Jan. 21, 2023
 First Meeting: Akron 79, Western Michigan 74 | March 5, 1988 in Kalamazoo, Mich.
 In Akron: 19-7, Neutral: 5-2, In Kalamazoo: 13-12

BROADCAST

TV/Video: ESPN+ **Michael Reghi** (PxP) and **Jeff Phelps** (analyst)
Radio: Akron Sports Network - **Dave Skoczen** (PxP), **Joe Dunn** (Analyst)-WHLO 640 AM (iHeart Radio)
Live Stats: GoZips.com/Schedule - Live Stats

QUICK HITS

- Akron is one of two teams in the MAC to play 5 Top 100 NET teams in non-conference play this season: Buffalo (6), Akron (5), Miami (4), Eastern Michigan (3), Northern Illinois (3), Ohio (3), Kent State (3), Toledo (3), Western Michigan (3), Central Michigan (2), Ball State (0), Bowling Green (0).
- Akron is 19-9 this season with all losses coming from opponents in the Top 100 NET rankings with a total win-loss record of 57-14 before conference play: 76 LSU (12-1), 37 Mississippi State (11-2), 55 Nevada (12-3), 66 Marshall (12-3), 62 Bradley (10-5). Zips fell to 100 Ball State, 97 Toledo (2x) and 145 Ohio.
- The Naismith Basketball Hall of Fame announced the Top 10 candidates for the 2023 Karl Malone Award. Enrique Freeman (Akron), Drew Timme (Gonzaga), Azuolas Tubelis (Arizona), Trayce Jackson-Davis (Indiana), Hunter Tyson (Clemson), Kris Murray (Iowa), DaRon Holmes II (Dayton), Norchad Omier (Miami (Fla.)), Kyle Filipowski (Duke) and Bryce Hopkins (Providence).
- Freeman and Castaneda rank in the NCAA Top 30 players in at least six categories
Freeman: 4th REBS (311), 6th REBS/G (11.1), 6th DREB/G (7.7), 6th Double-Doubles (15), 21st OREB/G (3.4), 21st FG% (60.6), 1 of 14 to avg dbl-dbl, 1 of 16 avg. dbl digit rbs
Castaneda: 5th FTM (72), 6th 3PT FG/G (3.5), 7th FTA (205), 11th PPG (21.4), 14th 3PT Made (91), 21st 3PT Attempts (225), 23rd Total Points (557) and 38th 3PT FG% (.404).

Akron	STAT BREAKDOWN	WMU
72.8	SCORING AVERAGE	70.0
+7.9	SCORING MARGIN	-4.0
.436	FG PERCENTAGE	.435
.349	3PT PERCENTAGE	.329
8.8	3PT FG MADE PER GAME	7.8
.722	FT PERCENTAGE	.712
36.2	REBOUND PER GAME	37.0
+3.7	REBOUNDING MARGIN	+4.4
13.1	ASSISTS PER GAME	12.7
11.2	TURNOVERS PER GAME	13.0
6.1	STEALS PER GAME	4.6
2.6	BLOCKS PER GAME	2.4

2022-23 AKRON BASKETBALL

PROBABLE STARTERS



AKRON QUICK FACTS

Location Akron, Ohio (44325)
 Population 200,000 (fifth largest in Ohio)
 Founded 1870 (as Buchtel College)
 Enrollment 20,500
 Nickname Zips
 Colors Blue (PMS 282) and Gold (PMS 7503)
 Conference Mid-American
 President Dr. Gary L. Miller
 Director of Athletics Charles Guthrie
 Deputy AD Markus Jennings
 Sr Associate AD/SWA Jackie Wallgren
 Faculty Athletics Representative ... Dr. Matthew Juravich
 Athletic Dept. Phone: (330) 972-7080
 Ticket Office Phone: 1-888-99-AKRON

JAMES A. RHODES ARENA

Capacity 5,500
 Opened December 3, 1983
 W, 78-74 over Eastern Michigan
 Seating 2,096 arm-chair seating
 3,404 bleacher-style seating
 Record at Rhodes Arena.... 453-136 (.767) - 39 Seasons
 Record under John Groce 111-66 (6th Season)
 Press Row Phone (330) 374-8771

PROGRAM HISTORY

Seasons of Basketball 122nd
 First Season of Basketball 1901-02
 Seasons of Division I Basketball 42nd
 First Season of Division I Basketball 1980-81
 All-Time Record 1,688-1,069 (.611)
 All-Time Division I Record 727-549 (.564)
 All-Time MAC Record 297-240 (.543) 29 seasons
 MAC Tournament Titles 4 (2009, 2011, 2013, 2022)
 MAC Regular Season Titles 5 (2012, 2013, 2016, 2017, 2020)
 NCAA Tournament Appearances 14
 NCAA DI Tournament Appearances (Yrs) .5 (1986, 2009, 2011, 2013, 2022)
 NIT Appearances (Yrs) 7 (1987, 1989, 2006, 2008, 2012, 2016, 2017)
 CBI Appearances (Yrs) 1 (2010)
 CIT Appearances (Yrs) 1 (2014)

GoZips.com

Twitter @ZipsMBB | @JohnGroce | @AkronZips
 Facebook Facebook.com/ZipsMBB | /AkronZips
 Instagram @ZipsMBB
 YouTube YouTube.com/ZipsAthletics

ATHLETICS COMMUNICATIONS

Brian Dennison (Men's Basketball Contact)
 Assistant Director for Communications
 (330) 972-6292 office | (330) 962-0366 cell
 bld2@uakron.edu

Sean Palchick (Women's Basketball Contact)
 Associate Director of Athletics Communications
 Office Phone: (330) 972-2677
 Email: spalchick@uakron.edu

WHAT'S AHEAD

Akron is looking for its 20th win of the season as they host Western Michigan for a rematch at James A. Rhodes Arena on Saturday, Feb. 25 at 7 p.m. The game will be broadcasted by ESPN+ with Michael Reghi (pxp) and Jeff Phelps (analyst) on the call. Fans can listen to Akron Sports Radio Network on WHLO 640 AM with Dave Skoczen (PxP) and Joe Dunn (analyst). Live stats are also available on GoZips.com.

THE AKRON-WESTERN MICHIGAN SERIES

Saturday's game marks the 59th meeting in series history between Akron and Western Michigan with the Zips owning a 37-21 all-time series advantage. In addition, the Zips and the Broncos have met nine times in postseason history as Akron holds a 7-2 edge.

Head coach John Groce is 10-4 all-time against the Broncos and 7-2 at Akron. Akron has won 13 of the last 15 meetings and 25 of the last 30 games of the series. Akron posted the win in the first meeting (63-55). The Zips and the Broncos split the series last season as both teams defended their home court, (L, 61-57 OT) and (W, 74-73). Akron won the first meeting of 2022 in dramatic fashion, coming from 11 points down to win at in the final possession. The Zips won the season series in 2019-20 with an, 84-69 at Rhodes Arena and 71-67 in Kalamazoo. Akron won the lone game in 2020-21 (79-68) and 2018-19 (56-48).

In 2017-18, the two teams split the series (1-1) as the Broncos defeated Akron in the MAC opener 87-75 in Kalamazoo, ending the Zips five-year, six-game winning streak - Western Michigan's previous win came during the 2014 MAC Tournament semifinals on March 14. WMU needed overtime to advance to the title game, defeating Akron 64-60 at Quicken Loans Arena. In the second meeting of 2017-18, Akron pulled-off an improbable come-from-behind victory to advance in the 2018 MAC Tournament. In the first round of the MAC Tournament at University Arena, the No. 11 seeded Zips earned a 79-78 win over No. 6 seeded Broncos after trailing by 19 points. In 2016-17, Akron swept the season series, winning game one 66-59 at James A. Rhodes Arena and followed with a 90-80 win in Kalamazoo, Mich. In the 2015-16 season's lone meeting, Akron posted a 62-53 win over the Broncos at Rhodes Arena.

Akron is 7-2 in the MAC Tournament against WMU and 5-2 on a neutral court. In addition, the Zips are 12-12 in Kalamazoo, winning six of the last nine meetings at University Arena. In 2002, Akron opened the MAC Tournament in Kalamazoo and advanced to Cleveland after a 90-83 win as the 11th seed. The Zips are 2-0 in the MAC Tournament at University Arena and 6-6 all-time in opening round games.

SCOUTING THE BRONCOS

The Under the direction of first-year head coach Dwayne Stephens, Western Michigan is 7-21 overall and 3-12 in league play. WMU is 6-6 at home, 1-14 on the road and 0-1 in neutral site games this season. The Broncos average 70.0 points per game on 43.5 percent shooting from the floor and 32.9 percent effort from beyond the 3-point arc, draining 7.8 triples a game. In addition, the Broncos shoot 71.2 percent from the free throw line with 11.4 made per game.

Western Michigan has two players scoring in double figures as Lamar Norman Jr. is fourth in scoring in the MAC with 17.7 points per game. He shoots 40.7 percent from the floor with more than half of his shots coming from beyond the 3-point arc. Norman buried 76 long distance buckets on 228 attempts for a 33.3 percentage from deep. He owns a team-best 79 assists. Tray Maddox, Jr. follows with 11.5 points per game while adding 80 rebounds, 47 assists and 18 steals. Markeese Hastings controls the glass for the Broncos, grabbing 9.5 rebounds per game, securing 265 total boards. Hastings adds 8.1 points per game with a team-best 26 steals and team-high 17 blocked shots. Titus Wright adds 8.5 points per game.

Defensively, Western Michigan allows its opponents to scoring 74.0 points per game on 46.0 percent shooting from the floor and 35.7 percent from 3-point range, allowing 8.1 long distance strikes per night. The Broncos caused 281 turnovers (10.0 to/g) with 175 steals (6.3 stl/g). WMU outrebounds the opponent by a +4.4 margin as the opponent grabbed 911 total boards (32.5 rebs/g) compared to the 1,035 total rebounds (37.0 rebs/g) secured.

HOME SWEET HOME

The Zips own a 454-136 (.767) all-time record at Rhodes Arena. In the last 16 seasons, Akron has posted a 250-39 (.864) record at the JAR. Under coach Groce Akron is 74-14 (.825) at home. The Zips are 13-1 at home in 2022-23. Akron went 12-4 at Rhodes Arena in Groce's first year as head coach and followed with a 14-3 effort. The Zips went 15-2 at home in 2019-20 en route to the regular season MAC Championship. During COVID shortened season, Akron posted a 9-1 mark at the JAR (2020-21) and last season the Zips posted a 12-3 record. Groce became the third Akron coach since 1940 to win his first six home games in the first season as head coach. The Zips rattled off seven straight wins at the JAR before falling in the MAC home opener to Buffalo. The Zips set the all-time longest home winning streak record at Rhodes Arena with 30 consecutive wins during the 2015-17 seasons, replacing the 26-game run the Zips made during the 1985-87 seasons under head coach Bob Huggins. The streak ranked No. 2 in the NCAA.

TEAM CAPTAINS

For the first time in six seasons, Akron head coach John Groce named captains for Zips basketball. Enrique Freeman, Xavier Castaneda, Greg Tribble and Trendon Heankerson were nominated and accepted their new roles as Akron heads into Mid-American Conference play.

AKRON IN THE MAC



2022-23 AWARDS AND HONORS

Karl Malone Award Top 10

Enrique Freeman (Feb. 6)

MAC Player of the Week

Xavier Castaneda (Feb. 6)

Enrique Freeman (Jan. 9)

Enrique Freeman (Jan. 30)

Lute Olson Player of the Week

Xavier Castaneda (Feb. 6)

Cayman Islands Classic

All-Tournament Team

Xavier Castaneda

2022-23 PRESEASON POLL

MAC Men's Basketball Preseason Coaches Poll

1. Kent State (6) - 135 points
2. Toledo (4) - 131
3. Akron (2) - 127
4. Ball State -- 94
5. Ohio -- 91
6. Buffalo -- 82
7. Eastern Michigan -- 68
8. Western Michigan -- 66
9. Bowling Green -- 42
10. Central Michigan -- 38
11. Miami -- 36
12. Northern Illinois - 26

MAC Tournament Champion: Kent State (4), Toledo (3), Akron (2), Eastern Michigan (1), Western Michigan (1)

Preseason All-MAC First Team

Enrique Freeman, F, Akron, Jr.
Payton Sparks, C, Ball State, So.
Sincere Carry, G, Kent State, R-Sr.
JT Shumate, F, Toledo, Sr.
Lamar Norman Jr., G, Western Michigan, Sr.

Preseason All-MAC Second Team

Xavier Castaneda, G, Akron, Sr.
Kevin Miller, G, Central Michigan, So.
Emoni Bates, F, Eastern Michigan, So.
Malique Jacobs, G, Kent State, R-Sr.
Setric Millner Jr., F, Toledo, Sr.

2021-22 MAC Postseason Awards

Defensive Player of the Year

Enrique Freeman

All-Defensive Team - Enrique Freeman

Second Team All-MAC - Enrique Freeman

Honorable Mention - Xavier Castaneda

In 2021-22, Freeman ranked No. 1 in the nation in field goal percentage (.665) and landed in the NCAA Top 20 in six categories: No. 4 total rebounds (367), No. 6 rebounds per game (10.8), No. 8 double-doubles (18), No. 9 defensive rebounds per game (7.53) and No. 19 offensive rebounds per game (3.26). Freeman was one of 13 players in the NCAA to average a double-double in points (13.2) and rebounds (10.8). He led the MAC in 5-of-6 categories,

Akron is 51-20 over the last three seasons in MAC play, owning the highest winning percentage (.714) in the league. The Zips are 37-16 in the MAC under the new conference format without divisions (new in 2020-21). Akron is 88-25 (.795) at home in league play since the start of the 2011 MAC schedule. UA has seen a ton of success in league play since the start of the 2004-05 season, and is 220-102 overall (.681), including a 132-31 mark in MAC play at home (.822). The Zips' 220 wins are the most in the league during that stretch. The Zips have won 135 of their last 194 MAC games (.694).

THE POLLS - ZIPS ENTER MID-MAJOR TOP 25 POLL

The Akron Zips appeared on The CollegelInsider.com Mid-Major Top 25 Poll, ranking 18th overall on Feb. 6, 2023 as a result of an eight-game winning streak and taking over sole position at the top of the MAC, defeating rival Kent State 67-55. The Zips dropped the next two games, falling out of the Top 25. In the Ken Pom rankings, Akron ranks 105th overall in the NCAA, and 2nd in defensive efficiency (100.6) and 3rd in adjusted offensive efficiency (139.5). Akron is No. 1 in the MAC in adjusted defensive efficiency (101.9) and No. 2 adjusted offensive efficiency (113.7). The Zips rank No. 93 in the NCAA NET Rankings.

MR. DOUBLE-DOUBLE

Enrique Freeman is 1-of-14 players in the NCAA to average a double-double, scoring 15.9 points per game and grabbing 11.1 boards per contest. He ranks 6th in the NCAA with 15 double-doubles which tops the MAC. He pulled down double-digit rebounds in 19-of-29 outings, including a 15-rebound, 32-point career-best performance against Ohio. In addition, he has 21 double-digit scoring efforts, scoring 27, 23 (2x), 21 (3x), 20, 19, 18 (4x), 17 (2x), 14, 13 (2x), 11 and 10 (2x)-points. He is currently ranked in rebounds per game (11.1 - 6th-NCAA, 1st-MAC), double-doubles (16 - 6th-NCAA, 1st-MAC), total rebounds (311 - 4th-NCAA, 1st-MAC), defensive rebounds per game (7.71 - 6th-NCAA, 1st-MAC), offensive rebounds per game (3.4 - 21st-NCAA, 2nd-MAC) and field goal percentage (60.6 - 21st NCAA - 2nd MAC). Freeman earned MAC Player of the Week (twice), averaging 25 points and 14.5 rebounds to open league play (Jan. 9) and 22.5 points and 11.5 ebounds (Jan. 30) for a pair of league wins. .

X FACTOR

Castaneda leads the Akron Zips and the MAC scoring with 21.4 points per game (11th NCAA, 1st MAC). He scored in double figures 24-of-25 games, including a six 30+ point performances. He set a career-high 34 points against Ohio, registered 33 against Maine, tallied 32 against Western Michigan, Miami and Buffalo after opening the season with 31 points against South Dakota State. He is shooting 40.4 percent from long distance (38th NCAA, 1st MAC) and averages 3.5 trifectas per game (6th NCAA, 1st MAC) with a team-best 91 triples (14th NCAA, 1st MAC). Castaneda is the squad's assist leader, dishing out 2.65 helpers per game with 72 assists to date. He ranks in the NCAA Top 5 in free throws made (172 - 5th NCAA, 1st MAC), free throw attempts (205 - 7th NCAA, 1st MAC). Castaneda was named to the 2022 Cayman Islands Classic All-Tournament team, averaging 18.3 points, 4.3 rebounds and 2.7 assists.

JOHNSON N JOHNSON

Freshmen Nate Johnson (redshirt) and Tavari Johnson are starting to impact the Zips offensive output. Nate Johnson averages 20.0 minutes per game, scoring 4.5 points on 48.5 percent shooting from the floor. He shoots 44.2 percent from deep, draining 19-of-43 long-distance buckets. He impacts both ends of the floor, grabbing 88 rebounds for 3.1 per game and adds 25 steals. Tavari Johnson had a breakout game against Nevada in the Cayman Islands with a career-high 21 points on 9-of-10 shooting from the field and a perfect 3-of-3 showing from downtown. He joined the starting lineup on Dec. 4 and averages 15.8 minutes and 4.9 points per game. He shoots 40.0 percent from the floor and 33.9 percent from deep with 19 made trifectas. He adds 50 rebounds, 49 assists and 23 steals.

LAST TIME VS THE BRONCOS

Another stifling defensive performance by Akron field to its third consecutive road win as the Zips defeated Western Michigan 63-55 on Saturday at Read Fieldhouse. Senior Xavier Castaneda led the Zips scoring with 32 points, his third 30-plus point effort of the season. Castaneda swiped three of the Zips eight total steals and grabbed seven rebounds. Junior Enrique Freeman led the team on the glass, securing 11 rebounds and junior Greg Tribble added nine points while graduate Trendon Hankerson grabbed six rebounds.

Akron (13-6, 5-1 MAC) scored 16 points off turnovers, forcing Western Michigan (6-13, 2-4 MAC) into 15 total miscues. The Zips swarming defense limited the Mid-American Conference's third leading scorer, Lamar Norman Jr. (19.1 ppg), to score only six points in the contest. Norman attempted only three field goals in the first half to finish the initial 20 minutes with only one point. The Zips forced Norman into five turnovers as he ended the game shooting 2-of-8 from the field and 1-of-6 from deep as Tribble was the primary defender for Akron.

Akron only connected with 36.5 percent for their shots from the field (23-of-63), while collecting 22 points in the paint. The Broncos edged the Zips on the glass 47-31 which led to 11 second chance points. Akron used a 9-2 run to take a 16-8 early in the game, and the advantage grew to 25-16 by the 7-minute mark. After a pause in action, the Broncos used an 8-0 run to cut the Zips lead to one point (25-24) and the home team eventually knotted the game 30-30 before the break. Castande

Castaneda scored the Zips final xx points and held Norman without a field goal 0-3 with one point. Zips caused 10 first-half turnovers en route to 11 points from the Broncos miscues. Five steals, three by Castaneda drilled a stepback jumper from the top of the key as time expired to give Akron a 32-30 halftime advantage.

Broncos open second half on 7-0 run to take a brief lead by as many as five points 39-34, but the lead didn't last as Akron came roaring back with six unanswered points. The Zips eventually reclaimed control of the scoreboard 42-41 and outscored WMU 21-14 the rest of the way.

ON THE ROAD



AKRON'S RECORD WHEN...

At home	13-1
On the road	5-4
Neutral	1-3
Playing on National TV	2-2
In overtime	1-0
In games decided by 1-2 points	1-0
In games decided by 3-5	3-1
In games decided by 6-10 points	3-3
In games decided by 11-20 points	7-3
In games decided by 21 or more	4-0
Scoring First	14-1
Leading at half	12-2
Tied at half	3-0
Trailing at half	2-6
Leading with 10:00 remaining	13-2
Trailing with 10:00 remaining	6-6
Tied with 10:00 remaining	0-0
Leading with 5:00 remaining	15-2
Trailing with 5:00 remaining	3-6
Tied with 5:00 remaining	1-0
UA shoots 50% or better	10-1
UA shoots less than 50%	8-7
UA shoots better than opponent	15-2
UA shoots worse than opponent	4-6
UA shoots the same FG% as opponent	0-0
Opponent shoots 50% or better	4-3
UA out-rebounds opponent	13-4
Opponent out-rebounds UA	5-4
Rebounds are tied	1-0
UA shoots 70% or better at FT line	13-4
UA has more FT attempts	13-2
Opponent has more FT attempts	4-6
FT attempts are tied	1-0
UA shoots 40% or better from 3-point	-5
UA shoots under 40% from 3-point	11-3
UA has more turnovers than opponent	4-6
UA has less turnovers than opponent	13-2
Turnovers are tied	2-0
UA scores 90-plus points	1-0
UA scores 80-89 points	8-1
UA scores 70-79 points	4-1
UA scores 60-69 points	4-1
UA scores 50-59 points	0-5
UA scores 49 or less points	0-0
Opponent scores 90-plus points	0-1
Opponent scores 80-89 points	2-1
Opponent scores 70-79 points	3-4
Opponent scores 60-69 points	3-2
Opponent scores 50-59 point	9-0
Opponent scores 49 or less points	1-0

AKRON STREAKS...

Current Streak	Won 2
Home Court Streak	Lost 1
Road Streak	Won 1
Neutral Court Streak	Lost 2
Last 5 Games	3-2
Last 10 Games	8-2

AKRON BY MONTH...

November	3-4
December	5-1
January	8-1
February	3-2
March	0-0

AKRON BY DAY OF THE WEEK...

Sunday	2-0
Monday	3-0
Tuesday	6-2
Wednesday	1-1
Thursday	0-1
Friday	4-3
Saturday	3-1

Akron is 5-5 in true road games this season, Falling to Toledo (84-63) before defeating EMU (78-51). The Zips also fell at Ohio (90-81) before winning four straight games after snapping a three-game setback streak at Bowling Green (74-70) and following with wins at Central Michigan (69-51), Western Michigan (63-55) and Buffalo (81-64). Akron fell to Ball State (70-63), Marshall (68-57) and Bradley (74-55). The Zips are 1-3 in neutral site games this season. Akron finished 8-4 on the road in 2021-22, dropping the season opening game to Ohio State (67-66) as time expired and defeating Wright State by a decisive 18 points (66-48). The Zips second road setback came against Kent State (67-55) in the first installment of the 2021-22 Wagon Wheel series. Zips bounced back with 91-66 win over Bowling Green and a 60-56 win over Central Michigan. The Zips fell at Toledo (84-76). Zips defeated Miami (71-59) and NIU (70-64) in back-to-back road contests but fell to WMU (61-57). Akron defeated Eastern Michigan 67-48, Ohio (91-83) and Ball State (79-60) to end the season.

LAST TIME OUT

Akron men's basketball fell 84-63 in the second meeting of the season against the Toledo at Savage Arena on Tuesday.

The Zips (19-9, 11-4 MAC) had four players score in double figures as junior Enrique Freeman (Cleveland, Ohio) led the way with 18 points and nine rebounds. Senior Xavier Castaneda (Chicago, Ill.) and junior Greg Tribble (Cincinnati, Ohio) followed with 12 points each, while junior Sammy Hunter (Nassau, Bahamas) registered 11 points.

The Rockets (22-6, 13-2 MAC) led from wire-to-wire as the home team secured their 12-straight win and claimed sole possession of first place in the Mid-American Conference standings with three regular season games remaining.

Akron was unable to find their footing from deep, missing the mark on their first 16 attempts from beyond the 3-point arc. The Zips shot 44.1 percent from the floor and finished the game shooting 4-of-21 from deep. The Zips and the Rockets were deadlocked on the glass (34-34), while Toledo edged the Zips 7-10 in the turnover battle.

Setric Millner Jr. and JT Shumate delivered 40 of the Rockets' 84 total points, scoring 40 apiece, while RayJ Dennis 17 points.

CASTANEDA NAMED MAC PLAYER OF THE WEEK

Senior guard Xavier Castaneda was named Mid-American Conference Player of the Week after leading Akron to a pair of wins and sole possession of first place in the regular season MAC standings as the Zips defeated Buffalo on the road (81-64) and rival Kent State at home (67-55), the league announced Monday.

Akron is riding an eight-game winning streak and 12-0 at The JAR as Castaneda averaged 28 points per game on 61.5 percent shooting from the floor (16-of-26), including an impressive 70.6 percent from beyond the 3-point arc (12-of-17) and 80.0 percent from the charity stripe (12-of-15). He added six rebounds, one assist, one steal and one blocked shot. Castaneda scored 56 total points for the week.

He opened the week with 32-points, his third 32-point effort in four games. Castaneda buried 10-of-12 shots from the field, including a 7-of-8 performance from downtown and 5-of-6 from the free throw line. He grabbed three boards with an assist and a block.

In the Wagon Wheel showdown, the Chicago native, registered 24 points to pace the Zips over their rival Kent State. He shot 6-of-14 from the floor and 5-of-9 from long distance. He sank 7-of-9 bonus buckets with three rebounds and a steal.

FREEMAN NAMED MAC PLAYER OF THE WEEK X3

Junior forward Enrique Freeman was named Mid-American Conference Player of the Week three times, most recently this week (Feb. 20) as well as on Jan. 9 and 30. Freeman earned his third award by posting back-to-back double-doubles (14th and 15th) to help guide Akron to pair of wins over Eastern Michigan (78-51) and Buffalo (86-66). He averaged a double-double with 21.5 points and 12.5 rebounds per game. Freeman shot 64.0 percent from the field (16-of-25), scoring 43 total points while grabbing 25 total rebounds, consisting of six offensive boards and 19 defensive caroms. He added five assist, three blocked shots and one steal.

Freeman earned his second award after leading Akron to a pair of home wins over Miami (73-68) and Ohio (83-77) at home. Freeman averaged a double-double with 22.5 points and 11.5 rebounds while shooting 76.0 percent from the floor (19-of-25). He added four assists and a blocked shot while grabbing 16 defensive rebounds and seven offensive boards. Freeman had an incredible performance to lift the Zips over the Bobcats, recording 10th double-double of the season with a career-high 32 points and 15 rebounds. He shot 77.8 percent from the floor (14-of-18) and dished out two assists while grabbing 11 defensive rebounds. Against Miami, Freeman scored 13 points on 5-of-7 shooting from the field and grabbed eight rebounds with two assists.

In the opening week of MAC play, Freeman led the Zips to a 1-1 overall mark by averaging a double-double with 25 points and 14.5 rebounds. Freeman posted is seventh and eighth double-double of the season. He shot 61.3 percent from the field (19-of-31) and 75.0 percent from the free throw line (12-of-16) while adding five steals, three assist and two blocked shots. In the MAC opener, Freeman registered a (then) career-high 27 points and matched a season-best 15 rebounds en route to a 76-51 win over Northern Illinois at the JAR. He shot 55.6 percent from the field (10-of-18) and added a 70.0 percent showing from the charity stripe (7-of-10) and also swiped team-best three steals with two assists. In the second MAC game of the week, a 70-63 setback at Ball State, Freeman led all scorers with 23 points and grabbed a game-high 14 rebounds. He shot 69.2 percent from the field (9-of-13) with an 83.3 performance from the free throw line (5-of-6), while adding two blocks, two steals and one assist.



1,000 CAREER POINT CLUB

Rk.	Pts.	(Games)
1.	2,583*	Joe Jakubick, 1980-84 (108)
2.	2,028	Len Paul, 1969-73 (107)
3.	1,810	Eric McLaughlin, 1985-89 (115)
4.	1,657	John Britton, 1975-79 (91)
5.	1,630	Bill Turner, 1962-67 (106)
6.	1,587	Loren Cristian Jackson, 2018-21 (87)
7.	1,577	Jimmal Ball, 1997-2000 (107)
8.	1,491	Romeo Travis, 2004-07 (122)
9.	1,445	Don Williams, 1963-67 (107)
10.	1,442	Alex Adams, 1959-61 (85)
11.	1,437	Bob Smith, 1964-68 (102)
12.	1,425	Mike Harkins, 1951-56 (65)
13.	1,415	Mark Alberts, 1988-93 (106)
14.	1,413	Shawn Roberts, 1985-89 (117)
15.	1,377	Darryl Peterson, 2002-06 (122)
16.	1,374	Isaiah Johnson, 2013-2017 (136)
17.	1,319	Jim Fenton, 1951-54 (66)
18.	1,283	Jami Bosley, 1998-2000 (75)
19.	1,265	Zeke Marshall, 2010-13 (138)
20.	1,259	Jimond Ivey, 2015-2019 (133)
21.	1,258	Fritz Nagy, 1943-47 (63)
22.	1,229	Fred Golding, 1955-59 (97)
23.	1,217	Bob Whaley, 1956-60 (99)
24.	1,215	George Phillips, 1996-2000 (109)
25.	1,210	Jerry Sloan, 1964-68 (100)
26.	1,193	Climon Lee, 1957-61 (95)
27.	1,190	Derrick Tarver, 2003-04 (55)
28.	1,185	Anthony Buford, 1987-90 (80)
29.	1,158	Nikola Cvetinovic, 2009-12 (141)
30.	1,152	Ray Pryear, 1955-59 (91)
31.	1,151	Jeremiah Wood, 2004-08 (101)
32.	1,147	Daniel Utomi, 2015-2019 (97)
33.	1,143	Ryan Andrick, 1996-2000 (102)
34.	1,142	Brett McKnight, 2007-11 (125)
35.	1,136	Andy Hipsher, 2000-04 (120)
36.	1,120	Cedrick Middleton, 2005-08 (130)
37.	1,108	Marcel Boyce, 1985-87 (59)
38.	1,091	Demetrius Treadwell, 2012-2014 (96)
39.	1,087	Nick Dials, 2006-08 (101)
40.	1,086	Larry Jenkins, 1970-74 (75)
41.	1,080	Enrique Freeman, 2019-Pres (92)
42.	1,055	Bobby Walker, 1946-50 (75)
43.	1,046	Dru Joyce, 2004-07 (123)
44.	1,041	Hank Vaughn, 1946-50 (75)
45.	1,023	Nate Linhart, 2006-09 (134)
46.	1,019	Antino Jackson, 2014-2017 (106)
	1,019	Xavier Castaneda, 2020-23, (60)
48.	1,013	Sam Serves, 1942-47 (94)

*Top 50 in NCAA history

GROCE DEBUTS WITH A WIN

Zips' head coach John Groce has spent over two decades on the sidelines of a basketball court as a coach and enters his 15th season as the lead man, and sixth at Akron. On April 6, 2017, Groce was named the 22nd head coach in Akron Basketball history.

On Nov. 11, 2017, Groce and the Zips accomplished something that has only been done 10 times in Akron's history, debuting a coaching career with a win. Akron defeated Cleveland State 67-57 in Groce's Akron coaching debut to become the first coach since the 1984-85 season to win their initial game.

In fact, the last coach to start his Akron career with a win was Bob Huggins during the 1984-85 season against Western Illinois, 64-57. Prior to Huggins, six coaches were unsuccessful in accomplishing that feat since Thomas Dowler did so in 1939-40 against Franklin, 34-25.

RETURN TO THE CAYMAN ISLANDS CLASSIC

The Akron men's basketball team placed fourth overall at the 2022 Cayman Islands Classic as the Zips fell 62-58 to Nevada at John Gray Gymnasium. The Zips finished the tournament 1-2, defeating Western Kentucky (72-53) to advance to the semifinals before falling to LSU (73-58). Xavier Castaneda earned All-Tournament team honors. In three games, Jackson averaged 18.3 points, 4.3 rebounds and 2.7 assists. Castaneda posted a 28-point performance against LSU.

In 2018, Akron went 1-2 in its inaugural Cayman Islands Classic appearance at John Gray Gymnasium. The Zips opened against No. 16 ranked Clemson, falling 72-69. Akron and Illinois State battled in the second game as the Redbirds posted a 73-68 win. The Zips played St. Bonaventure in their final game and rallied to a 61-49 win. Loren Cristian Jackson earned All-Tournament team honors. In three games, Jackson averaged 16.3 points, 4.3 Assists and 2.3 rebounds. Jackson opened the tournament with a 25-point performance against No. 16 ranked Clemson.

CAYMAN ISLANDS CLASSIC RECAP

Akron advanced to the semifinal round of the 2022 Cayman Islands Classic after defeating Western Kentucky 72-53. Enrique Freeman registered his third double-double of the season as he led the Zips with 18 points and 11 rebounds. Greg Tribble matched Freeman's team-high 11 rebounds as the Zips owned the glass, posting a lopsided 43-16 rebounding advantage. Xavier Castaneda followed with 16 points, while three players recorded nine points - Tribble, Tendon Hankerson and Nate Johnson. Johnson shot perfect from downtown, draining all three of his 3-point attempts, while Hankerson (2 of 4) and Tribble (1 of 2) shot 50-percent from beyond the arc.

Akron held a two-point lead at halftime, but couldn't overcome an 8-2 run to open the second half as LSU defeated the Zips 73-58 in the semifinal round of the 2022 Cayman Island Classic. Xavier Castaneda led Akron in scoring with a game-high 28 points while adding six rebounds and four assists. Sammy Hunter followed with 13 points and Enrique Freeman grabbed a game-high 10 rebounds. Akron won the battle of the glass, outrebounding LSU 36-31.

Akron placed fourth overall at the 2022 Cayman Islands Classic as the Zips fell 62-58 to Nevada. Freshman Tavari Johnson (Chicago, Ill.) led the Zips offense with a career-high 21 points on 9-of-10 shooting from the field, including a perfect 3-of-3 from beyond the 3-point arc. Xavier Castaneda followed in scoring for Akron with 11 points, while Enrique Freeman added nine points and a team-best nine rebounds. Tendon Hankerson pulled down a second-best seven rebounds as the Zips and Wolf Pack were deadlocked at 33 rebounds apiece.

FREEMAN 2022-23 LOU HENSON NATIONAL PLAYER OF THE YEAR WATCH LIST

Junior Enrique Freeman (Cleveland, Ohio) has been named to the 2022-23 Lou Henson National Player of the Year Watch List, CollegInsider.com announced on Wednesday (Nov. 23). Freeman is one of 50 players on the watch list and one of four from the Mid-American Conference to be considered for the 2022-23 mid-major national player of the year award. Freeman is joined by Emoni Bates (Eastern Michigan), Sincere Carry (Kent State) and RayJ Dennis (Toledo).

AKRON BASKETBALL AT A GLANCE

The Zips return nine players from last season's championship squad and adds six newcomers headlined by transfers graduate Tendon Hankerson (Novi, Mich.) and junior Sammy Hunter (Nassau, Bahamas). Also joining the Blue and Gold for 2022-23 are freshmen Tavari Johnson (Chicago, Ill.), Amani Lyles (Columbus, Ohio), Prince Mosengo (Congo, Africa) and Ryan Prather, Jr. (Clarksburg, Md.).

- Akron is 40-16 over the last three years in MAC play, best winning percentage (.714) in the conference
- 2022 Mid-American Conference Tournament Champions
- Posted a 24-10 record, including 14-6 mark in league play
- The 2019-20 MAC regular season champions finished with school-record 24 regular season wins (postseason cancelled due to COVID-19)
- Akron entered the 2022 NCAA Tournament with an eight-game winning streak

ZIPS IN THE MAC TOURNAMENT

Akron is 35-20 all-time in the MAC Tournament, 27-9 in its last 36 tournament games. The Zips have won at least one game in the MAC Tournament every year since the 2004-05 season and set an unprecedented 15-of-17 semifinal appearances. The Zips' runs of the consecutive title game (7) and semifinal appearances (13) are the longest streaks in MAC history. The Zips are 29-14 at Rocket Mortgage FieldHouse. Akron is 7-6 in opening round games, 1-0 second round, 12-4 in the quarterfinals, 10-4 semifinals, and 5-6 in title games.

AKRON'S RUN TO THE DANCE

Akron to the 2022 MAC Tournament Championship and fifth appearance all-time in the NCAA Tournament. The Zips finished the season 24-10 overall record with a 14-6 league mark, finishing tied for third in regular-season MAC play. As the fourth seed, the Zips defeated fifth-seeded Buffalo (70-68) and top-seeded Toledo (70-62) before posting a 20-point win over second-seeded Kent State (75-55) in the MAC title game. The Zips closed out regular season play on a five-game winning streak and added three consecutive wins to secure the 2022 MAC title. After winning eight consecutive contests, Akron entered the NCAA Tournament as a No. 13 seed and played against the No. 4 seed UCLA Bruins in the First Round of the East Region at the Moda Center



MAC STANDINGS

TEAM	MAC	OVERALL	STREAK
Toledo	13-2	22-6	W12
Kent State	12-3	22-6	L1
Ball State	11-4	20-8	W1
Akron	11-4	19-9	L1
Ohio	9-6	17-11	W6
Buffalo	7-8	13-15	W1
Northern Illinois	7-8	11-17	L3
Central Michigan	5-10	10-18	L2
Bowling Green	4-11	10-18	L8
Miami	4-11	10-18	W2
Eastern Michigan	4-11	7-21	W1
Western Michigan	3-12	7-21	L1

MAC TEAM STATISTICS

	Rank	Stat/G
Scoring Offense	8th	72.8
Scoring Defense	2nd	64.9
Scoring Margin	3rd	+7.9
Free Throw %	6th	.722
Field Goal %	10th	.436
Opp. FG%	2nd	.427
3-point %	5th	.349
Opp. 3-point FG %	6th	.341
3-pointers Made	1st	8.8
Total Rebounds	5th	36.2
Opp Rebounds	3rd	32.5
Offensive Rebounds	6th	10.7
Defensive Rebounds	4th	25.5
Rebound Margin	3rd	3.6
Turnover Margin	3rd	1.43
Assist/Turnover Ratio	2nd	1.18
Assists	6th	13.14
Blocked Shots	8th	2.64
Steals	9th	6.14

MAC INDIVIDUAL STATISTICS

	Player	Rank	Stat/G
Scoring	Castaneda	1st	21.4
	Freeman	11th	15.9
Rebounding	Freeman	1st	11.1
	Freeman	3rd	.602
Field Goal %	Freeman	3rd	.839
Free Throw %	Castaneda	5th	.404
3-Point %	Castaneda	9th	.375
	Hankerson	18th	3.5/91
3-Pointers Made	Castaneda	1st	2.3/63
	Hankerson	8th	2.8/72
Assists	Castaneda	16th	2.3/65
	Tribble	24th	-
Assist/TO Ratio	-	-	-
Blocks	Freeman	4th	1.0/27
Steals	Castaneda	25th	33.3
Minutes	Castaneda	11th	32.8
	Hankerson	12th	30.5
	Freeman	19th	-

USA TODAY COACHES POLL

RK	SCHOOL	REC	PTS	PR
1	HOUSTON	25-2	791	2
2	ALABAMA	23-4	753	1
3	UCLA	23-4	716	4
4	KANSAS	22-5	693	7
5	PURDUE	24-4	669	3
6	VIRGINIA	21-4	638	6
7	ARIZONA	24-4	607	8
8	TEXAS	21-6	588	5
9	MARQUETTE	21-6	515	10
10	BAYLOR	20-7	512	9
11	MIAMI-FLORIDA	22-5	437	13
12	GONZAGA	23-5	431	12
13	TENNESSEE	20-7	398	11
14	SAINT MARY'S	24-5	349	17
15	XAVIER	20-7	309	16
16	KANSAS STATE	20-7	299	14
17	INDIANA	19-8	288	15
18	PROVIDENCE	20-7	226	21
19	CREIGHTON	18-9	225	19
20	SAN DIEGO ST.	21-5	180	20
21	IOWA STATE	17-9	174	18
22	NORTHWESTERN	20-7	148	NR
23	CONNECTICUT	20-7	128	23
24	NC STATE	21-7	93	22
25	TEXAS A&M	20-7	87	25

ASSOCIATED PRESS (AP) POLL

RK	SCHOOL	REC	PTS	PR
1	HOUSTON (48)	25-2	1,534	2
2	ALABAMA (7)	23-4	1,448	1
3	KANSAS (7)	22-5	1,409	5
4	UCLA	23-4	1,363	4
5	PURDUE	24-4	1,294	3
6	VIRGINIA	21-4	1,228	7
7	ARIZONA	24-4	1,213	8
8	TEXAS	21-6	1,083	6
9	BAYLOR	20-7	1,013	9
10	MARQUETTE	21-6	968	11
11	TENNESSEE	20-7	887	10
12	GONZAGA	23-5	856	13
13	MIAMI (FLA.)	22-5	833	15
14	KANSAS STATE	20-7	666	12
15	SAINT MARY'S	24-5	650	17
16	XAVIER	20-7	563	16
17	INDIANA	19-8	539	14
18	UCONN	20-7	440	20
19	CREIGHTON	18-9	361	18
20	PROVIDENCE	20-7	350	24
21	NORTHWESTERN	20-7	349	NR
22	SAN DIEGO STATE	21-5	336	21
23	IOWA STATE	17-9	309	19
24	TCU	18-9	162	22
25	TEXAS A&M	20-7	125	NR

MID-MAJOR TOP 25 (FEB. 13)

RK	SCHOOL	REC	PTS	PR
1	SAINT MARY'S (29)	24-5	773	1
2	GONZAGA (2)	23-5	745	2
3	ORAL ROBERTS	25-4	702	3
4	CHARLESTON	26-3	668	4
5	DRAKE	23-6	621	6
6	KENT STATE	22-5	607	7
7	SOUTHERN MISS	24-5	571	5
8	HOFSTRA	22-8	492	13
9	MARSHALL	23-6	465	12
10	TOLEDO	21-6	445	14
11	UTAH VALLEY	21-6	435	15
12	LOUISIANA	21-7	399	8
13	LIBERTY	22-7	372	11
14	FURMAN	22-7	353	10
15	UC SANTA BARBARA	20-6	321	9
16	EASTERN WASHINGTON	21-7	304	17
17	SAM HOUSTON	20-6	289	18
18	BRADLEY	21-8	249	21
19	SANTA CLARA	21-8	195	20
20	SOUTHERN UTAH	18-9	162	22
21	IONA	20-7	130	23
22	SOUTHERN ILLINOIS	20-9	104	16
23	UC IRVINE	19-8	72	NR
24	YOUNGSTOWN STATE	22-7	68	NR
25	KENNESAW STATE	21-8	60	25

NCAA MEN'S BASKETBALL NET RANKINGS

RK	SCHOOL	REC	PR
1	HOUSTON	25-2	1
2	ALABAMA	23-4	2
3	TENNESSEE	20-7	3
4	UCLA	23-4	4
5	PURDUE	24-4	5
6	KANSAS	23-5	6
7	SAINT MARY'S (CA)	23-5	7
8	UCONN	20-7	8
9	TEXAS	21-6	9
10	GONZAGA	22-5	10
11	ARIZONA	24-4	11
12	BAYLOR	20-7	12
13	CREIGHTON	18-9	13
14	MARQUETTE	21-6	14
15	IOWA ST.	17-9	15
16	VIRGINIA	21-4	16
17	SAN DIEGO ST.	20-5	17
18	INDIANA	19-8	18
19	ARKANSAS	18-9	19
20	KANSAS ST.	20-7	20
21	FLA. ATLANTIC	22-3	22
22	TCU	18-10	21
23	BOISE ST.	20-6	23
24	MARYLAND	18-9	24
25	XAVIER	20-7	25
101	AKRON	19-8	98
322	WMU	21-6	321



Ken Pomeroy NCAA Rankings

Scouting Report

Data through games of Thursday, February 23

Conference only

Category	Offense	Defense	D-I Avg
Adj. Efficiency	108.1 114	101.9 108	104.9
Adj. Tempo	64.8 314		67.6
Avg. Poss. Length	18.3 267	17.7 208	17.6
Four Factors			
Effective FG%:	50.6 181	49.5 124	50.5
Turnover %:	16.8 72	18.3 169	18.4
Off. Reb. %:	31.0 100	26.1 73	28.5
FTA/FGA:	32.7 132	27.2 67	31.5
Miscellaneous Components			
3P%:	34.2 173	35.2 251	34.0
2P%:	50.1 189	47.8 79	50.1
FT%:	74.0 101	73.2 259	71.5
Block%:	10.0 283	7.1 273	8.9
Steal%:	8.4 74	8.8 214	9.3
Non-Stl TO%:	8.4 121	9.6 113	9.1
Style Components			
3PA/FGA:	43.1 48	33.8 66	37.4
A/FGM:	50.8 175	48.7 121	51.1
Point Distribution (% of total points)			
3-Pointers:	35.2 63	30.1 195	30.9
2-Pointers:	45.5 320	53.2 103	50.8
Free Throws:	19.3 118	16.7 256	18.3
Strength of Schedule			
Components:	105.0 149	107.0 257	104.9
Overall:	-2.03 196		0.00
Non-conference:	-0.17 164		0.00
Personnel			
Bench Minutes:	26.1% 290		30.8%
D-1 Experience:	2.73 yrs 36		1.91
Minutes Continuity:	47.3% 143		41.5%
Average Height:	75.0" 362		77.1"
2-Foul Participation:	35.0% 56		22.2%

Ken Pomeroy MAC Rankings

Scouting Report

Data through games of Thursday, February 23

Conference only

Category	Offense	Defense	D-I Avg
Efficiency	113.9 3	100.6 2	104.9
Tempo	66.4 12		67.6
Avg. Poss. Length	18.0 11	18.1 12	17.6
Four Factors			
Effective FG%:	53.0 6	49.5 2	50.5
Turnover %:	15.9 4	18.4 4	18.4
Off. Reb. %:	31.3 7	26.5 2	28.5
FTA/FGA:	33.5 9	32.6 3	31.5
Miscellaneous Components			
3P%:	35.5 6	33.2 4	34.0
2P%:	52.7 4	49.3 2	50.1
FT%:	76.5 3	74.3 11	71.5
Block%:	9.4 11	8.2 3	8.9
Steal%:	7.4 3	8.1 9	9.3
Non-Stl TO%:	8.4 3	10.2 2	9.1
Style Components			
3PA/FGA:	43.1 1	35.5 4	37.4
A/FGM:	49.9 6	45.9 4	51.1
Point Distribution (% of total points)			
3-Pointers:	34.9 1	28.7 11	30.9
2-Pointers:	45.6 12	51.6 4	50.8
Free Throws:	19.5 6	19.6 6	18.3
Strength of Schedule			
Components:	105.0 149	107.0 257	104.9
Overall:	-2.03 196		0.00
Non-conference:	-0.17 164		0.00
Personnel			
Bench Minutes:	26.1% 290		30.8%
D-1 Experience:	2.73 yrs 36		1.91
Minutes Continuity:	47.3% 143		41.5%
Average Height:	75.0" 362		77.1"
2-Foul Participation:	35.0% 56		22.2%

WHAT IS A ZIP?

- One of the unique nicknames in collegiate athletics belongs to The University of Akron.
- Originally Zippers, athletic director Kenneth "Red" Cochrane officially shortened the nickname to the Zips in 1950. Twenty-five years earlier a campus-wide contest had been conducted to choose a nickname for the University's athletics teams.
- Suggestions submitted by students, faculty, and alumni included GoldenBlue Devils, Tip Toppers, Rubbernecks, Hillbillies, Kangaroos, and Cheveliers.
- The winner, freshman Margaret Hamlin, received a prize of \$10 for Zippers, a \$6 pair of rubber overshoes and a brand name of the BF Goodrich Company.
- The evolution of Zippy, UA's mascot, began 40 years ago when the student council decided the University needed a mascot.
- "Zippy" the kangaroo was officially declared the school's mascot on May 1, 1953. The first known printed reference to the mascot as "Zippy" was a 1965 Zip football press brochure. The Buchtelite's first use of the name "Zippy" came Sept. 24, 1965, in an identification of a photo of the cheerleaders listing "Mascot - 'Zippy' - Charles Huettner."
- In 2007, Zippy was named the Capital One National Mascot of the Year.

REGULAR SEASON TOURNAMENTS

Akron is 68-46 all-time and 47-39 in the Division I era (since 1980) in regular season tournaments and 8-11 over the last six years under Groce. Akron posted a 1-2 record at the 2022 Cayman Islands Classic, defeating Western Kentucky and advancing to the semifinals before falling to LSU and finishing fourth overall after falling to Nevada. The Zips registered a 1-2 record in the 2021 Gulf Coast Showcase, 3-1 record in the Global Sports Shootout and 1-1 mark in the DC Holiday Hoops Fest. In 2018-19, the Zips went 2-2 at the Cayman Island Classic, and in Groce's first season, Akron posted an 0-3 mark at the 2018 Diamond Head Classic. Akron has posted multiple wins in 13 of the last 16 in-season tournaments, including three championships. The Zips won two tournaments in 2016-17, the Savannah Invitational (4-0) and Don Haskins Sun Bowl Invitational (2-0). In 2015-16, Akron went 2-0 at the Las Vegas Holiday Hoops Classic to claim the title. In 2014-15, Akron posted a 2-1 record in the Gildan Charleston Classic following the previous tournament runs at the Puerto Rico Tip-Off (2012, 2-1), 2K Sports Classic (2011, 2-2), the Las Vegas Holiday Hoops Classic (2010, 3-1), the Glenn Wilkes Classic (2009, 2-2), the Legends Classic (2008, 2-2), the Top of the World Classic (2007, 2-1) and the San Juan Shootout (2005, 2-1).

BEST START TO A SEASON


The 2015-16 Akron Zips started the season with a 3-0 winning streak. The three consecutive wins to open the season marks the best start in the Division I era of Akron men's basketball history. In addition, the 13-2 start was the best opening to a season in Akron basketball's Division I era, while the Zips win over the Arkansas Razorbacks marked the fifth consecutive season the Zips posted a win over a Power Five Conference opponent.

STARTING THE SEASON OFF RIGHT

The Zips are 75-47 (.610) all-time in season openers with a 61-12 (.829) home record and 14-35 (.285) on the road. Since the 2004-05, UA is 13-6 (.667) when opening the season, standing 10-1 (.875) at home, 3-5 (.429) on the road and 4-1 (.800) under head coach John Groce.


Akron owns a 100-21 (.822) home-opening record and 36-4 (.897) at Rhodes Arena. The Zips have been winners in the last 20-of-21 home opening games. Akron is 19-8 in MAC openers, 11-1 at home since joining the league in 1992. Over the last 16 seasons, the Zips are 13-3 in MAC openers and 7-1 at home. Akron has won the last 8-of-9 MAC openers.

Akron is 22-8 in MAC openers since joining the league in 1992. Over the last 16 seasons, the Zips are 13-3 in MAC openers. Akron has won the last 13-of-14 MAC openers, including a 4-1 mark under head coach John Groce. The Zips fell in Groce's initial MAC opener, but have won four straight leading into the 2022-23 opener.



0

AMANI LYLES
Freshman • F
Columbus, Ohio



1

GARVIN CLARKE
Sophomore • G
Nassau, Bahamas




2

GREG TRIBBLE
Junior • G
Cincinnati, Ohio



3

KOBE MITCHELL
Freshman • G
Cadiz, Ohio



4

TRENDON HANKERSON
Graduate • G
Novi, Mich.



5

TAVARI JOHNSON
Freshman • G
LaGrange Park, Ill.



10

RYAN PRATHER JR.
Freshman • G
Clarksburg, Md.



11

SAMMY HUNTER
Junior • C
Senegal, Africa



12

PAT MAYFIELD
Freshman • G
Elgin, Ill.



13

XAVIER CASTANEDA
Senior • G
Chicago, Ill.



20

EVAN WILSON
Sophomore • G
Noblesville, Ind.



22

MIKAL DAWSON
Junior • G
Huntington, W.Va.



23

PRINCE MOSENGO
Freshman • F
DR Congo, Africa



25

ENRIQUE FREEMAN
Junior • F
Cleveland, Ohio



34

NATE JOHNSON
Freshman • G
Liberty Township, Ohio



JOHN GROCE
Head Coach



DUSTIN FORD
Associate Head Coach



ROB FULFORD
Assistant Coach



ROBBY PRIDDEN
Assistant Coach



JON EKEY
Director of Basketball Operations



NUMERICAL ROSTER

No.	Name	Pos.	Ht.	Wt.	Yr.	Hometown (High School Previous School)
0	Amani Lyles	F	6-7	226	Fr.	Columbus, Ohio Beechcroft
1	Garvin Clarke	G	6-0	184	So.	Nassau, Bahamas Euclid Cleveland Heights
2	Greg Tribble	G	6-1	195	Jr.	Cincinnati, Ohio Winton Woods Huntington Prep
3	Kobe Mitchell	G	6-2	190	Fr.	Cadiz, OH Harrison Central
4	Trendon Hankerson	G	6-2	185	Gr.	Novi, Mich Novi Northern Illinois
5	Tavari Johnson	G	5-11	155	Fr.	LaGrange Park, Ill. Lyons
10	Ryan Prather Jr.	G	6-5	205	Fr.	Clarksburg, Md. Clarksburg
11	Sammy Hunter	F	6-9	225	Jr.	Nassau, Bahamas British Columbia Christian Prep Ole Miss
12	Pat Mayfield	G	6-5	185	Fr.	Elgin, Ill. Burlington Central
13	Xavier Castaneda	G	6-1	188	Sr.	Chicago, Ill. Whitney Young South Florida
20	Evan Wilson	G	6-2	200	So.	Noblesville, Ind. Noblesville
22	Mikal Dawson	W	6-5	222	Jr.	Huntington, W.Va. Huntington Prep
23	Prince Mosengo	F	6-8	205	Fr.	DR Congo, Africa Victory Rock Prep Keystone Academy
25	Enrique Freeman	F	6-7	206	Jr.	Cleveland, Ohio St. Martin De Porres High School
34	Nate Johnson	G	6-3	204	Fr.	Liberty Township, Ohio Lakota East

G - Guard, W - Wing, F - Frontcourt

ALPHABETICAL ROSTER

No.	Name	Pos.	Ht.	Wt.	Yr.	Hometown (High School Previous School)
13	Xavier Castaneda	G	6-1	188	Sr.	Chicago, Ill. Whitney Young South Florida
1	Garvin Clarke	G	6-0	184	So.	Nassau, Bahamas Euclid Cleveland Heights
22	Mikal Dawson	W	6-5	222	Jr.	Huntington, W.Va. Huntington Prep
25	Enrique Freeman	F	6-7	206	Jr.	Cleveland, Ohio St. Martin De Porres High School
4	Trendon Hankerson	G	6-2	185	Gr.	Novi, Mich Novi Northern Illinois
11	Sammy Hunter	F	6-9	225	Jr.	Nassau, Bahamas British Columbia Christian Prep Ole Miss
5	Tavari Johnson	G	5-11	155	Fr.	LaGrange Park, Ill. Lyons
34	Nate Johnson	G	6-3	204	Fr.	Liberty Township, Ohio Lakota East
0	Amani Lyles	F	6-7	226	Fr.	Columbus, Ohio Beechcroft
12	Pat Mayfield	G	6-5	185	Fr.	Elgin, Ill. Burlington Central
3	Kobe Mitchell	G	6-2	190	Fr.	Cadiz, OH Harrison Central
23	Prince Mosengo	F	6-8	205	Fr.	DR Congo, Africa Victory Rock Prep Keystone Academy
10	Ryan Prather Jr.	G	6-5	205	Fr.	Clarksburg, Md. Clarksburg
2	Greg Tribble	G	6-1	195	Jr.	Cincinnati, Ohio Winton Woods Huntington Prep
20	Evan Wilson	G	6-2	200	So.	Noblesville, Ind. Noblesville

G - Guard, W - Wing, F - Frontcourt

Head Coach: **John Groce** (Taylor 1994) - 15th season - 6th season at Akron

Associate Head Coach: Dustin Ford (Ohio 2001), Assistant Coaches: Rob Fulford (Marshall 1997), Robby Pridgen (Roanoke 2003)

Director of Basketball Operations: Jon Ekey (Illinois State 2013), Assistant Operations: Blaine Calhoun (Cincinnati 2019)


Graduate Assistants: Devan Morrow (Ohio State 2020), Peter Farkas (SUNY Brockport 2022),

PRONUNCIATION GUIDE

13	Xavier Castaneda (Cast-a-Nay-duh)
22	Mikal (Michael) Dawson



O · AMANI LYLES · FR · F · COLUMBUS, OHIO



SEASON STATS

Opponent	Date	GS	MIN	Total		3-Pointers		Free throws		Rebounds				PF	A	TO	BLK	STL	PTS	AVG
				FG-FGA	PCT	3FG-3FGA	PCT	FT-FTA	PCT	OFF	DEF	TOT	AVG							
South Dakota St.	11/07/2022		03:54	0-1	.000	0-0	.000	0-0	.000	0	0	0	0.0	2	0	0	1	0	0	0.0
vs Mississippi St.	11/11/2022		04:10	0-0	.000	0-0	.000	0-0	.000	0	0	0	0.0	0	0	1	0	0	0	0.0
Morgan St.	11/15/2022		04:26	1-2	.500	0-0	.000	0-1	.000	3	0	3	1.0	0	0	0	0	0	2	0.7
vs Western Ky.	11/21/2022		02:08	0-0	.000	0-0	.000	0-0	.000	0	0	0	0.8	1	0	0	0	0	0	0.5
vs LSU	11/22/2022		02:34	1-2	.500	0-0	.000	0-0	.000	0	0	0	0.6	0	0	0	0	0	2	0.8
vs Nevada	11/23/2022		00:40	0-0	.000	0-0	.000	0-0	.000	0	0	0	0.5	0	0	0	0	0	0	0.7
at Marshall	11/30/2022		02:00	0-1	.000	0-0	.000	0-0	.000	0	1	1	0.6	1	0	0	0	1	0	0.6
Muskingum	12/04/2022		13:27	1-2	.500	0-0	.000	3-8	.375	6	3	9	1.6	1	1	1	1	0	5	1.1
Wright St.	12/14/2022		02:24	0-0	.000	0-0	.000	0-0	.000	1	0	1	1.6	2	0	1	0	0	0	1.0
Maine	12/19/2022		08:57	3-5	.600	0-0	.000	3-3	1.000	2	0	2	1.6	2	0	1	1	2	9	1.8
at Bradley	12/22/2022		09:54	1-2	.500	0-0	.000	0-0	.000	0	1	1	1.5	3	1	1	1	1	2	1.8
Concord	12/30/2022		06:36	0-0	.000	0-0	.000	0-0	.000	0	0	0	1.4	1	0	1	0	0	0	1.7
NIU	01/03/2023		07:39	1-1	1.000	0-0	.000	1-1	1.000	0	1	1	1.4	3	0	1	0	1	3	1.8
at Ball St.	01/06/2023		05:06	0-1	.000	0-0	.000	2-2	1.000	0	0	0	1.3	4	0	1	1	2	2	1.8
at Bowling Green	01/10/2023		01:21	0-1	.000	0-0	.000	0-0	.000	1	0	1	1.3	0	0	0	0	0	0	1.7
Eastern Mich.	01/13/2023		08:42	4-8	.500	0-1	.000	2-2	1.000	1	0	1	1.3	5	1	0	0	0	10	2.2
at Central Mich.	01/17/2023		09:47	3-4	.750	0-0	.000	1-1	1.000	1	2	3	1.4	2	0	0	1	0	7	2.5
at Western Mich.	01/21/2023		03:20	0-0	.000	0-0	.000	0-0	.000	0	0	0	1.3	0	0	0	0	0	0	2.3
Miami (OH)	01/24/2023		03:35	0-0	.000	0-0	.000	2-2	1.000	0	0	0	1.2	0	0	0	1	1	2	2.3
at Buffalo	01/31/2023		01:44	0-1	.000	0-0	.000	0-0	.000	0	0	0	1.2	1	0	0	0	0	0	2.2
Toledo	02/07/2023		04:43	1-2	.500	0-0	.000	0-0	.000	0	0	0	1.1	1	0	0	0	0	2	2.2
at Ohio	02/10/2023		02:38	0-0	.000	0-0	.000	0-0	.000	0	0	0	1.0	1	0	0	0	0	0	2.1
at Eastern Mich.	02/14/2023		03:01	0-0	.000	0-0	.000	0-1	.000	0	0	0	1.0	1	1	0	0	0	0	2.0
Buffalo	02/18/2023		02:24	0-0	.000	0-0	.000	0-0	.000	0	0	0	1.0	1	0	0	0	0	0	1.9
at Toledo	02/21/2023		03:09	1-3	.333	0-0	.000	0-2	.000	1	0	1	1.0	0	0	0	0	0	2	1.9
Totals		0	118:19	17-36	.472	0-1	.000	14-23	.609	16	8	24	1.0	32	4	8	7	8	48	1.9

Player Averages

Games Played	Minutes/game	Points/game	FG Pct	3FG Pct	FT Pct	Rebounds/game	Assists/game	Turnovers/game	Assist/Turnover ratio	Steals/game	Blocks/game
25	4.7	1.9	47.2	0.0	60.9	1.0	0.2	0.3	0.5	0.3	0.3

CAREER STATS

				Field Goals		3-Point		F-Throws		Rebounds				Scoring						
SEASON	TEAM	GP-GS	MIN/AVG	FG-FGA	FG%	3FG-3FGA	3FG%	FT-FTA	FT%	OFF	DEF	TOT	AVG	PF-FO	A	TO	BLK	STL	PTS	AVG
2022-23	UA	25-0	118/4.7	17-36	.472	0-1	.000	14-23	.609	16	8	24	1.0	32-1	4	8	7	8	48	1.9
TOTAL		25-0	118/4.7	17-36	.472	0-1	.000	14-23	.609	16	8	24	1.0	32-1	4	8	7	8	48	1.9

Single Game Highs

Statistic	Value	
Points	10	vs Eastern Mich. 01/13/23
Rebounds	9	vs Muskingum 12/04/22
Assists	1	4 times
Steals	2	vs Maine 12/19/22, at Ball St. 01/06/23
Blocks	1	7 times
FG Made	4	vs Eastern Mich. 01/13/23
FG Attempts	8	vs Eastern Mich. 01/13/23
3FG Attempts	1	vs Eastern Mich. 01/13/23
FT Made	3	vs Muskingum 12/04/22, vs Maine 12/19/22
FT Attempts	8	vs Muskingum 12/04/22



1 • GARVIN CLARKE • SO • G • NASSAU, BAHAMAS



SEASON STATS

Opponent	Date	GS	MIN	Total		3-Pointers		Free throws		Rebounds				PF	A	TO	BLK	STL	PTS	AVG
				FG-FGA	PCT	3FG-3FGA	PCT	FT-FTA	PCT	OFF	DEF	TOT	AVG							
South Dakota St.	11/07/2022		22:21	0-5	.000	0-3	.000	0-0	.000	1	3	4	4.0	2	0	1	1	0	0	0.0
vs Mississippi St.	11/11/2022		22:35	2-5	.400	1-4	.250	3-5	.600	2	1	3	3.5	2	4	2	0	1	8	4.0
Morgan St.	11/15/2022		23:56	1-4	.250	0-2	.000	0-0	.000	2	2	4	3.7	1	0	1	1	0	2	3.3
vs Western Ky.	11/21/2022		14:32	1-3	.333	1-3	.333	1-2	.500	1	1	2	3.3	2	0	2	0	0	4	3.5
vs LSU	11/22/2022		17:04	1-6	.167	0-3	.000	0-0	.000	1	0	1	2.8	1	1	1	0	0	2	3.2
vs Nevada	11/23/2022		07:58	0-1	.000	0-0	.000	0-0	.000	0	2	2	2.7	0	0	0	0	0	0	2.7
at Marshall	11/30/2022		11:23	1-3	.333	0-1	.000	0-0	.000	2	0	2	2.6	1	0	0	0	0	2	2.6
Muskingum	12/04/2022		18:15	1-3	.333	0-1	.000	0-0	.000	0	2	2	2.5	3	3	3	0	3	2	2.5
Eastern Mich.	01/13/2023		08:15	0-0	.000	0-0	.000	0-0	.000	0	1	1	2.3	0	0	1	0	0	0	2.2
at Central Mich.	01/17/2023		06:11	1-3	.333	1-2	.500	0-0	.000	1	0	1	2.2	0	0	0	0	0	3	2.3
Miami (OH)	01/24/2023		02:22	0-1	.000	0-1	.000	0-0	.000	0	0	0	2.0	0	0	0	0	0	0	2.1
Ohio	01/28/2023		06:57	0-1	.000	0-1	.000	0-0	.000	1	1	2	2.0	0	0	0	0	0	0	1.9
at Buffalo	01/31/2023		09:39	0-1	.000	0-1	.000	0-0	.000	0	0	0	1.8	1	2	0	0	2	0	1.8
Kent St.	02/03/2023		18:16	3-6	.500	0-2	.000	2-2	1.000	0	3	3	1.9	1	0	0	0	2	8	2.2
Toledo	02/07/2023		11:57	1-4	.250	1-2	.500	1-2	.500	2	0	2	1.9	1	1	2	0	0	4	2.3
at Ohio	02/10/2023		04:02	0-0	.000	0-0	.000	0-0	.000	0	0	0	1.8	0	1	1	0	0	0	2.2
at Eastern Mich.	02/14/2023		15:56	1-5	.200	0-1	.000	0-0	.000	1	1	2	1.8	2	2	1	0	1	2	2.2
Buffalo	02/18/2023		19:17	1-2	.500	0-0	.000	0-0	.000	4	0	4	1.9	2	2	1	0	1	2	2.2
at Toledo	02/21/2023		15:43	1-4	.250	0-1	.000	0-0	.000	3	0	3	2.0	1	0	2	0	0	2	2.2
Totals		0	256:39	15-57	.263	4-28	.143	7-11	.636	21	17	38	2.0	20	16	18	2	10	41	2.2

Player Averages

Games Played	Minutes/game	Points/game	FG Pct	3FG Pct	FT Pct	Rebounds/game	Assists/game	Turnovers/game	Assist/Turnover ratio	Steals/game	Blocks/game
19	13.5	2.2	26.3	14.3	63.6	2.0	0.8	0.9	0.9	0.5	0.1

CAREER STATS


SEASON	TEAM	GP-GS	MIN/AVG	Field Goals		3-Point		F-Throws		Rebounds				Scoring						
				FG-FGA	FG%	3FG-3FGA	3FG%	FT-FTA	FT%	OFF	DEF	TOT	AVG	PF-FO	A	TO	BLK	STL	PTS	AVG
2020-21	UA	22-0	140/6.4	16-56	.286	4-17	.235	16-22	.727	5	13	18	0.8	11-0	12	4	1	6	52	2.4
2021-22	UA	34-1	489/14.4	35-100	.350	21-62	.339	22-33	.667	19	65	84	2.5	41-0	36	34	1	18	113	3.3
2022-23	UA	19-0	257/13.5	15-57	.263	4-28	.143	7-11	.636	21	17	38	2.0	20-0	16	18	2	10	41	2.2
TOTAL		75-1	886/11.8	66-213	.310	29-107	.271	45-66	.682	45	95	140	1.9	72-0	64	56	4	34	206	2.7

Single Game Highs

Statistic	Value
Points	12 vs Wheeling 11/18/21
Rebounds	8 at Wright St. 12/15/21
Assists	4 vs Ball St. 01/11/22, vs Mississippi St. 11/11/22
Steals	3 vs Wheeling 11/18/21, vs Muskingum 12/04/22
Blocks	1 4 times
FG Made	5 vs Wheeling 11/18/21
FG Attempts	9 vs Point Park 11/13/21
3FG Made	3 vs Kent St. 03/12/22
3FG Attempts	5 vs Kent St. 03/12/22
FT Made	4 at Buffalo 03/02/21
FT Attempts	5 vs Mississippi St. 11/11/22



2 • GREG TRIBBLE • JR • G • CINCINNATI, OHIO



SEASON STATS

Opponent	Date	GS	MIN	Total		3-Pointers		Free throws		Rebounds				PF	A	TO	BLK	STL	PTS	AVG
				FG-FGA	PCT	3FG-3FGA	PCT	FT-FTA	PCT	OFF	DEF	TOT	AVG							
South Dakota St.	11/07/2022	*	33:47	2-11	.182	0-2	.000	1-2	.500	1	4	5	5.0	4	1	1	1	1	5	5.0
vs Mississippi St.	11/11/2022	*	32:16	2-7	.286	0-2	.000	1-2	.500	0	2	2	3.5	3	3	0	0	0	5	5.0
Morgan St.	11/15/2022	*	28:58	2-7	.286	0-1	.000	1-2	.500	1	0	1	2.7	2	4	2	1	1	5	5.0
vs Western Ky.	11/21/2022	*	25:04	4-9	.444	1-2	.500	0-0	.000	3	8	11	4.8	3	2	1	0	1	9	6.0
vs LSU	11/22/2022	*	29:44	0-3	.000	0-0	.000	3-4	.750	1	3	4	4.6	5	0	3	0	0	3	5.4
vs Nevada	11/23/2022	*	26:33	3-4	.750	0-1	.000	1-1	1.000	1	1	2	4.2	3	1	4	0	1	7	5.7
at Marshall	11/30/2022	*	19:24	2-4	.500	0-0	.000	1-2	.500	1	1	2	3.9	3	0	0	0	0	5	5.6
Muskingum	12/04/2022	*	16:48	1-3	.333	0-0	.000	0-2	.000	0	0	0	3.4	2	3	1	0	2	2	5.1
Jackson St.	12/11/2022	*	28:19	6-10	.600	0-1	.000	0-0	.000	1	3	4	3.4	2	5	1	0	2	12	5.9
Wright St.	12/14/2022	*	29:37	3-7	.429	0-0	.000	0-0	.000	2	1	3	3.4	1	0	0	0	1	6	5.9
Maine	12/19/2022	*	23:50	2-4	.500	0-0	.000	2-2	1.000	0	1	1	3.2	2	2	2	0	2	6	5.9
at Bradley	12/22/2022	*	26:07	1-4	.250	0-0	.000	0-0	.000	0	3	3	3.2	2	1	1	0	0	2	5.6
Concord	12/30/2022	*	29:39	1-5	.200	0-0	.000	5-7	.714	1	1	2	3.1	0	3	0	0	0	7	5.7
NIU	01/03/2023	*	30:22	5-6	.833	0-0	.000	6-6	1.000	1	1	2	3.0	4	2	2	0	3	16	6.4
at Ball St.	01/06/2023	*	29:43	3-10	.300	0-0	.000	8-10	.800	1	1	2	2.9	4	0	0	0	0	14	6.9
at Bowling Green	01/10/2023	*	30:31	2-8	.250	0-1	.000	0-0	.000	1	2	3	2.9	1	3	1	0	2	4	6.8
Eastern Mich.	01/13/2023	*	27:55	4-4	1.000	0-0	.000	2-4	.500	0	5	5	3.1	0	1	1	0	0	10	6.9
at Central Mich.	01/17/2023	*	32:27	4-9	.444	0-1	.000	2-2	1.000	0	1	1	2.9	1	1	1	0	1	10	7.1
at Western Mich.	01/21/2023	*	36:32	4-7	.571	0-0	.000	1-2	.500	0	2	2	2.9	1	4	0	0	1	9	7.2
Miami (OH)	01/24/2023	*	26:52	0-2	.000	0-0	.000	0-0	.000	2	1	3	2.9	4	4	1	0	0	0	6.9
Ohio	01/28/2023	*	29:21	1-7	.143	0-0	.000	1-1	1.000	0	2	2	2.9	2	2	1	0	0	3	6.7
at Buffalo	01/31/2023	*	31:46	1-7	.143	0-1	.000	2-2	1.000	0	2	2	2.8	2	8	2	1	2	4	6.5
Kent St.	02/03/2023	*	32:28	2-5	.400	0-0	.000	0-0	.000	1	2	3	2.8	4	4	5	0	0	4	6.4
Toledo	02/07/2023	*	32:25	3-4	.750	0-0	.000	0-0	.000	2	3	5	2.9	5	4	1	2	0	6	6.4
at Ohio	02/10/2023	*	34:22	4-9	.444	0-0	.000	1-3	.333	2	0	2	2.9	4	2	1	1	0	9	6.5
at Eastern Mich.	02/14/2023	*	33:34	0-4	.000	0-0	.000	5-6	.833	3	1	4	2.9	1	3	1	0	1	5	6.5
Buffalo	02/18/2023	*	20:50	2-3	.667	0-0	.000	0-0	.000	1	1	2	2.9	3	1	1	0	1	4	6.4
at Toledo	02/21/2023	*	31:20	6-10	.600	0-0	.000	0-0	.000	0	2	2	2.9	1	1	1	0	0	12	6.6
Totals		28	810:33	70-173	.405	1-12	.083	43-60	.717	26	54	80	2.9	69	65	35	6	22	184	6.6

Player Averages

CAREER STATS

SEASON	TEAM	GP-GS	MIN/AVG	FG-FGA	FG%	3FG-3FGA	3FG%	FT-FTA	FT%	OFF	DEF	TOT	AVG	PF-FO	A	TO	BLK	STL	PTS	AVG
2019-20	UA	31-0	507/16.4	34-74	.459	3-11	.273	23-47	.489	7	47	54	1.7	58-0	34	33	3	8	94	3.0
2020-21	UA	21-6	388/18.5	32-78	.410	1-16	.063	24-38	.632	14	26	40	1.9	32-2	26	22	2	9	89	4.2
2021-22	UA	33-26	850/25.7	79-177	.446	6-27	.222	75-107	.701	13	78	91	2.8	72-1	71	42	6	36	239	7.2
2022-23	UA	28-28	811/28.9	70-173	.405	1-12	.083	43-60	.717	26	54	80	2.9	69-2	65	35	6	22	184	6.6
TOTAL		113-60	2555/22.6	215-502	.428	11-66	.167	165-252	.655	60	205	265	2.3	231-5	196	132	17	75	606	5.4

Single Game Highs

Statistic	Value	
Points	19	vs Southern U. 12/04/21
Rebounds	11	vs Western Ky. 11/21/22
Assists	8	at Buffalo 01/31/23
Steals	4	vs Wheeling 11/18/21
Blocks	2	vs Toledo 02/07/23
FG Made	6	at Ohio 02/25/22, vs Jackson St. 12/11/22, at Toledo 02/21/23
FG Attempts	11	vs South Dakota St. 11/07/22
3FG Made	1	11 times
3FG Attempts	4	vs Ball St. 01/30/21
FT Made	11	vs Southern U. 12/04/21
FT Attempts	13	vs Southern U. 12/04/21



3 • KOBE MITCHELL • FR • G • CADIZ, OHIO



SEASON STATS

Opponent	Date	GS	MIN	Total		3-Pointers		Free throws		Rebounds				PF	A	TO	BLK	STL	PTS	AVG
				FG-FGA	PCT	3FG-3FGA	PCT	FT-FTA	PCT	OFF	DEF	TOT	AVG							
vs Mississippi St.	11/11/2022		01:57	1-1	1.000	0-0	.000	0-0	.000	0	0	0	0.0	0	0	0	0	1	2	2.0
vs Nevada	11/23/2022		03:49	0-1	.000	0-1	.000	0-0	.000	0	0	0	0.0	0	0	0	0	1	0	1.0
at Marshall	11/30/2022		06:08	0-0	.000	0-0	.000	0-0	.000	0	1	1	0.3	1	0	1	0	0	0	0.7
Muskingum	12/04/2022		18:15	2-3	.667	2-3	.667	0-0	.000	1	1	2	0.8	1	1	2	1	3	6	2.0
Jackson St.	12/11/2022		17:59	2-5	.400	2-5	.400	0-0	.000	0	2	2	1.0	1	0	0	0	1	6	2.8
Wright St.	12/14/2022		18:05	0-4	.000	0-4	.000	0-0	.000	0	0	0	0.8	1	0	0	0	0	0	2.3
Maine	12/19/2022		16:48	2-4	.500	1-3	.333	0-0	.000	1	2	3	1.1	3	0	1	0	0	5	2.7
at Bradley	12/22/2022		08:58	0-0	.000	0-0	.000	2-2	1.000	0	0	0	1.0	3	0	0	0	0	2	2.6
Concord	12/30/2022		14:15	0-2	.000	0-2	.000	0-0	.000	0	1	1	1.0	1	1	0	0	0	0	2.3
NIU	01/03/2023		19:47	1-2	.500	1-2	.500	2-2	1.000	0	2	2	1.1	2	3	0	0	0	5	2.6
at Ball St.	01/06/2023		27:02	0-2	.000	0-2	.000	0-0	.000	0	0	0	1.0	0	0	1	0	1	0	2.4
at Bowling Green	01/10/2023		09:58	1-3	.333	1-3	.333	0-0	.000	0	1	1	1.0	0	0	0	0	0	3	2.4
Eastern Mich.	01/13/2023		11:08	0-4	.000	0-3	.000	0-0	.000	0	1	1	1.0	1	0	0	0	0	0	2.2
at Central Mich.	01/17/2023		06:43	0-2	.000	0-2	.000	0-0	.000	0	0	0	0.9	0	1	0	0	0	0	2.1
Miami (OH)	01/24/2023		27:12	3-5	.600	3-4	.750	0-0	.000	0	0	0	0.9	2	2	1	0	0	9	2.5
Ohio	01/28/2023		03:19	0-0	.000	0-0	.000	0-0	.000	0	0	0	0.8	1	0	0	0	0	0	2.4
at Buffalo	01/31/2023		00:45	0-0	.000	0-0	.000	0-0	.000	0	0	0	0.8	0	0	0	0	0	0	2.2
Toledo	02/07/2023		06:10	0-1	.000	0-1	.000	0-0	.000	0	0	0	0.7	1	0	0	0	1	0	2.1
at Ohio	02/10/2023		06:38	0-0	.000	0-0	.000	0-0	.000	0	0	0	0.7	1	0	0	0	0	0	2.0
at Eastern Mich.	02/14/2023		03:15	0-1	.000	0-1	.000	0-0	.000	0	1	1	0.7	0	0	0	0	0	0	1.9
Buffalo	02/18/2023		02:24	0-2	.000	0-2	.000	0-0	.000	0	1	1	0.7	0	0	0	0	0	0	1.8
at Toledo	02/21/2023		03:36	0-1	.000	0-1	.000	0-0	.000	0	0	0	0.7	0	2	0	0	0	0	1.7
Totals		0	234:12	12-43	.279	10-39	.256	4-4	1.000	2	13	15	0.7	19	10	6	1	8	38	1.7

Player Averages

Games Played	Minutes/game	Points/game	FG Pct	3FG Pct	FT Pct	Rebounds/game	Assists/game	Turnovers/game	Assist/Turnover ratio	Steals/game	Blocks/game
22	10.6	1.7	27.9	25.6	100.0	0.7	0.5	0.3	1.7	0.4	0.0

CAREER STATS

MITCHELL, Kobe


				Field Goals		3-Point		F-Throws		Rebounds				Scoring						
SEASON	TEAM	GP-GS	MIN/AVG	FG-FGA	FG%	3FG-3FGA	3FG%	FT-FTA	FT%	OFF	DEF	TOT	AVG	PF-FO	A	TO	BLK	STL	PTS	AVG
2022-23	UA	22-0	234/10.6	12-43	.279	10-39	.256	4-4	1.000	2	13	15	0.7	19-0	10	6	1	8	38	1.7
TOTAL		22-0	234/10.6	12-43	.279	10-39	.256	4-4	1.000	2	13	15	0.7	19-0	10	6	1	8	38	1.7

Single Game Highs

Statistic	Value	
Points	9	vs Miami (OH) 01/24/23
Rebounds	3	vs Maine 12/19/22
Assists	3	vs NIU 01/03/23
Steals	3	vs Muskingum 12/04/22
Blocks	1	vs Muskingum 12/04/22
FG Made	3	vs Miami (OH) 01/24/23
FG Attempts	5	vs Jackson St. 12/11/22, vs Miami (OH) 01/24/23
3FG Made	3	vs Miami (OH) 01/24/23
3FG Attempts	5	vs Jackson St. 12/11/22



4 • TRENDON HANKERSON • GR • G • NOVI, MICH.



SEASON STATS

Opponent	Date	GS	MIN	Total		3-Pointers		Free throws		Rebounds				PF	A	TO	BLK	STL	PTS	AVG	
				FG-FGA	PCT	3FG-3FGA	PCT	FT-FTA	PCT	OFF	DEF	TOT	AVG								
South Dakota St.	11/07/2022	*	42:04	4-9	.444	2-6	.333	1-1	1.000	0	1	1	1.0	2	1	1	0	1	11	11.0	
vs Mississippi St.	11/11/2022	*	27:16	1-7	.143	1-4	.250	2-2	1.000	1	3	4	2.5	3	0	2	1	1	5	8.0	
Morgan St.	11/15/2022	*	32:09	2-12	.167	2-9	.222	0-2	.000	0	6	6	3.7	2	2	1	2	2	6	7.3	
vs Western Ky.	11/21/2022	*	35:36	3-5	.600	2-4	.500	1-2	.500	0	4	4	3.8	0	1	2	0	1	9	7.8	
vs LSU	11/22/2022	*	22:11	0-2	.000	0-1	.000	2-2	1.000	1	1	2	3.4	4	1	1	0	0	2	6.6	
vs Nevada	11/23/2022	*	37:04	3-7	.429	2-5	.400	0-0	.000	0	7	7	4.0	3	0	2	0	0	8	6.8	
at Marshall	11/30/2022	*	33:57	5-11	.455	1-6	.167	0-0	.000	1	3	4	4.0	0	2	3	0	2	11	7.4	
Muskingum	12/04/2022	*	23:01	4-7	.571	2-5	.400	0-0	.000	0	4	4	4.0	1	2	0	0	1	10	7.8	
Jackson St.	12/11/2022	*	38:05	5-9	.556	5-7	.714	2-2	1.000	0	1	1	3.7	1	2	1	1	0	17	8.8	
Wright St.	12/14/2022	*	34:53	2-9	.222	1-7	.143	1-2	.500	0	5	5	3.8	3	4	0	0	2	6	8.5	
Maine	12/19/2022	*	26:12	3-5	.600	2-3	.667	4-5	.800	1	3	4	3.8	1	2	1	0	1	12	8.8	
at Bradley	12/22/2022	*	31:08	3-5	.600	3-3	1.000	0-0	.000	1	8	9	4.3	3	1	2	0	0	9	8.8	
Concord	12/30/2022	*	31:41	6-12	.500	6-10	.600	0-0	.000	1	7	8	4.5	1	6	1	0	1	18	9.5	
NIU	01/03/2023	*	35:24	1-8	.125	1-7	.143	0-0	.000	1	5	6	4.6	2	4	1	2	0	3	9.1	
at Ball St.	01/06/2023	*	36:36	1-7	.143	1-4	.250	5-6	.833	0	5	5	4.7	2	1	3	0	0	8	9.0	
at Bowling Green	01/10/2023	*	32:49	2-8	.250	2-7	.286	0-0	.000	0	2	2	4.5	2	3	2	1	2	6	8.8	
Eastern Mich.	01/13/2023	*	28:47	5-9	.556	4-8	.500	0-0	.000	0	4	4	4.5	2	2	0	0	0	14	9.1	
at Central Mich.	01/17/2023	*	35:03	4-10	.400	3-8	.375	0-0	.000	1	4	5	4.5	2	1	1	0	0	11	9.2	
at Western Mich.	01/21/2023	*	34:28	2-11	.182	1-9	.111	0-0	.000	0	6	6	4.6	3	2	2	2	2	5	9.0	
Miami (OH)	01/24/2023	*	36:16	2-11	.182	2-10	.200	0-0	.000	1	5	6	4.7	3	2	0	1	0	6	8.9	
Ohio	01/28/2023	*	34:26	4-5	.800	3-3	1.000	3-4	.750	0	3	3	4.6	4	4	3	0	0	14	9.1	
at Buffalo	01/31/2023	*	31:02	4-7	.571	2-3	.667	0-0	.000	0	2	2	4.5	1	5	1	2	2	10	9.1	
Kent St.	02/03/2023	*	30:46	2-7	.286	2-6	.333	0-0	.000	0	1	1	4.3	1	1	1	1	0	6	9.0	
Toledo	02/07/2023	*	33:50	7-12	.583	6-11	.545	0-0	.000	1	1	2	4.2	4	0	1	0	1	20	9.5	
at Ohio	02/10/2023	*	37:42	3-8	.375	3-7	.429	0-0	.000	0	5	5	4.2	2	4	1	1	2	9	9.4	
at Eastern Mich.	02/14/2023	*	35:00	4-11	.364	3-9	.333	0-0	.000	0	5	5	4.3	1	1	2	0	0	11	9.5	
Buffalo	02/18/2023	*	32:27	3-8	.375	1-3	.333	2-2	1.000	0	5	5	4.3	0	2	0	0	2	9	9.5	
at Toledo	02/21/2023	*	26:05	1-5	.200	0-3	.000	0-0	.000	0	2	2	4.2	2	0	1	0	0	2	9.2	
Totals			28	915:58	86-227	.379	63-168	.375	23-30	.767	10	108	118	4.2	55	56	36	14	23	258	9.2

CAREER STATS

SEASON	TEAM	GP-GS	MIN/AVG	Field Goals		3-Point		F-Throws		Rebounds				Scoring						
				FG-FGA	FG%	3FG-3FGA	3FG%	FT-FTA	FT%	OFF	DEF	TOT	AVG	PF-FO	A	TO	BLK	STL	PTS	AVG
2018-19	NIU	21-2	395/18.8	17-54	.315	8-32	.250	3-4	.750	5	42	47	2.2	55-2	19	22	9	12	45	2.1
2019-20	NIU	31-31	978/31.5	84-180	.467	41-89	.461	25-30	.833	12	80	92	3.0	66-0	61	46	10	29	234	7.5
2020-21	NIU	19-19	646/34.0	99-250	.396	48-130	.369	18-26	.692	9	74	83	4.4	54-2	41	53	7	22	264	13.9
2021-22	NIU	30-30	1011/33.7	118-315	.375	62-177	.350	45-60	.750	9	103	112	3.7	80-3	68	55	11	54	343	11.4
2022-23	UA	28-28	916/32.7	86-227	.379	63-168	.375	23-30	.767	10	108	118	4.2	55-0	56	36	14	23	258	9.2
TOTAL FOR UA		28-28	916/32.7	86-227	.379	63-168	.375	23-30	.767	10	108	118	4.2	55-0	56	36	14	23	258	9.2
TOTAL		129-110	3946/30.6	404-1026	.394	222-596	.372	114-150	.760	45	407	452	3.5	310-7	245	212	51	140	1144	8.9

Single Game Highs

Statistic	Value	
Points	28	at Washington 11/09/21
Rebounds	9	at Bradley 12/22/22
Assists	6	vs Eastern Mich. 01/11/20, vs Concord 12/30/22
Steals	4	4 times
Blocks	3	at Marquette 11/27/21
FG Made	9	at Central Mich. 03/05/21, at Washington 11/09/21
FG Attempts	20	vs Ball St. 12/08/20, at Toledo 12/22/20
3FG Made	6	at Washington 11/09/21, vs Concord 12/30/22, vs Toledo 02/07/23
3FG Attempts	11	4 times
FT Made	7	vs Ball St. 01/27/22
FT Attempts	8	vs Ball St. 01/27/22



5 • TAVARI JOHNSON • FR • G • LAGRANGE PARK, ILL.



SEASON STATS

Opponent	Date	GS	MIN	Total		3-Pointers		Free throws		Rebounds				PF	A	TO	BLK	STL	PTS	AVG
				FG-FGA	PCT	3FG-3FGA	PCT	FT-FTA	PCT	OFF	DEF	TOT	AVG							
vs Mississippi St.	11/11/2022		05:43	0-0	.000	0-0	.000	0-0	.000	0	0	0	0.0	0	0	0	0	0	0	0.0
Morgan St.	11/15/2022		03:29	1-1	1.000	0-0	.000	0-0	.000	0	0	0	0.0	0	0	0	0	0	2	1.0
vs Western Ky.	11/21/2022		02:56	0-0	.000	0-0	.000	0-0	.000	0	1	1	0.3	1	0	2	0	0	0	0.7
vs LSU	11/22/2022		10:52	1-3	.333	1-1	1.000	2-2	1.000	0	0	0	0.3	3	0	2	0	2	5	1.8
vs Nevada	11/23/2022		26:26	9-10	.900	3-3	1.000	0-0	.000	0	3	3	0.8	3	4	3	0	2	21	5.6
at Marshall	11/30/2022		27:19	7-13	.538	2-5	.400	0-0	.000	2	2	4	1.3	1	4	1	0	1	16	7.3
Muskingum	12/04/2022	*	21:09	3-7	.429	3-6	.500	0-0	.000	0	5	5	1.9	0	6	0	0	1	9	7.6
Jackson St.	12/11/2022	*	24:09	2-5	.400	2-5	.400	0-0	.000	0	1	1	1.8	4	2	5	0	1	6	7.4
Wright St.	12/14/2022	*	27:33	6-14	.429	0-3	.000	2-4	.500	1	1	2	1.8	2	1	1	1	4	14	8.1
Maine	12/19/2022	*	28:51	2-6	.333	1-3	.333	0-0	.000	1	6	7	2.3	0	3	4	0	1	5	7.8
at Bradley	12/22/2022	*	26:46	1-7	.143	0-3	.000	0-0	.000	1	4	5	2.5	0	1	2	1	1	2	7.3
Concord	12/30/2022	*	20:48	2-6	.333	1-3	.333	1-2	.500	0	2	2	2.5	2	5	4	0	1	6	7.2
NIU	01/03/2023	*	28:07	3-9	.333	1-3	.333	1-2	.500	1	0	1	2.4	4	0	4	1	0	8	7.2
at Ball St.	01/06/2023	*	30:49	3-11	.273	1-4	.250	0-0	.000	0	6	6	2.6	2	0	6	0	1	7	7.2
at Bowling Green	01/10/2023	*	15:06	1-5	.200	1-4	.250	0-0	.000	0	1	1	2.5	1	1	0	0	0	3	6.9
Eastern Mich.	01/13/2023		18:37	3-4	.750	0-1	.000	0-0	.000	0	3	3	2.6	4	9	1	0	0	6	6.9
at Central Mich.	01/17/2023		14:45	0-5	.000	0-2	.000	0-0	.000	0	3	3	2.6	3	3	1	0	1	0	6.5
at Western Mich.	01/21/2023		13:59	0-2	.000	0-1	.000	0-0	.000	0	0	0	2.4	2	0	0	0	1	0	6.1
Miami (OH)	01/24/2023		07:58	1-2	.500	1-1	1.000	0-0	.000	0	0	0	2.3	1	0	1	0	0	3	5.9
Ohio	01/28/2023		08:25	3-3	1.000	0-0	.000	0-0	.000	0	0	0	2.2	3	1	0	0	0	6	6.0
at Buffalo	01/31/2023		15:49	2-4	.500	1-1	1.000	0-0	.000	0	0	0	2.1	2	2	1	0	4	5	5.9
Kent St.	02/03/2023		08:18	0-1	.000	0-1	.000	0-0	.000	1	1	2	2.1	0	3	1	0	1	0	5.6
Toledo	02/07/2023		10:17	1-5	.200	0-2	.000	0-0	.000	0	0	0	2.0	0	2	0	0	0	2	5.5
at Ohio	02/10/2023		05:07	1-5	.200	1-2	.500	0-0	.000	0	1	1	2.0	1	0	0	0	0	3	5.4
at Eastern Mich.	02/14/2023		02:24	0-0	.000	0-0	.000	0-0	.000	0	1	1	1.9	0	0	0	1	1	0	5.2
Buffalo	02/18/2023		10:41	2-5	.400	0-1	.000	0-0	.000	1	1	2	1.9	2	1	1	0	0	4	5.1
at Toledo	02/21/2023		09:29	0-2	.000	0-1	.000	0-0	.000	0	0	0	1.9	1	1	0	0	0	0	4.9
Totals		9	425:53	54-135	.400	19-56	.339	6-10	.600	8	42	50	1.9	42	49	40	4	23	133	4.9

Player Averages

Games Played	Minutes/game	Points/game	FG Pct	3FG Pct	FT Pct	Rebounds/game	Assists/game	Turnovers/game	Assist/Turnover ratio	Steals/game	Blocks/game
27	15.8	4.9	40.0	33.9	60.0	1.9	1.8	1.5	1.2	0.9	0.1

CAREER STATS

SEASON	TEAM	GP-GS	MIN/AVG	Field Goals		3-Point		F-Throws		Rebounds				Scoring							
				FG-FGA	FG%	3FG-3FGA	3FG%	FT-FTA	FT%	OFF	DEF	TOT	AVG	PF	FO	A	TO	BLK	STL	PTS	AVG
2022-23	UA	27-9	426/15.8	54-135	.400	19-56	.339	6-10	.600	8	42	50	1.9	42	0	49	40	4	23	133	4.9
TOTAL		27-9	426/15.8	54-135	.400	19-56	.339	6-10	.600	8	42	50	1.9	42	0	49	40	4	23	133	4.9

Single Game Highs

Statistic	Value
Points	21 vs Nevada 11/23/22
Rebounds	7 vs Maine 12/19/22
Assists	9 vs Eastern Mich. 01/13/23
Steals	4 vs Wright St. 12/14/22, at Buffalo 01/31/23
Blocks	1 4 times
FG Made	9 vs Nevada 11/23/22
FG Attempts	14 vs Wright St. 12/14/22
3FG Made	3 vs Muskingum 12/04/22, vs Nevada 11/23/22
3FG Attempts	6 vs Muskingum 12/04/22
FT Made	2 vs Wright St. 12/14/22, vs LSU 11/22/22
FT Attempts	4 vs Wright St. 12/14/22



11 • SAMMY HUNTER • JR • F • NASSAU, BAHAMAS



SEASON STATS

Opponent	Date	GS	MIN	Total		3-Pointers		Free throws		Rebounds				PF	A	TO	BLK	STL	PTS	AVG
				FG-FGA	PCT	3FG-3FGA	PCT	FT-FTA	PCT	OFF	DEF	TOT	AVG							
South Dakota St.	11/07/2022	*	22:16	2-10	.200	0-6	.000	0-0	.000	1	3	4	4.0	1	0	1	0	0	4	4.0
vs Mississippi St.	11/11/2022	*	23:40	2-8	.250	1-5	.200	0-1	.000	0	3	3	3.5	1	0	0	0	0	5	4.5
Morgan St.	11/15/2022	*	15:30	2-6	.333	0-3	.000	0-1	.000	1	1	2	3.0	0	2	1	0	0	4	4.3
vs Western Ky.	11/21/2022	*	18:39	3-8	.375	1-5	.200	0-0	.000	0	1	1	2.5	2	0	0	0	0	7	5.0
vs LSU	11/22/2022	*	27:09	4-14	.286	3-11	.273	2-2	1.000	1	0	1	2.2	0	0	0	0	1	13	6.6
vs Nevada	11/23/2022	*	11:45	0-4	.000	0-2	.000	0-0	.000	0	0	0	1.8	1	0	0	0	0	0	5.5
at Marshall	11/30/2022		17:52	4-10	.400	1-3	.333	0-1	.000	1	5	6	2.4	1	1	0	0	0	9	6.0
Muskingum	12/04/2022		18:50	4-8	.500	1-3	.333	0-0	.000	2	2	4	2.6	1	1	0	0	0	9	6.4
Jackson St.	12/11/2022		15:54	1-5	.200	0-4	.000	2-2	1.000	2	1	3	2.7	2	2	0	0	0	4	6.1
Wright St.	12/14/2022		16:35	5-8	.625	3-6	.500	0-0	.000	0	4	4	2.8	2	0	1	1	0	13	6.8
Maine	12/19/2022		20:16	0-4	.000	0-3	.000	0-0	.000	0	2	2	2.7	1	2	1	0	0	0	6.2
at Bradley	12/22/2022		18:19	2-9	.222	2-6	.333	2-2	1.000	1	1	2	2.7	0	0	0	0	0	8	6.3
Concord	12/30/2022		18:08	2-5	.400	0-3	.000	0-0	.000	3	3	6	2.9	4	0	0	0	0	4	6.2
NIU	01/03/2023	*	13:58	1-5	.200	1-5	.200	0-0	.000	0	1	1	2.8	2	0	1	0	0	3	5.9
at Ball St.	01/06/2023	*	19:39	1-2	.500	1-2	.500	0-0	.000	3	0	3	2.8	5	0	0	0	0	3	5.7
at Bowling Green	01/10/2023		25:03	7-9	.778	4-6	.667	1-1	1.000	2	1	3	2.8	1	0	2	1	1	19	6.6
Eastern Mich.	01/13/2023	*	24:00	5-8	.625	3-6	.500	0-1	.000	2	2	4	2.9	1	1	1	0	1	13	6.9
at Central Mich.	01/17/2023	*	16:24	4-5	.800	2-3	.667	2-4	.500	0	2	2	2.8	3	1	0	0	0	12	7.2
at Western Mich.	01/21/2023	*	27:56	2-9	.222	2-8	.250	2-3	.667	0	3	3	2.8	3	0	0	0	0	8	7.3
Miami (OH)	01/24/2023	*	17:59	3-6	.500	0-2	.000	0-0	.000	1	2	3	2.9	0	0	0	0	0	6	7.2
Ohio	01/28/2023	*	21:16	3-4	.750	3-3	1.000	0-0	.000	0	0	0	2.7	1	0	1	0	0	9	7.3
at Buffalo	01/31/2023	*	16:22	1-4	.250	0-2	.000	0-0	.000	0	2	2	2.7	1	2	1	0	0	2	7.0
Kent St.	02/03/2023	*	17:50	2-5	.400	1-2	.500	0-0	.000	1	0	1	2.6	4	0	1	0	0	5	7.0
Toledo	02/07/2023	*	20:19	3-8	.375	1-5	.200	0-0	.000	1	1	2	2.6	3	0	1	0	1	7	7.0
at Ohio	02/10/2023	*	08:46	0-2	.000	0-2	.000	0-0	.000	0	2	2	2.6	3	0	1	0	0	0	6.7
at Eastern Mich.	02/14/2023		14:07	4-7	.571	1-2	.500	0-0	.000	2	1	3	2.6	1	0	0	0	0	9	6.8
Buffalo	02/18/2023		23:22	2-8	.250	1-5	.200	0-0	.000	1	0	1	2.5	0	2	0	1	0	5	6.7
at Toledo	02/21/2023		21:59	4-9	.444	3-8	.375	0-0	.000	0	3	3	2.5	2	0	1	0	0	11	6.9
Totals		17	533:53	73-190	.384	35-121	.289	11-18	.611	25	46	71	2.5	46	14	14	3	4	192	6.9

CAREER STATS

SEASON	TEAM	GP-GS	MIN/AVG	Field Goals		3-Point		F-Throws		Rebounds				Scoring						
				FG-FGA	FG%	3FG-3FGA	3FG%	FT-FTA	FT%	OFF	DEF	TOT	AVG	PF-FO	A	TO	BLK	STL	PTS	AVG
2019-20	OM	27-1	309/11.4	29-71	.408	1-8	.125	19-27	.704	14	23	37	1.4	47-0	11	15	4	6	78	2.9
2020-21	OM	25-0	198/7.9	20-42	.476	6-18	.333	10-16	.625	14	21	35	1.4	27-0	9	12	5	3	56	2.2
2021-22	OM	29-0	302/10.4	34-76	.447	5-25	.200	10-17	.588	19	15	34	1.2	43-0	4	12	5	6	83	2.9
2022-23	UA	28-17	534/19.1	73-190	.384	35-121	.289	11-18	.611	25	46	71	2.5	46-1	14	14	3	4	192	6.9
TOTAL FOR UA		28-17	534/19.1	73-190	.384	35-121	.289	11-18	.611	25	46	71	2.5	46-1	14	14	3	4	192	6.9
TOTAL		109-18	1343/12.3	156-379	.412	47-172	.273	50-78	.641	72	105	177	1.6	163-1	38	53	17	19	409	3.8

Single Game Highs

Statistic	Value	
Points	19	at Bowling Green 01/10/23
Rebounds	7	vs Louisiana Tech 03/19/21
Assists	2	11 times
Steals	3	vs Missouri 03/04/20
Blocks	3	vs Vanderbilt 02/29/20
FG Made	7	at Bowling Green 01/10/23
FG Attempts	14	vs LSU 11/22/22
3FG Made	4	at Bowling Green 01/10/23
3FG Attempts	11	vs LSU 11/22/22
FT Made	4	vs Seattle U 11/19/19
FT Attempts	4	9 times



12 • PAT MAYFIELD • FR • G • ELGIN, ILL.



SEASON STATS

Opponent	Date	GS	MIN	Total		3-Pointers		Free throws		Rebounds				PF	A	TO	BLK	STL	PTS	AVG
				FG-FGA	PCT	3FG-3FGA	PCT	FT-FTA	PCT	OFF	DEF	TOT	AVG							
Muskingum	12/04/2022		05:04	0-1	.000	0-1	.000	0-0	.000	0	0	0	0.0	0	0	0	0	0	0	0.0
Maine	12/19/2022		01:13	1-1	1.000	0-0	.000	0-0	.000	0	1	1	0.5	0	0	0	0	0	2	1.0
at Bradley	12/22/2022		00:39	0-0	.000	0-0	.000	0-0	.000	0	0	0	0.3	0	0	0	0	1	0	0.7
Concord	12/30/2022		02:59	1-2	.500	0-1	.000	0-0	.000	0	3	3	1.0	0	0	0	0	0	2	1.0
NIU	01/03/2023		01:58	0-1	.000	0-0	.000	0-0	.000	0	1	1	1.0	0	0	0	1	0	0	0.8
Eastern Mich.	01/13/2023		04:48	0-1	.000	0-1	.000	1-2	.500	0	2	2	1.2	1	0	0	0	1	1	0.8
at Central Mich.	01/17/2023		01:25	0-0	.000	0-0	.000	0-0	.000	0	0	0	1.0	0	0	0	0	0	0	0.7
at Buffalo	01/31/2023		00:45	0-0	.000	0-0	.000	0-0	.000	0	0	0	0.9	0	0	0	0	0	0	0.6
Totals		0	18:51	2-6	.333	0-3	.000	1-2	.500	0	7	7	0.9	1	0	0	1	2	5	0.6

Player Averages

Games Played	Minutes/game	Points/game	FG Pct	3FG Pct	FT Pct	Rebounds/game	Assists/game	Turnovers/game	Assist/Turnover ratio	Steals/game	Blocks/game
8	2.4	0.6	33.3	0.0	50.0	0.9	0.0	0.0	0.0	0.3	0.1

CAREER STATS

SEASON	TEAM	GP-GS	MIN/AVG	Field Goals		3-Point		F-Throws		Rebounds				Scoring						
				FG-FGA	FG%	3FG-3FGA	3FG%	FT-FTA	FT%	OFF	DEF	TOT	AVG	PF	FO	A	TO	BLK	STL	PTS
2022-23	UA	8-0	19/2.4	2-6	.333	0-3	.000	1-2	.500	0	7	7	0.9	1-0	0	0	1	2	5	0.6
TOTAL		8-0	19/2.4	2-6	.333	0-3	.000	1-2	.500	0	7	7	0.9	1-0	0	0	1	2	5	0.6

Single Game Highs

Statistic	Value
Points	2 vs Maine 12/19/22, vs Concord 12/30/22
Rebounds	3 vs Concord 12/30/22
Steals	1 at Bradley 12/22/22, vs Eastern Mich. 01/13/23
Blocks	1 vs NIU 01/03/23
FG Made	1 vs Maine 12/19/22, vs Concord 12/30/22
FG Attempts	2 vs Concord 12/30/22
3FG Attempts	1 vs Muskingum 12/04/22, vs Concord 12/30/22, vs Eastern Mich. 01/13/23
FT Made	1 vs Eastern Mich. 01/13/23



13 • XAVIER CASTANEDA • JR • G • CHICAGO, ILL.



SEASON STATS

Opponent	Date	GS	MIN	Total		3-Pointers		Free throws		Rebounds				PF	A	TO	BLK	STL	PTS	AVG
				FG-FGA	PCT	3FG-3FGA	PCT	FT-FTA	PCT	OFF	DEF	TOT	AVG							
South Dakota St.	11/07/2022	*	41:22	9-14	.643	8-12	.667	5-5	1.000	0	1	1	1.0	0	7	2	0	2	31	31.0
vs Mississippi St.	11/11/2022	*	35:18	5-14	.357	3-10	.300	7-10	.700	1	3	4	2.5	2	6	2	0	3	20	25.5
Morgan St.	11/15/2022	*	35:42	2-10	.200	2-8	.250	10-13	.769	0	6	6	3.7	2	2	2	0	2	16	22.3
vs Western Ky.	11/21/2022	*	36:39	6-12	.500	1-4	.250	3-3	1.000	0	4	4	3.8	3	3	2	0	0	16	20.8
vs LSU	11/22/2022	*	36:06	6-16	.375	4-9	.444	12-16	.750	1	5	6	4.2	0	4	3	0	1	28	22.2
vs Nevada	11/23/2022	*	31:01	2-10	.200	2-9	.222	5-7	.714	0	3	3	4.0	2	1	1	0	0	11	20.3
at Marshall	11/30/2022	*	29:41	1-13	.077	1-9	.111	1-4	.250	1	4	5	4.1	2	3	1	0	0	4	18.0
Muskingum	12/04/2022	*	20:56	6-11	.545	5-8	.625	0-0	.000	0	5	5	4.3	0	0	1	1	0	17	17.9
Jackson St.	12/11/2022	*	30:19	5-8	.625	2-4	.500	11-13	.846	1	3	4	4.2	0	2	1	0	1	23	18.4
Wright St.	12/14/2022	*	34:12	5-10	.500	2-6	.333	7-8	.875	0	6	6	4.4	1	3	3	0	2	19	18.5
Maine	12/19/2022	*	28:37	11-15	.733	7-8	.875	4-4	1.000	1	3	4	4.4	0	3	3	0	2	33	19.8
at Bradley	12/22/2022	*	31:02	3-16	.188	3-8	.375	10-11	.909	2	4	6	4.5	0	2	3	0	0	19	19.8
Concord	12/30/2022	*	31:46	3-12	.250	3-9	.333	8-9	.889	1	4	5	4.5	0	3	0	0	1	17	19.5
at Bowling Green	01/10/2023	*	36:39	6-16	.375	3-8	.375	1-1	1.000	0	1	1	4.3	1	5	3	0	2	16	19.3
Eastern Mich.	01/13/2023	*	27:01	5-12	.417	2-9	.222	11-12	.917	1	5	6	4.4	0	5	1	0	0	23	19.5
at Central Mich.	01/17/2023	*	31:30	3-7	.429	1-4	.250	6-9	.667	0	4	4	4.4	3	5	2	0	1	13	19.1
at Western Mich.	01/21/2023	*	36:44	11-25	.440	4-16	.250	6-7	.857	2	5	7	4.5	4	1	1	0	3	32	19.9
Miami (OH)	01/24/2023	*	35:46	8-16	.500	6-13	.462	10-11	.909	1	3	4	4.5	3	2	4	0	0	32	20.6
Ohio	01/28/2023	*	36:05	2-11	.182	2-8	.250	10-11	.909	1	4	5	4.5	1	1	0	0	2	16	20.3
at Buffalo	01/31/2023	*	35:32	10-12	.833	7-8	.875	5-6	.833	2	1	3	4.5	3	1	5	1	0	32	20.9
Kent St.	02/03/2023	*	36:29	6-14	.429	5-9	.556	7-9	.778	0	3	3	4.4	1	0	2	0	1	24	21.0
Toledo	02/07/2023	*	38:28	6-18	.333	3-11	.273	8-8	1.000	1	3	4	4.4	2	1	2	0	2	23	21.1
at Ohio	02/10/2023	*	36:55	10-15	.667	6-10	.600	8-9	.889	0	2	2	4.3	4	1	2	0	1	34	21.7
at Eastern Mich.	02/14/2023	*	31:00	5-14	.357	3-11	.273	3-3	1.000	2	2	4	4.3	2	4	2	0	0	16	21.5
Buffalo	02/18/2023	*	29:47	7-13	.538	5-9	.556	11-12	.917	2	4	6	4.3	2	3	5	0	1	30	21.8
at Toledo	02/21/2023	*	27:20	4-11	.364	1-5	.200	3-4	.750	1	3	4	4.3	3	4	2	0	0	12	21.4
Totals		26	861:57	147-345	.426	91-225	.404	172-205	.839	21	91	112	4.3	41	72	55	2	27	557	21.4

Player Averages

Games	Minutes/	Points/	3FG	Rebounds/	Assists/	Turnovers/	Assist/Turnover	Steals/	Blocks/
-------	----------	---------	-----	-----------	----------	------------	-----------------	---------	---------

CAREER STATS

SEASON	TEAM	GP-GS	MIN/AVG	Field Goals		3-Point		F-Throws		Rebounds				Scoring						
				FG-FGA	FG%	3FG-3FGA	3FG%	FT-FTA	FT%	OFF	DEF	TOT	AVG	PF-FO	A	TO	BLK	STL	PTS	AVG
2018-19	USF	38-3	710/18.7	47-141	.333	17-53	.321	53-76	.697	18	42	60	1.6	57-0	65	59	1	19	164	4.3
2019-20	USF	31-15	792/25.5	52-157	.331	25-80	.313	31-46	.674	6	64	70	2.3	53-0	54	53	2	31	160	5.2
2020-21	USF	20-5	475/23.8	54-150	.360	24-62	.387	37-42	.881	4	42	46	2.3	30-0	52	34	2	9	169	8.5
2021-22	UA	34-34	1089/32.0	140-344	.407	75-201	.373	107-130	.823	23	101	124	3.6	59-2	78	50	3	31	462	13.6
2022-23	UA	26-26	862/33.2	147-345	.426	91-225	.404	172-205	.839	21	91	112	4.3	41-0	72	55	2	27	557	21.4
TOTAL FOR UA	60-60	1951/32.5	287-689	.417	166-426	.390	279-335	.833	44	192	236	3.9	100-2	150	105	5	58	1019	17.0	
TOTAL	149-83	3928/26.4	440-1137	.387	232-621	.374	400-499	.802	72	340	412	2.8	240-2	321	251	10	117	1512	10.1	

Single Game Highs

Statistic	Value	
Points	34	at Ohio 02/10/23
Rebounds	7	4 times
Assists	7	vs South Dakota St. 11/07/22
Steals	5	vs Kent St. 03/12/22
Blocks	1	10 times
FG Made	11	vs Maine 12/19/22, at Western Mich. 01/21/23
FG Attempts	25	at Western Mich. 01/21/23
3FG Made	8	vs South Dakota St. 11/07/22
3FG Attempts	16	at Western Mich. 01/21/23
FT Made	12	vs LSU 11/22/22
FT Attempts	16	vs LSU 11/22/22



20 • EVAN WILSON • FR • G • NOBLESVILLE, IND.



SEASON STATS

Opponent	Date	GS	MIN	Total		3-Pointers		Free throws		Rebounds				Other							
				FG-FGA	PCT	3FG-3FGA	PCT	FT-FTA	PCT	OFF	DEF	TOT	AVG	PF	A	TO	BLK	STL	PTS	AVG	
vs Mississippi St.	11/11/2022		00:41	0-0	.000	0-0	.000	0-0	.000	0	0	0	0.0	0	0	0	0	0	0	0	0
Muskingum	12/04/2022		08:01	1-5	.200	1-4	.250	0-2	.000	0	0	0	0.0	2	0	1	0	1	3	1.5	
Maine	12/19/2022		03:23	0-0	.000	0-0	.000	0-0	.000	0	1	1	0.3	1	2	0	0	1	0	1.0	
at Bradley	12/22/2022		00:39	0-0	.000	0-0	.000	0-0	.000	0	0	0	0.3	0	0	0	0	0	0	0.8	
Concord	12/30/2022		04:09	1-1	1.000	1-1	1.000	0-0	.000	0	0	0	0.2	1	1	1	0	0	3	1.2	
NIU	01/03/2023		02:20	1-1	1.000	1-1	1.000	0-0	.000	0	0	0	0.2	0	0	0	0	0	3	1.5	
Eastern Mich.	01/13/2023		06:23	1-2	.500	1-2	.500	0-0	.000	0	0	0	0.1	0	0	0	0	0	3	1.7	
at Central Mich.	01/17/2023		01:25	0-1	.000	0-0	.000	0-0	.000	0	0	0	0.1	0	0	0	0	0	0	1.5	
at Buffalo	01/31/2023		00:45	0-0	.000	0-0	.000	0-0	.000	0	0	0	0.1	0	0	0	0	0	0	1.3	
at Eastern Mich.	02/14/2023		01:24	0-0	.000	0-0	.000	0-0	.000	0	0	0	0.1	0	0	1	0	0	0	1.2	
Buffalo	02/18/2023		01:48	0-1	.000	0-1	.000	0-0	.000	0	0	0	0.1	0	0	0	0	0	0	1.1	
Totals		0	30:58	4-11	.364	4-9	.444	0-2	.000	0	1	1	0.1	4	3	3	0	2	12	1.1	

Player Averages

Games Played	Minutes/game	Points/game	FG Pct	3FG Pct	FT Pct	Rebounds/game	Assists/game	Turnovers/game	Assist/Turnover ratio	Steals/game	Blocks/game
11	2.8	1.1	36.4	44.4	0.0	0.1	0.3	0.3	1.0	0.2	0.0

CAREER STATS

SEASON	TEAM	GP-GS	MIN/AVG	Field Goals		3-Point		F-Throws		Rebounds				Scoring						
				FG-FGA	FG%	3FG-3FGA	3FG%	FT-FTA	FT%	OFF	DEF	TOT	AVG	PF-FO	A	TO	BLK	STL	PTS	AVG
2021-22	UA	6-0	14/2.4	1-4	.250	0-3	.000	0-0	.000	0	0	0	0.0	1-0	2	0	0	1	2	0.3
2022-23	UA	11-0	31/2.8	4-11	.364	4-9	.444	0-2	.000	0	1	1	0.1	4-0	3	3	0	2	12	1.1
TOTAL		17-0	45/2.7	5-15	.333	4-12	.333	0-2	.000	0	1	1	0.1	5-0	5	3	0	3	14	0.8

Single Game Highs

Statistic	Value
Points	3 4 times
Rebounds	1 vs Maine 12/19/22
Assists	2 vs Maine 12/19/22
Steals	1 vs Wheeling 11/18/21, vs Muskingum 12/04/22, vs Maine 12/19/22
FG Made	1 5 times
FG Attempts	5 vs Muskingum 12/04/22
3FG Made	1 4 times
3FG Attempts	4 vs Muskingum 12/04/22
FT Attempts	2 vs Muskingum 12/04/22



22 · MIKAL DAWSON · JR · W · HUNTINGTON, W.VA.



SEASON STATS

Opponent	Date	GS	MIN	Total		3-Pointers		Free throws		Rebounds				PF	A	TO	BLK	STL	PTS	AVG	
				FG-FGA	PCT	3FG-3FGA	PCT	FT-FTA	PCT	OFF	DEF	TOT	AVG								
at Ohio St.	11/09/2021		10:03	1-5	.200	0-3	.000	0-1	.000	1	1	2	2.0	2	0	2	0	0	2	2.0	
Point Park	11/13/2021		20:24	4-8	.500	4-8	.500	0-0	.000	1	1	2	2.0	3	2	1	0	1	12	7.0	
Wheeling	11/18/2021		20:51	2-4	.500	1-3	.333	0-2	.000	1	2	3	2.3	1	1	2	0	1	5	6.3	
vs Fordham	11/22/2021		16:59	0-1	.000	0-0	.000	0-0	.000	1	1	2	2.3	2	2	0	0	2	0	4.8	
vs App State	11/23/2021		14:13	3-7	.429	2-6	.333	0-0	.000	0	3	3	2.4	2	0	0	0	1	8	5.4	
vs Evansville	11/24/2021		24:26	1-3	.333	1-2	.500	0-0	.000	2	2	4	2.7	2	1	1	0	1	3	5.0	
Marshall	12/01/2021		28:20	0-2	.000	0-1	.000	0-0	.000	3	1	4	2.9	2	1	0	0	0	0	4.3	
Southern U.	12/04/2021		22:49	2-6	.333	2-6	.333	1-2	.500	2	3	5	3.1	4	1	2	0	2	7	4.6	
Florida A&M	12/12/2021		10:18	0-2	.000	0-2	.000	0-0	.000	0	1	1	2.9	3	0	0	0	0	0	4.1	
at Wright St.	12/15/2021		28:14	1-5	.200	1-5	.200	0-0	.000	0	1	1	2.7	2	1	0	0	1	3	4.0	
Buffalo	01/01/2022		27:32	3-6	.500	3-6	.500	0-0	.000	1	3	4	2.8	0	0	0	0	1	9	4.5	
Ohio	01/04/2022		34:35	4-11	.364	4-9	.444	2-2	1.000	0	3	3	2.8	1	2	0	0	1	14	5.3	
Ball St.	01/11/2022		21:51	4-6	.667	2-4	.500	0-1	.000	2	2	4	2.9	4	0	2	1	0	10	5.6	
at Kent St.	01/14/2022		21:27	0-2	.000	0-2	.000	0-0	.000	0	0	0	2.7	2	0	1	0	0	0	5.2	
Western Mich.	01/18/2022		22:41	3-7	.429	3-6	.500	0-0	.000	1	2	3	2.7	2	1	1	0	1	9	5.5	
at Bowling Green	01/20/2022		26:11	1-4	.250	1-4	.250	0-0	.000	1	2	3	2.8	1	0	0	0	0	3	5.3	
Eastern Mich.	01/22/2022		17:39	0-2	.000	0-2	.000	0-0	.000	0	2	2	2.7	1	0	2	0	0	0	5.0	
at Central Mich.	01/25/2022		20:11	0-1	.000	0-1	.000	0-0	.000	2	1	3	2.7	1	1	0	0	0	0	4.7	
at Toledo	01/28/2022		27:42	4-9	.444	3-8	.375	3-3	1.000	3	4	7	2.9	2	0	1	0	0	14	5.2	
Miami (OH)	02/04/2022		26:16	0-4	.000	0-4	.000	2-2	1.000	2	3	5	3.1	1	1	0	0	0	2	5.1	
at Miami (OH)	02/06/2022		17:50	0-1	.000	0-1	.000	1-2	.500	1	0	1	3.0	2	2	0	0	2	1	4.9	
at NIU	02/08/2022		23:54	2-5	.400	2-4	.500	0-0	.000	1	2	3	3.0	2	1	1	0	0	6	4.9	
Kent St.	02/11/2022		19:52	1-3	.333	1-3	.333	1-2	.500	1	2	3	3.0	1	1	1	0	1	4	4.9	
at Western Mich.	02/15/2022		21:22	1-2	.500	1-2	.500	0-0	.000	0	3	3	3.0	1	1	2	0	0	3	4.8	
NIU	02/17/2022	*	22:10	2-5	.400	1-4	.250	2-2	1.000	0	0	0	2.8	3	0	1	0	3	7	4.9	
at Eastern Mich.	02/19/2022	*	23:32	1-4	.250	1-4	.250	0-0	.000	0	3	3	2.8	1	1	0	0	2	3	4.8	
Bowling Green	02/22/2022	*	27:28	4-7	.571	4-7	.571	5-6	.833	0	4	4	2.9	3	0	0	0	2	17	5.3	
at Ohio	02/25/2022	*	37:17	5-8	.625	1-4	.250	4-4	1.000	1	4	5	3.0	2	2	2	0	2	15	5.6	
at Ball St.	03/01/2022	*	34:12	4-9	.444	3-8	.375	0-0	.000	1	3	4	3.0	2	1	0	0	4	11	5.8	
Central Mich.	03/04/2022	*	32:27	1-5	.200	1-4	.250	2-4	.500	3	5	8	3.2	1	2	1	0	1	5	5.8	
vs Buffalo	03/10/2022	*	33:38	5-9	.556	3-4	.750	1-2	.500	2	2	4	3.2	1	1	1	0	1	14	6.0	
vs Toledo	03/11/2022	*	28:19	3-6	.500	3-6	.500	0-0	.000	0	5	5	3.3	3	0	0	1	0	9	6.1	
vs Kent St.	03/12/2022	*	28:38	1-2	.500	1-1	1.000	0-0	.000	2	3	5	3.3	0	1	0	0	3	3	6.0	
vs UCLA	03/17/2022	*	31:27	1-4	.250	0-2	.000	0-0	.000	3	2	5	3.4	1	1	1	0	1	2	5.9	
Totals			10	824:47	64-165	.388	49-136	.360	24-35	.686	38	76	114	3.4	61	28	25	2	34	201	5.9

CAREER STATS

SEASON	TEAM	GP-GS	MIN/AVG	Field Goals		3-Point		F-Throws		Rebounds				Scoring						
				FG-FGA	FG%	3FG-3FGA	3FG%	FT-FTA	FT%	OFF	DEF	TOT	AVG	PF-FO	A	TO	BLK	STL	PTS	AVG
2019-20	UA	17-0	75/4.4	2-12	.167	0-7	.000	2-4	.500	7	9	16	0.9	9-0	1	6	1	1	6	0.4
2020-21	UA	23-0	305/13.3	34-81	.420	20-62	.323	10-13	.769	19	31	50	2.2	25-0	14	9	0	10	98	4.3
2021-22	UA	34-10	825/24.3	64-165	.388	49-136	.360	24-35	.686	38	76	114	3.4	61-0	28	25	2	34	201	5.9
TOTAL		74-10	1205/16.3	100-258	.388	69-205	.337	36-52	.692	64	116	180	2.4	95-0	43	40	3	45	305	4.1

Single Game Highs

Statistic	Value	
Points	17	vs Bowling Green 02/22/22
Rebounds	8	vs Central Mich. 03/04/22
Assists	2	9 times
Steals	4	at Ball St. 03/01/22
Blocks	1	at Bowling Green 02/25/20, vs Ball St. 01/11/22, vs Toledo 03/11/22
FG Made	5	at Western Mich. 01/23/21, at Ohio 02/25/22, vs Buffalo 03/10/22
FG Attempts	11	vs Ohio 01/04/22
3FG Made	4	vs Point Park 11/13/21, vs Ohio 01/04/22, vs Bowling Green 02/22/22
3FG Attempts	9	vs Cedarville 12/12/20, vs Ohio 01/04/22
FT Made	5	vs Bowling Green 02/22/22
FT Attempts	6	vs Bowling Green 02/22/22



25 • ENRIQUE FREEMAN • JR • F • CLEVELAND, OHIO



SEASON STATS

Opponent	Date	GS	MIN	Total		3-Pointers		Free throws		Rebounds				PF	A	TO	BLK	STL	PTS	AVG
				FG-FGA	PCT	3FG-3FGA	PCT	FT-FTA	PCT	OFF	DEF	TOT	AVG							
South Dakota St.	11/07/2022	*	34:07	10-15	.667	0-0	.000	3-4	.750	5	9	14	14.0	4	6	3	1	0	23	23.0
vs Mississippi St.	11/11/2022	*	27:33	3-5	.600	0-0	.000	3-4	.750	1	2	3	8.5	3	0	2	0	2	9	16.0
Morgan St.	11/15/2022	*	34:30	7-13	.538	0-0	.000	3-6	.500	7	6	13	10.0	2	2	3	3	1	17	16.3
vs Western Ky.	11/21/2022	*	35:18	7-8	.875	0-1	.000	4-8	.500	3	8	11	10.3	2	3	2	0	0	18	16.8
vs LSU	11/22/2022	*	33:60	1-6	.167	0-0	.000	1-4	.250	5	5	10	10.2	1	2	1	1	0	3	14.0
vs Nevada	11/23/2022	*	35:27	4-11	.364	0-0	.000	1-3	.333	2	7	9	10.0	3	2	2	1	0	9	13.2
at Marshall	11/30/2022	*	28:17	4-12	.333	0-0	.000	2-4	.500	4	10	14	10.6	4	2	2	0	1	10	12.7
Muskingum	12/04/2022	*	22:46	3-3	1.000	0-0	.000	2-4	.500	1	3	4	9.8	0	2	2	1	2	8	12.1
Jackson St.	12/11/2022	*	33:48	7-7	1.000	0-0	.000	3-4	.750	1	8	9	9.7	0	5	0	3	1	17	12.7
Wright St.	12/14/2022	*	24:04	4-9	.444	0-0	.000	0-0	.000	5	10	15	10.2	4	2	3	0	0	8	12.2
Maine	12/19/2022	*	24:17	7-12	.583	0-0	.000	0-0	.000	2	6	8	10.0	0	2	3	1	0	14	12.4
at Bradley	12/22/2022	*	31:02	5-12	.417	0-0	.000	1-3	.333	5	5	10	10.0	1	0	4	0	2	11	12.3
Concord	12/30/2022	*	24:11	7-8	.875	0-0	.000	4-10	.400	3	7	10	10.0	3	2	2	2	0	18	12.7
NIU	01/03/2023	*	30:32	10-18	.556	0-0	.000	7-10	.700	4	11	15	10.4	1	2	3	0	3	27	13.7
at Ball St.	01/06/2023	*	33:44	9-13	.692	0-0	.000	5-6	.833	5	9	14	10.6	4	1	4	2	2	23	14.3
at Bowling Green	01/10/2023	*	33:17	6-11	.545	0-1	.000	9-10	.900	3	13	16	10.9	2	1	1	1	0	21	14.8
Eastern Mich.	01/13/2023	*	20:34	5-7	.714	0-0	.000	10-11	.909	3	6	9	10.8	2	1	2	1	0	20	15.1
at Central Mich.	01/17/2023	*	22:52	2-4	.500	0-0	.000	4-6	.667	2	7	9	10.7	5	0	2	1	1	8	14.7
at Western Mich.	01/21/2023	*	36:00	3-7	.429	0-0	.000	0-0	.000	4	7	11	10.7	2	2	0	3	1	6	14.2
Miami (OH)	01/24/2023	*	24:10	5-7	.714	0-0	.000	3-4	.750	3	5	8	10.6	5	2	2	1	0	13	14.2
Ohio	01/28/2023	*	37:46	14-18	.778	0-0	.000	4-9	.444	4	11	15	10.8	1	2	3	0	0	32	15.0
at Buffalo	01/31/2023	*	36:26	9-15	.600	0-0	.000	0-2	.000	1	8	9	10.7	2	2	2	2	0	18	15.1
Kent St.	02/03/2023	*	37:01	4-6	.667	1-1	1.000	10-12	.833	3	14	17	11.0	1	3	2	3	0	19	15.3
Toledo	02/07/2023	*	28:29	5-11	.455	0-0	.000	0-1	.000	4	8	12	11.0	4	3	2	0	0	10	15.1
at Ohio	02/10/2023	*	36:09	10-16	.625	0-0	.000	1-6	.167	7	5	12	11.1	0	1	3	3	0	21	15.3
at Eastern Mich.	02/14/2023	*	29:11	9-11	.818	0-0	.000	4-7	.571	4	11	15	11.2	3	1	1	1	0	22	15.6
Buffalo	02/18/2023	*	30:22	7-13	.538	0-0	.000	7-9	.778	2	8	10	11.2	2	4	2	2	1	21	15.8
at Toledo	02/21/2023	*	32:35	7-9	.778	0-0	.000	4-8	.500	2	7	9	11.1	0	0	1	0	1	18	15.9
Totals		28	858:27	174-287	.606	1-3	.333	95-155	.613	95	216	311	11.1	61	55	59	33	18	444	15.9

Player Averages

Games	Minutes/	Points/	FG Pct	3FG	FT Pct	Rebounds/	Assists/	Turnovers/	Assist/Turnover	Steals/	Blocks/
-------	----------	---------	--------	-----	--------	-----------	----------	------------	-----------------	---------	---------

CAREER STATS

SEASON	TEAM	GP-GS	MIN/AVG	Field Goals		3-Point		F-Throws		Rebounds				Scoring						
				FG-FGA	FG%	3FG-3FGA	3FG%	FT-FTA	FT%	OFF	DEF	TOT	AVG	PF-FO	A	TO	BLK	STL	PTS	AVG
2019-20	UA	7-0	13/1.9	1-1	1.000	0-0	.000	3-4	.750	1	3	4	0.6	1-0	0	0	1	0	5	0.7
2020-21	UA	23-20	517/22.5	77-104	.740	0-0	.000	27-41	.659	65	146	211	9.2	58-0	7	34	44	12	181	7.9
2021-22	UA	34-34	981/28.8	175-263	.665	0-3	.000	100-154	.649	111	256	367	10.8	100-4	46	64	41	16	450	13.2
2022-23	UA	28-28	858/30.7	174-287	.606	1-3	.333	95-155	.613	95	216	311	11.1	61-2	55	59	33	18	444	15.9
TOTAL		92-82	2369/25.8	427-655	.652	1-6	.167	225-354	.636	272	621	893	9.7	220-6	108	157	119	46	1080	11.7

Single Game Highs

Statistic	Value	
Points	32	vs Ohio 01/28/23
Rebounds	21	vs Malone 12/19/20
Assists	6	vs South Dakota St. 11/07/22
Steals	3	vs NIU 01/03/23
Blocks	5	at Central Mich. 01/25/22, at Western Mich. 02/15/22
FG Made	14	vs Ohio 01/28/23
FG Attempts	18	vs NIU 01/03/23, vs Ohio 01/28/23
3FG Made	1	vs Kent St. 02/03/23
3FG Attempts	1	6 times
FT Made	10	vs Eastern Mich. 01/13/23, vs Kent St. 02/03/23
FT Attempts	12	vs Marshall 12/01/21, vs Kent St. 02/03/23



34 • NATE JOHNSON • FR • F • LIBERTY TWP, OHIO



SEASON STATS

Opponent	Date	GS	MIN	Total		3-Pointers		Free throws		Rebounds				PF	A	TO	BLK	STL	PTS	AVG
				FG-FGA	PCT	3FG-3FGA	PCT	FT-FTA	PCT	OFF	DEF	TOT	AVG							
South Dakota St.	11/07/2022		25:09	3-4	.750	1-2	.500	0-0	.000	0	2	2	2.0	2	1	0	1	1	7	7.0
vs Mississippi St.	11/11/2022		18:51	0-2	.000	0-2	.000	0-0	.000	0	1	1	1.5	1	0	0	0	0	0	3.5
Morgan St.	11/15/2022		21:20	4-6	.667	2-2	1.000	1-2	.500	1	1	2	1.7	2	1	1	0	2	11	6.0
vs Western Ky.	11/21/2022		29:08	3-3	1.000	3-3	1.000	0-0	.000	2	3	5	2.5	2	1	2	0	1	9	6.8
vs LSU	11/22/2022		20:20	0-2	.000	0-0	.000	0-0	.000	5	2	7	3.4	0	0	2	0	0	0	5.4
vs Nevada	11/23/2022		19:18	1-3	.333	0-1	.000	0-0	.000	0	3	3	3.3	4	0	1	0	2	2	4.8
at Marshall	11/30/2022	*	23:59	0-4	.000	0-1	.000	0-0	.000	2	3	5	3.6	1	0	2	0	0	0	4.1
Muskingum	12/04/2022		13:28	4-6	.667	1-2	.500	0-0	.000	1	2	3	3.5	2	0	1	0	0	9	4.8
Jackson St.	12/11/2022		11:27	0-3	.000	0-2	.000	0-0	.000	0	1	1	3.2	0	1	1	0	1	0	4.2
Wright St.	12/14/2022		12:38	0-1	.000	0-0	.000	0-0	.000	0	3	3	3.2	0	1	2	0	1	0	3.8
Maine	12/19/2022		17:36	0-1	.000	0-0	.000	1-2	.500	1	0	1	3.0	2	1	0	0	1	1	3.5
at Bradley	12/22/2022		15:26	0-2	.000	0-1	.000	0-0	.000	0	3	3	3.0	0	0	2	0	0	0	3.3
Concord	12/30/2022		15:48	4-6	.667	1-2	.500	0-0	.000	0	1	1	2.8	1	0	1	0	4	9	3.7
NIU	01/03/2023		29:53	3-6	.500	1-2	.500	1-2	.500	1	1	2	2.8	1	0	0	0	0	8	4.0
at Ball St.	01/06/2023		17:21	2-3	.667	0-0	.000	2-2	1.000	0	1	1	2.7	5	1	1	0	0	6	4.1
at Bowling Green	01/10/2023		15:16	0-1	.000	0-0	.000	2-2	1.000	1	3	4	2.8	4	1	0	0	0	2	4.0
Eastern Mich.	01/13/2023		13:50	2-4	.500	0-2	.000	0-0	.000	1	4	5	2.9	2	2	0	0	0	4	4.0
at Central Mich.	01/17/2023		21:28	2-5	.400	1-4	.250	0-0	.000	1	2	3	2.9	0	1	2	0	3	5	4.1
at Western Mich.	01/21/2023		11:01	1-2	.500	1-1	1.000	0-0	.000	0	0	0	2.7	1	0	0	0	0	3	4.0
Miami (OH)	01/24/2023		17:50	1-3	.333	0-1	.000	0-0	.000	2	2	4	2.8	2	2	0	0	0	2	3.9
Ohio	01/28/2023		22:25	1-1	1.000	1-1	1.000	0-0	.000	1	3	4	2.9	0	3	2	0	1	3	3.9
at Buffalo	01/31/2023		19:25	4-5	.800	2-2	1.000	0-0	.000	2	4	6	3.0	2	1	3	0	0	10	4.1
Kent St.	02/03/2023		18:52	0-1	.000	0-1	.000	1-2	.500	0	0	0	2.9	2	1	0	0	2	1	4.0
Toledo	02/07/2023		13:22	0-1	.000	0-0	.000	0-0	.000	0	0	0	2.8	2	0	1	0	0	0	3.8
at Ohio	02/10/2023		27:41	2-4	.500	1-2	.500	0-0	.000	1	4	5	2.8	2	2	3	0	2	5	3.9
at Eastern Mich.	02/14/2023	*	31:08	5-11	.455	3-6	.500	0-0	.000	3	4	7	3.0	1	2	0	0	1	13	4.2
Buffalo	02/18/2023	*	26:38	5-6	.833	1-1	1.000	0-0	.000	0	2	2	3.0	2	0	0	0	1	11	4.5
at Toledo	02/21/2023	*	28:44	2-5	.400	0-2	.000	0-0	.000	2	6	8	3.1	1	2	2	0	2	4	4.5
Totals		4	559:21	49-101	.485	19-43	.442	8-12	.667	27	61	88	3.1	44	24	29	1	25	125	4.5

Player Averages

CAREER STATS

		Field Goals		3-Point		F-Throws		Rebounds				Scoring								
SEASON	TEAM	GP-GS	MIN/AVG	FG-FGA	FG%	3FG-3FGA	3FG%	FT-FTA	FT%	OFF	DEF	TOT	AVG	PF-FO	A	TO	BLK	STL	PTS	AVG
2022-23	UA	28-4	559/20.0	49-101	.485	19-43	.442	8-12	.667	27	61	88	3.1	44-1	24	29	1	25	125	4.5
TOTAL		28-4	559/20.0	49-101	.485	19-43	.442	8-12	.667	27	61	88	3.1	44-1	24	29	1	25	125	4.5

Single Game Highs

Statistic	Value	
Points	13	at Eastern Mich. 02/14/23
Rebounds	8	at Toledo 02/21/23
Assists	3	vs Ohio 01/28/23
Steals	4	vs Concord 12/30/22
Blocks	1	vs South Dakota St. 11/07/22
FG Made	5	at Eastern Mich. 02/14/23, vs Buffalo 02/18/23
FG Attempts	11	at Eastern Mich. 02/14/23
3FG Made	3	vs Western Ky. 11/21/22, at Eastern Mich. 02/14/23
3FG Attempts	6	at Eastern Mich. 02/14/23
FT Made	2	at Ball St. 01/06/23, at Bowling Green 01/10/23
FT Attempts	2	6 times



JOHN GROCE

Head Coach

Sixth Season at Akron

15th Season Overall

Taylor '94

Groce became the Akron Zips 22nd head coach on April 6, 2017. He completed his fifth season at Akron with a 94-59 overall record, including a 63-25 mark over the last three seasons.

In Mid-American Conference play, the Zips are 54-38 under Groce and 40-16 over the last three years, owning the best winning percentage (.714) in the league.

Groce has a long track record of building championship caliber teams and

all-around successful young men. The program's mission "to be impactful", and the vision "OneAkron", resonates with everyone involved in the program as he is notorious for saying "It takes a village."

In 2022, The University of Akron basketball program claimed the 2022 MAC Men's Basketball Tournament Championship and advanced to the 2022 NCAA Tournament for the fifth time in program history. Akron entered NCAA Tournament as a No. 13 seed and played against the No. 4 seed UCLA Bruins in the First Round of the East Region at the Moda Center in Portland, Oregon on March 17, 2022. The Zips fell 57-53. Akron won eight consecutive games entering the NCAA Tournament, including the last five regular season games and the three MAC Tournament games. The Zips finished the season with a 24-10 overall record and 14-6 record in league play.

In 2020, the Zips matched the best regular season record in program history at 24-7. Groce led the Zips to five consecutive Mid-American Conference Tournaments, earning the No. 4 seed and defeating fifth-seeded Buffalo (70-68) in the quarterfinal round, top-seeded Toledo (70-62) in the semifinal round and second-seeded Kent State (75-55) in the finals. Akron earned No. 1 seed in 2020 - the 2020 MAC Tournament was canceled due to the COVID-19 pandemic.

During his 27-year coaching career, he has helped coach teams to 19 postseason appearances in 24 opportunities, including six regular season conference championships, eight conference tournament championships, a National Runner-up, an Elite 8, an NCAA Sweet 16 and seven Round of 32 appearances. Over 27 years his teams have not only shown consistent success on the court but have demonstrated sustained excellence in the classroom as well.

Prior to joining the Zips, Groce was head men's basketball coach at the University of Illinois for five seasons. During his tenure at Illinois, he led the Illini to an average of 19 wins per season along with postseason appearances in four of his five years in Champaign, owning a 95-75 record.

He arrived at Illinois after four seasons as head coach at Ohio University, where he led the Bobcats to an 85-56 overall record as well as Mid-American Conference Tournament titles and NCAA Tournament appearances in 2010 and 2012. Groce pursued building a championship program in all phases. There were signature wins on the court, player development improvements, recruiting success, and achievement in the classroom as well.

Ohio was the story of the 2012 Tournament, advancing to the Sweet 16 as a No. 13 seed with victories over No. 4 seed Michigan followed by No. 12 seed South Florida. The Bobcats made a strong push for the Elite Eight before falling to No. 1 seed North Carolina in overtime in the regional semifinal. It marked just the second time in Ohio's school history and first since 1964 that the Bobcats won multiple games in the NCAA Tournament. Ohio finished the 2012 season with a school-record 29 wins and was known for its pressure defense, ranking second nationally in turnover percentage and third in steals percentage.

Ohio also made noise in the 2010 postseason. Playing in the school's first NCAA Tournament game in five seasons, the Bobcats received a No. 14 seed and defeated No. 3 seed Georgetown. With the 2010 and 2012 NCAA performances, Ohio became just the sixth school ever to win Tournament games as both a 13 and 14 seed.

Groce earned his first head-coaching job at Ohio following four seasons on Thad Matta's staff at Ohio State from 2005-08, the first two as assistant coach and last two as associate head coach. During Groce's time in Columbus the Buckeyes amassed a record of 105-35, advanced to the NCAA Championship game in 2007 and second round in 2006, claimed back-to-back outright Big Ten Championships in 2006 and 2007 and won the NIT in 2008.

Groce played a key role in recruiting many of the top players at Ohio State and was named Rivals' 2006 National Recruiter of the Year.

Groce earned a bachelor's degree in mathematics from Taylor in 1994. He and his wife, Allison, have two sons, Conner and Camden, and a daughter, Cate.

THE JOHN GROCE FILE

COACHING EXPERIENCE

2018-present	Akron	Head Coach
2013-17	Illinois	Head Coach
2009-12	Ohio	Head Coach
2007-08	Ohio State	Associate Head Coach
2005-06	Ohio State	Assistant Coach
2002-04	Xavier	Assistant Coach
2001	Butler	Assistant Coach
1997-00	N.C. State	Assistant Coach
1994-96	Taylor	Assistant Coach

YEAR-BY-YEAR COACHING RECORD

Year	Team	Overall	Conference	Finish/Postseason
2008-09	Ohio	15-17 (.468)	7-9 (.438)	6th East
2009-10	Ohio	22-15 (.595)	7-9 (.438)	5th East, NCAA Second Round
2010-11	Ohio	19-16 (.543)	9-7 (.563)	3rd East, CIT Quarterfinals
2011-12	Ohio	29-8 (.784)	11-5 (.688)	3rd East, NCAA Sweet 16
Ohio Totals (4 seasons)		85-56 (.603)	34-30 (.531)	
2012-13	Illinois	23-13 (.639)	8-10 (.444)	T7th, NCAA Third Round
2013-14	Illinois	20-15 (.571)	7-11 (.389)	T8th, NIT Second Round
2014-15	Illinois	19-14 (.576)	9-9 (.500)	T7th, NIT First Round
2015-16	Illinois	15-19 (.441)	5-13 (.278)	12th
2016-17	Illinois	18-14 (.563)	8-10 (.444)	9th
Illinois (5 seasons)		97-76 (.561)	37-53 (.411)	
2017-18	Akron	14-18 (.438)	6-12 (.333)	6th East
2018-19	Akron	17-16 (.515)	8-10 (.444)	4th East
2019-20	Akron	24-7 (.770)	14-4 (.760)	1st, MAC Champions
2020-21	Akron	15-8 (.667)	12-6 (.667)	3rd in MAC
2021-22	Akron	24-10 (.714)	14-6 (.727)	t-3rd, NCAA First Round
2022-23	Akron	19-9 (.667)	11-4 (.800)	
Akron (5 seasons)		113-68 (.619)	65-42 (.597)	
Career Totals (12 seasons)		234-200 (.593)	136-125 (.513)	

BIRTHDATE: Sept. 7, 1971 **EDUCATION:** Taylor University, B.S. in mathematics, 1994
HOMETOWN: Danville, Ind. **PLAYING CAREER:** 1991-93 Basketball (Taylor)
FAMILY: Wife- Allison, Children- Conner, Camden, and Cate



Groce ALL-Time Record vs Opponents

THE NUMBERS ON AKRON HOOPS...

4 Akron has won three MAC tournament titles to represent the league in the NCAA Tournament.

17 The number of times the Zips have finished in the top-three in the MAC East since divisional play began during the 1997-98 season.

19 Only 10 teams had at least 19 wins every season since the start of the 2004-05 campaign, including the Zips.

21 Akron was one of just four programs in all of Division I basketball to post at least 21 wins in 12 straight-seasons.

87 Akron has posted 87 winning seasons in 121 years of basketball.

86.6 The Zips have a home winning percentage of 86.6 since the start of the 2004-05 campaign (254-38).

140 The number of wins in league play the Zips have posted since the start of the 2012 MAC schedule 140-68, .696).

220 Akron has posted 220 wins in conference play since the 2004-05 season (220-100 .). The Zips' 220 wins are the most in the league during that stretch.

256 Akron has posted 256 home wins since the 2004-05 campaign (256-39, .866).

431 The number of wins the Zips have posted since the start of the 2004-05 season, the most victories in the MAC.

717 The number of consecutive games that Akron has made at least one 3-point basket.

1,692 The Zips have won 1,692 games in their 122 seasons of basketball. Akron was the 56th Division I program to post 1,500 all-time wins.

Opponent	UA W-L	TOT W-L
Akron	0-0	6-4
Alabama	0-0	0-1
Alabama State	1-0	2-0
American	0-0	1-0
Appalachian State	1-1	1-1
Arkansas State	0-0	1-0
Auburn	0-0	2-0
Austin Peay	0-0	2-1
BYU	0-0	1-0
Ball State	5-4	8-7
Baylor	0-0	1-0
Boston U.	0-0	1-0
Bowling Green	9-3	12-9
Bradley	0-1	1-1
Brown	0-0	1-0
Bucknell	0-0	1-0
Buffalo	5-8	10-12
Butler	0-0	1-0
Carnegie Mellon	1-0	1-0
Cedarville	2-0	2-0
Central Michigan	7-1	10-3
Chaminade	0-0	1-0
Chattanooga	1-0	1-1
Chicago State	1-0	3-0
Clemson	0-1	0-2
Cleveland State	1-0	1-0
Colgate	0-0	1-0
Colorado	0-0	1-0
Concord	3-0	3-0
Coppin State	0-0	1-0
Dartmouth	0-0	1-0
Davidson	0-1	0-1
Dayton	0-1	0-1
Delaware	0-0	2-1
Detroit Mercy	1-0	2-0
Eastern Kentucky	0-0	2-1
Eastern Michigan	9-3	11-5
East Tennessee State	0-0	0-1
Elon	0-0	1-0
Evansville	1-0	1-0
Fordham	0-1	0-1
Florida State	0-0	0-1
Florida A&M	1-0	1-0
Gardner-Webb	0-0	1-0
George Mason	0-0	0-1
Georgetown	0-0	1-0
Georgia Southern	0-0	1-0
Georgia Tech	0-0	1-1
Gonzaga	0-0	1-0
Hampton	0-0	1-0
Hawaii	0-0	1-0
Holy Cross	0-0	1-0
Illinois State	0-1	2-1
Indiana	0-0	3-6
Indiana State	0-0	2-0
Iowa	0-0	4-4
Iowa State	0-0	0-1
IPFW	1-1	2-1
IUPUI	0-0	2-1
Jacksonville State	1-0	2-0
Kansas	0-0	0-1
Kennesaw State	0-0	2-0
Kent State	7-5	11-10
Lamar	0-0	2-1
Louisville	0-1	0-3
Liberty	0-1	0-1
LSU	0-1	0-1
Maine	1-0	1-0
Malone	3-0	3-0
Marietta	0-0	1-0
Massachusetts	1-0	1-0
Marshall	2-2	4-5
Maryland	0-0	1-3
McKendree	0-0	1-0
Merrimack	1-0	1-0
Miami (Fla.)	0-0	0-2
Miami (Ohio)	8-3	14-6
Michigan	0-0	3-9
Michigan State	0-0	3-4
Middle Tennessee	0-0	1-0
Minnesota	0-0	6-3
Mississippi State	0-1	0-1
Mississippi Valley State	1-0	1-0
Missouri	0-0	4-1
Morgan State	1-0	2-0
Muskingum	0-0	0-0
Nebraska	0-0	5-3
Nevada	0-2	0-2
Norfolk State	0-0	2-0
North Carolina	0-0	0-1
North Carolina Central	1-0	1-0
North Carolina A&T	0-0	2-0
North Carolina State	0-0	1-0
North Dakota State	0-0	1-0
North Florida	0-0	0-1
Northern Illinois	5-3	9-3
Northern Iowa	0-0	1-0
Northern Kentucky	0-0	1-0
Northwestern	0-0	5-3
Notre Dame	0-0	0-1
Oakland	0-0	1-1
Ohio	7-5	7-5
Ohio Valley	0-0	1-0
Ohio State	0-1	2-7
Oregon	0-0	0-2
Penn State	0-0	4-3
Pittsburgh	0-0	0-1
Point Park	1-0	1-0
Portland	0-0	1-0
Princeton	0-1	0-1
Providence	0-0	0-1
Purdue	0-0	3-5
Robert Morris	0-0	0-3
Rutgers	0-0	3-1
St. Bonaventure	1-1	1-2
St. Francis (N.Y.)	0-0	2-0
St. Francis (Pa.)	0-0	1-0
Santa Clara	0-0	1-0
South Carolina Upstate	1-0	1-0
South Dakota	0-0	1-0
South Dakota State	1-0	1-0
South Florida	0-0	1-0
Southeast Missouri	0-0	1-0
Southern	2-0	2-0
Temple	0-0	0-1
Tennessee	0-0	0-1
Tennessee-Martin	1-0	2-0
Tennessee State	1-0	1-0
Texas A&M-Corpus Christi	0-0	1-0
Toledo	1-8	6-9
Towson	0-0	0-0
Tulane	1-0	1-0
Tulsa	0-0	1-1
UAB	0-0	1-0
UIC	0-0	2-0
UNC Asheville	0-0	1-0
UNLV	0-0	1-0
USC	0-1	1-1
VCU	0-0	1-0
Valparaiso	0-0	2-0
Villanova	0-0	0-1
West Virginia	0-1	0-2
Western Carolina	0-0	2-0
Western Kentucky	1-0	1-0
Western Michigan	6-2	9-4
Wheeling	1-0	1-0
William & Mary	0-0	1-0
Winthrop	0-0	1-1
Wisconsin	0-0	0-8
Wright State	2-0	4-0
Xavier	0-0	0-1
Yale	0-0	1-0
Youngstown State	1-0	1-0
TOTAL	113-68	295-200



LAST TIME AKRON...

Scored 50+ points in a half: 7x Most: vs Point Park (50), 11/13/21 (2nd)
Scored 55+ points in a half: vs. Detroit (58), 12/18/13 (2nd)
Scored 60+ points in a half: vs. Denison (70), 12/7/05 (1st)
Scored 90+ Points: vs. Youngstown State (98), 11/10/18
Scored 90+ Points (MAC): Buffalo (91) 1/28/17
Scored 100+ Points: vs. Point Park (102), 11/13/21
Scored 100+ Points (MAC): at Northern Illinois (101, 2ot), 1/29/03
Scored 110+ Points: vs. Ball State (106, 2ot), 1/27/18
Scored 110+ Points (MAC): vs. Ball State (111, 2ot), 1/27/18
Scored 120+ Points: vs. Denison (123), 12/7/05
Scored 50 points or less: at Gonzaga (43), 12/10/16
Scored 50 points or less (MAC): vs. Ohio (50), 2/22/14
Scored 100 points in consecutive games: vs. Ball State (105, ot), 1/4/03; at Ohio (104, 4ot), 1/8/03
Scored 100 points in 3+ consecutive games: vs. Central Connecticut (100), 12/3/67; vs. Marietta (100), 12/10/67; at Heidelberg (102), 12/13/67
Won a game by 20+ points: vs. Radford (47, 88-41), 11/17/16
Won a game by 30+ points: vs. Chicago State (41, 87-46), 11/16/18
Won by one point: at Buffalo (91-90), 1/28/17
Lost by one point: at Northern Illinois (80-79), 2/13/16
Consecutive games decided by one point: at Bowling Green (W, 69-68), 1/31/15; at Ohio (L, 83-82), 2/4/15
Made 35+ field goals: vs. Point Park (36), 11/13/21
Made 40+ field goals: vs. Denison (46), 12/7/05
Made 45+ field goals: vs. Denison (46), 12/7/05
Made 50+ field goals: vs. Hiram (57), 2/25/61
Shot over 50% from the field: vs. Point Park (.500, 36-72), 11/13/21
Shot over 60% from the field: at IPFW (.643, 36-56), 3/19/14
Shot over 65% from the field: at Kent State (.660, 33-55), 1/24/98
Shot under 30% from the field: at North Dakota State (.298, 17-57), 12/16/14
Made 10+ 3-pointers: vs. Point Park (13) 11/13/21
Made 15+ 3-pointers (4x Last): at Eastern Michigan (18) 2/10/17
Made 20+ 3-pointers: vs. BGSU (20) 3/1/16
Made 0 3-pointers: vs. Purdue, 12/7/00
Shot over 50% from 3-point (10 att): vs. Buffalo (.591, 13-22), 2/24/17
Shot over 60% from 3-point (10 att): at Ohio (.600, 9-15), 1/12/14
Shot over 70% from 3-point (10 att): vs. Ohio (.750, 9-12), 3/10/12
Shot over 75% from 3-point (8 att): vs. Northern Ill. (.778, 7-9), 2/19/90
Made 20+ free throws: vs. Buffalo (20), 2/24/17
Made 25+ free throws: vs. Buffalo (26), 1/28/17
Made 30+ free throws: vs. Youngstown State (35), 12/21/07
Made 35+ free throws: vs. Youngstown State (35), 12/21/07
Made 40+ free throws: vs. Ball State (.905, 19-of-21), 1/27/18
Shot 100% from foul line (min. 10 att.): vs. Bowling Green (10-10), 2/21/17
Had 15+ steals: vs. Bluffton (17), 12/20/14
Had 20+ steals: vs. Tiffin (20), 11/19/06
Had 20+ assists: at Ohio (21), 2/27/13
Had 25+ assists: vs. North Carolina Central (26), 12/8/07
Had 30+ assists: vs. Denison (31), 12/7/05
Had 50+ rebounds: vs. Arkansas-Pine Bluff (50), 12/18/12
Had 60+ rebounds: vs. Coppin State (61), 1/2/13
Won rebounds by +20: vs. Coppin State (29, 61-32), 1/2/13
Lost rebounds by +20: vs. Canisius (20, 27-47), 11/15/08
Had 10+ blocked shots: at Buffalo (10), 2/16/16
Had 15+ blocked shots: vs. Kent State (15), 3/12/11
Had 5 or fewer turnovers: vs. Youngstown State (5), 11/10/18
Had 10 or fewer turnovers: at Western Michigan (8), 1/24/17
Had 20+ turnovers: vs. Miami (Ohio) (20), 2/21/15
Had 25+ turnovers: vs. Arkansas-Pine Bluff (25), 12/18/12
Won in overtime: at Ohio (83-80, 2OT), 1/12/14
Lost in overtime: vs. Ohio State (NIT: 72-63), 3/15/16
Played in two overtimes: vs. Ball State (L, 111-106, 2ot), 1/27/18
Played in three overtimes: vs. Xavier (L, 113-111), 12/21/96
Played in four overtimes: at Ohio (L, 112-104), 1/8/02
Played in five overtimes: at Eastern Kentucky (W, 88-86), 1/26/84
Played consecutive overtime games: vs. Ball State (W, 105-104, ot), 1/4/03; at Ohio (L, 112-104, 4ot), 1/8/03
Overcame a 10+ point deficit to win: Trained 38-27 vs. CMU, won 89-85, 11/10/17
Overcame a 15+ point deficit to win: Trained 52-37 at NIU, won 76-73, 1/31/17
Overcame a 20+ point deficit to win: Trained 32-12 vs. Buffalo, won 68-64, 1/26/13

LAST TIME AN OPPONENT...

Scored 50+ points in a half: vs. Davidson (52), 12/25/17 (2nd)
Scored 55+ points in a half: vs. USC (55), 12/22/17 (2nd)
Scored 60+ points in a half: at Louisville (65), 12/10/05 (2nd)
Scored 90+ Points: Davidson (90), 12/25/17
Scored 90+ Points (MAC): Buffalo (90), 1/28/17
Scored 100+ Points: at Louisville (111), 12/10/05
Scored 100+ Points (MAC): at Northern Illinois (100, 2ot), 1/29/03
Scored 110+ Points: at Louisville (111), 12/10/05
Scored 110+ Points (MAC): vs. Ball State (111, 2ot), 1/27/18
Scored 120+ Points: at Eastern Kentucky (122), 1/19/80
Scored 50 points or less: vs. Radford (41), 1/28/17
Scored 50 points or less (MAC): vs. Miami (46), 1/23/16
Scored 100 points in consecutive games: vs. Ball State (104, ot), 1/4/03; at Ohio (112, 4ot), 1/8/03
Scored 100 points in consecutive games (MAC): vs. Ball State (104, ot), 1/4/03; at Ohio (112, 4ot), 1/8/03
Scored 100 points in 3+ consecutive games: Never
Won a game by 20+ points: vs. USC (31, 84-53), 12/21/17
Won a game by 30+ points: at South Carolina (32, 78-45), 12/28/13
Made 35+ field goals: at Buffalo (38), 2/19/14
Made 40+ field goals: at Louisville (40), 12/10/05
Made 45+ field goals: at Marshall (47), 12/21/51
Made 50+ field goals: Never
Shot over 50% from the field: vs. Davidson (.532, 33-62), 12/25/17
Shot over 60% from the field: at IPFW (.600, 33-55), 3/19/14
Shot over 65% from the field: vs. Ohio (.652, 30-46), 2/12/94
Shot under 30% from the field: vs. Western Michigan (.259, 14-54), 3/11/15
Made 10+ 3-pointers: Davidson (13), 12/25/17
Made 15+ 3-pointers 2x Most: vs. Marshall (12), 12/17/16
Made 0 3-pointers: at Valparaiso, 11/18/11
Shot over 50% from 3-point (10 att): vs. Eastern Michigan (.529, 9-17), 1/19/16
Shot over 60% from 3-point (10 att): at Ohio (.611, 11-18), 2/4/15
Shot over 70% from 3-point (10 att): vs. Toledo (.786, 11-14), 1/20/93
Shot over 75% from 3-point (10 att): at Toledo (.818, 9-11), 1/9/15
Made 20+ free throws: vs. USC (20), 12/25/17
Made 25+ free throws: at Kent State (25), 3/6/15
Made 30+ free throws: at Saint Mary's (32), 11/12/13
Made 35+ free throws: vs. Toledo (36, ot), 3/10/09
Made 40+ free throws: Never
Shot 90% from foul line: vs. Ohio (.900, 18-20), 2/27/15
Shot 100% from foul line (min. 10 att.): at Florida State (10-10), 3/18/08
Had 15+ steals: vs. Arkansas-Pine Bluff (18), 12/18/12
Had 20+ steals: Never
Had 20+ assists: at IPFW (20), 3/19/14
Had 25+ assists: at Northwestern (25), 3/13/12
Had 30+ assists: at Louisville (31), 12/10/05
Had 50+ rebounds: vs. Western Michigan (51), 3/11/11; (50), 1/8/16)
Had 10+ blocked shots: vs. VCU (10), 2/23/08
Had 15+ blocked shots: Never
Had 5 or fewer turnovers: vs. Miami (Ohio) (5), 3/10/07
Had 10 or fewer turnovers 3x Least: vs. UMES (8), 12/22/16
Had 20+ turnovers: vs. Radford (22), 2/14/15
Had 30+ turnovers: vs. Canisius (30), 11/15/08
Overcame a 10+ point deficit to win: YSU trailed 41-30 and won 90-82, 11/12/16
Overcame a 15+ point deficit to win: Western Michigan trailed 37-19 and won 64-60 in overtime, 3/14/14



LAST TIME AN AKRON PLAYER...

SCORING

Scored 20+ Points: Xavier Castaneda (23), vs. Eastern Michigan 1/13/23
Scored 25+ Points: Enrique Freeman (27), vs. Northern Illinois 1/3/23
Scored 30+ Points: Xavier Castaneda (31), vs. South Dakota State, 11/7/22
Scored 35+ Points: Romeo Travis (37), vs. Bowling Green, 2/24/07
Scored 40+ Points: Derrick Tarver (44), vs. Wright State, 12/30/03
Scored 45+ Points: Jimond Ivey (48), vs. Ball State, 1/27/18
Scored 50+ Points: Never
Two players had 20+ points: Xavier Castaneda (43) and Enrique Freeman (22) vs Eastern Michigan, 1/13/23
Three players had 20+ points: Nikola Cvetinovic (27); Brett McClanahan (22); Zeke Marshall (22), vs. Youngstown State, 11/20/10
Two players had 25+ points: Kwan Cheatham (31); Isaiah Johnson (27), UB, 1/28/17
Two players had 30+ points: Rashon Brown (31); David Falknor (30), vs. Western Michigan, 3/4/02
Scored 20+ points, half: Derrick Tarver (27), vs. Wright State, 12/30/03 (1st)
Scored 20+ points in five-straight games: Derrick Tarver (6), 1/10/04-1/28/04
Scored 20+ points in 10+ straight games: Joe Jakubick (17), 1/9/84-3/3/84
Scored in double figures in 10+ straight games: Isaiah Johnson (13), 1/12-2/23/16
Scored in double figures in 15+ straight games: Demetrius "Tree" Treadwell (22), 1/8/14-11/14/14
Scored in double figures in 30+ straight games: Joe Jakubick (30), 3/11/82-3/3/84
All five starters scored in double figures: 2x Isaiah Johnson (15), Antino Jackson (13), Jimond Ivey (13), Kwan Cheatham, Jr. (10), Tavian Dunn-Martin (10); vs. UMS, 12/22/16
Kwan Cheatham (20), Noah Robotham (14), Isaiah Johnson (13), Jimond Ivey (13), and Antino Jackson (12) vs. Western Michigan 1/24/17
5 players scored in double figures Last: Xavier Castaneda (23), Enrique Freeman (20), Sammy Hunter (14), Trendon Hankerson (13), Greg Tribble (10), Amani Lyles (10); vs. Eastern Michigan 1/13/23
6 players scored in double figures: Xavier Castaneda (23), Enrique Freeman (20), Sammy Hunter (14), Trendon Hankerson (13), Greg Tribble (10), Amani Lyles (10); vs. Eastern Michigan 1/13/23
7 players scored in double figures: Bubba Walther (21), Zach Sowers (12), Matt Futch (11), Nick Dials (10), Dru Joyce (10), Romeo Travis (10), John Rybak (10); vs. Denison, 12/7/05
DOUBLE-DOUBLES
Had a double-double: Jimond Ivey (24 pts., 13 Rebs) vs Chattanooga 11/28/17
Two players with a double-double: Jimond Ivey (14 pts., 12 rebs.), Isaiah Johnson (10 pts., 10 rebs.); vs. Kent State, 3/3/17
Three players with a double-double: Kwan Cheatham, Jr. (16 pts., 12 Rebs); Isaiah Johnson (14 pts, 10 Rebs); Jimond Ivey (12 pts, 11 Rebs) all vs American 11/12/16
20-point, 10-rebound double-double: Enrique Freeman (21 pts., 13 rebs.), vs. BGSU, 1/10/23
25-point, 10-rebound double-double: Enrique Freeman (27 pts., 15 rebs.), vs. NIU 1/3/23
Double-double in points and assists: Dru Joyce (12 pts., 13 ast.), vs. Hampton, 11/27/04
Had a triple-double: Never
SHOOTING
Made 10+ field goals: Emmanuel Olojakpoke (10), vs. Fort Wayne 12/6/17
Made 15+ field goals: Jimond Ivey (15), at Ball State, 1/27/18
Attempted 20+ field goals: Jimond Ivey (23), at Ball State, 1/27/18
Attempted 25+ field goals: Derrick Tarver (25), at Ball State, 3/8/04
Made 5+ 3-pointers: Daniel Utomi (5), at EMU (2/10/17)
Made 7+ 3-pointers: Jimond Ivey (9), vs Ball State 1/27/18
Made 10+ 3-pointers: Bryan Trimble, Jr. (10), vs. Bowling Green, 1/20/22
Attempted 10+ 3-pointers: Josh Williams (10), vs. CMU, 1/10/17
Attempted 12+ 3-pointers: Jimond Ivey (12), vs Ball State 1/27/18
Attempted 15+ 3-pointers: Derrick Tarver (15), vs. Wright State, 12/30/03
Made a 3-pointer in 10+ straight games: Kwan Cheatham (14), 12/3/16-1/28/17
Made a 3-pointer in 15+ straight games: Steve McNees (16), 1/3/11-2/26/11
Made a 3-pointer in 20+ straight games: Brett McClanahan (20), 11/12/10-1/26/11
Shot 100% from 3-point range (min. 5 att.): Jake Kretzer (5-5), at Ohio, 2/27/13
FREE THROWS
Made 10+ free throws: Xavier Castaneda (11-of-12), vs. EMU, 1/13/23
Made 15+ free throws: Romeo Travis (16), vs. Bowling Green, 2/24/07
Made 20+ free throws: Jim Fenton (20), vs. John Carroll, 1/6/54
Made 20+ consecutive free throws: Darryl Roberts (30), 1/22/11-3/11/11
Made 30+ consecutive free throws: Darryl Roberts (30), 1/22/11-3/11/11
Attempted 15+ free throws: Isaiah Johnson (11-of-16), vs. CMU, 1/10/17
Attempted 20+ free throws: Romeo Travis (23), vs. Bowling Green, 2/24/07
Shot 100% from the foul line (min. 10 att.): Johnny Hollingsworth (10-10), vs. Marshall, 3/5/03

REBOUNDS

Had 10+ rebounds: Kwan Cheatham, Jr. (13), vs Ohio 2/4/17
Had 15+ rebounds: Isaiah Johnson (16), vs. Eastern Michigan 3/10/16
Had 20+ rebounds: Enrique Freeman (21) vs Malone 12/19/20; Bryan Roth (21), vs. Eastern Kentucky, 2/9/85
Had 25+ rebounds: Roger Johnson (25), vs. Ill. Wesleyan, 1/4/69
Had 10+ rebounds in three-consecutive games: Demetrius "Tree" Treadwell, 12/16/13-12/23/13
Had 10+ rebounds in four-consecutive games: Demetrius "Tree" Treadwell, 1/15/14-1/25/14
Had 10+ rebounds in five-consecutive games: Demetrius "Tree" Treadwell, 2/1/14-2/15/14
Two players had 10+ rebounds: Quincy Diggs (12), Demetrius "Tree" Treadwell (11); at Miami (Ohio), 2/26/14
Three players had 10+ rebounds: Jake Kretzer (12), Zeke Marshall (12), Nick Harney (11); vs. Coppin State, 1/2/13

ASSISTS

Had 7+ assists: Isaiah Johnson vs. Lipscomb (8), 1/3/17
Had 10+ assists: Alex Abreu (10), at Northwestern, 3/13/12
Had 12+ assists: Wendell Bates (12), vs. Kent State, 12/18/79
Had 15+ assists: Never

BLOCKED SHOTS

Had 5 blocked shots: Demetrius "Tree" Treadwell (5), at EMU, 1/22/14
Had 6 blocked shots: Zeke Marshall (6), vs. Buffalo, 1/26/13
Had 7 blocked shots: Zeke Marshall (7), vs. Kent State, 3/15/13
Had 8 blocked shots: Zeke Marshall (9), at Toledo, 1/23/13
Had 10+ blocked shots: Never

STEALS

Had 5 steals: Antino Jackson (5), at Miami, 1/14/17
Had 6 steals: Alex Abreu (6), at Mississippi State, 11/9/11
Had 7 steals: Jimmal Ball (7), at Buffalo, 1/24/00
Had 8 steals: Jimmal Ball (9), at Eastern Michigan, 1/19/00

LAST TIME AN OPPOSING PLAYER...

Scored 20+ Points: Braylon Rayson (27), at Central Michigan 1/10/17
Scored 30+ Points: Marcus Keene (33), at Central Michigan, 1/10/17; Blake Hamilton (33) 1/28/17; Jaaron Simmons (38) 2/4/17
Scored 40+ Points: Carlos Medlock (42), vs. Eastern Michigan, 3/11/10
Scored 50+ Points: Never
Had a double-double: Kenny Carpenter (CSU) (11 points and 12 rebounds) 11/11/17
Made 10+ field goals: Blake Hamilton (13) Buffalo 1/28/17; Jaaron Simmons (10) 2/4/17
Attempted 20+ field goals: Josh Hart (21) at Villanova, 11/22/15
Made 5+ 3-pointers: Jaaron Simmons (5-of-5) Ohi 2/4/17
Attempted 10+ 3-pointers: Anthlon Bell (13) at Arkansas, 11/18/15
Made 10+ free throws: Raven Lee (13), at Eastern Michigan, 2/14/15
Attempted 15+ free throws: D.J. Newbill (15), at Penn State, 11/25/14
Shot 100% from the foul line (min. 10 att.): Braylon Rayson (10-10), at Central Michigan, 1/12/16
Had 10+ rebounds: Kenny Carpenter (12) vs. Cleveland State, 11/11/17
Had 15+ rebounds: Jordan Fouse (16), at Green Bay, 11/24/15
Had 20+ rebounds: Reggie Keely (20), vs. Ohio, 2/14/10
Had 10+ assists: D.J. Cooper (10), at Ohio, 2/26/12
Had 5+ blocked shots: Jimmy Hall (5), at Kent State, 3/6/15
Had 5+ steals: Cameron Morse (5), at YSU, 11/12/16



The Zips All-Time Records vs Opponents

Adrian	1	0	2016-17	Same	W1	Findlay	1	1	1937-38	1938-39	L1
Air Force	1	0	2016-17	Same	W1	Florida Atlantic	1	0	1992-93	Same	W1
Alabama	0	1	2000-01	Same	L1	Florida A&M	2	0	2011-12	2021-22	W2
Alabama State	1	0	2018-19	2018-19	1-0	Fla. International	3	2	1987-88	1999-2000	L1
Albion	3	0	1946-47	1948-49	W3	Florida State	1	0	2007-08	Same	W1
Alfred	1	0	1938-39	1938-39	W1	Franklin & Marshall	2	1	1937-38	1939-40	W1
Allegheny	0	5	1905-06	1913-14	L5	Gannon	11	11	1945-46	1978-79	L1
Alliance (Pa.)	1	0	1969-70	1969-70	W1	Gardner-Webb	1	0	2006-07	Same	W1
American	5	1	1961-62	2016-17	W2	Geneva	10	6	1916-17	1965-66	W1
Appalachian State	1	1	2017-18	2021-22	L1	George Mason	2	0	1996-97	1997-98	W2
Arizona State	1	1	1950-51	1956-57	L1	Georgia Southern	1	0	2016-17	2016-17	W1
Arkansas	1	0	2015-16	Same	W1	Glenville	2	1	1936-37	1938-39	L1
Arkansas-Little Rock	1	1	2006-07	2010-11	W1	Gonzaga	0	2	2008-09	2016-17	L2
Arkansas-Pine Bluff	5	0	2009-10	2014-15	W5	Green Bay	3	6	1989-90	2015-16	L2
Ashland	25	3	1904-05	1989-90	W6	Grove City	1	1	1916-17	1917-18	W1
Augustana	1	0	1968-69	1968-69	W1	Hampton	3	1	2001-02	2004-05	W3
Austin Peay	11	9	1957-58	2009-10	W3	Hayward State	1	0	1974-75	Same	W1
Baldwin-Wallace	66	25	1902-03	1979-80	W7	Heidelberg	43	9	1910-11	1966-67	W14
Ball State	28	19	1937-38	2022-23	L1	Hillsdale	1	0	1948-49	1948-49	W1
Bellarmine	3	2	1967-68	1974-75	W3	Hiram	42	3	1904-05	2015-16	W40
Bethany	1	0	1966-67	Same	W1	Hofstra	5	1	1963-64	1970-71	W3
Bethune-Cookman	4	0	1987-88	2015-16	W4	Houston	2	1	1993-94	2016-17	W2
Binghamton	2	0	2006-07	2007-08	W2	Howard	1	0	2009-10	Same	W1
Bluffton	2	0	1946-47	2014-15	W2	Idaho State	0	1	1991-93	Same	L1
Boise State	1	1	1988-89	Same	L1	Illinois-Chicago	5	4	1983-84	2010-11	W3
Bowling Green	45	28	1937-38	2022-23	W3	Illinois State	2	7	1969-70	2018-19	L1
Bridgewater	1	0	1960-61	Same	W1	Illinois Wesleyan	2	0	1968-69	1971-72	W2
Brockport State	5	1	1971-72	1976-77	W2	Indiana	1	0	1904-05	Same	W1
Brooklyn College	4	0	1987-88	1988-89	W4	IPFW	1	2	2013-14	2018-19	L1
Brown	2	0	1947-48	1969-70	W2	IUPUI	1	0	1990-91	Same	W1
Bradley	0	1	2022-23	Same	L1	Indiana State	2	0	1977-78	1978-79	W2
Bryant	1	0	2014-15	Same	W1	Iona	1	1	1970-71	2971-72	W1
Bucknell	2	0	1964-65	1966-67	W2	Iowa State	5	0	1955-56	2015-16	W5
Buffalo	40	33	1954-55	2022-23	W5	Ithaca	0	1	2013-14	Same	L1
Buffalo State	6	3	1967-68	1976-77	L2	Jackson State	1	0	1963-64	Same	W1
Butler	0	1	1964-65	Same	L1	Jacksonville (Fla.)	0	1	2022-23	Same	-
California	0	1	2005-06	Same	L1	James Madison	0	1	1983-84	Same	L1
UC- Santa Barbara	1	2	1953-54	2015-16	W1	John Carroll	1	1	2002-03	2003-04	W1
UC-Irvine	1	0	2016-17	2016-17	W1	Johniata	21	7	1934-35	2012-13	W7
Canisius	3	3	1942-43	2008-09	W1	Kansas State	2	0	1954-55	1955-56	W2
Capital	13	0	1917-18	2002-03	W13	Kansas State	0	3	1988-89	1990-91	L3
Carnegie Mellon	3	0	1943-44	2018-19	W3	Kent State	79	80	1915-16	2021-22	W1
Carson-Newman	0	1	1973-74	Same	L1	Kentucky	0	2	1936-37	1981-82	L2
Case Tech	34	18	1903-04	1956-57	W1	Ky. Wesleyan	5	7	1965-66	1976-77	W1
Catholic	1	0	1962-63	Same	W1	Kenyon	22	4	1903-04	1987-88	W4
Cedarville	2	0	2020-21	2018-19	W2	Lake Forest	2	0	1957-58	1958-59	W2
Centenary	1	0	1938-39	Same	W1	Lamar	2	1	1990-91	1991-92	L1
Central Connecticut	6	3	1966-67	1986-87	W1	La Salle	0	1	1939-40	Same	L1
Central Florida	4	0	1984-85	1989-90	W4	Lawrence Tech	6	0	1938-39	1959-60	W6
Central Michigan	39	15	1938-39	2022-23	W6	LeMoyné	1	0	1963-64	Same	W1
Central State	1	0	1983-84	Same	W1	Liberty	1	1	2001-02	2019-20	L1
Charleston Southern	1	0	2015-16	Same	W1	Lipscomb	1	0	2015-16	Same	W1
Cheyney State	4	2	1970-71	1978-79	W1	Long Island	1	0	1965-66	Same	W1
Chicago State	3	1	1984-85	2018-19	W3	Louisiana Tech	0	2	1989-90	Same	L2
Chicago	0	1	1913-14	Same	L1	Louisville	0	2	2005-06	2019-20	W1
Cincinnati	8	11	1914-15	2003-04	L7	Loyola-Chicago	2	0	1997-98	1998-99	W2
Clemson	0	2	2005-06	2018-19	L2	Loyola Marymount	1	0	2006-07	Same	W1
Cleveland State	37	32	1932-33	2017-18	W4	LSU	0	1	2022-23	Same	L1
Coastal Carolina	2	1	1986-87	2013-14	W1	MacMurray	1	1	1968-69	1969-70	W1
Colby	5	1	1948-49	1957-58	W2	Maine	1	0	2022-23	Same	W1
Concord	3	0	2017-18	2022-23	W3	Malone	7	0	1971-72	2020-21	W7
Connecticut	1	0	1947-48	Same	W1	Mankato State	0	1	1977-78	Same	L1
Coppin State	5	0	2012-13	2016-17	W5	Mansfield State	1	0	1992-93	Same	W1
Creighton	1	3	2005-06	2016-17	L2	Marietta	18	3	1910-11	1967-68	W13
Dartmouth	1	0	1927-28	Same	W1	Marshall	16	14	1946-47	2022-23	L1
Davidson	0	1	2017-18	Same	L1	Md.-Eastern Shore	5	1	1950-51	2016-17	W5
Davis & Elkins	2	0	1983-84	1985-86	W2	Massachusetts	1	1	2007-08	2019-20	W1
Dayton	2	12	1936-37	2010-11	L12	Merrimack	1	0	2019-20	2019-20	W2
Defiance	1	0	1920-21	Same	W1	Miami (Fla.)	1	2	1956-57	2014-15	L2
Delaware State	1	0	1988-89	Same	W1	Miami (Ohio)	35	34	1914-15	2021-22	W7
Denison	21	4	1908-09	2005-06	W10	Michigan	0	4	1937-38	1985-86	L4
Denver	1	0	1959-60	Same	W1	Michigan State	1	1	1912-13	1913-14	L1
DePauw	2	0	1958-59	1959-60	W2	Middle Tennessee	10	17	1979-80	2014-15	L2
Detroit Mercy	6	4	1935-36	2018-19	W2	Millikin	1	0	2010-11	Same	W1
Drake	1	2	2003-04	2009-10	L1	Mississippi College	1	0	1949-50	Same	W1
Duquesne	8	18	1946-47	2011-12	L1	Mississippi State	2	0	2005-06	2011-12	W2
Eastern Illinois	4	8	1967-68	1991-92	L1	Mississippi Valley	2	1	1991-92	2017-18	W1
Eastern Kentucky	6	13	1946-47	2008-09	L2	Minnesota	0	2	1991-92	2010-11	L2
Eastern Michigan	36	24	1967-68	2022-23	W5	Monmouth	0	1	2001-02	Same	L1
Eastern Montana	3	0	1969-70	1974-75	W3	Montana State	1	0	1974-75	Same	W1
Eastern Washington	1	0	1990-91	Same	W1	Morehead State	10	11	1974-75	1988-89	L1
Edinboro	3	0	1982-83	1986-87	W3	Morgan State	2	0	1985-86	2022-23	W2
Evansville	1	4	1957-58	2021-22	W1	Mount St. Mary's	2	0	1966-67	2005-06	W2
Fairfield	0	3	1994-95	2000-01	L3	Mount Union	42	28	1901-02	2004-05	W20
Fairleigh Dickinson	2	0	1966-67	2008-09	W2	Murray State	9	8	1979-80	1986-87	W3
Ferris State	0	1	1981-82	Same	L1	Muskingum	33	8	1923-24	1980-81	W3
						Nevada	0	4	2005-06	2022-23	L4
						New Hampshire	1	0	1960-61	Same	W1



N.C. A&T	7	3	1963-64	2011-12	W3	UT Martin	1	0	2017-18	Same	W1
N.C. Central	2	0	2007-08	2019-20	W2	UT Arlington	0	1	2016-17	2016-17	L1
N.C. State	0	3	1946-47	2009-10	L3	UT Chattanooga	1	0	2017-18	Same	W1
UNC Asheville	1	0	2012-13	Same	W1	Utica	0	1	1983-84	Same	L1
UNC Greensboro	2	2	1994-95	2009-10	W2	Valparaiso	5	2	1990-91	2011-12	L1
UNC Wilmington	1	1	1983-84	1985-86	W1	Villanova	0	1	2015-16	Same	L1
North Dakota	1	0	1965-66	Same	W1	Virginia Commonwealth	0	7	1969-70	2012-13	L7
North Dakota State	2	0	2012-13	2014-15	W2	Virginia Tech	0	1	1975-76	Same	L1
Northeastern Illinois	1	0	1990-91	Same	W1	Wabash	1	0	1958-59	Same	W1
Northern Colorado	1	1	1950-51	1954-55	W1	Wagner	1	1	1989-90	1992-93	L1
Northern Illinois	30	14	1987-88	2022-23	W1	Walsh	3	0	1977-78	1979-80	W3
Northern Iowa	1	3	1978-79	1990-91	L1	Washington & Jefferson	3	2	1940-41	1954-55	W1
Northern Kentucky	0	4	1977-78	1978-79	L4	Washington & Lee	0	1	1951-52	Same	L1
Northern Michigan	0	2	1978-79	Same	L2	Washington State	0	1	1939-40	Same	L1
Northwestern	0	1	2011-12	Same	L1	Waynesburg	1	1	1937-38	1938-39	L1
Notre Dame	0	3	1982-83	2010-11	L3	Wayne State	7	6	1936-37	1971-72	W1
Oakland	6	3	1975-76	2004-05	W2	Weber State	1	0	1988-89	Same	W1
Oberlin	35	5	1904-05	1966-67	W15	West Chester	1	0	1963-64	Same	W1
Ohio Northern	4	0	1916-17	1923-24	W4	West Liberty	1	0	1994-95	Same	W1
Ohio State	1	7	1905-06	2015-16	L5	Western Illinois	15	10	1970-71	2014-15	W3
Ohio	47	43	1911-12	2022-23	L1	Western Kentucky	3	8	1979-80	2022-23	W1
Ohio Wesleyan	25	14	1909-10	1967-68	W4	Western Michigan	36	21	1987-88	2021-22	L1
Oklahoma State	0	1	2012-13	Same	L1	Western Reserve	28	15	1902-03	1958-59	W4
Oral Roberts	5	1	1988-89	2013-14	W1	Westminster	9	8	1936-37	1970-71	W1
Oregon State	1	0	2013-14	Same	W1	West Virginia	2	3	1904-05	2019-20	L3
Otterbein	23	5	1912-13	1987-88	W5	Wheaton	1	2	1952-53	1957-58	L2
Penn State	2	5	1937-38	2014-15	L1	Wheeling	1	0	2021-22	2021-22	W1
Pennsylvania	0	1	1908-09	Same	L1	William & Mary	0	2	1949-50	2001-02	L2
Pepperdine	1	0	1955-56	Same	W1	Wilmington	1	0	1937-38	Same	W1
Pittsburgh	1	3	1910-11	2008-09	L3	Winston-Salem State	1	2	1966-67	2006-07	W1
Philadelphia Textile	3	1	1966-67	1971-72	W2	Winthrop	1	1	2007-08	2008-09	W1
Point Park	1	0	2021-22	2021-22	W1	UW-Milwaukee	1	1	1979-80	1989-90	W1
Portland State	0	1	2007-08	Same	L1	Wittenberg	15	26	1914-15	1980-81	L3
Prairie View	1	0	1993-94	Same	W1	Wooster	57	35	1901-02	1998-99	W3
Princeton	1	1	2012-13	2017-18	L1	Wright State	15	8	1974-75	2022-23	W5
Purdue	0	2	1999-2000	2000-01	L2	Wyoming	2	2	1999-2000	2009-10	W2
Quincy	1	0	1981-82	Same	W1	Xavier	1	4	1923-24	1997-98	L3
Radford	3	0	2002-03	2016-17	W3	Yale	1	1	1906-07	1907-08	L1
Rhode Island	2	2	1999-2000	2009-10	L2	York College (Neb.)	0	1	1942-43	Same	L1
Rice	1	0	1987-88	Same	W1	Youngstown State	59	32	1937-38	2019-20	W2
Rider	0	1	1996-97	Same	L1						
Roanoke	4	1	1971-72	1976-77	W4						
Robert Morris	2	0	1986-87	1987-88	W2						
Rochester	0	2	1908-09	1913-14	L2						
Rochester Tech	1	1	1954-55	1955-56	L1						
Rutgers	1	0	1949-50	Same	W1						
St. Bonaventure	2	1	1942-43	2020-21	L1						
St. Francis (N.Y.)	5	1	1947-48	2008-09	W2						
St. Francis (Pa.)	4	0	1949-50	2009-10	W4						
St. Ignatius	1	0	1908-09	Same	W1						
St. John's (N.Y.)	0	1	1944-45	Same	L1						
St. Joseph's (Ind.)	1	0	1974-75	Same	W1						
St. Joseph's (Pa.)	0	2	1997-98	1998-99	L2						
St. Mary's (Calif.)	1	1	1973-74	2013-14	L1						
St. Michael's (Vt.)	0	1	1964-65	Same	L1						
St. Thomas (Minn.)	1	0	1949-50	Same	W1						
St. Vincent	2	0	1971-72	1972-73	W2						
San Francisco St.	4	1	1964-65	1972-73	W1						
Scranton	0	1	1939-40	Same	L1						
Seattle	1	0	1958-59	Same	W1						
Slippery Rock	4	1	1952-53	1999-2000	W4						
South Alabama	0	2	1980-81	1981-82	L2						
South Carolina	1	2	2013-14	2014-15	W1						
South Carolina State	3	0	1986-87	2015-16	W3						
USC Upstate	2	0	2007-08	2019-20	W2						
South Florida	0	1	1983-84	Same	L1						
Southern	2	0	2019-20	2021-22	W2						
Southern California	1	1	2014-15	2017-18	L1						
Southern Calif. College	1	0	1974-75	Same	W1						
Southern Colorado	1	0	1971-72	Same	W1						
Southern Utah	2	1	1988-89	1989-90	L1						
Southwestern La.	1	0	1980-81	Same	W1						
Stephen F. Austin	1	0	1988-89	Same	W1						
Stetson	1	0	2010-11	Same	W1						
Steubenville	3	0	1964-65	1972-73	W3						
Syracuse	0	1	2000-01	Same	L1						
Tampa	1	0	1949-50	Same	W1						
Temple	2	1	2005-06	2010-11	L1						
Tennessee State	4	2	1971-72	2018-19	W3						
Tennessee Tech	9	8	1979-80	1986-87	W5						
Texas A&M	1	1	1948-49	2009-10	L1						
Texas Southern	1	0	2012-13	Same	W1						
Tiffin	1	0	2006-07	Same	W1						
Toledo	29	41	1915-16	2022-23	L2						
Towson	1	0	2019-20	Same	W1-						
Tulane	1	0	2019-20	Same	W1						
UCLA	0	1	2021-22	Same	L1						
Urbana	2	0	1985-86	2008-09	W2						
U.S. International	1	1	1989-90	Same	L1						

Non-Intercollegiate Teams

Opponent	W	L	First Meeting	Last Meeting	Streak
Alumni	3	0	1915-16	1917-18	W3
Athletes in Action	1	0	1973-74	Same	W1
Canton Athletic Club	0	1	1908-09	Same	L1
Canton Massillon	0	1	1904-05	Same	L1
Case All-Stars	1	0	1910-11	Same	W1
Cleveland All-Stars	1	0	1909-10	Same	W1
Cleveland YMCA	0	1	1910-11	Same	L1
Cuki-Mestre (Italy)	1	0	1987-88	Same	W1
East End Athletic Club	1	0	1902-03	Same	W1
East Liberty YMCA	0	1	1917-18	Same	L1
Goodyear Wingfoots	1	3	1918-19	1953-54	L3
Haskell Institute	1	0	1906-07	Same	W1
Kfum Orebro (Swd.)	1	0	1988-89	Same	W1
Lockbourne AFB	1	0	1944-45	Same	W1
Marathon AAU	2	0	1985-86	N/A	W2
Mexico University	1	0	1949-50	Same	W1
Ohio St. Medics	1	0	1906-07	Same	W1
Palmetto (S.C.)	0	1	1984-85	Same	L1
Polish Oly. Team	0	1	1965-66	Same	L1
Quantic Marines	0	1	1955-56	Same	L1
Ravenna Byers	3	3	1902-03	1906-07	L1
Wesleyan Medics	1	0	1909-10	Same	W1
Wstrn Reserve Medics	2	0	1901-02	Same	W2
Wheeling YMCA	1	0	1916-17	Same	W1
Windsor Basketball Club	5	0	1978-79	N/A	W5
Yugoslavia National	1	0	1983-84	Same	W1

BOLD indicates MAC opponents



**2022-23 Akron Men's Basketball
Team Game-by-Game
All games**

Opponent	Date	Score		Total		3-Pointers		Free throws		Rebounds										
				FG-FGA	PCT	3FG-3FGA	PCT	FT-FTA	PCT	OFF	DEF	TOT	AVG	PF	A	TO	BLK	STL	PTS	AVG
South Dakota St.	11/07/2022	81-80	Wot	30-69	.435	11-31	.355	10-12	.833	9	23	32	32.0	17	16	9	5	5	81	81.0
vs Mississippi St.	11/11/2022	54-73	L	16-49	.327	6-27	.222	16-24	.667	6	19	25	28.5	15	13	9	1	8	54	67.5
Morgan St.	11/15/2022	65-59	W	22-61	.361	6-25	.240	15-27	.556	20	23	43	33.3	11	13	11	7	8	65	66.7
vs Western Ky.	11/21/2022	72-53	W	27-48	.563	9-22	.409	9-15	.600	10	33	43	35.8	16	10	13	0	3	72	68.0
vs LSU	11/22/2022	58-73	L	14-54	.259	8-25	.320	22-30	.733	19	17	36	35.8	14	8	14	1	4	58	66.0
vs Nevada	11/23/2022	58-62	L	22-51	.431	7-22	.318	7-11	.636	6	27	33	35.3	19	8	14	1	6	58	64.7
at Marshall	11/30/2022	57-68	L	24-71	.338	5-25	.200	4-11	.364	15	30	45	36.7	15	12	10	0	5	57	63.6
Muskingum	12/04/2022	80-33	W	30-59	.508	15-33	.455	5-16	.313	13	35	48	38.1	13	19	12	4	13	80	65.6
Jackson St.	12/11/2022	85-72	W	28-52	.538	11-28	.393	18-21	.857	5	22	27	36.9	10	19	10	4	7	85	67.8
Wright St.	12/14/2022	66-54	W	25-62	.403	6-26	.231	10-14	.714	11	31	42	37.4	16	11	12	2	10	66	67.6
Maine	12/19/2022	87-55	W	31-57	.544	11-20	.550	14-16	.875	9	25	34	37.1	12	17	16	2	10	87	69.4
at Bradley	12/22/2022	55-74	L	16-57	.281	8-21	.381	15-18	.833	12	31	43	37.6	12	6	15	2	5	55	68.2
Concord	12/30/2022	84-58	W	27-59	.458	12-31	.387	18-28	.643	9	30	39	37.7	14	21	10	2	7	84	69.4
NIU	01/03/2023	76-51	W	26-57	.456	6-20	.300	18-23	.783	12	25	37	37.6	19	11	12	4	7	76	69.9
at Ball St.	01/06/2023	63-70	L	19-49	.388	3-12	.250	22-26	.846	11	22	33	37.3	26	3	17	3	6	63	69.4
at Bowling Green	01/10/2023	74-70	W	25-62	.403	11-30	.367	13-14	.929	8	27	35	37.2	12	14	9	3	7	74	69.7
Eastern Mich.	01/13/2023	104-67	W	34-63	.540	10-33	.303	26-32	.813	10	34	44	37.6	18	22	8	1	2	104	71.7
at Central Mich.	01/17/2023	69-51	W	23-55	.418	8-26	.308	15-22	.682	9	28	37	37.6	19	13	10	2	7	69	71.6
at Western Mich.	01/21/2023	63-55	W	23-63	.365	8-35	.229	9-12	.750	7	24	31	37.2	16	9	3	5	8	63	71.1
Miami (OH)	01/24/2023	73-68	W	23-53	.434	12-32	.375	15-17	.882	11	19	30	36.9	20	14	9	3	1	73	71.2
Ohio	01/28/2023	83-77	W	28-50	.560	9-16	.563	18-25	.720	8	25	33	36.7	13	13	10	0	3	83	71.8
at Buffalo	01/31/2023	81-64	W	31-56	.554	12-18	.667	7-10	.700	7	20	27	36.2	15	23	15	6	10	81	72.2
Kent St.	02/03/2023	67-55	W	19-45	.422	9-22	.409	20-25	.800	8	28	36	36.2	14	12	13	4	6	67	72.0
Toledo	02/07/2023	74-84	L	27-66	.409	11-32	.344	9-11	.818	14	18	32	36.0	23	11	10	2	5	74	72.0
at Ohio	02/10/2023	81-90	L	30-59	.508	11-23	.478	10-18	.556	12	20	32	35.9	18	11	13	5	5	81	72.4



**2022-23 Akron Men's Basketball
Opponents Game-by-Game
All games**

Opponent	Date	Score		Total		3-Pointers		Free throws		Rebounds										
				FG-FGA	PCT	3FG-3FGA	PCT	FT-FTA	PCT	OFF	DEF	TOT	AVG	PF	A	TO	BLK	STL	PTS	AVG
South Dakota St.	11/07/2022	81-80	Wot	31-59	.525	4-15	.267	14-17	.824	5	31	36	36.0	15	11	13	4	3	80	80.0
vs Mississippi St.	11/11/2022	54-73	L	29-55	.527	7-14	.500	8-13	.615	11	32	43	39.5	21	17	14	0	9	73	76.5
Morgan St.	11/15/2022	65-59	W	24-64	.375	6-15	.400	5-7	.714	17	26	43	40.7	27	14	15	10	4	59	70.7
vs Western Ky.	11/21/2022	72-53	W	20-54	.370	6-21	.286	7-13	.538	6	10	16	34.5	14	12	5	1	7	53	66.3
vs LSU	11/22/2022	58-73	L	25-52	.481	9-19	.474	14-16	.875	8	23	31	33.8	23	14	10	3	9	73	67.6
vs Nevada	11/23/2022	58-62	L	21-57	.368	9-21	.429	11-13	.846	10	23	33	33.7	14	13	9	3	3	62	66.7
at Marshall	11/30/2022	57-68	L	25-61	.410	8-28	.286	10-15	.667	8	35	43	35.0	13	13	11	9	8	68	66.9
Muskingum	12/04/2022	80-33	W	13-52	.250	6-29	.207	1-7	.143	7	22	29	34.3	9	6	17	3	6	33	62.6
Jackson St.	12/11/2022	85-72	W	32-63	.508	3-9	.333	5-7	.714	10	20	30	33.8	20	14	13	1	6	72	63.7
Wright St.	12/14/2022	66-54	W	23-63	.365	3-10	.300	5-8	.625	11	28	39	34.3	17	10	14	4	3	54	62.7
Maine	12/19/2022	87-55	W	20-46	.435	8-20	.400	7-12	.583	3	17	20	33.0	17	11	23	0	10	55	62.0
at Bradley	12/22/2022	55-74	L	27-64	.422	14-30	.467	6-9	.667	8	30	38	33.4	19	16	8	4	9	74	63.0
Concord	12/30/2022	84-58	W	23-59	.390	4-17	.235	8-11	.727	8	27	35	33.5	21	8	18	2	6	58	62.6
NIU	01/03/2023	76-51	W	18-51	.353	2-15	.133	13-18	.722	11	20	31	33.4	24	5	19	4	5	51	61.8
at Ball St.	01/06/2023	63-70	L	23-58	.397	3-14	.214	21-28	.750	17	20	37	33.6	18	6	11	6	7	70	62.3
at Bowling Green	01/10/2023	74-70	W	26-53	.491	10-21	.476	8-13	.615	3	30	33	33.6	17	15	12	3	6	70	62.8
Eastern Mich.	01/13/2023	104-67	W	20-57	.351	5-23	.217	22-26	.846	2	22	24	33.0	20	7	10	1	5	67	63.1
at Central Mich.	01/17/2023	69-51	W	16-47	.340	8-20	.400	11-16	.688	7	25	32	32.9	18	9	18	5	3	51	62.4
at Western Mich.	01/21/2023	63-55	W	21-55	.382	5-20	.250	8-12	.667	12	35	47	33.7	19	15	15	3	2	55	62.0
Miami (OH)	01/24/2023	73-68	W	24-46	.522	6-17	.353	14-20	.700	7	20	27	33.4	22	10	11	0	4	68	62.3
Ohio	01/28/2023	83-77	W	29-56	.518	10-26	.385	9-15	.600	6	17	23	32.9	21	12	7	2	5	77	63.0
at Buffalo	01/31/2023	81-64	W	24-57	.421	5-20	.250	11-16	.688	16	20	36	33.0	14	16	18	5	8	64	63.0
Kent St.	02/03/2023	67-55	W	21-56	.375	6-26	.231	7-11	.636	10	18	28	32.8	21	7	11	1	7	55	62.7
Toledo	02/07/2023	74-84	L	26-50	.520	9-18	.500	23-28	.821	7	26	33	32.8	12	14	8	4	1	84	63.6
at Ohio	02/10/2023	81-90	L	30-59	.508	11-23	.478	10-18	.556	12	20	32	35.9	18	11	13	5	5	81	72.4



**2022-23 Akron Men's Basketball
Category Leaders
All games**

Page 1/3
as of Feb 23, 2023

Points

##	Player	G	Pts	Pts/G
13	Castaneda, Xavier	26	557	21.4
25	Freeman, Enrique	28	444	15.9
4	Hankerson, Trendon	28	258	9.2
11	Hunter, Sammy	28	192	6.9
2	Tribble, Greg	28	184	6.6
5	Johnson, Tavari	27	133	4.9
34	Johnson, Nate	28	125	4.5
0	Lyles, Amani	25	48	1.9
1	Clarke, Garvin	19	41	2.2
3	Mitchell, Kobe	22	38	1.7
20	Wilson, Evan	11	12	1.1
12	Mayfield, Pat	8	5	0.6

Scoring Average

##	Player	G	Pts	Pts/G
13	Castaneda, Xavier	26	557	21.4
25	Freeman, Enrique	28	444	15.9
4	Hankerson, Trendon	28	258	9.2
11	Hunter, Sammy	28	192	6.9
2	Tribble, Greg	28	184	6.6
5	Johnson, Tavari	27	133	4.9
34	Johnson, Nate	28	125	4.5
1	Clarke, Garvin	19	41	2.2
0	Lyles, Amani	25	48	1.9
3	Mitchell, Kobe	22	38	1.7
20	Wilson, Evan	11	12	1.1
12	Mayfield, Pat	8	5	0.6

Field Goal Percentage

##	Player	FG	Att	Pct
25	Freeman, Enrique	174	287	.606
34	Johnson, Nate	49	101	.485
0	Lyles, Amani	17	36	.472
13	Castaneda, Xavier	147	345	.426
2	Tribble, Greg	70	173	.405
5	Johnson, Tavari	54	135	.400
11	Hunter, Sammy	73	190	.384
4	Hankerson, Trendon	86	227	.379
20	Wilson, Evan	4	11	.364
12	Mayfield, Pat	2	6	.333
3	Mitchell, Kobe	12	43	.279
1	Clarke, Garvin	15	57	.263

Field Goal Attempts

##	Player	G	Att	Att/G
13	Castaneda, Xavier	26	345	13.3
25	Freeman, Enrique	28	287	10.3
4	Hankerson, Trendon	28	227	8.1
11	Hunter, Sammy	28	190	6.8
2	Tribble, Greg	28	173	6.2

Field Goals Made

##	Player	G	Made	Made/G
25	Freeman, Enrique	28	174	6.2
13	Castaneda, Xavier	26	147	5.7
4	Hankerson, Trendon	28	86	3.1
11	Hunter, Sammy	28	73	2.6
2	Tribble, Greg	28	70	2.5

3-Point FG Percentage

##	Player	3FG	Att	Pct
20	Wilson, Evan	4	9	.444
34	Johnson, Nate	19	43	.442
13	Castaneda, Xavier	91	225	.404
4	Hankerson, Trendon	63	168	.375
5	Johnson, Tavari	19	56	.339
25	Freeman, Enrique	1	3	.333
11	Hunter, Sammy	35	121	.289
3	Mitchell, Kobe	10	39	.256
1	Clarke, Garvin	4	28	.143
2	Tribble, Greg	1	12	.083

3-Point FG Attempts

##	Player	G	Att	Att/G
13	Castaneda, Xavier	26	225	8.7
4	Hankerson, Trendon	28	168	6.0
11	Hunter, Sammy	28	121	4.3
5	Johnson, Tavari	27	56	2.1
34	Johnson, Nate	28	43	1.5

3-Point FG Made

##	Player	G	Made	Made/G
13	Castaneda, Xavier	26	91	3.5
4	Hankerson, Trendon	28	63	2.3
11	Hunter, Sammy	28	35	1.3
5	Johnson, Tavari	27	19	0.7
34	Johnson, Nate	28	19	0.7



**2022-23 Akron Men's Basketball
Category Leaders
All games**

Free Throw Percentage

##	Player	Made	Att	Pct
3	Mitchell, Kobe	4	4	1.000
13	Castaneda, Xavier	172	205	.839
4	Hankerson, Trendon	23	30	.767
2	Tribble, Greg	43	60	.717
34	Johnson, Nate	8	12	.667
1	Clarke, Garvin	7	11	.636
25	Freeman, Enrique	95	155	.613
11	Hunter, Sammy	11	18	.611
0	Lyles, Amani	14	23	.609
5	Johnson, Tavari	6	10	.600
12	Mayfield, Pat	1	2	.500

Free Throw Attempts

##	Player	G	Att	Att/G
13	Castaneda, Xavier	26	205	7.9
25	Freeman, Enrique	28	155	5.5
2	Tribble, Greg	28	60	2.1
4	Hankerson, Trendon	28	30	1.1
0	Lyles, Amani	25	23	0.9

Free Throws Made

##	Player	G	Made	Made/G
13	Castaneda, Xavier	26	172	6.6
25	Freeman, Enrique	28	95	3.4
2	Tribble, Greg	28	43	1.5
4	Hankerson, Trendon	28	23	0.8
0	Lyles, Amani	25	14	0.6

Rebounds

##	Player	G	Reb	Reb/G
25	Freeman, Enrique	28	311	11.1
4	Hankerson, Trendon	28	118	4.2
13	Castaneda, Xavier	26	112	4.3
34	Johnson, Nate	28	88	3.1
2	Tribble, Greg	28	80	2.9

Assists

##	Player	G	Ast	Ast/G
13	Castaneda, Xavier	26	72	2.8
2	Tribble, Greg	28	65	2.3
4	Hankerson, Trendon	28	56	2.0
25	Freeman, Enrique	28	55	2.0
5	Johnson, Tavari	27	49	1.8

Rebounds Average

##	Player	G	Reb	Reb/G
25	Freeman, Enrique	28	311	11.1
13	Castaneda, Xavier	26	112	4.3
4	Hankerson, Trendon	28	118	4.2
34	Johnson, Nate	28	88	3.1
2	Tribble, Greg	28	80	2.9

Steals

##	Player	G	Stl	Stl/G
13	Castaneda, Xavier	26	27	1.0
34	Johnson, Nate	28	25	0.9
4	Hankerson, Trendon	28	23	0.8
5	Johnson, Tavari	27	23	0.9
2	Tribble, Greg	28	22	0.8

Offensive Rebounds

##	Player	G	OReb	OReb/G
25	Freeman, Enrique	28	95	3.4
34	Johnson, Nate	28	27	1.0
2	Tribble, Greg	28	26	0.9
11	Hunter, Sammy	28	25	0.9
13	Castaneda, Xavier	26	21	0.8

Blocked Shots

##	Player	G	Blk	Blk/G
25	Freeman, Enrique	28	33	1.2
4	Hankerson, Trendon	28	14	0.5
0	Lyles, Amani	25	7	0.3
2	Tribble, Greg	28	6	0.2
5	Johnson, Tavari	27	4	0.1

Defensive Rebounds

##	Player	G	DReb	DReb/G
25	Freeman, Enrique	28	216	7.7
4	Hankerson, Trendon	28	108	3.9
13	Castaneda, Xavier	26	91	3.5
34	Johnson, Nate	28	61	2.2
2	Tribble, Greg	28	54	1.9

Minutes

##	Player	G	Min	Min/G
4	Hankerson, Trendon	28	916	32:43
13	Castaneda, Xavier	26	862	33:09
25	Freeman, Enrique	28	858	30:40
2	Tribble, Greg	28	811	28:57
34	Johnson, Nate	28	559	19:59



**2022-23 Akron Men's Basketball
Category Leaders
All games**

Fouls

##	Player	G	PF	PF/G
2	Tribble, Greg	28	69	2.5
25	Freeman, Enrique	28	61	2.2
4	Hankerson, Trendon	28	55	2.0
11	Hunter, Sammy	28	46	1.6
34	Johnson, Nate	28	44	1.6

Turnovers

##	Player	G	TO	TO/G
25	Freeman, Enrique	28	59	2.1
13	Castaneda, Xavier	26	55	2.1
5	Johnson, Tavari	27	40	1.5
4	Hankerson, Trendon	28	36	1.3
2	Tribble, Greg	28	35	1.3

Foul Outs

##	Player	G	FO
25	Freeman, Enrique	28	2
2	Tribble, Greg	28	2

2021-22 REVIEW

	Overall	Home	Away	Neutral
2020-21 Record	24-10	12-3	5-5	1-2
2020-21 MAC Record	14-6	7-1	5-5	0-0
2020-21 Non-Conference	3-2	2-0	0-0	1-2

2022 Defensive Player of the Year - Enrique Freeman
2022 All-MAC Second Team - Enrique Freeman
2022 All-MAC Honorable Mention - Xavier Castaneda
2022 MAC All-Defensive Team - Enrique Freeman

MAC Finish - 3rd Overall - No. 4 Seed in Tournament
Mid-American Conference Tournament Results:
Quarterfinal Game: W - No. 3 Akron 74, No. 6 Bowling Green 67
Semifinal Game: L - No. 2 Buffalo 81, No. 3 Akron 81

- Akron claimed the 2022 Mid-American Conference Men's Basketball Tournament Championship and advanced to the 2022 NCAA Tournament for the fifth time in program history..Akron is 40-16 over the last three years in MAC play, owning the best winning percentage (.714) in the league.
- Akron team No. 121 finished the season with a 24-10 overall record and 14-6 record in league play. For the fifth time as a Division I program, the Zips competed in March Madness with an automatic qualifying bid to the NCAA Tournament as a No. 13 seed and played against the No. 4 seed UCLA Bruins in the First Round of the East Region at the Moda Center in Portland, Oregon on March 17, 2022.
- The Zips had three players earn 2022 All-MAC honors: Enrique Freeman who was named MAC Defensive Player of the Year, MAC Tournament MVP and Second Team All-MAC; Ali Ali was named second-team All-MAC; Xavier Castaneda was an honorable mention selection.
- Freeman ranked No. 1 in the nation in field goal percentage (.665) and landed in the NCAA Top 20 in six categories: No. 4 total rebounds (367), No. 6 rebounds per game (10.8), No. 8 double-doubles (18), No. 9 defensive rebounds per game (7.53) and No. 19 offensive rebounds per game (3.26). Freeman was one of 13 players in the NCAA to average a double-double in points (13.2) and rebounds (10.8). He led the MAC in 5-of-6 categories, ranking No. 2 in offensive rebounds per game.



Akron - 2022-23 Men's Basketball Ranking Summary thru games 02/23/2023

Statistic	National Rank	Conference Rank	Value	National Leader	Value	Conference Leader	Value
Assist/Turnover Ratio (352 ranked)	94	2	1.17	Virginia	1.79	Toledo	1.51
Assists Per Game (352 ranked)	174	6	13.1	Xavier	20.3	Buffalo	15.2
Bench Points per game (352 ranked)	305	12	14.46	Fla. Atlantic	37.64	Bowling Green	25.46
Blocks Per Game (352 ranked)	255	8	2.6	Utah Valley	6.5	Ball St. Central Mich.	3.9 3.9
Effective FG pct (352 ranked)	170	8	0.513	Gonzaga	0.586	Toledo	0.557
Fastbreak Points (352 ranked)	211	11	8.68	TCU	19.75	Buffalo	15.75
Field Goal Percentage (352 ranked)	232	10	43.6	Gonzaga	52.6	Toledo	48.7
Field Goal Percentage Defense (352 ranked)	119	2	42.7	Tennessee	35.9	Kent St.	39.9
Fouls Per Game (352 ranked)	69	1	15.5	Colgate	12.8	Akron	15.5
Free Throw Attempts Per Game (352 ranked)	117	6	19.0	Texas A&M	25.5	Ball St.	24.8
Free Throw Percentage (352 ranked)	150	6	72.2	Villanova	82.4	Miami (OH)	77.7
Free Throws Made Per Game (352 ranked)	110	5	13.7	Texas A&M	19.2	Ball St.	16.8
Rebound Margin (352 ranked)	69	3	3.7	Purdue	11.3	Western Mich.	4.4
Rebounds (Defensive) Per Game (352 ranked)	130	4	25.46	Alabama	31.96	Buffalo	26.18
Rebounds (Offensive) Per Game (351 ranked)	123	6	10.71	Saint Peter's	13.80	Western Mich.	12.18
Rebounds Per Game (352 ranked)	110	5	36.18	Alabama	44.39	Buffalo	37.93
Scoring Defense (352 ranked)	48	2	64.9	Houston	55.9	Kent St.	64.2
Scoring Margin (352 ranked)	62	3	7.9	Houston	20.2	Kent St.	11.0
Scoring Offense (352 ranked)	154	8	72.8	Gonzaga	87.8	Toledo	84.7
Steals Per Game (352 ranked)	216	9	6.1	UMES	10.8	Kent St.	9.3
Three Point Attempts Per Game (352 ranked)	32	1	25.3	Chattanooga	30.8	Akron	25.3
Three Point Percentage (352 ranked)	146	5	34.9	Colgate	40.5	Toledo	38.8
Three Point Percentage Defense (352 ranked)	201	6	34.1	Tennessee	25.0	Kent St.	31.4
Three Pointers Per Game (352 ranked)	44	1	8.8	Chattanooga	11.5	Akron	8.8
Turnover Margin (352 ranked)	90	3	1.4	UCLA	6.1	Kent St.	5.1
Turnovers Forced Per Game (352 ranked)	177	7	12.61	Morgan St.	19.22	Kent St.	16.64
Turnovers Per Game (352 ranked)	51	2	11.2	Penn St.	8.6	Toledo	9.9
Winning Percentage (352 ranked)	74	4	67.9	Houston	92.9	Kent St. Toledo	78.6 78.6

Statistic	Player	National Rank	Conference Rank	Value	National Leader	Value	Conference Leader	Value
Assist/Turnover Ratio (350 ranked)					Connor McCaffery, Iowa	4.13	Curtis Jones, Buffalo	3.04
Assists (341 ranked)					Yuri Collins, Saint Louis	275	RayJ Dennis, Toledo	159
Assists Per Game (347 ranked)					Yuri Collins, Saint Louis	10.2	RayJ Dennis, Toledo	5.7
Blocks (325 ranked)	Enrique Freeman	125	3	33	Jamarion Sharp, Western Ky.	115	Demarius Jacobs, Ball St. JT Shumate, Toledo	35 35
Blocks Per Game (350 ranked)	Enrique Freeman	138	4	1.18	Jamarion Sharp, Western Ky.	4.26	Demarius Jacobs, Ball St. JT Shumate, Toledo	1.25 1.25
Double Doubles (572 ranked)	Enrique Freeman	6	1	15	Joel Soriano, St. John's (NY) Zach Edey, Purdue	21 21	Enrique Freeman, Akron	15
Field Goal Attempts (346 ranked)	Xavier Castaneda	181	9	345	Antoine Davis, Detroit Mercy	646	Emoni Bates, Eastern Mich.	434
Field Goal Percentage (340 ranked)	Enrique Freeman Xavier Castaneda	21 266	2 11	60.6 42.6	Josh Roberts, Manhattan	70.8	Dwight Wilson, Ohio	62.8
Field Goals (344 ranked)	Enrique Freeman Xavier Castaneda	83 247	5 14	174 147	Antoine Davis, Detroit Mercy	269	RayJ Dennis, Toledo	205
Free Throw Attempts (336 ranked)	Xavier Castaneda Enrique Freeman	7 66	1 3	205 155	Drew Pember, UNC Asheville	257	Xavier Castaneda, Akron	205
Free Throw Percentage (346 ranked)	Xavier Castaneda	97	5	83.9	Walter Clayton Jr., Iona	94.1	Mekhi Lairy, Miami (OH)	92.7
Free Throws (342 ranked)	Xavier Castaneda Enrique Freeman	5 174	1 6	172 95	Drew Pember, UNC Asheville	213	Xavier Castaneda, Akron	172
Minutes Per Game (346 ranked)	Xavier Castaneda Trendon Hankerson	230 272	11 12	33:09 32:43	Daryl Banks III, St. Bonaventure	38:31	Brian Taylor, Central Mich.	36:22
Points (347 ranked)	Xavier Castaneda Enrique Freeman	23 191	1 9	557 444	Antoine Davis, Detroit Mercy	836	Xavier Castaneda, Akron	557
Points Per Game (346 ranked)	Xavier Castaneda Enrique Freeman	11 187	1 11	21.4 15.9	Antoine Davis, Detroit Mercy	27.9	Xavier Castaneda, Akron	21.4
Rebounds (345 ranked)	Enrique Freeman	4	1	311	Zach Edey, Purdue Joel Soriano, St. John's (NY)	344 344	Enrique Freeman, Akron	311
Rebounds (Defensive) Per Game (349 ranked)	Enrique Freeman	6	1	7.71	Dillon Jones, Weber St.	10.07	Enrique Freeman, Akron	7.71
Rebounds (Offensive) Per Game (348 ranked)	Enrique Freeman	21	2	3.39	Zach Edey, Purdue	5.44	Dwight Wilson, Ohio	3.48
Rebounds Per Game (348 ranked)	Enrique Freeman	6	1	11.1	Zach Edey, Purdue	12.7	Enrique Freeman, Akron	11.1
Steals (338 ranked)					Kellen Tynes, Maine	86	Maliq Jacobs, Kent St.	78
Steals Per Game (343 ranked)					Kellen Tynes, Maine	3.19	Maliq Jacobs, Kent St.	2.89
Three Point Attempts (342 ranked)	Xavier Castaneda Trendon Hankerson	21 180	2 7	225 168	Antoine Davis, Detroit Mercy	344	Lamar Norman Jr., Western Mich.	228
Three Point Percentage (107 ranked)	Xavier Castaneda	38	1	40.4	Wheza Panzo, Stetson	49.3	Xavier Castaneda, Akron	40.4
Three Pointers Per Game (348 ranked)	Xavier Castaneda Trendon Hankerson	6 175	1 8	3.50 2.25	Antoine Davis, Detroit Mercy	4.80	Xavier Castaneda, Akron	3.50
Total 3-point FGM (343 ranked)	Xavier Castaneda Trendon Hankerson	14 170	1 8	91 63	Antoine Davis, Detroit Mercy	144	Xavier Castaneda, Akron	91
Triple Doubles (2 ranked)					Tristen Newton, UConn	2		



Official Basketball Box Score - Final

LSU at Akron
11/23/22 John Gray Gymnasium, George Town, Cayman Islands
2022-23 Men's Basketball



Game Time: 1:30 PM
Game Duration: 2:04



Officials: John Gaffney, Doug Shows, Matt Potter

LSU - 73

Record: 5-0

Box score table for LSU - 73 showing player stats: NO. Name, Min, FG, 3P, FT, Rebounds, Fouls, TP, AS, TO, ST, Blocks. Totals: 25-52, 9-19, 14-16, 8-23, 31, 23, 13, 14, 10, 9, 3, 1, 15.

Shooting By Period table for LSU - 73 showing FG%, 3PT%, FT% by quarter and overall: 1st FG% 9-24 37.5%, 3PT% 5-9 55.6%, FT% 10-11 90.9%.

Technical Fouls:Miller 1st10:04Hill 2nd14:54Fountain 2nd02:42

Akron - 58

Record: 3-2

Box score table for Akron - 58 showing player stats. Totals: 14-54, 8-25, 22-30, 19, 17, 36, 14, 21, 58, 8, 14, 4, 1, 3, -15.

Shooting By Period table for Akron - 58 showing FG%, 3PT%, FT% by quarter and overall: 1st FG% 9-29 31.0%, 3PT% 5-16 31.3%, FT% 12-15 80.0%.

Technical Fouls:Hankerson 1st10:04

Summary statistics table for LSU vs Akron: Biggest lead (LSU 15, AKR 8), Best Scoring Run, Lead Changes, Times Tied, Time with Lead.

Official Basketball Box Score - Final

Akron at Nevada
11/23/22 John Gray Gymnasium, George Town, Cayman Islands
2022-23 Men's Basketball

Game Time: 5:00 PM
Game Duration: 2:09

Officials: John Gaffney, Randy McCal, Pat Adams

Akron - 58

Record: 3-3

Box score table for Akron at Nevada showing player stats. Totals: 22-51, 7-22, 7-11, 6-27, 33, 19, 14, 58, 8, 14, 8, 1, 3, -4.

Shooting By Period table for Akron at Nevada showing FG%, 3PT%, FT% by quarter and overall: 1st FG% 10-26 38.5%, 3PT% 1-10 10.0%, FT% 3-4 75%.

Technical Fouls:NONE

Nevada - 62

Record: 6-1

Box score table for Nevada - 62 showing player stats. Totals: 21-57, 9-21, 11-13, 10, 23, 33, 14, 19, 62, 13, 9, 3, 1, 4.

Shooting By Period table for Nevada - 62 showing FG%, 3PT%, FT% by quarter and overall: 1st FG% 7-27 25.9%, 3PT% 1-8 12.5%, FT% 5-6 83.3%.

Technical Fouls:NONE

Summary statistics table for Akron vs Nevada: Biggest lead (AKR 8), Best Scoring Run, Lead Changes, Times Tied, Time with Lead.

Official Basketball Box Score - Final

Akron at Marshall
11/30/22 Gam Henderson Center, Huntington
2022-23 Men's Basketball



Game Time: 7:30 PM
Game Duration: 1:43
Attendance: 4,012

Officials: Doug Shows, Josue Neves, Landon Brandy

Akron - 57

Record: 3-4

Box score table for Akron at Marshall showing player stats. Totals: 24-71, 5-25, 4-11, 15, 30, 45, 15, 13, 57, 12, 10, 5, 0, 9, -11.

Shooting By Period table for Akron at Marshall showing FG%, 3PT%, FT% by quarter and overall: 1st FG% 10-33 30.3%, 3PT% 2-10 20.0%, FT% 3-4 75%.

Technical Fouls:NONE

Marshall - 68

Record: 6-1

Box score table for Marshall - 68 showing player stats. Totals: 25-61, 8-28, 10-15, 8, 35, 43, 13, 15, 68, 13, 11, 8, 9, 0, 11.

Shooting By Period table for Marshall - 68 showing FG%, 3PT%, FT% by quarter and overall: 1st FG% 16-32 50.0%, 3PT% 3-13 23.1%, FT% 2-4 50%.

Technical Fouls:NONE

Summary statistics table for Akron vs Marshall: Biggest lead (AKR 0), Best Scoring Run, Lead Changes, Times Tied, Time with Lead.

Official Basketball Box Score - Final

Muskingum at Akron
12/04/22 James A. Rhodes Arena, Akron, Ohio
2022-23 Men's Basketball

Game Time: 2:00 PM
Game Duration: 1:46
Attendance: 1,466

Officials: Bill El, Austin Jones, Mirkah Milton

Muskingum - 33

Record: 0-6

Box score table for Muskingum at Akron showing player stats. Totals: 13-52, 6-29, 1-7, 7, 22, 29, 9, 13, 33, 6, 17, 6, 3, 4, -7.

Shooting By Period table for Muskingum at Akron showing FG%, 3PT%, FT% by quarter and overall: 1st FG% 5-28 17.9%, 3PT% 2-17 11.8%, FT% 0-2 0%.

Technical Fouls:NONE

Akron - 80

Record: 4-4

Box score table for Akron at Muskingum showing player stats. Totals: 30-59, 15-33, 5-16, 13, 35, 48, 13, 9, 80, 19, 12, 13, 4, 3, 47.

Shooting By Period table for Akron at Muskingum showing FG%, 3PT%, FT% by quarter and overall: 1st FG% 13-31 41.9%, 3PT% 6-19 31.6%, FT% 2-4 50%.

Technical Fouls:NONE

Summary statistics table for Akron vs Muskingum: Biggest lead (MUSK 0), Best Scoring Run, Lead Changes, Times Tied, Time with Lead.





Official Basketball Box Score - Final

Concord at Akron
2/20/23 James A. Rhodes Arena, Akron
2022-23 Men's Basketball

Game Time: 7:00 PM
Game Duration: 2:10

Attendance: 1,550



Officials: Tim Stewart, Michael Griffith, Tony Meeks

Concord - 58

Record: 7-4

Table with columns for NO., Name, Min, FG, 3P, FT, Rebounds, Fouls, TP, AS, TO, ST, Blocks, +/-

Shooting By Period table showing FG, 3PT, FT percentages for 1st, 2nd, 3rd quarters and Half, and overall GM FG, 3PT, FT.

NIU - 51

Record: 4-10 (0-1)

Table with columns for NO., Name, Min, FG, 3P, FT, Rebounds, Fouls, TP, AS, TO, ST, Blocks, +/-

Shooting By Period table showing FG, 3PT, FT percentages for 1st, 2nd, 3rd quarters and Half, and overall GM FG, 3PT, FT.

Akron - 84

Record: 8-5

Table with columns for NO., Name, Min, FG, 3P, FT, Rebounds, Fouls, TP, AS, TO, ST, Blocks, +/-

Shooting By Period table showing FG, 3PT, FT percentages for 1st, 2nd, 3rd quarters and Half, and overall GM FG, 3PT, FT.

Akron - 76

Record: 9-5 (1-0)

Table with columns for NO., Name, Min, FG, 3P, FT, Rebounds, Fouls, TP, AS, TO, ST, Blocks, +/-

Shooting By Period table showing FG, 3PT, FT percentages for 1st, 2nd, 3rd quarters and Half, and overall GM FG, 3PT, FT.

Cu

Akron

Stat summary table including Biggest lead, Best Scoring Run, Lead Changes, Times Tied, Time with Lead, Points from Turnovers, Paint, Second Chance, Fast Breaks, Bench.

NIU

AKRON

Stat summary table including Biggest lead, Best Scoring Run, Lead Changes, Times Tied, Time with Lead, Points from Turnovers, Paint, Second Chance, Fast Breaks, Bench.



Official Basketball Box Score - Final

Akron at Ball St.
01/06/23 Worthen Arena, Muncie, Ind.
2022-23 Men's Basketball

Game Time: 8:30 PM
Game Duration: 2:12

Officials: John Floyd, Mason Siler, Jon Campbell

Akron - 63

Record: 9-6 (1-1)

Table with columns for NO., Name, Min, FG, 3P, FT, Rebounds, Fouls, TP, AS, TO, ST, Blocks, +/-

Shooting By Period table showing FG, 3PT, FT percentages for 1st, 2nd, 3rd quarters and Half, and overall GM FG, 3PT, FT.

Akron - 74

Record: 10-6 (2-1)

Table with columns for NO., Name, Min, FG, 3P, FT, Rebounds, Fouls, TP, AS, TO, ST, Blocks, +/-

Shooting By Period table showing FG, 3PT, FT percentages for 1st, 2nd, 3rd quarters and Half, and overall GM FG, 3PT, FT.

Ball St. - 70

Record: 11-4 (2-0)

Table with columns for NO., Name, Min, FG, 3P, FT, Rebounds, Fouls, TP, AS, TO, ST, Blocks, +/-

Shooting By Period table showing FG, 3PT, FT percentages for 1st, 2nd, 3rd quarters and Half, and overall GM FG, 3PT, FT.

Bowling Green - 70

Record: 8-8 (2-1)

Table with columns for NO., Name, Min, FG, 3P, FT, Rebounds, Fouls, TP, AS, TO, ST, Blocks, +/-

Shooting By Period table showing FG, 3PT, FT percentages for 1st, 2nd, 3rd quarters and Half, and overall GM FG, 3PT, FT.

Akron

BSU

Stat summary table including Biggest lead, Best Scoring Run, Lead Changes, Times Tied, Time with Lead, Points from Turnovers, Paint, Second Chance, Fast Breaks, Bench.

Akron

BGSU

Stat summary table including Biggest lead, Best Scoring Run, Lead Changes, Times Tied, Time with Lead, Points from Turnovers, Paint, Second Chance, Fast Breaks, Bench.





Official Basketball Box Score - Final
Akron at Buffalo
01/13/23 Alumni Arena, Buffalo
2022-23 Men's Basketball

Game Time: 7:00 PM
Game Duration: 2:32
Attendance: 5,001



Official Basketball Box Score - Final
Kent St. at Akron
02/03/23 James A. Rhodes Arena, Akron
2022-23 Men's Basketball

Game Time: 9:00 PM
Game Duration: 2:13
Attendance: 8,821

Table with columns for NO., Name, Min, FG, M-A, 3P, M-A, FT, M-A, Rebounds, Fouls, TP, AS, TO, ST, Blocks, BS, BA, +/-

Shooting By Period table with columns for 1st FG%, 3PT%, FT%, 2nd FG%, 3PT%, FT%, GM FG%, 3PT%, FT%

Table with columns for NO., Name, Min, FG, M-A, 3P, M-A, FT, M-A, Rebounds, Fouls, TP, AS, TO, ST, Blocks, BS, BA, +/-

Shooting By Period table for Kent St. at Akron

Table with columns for NO., Name, Min, FG, M-A, 3P, M-A, FT, M-A, Rebounds, Fouls, TP, AS, TO, ST, Blocks, BS, BA, +/-

Shooting By Period table for Buffalo - 64

Table with columns for NO., Name, Min, FG, M-A, 3P, M-A, FT, M-A, Rebounds, Fouls, TP, AS, TO, ST, Blocks, BS, BA, +/-

Shooting By Period table for Kent St. at Akron

Summary table with columns for Biggest lead, Best Scoring Run, Lead Changes, Times Tied, Time with Lead

Summary table with columns for Points from, Turnovers, Paint, Second Chance, Fast Breaks, Bench



Official Basketball Box Score - Final
Toledo at Akron
02/07/23 James A. Rhodes Arena, Akron, Ohio
2022-23 Men's Basketball

Game Time: 7:00 PM
Game Duration: 2:00
Attendance: 2,041



Official Basketball Box Score - Final
Akron at Ohio
02/10/23 Convocation Center, Athens
2022-23 Men's Basketball

Game Time: 7:30 PM
Game Duration: 2:10
Attendance: 5,038

Table with columns for NO., Name, Min, FG, M-A, 3P, M-A, FT, M-A, Rebounds, Fouls, TP, AS, TO, ST, Blocks, BS, BA, +/-

Shooting By Period table for Toledo - 84

Table with columns for NO., Name, Min, FG, M-A, 3P, M-A, FT, M-A, Rebounds, Fouls, TP, AS, TO, ST, Blocks, BS, BA, +/-

Shooting By Period table for Akron - 81

Table with columns for NO., Name, Min, FG, M-A, 3P, M-A, FT, M-A, Rebounds, Fouls, TP, AS, TO, ST, Blocks, BS, BA, +/-

Shooting By Period table for Akron - 74

Table with columns for NO., Name, Min, FG, M-A, 3P, M-A, FT, M-A, Rebounds, Fouls, TP, AS, TO, ST, Blocks, BS, BA, +/-

Shooting By Period table for Ohio - 90

Summary table for Toledo vs Akron

Summary table for Toledo vs Akron

Summary table for Akron vs Ohio

Summary table for Akron vs Ohio





Official Basketball Box Score - Final
Akron at Eastern Mich.
 02/14/23 George Gervin GameBoo Center, Ypsilanti
 2022-23 Eastern Michigan Men's Basketball

Game Time: 7:00 PM
 Game Duration: 1:52
 Attendance: 2,122



Officials: Rob Riley, Chad Barlow, John Floyd

NO.	Name	Min	FG			3P			FT			Rebounds			Fouls		TP	AS	TO	ST	Blocks			+/-
			M/A	M/A	M/A	OR	DR	TOT	PF	FD	OR	DR	TOT	BS	BA	BL								
25	Enrique Freeman	F 29:11	9-11	0-0	4-7	4	11	15	3	8	22	1	1	0	1	0	1	0	0	27	0	0	0	27
2	Greg Tribble	G 33:34	0-4	0-0	5-6	3	1	4	1	3	5	3	1	1	0	1	0	1	0	26	0	0	0	26
4	Trendon Hankerson	G 35:00	4-11	3-9	0-0	0	5	5	1	0	11	2	0	0	0	0	0	0	24	0	0	0	24	
13	Xavier Castaneda	G 31:00	5-14	3-11	3-3	2	2	4	2	4	16	4	2	0	0	0	0	0	24	0	0	0	24	
34	Nate Johnson	G 31:08	5-11	3-6	0-0	3	4	7	1	0	13	2	0	1	0	1	0	1	29	0	0	0	29	
11	Sammy Hunter	14:07	4-7	1-2	0-0	2	1	3	1	1	9	0	0	0	0	0	0	0	3	0	0	0	3	
1	Garvin Clarke	15:56	1-5	0-1	0-0	1	1	2	2	0	2	2	1	1	0	1	0	1	3	0	0	0	3	
3	Kobe Mitchell	03:15	0-1	0-1	0-0	0	1	1	0	0	0	0	0	0	0	0	0	0	-1	0	0	0	-1	
0	Amani Lyles	03:01	0-0	0-0	0-1	0	0	0	1	1	1	0	1	0	1	0	1	0	-1	0	0	0	-1	
5	Tavari Johnson	02:24	0-0	0-0	0-0	0	1	1	0	0	0	0	0	0	0	1	1	0	1	0	0	0	1	
20	Evan Wilson	01:24	0-0	0-0	0-0	0	0	0	0	0	0	0	0	0	0	0	1	1	0	0	0	0	0	
Team						2	1	3	1	1	9	0	1	1	0	1	0	1	0	0	0	0	0	
Totals		28:64	10-30	12-17	17	28	45	12	17	78	14	9	4	2	3	27								

Shooting By Period		
1st FG%	10-33	30.3%
3PT%	4-15	26.7%
FT%	5-8	62.5%
2nd FG%	18-31	58.1%
3PT%	6-15	40.0%
FT%	7-9	77.8%
GM FG%	28-64	43.8%
3PT%	10-30	33.3%
FT%	12-17	70.6%

NO.	Name	Min	FG			3P			FT			Rebounds			Fouls		TP	AS	TO	ST	Blocks			+/-
			M/A	M/A	M/A	OR	DR	TOT	PF	FD	OR	DR	TOT	BS	BA	BL								
1	Laciull Hardnett	F 34:50	4-10	1-4	0-0	3	4	7	4	0	9	1	0	1	0	1	0	1	0	29	0	0	0	29
23	Isaiah Adams	F 36:51	4-10	1-5	2-4	1	5	6	4	5	11	0	2	0	1	1	0	2	0	20	0	0	0	20
3	Isaac Jack	C 13:29	3-4	0-0	0-0	1	1	2	2	2	6	0	1	0	0	1	0	0	1	17	0	0	0	17
3	Curtis Jones	G 34:54	3-13	2-5	2-2	0	4	4	2	2	10	3	1	0	0	1	0	1	-1	17	0	0	0	-1
4	Armoni Foster	G 21:27	5-7	1-2	1-2	0	0	0	3	4	12	1	5	2	0	0	0	0	-17	0	0	0	-17	
24	Jonnivius Smith	24:17	4-5	0-0	3-4	0	3	3	4	2	11	0	0	0	0	0	0	0	-4	0	0	0	-4	
2	Kidrell Blocker	24:14	2-5	1-2	0-0	0	2	2	1	0	5	4	4	1	0	0	0	0	-12	0	0	0	-12	
0	Kanye Jones	06:16	0-0	0-0	0-0	0	0	0	0	0	0	0	0	0	0	0	0	0	-3	0	0	0	-3	
13	Yazid Powell	01:02	0-0	0-0	0-0	0	0	0	0	0	0	0	0	0	0	0	0	0	2	0	0	0	2	
5	Zaakir Williamson	02:40	1-2	0-0	0-0	0	1	1	0	0	2	0	0	0	0	0	0	0	0	6	0	0	0	6
Team						2	2	4	0	0	0	0	0	0	0	0	0	0	0	0	0	0	0	
Totals		26:56	6-18	8-12	7	22	29	20	14	86	9	13	4	1	3	20								

Shooting By Period		
1st FG%	14-32	43.8%
3PT%	4-11	36.4%
FT%	2-4	50%
2nd FG%	12-24	50.0%
3PT%	2-7	28.6%
FT%	6-8	75%
GM FG%	26-56	46.4%
3PT%	6-18	33.3%
FT%	8-12	66.7%

NO.	Name	Min	FG			3P			FT			Rebounds			Fouls		TP	AS	TO	ST	Blocks			+/-
			M/A	M/A	M/A	OR	DR	TOT	PF	FD	OR	DR	TOT	BS	BA	BL								
23	Legend Geeter	F 18:26	3-6	0-0	0-0	1	0	1	2	1	6	0	1	1	0	1	0	1	0	-11	0	0	0	-11
2	Noah Farrakhan	G 32:51	5-10	0-0	1-2	1	4	5	4	3	11	2	1	0	0	0	0	0	-20	0	0	0	-20	
5	Tyson Acuff	G 30:31	1-6	0-3	0-0	0	3	3	2	1	2	3	2	1	0	0	0	0	-25	0	0	0	-25	
10	Oriando Lovejoy	G 18:30	3-5	0-0	1-2	0	2	2	5	1	7	0	1	0	0	0	0	0	-12	0	0	0	-12	
21	Ermoni Bates	G 32:24	3-13	1-9	6-6	0	3	3	1	3	13	3	4	0	2	0	0	0	-25	0	0	0	-25	
0	Kevin-David Rice	25:40	1-2	0-1	2-2	0	2	2	1	4	1	0	1	0	1	0	0	0	-13	0	0	0	-13	
1	Colin Golson	11:37	0-1	0-0	0-0	0	1	1	1	0	0	0	0	0	1	0	1	0	-16	0	0	0	-16	
4	Jalin Billingsley	12:31	2-2	0-0	2-2	1	2	3	2	1	6	0	0	0	0	0	0	0	-8	0	0	0	-8	
22	Yusuf Jihad	09:19	0-2	0-1	0-0	0	2	2	0	1	0	0	1	0	0	0	1	0	0	-2	0	0	0	-2
35	Javantae Handie	02:13	1-1	0-0	0-0	0	1	1	0	0	2	0	1	0	0	0	0	0	-7	0	0	0	-7	
3	Luka Savicevic	02:24	0-1	0-0	0-0	0	0	0	0	0	0	0	0	0	0	0	0	0	-1	0	0	0	-1	
33	Derek Ballard	02:24	0-1	0-1	0-0	0	0	0	0	0	0	0	0	0	0	0	0	0	-1	0	0	0	-1	
13	Prakash Ketterhagen	01:10	0-0	0-0	0-0	0	0	0	0	0	0	0	0	0	0	0	0	0	0	0	0	0	0	
Team						2	2	4	0	0	9	1	1	0	1	0	1	0	0	0	0	0	0	
Totals		19:50	1-15	12-14	5	22	27	17	12	51	9	13	4	3	2	-27								

Shooting By Period		
1st FG%	8-25	32.0%
3PT%	0-8	0.0%
FT%	4-4	100%
2nd FG%	11-25	44.0%
3PT%	1-7	14.3%
FT%	9-10	90%
GM FG%	19-50	38.0%
3PT%	1-15	6.7%
FT%	12-14	85.7%

NO.	Name	Min	FG			3P			FT			Rebounds			Fouls		TP	AS	TO	ST	Blocks			+/-
			M/A	M/A	M/A	OR	DR	TOT	PF	FD	OR	DR	TOT	BS	BA	BL								
25	Enrique Freeman	F 29:57	7-14	0-0	7-9	2	8	10	2	7	21	4	2	1	2	0	15	0	1	2	0	0	15	
2	Greg Tribble	G 20:05	2-3	0-0	0-0	1	1	2	3	0	4	1	1	0	0	0	0	1	0	12	0	0	12	
4	Trendon Hankerson	G 32:27	3-7	1-3	2-2	0	5	5	0	2	9	2	0	2	0	2	0	2	0	28	0	0	0	28
13	Xavier Castaneda	G 29:42	7-13	5-9	11-12	2	4	6	2	7	30	3	5	1	0	0	0	0	20	0	0	0	20	
34	Nate Johnson	G 26:02	5-6	1-1	0-0	0	2	2	2	2	11	0	0	1	0	0	0	0	23	0	0	0	23	
11	Sammy Hunter	24:23	2-8	1-5	0-0	1	0	1	0	0	5	2	0	0	1	0	1	0	11	0	0	0	11	
5	Tavari Johnson	11:06	2-5	0-1	0-0	1	1	2	0	0	4	1	1	0	0	0	0	0	-3	0	0	0	-3	
1	Garvin Clarke	19:42	1-2	0-0	0-0	0	4	4	2	1	2	2	1	1	0	0	0	0	4	0	0	0	4	
0	Amani Lyles	02:24	0-0	0-0	0-0	0	0	0	0	1	0	0	0	0	0	0	0	0	0	-4	0	0	0	-4
3	Kobe Mitchell	02:24	0-2	0-2	0-0	0	1	1	0	0	0	0	0	0	0	0	0	0	0	-4	0	0	0	-4
20	Evan Wilson	01:48	0-1	0-1	0-0	0	0	0	0	0	0	0	0	0	0	0	0	0	-2	0	0	0	-2	



2022-23 Akron Men's Basketball Combined Team Statistics All games

Page 1/1
as of Feb 23, 2023

Game Records

Record	Overall	Home	Away	Neutral
ALL GAMES	19-9	13-1	5-5	1-3
CONFERENCE	11-4	6-1	5-3	0-0
NON-CONFERENCE	8-5	7-0	0-2	1-3

Score by Periods

Team	1st	2nd	OT	TOT
Akron	963	1063	11	2037
Opponents	837	970	10	1817

Team Box Score

No.	Player	Total			3-Point		F-Throw		Rebounds				Other				PTS	AVG				
		GP-GS	MIN	AVG	FG-FGA	FG%	3FG-3FGA	3FG%	FT-FTA	FT%	OFF	DEF	TOT	AVG	PF	DQ			A	TO	BLK	STL
13	CASTANEDA, Xavier	26-26	861:57	33.2	147-345	.426	91-225	.404	172-205	.839	21	91	112	4.3	41	0	72	55	2	27	557	21.4
25	FREEMAN, Enrique	28-28	858:27	30.7	174-287	.606	1-3	.333	95-155	.613	95	216	311	11.1	61	2	55	59	33	18	444	15.9
4	HANKERSON, Trendon	28-28	915:58	32.7	86-227	.379	63-168	.375	23-30	.767	10	108	118	4.2	55	0	56	36	14	23	258	9.2
11	HUNTER, Sammy	28-17	533:53	19.1	73-190	.384	35-121	.289	11-18	.611	25	46	71	2.5	46	1	14	14	3	4	192	6.9
2	TRIBBLE, Greg	28-28	810:33	28.9	70-173	.405	1-12	.083	43-60	.717	26	54	80	2.9	69	2	65	35	6	22	184	6.6
5	JOHNSON, Tavari	27-9	425:53	15.8	54-135	.400	19-56	.339	6-10	.600	8	42	50	1.9	42	0	49	40	4	23	133	4.9
34	JOHNSON, Nate	28-4	559:21	20.0	49-101	.485	19-43	.442	8-12	.667	27	61	88	3.1	44	1	24	29	1	25	125	4.5
1	CLARKE, Garvin	19-0	256:39	13.5	15-57	.263	4-28	.143	7-11	.636	21	17	38	2.0	20	0	16	18	2	10	41	2.2
0	LYLES, Amani	25-0	118:19	4.7	17-36	.472	0-1	.000	14-23	.609	16	8	24	1.0	32	1	4	8	7	8	48	1.9
3	MITCHELL, Kobe	22-0	234:12	10.6	12-43	.279	10-39	.256	4-4	1.000	2	13	15	0.7	19	0	10	6	1	8	38	1.7
20	WILSON, Evan	11-0	30:58	2.8	4-11	.364	4-9	.444	0-2	.000	0	1	1	0.1	4	0	3	3	0	2	12	1.1
12	MAYFIELD, Pat	8-0	18:51	2.4	2-6	.333	0-3	.000	1-2	.500	0	7	7	0.9	1	0	0	0	1	2	5	0.6
Team											49	49	98					11				
Total		28	5625		703-1611	.436	247-708	.349	384-532	.722	300	713	1013	36.2	434	7	368	314	74	172	2037	72.8
Opponents		28	5625		668-1564	.427	183-537	.341	298-413	.722	244	666	910	32.5	508	12	322	353	90	158	1817	64.9

Team Statistics

	UA	OPP
Scoring	2037	1817
Points per game	72.8	64.9
Scoring margin	+7.9	-
Field goals-att	703-1611	668-1564
Field goal pct	.436	.427
3 point fg-att	247-708	183-537
3-point FG pct	.349	.341
3-pt FG made per game	8.8	6.5
Free throws-att	384-532	298-413
Free throw pct	.722	.722
F-Throws made per game	13.7	10.6
Rebounds	1013	910
Rebounds per game	36.2	32.5
Rebounding margin	+3.7	-
Assists	368	322
Assists per game	13.1	11.5
Turnovers	314	353
Turnovers per game	11.2	12.6
Turnover margin	+1.4	-
Assist/turnover ratio	1.2	0.9
Steals	172	158
Steals per game	6.1	5.6
Blocks	74	90
Blocks per game	2.6	3.2
Winning streak	0	-
Home win streak	1	-
Attendance	27100	34497
Home games-Avg/Game	14-1936	10-3450
Neutral site-Avg/Game	-	4-2516

Team Results

Date	Opponent	Score	Att.
11/07/2022	South Dakota St.	Wot 81-80	2157
11/11/2022	vs Mississippi St.	L 54-73	5213
11/15/2022	Morgan St.	W 65-59	1759
11/21/2022	vs Western Ky.	W 72-53	1250
11/22/2022	vs LSU	L 58-73	1200
11/23/2022	vs Nevada	L 58-62	2400
11/30/2022	at Marshall	L 57-68	4012
12/04/2022	Muskingum	W 80-33	1466
12/11/2022	Jackson St.	W 85-72	1385
12/14/2022	Wright St.	W 66-54	1398
12/19/2022	Maine	W 87-55	1424
12/22/2022	at Bradley	L 55-74	3530
12/30/2022	Concord	W 84-58	1550
01/03/2023	NIU	W 76-51	0
01/06/2023	at Ball St.	L 63-70	3476
01/10/2023	at Bowling Green	W 74-70	1844
01/13/2023	Eastern Mich.	W 104-67	2177
01/17/2023	at Central Mich.	W 69-51	1509
01/21/2023	at Western Mich.	W 63-55	2288
01/24/2023	Miami (OH)	W 73-68	1620
01/28/2023	Ohio	W 83-77	2234
01/31/2023	at Buffalo	W 81-64	5001
02/03/2023	Kent St.	W 67-55	5821
02/07/2023	Toledo	L 74-84	2041
02/10/2023	at Ohio	L 81-90	5038
02/14/2023	at Eastern Mich.	W 78-51	2122
02/18/2023	Buffalo	W 86-66	2068
02/21/2023	at Toledo	L 63-84	5677



2022-23 Akron Men's Basketball Combined Team Statistics In Conference games

Page 1/1
as of Feb 23, 2023

Game Records

Record	Overall	Home	Away	Neutral
ALL GAMES	11-4	6-1	5-3	0-0
CONFERENCE	11-4	6-1	5-3	0-0
NON-CONFERENCE	0-0	0-0	0-0	0-0

Score by Periods

Team	1st	2nd	OT	TOT
Akron	535	600	0	1135
Opponents	463	540	0	1003

Team Box Score

No.	Player	Total			3-Point		F-Throw		Rebounds				Other				PTS	AVG				
		GP-GS	MIN	AVG	FG-FGA	FG%	3FG-3FGA	3FG%	FT-FTA	FT%	OFF	DEF	TOT	AVG	PF	DQ			A	TO	BLK	STL
13	CASTANEDA, Xavier	13-13	439:16	33.8	83-184	.451	48-121	.397	89-102	.873	13	40	53	4.1	29	0	33	31	1	13	303	23.3
25	FREEMAN, Enrique	15-15	469:08	31.3	105-166	.633	1-2	.500	68-101	.673	51	130	181	12.1	34	2	25	30	20	9	279	18.6
4	HANKERSON, Trendon	15-15	500:41	33.4	45-127	.354	34-98	.347	10-12	.833	4	55	59	3.9	31	0	32	19	10	11	134	8.9
11	HUNTER, Sammy	15-11	288:60	19.3	42-91	.462	23-61	.377	5-9	.556	13	20	33	2.2	30	1	6	10	2	3	112	7.5
2	TRIBBLE, Greg	15-15	460:27	30.7	41-95	.432	0-3	.000	28-36	.778	14	26	40	2.7	37	1	40	19	4	11	110	7.3
34	JOHNSON, Nate	15-3	314:54	21.0	30-58	.517	11-25	.440	6-8	.750	15	36	51	3.4	27	1	18	14	0	12	77	5.1
5	JOHNSON, Tavari	15-3	199:51	13.3	20-63	.317	6-24	.250	1-2	.500	3	17	20	1.3	26	0	23	16	2	9	47	3.1
0	LYLES, Amani	13-0	57:09	4.4	10-21	.476	0-1	.000	8-11	.727	4	3	7	0.5	19	1	2	2	3	4	28	2.2
1	CLARKE, Garvin	11-0	118:35	10.8	8-27	.296	2-11	.182	3-4	.750	12	6	18	1.6	8	0	8	8	0	6	21	1.9
3	MITCHELL, Kobe	13-0	127:58	9.8	5-23	.217	5-21	.238	2-2	1.000	0	6	6	0.5	8	0	8	2	0	2	17	1.3
20	WILSON, Evan	6-0	14:05	2.3	2-5	.400	2-4	.500	0-0	.000	0	0	0	0.0	0	0	0	1	0	0	6	1.0
12	MAYFIELD, Pat	4-0	08:56	2.2	0-2	.000	0-1	.000	1-2	.500	0	3	3	0.8	1	0	0	0	1	1	1	0.3
Team											27	25	52				7					
Total		15	3000		391-862	.454	132-372	.355	221-289	.765	156	367	523	34.9	250	6	195	159	43	81	1135	75.7
Opponents		15	3000		355-815	.436	96-289	.332	197-265	.743	132	342	474	31.6	278	9	163	183	46	75	1003	66.9

Team Statistics

	UA	OPP
Scoring	1135	1003
Points per game	75.7	66.9
Scoring margin	+8.8	-
Field goals-att	391-862	355-815
Field goal pct	.454	.436
3 point fg-att	132-372	96-289
3-point FG pct	.355	.332
3-pt FG made per game	8.8	6.4
Free throws-att	221-289	197-265
Free throw pct	.765	.743
F-Throws made per game	14.7	13.1
Rebounds	523	474
Rebounds per game	34.9	31.6
Rebounding margin	+3.3	-
Assists	195	163
Assists per game	13.0	10.9
Turnovers	159	183
Turnovers per game	10.6	12.2
Turnover margin	+1.6	-
Assist/turnover ratio	1.2	0.9
Steals	81	75
Steals per game	5.4	5.0
Blocks	43	46
Blocks per game	2.9	3.1
Winning streak	0	-
Home win streak	1	-
Attendance	15961	26955
Home games-Avg/Game	7-2280	8-3369
Neutral site-Avg/Game	-	0-0

Team Results

Date	Opponent	Score	Att.
01/03/2023	NIU	W 76-51	0
01/06/2023	at Ball St.	L 63-70	3476
01/10/2023	at Bowling Green	W 74-70	1844
01/13/2023	Eastern Mich.	W 104-67	2177
01/17/2023	at Central Mich.	W 69-51	1509
01/21/2023	at Western Mich.	W 63-55	2288
01/24/2023	Miami (OH)	W 73-68	1620
01/28/2023	Ohio	W 83-77	2234
01/31/2023	at Buffalo	W 81-64	5001
02/03/2023	Kent St.	W 67-55	5821
02/07/2023	Toledo	L 74-84	2041
02/10/2023	at Ohio	L 81-90	5038
02/14/2023	at Eastern Mich.	W 78-51	2122
02/18/2023	Buffalo	W 86-66	2068
02/21/2023	at Toledo	L 63-84	5677