

# AKRON BASKETBALL

Game 32 | MAC Tournament Quarterfinal vs No. 6 Buffalo



122nd Season | MAC Tournament Champions: 2009, 2011, 2013, 2022 | MAC Regular-Season Champions: 2012, 2013, 2016, 2017, 2020

## 2022-23 BASKETBALL SCHEDULE

Date	Opponent	TV	Time
Nov. 7	<b>South Dakota State</b>	..... W	81-80 OT
Nov. 11	Mississippi State \$	..... L	73-54
Nov. 15	<b>Morgan State</b>	..... W	65-59
Nov. 21	Western Kentucky %	..... W	72-53
Nov. 22	LSU %	..... L	73-58
Nov. 23	Nevada %	..... L	62-58
Nov. 30	Marshall	..... L	68-57
Dec. 4	<b>Muskingum</b>	..... W	80-33
Dec. 11	<b>Jackson State</b>	..... W	85-72
Dec. 14	<b>Wright State</b>	..... W	66-54
Dec. 19	<b>Maine</b>	..... W	87-55
Dec. 22	Bradley	..... L	74-55
Dec. 30	<b>Concord</b>	..... W	84-58
Jan. 3	<b>Northern Illinois *</b>	..... W	76-51
Jan. 6	Ball State *	..... L	70-63
Jan. 10	Bowling Green *	..... W	74-70
Jan. 13	<b>Eastern Michigan *</b>	..... W	104-67
Jan. 17	Central Michigan *	..... W	69-51
Jan. 21	Western Michigan *	..... W	63-55
Jan. 24	<b>Miami *</b>	..... W	73-68
Jan. 28	<b>Ohio *</b>	..... W	83-77
Jan. 31	Buffalo *	..... W	81-64
Feb. 3	<b>Kent State *</b>	..... W	67-55
Feb. 7	<b>Toledo *</b>	..... L	84-74
Feb. 10	Ohio *	..... L	90-81
Feb. 14	Eastern Michigan *	..... W	78-51
Feb. 18	<b>Buffalo *</b>	..... W	86-66
Feb. 21	Toledo *	..... L	84-63
Feb. 25	<b>Western Michigan *</b>	..... W	81-64
Feb. 28	<b>Ball State *</b>	..... W	87-83
March 3	Kent State *	..... L	89-84 (OT)

Home games **BOLD** | All Game Times and Dates subject to change | WC - MAC 21-day Wildcard Game Selection | \* MAC game  
 \$ Barstool Sports Invitational - Philadelphia, Pa.  
 % Cayman Islands Classic - Grand Cayman Island

## 2023 Mid-American Conference Tournament

### No. 3 Akron (21-10, 13-5) vs No. 6 Buffalo (15-16, 9-9 MAC)

Thursday, March 9 • Rocket Mortgage FieldHouse  
 Cleveland, Ohio • 6:30 PM • ESPN+



**BUFFALO HEAD COACH**

**Jim Whitesell** (Luther '82)  
 Overall Record: 457-349 (28th Season)  
 Record at UB: 70-48 (4th Season)  
 MAC Record: 45-27 (4th Season)



**AKRON ZIPS HEAD COACH**

**John Groce** (Taylor '94)  
 Career Record: 297-201 (15th Season)  
 Record at Akron: 115-69 (6th Season)  
 Overall MAC Record: 101-73 (at Ohio and Akron)

### ALL-TIME SERIES

Akron Leads: 39-33  
 Last Meeting: Akron 86, Buffalo 66  
 First Meeting: Akron 84, Buffalo 74  
 MAC Tournament: Buffalo Leads: 5-2  
 Groce vs. Buffalo: 5-8 (10-12 Overall)  
 at James A. Rhodes Arena on Feb. 18, 2023  
 in Akron 1954-55 season

### BROADCAST

**TV/Video:** ESPN+ - **Michael Reghi** (PxP) and **Rhett Boyd** (analyst)  
**Radio:** Akron Sports Network - **Dave Skoczen** (PxP), **Joe Dunn** (Analyst)-WHLO 640 AM (iHeart Radio)  
**Live Stats:** GoZips.com/Schedule - Live Stats

### QUICK HITS

- Akron is one of two teams in the MAC to play 5 Top 100 NET teams in non-conference play this season: Buffalo (6), Akron (5), Miami (4), Eastern Michigan (3), Northern Illinois (3), Ohio (3), Kent State (3), Toledo (3), Western Michigan (3), Central Michigan (2), Ball State (0), Bowling Green (0).
- Akron is 21-10 this season with all losses coming from opponents in the Top 100 NET rankings with a total win-loss record of 57-14 before conference play: 76 LSU (12-1), 37 Mississippi State (11-2), 55 Nevada (12-3), 66 Marshall (12-3), 62 Bradley (10-5). Zips fell to 100 Ball State, 97 Toledo (2x), 145 Ohio and Kent State (66)
- The Naismith Basketball Hall of Fame announced the Top 10 candidates for the 2023 Karl Malone Award. Enrique Freeman (Akron), Drew Timme (Gonzaga), Azuolas Tubelis (Arizona), Trayce Jackson-Davis (Indiana), Hunter Tyson (Clemson), Kris Murray (Iowa), DaRon Holmes II (Dayton), Norchad Omier (Miami (Fla.)), Kyle Filipowski (Duke) and Bryce Hopkins (Providence).
- Freeman and Castaneda rank in the NCAA Top 30 players in at least six categories  
**Freeman:** 4th REBS/G (11.1), 5th DREB/G (7.87), 6th REBS (345), 5th Double-Doubles (18), 20th FG% (60.9), 26th OREB/G (3.26), 1 of 12 to avg dbl-dbl, 1 of 13 avg. dbl digit rebounds  
**Castaneda:** 4th FTM (196), 6th 3PT FG/G (3.5), 8th FTA (230), 12th PPG (21.4), 9th 3PT Made (102), 10th 3PT Attempts (260), 22nd Total Points (622) and 50th 3PT FG% (.392).

Akron	STAT BREAKDOWN	Buffalo
73.8	SCORING AVERAGE	77.5
+7.6	SCORING MARGIN	+0.6
.439	FG PERCENTAGE	.455
.351	3PT PERCENTAGE	.324
9.0	3PT FG MADE PER GAME	7.0
.731	FT PERCENTAGE	.702
35.6	REBOUND PER GAME	37.9
+3.0	REBOUNDING MARGIN	+2.8
13.4	ASSISTS PER GAME	15.0
10.9	TURNOVERS PER GAME	14.2
6.2	STEALS PER GAME	8.0
2.5	BLOCKS PER GAME	3.3

2022-23 AKRON BASKETBALL

**PROBABLE STARTERS**



## AKRON QUICK FACTS

Location ..... Akron, Ohio (44325)  
 Population ..... 200,000 (fifth largest in Ohio)  
 Founded ..... 1870 (as Buchtel College)  
 Enrollment ..... 20,500  
 Nickname ..... Zips  
 Colors ..... Blue (PMS 282) and Gold (PMS 7503)  
 Conference ..... Mid-American  
 President ..... Dr. Gary L. Miller  
 Director of Athletics ..... Charles Guthrie  
 Deputy AD ..... Markus Jennings  
 Sr Associate AD/SWA ..... Jackie Wallgren  
 Faculty Athletics Representative ... Dr. Matthew Juravich  
 Athletic Dept. Phone: ..... (330) 972-7080  
 Ticket Office Phone: ..... 1-888-99-AKRON

## JAMES A. RHODES ARENA

Capacity ..... 5,500  
 Opened ..... December 3, 1983  
 ..... W, 78-74 over Eastern Michigan  
 Seating ..... 2,096 arm-chair seating  
 ..... 3,404 bleacher-style seating  
 Record at Rhodes Arena.... 453-136 (.767) - 39 Seasons  
 Record under John Groce ..... 111-66 (6th Season)  
 Press Row Phone ..... (330) 374-8771

## PROGRAM HISTORY

Seasons of Basketball ..... 122nd  
 First Season of Basketball ..... 1901-02  
 Seasons of Division I Basketball ..... 42nd  
 First Season of Division I Basketball ..... 1980-81  
 All-Time Record ..... 1,688-1,069 (.611)  
 All-Time Division I Record ..... 727-549 (.564)  
 All-Time MAC Record ..... 297-240 (.543) 29 seasons  
 MAC Tournament Titles ..... 4 (2009, 2011, 2013, 2022)  
 MAC Regular Season Titles 5 (2012, 2013, 2016, 2017, 2020)  
 NCAA Tournament Appearances ..... 14  
 NCAA DI Tournament Appearances (Yrs) .5 (1986, 2009, 2011, 2013, 2022)  
 NIT Appearances (Yrs) 7 (1987, 1989, 2006, 2008, 2012, 2016, 2017)  
 CBI Appearances (Yrs) ..... 1 (2010)  
 CIT Appearances (Yrs) ..... 1 (2014)

## GoZips.com

Twitter ..... @ZipsMBB | @JohnGroce | @AkronZips  
 Facebook ..... Facebook.com/ZipsMBB | /AkronZips  
 Instagram ..... @ZipsMBB  
 YouTube ..... YouTube.com/ZipsAthletics

## ATHLETICS COMMUNICATIONS

**Brian Dennison** (Men's Basketball Contact)  
 Assistant Director for Communications  
 (330) 972-6292 office | (330) 962-0366 cell  
 bld2@uakron.edu

**Sean Palchick** (Women's Basketball Contact)  
 Associate Director of Athletics Communications  
 Office Phone: (330) 972-2677  
 Email: spalchick@uakron.edu

## WHAT'S AHEAD

The No. 3 seeded Akron Zips open the 2023 Mid-American Conference Tournament against the No. 6 seeded Buffalo Bulls on Thursday, March 9 at Rocket Mortgage FieldHouse in Cleveland, Ohio at 6:30 p.m. Michael Reghi (pxp) and Rhett Boyd (analyst) will be on the call for the ESPN+ broadcast. Fans can listen to Akron Sports Radio Network on WHLO 640 AM with Dave Skoczen (PxP) and Joe Dunn (analyst). Live stats are also available on GoZips.com.

## THE AKRON-BUFFALO SERIES

Thursday's game marks the 73rd meeting in series history between Akron and Buffalo, and 23rd meeting for a Groce coached squad, 14th at Akron. Akron holds an all-time 39-33 series advantage while Groce is 10-12 overall and 5-8 at Akron. In three of those five setbacks, the Zips led at halftime and took a one possession game to the final minutes. The Zips and the Bulls have met seven times in postseason play with Buffalo holding a 5-2 edge.

Akron swept the regular season series in 2023, defeating the Bulls at Alumni Arena (81-64) and at The JAR (86-66) Akron won the lone regular season meeting in 2021-22 on New Year's Day after trailing by as many as 14 points and won by 12 points (88-76). The two teams also met in the MAC Tournament at Rocket Mortgage FieldHouse as No. 4 Akron claimed a 70-68 over No. 5 Buffalo to advance to the semifinals against No. 1 Toledo. Buffalo claimed the previous meeting at the MAC Tournament 81-74 in overtime to advance to the MAC Tournament finals (2020-21).

The Zips dropped the only regular season meeting in 2021 as Buffalo led by as many as 22 points and the Zips battled back to a one possession game with Buffalo winning 80-78 at Alumni Arena. In 2019-20, Akron and UB split the series last season as Akron won at Alumni Arena, 86-73, and the Bulls posted a 77-74 win at the JAR on a 3-pointer with six seconds remaining in the game. The Bulls won three games against the Zips -n 2018-19, including an 82-46 win in the quarterfinals of the MAC Tournament. The No. 21/22 ranked Bulls defeated the Zips at Alumni Arena (77-64) and started the series sweep when the No. 24/25 ranked Bulls defeated Akron at James A. Rhodes Arena 76-70 on Feb. 12. The Bulls swept the 2016-17 season's series with an 87-65 win in Akron and an 80-68 win in Buffalo. The Zips swept the regular season series in 2015-16 and 2016-17 and have won five of the last 13 meetings.

## SCOUTING THE BULLS

Buffalo enters the game at 15-16 overall and 9-9 in the MAC. The Bulls average 77.5 points per outing on 45.5 percent shooting from the floor and a 32.4 percent effort from beyond the 3-point arc, draining 7.0 triples a game. The Bulls are 11-4 at home, 3-9 on the road and 1-3 at neutral sites this season.

Buffalo has four players scoring in double figures as Curtis Jones leads the squad in scoring with 15.1 points per game on 41.4 percent shooting from the floor and 36.1 from deep with a team-best 73 made 3-pointers. He is second in steals (40) and third on the glass with 4.9 rebounds per game (147 rebs). Zid Powell follows with 12.6 points per game shooting 40.8 percent shooting from the floor with 15 3-point field goals. He adds a team-high 51 steals and third in assists (74). Isaiah Adams is third in scoring with 11.7 points per game. He is second-best from beyond the arc with 60 made triples, while LaQuill Hardnett follows with 10.8 points per game. He made 22 trifectas and leads the squad on the glass 7.2 rebs per game (217). Armoni Foster leads the team in assists (120) and third in steals (34).

Defensively, Buffalo allows its opponents to score 76.9 points per game on 44.9 percent shooting from the floor and 34.4 percent from 3-point range, allowing only 7.5 long distance strikes per night. The Bulls have caused 435 turnovers (14.0 to/g) with 247 steals (8.0 stl/g). The Bulls outrebound the opponent by a +2.8 margin, allowing the opponent to grab 1,089 total boards (35.1 rebs/g) compared to the 1,175 total rebounds secured by the Bulls (37.9 rebs/g).

## ZIPS IN THE MAC TOURNAMENT

Akron is 34-20 all-time in the MAC Tournament, 27-9 in its last 36 tournament games. The Zips have won at least one game in the MAC Tournament every year since the 2004-05 season and set an unprecedented 15-of-17 semifinal appearances. The Zips' runs of the consecutive title games (7) and semifinal appearances (13) are the longest streaks in MAC history. The Zips are 28-14 at Rocket Mortgage FieldHouse. Akron is 7-6 in opening round games, 1-0 second round, 12-4 in the quarterfinals, 10-4 semifinals, and 4-6 in title games. Akron owns a 6-5 record as the No. 3 seed.

## TEAM CAPTAINS

For the first time in six seasons, Akron head coach John Groce named captains for Zips basketball. Enrique Freeman, Xavier Castaneda, Greg Tribble and Trendon Heankerson were nominated and accepted their new roles as Akron heads into Mid-American Conference play.

## AKRON IN THE MAC

Akron is 53-21 over the last three seasons in MAC play, owning the highest winning percentage (.714) in the league. The Zips are 39-17 in the MAC under the new conference format without divisions (new in 2020-21). Akron is 90-25 (.795) at home in league play since the start of the 2011 MAC schedule. UA has seen a ton of success in league play since the start of the 2004-05 season, and is 222-103 overall (.681), including a 134-31 mark in MAC play at home (.822). The Zips' 222 wins are the most in the league during that stretch. The Zips have won 137 of their last 197 MAC games (.694).



## 2022-23 AWARDS AND HONORS

### 2022-23 All-MAC Awards

#### All-MAC First Team

Xavier Castaneda, G, Akron, Sr.  
Enrique Freeman, F, Akron, Jr.

#### All-MAC Defensive Team

Enrique Freeman, F, Akron, Jr.  
Greg Tribble Jr., G, Akron, Jr.

#### Karl Malone Award Top 10

Enrique Freeman (Feb. 6)

#### MAC Player of the Week

Xavier Castaneda (Feb. 6)  
Enrique Freeman (Jan. 9)  
Enrique Freeman (Jan. 30)

#### Lute Olson Player of the Week

Xavier Castaneda (Feb. 6)

#### Cayman Islands Classic All-Tournament Team

Xavier Castaneda

### 2022-23 PRESEASON POLL

#### MAC Men's Basketball Preseason Coaches Poll

1. Kent State (6) - 135 points
2. Toledo (4) - 131
3. Akron (2) - 127
4. Ball State -- 94
5. Ohio -- 91
6. Buffalo -- 82
7. Eastern Michigan -- 68
8. Western Michigan -- 66
9. Bowling Green -- 42
10. Central Michigan -- 38
11. Miami -- 36
12. Northern Illinois - 26

**MAC Tournament Champion:** Kent State (4), Toledo (3), Akron (2), Eastern Michigan (1), Western Michigan (1)

#### Preseason All-MAC First Team

Enrique Freeman, F, Akron, Jr.  
Payton Sparks, C, Ball State, So.  
Sincere Carry, G, Kent State, R-Sr.  
JT Shumate, F, Toledo, Sr.  
Lamar Norman Jr., G, Western Michigan, Sr.

#### Preseason All-MAC Second Team

Xavier Castaneda, G, Akron, Sr.  
Kevin Miller, G, Central Michigan, So.  
Emoni Bates, F, Eastern Michigan, So.  
Malique Jacobs, G, Kent State, R-Sr.  
Setric Millner Jr., F, Toledo, Sr.

### CASTANEDA, FREEMAN AND TRIBBLE EARN ALL-MAC HONORS

A trio of Akron Zips men's basketball players were honored among the league's best as the Mid-American Conference unveiled its 2023 All-MAC selections as Senior Xavier Castaneda (Chicago, Illinois) and junior forward Enrique Freeman (Cleveland, Ohio) were named First-Team All-MAC, while junior Greg Tribble, Jr. (Cincinnati, Ohio) and Freeman garnered All-MAC Defensive Team accolades.

#### MR. DOUBLE-DOUBLE

Freeman was named First-Team All-MAC for the first time in his career and earned his third-consecutive All-MAC Defensive Team designation. He is 1-of-12 players in the NCAA to average a double-double, scoring 16.5 points per game and grabbing 11.1 boards per contest. He ranks 5th in the NCAA with 18 double-doubles which tops the MAC. He pulled down double-digit rebounds in 22-of-31 outings, including a 15-rebound, 32-point career-best performance against Ohio while posting 23 double-digit scoring efforts. He is currently ranked among the Top 10 players in the NCAA in four categories and in the Top 30 in six, including rebounds per game (11.1 - 4th-NCAA, 1st-MAC), double-doubles (18 - 5th-NCAA, 1st-MAC), defensive rebounds per game (7.80 - 5th-NCAA, 1st-MAC), total rebounds (345 - 6th-NCAA, 1st-MAC), offensive rebounds per game (3.26 - 26th-NCAA, 2nd-MAC) and field goal percentage (60.9 - 20th NCAA - 2nd MAC). He is third in the MAC in blocks (35) and blocks per game (1.13). In addition, Freeman is a Top 10 finalist for the 2023 Karl Malone Award and earned three MAC Player of the Week awards this season.

#### X FACTOR

Castaneda earned First-Team All-MAC accolades after leading the MAC in scoring with 21.4 points per game (12th NCAA, 1st MAC). He scored in double figures 28-of-29 games, including a six 30+ point performances. He set a career-high 34 points against Ohio, registered 33 against Maine, tallied 32 against Western Michigan, Miami and Buffalo after opening the season with 31 points against South Dakota State. He ranks in the NCAA Top 10 in five categories and in the Top 25 in seven. Castaneda is shooting 39.2 percent from long distance (50th NCAA, 1st MAC) and averages 3.52 trifectas per game (6th NCAA, 1st MAC) with a team-best 102 triples made (10th NCAA, 1st MAC). From the charity stripe, he tops the MAC in free throws made (196 - 4th NCAA, 1st MAC) and free throw attempts (221 - 6th NCAA, 1st MAC). Castaneda is the squad's assist leader, dishing out 2.86 helpers per game with 63 assists to date. Castaneda was named to the 2022 Cayman Islands Classic All-Tournament team, averaging 18.3 points, 4.3 rebounds and 2.7 assists, MAC Player of the Week and Lute Olson National Player of the Week.

#### GT THE DEFENDER

Tribble started all 30 games he played for the Zips. In most cases, he was the primary cover on the opposition's best player and is Akron's best on-ball defender. While forcing the opponents into tough two's, Tribble averaged 6.4 points, 2.7 rebounds and 2.27 assists per game. He pulled down a total of 82 rebounds to date, 55 boards coming on the defensive end of the floor. Tribble secured 24 steals and blocked seven shots.

#### JOHNSON N JOHNSON

Freshmen Nate Johnson (redshirt) and Tavari Johnson impact the Zips offensive output. Nate Johnson averages 20.3 minutes per game, scoring 4.6 points on 50.4 percent shooting from the floor. He shoots 41.7 percent from deep, draining 20-of-48 long-distance buckets. He impacts both ends of the floor, grabbing 94 rebounds for 3.03 per game and adds 34 steals. Tavari Johnson had a breakout game against Nevada in the Cayman Islands with a game-high 29 points on 9-of-10 shooting from the field and a perfect 3-of-3 showing from downtown. He joined the starting lineup on Dec. 4 and averages 15.1 minutes and 4.6 points per game. He shoots 40.1 percent from the floor and 35.5 percent from deep with 22 made trifectas. He adds 54 rebounds, 52 assists and 25 steals.

#### THE POLLS - ZIPS ENTER MID-MAJOR TOP 25 POLL

The Akron Zips appeared on The CollegelInsider.com Mid-Major Top 25 Poll, ranking 18th overall on Feb. 6, 2023 as a result of an eight-game winning streak and taking over sole position at the top of the MAC, defeating rival Kent State 67-55. The Zips dropped the next two games, falling out of the Top 25. In the Ken Pom rankings, Akron ranks 105th overall in the NCAA, and 2nd in defensive efficiency (100.6) and 3rd in adjusted offensive efficiency (139.5). Akron is No. 1 in the MAC in adjusted defensive efficiency (101.9) and No. 2 adjusted offensive efficiency (113.7). The Zips rank No. 93 in the NCAA NET Rankings.

#### LAST 2X VS THE BULLS

**GAME 1:** Akron defeated Buffalo 81-64 at Alumni Arena. Castaneda paced the Zips with 32 points on a nearly flawless shooting performance. He shot 10-of-12 from the field and 7-of-8 from long distance, only missing the mark on his final two attempts. It was Castaneda's fifth 30-plus point performance of the season and fourth straight game a Zip dropped 32. Castaneda was one of four Zips to register double figures in points as junior Enrique Freeman had 18 points and nine rebounds, while graduate Trendon Hankerson and freshman Nate Johnson each tallied nine points.

A smothering defense and explosive offense set the tone from the opening tap, as Castaneda recorded 10 of the first 12 points for Akron. The Zips built a 20-point advantage by the 5:49 mark en route to a 42-25 halftime lead. Akron posted a 56.7 shooting percent from the field (17-of-30), including a 71.4 effort from deep (5-of-7) and 75.0 percent from the free throw line. Castaneda finished the initial 20-minutes 6-of-6 and 3-of-3 from downtown. Defensively, Akron caused 11 UB turnovers with six steals and four blocked shots, resulting in 19 points.

The Zips carried the momentum into the second frame, shooting over 50 percent from the floor and 60 percent from distance. Akron led by as many as 24 points with 14:09 left to play. Buffalo (10-12, 4-5) cut the deficit to 12 and 13 points on three occasions, but two paint points from Hankerson stalled their run, Nate Johnson halted the second comeback effort with a corner three and Hankerson hit a long-range jumper from the opposite corner to stop the final attempt at a comeback.



## AKRON'S RECORD WHEN...

<b>At home</b>	<b>15-1</b>
<b>On the road</b>	<b>5-6</b>
<b>Neutral</b>	<b>1-3</b>
Playing on National TV	2-3
In overtime	1-1
<b>In games decided by 1-2 points</b>	<b>1-0</b>
<b>In games decided by 3-5</b>	<b>4-2</b>
<b>In games decided by 6-10 points</b>	<b>4-3</b>
<b>In games decided by 11-20 points</b>	<b>7-3</b>
<b>In games decided by 21 or more</b>	<b>4-1</b>
Scoring First	15-1
Leading at half	13-2
Tied at half	3-0
Trailing at half	3-8
<b>Leading with 10:00 remaining</b>	<b>14-2</b>
<b>Trailing with 10:00 remaining</b>	<b>8-7</b>
<b>Tied with 10:00 remaining</b>	<b>0-0</b>
Leading with 5:00 remaining	15-3
Trailing with 5:00 remaining	4-8
Tied with 5:00 remaining	1-0
<b>UA shoots 50% or better</b>	<b>11-1</b>
<b>UA shoots less than 50%</b>	<b>10-9</b>
UA shoots better than opponent	16-2
UA shoots worse than opponent	5-8
UA shoots the same FG% as opponent	0-0
<b>Opponent shoots 50% or better</b>	<b>5-5</b>
UA out-rebounds opponent	14-4
Opponent out-rebounds UA	6-6
Rebounds are tied	1-0
<b>UA shoots 70% or better at FT line</b>	<b>15-6</b>
UA has more FT attempts	14-2
Opponent has more FT attempts	5-8
FT attempts are tied	1-0
<b>UA shoots 40% or better from 3-point</b>	<b>9-5</b>
<b>UA shoots under 40% from 3-point</b>	<b>12-5</b>
UA has more turnovers than opponent	6-7
UA has less turnovers than opponent	13-3
Turnovers are tied	2-0
<b>UA scores 90-plus points</b>	<b>1-0</b>
<b>UA scores 80-89 points</b>	<b>10-2</b>
<b>UA scores 70-79 points</b>	<b>4-2</b>
<b>UA scores 60-69 points</b>	<b>4-1</b>
<b>UA scores 50-59 points</b>	<b>0-5</b>
<b>UA scores 49 or less points</b>	<b>0-0</b>
Opponent scores 90-plus points	0-1
Opponent scores 80-89 points	3-3
Opponent scores 70-79 points	4-4
Opponent scores 60-69 points	3-2
Opponent scores 50-59 point	9-0
Opponent scores 49 or less points	1-0

## AKRON STREAKS...

Current Streak	Lost 1
Home Court Streak	Won 2
Road Streak	Lost 2
Neutral Court Streak	Lost 2
Last 5 Games	3-2
Last 10 Games	7-3

## AKRON BY MONTH...

November	3-4
December	5-1
January	8-1
February	5-3
March	0-1

## AKRON BY DAY OF THE WEEK...

Sunday	2-0
Monday	3-0
Tuesday	7-3
Wednesday	1-1
Thursday	0-1
Friday	4-4
Saturday	4-1

The Zips finished the game shooting 55.4 percent from the floor (31-of-56), 66.7 from beyond the arc (12-of-18) and 70.0 percent from the charity stripe (7-of-10). Akron caused 18 turnovers for the game with 10 steals and six blocked shots. The Bulls won the battle of the boards 36-27.

Curtis Jones paced the Bulls with 19 points, while Isaiah Adams and Yazid Powell contributed 13 and 10 in the loss.

**GAME 2:** Castaneda and Freeman combined for 51 points to power Akron to an 86-66 win over Buffalo to complete a season sweep at James A. Rhodes Arena. Castaneda poured in a game-high 30 points on 7-of-13 shooting from the field, including a 5-of-9 performance from deep and a 11-of-12 effort from the charity stripe. He added a second-best six rebounds to go along with three assists and a steal. In addition, Castaneda became the 48th player in program history to reach the 1,000-point plateau in a blue and gold uniform. He finished the game with 1,007 points at Akron and 1,500 career points overall.

Freeman collected his 15th double-double of the season with 21 points and 10 boards as Akron out rebounded the Bulls 37-29. Freeman also issued a game-high two blocked shots with four assists and a steal. He shot 7-of-14 from the floor as Akron finished the game shooting 47.5 percent from the field (29-of-61) with eight trifectas. Nate Johnson followed a career-high 13-point performance earlier in the week at Eastern Michigan with 11 points on 5-of-6 shooting and a perfect 1-of-1 showing from downtown.

An explosive first half set the Zips (19-8, 11-3 MAC) on a winning course as they posted 46 points in the frame. Behind Freeman's dominance on the glass, they outrebounded Buffalo 37-29, including 11 offensive rebounds to secure second-chance scoring looks. The Akron defense also harassed the Bulls (12-16, 6-8 MAC) all night long, forcing 13 turnovers and limiting the visitors to 46.4-percent shooting. With the game in control, Akron never allowed Buffalo to mount a serious rally in the second half, maintaining a double-digit lead throughout and pushing the margin to as many as 26 late in the game.

Graduate student guard Armoni Foster led Buffalo with 12 points and junior forward Isaiah Adams added 11 in defeat.

## LAST TIME OUT

The Akron Zips fell 89-84 in overtime to rival Kent State at the M.A.C Center on ESPNU Friday night in the regular season finale as junior Sammy Hunter (Nassau, Bahamas) led the Zips offense in the Crystal Clinic Wagon Wheel Challenge game.

Hunter led Akron's offense with 26 points on 7-of-13 shooting from the field, including a 5-of-11 effort from beyond the 3-point arc. Junior Enrique Freeman (Cleveland, Ohio) collected his 18th double-double of the season with a second-best 25 points and a game-high 12 rebounds, while senior Xavier Castaneda (Chicago, Ill.) added 13 points, five assists and four rebounds.

Castaneda buried three free throws with 4.4 seconds remaining in regulation to send the game into overtime, and he added a pair of free throws to give Akron a 74-72 to open the extra period. The Zips and the Golden Flashes battled back-and-forth until Kent's Chris Payton broke a 76-76 stalemate with an old-fashioned 3-point play to give Kent a 79-76 advantage with 3:18 left to play. Kent held on to the advantage and pushed the lead to as many as six points before time expired.

Kent State senior Sincere Carry led the Golden Flashes with a game-high 35 points while Payton posted a career-high 22 points, allowing Kent State to earn a half point for the Crystal Clinic Wagon Wheel Challenge and giving Kent State a 7.0-1.0 advantage.

The Zips finished regular season play third overall in Mid-American Conference play with a 21-10 overall record and 13-5 in league play, earning a No. 3 seed for the 2023 MAC Tournament. Kent State finished second in MAC play with a 25-6 overall mark and 15-3 in league action.

## CASTANEDA NAMED MAC PLAYER OF THE WEEK

Senior guard Xavier Castaneda was named Mid-American Conference Player of the Week after leading Akron to a pair of wins and sole possession of first place in the regular season MAC standings as the Zips defeated Buffalo on the road (81-64) and rival Kent State at home (67-55), the league announced Monday.

Akron is riding an eight-game winning streak and 12-0 at The JAR as Castaneda averaged 28 points per game on 61.5 percent shooting from the floor (16-of-26), including an impressive 70.6 percent from beyond the 3-point arc (12-of-17) and 80.0 percent from the charity stripe (12-of-15). He added six rebounds, one assist, one steal and one blocked shot. Castaneda scored 56 total points for the week.

He opened the week with 32-points, his third 32-point effort in four games. Castaneda buried 10-of-12 shots from the field, including a 7-of-8 performance from downtown and 5-of-6 from the free throw line. He grabbed three boards with an assist and a block.

In the Wagon Wheel showdown, the Chicago native, registered 24 points to pace the Zips over their rival Kent State. He shot 6-of-14 from the floor and 5-of-9 from long distance. He sank 7-of-9 bonus buckets with three rebounds and a steal.

## FREEMAN NAMED MAC PLAYER OF THE WEEK X3

Junior forward Enrique Freeman was named Mid-American Conference Player of the Week three times, most recently this week (Feb. 20) as well as on Jan. 9 and 30. Freeman earned his third award by posting back-to-back double-doubles (14th and 15th) to help guide Akron to pair of wins over Eastern Michigan (78-51) and Buffalo (86-66). He averaged a double-double with 21.5 points and 12.5 rebounds per game. Freeman shot 64.0 percent



## 1,000 CAREER POINT CLUB

Rk.	Pts.	(Games)
1.	2,583*	Joe Jakubick, 1980-84 (108)
2.	2,028	Len Paul, 1969-73 (107)
3.	1,810	Eric McLaughlin, 1985-89 (115)
4.	1,657	John Britton, 1975-79 (91)
5.	1,630	Bill Turner, 1962-67 (106)
6.	1,587	Loren Cristian Jackson, 2018-21 (87)
7.	1,577	Jimmal Ball, 1997-2000 (107)
8.	1,491	Romeo Travis, 2004-07 (122)
9.	1,445	Don Williams, 1963-67 (107)
10.	1,442	Alex Adams, 1959-61 (85)
11.	1,437	Bob Smith, 1964-68 (102)
12.	1,425	Mike Harkins, 1951-56 (65)
13.	1,415	Mark Alberts, 1988-93 (106)
14.	1,413	Shawn Roberts, 1985-89 (117)
15.	1,377	Darryl Peterson, 2002-06 (122)
16.	1,374	Isaiah Johnson, 2013-2017 (136)
17.	1,319	Jim Fenton, 1951-54 (66)
18.	1,283	Jami Bosley, 1998-2000 (75)
19.	1,265	Zeke Marshall, 2010-13 (138)
20.	1,259	Jimond Ivey, 2015-2019 (133)
21.	1,258	Fritz Nagy, 1943-47 (63)
22.	1,229	Fred Golding, 1955-59 (97)
23.	1,217	Bob Whaley, 1956-60 (99)
24.	1,215	George Phillips, 1996-2000 (109)
25.	1,210	Jerry Sloan, 1964-68 (100)
26.	1,193	Climon Lee, 1957-61 (95)
27.	1,190	Derrick Tarver, 2003-04 (55)
28.	1,185	Anthony Buford, 1987-90 (80)
29.	1,158	Nikola Cvetinovic, 2009-12 (141)
30.	1,152	Ray Pryear, 1955-59 (91)
31.	1,151	Jeremiah Wood, 2004-08 (101)
32.	1,147	Daniel Utomi, 2015-2019 (97)
<b>33.</b>	<b>1,146</b>	<b>Enrique Freeman, 2019-Pres (95)</b>
34.	1,143	Ryan Andrick, 1996-2000 (102)
35.	1,142	Brett McKnight, 2007-11 (125)
36.	1,136	Andy Hipsher, 2000-04 (120)
37.	1,120	Cedrick Middleton, 2005-08 (130)
38.	1,108	Marcel Boyce, 1985-87 (59)
39.	1,091	Demetrius Treadwell, 2012-2014 (96)
40.	1,087	Nick Dials, 2006-08 (101)
41.	1,086	Larry Jenkins, 1970-74 (75)
<b>42.</b>	<b>1,084</b>	<b>Xavier Castaneda, 2020-23, (63)</b>
43.	1,055	Bobby Walker, 1946-50 (75)
44.	1,046	Dru Joyce, 2004-07 (123)
45.	1,041	Hank Vaughn, 1946-50 (75)
46.	1,023	Nate Linhart, 2006-09 (134)
47.	1,019	Antino Jackson, 2014-2017 (106)
48.	1,013	Sam Serves, 1942-47 (94)

\*Top 50 in NCAA history

### GROCE DEBUTS WITH A WIN

Zips' head coach John Groce has spent over two decades on the sidelines of a basketball court as a coach and enters his 15th season as the lead man, and sixth at Akron. On April 6, 2017, Groce was named the 22nd head coach in Akron Basketball history.

On Nov. 11, 2017, Groce and the Zips accomplished something that has only been done 10 times in Akron's history, debuting a coaching career with a win. Akron defeated Cleveland State 67-57 in Groce's Akron coaching debut to become the first coach since the 1984-85 season to win their initial game.

In fact, the last coach to start his Akron career with a win was Bob Huggins during the 1984-85 season against Western Illinois, 64-57. Prior to Huggins, six coaches were unsuccessful in accomplishing that feat since Thomas Dowler did so in 1939-40 against Franklin, 34-25.

from the field (16-of-25), scoring 43 total points while grabbing 25 total rebounds, consisting of six offensive boards and 19 defensive caroms. He added five assist, three blocked shots and one steal.

Freeman earned his second award after leading Akron to a pair of home wins over Miami (73-68) and Ohio (83-77) at home. Freeman averaged a double-double with 22.5 points and 11.5 rebounds while shooting 76.0 percent from the floor (19-of-25) He. added four assists and a blocked shot while grabbing 16 defensive rebounds and seven offensive boards. Freeman had an incredible performance to lift the Zips over the Bobcats, recording 10th double-double of the season with a career-high 32 points and 15 rebounds. He shot 77.8 percent from the floor (14-of-18) and dished out two assists while grabbing 11 defensive rebounds. Against Miami, Freeman scored 13 points on 5-of-7 shooting from the field and grabbed eight rebounds with two assists.

In the opening week of MAC play, Freeman led the Zips to a 1-1 overall mark by averaging a double-double with 25 points and 14.5 rebounds. Freeman posted its seventh and eighth double-double of the season. He shot 61.3 percent from the field (19-of-31) and 75.0 percent from the free throw line (12-of-16) while adding five steals, three assist and two blocked shots. In the MAC opener, Freeman registered a (then) career-high 27 points and matched a season-best 15 rebounds en route to a 76-51 win over Northern Illinois at the JAR. He shot 55.6 percent from the field (10-of-18) and added a 70.0 percent showing from the charity stripe (7-of-10) and also swiped team-best three steals with two assists. In the second MAC game of the week, a 70-63 setback at Ball State, Freeman led all scorers with 23 points and grabbed a game-high 14 rebounds. He shot 69.2 percent from the field (9-of-13) with an 83.3 performance from the free throw line (5-of-6), while adding two blocks, two steals and one assist.

### HOME SWEET HOME

The Zips own a 456-136 (.767) all-time record at Rhodes Arena. In the last 16 seasons, Akron has posted a 252-39 (.864) record at the JAR. Under coach Groce Akron is 76-14 (.825) at home. The Zips are 15-1 at home in 2022-23. Akron went 12-4 at Rhodes Arena in Groce's first year as head coach and followed with a 14-3 effort. The Zips went 15-2 at home in 2019-20 en route to the regular season MAC Championship. During COVID shortened season, Akron posted a 9-1 mark at the JAR (2020-21) and last season the Zips posted a 12-3 record. Groce became the third Akron coach since 1940 to win his first six home games in the first season as head coach. The Zips rattled off seven straight wins at the JAR before falling in the MAC home opener to Buffalo. The Zips set the all-time longest home winning streak record at Rhodes Arena with 30 consecutive wins during the 2015-17 seasons, replacing the 26-game run the Zips made during the 1985-87 seasons under head coach Bob Huggins. The streak ranked No. 2 in the NCAA.

### ON THE ROAD

Akron is 5-5 in true road games this season, Falling to Toledo (84-63) before defeating EMU (78-51). The Zips also fell at Ohio (90-81) before winning four straight games after snapping a three-game setback streak at Bowling Green (74-70) and following with wins at Central Michigan (69-51), Western Michigan (63-55) and Buffalo (81-64). Akron Fell to Ball State (70-63), Marshall (68-57) and Bradley (74-55). The Zips are 1-3 in neutral site games this season. Akron finished 8-4 on the road in 2021-22, dropping the season opening game to Ohio State (67-66) as time expired and defeating Wright State by a decisive 18 points (66-48). The Zips second road setback came against Kent State (67-55) in the first installment of the 2021-22 Wagon Wheel series. Zips bounced back with 91-66 win over Bowling Green and a 60-56 win over Central Michigan. The Zips fell at Toledo (84-76). Zips defeated Miami (71-59) and NIU (70-64) in back-to-back road contests but fell to WMU (61-57). Akron defeated Eastern Michigan 67-48, Ohio (91-83) and Ball State (79-60) to end the season.

### FREEMAN 2022-23 LOU HENSON NATIONAL PLAYER OF THE YEAR WATCH LIST

Junior Enrique Freeman (Cleveland, Ohio) has been named to the 2022-23 Lou Henson National Player of the Year Watch List, CollegInsider.com announced on Wednesday (Nov. 23). Freeman is one of 50 players on the watch list and one of four from the Mid-American Conference to be considered for the 2022-23 mid-major national player of the year award. Freeman is joined by Emoni Bates (Eastern Michigan), Sincere Carry (Kent State) and RayJ Dennis (Toledo).

### AKRON BASKETBALL AT A GLANCE [TO START THE SEASON]

The Zips return nine players from last season's championship squad and adds six newcomers headlined by transfers graduate Trendon Hankerson (Novi, Mich.) and junior Sammy Hunter (Nassau, Bahamas). Also joining the Blue and Gold for 2022-23 are freshmen Tavari Johnson (Chicago, Ill.), Amani Lyles (Columbus, Ohio), Prince Mosengo (Congo, Africa) and Ryan Prather, Jr. (Clarksburg, Md.).

- Akron is 40-16 over the last three years in MAC play, best winning percentage (.714) in the conference
- 2022 Mid-American Conference Tournament Champions
- Posted a 24-10 record, including 14-6 mark in league play
- The 2019-20 MAC regular season champions finished with school-record 24 regular season wins (postseason cancelled due to COVID-19)
- Akron entered the 2022 NCAA Tournament with an eight-game winning streak

### AKRON'S RUN TO THE DANCE

Akron to the 2022 MAC Tournament Championship and fifth appearance all-time in the NCAA Tournament. The Zips finished the season 24-10 overall record with a 14-6 league mark, finishing tied for third in regular-season MAC play. As the fourth seed, the Zips defeated fifth-seeded Buffalo (70-68) and top-seeded Toledo (70-62) before posting a 20-point win over second-seeded Kent State (75-55) in the MAC title game. The Zips closed out regular season play on a five-game winning streak and added three consecutive wins to secure the 2022 MAC title. After winning eight consecutive contests, Akron entered the NCAA Tournament as a No. 13 seed and played against the No. 4 seed UCLA Bruins in the First Round of the East Region at the Moda Center in Portland, Oregon on March 17, 2022. The Zips fell 57-53.



## Akron in the MAC Tournament - Year-by-Year

Below is Akron's year-by-year results, including seeds, in the Mid-American Conference Tournament.

### 1998

No. 6 Kent State 95, No. 3 Akron 88#

### 1999

No. 5 BGSU 80, No. 4 Akron 74 (OT)#

### 2000

No. 13 Central Mich. 75, No. 4 Akron 73#

### 2001

No. 8 Miami (Ohio) 69, No. 9 Akron 56&

### 2002

No. 11 Akron 90, No. 6 Western Mich. 83^  
No. 3 BGSU 60, No. 11 Akron 58

### 2003

No. 11 Ohio 79, No. 6 Akron 77#

### 2004

No. 6 Ball State 76, No. 11 Akron 72@

### 2005

No. 6 Akron 78, No. 11 Eastern Mich. 66#  
No. 3 Western Mich. 66, No. 6 Akron 60 (ot)

### 2006

No. 3 Akron 72, No. 6 Western Mich. 57  
No. 7 Toledo 77, No. 3 Akron 69

### 2007

No. 2 Akron 82, No. 7 Central Mich. 53  
No. 2 Akron 61, No. 3 Kent State 54  
No. 4 Miami (Ohio) 53, No. 2 Akron 52

### 2008

No. 3 Akron 81, No. 6 Central Mich. 60  
No. 3 Akron 73, No. 2 Western Mich. 62  
No. 1 Kent State 74, No. 3 Akron 55

### 2009

No. 5 Akron 93, No. 12 Toledo 92 (OT)  
No. 5 Akron 73, No. 4 Miami (Ohio) 63  
No. 5 Akron 63, No. 1 BGSU 55  
No. 5 Akron 65\*, No. 3 Buffalo 53

### 2010

No. 3 Akron 97, No. 6 Eastern Mich. 89 (2ot)  
No. 3 Akron 66, No. 7 Western Mich. 64  
No. 9 Ohio 81, No. 3 Akron 75 (OT)

### 2011

No. 6 Akron 67, No. 11 Eastern Mich. 53#  
No. 6 Akron 82, No. 3 Miami (Ohio) 75 (2OT)  
No. 6 Akron 79, No. 2 Western Mich. 68  
No. 6 Akron 66\*, No. 1 Kent State 65 (OT)

### 2012

No. 1 Akron 78, No. 4 Kent State 74  
No. 3 Ohio 64, No. 1 Akron 63

### 2013

No. 1 Akron 62, No. 4 Kent State 59  
No. 1 Akron 65\*, No. 2 Ohio 46

### 2014

No. 4 Akron 83, No. 5 Ohio 77  
No. 1 Western Mich. 64, No. 4 Akron 60 (ot)

### 2015

No. 7 Akron 76, No. 10 Northern Illinois 52#  
No. 7 Akron 58, No. 6 Western Michigan 45  
No. 7 Akron 53, No. 3 Kent State 51  
No. 7 Akron 59, No. 2 Buffalo 68

### 2016

No. 1 Akron 83, No. 8 Eastern Michigan 65  
No. 1 Akron 80, No. 12 Bowling Green 66  
No. 3 Buffalo 64, No. 1 Akron 61

### 2017

No. 1 Akron 79, No. 8 Eastern Michigan 62  
No. 1 Akron 74, No. 4 Ball State 70  
No. 6 Kent State 66, No. 1 Akron 56

### 2018

No. 11 Akron 79, No. 6 Western Michigan 78  
No. 3 Eastern Michigan 67, No. 11 Akron 58

### 2019

No. 8 Akron 80, No. 9 Miami 51#  
No. 1 Buffalo 82, No. 8 Akron 46

### 2020

No. 1 Akron (Canceled COVID-19)

### 2021

No. 3 Akron 74, No. 6 Bowling Green 67  
No. 3 Akron 74, No. 2 Buffalo 81

### 2022

No. 4 Akron 70, No. 5 Buffalo 68  
No. 4 Akron 70, No. 1 Toledo 62  
No. 4 Akron 75\*, No. 2 Kent State 55

\*-MAC Champion | #-Played in Akron, Ohio  
@-Played in Muncie, Ind.  
^-Played in Kalamazoo, Mich.  
&-Played in Oxford, Ohio

### All-Tournament Team

2007 - Romeo Travis, Jeremiah Wood

2008 - Jeremiah Wood

2009 - Nate Linhart, Brett McKnight,  
Steve McNees

2010 - Jimmy Conyers, Chris McKnight

2011 - Zeke Marshall, Brett McKnight

2012 - Alex Abreu

2013 - Zeke Marshall,  
Demetrius "Tree" Treadwell

2016 - Isaiah Johnson

2017 - Isaiah Johnson

Antino Jackson

2022 - Enrique Freeman, Ali Ali, Xavier  
Castaneda

### Tournament MVPs

2009 - Nate Linhart

2011 - Zeke Marshall

2013 - Demetrius "Tree" Treadwell

2022 - Enrique Freeman

### Record by Seed

No. 1: 7-3

No. 2: 2-1

No. 3: 6-5

No. 4: 5-3

No. 5: 4-0

No. 6: 5-2

No. 7: 3-1

No. 8: 1-1

No. 9: 0-1

No. 10: 0-0

No. 11: 1-3

No. 12: 0-0

### Record by Round

Opening: 7-6

Second: 1-0

Quarterfinals: 12-4

Semifinals: 10-4

Championship: 4-6

### Record by Opponent

Ball State: 1-1

Bowling Green: 3-2

Buffalo: 2-5

Central Michigan: 2-1

Eastern Michigan: 5-1

Kent State: 6-3

Miami (Ohio): 3-2

Northern Illinois: 1-0

Ohio: 2-3

Toledo: 2-1

Western Michigan: 7-2

Overall: 34-20

### Record by Location

Akron, Ohio: 4-4

Cleveland, Ohio: 28-14

Kalamazoo, Mich.: 2-0

Muncie, Ind.: 0-1

Oxford, Ohio: 0-1

### Record by Regulation/Overtime

Regulation: 30-16

Overtime: 2-4

Double Overtime: 2-0

Overall: 34-20

### Record by Head Coach

John Groce: 6-3

Keith Dambrot: 27-10

Dan Hipsher: 1-7



## TOURNAMENT RECORDS – TEAM

### Points - High

UA	97	vs. Eastern Michigan, 3/11/10
Opp.	95	Kent State, 2/28/98

### Points - Low

UA	46	vs. Buffalo, 3/14/19
Opp.	45	vs. WMU, 3/11/15

### Field Goals Made

UA	31	vs. Eastern Michigan, 3/11/10
Opp.	33	Kent State, 2/28/98

### Field Goal Percentage

UA	61.9	vs. Western Mich. (26-42), 3/4/02
Opp.	62.3	Kent State (33-53), 2/28/98

### 3-Pointers Made

UA	14	vs. Northern Ill. (14-30), 3/9/15
Opp.	10	2x Last: Buffalo (10-28) 7/12/16

### 3-Point Percentage (Min. 5 Made)

UA	75.0	vs. Ohio (9-12), 3/10/12
Opp.	50.0	2x - last: Miami (Ohio) (5-10), 3/5/01

### Free Throws Made

UA	33	vs. Western Mich., 3/4/02
Opp.	36	Toledo, 3/10/09

### Free Throws Attempted

UA	40	2x - last: vs. Toledo, 3/10/09
Opp.	48	Toledo, 3/10/09

### Free Throw Percentage (Min. 10 Made)

UA	82.5	vs. Western Mich. (33-40), 3/4/02
Opp.	94.1	Miami (Ohio) (16-17), 3/5/01

### Rebounds

UA	51	vs. Miami (Ohio), 3/10/11
Opp.	55	Western Michigan, 3/10/05

### Personal Fouls

UA	34	vs. Toledo, 3/10/09
Opp.	30	Eastern Michigan, 3/11/10

### Assists

UA	21	vs. Eastern Mich., 3/7/05
Opp.	15	Kent State, 3/9/12

### Blocked Shots

UA	15	vs. Kent State, 3/12/11
Opp.	8	2x - last: Kent State, 3/12/11

### Steals

UA	13	2x - last: vs. Toledo, 3/10/09
Opp.	13	Toledo, 3/10/09

### Fewest Turnovers

UA	3	vs. Kent State, 3/12/15
Opp.	5	Miami (Ohio), 3/10/07

### Most Turnovers

UA	19	vs. Toledo, 3/10/09
Opp.	24	Toledo, 3/10/09

## TOURNAMENT RECORDS – IND.

### Points

UA	31	2x - last: Loren Cristian Jackson vs. Bowling Green, 3/11/21
Opp.	42	Carlos Medlock, Eastern Mich., 3/11/10

### Field Goals Made

UA	10	3x - last: Loren Cristian Jackson vs. Bowling Green 3/11/21
Opp.	13	Carlos Medlock, Eastern Mich., 3/11/10

### Field Goal Percentage (Min. 5 Made)

UA	1.000	Quincy Diggs (6-6), vs. Western Mich., 3/11/11
Opp.	1.000	John Whorton (12-12), Kent State, 2/28/98

### 3-Pointers Made

UA	6	Daniel Utomi, 3/5/18
Opp.	5	Nate Miller, Bowling Green, 3/13/09

### 3-Point Percentage (Min. 5 Attempts)

UA	80.0	Deji Ibitayo (4-5), vs. WMU, 3/14/14
Opp.	80.0	Randal Holt (4-5), Kent State, 3/12/11

### Free Throws Made

UA	12	Rashon Brown, vs. Bowling Green, 3/7/02
Opp.	11	3x - last: Carlos Medlock, Eastern Mich., 3/11/10

### Free Throws Attempts

UA	15	Chris McKnight, vs. Toledo, 3/10/09
Opp.	19	Julian Mavunga, Miami (Ohio), 3/10/11

### Free Throw Percentage (Min. 5 Made)

UA	1.000	Romeo Travis (8-8), vs. Kent State, 3/9/07
Opp.	1.000	David Kool (10-10), Western Mich., 3/12/10

### Rebounds

UA	16	Isaiah Johnson, vs. Eastern Michigan, 3/10/16
Opp.	18	Julian Mavunga, Miami (Ohio), 3/10/11

### Assists

UA	7	2x - last: Alex Abreu, vs. Ohio, 3/10/12
		Virshon Cotton, WMU, 3/5/18
Opp.	10	Ed Norvell, Kent State, 2/28/98

### Blocked Shots

UA	9*	Zeke Marshall, vs. Kent State, 3/12/11
Opp.	4	Jon Smith, Ohio, 3/10/12

### Steals

UA	5	3x - last: Noah Robotham vs. Buffalo, 3/12/16
Opp.	5	Jonathan Amos, Toledo, 3/10/09

### Turnovers

UA	6	2x - last: Nick Harney, vs. Ohio 3/16/12
Opp.	8	Tyrone Kent, Toledo, 3/10/09

### Minutes

UA	45	Jimmal Ball, vs. Bowling Green, 2/27/99
Opp.	50	Julian Mavunga, Miami (Ohio), 3/10/11

## MISCELLANEOUS

First MAC Tournament Appearance:  
Feb. 28, 1998, vs. Kent State (L, 88-95)

First MAC Tournament Win:  
March 4, 2002, vs. Western Mich. (90-83)

First MAC Quarterfinals Appearance:  
March 7, 2002, vs. Bowling Green (L, 58-60)

First MAC Quarterfinals Win:  
March 9, 2006, vs. Western Mich. (72-57)

First MAC Semifinals Appearance:  
March 10, 2006, vs. Toledo (L, 69-77)

First MAC Semifinals Win:  
March 9, 2007, vs. Kent State (61-54)

First MAC Finals Appearance:  
March 10, 2007, vs. Miami (Ohio) (L, 52-53)

First MAC Finals Win:  
March 14, 2009, vs. Buffalo (65-53)

Most Wins in a MAC Tournament:  
4 - 2x: March 10-14, 2009; March 8-12, 2011

Most Overtime Games, One Tournament:  
2 - 2x: March 11 and 13, 2010; March 10 and 12, 2011

Most-Consecutive Quarterfinals Appearances:  
7<sup>^</sup> - 2005-11  
7 - 2014-2020

Most-Consecutive Semifinals Appearances:  
13 - 2006-2016

Most-Consecutive Finals Appearances:  
7\* - 2005-13

\* - MAC Tournament Record

<sup>^</sup> - Received bye straight to Semifinals in 2012 and 2013

Bold - Indicates 2021 MAC Tournament



### MAC STANDINGS

TEAM	MAC	OVERALL	STREAK
Toledo	16-2	25-6	W15
Kent State	15-3	25-6	W3
<b>Akron</b>	<b>13-5</b>	<b>21-10</b>	<b>L1</b>
Ball State	11-7	20-11	L3
Ohio	10-8	18-13	W1
Buffalo	9-9	15-16	W2
Northern Illinois	9-9	13-18	W1
Miami	6-12	12-19	L1
Bowling Green	5-13	11-20	L1
Central Michigan	5-13	10-21	L5
Eastern Michigan	5-13	8-23	L2
Western Michigan	4-14	8-23	W1

### MAC TEAM STATISTICS

	Rank	Stat/G
Scoring Offense	7th	73.8
Scoring Defense	2nd	66.2
Scoring Margin	3rd	+7.6
Free Throw %	5th	.731
Field Goal %	10th	.439
Opp. FG %	2nd	.432
3-point %	4th	.351
Opp. 3-point FG %	7th	.345
3-pointers Made	1st	9.0
Total Rebounds	5th	35.6
Opp Rebounds	3rd	32.6
Offensive Rebounds	8th	10.3
Defensive Rebounds	5th	25.3
Rebound Margin	3rd	3.0
Turnover Margin	3rd	1.58
Assist/Turnover Ratio	2nd	1.22
Assists	5th	13.39
Blocked Shots	8th	2.55
Steals	9th	6.16

### MAC INDIVIDUAL STATISTICS

	Player	Rank	Stat/G
Scoring	Castaneda	1st	21.4
	Freeman	9th	16.5
Rebounding	Freeman	1st	11.1
	Freeman	2nd	.60.9
Field Goal %	Castaneda	4th	.852
Free Throw %	Castaneda	14th	.392
	Hankerson	19th	.375
3-Pointers Made	Castaneda	1st	3.5/102
	Hankerson	8th	2.2/69
Assists	Castaneda	15th	2.9/83
	Tribble	23rd	2.3/68
	Hankerson	25th	2.2/65
Assist/TO Ratio	-	-	-
Blocks	Freeman	3rd	1.1/35
Steals	-	-	-
Minutes	Castaneda	11th	33.3
	Hankerson	12th	32.8
	Freeman	19th	30.6

### USA TODAY COACHES POLL

RK	SCHOOL	REC	PTS	PR
1	HOUSTON	29-2	771	1
2	UCLA	27-4	740	4
3	PURDUE	26-5	673	5
4	KANSAS	25-6	666	3
5	ALABAMA	26-5	657	2
6	MARQUETTE	25-6	636	6
7	TEXAS	23-8	571	7
8	GONZAGA	26-5	515	10
9	ARIZONA	25-6	494	9
10	BAYLOR	22-9	440	8
11	VIRGINIA	23-6	419	12
12	KANSAS STATE	23-8	409	11
13	MIAMI-FLORIDA	24-6	381	15
14	CONNECTICUT	24-7	367	18
15	XAVIER	23-8	338	17
16	SAINT MARY'S	25-6	336	16
17	INDIANA	21-10	280	13
18	TEXAS A&M	23-8	251	21
19	TENNESSEE	22-9	249	14
20	SAN DIEGO ST.	24-6	205	19
21	DUKE	23-8	119	NR
22	CREIGHTON	20-11	118	23
23	TEXAS CHRISTIAN	20-11	111	22
24	KENTUCKY	21-10	97	NR
25	NORTHWESTERN	21-10	31	NR

### ASSOCIATED PRESS (AP) POLL

RK	SCHOOL	REC	PTS	PR
1	HOUSTON (58)	29-2	1,522	1
2	UCLA (3)	27-4	1,452	4
3	KANSAS	25-6	1,368	3
4	ALABAMA	26-5	1,343	2
5	PURDUE	26-5	1,274	5
6	MARQUETTE	25-6	1,218	6
7	TEXAS	23-8	1,100	9
8	ARIZONA	25-6	1,042	8
9	GONZAGA	26-5	1,031	10
10	BAYLOR	22-9	961	7
11	UCONN	24-7	847	14
12	KANSAS STATE	23-8	838	11
13	VIRGINIA	23-6	791	13
14	MIAMI (FLA.)	24-6	761	16
15	XAVIER	23-8	641	19
16	SAINT MARY'S	25-6	587	17
17	TENNESSEE	22-9	573	12
18	TEXAS A&M	23-8	507	24
19	INDIANA	21-10	481	15
20	SAN DIEGO STATE	24-6	370	18
21	DUKE	23-8	293	NR
22	TCU	20-11	193	22
23	KENTUCKY	21-10	138	23
24	CREIGHTON	20-11	133	NR
25	MISSOURI	23-8	66	NR

### MID-MAJOR TOP 25 (FEB. 13)

RK	SCHOOL	REC	PTS	PR
1	GONZAGA (30)	26-5	774	1
2	SAINT MARY'S (1)	25-6	745	2
3	ORAL ROBERTS	28-4	707	3
4	CHARLESTON	29-3	680	4
5	TOLEDO	25-6	633	5
6	DRAKE	27-7	599	7
7	HOFSTRA	24-8	571	6
8	KENT STATE	25-6	543	8
9	FURMAN	26-7	494	10
10	LOUISIANA	25-7	460	12
11	UTAH VALLEY	24-7	427	15
12	SOUTHERN MISS	25-7	408	9
13	BRADLEY	25-9	380	11
14	SAM HOUSTON	24-6	346	17
15	KENNESAW STATE	26-8	313	21
16	LIBERTY	26-8	294	13
17	IONA	24-7	250	19
18	MARSHALL	24-8	232	14
19	UC SANTA BARBARA	24-7	220	20
20	YALE	20-7	167	NR
21	UNC ASHEVILLE	27-7	148	24
22	SANTA CLARA	23-9	143	16
23	COLGATE	25-8	91	23
24	UC IRVINE	22-10	64	NR
25	MONTANA STATE	23-9	62	NR

### NCAA MEN'S BASKETBALL NET RANKINGS

RK	SCHOOL	REC	PR
1	HOUSTON	29-2	1
2	ALABAMA	26-5	2
3	TENNESSEE	22-9	3
4	UCLA	27-4	4
5	PURDUE	26-5	5
6	GONZAGA	27-5	9
7	UCONN	24-7	6
8	KANSAS	25-6	7
9	TEXAS	23-8	10
10	SAINT MARY'S (CA)	25-7	8
11	ARIZONA	25-6	11
12	BAYLOR	22-9	12
13	MARQUETTE	25-6	13
14	CREIGHTON	20-11	14
15	FLA. ATLANTIC	26-3	15
16	SAN DIEGO ST.	23-6	16
17	KANSAS ST.	23-8	17
18	ARKANSAS	19-12	18
19	KENTUCKY	21-10	20
20	IOWA ST.	18-12	19
21	UTAH ST.	23-7	21
22	XAVIER	23-8	22
23	TEXAS A&M	23-8	23
24	DUKE	23-8	25
25	WEST VIRGINIA	18-13	24
<b>109</b>	<b>AKRON</b>	<b>21-10</b>	<b>100</b>
<b>182</b>	<b>BUFFALO</b>	<b>15-16</b>	<b>182</b>





## Ken Pomeroy NCAA Rankings

### Scouting Report ?

Data through games of Wednesday, March 8

Conference only

Category	Offense	Defense	D-I Avg
Adj. Efficiency	109.5 101	103.6 135	105.3
Adj. Tempo	65.1 303		67.4
Avg. Poss. Length	18.2 255	17.8 217	17.6
Four Factors			
Effective FG%	51.2 152	50.2 155	50.5
Turnover %	16.3 56	18.1 171	18.3
Off. Reb. %	30.0 133	26.0 67	28.5
FTA/FGA	33.8 98	27.1 65	31.6
Miscellaneous Components			
3P%	34.5 158	35.5 271	34.1
2P%	50.8 160	48.4 94	50.2
FT%	74.7 67	74.4 305	71.6
Block%	9.8 269	6.9 284	8.8
Steal%	8.2 69	8.8 207	9.3
Non-Stl TO%	8.1 86	9.4 130	9.0
Style Components			
3PA/FGA	44.1 35	35.2 116	37.4
A/FGM	51.7 150	48.0 107	50.9
Point Distribution (% of total points)			
3-Pointers:	35.7 52	31.2 163	30.9
2-Pointers:	44.5 334	52.1 130	50.8
Free Throws:	19.8 89	16.7 257	18.3
Strength of Schedule			
Components:	105.5 153	107.4 259	105.3
Overall:	-1.93	205	0.00
Non-conference:	-0.25	181	0.00
Personnel			
Bench Minutes:	26.4% 283		30.6%
D-1 Experience:	2.73 yrs 38		1.91
Minutes Continuity:	48.1% 135		41.5%
Average Height:	75.0" 360		77.1"
2-Foul Participation:	31.9% 74		22.4%

## Ken Pomeroy MAC Rankings

### Scouting Report ?

Data through games of Wednesday, March 8

Conference only

Category	Offense	Defense	D-I Avg
Efficiency	114.8 2	102.6 2	105.3
Tempo	66.6 12		67.4
Avg. Poss. Length	18.0 10	18.1 12	17.6
Four Factors			
Effective FG%	53.5 3	50.6 4	50.5
Turnover %	15.2 2	18.0 3	18.3
Off. Reb. %	29.6 7	26.2 2	28.5
FTA/FGA	35.1 6	31.4 2	31.6
Miscellaneous Components			
3P%	35.7 6	34.1 5	34.1
2P%	53.5 5	50.2 3	50.2
FT%	77.1 3	75.9 12	71.6
Block%	8.1 12	7.8 6	8.8
Steal%	7.4 3	8.3 9	9.3
Non-Stl TO%	7.9 3	9.8 2	9.0
Style Components			
3PA/FGA	44.7 1	37.5 6	37.4
A/FGM	51.4 3	45.2 3	50.9
Point Distribution (% of total points)			
3-Pointers:	35.7 1	30.8 6	30.9
2-Pointers:	44.1 12	50.2 9	50.8
Free Throws:	20.2 5	19.0 8	18.3
Strength of Schedule			
Components:	105.5 153	107.4 259	105.3
Overall:	-1.93	205	0.00
Non-conference:	-0.25	181	0.00
Personnel			
Bench Minutes:	26.4% 283		30.6%
D-1 Experience:	2.73 yrs 38		1.91
Minutes Continuity:	48.1% 135		41.5%
Average Height:	75.0" 360		77.1"
2-Foul Participation:	31.9% 74		22.4%

### WHAT IS A ZIP?

- One of the unique nicknames in collegiate athletics belongs to The University of Akron.
- Originally Zippers, athletic director Kenneth "Red" Cochrane officially shortened the nickname to the Zips in 1950. Twenty-five years earlier a campus-wide contest had been conducted to choose a nickname for the University's athletics teams.
- Suggestions submitted by students, faculty, and alumni included GoldenBlue Devils, Tip Toppers, Rubbernecks, Hillbillies, Kangaroos, and Cheveliers.
- The winner, freshman Margaret Hamlin, received a prize of \$10 for Zippers, a \$6 pair of rubber overshoes and a brand name of the BF Goodrich Company.
- The evolution of Zippy, UA's mascot, began 40 years ago when the student council decided the University needed a mascot.
- "Zippy" the kangaroo was officially declared the school's mascot on May 1, 1953. The first known printed reference to the mascot as "Zippy" was a 1965 Zip football press brochure. The Buchtelite's first use of the name "Zippy" came Sept. 24, 1965, in an identification of a photo of the cheerleaders listing "Mascot - 'Zippy' - Charles Huettner."
- In 2007, Zippy was named the Capital One National Mascot of the Year.

### REGULAR SEASON TOURNAMENTS

Akron is 68-46 all-time and 47-39 in the Division I era (since 1980) in regular season tournaments and 8-11 over the last six years under Groce. Akron posted a 1-2 record at the 2022 Cayman Islands Classic, defeating Western Kentucky and advancing to the semifinals before falling to LSU and finishing fourth overall after falling to Nevada. The Zips registered a 1-2 record in the 2021 Gulf Coast Showcase, 3-1 record in the Global Sports Shootout and 1-1 mark in the DC Holiday Hoops Fest. In 2018-19, the Zips went 2-2 at the Cayman Island Classic, and in Groce's first season, Akron posted an 0-3 mark at the 2018 Diamond Head Classic. Akron has posted multiple wins in 13 of the last 16 in-season tournaments, including three championships. The Zips won two tournaments in 2016-17, the Savannah Invitational (4-0) and Don Haskins Sun Bowl Invitational (2-0). In 2015-16, Akron went 2-0 at the Las Vegas Holiday Hoops Classic to claim the title. In 2014-15, Akron posted a 2-1 record in the Gildan Charleston Classic following the previous tournament runs at the Puerto Rico Tip-Off (2012, 2-1), 2K Sports Classic (2011, 2-2), the Las Vegas Holiday Hoops Classic (2010, 3-1), the Glenn Wilkes Classic (2009, 2-2), the Legends Classic (2008, 2-2), the Top of the World Classic (2007, 2-1) and the San Juan Shootout (2005, 2-1).

### BEST START TO A SEASON

The 2015-16 Akron Zips started the season with a 3-0 winning streak. The three consecutive wins to open the season marks the best start in the Division I era of Akron men's basketball history. In addition, the 13-2 start was the best opening to a season in Akron basketball's Division I era, while the Zips win over the Arkansas Razorbacks marked the fifth consecutive season the Zips posted a win over a Power Five Conference opponent.

### STARTING THE SEASON OFF RIGHT

The Zips are 75-47 (.610) all-time in season openers with a 61-12 (.829) home record and 14-35 (.285) on the road. Since the 2004-05, UA is 13-6 (.667) when opening the season, standing 10-1 (.875) at home, 3-5 (.429) on the road and 4-1 (.800) under head coach John Groce.

Akron owns a 100-21 (.822) home-opening record and 36-4 (.897) at Rhodes Arena. The Zips have been winners in the last 20-of-21 home opening games. Akron is 19-8 in MAC openers, 11-1 at home since joining the league in 1992. Over the last 16 seasons, the Zips are 13-3 in MAC openers and 7-1 at home. Akron has won the last 8-of-9 MAC openers.

Akron is 22-8 in MAC openers since joining the league in 1992. Over the last 16 seasons, the Zips are 13-3 in MAC openers. Akron has won the last 13-of-14 MAC openers, including a 4-1 mark under head coach John Groce. The Zips fell in Groce's initial MAC opener, but have won four straight leading into the 2022-23 opener.



0

**AMANI LYLES**  
Freshman • F  
Columbus, Ohio



1

**GARVIN CLARKE**  
Sophomore • G  
Nassau, Bahamas




2

**GREG TRIBBLE**  
Junior • G  
Cincinnati, Ohio



3

**KOBE MITCHELL**  
Freshman • G  
Cadiz, Ohio



4

**TRENDON HANKERSON**  
Graduate • G  
Novi, Mich.



5

**TAVARI JOHNSON**  
Freshman • G  
LaGrange Park, Ill.



10

**RYAN PRATHER JR.**  
Freshman • G  
Clarksburg, Md.



11

**SAMMY HUNTER**  
Junior • C  
Senegal, Africa




12

**PAT MAYFIELD**  
Freshman • G  
Elgin, Ill.



13

**XAVIER CASTANEDA**  
Senior • G  
Chicago, Ill.



20

**EVAN WILSON**  
Sophomore • G  
Noblesville, Ind.




22

**MIKAL DAWSON**  
Junior • G  
Huntington, W.Va.



23

**PRINCE MOSENGO**  
Freshman • F  
DR Congo, Africa



25

**ENRIQUE FREEMAN**  
Junior • F  
Cleveland, Ohio



34

**NATE JOHNSON**  
Freshman • G  
Liberty Township, Ohio



**JOHN GROCE**  
Head Coach



**DUSTIN FORD**  
Associate Head Coach



**ROB FULFORD**  
Assistant Coach



**ROBBY PRIDDEN**  
Assistant Coach



**JON EKEY**  
Director of Basketball Operations



## NUMERICAL ROSTER

No.	Name	Pos.	Ht.	Wt.	Yr.	Hometown (High School   Previous School)
0	Amani Lyles	F	6-7	226	Fr.	Columbus, Ohio   Beechcroft
1	Garvin Clarke	G	6-0	184	So.	Nassau, Bahamas   Euclid   Cleveland Heights
2	Greg Tribble	G	6-1	195	Jr.	Cincinnati, Ohio   Winton Woods   Huntington Prep
3	Kobe Mitchell	G	6-2	190	Fr.	Cadiz, OH   Harrison Central
4	Trendon Hankerson	G	6-2	185	Gr.	Novi, Mich   Novi   Northern Illinois
5	Tavari Johnson	G	5-11	155	Fr.	LaGrange Park, Ill.   Lyons
10	Ryan Prather Jr.	G	6-5	205	Fr.	Clarksburg, Md.   Clarksburg
11	Sammy Hunter	F	6-9	225	Jr.	Nassau, Bahamas   British Columbia Christian Prep   Ole Miss
12	Pat Mayfield	G	6-5	185	Fr.	Elgin, Ill.   Burlington Central
13	Xavier Castaneda	G	6-1	188	Sr.	Chicago, Ill.   Whitney Young   South Florida
20	Evan Wilson	G	6-2	200	So.	Noblesville, Ind.   Noblesville
22	Mikal Dawson	W	6-5	222	Jr.	Huntington, W.Va.   Huntington Prep
23	Prince Mosengo	F	6-8	205	Fr.	DR Congo, Africa   Victory Rock Prep   Keystone Academy
25	Enrique Freeman	F	6-7	206	Jr.	Cleveland, Ohio   St. Martin De Porres High School
34	Nate Johnson	G	6-3	204	Fr.	Liberty Township, Ohio   Lakota East

G - Guard, W - Wing, F - Frontcourt

## ALPHABETICAL ROSTER

No.	Name	Pos.	Ht.	Wt.	Yr.	Hometown (High School   Previous School)
13	Xavier Castaneda	G	6-1	188	Sr.	Chicago, Ill.   Whitney Young   South Florida
1	Garvin Clarke	G	6-0	184	So.	Nassau, Bahamas   Euclid   Cleveland Heights
22	Mikal Dawson	W	6-5	222	Jr.	Huntington, W.Va.   Huntington Prep
25	Enrique Freeman	F	6-7	206	Jr.	Cleveland, Ohio   St. Martin De Porres High School
4	Trendon Hankerson	G	6-2	185	Gr.	Novi, Mich   Novi   Northern Illinois
11	Sammy Hunter	F	6-9	225	Jr.	Nassau, Bahamas   British Columbia Christian Prep   Ole Miss
5	Tavari Johnson	G	5-11	155	Fr.	LaGrange Park, Ill.   Lyons
34	Nate Johnson	G	6-3	204	Fr.	Liberty Township, Ohio   Lakota East
0	Amani Lyles	F	6-7	226	Fr.	Columbus, Ohio   Beechcroft
12	Pat Mayfield	G	6-5	185	Fr.	Elgin, Ill.   Burlington Central
3	Kobe Mitchell	G	6-2	190	Fr.	Cadiz, OH   Harrison Central
23	Prince Mosengo	F	6-8	205	Fr.	DR Congo, Africa   Victory Rock Prep   Keystone Academy
10	Ryan Prather Jr.	G	6-5	205	Fr.	Clarksburg, Md.   Clarksburg
2	Greg Tribble	G	6-1	195	Jr.	Cincinnati, Ohio   Winton Woods   Huntington Prep
20	Evan Wilson	G	6-2	200	So.	Noblesville, Ind.   Noblesville

G - Guard, W - Wing, F - Frontcourt

Head Coach: **John Groce** (Taylor 1994) - 15th season - 6th season at Akron

Associate Head Coach: Dustin Ford (Ohio 2001), Assistant Coaches: Rob Fulford (Marshall 1997), Robby Pridgen (Roanoke 2003)

Director of Basketball Operations: Jon Ekey (Illinois State 2013), Assistant Operations: Blaine Calhoun (Cincinnati 2019)

Graduate Assistants: Devan Morrow (Ohio State 2020), Peter Farkas (SUNY Brockport 2022),


## PRONUNCIATION GUIDE

13 Xavier Castaneda (**Cast-a-Nay-duh**)

22 Mikal (**Michael**) Dawson



# O · AMANI LYLES · FR · F · COLUMBUS, OHIO



## SEASON STATS

Opponent	Date	GS	MIN	Total		3-Pointers		Free throws		Rebounds				PF	A	TO	BLK	STL	PTS	AVG
				FG-FGA	PCT	3FG-3FGA	PCT	FT-FTA	PCT	OFF	DEF	TOT	AVG							
South Dakota St.	11/07/2022		03:54	0-1	.000	0-0	.000	0-0	.000	0	0	0	0.0	2	0	0	1	0	0	0.0
vs Mississippi St.	11/11/2022		04:10	0-0	.000	0-0	.000	0-0	.000	0	0	0	0.0	0	0	1	0	0	0	0.0
Morgan St.	11/15/2022		04:26	1-2	.500	0-0	.000	0-1	.000	3	0	3	1.0	0	0	0	0	0	2	0.7
vs Western Ky.	11/21/2022		02:08	0-0	.000	0-0	.000	0-0	.000	0	0	0	0.8	1	0	0	0	0	0	0.5
vs LSU	11/22/2022		02:34	1-2	.500	0-0	.000	0-0	.000	0	0	0	0.6	0	0	0	0	0	2	0.8
vs Nevada	11/23/2022		00:40	0-0	.000	0-0	.000	0-0	.000	0	0	0	0.5	0	0	0	0	0	0	0.7
at Marshall	11/30/2022		02:00	0-1	.000	0-0	.000	0-0	.000	0	1	1	0.6	1	0	0	0	1	0	0.6
Muskingum	12/04/2022		13:27	1-2	.500	0-0	.000	3-8	.375	6	3	9	1.6	1	1	1	1	0	5	1.1
Wright St.	12/14/2022		02:24	0-0	.000	0-0	.000	0-0	.000	1	0	1	1.6	2	0	1	0	0	0	1.0
Maine	12/19/2022		08:57	3-5	.600	0-0	.000	3-3	1.000	2	0	2	1.6	2	0	1	1	2	9	1.8
at Bradley	12/22/2022		09:54	1-2	.500	0-0	.000	0-0	.000	0	1	1	1.5	3	1	1	1	1	2	1.8
Concord	12/30/2022		06:36	0-0	.000	0-0	.000	0-0	.000	0	0	0	1.4	1	0	1	0	0	0	1.7
NIU	01/03/2023		07:39	1-1	1.000	0-0	.000	1-1	1.000	0	1	1	1.4	3	0	1	0	1	3	1.8
at Ball St.	01/06/2023		05:06	0-1	.000	0-0	.000	2-2	1.000	0	0	0	1.3	4	0	1	1	2	2	1.8
at Bowling Green	01/10/2023		01:21	0-1	.000	0-0	.000	0-0	.000	1	0	1	1.3	0	0	0	0	0	0	1.7
Eastern Mich.	01/13/2023		08:42	4-8	.500	0-1	.000	2-2	1.000	1	0	1	1.3	5	1	0	0	0	10	2.2
at Central Mich.	01/17/2023		09:47	3-4	.750	0-0	.000	1-1	1.000	1	2	3	1.4	2	0	0	1	0	7	2.5
at Western Mich.	01/21/2023		03:20	0-0	.000	0-0	.000	0-0	.000	0	0	0	1.3	0	0	0	0	0	0	2.3
Miami (OH)	01/24/2023		03:35	0-0	.000	0-0	.000	2-2	1.000	0	0	0	1.2	0	0	0	1	1	2	2.3
at Buffalo	01/31/2023		01:44	0-1	.000	0-0	.000	0-0	.000	0	0	0	1.2	1	0	0	0	0	0	2.2
Toledo	02/07/2023		04:43	1-2	.500	0-0	.000	0-0	.000	0	0	0	1.1	1	0	0	0	0	2	2.2
at Ohio	02/10/2023		02:38	0-0	.000	0-0	.000	0-0	.000	0	0	0	1.0	1	0	0	0	0	0	2.1
at Eastern Mich.	02/14/2023		03:01	0-0	.000	0-0	.000	0-1	.000	0	0	0	1.0	1	1	0	0	0	0	2.0
Buffalo	02/18/2023		02:24	0-0	.000	0-0	.000	0-0	.000	0	0	0	1.0	1	0	0	0	0	0	1.9
at Toledo	02/21/2023		03:09	1-3	.333	0-0	.000	0-2	.000	1	0	1	1.0	0	0	0	0	0	2	1.9
Western Mich.	02/25/2023		03:55	1-1	1.000	0-0	.000	1-2	.500	0	0	0	0.9	1	0	0	0	0	3	2.0
<b>Totals</b>		<b>0</b>	<b>122:14</b>	<b>18-37</b>	<b>.486</b>	<b>0-1</b>	<b>.000</b>	<b>15-25</b>	<b>.600</b>	<b>16</b>	<b>8</b>	<b>24</b>	<b>0.9</b>	<b>33</b>	<b>4</b>	<b>8</b>	<b>7</b>	<b>8</b>	<b>51</b>	<b>2.0</b>

### Player Averages

Games Played	Minutes/game	Points/game	FG Pct	3FG Pct	FT Pct	Rebounds/game	Assists/game	Turnovers/game	Assist/Turnover ratio	Steals/game	Blocks/game
26	4.7	2.0	48.6	0.0	60.0	0.9	0.2	0.3	0.5	0.3	0.3

## CAREER STATS

		Field Goals		3-Point		F-Throws		Rebounds				Scoring								
SEASON	TEAM	GP-GS	MIN/AVG	FG-FGA	FG%	3FG-3FGA	3FG%	FT-FTA	FT%	OFF	DEF	TOT	AVG	PF-FO	A	TO	BLK	STL	PTS	AVG
2022-23	UA	26-0	122/4.7	18-37	.486	0-1	.000	15-25	.600	16	8	24	0.9	33-1	4	8	7	8	51	2.0
<b>TOTAL</b>		<b>26-0</b>	<b>122/4.7</b>	<b>18-37</b>	<b>.486</b>	<b>0-1</b>	<b>.000</b>	<b>15-25</b>	<b>.600</b>	<b>16</b>	<b>8</b>	<b>24</b>	<b>0.9</b>	<b>33-1</b>	<b>4</b>	<b>8</b>	<b>7</b>	<b>8</b>	<b>51</b>	<b>2.0</b>

### Single Game Highs

Statistic	Value	
Points	10	vs Eastern Mich. 01/13/23
Rebounds	9	vs Muskingum 12/04/22
Assists	1	4 times
Steals	2	vs Maine 12/19/22, at Ball St. 01/06/23
Blocks	1	7 times
FG Made	4	vs Eastern Mich. 01/13/23
FG Attempts	8	vs Eastern Mich. 01/13/23
3FG Attempts	1	vs Eastern Mich. 01/13/23
FT Made	3	vs Muskingum 12/04/22, vs Maine 12/19/22
FT Attempts	8	vs Muskingum 12/04/22



# 1 • GARVIN CLARKE • SO • G • NASSAU, BAHAMAS



## SEASON STATS

Opponent	Date	GS	MIN	Total		3-Pointers		Free throws		Rebounds				PF	A	TO	BLK	STL	PTS	AVG
				FG-FGA	PCT	3FG-3FGA	PCT	FT-FTA	PCT	OFF	DEF	TOT	AVG							
South Dakota St.	11/07/2022		22:21	0-5	.000	0-3	.000	0-0	.000	1	3	4	4.0	2	0	1	1	0	0	0.0
vs Mississippi St.	11/11/2022		22:35	2-5	.400	1-4	.250	3-5	.600	2	1	3	3.5	2	4	2	0	1	8	4.0
Morgan St.	11/15/2022		23:56	1-4	.250	0-2	.000	0-0	.000	2	2	4	3.7	1	0	1	1	0	2	3.3
vs Western Ky.	11/21/2022		14:32	1-3	.333	1-3	.333	1-2	.500	1	1	2	3.3	2	0	2	0	0	4	3.5
vs LSU	11/22/2022		17:04	1-6	.167	0-3	.000	0-0	.000	1	0	1	2.8	1	1	1	0	0	2	3.2
vs Nevada	11/23/2022		07:58	0-1	.000	0-0	.000	0-0	.000	0	2	2	2.7	0	0	0	0	0	0	2.7
at Marshall	11/30/2022		11:23	1-3	.333	0-1	.000	0-0	.000	2	0	2	2.6	1	0	0	0	0	2	2.6
Muskingum	12/04/2022		18:15	1-3	.333	0-1	.000	0-0	.000	0	2	2	2.5	3	3	3	0	3	2	2.5
Eastern Mich.	01/13/2023		08:15	0-0	.000	0-0	.000	0-0	.000	0	1	1	2.3	0	0	1	0	0	0	2.2
at Central Mich.	01/17/2023		06:11	1-3	.333	1-2	.500	0-0	.000	1	0	1	2.2	0	0	0	0	0	3	2.3
Miami (OH)	01/24/2023		02:22	0-1	.000	0-1	.000	0-0	.000	0	0	0	2.0	0	0	0	0	0	0	2.1
Ohio	01/28/2023		06:57	0-1	.000	0-1	.000	0-0	.000	1	1	2	2.0	0	0	0	0	0	0	1.9
at Buffalo	01/31/2023		09:39	0-1	.000	0-1	.000	0-0	.000	0	0	0	1.8	1	2	0	0	2	0	1.8
Kent St.	02/03/2023		18:16	3-6	.500	0-2	.000	2-2	1.000	0	3	3	1.9	1	0	0	0	2	8	2.2
Toledo	02/07/2023		11:57	1-4	.250	1-2	.500	1-2	.500	2	0	2	1.9	1	1	2	0	0	4	2.3
at Ohio	02/10/2023		04:02	0-0	.000	0-0	.000	0-0	.000	0	0	0	1.8	0	1	1	0	0	0	2.2
at Eastern Mich.	02/14/2023		15:56	1-5	.200	0-1	.000	0-0	.000	1	1	2	1.8	2	2	1	0	1	2	2.2
Buffalo	02/18/2023		19:17	1-2	.500	0-0	.000	0-0	.000	4	0	4	1.9	2	2	1	0	1	2	2.2
at Toledo	02/21/2023		15:43	1-4	.250	0-1	.000	0-0	.000	3	0	3	2.0	1	0	2	0	0	2	2.2
Western Mich.	02/25/2023		19:41	1-3	.333	0-1	.000	0-0	.000	1	3	4	2.1	3	2	0	0	0	2	2.2
Ball St.	02/28/2023		17:33	1-3	.333	0-1	.000	0-0	.000	1	3	4	2.2	1	2	1	0	0	2	2.1
at Kent St.	03/03/2023		24:51	1-3	.333	0-0	.000	2-2	1.000	1	1	2	2.2	2	4	2	0	0	4	2.2
<b>Totals</b>		<b>0</b>	<b>318:43</b>	<b>18-66</b>	<b>.273</b>	<b>4-30</b>	<b>.133</b>	<b>9-13</b>	<b>.692</b>	<b>24</b>	<b>24</b>	<b>48</b>	<b>2.2</b>	<b>26</b>	<b>24</b>	<b>21</b>	<b>2</b>	<b>10</b>	<b>49</b>	<b>2.2</b>

### Player Averages

Games Played	Minutes/game	Points/game	FG Pct	3FG Pct	FT Pct	Rebounds/game	Assists/game	Turnovers/game	Assist/Turnover ratio	Steals/game	Blocks/game
22	14.5	2.2	27.3	13.3	69.2	2.2	1.1	1.0	1.1	0.5	0.1

## CAREER STATS

SEASON	TEAM	GP-GS	MIN/AVG	Field Goals		3-Point		F-Throws		Rebounds				Scoring						
				FG-FGA	FG%	3FG-3FGA	3FG%	FT-FTA	FT%	OFF	DEF	TOT	AVG	PF	FO	A	TO	BLK	STL	PTS
2020-21	UA	22-0	140/6.4	16-56	.286	4-17	.235	16-22	.727	5	13	18	0.8	11-0	12	4	1	6	52	2.4
2021-22	UA	34-1	489/14.4	35-100	.350	21-62	.339	22-33	.667	19	65	84	2.5	41-0	36	34	1	18	113	3.3
2022-23	UA	22-0	319/14.5	18-66	.273	4-30	.133	9-13	.692	24	24	48	2.2	26-0	24	21	2	10	49	2.2
<b>TOTAL</b>		<b>78-1</b>	<b>948/12.2</b>	<b>69-222</b>	<b>.311</b>	<b>29-109</b>	<b>.266</b>	<b>47-68</b>	<b>.691</b>	<b>48</b>	<b>102</b>	<b>150</b>	<b>1.9</b>	<b>78-0</b>	<b>72</b>	<b>59</b>	<b>4</b>	<b>34</b>	<b>214</b>	<b>2.7</b>

### Single Game Highs

Statistic	Value	
Points	12	vs Wheeling 11/18/21
Rebounds	8	at Wright St. 12/15/21
Assists	4	vs Ball St. 01/11/22, vs Mississippi St. 11/11/22, at Kent St. 03/03/23
Steals	3	vs Wheeling 11/18/21, vs Muskingum 12/04/22
Blocks	1	4 times
FG Made	5	vs Wheeling 11/18/21
FG Attempts	9	vs Point Park 11/13/21
3FG Made	3	vs Kent St. 03/12/22
3FG Attempts	5	vs Kent St. 03/12/22
FT Made	4	at Buffalo 03/02/21
FT Attempts	5	vs Mississippi St. 11/11/22



# 2 • GREG TRIBBLE • JR • G • CINCINNATI, OHIO



## SEASON STATS

Opponent	Date	GS	MIN	Total		3-Pointers		Free throws		Rebounds				PF	A	TO	BLK	STL	PTS	AVG
				FG-FGA	PCT	3FG-3FGA	PCT	FT-FTA	PCT	OFF	DEF	TOT	AVG							
South Dakota St.	11/07/2022	*	33:47	2-11	.182	0-2	.000	1-2	.500	1	4	5	5.0	4	1	1	1	1	5	5.0
vs Mississippi St.	11/11/2022	*	32:16	2-7	.286	0-2	.000	1-2	.500	0	2	2	3.5	3	3	0	0	0	5	5.0
Morgan St.	11/15/2022	*	28:58	2-7	.286	0-1	.000	1-2	.500	1	0	1	2.7	2	4	2	1	1	5	5.0
vs Western Ky.	11/21/2022	*	25:04	4-9	.444	1-2	.500	0-0	.000	3	8	11	4.8	3	2	1	0	1	9	6.0
vs LSU	11/22/2022	*	29:44	0-3	.000	0-0	.000	3-4	.750	1	3	4	4.6	5	0	3	0	0	3	5.4
vs Nevada	11/23/2022	*	26:33	3-4	.750	0-1	.000	1-1	1.000	1	1	2	4.2	3	1	4	0	1	7	5.7
at Marshall	11/30/2022	*	19:24	2-4	.500	0-0	.000	1-2	.500	1	1	2	3.9	3	0	0	0	0	5	5.6
Muskingum	12/04/2022	*	16:48	1-3	.333	0-0	.000	0-2	.000	0	0	0	3.4	2	3	1	0	2	2	5.1
Jackson St.	12/11/2022	*	28:19	6-10	.600	0-1	.000	0-0	.000	1	3	4	3.4	2	5	1	0	2	12	5.9
Wright St.	12/14/2022	*	29:37	3-7	.429	0-0	.000	0-0	.000	2	1	3	3.4	1	0	0	0	1	6	5.9
Maine	12/19/2022	*	23:50	2-4	.500	0-0	.000	2-2	1.000	0	1	1	3.2	2	2	2	0	2	6	5.9
at Bradley	12/22/2022	*	26:07	1-4	.250	0-0	.000	0-0	.000	0	3	3	3.2	2	1	1	0	0	2	5.6
Concord	12/30/2022	*	29:39	1-5	.200	0-0	.000	5-7	.714	1	1	2	3.1	0	3	0	0	0	7	5.7
NIU	01/03/2023	*	30:22	5-6	.833	0-0	.000	6-6	1.000	1	1	2	3.0	4	2	2	0	3	16	6.4
at Ball St.	01/06/2023	*	29:43	3-10	.300	0-0	.000	8-10	.800	1	1	2	2.9	4	0	0	0	0	14	6.9
at Bowling Green	01/10/2023	*	30:31	2-8	.250	0-1	.000	0-0	.000	1	2	3	2.9	1	3	1	0	2	4	6.8
Eastern Mich.	01/13/2023	*	27:55	4-4	1.000	0-0	.000	2-4	.500	0	5	5	3.1	0	1	1	0	0	10	6.9
at Central Mich.	01/17/2023	*	32:27	4-9	.444	0-1	.000	2-2	1.000	0	1	1	2.9	1	1	1	0	1	10	7.1
at Western Mich.	01/21/2023	*	36:32	4-7	.571	0-0	.000	1-2	.500	0	2	2	2.9	1	4	0	0	1	9	7.2
Miami (OH)	01/24/2023	*	26:52	0-2	.000	0-0	.000	0-0	.000	2	1	3	2.9	4	4	1	0	0	0	6.9
Ohio	01/28/2023	*	29:21	1-7	.143	0-0	.000	1-1	1.000	0	2	2	2.9	2	2	1	0	0	3	6.7
at Buffalo	01/31/2023	*	31:46	1-7	.143	0-1	.000	2-2	1.000	0	2	2	2.8	2	8	2	1	2	4	6.5
Kent St.	02/03/2023	*	32:28	2-5	.400	0-0	.000	0-0	.000	1	2	3	2.8	4	4	5	0	0	4	6.4
Toledo	02/07/2023	*	32:25	3-4	.750	0-0	.000	0-0	.000	2	3	5	2.9	5	4	1	2	0	6	6.4
at Ohio	02/10/2023	*	34:22	4-9	.444	0-0	.000	1-3	.333	2	0	2	2.9	4	2	1	1	0	9	6.5
at Eastern Mich.	02/14/2023	*	33:34	0-4	.000	0-0	.000	5-6	.833	3	1	4	2.9	1	3	1	0	1	5	6.5
Buffalo	02/18/2023	*	20:50	2-3	.667	0-0	.000	0-0	.000	1	1	2	2.9	3	1	1	0	1	4	6.4
at Toledo	02/21/2023	*	31:20	6-10	.600	0-0	.000	0-0	.000	0	2	2	2.9	1	1	1	0	0	12	6.6
Ball St.	02/28/2023	*	21:19	0-2	.000	0-0	.000	2-2	1.000	1	0	1	2.8	2	2	0	0	0	2	6.4
at Kent St.	03/03/2023	*	30:06	1-2	.500	0-0	.000	4-4	1.000	0	1	1	2.7	5	1	2	1	2	6	6.4
<b>Totals</b>			<b>30 861:58</b>	<b>71-177</b>	<b>.401</b>	<b>1-12</b>	<b>.083</b>	<b>49-66</b>	<b>.742</b>	<b>27</b>	<b>55</b>	<b>82</b>	<b>2.7</b>	<b>76</b>	<b>68</b>	<b>37</b>	<b>7</b>	<b>24</b>	<b>192</b>	<b>6.4</b>

## CAREER STATS

SEASON	TEAM	GP-GS	MIN/AVG	FG-FGA	FG%	3FG-3FGA	3FG%	FT-FTA	FT%	OFF	DEF	TOT	AVG	PF-FO	A	TO	BLK	STL	PTS	AVG
2019-20	UA	31-0	507/16.4	34-74	.459	3-11	.273	23-47	.489	7	47	54	1.7	58-0	34	33	3	8	94	3.0
2020-21	UA	21-6	388/18.5	32-78	.410	1-16	.063	24-38	.632	14	26	40	1.9	32-2	26	22	2	9	89	4.2
2021-22	UA	33-26	850/25.7	79-177	.446	6-27	.222	75-107	.701	13	78	91	2.8	72-1	71	42	6	36	239	7.2
2022-23	UA	30-30	862/28.7	71-177	.401	1-12	.083	49-66	.742	27	55	82	2.7	76-3	68	37	7	24	192	6.4
<b>TOTAL</b>		<b>115-62</b>	<b>2607/22.7</b>	<b>216-506</b>	<b>.427</b>	<b>11-66</b>	<b>.167</b>	<b>171-258</b>	<b>.663</b>	<b>61</b>	<b>206</b>	<b>267</b>	<b>2.3</b>	<b>238-6</b>	<b>199</b>	<b>134</b>	<b>18</b>	<b>77</b>	<b>614</b>	<b>5.3</b>

### Single Game Highs

Statistic	Value	
Points	19	vs Southern U. 12/04/21
Rebounds	11	vs Western Ky. 11/21/22
Assists	8	at Buffalo 01/31/23
Steals	4	vs Wheeling 11/18/21
Blocks	2	vs Toledo 02/07/23
FG Made	6	at Ohio 02/25/22, vs Jackson St. 12/11/22, at Toledo 02/21/23
FG Attempts	11	vs South Dakota St. 11/07/22
3FG Made	1	11 times
3FG Attempts	4	vs Ball St. 01/30/21
FT Made	11	vs Southern U. 12/04/21
FT Attempts	13	vs Southern U. 12/04/21



# 3 • KOBE MITCHELL • FR • G • CADIZ, OHIO



## SEASON STATS

Opponent	Date	GS	MIN	Total		3-Pointers		Free throws		Rebounds				PF	A	TO	BLK	STL	PTS	AVG
				FG-FGA	PCT	3FG-3FGA	PCT	FT-FTA	PCT	OFF	DEF	TOT	AVG							
vs Mississippi St.	11/11/2022		01:57	1-1	1.000	0-0	.000	0-0	.000	0	0	0	0.0	0	0	0	0	1	2	2.0
vs Nevada	11/23/2022		03:49	0-1	.000	0-1	.000	0-0	.000	0	0	0	0.0	0	0	0	0	1	0	1.0
at Marshall	11/30/2022		06:08	0-0	.000	0-0	.000	0-0	.000	0	1	1	0.3	1	0	1	0	0	0	0.7
Muskingum	12/04/2022		18:15	2-3	.667	2-3	.667	0-0	.000	1	1	2	0.8	1	1	2	1	3	6	2.0
Jackson St.	12/11/2022		17:59	2-5	.400	2-5	.400	0-0	.000	0	2	2	1.0	1	0	0	0	1	6	2.8
Wright St.	12/14/2022		18:05	0-4	.000	0-4	.000	0-0	.000	0	0	0	0.8	1	0	0	0	0	0	2.3
Maine	12/19/2022		16:48	2-4	.500	1-3	.333	0-0	.000	1	2	3	1.1	3	0	1	0	0	5	2.7
at Bradley	12/22/2022		08:58	0-0	.000	0-0	.000	2-2	1.000	0	0	0	1.0	3	0	0	0	0	2	2.6
Concord	12/30/2022		14:15	0-2	.000	0-2	.000	0-0	.000	0	1	1	1.0	1	1	0	0	0	0	2.3
NIU	01/03/2023		19:47	1-2	.500	1-2	.500	2-2	1.000	0	2	2	1.1	2	3	0	0	0	5	2.6
at Ball St.	01/06/2023		27:02	0-2	.000	0-2	.000	0-0	.000	0	0	0	1.0	0	0	1	0	1	0	2.4
at Bowling Green	01/10/2023		09:58	1-3	.333	1-3	.333	0-0	.000	0	1	1	1.0	0	0	0	0	0	3	2.4
Eastern Mich.	01/13/2023		11:08	0-4	.000	0-3	.000	0-0	.000	0	1	1	1.0	1	0	0	0	0	0	2.2
at Central Mich.	01/17/2023		06:43	0-2	.000	0-2	.000	0-0	.000	0	0	0	0.9	0	1	0	0	0	0	2.1
Miami (OH)	01/24/2023		27:12	3-5	.600	3-4	.750	0-0	.000	0	0	0	0.9	2	2	1	0	0	9	2.5
Ohio	01/28/2023		03:19	0-0	.000	0-0	.000	0-0	.000	0	0	0	0.8	1	0	0	0	0	0	2.4
at Buffalo	01/31/2023		00:45	0-0	.000	0-0	.000	0-0	.000	0	0	0	0.8	0	0	0	0	0	0	2.2
Toledo	02/07/2023		06:10	0-1	.000	0-1	.000	0-0	.000	0	0	0	0.7	1	0	0	0	1	0	2.1
at Ohio	02/10/2023		06:38	0-0	.000	0-0	.000	0-0	.000	0	0	0	0.7	1	0	0	0	0	0	2.0
at Eastern Mich.	02/14/2023		03:15	0-1	.000	0-1	.000	0-0	.000	0	1	1	0.7	0	0	0	0	0	0	1.9
Buffalo	02/18/2023		02:24	0-2	.000	0-2	.000	0-0	.000	0	1	1	0.7	0	0	0	0	0	0	1.8
at Toledo	02/21/2023		03:36	0-1	.000	0-1	.000	0-0	.000	0	0	0	0.7	0	2	0	0	0	0	1.7
Western Mich.	02/25/2023		04:42	0-1	.000	0-1	.000	0-0	.000	0	0	0	0.7	0	1	0	0	0	0	1.7
<b>Totals</b>		<b>0</b>	<b>238:54</b>	<b>12-44</b>	<b>.273</b>	<b>10-40</b>	<b>.250</b>	<b>4-4</b>	<b>1.000</b>	<b>2</b>	<b>13</b>	<b>15</b>	<b>0.7</b>	<b>19</b>	<b>11</b>	<b>6</b>	<b>1</b>	<b>8</b>	<b>38</b>	<b>1.7</b>

### Player Averages

Games Played	Minutes/game	Points/game	FG Pct	3FG Pct	FT Pct	Rebounds/game	Assists/game	Turnovers/game	Assist/Turnover ratio	Steals/game	Blocks/game
23	10.4	1.7	27.3	25.0	100.0	0.7	0.5	0.3	1.8	0.3	0.0

## CAREER STATS

### MITCHELL, Kobe


				Field Goals		3-Point		F-Throws		Rebounds				Scoring						
SEASON	TEAM	GP-GS	MIN/AVG	FG-FGA	FG%	3FG-3FGA	3FG%	FT-FTA	FT%	OFF	DEF	TOT	AVG	PF-FO	A	TO	BLK	STL	PTS	AVG
2022-23	UA	23-0	239/10.4	12-44	.273	10-40	.250	4-4	1.000	2	13	15	0.7	19-0	11	6	1	8	38	1.7
<b>TOTAL</b>		<b>23-0</b>	<b>239/10.4</b>	<b>12-44</b>	<b>.273</b>	<b>10-40</b>	<b>.250</b>	<b>4-4</b>	<b>1.000</b>	<b>2</b>	<b>13</b>	<b>15</b>	<b>0.7</b>	<b>19-0</b>	<b>11</b>	<b>6</b>	<b>1</b>	<b>8</b>	<b>38</b>	<b>1.7</b>

### Single Game Highs

Statistic	Value	
Points	9	vs Miami (OH) 01/24/23
Rebounds	3	vs Maine 12/19/22
Assists	3	vs NIU 01/03/23
Steals	3	vs Muskingum 12/04/22
Blocks	1	vs Muskingum 12/04/22
FG Made	3	vs Miami (OH) 01/24/23
FG Attempts	5	vs Jackson St. 12/11/22, vs Miami (OH) 01/24/23
3FG Made	3	vs Miami (OH) 01/24/23
3FG Attempts	5	vs Jackson St. 12/11/22



# 4 • TRENDON HANKERSON • GR • G • NOVI, MICH.



## SEASON STATS

Opponent	Date	GS	MIN	Total		3-Pointers		Free throws		Rebounds				PF	A	TO	BLK	STL	PTS	AVG
				FG-FGA	PCT	3FG-3FGA	PCT	FT-FTA	PCT	OFF	DEF	TOT	AVG							
South Dakota St.	11/07/2022	*	42:04	4-9	.444	2-6	.333	1-1	1.000	0	1	1	1.0	2	1	1	0	1	11	11.0
vs Mississippi St.	11/11/2022	*	27:16	1-7	.143	1-4	.250	2-2	1.000	1	3	4	2.5	3	0	2	1	1	5	8.0
Morgan St.	11/15/2022	*	32:09	2-12	.167	2-9	.222	0-2	.000	0	6	6	3.7	2	2	1	2	2	6	7.3
vs Western Ky.	11/21/2022	*	35:36	3-5	.600	2-4	.500	1-2	.500	0	4	4	3.8	0	1	2	0	1	9	7.8
vs LSU	11/22/2022	*	22:11	0-2	.000	0-1	.000	2-2	1.000	1	1	2	3.4	4	1	1	0	0	2	6.6
vs Nevada	11/23/2022	*	37:04	3-7	.429	2-5	.400	0-0	.000	0	7	7	4.0	3	0	2	0	0	8	6.8
at Marshall	11/30/2022	*	33:57	5-11	.455	1-6	.167	0-0	.000	1	3	4	4.0	0	2	3	0	2	11	7.4
Muskingum	12/04/2022	*	23:01	4-7	.571	2-5	.400	0-0	.000	0	4	4	4.0	1	2	0	0	1	10	7.8
Jackson St.	12/11/2022	*	38:05	5-9	.556	5-7	.714	2-2	1.000	0	1	1	3.7	1	2	1	1	0	17	8.8
Wright St.	12/14/2022	*	34:53	2-9	.222	1-7	.143	1-2	.500	0	5	5	3.8	3	4	0	0	2	6	8.5
Maine	12/19/2022	*	26:12	3-5	.600	2-3	.667	4-5	.800	1	3	4	3.8	1	2	1	0	1	12	8.8
at Bradley	12/22/2022	*	31:08	3-5	.600	3-3	1.000	0-0	.000	1	8	9	4.3	3	1	2	0	0	9	8.8
Concord	12/30/2022	*	31:41	6-12	.500	6-10	.600	0-0	.000	1	7	8	4.5	1	6	1	0	1	18	9.5
NIU	01/03/2023	*	35:24	1-8	.125	1-7	.143	0-0	.000	1	5	6	4.6	2	4	1	2	0	3	9.1
at Ball St.	01/06/2023	*	36:36	1-7	.143	1-4	.250	5-6	.833	0	5	5	4.7	2	1	3	0	0	8	9.0
at Bowling Green	01/10/2023	*	32:49	2-8	.250	2-7	.286	0-0	.000	0	2	2	4.5	2	3	2	1	2	6	8.8
Eastern Mich.	01/13/2023	*	28:47	5-9	.556	4-8	.500	0-0	.000	0	4	4	4.5	2	2	0	0	0	14	9.1
at Central Mich.	01/17/2023	*	35:03	4-10	.400	3-8	.375	0-0	.000	1	4	5	4.5	2	1	1	0	0	11	9.2
at Western Mich.	01/21/2023	*	34:28	2-11	.182	1-9	.111	0-0	.000	0	6	6	4.6	3	2	2	2	2	5	9.0
Miami (OH)	01/24/2023	*	36:16	2-11	.182	2-10	.200	0-0	.000	1	5	6	4.7	3	2	0	1	0	6	8.9
Ohio	01/28/2023	*	34:26	4-5	.800	3-3	1.000	3-4	.750	0	3	3	4.6	4	4	3	0	0	14	9.1
at Buffalo	01/31/2023	*	31:02	4-7	.571	2-3	.667	0-0	.000	0	2	2	4.5	1	5	1	2	2	10	9.1
Kent St.	02/03/2023	*	30:46	2-7	.286	2-6	.333	0-0	.000	0	1	1	4.3	1	1	1	1	0	6	9.0
Toledo	02/07/2023	*	33:50	7-12	.583	6-11	.545	0-0	.000	1	1	2	4.2	4	0	1	0	1	20	9.5
at Ohio	02/10/2023	*	37:42	3-8	.375	3-7	.429	0-0	.000	0	5	5	4.2	2	4	1	1	2	9	9.4
at Eastern Mich.	02/14/2023	*	35:00	4-11	.364	3-9	.333	0-0	.000	0	5	5	4.3	1	1	2	0	0	11	9.5
Buffalo	02/18/2023	*	32:27	3-8	.375	1-3	.333	2-2	1.000	0	5	5	4.3	0	2	0	0	2	9	9.5
at Toledo	02/21/2023	*	26:05	1-5	.200	0-3	.000	0-0	.000	0	2	2	4.2	2	0	1	0	0	2	9.2
Western Mich.	02/25/2023	*	31:26	3-5	.600	3-5	.600	0-0	.000	0	1	1	4.1	1	6	1	0	1	9	9.2
Ball St.	02/28/2023	*	29:10	1-9	.111	1-6	.167	0-0	.000	0	2	2	4.0	5	3	2	0	0	3	9.0
at Kent St.	03/03/2023	*	26:08	2-5	.400	2-5	.400	0-0	.000	0	1	1	3.9	5	1	2	1	1	6	8.9
<b>Totals</b>		<b>31</b>	<b>1002:41</b>	<b>92-246</b>	<b>.374</b>	<b>69-184</b>	<b>.375</b>	<b>23-30</b>	<b>.767</b>	<b>10</b>	<b>112</b>	<b>122</b>	<b>3.9</b>	<b>66</b>	<b>66</b>	<b>41</b>	<b>15</b>	<b>25</b>	<b>276</b>	<b>8.9</b>

## CAREER STATS

SEASON	TEAM	GP-GS	MIN/AVG	Field Goals		3-Point		F-Throws		Rebounds				Scoring						
				FG-FGA	FG%	3FG-3FGA	3FG%	FT-FTA	FT%	OFF	DEF	TOT	AVG	PF-FO	A	TO	BLK	STL	PTS	AVG
2018-19	NIU	21-2	395/18.8	17-54	.315	8-32	.250	3-4	.750	5	42	47	2.2	55-2	19	22	9	12	45	2.1
2019-20	NIU	31-31	978/31.5	84-180	.467	41-89	.461	25-30	.833	12	80	92	3.0	66-0	61	46	10	29	234	7.5
2020-21	NIU	19-19	646/34.0	99-250	.396	48-130	.369	18-26	.692	9	74	83	4.4	54-2	41	53	7	22	264	13.9
2021-22	NIU	30-30	1011/33.7	118-315	.375	62-177	.350	45-60	.750	9	103	112	3.7	80-3	68	55	11	54	343	11.4
2022-23	UA	31-31	1003/32.3	92-246	.374	69-184	.375	23-30	.767	10	112	122	3.9	66-2	66	41	15	25	276	8.9
<b>TOTAL FOR UA</b>		<b>31-31</b>	<b>1003/32.3</b>	<b>92-246</b>	<b>.374</b>	<b>69-184</b>	<b>.375</b>	<b>23-30</b>	<b>.767</b>	<b>10</b>	<b>112</b>	<b>122</b>	<b>3.9</b>	<b>66-2</b>	<b>66</b>	<b>41</b>	<b>15</b>	<b>25</b>	<b>276</b>	<b>8.9</b>
<b>TOTAL</b>		<b>132-113</b>	<b>4033/30.6</b>	<b>410-1045</b>	<b>.392</b>	<b>228-612</b>	<b>.373</b>	<b>114-150</b>	<b>.760</b>	<b>45</b>	<b>411</b>	<b>456</b>	<b>3.5</b>	<b>321-9</b>	<b>255</b>	<b>217</b>	<b>52</b>	<b>142</b>	<b>1162</b>	<b>8.8</b>

### Single Game Highs

Statistic	Value	
Points	28	at Washington 11/09/21
Rebounds	9	at Bradley 12/22/22
Assists	6	vs Eastern Mich. 01/11/20, vs Concord 12/30/22, vs Western Mich. 02/25/23
Steals	4	4 times
Blocks	3	at Marquette 11/27/21
FG Made	9	at Central Mich. 03/05/21, at Washington 11/09/21
FG Attempts	20	vs Ball St. 12/08/20, at Toledo 12/22/20
3FG Made	6	at Washington 11/09/21, vs Concord 12/30/22, vs Toledo 02/07/23
3FG Attempts	11	4 times
FT Made	7	vs Ball St. 01/27/22
FT Attempts	8	vs Ball St. 01/27/22





# 5 • TAVARI JOHNSON • FR • G • LAGRANGE PARK, ILL.



## SEASON STATS

Opponent	Date	GS	MIN	Total		3-Pointers		Free throws		Rebounds				Other								
				FG-FGA	PCT	3FG-3FGA	PCT	FT-FTA	PCT	OFF	DEF	TOT	AVG	PF	A	TO	BLK	STL	PTS	AVG		
vs Mississippi St.	11/11/2022		05:43	0-0	.000	0-0	.000	0-0	.000	0	0	0	0.0	0	0	0	0	0	0	0	0.0	
Morgan St.	11/15/2022		03:29	1-1	1.000	0-0	.000	0-0	.000	0	0	0	0.0	0	0	0	0	0	0	0	2	1.0
vs Western Ky.	11/21/2022		02:56	0-0	.000	0-0	.000	0-0	.000	0	1	1	0.3	1	0	2	0	0	0	0	0	0.7
vs LSU	11/22/2022		10:52	1-3	.333	1-1	1.000	2-2	1.000	0	0	0	0.3	3	0	2	0	2	5	1.8	5	1.8
vs Nevada	11/23/2022		26:26	9-10	.900	3-3	1.000	0-0	.000	0	3	3	0.8	3	4	3	0	2	21	5.6	21	5.6
at Marshall	11/30/2022		27:19	7-13	.538	2-5	.400	0-0	.000	2	2	4	1.3	1	4	1	0	1	16	7.3	16	7.3
Muskingum	12/04/2022	*	21:09	3-7	.429	3-6	.500	0-0	.000	0	5	5	1.9	0	6	0	0	1	9	7.6	9	7.6
Jackson St.	12/11/2022	*	24:09	2-5	.400	2-5	.400	0-0	.000	0	1	1	1.8	4	2	5	0	1	6	7.4	6	7.4
Wright St.	12/14/2022	*	27:33	6-14	.429	0-3	.000	2-4	.500	1	1	2	1.8	2	1	1	1	4	14	8.1	14	8.1
Maine	12/19/2022	*	28:51	2-6	.333	1-3	.333	0-0	.000	1	6	7	2.3	0	3	4	0	1	5	7.8	5	7.8
at Bradley	12/22/2022	*	26:46	1-7	.143	0-3	.000	0-0	.000	1	4	5	2.5	0	1	2	1	1	2	7.3	2	7.3
Concord	12/30/2022	*	20:48	2-6	.333	1-3	.333	1-2	.500	0	2	2	2.5	2	5	4	0	1	6	7.2	6	7.2
NIU	01/03/2023	*	28:07	3-9	.333	1-3	.333	1-2	.500	1	0	1	2.4	4	0	4	1	0	8	7.2	8	7.2
at Ball St.	01/06/2023	*	30:49	3-11	.273	1-4	.250	0-0	.000	0	6	6	2.6	2	0	6	0	1	7	7.2	7	7.2
at Bowling Green	01/10/2023	*	15:06	1-5	.200	1-4	.250	0-0	.000	0	1	1	2.5	1	1	0	0	0	3	6.9	3	6.9
Eastern Mich.	01/13/2023		18:37	3-4	.750	0-1	.000	0-0	.000	0	3	3	2.6	4	9	1	0	0	6	6.9	6	6.9
at Central Mich.	01/17/2023		14:45	0-5	.000	0-2	.000	0-0	.000	0	3	3	2.6	3	3	1	0	1	0	6.5	1	6.5
at Western Mich.	01/21/2023		13:59	0-2	.000	0-1	.000	0-0	.000	0	0	0	2.4	2	0	0	0	1	0	6.1	0	6.1
Miami (OH)	01/24/2023		07:58	1-2	.500	1-1	1.000	0-0	.000	0	0	0	2.3	1	0	1	0	0	3	5.9	3	5.9
Ohio	01/28/2023		08:25	3-3	1.000	0-0	.000	0-0	.000	0	0	0	2.2	3	1	0	0	0	6	6.0	6	6.0
at Buffalo	01/31/2023		15:49	2-4	.500	1-1	1.000	0-0	.000	0	0	0	2.1	2	2	1	0	4	5	5.9	5	5.9
Kent St.	02/03/2023		08:18	0-1	.000	0-1	.000	0-0	.000	1	1	2	2.1	0	3	1	0	1	0	5.6	0	5.6
Toledo	02/07/2023		10:17	1-5	.200	0-2	.000	0-0	.000	0	0	0	2.0	0	2	0	0	0	2	5.5	2	5.5
at Ohio	02/10/2023		05:07	1-5	.200	1-2	.500	0-0	.000	0	1	1	2.0	1	0	0	0	0	3	5.4	3	5.4
at Eastern Mich.	02/14/2023		02:24	0-0	.000	0-0	.000	0-0	.000	0	1	1	1.9	0	0	0	1	1	0	5.2	0	5.2
Buffalo	02/18/2023		10:41	2-5	.400	0-1	.000	0-0	.000	1	1	2	1.9	2	1	1	0	0	4	5.1	4	5.1
at Toledo	02/21/2023		09:29	0-2	.000	0-1	.000	0-0	.000	0	0	0	1.9	1	1	0	0	0	0	4.9	0	4.9
Western Mich.	02/25/2023		21:52	3-6	.500	3-5	.600	0-0	.000	0	3	3	1.9	1	3	1	0	2	9	5.1	9	5.1
Ball St.	02/28/2023		02:11	0-0	.000	0-0	.000	0-0	.000	0	1	1	1.9	0	0	0	0	0	0	4.9	0	4.9
at Kent St.	03/03/2023		03:10	0-1	.000	0-1	.000	0-0	.000	0	0	0	1.8	0	0	0	0	0	0	4.7	0	4.7
<b>Totals</b>		<b>9</b>	<b>453:06</b>	<b>57-142</b>	<b>.401</b>	<b>22-62</b>	<b>.355</b>	<b>6-10</b>	<b>.600</b>	<b>8</b>	<b>46</b>	<b>54</b>	<b>1.8</b>	<b>43</b>	<b>52</b>	<b>41</b>	<b>4</b>	<b>25</b>	<b>142</b>	<b>4.7</b>		

## CAREER STATS

SEASON	TEAM	GP-GS	MIN/AVG	Field Goals		3-Point		F-Throws		Rebounds				Other				Scoring				
				FG-FGA	FG%	3FG-3FGA	3FG%	FT-FTA	FT%	OFF	DEF	TOT	AVG	PF	FO	A	TO	BLK	STL	PTS	AVG	
2022-23	UA	30-9	453/15.1	57-142	.401	22-62	.355	6-10	.600	8	46	54	1.8	43-0	52	41	4	25	142	4.7		
<b>TOTAL</b>		<b>30-9</b>	<b>453/15.1</b>	<b>57-142</b>	<b>.401</b>	<b>22-62</b>	<b>.355</b>	<b>6-10</b>	<b>.600</b>	<b>8</b>	<b>46</b>	<b>54</b>	<b>1.8</b>	<b>43-0</b>	<b>52</b>	<b>41</b>	<b>4</b>	<b>25</b>	<b>142</b>	<b>4.7</b>		

### Single Game Highs

Statistic	Value	
Points	21	vs Nevada 11/23/22
Rebounds	7	vs Maine 12/19/22
Assists	9	vs Eastern Mich. 01/13/23
Steals	4	vs Wright St. 12/14/22, at Buffalo 01/31/23
Blocks	1	4 times
FG Made	9	vs Nevada 11/23/22
FG Attempts	14	vs Wright St. 12/14/22
3FG Made	3	vs Muskingum 12/04/22, vs Western Mich. 02/25/23, vs Nevada 11/23/22
3FG Attempts	6	vs Muskingum 12/04/22
FT Made	2	vs Wright St. 12/14/22, vs LSU 11/22/22
FT Attempts	4	vs Wright St. 12/14/22



# 11 • SAMMY HUNTER • JR • F • NASSAU, BAHAMAS



## SEASON STATS

Opponent	Date	GS	MIN	Total		3-Pointers		Free throws		Rebounds				PF	A	TO	BLK	STL	PTS	AVG	
				FG-FGA	PCT	3FG-3FGA	PCT	FT-FTA	PCT	OFF	DEF	TOT	AVG								
South Dakota St.	11/07/2022	*	22:16	2-10	.200	0-6	.000	0-0	.000	1	3	4	4.0	1	0	1	0	0	4	4.0	
vs Mississippi St.	11/11/2022	*	23:40	2-8	.250	1-5	.200	0-1	.000	0	3	3	3.5	1	0	0	0	0	5	4.5	
Morgan St.	11/15/2022	*	15:30	2-6	.333	0-3	.000	0-1	.000	1	1	2	3.0	0	2	1	0	0	4	4.3	
vs Western Ky.	11/21/2022	*	18:39	3-8	.375	1-5	.200	0-0	.000	0	1	1	2.5	2	0	0	0	0	7	5.0	
vs LSU	11/22/2022	*	27:09	4-14	.286	3-11	.273	2-2	1.000	1	0	1	2.2	0	0	0	0	1	13	6.6	
vs Nevada	11/23/2022	*	11:45	0-4	.000	0-2	.000	0-0	.000	0	0	0	1.8	1	0	0	0	0	0	5.5	
at Marshall	11/30/2022		17:52	4-10	.400	1-3	.333	0-1	.000	1	5	6	2.4	1	1	0	0	0	9	6.0	
Muskingum	12/04/2022		18:50	4-8	.500	1-3	.333	0-0	.000	2	2	4	2.6	1	1	0	0	0	9	6.4	
Jackson St.	12/11/2022		15:54	1-5	.200	0-4	.000	2-2	1.000	2	1	3	2.7	2	2	0	0	0	4	6.1	
Wright St.	12/14/2022		16:35	5-8	.625	3-6	.500	0-0	.000	0	4	4	2.8	2	0	1	1	0	13	6.8	
Maine	12/19/2022		20:16	0-4	.000	0-3	.000	0-0	.000	0	2	2	2.7	1	2	1	0	0	0	6.2	
at Bradley	12/22/2022		18:19	2-9	.222	2-6	.333	2-2	1.000	1	1	2	2.7	0	0	0	0	0	8	6.3	
Concord	12/30/2022		18:08	2-5	.400	0-3	.000	0-0	.000	3	3	6	2.9	4	0	0	0	0	4	6.2	
NIU	01/03/2023	*	13:58	1-5	.200	1-5	.200	0-0	.000	0	1	1	2.8	2	0	1	0	0	3	5.9	
at Ball St.	01/06/2023	*	19:39	1-2	.500	1-2	.500	0-0	.000	3	0	3	2.8	5	0	0	0	0	3	5.7	
at Bowling Green	01/10/2023		25:03	7-9	.778	4-6	.667	1-1	1.000	2	1	3	2.8	1	0	2	1	1	19	6.6	
Eastern Mich.	01/13/2023	*	24:00	5-8	.625	3-6	.500	0-1	.000	2	2	4	2.9	1	1	1	0	1	13	6.9	
at Central Mich.	01/17/2023	*	16:24	4-5	.800	2-3	.667	2-4	.500	0	2	2	2.8	3	1	0	0	0	12	7.2	
at Western Mich.	01/21/2023	*	27:56	2-9	.222	2-8	.250	2-3	.667	0	3	3	2.8	3	0	0	0	0	8	7.3	
Miami (OH)	01/24/2023	*	17:59	3-6	.500	0-2	.000	0-0	.000	1	2	3	2.9	0	0	0	0	0	6	7.2	
Ohio	01/28/2023	*	21:16	3-4	.750	3-3	1.000	0-0	.000	0	0	0	2.7	1	0	1	0	0	9	7.3	
at Buffalo	01/31/2023	*	16:22	1-4	.250	0-2	.000	0-0	.000	0	2	2	2.7	1	2	1	0	0	2	7.0	
Kent St.	02/03/2023	*	17:50	2-5	.400	1-2	.500	0-0	.000	1	0	1	2.6	4	0	1	0	0	5	7.0	
Toledo	02/07/2023	*	20:19	3-8	.375	1-5	.200	0-0	.000	1	1	2	2.6	3	0	1	0	1	7	7.0	
at Ohio	02/10/2023	*	08:46	0-2	.000	0-2	.000	0-0	.000	0	2	2	2.6	3	0	1	0	0	0	6.7	
at Eastern Mich.	02/14/2023		14:07	4-7	.571	1-2	.500	0-0	.000	2	1	3	2.6	1	0	0	0	0	9	6.8	
Buffalo	02/18/2023		23:22	2-8	.250	1-5	.200	0-0	.000	1	0	1	2.5	0	2	0	1	0	5	6.7	
at Toledo	02/21/2023		21:59	4-9	.444	3-8	.375	0-0	.000	0	3	3	2.5	2	0	1	0	0	11	6.9	
Western Mich.	02/25/2023	*	24:08	2-7	.286	1-6	.167	0-0	.000	0	5	5	2.6	3	0	0	0	0	5	6.8	
Ball St.	02/28/2023	*	34:27	7-9	.778	6-8	.750	5-7	.714	2	4	6	2.7	2	0	0	0	1	25	7.4	
at Kent St.	03/03/2023	*	37:57	7-13	.538	5-11	.455	7-9	.778	1	1	2	2.7	1	0	0	0	0	26	8.0	
<b>Totals</b>			<b>20</b>	<b>630:25</b>	<b>89-219</b>	<b>.406</b>	<b>47-146</b>	<b>.322</b>	<b>23-34</b>	<b>.676</b>	<b>28</b>	<b>56</b>	<b>84</b>	<b>2.7</b>	<b>52</b>	<b>14</b>	<b>14</b>	<b>3</b>	<b>5</b>	<b>248</b>	<b>8.0</b>

## CAREER STATS

SEASON	TEAM	GP-GS	MIN/AVG	Field Goals		3-Point		F-Throws		Rebounds				Scoring						
				FG-FGA	FG%	3FG-3FGA	3FG%	FT-FTA	FT%	OFF	DEF	TOT	AVG	PF-FO	A	TO	BLK	STL	PTS	AVG
2019-20	OM	27-1	309/11.4	29-71	.408	1-8	.125	19-27	.704	14	23	37	1.4	47-0	11	15	4	6	78	2.9
2020-21	OM	25-0	198/7.9	20-42	.476	6-18	.333	10-16	.625	14	21	35	1.4	27-0	9	12	5	3	56	2.2
2021-22	OM	29-0	302/10.4	34-76	.447	5-25	.200	10-17	.588	19	15	34	1.2	43-0	4	12	5	6	83	2.9
2022-23	UA	31-20	630/20.3	89-219	.406	47-146	.322	23-34	.676	28	56	84	2.7	52-1	14	14	3	5	248	8.0
<b>TOTAL FOR UA</b>		<b>31-20</b>	<b>630/20.3</b>	<b>89-219</b>	<b>.406</b>	<b>47-146</b>	<b>.322</b>	<b>23-34</b>	<b>.676</b>	<b>28</b>	<b>56</b>	<b>84</b>	<b>2.7</b>	<b>52-1</b>	<b>14</b>	<b>14</b>	<b>3</b>	<b>5</b>	<b>248</b>	<b>8.0</b>
<b>TOTAL</b>		<b>112-21</b>	<b>1439/12.9</b>	<b>172-408</b>	<b>.422</b>	<b>59-197</b>	<b>.299</b>	<b>62-94</b>	<b>.660</b>	<b>75</b>	<b>115</b>	<b>190</b>	<b>1.7</b>	<b>169-1</b>	<b>38</b>	<b>53</b>	<b>17</b>	<b>20</b>	<b>465</b>	<b>4.2</b>

### Single Game Highs

Statistic	Value	
Points	26	at Kent St. 03/03/23
Rebounds	7	vs Louisiana Tech 03/19/21
Assists	2	11 times
Steals	3	vs Missouri 03/04/20
Blocks	3	vs Vanderbilt 02/29/20
FG Made	7	at Bowling Green 01/10/23, vs Ball St. 02/28/23, at Kent St. 03/03/23
FG Attempts	14	vs LSU 11/22/22
3FG Made	6	vs Ball St. 02/28/23
3FG Attempts	11	at Kent St. 03/03/23, vs LSU 11/22/22
FT Made	7	at Kent St. 03/03/23
FT Attempts	9	at Kent St. 03/03/23



# 12 • PAT MAYFIELD • FR • G • ELGIN, ILL.



## SEASON STATS

Opponent	Date	GS	MIN	Total		3-Pointers		Free throws		Rebounds				PF	A	TO	BLK	STL	PTS	AVG
				FG-FGA	PCT	3FG-3FGA	PCT	FT-FTA	PCT	OFF	DEF	TOT	AVG							
Muskingum	12/04/2022		05:04	0-1	.000	0-1	.000	0-0	.000	0	0	0	0.0	0	0	0	0	0	0	0.0
Maine	12/19/2022		01:13	1-1	1.000	0-0	.000	0-0	.000	0	1	1	0.5	0	0	0	0	0	2	1.0
at Bradley	12/22/2022		00:39	0-0	.000	0-0	.000	0-0	.000	0	0	0	0.3	0	0	0	0	1	0	0.7
Concord	12/30/2022		02:59	1-2	.500	0-1	.000	0-0	.000	0	3	3	1.0	0	0	0	0	0	2	1.0
NIU	01/03/2023		01:58	0-1	.000	0-0	.000	0-0	.000	0	1	1	1.0	0	0	0	1	0	0	0.8
Eastern Mich.	01/13/2023		04:48	0-1	.000	0-1	.000	1-2	.500	0	2	2	1.2	1	0	0	0	1	1	0.8
at Central Mich.	01/17/2023		01:25	0-0	.000	0-0	.000	0-0	.000	0	0	0	1.0	0	0	0	0	0	0	0.7
at Buffalo	01/31/2023		00:45	0-0	.000	0-0	.000	0-0	.000	0	0	0	0.9	0	0	0	0	0	0	0.6
<b>Totals</b>		<b>0</b>	<b>18:51</b>	<b>2-6</b>	<b>.333</b>	<b>0-3</b>	<b>.000</b>	<b>1-2</b>	<b>.500</b>	<b>0</b>	<b>7</b>	<b>7</b>	<b>0.9</b>	<b>1</b>	<b>0</b>	<b>0</b>	<b>1</b>	<b>2</b>	<b>5</b>	<b>0.6</b>

### Player Averages

Games Played	Minutes/game	Points/game	FG Pct	3FG Pct	FT Pct	Rebounds/game	Assists/game	Turnovers/game	Assist/Turnover ratio	Steals/game	Blocks/game
8	2.4	0.6	33.3	0.0	50.0	0.9	0.0	0.0	0.0	0.3	0.1

## CAREER STATS

SEASON	TEAM	GP-GS	MIN/AVG	Field Goals		3-Point		F-Throws		Rebounds				Scoring						
				FG-FGA	FG%	3FG-3FGA	3FG%	FT-FTA	FT%	OFF	DEF	TOT	AVG	PF	FO	A	TO	BLK	STL	PTS
2022-23	UA	8-0	19/2.4	2-6	.333	0-3	.000	1-2	.500	0	7	7	0.9	1-0	0	0	1	2	5	0.6
<b>TOTAL</b>		<b>8-0</b>	<b>19/2.4</b>	<b>2-6</b>	<b>.333</b>	<b>0-3</b>	<b>.000</b>	<b>1-2</b>	<b>.500</b>	<b>0</b>	<b>7</b>	<b>7</b>	<b>0.9</b>	<b>1-0</b>	<b>0</b>	<b>0</b>	<b>1</b>	<b>2</b>	<b>5</b>	<b>0.6</b>

### Single Game Highs

Statistic	Value
Points	2 vs Maine 12/19/22, vs Concord 12/30/22
Rebounds	3 vs Concord 12/30/22
Steals	1 at Bradley 12/22/22, vs Eastern Mich. 01/13/23
Blocks	1 vs NIU 01/03/23
FG Made	1 vs Maine 12/19/22, vs Concord 12/30/22
FG Attempts	2 vs Concord 12/30/22
3FG Attempts	1 vs Muskingum 12/04/22, vs Concord 12/30/22, vs Eastern Mich. 01/13/23
FT Made	1 vs Eastern Mich. 01/13/23



# 13 • XAVIER CASTANEDA • JR • G • CHICAGO, ILL.



## SEASON STATS

Opponent	Date	GS	MIN	Total		3-Pointers		Free throws		Rebounds				PF	A	TO	BLK	STL	PTS	AVG
				FG-FGA	PCT	3FG-3FGA	PCT	FT-FTA	PCT	OFF	DEF	TOT	AVG							
South Dakota St.	11/07/2022	*	41:22	9-14	.643	8-12	.667	5-5	1.000	0	1	1	1.0	0	7	2	0	2	31	31.0
vs Mississippi St.	11/11/2022	*	35:18	5-14	.357	3-10	.300	7-10	.700	1	3	4	2.5	2	6	2	0	3	20	25.5
Morgan St.	11/15/2022	*	35:42	2-10	.200	2-8	.250	10-13	.769	0	6	6	3.7	2	2	2	0	2	16	22.3
vs Western Ky.	11/21/2022	*	36:39	6-12	.500	1-4	.250	3-3	1.000	0	4	4	3.8	3	3	2	0	0	16	20.8
vs LSU	11/22/2022	*	36:06	6-16	.375	4-9	.444	12-16	.750	1	5	6	4.2	0	4	3	0	1	28	22.2
vs Nevada	11/23/2022	*	31:01	2-10	.200	2-9	.222	5-7	.714	0	3	3	4.0	2	1	1	0	0	11	20.3
at Marshall	11/30/2022	*	29:41	1-13	.077	1-9	.111	1-4	.250	1	4	5	4.1	2	3	1	0	0	4	18.0
Muskingum	12/04/2022	*	20:56	6-11	.545	5-8	.625	0-0	.000	0	5	5	4.3	0	0	1	1	0	17	17.9
Jackson St.	12/11/2022	*	30:19	5-8	.625	2-4	.500	11-13	.846	1	3	4	4.2	0	2	1	0	1	23	18.4
Wright St.	12/14/2022	*	34:12	5-10	.500	2-6	.333	7-8	.875	0	6	6	4.4	1	3	3	0	2	19	18.5
Maine	12/19/2022	*	28:37	11-15	.733	7-8	.875	4-4	1.000	1	3	4	4.4	0	3	3	0	2	33	19.8
at Bradley	12/22/2022	*	31:02	3-16	.188	3-8	.375	10-11	.909	2	4	6	4.5	0	2	3	0	0	19	19.8
Concord	12/30/2022	*	31:46	3-12	.250	3-9	.333	8-9	.889	1	4	5	4.5	0	3	0	0	1	17	19.5
at Bowling Green	01/10/2023	*	36:39	6-16	.375	3-8	.375	1-1	1.000	0	1	1	4.3	1	5	3	0	2	16	19.3
Eastern Mich.	01/13/2023	*	27:01	5-12	.417	2-9	.222	11-12	.917	1	5	6	4.4	0	5	1	0	0	23	19.5
at Central Mich.	01/17/2023	*	31:30	3-7	.429	1-4	.250	6-9	.667	0	4	4	4.4	3	5	2	0	1	13	19.1
at Western Mich.	01/21/2023	*	36:44	11-25	.440	4-16	.250	6-7	.857	2	5	7	4.5	4	1	1	0	3	32	19.9
Miami (OH)	01/24/2023	*	35:46	8-16	.500	6-13	.462	10-11	.909	1	3	4	4.5	3	2	4	0	0	32	20.6
Ohio	01/28/2023	*	36:05	2-11	.182	2-8	.250	10-11	.909	1	4	5	4.5	1	1	0	0	2	16	20.3
at Buffalo	01/31/2023	*	35:32	10-12	.833	7-8	.875	5-6	.833	2	1	3	4.5	3	1	5	1	0	32	20.9
Kent St.	02/03/2023	*	36:29	6-14	.429	5-9	.556	7-9	.778	0	3	3	4.4	1	0	2	0	1	24	21.0
Toledo	02/07/2023	*	38:28	6-18	.333	3-11	.273	8-8	1.000	1	3	4	4.4	2	1	2	0	2	23	21.1
at Ohio	02/10/2023	*	36:55	10-15	.667	6-10	.600	8-9	.889	0	2	2	4.3	4	1	2	0	1	34	21.7
at Eastern Mich.	02/14/2023	*	31:00	5-14	.357	3-11	.273	3-3	1.000	2	2	4	4.3	2	4	2	0	0	16	21.5
Buffalo	02/18/2023	*	29:47	7-13	.538	5-9	.556	11-12	.917	2	4	6	4.3	2	3	5	0	1	30	21.8
at Toledo	02/21/2023	*	27:20	4-11	.364	1-5	.200	3-4	.750	1	3	4	4.3	3	4	2	0	0	12	21.4
Western Mich.	02/25/2023	*	31:27	6-15	.400	5-11	.455	6-6	1.000	0	4	4	4.3	0	5	0	1	0	23	21.5
Ball St.	02/28/2023	*	37:59	7-18	.389	5-14	.357	10-10	1.000	2	1	3	4.3	1	1	3	0	1	29	21.8
at Kent St.	03/03/2023	*	41:51	2-13	.154	1-10	.100	8-9	.889	1	3	4	4.2	4	5	5	0	1	13	21.4
<b>Totals</b>		<b>29</b>	<b>973:14</b>	<b>162-391</b>	<b>.414</b>	<b>102-260</b>	<b>.392</b>	<b>196-230</b>	<b>.852</b>	<b>24</b>	<b>99</b>	<b>123</b>	<b>4.2</b>	<b>46</b>	<b>83</b>	<b>63</b>	<b>3</b>	<b>29</b>	<b>622</b>	<b>21.4</b>

## CAREER STATS

SEASON	TEAM	GP-GS	MIN/AVG	Field Goals		3-Point		F-Throws		Rebounds				Scoring						
				FG-FGA	FG%	3FG-3FGA	3FG%	FT-FTA	FT%	OFF	DEF	TOT	AVG	PF-FO	A	TO	BLK	STL	PTS	AVG
2018-19	USF	38-3	710/18.7	47-141	.333	17-53	.321	53-76	.697	18	42	60	1.6	57-0	65	59	1	19	164	4.3
2019-20	USF	31-15	792/25.5	52-157	.331	25-80	.313	31-46	.674	6	64	70	2.3	53-0	54	53	2	31	160	5.2
2020-21	USF	20-5	475/23.8	54-150	.360	24-62	.387	37-42	.881	4	42	46	2.3	30-0	52	34	2	9	169	8.5
2021-22	UA	34-34	1089/32.0	140-344	.407	75-201	.373	107-130	.823	23	101	124	3.6	59-2	78	50	3	31	462	13.6
2022-23	UA	29-29	973/33.6	162-391	.414	102-260	.392	196-230	.852	24	99	123	4.2	46-0	83	63	3	29	622	21.4
<b>TOTAL FOR UA</b>	<b>63-63</b>	<b>2062/32.7</b>	<b>302-735</b>	<b>.411</b>	<b>177-461</b>	<b>.384</b>	<b>303-360</b>	<b>.842</b>	<b>47</b>	<b>200</b>	<b>247</b>	<b>3.9</b>	<b>105-2</b>	<b>161</b>	<b>113</b>	<b>6</b>	<b>60</b>	<b>1084</b>	<b>17.2</b>	
<b>TOTAL</b>	<b>152-86</b>	<b>4040/26.6</b>	<b>455-1183</b>	<b>.385</b>	<b>243-656</b>	<b>.370</b>	<b>424-524</b>	<b>.809</b>	<b>75</b>	<b>348</b>	<b>423</b>	<b>2.8</b>	<b>245-2</b>	<b>332</b>	<b>259</b>	<b>11</b>	<b>119</b>	<b>1577</b>	<b>10.4</b>	

### Single Game Highs

Statistic	Value	
Points	34	at Ohio 02/10/23
Rebounds	7	4 times
Assists	7	vs South Dakota St. 11/07/22
Steals	5	vs Kent St. 03/12/22
Blocks	1	11 times
FG Made	11	vs Maine 12/19/22, at Western Mich. 01/21/23
FG Attempts	25	at Western Mich. 01/21/23
3FG Made	8	vs South Dakota St. 11/07/22
3FG Attempts	16	at Western Mich. 01/21/23
FT Made	12	vs LSU 11/22/22
FT Attempts	16	vs LSU 11/22/22



# 20 • EVAN WILSON • FR • G • NOBLESVILLE, IND.



## SEASON STATS

Opponent	Date	GS	MIN	Total		3-Pointers		Free throws		Rebounds				Other								
				FG-FGA	PCT	3FG-3FGA	PCT	FT-FTA	PCT	OFF	DEF	TOT	AVG	PF	A	TO	BLK	STL	PTS	AVG		
vs Mississippi St.	11/11/2022		00:41	0-0	.000	0-0	.000	0-0	.000	0	0	0	0.0	0	0	0	0	0	0	0	0	0
Muskingum	12/04/2022		08:01	1-5	.200	1-4	.250	0-2	.000	0	0	0	0.0	2	0	1	0	1	3	1.5		
Maine	12/19/2022		03:23	0-0	.000	0-0	.000	0-0	.000	0	1	1	0.3	1	2	0	0	1	0	1.0		
at Bradley	12/22/2022		00:39	0-0	.000	0-0	.000	0-0	.000	0	0	0	0.3	0	0	0	0	0	0	0.8		
Concord	12/30/2022		04:09	1-1	1.000	1-1	1.000	0-0	.000	0	0	0	0.2	1	1	1	0	0	3	1.2		
NIU	01/03/2023		02:20	1-1	1.000	1-1	1.000	0-0	.000	0	0	0	0.2	0	0	0	0	0	3	1.5		
Eastern Mich.	01/13/2023		06:23	1-2	.500	1-2	.500	0-0	.000	0	0	0	0.1	0	0	0	0	0	3	1.7		
at Central Mich.	01/17/2023		01:25	0-1	.000	0-0	.000	0-0	.000	0	0	0	0.1	0	0	0	0	0	1.5			
at Buffalo	01/31/2023		00:45	0-0	.000	0-0	.000	0-0	.000	0	0	0	0.1	0	0	0	0	0	1.3			
at Eastern Mich.	02/14/2023		01:24	0-0	.000	0-0	.000	0-0	.000	0	0	0	0.1	0	0	1	0	0	1.2			
Buffalo	02/18/2023		01:48	0-1	.000	0-1	.000	0-0	.000	0	0	0	0.1	0	0	0	0	0	1.1			
Western Mich.	02/25/2023		01:30	0-0	.000	0-0	.000	0-0	.000	0	0	0	0.1	0	0	0	0	0	1.0			
<b>Totals</b>		<b>0</b>	<b>32:28</b>	<b>4-11</b>	<b>.364</b>	<b>4-9</b>	<b>.444</b>	<b>0-2</b>	<b>.000</b>	<b>0</b>	<b>1</b>	<b>1</b>	<b>0.1</b>	<b>4</b>	<b>3</b>	<b>3</b>	<b>0</b>	<b>2</b>	<b>12</b>	<b>1.0</b>		

### Player Averages

Games Played	Minutes/game	Points/game	FG Pct	3FG Pct	FT Pct	Rebounds/game	Assists/game	Turnovers/game	Assist/Turnover ratio	Steals/game	Blocks/game
12	2.7	1.0	36.4	44.4	0.0	0.1	0.3	0.3	1.0	0.2	0.0

## CAREER STATS

SEASON	TEAM	GP-GS	MIN/AVG	Field Goals		3-Point		F-Throws		Rebounds				Scoring						
				FG-FGA	FG%	3FG-3FGA	3FG%	FT-FTA	FT%	OFF	DEF	TOT	AVG	PF-FO	A	TO	BLK	STL	PTS	AVG
2021-22	UA	6-0	14/2.4	1-4	.250	0-3	.000	0-0	.000	0	0	0	0.0	1-0	2	0	0	1	2	0.3
2022-23	UA	12-0	32/2.7	4-11	.364	4-9	.444	0-2	.000	0	1	1	0.1	4-0	3	3	0	2	12	1.0
<b>TOTAL</b>		<b>18-0</b>	<b>47/2.6</b>	<b>5-15</b>	<b>.333</b>	<b>4-12</b>	<b>.333</b>	<b>0-2</b>	<b>.000</b>	<b>0</b>	<b>1</b>	<b>1</b>	<b>0.1</b>	<b>5-0</b>	<b>5</b>	<b>3</b>	<b>0</b>	<b>3</b>	<b>14</b>	<b>0.8</b>

### Single Game Highs

Statistic	Value
Points	3 4 times
Rebounds	1 vs Maine 12/19/22
Assists	2 vs Maine 12/19/22
Steals	1 vs Wheeling 11/18/21, vs Muskingum 12/04/22, vs Maine 12/19/22
FG Made	1 5 times
FG Attempts	5 vs Muskingum 12/04/22
3FG Made	1 4 times
3FG Attempts	4 vs Muskingum 12/04/22
FT Attempts	2 vs Muskingum 12/04/22



# 22 · MIKAL DAWSON · JR · W · HUNTINGTON, W.VA.



## SEASON STATS

Opponent	Date	GS	MIN	Total		3-Pointers		Free throws		Rebounds				PF	A	TO	BLK	STL	PTS	AVG	
				FG-FGA	PCT	3FG-3FGA	PCT	FT-FTA	PCT	OFF	DEF	TOT	AVG								
at Ohio St.	11/09/2021		10:03	1-5	.200	0-3	.000	0-1	.000	1	1	2	2.0	2	0	2	0	0	2	2.0	
Point Park	11/13/2021		20:24	4-8	.500	4-8	.500	0-0	.000	1	1	2	2.0	3	2	1	0	1	12	7.0	
Wheeling	11/18/2021		20:51	2-4	.500	1-3	.333	0-2	.000	1	2	3	2.3	1	1	2	0	1	5	6.3	
vs Fordham	11/22/2021		16:59	0-1	.000	0-0	.000	0-0	.000	1	1	2	2.3	2	2	0	0	2	0	4.8	
vs App State	11/23/2021		14:13	3-7	.429	2-6	.333	0-0	.000	0	3	3	2.4	2	0	0	0	1	8	5.4	
vs Evansville	11/24/2021		24:26	1-3	.333	1-2	.500	0-0	.000	2	2	4	2.7	2	1	1	0	1	3	5.0	
Marshall	12/01/2021		28:20	0-2	.000	0-1	.000	0-0	.000	3	1	4	2.9	2	1	0	0	0	0	4.3	
Southern U.	12/04/2021		22:49	2-6	.333	2-6	.333	1-2	.500	2	3	5	3.1	4	1	2	0	2	7	4.6	
Florida A&M	12/12/2021		10:18	0-2	.000	0-2	.000	0-0	.000	0	1	1	2.9	3	0	0	0	0	0	4.1	
at Wright St.	12/15/2021		28:14	1-5	.200	1-5	.200	0-0	.000	0	1	1	2.7	2	1	0	0	1	3	4.0	
Buffalo	01/01/2022		27:32	3-6	.500	3-6	.500	0-0	.000	1	3	4	2.8	0	0	0	0	1	9	4.5	
Ohio	01/04/2022		34:35	4-11	.364	4-9	.444	2-2	1.000	0	3	3	2.8	1	2	0	0	1	14	5.3	
Ball St.	01/11/2022		21:51	4-6	.667	2-4	.500	0-1	.000	2	2	4	2.9	4	0	2	1	0	10	5.6	
at Kent St.	01/14/2022		21:27	0-2	.000	0-2	.000	0-0	.000	0	0	0	2.7	2	0	1	0	0	0	5.2	
Western Mich.	01/18/2022		22:41	3-7	.429	3-6	.500	0-0	.000	1	2	3	2.7	2	1	1	0	1	9	5.5	
at Bowling Green	01/20/2022		26:11	1-4	.250	1-4	.250	0-0	.000	1	2	3	2.8	1	0	0	0	0	3	5.3	
Eastern Mich.	01/22/2022		17:39	0-2	.000	0-2	.000	0-0	.000	0	2	2	2.7	1	0	2	0	0	0	5.0	
at Central Mich.	01/25/2022		20:11	0-1	.000	0-1	.000	0-0	.000	2	1	3	2.7	1	1	0	0	0	0	4.7	
at Toledo	01/28/2022		27:42	4-9	.444	3-8	.375	3-3	1.000	3	4	7	2.9	2	0	1	0	0	14	5.2	
Miami (OH)	02/04/2022		26:16	0-4	.000	0-4	.000	2-2	1.000	2	3	5	3.1	1	1	0	0	0	2	5.1	
at Miami (OH)	02/06/2022		17:50	0-1	.000	0-1	.000	1-2	.500	1	0	1	3.0	2	2	0	0	2	1	4.9	
at NIU	02/08/2022		23:54	2-5	.400	2-4	.500	0-0	.000	1	2	3	3.0	2	1	1	0	0	6	4.9	
Kent St.	02/11/2022		19:52	1-3	.333	1-3	.333	1-2	.500	1	2	3	3.0	1	1	1	0	1	4	4.9	
at Western Mich.	02/15/2022		21:22	1-2	.500	1-2	.500	0-0	.000	0	3	3	3.0	1	1	2	0	0	3	4.8	
NIU	02/17/2022	*	22:10	2-5	.400	1-4	.250	2-2	1.000	0	0	0	2.8	3	0	1	0	3	7	4.9	
at Eastern Mich.	02/19/2022	*	23:32	1-4	.250	1-4	.250	0-0	.000	0	3	3	2.8	1	1	0	0	2	3	4.8	
Bowling Green	02/22/2022	*	27:28	4-7	.571	4-7	.571	5-6	.833	0	4	4	2.9	3	0	0	0	2	17	5.3	
at Ohio	02/25/2022	*	37:17	5-8	.625	1-4	.250	4-4	1.000	1	4	5	3.0	2	2	2	0	2	15	5.6	
at Ball St.	03/01/2022	*	34:12	4-9	.444	3-8	.375	0-0	.000	1	3	4	3.0	2	1	0	0	4	11	5.8	
Central Mich.	03/04/2022	*	32:27	1-5	.200	1-4	.250	2-4	.500	3	5	8	3.2	1	2	1	0	1	5	5.8	
vs Buffalo	03/10/2022	*	33:38	5-9	.556	3-4	.750	1-2	.500	2	2	4	3.2	1	1	1	0	1	14	6.0	
vs Toledo	03/11/2022	*	28:19	3-6	.500	3-6	.500	0-0	.000	0	5	5	3.3	3	0	0	1	0	9	6.1	
vs Kent St.	03/12/2022	*	28:38	1-2	.500	1-1	1.000	0-0	.000	2	3	5	3.3	0	1	0	0	3	3	6.0	
vs UCLA	03/17/2022	*	31:27	1-4	.250	0-2	.000	0-0	.000	3	2	5	3.4	1	1	1	0	1	2	5.9	
<b>Totals</b>			<b>10</b>	<b>824:47</b>	<b>64-165</b>	<b>.388</b>	<b>49-136</b>	<b>.360</b>	<b>24-35</b>	<b>.686</b>	<b>38</b>	<b>76</b>	<b>114</b>	<b>3.4</b>	<b>61</b>	<b>28</b>	<b>25</b>	<b>2</b>	<b>34</b>	<b>201</b>	<b>5.9</b>

## CAREER STATS


SEASON	TEAM	GP-GS	MIN/AVG	Field Goals		3-Point		F-Throws		Rebounds				Scoring						
				FG-FGA	FG%	3FG-3FGA	3FG%	FT-FTA	FT%	OFF	DEF	TOT	AVG	PF-FO	A	TO	BLK	STL	PTS	AVG
2019-20	UA	17-0	75/4.4	2-12	.167	0-7	.000	2-4	.500	7	9	16	0.9	9-0	1	6	1	1	6	0.4
2020-21	UA	23-0	305/13.3	34-81	.420	20-62	.323	10-13	.769	19	31	50	2.2	25-0	14	9	0	10	98	4.3
2021-22	UA	34-10	825/24.3	64-165	.388	49-136	.360	24-35	.686	38	76	114	3.4	61-0	28	25	2	34	201	5.9
<b>TOTAL</b>		<b>74-10</b>	<b>1205/16.3</b>	<b>100-258</b>	<b>.388</b>	<b>69-205</b>	<b>.337</b>	<b>36-52</b>	<b>.692</b>	<b>64</b>	<b>116</b>	<b>180</b>	<b>2.4</b>	<b>95-0</b>	<b>43</b>	<b>40</b>	<b>3</b>	<b>45</b>	<b>305</b>	<b>4.1</b>

### Single Game Highs

Statistic	Value	
Points	17	vs Bowling Green 02/22/22
Rebounds	8	vs Central Mich. 03/04/22
Assists	2	9 times
Steals	4	at Ball St. 03/01/22
Blocks	1	at Bowling Green 02/25/20, vs Ball St. 01/11/22, vs Toledo 03/11/22
FG Made	5	at Western Mich. 01/23/21, at Ohio 02/25/22, vs Buffalo 03/10/22
FG Attempts	11	vs Ohio 01/04/22
3FG Made	4	vs Point Park 11/13/21, vs Ohio 01/04/22, vs Bowling Green 02/22/22
3FG Attempts	9	vs Cedarville 12/12/20, vs Ohio 01/04/22
FT Made	5	vs Bowling Green 02/22/22
FT Attempts	6	vs Bowling Green 02/22/22



# 25 • ENRIQUE FREEMAN • JR • F • CLEVELAND, OHIO



## SEASON STATS

Opponent	Date	GS	MIN	Total		3-Pointers		Free throws		Rebounds				PF	A	TO	BLK	STL	PTS	
				FG-FGA	PCT	3FG-3FGA	PCT	FT-FTA	PCT	OFF	DEF	TOT	AVG						PTS	AVG
South Dakota St.	11/07/2022	*	34:07	10-15	.667	0-0	.000	3-4	.750	5	9	14	14.0	4	6	3	1	0	23	23.0
vs Mississippi St.	11/11/2022	*	27:33	3-5	.600	0-0	.000	3-4	.750	1	2	3	8.5	3	0	2	0	2	9	16.0
Morgan St.	11/15/2022	*	34:30	7-13	.538	0-0	.000	3-6	.500	7	6	13	10.0	2	2	3	3	1	17	16.3
vs Western Ky.	11/21/2022	*	35:18	7-8	.875	0-1	.000	4-8	.500	3	8	11	10.3	2	3	2	0	0	18	16.8
vs LSU	11/22/2022	*	33:60	1-6	.167	0-0	.000	1-4	.250	5	5	10	10.2	1	2	1	1	0	3	14.0
vs Nevada	11/23/2022	*	35:27	4-11	.364	0-0	.000	1-3	.333	2	7	9	10.0	3	2	2	1	0	9	13.2
at Marshall	11/30/2022	*	28:17	4-12	.333	0-0	.000	2-4	.500	4	10	14	10.6	4	2	2	0	1	10	12.7
Muskingum	12/04/2022	*	22:46	3-3	1.000	0-0	.000	2-4	.500	1	3	4	9.8	0	2	2	1	2	8	12.1
Jackson St.	12/11/2022	*	33:48	7-7	1.000	0-0	.000	3-4	.750	1	8	9	9.7	0	5	0	3	1	17	12.7
Wright St.	12/14/2022	*	24:04	4-9	.444	0-0	.000	0-0	.000	5	10	15	10.2	4	2	3	0	0	8	12.2
Maine	12/19/2022	*	24:17	7-12	.583	0-0	.000	0-0	.000	2	6	8	10.0	0	2	3	1	0	14	12.4
at Bradley	12/22/2022	*	31:02	5-12	.417	0-0	.000	1-3	.333	5	5	10	10.0	1	0	4	0	2	11	12.3
Concord	12/30/2022	*	24:11	7-8	.875	0-0	.000	4-10	.400	3	7	10	10.0	3	2	2	2	0	18	12.7
NIU	01/03/2023	*	30:32	10-18	.556	0-0	.000	7-10	.700	4	11	15	10.4	1	2	3	0	3	27	13.7
at Ball St.	01/06/2023	*	33:44	9-13	.692	0-0	.000	5-6	.833	5	9	14	10.6	4	1	4	2	2	23	14.3
at Bowling Green	01/10/2023	*	33:17	6-11	.545	0-1	.000	9-10	.900	3	13	16	10.9	2	1	1	1	0	21	14.8
Eastern Mich.	01/13/2023	*	20:34	5-7	.714	0-0	.000	10-11	.909	3	6	9	10.8	2	1	2	1	0	20	15.1
at Central Mich.	01/17/2023	*	22:52	2-4	.500	0-0	.000	4-6	.667	2	7	9	10.7	5	0	2	1	1	8	14.7
at Western Mich.	01/21/2023	*	36:00	3-7	.429	0-0	.000	0-0	.000	4	7	11	10.7	2	2	0	3	1	6	14.2
Miami (OH)	01/24/2023	*	24:10	5-7	.714	0-0	.000	3-4	.750	3	5	8	10.6	5	2	2	1	0	13	14.2
Ohio	01/28/2023	*	37:46	14-18	.778	0-0	.000	4-9	.444	4	11	15	10.8	1	2	3	0	0	32	15.0
at Buffalo	01/31/2023	*	36:26	9-15	.600	0-0	.000	0-2	.000	1	8	9	10.7	2	2	2	2	0	18	15.1
Kent St.	02/03/2023	*	37:01	4-6	.667	1-1	1.000	10-12	.833	3	14	17	11.0	1	3	2	3	0	19	15.3
Toledo	02/07/2023	*	28:29	5-11	.455	0-0	.000	0-1	.000	4	8	12	11.0	4	3	2	0	0	10	15.1
at Ohio	02/10/2023	*	36:09	10-16	.625	0-0	.000	1-6	.167	7	5	12	11.1	0	1	3	3	0	21	15.3
at Eastern Mich.	02/14/2023	*	29:11	9-11	.818	0-0	.000	4-7	.571	4	11	15	11.2	3	1	1	1	0	22	15.6
Buffalo	02/18/2023	*	30:22	7-13	.538	0-0	.000	7-9	.778	2	8	10	11.2	2	4	2	2	1	21	15.8
at Toledo	02/21/2023	*	32:35	7-9	.778	0-0	.000	4-8	.500	2	7	9	11.1	0	0	1	0	1	18	15.9
Western Mich.	02/25/2023	*	31:02	7-9	.778	0-0	.000	3-6	.500	1	9	10	11.1	2	3	3	1	0	17	15.9
Ball St.	02/28/2023	*	35:57	10-16	.625	0-0	.000	4-6	.667	3	9	12	11.1	2	2	3	0	1	24	16.2
at Kent St.	03/03/2023	*	42:46	10-18	.556	0-0	.000	5-8	.625	2	10	12	11.1	3	2	1	1	0	25	16.5
<b>Totals</b>		<b>31</b>	<b>968:12</b>	<b>201-330</b>	<b>.609</b>	<b>1-3</b>	<b>.333</b>	<b>107-175</b>	<b>.611</b>	<b>101</b>	<b>244</b>	<b>345</b>	<b>11.1</b>	<b>68</b>	<b>62</b>	<b>66</b>	<b>35</b>	<b>19</b>	<b>510</b>	<b>16.5</b>

## CAREER STATS

SEASON	TEAM	GP-GS	MIN/AVG	Field Goals		3-Point		F-Throws		Rebounds				Scoring						
				FG-FGA	FG%	3FG-3FGA	3FG%	FT-FTA	FT%	OFF	DEF	TOT	AVG	PF-FO	A	TO	BLK	STL	PTS	AVG
2019-20	UA	7-0	13/1.9	1-1	1.000	0-0	.000	3-4	.750	1	3	4	0.6	1-0	0	0	1	0	5	0.7
2020-21	UA	23-20	517/22.5	77-104	.740	0-0	.000	27-41	.659	65	146	211	9.2	58-0	7	34	44	12	181	7.9
2021-22	UA	34-34	981/28.8	175-263	.665	0-3	.000	100-154	.649	111	256	367	10.8	100-4	46	64	41	16	450	13.2
2022-23	UA	31-31	968/31.2	201-330	.609	1-3	.333	107-175	.611	101	244	345	11.1	68-2	62	66	35	19	510	16.5
<b>TOTAL</b>		<b>95-85</b>	<b>2479/26.1</b>	<b>454-698</b>	<b>.650</b>	<b>1-6</b>	<b>.167</b>	<b>237-374</b>	<b>.634</b>	<b>278</b>	<b>649</b>	<b>927</b>	<b>9.8</b>	<b>227-6</b>	<b>115</b>	<b>164</b>	<b>121</b>	<b>47</b>	<b>1146</b>	<b>12.1</b>

### Single Game Highs

Statistic	Value	
Points	32	vs Ohio 01/28/23
Rebounds	21	vs Malone 12/19/20
Assists	6	vs South Dakota St. 11/07/22
Steals	3	vs NIU 01/03/23
Blocks	5	at Central Mich. 01/25/22, at Western Mich. 02/15/22
FG Made	14	vs Ohio 01/28/23
FG Attempts	18	vs NIU 01/03/23, vs Ohio 01/28/23, at Kent St. 03/03/23
3FG Made	1	vs Kent St. 02/03/23
3FG Attempts	1	6 times
FT Made	10	vs Eastern Mich. 01/13/23, vs Kent St. 02/03/23
FT Attempts	12	vs Marshall 12/01/21, vs Kent St. 02/03/23



# 34 • NATE JOHNSON • FR • F • LIBERTY TWP, OHIO



## SEASON STATS

Opponent	Date	GS	MIN	Total		3-Pointers		Free throws		Rebounds				PF	A	TO	BLK	STL	PTS	AVG
				FG-FGA	PCT	3FG-3FGA	PCT	FT-FTA	PCT	OFF	DEF	TOT	AVG							
South Dakota St.	11/07/2022		25:09	3-4	.750	1-2	.500	0-0	.000	0	2	2	2.0	2	1	0	1	1	7	7.0
vs Mississippi St.	11/11/2022		18:51	0-2	.000	0-2	.000	0-0	.000	0	1	1	1.5	1	0	0	0	0	0	3.5
Morgan St.	11/15/2022		21:20	4-6	.667	2-2	1.000	1-2	.500	1	1	2	1.7	2	1	1	0	2	11	6.0
vs Western Ky.	11/21/2022		29:08	3-3	1.000	3-3	1.000	0-0	.000	2	3	5	2.5	2	1	2	0	1	9	6.8
vs LSU	11/22/2022		20:20	0-2	.000	0-0	.000	0-0	.000	5	2	7	3.4	0	0	2	0	0	0	5.4
vs Nevada	11/23/2022		19:18	1-3	.333	0-1	.000	0-0	.000	0	3	3	3.3	4	0	1	0	2	2	4.8
at Marshall	11/30/2022	*	23:59	0-4	.000	0-1	.000	0-0	.000	2	3	5	3.6	1	0	2	0	0	0	4.1
Muskingum	12/04/2022		13:28	4-6	.667	1-2	.500	0-0	.000	1	2	3	3.5	2	0	1	0	0	9	4.8
Jackson St.	12/11/2022		11:27	0-3	.000	0-2	.000	0-0	.000	0	1	1	3.2	0	1	1	0	1	0	4.2
Wright St.	12/14/2022		12:38	0-1	.000	0-0	.000	0-0	.000	0	3	3	3.2	0	1	2	0	1	0	3.8
Maine	12/19/2022		17:36	0-1	.000	0-0	.000	1-2	.500	1	0	1	3.0	2	1	0	0	1	1	3.5
at Bradley	12/22/2022		15:26	0-2	.000	0-1	.000	0-0	.000	0	3	3	3.0	0	0	2	0	0	0	3.3
Concord	12/30/2022		15:48	4-6	.667	1-2	.500	0-0	.000	0	1	1	2.8	1	0	1	0	4	9	3.7
NIU	01/03/2023		29:53	3-6	.500	1-2	.500	1-2	.500	1	1	2	2.8	1	0	0	0	0	8	4.0
at Ball St.	01/06/2023		17:21	2-3	.667	0-0	.000	2-2	1.000	0	1	1	2.7	5	1	1	0	0	6	4.1
at Bowling Green	01/10/2023		15:16	0-1	.000	0-0	.000	2-2	1.000	1	3	4	2.8	4	1	0	0	0	2	4.0
Eastern Mich.	01/13/2023		13:50	2-4	.500	0-2	.000	0-0	.000	1	4	5	2.9	2	2	0	0	0	4	4.0
at Central Mich.	01/17/2023		21:28	2-5	.400	1-4	.250	0-0	.000	1	2	3	2.9	0	1	2	0	3	5	4.1
at Western Mich.	01/21/2023		11:01	1-2	.500	1-1	1.000	0-0	.000	0	0	0	2.7	1	0	0	0	0	3	4.0
Miami (OH)	01/24/2023		17:50	1-3	.333	0-1	.000	0-0	.000	2	2	4	2.8	2	2	0	0	0	2	3.9
Ohio	01/28/2023		22:25	1-1	1.000	1-1	1.000	0-0	.000	1	3	4	2.9	0	3	2	0	1	3	3.9
at Buffalo	01/31/2023		19:25	4-5	.800	2-2	1.000	0-0	.000	2	4	6	3.0	2	1	3	0	0	10	4.1
Kent St.	02/03/2023		18:52	0-1	.000	0-1	.000	1-2	.500	0	0	0	2.9	2	1	0	0	2	1	4.0
Toledo	02/07/2023		13:22	0-1	.000	0-0	.000	0-0	.000	0	0	0	2.8	2	0	1	0	0	0	3.8
at Ohio	02/10/2023		27:41	2-4	.500	1-2	.500	0-0	.000	1	4	5	2.8	2	2	3	0	2	5	3.9
at Eastern Mich.	02/14/2023	*	31:08	5-11	.455	3-6	.500	0-0	.000	3	4	7	3.0	1	2	0	0	1	13	4.2
Buffalo	02/18/2023	*	26:38	5-6	.833	1-1	1.000	0-0	.000	0	2	2	3.0	2	0	0	0	1	11	4.5
at Toledo	02/21/2023	*	28:44	2-5	.400	0-2	.000	0-0	.000	2	6	8	3.1	1	2	2	0	2	4	4.5
Western Mich.	02/25/2023	*	30:17	6-8	.750	1-3	.333	0-1	.000	2	1	3	3.1	3	2	0	0	4	13	4.8
Ball St.	02/28/2023		21:24	0-2	.000	0-2	.000	2-2	1.000	0	0	0	3.0	1	2	0	0	2	2	4.7
at Kent St.	03/03/2023		18:12	2-2	1.000	0-0	.000	0-0	.000	0	3	3	3.0	1	0	0	0	3	4	4.6

## CAREER STATS

		Field Goals		3-Point		F-Throws		Rebounds				Scoring									
SEASON	TEAM	GP-GS	MIN/AVG	FG-FGA	FG%	3FG-3FGA	3FG%	FT-FTA	FT%	OFF	DEF	TOT	AVG	PF	FO	A	TO	BLK	STL	PTS	AVG
2022-23	UA	31-5	629/20.3	57-113	.504	20-48	.417	10-15	.667	29	65	94	3.0	49-1	28	29	1	34	144	4.6	
<b>TOTAL</b>		<b>31-5</b>	<b>629/20.3</b>	<b>57-113</b>	<b>.504</b>	<b>20-48</b>	<b>.417</b>	<b>10-15</b>	<b>.667</b>	<b>29</b>	<b>65</b>	<b>94</b>	<b>3.0</b>	<b>49-1</b>	<b>28</b>	<b>29</b>	<b>1</b>	<b>34</b>	<b>144</b>	<b>4.6</b>	

### Single Game Highs

Statistic	Value	
Points	13	at Eastern Mich. 02/14/23, vs Western Mich. 02/25/23
Rebounds	8	at Toledo 02/21/23
Assists	3	vs Ohio 01/28/23
Steals	4	vs Concord 12/30/22, vs Western Mich. 02/25/23
Blocks	1	vs South Dakota St. 11/07/22
FG Made	6	vs Western Mich. 02/25/23
FG Attempts	11	at Eastern Mich. 02/14/23
3FG Made	3	vs Western Ky. 11/21/22, at Eastern Mich. 02/14/23
3FG Attempts	6	at Eastern Mich. 02/14/23
FT Made	2	at Ball St. 01/06/23, at Bowling Green 01/10/23, vs Ball St. 02/28/23
FT Attempts	2	7 times





# JOHN GROCE

Head Coach

Sixth Season at Akron

15th Season Overall

Taylor '94

Groce became the Akron Zips 22nd head coach on April 6, 2017. He completed his fifth season at Akron with a 94-59 overall record, including a 63-25 mark over the last three seasons.

In Mid-American Conference play, the Zips are 54-38 under Groce and 40-16 over the last three years, owning the best winning percentage (.714) in the league.

Groce has a long track record of building championship caliber teams and

all-around successful young men. The program's mission "to be impactful", and the vision "OneAkron", resonates with everyone involved in the program as he is notorious for saying "It takes a village."

In 2022, The University of Akron basketball program claimed the 2022 MAC Men's Basketball Tournament Championship and advanced to the 2022 NCAA Tournament for the fifth time in program history. Akron entered NCAA Tournament as a No. 13 seed and played against the No. 4 seed UCLA Bruins in the First Round of the East Region at the Moda Center in Portland, Oregon on March 17, 2022. The Zips fell 57-53. Akron won eight consecutive games entering the NCAA Tournament, including the last five regular season games and the three MAC Tournament games. The Zips finished the season with a 24-10 overall record and 14-6 record in league play.

In 2020, the Zips matched the best regular season record in program history at 24-7. Groce led the Zips to five consecutive Mid-American Conference Tournaments, earning the No. 4 seed and defeating fifth-seeded Buffalo (70-68) in the quarterfinal round, top-seeded Toledo (70-62) in the semifinal round and second-seeded Kent State (75-55) in the finals. Akron earned No. 1 seed in 2020 - the 2020 MAC Tournament was canceled due to the COVID-19 pandemic.

During his 27-year coaching career, he has helped coach teams to 19 postseason appearances in 24 opportunities, including six regular season conference championships, eight conference tournament championships, a National Runner-up, an Elite 8, an NCAA Sweet 16 and seven Round of 32 appearances. Over 27 years his teams have not only shown consistent success on the court but have demonstrated sustained excellence in the classroom as well.

Prior to joining the Zips, Groce was head men's basketball coach at the University of Illinois for five seasons. During his tenure at Illinois, he led the Illini to an average of 19 wins per season along with postseason appearances in four of his five years in Champaign, owning a 95-75 record.

He arrived at Illinois after four seasons as head coach at Ohio University, where he led the Bobcats to an 85-56 overall record as well as Mid-American Conference Tournament titles and NCAA Tournament appearances in 2010 and 2012. Groce pursued building a championship program in all phases. There were signature wins on the court, player development improvements, recruiting success, and achievement in the classroom as well.

Ohio was the story of the 2012 Tournament, advancing to the Sweet 16 as a No. 13 seed with victories over No. 4 seed Michigan followed by No. 12 seed South Florida. The Bobcats made a strong push for the Elite Eight before falling to No. 1 seed North Carolina in overtime in the regional semifinal. It marked just the second time in Ohio's school history and first since 1964 that the Bobcats won multiple games in the NCAA Tournament. Ohio finished the 2012 season with a school-record 29 wins and was known for its pressure defense, ranking second nationally in turnover percentage and third in steals percentage.

Ohio also made noise in the 2010 postseason. Playing in the school's first NCAA Tournament game in five seasons, the Bobcats received a No. 14 seed and defeated No. 3 seed Georgetown. With the 2010 and 2012 NCAA performances, Ohio became just the sixth school ever to win Tournament games as both a 13 and 14 seed.

Groce earned his first head-coaching job at Ohio following four seasons on Thad Matta's staff at Ohio State from 2005-08, the first two as assistant coach and last two as associate head coach. During Groce's time in Columbus the Buckeyes amassed a record of 105-35, advanced to the NCAA Championship game in 2007 and second round in 2006, claimed back-to-back outright Big Ten Championships in 2006 and 2007 and won the NIT in 2008.

Groce played a key role in recruiting many of the top players at Ohio State and was named Rivals' 2006 National Recruiter of the Year.

Groce earned a bachelor's degree in mathematics from Taylor in 1994. He and his wife, Allison, have two sons, Conner and Camden, and a daughter, Cate.

## THE JOHN GROCE FILE

### COACHING EXPERIENCE

2018-present	Akron	Head Coach
2013-17	Illinois	Head Coach
2009-12	Ohio	Head Coach
2007-08	Ohio State	Associate Head Coach
2005-06	Ohio State	Assistant Coach
2002-04	Xavier	Assistant Coach
2001	Butler	Assistant Coach
1997-00	N.C. State	Assistant Coach
1994-96	Taylor	Assistant Coach

### YEAR-BY-YEAR COACHING RECORD

Year	Team	Overall	Conference	Finish/Postseason
2008-09	Ohio	15-17 (.468)	7-9 (.438)	6th East
2009-10	Ohio	22-15 (.595)	7-9 (.438)	5th East, NCAA Second Round
2010-11	Ohio	19-16 (.543)	9-7 (.563)	3rd East, CIT Quarterfinals
2011-12	Ohio	29-8 (.784)	11-5 (.688)	3rd East, NCAA Sweet 16
<b>Ohio Totals (4 seasons)</b>		<b>85-56 (.603)</b>	<b>34-30 (.531)</b>	
2012-13	Illinois	23-13 (.639)	8-10 (.444)	T7th, NCAA Third Round
2013-14	Illinois	20-15 (.571)	7-11 (.389)	T8th, NIT Second Round
2014-15	Illinois	19-14 (.576)	9-9 (.500)	T7th, NIT First Round
2015-16	Illinois	15-19 (.441)	5-13 (.278)	12th
2016-17	Illinois	18-14 (.563)	8-10 (.444)	9th
<b>Illinois (5 seasons)</b>		<b>97-76 (.561)</b>	<b>37-53 (.411)</b>	
2017-18	Akron	14-18 (.438)	6-12 (.333)	6th East
2018-19	Akron	17-16 (.515)	8-10 (.444)	4th East
2019-20	Akron	24-7 (.770)	14-4 (.760)	1st, MAC Champions
2020-21	Akron	15-8 (.667)	12-6 (.667)	3rd in MAC
2021-22	Akron	24-10 (.714)	14-6 (.727)	t-3rd, NCAA First Round
2022-23	Akron	21-910(.667)	13-5 (.800)	
<b>Akron (5 seasons)</b>		<b>115-69 (.619)</b>	<b>67-43(.597)</b>	
<b>Career Totals (12 seasons)</b>		<b>236-201 (.593)</b>	<b>138-126 (.513)</b>	

**BIRTHDATE:** Sept. 7, 1971 **EDUCATION:** Taylor University, B.S. in mathematics, 1994  
**HOMETOWN:** Danville, Ind. **PLAYING CAREER:** 1991-93 Basketball (Taylor)  
**FAMILY:** Wife- Allison, Children- Conner, Camden, and Cate



## Groce ALL-Time Record vs Opponents

### THE NUMBERS ON AKRON HOOPS...

**4** Akron has won three MAC tournament titles to represent the league in the NCAA Tournament.

**17** The number of times the Zips have finished in the top-three in the MAC East since divisional play began during the 1997-98 season.

**19** Only 10 teams had at least 19 wins every season since the start of the 2004-05 campaign, including the Zips.

**21** Akron was one of just four programs in all of Division I basketball to post at least 21 wins in 12 straight-seasons.

**88** Akron has posted 88 winning seasons in 122 years of basketball.

**86.6** The Zips have a home winning percentage of 86.6 since the start of the 2004-05 campaign (257-39).

**143** The number of wins in league play the Zips have posted since the start of the 2012 MAC schedule 143-68, .696).

**222** Akron has posted 222 wins in conference play since the 2004-05 season (222-100 ). The Zips' 222 wins are the most in the league during that stretch.

**257** Akron has posted 257 home wins since the 2004-05 campaign (257-39, .866).

**432** The number of wins the Zips have posted since the start of the 2004-05 season, the most victories in the MAC.

**721** The number of consecutive games that Akron has made at least one 3-point basket.

**1,695** The Zips have won 1,695 games in their 122 seasons of basketball. Akron was the 56th Division I program to post 1,500 all-time wins.

Opponent	UA W-L	TOT W-L			
Akron	0-0	6-4	Minnesota	0-0	6-3
Alabama	0-0	0-1	Mississippi State	0-1	0-1
Alabama State	1-0	2-0	Mississippi Valley State	1-0	1-0
American	0-0	1-0	Missouri	0-0	4-1
Appalachian State	1-1	1-1	Morgan State	1-0	2-0
Arkansas State	0-0	1-0	Muskingum	0-0	0-0
Auburn	0-0	2-0	Nebraska	0-0	5-3
Austin Peay	0-0	2-1	Nevada	0-2	0-2
BYU	0-0	1-0	Norfolk State	0-0	2-0
Ball State	6-4	9-7	North Carolina	0-0	0-1
Baylor	0-0	1-0	North Carolina Central	1-0	1-0
Boston U.	0-0	1-0	North Carolina A&T	0-0	2-0
Bowling Green	9-3	12-9	North Carolina State	0-0	1-0
Bradley	0-1	1-1	North Dakota State	0-0	1-0
Brown	0-0	1-0	North Florida	0-0	0-1
Bucknell	0-0	1-0	Northern Illinois	5-3	9-3
Buffalo	5-8	10-12	Northern Iowa	0-0	1-0
Butler	0-0	1-0	Northern Kentucky	0-0	1-0
Carnegie Mellon	1-0	1-0	Northwestern	0-0	5-3
Cedarville	2-0	2-0	Notre Dame	0-0	0-1
Central Michigan	7-1	10-3	Oakland	0-0	1-1
Chaminade	0-0	1-0	Ohio	7-5	7-5
Chattanooga	1-0	1-1	Ohio Valley	0-0	1-0
Chicago State	1-0	3-0	Ohio State	0-1	2-7
Clemson	0-1	0-2	Oregon	0-0	0-2
Cleveland State	1-0	1-0	Penn State	0-0	4-3
Colgate	0-0	1-0	Pittsburgh	0-0	0-1
Colorado	0-0	1-0	Point Park	1-0	1-0
Concord	3-0	3-0	Portland	0-0	1-0
Coppin State	0-0	1-0	Princeton	0-1	0-1
Dartmouth	0-0	1-0	Providence	0-0	0-1
Davidson	0-1	0-1	Purdue	0-0	3-5
Dayton	0-1	0-1	Robert Morris	0-0	0-3
Delaware	0-0	2-1	Rutgers	0-0	3-1
Detroit Mercy	1-0	2-0	St. Bonaventure	1-1	1-2
Eastern Kentucky	0-0	2-1	St. Francis (N.Y.)	0-0	2-0
Eastern Michigan	9-3	11-5	St. Francis (Pa.)	0-0	1-0
East Tennessee State	0-0	0-1	Santa Clara	0-0	1-0
Elon	0-0	1-0	South Carolina Upstate	1-0	1-0
Evansville	1-0	1-0	South Dakota	0-0	1-0
Fordham	0-1	0-1	South Dakota State	1-0	1-0
Florida State	0-0	0-1	South Florida	0-0	1-0
Florida A&M	1-0	1-0	Southeast Missouri	0-0	1-0
Gardner-Webb	0-0	1-0	Southern	2-0	2-0
George Mason	0-0	0-1	Temple	0-0	0-1
Georgetown	0-0	1-0	Tennessee	0-0	0-1
Georgia Southern	0-0	1-0	Tennessee-Martin	1-0	2-0
Georgia Tech	0-0	1-1	Tennessee State	1-0	1-0
Gonzaga	0-0	1-0	Texas A&M-Corpus Christi	0-0	1-0
Hampton	0-0	1-0	Toledo	1-8	6-9
Hawaii	0-0	1-0	Towson	0-0	0-0
Holy Cross	0-0	1-0	Tulane	1-0	1-0
Illinois State	0-1	2-1	Tulsa	0-0	1-1
Indiana	0-0	3-6	UAB	0-0	1-0
Indiana State	0-0	2-0	UIC	0-0	2-0
Iowa	0-0	4-4	UNC Asheville	0-0	1-0
Iowa State	0-0	0-1	UNLV	0-0	1-0
IPFW	1-1	2-1	USC	0-1	1-1
IUPUI	0-0	2-1	VCU	0-0	1-0
Jacksonville State	1-0	2-0	Valparaiso	0-0	2-0
Kansas	0-0	0-1	Villanova	0-0	0-1
Kennesaw State	0-0	2-0	West Virginia	0-1	0-2
Kent State	7-6	11-11	Western Carolina	0-0	2-0
Lamar	0-0	2-1	Western Kentucky	1-0	1-0
Louisville	0-1	0-3	Western Michigan	8-2	11-4
Liberty	0-1	0-1	Wheeling	1-0	1-0
LSU	0-1	0-1	William & Mary	0-0	1-0
Maine	1-0	1-0	Winthrop	0-0	1-1
Malone	3-0	3-0	Wisconsin	0-0	0-8
Marietta	0-0	1-0	Wright State	2-0	4-0
Massachusetts	1-0	1-0	Xavier	0-0	0-1
Marshall	2-2	4-5	Yale	0-0	1-0
Maryland	0-0	1-3	Youngstown State	1-0	1-0
McKendree	0-0	1-0	TOTAL	115-69	297-201
Merrimack	1-0	1-0			
Miami (Fla.)	0-0	0-2			
Miami (Ohio)	8-3	14-6			
Michigan	0-0	3-9			
Michigan State	0-0	3-4			
Middle Tennessee	0-0	1-0			



### LAST TIME AKRON...

**Scored 50+ points in a half: 7x Most:** vs Point Park (50), 11/13/21 (2nd)  
**Scored 55+ points in a half:** vs. Detroit (58), 12/18/13 (2nd)  
**Scored 60+ points in a half:** vs. Denison (70), 12/7/05 (1st)  
**Scored 90+ Points:** vs. Youngstown State (98), 11/10/18  
**Scored 90+ Points (MAC):** Buffalo (91) 1/28/17  
**Scored 100+ Points:** vs. Point Park (102), 11/13/21  
**Scored 100+ Points (MAC):** at Northern Illinois (101, 2ot), 1/29/03  
**Scored 110+ Points:** vs. Ball State (106, 2ot), 1/27/18  
**Scored 110+ Points (MAC):** vs. Ball State (111, 2ot), 1/27/18  
**Scored 120+ Points:** vs. Denison (123), 12/7/05  
**Scored 50 points or less:** at Gonzaga (43), 12/10/16  
**Scored 50 points or less (MAC):** vs. Ohio (50), 2/22/14  
**Scored 100 points in consecutive games:** vs. Ball State (105, ot), 1/4/03; at Ohio (104, 4ot), 1/8/03  
**Scored 100 points in 3+ consecutive games:** vs. Central Connecticut (100), 12/3/67; vs. Marietta (100), 12/10/67; at Heidelberg (102), 12/13/67  
**Won a game by 20+ points:** vs. Radford (47, 88-41), 11/17/16  
**Won a game by 30+ points:** vs. Chicago State (41, 87-46), 11/16/18  
**Won by one point:** at Buffalo (91-90), 1/28/17  
**Lost by one point:** at Northern Illinois (80-79), 2/13/16  
**Consecutive games decided by one point:** at Bowling Green (W, 69-68), 1/31/15; at Ohio (L, 83-82), 2/4/15  
**Made 35+ field goals:** vs. Point Park (36), 11/13/21  
**Made 40+ field goals:** vs. Denison (46), 12/7/05  
**Made 45+ field goals:** vs. Denison (46), 12/7/05  
**Made 50+ field goals:** vs. Hiram (57), 2/25/61  
**Shot over 50% from the field:** vs. Point Park (.500, 36-72), 11/13/21  
**Shot over 60% from the field:** at IPFW (.643, 36-56), 3/19/14  
**Shot over 65% from the field:** at Kent State (.660, 33-55), 1/24/98  
**Shot under 30% from the field:** at North Dakota State (.298, 17-57), 12/16/14  
**Made 10+ 3-pointers:** vs. Point Park (13) 11/13/21  
**Made 15+ 3-pointers (4x Last):** at Eastern Michigan (18) 2/10/17  
**Made 20+ 3-pointers:** vs. BGSU (20) 3/1/16  
**Made 0 3-pointers:** vs. Purdue, 12/7/00  
**Shot over 50% from 3-point (10 att):** vs. Buffalo (.591, 13-22), 2/24/17  
**Shot over 60% from 3-point (10 att):** at Ohio (.600, 9-15), 1/12/14  
**Shot over 70% from 3-point (10 att):** vs. Ohio (.750, 9-12), 3/10/12  
**Shot over 75% from 3-point (8 att):** vs. Northern Ill. (.778, 7-9), 2/19/90  
**Made 20+ free throws:** vs. Buffalo (20), 2/24/17  
**Made 25+ free throws:** vs. Buffalo (26), 1/28/17  
**Made 30+ free throws:** vs. Youngstown State (35), 12/21/07  
**Made 35+ free throws:** vs. Youngstown State (35), 12/21/07  
**Made 40+ free throws:** vs. Ball State (.905, 19-of-21), 1/27/18  
**Shot 100% from foul line (min. 10 att.):** vs. Bowling Green (10-10), 2/21/17  
**Had 15+ steals:** vs. Bluffton (17), 12/20/14  
**Had 20+ steals:** vs. Tiffin (20), 11/19/06  
**Had 20+ assists:** at Ohio (21), 2/27/13  
**Had 25+ assists:** vs. North Carolina Central (26), 12/8/07  
**Had 30+ assists:** vs. Denison (31), 12/7/05  
**Had 50+ rebounds:** vs. Arkansas-Pine Bluff (50), 12/18/12  
**Had 60+ rebounds:** vs. Coppin State (61), 1/2/13  
**Won rebounds by +20:** vs. Coppin State (29, 61-32), 1/2/13  
**Lost rebounds by +20:** vs. Canisius (20, 27-47), 11/15/08  
**Had 10+ blocked shots:** at Buffalo (10), 2/16/16  
**Had 15+ blocked shots:** vs. Kent State (15), 3/12/11  
**Had 5 or fewer turnovers:** vs. Youngstown State (5), 11/10/18  
**Had 10 or fewer turnovers:** at Western Michigan (8), 1/24/17  
**Had 20+ turnovers:** vs. Miami (Ohio) (20), 2/21/15  
**Had 25+ turnovers:** vs. Arkansas-Pine Bluff (25), 12/18/12  
**Won in overtime:** at Ohio (83-80, 2OT), 1/12/14  
**Lost in overtime:** vs. Ohio State (NIT: 72-63), 3/15/16  
**Played in two overtimes:** vs. Ball State (L, 111-106, 2ot), 1/27/18  
**Played in three overtimes:** vs. Xavier (L, 113-111), 12/21/96  
**Played in four overtimes:** at Ohio (L, 112-104), 1/8/02  
**Played in five overtimes:** at Eastern Kentucky (W, 88-86), 1/26/84  
**Played consecutive overtime games:** vs. Ball State (W, 105-104, ot), 1/4/03; at Ohio (L, 112-104, 4ot), 1/8/03  
**Overcame a 10+ point deficit to win:** Trailed 38-27 vs. CMU, won 89-85, 11/10/17  
**Overcame a 15+ point deficit to win:** Trailed 52-37 at NIU, won 76-73, 1/31/17  
**Overcame a 20+ point deficit to win:** Trailed 32-12 vs. Buffalo, won 68-64, 1/26/13

### LAST TIME AN OPPONENT...

**Scored 50+ points in a half:** vs. Davidson (52), 12/25/17 (2nd)  
**Scored 55+ points in a half:** vs. USC (55), 12/22/17 (2nd)  
**Scored 60+ points in a half:** at Louisville (65), 12/10/05 (2nd)  
**Scored 90+ Points:** Davidson (90), 12/25/17  
**Scored 90+ Points (MAC):** Buffalo (90), 1/28/17  
**Scored 100+ Points:** at Louisville (111), 12/10/05  
**Scored 100+ Points (MAC):** at Northern Illinois (100, 2ot), 1/29/03  
**Scored 110+ Points:** at Louisville (111), 12/10/05  
**Scored 110+ Points (MAC):** vs. Ball State (111, 2ot), 1/27/18  
**Scored 120+ Points:** at Eastern Kentucky (122), 1/19/80  
**Scored 50 points or less:** vs. Radford (41), 1/28/17  
**Scored 50 points or less (MAC):** vs. Miami (46), 1/23/16  
**Scored 100 points in consecutive games:** vs. Ball State (104, ot), 1/4/03; at Ohio (112, 4ot), 1/8/03  
**Scored 100 points in consecutive games (MAC):** vs. Ball State (104, ot), 1/4/03; at Ohio (112, 4ot), 1/8/03  
**Scored 100 points in 3+ consecutive games:** Never  
**Won a game by 20+ points:** vs. USC (31, 84-53), 12/21/17  
**Won a game by 30+ points:** at South Carolina (32, 78-45), 12/28/13  
**Made 35+ field goals:** at Buffalo (38), 2/19/14  
**Made 40+ field goals:** at Louisville (40), 12/10/05  
**Made 45+ field goals:** at Marshall (47), 12/21/51  
**Made 50+ field goals:** Never  
**Shot over 50% from the field:** vs. Davidson (.532, 33-62), 12/25/17  
**Shot over 60% from the field:** at IPFW (.600, 33-55), 3/19/14  
**Shot over 65% from the field:** vs. Ohio (.652, 30-46), 2/12/94  
**Shot under 30% from the field:** vs. Western Michigan (.259, 14-54), 3/11/15  
**Made 10+ 3-pointers:** Davidson (13), 12/25/17  
**Made 15+ 3-pointers 2x Most:** vs. Marshall (12), 12/17/16  
**Made 0 3-pointers:** at Valparaiso, 11/18/11  
**Shot over 50% from 3-point (10 att):** vs. Eastern Michigan (.529, 9-17), 1/19/16  
**Shot over 60% from 3-point (10 att):** at Ohio (.611, 11-18), 2/4/15  
**Shot over 70% from 3-point (10 att):** vs. Toledo (.786, 11-14), 1/20/93  
**Shot over 75% from 3-point (10 att):** at Toledo (.818, 9-11), 1/9/15  
**Made 20+ free throws:** vs. USC (20), 12/25/17  
**Made 25+ free throws:** at Kent State (25), 3/6/15  
**Made 30+ free throws:** at Saint Mary's (32), 11/12/13  
**Made 35+ free throws:** vs. Toledo (36, ot), 3/10/09  
**Made 40+ free throws:** Never  
**Shot 90% from foul line:** vs. Ohio (.900, 18-20), 2/27/15  
**Shot 100% from foul line (min. 10 att.):** at Florida State (10-10), 3/18/08  
**Had 15+ steals:** vs. Arkansas-Pine Bluff (18), 12/18/12  
**Had 20+ steals:** Never  
**Had 20+ assists:** at IPFW (20), 3/19/14  
**Had 25+ assists:** at Northwestern (25), 3/13/12  
**Had 30+ assists:** at Louisville (31), 12/10/05  
**Had 50+ rebounds:** vs. Western Michigan (51), 3/11/11; (50), 1/8/16)  
**Had 10+ blocked shots:** vs. VCU (10), 2/23/08  
**Had 15+ blocked shots:** Never  
**Had 5 or fewer turnovers:** vs. Miami (Ohio) (5), 3/10/07  
**Had 10 or fewer turnovers 3x Least:** vs. UMES (8), 12/22/16  
**Had 20+ turnovers:** vs. Radford (22), 2/14/15  
**Had 30+ turnovers:** vs. Canisius (30), 11/15/08  
**Overcame a 10+ point deficit to win:** YSU trailed 41-30 and won 90-82, 11/12/16  
**Overcame a 15+ point deficit to win:** Western Michigan trailed 37-19 and won 64-60 in overtime, 3/14/14



## LAST TIME AN AKRON PLAYER...

### SCORING

**Scored 20+ Points:** Xavier Castaneda (23), vs. Eastern Michigan 1/13/23  
**Scored 25+ Points:** Enrique Freeman (27), vs. Northern Illinois 1/3/23  
**Scored 30+ Points:** Xavier Castaneda (31), vs. South Dakota State, 11/7/22  
**Scored 35+ Points:** Romeo Travis (37), vs. Bowling Green, 2/24/07  
**Scored 40+ Points:** Derrick Tarver (44), vs. Wright State, 12/30/03  
**Scored 45+ Points:** Jimond Ivey (48), vs. Ball State, 1/27/18  
**Scored 50+ Points:** Never

**Two players had 20+ points:** Xavier Castaneda (43) and Enrique Freeman (22) vs Eastern Michigan, 1/13/23

**Three players had 20+ points:** Nikola Cvetinovic (27); Brett McClanahan (22); Zeke Marshall (22), vs. Youngstown State, 11/20/10

**Two players had 25+ points:** Kwan Cheatham (31); Isaiah Johnson (27), UB, 1/28/17

**Two players had 30+ points:** Rashon Brown (31); David Falknor (30), vs. Western Michigan, 3/4/02

**Scored 20+ points, half:** Derrick Tarver (27), vs. Wright State, 12/30/03 (1st)

**Scored 20+ points in five-straight games:** Derrick Tarver (6), 1/10/04-1/28/04

**Scored 20+ points in 10+ straight games:** Joe Jakubick (17), 1/9/84-3/3/84

**Scored in double figures in 10+ straight games:** Isaiah Johnson (13), 1/12-2/23/16

**Scored in double figures in 15+ straight games:** Demetrius "Tree" Treadwell (22), 1/8/14-11/14/14

**Scored in double figures in 30+ straight games:** Joe Jakubick (30), 3/11/82-3/3/84

**All five starters scored in double figures: 2x** Isaiah Johnson (15), Antino Jackson (13), Jimond Ivey (13), Kwan Cheatham, Jr. (10), Tavian Dunn-Martin (10); vs. UMS, 12/22/16  
 Kwan Cheatham (20), Noah Robotham (14), Isaiah Johnson (13), Jimond Ivey (13), and Antino Jackson (12) vs. Western Michigan 1/24/17

**5 players scored in double figures Last:** Xavier Castaneda (23), Enrique Freeman (20), Sammy Hunter (14), Trendon Hankerson (13), Greg Tribble (10), Amani Lyles (10); vs. Eastern Michigan 1/13/23

**6 players scored in double figures:** Xavier Castaneda (23), Enrique Freeman (20), Sammy Hunter (14), Trendon Hankerson (13), Greg Tribble (10), Amani Lyles (10); vs. Eastern Michigan 1/13/23

**7 players scored in double figures:** Bubba Walther (21), Zach Sowers (12), Matt Futch (11), Nick Dials (10), Dru Joyce (10), Romeo Travis (10), John Rybak (10); vs. Denison, 12/7/05

### DOUBLE-DOUBLES

**Had a double-double:** Jimond Ivey (24 pts., 13 Rebs) vs Chattanooga 11/28/17

**Two players with a double-double:** Jimond Ivey (14 pts., 12 rebs.), Isaiah Johnson (10 pts., 10 rebs.); vs. Kent State, 3/3/17

**Three players with a double-double:** Kwan Cheatham, Jr. (16 pts., 12 Rebs); Isaiah Johnson (14 pts, 10 Rebs); Jimond Ivey (12 pts, 11 Rebs) all vs American 11/12/16

**20-point, 10-rebound double-double:** Enrique Freeman (21 pts., 13 rebs.), vs. BGSU, 1/10/23

**25-point, 10-rebound double-double:** Enrique Freeman (27 pts., 15 rebs.), vs. NIU 1/3/23

**Double-double in points and assists:** Dru Joyce (12 pts., 13 ast.), vs. Hampton, 11/27/04

**Had a triple-double:** Never

### SHOOTING

**Made 10+ field goals:** Emmanuel Olojakpoke (10), vs. Fort Wayne 12/6/17

**Made 15+ field goals:** Jimond Ivey (15), at Ball State, 1/27/18

**Attempted 20+ field goals:** Jimond Ivey (23), at Ball State, 1/27/18

**Attempted 25+ field goals:** Derrick Tarver (25), at Ball State, 3/8/04

**Made 5+ 3-pointers:** Daniel Utomi (5), at EMU (2/10/17)

**Made 7+ 3-pointers:** Jimond Ivey (9), vs Ball State 1/27/18

**Made 10+ 3-pointers:** Bryan Trimble, Jr. (10), vs. Bowling Green, 1/20/22

**Attempted 10+ 3-pointers:** Josh Williams (10), vs. CMU, 1/10/17

**Attempted 12+ 3-pointers:** Jimond Ivey (12), vs Ball State 1/27/18

**Attempted 15+ 3-pointers:** Derrick Tarver (15), vs. Wright State, 12/30/03

**Made a 3-pointer in 10+ straight games:** Kwan Cheatham (14), 12/3/16-1/28/17

**Made a 3-pointer in 15+ straight games:** Steve McNees (16), 1/3/11-2/26/11

**Made a 3-pointer in 20+ straight games:** Brett McClanahan (20), 11/12/10-1/26/11

**Shot 100% from 3-point range (min. 5 att.):** Jake Kretzer (5-5), at Ohio, 2/27/13

### FREE THROWS

**Made 10+ free throws:** Xavier Castaneda (11-of-12), vs. EMU, 1/13/23

**Made 15+ free throws:** Romeo Travis (16), vs. Bowling Green, 2/24/07

**Made 20+ free throws:** Jim Fenton (20), vs. John Carroll, 1/6/54

**Made 20+ consecutive free throws:** Darryl Roberts (30), 1/22/11-3/11/11

**Made 30+ consecutive free throws:** Darryl Roberts (30), 1/22/11-3/11/11

**Attempted 15+ free throws:** Isaiah Johnson (11-of-16), vs. CMU, 1/10/17

**Attempted 20+ free throws:** Romeo Travis (23), vs. Bowling Green, 2/24/07

**Shot 100% from the foul line (min. 10 att.):** Johnny Hollingsworth (10-10), vs. Marshall, 3/5/03

### REBOUNDS

**Had 10+ rebounds:** Kwan Cheatham, Jr. (13), vs Ohio 2/4/17

**Had 15+ rebounds:** Isaiah Johnson (16), vs. Eastern Michigan 3/10/16

**Had 20+ rebounds:** Enrique Freeman (21) vs Malone 12/19/20; Bryan Roth (21), vs. Eastern Kentucky, 2/9/85

**Had 25+ rebounds:** Roger Johnson (25), vs. Ill. Wesleyan, 1/4/69

**Had 10+ rebounds in three-consecutive games:** Demetrius "Tree" Treadwell, 12/16/13-12/23/13

**Had 10+ rebounds in four-consecutive games:** Demetrius "Tree" Treadwell, 1/15/14-1/25/14

**Had 10+ rebounds in five-consecutive games:** Demetrius "Tree" Treadwell, 2/1/14-2/15/14

**Two players had 10+ rebounds:** Quincy Diggs (12), Demetrius "Tree" Treadwell (11); at Miami (Ohio), 2/26/14

**Three players had 10+ rebounds:** Jake Kretzer (12), Zeke Marshall (12), Nick Harney (11); vs. Coppin State, 1/2/13

### ASSISTS

**Had 7+ assists:** Isaiah Johnson vs. Lipscomb (8), 1/3/17

**Had 10+ assists:** Alex Abreu (10), at Northwestern, 3/13/12

**Had 12+ assists:** Wendell Bates (12), vs. Kent State, 12/18/79

**Had 15+ assists:** Never

### BLOCKED SHOTS

**Had 5 blocked shots:** Demetrius "Tree" Treadwell (5), at EMU, 1/22/14

**Had 6 blocked shots:** Zeke Marshall (6), vs. Buffalo, 1/26/13

**Had 7 blocked shots:** Zeke Marshall (7), vs. Kent State, 3/15/13

**Had 8 blocked shots:** Zeke Marshall (9), at Toledo, 1/23/13

**Had 10+ blocked shots:** Never

### STEALS

**Had 5 steals:** Antino Jackson (5), at Miami, 1/14/17

**Had 6 steals:** Alex Abreu (6), at Mississippi State, 11/9/11

**Had 7 steals:** Jimmal Ball (7), at Buffalo, 1/24/00

**Had 8 steals:** Jimmal Ball (9), at Eastern Michigan, 1/19/00

## LAST TIME AN OPPOSING PLAYER...

**Scored 20+ Points:** Braylon Rayson (27), at Central Michigan 1/10/17

**Scored 30+ Points:** Marcus Keene (33), at Central Michigan, 1/10/17; Blake Hamilton (33) 1/28/17; Jaaron Simmons (38) 2/4/17

**Scored 40+ Points:** Carlos Medlock (42), vs. Eastern Michigan, 3/11/10

**Scored 50+ Points:** Never

**Had a double-double:** Kenny Carpenter (CSU) (11 points and 12 rebounds) 11/11/17

**Made 10+ field goals:** Blake Hamilton (13) Buffalo 1/28/17; Jaaron Simmons (10) 2/4/17

**Attempted 20+ field goals:** Josh Hart (21) at Villanova, 11/22/15

**Made 5+ 3-pointers:** Jaaron Simmons (5-of-5) Ohi 2/4/17

**Attempted 10+ 3-pointers:** Anthlon Bell (13) at Arkansas, 11/18/15

**Made 10+ free throws:** Raven Lee (13), at Eastern Michigan, 2/14/15

**Attempted 15+ free throws:** D.J. Newbill (15), at Penn State, 11/25/14

**Shot 100% from the foul line (min. 10 att.):** Braylon Rayson (10-10), at Central Michigan, 1/12/16

**Had 10+ rebounds:** Kenny Carpenter (12) vs. Cleveland State, 11/11/17

**Had 15+ rebounds:** Jordan Fouse (16), at Green Bay, 11/24/15

**Had 20+ rebounds:** Reggie Keely (20), vs. Ohio, 2/14/10

**Had 10+ assists:** D.J. Cooper (10), at Ohio, 2/26/12

**Had 5+ blocked shots:** Jimmy Hall (5), at Kent State, 3/6/15

**Had 5+ steals:** Cameron Morse (5), at YSU, 11/12/16



### The Zips All-Time Records vs Opponents

Adrian	1	0	2016-17	Same	W1	Findlay	1	1	1937-38	1938-39	L1
Air Force	1	0	2016-17	Same	W1	Florida Atlantic	1	0	1992-93	Same	W1
Alabama	0	1	2000-01	Same	L1	Florida A&M	2	0	2011-12	2021-22	W2
Alabama State	1	0	2018-19	2018-19	1-0	Fla. International	3	2	1987-88	1999-2000	L1
Albion	3	0	1946-47	1948-49	W3	Florida State	1	0	2007-08	Same	W1
Alfred	1	0	1938-39	1938-39	W1	Franklin & Marshall	2	1	1937-38	1939-40	W1
Allegheny	0	5	1905-06	1913-14	L5	Gannon	11	11	1945-46	1978-79	L1
Alliance (Pa.)	1	0	1969-70	1969-70	W1	Gardner-Webb	1	0	2006-07	Same	W1
American	5	1	1961-62	2016-17	W2	Geneva	10	6	1916-17	1965-66	W1
Appalachian State	1	1	2017-18	2021-22	L1	George Mason	2	0	1996-97	1997-98	W2
Arizona State	1	1	1950-51	1956-57	L1	Georgia Southern	1	0	2016-17	2016-17	W1
Arkansas	1	0	2015-16	Same	W1	Glenville	2	1	1936-37	1938-39	L1
Arkansas-Little Rock	1	1	2006-07	2010-11	W1	Gonzaga	0	2	2008-09	2016-17	L2
Arkansas-Pine Bluff	5	0	2009-10	2014-15	W5	Green Bay	3	6	1989-90	2015-16	L2
Ashland	25	3	1904-05	1989-90	W6	Grove City	1	1	1916-17	1917-18	W1
Augustana	1	0	1968-69	1968-69	W1	Hampton	3	1	2001-02	2004-05	W3
Austin Peay	11	9	1957-58	2009-10	W3	Hayward State	1	0	1974-75	Same	W1
Baldwin-Wallace	66	25	1902-03	1979-80	W7	Heidelberg	43	9	1910-11	1966-67	W14
<b>Ball State</b>	<b>29</b>	<b>19</b>	<b>1937-38</b>	<b>2022-23</b>	<b>W1</b>	Hillsdale	1	0	1948-49	1948-49	W1
Bellarmine	3	2	1967-68	1974-75	W3	Hiram	42	3	1904-05	2015-16	W40
Bethany	1	0	1966-67	Same	W1	Hofstra	5	1	1963-64	1970-71	W3
Bethune-Cookman	4	0	1987-88	2015-16	W4	Houston	2	1	1993-94	2016-17	W2
Binghamton	2	0	2006-07	2007-08	W2	Howard	1	0	2009-10	Same	W1
Bluffton	2	0	1946-47	2014-15	W2	Idaho State	0	1	1991-93	Same	L1
Boise State	1	1	1988-89	Same	L1	Illinois-Chicago	5	4	1983-84	2010-11	W3
<b>Bowling Green</b>	<b>45</b>	<b>28</b>	<b>1937-38</b>	<b>2022-23</b>	<b>W3</b>	Illinois State	2	7	1969-70	2018-19	L1
Bridgewater	1	0	1960-61	Same	W1	Illinois Wesleyan	2	0	1968-69	1971-72	W2
Brockport State	5	1	1971-72	1976-77	W2	Indiana	1	0	1904-05	Same	W1
Brooklyn College	4	0	1987-88	1988-89	W4	IPFW	1	2	2013-14	2018-19	L1
Brown	2	0	1947-48	1969-70	W2	IUPUI	1	0	1990-91	Same	W1
Bradley	0	1	2022-23	Same	L1	Indiana State	2	0	1977-78	1978-79	W2
Bryant	1	0	2014-15	Same	W1	Iona	1	1	1970-71	2971-72	W1
Bucknell	2	0	1964-65	1966-67	W2	Iowa State	5	0	1955-56	2015-16	W5
<b>Buffalo</b>	<b>39</b>	<b>33</b>	<b>1954-55</b>	<b>2022-23</b>	<b>W4</b>	Ithaca	0	1	2013-14	Same	L1
Buffalo State	6	3	1967-68	1976-77	L2	Jackson State	1	0	1963-64	Same	W1
Butler	0	1	1964-65	Same	L1	Jacksonville (Fla.)	0	1	2022-23	Same	-
California	0	1	2005-06	Same	L1	James Madison	0	1	1983-84	Same	L1
UC- Santa Barbara	1	2	1953-54	2015-16	W1	John Carroll	1	1	2002-03	2003-04	W1
UC-Irvine	1	0	2016-17	2016-17	W1	Johniata	21	7	1934-35	2012-13	W7
Canisius	3	3	1942-43	2008-09	W1	Kansas State	2	0	1954-55	1955-56	W2
Capital	13	0	1917-18	2002-03	W13	Kansas State	0	3	1988-89	1990-91	L3
Carnegie Mellon	3	0	1943-44	2018-19	W3	<b>Kent State</b>	<b>80</b>	<b>81</b>	<b>1915-16</b>	<b>2022-23</b>	<b>L1</b>
Carson-Newman	0	1	1973-74	Same	L1	Kentucky	0	2	1936-37	1981-82	L2
Case Tech	34	18	1903-04	1956-57	W1	Ky. Wesleyan	5	7	1965-66	1976-77	W1
Catholic	1	0	1962-63	Same	W1	Kenyon	22	4	1903-04	1987-88	W4
Cedarville	2	0	2020-21	2018-19	W2	Lake Forest	2	0	1957-58	1958-59	W2
Centenary	1	0	1938-39	Same	W1	Lamar	2	1	1990-91	1991-92	L1
Central Connecticut	6	3	1966-67	1986-87	W1	La Salle	0	1	1939-40	Same	L1
Central Florida	4	0	1984-85	1989-90	W4	Lawrence Tech	6	0	1938-39	1959-60	W6
<b>Central Michigan</b>	<b>39</b>	<b>15</b>	<b>1938-39</b>	<b>2022-23</b>	<b>W6</b>	LeMoine	1	0	1963-64	Same	W1
Central State	1	0	1983-84	Same	W1	Liberty	1	1	2001-02	2019-20	L1
Charleston Southern	1	0	2015-16	Same	W1	Lipscomb	1	0	2015-16	Same	W1
Cheyney State	4	2	1970-71	1978-79	W1	Long Island	1	0	1965-66	Same	W1
Chicago State	3	1	1984-85	2018-19	W3	Louisiana Tech	0	2	1989-90	Same	L2
Chicago	0	1	1913-14	Same	L1	Louisville	0	2	2005-06	2019-20	W1
Cincinnati	8	11	1914-15	2003-04	L7	Loyola-Chicago	2	0	1997-98	1998-99	W2
Clemson	0	2	2005-06	2018-19	L2	Loyola Marymount	1	0	2006-07	Same	W1
Cleveland State	37	32	1932-33	2017-18	W4	LSU	0	1	2022-23	Same	L1
Coastal Carolina	2	1	1986-87	2013-14	W1	MacMurray	1	1	1968-69	1969-70	W1
Colby	5	1	1948-49	1957-58	W2	Maine	1	0	2022-23	Same	W1
Concord	3	0	2017-18	2022-23	W3	Malone	7	0	1971-72	2020-21	W7
Connecticut	1	0	1947-48	Same	W1	Mankato State	0	1	1977-78	Same	L1
Coppin State	5	0	2012-13	2016-17	W5	Mansfield State	1	0	1992-93	Same	W1
Creighton	1	3	2005-06	2016-17	L2	Marietta	18	3	1910-11	1967-68	W13
Dartmouth	1	0	1927-28	Same	W1	Marshall	16	14	1946-47	2022-23	L1
Davidson	0	1	2017-18	Same	L1	Md.-Eastern Shore	5	1	1950-51	2016-17	W5
Davis & Elkins	2	0	1983-84	1985-86	W2	Massachusetts	1	1	2007-08	2019-20	W1
Dayton	2	12	1936-37	2010-11	L12	Merrimack	1	0	2019-20	2019-20	W2
Defiance	1	0	1920-21	Same	W1	Miami (Fla.)	1	2	1956-57	2014-15	L2
Delaware State	1	0	1988-89	Same	W1	<b>Miami (Ohio)</b>	<b>35</b>	<b>34</b>	<b>1914-15</b>	<b>2021-22</b>	<b>W7</b>
Denison	21	4	1908-09	2005-06	W10	Michigan	0	4	1937-38	1985-86	L4
Denver	1	0	1959-60	Same	W1	Michigan State	1	1	1912-13	1913-14	L1
DePauw	2	0	1958-59	1959-60	W2	Middle Tennessee	10	17	1979-80	2014-15	L2
Detroit Mercy	6	4	1935-36	2018-19	W2	Millikin	1	0	2010-11	Same	W1
Drake	1	2	2003-04	2009-10	L1	Mississippi College	1	0	1949-50	Same	W1
Duquesne	8	18	1946-47	2011-12	L1	Mississippi State	2	0	2005-06	2011-12	W2
Eastern Illinois	4	8	1967-68	1991-92	L1	Mississippi Valley	2	1	1991-92	2017-18	W1
Eastern Kentucky	6	13	1946-47	2008-09	L2	Minnesota	0	2	1991-92	2010-11	L2
<b>Eastern Michigan</b>	<b>36</b>	<b>24</b>	<b>1967-68</b>	<b>2022-23</b>	<b>W5</b>	Monmouth	0	1	2001-02	Same	L1
Eastern Montana	3	0	1969-70	1974-75	W3	Montana State	1	0	1974-75	Same	W1
Eastern Washington	1	0	1990-91	Same	W1	Morehead State	10	11	1974-75	1988-89	L1
Edinboro	3	0	1982-83	1986-87	W3	Morgan State	2	0	1985-86	2022-23	W2
Evansville	1	4	1957-58	2021-22	W1	Mount St. Mary's	2	0	1966-67	2005-06	W2
Fairfield	0	3	1994-95	2000-01	L3	Mount Union	42	28	1901-02	2004-05	W20
Fairleigh Dickinson	2	0	1966-67	2008-09	W2	Murray State	9	8	1979-80	1986-87	W3
Ferris State	0	1	1981-82	Same	L1	Muskingum	33	8	1923-24	1980-81	W3
						Nevada	0	4	2005-06	2022-23	L4
						New Hampshire	1	0	1960-61	Same	W1



N.C. A&T	7	3	1963-64	2011-12	W3	UT Martin	1	0	2017-18	Same	W1
N.C. Central	2	0	2007-08	2019-20	W2	UT Arlington	0	1	2016-17	2016-17	L1
N.C. State	0	3	1946-47	2009-10	L3	UT Chattanooga	1	0	2017-18	Same	W1
UNC Asheville	1	0	2012-13	Same	W1	Utica	0	1	1983-84	Same	L1
UNC Greensboro	2	2	1994-95	2009-10	W2	Valparaiso	5	2	1990-91	2011-12	L1
UNC Wilmington	1	1	1983-84	1985-86	W1	Villanova	0	1	2015-16	Same	L1
North Dakota	1	0	1965-66	Same	W1	Virginia Commonwealth	0	7	1969-70	2012-13	L7
North Dakota State	2	0	2012-13	2014-15	W2	Virginia Tech	0	1	1975-76	Same	L1
Northeastern Illinois	1	0	1990-91	Same	W1	Wabash	1	0	1958-59	Same	W1
Northern Colorado	1	1	1950-51	1954-55	W1	Wagner	1	1	1989-90	1992-93	L1
<b>Northern Illinois</b>	<b>30</b>	<b>14</b>	<b>1987-88</b>	<b>2022-23</b>	<b>W1</b>	Walsh	3	0	1977-78	1979-80	W3
Northern Iowa	1	3	1978-79	1990-91	L1	Washington & Jefferson	3	2	1940-41	1954-55	W1
Northern Kentucky	0	4	1977-78	1978-79	L4	Washington & Lee	0	1	1951-52	Same	L1
Northern Michigan	0	2	1978-79	Same	L2	Washington State	0	1	1939-40	Same	L1
Northwestern	0	1	2011-12	Same	L1	Waynesburg	1	1	1937-38	1938-39	L1
Notre Dame	0	3	1982-83	2010-11	L3	Wayne State	7	6	1936-37	1971-72	W1
Oakland	6	3	1975-76	2004-05	W2	Weber State	1	0	1988-89	Same	W1
Oberlin	35	5	1904-05	1966-67	W15	West Chester	1	0	1963-64	Same	W1
Ohio Northern	4	0	1916-17	1923-24	W4	West Liberty	1	0	1994-95	Same	W1
Ohio State	1	7	1905-06	2015-16	L5	Western Illinois	15	10	1970-71	2014-15	W3
<b>Ohio</b>	<b>47</b>	<b>43</b>	<b>1911-12</b>	<b>2022-23</b>	<b>L1</b>	Western Kentucky	3	8	1979-80	2022-23	W1
Ohio Wesleyan	25	14	1909-10	1967-68	W4	<b>Western Michigan</b>	<b>38</b>	<b>21</b>	<b>1987-88</b>	<b>2022-23</b>	<b>W2</b>
Oklahoma State	0	1	2012-13	Same	L1	Western Reserve	28	15	1902-03	1958-59	W4
Oral Roberts	5	1	1988-89	2013-14	W1	Westminster	9	8	1936-37	1970-71	W1
Oregon State	1	0	2013-14	Same	W1	West Virginia	2	3	1904-05	2019-20	L3
Otterbein	23	5	1912-13	1987-88	W5	Wheaton	1	2	1952-53	1957-58	L2
Penn State	2	5	1937-38	2014-15	L1	Wheeling	1	0	2021-22	2021-22	W1
Pennsylvania	0	1	1908-09	Same	L1	William & Mary	0	2	1949-50	2001-02	L2
Pepperdine	1	0	1955-56	Same	W1	Wilmington	1	0	1937-38	Same	W1
Pittsburgh	1	3	1910-11	2008-09	L3	Winston-Salem State	1	2	1966-67	2006-07	W1
Philadelphia Textile	3	1	1966-67	1971-72	W2	Winthrop	1	1	2007-08	2008-09	W1
Point Park	1	0	2021-22	2021-22	W1	UW-Milwaukee	1	1	1979-80	1989-90	W1
Portland State	0	1	2007-08	Same	L1	Wittenberg	15	26	1914-15	1980-81	L3
Prairie View	1	0	1993-94	Same	W1	Wooster	57	35	1901-02	1998-99	W3
Princeton	1	1	2012-13	2017-18	L1	Wright State	15	8	1974-75	2022-23	W5
Purdue	0	2	1999-2000	2000-01	L2	Wyoming	2	2	1999-2000	2009-10	W2
Quincy	1	0	1981-82	Same	W1	Xavier	1	4	1923-24	1997-98	L3
Radford	3	0	2002-03	2016-17	W3	Yale	1	1	1906-07	1907-08	L1
Rhode Island	2	2	1999-2000	2009-10	L2	York College (Neb.)	0	1	1942-43	Same	L1
Rice	1	0	1987-88	Same	W1	Youngstown State	59	32	1937-38	2019-20	W2
Rider	0	1	1996-97	Same	L1						
Roanoke	4	1	1971-72	1976-77	W4						
Robert Morris	2	0	1986-87	1987-88	W2						
Rochester	0	2	1908-09	1913-14	L2						
Rochester Tech	1	1	1954-55	1955-56	L1						
Rutgers	1	0	1949-50	Same	W1						
St. Bonaventure	2	1	1942-43	2020-21	L1						
St. Francis (N.Y.)	5	1	1947-48	2008-09	W2						
St. Francis (Pa.)	4	0	1949-50	2009-10	W4						
St. Ignatius	1	0	1908-09	Same	W1						
St. John's (N.Y.)	0	1	1944-45	Same	L1						
St. Joseph's (Ind.)	1	0	1974-75	Same	W1						
St. Joseph's (Pa.)	0	2	1997-98	1998-99	L2						
St. Mary's (Calif.)	1	1	1973-74	2013-14	L1						
St. Michael's (Vt.)	0	1	1964-65	Same	L1						
St. Thomas (Minn.)	1	0	1949-50	Same	W1						
St. Vincent	2	0	1971-72	1972-73	W2						
San Francisco St.	4	1	1964-65	1972-73	W1						
Scranton	0	1	1939-40	Same	L1						
Seattle	1	0	1958-59	Same	W1						
Slippery Rock	4	1	1952-53	1999-2000	W4						
South Alabama	0	2	1980-81	1981-82	L2						
South Carolina	1	2	2013-14	2014-15	W1						
South Carolina State	3	0	1986-87	2015-16	W3						
USC Upstate	2	0	2007-08	2019-20	W2						
South Florida	0	1	1983-84	Same	L1						
Southern	2	0	2019-20	2021-22	W2						
Southern California	1	1	2014-15	2017-18	L1						
Southern Calif. College	1	0	1974-75	Same	W1						
Southern Colorado	1	0	1971-72	Same	W1						
Southern Utah	2	1	1988-89	1989-90	L1						
Southwestern La.	1	0	1980-81	Same	W1						
Stephen F. Austin	1	0	1988-89	Same	W1						
Stetson	1	0	2010-11	Same	W1						
Steubenville	3	0	1964-65	1972-73	W3						
Syracuse	0	1	2000-01	Same	L1						
Tampa	1	0	1949-50	Same	W1						
Temple	2	1	2005-06	2010-11	L1						
Tennessee State	4	2	1971-72	2018-19	W3						
Tennessee Tech	9	8	1979-80	1986-87	W5						
Texas A&M	1	1	1948-49	2009-10	L1						
Texas Southern	1	0	2012-13	Same	W1						
Tiffin	1	0	2006-07	Same	W1						
<b>Toledo</b>	<b>29</b>	<b>41</b>	<b>1915-16</b>	<b>2022-23</b>	<b>L2</b>						
Towson	1	0	2019-20	Same	W1-						
Tulane	1	0	2019-20	Same	W1						
UCLA	0	1	2021-22	Same	L1						
Urbana	2	0	1985-86	2008-09	W2						
U.S. International	1	1	1989-90	Same	L1						

**Non-Intercollegiate Teams**

Opponent	W	L	First Meeting	Last Meeting	Streak
Alumni	3	0	1915-16	1917-18	W3
Athletes in Action	1	0	1973-74	Same	W1
Canton Athletic Club	0	1	1908-09	Same	L1
Canton Massillon	0	1	1904-05	Same	L1
Case All-Stars	1	0	1910-11	Same	W1
Cleveland All-Stars	1	0	1909-10	Same	W1
Cleveland YMCA	0	1	1910-11	Same	L1
Cuki-Mestre (Italy)	1	0	1987-88	Same	W1
East End Athletic Club	1	0	1902-03	Same	W1
East Liberty YMCA	0	1	1917-18	Same	L1
Goodyear Wingfoots	1	3	1918-19	1953-54	L3
Haskell Institute	1	0	1906-07	Same	W1
Kfum Orebro (Swd.)	1	0	1988-89	Same	W1
Lockbourne AFB	1	0	1944-45	Same	W1
Marathon AAU	2	0	1985-86	N/A	W2
Mexico University	1	0	1949-50	Same	W1
Ohio St. Medics	1	0	1906-07	Same	W1
Palmetto (S.C.)	0	1	1984-85	Same	L1
Polish Oly. Team	0	1	1965-66	Same	L1
Quantic Marines	0	1	1955-56	Same	L1
Ravenna Byers	3	3	1902-03	1906-07	L1
Wesleyan Medics	1	0	1909-10	Same	W1
Wstrn Reserve Medics	2	0	1901-02	Same	W2
Wheeling YMCA	1	0	1916-17	Same	W1
Windsor Basketball Club	5	0	1978-79	N/A	W5
Yugoslavia National	1	0	1983-84	Same	W1

**BOLD** indicates MAC opponents



2022-23 Akron Men's Basketball  
Team Game-by-Game  
All games

Page 1/1  
as of Mar 04, 2023

Opponent	Date	Score		Total		3-Pointers		Free throws		Rebounds				PF	A	TO	BLK	STL	PTS	AVG
				FG-FGA	PCT	3FG-3FGA	PCT	FT-FTA	PCT	OFF	DEF	TOT	AVG							
South Dakota St.	11/07/2022	81-80	Wot	30-69	.435	11-31	.355	10-12	.833	9	23	32	32.0	17	16	9	5	5	81	81.0
vs Mississippi St.	11/11/2022	54-73	L	16-49	.327	6-27	.222	16-24	.667	6	19	25	28.5	15	13	9	1	8	54	67.5
Morgan St.	11/15/2022	65-59	W	22-61	.361	6-25	.240	15-27	.556	20	23	43	33.3	11	13	11	7	8	65	66.7
vs Western Ky.	11/21/2022	72-53	W	27-48	.563	9-22	.409	9-15	.600	10	33	43	35.8	16	10	13	0	3	72	68.0
vs LSU	11/22/2022	58-73	L	14-54	.259	8-25	.320	22-30	.733	19	17	36	35.8	14	8	14	1	4	58	66.0
vs Nevada	11/23/2022	58-62	L	22-51	.431	7-22	.318	7-11	.636	6	27	33	35.3	19	8	14	1	6	58	64.7
at Marshall	11/30/2022	57-68	L	24-71	.338	5-25	.200	4-11	.364	15	30	45	36.7	15	12	10	0	5	57	63.6
Muskingum	12/04/2022	80-33	W	30-59	.508	15-33	.455	5-16	.313	13	35	48	38.1	13	19	12	4	13	80	65.6
Jackson St.	12/11/2022	85-72	W	28-52	.538	11-28	.393	18-21	.857	5	22	27	36.9	10	19	10	4	7	85	67.8
Wright St.	12/14/2022	66-54	W	25-62	.403	6-26	.231	10-14	.714	11	31	42	37.4	16	11	12	2	10	66	67.6
Maine	12/19/2022	87-55	W	31-57	.544	11-20	.550	14-16	.875	9	25	34	37.1	12	17	16	2	10	87	69.4
at Bradley	12/22/2022	55-74	L	16-57	.281	8-21	.381	15-18	.833	12	31	43	37.6	12	6	15	2	5	55	68.2
Concord	12/30/2022	84-58	W	27-59	.458	12-31	.387	18-28	.643	9	30	39	37.7	14	21	10	2	7	84	69.4
NIU	01/03/2023	76-51	W	26-57	.456	6-20	.300	18-23	.783	12	25	37	37.6	19	11	12	4	7	76	69.9
at Ball St.	01/06/2023	63-70	L	19-49	.388	3-12	.250	22-26	.846	11	22	33	37.3	26	3	17	3	6	63	69.4
at Bowling Green	01/10/2023	74-70	W	25-62	.403	11-30	.367	13-14	.929	8	27	35	37.2	12	14	9	3	7	74	69.7
Eastern Mich.	01/13/2023	104-67	W	34-63	.540	10-33	.303	26-32	.813	10	34	44	37.6	18	22	8	1	2	104	71.7
at Central Mich.	01/17/2023	69-51	W	23-55	.418	8-26	.308	15-22	.682	9	28	37	37.6	19	13	10	2	7	69	71.6
at Western Mich.	01/21/2023	63-55	W	23-63	.365	8-35	.229	9-12	.750	7	24	31	37.2	16	9	3	5	8	63	71.1
Miami (OH)	01/24/2023	73-68	W	23-53	.434	12-32	.375	15-17	.882	11	19	30	36.9	20	14	9	3	1	73	71.2
Ohio	01/28/2023	83-77	W	28-50	.560	9-16	.563	18-25	.720	8	25	33	36.7	13	13	10	0	3	83	71.8
at Buffalo	01/31/2023	81-64	W	31-56	.554	12-18	.667	7-10	.700	7	20	27	36.2	15	23	15	6	10	81	72.2
Kent St.	02/03/2023	67-55	W	19-45	.422	9-22	.409	20-25	.800	8	28	36	36.2	14	12	13	4	6	67	72.0
Toledo	02/07/2023	74-84	L	27-66	.409	11-32	.344	9-11	.818	14	18	32	36.0	23	11	10	2	5	74	72.0
at Ohio	02/10/2023	81-90	L	30-59	.508	11-23	.478	10-18	.556	12	20	32	35.9	18	11	13	5	5	81	72.4
at Eastern Mich.	02/14/2023	78-51	W	28-64	.438	10-30	.333	12-17	.706	17	28	45	36.2	12	14	9	2	4	78	72.6
Buffalo	02/18/2023	86-66	W	29-61	.475	8-22	.364	20-23	.870	11	26	37	36.3	14	15	11	3	7	86	73.1
at Toledo	02/21/2023	63-84	L	26-59	.441	4-21	.190	7-14	.500	11	23	34	36.2	11	10	10	0	3	63	72.8
Western Mich.	02/25/2023	81-64	W	29-55	.527	13-32	.406	10-15	.667	4	27	31	36.0	14	22	5	2	7	81	73.0
Ball St.	02/28/2023	87-83	W	26-59	.441	12-31	.387	23-27	.852	10	22	32	35.9	14	12	9	0	5	87	73.5
at Kent St.	03/03/2023	84-89	Lot	25-57	.439	8-27	.296	26-32	.813	6	21	27	35.6	21	13	12	3	7	84	73.8
<b>Total</b>		<b>2289</b>		<b>783-1782</b>	<b>.439</b>	<b>280-798</b>	<b>.351</b>	<b>443-606</b>	<b>.731</b>	<b>320</b>	<b>783</b>	<b>1103</b>	<b>35.6</b>	<b>483</b>	<b>415</b>	<b>340</b>	<b>79</b>	<b>191</b>	<b>2289</b>	<b>73.8</b>
Opponents		2053		751-1741	.431	214-620	.345	337-459	.734	267	742	1009	32.5	569	357	388	96	173	2053	66.2



Opponents Game-by-Game  
All games

Page 1/1  
as of Mar 04, 2023

Opponent	Date	Score		Total		3-Pointers		Free throws		Rebounds				PF	A	TO	BLK	STL	PTS	AVG
				FG-FGA	PCT	3FG-3FGA	PCT	FT-FTA	PCT	OFF	DEF	TOT	AVG							
South Dakota St.	11/07/2022	81-80	Wot	31-59	.525	4-15	.267	14-17	.824	5	31	36	36.0	15	11	13	4	3	80	80.0
vs Mississippi St.	11/11/2022	54-73	L	29-55	.527	7-14	.500	8-13	.615	11	32	43	39.5	21	17	14	0	9	73	76.5
Morgan St.	11/15/2022	65-59	W	24-64	.375	6-15	.400	5-7	.714	17	26	43	40.7	27	14	15	10	4	59	70.7
vs Western Ky.	11/21/2022	72-53	W	20-54	.370	6-21	.286	7-13	.538	6	10	16	34.5	14	12	5	1	7	53	66.3
vs LSU	11/22/2022	58-73	L	25-52	.481	9-19	.474	14-16	.875	8	23	31	33.8	23	14	10	3	9	73	67.6
vs Nevada	11/23/2022	58-62	L	21-57	.368	9-21	.429	11-13	.846	10	23	33	33.7	14	13	9	3	3	62	66.7
at Marshall	11/30/2022	57-68	L	25-61	.410	8-28	.286	10-15	.667	8	35	43	35.0	13	13	11	9	8	68	66.9
Muskingum	12/04/2022	80-33	W	13-52	.250	6-29	.207	1-7	.143	7	22	29	34.3	9	6	17	3	6	33	62.6
Jackson St.	12/11/2022	85-72	W	32-63	.508	3-9	.333	5-7	.714	10	20	30	33.8	20	14	13	1	6	72	63.7
Wright St.	12/14/2022	66-54	W	23-63	.365	3-10	.300	5-8	.625	11	28	39	34.3	17	10	14	4	3	54	62.0
Maine	12/19/2022	87-55	W	20-46	.435	8-20	.400	7-12	.583	3	17	20	33.0	17	11	23	0	10	55	62.0
at Bradley	12/22/2022	55-74	L	27-64	.422	14-30	.467	6-9	.667	8	30	38	33.4	19	16	8	4	9	74	63.0
Concord	12/30/2022	84-58	W	23-59	.390	4-17	.235	8-11	.727	8	27	35	33.5	21	8	18	2	6	58	62.6
NIU	01/03/2023	76-51	W	18-51	.353	2-15	.133	13-18	.722	11	20	31	33.4	24	5	19	4	5	51	61.8
at Ball St.	01/06/2023	63-70	L	23-58	.397	3-14	.214	21-28	.750	17	20	37	33.6	18	6	11	6	7	70	62.3
at Bowling Green	01/10/2023	74-70	W	26-53	.491	10-21	.476	8-13	.615	3	30	33	33.6	17	15	12	3	6	70	62.8
Eastern Mich.	01/13/2023	104-67	W	20-57	.351	5-23	.217	22-26	.846	2	22	24	33.0	20	7	10	1	5	67	63.1
at Central Mich.	01/17/2023	69-51	W	16-47	.340	8-20	.400	11-16	.688	7	25	32	32.9	18	9	18	5	3	51	62.4
at Western Mich.	01/21/2023	63-55	W	21-55	.382	5-20	.250	8-12	.667	12	35	47	33.7	19	15	15	3	2	55	62.0
Miami (OH)	01/24/2023	73-68	W	24-46	.522	6-17	.353	14-20	.700	7	20	27	33.4	22	10	11	0	4	68	62.3
Ohio	01/28/2023	83-77	W	29-56	.518	10-26	.385	9-15	.600	6	17	23	32.9	21	12	7	2	5	77	63.0
at Buffalo	01/31/2023	81-64	W	24-57	.421	5-20	.250	11-16	.688	16	20	36	33.0	14	16	18	5	8	64	63.0
Kent St.	02/03/2023	67-55	W	21-56	.375	6-26	.231	7-11	.636	10	18	28	32.8	21	7	11	1	7	55	62.7
Toledo	02/07/2023	74-84	L	26-50	.520	9-18	.500	23-28	.821	7	26	33	32.8	12	14	8	4	1	84	63.6
at Ohio	02/10/2023	81-90	L	30-62	.484	10-16	.625	20-23	.870	13	20	33	32.8	18	13	10	1	7	90	64.6
at Eastern Mich.	02/14/2023	78-51	W	19-50	.380	1-15	.067	12-14	.857	5	22	27	32.6	17	9	13	3	4	51	64.1
Buffalo	02/18/2023	86-66	W	26-56	.464	6-18	.333	8-12	.667	7	22	29	32.4	20	9	13	1	4	66	64.2
at Toledo	02/21/2023	63-84	L	32-61	.525	10-20	.500	10-13	.769	9	25	34	32.5	17	16	7	7	7	84	64.9
Western Mich.	02/25/2023	81-64	W	22-59	.373	12-39	.308	8-10	.800	9	23	32	32.5	13	7	12	0	3	64	64.9
Ball St.	02/28/2023	87-83	W	31-60	.517	12-25	.480	9-11	.818	6	26	32	32.5	23	15	9	2	5	83	65.5
at Kent St.	03/03/2023	84-89	Lot	30-58	.517	7-19	.368	22-25	.880	8	27	35	32.5	25	13	14	4	7	89	66.2
<b>Total</b>		<b>2053</b>		<b>751-1741</b>	<b>.431</b>	<b>214-620</b>	<b>.345</b>	<b>337-459</b>	<b>.734</b>	<b>267</b>	<b>742</b>	<b>1009</b>	<b>32.5</b>	<b>569</b>	<b>357</b>	<b>388</b>	<b>96</b>	<b>173</b>	<b>2</b>	



**2022-23 Akron Men's Basketball  
Category Leaders  
All games**

**Points**

##	Player	G	Pts	Pts/G
13	Castaneda, Xavier	29	622	21.4
25	Freeman, Enrique	31	510	16.5
4	Hankerson, Trendon	31	276	8.9
11	Hunter, Sammy	31	248	8.0
2	Tribble, Greg	30	192	6.4
34	Johnson, Nate	31	144	4.6
5	Johnson, Tavari	30	142	4.7
0	Lyles, Amani	26	51	2.0
1	Clarke, Garvin	22	49	2.2
3	Mitchell, Kobe	23	38	1.7
20	Wilson, Evan	12	12	1.0
12	Mayfield, Pat	8	5	0.6

**Scoring Average**

##	Player	G	Pts	Pts/G
13	Castaneda, Xavier	29	622	21.4
25	Freeman, Enrique	31	510	16.5
4	Hankerson, Trendon	31	276	8.9
11	Hunter, Sammy	31	248	8.0
2	Tribble, Greg	30	192	6.4
5	Johnson, Tavari	30	142	4.7
34	Johnson, Nate	31	144	4.6
1	Clarke, Garvin	22	49	2.2
0	Lyles, Amani	26	51	2.0
3	Mitchell, Kobe	23	38	1.7
20	Wilson, Evan	12	12	1.0
12	Mayfield, Pat	8	5	0.6

**Field Goal Percentage**

##	Player	FG	Att	Pct
25	Freeman, Enrique	201	330	.609
34	Johnson, Nate	57	113	.504
0	Lyles, Amani	18	37	.486
13	Castaneda, Xavier	162	391	.414
11	Hunter, Sammy	89	219	.406
5	Johnson, Tavari	57	142	.401
2	Tribble, Greg	71	177	.401
4	Hankerson, Trendon	92	246	.374
20	Wilson, Evan	4	11	.364
12	Mayfield, Pat	2	6	.333
1	Clarke, Garvin	18	66	.273
3	Mitchell, Kobe	12	44	.273

**Field Goal Attempts**

##	Player	G	Att	Att/G
13	Castaneda, Xavier	29	391	13.5
25	Freeman, Enrique	31	330	10.6
4	Hankerson, Trendon	31	246	7.9
11	Hunter, Sammy	31	219	7.1
2	Tribble, Greg	30	177	5.9

**Field Goals Made**

##	Player	G	Made	Made/G
25	Freeman, Enrique	31	201	6.5
13	Castaneda, Xavier	29	162	5.6
4	Hankerson, Trendon	31	92	3.0
11	Hunter, Sammy	31	89	2.9
2	Tribble, Greg	30	71	2.4

**3-Point FG Percentage**

##	Player	3FG	Att	Pct
20	Wilson, Evan	4	9	.444
34	Johnson, Nate	20	48	.417
13	Castaneda, Xavier	102	260	.392
4	Hankerson, Trendon	69	184	.375
5	Johnson, Tavari	22	62	.355
25	Freeman, Enrique	1	3	.333
11	Hunter, Sammy	47	146	.322
3	Mitchell, Kobe	10	40	.250
1	Clarke, Garvin	4	30	.133
2	Tribble, Greg	1	12	.083

**3-Point FG Attempts**

##	Player	G	Att	Att/G
13	Castaneda, Xavier	29	260	9.0
4	Hankerson, Trendon	31	184	5.9
11	Hunter, Sammy	31	146	4.7
5	Johnson, Tavari	30	62	2.1
34	Johnson, Nate	31	48	1.5

**3-Point FG Made**

##	Player	G	Made	Made/G
13	Castaneda, Xavier	29	102	3.5
4	Hankerson, Trendon	31	69	2.2
11	Hunter, Sammy	31	47	1.5
5	Johnson, Tavari	30	22	0.7
34	Johnson, Nate	31	20	0.6





**2022-23 Akron Men's Basketball  
Category Leaders  
All games**

**Free Throw Percentage**

##	Player	Made	Att	Pct
3	Mitchell, Kobe	4	4	1.000
13	Castaneda, Xavier	196	230	.852
4	Hankerson, Trendon	23	30	.767
2	Tribble, Greg	49	66	.742
1	Clarke, Garvin	9	13	.692
11	Hunter, Sammy	23	34	.676
34	Johnson, Nate	10	15	.667
25	Freeman, Enrique	107	175	.611
5	Johnson, Tavari	6	10	.600
0	Lyles, Amani	15	25	.600
12	Mayfield, Pat	1	2	.500

**Free Throw Attempts**

##	Player	G	Att	Att/G
13	Castaneda, Xavier	29	230	7.9
25	Freeman, Enrique	31	175	5.6
2	Tribble, Greg	30	66	2.2
11	Hunter, Sammy	31	34	1.1
4	Hankerson, Trendon	31	30	1.0

**Free Throws Made**

##	Player	G	Made	Made/G
13	Castaneda, Xavier	29	196	6.8
25	Freeman, Enrique	31	107	3.5
2	Tribble, Greg	30	49	1.6
4	Hankerson, Trendon	31	23	0.7
11	Hunter, Sammy	31	23	0.7

**Rebounds**

##	Player	G	Reb	Reb/G
25	Freeman, Enrique	31	345	11.1
13	Castaneda, Xavier	29	123	4.2
4	Hankerson, Trendon	31	122	3.9
34	Johnson, Nate	31	94	3.0
11	Hunter, Sammy	31	84	2.7

**Assists**

##	Player	G	Ast	Ast/G
13	Castaneda, Xavier	29	83	2.9
2	Tribble, Greg	30	68	2.3
4	Hankerson, Trendon	31	66	2.1
25	Freeman, Enrique	31	62	2.0
5	Johnson, Tavari	30	52	1.7

**Rebounds Average**

##	Player	G	Reb	Reb/G
25	Freeman, Enrique	31	345	11.1
13	Castaneda, Xavier	29	123	4.2
4	Hankerson, Trendon	31	122	3.9
34	Johnson, Nate	31	94	3.0
2	Tribble, Greg	30	82	2.7

**Steals**

##	Player	G	Stl	Stl/G
34	Johnson, Nate	31	34	1.1
13	Castaneda, Xavier	29	29	1.0
4	Hankerson, Trendon	31	25	0.8
5	Johnson, Tavari	30	25	0.8
2	Tribble, Greg	30	24	0.8

**Offensive Rebounds**

##	Player	G	OReb	OReb/G
25	Freeman, Enrique	31	101	3.3
34	Johnson, Nate	31	29	0.9
11	Hunter, Sammy	31	28	0.9
2	Tribble, Greg	30	27	0.9
13	Castaneda, Xavier	29	24	0.8

**Blocked Shots**

##	Player	G	Blk	Blk/G
25	Freeman, Enrique	31	35	1.1
4	Hankerson, Trendon	31	15	0.5
2	Tribble, Greg	30	7	0.2
0	Lyles, Amani	26	7	0.3
5	Johnson, Tavari	30	4	0.1

**Defensive Rebounds**

##	Player	G	DReb	DReb/G
25	Freeman, Enrique	31	244	7.9
4	Hankerson, Trendon	31	112	3.6
13	Castaneda, Xavier	29	99	3.4
34	Johnson, Nate	31	65	2.1
11	Hunter, Sammy	31	56	1.8

**Minutes**

##	Player	G	Min	Min/G
4	Hankerson, Trendon	31	1003	32:21
13	Castaneda, Xavier	29	973	33:34
25	Freeman, Enrique	31	968	31:14
2	Tribble, Greg	30	862	28:44
11	Hunter, Sammy	31	630	20:20



**2022-23 Akron Men's Basketball  
Category Leaders  
All games**

**Fouls**

##	Player	G	PF	PF/G
2	Tribble, Greg	30	76	2.5
25	Freeman, Enrique	31	68	2.2
4	Hankerson, Trendon	31	66	2.1
11	Hunter, Sammy	31	52	1.7
34	Johnson, Nate	31	49	1.6

**Turnovers**

##	Player	G	TO	TO/G
25	Freeman, Enrique	31	66	2.1
13	Castaneda, Xavier	29	63	2.2
4	Hankerson, Trendon	31	41	1.3
5	Johnson, Tavari	30	41	1.4
2	Tribble, Greg	30	37	1.2

**Foul Outs**

##	Player	G	FO
2	Tribble, Greg	30	3
25	Freeman, Enrique	31	2
4	Hankerson, Trendon	31	2
11	Hunter, Sammy	31	1
34	Johnson, Nate	31	1

### 2021-22 REVIEW

	Overall	Home	Away	Neutral
<b>2020-21 Record</b>	<b>24-10</b>	<b>12-3</b>	<b>5-5</b>	<b>1-2</b>
<b>2020-21 MAC Record</b>	<b>14-6</b>	<b>7-1</b>	<b>5-5</b>	<b>0-0</b>
<b>2020-21 Non-Conference</b>	<b>3-2</b>	<b>2-0</b>	<b>0-0</b>	<b>1-2</b>

**2022 Defensive Player of the Year - Enrique Freeman**  
**2022 All-MAC Second Team - Enrique Freeman**  
**2022 All-MAC Honorable Mention - Xavier Castaneda**  
**2022 MAC All-Defensive Team - Enrique Freeman**

**MAC Finish - 3rd Overall - No. 4 Seed in Tournament**  
**Mid-American Conference Tournament Results:**  
**Quarterfinal Game: W - No. 3 Akron 74, No. 6 Bowling Green 67**  
**Semifinal Game: L - No. 2 Buffalo 81, No. 3 Akron 81**

- Akron claimed the 2022 Mid-American Conference Men's Basketball Tournament Championship and advanced to the 2022 NCAA Tournament for the fifth time in program history..Akron is 40-16 over the last three years in MAC play, owning the best winning percentage (.714) in the league.
- Akron team No. 121 finished the season with a 24-10 overall record and 14-6 record in league play. For the fifth time as a Division I program, the Zips competed in March Madness with an automatic qualifying bid to the NCAA Tournament as a No. 13 seed and played against the No. 4 seed UCLA Bruins in the First Round of the East Region at the Moda Center in Portland, Oregon on March 17, 2022.
- The Zips had three players earn 2022 All-MAC honors: Enrique Freeman who was named MAC Defensive Player of the Year, MAC Tournament MVP and Second Team All-MAC; Ali Ali was named second-team All-MAC; Xavier Castaneda was an honorable mention selection.
- Freeman ranked No. 1 in the nation in field goal percentage (.665) and landed in the NCAA Top 20 in six categories: No. 4 total rebounds (367), No. 6 rebounds per game (10.8), No. 8 double-doubles (18), No. 9 defensive rebounds per game (7.53) and No. 19 offensive rebounds per game (3.26). Freeman was one of 13 players in the NCAA to average a double-double in points (13.2) and rebounds (10.8). He led the MAC in 5-of-6 categories, ranking No. 2 in offensive rebounds per game.



Akron - 2022-23 Men's Basketball Ranking Summary thru games 03/07/2023

Statistic	National Rank	Conference Rank	Value	National Leader	Value	Conference Leader	Value
Assist/Turnover Ratio (352 ranked)	72	2	1.22	Virginia	1.87	Toledo	1.57
Assists Per Game (352 ranked)	158	5	13.4	Xavier	19.9	Toledo	15.3
Bench Points per game (352 ranked)	312	12	13.90	Fla. Atlantic	36.74	Bowling Green	26.48
Blocks Per Game (352 ranked)	272	8	2.5	Utah Valley	6.7	Ball St. Kent St.	3.9 3.9
Effective FG pct (352 ranked)	137	6	0.518	Gonzaga	0.592	Toledo	0.567
Fastbreak Points (352 ranked)	210	11	8.65	TCU	18.81	Buffalo	15.26
Field Goal Percentage (352 ranked)	216	10	43.9	Gonzaga	52.9	Toledo	49.6
Field Goal Percentage Defense (352 ranked)	136	2	43.1	Tennessee	36.4	Kent St.	40.1
Fouls Per Game (352 ranked)	73	1	15.6	Colgate	12.6	Akron	15.6
Free Throw Attempts Per Game (352 ranked)	91	6	19.5	Texas A&M	25.4	Ball St.	23.9
Free Throw Percentage (352 ranked)	119	4	73.1	Villanova	82.3	Miami (OH)	78.0
Free Throws Made Per Game (352 ranked)	80	4	14.3	Texas A&M	19.4	Ball St.	16.4
Rebound Margin (352 ranked)	90	3	3.0	Purdue	11.1	Western Mich.	4.7
Rebounds (Defensive) Per Game (352 ranked)	141	4	25.26	Alabama	31.68	Buffalo	26.19
Rebounds (Offensive) Per Game (352 ranked)	151	8	10.32	UAB	13.81	Western Mich.	12.23
Rebounds Per Game (352 ranked)	132	6	35.58	Alabama	44.26	Buffalo	37.90
Scoring Defense (352 ranked)	68	2	66.2	North Texas	55.4	Kent St.	65.4
Scoring Margin (352 ranked)	57	3	7.6	Houston	19.5	Kent St.	10.7
Scoring Offense (352 ranked)	124	7	73.8	Gonzaga	87.5	Toledo	85.7
Steals Per Game (352 ranked)	206	7	6.2	UMES	11.0	Kent St.	9.0
Three Point Attempts Per Game (352 ranked)	27	1	25.7	Cornell	30.4	Akron	25.7
Three Point Percentage (352 ranked)	129	4	35.1	Colgate	40.8	Toledo	40.5
Three Point Percentage Defense (352 ranked)	228	7	34.5	Tennessee	25.5	Kent St.	31.1
Three Pointers Per Game (352 ranked)	32	1	9.0	Chattanooga	11.4	Akron	9.0
Turnover Margin (352 ranked)	75	3	1.5	Missouri	5.8	Kent St.	4.5
Turnovers Forced Per Game (352 ranked)	175	7	12.52	Morgan St.	18.93	Kent St.	16.13
Turnovers Per Game (352 ranked)	44	2	11.0	Virginia	8.6	Toledo	9.7
Winning Percentage (352 ranked)	68	3	67.7	Houston	93.5	Kent St. Toledo	80.6 80.6

Statistic	Player	National Rank	Conference Rank	Value	National Leader	Value	Conference Leader	Value
Assist/Turnover Ratio (350 ranked)					Connor McCaffery, Iowa	4.19	RayJ Dennis, Toledo	3.10
Assists (347 ranked)					Yuri Collins, Saint Louis	304	RayJ Dennis, Toledo	183
Assists Per Game (340 ranked)					Yuri Collins, Saint Louis	10.1	RayJ Dennis, Toledo	5.9
Blocks (330 ranked)	Enrique Freeman	135	3	35	Jamarion Sharp, Western Ky.	127	JT Shumate, Toledo	37
Blocks Per Game (348 ranked)	Enrique Freeman	146	3	1.13	Jamarion Sharp, Western Ky.	4.23	JT Shumate, Toledo	1.19
Double Doubles (405 ranked)	Enrique Freeman	5	1	18	Joel Soriano, St. John's (NY) Zach Edey, Purdue	23 23	Enrique Freeman, Akron	18
Field Goal Attempts (344 ranked)	Xavier Castaneda	143	8	391	Antoine Davis, Detroit Mercy	732	Emoni Bates, Eastern Mich.	477
Field Goal Percentage (345 ranked)	Enrique Freeman Xavier Castaneda	20 296	2 13	60.9 41.4	Ryan Kalkbrenner, Creighton	70.4	Dwight Wilson, Ohio	62.0
Field Goals (348 ranked)	Enrique Freeman Xavier Castaneda	59 253	2 14	201 162	Antoine Davis, Detroit Mercy	303	RayJ Dennis, Toledo	233
Free Throw Attempts (347 ranked)	Xavier Castaneda Enrique Freeman	8 56	1 3	230 175	Drew Pember, UNC Asheville	314	Xavier Castaneda, Akron	230
Free Throw Percentage (346 ranked)	Xavier Castaneda	66	4	85.2	Walter Clayton Jr., Iona	94.4	Mekhi Lairy, Miami (OH)	91.9
Free Throws (338 ranked)	Xavier Castaneda Enrique Freeman	4 166	1 8	196 107	Drew Pember, UNC Asheville	262	Xavier Castaneda, Akron	196
Minutes Per Game (347 ranked)	Xavier Castaneda Trendon Hankerson	201 323	11 13	33:34 32:21	Daryl Banks III, St. Bonaventure	38:13	Sincere Carry, Kent St.	36:29
Points (348 ranked)	Xavier Castaneda Enrique Freeman	22 138	1 9	622 510	Antoine Davis, Detroit Mercy	930	Xavier Castaneda, Akron	622
Points Per Game (348 ranked)	Xavier Castaneda Enrique Freeman	12 145	1 9	21.4 16.5	Antoine Davis, Detroit Mercy	28.2	Xavier Castaneda, Akron	21.4
Rebounds (343 ranked)	Enrique Freeman	6	1	345	Zach Edey, Purdue	385	Enrique Freeman, Akron	345
Rebounds (Defensive) Per Game (349 ranked)	Enrique Freeman	5	1	7.87	Dillon Jones, Weber St.	10.12	Enrique Freeman, Akron	7.87
Rebounds (Offensive) Per Game (347 ranked)	Enrique Freeman	26	2	3.26	Zach Edey, Purdue	5.47	Dwight Wilson, Ohio	3.57
Rebounds Per Game (350 ranked)	Enrique Freeman	4	1	11.1	Oscar Tshiebwé, Kentucky	13.1	Enrique Freeman, Akron	11.1
Steals (321 ranked)					Kellen Tynes, Maine	98	Malique Jacobs, Kent St.	81
Steals Per Game (346 ranked)					Kellen Tynes, Maine	3.27	Malique Jacobs, Kent St.	2.70
Three Point Attempts (342 ranked)	Xavier Castaneda Trendon Hankerson	10 190	1 7	260 184	Antoine Davis, Detroit Mercy	386	Xavier Castaneda, Akron	260
Three Point Percentage (101 ranked)	Xavier Castaneda	50	1	39.2	Oliver Lynch-Daniels, Colgate	50.7	Xavier Castaneda, Akron	39.2
Three Pointers Per Game (344 ranked)	Xavier Castaneda Trendon Hankerson	6 189	1 8	3.52 2.23	Antoine Davis, Detroit Mercy	4.82	Xavier Castaneda, Akron	3.52
Total 3-point FGM (340 ranked)	Xavier Castaneda Trendon Hankerson	9 166	1 6	102 69	Antoine Davis, Detroit Mercy	159	Xavier Castaneda, Akron	102
Triple Doubles (2 ranked)					Tristen Newton, UConn	2		



Official Basketball Box Score - Final  
**South Dakota St. at Akron**  
 11/07/22 James A. Rhodes Arena, Akron  
 2022-23 Men's Basketball

Game Time: 7:00 PM  
 Game Duration: 2:07  
 Attendance: 2,157



Official Basketball Box Score - Final  
**Mississippi St. at Akron**  
 11/12/22 Wells Fargo Center, Philadelphia  
 2022-23 Men's Basketball

Game Time: 7:50 PM  
 Game Duration: 2:02  
 Attendance: 5,213



South Dakota St. - 80 Record: 0-1

NO. Name	Min	FG		3P		FT		Rebounds		Fouls		TP	AS	TO	ST	Blocks			+/-
		M/A	A/A	M/A	A/A	OR	DR	TOT	PF	FD	BS					BA	BB		
32 Matt Dentinger	F 23:24	6-8	0-1	3-4	1	5	6	5	3	15	0	1	0	3	0	0	0	0	-4
42 William Kyle III	F 30:12	7-10	0-0	0-0	0	3	3	4	0	14	1	1	0	1	1	1	5		
2 Zeke Mayo	G 40:26	5-13	1-5	2-2	0	7	7	0	1	13	2	4	1	0	2	1			
30 Charlie Easley	G 34:31	3-9	0-4	5-6	3	4	7	2	6	11	1	0	0	0	1	0	-2		
34 Alex Ariens	G 39:15	4-8	0-1	4-5	0	4	4	1	5	12	6	4	1	0	0	0	-1		
1 Matt Mims	32:32	3-4	3-4	0-0	1	2	2	1	0	9	0	1	0	0	0	0	-1		
11 Matthew Mors	19:05	3-6	0-0	0-0	0	1	2	2	2	6	0	1	0	1	0	0	-3		
15 Tanner Te Slaa	05:35	0-1	0-0	0-0	0	2	2	0	0	0	1	0	0	0	0	0	0		
<b>Team</b>					0	3	3			0	1								
<b>Totals</b>		31-59	4-15	14-17	5	31	36	15	17	80	11	13	3	4	5	1			

Shooting By Period  
 1st FG% 17-30 56.7%  
 3PT% 3-7 42.9%  
 FT% 4-5 80.0%  
 2nd FG% 11-22 50.0%  
 3PT% 7-8 87.5%  
 FT% 7-8 87.5%  
 3PT% 3-7 42.9%  
 FT% 1-4 25.0%  
 FT% 3-4 75%  
 GM FG% 31-59 52.5%  
 3PT% 4-15 26.7%  
 FT% 14-17 82.4%  
 Dead Ball Rebounds: 2, 0  
 Technical Fouls: NONE

Mississippi St. - 73 Record: 2-0

NO. Name	Min	FG		3P		FT		Rebounds		Fouls		TP	AS	TO	ST	Blocks			+/-
		M/A	A/A	M/A	A/A	OR	DR	TOT	PF	FD	BS					BA	BB		
0 D.J. Jeffries	F 26:12	5-11	2-3	1-2	0	2	2	2	2	15	1	0	0	0	0	0	0	0	
1 Tolu Smith	F 26:21	11-13	0-0	4-6	4	4	6	1	5	26	1	3	0	0	0	14			
4 Cameron Matthews	F 15:59	3-3	1-1	0-0	1	3	4	3	0	7	1	0	0	0	0	0	13		
2 Jamel Horton Jr.	G 18:11	1-4	1-1	0-0	0	4	4	2	1	3	0	1	1	0	1	0	-7		
11 Eric Reed, Jr.	G 17:10	1-3	1-2	0-0	0	0	0	3	1	3	4	0	0	0	0	0	1		
3 Shakeel Moore	23:52	3-7	0-2	0-1	0	6	6	3	2	6	2	3	4	0	0	0	22		
13 Will McNair Jr.	11:42	0-2	0-1	0-0	0	2	2	1	0	0	1	2	1	0	0	0	6		
10 Dashawn Davis	20:32	3-3	2-2	0-0	0	2	2	2	2	8	4	2	1	0	0	0	25		
14 Tyler Stevenson	22:04	0-3	0-0	2-2	1	5	6	2	2	2	3	2	1	0	0	0	7		
30 Shawn Jones, Jr.	10:49	1-3	0-1	1-2	3	2	5	1	2	3	0	1	1	0	0	0	7		
5 Kimani Hamilton	G 01:57	0-0	0-0	0-0	0	0	0	1	0	0	0	0	0	0	0	0	0	-1	
12 KaShawn Murphy	01:57	0-2	0-1	0-0	1	0	1	0	0	0	0	0	0	0	0	0	-1		
21 Marvian Russell	01:57	0-1	0-0	0-0	0	0	0	0	0	0	0	0	0	0	0	0	-1		
15 Justin Rumph	01:17	0-0	0-0	0-0	0	0	0	0	0	0	0	0	0	0	0	0	0	-1	
<b>Team</b>					1	2	3			0	0								
<b>Totals</b>		29-55	7-14	8-13	11	32	43	21	15	73	17	14	9	0	1	19			

Shooting By Period  
 1st FG% 13-22 59.1%  
 3PT% 3-4 75.0%  
 FT% 6-10 60%  
 2nd FG% 15-33 45.5%  
 3PT% 4-10 40.0%  
 FT% 2-3 66.7%  
 GM FG% 29-55 52.7%  
 3PT% 7-14 50.0%  
 FT% 8-13 61.5%  
 Dead Ball Rebounds: 1, 0  
 Technical Fouls: NONE

Akron - 81 Record: 1-0

NO. Name	Min	FG		3P		FT		Rebounds		Fouls		TP	AS	TO	ST	Blocks			+/-
		M/A	A/A	M/A	A/A	OR	DR	TOT	PF	FD	BS					BA	BB		
11 Sammy Hunter	F 22:16	2-10	0-6	0-0	1	3	4	1	0	4	0	1	0	0	0	1	-1		
25 Enrique Freeman	F 34:07	10-15	0-0	3-4	5	9	14	4	4	23	6	3	0	1	1	0	-4		
2 Greg Tribble	G 33:47	2-10	0-2	1-2	1	4	5	4	2	5	1	1	1	1	0	0	-1		
4 Trendon Hankerson	G 42:04	4-9	2-6	1-1	0	1	1	2	1	11	1	1	1	0	0	1	8		
13 Xavier Castaneda	G 41:22	9-14	8-12	5-5	0	1	1	0	7	31	7	2	2	2	0	0	0	-1	
1 Garvin Clarke	22:21	0-5	0-3	0-0	1	3	4	2	1	0	0	1	0	1	1	-2			
34 Nate Johnson	25:09	3-4	1-2	0-0	0	2	2	2	0	7	1	0	1	0	0	0	-1		
0 Amani Lyles	03:54	0-1	0-0	0-0	0	0	0	0	2	0	0	0	0	0	0	0	0	-1	
<b>Team</b>					1	0	1			0	0								
<b>Totals</b>		30-68	11-31	10-12	9	23	32	17	15	81	16	9	5	5	4	1			

Shooting By Period  
 1st FG% 13-34 38.2%  
 3PT% 5-16 31.3%  
 FT% 4-4 100%  
 2nd FG% 14-29 48.3%  
 3PT% 5-13 38.5%  
 FT% 2-2 100%  
 3PT% 3-5 60.0%  
 FT% 1-2 50.0%  
 GM FG% 30-68 44.1%  
 3PT% 11-31 35.5%  
 FT% 10-12 83.3%  
 Dead Ball Rebounds: 0, 1  
 Technical Fouls: NONE

Akron - 54 Record: 1-1

NO. Name	Min	FG		3P		FT		Rebounds		Fouls		TP	AS	TO	ST	Blocks			+/-
		M/A	A/A	M/A	A/A	OR	DR	TOT	PF	FD	BS					BA	BB		
11 Sammy Hunter	F 23:40	2-8	1-5	0-1	0	3	3	1	1	5	0	0	0	0	0	0	-11		
25 Enrique Freeman	F 27:33	3-5	0-0	3-4	1	2	3	3	5	9	0	2	2	0	0	0	-12		
2 Greg Tribble	G 32:16	2-7	0-2	1-2	0	2	2	3	3	5	0	0	0	0	0	0	-14		
4 Trendon Hankerson	G 27:16	1-7	1-4	2-2	1	3	4	3	1	5	0	2	1	1	0	0	-15		
13 Xavier Castaneda	G 35:18	5-14	3-10	7-10	1	3	4	2	6	20	6	2	3	0	0	0	-19		
1 Garvin Clarke	22:35	2-5	1-4	3-5	2	1	3	2	5	8	4	2	1	0	0	0	-16		
34 Nate Johnson	18:51	0-2	0-2	0-0	0	1	1	1	0	0	0	0	0	0	0	0	-8		
0 Amani Lyles	04:10	0-0	0-0	0-0	0	0	0	0	0	0	0	0	0	0	0	0	0	-1	
5 Tavari Johnson	05:43	0-0	0-0	0-0	0	0	0	0	0	0	0	0	0	0	0	0	0	-1	
3 Kobe Mitchell	01:57	1-1	0-0	0-0	0	0	0	0	0	2	0	0	1	0	0	1	0	0	
20 Evan Wilson	00:41	0-0	0-0	0-0	0	0	0	0	0	0	0	0	0	0	0	0	0	0	
<b>Team</b>					1	4	5			0	0								
<b>Totals</b>		16-49	6-27	16-24	6	19	25	15	21	54	13	9	8	1	0	1	19		

Shooting By Period  
 1st FG% 8-27 29.6%  
 3PT% 3-15 20.0%  
 FT% 8-11 72.7%  
 2nd FG% 8-22 36.4%  
 3PT% 3-12 25.0%  
 FT% 8-13 61.5%  
 GM FG% 16-49 32.7%  
 3PT% 6-27 22.2%  
 FT% 16-24 66.7%  
 Dead Ball Rebounds: 3, 0  
 Technical Fouls: NONE

	SDSU	AKRON
Biggest lead	8 (1st 6:32)	4 (2nd 11:36)
Best Scoring Run	8 (1st 10:14)	8 (2nd 11:36)
Lead Changes	9	
Times Tied	7	
Time with Lead	30:31	09:10

Points from	SDSU	AKRON
Turnovers	11	18
Paint	38	34
Second Chance	5	6
Fast Breaks	5	0
Bench	15	7

Period by Period Scoring	1st	2nd	OT	TOT
SDSU	41	29	10	80
AKRON	35	35	11	81

	Mis St	Akron
Biggest lead	20 (2nd 2:03)	1 (2nd 16:10)
Best Scoring Run	9 (2nd 8:29)	9 (2nd 16:10)
Lead Changes	2	
Times Tied	1	
Time with Lead	37:28	01:30

Points from	Mis St	Akron
Turnovers	13	6
Paint	40	20
Second Chance	10	8
Fast Breaks	5	7
Bench	19	10

Period by Period Scoring	1st	2nd	TOT
Mis St	35	38	73
Akron	27	27	54

Game Notes: BARSTOOL SPORTS INVITATIONAL - GAME 2 • BARSTOOL SPORTS INVITATIONAL MVP - Miss State Tolu Smith •  
 Technical Fouls: NONE



Official Basketball Box Score - Final  
**Morgan St. at Akron**  
 11/15/22 James A. Rhodes Arena, Akron, Ohio  
 2022-23 Men's Basketball

Game Time: 7:00 PM  
 Game Duration: 2:02  
 Attendance: 1,759



Official Basketball Box Score - Final  
**Akron at Western Ky.**  
 11/21/22 John Gray Gymnasium, Georgetown, W. Virginia  
 2022-23 Men's Basketball

Game Time: 1:20 PM  
 Game Duration: 1:50



Morgan St. - 59 Record: 1-3

NO. Name	Min	FG		3P		FT		Rebounds		Fouls		TP	AS	TO	ST	Blocks			+/-
		M/A	A/A	M/A	A/A	OR	DR	TOT	PF	FD	BS					BA	BB		
1 Khalil Turner	F 21:21	1-7	1-2	0-0	0	4	4	5	0	3	1	1	2	1	2	2	2		
5 Lewis Djonkam	F 23:26	3-7	0-0	0-0	2	0	2	3	1	6	1	2	1	1	0	0	-5		
2 Isaiah Burke	G 31:06	4-8	2-3	2															



Official Basketball Box Score - Final  
**LSU at Akron**  
 11/23/22 John Gray Gymnasium, George Town, Cayman Islands  
 2022-23 Men's Basketball

Game Time: 1:30 PM  
 Game Duration: 2:04



Official Basketball Box Score - Final  
**Akron at Nevada**  
 11/23/22 John Gray Gymnasium, George Town, Cayman Islands  
 2022-23 Men's Basketball

Game Time: 5:00 PM  
 Game Duration: 2:09

Officials: John Gaffney, Doug Shows, Matt Potter

Officials: John Gaffney, Randy McCall, Pat Adams

NO.	Name	Min	FG		3P		FT		Rebounds		Fouls		TP	AS	TO	ST	Blocks			+/-	
			M-A	M-A	M-A	M-A	OR	DR	TOT	PF	FD	BS					BA	BB			
5	Mwani Wilkinson	F 10:13	1-1	0-0	0-0	1	1	2	3	0	2	1	0	0	0	0	0	0	0	0	9
12	KJ Williams	F 30:59	6-13	2-4	5-6	2	3	5	3	4	19	0	0	0	3	1	0	0	0	16	
13	Jalen Reed	F 19:21	1-3	1-1	0-0	0	4	4	0	1	3	1	0	0	0	0	0	0	0	6	
3	Justice Hill	G 25:43	5-11	0-3	4-4	0	2	2	2	2	14	3	0	0	0	0	1	4	1	4	
44	Adam Miller	G 38:37	9-15	5-9	0-0	0	2	2	4	0	23	2	6	0	0	0	0	0	16		
20	Derek Fountain	G 20:39	2-3	0-0	1-1	2	3	4	1	1	5	1	1	1	1	2	0	0	9		
0	Trae Hannibal	G 22:57	0-1	0-0	0-0	0	5	5	2	1	0	0	0	0	0	0	0	0	8		
1	Cam Hayes	G 16:31	1-3	1-1	4-5	0	1	1	2	4	7	3	1	1	0	0	0	0	5		
4	Kendal Coleman	G 09:01	0-1	0-0	0-0	0	0	0	3	0	0	0	0	1	0	0	0	0	1		
15	Tyrell Ward	G 05:59	0-1	0-1	0-0	0	1	1	0	0	0	0	0	0	1	0	0	0	1		
Team						3	3	6			0	0	1								
<b>Totals</b>		25:52	9-19	14-16	8	23	31	23	13	14	10	9	3	1	5						

Technical Fouls: Miller 1<sup>st</sup> 10:04 Hill 2<sup>nd</sup> 14:54 Fountain 2<sup>nd</sup> 22:42

Shooting By Period	
1 <sup>st</sup> FG%	9-24 37.5%
3PT%	5-9 55.6%
FT%	10-11 90.9%
2 <sup>nd</sup> FG%	16-28 57.1%
3PT%	4-10 40.0%
FT%	4-5 80%
GM FG%	25-52 48.1%
3PT%	9-19 47.4%
FT%	14-16 87.5%

Dead Ball Rebounds: 3, 0

NO.	Name	Min	FG		3P		FT		Rebounds		Fouls		TP	AS	TO	ST	Blocks			+/-
			M-A	M-A	M-A	M-A	OR	DR	TOT	PF	FD	BS					BA	BB		
11	Sammy Hunter	F 11:45	0-4	0-2	0-0	0	0	0	1	0	0	0	0	0	0	0	0	0	0	0
25	Enrique Freeman	F 35:27	4-11	0-1	3-3	2	7	9	3	6	9	2	2	0	1	2	4	0	0	5
2	Greg Tribble	G 26:32	3-4	0-1	1-1	1	1	2	3	3	7	1	4	1	0	0	0	0	0	6
4	Trendon Hankerson	G 37:04	3-7	2-5	0-0	0	7	7	3	1	8	0	2	0	0	0	0	0	0	11
13	Xavier Castaneda	G 31:01	2-10	2-9	5-7	0	3	3	2	4	11	1	1	0	0	0	0	0	0	5
1	Garvin Clarke	G 07:58	0-1	0-0	0-0	0	2	2	0	0	0	0	0	0	0	0	0	0	0	
3	Kobe Mitchell	G 03:49	0-1	0-1	0-0	0	0	0	0	0	0	0	0	0	0	0	0	0	0	
34	Nate Johnson	G 19:18	1-3	0-1	0-0	0	3	3	4	0	2	0	1	2	0	0	0	0	0	
5	Tavari Johnson	G 26:26	9-10	3-3	0-0	0	3	3	0	0	21	4	3	2	0	1	8	0	1	
8	Amani Lyles	G 00:40	0-0	0-0	0-0	0	0	0	0	0	0	0	0	0	0	0	0	0	0	
Team						3	1	4			0	0	1							
<b>Totals</b>		22:51	7-22	7-11	6	27	33	19	14	58	8	14	8	1	3	4				

Technical Fouls: NONE

Shooting By Period	
1 <sup>st</sup> FG%	10-26 38.5%
3PT%	1-10 10.0%
FT%	3-4 75%
2 <sup>nd</sup> FG%	12-25 48.0%
3PT%	6-12 50.0%
FT%	4-7 57.1%
GM FG%	22-51 43.1%
3PT%	7-22 31.8%
FT%	7-11 63.6%

Dead Ball Rebounds: 4, 0

NO.	Name	Min	FG		3P		FT		Rebounds		Fouls		TP	AS	TO	ST	Blocks			+/-
			M-A	M-A	M-A	M-A	OR	DR	TOT	PF	FD	BS					BA	BB		
11	Sammy Hunter	F 27:09	4-14	3-11	2-2	1	0	1	0	1	13	0	0	1	0	0	0	0	0	-6
25	Enrique Freeman	F 34:00	1-6	0-0	1-4	5	5	10	1	6	3	2	1	0	1	1	1	1	-11	
2	Greg Tribble	G 29:44	0-3	0-0	3-4	1	3	4	5	3	0	3	0	0	0	1	0	0	-8	
4	Trendon Hankerson	G 22:11	0-2	0-1	2-2	1	2	4	1	2	1	1	0	0	0	0	0	0	-8	
13	Xavier Castaneda	G 36:06	6-16	4-9	12-16	1	5	6	0	6	28	4	3	1	0	0	0	0	-3	
1	Garvin Clarke	G 17:03	1-6	0-3	0-0	1	0	1	1	1	2	1	1	0	0	0	0	0	-20	
34	Nate Johnson	G 20:20	0-2	0-0	0-0	0	5	2	0	0	0	0	0	2	0	0	1	0	-10	
0	Amani Lyles	G 02:34	1-2	0-0	0-0	0	0	0	0	0	0	0	0	0	0	0	0	0	-9	
5	Tavari Johnson	G 10:53	1-3	1-1	2-2	0	0	0	0	3	1	5	0	2	2	0	0	0	0	
Team						4	1	5			0	0	1							
<b>Totals</b>		14:54	8-25	22-30	19	17	36	14	21	58	8	14	4	1	3	15				

Technical Fouls: Hankerson 1<sup>st</sup> 10:04

Shooting By Period	
1 <sup>st</sup> FG%	9-29 31.0%
3PT%	5-16 31.3%
FT%	12-15 80%
2 <sup>nd</sup> FG%	5-25 20.0%
3PT%	3-9 33.3%
FT%	10-15 66.7%
GM FG%	14-54 25.9%
3PT%	8-25 32.0%
FT%	22-30 73.3%

Dead Ball Rebounds: 6, 1

NO.	Name	Min	FG		3P		FT		Rebounds		Fouls		TP	AS	TO	ST	Blocks			+/-
			M-A	M-A	M-A	M-A	OR	DR	TOT	PF	FD	BS					BA	BB		
5	Darrion Williams	F 36:58	1-6	1-3	3-3	3	7	10	2	2	6	4	0	2	0	0	0	0	0	7
14	Tre Coleman	F 32:35	2-5	1-2	0-0	2	2	4	3	1	5	2	0	0	0	0	0	0	0	11
50	Will Baker	C 31:19	8-14	1-1	3-4	2	4	6	1	3	20	2	3	1	1	0	1	0	10	
2	Jarod Lucas	G 32:51	5-15	4-9	2-2	0	1	1	1	3	16	1	1	0	0	1	0	0	10	
45	Kenan Blackshear	G 31:08	3-7	1-2	3-4	0	5	5	2	10	10	4	2	0	0	0	0	0	7	
11	Nick Davidson	G 16:29	1-5	1-3	0-0	0	2	2	3	0	3	0	2	0	0	0	0	0	-3	
3	Trey Pettigrew	G 10:30	1-4	0-0	0-0	1	2	1	2	1	0	2	0	1	0	2	0	0	-9	
1	Tyler Powell	G 08:10	0-1	0-1	0-0	0	0	0	0	1	0	0	0	0	0	0	0	0	-13	
Team						2	1	3			0	0	0	0	0	0	0	0	0	
<b>Totals</b>		21:57	9-21	11-13	10	23	33	14	19	62	13	9	3	1	4					

Technical Fouls: NONE

Shooting By Period	
1 <sup>st</sup> FG%	7-27 25.9%
3PT%	1-8 12.5%
FT%	5-6 83.3%
2 <sup>nd</sup> FG%	14-30 46.7%
3PT%	8-13 61.5%
FT%	6-7 85.7%
GM FG%	21-57 36.9%
3PT%	9-21 42.9%
FT%	11-13 84.6%

Dead Ball Rebounds: 1, 0

LSU		AKR	
Biggest lead	15 (2 <sup>nd</sup> 2:19)	8 (1 <sup>st</sup> 4:21)	
Best Scoring Run	6 (1 <sup>st</sup> 14:25)	8 (1 <sup>st</sup> 7:53)	
Lead Changes	6	8	
Times Tied	5	5	
Time with Lead	25:58	09:54	

Points from Turnovers		LSU		AKR	
1st	13	14			
2nd	22	10			
TOT	35	24			

Period by Period Scoring			
1st	33	40	73
2nd	35	23	58
TOT	68	63	131

AKR		NEV	
Biggest lead	8 (1 <sup>st</sup> 2:20)	7 (1 <sup>st</sup> 16:10)	
Best Scoring Run	7 (1 <sup>st</sup> 11:02)	8 (2 <sup>nd</sup> 16:37)	
Lead Changes	6	6	
Times Tied	4	5	
Time with Lead	26:10	10:37	

Points from Turnovers		AKR		NEV	
1st	24	18			
2nd	8	6			
TOT	32	24			



Official Basketball Box Score - Final  
**Akron at Marshall**  
 11/30/22 Gam Henderson Center, Huntington  
 2022-23 Men's Basketball

Game Time: 7:30 PM  
 Game Duration: 1:43  
 Attendance: 4,012



Official Basketball Box Score - Final  
**Muskingum at Akron**  
 12/04/22 James A. Rhodes Arena, Akron, Ohio  
 2022-23 Men's Basketball



Official Basketball Box Score - Final  
**Jackson St. at Akron**  
 12/11/22 James A. Rhodes Arena, Akron  
 2022-23 Men's Basketball

Game Time: 2:00 PM  
 Game Duration: 1:56  
 Attendance: 1,385



Official Basketball Box Score - Final  
**Wright St. at Akron**  
 12/11/22 James A. Rhodes Arena, Akron  
 2022-23 Men's Basketball

Game Time: 7:00 PM  
 Game Duration: 1:48  
 Attendance: 1,398

Officials: Bill Ex, Frank Spencer, Scott Sivley

Jackson St. - 72

Record: 1-8

NO.	Name	Min	FG		3P		FT		Rebounds		Fouls		TP	AS	TO	ST	Blocks		+/-	
			M	A	M	A	M	A	OR	DR	PF	FD					BS	BA		
1	Zeke Cook	F 21:02	3-7	0-0	1-2	2-3	5-7	1-0	0-0	0-0	0-0	0-0	0-0	0-0	0-0	0-0	0-0	0-0	0-0	-6
3	Trace Young	F 25:49	2-3	0-0	3-3	1-4	5-3	2-7	1-3	0-0	0-0	0-0	0-0	0-0	0-0	0-0	0-0	0-0	0-0	-9
13	Romelle Mansel	F 27:16	3-6	0-0	0-0	1-1	2-3	0-0	6-3	0-0	0-0	0-0	0-0	0-0	0-0	0-0	0-0	0-0	0-0	0
2	Ken Evans	G 33:20	4-13	0-1	0-0	2-2	4-4	3-1	8-6	2-4	0-2	1-2	0-0	0-0	0-0	0-0	0-0	0-0	0-0	-12
4	Collie Young	G 21:55	3-6	2-5	1-1	0-3	3-3	1-1	9-1	1-1	1-0	0-0	0-0	0-0	0-0	0-0	0-0	0-0	0-0	-2
31	Jamarcus Jones	26:29	8-10	0-0	0-0	2-2	1-1	1-1	16-0	0-0	0-0	0-0	0-0	0-0	0-0	0-0	0-0	0-0	0-0	-5
5	Keveon Hunt	12:40	5-8	0-1	0-0	0-1	1-1	1-0	10-1	2-1	1-0	0-0	0-0	0-0	0-0	0-0	0-0	0-0	0-0	-3
10	Chase Adams	25:55	4-9	1-2	0-0	1-3	4-3	0-0	9-1	3-0	0-0	0-0	0-0	0-0	0-0	0-0	0-0	0-0	0-0	-12
32	Treyon Johnson	05:34	0-1	0-0	0-0	0-0	0-0	0-0	0-0	0-0	0-0	0-0	0-0	0-0	0-0	0-0	0-0	0-0	0-0	-16
Team																				
<b>Totals</b>			32-63	3-9	5-7	10-20	30-20	10-20	72	14	13	6	1	4	1	4	1	13		

Technical Fouls: NONE

Shooting By Period		
1st FG%	13-30	43.3%
3PT%	0-4	0.0%
FT%	0-0	0%
2nd FG%	19-33	57.6%
3PT%	3-5	60.0%
FT%	5-7	71.4%
GM FG%	32-63	50.8%
3PT%	3-9	33.3%
FT%	5-7	71.4%

Dead Ball Rebounds: 1, 0

Wright St. - 54

Record: 5-6

NO.	Name	Min	FG		3P		FT		Rebounds		Fouls		TP	AS	TO	ST	Blocks		+/-	
			M	A	M	A	M	A	OR	DR	PF	FD					BS	BA		
14	Brandon Noel	F 23:59	3-8	0-1	1-2	0-2	2-2	2-7	7-0	2-0	0-0	0-0	0-0	0-0	0-0	0-0	0-0	0-0	0-0	-24
12	AJ Braun	C 30:35	6-9	0-0	0-1	3-6	9-3	5-12	1-5	0-0	1-0	0-0	0-0	0-0	0-0	0-0	0-0	0-0	0-0	0
0	Amari Davis	G 25:26	1-9	0-1	0-0	0-4	4-4	3-2	1-2	0-0	1-0	0-0	0-0	0-0	0-0	0-0	0-0	0-0	0-0	-6
4	Keaton Norris	C 21:25	0-6	0-2	0-0	0-3	2-1	0-0	1-1	1-3	0-0	0-0	0-0	0-0	0-0	0-0	0-0	0-0	0-0	-12
24	Tim Finke	G 38:32	4-8	1-1	2-2	3-6	9-2	1-1	11-6	2-0	2-0	0-0	0-0	0-0	0-0	0-0	0-0	0-0	0-0	-2
1	Trey Calvin	G 26:38	7-14	1-2	1-1	1-2	3-3	2-16	0-2	0-0	0-0	0-0	0-0	0-0	0-0	0-0	0-0	0-0	0-0	-12
3	Alex Huijbregtse	22:37	0-5	0-2	1-2	0-0	0-0	1-2	1-1	0-0	0-0	0-0	0-0	0-0	0-0	0-0	0-0	0-0	0-0	-3
52	Blake Sisley	03:13	0-0	0-0	0-0	0-0	0-0	0-0	0-0	0-0	0-0	0-0	0-0	0-0	0-0	0-0	0-0	0-0	0-0	-3
22	Andrew Welage	07:35	2-4	1-1	0-0	1-1	2-0	0-0	5-0	0-0	0-0	0-0	0-0	0-0	0-0	0-0	0-0	0-0	0-0	-1
Team																				
<b>Totals</b>			23-63	3-10	5-8	11-28	39	17	16	54	10	14	3	4	2	1	2	12		

Technical Fouls: NONE

Shooting By Period		
1st FG%	12-31	38.7%
3PT%	2-4	50.0%
FT%	4-5	80%
2nd FG%	11-32	34.4%
3PT%	1-6	16.7%
FT%	1-3	33.3%
GM FG%	23-63	36.5%
3PT%	3-10	30.0%
FT%	5-8	62.5%

Dead Ball Rebounds: 1, 0

Akron - 85

Record: 5-4

NO.	Name	Min	FG		3P		FT		Rebounds		Fouls		TP	AS	TO	ST	Blocks		+/-	
			M	A	M	A	M	A	OR	DR	PF	FD					BS	BA		
25	Enrique Freeman	F 33:48	7-7	0-0	3-4	1-8	9-0	7-17	5-0	1-3	0-0	0-0	0-0	0-0	0-0	0-0	0-0	0-0	0-0	12
2	Greg Tribble	G 28:18	6-10	0-1	0-0	1-3	4-2	2-12	5-1	2-0	0-0	0-0	0-0	0-0	0-0	0-0	0-0	0-0	0-0	3
4	Trendon Hankerson	G 38:05	5-9	5-7	2-2	0-1	1-1	1-17	2-1	0-0	0-0	0-0	0-0	0-0	0-0	0-0	0-0	0-0	0-0	10
5	Tavari Johnson	G 24:08	2-5	2-5	0-0	0-1	1-1	4-16	2-5	1-0	0-0	0-0	0-0	0-0	0-0	0-0	0-0	0-0	0-0	-1
13	Xavier Castaneda	G 30:20	5-8	2-4	1-13	1-3	4-0	8-23	2-1	1-0	0-0	0-0	0-0	0-0	0-0	0-0	0-0	0-0	0-0	15
3	Kobe Mitchell	17:59	2-5	2-5	0-0	0-0	2-2	1-6	0-0	0-0	0-0	0-0	0-0	0-0	0-0	0-0	0-0	0-0	0-0	3
11	Sammy Hunter	15:54	1-5	0-4	2-2	2-1	3-2	1-4	2-0	0-0	0-0	0-0	0-0	0-0	0-0	0-0	0-0	0-0	0-0	17
34	Nate Johnson	11:28	0-3	0-2	0-0	0-1	1-0	0-0	0-1	1-1	0-0	0-0	0-0	0-0	0-0	0-0	0-0	0-0	0-0	6
Team																				
<b>Totals</b>			28-52	11-28	18-21	5-22	27-10	20-85	19-10	7-4	1-13									

Technical Fouls: NONE

Shooting By Period		
1st FG%	18-28	64.3%
3PT%	8-14	57.1%
FT%	10-12	83.3%
2nd FG%	10-24	41.7%
3PT%	3-14	21.4%
FT%	9-9	88.9%
GM FG%	28-52	53.8%
3PT%	11-28	39.3%
FT%	18-21	85.7%

Dead Ball Rebounds: 2, 0

Akron - 66

Record: 6-4

NO.	Name	Min	FG		3P		FT		Rebounds		Fouls		TP	AS	TO	ST	Blocks		+/-	
			M	A	M	A	M	A	OR	DR	PF	FD					BS	BA		
25	Enrique Freeman	F 24:04	4-0	0-0	0-0	5-10	15-4	3-8	2-3	0-0	0-0	0-0	0-0	0-0	0-0	0-0	0-0	0-0	0-0	15
2	Greg Tribble	G 29:37	3-7	0-0	0-0	2-1	3-1	6-6	0-0	1-0	0-0	0-0	0-0	0-0	0-0	0-0	0-0	0-0	0-0	4
4	Trendon Hankerson	G 34:52	2-9	1-7	1-2	0-5	5-3	2-6	4-0	2-0	0-0	0-0	0-0	0-0	0-0	0-0	0-0	0-0	0-0	11
5	Tavari Johnson	G 27:33	6-14	0-3	2-4	1-1	2-3	2-14	1-1	4-1	0-0	0-0	0-0	0-0	0-0	0-0	0-0	0-0	0-0	13
13	Xavier Castaneda	G 34:12	5-10	2-6	7-8	0-6	6-1	7-19	3-2	0-0	0-0	0-0	0-0	0-0	0-0	0-0	0-0	0-0	0-0	13
3	Kobe Mitchell	18:05	0-4	0-4	0-0	0-0	0-0	1-1	0-0	0-0	0-0	0-0	0-0	0-0	0-0	0-0	0-0	0-0	0-0	13
11	Sammy Hunter	16:35	5-8	3-6	0-0	0-4	4-2	0-13	0-0	0-0	0-0	0-0	0-0	0-0	0-0	0-0	0-0	0-0	0-0	3
34	Nate Johnson	12:38	0-1	0-0	0-0	0-3	3-0	0-0	0-1	2-1	0-0	0-0	0-0	0-0	0-0	0-0	0-0	0-0	0-0	6
0	Amari Lyles	02:24	0-0	0-0	0-0	1-0	1-2	1-0	0-0	0-0	0-0	0-0	0-0	0-0	0-0	0-0	0-0	0-0	0-0	1
Team																				
<b>Totals</b>			25-62	6-26	10-14	11-31	42-16	17-66	11-12	10-2	4-11									

Technical Fouls: NONE

Shooting By Period		
1st FG%	11-34	32.4%
3PT%	5-21	23.8%
FT%	1-2	50%
2nd FG%	14-28	50.0%
3PT%	1-5	20.0%
FT%	9-12	75%
GM FG%	25-62	40.3%
3PT%	6-26	23.1%
FT%	10-14	71.4%

Dead Ball Rebounds: 2, 0

	JSU	Akron
Biggest lead	0 (1st 20:00)	30 (2nd 18:37)
Best Scoring Run	11 (2nd 11:23)	17 (1st 11:57)
Lead Changes	0	
Times Tied	1	
Time with Lead	00:00	39:04

Points from		JSU		Akron	
Turnovers	14	23	1st	2nd	TOT
Paint	48	30	26	46	72
Second Chance	9	6	54	31	85



Official Basketball Box Score - Final  
**Concord at Akron**  
 12/30/22 James A. Rhodes Arena, Akron  
 2022-23 Men's Basketball

Game Time: 7:00 PM  
 Game Duration: 2:10  
 Attendance: 1,550



Official Basketball Box Score - Final  
**NIU at Akron**  
 01/03/23 James A. Rhodes Arena, Akron, Ohio  
 2022-23 Men's Basketball

Game Time: 7:00 PM  
 Game Duration: 2:08

Officials: Tim Stewart, Michael Griffith, Tony Meeks

Officials: Rob Kueneman, Alfred Smith, Tim Stewart

Concord - 58

Record: 7-4

NO.	Name	Min	FG			3P			FT			Rebounds			Fouls			TP	AS	TO	ST	Blocks			+/-
			M	A	%	M	A	%	M	A	%	OR	DR	TOT	PF	FD	BS					BA	BB		
5	Da'Von Moore	09:01	0-1	0-0	0-0	1	1	2	4	0	0	0	0	0	0	0	0	0	0	0	0	0	0	-8	
14	Lual Rahama	09:01	0-1	0-0	0-0	1	1	2	4	0	0	0	0	0	0	0	0	0	0	0	0	0	0	-31	
1	Jevon Laidler	G 29:08	1-5	0-1	0-2	1	3	4	0	3	2	2	2	1	1	1	1	1	1	1	1	1	1	-27	
3	Ethan Heller	G 19:11	3-6	0-1	0-0	0	1	1	2	0	6	0	1	0	0	0	0	0	0	0	0	0	0	-20	
4	Jordan Wooden	G 28:14	3-9	0-3	0-0	1	2	3	4	1	6	2	1	1	1	1	1	0	0	0	0	0	0	-5	
13	JJ Harper	25:46	3-9	0-2	3-4	0	4	4	2	2	9	1	5	2	0	0	0	0	0	0	0	0	0	-13	
22	Rene Diop	16:46	0-0	0-0	0-0	2	2	4	2	1	0	0	0	0	0	0	0	0	0	0	0	0	0	-5	
24	Amare Smith	23:08	2-5	1-2	2-2	1	1	3	3	4	7	0	2	1	0	1	1	1	1	1	1	1	1	-15	
15	Ayden Ince	07:07	0-2	0-1	0-0	0	0	0	0	0	0	0	0	0	0	0	0	0	0	0	0	0	0	8	
2	Jaguar Jackson	02:59	0-0	0-0	0-0	2	2	0	0	1	2	0	0	0	0	0	0	0	0	0	0	0	0	1	
10	Cade Fix	02:59	0-1	0-1	0-0	0	0	0	0	0	0	0	0	0	0	0	0	0	0	0	0	0	0	1	
11	Theo Blackett	02:59	0-1	0-0	0-0	1	1	2	0	0	2	0	0	0	0	0	0	0	0	0	0	0	0	1	
32	Jake Hamilton	02:59	2-2	1-1	0-0	0	0	0	0	0	5	0	0	0	0	0	0	0	0	0	0	0	0	1	
Team						1	5	6			0	1													
Totals		23:59	4-17	8-11	8-27	35	22	14	58	8	18	6	2	2	2	2	2	2	2	2	2	2	2	-26	

Technical Fouls: Coach 2<sup>nd</sup> 5:01

Shooting By Period		
1 <sup>st</sup> FG%	10-24	41.7%
3PT%	0-6	0.0%
FT%	3-6	50.0%
2 <sup>nd</sup> FG%	13-35	37.1%
3PT%	4-11	36.4%
FT%	5-5	100%
GM FG%	23-59	39.0%
3PT%	4-17	23.5%
FT%	8-11	72.7%

Dead Ball Rebounds: 4, 0

NIU - 51

Record: 4-10 (0-1)

NO.	Name	Min	FG			3P			FT			Rebounds			Fouls			TP	AS	TO	ST	Blocks			+/-
			M	A	%	M	A	%	M	A	%	OR	DR	TOT	PF	FD	BS					BA	BB		
23	Havon Ibarquien	F 10:31	0-0	0-0	0-0	0	0	0	0	0	0	0	0	0	0	0	0	0	0	0	0	0	0	0	7
50	Anthony Cump	F 21:09	3-3	0-0	1-4	1	1	2	3	4	7	0	3	0	2	0	0	0	0	0	0	0	0	0	-19
0	Keshawn Williams	G 33:17	4-17	0-4	2-3	2	2	4	1	2	10	0	3	1	0	2	0	0	0	0	0	0	0	0	-20
2	Zarique Nutter	G 29:08	5-12	1-3	0-1	1	8	9	1	2	11	1	2	0	0	0	0	0	0	0	0	0	0	0	-20
11	David Colt	G 23:44	0-5	0-3	6-6	0	1	1	3	5	6	1	2	1	0	1	0	1	0	0	0	0	0	0	-27
3	Kaleb Thornton	28:37	1-4	1-2	2-2	1	3	4	2	3	4	1	2	0	1	1	0	0	0	0	0	0	0	0	-3
24	Darveshi Hunter	25:57	2-5	0-2	2-2	0	2	2	1	2	6	1	0	1	0	1	0	1	0	0	0	0	0	0	-16
14	Yanic Konan Niederhauser	13:16	2-4	0-1	0-0	2	2	0	2	3	0	4	1	2	0	1	0	0	0	0	0	0	0	-5	
41	Armandas Plintauskas	07:25	0-0	0-0	0-0	0	1	1	0	0	0	0	0	0	0	0	0	0	0	0	0	0	0	0	-4
4	Oluwasegun Durosini	06:44	1-1	0-0	0-0	3	0	3	5	0	2	0	3	0	0	0	0	0	0	0	0	0	0	-3	
5	Xavier Amos	09:16	0-0	0-0	0-0	0	0	0	0	0	0	0	0	0	0	0	0	0	0	0	0	0	0	0	
1	Taku Youngblood	00:12	0-0	0-0	0-0	0	0	0	0	0	0	0	0	0	0	0	0	0	0	0	0	0	0	-1	
Team						1	2	3			0	2													
Totals		18-51	2-15	13-18	11	20	31	25	19	4	4	4	4	4	4	4	4	4	4	4	4	4	4	-25	

Technical Fouls: Coach 2<sup>nd</sup> 13:18

Shooting By Period		
1 <sup>st</sup> FG%	11-25	44.0%
3PT%	2-8	25.0%
FT%	2-4	50.0%
2 <sup>nd</sup> FG%	7-26	26.9%
3PT%	0-7	0.0%
FT%	11-14	78.6%
GM FG%	18-51	35.3%
3PT%	2-15	13.3%
FT%	13-18	72.2%

Dead Ball Rebounds: 2, 0

Akron - 84

Record: 8-5

NO.	Name	Min	FG			3P			FT			Rebounds			Fouls			TP	AS	TO	ST	Blocks			+/-	
			M	A	%	M	A	%	M	A	%	OR	DR	TOT	PF	FD	BS					BA	BB			
25	Enrique Freeman	F 24:11	7-8	0-0	4-10	3	7	10	3	8	18	2	2	0	2	1	0	0	0	0	0	0	0	0	15	
2	Greg Tribble	G 29:39	1-5	0-0	5-7	1	1	2	0	4	7	3	0	0	0	0	0	0	0	0	0	0	0	0	0	-19
4	Trendon Hankerson	G 31:41	6-12	6-10	0-0	1	7	8	1	1	18	6	1	1	0	0	0	0	0	0	0	0	0	0	20	
5	Tavar Johnson	G 31:48	2-6	1-3	2-2	0	2	2	2	6	5	4	1	0	0	0	0	0	0	0	0	0	0	0	18	
13	Xavier Castaneda	G 31:46	3-12	3-9	9-9	1	4	5	0	4	17	3	0	0	0	0	0	0	0	0	0	0	0	0	23	
3	Kobe Mitchell	14:15	0-2	0-2	0-0	0	1	1	1	0	1	0	0	0	0	0	0	0	0	0	0	0	0	0	6	
11	Sammy Hunter	18:08	2-5	0-3	0-0	3	3	6	4	0	4	0	0	0	0	0	0	0	0	0	0	0	0	0	24	
34	Nate Johnson	15:48	4-6	1-2	0-0	0	1	1	0	9	0	1	1	0	0	0	0	0	0	0	0	0	0	0	13	
0	Amani Lyles	06:36	0-0	0-0	0-0	0	0	0	0	1	1	0	0	0	0	0	0	0	0	0	0	0	0	0	-8	
20	Evan Wilson	04:09	1-1	1-1	0-0	0	0	0	0	1	0	3	1	1	0	0	0	0	0	0	0	0	0	0	1	
12	Pat Mayfield	02:59	1-2	0-1	0-0	0	0	3	0	2	0	0	0	0	0	0	0	0	0	0	0	0	0	0	-1	
Team						0	1	1			0	0														
Totals		27:59	12-31	18-28	9	30	39	14	21	84	21	10	7	2	2	2	2	2	2	2	2	2	2	2	26	

Technical Fouls: NONE

Shooting By Period		
1 <sup>st</sup> FG%	9-29	31.0%
3PT%	3-15	20.0%
FT%	10-14	71.4%
2 <sup>nd</sup> FG%	18-30	60.0%
3PT%	9-16	56.3%
FT%	9-14	64.3%
GM FG%	27-59	45.8%
3PT%	12-31	38.7%
FT%	18-28	64.3%

Dead Ball Rebounds: 6, 0

Akron - 76

Record: 9-5 (1-0)

NO.	Name	Min	FG			3P			FT			Rebounds			Fouls			TP	AS	TO	ST	Blocks			+/-
			M	A	%	M	A	%	M	A	%	OR	DR	TOT	PF	FD	BS					BA	BB		
11	Sammy Hunter	F 13:59	1-5	1-5	0-0	0	1	1	2	1	3	0	1	0	0	0	0	0	0	0	0	0	0	0	5
25	Enrique Freeman	F 30:31	10-18	0-0	7-10	4	11	15	1	11	27	2	2	3	0	0	0	0	0	0	0	0	0	0	24
2	Greg Tribble	G 30:22	5-6	0-0	6-6	1	1	2	4																



Official Basketball Box Score - Final  
**Akron at Central Mich.**  
 01/17/23 McGuffey Arena, Mount Pleasant  
 2022-23 Men's Basketball

Game Time: 7:00 PM  
 Game Duration: 1:57  
 Attendance: 1,509



Official Basketball Box Score - Final  
**Akron at Western Michigan**  
 01/21/23 Reed Fieldhouse, Kalamazoo, Mich.  
 2022-23 Men's Basketball

Game Time: 2:00 PM  
 Game Duration: 1:59  
 Attendance: 2,288

Officials: Lamont Simpson, Matt Morales, Dan Doran

NO.	Name	Min	FG		3P		FT		Rebounds		Fouls		TP	AS	TO	ST	Blocks			+/-	
			M-A	M-A	M-A	M-A	OR	DR	PF	FD	BS	BA					BB				
11	Sammy Hunter	F 16:24	4-5	2-3	2-4	0	2	2	3	3	12	1	0	0	0	0	0	0	0	14	
25	Enrique Freeman	F 22:52	2-4	0-0	4-6	2	7	9	5	5	8	0	2	1	1	1	1	1	17		
2	Greg Tribble	G 32:27	4-9	0-1	2-2	0	1	1	1	1	10	1	1	1	0	3	14				
4	Trendon Hankerson	G 35:03	4-10	3-8	0-0	1	4	5	2	0	11	1	1	0	0	0	28				
13	Xavier Castaneda	G 31:30	3-7	1-4	6-9	0	4	4	3	4	13	5	2	1	0	0	22				
34	Nate Johnson	21:28	2-5	1-4	0-0	1	2	3	0	2	5	1	2	3	0	0	17				
5	Tavari Johnson	14:45	0-5	0-2	0-0	0	3	3	1	0	3	1	1	1	0	0	10				
3	Kobe Mitchell	06:43	0-2	0-2	0-0	0	0	0	0	0	0	0	0	0	0	0	4				
1	Garvin Clarke	06:11	1-3	1-2	0-0	1	0	1	0	0	3	0	0	0	0	1	11				
0	Amari Lyles	09:47	3-4	0-0	1-1	1	2	3	2	2	7	0	0	0	0	1	7				
12	Pat Mayfield	01:25	0-0	0-0	0-0	0	0	0	0	0	0	0	0	0	0	0	5				
20	Evan Wilson	01:25	0-1	0-0	0-0	0	0	0	0	0	0	0	0	0	0	0	5				
Team						3	3	6	0	0	0	1									
Totals		23:55	8:26	15:22	9	28	37	19	18	69	13	10	7	2	5	18					

Record: 12-6 (4-1)

Shooting By Period		
1st FG%	13.25	52.0%
3PT%	2.9	22.2%
FT%	8.11	72.7%
2nd FG%	10.30	33.3%
3PT%	6.17	35.3%
FT%	7.11	63.6%
GM FG%	23.55	41.8%
3PT%	8.26	30.8%
FT%	15.22	68.2%

Dead Ball Rebounds: 3, 0

NO.	Name	Min	FG		3P		FT		Rebounds		Fouls		TP	AS	TO	ST	Blocks			+/-
			M-A	M-A	M-A	M-A	OR	DR	PF	FD	BS	BA					BB			
11	Sammy Hunter	F 27:56	2-9	2-8	2-3	0	3	3	5	1	8	0	0	0	0	0	2			
25	Enrique Freeman	F 36:00	3-7	0-0	0-0	4	7	11	2	5	6	2	0	1	3	11				
2	Greg Tribble	G 36:32	4-7	0-0	1-2	0	2	2	1	4	9	4	0	1	0	1	3			
4	Trendon Hankerson	G 34:28	2-11	1-9	0-0	0	6	6	3	1	5	2	2	2	2	0	11			
13	Xavier Castaneda	G 36:44	11-25	4-16	7	2	5	7	4	7	32	1	1	3	0	1	9			
34	Nate Johnson	11:01	1-2	1-1	0-0	0	0	0	1	1	3	0	0	0	0	0	6			
0	Amari Lyles	03:20	0-0	0-0	0-0	0	0	0	0	0	0	0	0	0	0	0	1			
5	Tavari Johnson	13:59	0-2	0-1	0-0	0	0	0	0	2	0	0	0	1	0	0	1			
Team						1	1	2	0	0	0	0								
Totals		23:63	8:35	9:12	7	24	31	16	19	63	9	3	8	5	3	8				

Record: 13-6 (5-1)

Shooting By Period		
1st FG%	12.33	36.4%
3PT%	4.19	21.1%
FT%	4.7	57.1%
2nd FG%	11.30	36.7%
3PT%	4.16	25.0%
FT%	5.5	100%
GM FG%	23.63	36.5%
3PT%	8.35	22.9%
FT%	9.12	75.0%

Dead Ball Rebounds: 1, 0

Technical Fouls: NONE

NO.	Name	Min	FG		3P		FT		Rebounds		Fouls		TP	AS	TO	ST	Blocks			+/-
			M-A	M-A	M-A	M-A	OR	DR	PF	FD	BS	BA					BB			
0	Markeese Hastings	F 38:43	7-16	1-5	3-5	2	8	10	1	3	18	2	2	1	1	1	5			
22	Tilus Wright	G 28:36	2-5	0-0	0-0	1	5	6	3	4	4	0	1	0	0	1	4			
2	Tray Maddox Jr.	G 25:23	2-8	0-2	1-2	0	6	6	4	1	5	2	2	1	1	4				
11	Lamar Norman Jr.	G 29:40	2-8	1-6	1-2	0	5	5	3	3	6	4	0	0	0	0	5			
51	Jefferson Monegro	G 27:27	3-6	0-1	2-2	0	1	1	3	3	8	5	1	0	1	2				
4	JaVaughn Hannah	24:49	2-8	2-4	0-0	0	3	3	1	0	6	0	2	0	0	1	24			
23	Tafari Simms	03:20	0-0	0-0	0-0	1	0	1	2	1	0	0	0	0	0	0	7			
12	Seth Hubbard	13:15	2-3	1-2	1-1	2	1	3	1	1	6	0	0	0	0	0	5			
20	Owen Lobsinger	10:47	1-1	0-0	0-0	2	0	3	2	1	2	0	0	1	1	0	6			
Team						3	6	9	0	0	0	1								
Totals		21:55	5:20	8:12	12	35	47	19	16	55	15	15	2	3	5	8				

Record: 6-13 (2-4)

Shooting By Period		
1st FG%	11.24	45.8%
3PT%	4.10	40.0%
FT%	4.5	80%
2nd FG%	10.31	32.3%
3PT%	1.10	10.0%
FT%	4.7	57.1%
GM FG%	21.55	36.5%
3PT%	5.20	25.0%
FT%	8.12	66.7%

Dead Ball Rebounds: 2, 0

Technical Fouls: NONE

Biggest lead	UA	WMU	Points from		Turnovers		Paint		Second Chance		Fast Breaks		Time with Lead	
			UA	WMU	UA	WMU	UA	WMU	UA	WMU	UA	WMU		
9 (1st 7:34)	5 (2nd 17:30)		22	2	16	2	30	25	9	11	11	13	24:51	08:33
7 (1st 14:16)	8 (1st 4:07)		16	20	8	9	11	13	6	3	14			

NO.	Name	Min	FG		3P		FT		Rebounds		Fouls		TP	AS	TO	ST	Blocks			+/-
			M-A	M-A	M-A	M-A	OR	DR	PF	FD	BS	BA					BB			
4	Carrington McCaskill	F 26:50	3-9	0-1	2-3	1	3	4	4	3	8	0	3	1	3	1	5			
22	Nicolas Pavrette	C 15:43	0-1	0-0	0-1	1	4	5	0	2	0	0	0	1	1	0	9			
0	Brian Taylor	G 34:33	2-9	0-2	0-0	2	5	7	2	1	4	3	1	0	0	0	18			
1	Reggie Bass	G 19:32	0-4	0-2	0-0	1	0	1	5	3	0	4	2	0	1	0	11			
3	Jesse Zarzuela	G 40:00	6-14	5-9	3-6	0	4	4	1	6	20	2	3	1	0	0	18			
12	Miroslav Staff	08:45	2-2	0-0	4-4	0	2	2	3	2	8	0	0	0	0	0	1			
44	Max Majerle	26:16	1-2	1-2	2-2	0	3	3	2	1	5	0	2	0	0	0	7			
10	Alja Ojboje	12:12	0-0	0-0	0	1	2	0	0	0	0	0	0	0	0	0	10			
15	Markus Harding	16:09	2-6	2-4	0-0	0	2	2	1	1	6	0	2	0	0	0	13			
Team						1	1	2	0	0	0	3								
Totals		16:47	8:20	11:16	7	25	32	20	19	51	9	18	3	5	2	18				

Record: 7-11 (2-3)

Shooting By Period		
1st FG%	9.27	33.3%
3PT%	4.13	30.8%
FT%	4.5	80%
2nd FG%	7.20	35.0%
3PT%	4.7	57.1%
FT%	7.11	63.6%
GM FG%	16.47	34.0%
3PT%	8.20	40.0%
FT%	11.16	68.8%

Dead Ball Rebounds: 1, 2

Technical Fouls: Bench 1 1st 1.39 Coach 2nd 6:18

Biggest lead	AKR	CMU	Points from		Turnovers		Paint		Second Chance		Fast Breaks		Time with Lead	
			AKR	CMU	AKR	CMU	AKR	CMU	AKR	CMU				
27 (1st 4:52)	7 (1st 18:02)		13	13	26	16	10	2	36	33	15	10	31:54	06:12
11 (2nd 16:46)	9 (2nd 0:22)		15	10	15	19			15	19				



Official Basketball Box Score - Final  
**Miami (OH) at Akron**  
 01/24/23 James A. Rhodes Arena, Akron  
 2022-23 Men's Basketball

Game Time: 7:00 PM  
 Game Duration: 2:11  
 Attendance: 1,020



Official Basketball Box Score - Final  
**Ohio at Akron**  
 01/28/23 James A. Rhodes Arena, Akron, Ohio  
 2022-23 Men's Basketball

Game Time: 2:00 PM  
 Game Duration: 1:55  
 Attendance: 2,234

Officials: Chris Beaver, Frank Spencer, Todd Van Sossan

NO.	Name	Min	FG		3P		FT		Rebounds		Fouls		TP	AS	TO
-----	------	-----	----	--	----	--	----	--	----------	--	-------	--	----	----	----





Official Basketball Box Score - Final  
**Akron at Buffalo**  
 01/12/23 Alumni Arena, Buffalo  
 2022-23 Men's Basketball

Game Time: 7:00 PM  
 Game Duration: 2:02  
 Attendance: 5,001



Official Basketball Box Score - Final  
**Kent St. at Akron**  
 02/03/23 James A. Rhodes Arena, Akron  
 2022-23 Men's Basketball

Game Time: 9:00 PM  
 Game Duration: 2:13  
 Attendance: 8,621

Akron - 81

Record: 16-6 (8-1)

NO.	Name	Min	FG	3P	FT	Rebounds		Fouls		TP	AS	TO	ST	Blocks			+/-		
						OR	DR	PF	FD					BS	BA	BB			
11	Sammy Hunter	F 16:22	1-4	0-2	0-0	0	2	2	1	0	2	1	0	0	0	0	7		
25	Enrique Freeman	F 36:26	9-15	0-0	0-2	1	8	9	2	5	18	2	2	0	2	3	18		
2	Greg Tribble	G 31:46	1-7	0-1	2-2	0	2	2	2	1	4	8	2	2	1	2	15		
4	Trendon Hankerson	G 31:02	4-7	2-3	0-0	0	2	2	1	1	10	5	1	2	2	0	9		
13	Xavier Castaneda	G 35:32	10-12	7-8	5-6	2	1	3	3	5	32	1	5	0	1	0	13		
34	Nate Johnson	19:25	4-5	2-2	0-0	2	4	6	2	1	10	1	3	0	0	0	20		
5	Tavari Johnson	15:40	2-4	1-1	0-0	0	0	0	2	0	5	2	1	4	0	0	18		
1	Garvin Clarke	09:39	0-1	0-1	0-0	0	0	0	1	0	0	2	0	2	0	0	-4		
0	Amani Lyles	01:44	0-1	0-0	0-0	0	0	0	1	0	0	0	0	0	0	0	-2		
3	Kobe Mitchell	00:45	0-0	0-0	0-0	0	0	0	0	0	0	0	0	0	0	0	-2		
12	Pat Mayfield	00:45	0-0	0-0	0-0	0	0	0	0	0	0	0	0	0	0	0	-2		
20	Evan Wilson	00:45	0-0	0-0	0-0	0	0	0	0	0	0	0	0	0	0	0	-2		
Team																			
Totals						31:56	12-18	7-10	7	20	27	15	13	81	23	15	6	5	17

Officials: Bill Ek, Michael Griffith, Steve McLunkins

Kent St. - 55

Record: 18-5 (8-2)

NO.	Name	Min	FG	3P	FT	Rebounds		Fouls		TP	AS	TO	ST	Blocks			+/-			
						OR	DR	PF	FD					BS	BA	BB				
4	Chris Payton	F 20:05	2-5	0-0	0-0	3	2	5	2	0	4	0	1	1	1	1	-17			
33	Mirnye Thomas	F 30:55	1-2	0-1	1-4	0	2	2	3	5	3	0	2	0	0	0	-7			
2	Malique Jacobs	G 38:25	5-11	1-2	1-2	2	1	3	4	3	12	3	2	2	0	1	-8			
3	Sincere Carry	G 40:00	5-17	2-13	3-3	0	5	3	2	32	15	3	6	1	0	2	-12			
11	Giovanni Santiago	G 03:35	0-1	0-1	0-0	0	0	0	0	0	0	0	0	0	0	0	-6			
42	Clifton Hornbeck	07:40	1-2	0-0	0-0	1	1	2	0	2	0	0	1	0	0	0	-5			
13	Jalen Sullinger	34:34	5-11	3-6	0-0	3	3	3	0	13	0	0	1	0	0	0	-6			
1	VonCameron Davis	20:34	2-6	0-2	2-2	0	0	0	3	6	0	0	0	0	0	0	-1			
0	Julius Rollins	01:35	0-1	0-1	0-0	0	0	0	0	0	0	0	0	0	0	0	-4			
23	Delrecco Gillespie	02:37	0-0	0-0	0-0	0	0	0	1	0	0	0	1	0	0	0	-4			
Team																				
Totals						21:56	6-26	7-11	10	18	28	21	14	55	7	11	7	1	4	-12

Officials: Chad Barlow, Todd Von Sossan, Greg Langsdorf

Buffalo - 64

Record: 10-12 (4-5)

NO.	Name	Min	FG	3P	FT	Rebounds		Fouls		TP	AS	TO	ST	Blocks			+/-			
						OR	DR	PF	FD					BS	BA	BB				
1	LaQuill Hardnett	F 27:03	2-2	0-0	2-2	1	2	3	2	2	6	1	5	1	2	0	-11			
23	Isaiah Adams	F 29:44	5-10	1-5	2-2	1	4	5	0	1	13	2	4	1	0	0	-4			
31	Isaac Jack	C 12:01	0-0	0-0	0-0	1	2	3	2	0	0	0	1	0	1	0	-13			
3	Curtis Jones	G 35:33	8-19	2-7	1-2	3	3	6	1	5	19	4	1	2	1	3	-18			
13	Yazid Powell	G 27:29	3-14	0-4	4-5	1	3	4	4	0	3	2	2	0	2	-17				
2	Kidreil Blocker	G 30:35	4-6	1-2	0-1	1	1	1	0	9	5	3	1	0	1	0	-8			
24	Jonnivus Smith	27:14	1-2	0-0	2-2	2	4	6	3	1	4	1	2	0	1	0	-6			
0	Kanye Jones	08:18	0-0	0-0	1-2	0	0	0	1	1	0	0	0	0	0	0	-9			
10	Devin Ceasar	01:18	0-2	0-1	0-0	1	1	0	0	0	0	0	0	0	0	0	-1			
5	Zaakir Williamson	00:45	1-2	0-0	0-0	1	1	2	0	2	0	0	0	0	0	0	-2			
Team																				
Totals						24:57	4-19	12-16	16	20	36	14	15	64	16	18	8	5	6	-17

Officials: Bill Ek, Michael Griffith, Steve McLunkins

Akron - 67

Record: 17-6 (8-1)

NO.	Name	Min	FG	3P	FT	Rebounds		Fouls		TP	AS	TO	ST	Blocks			+/-			
						OR	DR	PF	FD					BS	BA	BB				
11	Sammy Hunter	F 17:50	2-5	1-2	0-0	1	0	1	4	0	5	0	1	0	0	0	14			
25	Enrique Freeman	F 37:01	4-6	1-1	10-12	3	14	17	1	7	19	3	0	3	1	14				
2	Greg Tribble	G 32:28	2-5	0-0	0-0	1	2	3	4	4	4	2	0	0	0	0	-4			
4	Trendon Hankerson	G 30:46	2-7	2-6	0-0	0	1	1	1	0	6	1	0	1	0	0	-10			
13	Xavier Castaneda	G 36:29	6-14	5-9	7-9	0	3	3	1	8	24	0	2	1	0	0	10			
34	Nate Johnson	18:52	0-1	0-1	1-2	0	0	0	2	1	1	1	0	2	0	0	-2			
5	Tavari Johnson	08:18	0-1	0-1	0-0	1	1	2	0	0	3	1	1	0	0	0	-5			
0	Amani Lyles	00:00	0-0	0-0	0-0	0	0	0	0	0	0	0	0	0	0	0	-0			
1	Garvin Clarke	18:16	3-6	0-2	2-2	0	3	3	1	1	8	0	0	2	0	0	10			
Team																				
Totals						19:45	9-22	20-25	8	28	36	14	21	67	12	13	6	4	1	12

Officials: Chad Barlow, Todd Von Sossan, Greg Langsdorf

AKN

BUF

Points from Turnovers

Period by Period Scoring

Biggest lead	Best Scoring Run	Lead Changes	Times Tied	Time with Lead	AKN	BUF	Points from Turnovers	Paint	Second Chance	Fast Breaks	Bench	Period by Period Scoring		
												1st	2nd	TOT
24 (2 <sup>nd</sup> 14:09)	1 (1 <sup>st</sup> 19:09)	2	0	38:50	42	39	8	13	16	12	15	25	39	64

Technical Fouls: Coach 2<sup>nd</sup> 15:56

Akron - 67

Record: 17-6 (8-1)

Biggest lead	Best Scoring Run	Lead Changes	Times Tied	Time with Lead	AKN	BUF	Points from Turnovers	Paint	Second Chance	Fast Breaks	Bench	Period by Period Scoring		
												1st	2nd	TOT
15 (2 <sup>nd</sup> 12:23)	9 (2 <sup>nd</sup> 9:09)	0	0	39:45	42	39	8	13	16	12	15	25	39	64

Officials: Chad Barlow, Todd Von Sossan, Greg Langsdorf



Official Basketball Box Score - Final  
**Toledo at Akron**  
 02/07/23 James A. Rhodes Arena, Akron, Ohio  
 2022-23 Men's Basketball

Game Time: 7:00 PM  
 Game Duration: 2:00  
 Attendance: 2,041



Official Basketball Box Score - Final  
**Akron at Ohio**  
 02/10/23 Convocation Center, Athens  
 2022-23 Men's Basketball

Game Time: 7:30 PM  
 Game Duration: 2:10  
 Attendance: 5,038

Toledo - 84

Record: 18-6 (9-2)

NO.	Name	Min	FG	3P	FT	Rebounds		Fouls		TP	AS	TO	ST	Blocks			+/-			
						OR	DR	PF	FD					BS	BA	BB				
4	Setric Miller Jr.	F 33:22	6-12	2-3	6-8	1	8	9	2	6	20	3	1	0	0	0	14			
32	JT Shumate	F 31:39	5-7	0-1	4-6	2	2	4	4	5	14	1	0	1	2	0	11			
0	Ra'heim Moss	G 33:16	1-4	1-4	0-0	2	2	2	1	0	3	1	2	0	0	0	16			
10	RayJ Dennis	G 38:05	6-15	3-5	3-4	0	6	6	2	1	18	5	3	0	0	1	12			
21	Darius Maddox Jr.	G 31:33	5-8	3-3	6-6	2	6	8	0	3	19	2	1	0	0	0	13			
2	EJ Farmer	G 14:44	3-5	0-2	2-2	1	0	1	1	8	1	1	0	0	0	0	-11			
15	AJ Edu	14:25	0-1	0-0	2-2	1	2	2	2	2	1	0	0	0	2	0	-3			
13	Andre Lorentsson	02:56	0-0	0-0	0-0	0	0	0	0	1	0	0	0	0	0	0	-2			
Team																				
Totals						26:50	9-18	23-28	7	26	33	12	23	84	14	8	1	4	2	10

Officials: Tim Stewart, Michael Griffith, Josh White

Akron - 81

Record: 17-8 (9-3)



Official Basketball Box Score - Final  
**Akron at Eastern Mich.**  
 02/14/23 George Gevin Center, Ypsilanti  
 2022-23 Eastern Michigan Men's Basketball

Game Time: 7:00 PM  
 Game Duration: 1:52  
 Attendance: 2,122



Official Basketball Box Score - Final  
**Buffalo at Akron**  
 02/18/23 James A. Rhodes Arena, Akron, Ohio  
 2022-23 Men's Basketball

Game Time: 7:00 PM  
 Game Duration: 1:49  
 Attendance: 2,068

**Akron - 78** Record: 18-8 (10-3)

NO. Name	Min	FG		3P		FT		Rebounds		Fouls		TP	AS	TO	ST	Blocks			+/-
		M-A	M-A	M-A	M-A	OR	DR	PF	FD	BS	BA					BB			
25 Enrique Freeman	F 29:11	9-11	0-0	4-7	4	11	15	3	8	22	1	1	0	1	0	0	0	0	27
2 Greg Tribble	G 33:34	0-4	0-0	5-6	3	1	4	1	3	5	3	1	1	0	1	0	0	24	
4 Trendon Hankerson	G 35:00	4-11	3-9	0-0	0	5	5	1	0	11	1	2	0	0	0	0	0	26	
13 Xavier Castaneda	G 31:00	5-14	3-11	3-3	2	2	4	2	4	16	4	2	0	0	0	0	0	24	
34 Nate Johnson	G 31:08	5-11	3-6	0-0	0	3	4	7	1	0	13	2	0	1	0	1	0	29	
11 Sammy Hunter	14:07	4-7	1-2	0-0	2	1	3	1	1	9	0	0	0	0	0	0	0	3	
1 Garvin Clarke	15:56	1-5	0-1	0-0	1	1	2	2	0	2	2	2	1	0	1	0	1	3	
3 Kobe Mitchell	03:15	0-1	0-1	0-0	0	1	1	0	0	0	0	0	0	0	0	0	0	-1	
0 Amani Lyles	03:01	0-0	0-0	0-1	0	0	0	1	0	0	1	0	1	0	0	0	0	-1	
5 Tavarri Johnson	02:24	0-0	0-0	0-0	0	1	1	0	0	0	0	0	1	1	0	0	0	1	
20 Evan Wilson	01:24	0-0	0-0	0-0	0	0	0	0	0	0	0	0	1	0	0	0	0	0	
Team					2	2	3												
Totals		28-64	10-30	12-17	17	28	45	12	17	78	14	9	4	2	3	27			

**Shooting By Period**

1st FG%	10-33	30.3%
3PT%	4-15	26.7%
FT%	5-8	62.5%
2nd FG%	18-31	58.1%
3PT%	6-15	40.0%
FT%	7-9	77.8%
GM FG%	28-64	43.8%
FT%	10-30	33.3%
FT%	12-17	70.6%

Dead Ball Rebounds: 2

**Buffalo - 66** Record: 12-15 (6-8)

NO. Name	Min	FG		3P		FT		Rebounds		Fouls		TP	AS	TO	ST	Blocks			+/-
		M-A	M-A	M-A	M-A	OR	DR	PF	FD	BS	BA					BB			
1 LaQuill Hardnett	F 34:53	4-10	1-4	0-0	3	4	7	4	0	9	1	0	1	0	0	0	0	0	-29
23 Isaiah Adams	F 36:51	4-10	1-5	2-4	1	5	6	4	5	11	0	2	0	1	1	0	0	-20	
31 Isaac Jack	C 13:29	3-4	0-0	0-0	1	1	2	2	6	0	1	0	0	0	1	0	0	-16	
3 Curtis Jones	G 34:54	3-13	2-5	2-2	0	4	4	2	2	0	3	1	0	0	0	0	0	-17	
4 Armoni Foster	G 21:27	5-7	1-2	1-2	0	0	0	3	4	12	1	5	2	0	0	0	0	-17	
24 Jonnivius Smith	G 24:17	4-5	0-0	3-4	0	3	3	4	2	11	0	0	0	0	0	0	0	-4	
2 Kidrett Blocker	24:14	2-5	1-2	0-0	0	2	2	1	0	5	4	4	1	0	0	0	0	-12	
0 Kanye Jones	06:16	0-0	0-0	0-0	0	0	0	0	0	0	0	0	0	0	0	0	0	-3	
13 Yazid Powell	01:02	0-0	0-0	0-0	0	0	0	0	0	0	0	0	0	0	0	0	0	2	
5 Zakhir Williamson	02:40	1-2	0-0	0-0	0	1	1	0	0	2	0	0	0	0	0	0	0	6	
Team					2	2	4												
Totals		26-56	6-18	8-12	7	22	29	20	14	66	9	13	4	1	3	-20			

**Shooting By Period**

1st FG%	14-32	43.8%
3PT%	4-11	36.4%
FT%	2-4	50%
2nd FG%	12-24	50.0%
3PT%	2-7	28.6%
FT%	6-8	75%
GM FG%	26-56	46.4%
3PT%	6-18	33.3%
FT%	8-12	66.7%

Dead Ball Rebounds: 1

**Eastern Mich. - 51** Record: 6-20 (3-10)

NO. Name	Min	FG		3P		FT		Rebounds		Fouls		TP	AS	TO	ST	Blocks			+/-
		M-A	M-A	M-A	M-A	OR	DR	PF	FD	BS	BA					BB			
23 Legend Geeter	F 18:26	3-6	0-0	0-0	0	1	0	1	2	1	6	0	1	1	0	1	0	-11	
2 Noah Farrakhan	G 32:51	5-10	0-0	1-2	1	4	5	4	3	11	2	1	0	0	0	0	0	-20	
5 Tyson Acuff	G 30:31	1-6	0-3	0-0	0	3	3	2	1	2	3	2	1	0	0	0	0	-25	
10 Orlando Lovejoy	G 18:30	3-5	0-0	1-2	0	2	2	5	1	7	0	1	0	0	0	0	0	-12	
21 Ermoni Bates	G 32:24	3-13	1-9	6-6	0	3	3	1	3	13	3	4	0	2	0	0	0	-25	
0 Kevin-David Rice	25:40	1-2	0-1	2-2	0	2	2	0	1	4	1	0	1	0	0	0	0	-13	
1 Colin Goson	11:37	0-1	0-0	0-0	0	1	1	1	0	0	0	0	1	0	1	0	0	-16	
4 Jalin Billingsley	12:31	2-2	0-0	2-2	1	2	3	2	1	6	0	0	0	0	0	0	0	-8	
22 Yusuf Jihad	09:19	0-2	0-1	0-0	0	2	2	0	1	0	0	1	1	0	0	0	0	2	
35 Javante Handie	02:13	1-1	0-0	0-0	0	1	1	0	0	2	0	1	0	0	0	0	0	-7	
3 Luka Savicevic	02:24	0-1	0-0	0-0	0	0	0	0	0	0	0	0	0	0	0	0	0	-1	
33 Derek Ballard	02:24	0-1	0-1	0-0	0	0	0	0	0	0	0	0	0	0	0	0	0	-1	
13 Prakash Ketterhagen	01:10	0-0	0-0	0-0	0	0	0	0	0	0	0	0	0	0	0	0	0	0	
Team					2	2	4												
Totals		19-50	1-15	12-14	5	22	27	17	12	51	9	13	4	3	2	-27			

**Shooting By Period**

1st FG%	8-25	32.0%
3PT%	0-8	0.0%
FT%	4-4	100%
2nd FG%	11-25	44.0%
3PT%	1-7	14.3%
FT%	9-10	90%
GM FG%	19-50	38.0%
3PT%	1-15	6.7%
FT%	12-14	85.7%

Dead Ball Rebounds: 0

**Akron - 86** Record: 19-8 (11-3)

NO. Name	Min	FG		3P		FT		Rebounds		Fouls		TP	AS	TO	ST	Blocks			+/-
		M-A	M-A	M-A	M-A	OR	DR	PF	FD	BS	BA					BB			
25 Enrique Freeman	F 29:57	7-14	0-0	7-9	2	8	10	2	7	21	4	2	1	2	0	0	0	15	
2 Greg Tribble	G 20:05	2-3	0-0	0-0	1	1	2	3	0	4	1	1	0	0	0	0	0	12	
4 Trendon Hankerson	G 32:27	3-7	1-3	2-2	0	5	5	0	2	9	2	0	2	0	1	0	0	28	
13 Xavier Castaneda	G 29:42	7-13	5-9	11-12	2	4	6	2	7	30	3	5	1	0	0	0	0	23	
34 Nate Johnson	G 26:02	5-6	1-1	0-0	0	2	2	2	2	11	0	0	1	0	0	0	0	20	
11 Sammy Hunter	24:23	2-8	1-5	0-0	1	0	1	0	0	5	2	0	0	0	1	0	0	-11	
1 Garvin Clarke	11:06	2-5	0-1	0-0	1	1	2	0	4	1	1	0	0	0	0	0	0	-3	
1 Garvin Clarke	19:42	1-2	0-0	0-0	0	4	0	4	2	1	2	2	1	1	0	0	0	4	
0 Amani Lyles	02:24	0-0	0-0	0-0	0	0	0	0	0	0	0	0	0	0	0	0	0	-4	
3 Kobe Mitchell	02:24	0-2	0-2	0-0	0	1	1	0	0	0	0	0	0	0	0	0	0	-4	
20 Evan Wilson	01:48	0-1	0-1	0-0	0	0	0	0	0	0	0	0	0	0	0	0	0	-2	
Team					0	4	4												
Totals		29-61	8-22	20-23	11	26	37	14	19	86	15	11	7	3	1	20			

**Shooting By Period**

1st FG%	15-30	50.0%
3PT%	6-11	54.5%
FT%	10-11	90.9%
2nd FG%	10-12	83.3%
3PT%	2-11	18.2%
FT%	10-12	83.3%
GM FG%	29-61	47.5%
3PT%	8-22	36.4%
FT%	20-23	87.0%

Dead Ball Rebounds: 2

**AKR EMU**

Biggest lead	27 (2 <sup>nd</sup> 2:00)	2 (1 <sup>st</sup> 17:42)
Best Scoring Run	8 (1 <sup>st</sup> 14:18)	6 (1 <sup>st</sup> 7:31)
Lead Changes	4	
Times Tied	1	
Time with Lead	36:44	01:27

**Points from Turnovers**

UB	AKRON
1 (1 <sup>st</sup> 19:18)	26 (2 <sup>nd</sup> 2:56)
Best Scoring Run	6 (2 <sup>nd</sup> 19:24)
Lead Changes	2
Times Tied	1
Time with Lead	00:21

**Points from Turnovers**

UB	AKRON
13	19
Paint	40
Second Chance	6
Fast Breaks	5
Bench	18

Official Basketball Box Score - Final  
**Akron at Toledo**  
 02/21/23 John F. Savage Arena, Toledo  
 2022-23 Men's Basketball

Game Time: 7:00 PM  
 Game Duration: 1:40  
 Attendance: 5,078



Official Basketball Box Score - Final  
**Western Mich. at Akron**  
 02/25/23 James A. Rhodes Arena, Akron, Ohio  
 2022-23 Men's Basketball

Game Time: 7:00 PM  
 Game Duration: 1:54  
 Attendance: 1,739

**Akron - 63** Record: 19-9 (11-4)

NO.
-----



Official Basketball Box Score - Final  
**Ball St. at Akron**  
 02/28/23 James A. Rhodes Arena, Akron  
 2022-23 Men's Basketball

Game Time: 7:00 PM  
 Game Duration: 2:06  
 Attendance: 1,912



Official Basketball Box Score - Final  
**Akron at Kent St.**  
 03/03/23 Memorial Athletic & Convocation Center, Kent  
 2022-23 Men's Basketball

Game Time: 6:00 PM  
 Game Duration: 2:28  
 Attendance: 6,327

Officials: DJ Cartensen, Tim Stewart, Bryan Anslinger

Officials: Chris Beaver, Bill Ek, John Floyd

**Ball St. - 83**

Record: 20-10 (11-6)

NO. Name	Min	FG		3P		FT		Rebounds			Fouls		TP	AS	TO	ST	Blocks		+/-
		M-A	M-A	M-A	M-A	OR	DR	TOT	PF	FD	BS	BA							
3 Mickey Pearson	F 12:30	2-4	2-4	0-0	0-0	3-3	4-0	6	1	1	1	0	0	0	0	0	0	0	3
5 Payton Sparks	C 36:49	3-9	0-1	2-2	2-7	9-4	4-6	8	3	3	0	1	0	0	0	0	0	0	0
1 Demarius Jacobs	G 35:07	5-7	2-4	4-6	1-4	5-3	4-4	16	4	0	2	0	0	-2					
2 Luke Bumbalough	G 28:47	3-6	2-3	0-0	0-2	2-4	4-0	8	4	1	0	0	0	0	-10				
12 Jaylin Sellers	G 37:10	4-10	1-2	0-0	1-5	6-2	2-0	9	0	1	2	1	0	-5					
11 Basheer Jihad	26:36	7-11	2-4	1-1	1-2	3-4	4-2	17	0	2	0	0	0	-7					
24 Jalen Windham	21:43	7-13	3-7	2-2	0-3	3-1	1-2	19	3	1	0	0	0	3					
34 Ben Hendriks	01:18	0-0	0-0	0-0	0-0	1-1	1-0	0	0	0	0	0	0	0	-2				
<b>Team</b>								0	0	0	0	0	0	0					
<b>Totals</b>		31-60	12-25	9-11	6-26	32-23	14-83	15	9	5	2	0	1	4					

Technical Fouls: Sellers 2nd 13:04

**Akron - 87**

Record: 21-9 (13-4)

NO. Name	Min	FG		3P		FT		Rebounds			Fouls		TP	AS	TO	ST	Blocks		+/-
		M-A	M-A	M-A	M-A	OR	DR	TOT	PF	FD	BS	BA							
11 Sammy Hunter	F 34:26	7-9	6-8	5-7	2-4	6-2	5-25	0	0	1	0	0	0	3					
25 Enrique Freeman	F 35:57	10-16	0-0	4-6	3-9	12-2	6-24	2	3	1	0	0	0	5					
2 Greg Tribble	G 21:19	0-2	0-0	2-2	1-0	1-2	2-2	2	2	0	0	0	0	-5					
4 Trendon Hankerson	G 29:10	1-9	1-6	0-0	0-2	2-5	0-3	3	3	2	0	0	1	7					
13 Xavier Castaneda	G 37:59	7-18	5-14	10-10	2-1	3-1	7-29	1	3	1	0	0	12						
1 Garvin Clarke	17:34	1-3	0-1	0-0	1-3	4-1	0-2	2	2	1	0	0	1	-6					
34 Nate Johnson	21:24	0-2	0-2	2-2	0-0	0-1	2-2	2	0	2	0	0	10						
5 Tavari Johnson	02:11	0-0	0-0	0-0	0-1	1-0	0-0	0	0	0	0	0	0	-6					
<b>Team</b>					1-2	3-0	0-0												
<b>Totals</b>		26-59	12-31	23-27	10-22	32-14	22-87	12	9	5	0	2	4						

Technical Fouls: NONE

	BSU		AKRON		Points from	BSU	AKRON	Period by Period Scoring		
	1st	2nd	1st	2nd				TOT		
Biggest lead	11 (1st 10:24)	7 (2nd 0:45)				13	19			
Best Scoring Run	6 (1st 11:37)	12 (2nd 5:07)				36	26			
Lead Changes	1					14	7			
Times Tied	5					5	15			
Time with Lead	31:37	05:18				36	4			

**Akron - 84**

Record: 21-10 (13-5)

NO. Name	Min	FG		3P		FT		Rebounds			Fouls		TP	AS	TO	ST	Blocks		+/-
		M-A	M-A	M-A	M-A	OR	DR	TOT	PF	FD	BS	BA							
11 Sammy Hunter	F 37:57	7-13	5-11	7-9	1-1	2-1	5-26	0	0	0	0	0	2						
25 Enrique Freeman	F 42:46	10-18	0-0	5-8	2-10	12-3	7-25	2	1	0	1	1	-11						
2 Greg Tribble	G 30:06	1-2	0-0	4-4	0-1	1-5	4-6	1	2	2	1	1	0						
4 Trendon Hankerson	G 26:07	2-5	2-5	0-0	0-1	1-5	0-6	1	2	1	1	0	-12						
13 Xavier Castaneda	G 41:51	2-13	1-10	8-9	1-3	4-4	8-13	5	5	1	0	0	-4						
1 Garvin Clarke	24:51	1-3	0-0	2-2	1-1	2-2	1-4	4	2	0	0	2	6						
34 Nate Johnson	18:12	2-2	0-0	0-0	0-3	3-1	0-4	0	0	3	0	0	-1						
5 Tavari Johnson	03:10	0-1	0-1	0-0	0-0	0-0	0-0	0	0	0	0	0	-5						
<b>Team</b>					1-1	2-0	0-0												
<b>Totals</b>		25-57	8-27	26-32	6-21	27-21	25-84	13	12	7	3	4	-5						

Dead Ball Rebounds: 3, 0

Technical Fouls: NONE

Dead Ball Rebounds: 5, 0

**Kent St. - 89**

Record: 25-6 (15-3)

NO. Name	Min	FG		3P		FT		Rebounds			Fouls		TP	AS	TO	ST	Blocks		+/-
		M-A	M-A	M-A	M-A	OR	DR	TOT	PF	FD	BS	BA							
1 VonCameron Davis	F 29:31	2-9	1-4	2-2	0-4	4-4	4-1	7	0	1	0	0	1	4					
33 Miryone Thomas	F 38:24	2-4	0-2	0-1	3-5	8-4	3-4	4	3	1	1	1	0	1					
42 Orlon Hornbeak	C 11:38	1-2	0-0	0-0	0-3	3-4	0-2	0	0	0	0	0	0	8					
2 Malique Jacobs	G 28:25	4-8	1-2	2-3	2-4	6-5	2-11	4	6	1	1	0	2						
3 Sincere Carry	G 42:39	9-18	3-6	14-15	0-2	2-11	10-35	4	1	2	0	2	4						
4 Chris Payton	32:08	9-10	0-0	4-4	2-5	7-3	5-22	0	3	2	2	0	0						
13 Jalen Sullinger	30:32	1-3	1-2	0-0	2-2	2-3	0-3	2	1	1	0	0	-1						
0 Julius Rollins	11:43	2-4	1-3	0-0	0-1	1-1	0-5	0	0	0	0	0	7						
<b>Team</b>					1-1	2-0	0-1												
<b>Totals</b>		30-58	7-19	22-25	8-27	35-26	21-89	13	14	7	4	3	5						

Dead Ball Rebounds: 1, 0

Technical Fouls: Bench 1st 07:50

Dead Ball Rebounds: 2, 0

	UA		KSU		Points from	UA	KSU	Period by Period Scoring			
	1st	2nd	1st	2nd				TOT			
Biggest lead	2 (1st 05:00)	8 (1st 8:04)				10	13				
Best Scoring Run	6 (1st 2:44)	7 (1st 17:17)				32	38				
Lead Changes	2					12	8				
Times Tied	7					2	12				
Time with Lead	00:34	39:03				8	30				



## 2022-23 Akron Men's Basketball Combined Team Statistics All games

Page 1/1  
as of Mar 04, 2023

### Game Records

Record	Overall	Home	Away	Neutral
ALL GAMES	21-10	15-1	5-6	1-3
CONFERENCE	13-5	8-1	5-4	0-0
NON-CONFERENCE	8-5	7-0	0-2	1-3

### Score by Periods

Team	1st	2nd	OT	TOT
Akron	1066	1200	23	2289
Opponents	939	1087	27	2053

### Team Box Score

No.	Player				Total			3-Point		F-Throw		Rebounds				PF DQ A TO BLK STL PTS AVG						
		GP-GS	MIN	AVG	FG-FGA	FG%	3FG-3FGA	3FG%	FT-FTA	FT%	OFF	DEF	TOT	AVG	PF	DQ	A	TO	BLK	STL	PTS	AVG
13	CASTANEDA, Xavier	29-29	973:14	33.6	162-391	.414	102-260	.392	196-230	.852	24	99	123	4.2	46	0	83	63	3	29	622	21.4
25	FREEMAN, Enrique	31-31	968:12	31.2	201-330	.609	1-3	.333	107-175	.611	101	244	345	11.1	68	2	62	66	35	19	510	16.5
4	HANKERSON, Trendon	31-31	1002:41	32.3	92-246	.374	69-184	.375	23-30	.767	10	112	122	3.9	66	2	66	41	15	25	276	8.9
11	HUNTER, Sammy	31-20	630:25	20.3	89-219	.406	47-146	.322	23-34	.676	28	56	84	2.7	52	1	14	14	3	5	248	8.0
2	TRIBBLE, Greg	30-30	861:58	28.7	71-177	.401	1-12	.083	49-66	.742	27	55	82	2.7	76	3	68	37	7	24	192	6.4
5	JOHNSON, Tavari	30-9	453:06	15.1	57-142	.401	22-62	.355	6-10	.600	8	46	54	1.8	43	0	52	41	4	25	142	4.7
34	JOHNSON, Nate	31-5	629:14	20.3	57-113	.504	20-48	.417	10-15	.667	29	65	94	3.0	49	1	28	29	1	34	144	4.6
1	CLARKE, Garvin	22-0	318:43	14.5	18-66	.273	4-30	.133	9-13	.692	24	24	48	2.2	26	0	24	21	2	10	49	2.2
0	LYLES, Amani	26-0	122:14	4.7	18-37	.486	0-1	.000	15-25	.600	16	8	24	0.9	33	1	4	8	7	8	51	2.0
3	MITCHELL, Kobe	23-0	238:54	10.4	12-44	.273	10-40	.250	4-4	1.000	2	13	15	0.7	19	0	11	6	1	8	38	1.7
20	WILSON, Evan	12-0	32:28	2.7	4-11	.364	4-9	.444	0-2	.000	0	1	1	0.1	4	0	3	3	0	2	12	1.0
12	MAYFIELD, Pat	8-0	18:51	2.4	2-6	.333	0-3	.000	1-2	.500	0	7	7	0.9	1	0	0	0	1	2	5	0.6
Team											51	53	104					11				
<b>Total</b>		<b>31</b>	<b>6250</b>		<b>783-1782</b>	<b>.439</b>	<b>280-798</b>	<b>.351</b>	<b>443-606</b>	<b>.731</b>	<b>320</b>	<b>783</b>	<b>1103</b>	<b>35.6</b>	<b>483</b>	<b>10</b>	<b>415</b>	<b>340</b>	<b>79</b>	<b>191</b>	<b>2289</b>	<b>73.8</b>
<b>Opponents</b>		<b>31</b>	<b>6250</b>		<b>751-1741</b>	<b>.431</b>	<b>214-620</b>	<b>.345</b>	<b>337-459</b>	<b>.734</b>	<b>267</b>	<b>742</b>	<b>1009</b>	<b>32.5</b>	<b>569</b>	<b>13</b>	<b>357</b>	<b>388</b>	<b>96</b>	<b>173</b>	<b>2053</b>	<b>66.2</b>

### Team Statistics

	UA	OPP
<b>Scoring</b>	<b>2289</b>	<b>2053</b>
Points per game	73.8	66.2
Scoring margin	+7.6	-
<b>Field goals-att</b>	<b>783-1782</b>	<b>751-1741</b>
Field goal pct	.439	.431
<b>3 point fg-att</b>	<b>280-798</b>	<b>214-620</b>
3-point FG pct	.351	.345
3-pt FG made per game	9.0	6.9
<b>Free throws-att</b>	<b>443-606</b>	<b>337-459</b>
Free throw pct	.731	.734
F-Throws made per game	14.3	10.9
<b>Rebounds</b>	<b>1103</b>	<b>1009</b>
Rebounds per game	35.6	32.5
Rebounding margin	+3.0	-
<b>Assists</b>	<b>415</b>	<b>357</b>
Assists per game	13.4	11.5
<b>Turnovers</b>	<b>340</b>	<b>388</b>
Turnovers per game	11.0	12.5
Turnover margin	+1.5	-
Assist/turnover ratio	1.2	0.9
<b>Steals</b>	<b>191</b>	<b>173</b>
Steals per game	6.2	5.6
<b>Blocks</b>	<b>79</b>	<b>96</b>
Blocks per game	2.5	3.1
<b>Winning streak</b>	<b>0</b>	<b>-</b>
Home win streak	3	-
<b>Attendance</b>	<b>30751</b>	<b>40824</b>
Home games-Avg/Game	16-1922	11-3711
Neutral site-Avg/Game	-	4-2516

### Team Results

Date	Opponent	Score	Att.	
11/07/2022	South Dakota St.	Wot	81-80	2157
11/11/2022	vs Mississippi St.	L	54-73	5213
11/15/2022	Morgan St.	W	65-59	1759
11/21/2022	vs Western Ky.	W	72-53	1250
11/22/2022	vs LSU	L	58-73	1200
11/23/2022	vs Nevada	L	58-62	2400
11/30/2022	at Marshall	L	57-68	4012
12/04/2022	Muskingum	W	80-33	1466
12/11/2022	Jackson St.	W	85-72	1385
12/14/2022	Wright St.	W	66-54	1398
12/19/2022	Maine	W	87-55	1424
12/22/2022	at Bradley	L	55-74	3530
12/30/2022	Concord	W	84-58	1550
01/03/2023	NIU	W	76-51	0
01/06/2023	at Ball St.	L	63-70	3476
01/10/2023	at Bowling Green	W	74-70	1844
01/13/2023	Eastern Mich.	W	104-67	2177
01/17/2023	at Central Mich.	W	69-51	1509
01/21/2023	at Western Mich.	W	63-55	2288
01/24/2023	Miami (OH)	W	73-68	1620
01/28/2023	Ohio	W	83-77	2234
01/31/2023	at Buffalo	W	81-64	5001
02/03/2023	Kent St.	W	67-55	5821
02/07/2023	Toledo	L	74-84	2041
02/10/2023	at Ohio	L	81-90	5038
02/14/2023	at Eastern Mich.	W	78-51	2122
02/18/2023	Buffalo	W	86-66	2068
02/21/2023	at Toledo	L	63-84	5677
02/25/2023	Western Mich.	W	81-64	1739
02/28/2023	Ball St.	W	87-83	1912
03/03/2023	at Kent St.	Lot	84-89	6327



## 2022-23 Akron Men's Basketball Combined Team Statistics In Conference games

Page 1/1  
as of Mar 04, 2023

### Game Records

Record	Overall	Home	Away	Neutral
ALL GAMES	13-5	8-1	5-4	0-0
CONFERENCE	13-5	8-1	5-4	0-0
NON-CONFERENCE	0-0	0-0	0-0	0-0

### Score by Periods

Team	1st	2nd	OT	TOT
Akron	638	737	12	1387
Opponents	565	657	17	1239

### Team Box Score

No.	Player	Total			3-Point			F-Throw		Rebounds				Other Stats								
		GP-GS	MIN	AVG	FG-FGA	FG%	3FG-3FGA	3FG%	FT-FTA	FT%	OFF	DEF	TOT	AVG	PF	DQ	A	TO	BLK	STL	PTS	AVG
13	CASTANEDA, Xavier	16-16	550:33	34.4	98-230	.426	59-156	.378	113-127	.890	16	48	64	4.0	34	0	44	39	2	15	368	23.0
25	FREEMAN, Enrique	18-18	578:53	32.2	132-209	.632	1-2	.500	80-121	.661	57	158	215	11.9	41	2	32	37	22	10	345	19.2
11	HUNTER, Sammy	18-14	385:32	21.4	58-120	.483	35-86	.407	17-25	.680	16	30	46	2.6	36	1	6	10	2	4	168	9.3
4	HANKERSON, Trendon	18-18	587:24	32.6	51-146	.349	40-114	.351	10-12	.833	4	59	63	3.5	42	2	42	24	11	13	152	8.4
2	TRIBBLE, Greg	17-17	511:52	30.1	42-99	.424	0-3	.000	34-42	.810	15	27	42	2.5	44	2	43	21	5	13	118	6.9
34	JOHNSON, Nate	18-4	384:47	21.4	38-70	.543	12-30	.400	8-11	.727	17	40	57	3.2	32	1	22	14	0	21	96	5.3
5	JOHNSON, Tavari	18-3	227:04	12.6	23-70	.329	9-30	.300	1-2	.500	3	21	24	1.3	27	0	26	17	2	11	56	3.1
0	LYLES, Amani	14-0	61:04	4.4	11-22	.500	0-1	.000	9-13	.692	4	3	7	0.5	20	1	2	2	3	4	31	2.2
1	CLARKE, Garvin	14-0	180:40	12.9	11-36	.306	2-13	.154	5-6	.833	15	13	28	2.0	14	0	16	11	0	6	29	2.1
3	MITCHELL, Kobe	14-0	132:40	9.5	5-24	.208	5-22	.227	2-2	1.000	0	6	6	0.4	8	0	9	2	0	2	17	1.2
20	WILSON, Evan	7-0	15:35	2.2	2-5	.400	2-4	.500	0-0	.000	0	0	0	0.0	0	0	0	1	0	0	6	0.9
12	MAYFIELD, Pat	4-0	08:56	2.2	0-2	.000	0-1	.000	1-2	.500	0	3	3	0.8	1	0	0	0	1	1	1	0.3
Team											29	29	58					7				
<b>Total</b>		<b>18</b>	<b>3625</b>		<b>471-1033</b>	<b>.456</b>	<b>165-462</b>	<b>.357</b>	<b>280-363</b>	<b>.771</b>	<b>176</b>	<b>437</b>	<b>613</b>	<b>34.1</b>	<b>299</b>	<b>9</b>	<b>242</b>	<b>185</b>	<b>48</b>	<b>100</b>	<b>1387</b>	<b>77.1</b>
<b>Opponents</b>		<b>18</b>	<b>3625</b>		<b>438-992</b>	<b>.442</b>	<b>127-372</b>	<b>.341</b>	<b>236-311</b>	<b>.759</b>	<b>155</b>	<b>418</b>	<b>573</b>	<b>31.8</b>	<b>339</b>	<b>10</b>	<b>198</b>	<b>218</b>	<b>52</b>	<b>90</b>	<b>1239</b>	<b>68.8</b>

### Team Statistics

	UA	OPP
<b>Scoring</b>	<b>1387</b>	<b>1239</b>
Points per game	77.1	68.8
Scoring margin	+8.2	-
<b>Field goals-att</b>	<b>471-1033</b>	<b>438-992</b>
Field goal pct	.456	.442
<b>3 point fg-att</b>	<b>165-462</b>	<b>127-372</b>
3-point FG pct	.357	.341
3-pt FG made per game	9.2	7.1
<b>Free throws-att</b>	<b>280-363</b>	<b>236-311</b>
Free throw pct	.771	.759
F-Throws made per game	15.6	13.1
<b>Rebounds</b>	<b>613</b>	<b>573</b>
Rebounds per game	34.1	31.8
Rebounding margin	+2.2	-
<b>Assists</b>	<b>242</b>	<b>198</b>
Assists per game	13.4	11.0
<b>Turnovers</b>	<b>185</b>	<b>218</b>
Turnovers per game	10.3	12.1
Turnover margin	+1.8	-
Assist/turnover ratio	1.3	0.9
<b>Steals</b>	<b>100</b>	<b>90</b>
Steals per game	5.6	5.0
<b>Blocks</b>	<b>48</b>	<b>52</b>
Blocks per game	2.7	2.9
<b>Winning streak</b>	<b>0</b>	<b>-</b>
Home win streak	3	-
<b>Attendance</b>	<b>19612</b>	<b>33282</b>
Home games-Avg/Game	9-2179	9-3698
Neutral site-Avg/Game	-	0-0

### Team Results

Date	Opponent		Score	Att.
01/03/2023	NIU	W	76-51	0
01/06/2023	at Ball St.	L	63-70	3476
01/10/2023	at Bowling Green	W	74-70	1844
01/13/2023	Eastern Mich.	W	104-67	2177
01/17/2023	at Central Mich.	W	69-51	1509
01/21/2023	at Western Mich.	W	63-55	2288
01/24/2023	Miami (OH)	W	73-68	1620
01/28/2023	Ohio	W	83-77	2234
01/31/2023	at Buffalo	W	81-64	5001
02/03/2023	Kent St.	W	67-55	5821
02/07/2023	Toledo	L	74-84	2041
02/10/2023	at Ohio	L	81-90	5038
02/14/2023	at Eastern Mich.	W	78-51	2122
02/18/2023	Buffalo	W	86-66	2068
02/21/2023	at Toledo	L	63-84	5677
02/25/2023	Western Mich.	W	81-64	1739
02/28/2023	Ball St.	W	87-83	1912
03/03/2023	at Kent St.	Lot	84-89	6327