

AKRON BASKETBALL

Game 33 | MAC Tournament Semifinal vs No. 2 Kent State



122nd Season | MAC Tournament Champions: 2009, 2011, 2013, 2022 | MAC Regular-Season Champions: 2012, 2013, 2016, 2017, 2020

2022-23 BASKETBALL SCHEDULE

Date	Opponent	TV	Time
Nov. 7	South Dakota State	W, 81-80 OT
Nov. 11	Mississippi State	L, 73-54
Nov. 15	Morgan State	W, 65-59
Nov. 21	Western Kentucky %	W, 72-53
Nov. 22	LSU %	L, 73-58
Nov. 23	Nevada %	L, 62-58
Nov. 30	Marshall	L, 68-57
Dec. 4	Muskingum	W, 80-33
Dec. 11	Jackson State	W, 85-72
Dec. 14	Wright State	W, 66-54
Dec. 19	Maine	W, 87-55
Dec. 22	Bradley	L, 74-55
Dec. 30	Concord	W, 84-58
Jan. 3	Northern Illinois *	W, 76-51
Jan. 6	Ball State *	L, 70-63
Jan. 10	Bowling Green *	W, 74-70
Jan. 13	Eastern Michigan *	W, 104-67
Jan. 17	Central Michigan *	W, 69-51
Jan. 21	Western Michigan *	W, 63-55
Jan. 24	Miami *	W, 73-68
Jan. 28	Ohio *	W, 83-77
Jan. 31	Buffalo *	W, 81-64
Feb. 3	Kent State *	W, 67-55
Feb. 7	Toledo *	L, 84-74
Feb. 10	Ohio *	L, 90-81
Feb. 14	Eastern Michigan *	W, 78-51
Feb. 18	Buffalo *	W, 86-66
Feb. 21	Toledo *	L, 84-63
Feb. 25	Western Michigan *	W, 81-64
Feb. 28	Ball State *	W, 87-83
March 3	Kent State *	L, 89-84 (OT)
March 9	Buffalo +	W, 101-77
MArch 10	Kent State ++	CBSSN 7:30 PM

Home games **BOLD** | * MAC game
 + MAC Tournament - Cleveland, Ohio
 \$ Barstool Sports Invitational - Philadelphia, Pa.
 % Cayman Islands Classic - Grand Cayman Island
 TV: CBSSN - CBS Sports Network, ESPN3, ESPN+, ESPN, ESPNU, ESPN2

2023 Mid-American Conference Tournament

No. 3 Akron (22-10, 13-5) vs No. 2 Kent St. (26-6, 14-3 MAC)

Friday, March 10 • Rocket Mortgage FieldHouse
 Cleveland, Ohio • 7:30 PM • CBSN



KENT STATE HEAD COACH

Rob Senderoff (Albany '95)
 Overall: 245-146 (12th season)
 Record at KSU: 245-146 (12th season)
 MAC Record: 131-83 (12th season)



AKRON ZIPS HEAD COACH

John Groce (Taylor '94)
 Career Record: 298-201 (15th Season)
 Record at Akron: 116-69 (6th Season)
 Overall MAC Record: 102-73 (at Ohio and Akron)

ALL-TIME SERIES

Kent State Leads: 81-80
 Last Meeting: Kent 89, Akron 84 (OT)
 First Meeting: Akron 37, Kent 16
 In Akron: 45-25, Neutral: 9-2, In Kent: 27-53, MAC Tournament: 6-3, MAC Title Games: 2-2

Groce vs. Kent State: 7-6 (11-11 Overall)
 at M.A.C Center on March 3, 2023
 in Kent 1915-16 season

BROADCAST

TV/Video: CBSN - Chris Lewis (PxP), Michael O'Donnell (Analyst) and Justin Walters (Sideline)
Radio: Akron Sports Network - Dave Skoczen (PxP), Joe Dunn (Analyst)-WHLO 640 AM (iHeart Radio)
Live Stats: GoZips.com/Schedule - Live Stats

QUICK HITS

- Akron is one of two teams in the MAC to play 5 Top 100 NET teams in non-conference play this season: Buffalo (6), Akron (5), Miami (4), Eastern Michigan (3), Northern Illinois (3), Ohio (3), Kent State (3), Toledo (3), Western Michigan (3), Central Michigan (2), Ball State (0), Bowling Green (0).
- Akron is 21-10 this season with all losses coming from opponents in the Top 100 NET rankings with a total win-loss record of 57-14 before conference play: 76 LSU (12-1), 37 Mississippi State (11-2), 55 Nevada (12-3), 66 Marshall (12-3), 62 Bradley (10-5). Zips fell to 100 Ball State, 97 Toledo (2x), 145 Ohio and Kent State (66)
- The Naismith Basketball Hall of Fame announced the Top 10 candidates for the 2023 Karl Malone Award. Enrique Freeman (Akron), Drew Timme (Gonzaga), Azuolas Tubelis (Arizona), Trayce Jackson-Davis (Indiana), Hunter Tyson (Clemson), Kris Murray (Iowa), DaRon Holmes II (Dayton), Norchad Omier (Miami (Fla.)), Kyle Filipowski (Duke) and Bryce Hopkins (Providence).
- Freeman and Castaneda rank in the NCAA Top 30 players in at least six categories
Freeman: 4th REBS/G (11.1), 5th DREB/G (7.87), 6th REBS (345), 5th Double-Doubles (18), 20th FG% (60.9), 26th OREB/G (3.26), 1 of 12 to avg dbl-dbl, 1 of 13 avg. dbl digit rebounds
Castaneda: 4th FTM (196), 6th 3PT FG/G (3.5), 8th FTA (230), 12th PPG (21.4), 9th 3PT Made (102), 10th 3PT Attempts (260), 22nd Total Points (622) and 50th 3PT FG% (.392).

Akron	STAT BREAKDOWN	Kent St.
74.7	SCORING AVERAGE	76.0
+8.1	SCORING MARGIN	+10.9
.444	FG PERCENTAGE	.453
.356	3PT PERCENTAGE	.333
9.2	3PT FG MADE PER GAME	7.8
.734	FT PERCENTAGE	.725
35.6	REBOUND PER GAME	35.4
+3.0	REBOUNDING MARGIN	+0.6
13.5	ASSISTS PER GAME	12.4
11.0	TURNOVERS PER GAME	11.6
6.1	STEALS PER GAME	9.0
2.5	BLOCKS PER GAME	3.9

2022-23 AKRON BASKETBALL

PROBABLE STARTERS



AKRON QUICK FACTS

Location Akron, Ohio (44325)
 Population 200,000 (fifth largest in Ohio)
 Founded 1870 (as Buchtel College)
 Enrollment 20,500
 Nickname Zips
 Colors Blue (PMS 282) and Gold (PMS 7503)
 Conference Mid-American
 President Dr. Gary L. Miller
 Director of Athletics Charles Guthrie
 Deputy AD Markus Jennings
 Sr Associate AD/SWA Jackie Wallgren
 Faculty Athletics Representative ... Dr. Matthew Juravich
 Athletic Dept. Phone: (330) 972-7080
 Ticket Office Phone: 1-888-99-AKRON

JAMES A. RHODES ARENA

Capacity 5,500
 Opened December 3, 1983
 W, 78-74 over Eastern Michigan
 Seating 2,096 arm-chair seating
 3,404 bleacher-style seating
 Record at Rhodes Arena.... 453-136 (.767) - 39 Seasons
 Record under John Groce 111-66 (6th Season)
 Press Row Phone (330) 374-8771

PROGRAM HISTORY

Seasons of Basketball 122nd
 First Season of Basketball 1901-02
 Seasons of Division I Basketball 42nd
 First Season of Division I Basketball 1980-81
 All-Time Record 1,688-1,069 (.611)
 All-Time Division I Record 727-549 (.564)
 All-Time MAC Record 297-240 (.543) 29 seasons
 MAC Tournament Titles 4 (2009, 2011, 2013, 2022)
 MAC Regular Season Titles 5 (2012, 2013, 2016, 2017, 2020)
 NCAA Tournament Appearances 14
 NCAA DI Tournament Appearances (Yrs) .5 (1986, 2009, 2011, 2013, 2022)
 NIT Appearances (Yrs) 7 (1987, 1989, 2006, 2008, 2012, 2016, 2017)
 CBI Appearances (Yrs) 1 (2010)
 CIT Appearances (Yrs) 1 (2014)

GoZips.com

Twitter @ZipsMBB | @JohnGroce | @AkronZips
 Facebook Facebook.com/ZipsMBB | /AkronZips
 Instagram @ZipsMBB
 YouTube YouTube.com/ZipsAthletics

ATHLETICS COMMUNICATIONS

Brian Dennison (Men's Basketball Contact)
 Assistant Director for Communications
 (330) 972-6292 office | (330) 962-0366 cell
 bld2@uakron.edu

Sean Palchick (Women's Basketball Contact)
 Associate Director of Athletics Communications
 Office Phone: (330) 972-2677
 Email: spalchick@uakron.edu

WHAT'S AHEAD

The No. 3 seeded Akron Zips advanced to the semifinal round to play rival No. 2 seeded Kent State on Friday, March 10 Thursday, March 9 at Rocket Mortgage FieldHouse in Cleveland, Ohio at 7:30 p.m. The 2023 Mid-American Conference semifinal round is scheduled to be broadcasted on CBS Sports Network with Chris Lewis (PxP), Michael O'Donnell (Analyst) and Justin Walters (Sideline) on the call. Fans can listen to Akron Sports Radio Network on WHLO 640 AM with Dave Skoczen (PxP) and Joe Dunn (analyst). Live stats are also available on GoZips.com.

THE AKRON-KENT STATE SERIES

Friday's game marks the 162nd meeting in series history between Akron and Kent State. The first meeting was during the 1915-16 season at Kent State where Akron pulled out the win, 37-16. The Zips have won 18 of the last 31 meetings, including a two-game winning streak that started with the 2022 MAC Championship defeating Kent State 75-55 at Rocket Mortgage FieldHouse. The Zips won earlier this season 67-55 at The JAR. However, the Flashes swept the 2022 season series (67-55 and 66-64) after the Zips claimed three consecutive games to even the all-time series record at 78-78, dating back to March 6, 2020. The series is tied 80-80.

Akron and Kent State have met in the MAC Tournament nine times. Akron is 6-3 in the MAC Tournament against the Golden Flashes. In addition, Akron and Kent State have played for the MAC Tournament championship four times and the series is split 2-2 in MAC title games. Kent State won the tournament in 2007-08 (74-55), Akron won the title in 2010-11 in overtime (66-65), Kent State won the tournament in 2016-17 (70-65) and the Zips won in 2022 (75-55).

In 2020-21, Akron swept the season series, claiming the New Year's Day game at The JAR (66-62) and followed with a win at the M.A.C. Center in Kent, Ohio on Feb. 5 (72-61). The season sweep marked the first time either team swept the series since the 2011-12 season when Akron posted three wins. In 2019-20, the two teams split the series as Akron posted a 79-76 victory at James A. Rhodes Arena (March 6) and KSU claimed the earlier contest 68-67 (Jan. 31) at the M.A.C. Center. In 2018-19, Akron and Kent State split the series -- Zips won at home 72-53 (Feb. 8) and Kent State won 68-65 in Kent (March 8).

The team from the east entered 2018-19 season winning 2-of-3 contests, including a split in the 2017-18 season series (W 78-68 in Kent), (L 67-65 in Akron) and the 2017 MAC Championship game (W 70-65 in Cleveland).

Akron earned a season series sweep, during the 2011-12 season. In fact, the Zips posted three consecutive wins that season, defeating the Flashes 84-75 at home (Jan. 21), 61-55 in Kent (March 2) and 78-74 in the semifinals of the MAC Tournament in Cleveland (March 9). In addition, Akron won 2-of-3 games the following season (2012-13), winning on the road (71-67, Jan. 15) and falling at home (68-64, March 8) before winning its second consecutive semifinal matchup in the MAC Tournament (62-59, March 15). During that stretch, Akron won 5-of-6 games.

Akron is 44-25 against Kent State at home, posting wins in eight of the last 11 games at the JAR. Akron is 26-53 all-time at the M.A.C. Center and 9-2 at neutral sites against the Golden Flashes. In 2016-17, Kent State snapped Akron's 30-game home-court winning streak at the JAR. The longest winning streak in the series for Akron is 9-games from 1941-1947 and Kent State's longest winning streak in the series is 5-games, and it happened twice, 1991-1994, and 1980-1985.

SCOUTING THE FLASHES

Kent State owns and 24-6 overall record and an 14-3 league mark. The Flashes are 6-1 suffering the 67-55 loss to the Zips on Feb. 3. KSU is 14-0 at home, 9-6 on the road and 1-0 in neutral site games. The Flashes average 75.6 points per game on 45.1 percent shooting from the floor and 33.6 percent effort from beyond the 3-point arc, draining 7.9 triples a game. In addition, the Flashes shoot 72.2 percent from the free throw line on 13.3 attempts per game.

Kent State has three players scoring in double figures led by 2022 MAC Player of the Year Sincere Carry with 16.8 points per game, shooting 40.5 percent from the floor and 29.7 percent from deep with team second-best 52 trifectas. He also leads the squad in assists (148) and is second in steals (53).

Malique Jacobs follows with 12.6 points per game while leading the team in steals with 80 takeaways. He is second in assist (105) and third on the glass (145). Miryne Thomas leads the team rebounding, grabbing 5.0 boards per game for a 151 total while scoring 10.4 points per outing. Thomas leads the team from beyond the arc with 62 long distance strikes. Jalen Sullinger and Giovanni Santiago add 8.5 and 7.5 points per game.

Defensively, Kent State limits its opponents to scoring 64.7 points per game on 40.0 percent shooting from the floor and 31.2 percent from 3-point range, allowing 7.0 long distance strikes per night. The Flashes caused 488 turnovers (16.3 to/g) with 272 steals (9.1 stl/g) and 117 blocked shots (3.9 blk/g). Kent State is slightly outrebounded by the opponent by a -0.1 margin as the opponent grabbed 1058 total boards (35.3 rebs/g) compared to the 1054 total rebounds (35.1 rebs/g) secured.



2022-23 AWARDS AND HONORS

2022-23 All-MAC Awards

All-MAC First Team

Xavier Castaneda, G, Akron, Sr.
Enrique Freeman, F, Akron, Jr.

All-MAC Defensive Team

Enrique Freeman, F, Akron, Jr.
Greg Tribble Jr., G, Akron, Jr.

Karl Malone Award Top 10

Enrique Freeman (Feb. 6)

MAC Player of the Week

Xavier Castaneda (Feb. 6)
Enrique Freeman (Jan. 9)
Enrique Freeman (Jan. 30)

Lute Olson Player of the Week

Xavier Castaneda (Feb. 6)

Cayman Islands Classic All-Tournament Team

Xavier Castaneda

2022-23 PRESEASON POLL

MAC Men's Basketball Preseason Coaches Poll

1. Kent State (6) - 135 points
2. Toledo (4) - 131
3. Akron (2) - 127
4. Ball State -- 94
5. Ohio -- 91
6. Buffalo -- 82
7. Eastern Michigan -- 68
8. Western Michigan -- 66
9. Bowling Green -- 42
10. Central Michigan -- 38
11. Miami -- 36
12. Northern Illinois - 26

MAC Tournament Champion: Kent State (4), Toledo (3), Akron (2), Eastern Michigan (1), Western Michigan (1)

Preseason All-MAC First Team

Enrique Freeman, F, Akron, Jr.
Payton Sparks, C, Ball State, So.
Sincere Carry, G, Kent State, R-Sr.
JT Shumate, F, Toledo, Sr.
Lamar Norman Jr., G, Western Michigan, Sr.

Preseason All-MAC Second Team

Xavier Castaneda, G, Akron, Sr.
Kevin Miller, G, Central Michigan, So.
Emoni Bates, F, Eastern Michigan, So.
Malique Jacobs, G, Kent State, R-Sr.
Setric Millner Jr., F, Toledo, Sr.

ZIPS IN THE MAC TOURNAMENT

Akron is 35-20 all-time in the MAC Tournament, 28-9 in its last 37 tournament games. The Zips have won at least one game in the MAC Tournament every year since the 2004-05 season and set an unprecedented 16-of-18 semifinal appearances. The Zips' runs of the consecutive title games (7) and semifinal appearances (13) are the longest streaks in MAC history. The Zips are 29-14 at Rocket Mortgage FieldHouse. Akron is 7-6 in opening round games, 1-0 second round, 13-4 in the quarterfinals, 10-4 semifinals, and 4-6 in title games. Akron owns a 7-5 record as the No. 3 seed.

TEAM CAPTAINS

For the first time in six seasons, Akron head coach John Groce named captains for Zips basketball. Enrique Freeman, Xavier Castaneda, Greg Tribble and Trendon Heankerson were nominated and accepted their new roles as Akron heads into Mid-American Conference play.

AKRON IN THE MAC

Akron is 53-21 over the last three seasons in MAC play, owning the highest winning percentage (.714) in the league. The Zips are 39-17 in the MAC under the new conference format without divisions (new in 2020-21). Akron is 90-25 (.795) at home in league play since the start of the 2011 MAC schedule. UA has seen a ton of success in league play since the start of the 2004-05 season, and is 222-103 overall (.681), including a 134-31 mark in MAC play at home (.822). The Zips' 222 wins are the most in the league during that stretch. The Zips have won 137 of their last 197 MAC games (.694).

CASTANEDA, FREEMAN AND TRIBBLE EARN ALL-MAC HONORS

A trio of Akron Zips men's basketball players were honored among the league's best as the Mid-American Conference unveiled its 2023 All-MAC selections as Senior Xavier Castaneda (Chicago, Illinois) and junior forward Enrique Freeman (Cleveland, Ohio) were named First-Team All-MAC, while junior Greg Tribble, Jr. (Cincinnati, Ohio) and Freeman garnered All-MAC Defensive Team accolades.

MR. DOUBLE-DOUBLE

Freeman was named First-Team All-MAC for the first time in his career and earned his third-consecutive All-MAC Defensive Team designation. He is 1-of-12 players in the NCAA to average a double-double, scoring 16.5 points per game and grabbing 11.1 boards per contest. He ranks 5th in the NCAA with 18 double-doubles which tops the MAC. He pulled down double-digit rebounds in 22-of-31 outings, including a 15-rebound, 32-point career-best performance against Ohio while posting 23 double-digit scoring efforts. He is currently ranked among the Top 10 players in the NCAA in four categories and in the Top 30 in six, including rebounds per game (11.1 - 4th-NCAA, 1st-MAC), double-doubles (18 - 5th-NCAA, 1st-MAC), defensive rebounds per game (7.80 - 5th-NCAA, 1st-MAC), total rebounds (345 - 6th-NCAA, 1st-MAC), offensive rebounds per game (3.26 - 26th-NCAA, 2nd-MAC) and field goal percentage (60.9 - 20th NCAA - 2nd MAC). He is third in the MAC in blocks (35) and blocks per game (1.13). In addition, Freeman is a Top 10 finalist for the 2023 Karl Malone Award and earned three MAC Player of the Week awards this season.

X FACTOR

Castaneda earned First-Team All-MAC accolades after leading the MAC in scoring with 21.4 points per game (12th NCAA, 1st MAC). He scored in double figures 28-of-29 games, including a six 30+ point performances. He set a career-high 34 points against Ohio, registered 33 against Maine, tallied 32 against Western Michigan, Miami and Buffalo after opening the season with 31 points against South Dakota State. He ranks in the NCAA Top 10 in five categories and in the Top 25 in seven. Castaneda is shooting 39.2 percent from long distance (50th NCAA, 1st MAC) and averages 3.52 trifectas per game (6th NCAA, 1st MAC) with a team-best 102 triples made (10th NCAA, 1st MAC). From the charity stripe, he tops the MAC in free throws made (196 - 4th NCAA, 1st MAC) and free throw attempts (221 - 6th NCAA, 1st MAC). Castaneda is the squad's assist leader, dishing out 2.86 helpers per game with 63 assists to date. Castaneda was named to the 2022 Cayman Islands Classic All-Tournament team, averaging 18.3 points, 4.3 rebounds and 2.7 assists, MAC Player of the Week and Lute Olson National Player of the Week.

GT THE DEFENDER

Tribble started all 30 games he played for the Zips. In most cases, he was the primary cover on the oppositions best player and is Akron's best on-ball defender. While forcing the opponents into tough two's, Tribble averaged 6.4 points, 2.7 rebounds and 2.27 assists per game. He pulled down a total of 82 rebounds to date, 55 boards coming on the defensive end of the floor. Tribble secured 24 steals and blocked seven shots.

JOHNSON N JOHNSON

Freshmen Nate Johnson (redshirt) and Tavari Johnson impact the Zips offensive output. Nate Johnson averages 20.3 minutes per game, scoring 4.6 points on 50.4 percent shooting from the floor. He shoots 41.7 percent from deep, draining 20-of-48 long-distance buckets. He impacts both ends of the floor, grabbing 94 rebounds for 3.03 per game and adds 34 steals. Tavari Johnson had a breakout game against Nevada in the Cayman Islands with a game-high 29 points on 9-of-10 shooting from the field and a perfect 3-of-3 showing from downtown. He joined the starting lineup on Dec. 4 and averages 15.1 minutes and 4.6 points per game. He shoots 40.1 percent from the floor and 35.5 percent from deep with 22 made trifectas. He adds 54 rebounds, 52 assists and 25 steals.

THE POLLS - ZIPS ENTER MID-MAJOR TOP 25 POLL

The Akron Zips appeared on The CollegeInsider.com Mid-Major Top 25 Poll, ranking 18th overall on Feb. 6, 2023 as a result of an eight-game winning streak and taking over sole position at the top of the MAC, defeating rival Kent State 67-55. The Zips dropped the next two games, falling out of the Top 25. In the Ken Pom rankings, Akron ranks 105th overall in the NCAA, and 2nd in defensive efficiency (100.6) and 3rd in adjusted offensive efficiency (139.5). Akron is No. 1 in the MAC in adjusted defensive efficiency (101.9) and No. 2 adjusted offensive efficiency (113.7). The Zips rank No. 93 in the NCAA NET Rankings.



AKRON'S RECORD WHEN...

At home	15-1
On the road	5-6
Neutral	2-3
Playing on National TV	2-3
In overtime	1-1
In games decided by 1-2 points	1-0
In games decided by 3-5	4-2
In games decided by 6-10 points	4-3
In games decided by 11-20 points	8-3
In games decided by 21 or more	4-1
Scoring First	16-1
Leading at half	14-2
Tied at half	3-0
Trailing at half	3-8
Leading with 10:00 remaining	15-2
Trailing with 10:00 remaining	8-7
Tied with 10:00 remaining	0-0
Leading with 5:00 remaining	16-3
Trailing with 5:00 remaining	4-8
Tied with 5:00 remaining	1-0
UA shoots 50% or better	12-1
UA shoots less than 50%	10-9
UA shoots better than opponent	17-2
UA shoots worse than opponent	5-8
UA shoots the same FG% as opponent	0-0
Opponent shoots 50% or better	5-5
UA out-rebounds opponent	15-4
Opponent out-rebounds UA	6-6
Rebounds are tied	1-0
UA shoots 70% or better at FT line	16-6
UA has more FT attempts	16-2
Opponent has more FT attempts	5-8
FT attempts are tied	1-0
UA shoots 40% or better from 3-point	10-5
UA shoots under 40% from 3-point	12-5
UA has more turnovers than opponent	6-7
UA has less turnovers than opponent	14-3
Turnovers are tied	2-0
UA scores 90-plus points	2-0
UA scores 80-89 points	10-2
UA scores 70-79 points	4-2
UA scores 60-69 points	4-1
UA scores 50-59 points	0-5
UA scores 49 or less points	0-0
Opponent scores 90-plus points	0-1
Opponent scores 80-89 points	3-3
Opponent scores 70-79 points	5-4
Opponent scores 60-69 points	3-2
Opponent scores 50-59 point	9-0
Opponent scores 49 or less points	1-0

AKRON STREAKS...

Current Streak	Won 1
Home Court Streak	Won 2
Road Streak	Lost 2
Neutral Court Streak	Won 1
Last 5 Games	3-2
Last 10 Games	7-3

AKRON BY MONTH...

November	3-4
December	5-1
January	8-1
February	5-3
March	1-1

AKRON BY DAY OF THE WEEK...

Sunday	2-0
Monday	3-0
Tuesday	7-3
Wednesday	1-1
Thursday	1-1
Friday	4-4
Saturday	4-1

LAST 2X VS KENT STATE

GAME 1: In front of a sellout crowd and a national TV broadcasted audience, the Akron Zips led wire to wire and thumped the visiting Kent State Golden Flashes 67-55 to seize control of first place in the Mid-American Conference on Friday night.

The 160th matchup between the two rivals drew a sellout crowd of 5,821 fans at James A. Rhodes Arena as senior guard Xavier Castaneda led the way for the Zips, recording a game-high 24 points. Junior forward Enrique Freeman tallied his 12th double-double of the season with 19 points and 17 rebounds, helping his squad to a 36-28 edge on the glass. The series is deadlocked at 80 wins apiece.

In a contest between the two best scoring defenses in the MAC, it was the Zips (17-6, 9-1 MAC) who locked down the Flashes (18-5, 8-2 MAC) to move to 12-0 at home this season. Akron limited Kent State to 37.5-percent shooting overall and 23.1 percent from long distance in a dominant effort.

Akron found good looks against an aggressive Kent State defense early on, making four of its first seven 3-point attempts and leading by as many as nine in the first half. Castaneda, junior forward Sammy Hunter and graduate transfer guard Trenderon Hankerson all drained key triples in the half and led by as many as nine before the break.

On defense, the Zips forced seven Kent State turnovers in the opening frame, converting those miscues into 12 points on the other end. Those points helped them take a 34-29 lead into intermission, setting up the intense second half that saw Akron close out the win by holding the Flashes scoreless for the final three minutes.

Clutch foul shooting carried the Akron offense down the stretch, with a 20-7 overall scoring edge from the foul line in the game and a 15-5 edge in the second half.

Redshirt senior guard Sincere Carry led Kent State with 15 points and sophomore guard Jalen Sullinger had 13 in the contest.

GAME 2: The Akron Zips fell 89-84 in overtime to rival Kent State at the M.A.C Center on ESPNU Friday night in the regular season finale as junior Sammy Hunter (Nassau, Bahamas) led the Zips offense in the Crystal Clinic Wagon Wheel Challenge game.

Hunter led Akron's offense with 26 points on 7-of-13 shooting from the field, including a 5-of-11 effort from beyond the 3-point arc. Junior Enrique Freeman (Cleveland, Ohio) collected his 18th double-double of the season with a second-best 25 points and a game-high 12 rebounds, while senior Xavier Castaneda (Chicago, Ill.) added 13 points, five assists and four rebounds.

Castaneda buried three free throws with 4.4 seconds remaining in regulation to send the game into overtime, and he added a pair of free throws to give Akron a 74-72 to open the extra period. The Zips and the Golden Flashes battled back-and-forth until Kent's Chris Payton broke a 76-76 stalemate with an old-fashioned 3-point play to give Kent a 79-76 advantage with 3:18 left to play. Kent held on to the advantage and pushed the lead to as many as six points before time expired.

Kent State senior Sincere Carry led the Golden Flashes with a game-high 35 points while Payton posted a career-high 22 points, allowing Kent State to earn a half point for the Crystal Clinic Wagon Wheel Challenge and giving Kent State a 7.0-1.0 advantage.

LAST TIME OUT

The third-seeded University of Akron men's basketball team jumped out to an early lead and didn't look back dispatching of sixth-seeded Buffalo, 101-77, in the Mid-American Conference Tournament Quarterfinals at Rocket Mortgage FieldHouse on Thursday evening.

Akron's 101-point performance represents a single-game program record for points scored in a MAC Tournament tilt. By virtue of its third triumph of the season past the Bulls, the Zips advance to battle rival Kent State in the semifinal round of the MAC Tournament on Friday, March 10 at 7:30 p.m.

Senior Xavier Castaneda (Chicago, Ill.) scored a game-high and Akron MAC Tournament record 31 points, while junior Enrique Freeman (Cleveland, Ohio), junior Sammy Hunter (Nassau, Bahamas) and graduate student Trenderon Hankerson (Novi, Mich.) added 19-, 13- and 13-point performances for the Zips.

Akron finished the contest shooting 59 percent from the field, including making 13 three pointers, while holding Buffalo to a 37.1 percent shooting mark in the second half en route to a 24-point victory. Yazid Powell paced four Bulls scoring in double figures with a 25-point performance.

The Zips opened the game on an 11-4 run through the first media timeout led by eight points from Freeman. After Buffalo cut its deficit to two, 13-11, at the 13:21 mark, Akron went on an 11-2 run to extend its margin to nine, 22-13, following a layup by Freeman with 10:15 left in the half. Following a basket by the Bulls, the Zips went on a 15-4 run over the next 4:45 to stretch their lead to 37-19 after a three pointer by Hankerson at the 4:51 mark. Hankerson connected on a pair of triples in the run. Akron stretched its lead to as many as 18, 45-27, with 1:40 left before halftime before going into the break holding 45-31 margin.

The Zips shot 48.4 percent from the floor in the opening stanza, including four three pointers, while Buffalo connected at a .419 clip in the first half. Akron continued its offensive execution in the second connecting on 70 percent of their shots to stretch its margin to as many as 30 points before exiting with the Zips fourth straight tournament victory.



1,000 CAREER POINT CLUB

Rk.	Pts.	(Games)
1.	2,583*	Joe Jakubick, 1980-84 (108)
2.	2,028	Len Paul, 1969-73 (107)
3.	1,810	Eric McLaughlin, 1985-89 (115)
4.	1,657	John Britton, 1975-79 (91)
5.	1,630	Bill Turner, 1962-67 (106)
6.	1,587	Loren Cristian Jackson, 2018-21 (87)
7.	1,577	Jimmal Ball, 1997-2000 (107)
8.	1,491	Romeo Travis, 2004-07 (122)
9.	1,445	Don Williams, 1963-67 (107)
10.	1,442	Alex Adams, 1959-61 (85)
11.	1,437	Bob Smith, 1964-68 (102)
12.	1,425	Mike Harkins, 1951-56 (65)
13.	1,415	Mark Alberts, 1988-93 (106)
14.	1,413	Shawn Roberts, 1985-89 (117)
15.	1,377	Darryl Peterson, 2002-06 (122)
16.	1,374	Isaiah Johnson, 2013-2017 (136)
17.	1,319	Jim Fenton, 1951-54 (66)
18.	1,283	Jami Bosley, 1998-2000 (75)
19.	1,265	Zeke Marshall, 2010-13 (138)
20.	1,259	Jimond Ivey, 2015-2019 (133)
21.	1,258	Fritz Nagy, 1943-47 (63)
22.	1,229	Fred Golding, 1955-59 (97)
23.	1,217	Bob Whaley, 1956-60 (99)
24.	1,215	George Phillips, 1996-2000 (109)
25.	1,210	Jerry Sloan, 1964-68 (100)
26.	1,193	Climon Lee, 1957-61 (95)
27.	1,190	Derrick Tarver, 2003-04 (55)
28.	1,185	Anthony Buford, 1987-90 (80)
29.	1,165	Enrique Freeman, 2019-Pres (96)
30.	1,158	Nikola Cvetinovic, 2009-12 (141)
31.	1,152	Ray Pryear, 1955-59 (91)
32.	1,151	Jeremiah Wood, 2004-08 (101)
33.	1,147	Daniel Utomi, 2015-2019 (97)
34.	1,143	Ryan Andrick, 1996-2000 (102)
35.	1,142	Brett McKnight, 2007-11 (125)
36.	1,136	Andy Hipsher, 2000-04 (120)
37.	1,120	Cedrick Middleton, 2005-08 (130)
38.	1,115	Xavier Castaneda, 2020-23, (64)
39.	1,108	Marcel Boyce, 1985-87 (59)
40.	1,091	Demetrius Treadwell, 2012-2014 (96)
41.	1,087	Nick Dials, 2006-08 (101)
42.	1,086	Larry Jenkins, 1970-74 (75)
43.	1,055	Bobby Walker, 1946-50 (75)
44.	1,046	Dru Joyce, 2004-07 (123)
45.	1,041	Hank Vaughn, 1946-50 (75)
46.	1,023	Nate Linhart, 2006-09 (134)
47.	1,019	Antino Jackson, 2014-2017 (106)
48.	1,013	Sam Serves, 1942-47 (94)

*Top 50 in NCAA history

GROCE DEBUTS WITH A WIN

Zips' head coach John Groce has spent over two decades on the sidelines of a basketball court as a coach and enters his 15th season as the lead man, and sixth at Akron. On April 6, 2017, Groce was named the 22nd head coach in Akron Basketball history.

On Nov. 11, 2017, Groce and the Zips accomplished something that has only been done 10 times in Akron's history, debuting a coaching career with a win. Akron defeated Cleveland State 67-57 in Groce's Akron coaching debut to become the first coach since the 1984-85 season to win their initial game.

In fact, the last coach to start his Akron career with a win was Bob Huggins during the 1984-85 season against Western Illinois, 64-57. Prior to Huggins, six coaches were unsuccessful in accomplishing that feat since Thomas Dowler did so in 1939-40 against Franklin, 34-25.

CASTANEDA NAMED MAC PLAYER OF THE WEEK

Senior guard Xavier Castaneda was named Mid-American Conference Player of the Week after leading Akron to a pair of wins and sole possession of first place in the regular season MAC standings as the Zips defeated Buffalo on the road (81-64) and rival Kent State at home (67-55), the league announced Monday.

Akron is riding an eight-game winning streak and 12-0 at The JAR as Castaneda averaged 28 points per game on 61.5 percent shooting from the floor (16-of-26), including an impressive 70.6 percent from beyond the 3-point arc (12-of-17) and 80.0 percent from the charity stripe (12-of-15). He added six rebounds, one assist, one steal and one blocked shot. Castaneda scored 56 total points for the week.

He opened the week with 32-points, his third 32-point effort in four games. Castaneda buried 10-of-12 shots from the field, including a 7-of-8 performance from downtown and 5-of-6 from the free throw line. He grabbed three boards with an assist and a block.

In the Wagon Wheel showdown, the Chicago native, registered 24 points to pace the Zips over their rival Kent State. He shot 6-of-14 from the floor and 5-of-9 from long distance. He sank 7-of-9 bonus buckets with three rebounds and a steal.

FREEMAN NAMED MAC PLAYER OF THE WEEK X3

Junior forward Enrique Freeman was named Mid-American Conference Player of the Week three times, most recently this week (Feb. 20) as well as on Jan. 9 and 30. Freeman earned his third award by posting back-to-back double-doubles (14th and 15th) to help guide Akron to pair of wins over Eastern Michigan (78-51) and Buffalo (86-66). He averaged a double-double with 21.5 points and 12.5 rebounds per game. Freeman shot 64.0 percent from the field (16-of-25), scoring 43 total points while grabbing 25 total rebounds, consisting of six offensive boards and 19 defensive caroms. He added five assist, three blocked shots and one steal.

Freeman earned his second award after leading Akron to a pair of home wins over Miami (73-68) and Ohio (83-77) at home. Freeman averaged a double-double with 22.5 points and 11.5 rebounds while shooting 76.0 percent from the floor (19-of-25). He added four assists and a blocked shot while grabbing 16 defensive rebounds and seven offensive boards. Freeman had an incredible performance to lift the Zips over the Bobcats, recording 10th double-double of the season with a career-high 32 points and 15 rebounds. He shot 77.8 percent from the floor (14-of-18) and dished out two assists while grabbing 11 defensive rebounds. Against Miami, Freeman scored 13 points on 5-of-7 shooting from the field and grabbed eight rebounds with two assists.

In the opening week of MAC play, Freeman led the Zips to a 1-1 overall mark by averaging a double-double with 25 points and 14.5 rebounds. Freeman posted his seventh and eighth double-double of the season. He shot 61.3 percent from the field (19-of-31) and 75.0 percent from the free throw line (12-of-16) while adding five steals, three assist and two blocked shots. In the MAC opener, Freeman registered a (then) career-high 27 points and matched a season-best 15 rebounds en route to a 76-51 win over Northern Illinois at the JAR. He shot 55.6 percent from the field (10-of-18) and added a 70.0 percent showing from the charity stripe (7-of-10) and also swiped team-best three steals with two assists. In the second MAC game of the week, a 70-63 setback at Ball State, Freeman led all scorers with 23 points and grabbed a game-high 14 rebounds. He shot 69.2 percent from the field (9-of-13) with an 83.3 performance from the free throw line (5-of-6), while adding two blocks, two steals and one assist.

HOME SWEET HOME

The Zips own a 456-136 (.767) all-time record at Rhodes Arena. In the last 16 seasons, Akron has posted a 252-39 (.864) record at the JAR. Under coach Groce Akron is 76-14 (.825) at home. The Zips are 15-1 at home in 2022-23. Akron went 12-4 at Rhodes Arena in Groce's first year as head coach and followed with a 14-3 effort. The Zips went 15-2 at home in 2019-20 en route to the regular season MAC Championship. During COVID shortened season, Akron posted a 9-1 mark at the JAR (2020-21) and last season the Zips posted a 12-3 record. Groce became the third Akron coach since 1940 to win his first six home games in the first season as head coach. The Zips rattled off seven straight wins at the JAR before falling in the MAC home opener to Buffalo. The Zips set the all-time longest home winning streak record at Rhodes Arena with 30 consecutive wins during the 2015-17 seasons, replacing the 26-game run the Zips made during the 1985-87 seasons under head coach Bob Huggins. The streak ranked No. 2 in the NCAA.

ON THE ROAD

Akron is 5-5 in true road games this season, Falling to Toledo (84-63) before defeating EMU (78-51). The Zips also fell at Ohio (90-81) before winning four straight games after snapping a three-game setback streak at Bowling Green (74-70) and following with wins at Central Michigan (69-51), Western Michigan (63-55) and Buffalo (81-64). Akron Fell to Ball State (70-63), Marshall (68-57) and Bradley (74-55). The Zips are 1-3 in neutral site games this season. Akron finished 8-4 on the road in 2021-22, dropping the season opening game to Ohio State (67-66) as time expired and defeating Wright State by a decisive 18 points (66-48). The Zips second road setback came against Kent State (67-55) in the first installment of the 2021-22 Wagon Wheel series. Zips bounced back with 91-66 win over Bowling Green and a 60-56 win over Central Michigan. The Zips fell at Toledo (84-76). Zips defeated Miami (71-59) and NIU (70-64) in back-to-back road contests but fell to WMU (61-57). Akron defeated Eastern Michigan 67-48, Ohio (91-83) and Ball State (79-60) to end the season.

FREEMAN 2022-23 LOU HENSON NATIONAL PLAYER OF THE YEAR WATCH LIST

Junior Enrique Freeman (Cleveland, Ohio) has been named to the 2022-23 Lou Henson National Player of the Year Watch List, CollegInsider.com announced on Wednesday (Nov. 23). Freeman is one of 50 players on the watch list and one of four from the Mid-American Conference to be considered for the 2022-23 mid-major national player of the year award. Freeman is joined by Emoni Bates (Eastern Michigan), Sincere Carry (Kent State) and RayJ Dennis (Toledo).



Akron in the MAC Tournament - Year-by-Year

Below is Akron's year-by-year results, including seeds, in the Mid-American Conference Tournament.

1998

No. 6 Kent State 95, No. 3 Akron 88#

1999

No. 5 BGSU 80, No. 4 Akron 74 (OT)#

2000

No. 13 Central Mich. 75, No. 4 Akron 73#

2001

No. 8 Miami (Ohio) 69, No. 9 Akron 56&

2002

No. 11 Akron 90, No. 6 Western Mich. 83^
No. 3 BGSU 60, No. 11 Akron 58

2003

No. 11 Ohio 79, No. 6 Akron 77#

2004

No. 6 Ball State 76, No. 11 Akron 72@

2005

No. 6 Akron 78, No. 11 Eastern Mich. 66#
No. 3 Western Mich. 66, No. 6 Akron 60 (ot)

2006

No. 3 Akron 72, No. 6 Western Mich. 57
No. 7 Toledo 77, No. 3 Akron 69

2007

No. 2 Akron 82, No. 7 Central Mich. 53
No. 2 Akron 61, No. 3 Kent State 54
No. 4 Miami (Ohio) 53, No. 2 Akron 52

2008

No. 3 Akron 81, No. 6 Central Mich. 60
No. 3 Akron 73, No. 2 Western Mich. 62
No. 1 Kent State 74, No. 3 Akron 55

2009

No. 5 Akron 93, No. 12 Toledo 92 (OT)
No. 5 Akron 73, No. 4 Miami (Ohio) 63
No. 5 Akron 63, No. 1 BGSU 55
No. 5 Akron 65*, No. 3 Buffalo 53

2010

No. 3 Akron 97, No. 6 Eastern Mich. 89 (2ot)
No. 3 Akron 66, No. 7 Western Mich. 64
No. 9 Ohio 81, No. 3 Akron 75 (OT)

2011

No. 6 Akron 67, No. 11 Eastern Mich. 53#
No. 6 Akron 82, No. 3 Miami (Ohio) 75 (2OT)
No. 6 Akron 79, No. 2 Western Mich. 68
No. 6 Akron 66*, No. 1 Kent State 65 (OT)

2012

No. 1 Akron 78, No. 4 Kent State 74
No. 3 Ohio 64, No. 1 Akron 63

2013

No. 1 Akron 62, No. 4 Kent State 59
No. 1 Akron 65*, No. 2 Ohio 46

2014

No. 4 Akron 83, No. 5 Ohio 77
No. 1 Western Mich. 64, No. 4 Akron 60 (ot)

2015

No. 7 Akron 76, No. 10 Northern Illinois 52#
No. 7 Akron 58, No. 6 Western Michigan 45
No. 7 Akron 53, No. 3 Kent State 51
No. 7 Akron 59, No. 2 Buffalo 68

2016

No. 1 Akron 83, No. 8 Eastern Michigan 65
No. 1 Akron 80, No. 12 Bowling Green 66
No. 3 Buffalo 64, No. 1 Akron 61

2017

No. 1 Akron 79, No. 8 Eastern Michigan 62
No. 1 Akron 74, No. 4 Ball State 70
No. 6 Kent State 66, No. 1 Akron 56

2018

No. 11 Akron 79, No. 6 Western Michigan 78
No. 3 Eastern Michigan 67, No. 11 Akron 58

2019

No. 8 Akron 80, No. 9 Miami 51#
No. 1 Buffalo 82, No. 8 Akron 46

2020

No. 1 Akron (Canceled COVID-19)

2021

No. 3 Akron 74, No. 6 Bowling Green 67
No. 3 Akron 74, No. 2 Buffalo 81

2022

No. 4 Akron 70, No. 5 Buffalo 68
No. 4 Akron 70, No. 1 Toledo 62
No. 4 Akron 75*, No. 2 Kent State 55

2023

No. 3 Akron 101, No. 6 Buffalo 77

*-MAC Champion | #-Played in Akron, Ohio
@-Played in Muncie, Ind.
^-Played in Kalamazoo, Mich.
&-Played in Oxford, Ohio

All-Tournament Team

2007 - Romeo Travis, Jeremiah Wood

2008 - Jeremiah Wood

2009 - Nate Linhart, Brett McKnight,
Steve McNees

2010 - Jimmy Conyers, Chris McKnight

2011 - Zeke Marshall, Brett McKnight

2012 - Alex Abreu

2013 - Zeke Marshall,
Demetrius "Tree" Treadwell

2016 - Isaiah Johnson

2017 - Isaiah Johnson

Antino Jackson

2022 - Enrique Freeman, Ali Ali, Xavier
Castaneda

Tournament MVPs

2009 - Nate Linhart

2011 - Zeke Marshall

2013 - Demetrius "Tree" Treadwell

2022 - Enrique Freeman

Record by Seed

No. 1:	7-3
No. 2:	2-1
No. 3:	7-5
No. 4:	5-3
No. 5:	4-0
No. 6:	5-2
No. 7:	3-1
No. 8:	1-1
No. 9:	0-1
No. 10:	0-0
No. 11:	1-3
No. 12:	0-0

Record by Round

Opening:	7-6
Second:	1-0
Quarterfinals:	13-4
Semifinals:	10-4
Championship:	4-6

Record by Opponent

Ball State:	1-1
Bowling Green:	3-2
Buffalo:	3-5
Central Michigan:	2-1
Eastern Michigan:	5-1
Kent State:	6-3
Miami (Ohio):	3-2
Northern Illinois:	1-0
Ohio:	2-3
Toledo:	2-1
Western Michigan:	7-2
Overall:	34-20

Record by Location

Akron, Ohio:	4-4
Cleveland, Ohio:	29-14
Kalamazoo, Mich.:	2-0
Muncie, Ind.:	0-1
Oxford, Ohio:	0-1

Record by Regulation/Overtime

Regulation:	31-16
Overtime:	2-4
Double Overtime:	2-0
Overall:	35-20

Record by Head Coach

John Groce:	7-3
Keith Dambrot:	27-10
Dan Hipsher:	1-7



TOURNAMENT RECORDS – TEAM

Points - High

UA 101 vs. Buffalo, 3/9/23
Opp. 95 Kent State, 2/28/98

Points - Low

UA 46 vs. Buffalo, 3/14/19
Opp. 45 vs. WMU, 3/11/15

Field Goals Made

UA 31 vs. Eastern Michigan, 3/11/10
Opp. 33 Kent State, 2/28/98

Field Goal Percentage

UA 61.9 vs. Western Mich. (26-42), 3/4/02
Opp. 62.3 Kent State (33-53), 2/28/98

3-Pointers Made

UA 14 vs. Northern Ill. (14-30), 3/9/15
Opp. 10 2x Last: Buffalo (10-28) 7/12/16

3-Point Percentage (Min. 5 Made)

UA 75.0 vs. Ohio (9-12), 3/10/12
Opp. 50.0 2x - last: Miami (Ohio) (5-10), 3/5/01

Free Throws Made

UA 33 vs. Western Mich., 3/4/02
Opp. 36 Toledo, 3/10/09

Free Throws Attempted

UA 40 2x - last: vs. Toledo, 3/10/09
Opp. 48 Toledo, 3/10/09

Free Throw Percentage (Min. 10 Made)

UA 82.5 vs. Western Mich. (33-40), 3/4/02
Opp. 94.1 Miami (Ohio) (16-17), 3/5/01

Rebounds

UA 51 vs. Miami (Ohio), 3/10/11
Opp. 55 Western Michigan, 3/10/05

Personal Fouls

UA 34 vs. Toledo, 3/10/09
Opp. 30 Eastern Michigan, 3/11/10

Assists

UA 21 vs. Eastern Mich., 3/7/05
Opp. 15 Kent State, 3/9/12

Blocked Shots

UA 15 vs. Kent State, 3/12/11
Opp. 8 2x - last: Kent State, 3/12/11

Steals

UA 13 2x - last: vs. Toledo, 3/10/09
Opp. 13 Toledo, 3/10/09

Fewest Turnovers

UA 3 vs. Kent State, 3/12/15
Opp. 5 Miami (Ohio), 3/10/07

Most Turnovers

UA 19 vs. Toledo, 3/10/09
Opp. 24 Toledo, 3/10/09

TOURNAMENT RECORDS – IND.

Points

UA 31 3x - last: Xavier Castaneda vs. Buffalo, 3/9/23
Opp. 42 Carlos Medlock, Eastern Mich., 3/11/10

Field Goals Made

UA 10 3x - last: Loren Cristian Jackson vs. Bowling Green 3/11/21
Opp. 13 Carlos Medlock, Eastern Mich., 3/11/10

Field Goal Percentage (Min. 5 Made)

UA 1.000 Quincy Diggs (6-6), vs. Western Mich., 3/11/11
Opp. 1.000 John Whorton (12-12), Kent State, 2/28/98

3-Pointers Made

UA 6 Daniel Utomi, 3/5/18
Opp. 5 Nate Miller, Bowling Green, 3/13/09

3-Point Percentage (Min. 5 Attempts)

UA 80.0 Deji Ibitayo (4-5), vs. WMU, 3/14/14
Opp. 80.0 Randal Holt (4-5), Kent State, 3/12/11

Free Throws Made

UA 12 Rashon Brown, vs. Bowling Green, 3/7/02
Opp. 11 3x - last: Carlos Medlock, Eastern Mich., 3/11/10

Free Throws Attempts

UA 15 Chris McKnight, vs. Toledo, 3/10/09
Opp. 19 Julian Mavunga, Miami (Ohio), 3/10/11

Free Throw Percentage (Min. 5 Made)

UA 1.000 Romeo Travis (8-8), vs. Kent State, 3/9/07
Opp. 1.000 David Kool (10-10), Western Mich., 3/12/10

Rebounds

UA 16 Isaiah Johnson, vs. Eastern Michigan, 3/10/16
Opp. 18 Julian Mavunga, Miami (Ohio), 3/10/11

Assists

UA 7 2x - last: Alex Abreu, vs. Ohio, 3/10/12
Virshon Cotton, WMU, 3/5/18
Opp. 10 Ed Norvell, Kent State, 2/28/98

Blocked Shots

UA 9* Zeke Marshall, vs. Kent State, 3/12/11
Opp. 4 Jon Smith, Ohio, 3/10/12

Steals

UA 5 3x - last: Noah Robotham vs. Buffalo, 3/12/16
Opp. 5 Jonathan Amos, Toledo, 3/10/09

Turnovers

UA 6 2x - last: Nick Harney, vs. Ohio 3/16/12
Opp. 8 Tyrone Kent, Toledo, 3/10/09

Minutes

UA 45 Jimmal Ball, vs. Bowling Green, 2/27/99
Opp. 50 Julian Mavunga, Miami (Ohio), 3/10/11

MISCELLANEOUS

First MAC Tournament Appearance:
Feb. 28, 1998, vs. Kent State (L, 88-95)

First MAC Tournament Win:
March 4, 2002, vs. Western Mich. (90-83)

First MAC Quarterfinals Appearance:
March 7, 2002, vs. Bowling Green (L, 58-60)

First MAC Quarterfinals Win:
March 9, 2006, vs. Western Mich. (72-57)

First MAC Semifinals Appearance:
March 10, 2006, vs. Toledo (L, 69-77)

First MAC Semifinals Win:
March 9, 2007, vs. Kent State (61-54)

First MAC Finals Appearance:
March 10, 2007, vs. Miami (Ohio) (L, 52-53)

First MAC Finals Win:
March 14, 2009, vs. Buffalo (65-53)

Most Wins in a MAC Tournament:
4 - 2x: March 10-14, 2009; March 8-12, 2011

Most Overtime Games, One Tournament:
2 - 2x: March 11 and 13, 2010;
March 10 and 12, 2011

Most-Consecutive Quarterfinals Appearances:
7[^] - 2005-11
7 - 2014-2020

Most-Consecutive Semifinals Appearances:
13 - 2006-2016

Most-Consecutive Finals Appearances:
7* - 2005-13

* - MAC Tournament Record

[^] - Received bye straight to Semifinals in 2012 and 2013

Bold - Indicates 2021 MAC Tournament



MAC STANDINGS

TEAM	MAC	OVERALL	STREAK
Toledo	16-2	26-6	W16
Kent State	15-3	26-6	W4
Akron	13-5	22-10	W1
Ball State	11-7	20-12	L4
Ohio	10-8	19-13	W1
Buffalo	9-9	15-17	L1
Northern Illinois	9-9	13-19	L1
Miami	6-12	12-20	L2
Bowling Green	5-13	11-20	L1
Central Michigan	5-13	10-21	L5
Eastern Michigan	5-13	8-23	L2
Western Michigan	4-14	8-23	W1

MAC TEAM STATISTICS

	Rank	Stat/G
Scoring Offense	7th	73.8
Scoring Defense	2nd	66.2
Scoring Margin	3rd	+7.6
Free Throw %	5th	.731
Field Goal %	10th	.439
Opp. FG %	2nd	.432
3-point %	4th	.351
Opp. 3-point FG %	7th	.345
3-pointers Made	1st	9.0
Total Rebounds	5th	35.6
Opp Rebounds	3rd	32.6
Offensive Rebounds	8th	10.3
Defensive Rebounds	5th	25.3
Rebound Margin	3rd	3.0
Turnover Margin	3rd	1.58
Assist/Turnover Ratio	2nd	1.22
Assists	5th	13.39
Blocked Shots	8th	2.55
Steals	9th	6.16

MAC INDIVIDUAL STATISTICS

	Player	Rank	Stat/G
Scoring	Castaneda	1st	21.4
	Freeman	9th	16.5
Rebounding	Freeman	1st	11.1
	Freeman	2nd	.60.9
Field Goal %	Castaneda	4th	.852
Free Throw %	Castaneda	14th	.392
	Hankerson	19th	.375
3-Pointers Made	Castaneda	1st	3.5/102
	Hankerson	8th	2.2/69
Assists	Castaneda	15th	2.9/83
	Tribble	23rd	2.3/68
	Hankerson	25th	2.2/65
Assist/TO Ratio	-	-	-
Blocks	Freeman	3rd	1.1/35
Steals	-	-	-
Minutes	Castaneda	11th	33.3
	Hankerson	12th	32.8
	Freeman	19th	30.6

USA TODAY COACHES POLL

RK	SCHOOL	REC	PTS	PR
1	HOUSTON	29-2	771	1
2	UCLA	27-4	740	4
3	PURDUE	26-5	673	5
4	KANSAS	25-6	666	3
5	ALABAMA	26-5	657	2
6	MARQUETTE	25-6	636	6
7	TEXAS	23-8	571	7
8	GONZAGA	26-5	515	10
9	ARIZONA	25-6	494	9
10	BAYLOR	22-9	440	8
11	VIRGINIA	23-6	419	12
12	KANSAS STATE	23-8	409	11
13	MIAMI-FLORIDA	24-6	381	15
14	CONNECTICUT	24-7	367	18
15	XAVIER	23-8	338	17
16	SAINT MARY'S	25-6	336	16
17	INDIANA	21-10	280	13
18	TEXAS A&M	23-8	251	21
19	TENNESSEE	22-9	249	14
20	SAN DIEGO ST.	24-6	205	19
21	DUKE	23-8	119	NR
22	CREIGHTON	20-11	118	23
23	TEXAS CHRISTIAN	20-11	111	22
24	KENTUCKY	21-10	97	NR
25	NORTHWESTERN	21-10	31	NR

ASSOCIATED PRESS (AP) POLL

RK	SCHOOL	REC	PTS	PR
1	HOUSTON (58)	29-2	1,522	1
2	UCLA (3)	27-4	1,452	4
3	KANSAS	25-6	1,368	3
4	ALABAMA	26-5	1,343	2
5	PURDUE	26-5	1,274	5
6	MARQUETTE	25-6	1,218	6
7	TEXAS	23-8	1,100	9
8	ARIZONA	25-6	1,042	8
9	GONZAGA	26-5	1,031	10
10	BAYLOR	22-9	961	7
11	UCONN	24-7	847	14
12	KANSAS STATE	23-8	838	11
13	VIRGINIA	23-6	791	13
14	MIAMI (FLA.)	24-6	761	16
15	XAVIER	23-8	641	19
16	SAINT MARY'S	25-6	587	17
17	TENNESSEE	22-9	573	12
18	TEXAS A&M	23-8	507	24
19	INDIANA	21-10	481	15
20	SAN DIEGO STATE	24-6	370	18
21	DUKE	23-8	293	NR
22	TCU	20-11	193	22
23	KENTUCKY	21-10	138	23
24	CREIGHTON	20-11	133	NR
25	MISSOURI	23-8	66	NR

MID-MAJOR TOP 25 (FEB. 13)

RK	SCHOOL	REC	PTS	PR
1	GONZAGA (30)	26-5	774	1
2	SAINT MARY'S (1)	25-6	745	2
3	ORAL ROBERTS	28-4	707	3
4	CHARLESTON	29-3	680	4
5	TOLEDO	25-6	633	5
6	DRAKE	27-7	599	7
7	HOFSTRA	24-8	571	6
8	KENT STATE	25-6	543	8
9	FURMAN	26-7	494	10
10	LOUISIANA	25-7	460	12
11	UTAH VALLEY	24-7	427	15
12	SOUTHERN MISS	25-7	408	9
13	BRADLEY	25-9	380	11
14	SAM HOUSTON	24-6	346	17
15	KENNESAW STATE	26-8	313	21
16	LIBERTY	26-8	294	13
17	IONA	24-7	250	19
18	MARSHALL	24-8	232	14
19	UC SANTA BARBARA	24-7	220	20
20	YALE	20-7	167	NR
21	UNC ASHEVILLE	27-7	148	24
22	SANTA CLARA	23-9	143	16
23	COLGATE	25-8	91	23
24	UC IRVINE	22-10	64	NR
25	MONTANA STATE	23-9	62	NR

NCAA MEN'S BASKETBALL NET RANKINGS

RK	SCHOOL	REC	PR
1	HOUSTON	29-2	1
2	ALABAMA	26-5	2
3	TENNESSEE	22-9	3
4	UCLA	27-4	4
5	PURDUE	26-5	5
6	GONZAGA	27-5	9
7	UCONN	24-7	6
8	KANSAS	25-6	7
9	TEXAS	23-8	10
10	SAINT MARY'S (CA)	25-7	8
11	ARIZONA	25-6	11
12	BAYLOR	22-9	12
13	MARQUETTE	25-6	13
14	CREIGHTON	20-11	14
15	FLA. ATLANTIC	26-3	15
16	SAN DIEGO ST.	23-6	16
17	KANSAS ST.	23-8	17
18	ARKANSAS	19-12	18
19	KENTUCKY	21-10	20
20	IOWA ST.	18-12	19
21	UTAH ST.	23-7	21
22	XAVIER	23-8	22
23	TEXAS A&M	23-8	23
24	DUKE	23-8	25
25	WEST VIRGINIA	18-13	24
101	AKRON	22-10	105
66	KENT STATE	26-6	66



Ken Pomeroy NCAA Rankings

Scouting Report ?

Data through games of Wednesday, March 8

Conference only

Category	Offense	Defense	D-I Avg
Adj. Efficiency	109.5 101	103.6 135	105.3
Adj. Tempo	65.1 303		67.4
Avg. Poss. Length	18.2 255	17.8 217	17.6
Four Factors			
Effective FG%	51.2 152	50.2 155	50.5
Turnover %	16.3 56	18.1 171	18.3
Off. Reb. %	30.0 133	26.0 67	28.5
FTA/FGA	33.8 98	27.1 65	31.6
Miscellaneous Components			
3P%	34.5 158	35.5 271	34.1
2P%	50.8 160	48.4 94	50.2
FT%	74.7 67	74.4 305	71.6
Block%	9.8 269	6.9 284	8.8
Steal%	8.2 69	8.8 207	9.3
Non-Stl TO%	8.1 86	9.4 130	9.0
Style Components			
3PA/FGA	44.1 35	35.2 116	37.4
A/FGM	51.7 150	48.0 107	50.9
Point Distribution (% of total points)			
3-Pointers	35.7 52	31.2 163	30.9
2-Pointers	44.5 334	52.1 130	50.8
Free Throws	19.8 89	16.7 257	18.3
Strength of Schedule			
Components	105.5 153	107.4 259	105.3
Overall	-1.93	205	0.00
Non-conference	-0.25	181	0.00
Personnel			
Bench Minutes	26.4% 283		30.6%
D-1 Experience	2.73 yrs 38		1.91
Minutes Continuity	48.1% 135		41.5%
Average Height	75.0" 360		77.1"
2-Foul Participation	31.9% 74		22.4%

Ken Pomeroy MAC Rankings

Scouting Report ?

Data through games of Wednesday, March 8

Conference only

Category	Offense	Defense	D-I Avg
Efficiency	114.8 2	102.6 2	105.3
Tempo	66.6 12		67.4
Avg. Poss. Length	18.0 10	18.1 12	17.6
Four Factors			
Effective FG%	53.5 3	50.6 4	50.5
Turnover %	15.2 2	18.0 3	18.3
Off. Reb. %	29.6 7	26.2 2	28.5
FTA/FGA	35.1 6	31.4 2	31.6
Miscellaneous Components			
3P%	35.7 6	34.1 5	34.1
2P%	53.5 5	50.2 3	50.2
FT%	77.1 3	75.9 12	71.6
Block%	8.1 12	7.8 6	8.8
Steal%	7.4 3	8.3 9	9.3
Non-Stl TO%	7.9 3	9.8 2	9.0
Style Components			
3PA/FGA	44.7 1	37.5 6	37.4
A/FGM	51.4 3	45.2 3	50.9
Point Distribution (% of total points)			
3-Pointers	35.7 1	30.8 6	30.9
2-Pointers	44.1 12	50.2 9	50.8
Free Throws	20.2 5	19.0 8	18.3
Strength of Schedule			
Components	105.5 153	107.4 259	105.3
Overall	-1.93	205	0.00
Non-conference	-0.25	181	0.00
Personnel			
Bench Minutes	26.4% 283		30.6%
D-1 Experience	2.73 yrs 38		1.91
Minutes Continuity	48.1% 135		41.5%
Average Height	75.0" 360		77.1"
2-Foul Participation	31.9% 74		22.4%

WHAT IS A ZIP?

- One of the unique nicknames in collegiate athletics belongs to The University of Akron.
- Originally Zippers, athletic director Kenneth "Red" Cochrane officially shortened the nickname to the Zips in 1950. Twenty-five years earlier a campus-wide contest had been conducted to choose a nickname for the University's athletics teams.
- Suggestions submitted by students, faculty, and alumni included GoldenBlue Devils, Tip Toppers, Rubbernecks, Hillbillies, Kangaroos, and Cheveliers.
- The winner, freshman Margaret Hamlin, received a prize of \$10 for Zippers, a \$6 pair of rubber overshoes and a brand name of the BF Goodrich Company.
- The evolution of Zippy, UA's mascot, began 40 years ago when the student council decided the University needed a mascot.
- "Zippy" the kangaroo was officially declared the school's mascot on May 1, 1953. The first known printed reference to the mascot as "Zippy" was a 1965 Zip football press brochure. The Buchtelite's first use of the name "Zippy" came Sept. 24, 1965, in an identification of a photo of the cheerleaders listing "Mascot - 'Zippy' - Charles Huettner."
- In 2007, Zippy was named the Capital One National Mascot of the Year.

REGULAR SEASON TOURNAMENTS

Akron is 68-46 all-time and 47-39 in the Division I era (since 1980) in regular season tournaments and 8-11 over the last six years under Groce. Akron posted a 1-2 record at the 2022 Cayman Islands Classic, defeating Western Kentucky and advancing to the semifinals before falling to LSU and finishing fourth overall after falling to Nevada. The Zips registered a 1-2 record in the 2021 Gulf Coast Showcase, 3-1 record in the Global Sports Shootout and 1-1 mark in the DC Holiday Hoops Fest. In 2018-19, the Zips went 2-2 at the Cayman Island Classic, and in Groce's first season, Akron posted an 0-3 mark at the 2018 Diamond Head Classic. Akron has posted multiple wins in 13 of the last 16 in-season tournaments, including three championships. The Zips won two tournaments in 2016-17, the Savannah Invitational (4-0) and Don Haskins Sun Bowl Invitational (2-0). In 2015-16, Akron went 2-0 at the Las Vegas Holiday Hoops Classic to claim the title. In 2014-15, Akron posted a 2-1 record in the Gildan Charleston Classic following the previous tournament runs at the Puerto Rico Tip-Off (2012, 2-1), 2K Sports Classic (2011, 2-2), the Las Vegas Holiday Hoops Classic (2010, 3-1), the Glenn Wilkes Classic (2009, 2-2), the Legends Classic (2008, 2-2), the Top of the World Classic (2007, 2-1) and the San Juan Shootout (2005, 2-1).

BEST START TO A SEASON


The 2015-16 Akron Zips started the season with a 3-0 winning streak. The three consecutive wins to open the season marks the best start in the Division I era of Akron men's basketball history. In addition, the 13-2 start was the best opening to a season in Akron basketball's Division I era, while the Zips win over the Arkansas Razorbacks marked the fifth consecutive season the Zips posted a win over a Power Five Conference opponent.

STARTING THE SEASON OFF RIGHT

The Zips are 75-47 (.610) all-time in season openers with a 61-12 (.829) home record and 14-35 (.285) on the road. Since the 2004-05, UA is 13-6 (.667) when opening the season, standing 10-1 (.875) at home, 3-5 (.429) on the road and 4-1 (.800) under head coach John Groce.


Akron owns a 100-21 (.822) home-opening record and 36-4 (.897) at Rhodes Arena. The Zips have been winners in the last 20-of-21 home opening games. Akron is 19-8 in MAC openers, 11-1 at home since joining the league in 1992. Over the last 16 seasons, the Zips are 13-3 in MAC openers and 7-1 at home. Akron has won the last 8-of-9 MAC openers.

Akron is 22-8 in MAC openers since joining the league in 1992. Over the last 16 seasons, the Zips are 13-3 in MAC openers. Akron has won the last 13-of-14 MAC openers, including a 4-1 mark under head coach John Groce. The Zips fell in Groce's initial MAC opener, but have won four straight leading into the 2022-23 opener.



0

AMANI LYLES
Freshman • F
Columbus, Ohio



1

GARVIN CLARKE
Sophomore • G
Nassau, Bahamas




2

GREG TRIBBLE
Junior • G
Cincinnati, Ohio



3

KOBE MITCHELL
Freshman • G
Cadiz, Ohio



4

TRENDON HANKERSON
Graduate • G
Novi, Mich.



5

TAVARI JOHNSON
Freshman • G
LaGrange Park, Ill.



10

RYAN PRATHER JR.
Freshman • G
Clarksburg, Md.



11

SAMMY HUNTER
Junior • C
Senegal, Africa



12

PAT MAYFIELD
Freshman • G
Elgin, Ill.



13

XAVIER CASTANEDA
Senior • G
Chicago, Ill.



20

EVAN WILSON
Sophomore • G
Noblesville, Ind.



22

MIKAL DAWSON
Junior • G
Huntington, W.Va.




23

PRINCE MOSENGO
Freshman • F
DR Congo, Africa



25

ENRIQUE FREEMAN
Junior • F
Cleveland, Ohio



34

NATE JOHNSON
Freshman • G
Liberty Township, Ohio



JOHN GROCE
Head Coach



DUSTIN FORD
Associate Head Coach



ROB FULFORD
Assistant Coach



ROBBY PRIDDEN
Assistant Coach



JON EKEY
Director of Basketball Operations



NUMERICAL ROSTER

No.	Name	Pos.	Ht.	Wt.	Yr.	Hometown (High School Previous School)
0	Amani Lyles	F	6-7	226	Fr.	Columbus, Ohio Beechcroft
1	Garvin Clarke	G	6-0	184	So.	Nassau, Bahamas Euclid Cleveland Heights
2	Greg Tribble	G	6-1	195	Jr.	Cincinnati, Ohio Winton Woods Huntington Prep
3	Kobe Mitchell	G	6-2	190	Fr.	Cadiz, OH Harrison Central
4	Trendon Hankerson	G	6-2	185	Gr.	Novi, Mich Novi Northern Illinois
5	Tavari Johnson	G	5-11	155	Fr.	LaGrange Park, Ill. Lyons
10	Ryan Prather Jr.	G	6-5	205	Fr.	Clarksburg, Md. Clarksburg
11	Sammy Hunter	F	6-9	225	Jr.	Nassau, Bahamas British Columbia Christian Prep Ole Miss
12	Pat Mayfield	G	6-5	185	Fr.	Elgin, Ill. Burlington Central
13	Xavier Castaneda	G	6-1	188	Sr.	Chicago, Ill. Whitney Young South Florida
20	Evan Wilson	G	6-2	200	So.	Noblesville, Ind. Noblesville
22	Mikal Dawson	W	6-5	222	Jr.	Huntington, W.Va. Huntington Prep
23	Prince Mosengo	F	6-8	205	Fr.	DR Congo, Africa Victory Rock Prep Keystone Academy
25	Enrique Freeman	F	6-7	206	Jr.	Cleveland, Ohio St. Martin De Porres High School
34	Nate Johnson	G	6-3	204	Fr.	Liberty Township, Ohio Lakota East

G - Guard, W - Wing, F - Frontcourt

ALPHABETICAL ROSTER

No.	Name	Pos.	Ht.	Wt.	Yr.	Hometown (High School Previous School)
13	Xavier Castaneda	G	6-1	188	Sr.	Chicago, Ill. Whitney Young South Florida
1	Garvin Clarke	G	6-0	184	So.	Nassau, Bahamas Euclid Cleveland Heights
22	Mikal Dawson	W	6-5	222	Jr.	Huntington, W.Va. Huntington Prep
25	Enrique Freeman	F	6-7	206	Jr.	Cleveland, Ohio St. Martin De Porres High School
4	Trendon Hankerson	G	6-2	185	Gr.	Novi, Mich Novi Northern Illinois
11	Sammy Hunter	F	6-9	225	Jr.	Nassau, Bahamas British Columbia Christian Prep Ole Miss
5	Tavari Johnson	G	5-11	155	Fr.	LaGrange Park, Ill. Lyons
34	Nate Johnson	G	6-3	204	Fr.	Liberty Township, Ohio Lakota East
0	Amani Lyles	F	6-7	226	Fr.	Columbus, Ohio Beechcroft
12	Pat Mayfield	G	6-5	185	Fr.	Elgin, Ill. Burlington Central
3	Kobe Mitchell	G	6-2	190	Fr.	Cadiz, OH Harrison Central
23	Prince Mosengo	F	6-8	205	Fr.	DR Congo, Africa Victory Rock Prep Keystone Academy
10	Ryan Prather Jr.	G	6-5	205	Fr.	Clarksburg, Md. Clarksburg
2	Greg Tribble	G	6-1	195	Jr.	Cincinnati, Ohio Winton Woods Huntington Prep
20	Evan Wilson	G	6-2	200	So.	Noblesville, Ind. Noblesville

G - Guard, W - Wing, F - Frontcourt

Head Coach: **John Groce** (Taylor 1994) - 15th season - 6th season at Akron

Associate Head Coach: Dustin Ford (Ohio 2001), Assistant Coaches: Rob Fulford (Marshall 1997), Robby Pridgen (Roanoke 2003)

Director of Basketball Operations: Jon Ekey (Illinois State 2013), Assistant Operations: Blaine Calhoun (Cincinnati 2019)


Graduate Assistants: Devan Morrow (Ohio State 2020), Peter Farkas (SUNY Brockport 2022),

PRONUNCIATION GUIDE

- 13 Xavier Castaneda (**Cast-a-Nay-duh**)
- 22 Mikal (**Michael**) Dawson



O · AMANI LYLES · FR · F · COLUMBUS, OHIO



SEASON STATS

Opponent	Date	GS	MIN	Total		3-Pointers		Free throws		Rebounds				PF	A	TO	BLK	STL	PTS	AVG
				FG-FGA	PCT	3FG-3FGA	PCT	FT-FTA	PCT	OFF	DEF	TOT	AVG							
South Dakota St.	11/07/2022		03:54	0-1	.000	0-0	.000	0-0	.000	0	0	0	0.0	2	0	0	1	0	0	0.0
vs Mississippi St.	11/11/2022		04:10	0-0	.000	0-0	.000	0-0	.000	0	0	0	0.0	0	0	1	0	0	0	0.0
Morgan St.	11/15/2022		04:26	1-2	.500	0-0	.000	0-1	.000	3	0	3	1.0	0	0	0	0	0	2	0.7
vs Western Ky.	11/21/2022		02:08	0-0	.000	0-0	.000	0-0	.000	0	0	0	0.8	1	0	0	0	0	0	0.5
vs LSU	11/22/2022		02:34	1-2	.500	0-0	.000	0-0	.000	0	0	0	0.6	0	0	0	0	0	2	0.8
vs Nevada	11/23/2022		00:40	0-0	.000	0-0	.000	0-0	.000	0	0	0	0.5	0	0	0	0	0	0	0.7
at Marshall	11/30/2022		02:00	0-1	.000	0-0	.000	0-0	.000	0	1	1	0.6	1	0	0	0	1	0	0.6
Muskingum	12/04/2022		13:27	1-2	.500	0-0	.000	3-8	.375	6	3	9	1.6	1	1	1	1	0	5	1.1
Wright St.	12/14/2022		02:24	0-0	.000	0-0	.000	0-0	.000	1	0	1	1.6	2	0	1	0	0	0	1.0
Maine	12/19/2022		08:57	3-5	.600	0-0	.000	3-3	1.000	2	0	2	1.6	2	0	1	1	2	9	1.8
at Bradley	12/22/2022		09:54	1-2	.500	0-0	.000	0-0	.000	0	1	1	1.5	3	1	1	1	1	2	1.8
Concord	12/30/2022		06:36	0-0	.000	0-0	.000	0-0	.000	0	0	0	1.4	1	0	1	0	0	0	1.7
NIU	01/03/2023		07:39	1-1	1.000	0-0	.000	1-1	1.000	0	1	1	1.4	3	0	1	0	1	3	1.8
at Ball St.	01/06/2023		05:06	0-1	.000	0-0	.000	2-2	1.000	0	0	0	1.3	4	0	1	1	2	2	1.8
at Bowling Green	01/10/2023		01:21	0-1	.000	0-0	.000	0-0	.000	1	0	1	1.3	0	0	0	0	0	0	1.7
Eastern Mich.	01/13/2023		08:42	4-8	.500	0-1	.000	2-2	1.000	1	0	1	1.3	5	1	0	0	0	10	2.2
at Central Mich.	01/17/2023		09:47	3-4	.750	0-0	.000	1-1	1.000	1	2	3	1.4	2	0	0	1	0	7	2.5
at Western Mich.	01/21/2023		03:20	0-0	.000	0-0	.000	0-0	.000	0	0	0	1.3	0	0	0	0	0	0	2.3
Miami (OH)	01/24/2023		03:35	0-0	.000	0-0	.000	2-2	1.000	0	0	0	1.2	0	0	0	1	1	2	2.3
at Buffalo	01/31/2023		01:44	0-1	.000	0-0	.000	0-0	.000	0	0	0	1.2	1	0	0	0	0	0	2.2
Toledo	02/07/2023		04:43	1-2	.500	0-0	.000	0-0	.000	0	0	0	1.1	1	0	0	0	0	2	2.2
at Ohio	02/10/2023		02:38	0-0	.000	0-0	.000	0-0	.000	0	0	0	1.0	1	0	0	0	0	0	2.1
at Eastern Mich.	02/14/2023		03:01	0-0	.000	0-0	.000	0-1	.000	0	0	0	1.0	1	1	0	0	0	0	2.0
Buffalo	02/18/2023		02:24	0-0	.000	0-0	.000	0-0	.000	0	0	0	1.0	1	0	0	0	0	0	1.9
at Toledo	02/21/2023		03:09	1-3	.333	0-0	.000	0-2	.000	1	0	1	1.0	0	0	0	0	0	2	1.9
Western Mich.	02/25/2023		03:55	1-1	1.000	0-0	.000	1-2	.500	0	0	0	0.9	1	0	0	0	0	3	2.0
vs Buffalo	03/09/2023		05:06	2-2	1.000	0-0	.000	2-3	.667	2	0	2	1.0	4	0	0	0	0	6	2.1
Totals		0	127:20	20-39	.513	0-1	.000	17-28	.607	18	8	26	1.0	37	4	8	7	8	57	2.1

Player Averages

Games Played	Minutes/game	Points/game	FG Pct	3FG Pct	FT Pct	Rebounds/game	Assists/game	Turnovers/game	Assist/Turnover ratio	Steals/game	Blocks/game
27	4.7	2.1	51.3	0.0	60.7	1.0	0.1	0.3	0.5	0.3	0.3

CAREER STATS

		Field Goals		3-Point		F-Throws		Rebounds				Scoring								
SEASON	TEAM	GP-GS	MIN/AVG	FG-FGA	FG%	3FG-3FGA	3FG%	FT-FTA	FT%	OFF	DEF	TOT	AVG	PF-FO	A	TO	BLK	STL	PTS	AVG
2022-23	UA	27-0	127/4.7	20-39	.513	0-1	.000	17-28	.607	18	8	26	1.0	37-1	4	8	7	8	57	2.1
TOTAL		27-0	127/4.7	20-39	.513	0-1	.000	17-28	.607	18	8	26	1.0	37-1	4	8	7	8	57	2.1

Single Game Highs

Statistic	Value
Points	10 vs Eastern Mich. 01/13/23
Rebounds	9 vs Muskingum 12/04/22
Assists	1 4 times
Steals	2 vs Maine 12/19/22, at Ball St. 01/06/23
Blocks	1 7 times
FG Made	4 vs Eastern Mich. 01/13/23
FG Attempts	8 vs Eastern Mich. 01/13/23
3FG Attempts	1 vs Eastern Mich. 01/13/23
FT Made	3 vs Muskingum 12/04/22, vs Maine 12/19/22
FT Attempts	8 vs Muskingum 12/04/22



1 • GARVIN CLARKE • SO • G • NASSAU, BAHAMAS



SEASON STATS

Opponent	Date	GS	MIN	Total		3-Pointers		Free throws		Rebounds				PF	A	TO	BLK	STL	PTS	AVG
				FG-FGA	PCT	3FG-3FGA	PCT	FT-FTA	PCT	OFF	DEF	TOT	AVG							
South Dakota St.	11/07/2022		22:21	0-5	.000	0-3	.000	0-0	.000	1	3	4	4.0	2	0	1	1	0	0	0.0
vs Mississippi St.	11/11/2022		22:35	2-5	.400	1-4	.250	3-5	.600	2	1	3	3.5	2	4	2	0	1	8	4.0
Morgan St.	11/15/2022		23:56	1-4	.250	0-2	.000	0-0	.000	2	2	4	3.7	1	0	1	1	0	2	3.3
vs Western Ky.	11/21/2022		14:32	1-3	.333	1-3	.333	1-2	.500	1	1	2	3.3	2	0	2	0	0	4	3.5
vs LSU	11/22/2022		17:04	1-6	.167	0-3	.000	0-0	.000	1	0	1	2.8	1	1	1	0	0	2	3.2
vs Nevada	11/23/2022		07:58	0-1	.000	0-0	.000	0-0	.000	0	2	2	2.7	0	0	0	0	0	0	2.7
at Marshall	11/30/2022		11:23	1-3	.333	0-1	.000	0-0	.000	2	0	2	2.6	1	0	0	0	0	2	2.6
Muskingum	12/04/2022		18:15	1-3	.333	0-1	.000	0-0	.000	0	2	2	2.5	3	3	3	0	3	2	2.5
Eastern Mich.	01/13/2023		08:15	0-0	.000	0-0	.000	0-0	.000	0	1	1	2.3	0	0	1	0	0	0	2.2
at Central Mich.	01/17/2023		06:11	1-3	.333	1-2	.500	0-0	.000	1	0	1	2.2	0	0	0	0	0	3	2.3
Miami (OH)	01/24/2023		02:22	0-1	.000	0-1	.000	0-0	.000	0	0	0	2.0	0	0	0	0	0	0	2.1
Ohio	01/28/2023		06:57	0-1	.000	0-1	.000	0-0	.000	1	1	2	2.0	0	0	0	0	0	0	1.9
at Buffalo	01/31/2023		09:39	0-1	.000	0-1	.000	0-0	.000	0	0	0	1.8	1	2	0	0	2	0	1.8
Kent St.	02/03/2023		18:16	3-6	.500	0-2	.000	2-2	1.000	0	3	3	1.9	1	0	0	0	2	8	2.2
Toledo	02/07/2023		11:57	1-4	.250	1-2	.500	1-2	.500	2	0	2	1.9	1	1	2	0	0	4	2.3
at Ohio	02/10/2023		04:02	0-0	.000	0-0	.000	0-0	.000	0	0	0	1.8	0	1	1	0	0	0	2.2
at Eastern Mich.	02/14/2023		15:56	1-5	.200	0-1	.000	0-0	.000	1	1	2	1.8	2	2	1	0	1	2	2.2
Buffalo	02/18/2023		19:17	1-2	.500	0-0	.000	0-0	.000	4	0	4	1.9	2	2	1	0	1	2	2.2
at Toledo	02/21/2023		15:43	1-4	.250	0-1	.000	0-0	.000	3	0	3	2.0	1	0	2	0	0	2	2.2
Western Mich.	02/25/2023		19:41	1-3	.333	0-1	.000	0-0	.000	1	3	4	2.1	3	2	0	0	0	2	2.2
Ball St.	02/28/2023		17:33	1-3	.333	0-1	.000	0-0	.000	1	3	4	2.2	1	2	1	0	0	2	2.1
at Kent St.	03/03/2023		24:51	1-3	.333	0-0	.000	2-2	1.000	1	1	2	2.2	2	4	2	0	0	4	2.2
vs Buffalo	03/09/2023		17:47	2-5	.400	0-1	.000	0-0	.000	0	1	1	2.1	1	4	4	0	0	4	2.3
Totals		0	336:30	20-71	.282	4-31	.129	9-13	.692	24	25	49	2.1	27	28	25	2	10	53	2.3

Player Averages

Games Played	Minutes/game	Points/game	FG Pct	3FG Pct	FT Pct	Rebounds/game	Assists/game	Turnovers/game	Assist/Turnover ratio	Steals/game	Blocks/game
23	14.6	2.3	28.2	12.9	69.2	2.1	1.2	1.1	1.1	0.4	0.1

CAREER STATS

SEASON	TEAM	GP-GS	MIN/AVG	Field Goals		3-Point		F-Throws		Rebounds				Scoring						
				FG-FGA	FG%	3FG-3FGA	3FG%	FT-FTA	FT%	OFF	DEF	TOT	AVG	PF-FO	A	TO	BLK	STL	PTS	AVG
2020-21	UA	22-0	140/6.4	16-56	.286	4-17	.235	16-22	.727	5	13	18	0.8	11-0	12	4	1	6	52	2.4
2021-22	UA	34-1	489/14.4	35-100	.350	21-62	.339	22-33	.667	19	65	84	2.5	41-0	36	34	1	18	113	3.3
2022-23	UA	23-0	337/14.6	20-71	.282	4-31	.129	9-13	.692	24	25	49	2.1	27-0	28	25	2	10	53	2.3
TOTAL		79-1	966/12.2	71-227	.313	29-110	.264	47-68	.691	48	103	151	1.9	79-0	76	63	4	34	218	2.8

Single Game Highs

Statistic	Value	
Points	12	vs Wheeling 11/18/21
Rebounds	8	at Wright St. 12/15/21
Assists	4	4 times
Steals	3	vs Wheeling 11/18/21, vs Muskingum 12/04/22
Blocks	1	4 times
FG Made	5	vs Wheeling 11/18/21
FG Attempts	9	vs Point Park 11/13/21
3FG Made	3	vs Kent St. 03/12/22
3FG Attempts	5	vs Kent St. 03/12/22
FT Made	4	at Buffalo 03/02/21
FT Attempts	5	vs Mississippi St. 11/11/22



2 • GREG TRIBBLE • JR • G • CINCINNATI, OHIO



SEASON STATS

Opponent	Date	GS	MIN	Total		3-Pointers		Free throws		Rebounds				PF	A	TO	BLK	STL	PTS	AVG
				FG-FGA	PCT	3FG-3FGA	PCT	FT-FTA	PCT	OFF	DEF	TOT	AVG							
South Dakota St.	11/07/2022	*	33:47	2-11	.182	0-2	.000	1-2	.500	1	4	5	5.0	4	1	1	1	1	5	5.0
vs Mississippi St.	11/11/2022	*	32:16	2-7	.286	0-2	.000	1-2	.500	0	2	2	3.5	3	3	0	0	0	5	5.0
Morgan St.	11/15/2022	*	28:58	2-7	.286	0-1	.000	1-2	.500	1	0	1	2.7	2	4	2	1	1	5	5.0
vs Western Ky.	11/21/2022	*	25:04	4-9	.444	1-2	.500	0-0	.000	3	8	11	4.8	3	2	1	0	1	9	6.0
vs LSU	11/22/2022	*	29:44	0-3	.000	0-0	.000	3-4	.750	1	3	4	4.6	5	0	3	0	0	3	5.4
vs Nevada	11/23/2022	*	26:33	3-4	.750	0-1	.000	1-1	1.000	1	1	2	4.2	3	1	4	0	1	7	5.7
at Marshall	11/30/2022	*	19:24	2-4	.500	0-0	.000	1-2	.500	1	1	2	3.9	3	0	0	0	0	5	5.6
Muskingum	12/04/2022	*	16:48	1-3	.333	0-0	.000	0-2	.000	0	0	0	3.4	2	3	1	0	2	2	5.1
Jackson St.	12/11/2022	*	28:19	6-10	.600	0-1	.000	0-0	.000	1	3	4	3.4	2	5	1	0	2	12	5.9
Wright St.	12/14/2022	*	29:37	3-7	.429	0-0	.000	0-0	.000	2	1	3	3.4	1	0	0	0	1	6	5.9
Maine	12/19/2022	*	23:50	2-4	.500	0-0	.000	2-2	1.000	0	1	1	3.2	2	2	2	0	2	6	5.9
at Bradley	12/22/2022	*	26:07	1-4	.250	0-0	.000	0-0	.000	0	3	3	3.2	2	1	1	0	0	2	5.6
Concord	12/30/2022	*	29:39	1-5	.200	0-0	.000	5-7	.714	1	1	2	3.1	0	3	0	0	0	7	5.7
NIU	01/03/2023	*	30:22	5-6	.833	0-0	.000	6-6	1.000	1	1	2	3.0	4	2	2	0	3	16	6.4
at Ball St.	01/06/2023	*	29:43	3-10	.300	0-0	.000	8-10	.800	1	1	2	2.9	4	0	0	0	0	14	6.9
at Bowling Green	01/10/2023	*	30:31	2-8	.250	0-1	.000	0-0	.000	1	2	3	2.9	1	3	1	0	2	4	6.8
Eastern Mich.	01/13/2023	*	27:55	4-4	1.000	0-0	.000	2-4	.500	0	5	5	3.1	0	1	1	0	0	10	6.9
at Central Mich.	01/17/2023	*	32:27	4-9	.444	0-1	.000	2-2	1.000	0	1	1	2.9	1	1	1	0	1	10	7.1
at Western Mich.	01/21/2023	*	36:32	4-7	.571	0-0	.000	1-2	.500	0	2	2	2.9	1	4	0	0	1	9	7.2
Miami (OH)	01/24/2023	*	26:52	0-2	.000	0-0	.000	0-0	.000	2	1	3	2.9	4	4	1	0	0	0	6.9
Ohio	01/28/2023	*	29:21	1-7	.143	0-0	.000	1-1	1.000	0	2	2	2.9	2	2	1	0	0	3	6.7
at Buffalo	01/31/2023	*	31:46	1-7	.143	0-1	.000	2-2	1.000	0	2	2	2.8	2	8	2	1	2	4	6.5
Kent St.	02/03/2023	*	32:28	2-5	.400	0-0	.000	0-0	.000	1	2	3	2.8	4	4	5	0	0	4	6.4
Toledo	02/07/2023	*	32:25	3-4	.750	0-0	.000	0-0	.000	2	3	5	2.9	5	4	1	2	0	6	6.4
at Ohio	02/10/2023	*	34:22	4-9	.444	0-0	.000	1-3	.333	2	0	2	2.9	4	2	1	1	0	9	6.5
at Eastern Mich.	02/14/2023	*	33:34	0-4	.000	0-0	.000	5-6	.833	3	1	4	2.9	1	3	1	0	1	5	6.5
Buffalo	02/18/2023	*	20:50	2-3	.667	0-0	.000	0-0	.000	1	1	2	2.9	3	1	1	0	1	4	6.4
at Toledo	02/21/2023	*	31:20	6-10	.600	0-0	.000	0-0	.000	0	2	2	2.9	1	1	1	0	0	12	6.6
Ball St.	02/28/2023	*	21:19	0-2	.000	0-0	.000	2-2	1.000	1	0	1	2.8	2	2	0	0	0	2	6.4
at Kent St.	03/03/2023	*	30:06	1-2	.500	0-0	.000	4-4	1.000	0	1	1	2.7	5	1	2	1	2	6	6.4
vs Buffalo	03/09/2023	*	28:03	1-5	.200	0-0	.000	2-2	1.000	2	3	5	2.8	2	4	2	0	0	4	6.3

CAREER STATS

SEASON	TEAM	GP-GS	MIN/AVG	FG-FGA	FG%	3FG-3FGA	3FG%	FT-FTA	FT%	OFF	DEF	TOT	AVG	PF-FO	A	TO	BLK	STL	PTS	AVG
2019-20	UA	31-0	507/16.4	34-74	.459	3-11	.273	23-47	.489	7	47	54	1.7	58-0	34	33	3	8	94	3.0
2020-21	UA	21-6	388/18.5	32-78	.410	1-16	.063	24-38	.632	14	26	40	1.9	32-2	26	22	2	9	89	4.2
2021-22	UA	33-26	850/25.7	79-177	.446	6-27	.222	75-107	.701	13	78	91	2.8	72-1	71	42	6	36	239	7.2
2022-23	UA	31-31	890/28.7	72-182	.396	1-12	.083	51-68	.750	29	58	87	2.8	78-3	72	39	7	24	196	6.3
TOTAL		116-63	2635/22.7	217-511	.425	11-66	.167	173-260	.665	63	209	272	2.3	240-6	203	136	18	77	618	5.3

Single Game Highs

Statistic	Value	
Points	19	vs Southern U. 12/04/21
Rebounds	11	vs Western Ky. 11/21/22
Assists	8	at Buffalo 01/31/23
Steals	4	vs Wheeling 11/18/21
Blocks	2	vs Toledo 02/07/23
FG Made	6	at Ohio 02/25/22, vs Jackson St. 12/11/22, at Toledo 02/21/23
FG Attempts	11	vs South Dakota St. 11/07/22
3FG Made	1	11 times
3FG Attempts	4	vs Ball St. 01/30/21
FT Made	11	vs Southern U. 12/04/21
FT Attempts	13	vs Southern U. 12/04/21



3 • KOBE MITCHELL • FR • G • CADIZ, OHIO



SEASON STATS

Opponent	Date	GS	MIN	Total		3-Pointers		Free throws		Rebounds				PF	A	TO	BLK	STL	PTS	AVG
				FG-FGA	PCT	3FG-3FGA	PCT	FT-FTA	PCT	OFF	DEF	TOT	AVG							
vs Mississippi St.	11/11/2022		01:57	1-1	1.000	0-0	.000	0-0	.000	0	0	0	0.0	0	0	0	0	1	2	2.0
vs Nevada	11/23/2022		03:49	0-1	.000	0-1	.000	0-0	.000	0	0	0	0.0	0	0	0	0	1	0	1.0
at Marshall	11/30/2022		06:08	0-0	.000	0-0	.000	0-0	.000	0	1	1	0.3	1	0	1	0	0	0	0.7
Muskingum	12/04/2022		18:15	2-3	.667	2-3	.667	0-0	.000	1	1	2	0.8	1	1	2	1	3	6	2.0
Jackson St.	12/11/2022		17:59	2-5	.400	2-5	.400	0-0	.000	0	2	2	1.0	1	0	0	0	1	6	2.8
Wright St.	12/14/2022		18:05	0-4	.000	0-4	.000	0-0	.000	0	0	0	0.8	1	0	0	0	0	0	2.3
Maine	12/19/2022		16:48	2-4	.500	1-3	.333	0-0	.000	1	2	3	1.1	3	0	1	0	0	5	2.7
at Bradley	12/22/2022		08:58	0-0	.000	0-0	.000	2-2	1.000	0	0	0	1.0	3	0	0	0	0	2	2.6
Concord	12/30/2022		14:15	0-2	.000	0-2	.000	0-0	.000	0	1	1	1.0	1	1	0	0	0	0	2.3
NIU	01/03/2023		19:47	1-2	.500	1-2	.500	2-2	1.000	0	2	2	1.1	2	3	0	0	0	5	2.6
at Ball St.	01/06/2023		27:02	0-2	.000	0-2	.000	0-0	.000	0	0	0	1.0	0	0	1	0	1	0	2.4
at Bowling Green	01/10/2023		09:58	1-3	.333	1-3	.333	0-0	.000	0	1	1	1.0	0	0	0	0	0	3	2.4
Eastern Mich.	01/13/2023		11:08	0-4	.000	0-3	.000	0-0	.000	0	1	1	1.0	1	0	0	0	0	0	2.2
at Central Mich.	01/17/2023		06:43	0-2	.000	0-2	.000	0-0	.000	0	0	0	0.9	0	1	0	0	0	0	2.1
Miami (OH)	01/24/2023		27:12	3-5	.600	3-4	.750	0-0	.000	0	0	0	0.9	2	2	1	0	0	9	2.5
Ohio	01/28/2023		03:19	0-0	.000	0-0	.000	0-0	.000	0	0	0	0.8	1	0	0	0	0	0	2.4
at Buffalo	01/31/2023		00:45	0-0	.000	0-0	.000	0-0	.000	0	0	0	0.8	0	0	0	0	0	0	2.2
Toledo	02/07/2023		06:10	0-1	.000	0-1	.000	0-0	.000	0	0	0	0.7	1	0	0	0	1	0	2.1
at Ohio	02/10/2023		06:38	0-0	.000	0-0	.000	0-0	.000	0	0	0	0.7	1	0	0	0	0	0	2.0
at Eastern Mich.	02/14/2023		03:15	0-1	.000	0-1	.000	0-0	.000	0	1	1	0.7	0	0	0	0	0	0	1.9
Buffalo	02/18/2023		02:24	0-2	.000	0-2	.000	0-0	.000	0	1	1	0.7	0	0	0	0	0	0	1.8
at Toledo	02/21/2023		03:36	0-1	.000	0-1	.000	0-0	.000	0	0	0	0.7	0	2	0	0	0	0	1.7
Western Mich.	02/25/2023		04:42	0-1	.000	0-1	.000	0-0	.000	0	0	0	0.7	0	1	0	0	0	0	1.7
vs Buffalo	03/09/2023		01:41	0-0	.000	0-0	.000	0-0	.000	0	0	0	0.6	0	0	0	0	0	0	1.6
Totals		0	240:35	12-44	.273	10-40	.250	4-4	1.000	2	13	15	0.6	19	11	6	1	8	38	1.6

Player Averages

Games Played	Minutes/game	Points/game	FG Pct	3FG Pct	FT Pct	Rebounds/game	Assists/game	Turnovers/game	Assist/Turnover ratio	Steals/game	Blocks/game
24	10.0	1.6	27.3	25.0	100.0	0.6	0.5	0.3	1.8	0.3	0.0

CAREER STATS

MITCHELL, Kobe

				Field Goals		3-Point		F-Throws		Rebounds				Scoring						
SEASON	TEAM	GP-GS	MIN/AVG	FG-FGA	FG%	3FG-3FGA	3FG%	FT-FTA	FT%	OFF	DEF	TOT	AVG	PF-FO	A	TO	BLK	STL	PTS	AVG
2022-23	UA	24-0	241/10.0	12-44	.273	10-40	.250	4-4	1.000	2	13	15	0.6	19-0	11	6	1	8	38	1.6
TOTAL		24-0	241/10.0	12-44	.273	10-40	.250	4-4	1.000	2	13	15	0.6	19-0	11	6	1	8	38	1.6

Single Game Highs

Statistic	Value	
Points	9	vs Miami (OH) 01/24/23
Rebounds	3	vs Maine 12/19/22
Assists	3	vs NIU 01/03/23
Steals	3	vs Muskingum 12/04/22
Blocks	1	vs Muskingum 12/04/22
FG Made	3	vs Miami (OH) 01/24/23
FG Attempts	5	vs Jackson St. 12/11/22, vs Miami (OH) 01/24/23
3FG Made	3	vs Miami (OH) 01/24/23
3FG Attempts	5	vs Jackson St. 12/11/22



4 • TRENDON HANKERSON • GR • G • NOVI, MICH.



SEASON STATS

Opponent	Date	GS	MIN	Total		3-Pointers		Free throws		Rebounds				PF	A	TO	BLK	STL	PTS	AVG
				FG-FGA	PCT	3FG-3FGA	PCT	FT-FTA	PCT	OFF	DEF	TOT	AVG							
South Dakota St.	11/07/2022	*	42:04	4-9	.444	2-6	.333	1-1	1.000	0	1	1	1.0	2	1	1	0	1	11	11.0
vs Mississippi St.	11/11/2022	*	27:16	1-7	.143	1-4	.250	2-2	1.000	1	3	4	2.5	3	0	2	1	1	5	8.0
Morgan St.	11/15/2022	*	32:09	2-12	.167	2-9	.222	0-2	.000	0	6	6	3.7	2	2	1	2	2	6	7.3
vs Western Ky.	11/21/2022	*	35:36	3-5	.600	2-4	.500	1-2	.500	0	4	4	3.8	0	1	2	0	1	9	7.8
vs LSU	11/22/2022	*	22:11	0-2	.000	0-1	.000	2-2	1.000	1	1	2	3.4	4	1	1	0	0	2	6.6
vs Nevada	11/23/2022	*	37:04	3-7	.429	2-5	.400	0-0	.000	0	7	7	4.0	3	0	2	0	0	8	6.8
at Marshall	11/30/2022	*	33:57	5-11	.455	1-6	.167	0-0	.000	1	3	4	4.0	0	2	3	0	2	11	7.4
Muskingum	12/04/2022	*	23:01	4-7	.571	2-5	.400	0-0	.000	0	4	4	4.0	1	2	0	0	1	10	7.8
Jackson St.	12/11/2022	*	38:05	5-9	.556	5-7	.714	2-2	1.000	0	1	1	3.7	1	2	1	1	0	17	8.8
Wright St.	12/14/2022	*	34:53	2-9	.222	1-7	.143	1-2	.500	0	5	5	3.8	3	4	0	0	2	6	8.5
Maine	12/19/2022	*	26:12	3-5	.600	2-3	.667	4-5	.800	1	3	4	3.8	1	2	1	0	1	12	8.8
at Bradley	12/22/2022	*	31:08	3-5	.600	3-3	1.000	0-0	.000	1	8	9	4.3	3	1	2	0	0	9	8.8
Concord	12/30/2022	*	31:41	6-12	.500	6-10	.600	0-0	.000	1	7	8	4.5	1	6	1	0	1	18	9.5
NIU	01/03/2023	*	35:24	1-8	.125	1-7	.143	0-0	.000	1	5	6	4.6	2	4	1	2	0	3	9.1
at Ball St.	01/06/2023	*	36:36	1-7	.143	1-4	.250	5-6	.833	0	5	5	4.7	2	1	3	0	0	8	9.0
at Bowling Green	01/10/2023	*	32:49	2-8	.250	2-7	.286	0-0	.000	0	2	2	4.5	2	3	2	1	2	6	8.8
Eastern Mich.	01/13/2023	*	28:47	5-9	.556	4-8	.500	0-0	.000	0	4	4	4.5	2	2	0	0	0	14	9.1
at Central Mich.	01/17/2023	*	35:03	4-10	.400	3-8	.375	0-0	.000	1	4	5	4.5	2	1	1	0	0	11	9.2
at Western Mich.	01/21/2023	*	34:28	2-11	.182	1-9	.111	0-0	.000	0	6	6	4.6	3	2	2	2	2	5	9.0
Miami (OH)	01/24/2023	*	36:16	2-11	.182	2-10	.200	0-0	.000	1	5	6	4.7	3	2	0	1	0	6	8.9
Ohio	01/28/2023	*	34:26	4-5	.800	3-3	1.000	3-4	.750	0	3	3	4.6	4	4	3	0	0	14	9.1
at Buffalo	01/31/2023	*	31:02	4-7	.571	2-3	.667	0-0	.000	0	2	2	4.5	1	5	1	2	2	10	9.1
Kent St.	02/03/2023	*	30:46	2-7	.286	2-6	.333	0-0	.000	0	1	1	4.3	1	1	1	1	0	6	9.0
Toledo	02/07/2023	*	33:50	7-12	.583	6-11	.545	0-0	.000	1	1	2	4.2	4	0	1	0	1	20	9.5
at Ohio	02/10/2023	*	37:42	3-8	.375	3-7	.429	0-0	.000	0	5	5	4.2	2	4	1	1	2	9	9.4
at Eastern Mich.	02/14/2023	*	35:00	4-11	.364	3-9	.333	0-0	.000	0	5	5	4.3	1	1	2	0	0	11	9.5
Buffalo	02/18/2023	*	32:27	3-8	.375	1-3	.333	2-2	1.000	0	5	5	4.3	0	2	0	0	2	9	9.5
at Toledo	02/21/2023	*	26:05	1-5	.200	0-3	.000	0-0	.000	0	2	2	4.2	2	0	1	0	0	2	9.2
Western Mich.	02/25/2023	*	31:26	3-5	.600	3-5	.600	0-0	.000	0	1	1	4.1	1	6	1	0	1	9	9.2
Ball St.	02/28/2023	*	29:10	1-9	.111	1-6	.167	0-0	.000	0	2	2	4.0	5	3	2	0	0	3	9.0
at Kent St.	03/03/2023	*	26:08	2-5	.400	2-5	.400	0-0	.000	0	1	1	3.9	5	1	2	1	1	6	8.9
vs Buffalo	03/09/2023	*	34:04	5-10	.500	3-5	.600	0-0	.000	0	5	5	4.0	2	2	0	1	4	13	9.0

CAREER STATS

SEASON	TEAM	GP-GS	MIN/AVG	Field Goals		3-Point		F-Throws		Rebounds				Scoring						
				FG-FGA	FG%	3FG-3FGA	3FG%	FT-FTA	FT%	OFF	DEF	TOT	AVG	PF-FO	A	TO	BLK	STL	PTS	AVG
2018-19	NIU	21-2	395/18.8	17-54	.315	8-32	.250	3-4	.750	5	42	47	2.2	55-2	19	22	9	12	45	2.1
2019-20	NIU	31-31	978/31.5	84-180	.467	41-89	.461	25-30	.833	12	80	92	3.0	66-0	61	46	10	29	234	7.5
2020-21	NIU	19-19	646/34.0	99-250	.396	48-130	.369	18-26	.692	9	74	83	4.4	54-2	41	53	7	22	264	13.9
2021-22	NIU	30-30	1011/33.7	118-315	.375	62-177	.350	45-60	.750	9	103	112	3.7	80-3	68	55	11	54	343	11.4
2022-23	UA	32-32	1037/32.4	97-256	.379	72-189	.381	23-30	.767	10	117	127	4.0	68-2	68	41	16	29	289	9.0
TOTAL FOR UA		32-32	1037/32.4	97-256	.379	72-189	.381	23-30	.767	10	117	127	4.0	68-2	68	41	16	29	289	9.0
TOTAL		133-114	4067/30.6	415-1055	.393	231-617	.374	114-150	.760	45	416	461	3.5	323-9	257	217	53	146	1175	8.8

Single Game Highs

Statistic	Value	
Points	28	at Washington 11/09/21
Rebounds	9	at Bradley 12/22/22
Assists	6	vs Eastern Mich. 01/11/20, vs Concord 12/30/22, vs Western Mich. 02/25/23
Steals	4	5 times
Blocks	3	at Marquette 11/27/21
FG Made	9	at Central Mich. 03/05/21, at Washington 11/09/21
FG Attempts	20	vs Ball St. 12/08/20, at Toledo 12/22/20
3FG Made	6	at Washington 11/09/21, vs Concord 12/30/22, vs Toledo 02/07/23
3FG Attempts	11	4 times
FT Made	7	vs Ball St. 01/27/22
FT Attempts	8	vs Ball St. 01/27/22



5 • TAVARI JOHNSON • FR • G • LAGRANGE PARK, ILL.

SEASON STATS



Opponent	Date	GS	MIN	Total		3-Pointers		Free throws		Rebounds				PF	A	TO	BLK	STL	PTS	AVG
				FG-FGA	PCT	3FG-3FGA	PCT	FT-FTA	PCT	OFF	DEF	TOT	AVG							
vs Mississippi St.	11/11/2022		05:43	0-0	.000	0-0	.000	0-0	.000	0	0	0	0.0	0	0	0	0	0	0	0.0
Morgan St.	11/15/2022		03:29	1-1	1.000	0-0	.000	0-0	.000	0	0	0	0.0	0	0	0	0	0	2	1.0
vs Western Ky.	11/21/2022		02:56	0-0	.000	0-0	.000	0-0	.000	0	1	1	0.3	1	0	2	0	0	0	0.7
vs LSU	11/22/2022		10:52	1-3	.333	1-1	1.000	2-2	1.000	0	0	0	0.3	3	0	2	0	2	5	1.8
vs Nevada	11/23/2022		26:26	9-10	.900	3-3	1.000	0-0	.000	0	3	3	0.8	3	4	3	0	2	21	5.6
at Marshall	11/30/2022		27:19	7-13	.538	2-5	.400	0-0	.000	2	2	4	1.3	1	4	1	0	1	16	7.3
Muskingum	12/04/2022	*	21:09	3-7	.429	3-6	.500	0-0	.000	0	5	5	1.9	0	6	0	0	1	9	7.6
Jackson St.	12/11/2022	*	24:09	2-5	.400	2-5	.400	0-0	.000	0	1	1	1.8	4	2	5	0	1	6	7.4
Wright St.	12/14/2022	*	27:33	6-14	.429	0-3	.000	2-4	.500	1	1	2	1.8	2	1	1	1	4	14	8.1
Maine	12/19/2022	*	28:51	2-6	.333	1-3	.333	0-0	.000	1	6	7	2.3	0	3	4	0	1	5	7.8
at Bradley	12/22/2022	*	26:46	1-7	.143	0-3	.000	0-0	.000	1	4	5	2.5	0	1	2	1	1	2	7.3
Concord	12/30/2022	*	20:48	2-6	.333	1-3	.333	1-2	.500	0	2	2	2.5	2	5	4	0	1	6	7.2
NIU	01/03/2023	*	28:07	3-9	.333	1-3	.333	1-2	.500	1	0	1	2.4	4	0	4	1	0	8	7.2
at Ball St.	01/06/2023	*	30:49	3-11	.273	1-4	.250	0-0	.000	0	6	6	2.6	2	0	6	0	1	7	7.2
at Bowling Green	01/10/2023	*	15:06	1-5	.200	1-4	.250	0-0	.000	0	1	1	2.5	1	1	0	0	0	3	6.9
Eastern Mich.	01/13/2023		18:37	3-4	.750	0-1	.000	0-0	.000	0	3	3	2.6	4	9	1	0	0	6	6.9
at Central Mich.	01/17/2023		14:45	0-5	.000	0-2	.000	0-0	.000	0	3	3	2.6	3	3	1	0	1	0	6.5
at Western Mich.	01/21/2023		13:59	0-2	.000	0-1	.000	0-0	.000	0	0	0	2.4	2	0	0	0	1	0	6.1
Miami (OH)	01/24/2023		07:58	1-2	.500	1-1	1.000	0-0	.000	0	0	0	2.3	1	0	1	0	0	3	5.9
Ohio	01/28/2023		08:25	3-3	1.000	0-0	.000	0-0	.000	0	0	0	2.2	3	1	0	0	0	6	6.0
at Buffalo	01/31/2023		15:49	2-4	.500	1-1	1.000	0-0	.000	0	0	0	2.1	2	2	1	0	4	5	5.9
Kent St.	02/03/2023		08:18	0-1	.000	0-1	.000	0-0	.000	1	1	2	2.1	0	3	1	0	1	0	5.6
Toledo	02/07/2023		10:17	1-5	.200	0-2	.000	0-0	.000	0	0	0	2.0	0	2	0	0	0	2	5.5
at Ohio	02/10/2023		05:07	1-5	.200	1-2	.500	0-0	.000	0	1	1	2.0	1	0	0	0	0	3	5.4
at Eastern Mich.	02/14/2023		02:24	0-0	.000	0-0	.000	0-0	.000	0	1	1	1.9	0	0	0	1	1	0	5.2
Buffalo	02/18/2023		10:41	2-5	.400	0-1	.000	0-0	.000	1	1	2	1.9	2	1	1	0	0	4	5.1
at Toledo	02/21/2023		09:29	0-2	.000	0-1	.000	0-0	.000	0	0	0	1.9	1	1	0	0	0	0	4.9
Western Mich.	02/25/2023		21:52	3-6	.500	3-5	.600	0-0	.000	0	3	3	1.9	1	3	1	0	2	9	5.1
Ball St.	02/28/2023		02:11	0-0	.000	0-0	.000	0-0	.000	0	1	1	1.9	0	0	0	0	0	0	4.9
at Kent St.	03/03/2023		03:10	0-1	.000	0-1	.000	0-0	.000	0	0	0	1.8	0	0	0	0	0	0	4.7
vs Buffalo	03/09/2023		12:18	2-3	.667	0-1	.000	1-2	.500	0	2	2	1.8	1	3	0	0	0	5	4.7
Totals		9	465:25	59-145	.407	22-63	.349	7-12	.583	8	48	56	1.8	44	55	41	4	25	147	4.7

CAREER STATS

SEASON	TEAM	GP-GS	MIN/AVG	Field Goals		3-Point		F-Throws		Rebounds				Scoring						
				FG-FGA	FG%	3FG-3FGA	3FG%	FT-FTA	FT%	OFF	DEF	TOT	AVG	PF	FO	A	TO	BLK	STL	PTS
2022-23	UA	31-9	465/15.0	59-145	.407	22-63	.349	7-12	.583	8	48	56	1.8	44-0	55	41	4	25	147	4.7
TOTAL		31-9	465/15.0	59-145	.407	22-63	.349	7-12	.583	8	48	56	1.8	44-0	55	41	4	25	147	4.7

Single Game Highs

Statistic	Value	
Points	21	vs Nevada 11/23/22
Rebounds	7	vs Maine 12/19/22
Assists	9	vs Eastern Mich. 01/13/23
Steals	4	vs Wright St. 12/14/22, at Buffalo 01/31/23
Blocks	1	4 times
FG Made	9	vs Nevada 11/23/22
FG Attempts	14	vs Wright St. 12/14/22
3FG Made	3	vs Muskingum 12/04/22, vs Western Mich. 02/25/23, vs Nevada 11/23/22
3FG Attempts	6	vs Muskingum 12/04/22
FT Made	2	vs Wright St. 12/14/22, vs LSU 11/22/22
FT Attempts	4	vs Wright St. 12/14/22



11 • SAMMY HUNTER • JR • F • NASSAU, BAHAMAS



SEASON STATS

Opponent	Date	GS	MIN	Total		3-Pointers		Free throws		Rebounds				PF	A	TO	BLK	STL	PTS	AVG
				FG-FGA	PCT	3FG-3FGA	PCT	FT-FTA	PCT	OFF	DEF	TOT	AVG							
South Dakota St.	11/07/2022	*	22:16	2-10	.200	0-6	.000	0-0	.000	1	3	4	4.0	1	0	1	0	0	4	4.0
vs Mississippi St.	11/11/2022	*	23:40	2-8	.250	1-5	.200	0-1	.000	0	3	3	3.5	1	0	0	0	0	5	4.5
Morgan St.	11/15/2022	*	15:30	2-6	.333	0-3	.000	0-1	.000	1	1	2	3.0	0	2	1	0	0	4	4.3
vs Western Ky.	11/21/2022	*	18:39	3-8	.375	1-5	.200	0-0	.000	0	1	1	2.5	2	0	0	0	0	7	5.0
vs LSU	11/22/2022	*	27:09	4-14	.286	3-11	.273	2-2	1.000	1	0	1	2.2	0	0	0	0	1	13	6.6
vs Nevada	11/23/2022	*	11:45	0-4	.000	0-2	.000	0-0	.000	0	0	0	1.8	1	0	0	0	0	0	5.5
at Marshall	11/30/2022		17:52	4-10	.400	1-3	.333	0-1	.000	1	5	6	2.4	1	1	0	0	0	9	6.0
Muskingum	12/04/2022		18:50	4-8	.500	1-3	.333	0-0	.000	2	2	4	2.6	1	1	0	0	0	9	6.4
Jackson St.	12/11/2022		15:54	1-5	.200	0-4	.000	2-2	1.000	2	1	3	2.7	2	2	0	0	0	4	6.1
Wright St.	12/14/2022		16:35	5-8	.625	3-6	.500	0-0	.000	0	4	4	2.8	2	0	1	1	0	13	6.8
Maine	12/19/2022		20:16	0-4	.000	0-3	.000	0-0	.000	0	2	2	2.7	1	2	1	0	0	0	6.2
at Bradley	12/22/2022		18:19	2-9	.222	2-6	.333	2-2	1.000	1	1	2	2.7	0	0	0	0	0	8	6.3
Concord	12/30/2022		18:08	2-5	.400	0-3	.000	0-0	.000	3	3	6	2.9	4	0	0	0	0	4	6.2
NIU	01/03/2023	*	13:58	1-5	.200	1-5	.200	0-0	.000	0	1	1	2.8	2	0	1	0	0	3	5.9
at Ball St.	01/06/2023	*	19:39	1-2	.500	1-2	.500	0-0	.000	3	0	3	2.8	5	0	0	0	0	3	5.7
at Bowling Green	01/10/2023		25:03	7-9	.778	4-6	.667	1-1	1.000	2	1	3	2.8	1	0	2	1	1	19	6.6
Eastern Mich.	01/13/2023	*	24:00	5-8	.625	3-6	.500	0-1	.000	2	2	4	2.9	1	1	1	0	1	13	6.9
at Central Mich.	01/17/2023	*	16:24	4-5	.800	2-3	.667	2-4	.500	0	2	2	2.8	3	1	0	0	0	12	7.2
at Western Mich.	01/21/2023	*	27:56	2-9	.222	2-8	.250	2-3	.667	0	3	3	2.8	3	0	0	0	0	8	7.3
Miami (OH)	01/24/2023	*	17:59	3-6	.500	0-2	.000	0-0	.000	1	2	3	2.9	0	0	0	0	0	6	7.2
Ohio	01/28/2023	*	21:16	3-4	.750	3-3	1.000	0-0	.000	0	0	0	2.7	1	0	1	0	0	9	7.3
at Buffalo	01/31/2023	*	16:22	1-4	.250	0-2	.000	0-0	.000	0	2	2	2.7	1	2	1	0	0	2	7.0
Kent St.	02/03/2023	*	17:50	2-5	.400	1-2	.500	0-0	.000	1	0	1	2.6	4	0	1	0	0	5	7.0
Toledo	02/07/2023	*	20:19	3-8	.375	1-5	.200	0-0	.000	1	1	2	2.6	3	0	1	0	1	7	7.0
at Ohio	02/10/2023	*	08:46	0-2	.000	0-2	.000	0-0	.000	0	2	2	2.6	3	0	1	0	0	0	6.7
at Eastern Mich.	02/14/2023		14:07	4-7	.571	1-2	.500	0-0	.000	2	1	3	2.6	1	0	0	0	0	9	6.8
Buffalo	02/18/2023		23:22	2-8	.250	1-5	.200	0-0	.000	1	0	1	2.5	0	2	0	1	0	5	6.7
at Toledo	02/21/2023		21:59	4-9	.444	3-8	.375	0-0	.000	0	3	3	2.5	2	0	1	0	0	11	6.9
Western Mich.	02/25/2023	*	24:08	2-7	.286	1-6	.167	0-0	.000	0	5	5	2.6	3	0	0	0	0	5	6.8
Ball St.	02/28/2023	*	34:27	7-9	.778	6-8	.750	5-7	.714	2	4	6	2.7	2	0	0	0	1	25	7.4
at Kent St.	03/03/2023	*	37:57	7-13	.538	5-11	.455	7-9	.778	1	1	2	2.7	1	0	0	0	0	26	8.0
vs Buffalo	03/09/2023	*	25:51	5-8	.625	2-4	.500	1-1	1.000	0	3	3	2.7	4	0	1	0	0	13	8.2

CAREER STATS

SEASON	TEAM	GP-GS	MIN/AVG	Field Goals		3-Point		F-Throws		Rebounds				Scoring						
				FG-FGA	FG%	3FG-3FGA	3FG%	FT-FTA	FT%	OFF	DEF	TOT	AVG	PF-FO	A	TO	BLK	STL	PTS	AVG
2019-20	OM	27-1	309/11.4	29-71	.408	1-8	.125	19-27	.704	14	23	37	1.4	47-0	11	15	4	6	78	2.9
2020-21	OM	25-0	198/7.9	20-42	.476	6-18	.333	10-16	.625	14	21	35	1.4	27-0	9	12	5	3	56	2.2
2021-22	OM	29-0	302/10.4	34-76	.447	5-25	.200	10-17	.588	19	15	34	1.2	43-0	4	12	5	6	83	2.9
2022-23	UA	32-21	656/20.5	94-227	.414	49-150	.327	24-35	.686	28	59	87	2.7	56-1	14	15	3	5	261	8.2
TOTAL FOR UA		32-21	656/20.5	94-227	.414	49-150	.327	24-35	.686	28	59	87	2.7	56-1	14	15	3	5	261	8.2
TOTAL		113-22	1465/13.0	177-416	.425	61-201	.303	63-95	.663	75	118	193	1.7	173-1	38	54	17	20	478	4.2

Single Game Highs

Statistic	Value	
Points	26	at Kent St. 03/03/23
Rebounds	7	vs Louisiana Tech 03/19/21
Assists	2	11 times
Steals	3	vs Missouri 03/04/20
Blocks	3	vs Vanderbilt 02/29/20
FG Made	7	at Bowling Green 01/10/23, vs Ball St. 02/28/23, at Kent St. 03/03/23
FG Attempts	14	vs LSU 11/22/22
3FG Made	6	vs Ball St. 02/28/23
3FG Attempts	11	at Kent St. 03/03/23, vs LSU 11/22/22
FT Made	7	at Kent St. 03/03/23
FT Attempts	9	at Kent St. 03/03/23



12 • PAT MAYFIELD • FR • G • ELGIN, ILL.



SEASON STATS

Opponent	Date	GS	MIN	Total		3-Pointers		Free throws		Rebounds				PF	A	TO	BLK	STL	PTS	AVG
				FG-FGA	PCT	3FG-3FGA	PCT	FT-FTA	PCT	OFF	DEF	TOT	AVG							
Muskingum	12/04/2022		05:04	0-1	.000	0-1	.000	0-0	.000	0	0	0	0.0	0	0	0	0	0	0	0.0
Maine	12/19/2022		01:13	1-1	1.000	0-0	.000	0-0	.000	0	1	1	0.5	0	0	0	0	0	2	1.0
at Bradley	12/22/2022		00:39	0-0	.000	0-0	.000	0-0	.000	0	0	0	0.3	0	0	0	0	1	0	0.7
Concord	12/30/2022		02:59	1-2	.500	0-1	.000	0-0	.000	0	3	3	1.0	0	0	0	0	0	2	1.0
NIU	01/03/2023		01:58	0-1	.000	0-0	.000	0-0	.000	0	1	1	1.0	0	0	0	1	0	0	0.8
Eastern Mich.	01/13/2023		04:48	0-1	.000	0-1	.000	1-2	.500	0	2	2	1.2	1	0	0	0	1	1	0.8
at Central Mich.	01/17/2023		01:25	0-0	.000	0-0	.000	0-0	.000	0	0	0	1.0	0	0	0	0	0	0	0.7
at Buffalo	01/31/2023		00:45	0-0	.000	0-0	.000	0-0	.000	0	0	0	0.9	0	0	0	0	0	0	0.6
vs Buffalo	03/09/2023		01:08	0-0	.000	0-0	.000	0-0	.000	0	0	0	0.8	0	0	0	0	0	0	0.6
Totals		0	19:59	2-6	.333	0-3	.000	1-2	.500	0	7	7	0.8	1	0	0	1	2	5	0.6

Player Averages

Games Played	Minutes/game	Points/game	FG Pct	3FG Pct	FT Pct	Rebounds/game	Assists/game	Turnovers/game	Assist/Turnover ratio	Steals/game	Blocks/game
9	2.2	0.6	33.3	0.0	50.0	0.8	0.0	0.0	0.0	0.2	0.1

CAREER STATS

SEASON	TEAM	GP-GS	MIN/AVG	Field Goals		3-Point		F-Throws		Rebounds				Scoring						
				FG-FGA	FG%	3FG-3FGA	3FG%	FT-FTA	FT%	OFF	DEF	TOT	AVG	PF-FO	A	TO	BLK	STL	PTS	AVG
2022-23	UA	9-0	20/2.2	2-6	.333	0-3	.000	1-2	.500	0	7	7	0.8	1-0	0	0	1	2	5	0.6
TOTAL		9-0	20/2.2	2-6	.333	0-3	.000	1-2	.500	0	7	7	0.8	1-0	0	0	1	2	5	0.6

Single Game Highs

Statistic	Value
Points	2 vs Maine 12/19/22, vs Concord 12/30/22
Rebounds	3 vs Concord 12/30/22
Steals	1 at Bradley 12/22/22, vs Eastern Mich. 01/13/23
Blocks	1 vs NIU 01/03/23
FG Made	1 vs Maine 12/19/22, vs Concord 12/30/22
FG Attempts	2 vs Concord 12/30/22
3FG Attempts	1 vs Muskingum 12/04/22, vs Concord 12/30/22, vs Eastern Mich. 01/13/23
FT Made	1 vs Eastern Mich. 01/13/23



13 • XAVIER CASTANEDA • JR • G • CHICAGO, ILL.



SEASON STATS

Opponent	Date	GS	MIN	Total		3-Pointers		Free throws		Rebounds				PF	A	TO	BLK	STL	PTS	AVG
				FG-FGA	PCT	3FG-3FGA	PCT	FT-FTA	PCT	OFF	DEF	TOT	AVG							
South Dakota St.	11/07/2022	*	41:22	9-14	.643	8-12	.667	5-5	1.000	0	1	1	1.0	0	7	2	0	2	31	31.0
vs Mississippi St.	11/11/2022	*	35:18	5-14	.357	3-10	.300	7-10	.700	1	3	4	2.5	2	6	2	0	3	20	25.5
Morgan St.	11/15/2022	*	35:42	2-10	.200	2-8	.250	10-13	.769	0	6	6	3.7	2	2	2	0	2	16	22.3
vs Western Ky.	11/21/2022	*	36:39	6-12	.500	1-4	.250	3-3	1.000	0	4	4	3.8	3	3	2	0	0	16	20.8
vs LSU	11/22/2022	*	36:06	6-16	.375	4-9	.444	12-16	.750	1	5	6	4.2	0	4	3	0	1	28	22.2
vs Nevada	11/23/2022	*	31:01	2-10	.200	2-9	.222	5-7	.714	0	3	3	4.0	2	1	1	0	0	11	20.3
at Marshall	11/30/2022	*	29:41	1-13	.077	1-9	.111	1-4	.250	1	4	5	4.1	2	3	1	0	0	4	18.0
Muskingum	12/04/2022	*	20:56	6-11	.545	5-8	.625	0-0	.000	0	5	5	4.3	0	0	1	1	0	17	17.9
Jackson St.	12/11/2022	*	30:19	5-8	.625	2-4	.500	11-13	.846	1	3	4	4.2	0	2	1	0	1	23	18.4
Wright St.	12/14/2022	*	34:12	5-10	.500	2-6	.333	7-8	.875	0	6	6	4.4	1	3	3	0	2	19	18.5
Maine	12/19/2022	*	28:37	11-15	.733	7-8	.875	4-4	1.000	1	3	4	4.4	0	3	3	0	2	33	19.8
at Bradley	12/22/2022	*	31:02	3-16	.188	3-8	.375	10-11	.909	2	4	6	4.5	0	2	3	0	0	19	19.8
Concord	12/30/2022	*	31:46	3-12	.250	3-9	.333	8-9	.889	1	4	5	4.5	0	3	0	0	1	17	19.5
at Bowling Green	01/10/2023	*	36:39	6-16	.375	3-8	.375	1-1	1.000	0	1	1	4.3	1	5	3	0	2	16	19.3
Eastern Mich.	01/13/2023	*	27:01	5-12	.417	2-9	.222	11-12	.917	1	5	6	4.4	0	5	1	0	0	23	19.5
at Central Mich.	01/17/2023	*	31:30	3-7	.429	1-4	.250	6-9	.667	0	4	4	4.4	3	5	2	0	1	13	19.1
at Western Mich.	01/21/2023	*	36:44	11-25	.440	4-16	.250	6-7	.857	2	5	7	4.5	4	1	1	0	3	32	19.9
Miami (OH)	01/24/2023	*	35:46	8-16	.500	6-13	.462	10-11	.909	1	3	4	4.5	3	2	4	0	0	32	20.6
Ohio	01/28/2023	*	36:05	2-11	.182	2-8	.250	10-11	.909	1	4	5	4.5	1	1	0	0	2	16	20.3
at Buffalo	01/31/2023	*	35:32	10-12	.833	7-8	.875	5-6	.833	2	1	3	4.5	3	1	5	1	0	32	20.9
Kent St.	02/03/2023	*	36:29	6-14	.429	5-9	.556	7-9	.778	0	3	3	4.4	1	0	2	0	1	24	21.0
Toledo	02/07/2023	*	38:28	6-18	.333	3-11	.273	8-8	1.000	1	3	4	4.4	2	1	2	0	2	23	21.1
at Ohio	02/10/2023	*	36:55	10-15	.667	6-10	.600	8-9	.889	0	2	2	4.3	4	1	2	0	1	34	21.7
at Eastern Mich.	02/14/2023	*	31:00	5-14	.357	3-11	.273	3-3	1.000	2	2	4	4.3	2	4	2	0	0	16	21.5
Buffalo	02/18/2023	*	29:47	7-13	.538	5-9	.556	11-12	.917	2	4	6	4.3	2	3	5	0	1	30	21.8
at Toledo	02/21/2023	*	27:20	4-11	.364	1-5	.200	3-4	.750	1	3	4	4.3	3	4	2	0	0	12	21.4
Western Mich.	02/25/2023	*	31:27	6-15	.400	5-11	.455	6-6	1.000	0	4	4	4.3	0	5	0	1	0	23	21.5
Ball St.	02/28/2023	*	37:59	7-18	.389	5-14	.357	10-10	1.000	2	1	3	4.3	1	1	3	0	1	29	21.8
at Kent St.	03/03/2023	*	41:51	2-13	.154	1-10	.100	8-9	.889	1	3	4	4.2	4	5	5	0	1	13	21.4
vs Buffalo	03/09/2023	*	30:03	9-15	.600	6-11	.545	7-7	1.000	0	6	6	4.3	2	4	1	0	1	31	21.8
TOTAL			2092/32.7	311-750	.415	183-472	.388	310-367	.845	47	206	253	4.0	107-2	165	114	6	61	1115	17.4

CAREER STATS

SEASON	TEAM	GP-GS	MIN/AVG	Field Goals		3-Point		F-Throws		Rebounds				Scoring						
				FG-FGA	FG%	3FG-3FGA	3FG%	FT-FTA	FT%	OFF	DEF	TOT	AVG	PF-FO	A	TO	BLK	STL	PTS	AVG
2018-19	USF	38-3	710/18.7	47-141	.333	17-53	.321	53-76	.697	18	42	60	1.6	57-0	65	59	1	19	164	4.3
2019-20	USF	31-15	792/25.5	52-157	.331	25-80	.313	31-46	.674	6	64	70	2.3	53-0	54	53	2	31	160	5.2
2020-21	USF	20-5	475/23.8	54-150	.360	24-62	.387	37-42	.881	4	42	46	2.3	30-0	52	34	2	9	169	8.5
2021-22	UA	34-34	1089/32.0	140-344	.407	75-201	.373	107-130	.823	23	101	124	3.6	59-2	78	50	3	31	462	13.6
2022-23	UA	30-30	1003/33.4	171-406	.421	108-271	.399	203-237	.857	24	105	129	4.3	48-0	87	64	3	30	653	21.8
TOTAL FOR UA		64-64	2092/32.7	311-750	.415	183-472	.388	310-367	.845	47	206	253	4.0	107-2	165	114	6	61	1115	17.4
TOTAL		153-87	4070/26.6	464-1198	.387	249-667	.373	431-531	.812	75	354	429	2.8	247-2	336	260	11	120	1608	10.5

Single Game Highs

Statistic	Value	
Points	34	at Ohio 02/10/23
Rebounds	7	4 times
Assists	7	vs South Dakota St. 11/07/22
Steals	5	vs Kent St. 03/12/22
Blocks	1	11 times
FG Made	11	vs Maine 12/19/22, at Western Mich. 01/21/23
FG Attempts	25	at Western Mich. 01/21/23
3FG Made	8	vs South Dakota St. 11/07/22
3FG Attempts	16	at Western Mich. 01/21/23
FT Made	12	vs LSU 11/22/22
FT Attempts	16	vs LSU 11/22/22



20 • EVAN WILSON • FR • G • NOBLESVILLE, IND.



SEASON STATS

Opponent	Date	GS	MIN	Total		3-Pointers		Free throws		Rebounds				Other							
				FG-FGA	PCT	3FG-3FGA	PCT	FT-FTA	PCT	OFF	DEF	TOT	AVG	PF	A	TO	BLK	STL	PTS	AVG	
vs Mississippi St.	11/11/2022		00:41	0-0	.000	0-0	.000	0-0	.000	0	0	0	0.0	0	0	0	0	0	0	0	0
Muskingum	12/04/2022		08:01	1-5	.200	1-4	.250	0-2	.000	0	0	0	0.0	2	0	1	0	1	3	1.5	
Maine	12/19/2022		03:23	0-0	.000	0-0	.000	0-0	.000	0	1	1	0.3	1	2	0	0	1	0	1.0	
at Bradley	12/22/2022		00:39	0-0	.000	0-0	.000	0-0	.000	0	0	0	0.3	0	0	0	0	0	0	0.8	
Concord	12/30/2022		04:09	1-1	1.000	1-1	1.000	0-0	.000	0	0	0	0.2	1	1	1	0	0	3	1.2	
NIU	01/03/2023		02:20	1-1	1.000	1-1	1.000	0-0	.000	0	0	0	0.2	0	0	0	0	0	3	1.5	
Eastern Mich.	01/13/2023		06:23	1-2	.500	1-2	.500	0-0	.000	0	0	0	0.1	0	0	0	0	0	3	1.7	
at Central Mich.	01/17/2023		01:25	0-1	.000	0-0	.000	0-0	.000	0	0	0	0.1	0	0	0	0	0	0	1.5	
at Buffalo	01/31/2023		00:45	0-0	.000	0-0	.000	0-0	.000	0	0	0	0.1	0	0	0	0	0	0	1.3	
at Eastern Mich.	02/14/2023		01:24	0-0	.000	0-0	.000	0-0	.000	0	0	0	0.1	0	0	1	0	0	0	1.2	
Buffalo	02/18/2023		01:48	0-1	.000	0-1	.000	0-0	.000	0	0	0	0.1	0	0	0	0	0	0	1.1	
Western Mich.	02/25/2023		01:30	0-0	.000	0-0	.000	0-0	.000	0	0	0	0.1	0	0	0	0	0	0	1.0	
vs Buffalo	03/09/2023		01:32	1-1	1.000	1-1	1.000	0-0	.000	0	0	0	0.1	0	0	0	0	0	3	1.2	
Totals		0	34:00	5-12	.417	5-10	.500	0-2	.000	0	1	1	0.1	4	3	3	0	2	15	1.2	

Player Averages

Games Played	Minutes/game	Points/game	FG Pct	3FG Pct	FT Pct	Rebounds/game	Assists/game	Turnovers/game	Assist/Turnover ratio	Steals/game	Blocks/game
13	2.6	1.2	41.7	50.0	0.0	0.1	0.2	0.2	1.0	0.2	0.0

CAREER STATS

SEASON	TEAM	GP-GS	MIN/AVG	Field Goals		3-Point		F-Throws		Rebounds				Scoring							
				FG-FGA	FG%	3FG-3FGA	3FG%	FT-FTA	FT%	OFF	DEF	TOT	AVG	PF	FO A	TO	BLK	STL	PTS	AVG	
2021-22	UA	6-0	14/2.4	1-4	.250	0-3	.000	0-0	.000	0	0	0	0.0	1	0	2	0	0	1	2	0.3
2022-23	UA	13-0	34/2.6	5-12	.417	5-10	.500	0-2	.000	0	1	1	0.1	4	0	3	3	0	2	15	1.2
TOTAL		19-0	48/2.5	6-16	.375	5-13	.385	0-2	.000	0	1	1	0.1	5-0	5	3	0	3	17	0.9	

Single Game Highs

Statistic	Value
Points	3 5 times
Rebounds	1 vs Maine 12/19/22
Assists	2 vs Maine 12/19/22
Steals	1 vs Wheeling 11/18/21, vs Muskingum 12/04/22, vs Maine 12/19/22
FG Made	1 6 times
FG Attempts	5 vs Muskingum 12/04/22
3FG Made	1 5 times
3FG Attempts	4 vs Muskingum 12/04/22
FT Attempts	2 vs Muskingum 12/04/22



22 · MIKAL DAWSON · JR · W · HUNTINGTON, W.VA.

SEASON STATS



Opponent	Date	GS	MIN	Total		3-Pointers		Free throws		Rebounds				PF	A	TO	BLK	STL	PTS	AVG	
				FG-FGA	PCT	3FG-3FGA	PCT	FT-FTA	PCT	OFF	DEF	TOT	AVG								
at Ohio St.	11/09/2021		10:03	1-5	.200	0-3	.000	0-1	.000	1	1	2	2.0	2	0	2	0	0	2	2.0	
Point Park	11/13/2021		20:24	4-8	.500	4-8	.500	0-0	.000	1	1	2	2.0	3	2	1	0	1	12	7.0	
Wheeling	11/18/2021		20:51	2-4	.500	1-3	.333	0-2	.000	1	2	3	2.3	1	1	2	0	1	5	6.3	
vs Fordham	11/22/2021		16:59	0-1	.000	0-0	.000	0-0	.000	1	1	2	2.3	2	2	0	0	2	0	4.8	
vs App State	11/23/2021		14:13	3-7	.429	2-6	.333	0-0	.000	0	3	3	2.4	2	0	0	0	1	8	5.4	
vs Evansville	11/24/2021		24:26	1-3	.333	1-2	.500	0-0	.000	2	2	4	2.7	2	1	1	0	1	3	5.0	
Marshall	12/01/2021		28:20	0-2	.000	0-1	.000	0-0	.000	3	1	4	2.9	2	1	0	0	0	0	4.3	
Southern U.	12/04/2021		22:49	2-6	.333	2-6	.333	1-2	.500	2	3	5	3.1	4	1	2	0	2	7	4.6	
Florida A&M	12/12/2021		10:18	0-2	.000	0-2	.000	0-0	.000	0	1	1	2.9	3	0	0	0	0	0	4.1	
at Wright St.	12/15/2021		28:14	1-5	.200	1-5	.200	0-0	.000	0	1	1	2.7	2	1	0	0	1	3	4.0	
Buffalo	01/01/2022		27:32	3-6	.500	3-6	.500	0-0	.000	1	3	4	2.8	0	0	0	0	1	9	4.5	
Ohio	01/04/2022		34:35	4-11	.364	4-9	.444	2-2	1.000	0	3	3	2.8	1	2	0	0	1	14	5.3	
Ball St.	01/11/2022		21:51	4-6	.667	2-4	.500	0-1	.000	2	2	4	2.9	4	0	2	1	0	10	5.6	
at Kent St.	01/14/2022		21:27	0-2	.000	0-2	.000	0-0	.000	0	0	0	2.7	2	0	1	0	0	0	5.2	
Western Mich.	01/18/2022		22:41	3-7	.429	3-6	.500	0-0	.000	1	2	3	2.7	2	1	1	0	1	9	5.5	
at Bowling Green	01/20/2022		26:11	1-4	.250	1-4	.250	0-0	.000	1	2	3	2.8	1	0	0	0	0	3	5.3	
Eastern Mich.	01/22/2022		17:39	0-2	.000	0-2	.000	0-0	.000	0	2	2	2.7	1	0	2	0	0	0	5.0	
at Central Mich.	01/25/2022		20:11	0-1	.000	0-1	.000	0-0	.000	2	1	3	2.7	1	1	0	0	0	0	4.7	
at Toledo	01/28/2022		27:42	4-9	.444	3-8	.375	3-3	1.000	3	4	7	2.9	2	0	1	0	0	14	5.2	
Miami (OH)	02/04/2022		26:16	0-4	.000	0-4	.000	2-2	1.000	2	3	5	3.1	1	1	0	0	0	2	5.1	
at Miami (OH)	02/06/2022		17:50	0-1	.000	0-1	.000	1-2	.500	1	0	1	3.0	2	2	0	0	2	1	4.9	
at NIU	02/08/2022		23:54	2-5	.400	2-4	.500	0-0	.000	1	2	3	3.0	2	1	1	0	0	6	4.9	
Kent St.	02/11/2022		19:52	1-3	.333	1-3	.333	1-2	.500	1	2	3	3.0	1	1	1	0	1	4	4.9	
at Western Mich.	02/15/2022		21:22	1-2	.500	1-2	.500	0-0	.000	0	3	3	3.0	1	1	2	0	0	3	4.8	
NIU	02/17/2022	*	22:10	2-5	.400	1-4	.250	2-2	1.000	0	0	0	2.8	3	0	1	0	3	7	4.9	
at Eastern Mich.	02/19/2022	*	23:32	1-4	.250	1-4	.250	0-0	.000	0	3	3	2.8	1	1	0	0	2	3	4.8	
Bowling Green	02/22/2022	*	27:28	4-7	.571	4-7	.571	5-6	.833	0	4	4	2.9	3	0	0	0	2	17	5.3	
at Ohio	02/25/2022	*	37:17	5-8	.625	1-4	.250	4-4	1.000	1	4	5	3.0	2	2	2	0	2	15	5.6	
at Ball St.	03/01/2022	*	34:12	4-9	.444	3-8	.375	0-0	.000	1	3	4	3.0	2	1	0	0	4	11	5.8	
Central Mich.	03/04/2022	*	32:27	1-5	.200	1-4	.250	2-4	.500	3	5	8	3.2	1	2	1	0	1	5	5.8	
vs Buffalo	03/10/2022	*	33:38	5-9	.556	3-4	.750	1-2	.500	2	2	4	3.2	1	1	1	0	1	14	6.0	
vs Toledo	03/11/2022	*	28:19	3-6	.500	3-6	.500	0-0	.000	0	5	5	3.3	3	0	0	1	0	9	6.1	
vs Kent St.	03/12/2022	*	28:38	1-2	.500	1-1	1.000	0-0	.000	2	3	5	3.3	0	1	0	0	3	3	6.0	
vs UCLA	03/17/2022	*	31:27	1-4	.250	0-2	.000	0-0	.000	3	2	5	3.4	1	1	1	0	1	2	5.9	
Totals			10	824:47	64-165	.388	49-136	.360	24-35	.686	38	76	114	3.4	61	28	25	2	34	201	5.9

CAREER STATS

SEASON	TEAM	GP-GS	MIN/AVG	Field Goals		3-Point		F-Throws		Rebounds				Scoring						
				FG-FGA	FG%	3FG-3FGA	3FG%	FT-FTA	FT%	OFF	DEF	TOT	AVG	PF-FO	A	TO	BLK	STL	PTS	AVG
2019-20	UA	17-0	75/4.4	2-12	.167	0-7	.000	2-4	.500	7	9	16	0.9	9-0	1	6	1	1	6	0.4
2020-21	UA	23-0	305/13.3	34-81	.420	20-62	.323	10-13	.769	19	31	50	2.2	25-0	14	9	0	10	98	4.3
2021-22	UA	34-10	825/24.3	64-165	.388	49-136	.360	24-35	.686	38	76	114	3.4	61-0	28	25	2	34	201	5.9
TOTAL		74-10	1205/16.3	100-258	.388	69-205	.337	36-52	.692	64	116	180	2.4	95-0	43	40	3	45	305	4.1

Single Game Highs

Statistic	Value	
Points	17	vs Bowling Green 02/22/22
Rebounds	8	vs Central Mich. 03/04/22
Assists	2	9 times
Steals	4	at Ball St. 03/01/22
Blocks	1	at Bowling Green 02/25/20, vs Ball St. 01/11/22, vs Toledo 03/11/22
FG Made	5	at Western Mich. 01/23/21, at Ohio 02/25/22, vs Buffalo 03/10/22
FG Attempts	11	vs Ohio 01/04/22
3FG Made	4	vs Point Park 11/13/21, vs Ohio 01/04/22, vs Bowling Green 02/22/22
3FG Attempts	9	vs Cedarville 12/12/20, vs Ohio 01/04/22
FT Made	5	vs Bowling Green 02/22/22
FT Attempts	6	vs Bowling Green 02/22/22



25 • ENRIQUE FREEMAN • JR • F • CLEVELAND, OHIO



SEASON STATS

Opponent	Date	GS	MIN	Total		3-Pointers		Free throws		Rebounds				PF	A	TO	BLK	STL	PTS	AVG
				FG-FGA	PCT	3FG-3FGA	PCT	FT-FTA	PCT	OFF	DEF	TOT	AVG							
South Dakota St.	11/07/2022	*	34:07	10-15	.667	0-0	.000	3-4	.750	5	9	14	14.0	4	6	3	1	0	23	23.0
vs Mississippi St.	11/11/2022	*	27:33	3-5	.600	0-0	.000	3-4	.750	1	2	3	8.5	3	0	2	0	2	9	16.0
Morgan St.	11/15/2022	*	34:30	7-13	.538	0-0	.000	3-6	.500	7	6	13	10.0	2	2	3	3	1	17	16.3
vs Western Ky.	11/21/2022	*	35:18	7-8	.875	0-1	.000	4-8	.500	3	8	11	10.3	2	3	2	0	0	18	16.8
vs LSU	11/22/2022	*	33:60	1-6	.167	0-0	.000	1-4	.250	5	5	10	10.2	1	2	1	1	0	3	14.0
vs Nevada	11/23/2022	*	35:27	4-11	.364	0-0	.000	1-3	.333	2	7	9	10.0	3	2	2	1	0	9	13.2
at Marshall	11/30/2022	*	28:17	4-12	.333	0-0	.000	2-4	.500	4	10	14	10.6	4	2	2	0	1	10	12.7
Muskingum	12/04/2022	*	22:46	3-3	1.000	0-0	.000	2-4	.500	1	3	4	9.8	0	2	2	1	2	8	12.1
Jackson St.	12/11/2022	*	33:48	7-7	1.000	0-0	.000	3-4	.750	1	8	9	9.7	0	5	0	3	1	17	12.7
Wright St.	12/14/2022	*	24:04	4-9	.444	0-0	.000	0-0	.000	5	10	15	10.2	4	2	3	0	0	8	12.2
Maine	12/19/2022	*	24:17	7-12	.583	0-0	.000	0-0	.000	2	6	8	10.0	0	2	3	1	0	14	12.4
at Bradley	12/22/2022	*	31:02	5-12	.417	0-0	.000	1-3	.333	5	5	10	10.0	1	0	4	0	2	11	12.3
Concord	12/30/2022	*	24:11	7-8	.875	0-0	.000	4-10	.400	3	7	10	10.0	3	2	2	2	0	18	12.7
NIU	01/03/2023	*	30:32	10-18	.556	0-0	.000	7-10	.700	4	11	15	10.4	1	2	3	0	3	27	13.7
at Ball St.	01/06/2023	*	33:44	9-13	.692	0-0	.000	5-6	.833	5	9	14	10.6	4	1	4	2	2	23	14.3
at Bowling Green	01/10/2023	*	33:17	6-11	.545	0-1	.000	9-10	.900	3	13	16	10.9	2	1	1	1	0	21	14.8
Eastern Mich.	01/13/2023	*	20:34	5-7	.714	0-0	.000	10-11	.909	3	6	9	10.8	2	1	2	1	0	20	15.1
at Central Mich.	01/17/2023	*	22:52	2-4	.500	0-0	.000	4-6	.667	2	7	9	10.7	5	0	2	1	1	8	14.7
at Western Mich.	01/21/2023	*	36:00	3-7	.429	0-0	.000	0-0	.000	4	7	11	10.7	2	2	0	3	1	6	14.2
Miami (OH)	01/24/2023	*	24:10	5-7	.714	0-0	.000	3-4	.750	3	5	8	10.6	5	2	2	1	0	13	14.2
Ohio	01/28/2023	*	37:46	14-18	.778	0-0	.000	4-9	.444	4	11	15	10.8	1	2	3	0	0	32	15.0
at Buffalo	01/31/2023	*	36:26	9-15	.600	0-0	.000	0-2	.000	1	8	9	10.7	2	2	2	2	0	18	15.1
Kent St.	02/03/2023	*	37:01	4-6	.667	1-1	1.000	10-12	.833	3	14	17	11.0	1	3	2	3	0	19	15.3
Toledo	02/07/2023	*	28:29	5-11	.455	0-0	.000	0-1	.000	4	8	12	11.0	4	3	2	0	0	10	15.1
at Ohio	02/10/2023	*	36:09	10-16	.625	0-0	.000	1-6	.167	7	5	12	11.1	0	1	3	3	0	21	15.3
at Eastern Mich.	02/14/2023	*	29:11	9-11	.818	0-0	.000	4-7	.571	4	11	15	11.2	3	1	1	1	0	22	15.6
Buffalo	02/18/2023	*	30:22	7-13	.538	0-0	.000	7-9	.778	2	8	10	11.2	2	4	2	2	1	21	15.8
at Toledo	02/21/2023	*	32:35	7-9	.778	0-0	.000	4-8	.500	2	7	9	11.1	0	0	1	0	1	18	15.9
Western Mich.	02/25/2023	*	31:02	7-9	.778	0-0	.000	3-6	.500	1	9	10	11.1	2	3	3	1	0	17	15.9
Ball St.	02/28/2023	*	35:57	10-16	.625	0-0	.000	4-6	.667	3	9	12	11.1	2	2	3	0	1	24	16.2
at Kent St.	03/03/2023	*	42:46	10-18	.556	0-0	.000	5-8	.625	2	10	12	11.1	3	2	1	1	0	25	16.5
vs Buffalo	03/09/2023	*	21:49	8-10	.800	0-0	.000	3-4	.750	2	5	7	11.0	4	0	2	1	0	19	16.5
Totals		32	990:01	209-340	.615	1-3	.333	110-179	.615	103	249	352	11.0	72	62	68	36	19	529	16.5

CAREER STATS

SEASON	TEAM	GP-GS	MIN/AVG	Field Goals		3-Point		F-Throws		Rebounds				Scoring						
				FG-FGA	FG%	3FG-3FGA	3FG%	FT-FTA	FT%	OFF	DEF	TOT	AVG	PF-FO	A	TO	BLK	STL	PTS	AVG
2019-20	UA	7-0	13/1.9	1-1	1.000	0-0	.000	3-4	.750	1	3	4	0.6	1-0	0	0	1	0	5	0.7
2020-21	UA	23-20	517/22.5	77-104	.740	0-0	.000	27-41	.659	65	146	211	9.2	58-0	7	34	44	12	181	7.9
2021-22	UA	34-34	981/28.8	175-263	.665	0-3	.000	100-154	.649	111	256	367	10.8	100-4	46	64	41	16	450	13.2
2022-23	UA	32-32	990/30.9	209-340	.615	1-3	.333	110-179	.615	103	249	352	11.0	72-2	62	68	36	19	529	16.5
TOTAL		96-86	2501/26.1	462-708	.653	1-6	.167	240-378	.635	280	654	934	9.7	231-6	115	166	122	47	1165	12.1

Single Game Highs

Statistic	Value	
Points	32	vs Ohio 01/28/23
Rebounds	21	vs Malone 12/19/20
Assists	6	vs South Dakota St. 11/07/22
Steals	3	vs NIU 01/03/23
Blocks	5	at Central Mich. 01/25/22, at Western Mich. 02/15/22
FG Made	14	vs Ohio 01/28/23
FG Attempts	18	vs NIU 01/03/23, vs Ohio 01/28/23, at Kent St. 03/03/23
3FG Made	1	vs Kent St. 02/03/23
3FG Attempts	1	6 times
FT Made	10	vs Eastern Mich. 01/13/23, vs Kent St. 02/03/23
FT Attempts	12	vs Marshall 12/01/21, vs Kent St. 02/03/23



34 • NATE JOHNSON • FR • F • LIBERTY TWP, OHIO



SEASON STATS

Opponent	Date	GS	MIN	Total		3-Pointers		Free throws		Rebounds				PF	A	TO	BLK	STL	PTS	AVG
				FG-FGA	PCT	3FG-3FGA	PCT	FT-FTA	PCT	OFF	DEF	TOT	AVG							
South Dakota St.	11/07/2022		25:09	3-4	.750	1-2	.500	0-0	.000	0	2	2	2.0	2	1	0	1	1	7	7.0
vs Mississippi St.	11/11/2022		18:51	0-2	.000	0-2	.000	0-0	.000	0	1	1	1.5	1	0	0	0	0	0	3.5
Morgan St.	11/15/2022		21:20	4-6	.667	2-2	1.000	1-2	.500	1	1	2	1.7	2	1	1	0	2	11	6.0
vs Western Ky.	11/21/2022		29:08	3-3	1.000	3-3	1.000	0-0	.000	2	3	5	2.5	2	1	2	0	1	9	6.8
vs LSU	11/22/2022		20:20	0-2	.000	0-0	.000	0-0	.000	5	2	7	3.4	0	0	2	0	0	0	5.4
vs Nevada	11/23/2022		19:18	1-3	.333	0-1	.000	0-0	.000	0	3	3	3.3	4	0	1	0	2	2	4.8
at Marshall	11/30/2022	*	23:59	0-4	.000	0-1	.000	0-0	.000	2	3	5	3.6	1	0	2	0	0	0	4.1
Muskingum	12/04/2022		13:28	4-6	.667	1-2	.500	0-0	.000	1	2	3	3.5	2	0	1	0	0	9	4.8
Jackson St.	12/11/2022		11:27	0-3	.000	0-2	.000	0-0	.000	0	1	1	3.2	0	1	1	0	1	0	4.2
Wright St.	12/14/2022		12:38	0-1	.000	0-0	.000	0-0	.000	0	3	3	3.2	0	1	2	0	1	0	3.8
Maine	12/19/2022		17:36	0-1	.000	0-0	.000	1-2	.500	1	0	1	3.0	2	1	0	0	1	1	3.5
at Bradley	12/22/2022		15:26	0-2	.000	0-1	.000	0-0	.000	0	3	3	3.0	0	0	2	0	0	0	3.3
Concord	12/30/2022		15:48	4-6	.667	1-2	.500	0-0	.000	0	1	1	2.8	1	0	1	0	4	9	3.7
NIU	01/03/2023		29:53	3-6	.500	1-2	.500	1-2	.500	1	1	2	2.8	1	0	0	0	0	8	4.0
at Ball St.	01/06/2023		17:21	2-3	.667	0-0	.000	2-2	1.000	0	1	1	2.7	5	1	1	0	0	6	4.1
at Bowling Green	01/10/2023		15:16	0-1	.000	0-0	.000	2-2	1.000	1	3	4	2.8	4	1	0	0	0	2	4.0
Eastern Mich.	01/13/2023		13:50	2-4	.500	0-2	.000	0-0	.000	1	4	5	2.9	2	2	0	0	0	4	4.0
at Central Mich.	01/17/2023		21:28	2-5	.400	1-4	.250	0-0	.000	1	2	3	2.9	0	1	2	0	3	5	4.1
at Western Mich.	01/21/2023		11:01	1-2	.500	1-1	1.000	0-0	.000	0	0	0	2.7	1	0	0	0	0	3	4.0
Miami (OH)	01/24/2023		17:50	1-3	.333	0-1	.000	0-0	.000	2	2	4	2.8	2	2	0	0	0	2	3.9
Ohio	01/28/2023		22:25	1-1	1.000	1-1	1.000	0-0	.000	1	3	4	2.9	0	3	2	0	1	3	3.9
at Buffalo	01/31/2023		19:25	4-5	.800	2-2	1.000	0-0	.000	2	4	6	3.0	2	1	3	0	0	10	4.1
Kent St.	02/03/2023		18:52	0-1	.000	0-1	.000	1-2	.500	0	0	0	2.9	2	1	0	0	2	1	4.0
Toledo	02/07/2023		13:22	0-1	.000	0-0	.000	0-0	.000	0	0	0	2.8	2	0	1	0	0	0	3.8
at Ohio	02/10/2023		27:41	2-4	.500	1-2	.500	0-0	.000	1	4	5	2.8	2	2	3	0	2	5	3.9
at Eastern Mich.	02/14/2023	*	31:08	5-11	.455	3-6	.500	0-0	.000	3	4	7	3.0	1	2	0	0	1	13	4.2
Buffalo	02/18/2023	*	26:38	5-6	.833	1-1	1.000	0-0	.000	0	2	2	3.0	2	0	0	0	1	11	4.5
at Toledo	02/21/2023	*	28:44	2-5	.400	0-2	.000	0-0	.000	2	6	8	3.1	1	2	2	0	2	4	4.5
Western Mich.	02/25/2023	*	30:17	6-8	.750	1-3	.333	0-1	.000	2	1	3	3.1	3	2	0	0	4	13	4.8
Ball St.	02/28/2023		21:24	0-2	.000	0-2	.000	2-2	1.000	0	0	0	3.0	1	2	0	0	2	2	4.7
at Kent St.	03/03/2023		18:12	2-2	1.000	0-0	.000	0-0	.000	0	3	3	3.0	1	0	0	0	3	4	4.6

CAREER STATS

		Field Goals		3-Point		F-Throws		Rebounds				Scoring									
SEASON	TEAM	GP-GS	MIN/AVG	FG-FGA	FG%	3FG-3FGA	3FG%	FT-FTA	FT%	OFF	DEF	TOT	AVG	PF	FO	A	TO	BLK	STL	PTS	AVG
2022-23	UA	32-5	650/20.3	58-115	.504	21-50	.420	10-15	.667	29	67	96	3.0	52	-1	29	31	1	34	147	4.6
TOTAL		32-5	650/20.3	58-115	.504	21-50	.420	10-15	.667	29	67	96	3.0	52	-1	29	31	1	34	147	4.6

Single Game Highs

Statistic	Value	
Points	13	at Eastern Mich. 02/14/23, vs Western Mich. 02/25/23
Rebounds	8	at Toledo 02/21/23
Assists	3	vs Ohio 01/28/23
Steals	4	vs Concord 12/30/22, vs Western Mich. 02/25/23
Blocks	1	vs South Dakota St. 11/07/22
FG Made	6	vs Western Mich. 02/25/23
FG Attempts	11	at Eastern Mich. 02/14/23
3FG Made	3	vs Western Ky. 11/21/22, at Eastern Mich. 02/14/23
3FG Attempts	6	at Eastern Mich. 02/14/23
FT Made	2	at Ball St. 01/06/23, at Bowling Green 01/10/23, vs Ball St. 02/28/23
FT Attempts	2	7 times



JOHN GROCE

Head Coach

Sixth Season at Akron

15th Season Overall

Taylor '94

Groce became the Akron Zips 22nd head coach on April 6, 2017. He completed his fifth season at Akron with a 94-59 overall record, including a 63-25 mark over the last three seasons.

In Mid-American Conference play, the Zips are 54-38 under Groce and 40-16 over the last three years, owning the best winning percentage (.714) in the league.

Groce has a long track record of building championship caliber teams and

all-around successful young men. The program's mission "to be impactful", and the vision "OneAkron", resonates with everyone involved in the program as he is notorious for saying "It takes a village."

In 2022, The University of Akron basketball program claimed the 2022 MAC Men's Basketball Tournament Championship and advanced to the 2022 NCAA Tournament for the fifth time in program history. Akron entered NCAA Tournament as a No. 13 seed and played against the No. 4 seed UCLA Bruins in the First Round of the East Region at the Moda Center in Portland, Oregon on March 17, 2022. The Zips fell 57-53. Akron won eight consecutive games entering the NCAA Tournament, including the last five regular season games and the three MAC Tournament games. The Zips finished the season with a 24-10 overall record and 14-6 record in league play.

In 2020, the Zips matched the best regular season record in program history at 24-7. Groce led the Zips to five consecutive Mid-American Conference Tournaments, earning the No. 4 seed and defeating fifth-seeded Buffalo (70-68) in the quarterfinal round, top-seeded Toledo (70-62) in the semifinal round and second-seeded Kent State (75-55) in the finals. Akron earned No. 1 seed in 2020 - the 2020 MAC Tournament was canceled due to the COVID-19 pandemic.

During his 27-year coaching career, he has helped coach teams to 19 postseason appearances in 24 opportunities, including six regular season conference championships, eight conference tournament championships, a National Runner-up, an Elite 8, an NCAA Sweet 16 and seven Round of 32 appearances. Over 27 years his teams have not only shown consistent success on the court but have demonstrated sustained excellence in the classroom as well.

Prior to joining the Zips, Groce was head men's basketball coach at the University of Illinois for five seasons. During his tenure at Illinois, he led the Illini to an average of 19 wins per season along with postseason appearances in four of his five years in Champaign, owning a 95-75 record.

He arrived at Illinois after four seasons as head coach at Ohio University, where he led the Bobcats to an 85-56 overall record as well as Mid-American Conference Tournament titles and NCAA Tournament appearances in 2010 and 2012. Groce pursued building a championship program in all phases. There were signature wins on the court, player development improvements, recruiting success, and achievement in the classroom as well.

Ohio was the story of the 2012 Tournament, advancing to the Sweet 16 as a No. 13 seed with victories over No. 4 seed Michigan followed by No. 12 seed South Florida. The Bobcats made a strong push for the Elite Eight before falling to No. 1 seed North Carolina in overtime in the regional semifinal. It marked just the second time in Ohio's school history and first since 1964 that the Bobcats won multiple games in the NCAA Tournament. Ohio finished the 2012 season with a school-record 29 wins and was known for its pressure defense, ranking second nationally in turnover percentage and third in steals percentage.

Ohio also made noise in the 2010 postseason. Playing in the school's first NCAA Tournament game in five seasons, the Bobcats received a No. 14 seed and defeated No. 3 seed Georgetown. With the 2010 and 2012 NCAA performances, Ohio became just the sixth school ever to win Tournament games as both a 13 and 14 seed.

Groce earned his first head-coaching job at Ohio following four seasons on Thad Matta's staff at Ohio State from 2005-08, the first two as assistant coach and last two as associate head coach. During Groce's time in Columbus the Buckeyes amassed a record of 105-35, advanced to the NCAA Championship game in 2007 and second round in 2006, claimed back-to-back outright Big Ten Championships in 2006 and 2007 and won the NIT in 2008.

Groce played a key role in recruiting many of the top players at Ohio State and was named Rivals' 2006 National Recruiter of the Year.

Groce earned a bachelor's degree in mathematics from Taylor in 1994. He and his wife, Allison, have two sons, Conner and Camden, and a daughter, Cate.

THE JOHN GROCE FILE

COACHING EXPERIENCE

2018-present	Akron	Head Coach
2013-17	Illinois	Head Coach
2009-12	Ohio	Head Coach
2007-08	Ohio State	Associate Head Coach
2005-06	Ohio State	Assistant Coach
2002-04	Xavier	Assistant Coach
2001	Butler	Assistant Coach
1997-00	N.C. State	Assistant Coach
1994-96	Taylor	Assistant Coach

YEAR-BY-YEAR COACHING RECORD

Year	Team	Overall	Conference	Finish/Postseason
2008-09	Ohio	15-17 (.468)	7-9 (.438)	6th East
2009-10	Ohio	22-15 (.595)	7-9 (.438)	5th East, NCAA Second Round
2010-11	Ohio	19-16 (.543)	9-7 (.563)	3rd East, CIT Quarterfinals
2011-12	Ohio	29-8 (.784)	11-5 (.688)	3rd East, NCAA Sweet 16
Ohio Totals (4 seasons)		85-56 (.603)	34-30 (.531)	
2012-13	Illinois	23-13 (.639)	8-10 (.444)	T7th, NCAA Third Round
2013-14	Illinois	20-15 (.571)	7-11 (.389)	T8th, NIT Second Round
2014-15	Illinois	19-14 (.576)	9-9 (.500)	T7th, NIT First Round
2015-16	Illinois	15-19 (.441)	5-13 (.278)	12th
2016-17	Illinois	18-14 (.563)	8-10 (.444)	9th
Illinois (5 seasons)		97-76 (.561)	37-53 (.411)	
2017-18	Akron	14-18 (.438)	6-12 (.333)	6th East
2018-19	Akron	17-16 (.515)	8-10 (.444)	4th East
2019-20	Akron	24-7 (.770)	14-4 (.760)	1st, MAC Champions
2020-21	Akron	15-8 (.667)	12-6 (.667)	3rd MAC
2021-22	Akron	24-10 (.714)	14-6 (.727)	t-3rd MAC y, NCAA First Round
2022-23	Akron	22-10 (.667)	13-5 (.800)	3rd MAC,
Akron (5 seasons)		116-69 (.619)	67-43 (.597)	
Career Totals (12 seasons)		237-201 (.593)	138-126 (.513)	

BIRTHDATE: Sept. 7, 1971 **EDUCATION:** Taylor University, B.S. in mathematics, 1994
HOMETOWN: Danville, Ind. **PLAYING CAREER:** 1991-93 Basketball (Taylor)
FAMILY: Wife- Allison, Children- Conner, Camden, and Cate



Groce ALL-Time Record vs Opponents

THE NUMBERS ON AKRON HOOPS...

4 Akron has won three MAC tournament titles to represent the league in the NCAA Tournament.

17 The number of times the Zips have finished in the top-three in the MAC East since divisional play began during the 1997-98 season.

19 Only 10 teams had at least 19 wins every season since the start of the 2004-05 campaign, including the Zips.

21 Akron was one of just four programs in all of Division I basketball to post at least 21 wins in 12 straight-seasons.

88 Akron has posted 88 winning seasons in 122 years of basketball.

86.6 The Zips have a home winning percentage of 86.6 since the start of the 2004-05 campaign (257-39).

143 The number of wins in league play the Zips have posted since the start of the 2012 MAC schedule 143-68, .696).

222 Akron has posted 222 wins in conference play since the 2004-05 season (222-100). The Zips' 222 wins are the most in the league during that stretch.

257 Akron has posted 257 home wins since the 2004-05 campaign (257-39, .866).

432 The number of wins the Zips have posted since the start of the 2004-05 season, the most victories in the MAC.

721 The number of consecutive games that Akron has made at least one 3-point basket.

1,695 The Zips have won 1,695 games in their 122 seasons of basketball. Akron was the 56th Division I program to post 1,500 all-time wins.

Opponent	UA W-L	TOT W-L
Akron	0-0	6-4
Alabama	0-0	0-1
Alabama State	1-0	2-0
American	0-0	1-0
Appalachian State	1-1	1-1
Arkansas State	0-0	1-0
Auburn	0-0	2-0
Austin Peay	0-0	2-1
BYU	0-0	1-0
Ball State	6-4	9-7
Baylor	0-0	1-0
Boston U.	0-0	1-0
Bowling Green	9-3	12-9
Bradley	0-1	1-1
Brown	0-0	1-0
Bucknell	0-0	1-0
Buffalo	6-8	11-12
Butler	0-0	1-0
Carnegie Mellon	1-0	1-0
Cedarville	2-0	2-0
Central Michigan	7-1	10-3
Chaminade	0-0	1-0
Chattanooga	1-0	1-1
Chicago State	1-0	3-0
Clemson	0-1	0-2
Cleveland State	1-0	1-0
Colgate	0-0	1-0
Colorado	0-0	1-0
Concord	3-0	3-0
Coppin State	0-0	1-0
Dartmouth	0-0	1-0
Davidson	0-1	0-1
Dayton	0-1	0-1
Delaware	0-0	2-1
Detroit Mercy	1-0	2-0
Eastern Kentucky	0-0	2-1
Eastern Michigan	9-3	11-5
East Tennessee State	0-0	0-1
Elon	0-0	1-0
Evansville	1-0	1-0
Fordham	0-1	0-1
Florida State	0-0	0-1
Florida A&M	1-0	1-0
Gardner-Webb	0-0	1-0
George Mason	0-0	0-1
Georgetown	0-0	1-0
Georgia Southern	0-0	1-0
Georgia Tech	0-0	1-1
Gonzaga	0-0	1-0
Hampton	0-0	1-0
Hawaii	0-0	1-0
Holy Cross	0-0	1-0
Illinois State	0-1	2-1
Indiana	0-0	3-6
Indiana State	0-0	2-0
Iowa	0-0	4-4
Iowa State	0-0	0-1
IPFW	1-1	2-1
IUPUI	0-0	2-1
Jacksonville State	1-0	2-0
Kansas	0-0	0-1
Kennesaw State	0-0	2-0
Kent State	7-6	11-11
Lamar	0-0	2-1
Louisville	0-1	0-3
Liberty	0-1	0-1
LSU	0-1	0-1
Maine	1-0	1-0
Malone	3-0	3-0
Marietta	0-0	1-0
Massachusetts	1-0	1-0
Marshall	2-2	4-5
Maryland	0-0	1-3
McKendree	0-0	1-0
Merrimack	1-0	1-0
Miami (Fla.)	0-0	0-2
Miami (Ohio)	8-3	14-6
Michigan	0-0	3-9
Michigan State	0-0	3-4
Middle Tennessee	0-0	1-0
Minnesota	0-0	6-3
Mississippi State	0-1	0-1
Mississippi Valley State	1-0	1-0
Missouri	0-0	4-1
Morgan State	1-0	2-0
Muskingum	0-0	0-0
Nebraska	0-0	5-3
Nevada	0-2	0-2
Norfolk State	0-0	2-0
North Carolina	0-0	0-1
North Carolina Central	1-0	1-0
North Carolina A&T	0-0	2-0
North Carolina State	0-0	1-0
North Dakota State	0-0	1-0
North Florida	0-0	0-1
Northern Illinois	5-3	9-3
Northern Iowa	0-0	1-0
Northern Kentucky	0-0	1-0
Northwestern	0-0	5-3
Notre Dame	0-0	0-1
Oakland	0-0	1-1
Ohio	7-5	7-5
Ohio Valley	0-0	1-0
Ohio State	0-1	2-7
Oregon	0-0	0-2
Penn State	0-0	4-3
Pittsburgh	0-0	0-1
Point Park	1-0	1-0
Portland	0-0	1-0
Princeton	0-1	0-1
Providence	0-0	0-1
Purdue	0-0	3-5
Robert Morris	0-0	0-3
Rutgers	0-0	3-1
St. Bonaventure	1-1	1-2
St. Francis (N.Y.)	0-0	2-0
St. Francis (Pa.)	0-0	1-0
Santa Clara	0-0	1-0
South Carolina Upstate	1-0	1-0
South Dakota	0-0	1-0
South Dakota State	1-0	1-0
South Florida	0-0	1-0
Southeast Missouri	0-0	1-0
Southern	2-0	2-0
Temple	0-0	0-1
Tennessee	0-0	0-1
Tennessee-Martin	1-0	2-0
Tennessee State	1-0	1-0
Texas A&M-Corpus Christi	0-0	1-0
Toledo	1-8	6-9
Towson	0-0	0-0
Tulane	1-0	1-0
Tulsa	0-0	1-1
UAB	0-0	1-0
UIC	0-0	2-0
UNC Asheville	0-0	1-0
UNLV	0-0	1-0
USC	0-1	1-1
VCU	0-0	1-0
Valparaiso	0-0	2-0
Villanova	0-0	0-1
West Virginia	0-1	0-2
Western Carolina	0-0	2-0
Western Kentucky	1-0	1-0
Western Michigan	8-2	11-4
Wheeling	1-0	1-0
William & Mary	0-0	1-0
Winthrop	0-0	1-1
Wisconsin	0-0	0-8
Wright State	2-0	4-0
Xavier	0-0	0-1
Yale	0-0	1-0
Youngstown State	1-0	1-0
TOTAL	116-69	298-201



LAST TIME AKRON...

Scored 50+ points in a half: 7x Most: vs Point Park (50), 11/13/21 (2nd)
Scored 55+ points in a half: vs. Detroit (58), 12/18/13 (2nd)
Scored 60+ points in a half: vs. Denison (70), 12/7/05 (1st)
Scored 90+ Points: vs. Youngstown State (98), 11/10/18
Scored 90+ Points (MAC): Buffalo (91) 1/28/17
Scored 100+ Points: vs. Point Park (102), 11/13/21
Scored 100+ Points (MAC): at Northern Illinois (101, 2ot), 1/29/03
Scored 110+ Points: vs. Ball State (106, 2ot), 1/27/18
Scored 110+ Points (MAC): vs. Ball State (111, 2ot), 1/27/18
Scored 120+ Points: vs. Denison (123), 12/7/05
Scored 50 points or less: at Gonzaga (43), 12/10/16
Scored 50 points or less (MAC): vs. Ohio (50), 2/22/14
Scored 100 points in consecutive games: vs. Ball State (105, ot), 1/4/03; at Ohio (104, 4ot), 1/8/03
Scored 100 points in 3+ consecutive games: vs. Central Connecticut (100), 12/3/67; vs. Marietta (100), 12/10/67; at Heidelberg (102), 12/13/67
Won a game by 20+ points: vs. Radford (47, 88-41), 11/17/16
Won a game by 30+ points: vs. Chicago State (41, 87-46), 11/16/18
Won by one point: at Buffalo (91-90), 1/28/17
Lost by one point: at Northern Illinois (80-79), 2/13/16
Consecutive games decided by one point: at Bowling Green (W, 69-68), 1/31/15; at Ohio (L, 83-82), 2/4/15
Made 35+ field goals: vs. Point Park (36), 11/13/21
Made 40+ field goals: vs. Denison (46), 12/7/05
Made 45+ field goals: vs. Denison (46), 12/7/05
Made 50+ field goals: vs. Hiram (57), 2/25/61
Shot over 50% from the field: vs. Point Park (.500, 36-72), 11/13/21
Shot over 60% from the field: at IPFW (.643, 36-56), 3/19/14
Shot over 65% from the field: at Kent State (.660, 33-55), 1/24/98
Shot under 30% from the field: at North Dakota State (.298, 17-57), 12/16/14
Made 10+ 3-pointers: vs. Point Park (13) 11/13/21
Made 15+ 3-pointers (4x Last): at Eastern Michigan (18) 2/10/17
Made 20+ 3-pointers: vs. BGSU (20) 3/1/16
Made 0 3-pointers: vs. Purdue, 12/7/00
Shot over 50% from 3-point (10 att): vs. Buffalo (.591, 13-22), 2/24/17
Shot over 60% from 3-point (10 att): at Ohio (.600, 9-15), 1/12/14
Shot over 70% from 3-point (10 att): vs. Ohio (.750, 9-12), 3/10/12
Shot over 75% from 3-point (8 att): vs. Northern Ill. (.778, 7-9), 2/19/90
Made 20+ free throws: vs. Buffalo (20), 2/24/17
Made 25+ free throws: vs. Buffalo (26), 1/28/17
Made 30+ free throws: vs. Youngstown State (35), 12/21/07
Made 35+ free throws: vs. Youngstown State (35), 12/21/07
Made 40+ free throws: vs. Ball State (.905, 19-of-21), 1/27/18
Shot 100% from foul line (min. 10 att.): vs. Bowling Green (10-10), 2/21/17
Had 15+ steals: vs. Bluffton (17), 12/20/14
Had 20+ steals: vs. Tiffin (20), 11/19/06
Had 20+ assists: at Ohio (21), 2/27/13
Had 25+ assists: vs. North Carolina Central (26), 12/8/07
Had 30+ assists: vs. Denison (31), 12/7/05
Had 50+ rebounds: vs. Arkansas-Pine Bluff (50), 12/18/12
Had 60+ rebounds: vs. Coppin State (61), 1/2/13
Won rebounds by +20: vs. Coppin State (29, 61-32), 1/2/13
Lost rebounds by +20: vs. Canisius (20, 27-47), 11/15/08
Had 10+ blocked shots: at Buffalo (10), 2/16/16
Had 15+ blocked shots: vs. Kent State (15), 3/12/11
Had 5 or fewer turnovers: vs. Youngstown State (5), 11/10/18
Had 10 or fewer turnovers: at Western Michigan (8), 1/24/17
Had 20+ turnovers: vs. Miami (Ohio) (20), 2/21/15
Had 25+ turnovers: vs. Arkansas-Pine Bluff (25), 12/18/12
Won in overtime: at Ohio (83-80, 2OT), 1/12/14
Lost in overtime: vs. Ohio State (NIT: 72-63), 3/15/16
Played in two overtimes: vs. Ball State (L, 111-106, 2ot), 1/27/18
Played in three overtimes: vs. Xavier (L, 113-111), 12/21/96
Played in four overtimes: at Ohio (L, 112-104), 1/8/02
Played in five overtimes: at Eastern Kentucky (W, 88-86), 1/26/84
Played consecutive overtime games: vs. Ball State (W, 105-104, ot), 1/4/03; at Ohio (L, 112-104, 4ot), 1/8/03
Overcame a 10+ point deficit to win: Trailed 38-27 vs. CMU, won 89-85, 11/10/17
Overcame a 15+ point deficit to win: Trailed 52-37 at NIU, won 76-73, 1/31/17
Overcame a 20+ point deficit to win: Trailed 32-12 vs. Buffalo, won 68-64, 1/26/13

LAST TIME AN OPPONENT...

Scored 50+ points in a half: vs. Davidson (52), 12/25/17 (2nd)
Scored 55+ points in a half: vs. USC (55), 12/22/17 (2nd)
Scored 60+ points in a half: at Louisville (65), 12/10/05 (2nd)
Scored 90+ Points: Davidson (90), 12/25/17
Scored 90+ Points (MAC): Buffalo (90), 1/28/17
Scored 100+ Points: at Louisville (111), 12/10/05
Scored 100+ Points (MAC): at Northern Illinois (100, 2ot), 1/29/03
Scored 110+ Points: at Louisville (111), 12/10/05
Scored 110+ Points (MAC): vs. Ball State (111, 2ot), 1/27/18
Scored 120+ Points: at Eastern Kentucky (122), 1/19/80
Scored 50 points or less: vs. Radford (41), 1/28/17
Scored 50 points or less (MAC): vs. Miami (46), 1/23/16
Scored 100 points in consecutive games: vs. Ball State (104, ot), 1/4/03; at Ohio (112, 4ot), 1/8/03
Scored 100 points in consecutive games (MAC): vs. Ball State (104, ot), 1/4/03; at Ohio (112, 4ot), 1/8/03
Scored 100 points in 3+ consecutive games: Never
Won a game by 20+ points: vs. USC (31, 84-53), 12/21/17
Won a game by 30+ points: at South Carolina (32, 78-45), 12/28/13
Made 35+ field goals: at Buffalo (38), 2/19/14
Made 40+ field goals: at Louisville (40), 12/10/05
Made 45+ field goals: at Marshall (47), 12/21/51
Made 50+ field goals: Never
Shot over 50% from the field: vs. Davidson (.532, 33-62), 12/25/17
Shot over 60% from the field: at IPFW (.600, 33-55), 3/19/14
Shot over 65% from the field: vs. Ohio (.652, 30-46), 2/12/94
Shot under 30% from the field: vs. Western Michigan (.259, 14-54), 3/11/15
Made 10+ 3-pointers: Davidson (13), 12/25/17
Made 15+ 3-pointers 2x Most: vs. Marshall (12), 12/17/16
Made 0 3-pointers: at Valparaiso, 11/18/11
Shot over 50% from 3-point (10 att): vs. Eastern Michigan (.529, 9-17), 1/19/16
Shot over 60% from 3-point (10 att): at Ohio (.611, 11-18), 2/4/15
Shot over 70% from 3-point (10 att): vs. Toledo (.786, 11-14), 1/20/93
Shot over 75% from 3-point (10 att): at Toledo (.818, 9-11), 1/9/15
Made 20+ free throws: vs. USC (20), 12/25/17
Made 25+ free throws: at Kent State (25), 3/6/15
Made 30+ free throws: at Saint Mary's (32), 11/12/13
Made 35+ free throws: vs. Toledo (36, ot), 3/10/09
Made 40+ free throws: Never
Shot 90% from foul line: vs. Ohio (.900, 18-20), 2/27/15
Shot 100% from foul line (min. 10 att.): at Florida State (10-10), 3/18/08
Had 15+ steals: vs. Arkansas-Pine Bluff (18), 12/18/12
Had 20+ steals: Never
Had 20+ assists: at IPFW (20), 3/19/14
Had 25+ assists: at Northwestern (25), 3/13/12
Had 30+ assists: at Louisville (31), 12/10/05
Had 50+ rebounds: vs. Western Michigan (51), 3/11/11; (50), 1/8/16)
Had 10+ blocked shots: vs. VCU (10), 2/23/08
Had 15+ blocked shots: Never
Had 5 or fewer turnovers: vs. Miami (Ohio) (5), 3/10/07
Had 10 or fewer turnovers 3x Least: vs. UMES (8), 12/22/16
Had 20+ turnovers: vs. Radford (22), 2/14/15
Had 30+ turnovers: vs. Canisius (30), 11/15/08
Overcame a 10+ point deficit to win: YSU trailed 41-30 and won 90-82, 11/12/16
Overcame a 15+ point deficit to win: Western Michigan trailed 37-19 and won 64-60 in overtime, 3/14/14



LAST TIME AN AKRON PLAYER...

SCORING

Scored 20+ Points: Xavier Castaneda (23), vs. Eastern Michigan 1/13/23
Scored 25+ Points: Enrique Freeman (27), vs. Northern Illinois 1/3/23
Scored 30+ Points: Xavier Castaneda (31), vs. South Dakota State, 11/7/22
Scored 35+ Points: Romeo Travis (37), vs. Bowling Green, 2/24/07
Scored 40+ Points: Derrick Tarver (44), vs. Wright State, 12/30/03
Scored 45+ Points: Jimond Ivey (48), vs. Ball State, 1/27/18
Scored 50+ Points: Never
Two players had 20+ points: Xavier Castaneda (43) and Enrique Freeman (22) vs Eastern Michigan, 1/13/23
Three players had 20+ points: Nikola Cvetinovic (27); Brett McClanahan (22); Zeke Marshall (22), vs. Youngstown State, 11/20/10
Two players had 25+ points: Kwan Cheatham (31); Isaiah Johnson (27), UB, 1/28/17
Two players had 30+ points: Rashon Brown (31); David Falknor (30), vs. Western Michigan, 3/4/02
Scored 20+ points, half: Derrick Tarver (27), vs. Wright State, 12/30/03 (1st)
Scored 20+ points in five-straight games: Derrick Tarver (6), 1/10/04-1/28/04
Scored 20+ points in 10+ straight games: Joe Jakubick (17), 1/9/84-3/3/84
Scored in double figures in 10+ straight games: Isaiah Johnson (13), 1/12-2/23/16
Scored in double figures in 15+ straight games: Demetrius "Tree" Treadwell (22), 1/8/14-11/14/14
Scored in double figures in 30+ straight games: Joe Jakubick (30), 3/11/82-3/3/84
All five starters scored in double figures: 2x Isaiah Johnson (15), Antino Jackson (13), Jimond Ivey (13), Kwan Cheatham, Jr. (10), Tavian Dunn-Martin (10); vs. UMS, 12/22/16
Kwan Cheatham (20), Noah Robotham (14), Isaiah Johnson (13), Jimond Ivey (13), and Antino Jackson (12) vs. Western Michigan 1/24/17
5 players scored in double figures Last: Xavier Castaneda (23), Enrique Freeman (20), Sammy Hunter (14), Trendon Hankerson (13), Greg Tribble (10), Amani Lyles (10); vs. Eastern Michigan 1/13/23
6 players scored in double figures: Xavier Castaneda (23), Enrique Freeman (20), Sammy Hunter (14), Trendon Hankerson (13), Greg Tribble (10), Amani Lyles (10); vs. Eastern Michigan 1/13/23
7 players scored in double figures: Bubba Walther (21), Zach Sowers (12), Matt Futch (11), Nick Dials (10), Dru Joyce (10), Romeo Travis (10), John Rybak (10); vs. Denison, 12/7/05
DOUBLE-DOUBLES
Had a double-double: Jimond Ivey (24 pts., 13 Rebs) vs Chattanooga 11/28/17
Two players with a double-double: Jimond Ivey (14 pts., 12 rebs.), Isaiah Johnson (10 pts., 10 rebs.); vs. Kent State, 3/3/17
Three players with a double-double: Kwan Cheatham, Jr. (16 pts., 12 Rebs); Isaiah Johnson (14 pts, 10 Rebs); Jimond Ivey (12 pts, 11 Rebs) all vs American 11/12/16
20-point, 10-rebound double-double: Enrique Freeman (21 pts., 13 rebs.), vs. BGSU, 1/10/23
25-point, 10-rebound double-double: Enrique Freeman (27 pts., 15 rebs.), vs. NIU 1/3/23
Double-double in points and assists: Dru Joyce (12 pts., 13 ast.), vs. Hampton, 11/27/04
Had a triple-double: Never
SHOOTING
Made 10+ field goals: Emmanuel Olojakpoke (10), vs. Fort Wayne 12/6/17
Made 15+ field goals: Jimond Ivey (15), at Ball State, 1/27/18
Attempted 20+ field goals: Jimond Ivey (23), at Ball State, 1/27/18
Attempted 25+ field goals: Derrick Tarver (25), at Ball State, 3/8/04
Made 5+ 3-pointers: Daniel Utomi (5), at EMU (2/10/17)
Made 7+ 3-pointers: Jimond Ivey (9), vs Ball State 1/27/18
Made 10+ 3-pointers: Bryan Trimble, Jr. (10), vs. Bowling Green, 1/20/22
Attempted 10+ 3-pointers: Josh Williams (10), vs. CMU, 1/10/17
Attempted 12+ 3-pointers: Jimond Ivey (12), vs Ball State 1/27/18
Attempted 15+ 3-pointers: Derrick Tarver (15), vs. Wright State, 12/30/03
Made a 3-pointer in 10+ straight games: Kwan Cheatham (14), 12/3/16-1/28/17
Made a 3-pointer in 15+ straight games: Steve McNees (16), 1/3/11-2/26/11
Made a 3-pointer in 20+ straight games: Brett McClanahan (20), 11/12/10-1/26/11
Shot 100% from 3-point range (min. 5 att.): Jake Kretzer (5-5), at Ohio, 2/27/13
FREE THROWS
Made 10+ free throws: Xavier Castaneda (11-of-12), vs. EMU, 1/13/23
Made 15+ free throws: Romeo Travis (16), vs. Bowling Green, 2/24/07
Made 20+ free throws: Jim Fenton (20), vs. John Carroll, 1/6/54
Made 20+ consecutive free throws: Darryl Roberts (30), 1/22/11-3/11/11
Made 30+ consecutive free throws: Darryl Roberts (30), 1/22/11-3/11/11
Attempted 15+ free throws: Isaiah Johnson (11-of-16), vs. CMU, 1/10/17
Attempted 20+ free throws: Romeo Travis (23), vs. Bowling Green, 2/24/07
Shot 100% from the foul line (min. 10 att.): Johnny Hollingsworth (10-10), vs. Marshall, 3/5/03

REBOUNDS

Had 10+ rebounds: Kwan Cheatham, Jr. (13), vs Ohio 2/4/17
Had 15+ rebounds: Isaiah Johnson (16), vs. Eastern Michigan 3/10/16
Had 20+ rebounds: Enrique Freeman (21) vs Malone 12/19/20; Bryan Roth (21), vs. Eastern Kentucky, 2/9/85
Had 25+ rebounds: Roger Johnson (25), vs. Ill. Wesleyan, 1/4/69
Had 10+ rebounds in three-consecutive games: Demetrius "Tree" Treadwell, 12/16/13-12/23/13
Had 10+ rebounds in four-consecutive games: Demetrius "Tree" Treadwell, 1/15/14-2/15/14
Had 10+ rebounds in five-consecutive games: Demetrius "Tree" Treadwell, 2/1/14-2/15/14
Two players had 10+ rebounds: Quincy Diggs (12), Demetrius "Tree" Treadwell (11); at Miami (Ohio), 2/26/14
Three players had 10+ rebounds: Jake Kretzer (12), Zeke Marshall (12), Nick Harney (11); vs. Coppin State, 1/2/13

ASSISTS

Had 7+ assists: Isaiah Johnson vs. Lipscomb (8), 1/3/17
Had 10+ assists: Alex Abreu (10), at Northwestern, 3/13/12
Had 12+ assists: Wendell Bates (12), vs. Kent State, 12/18/79
Had 15+ assists: Never

BLOCKED SHOTS

Had 5 blocked shots: Demetrius "Tree" Treadwell (5), at EMU, 1/22/14
Had 6 blocked shots: Zeke Marshall (6), vs. Buffalo, 1/26/13
Had 7 blocked shots: Zeke Marshall (7), vs. Kent State, 3/15/13
Had 8 blocked shots: Zeke Marshall (9), at Toledo, 1/23/13
Had 10+ blocked shots: Never

STEALS

Had 5 steals: Antino Jackson (5), at Miami, 1/14/17
Had 6 steals: Alex Abreu (6), at Mississippi State, 11/9/11
Had 7 steals: Jimmal Ball (7), at Buffalo, 1/24/00
Had 8 steals: Jimmal Ball (9), at Eastern Michigan, 1/19/00

LAST TIME AN OPPOSING PLAYER...

Scored 20+ Points: Braylon Rayson (27), at Central Michigan 1/10/17
Scored 30+ Points: Marcus Keene (33), at Central Michigan, 1/10/17; Blake Hamilton (33) 1/28/17; Jaaron Simmons (38) 2/4/17
Scored 40+ Points: Carlos Medlock (42), vs. Eastern Michigan, 3/11/10
Scored 50+ Points: Never
Had a double-double: Kenny Carpenter (CSU) (11 points and 12 rebounds) 11/11/17
Made 10+ field goals: Blake Hamilton (13) Buffalo 1/28/17; Jaaron Simmons (10) 2/4/17
Attempted 20+ field goals: Josh Hart (21) at Villanova, 11/22/15
Made 5+ 3-pointers: Jaaron Simmons (5-of-5) Ohi 2/4/17
Attempted 10+ 3-pointers: Anthlon Bell (13) at Arkansas, 11/18/15
Made 10+ free throws: Raven Lee (13), at Eastern Michigan, 2/14/15
Attempted 15+ free throws: D.J. Newbill (15), at Penn State, 11/25/14
Shot 100% from the foul line (min. 10 att.): Braylon Rayson (10-10), at Central Michigan, 1/12/16
Had 10+ rebounds: Kenny Carpenter (12) vs. Cleveland State, 11/11/17
Had 15+ rebounds: Jordan Fouse (16), at Green Bay, 11/24/15
Had 20+ rebounds: Reggie Keely (20), vs. Ohio, 2/14/10
Had 10+ assists: D.J. Cooper (10), at Ohio, 2/26/12
Had 5+ blocked shots: Jimmy Hall (5), at Kent State, 3/6/15
Had 5+ steals: Cameron Morse (5), at YSU, 11/12/16



The Zips All-Time Records vs Opponents

Adrian	1	0	2016-17	Same	W1	Findlay	1	1	1937-38	1938-39	L1
Air Force	1	0	2016-17	Same	W1	Florida Atlantic	1	0	1992-93	Same	W1
Alabama	0	1	2000-01	Same	L1	Florida A&M	2	0	2011-12	2021-22	W2
Alabama State	1	0	2018-19	2018-19	1-0	Fla. International	3	2	1987-88	1999-2000	L1
Albion	3	0	1946-47	1948-49	W3	Florida State	1	0	2007-08	Same	W1
Alfred	1	0	1938-39	1938-39	W1	Franklin & Marshall	2	1	1937-38	1939-40	W1
Allegheny	0	5	1905-06	1913-14	L5	Gannon	11	11	1945-46	1978-79	L1
Alliance (Pa.)	1	0	1969-70	1969-70	W1	Gardner-Webb	1	0	2006-07	Same	W1
American	5	1	1961-62	2016-17	W2	Geneva	10	6	1916-17	1965-66	W1
Appalachian State	1	1	2017-18	2021-22	L1	George Mason	2	0	1996-97	1997-98	W2
Arizona State	1	1	1950-51	1956-57	L1	Georgia Southern	1	0	2016-17	2016-17	W1
Arkansas	1	0	2015-16	Same	W1	Glenville	2	1	1936-37	1938-39	L1
Arkansas-Little Rock	1	1	2006-07	2010-11	W1	Gonzaga	0	2	2008-09	2016-17	L2
Arkansas-Pine Bluff	5	0	2009-10	2014-15	W5	Green Bay	3	6	1989-90	2015-16	L2
Ashland	25	3	1904-05	1989-90	W6	Grove City	1	1	1916-17	1917-18	W1
Augustana	1	0	1968-69	1968-69	W1	Hampton	3	1	2001-02	2004-05	W3
Austin Peay	11	9	1957-58	2009-10	W3	Hayward State	1	0	1974-75	Same	W1
Baldwin-Wallace	66	25	1902-03	1979-80	W7	Heidelberg	43	9	1910-11	1966-67	W14
Ball State	29	19	1937-38	2022-23	W1	Hillsdale	1	0	1948-49	1948-49	W1
Bellarmine	3	2	1967-68	1974-75	W3	Hiram	42	3	1904-05	2015-16	W40
Bethany	1	0	1966-67	Same	W1	Hofstra	5	1	1963-64	1970-71	W3
Bethune-Cookman	4	0	1987-88	2015-16	W4	Houston	2	1	1993-94	2016-17	W2
Binghamton	2	0	2006-07	2007-08	W2	Howard	1	0	2009-10	Same	W1
Bluffton	2	0	1946-47	2014-15	W2	Idaho State	0	1	1991-93	Same	L1
Boise State	1	1	1988-89	Same	L1	Illinois-Chicago	5	4	1983-84	2010-11	W3
Bowling Green	45	28	1937-38	2022-23	W3	Illinois State	2	7	1969-70	2018-19	L1
Bridgewater	1	0	1960-61	Same	W1	Illinois Wesleyan	2	0	1968-69	1971-72	W2
Brockport State	5	1	1971-72	1976-77	W2	Indiana	1	0	1904-05	Same	W1
Brooklyn College	4	0	1987-88	1988-89	W4	IPFW	1	2	2013-14	2018-19	L1
Brown	2	0	1947-48	1969-70	W2	IUPUI	1	0	1990-91	Same	W1
Bradley	0	1	2022-23	Same	L1	Indiana State	2	0	1977-78	1978-79	W2
Bryant	1	0	2014-15	Same	W1	Iona	1	1	1970-71	2971-72	W1
Bucknell	2	0	1964-65	1966-67	W2	Iowa State	5	0	1955-56	2015-16	W5
Buffalo	40	33	1954-55	2022-23	W5	Ithaca	0	1	2013-14	Same	L1
Buffalo State	6	3	1967-68	1976-77	L2	Jackson State	1	0	1963-64	Same	W1
Butler	0	1	1964-65	Same	L1	Jacksonville (Fla.)	0	1	2022-23	Same	-
California	0	1	2005-06	Same	L1	James Madison	0	1	1983-84	Same	L1
UC- Santa Barbara	1	2	1953-54	2015-16	W1	John Carroll	1	1	2002-03	2003-04	W1
UC-Irvine	1	0	2016-17	2016-17	W1	Johns Hopkins	21	7	1934-35	2012-13	W7
Canisius	3	3	1942-43	2008-09	W1	Juniata	2	0	1954-55	1955-56	W2
Capital	13	0	1917-18	2002-03	W13	Kansas State	0	3	1988-89	1990-91	L3
Carnegie Mellon	3	0	1943-44	2018-19	W3	Kent State	80	81	1915-16	2022-23	L1
Carson-Newman	0	1	1973-74	Same	L1	Kentucky	0	2	1936-37	1981-82	L2
Case Tech	34	18	1903-04	1956-57	W1	Ky. Wesleyan	5	7	1965-66	1976-77	W1
Catholic	1	0	1962-63	Same	W1	Kenyon	22	4	1903-04	1987-88	W4
Cedarville	2	0	2020-21	2018-19	W2	Lake Forest	2	0	1957-58	1958-59	W2
Centenary	1	0	1938-39	Same	W1	Lamar	2	1	1990-91	1991-92	L1
Central Connecticut	6	3	1966-67	1986-87	W1	La Salle	0	1	1939-40	Same	L1
Central Florida	4	0	1984-85	1989-90	W4	Lawrence Tech	6	0	1938-39	1959-60	W6
Central Michigan	39	15	1938-39	2022-23	W6	LeMoine	1	0	1963-64	Same	W1
Central State	1	0	1983-84	Same	W1	Liberty	1	1	2001-02	2019-20	L1
Charleston Southern	1	0	2015-16	Same	W1	Lipscomb	1	0	2015-16	Same	W1
Cheyney State	4	2	1970-71	1978-79	W1	Long Island	1	0	1965-66	Same	W1
Chicago State	3	1	1984-85	2018-19	W3	Louisiana Tech	0	2	1989-90	Same	L2
Chicago	0	1	1913-14	Same	L1	Louisville	0	2	2005-06	2019-20	W1
Cincinnati	8	11	1914-15	2003-04	L7	Loyola-Chicago	2	0	1997-98	1998-99	W2
Clemson	0	2	2005-06	2018-19	L2	Loyola Marymount	1	0	2006-07	Same	W1
Cleveland State	37	32	1932-33	2017-18	W4	LSU	0	1	2022-23	Same	L1
Coastal Carolina	2	1	1986-87	2013-14	W1	MacMurray	1	1	1968-69	1969-70	W1
Colby	5	1	1948-49	1957-58	W2	Maine	1	0	2022-23	Same	W1
Concord	3	0	2017-18	2022-23	W3	Malone	7	0	1971-72	2020-21	W7
Connecticut	1	0	1947-48	Same	W1	Mankato State	0	1	1977-78	Same	L1
Coppin State	5	0	2012-13	2016-17	W5	Mansfield State	1	0	1992-93	Same	W1
Creighton	1	3	2005-06	2016-17	L2	Marietta	18	3	1910-11	1967-68	W13
Dartmouth	1	0	1927-28	Same	W1	Marshall	16	14	1946-47	2022-23	L1
Davidson	0	1	2017-18	Same	L1	Md.-Eastern Shore	5	1	1950-51	2016-17	W5
Davis & Elkins	2	0	1983-84	1985-86	W2	Massachusetts	1	1	2007-08	2019-20	W1
Dayton	2	12	1936-37	2010-11	L12	Merrimack	1	0	2019-20	2019-20	W2
Defiance	1	0	1920-21	Same	W1	Miami (Fla.)	1	2	1956-57	2014-15	L2
Delaware State	1	0	1988-89	Same	W1	Miami (Ohio)	35	34	1914-15	2021-22	W7
Denison	21	4	1908-09	2005-06	W10	Michigan	0	4	1937-38	1985-86	L4
Denver	1	0	1959-60	Same	W1	Michigan State	1	1	1912-13	1913-14	L1
DePauw	2	0	1958-59	1959-60	W2	Middle Tennessee	10	17	1979-80	2014-15	L2
Detroit Mercy	6	4	1935-36	2018-19	W2	Millikin	1	0	2010-11	Same	W1
Drake	1	2	2003-04	2009-10	L1	Mississippi College	1	0	1949-50	Same	W1
Duquesne	8	18	1946-47	2011-12	L1	Mississippi State	2	0	2005-06	2011-12	W2
Eastern Illinois	4	8	1967-68	1991-92	L1	Mississippi Valley	2	1	1991-92	2017-18	W1
Eastern Kentucky	6	13	1946-47	2008-09	L2	Minnesota	0	2	1991-92	2010-11	L2
Eastern Michigan	36	24	1967-68	2022-23	W5	Monmouth	0	1	2001-02	Same	L1
Eastern Montana	3	0	1969-70	1974-75	W3	Montana State	1	0	1974-75	Same	W1
Eastern Washington	1	0	1990-91	Same	W1	Morehead State	10	11	1974-75	1988-89	L1
Edinboro	3	0	1982-83	1986-87	W3	Morgan State	2	0	1985-86	2022-23	W2
Evansville	1	4	1957-58	2021-22	W1	Mount St. Mary's	2	0	1966-67	2005-06	W2
Fairfield	0	3	1994-95	2000-01	L3	Mount Union	42	28	1901-02	2004-05	W20
Fairleigh Dickinson	2	0	1966-67	2008-09	W2	Murray State	9	8	1979-80	1986-87	W3
Ferris State	0	1	1981-82	Same	L1	Muskingum	33	8	1923-24	1980-81	W3
						Nevada	0	4	2005-06	2022-23	L4
						New Hampshire	1	0	1960-61	Same	W1



N.C. A&T	7	3	1963-64	2011-12	W3	UT Martin	1	0	2017-18	Same	W1
N.C. Central	2	0	2007-08	2019-20	W2	UT Arlington	0	1	2016-17	2016-17	L1
N.C. State	0	3	1946-47	2009-10	L3	UT Chattanooga	1	0	2017-18	Same	W1
UNC Asheville	1	0	2012-13	Same	W1	Utica	0	1	1983-84	Same	L1
UNC Greensboro	2	2	1994-95	2009-10	W2	Valparaiso	5	2	1990-91	2011-12	L1
UNC Wilmington	1	1	1983-84	1985-86	W1	Villanova	0	1	2015-16	Same	L1
North Dakota	1	0	1965-66	Same	W1	Virginia Commonwealth	0	7	1969-70	2012-13	L7
North Dakota State	2	0	2012-13	2014-15	W2	Virginia Tech	0	1	1975-76	Same	L1
Northeastern Illinois	1	0	1990-91	Same	W1	Wabash	1	0	1958-59	Same	W1
Northern Colorado	1	1	1950-51	1954-55	W1	Wagner	1	1	1989-90	1992-93	L1
Northern Illinois	30	14	1987-88	2022-23	W1	Walsh	3	0	1977-78	1979-80	W3
Northern Iowa	1	3	1978-79	1990-91	L1	Washington & Jefferson	3	2	1940-41	1954-55	W1
Northern Kentucky	0	4	1977-78	1978-79	L4	Washington & Lee	0	1	1951-52	Same	L1
Northern Michigan	0	2	1978-79	Same	L2	Washington State	0	1	1939-40	Same	L1
Northwestern	0	1	2011-12	Same	L1	Waynesburg	1	1	1937-38	1938-39	L1
Notre Dame	0	3	1982-83	2010-11	L3	Wayne State	7	6	1936-37	1971-72	W1
Oakland	6	3	1975-76	2004-05	W2	Weber State	1	0	1988-89	Same	W1
Oberlin	35	5	1904-05	1966-67	W15	West Chester	1	0	1963-64	Same	W1
Ohio Northern	4	0	1916-17	1923-24	W4	West Liberty	1	0	1994-95	Same	W1
Ohio State	1	7	1905-06	2015-16	L5	Western Illinois	15	10	1970-71	2014-15	W3
Ohio	47	43	1911-12	2022-23	L1	Western Kentucky	3	8	1979-80	2022-23	W1
Ohio Wesleyan	25	14	1909-10	1967-68	W4	Western Michigan	38	21	1987-88	2022-23	W2
Oklahoma State	0	1	2012-13	Same	L1	Western Reserve	28	15	1902-03	1958-59	W4
Oral Roberts	5	1	1988-89	2013-14	W1	Westminster	9	8	1936-37	1970-71	W1
Oregon State	1	0	2013-14	Same	W1	West Virginia	2	3	1904-05	2019-20	L3
Otterbein	23	5	1912-13	1987-88	W5	Wheaton	1	2	1952-53	1957-58	L2
Penn State	2	5	1937-38	2014-15	L1	Wheeling	1	0	2021-22	2021-22	W1
Pennsylvania	0	1	1908-09	Same	L1	William & Mary	0	2	1949-50	2001-02	L2
Pepperdine	1	0	1955-56	Same	W1	Wilmington	1	0	1937-38	Same	W1
Pittsburgh	1	3	1910-11	2008-09	L3	Winston-Salem State	1	2	1966-67	2006-07	W1
Philadelphia Textile	3	1	1966-67	1971-72	W2	Winthrop	1	1	2007-08	2008-09	W1
Point Park	1	0	2021-22	2021-22	W1	UW-Milwaukee	1	1	1979-80	1989-90	W1
Portland State	0	1	2007-08	Same	L1	Wittenberg	15	26	1914-15	1980-81	L3
Prairie View	1	0	1993-94	Same	W1	Wooster	57	35	1901-02	1998-99	W3
Princeton	1	1	2012-13	2017-18	L1	Wright State	15	8	1974-75	2022-23	W5
Purdue	0	2	1999-2000	2000-01	L2	Wyoming	2	2	1999-2000	2009-10	W2
Quincy	1	0	1981-82	Same	W1	Xavier	1	4	1923-24	1997-98	L3
Radford	3	0	2002-03	2016-17	W3	Yale	1	1	1906-07	1907-08	L1
Rhode Island	2	2	1999-2000	2009-10	L2	York College (Neb.)	0	1	1942-43	Same	L1
Rice	1	0	1987-88	Same	W1	Youngstown State	59	32	1937-38	2019-20	W2
Rider	0	1	1996-97	Same	L1						
Roanoke	4	1	1971-72	1976-77	W4						
Robert Morris	2	0	1986-87	1987-88	W2						
Rochester	0	2	1908-09	1913-14	L2						
Rochester Tech	1	1	1954-55	1955-56	L1						
Rutgers	1	0	1949-50	Same	W1						
St. Bonaventure	2	1	1942-43	2020-21	L1						
St. Francis (N.Y.)	5	1	1947-48	2008-09	W2						
St. Francis (Pa.)	4	0	1949-50	2009-10	W4						
St. Ignatius	1	0	1908-09	Same	W1						
St. John's (N.Y.)	0	1	1944-45	Same	L1						
St. Joseph's (Ind.)	1	0	1974-75	Same	W1						
St. Joseph's (Pa.)	0	2	1997-98	1998-99	L2						
St. Mary's (Calif.)	1	1	1973-74	2013-14	L1						
St. Michael's (Vt.)	0	1	1964-65	Same	L1						
St. Thomas (Minn.)	1	0	1949-50	Same	W1						
St. Vincent	2	0	1971-72	1972-73	W2						
San Francisco St.	4	1	1964-65	1972-73	W1						
Scranton	0	1	1939-40	Same	L1						
Seattle	1	0	1958-59	Same	W1						
Slippery Rock	4	1	1952-53	1999-2000	W4						
South Alabama	0	2	1980-81	1981-82	L2						
South Carolina	1	2	2013-14	2014-15	W1						
South Carolina State	3	0	1986-87	2015-16	W3						
USC Upstate	2	0	2007-08	2019-20	W2						
South Florida	0	1	1983-84	Same	L1						
Southern	2	0	2019-20	2021-22	W2						
Southern California	1	1	2014-15	2017-18	L1						
Southern Calif. College	1	0	1974-75	Same	W1						
Southern Colorado	1	0	1971-72	Same	W1						
Southern Utah	2	1	1988-89	1989-90	L1						
Southwestern La.	1	0	1980-81	Same	W1						
Stephen F. Austin	1	0	1988-89	Same	W1						
Stetson	1	0	2010-11	Same	W1						
Steubenville	3	0	1964-65	1972-73	W3						
Syracuse	0	1	2000-01	Same	L1						
Tampa	1	0	1949-50	Same	W1						
Temple	2	1	2005-06	2010-11	L1						
Tennessee State	4	2	1971-72	2018-19	W3						
Tennessee Tech	9	8	1979-80	1986-87	W5						
Texas A&M	1	1	1948-49	2009-10	L1						
Texas Southern	1	0	2012-13	Same	W1						
Tiffin	1	0	2006-07	Same	W1						
Toledo	29	41	1915-16	2022-23	L2						
Towson	1	0	2019-20	Same	W1-						
Tulane	1	0	2019-20	Same	W1						
UCLA	0	1	2021-22	Same	L1						
Urbana	2	0	1985-86	2008-09	W2						
U.S. International	1	1	1989-90	Same	L1						

Non-Intercollegiate Teams

Opponent	W	L	First Meeting	Last Meeting	Streak
Alumni	3	0	1915-16	1917-18	W3
Athletes in Action	1	0	1973-74	Same	W1
Canton Athletic Club	0	1	1908-09	Same	L1
Canton Massillon	0	1	1904-05	Same	L1
Case All-Stars	1	0	1910-11	Same	W1
Cleveland All-Stars	1	0	1909-10	Same	W1
Cleveland YMCA	0	1	1910-11	Same	L1
Cuki-Mestre (Italy)	1	0	1987-88	Same	W1
East End Athletic Club	1	0	1902-03	Same	W1
East Liberty YMCA	0	1	1917-18	Same	L1
Goodyear Wingfoots	1	3	1918-19	1953-54	L3
Haskell Institute	1	0	1906-07	Same	W1
Kfum Orebro (Swd.)	1	0	1988-89	Same	W1
Lockbourne AFB	1	0	1944-45	Same	W1
Marathon AAU	2	0	1985-86	N/A	W2
Mexico University	1	0	1949-50	Same	W1
Ohio St. Medics	1	0	1906-07	Same	W1
Palmetto (S.C.)	0	1	1984-85	Same	L1
Polish Oly. Team	0	1	1965-66	Same	L1
Quantic Marines	0	1	1955-56	Same	L1
Ravenna Byers	3	3	1902-03	1906-07	L1
Wesleyan Medics	1	0	1909-10	Same	W1
Wstrn Reserve Medics	2	0	1901-02	Same	W2
Wheeling YMCA	1	0	1916-17	Same	W1
Windsor Basketball Club	5	0	1978-79	N/A	W5
Yugoslavia National	1	0	1983-84	Same	W1

BOLD indicates MAC opponents



**2022-23 Akron Men's Basketball
Team Game-by-Game
All games**

Page 1/1
as of Mar 10, 2023

Opponent	Date	Score	Wot/Lot	Total		3-Pointers		Free throws		Rebounds				PF	A	TO	BLK	STL	PTS	AVG
				FG-FGA	PCT	3FG-3FGA	PCT	FT-FTA	PCT	OFF	DEF	TOT	AVG							
South Dakota St.	11/07/2022	81-80	Wot	30-69	.435	11-31	.355	10-12	.833	9	23	32	32.0	17	16	9	5	5	81	81.0
vs Mississippi St.	11/11/2022	54-73	L	16-49	.327	6-27	.222	16-24	.667	6	19	25	28.5	15	13	9	1	8	54	67.5
Morgan St.	11/15/2022	65-59	W	22-61	.361	6-25	.240	15-27	.556	20	23	43	33.3	11	13	11	7	8	65	66.7
vs Western Ky.	11/21/2022	72-53	W	27-48	.563	9-22	.409	9-15	.600	10	33	43	35.8	16	10	13	0	3	72	68.0
vs LSU	11/22/2022	58-73	L	14-54	.259	8-25	.320	22-30	.733	19	17	36	35.8	14	8	14	1	4	58	66.0
vs Nevada	11/23/2022	58-62	L	22-51	.431	7-22	.318	7-11	.636	6	27	33	35.3	19	8	14	1	6	58	64.7
at Marshall	11/30/2022	57-68	L	24-71	.338	5-25	.200	4-11	.364	15	30	45	36.7	15	12	10	0	5	57	63.6
Muskingum	12/04/2022	80-33	W	30-59	.508	15-33	.455	5-16	.313	13	35	48	38.1	13	19	12	4	13	80	65.6
Jackson St.	12/11/2022	85-72	W	28-52	.538	11-28	.393	18-21	.857	5	22	27	36.9	10	19	10	4	7	85	67.8
Wright St.	12/14/2022	66-54	W	25-62	.403	6-26	.231	10-14	.714	11	31	42	37.4	16	11	12	2	10	66	67.6
Maine	12/19/2022	87-55	W	31-57	.544	11-20	.550	14-16	.875	9	25	34	37.1	12	17	16	2	10	87	69.4
at Bradley	12/22/2022	55-74	L	16-57	.281	8-21	.381	15-18	.833	12	31	43	37.6	12	6	15	2	5	55	68.2
Concord	12/30/2022	84-58	W	27-59	.458	12-31	.387	18-28	.643	9	30	39	37.7	14	21	10	2	7	84	69.4
NIU	01/03/2023	76-51	W	26-57	.456	6-20	.300	18-23	.783	12	25	37	37.6	19	11	12	4	7	76	69.9
at Ball St.	01/06/2023	63-70	L	19-49	.388	3-12	.250	22-26	.846	11	22	33	37.3	26	3	17	3	6	63	69.4
at Bowling Green	01/10/2023	74-70	W	25-62	.403	11-30	.367	13-14	.929	8	27	35	37.2	12	14	9	3	7	74	69.7
Eastern Mich.	01/13/2023	104-67	W	34-63	.540	10-33	.303	26-32	.813	10	34	44	37.6	18	22	8	1	2	104	71.7
at Central Mich.	01/17/2023	69-51	W	23-55	.418	8-26	.308	15-22	.682	9	28	37	37.6	19	13	10	2	7	69	71.6
at Western Mich.	01/21/2023	63-55	W	23-63	.365	8-35	.229	9-12	.750	7	24	31	37.2	16	9	3	5	8	63	71.1
Miami (OH)	01/24/2023	73-68	W	23-53	.434	12-32	.375	15-17	.882	11	19	30	36.9	20	14	9	3	1	73	71.2
Ohio	01/28/2023	83-77	W	28-50	.560	9-16	.563	18-25	.720	8	25	33	36.7	13	13	10	0	3	83	71.8
at Buffalo	01/31/2023	81-64	W	31-56	.554	12-18	.667	7-10	.700	7	20	27	36.2	15	23	15	6	10	81	72.2
Kent St.	02/03/2023	67-55	W	19-45	.422	9-22	.409	20-25	.800	8	28	36	36.2	14	12	13	4	6	67	72.0
Toledo	02/07/2023	74-84	L	27-66	.409	11-32	.344	9-11	.818	14	18	32	36.0	23	11	10	2	5	74	72.0
at Ohio	02/10/2023	81-90	L	30-59	.508	11-23	.478	10-18	.556	12	20	32	35.9	18	11	13	5	5	81	72.4
at Eastern Mich.	02/14/2023	78-51	W	28-64	.438	10-30	.333	12-17	.706	17	28	45	36.2	12	14	9	2	4	78	72.6
Buffalo	02/18/2023	86-66	W	29-61	.475	8-22	.364	20-23	.870	11	26	37	36.3	14	15	11	3	7	86	73.1
at Toledo	02/21/2023	63-84	L	26-59	.441	4-21	.190	7-14	.500	11	23	34	36.2	11	10	10	0	3	63	72.8
Western Mich.	02/25/2023	81-64	W	29-55	.527	13-32	.406	10-15	.667	4	27	31	36.0	14	22	5	2	7	81	73.0
Ball St.	02/28/2023	87-83	W	26-59	.441	12-31	.387	23-27	.852	10	22	32	35.9	14	12	9	0	5	87	73.5
at Kent St.	03/03/2023	84-89	Lot	25-57	.439	8-27	.296	26-32	.813	6	21	27	35.6	21	13	12	3	7	84	73.8
vs Buffalo	03/09/2023	101-77	W	36-61	.590	13-25	.520	16-19	.842	7	29	36	35.6	23	18	12	2	5	101	74.7
Total		2390		819-1843	.444	293-823	.356	459-625	.734	327	812	1139	35.6	506	433	352	81	196	2390	74.7



**Opponents Game-by-Game
All games**

Page 1/1
as of Mar 10, 2023

Opponent	Date	Score	Wot/Lot	Total		3-Pointers		Free throws		Rebounds				PF	A	TO	BLK	STL	PTS	AVG
				FG-FGA	PCT	3FG-3FGA	PCT	FT-FTA	PCT	OFF	DEF	TOT	AVG							
South Dakota St.	11/07/2022	81-80	Wot	31-59	.525	4-15	.267	14-17	.824	5	31	36	36.0	15	11	13	4	3	80	80.0
vs Mississippi St.	11/11/2022	54-73	L	29-55	.527	7-14	.500	8-13	.615	11	32	43	39.5	21	17	14	0	9	73	76.5
Morgan St.	11/15/2022	65-59	W	24-64	.375	6-15	.400	5-7	.714	17	26	43	40.7	27	14	15	10	4	59	70.7
vs Western Ky.	11/21/2022	72-53	W	20-54	.370	6-21	.286	7-13	.538	6	10	16	34.5	14	12	5	1	7	53	66.3
vs LSU	11/22/2022	58-73	L	25-52	.481	9-19	.474	14-16	.875	8	23	31	33.8	23	14	10	3	9	73	67.6
vs Nevada	11/23/2022	58-62	L	21-57	.368	9-21	.429	11-13	.846	10	23	33	33.7	14	13	9	3	6	62	66.7
at Marshall	11/30/2022	57-68	L	25-61	.410	8-28	.286	10-15	.667	8	35	43	35.0	13	13	11	9	8	68	66.9
Muskingum	12/04/2022	80-33	W	13-52	.250	6-29	.207	1-7	.143	7	22	29	34.3	9	6	17	3	6	33	62.6
Jackson St.	12/11/2022	85-72	W	32-63	.508	3-9	.333	5-7	.714	10	20	30	33.8	20	14	13	1	6	72	63.7
Wright St.	12/14/2022	66-54	W	23-63	.365	3-10	.300	5-8	.625	11	28	39	34.3	17	10	14	4	3	54	62.0
Maine	12/19/2022	87-55	W	20-46	.435	8-20	.400	7-12	.583	3	17	20	33.0	17	11	23	0	10	55	62.0
at Bradley	12/22/2022	55-74	L	27-64	.422	14-30	.467	6-9	.667	8	30	38	33.4	19	16	8	4	9	74	63.0
Concord	12/30/2022	84-58	W	23-59	.390	4-17	.235	8-11	.727	8	27	35	33.5	21	8	18	2	6	58	62.6
NIU	01/03/2023	76-51	W	18-51	.353	2-15	.133	13-18	.722	11	20	31	33.4	24	5	19	4	5	51	61.8
at Ball St.	01/06/2023	63-70	L	23-58	.397	3-14	.214	21-28	.750	17	20	37	33.6	18	6	11	6	7	70	62.3
at Bowling Green	01/10/2023	74-70	W	26-53	.491	10-21	.476	8-13	.615	3	30	33	33.6	17	15	12	3	6	70	62.8
Eastern Mich.	01/13/2023	104-67	W	20-57	.351	5-23	.217	22-26	.846	2	22	24	33.0	20	7	10	1	5	67	63.1
at Central Mich.	01/17/2023	69-51	W	16-47	.340	8-20	.400	11-16	.688	7	25	32	32.9	18	9	18	5	3	51	62.4
at Western Mich.	01/21/2023	63-55	W	21-55	.382	5-20	.250	8-12	.667	12	35	47	33.7	19	15	15	3	2	55	62.0
Miami (OH)	01/24/2023	73-68	W	24-46	.522	6-17	.353	14-20	.700	7	20	27	33.4	22	10	11	0	4	68	62.3
Ohio	01/28/2023	83-77	W	29-56	.518	10-26	.385	9-15	.600	6	17	23	32.9	21	12	7	2	5	77	63.0
at Buffalo	01/31/2023	81-64	W	24-57	.421	5-20	.250	11-16	.688	16	20	36	33.0	14	16	18	5	8	64	63.0
Kent St.	02/03/2023	67-55	W	21-56	.375	6-26	.231	7-11	.636	10	18	28	32.8	21	7	11	1	7	55	62.7
Toledo	02/07/2023	74-84	L	26-50	.520	9-18	.500	23-28	.821	7	26	33	32.8	12	14	8	4	1	84	63.6
at Ohio	02/10/2023	81-90	L	30-62	.484	10-16	.625	20-23	.870	13	20	33	32.8	18	13	10	1	7	90	64.6
at Eastern Mich.	02/14/2023	78-51	W	19-50	.380	1-15	.067	12-14	.857	5	22	27	32.6	17	9	13	3	4	51	64.1
Buffalo	02/18/2023	86-66	W	26-56	.464	6-18	.333	8-12	.667	7	22	29	32.4	20	9	13	1	4	66	64.2
at Toledo	02/21/2023	63-84	L	32-61	.525	10-20	.500	10-13	.769	9	25	34	32.5	17	16	7	7	7	84	64.9
Western Mich.	02/25/2023	81-64	W	22-59	.373	12-39	.308	8-10	.800	9	23	32	32.5	13	7	12	0	3	64	64.9
Ball St.	02/28/2023	87-83	W	31-60	.517	12-25	.480	9-11	.818	6	26	32	32.5	23	15	9	2	5	83	65.5
at Kent St.	03/03/2023	84-89	Lot	30-58	.517	7-19	.368	22-25	.880	8	27	35	32.5	25	13	14	4	7	89	66.2
vs Buffalo	03/09/2023	101-77	W	26-66	.394	6-23	.261	19-25	.760	14	19	33	32.6	21	5	12	1	7	77	66.6



**2022-23 Akron Men's Basketball
Category Leaders
All games**

Page 1/3
as of Mar 10, 2023

Points

##	Player	G	Pts	Pts/G
13	Castaneda, Xavier	30	653	21.8
25	Freeman, Enrique	32	529	16.5
4	Hankerson, Trendon	32	289	9.0
11	Hunter, Sammy	32	261	8.2
2	Tribble, Greg	31	196	6.3
5	Johnson, Tavari	31	147	4.7
34	Johnson, Nate	32	147	4.6
0	Lyles, Amani	27	57	2.1
1	Clarke, Garvin	23	53	2.3
3	Mitchell, Kobe	24	38	1.6
20	Wilson, Evan	13	15	1.2
12	Mayfield, Pat	9	5	0.6

Scoring Average

##	Player	G	Pts	Pts/G
13	Castaneda, Xavier	30	653	21.8
25	Freeman, Enrique	32	529	16.5
4	Hankerson, Trendon	32	289	9.0
11	Hunter, Sammy	32	261	8.2
2	Tribble, Greg	31	196	6.3
5	Johnson, Tavari	31	147	4.7
34	Johnson, Nate	32	147	4.6
1	Clarke, Garvin	23	53	2.3
0	Lyles, Amani	27	57	2.1
3	Mitchell, Kobe	24	38	1.6
20	Wilson, Evan	13	15	1.2
12	Mayfield, Pat	9	5	0.6

Field Goal Percentage

##	Player	FG	Att	Pct
25	Freeman, Enrique	209	340	.615
0	Lyles, Amani	20	39	.513
34	Johnson, Nate	58	115	.504
13	Castaneda, Xavier	171	406	.421
20	Wilson, Evan	5	12	.417
11	Hunter, Sammy	94	227	.414
5	Johnson, Tavari	59	145	.407
2	Tribble, Greg	72	182	.396
4	Hankerson, Trendon	97	256	.379
12	Mayfield, Pat	2	6	.333
1	Clarke, Garvin	20	71	.282
3	Mitchell, Kobe	12	44	.273

Field Goal Attempts

##	Player	G	Att	Att/G
13	Castaneda, Xavier	30	406	13.5
25	Freeman, Enrique	32	340	10.6
4	Hankerson, Trendon	32	256	8.0
11	Hunter, Sammy	32	227	7.1
2	Tribble, Greg	31	182	5.9

Field Goals Made

##	Player	G	Made	Made/G
25	Freeman, Enrique	32	209	6.5
13	Castaneda, Xavier	30	171	5.7
4	Hankerson, Trendon	32	97	3.0
11	Hunter, Sammy	32	94	2.9
2	Tribble, Greg	31	72	2.3

3-Point FG Percentage

##	Player	3FG	Att	Pct
20	Wilson, Evan	5	10	.500
34	Johnson, Nate	21	50	.420
13	Castaneda, Xavier	108	271	.399
4	Hankerson, Trendon	72	189	.381
5	Johnson, Tavari	22	63	.349
25	Freeman, Enrique	1	3	.333
11	Hunter, Sammy	49	150	.327
3	Mitchell, Kobe	10	40	.250
1	Clarke, Garvin	4	31	.129
2	Tribble, Greg	1	12	.083

3-Point FG Attempts

##	Player	G	Att	Att/G
13	Castaneda, Xavier	30	271	9.0
4	Hankerson, Trendon	32	189	5.9
11	Hunter, Sammy	32	150	4.7
5	Johnson, Tavari	31	63	2.0
34	Johnson, Nate	32	50	1.6

3-Point FG Made

##	Player	G	Made	Made/G
13	Castaneda, Xavier	30	108	3.6
4	Hankerson, Trendon	32	72	2.3
11	Hunter, Sammy	32	49	1.5
5	Johnson, Tavari	31	22	0.7
34	Johnson, Nate	32	21	0.7



**2022-23 Akron Men's Basketball
Category Leaders
All games**

Free Throw Percentage

##	Player	Made	Att	Pct
3	Mitchell, Kobe	4	4	1.000
13	Castaneda, Xavier	203	237	.857
4	Hankerson, Trendon	23	30	.767
2	Tribble, Greg	51	68	.750
1	Clarke, Garvin	9	13	.692
11	Hunter, Sammy	24	35	.686
34	Johnson, Nate	10	15	.667
25	Freeman, Enrique	110	179	.615
0	Lyles, Amani	17	28	.607
5	Johnson, Tavari	7	12	.583
12	Mayfield, Pat	1	2	.500

Free Throw Attempts

##	Player	G	Att	Att/G
13	Castaneda, Xavier	30	237	7.9
25	Freeman, Enrique	32	179	5.6
2	Tribble, Greg	31	68	2.2
11	Hunter, Sammy	32	35	1.1
4	Hankerson, Trendon	32	30	0.9

Free Throws Made

##	Player	G	Made	Made/G
13	Castaneda, Xavier	30	203	6.8
25	Freeman, Enrique	32	110	3.4
2	Tribble, Greg	31	51	1.6
11	Hunter, Sammy	32	24	0.8
4	Hankerson, Trendon	32	23	0.7

Rebounds

##	Player	G	Reb	Reb/G
25	Freeman, Enrique	32	352	11.0
13	Castaneda, Xavier	30	129	4.3
4	Hankerson, Trendon	32	127	4.0
34	Johnson, Nate	32	96	3.0
11	Hunter, Sammy	32	87	2.7

Assists

##	Player	G	Ast	Ast/G
13	Castaneda, Xavier	30	87	2.9
2	Tribble, Greg	31	72	2.3
4	Hankerson, Trendon	32	68	2.1
25	Freeman, Enrique	32	62	1.9
5	Johnson, Tavari	31	55	1.8

Rebounds Average

##	Player	G	Reb	Reb/G
25	Freeman, Enrique	32	352	11.0
13	Castaneda, Xavier	30	129	4.3
4	Hankerson, Trendon	32	127	4.0
34	Johnson, Nate	32	96	3.0
2	Tribble, Greg	31	87	2.8

Steals

##	Player	G	Stl	Stl/G
34	Johnson, Nate	32	34	1.1
13	Castaneda, Xavier	30	30	1.0
4	Hankerson, Trendon	32	29	0.9
5	Johnson, Tavari	31	25	0.8
2	Tribble, Greg	31	24	0.8

Offensive Rebounds

##	Player	G	OReb	OReb/G
25	Freeman, Enrique	32	103	3.2
2	Tribble, Greg	31	29	0.9
34	Johnson, Nate	32	29	0.9
11	Hunter, Sammy	32	28	0.9
13	Castaneda, Xavier	30	24	0.8

Blocked Shots

##	Player	G	Blk	Blk/G
25	Freeman, Enrique	32	36	1.1
4	Hankerson, Trendon	32	16	0.5
2	Tribble, Greg	31	7	0.2
0	Lyles, Amani	27	7	0.3
5	Johnson, Tavari	31	4	0.1

Defensive Rebounds

##	Player	G	DReb	DReb/G
25	Freeman, Enrique	32	249	7.8
4	Hankerson, Trendon	32	117	3.7
13	Castaneda, Xavier	30	105	3.5
34	Johnson, Nate	32	67	2.1
11	Hunter, Sammy	32	59	1.8

Minutes

##	Player	G	Min	Min/G
4	Hankerson, Trendon	32	1037	32:24
13	Castaneda, Xavier	30	1003	33:27
25	Freeman, Enrique	32	990	30:56
2	Tribble, Greg	31	890	28:43
11	Hunter, Sammy	32	656	20:31



**2022-23 Akron Men's Basketball
Category Leaders
All games**

Fouls

##	Player	G	PF	PF/G
2	Tribble, Greg	31	78	2.5
25	Freeman, Enrique	32	72	2.3
4	Hankerson, Trendon	32	68	2.1
11	Hunter, Sammy	32	56	1.8
34	Johnson, Nate	32	52	1.6

Turnovers

##	Player	G	TO	TO/G
25	Freeman, Enrique	32	68	2.1
13	Castaneda, Xavier	30	64	2.1
4	Hankerson, Trendon	32	41	1.3
5	Johnson, Tavari	31	41	1.3
2	Tribble, Greg	31	39	1.3

Foul Outs

##	Player	G	FO
2	Tribble, Greg	31	3
25	Freeman, Enrique	32	2
4	Hankerson, Trendon	32	2
11	Hunter, Sammy	32	1
34	Johnson, Nate	32	1

2021-22 REVIEW

	Overall	Home	Away	Neutral
2020-21 Record	24-10	12-3	5-5	1-2
2020-21 MAC Record	14-6	7-1	5-5	0-0
2020-21 Non-Conference	3-2	2-0	0-0	1-2

2022 Defensive Player of the Year - Enrique Freeman
2022 All-MAC Second Team - Enrique Freeman
2022 All-MAC Honorable Mention - Xavier Castaneda
2022 MAC All-Defensive Team - Enrique Freeman

MAC Finish - 3rd Overall - No. 4 Seed in Tournament
Mid-American Conference Tournament Results:
Quarterfinal Game: W - No. 3 Akron 74, No. 6 Bowling Green 67
Semifinal Game: L - No. 2 Buffalo 81, No. 3 Akron 81

- Akron claimed the 2022 Mid-American Conference Men's Basketball Tournament Championship and advanced to the 2022 NCAA Tournament for the fifth time in program history..Akron is 40-16 over the last three years in MAC play, owning the best winning percentage (.714) in the league.

- Akron team No. 121 finished the season with a 24-10 overall record and 14-6 record in league play. For the fifth time as a Division I program, the Zips competed in March Madness with an automatic qualifying bid to the NCAA Tournament as a No. 13 seed and played against the No. 4 seed UCLA Bruins in the First Round of the East Region at the Moda Center in Portland, Oregon on March 17, 2022.

- The Zips had three players earn 2022 All-MAC honors: Enrique Freeman who was named MAC Defensive Player of the Year, MAC Tournament MVP and Second Team All-MAC; Ali Ali was named second-team All-MAC; Xavier Castaneda was an honorable mention selection.

- Freeman ranked No. 1 in the nation in field goal percentage (.665) and landed in the NCAA Top 20 in six categories: No. 4 total rebounds (367), No. 6 rebounds per game (10.8), No. 8 double-doubles (18), No. 9 defensive rebounds per game (7.53) and No. 19 offensive rebounds per game (3.26). Freeman was one of 13 players in the NCAA to average a double-double in points (13.2) and rebounds (10.8). He led the MAC in 5-of-6 categories, ranking No. 2 in offensive rebounds per game.



Akron - 2022-23 Men's Basketball Ranking Summary thru games 03/07/2023

Statistic	National Rank	Conference Rank	Value	National Leader	Value	Conference Leader	Value
Assist/Turnover Ratio (352 ranked)	72	2	1.22	Virginia	1.87	Toledo	1.57
Assists Per Game (352 ranked)	158	5	13.4	Xavier	19.9	Toledo	15.3
Bench Points per game (352 ranked)	312	12	13.90	Fla. Atlantic	36.74	Bowling Green	26.48
Blocks Per Game (352 ranked)	272	8	2.5	Utah Valley	6.7	Ball St. Kent St.	3.9 3.9
Effective FG pct (352 ranked)	137	6	0.518	Gonzaga	0.592	Toledo	0.567
Fastbreak Points (352 ranked)	210	11	8.65	TCU	18.81	Buffalo	15.26
Field Goal Percentage (352 ranked)	216	10	43.9	Gonzaga	52.9	Toledo	49.6
Field Goal Percentage Defense (352 ranked)	136	2	43.1	Tennessee	36.4	Kent St.	40.1
Fouls Per Game (352 ranked)	73	1	15.6	Colgate	12.6	Akron	15.6
Free Throw Attempts Per Game (352 ranked)	91	6	19.5	Texas A&M	25.4	Ball St.	23.9
Free Throw Percentage (352 ranked)	119	4	73.1	Villanova	82.3	Miami (OH)	78.0
Free Throws Made Per Game (352 ranked)	80	4	14.3	Texas A&M	19.4	Ball St.	16.4
Rebound Margin (352 ranked)	90	3	3.0	Purdue	11.1	Western Mich.	4.7
Rebounds (Defensive) Per Game (352 ranked)	141	4	25.26	Alabama	31.68	Buffalo	26.19
Rebounds (Offensive) Per Game (352 ranked)	151	8	10.32	UAB	13.81	Western Mich.	12.23
Rebounds Per Game (352 ranked)	132	6	35.58	Alabama	44.26	Buffalo	37.90
Scoring Defense (352 ranked)	68	2	66.2	North Texas	55.4	Kent St.	65.4
Scoring Margin (352 ranked)	57	3	7.6	Houston	19.5	Kent St.	10.7
Scoring Offense (352 ranked)	124	7	73.8	Gonzaga	87.5	Toledo	85.7
Steals Per Game (352 ranked)	206	7	6.2	UMES	11.0	Kent St.	9.0
Three Point Attempts Per Game (352 ranked)	27	1	25.7	Cornell	30.4	Akron	25.7
Three Point Percentage (352 ranked)	129	4	35.1	Colgate	40.8	Toledo	40.5
Three Point Percentage Defense (352 ranked)	228	7	34.5	Tennessee	25.5	Kent St.	31.1
Three Pointers Per Game (352 ranked)	32	1	9.0	Chattanooga	11.4	Akron	9.0
Turnover Margin (352 ranked)	75	3	1.5	Missouri	5.8	Kent St.	4.5
Turnovers Forced Per Game (352 ranked)	175	7	12.52	Morgan St.	18.93	Kent St.	16.13
Turnovers Per Game (352 ranked)	44	2	11.0	Virginia	8.6	Toledo	9.7
Winning Percentage (352 ranked)	68	3	67.7	Houston	93.5	Kent St. Toledo	80.6 80.6

Statistic	Player	National Rank	Conference Rank	Value	National Leader	Value	Conference Leader	Value
Assist/Turnover Ratio (350 ranked)					Connor McCaffery, Iowa	4.19	RayJ Dennis, Toledo	3.10
Assists (347 ranked)					Yuri Collins, Saint Louis	304	RayJ Dennis, Toledo	183
Assists Per Game (340 ranked)					Yuri Collins, Saint Louis	10.1	RayJ Dennis, Toledo	5.9
Blocks (330 ranked)	Enrique Freeman	135	3	35	Jamarion Sharp, Western Ky.	127	JT Shumate, Toledo	37
Blocks Per Game (348 ranked)	Enrique Freeman	146	3	1.13	Jamarion Sharp, Western Ky.	4.23	JT Shumate, Toledo	1.19
Double Doubles (405 ranked)	Enrique Freeman	5	1	18	Joel Soriano, St. John's (NY) Zach Edey, Purdue	23 23	Enrique Freeman, Akron	18
Field Goal Attempts (344 ranked)	Xavier Castaneda	143	8	391	Antoine Davis, Detroit Mercy	732	Emoni Bates, Eastern Mich.	477
Field Goal Percentage (345 ranked)	Enrique Freeman Xavier Castaneda	20 296	2 13	60.9 41.4	Ryan Kalkbrenner, Creighton	70.4	Dwight Wilson, Ohio	62.0
Field Goals (348 ranked)	Enrique Freeman Xavier Castaneda	59 253	2 14	201 162	Antoine Davis, Detroit Mercy	303	RayJ Dennis, Toledo	233
Free Throw Attempts (347 ranked)	Xavier Castaneda Enrique Freeman	8 56	1 3	230 175	Drew Pember, UNC Asheville	314	Xavier Castaneda, Akron	230
Free Throw Percentage (346 ranked)	Xavier Castaneda	66	4	85.2	Walter Clayton Jr., Iona	94.4	Mekhi Lairy, Miami (OH)	91.9
Free Throws (338 ranked)	Xavier Castaneda Enrique Freeman	4 166	1 8	196 107	Drew Pember, UNC Asheville	262	Xavier Castaneda, Akron	196
Minutes Per Game (347 ranked)	Xavier Castaneda Trendon Hankerson	201 323	11 13	33:34 32:21	Daryl Banks III, St. Bonaventure	38:13	Sincere Carry, Kent St.	36:29
Points (348 ranked)	Xavier Castaneda Enrique Freeman	22 138	1 9	622 510	Antoine Davis, Detroit Mercy	930	Xavier Castaneda, Akron	622
Points Per Game (348 ranked)	Xavier Castaneda Enrique Freeman	12 145	1 9	21.4 16.5	Antoine Davis, Detroit Mercy	28.2	Xavier Castaneda, Akron	21.4
Rebounds (343 ranked)	Enrique Freeman	6	1	345	Zach Edey, Purdue	385	Enrique Freeman, Akron	345
Rebounds (Defensive) Per Game (349 ranked)	Enrique Freeman	5	1	7.87	Dillon Jones, Weber St.	10.12	Enrique Freeman, Akron	7.87
Rebounds (Offensive) Per Game (347 ranked)	Enrique Freeman	26	2	3.26	Zach Edey, Purdue	5.47	Dwight Wilson, Ohio	3.57
Rebounds Per Game (350 ranked)	Enrique Freeman	4	1	11.1	Oscar Tshiebwé, Kentucky	13.1	Enrique Freeman, Akron	11.1
Steals (321 ranked)					Kellen Tynes, Maine	98	Malique Jacobs, Kent St.	81
Steals Per Game (346 ranked)					Kellen Tynes, Maine	3.27	Malique Jacobs, Kent St.	2.70
Three Point Attempts (342 ranked)	Xavier Castaneda Trendon Hankerson	10 190	1 7	260 184	Antoine Davis, Detroit Mercy	386	Xavier Castaneda, Akron	260
Three Point Percentage (101 ranked)	Xavier Castaneda	50	1	39.2	Oliver Lynch-Daniels, Colgate	50.7	Xavier Castaneda, Akron	39.2
Three Pointers Per Game (344 ranked)	Xavier Castaneda Trendon Hankerson	6 189	1 8	3.52 2.23	Antoine Davis, Detroit Mercy	4.82	Xavier Castaneda, Akron	3.52
Total 3-point FGM (340 ranked)	Xavier Castaneda Trendon Hankerson	9 166	1 6	102 69	Antoine Davis, Detroit Mercy	159	Xavier Castaneda, Akron	102
Triple Doubles (2 ranked)					Tristen Newton, UConn	2		



Official Basketball Box Score - Final
South Dakota St. at Akron
11/07/22 James A. Rhodes Arena, Akron
2022-23 Men's Basketball

Game Time: 7:00 PM
Game Duration: 2:07
Attendance: 2,157



Official Basketball Box Score - Final
Mississippi St. at Akron
11/12/22 Wells Fargo Center, Philadelphia
2022-23 Men's Basketball

Game Time: 7:50 PM
Game Duration: 2:02
Attendance: 5,213

Officials: Tim Stewart, Alfred Smith, Brad Claus

South Dakota St. - 80 Record: 0-1

NO. Name	Min	FG		3P		FT		Rebounds		Fouls		TP	AS	TO	ST	Blocks			+/-
		M-A	M-A	M-A	M-A	OR	DR	PF	FD	BS	BA					BB			
32 Matt Dentinger	F	23:24	6-8	0-1	3-4	1	5	6	5	3	15	0	1	0	3	0	0	-4	
42 William Kyle III	F	30:12	7-10	0-0	0-0	0	3	3	4	0	14	1	1	0	1	1	5		
2 Zeke Mayo	G	40:26	5-13	1-5	2-2	0	7	7	0	1	13	2	4	1	0	2	1		
30 Charlie Easley	G	34:31	3-9	0-4	5-6	3	4	7	2	6	11	1	0	0	0	1	-2		
34 Alex Ariens	G	39:15	4-8	0-1	4-5	0	4	4	1	5	12	6	4	1	0	0	-1		
1 Matt Mims	F	32:32	3-4	3-4	0-0	1	2	2	1	0	9	0	1	0	0	0	-1		
11 Matthew Mors	F	19:05	3-6	0-0	0-0	0	1	2	2	2	6	0	1	0	1	0	-3		
15 Tanner Te Slaa	F	05:35	0-1	0-0	0-0	0	2	2	0	0	1	0	0	0	0	0	0		
Team																			
Totals		31:59	4-15	14-17	5	31	36	15	17	80	11	13	3	4	5	1			

Technical Fouls: NONE

Mississippi St. - 73 Record: 2-0

NO. Name	Min	FG		3P		FT		Rebounds		Fouls		TP	AS	TO	ST	Blocks			+/-
		M-A	M-A	M-A	M-A	OR	DR	PF	FD	BS	BA					BB			
0 D.J. Jeffries	F	26:12	5-11	2-3	1-2	0	2	2	2	2	15	1	0	0	0	0	3		
1 Tolu Smith	F	26:21	11-13	0-0	4-6	4	4	6	1	5	26	1	3	0	0	0	14		
4 Cameron Matthews	F	15:59	3-3	1-1	0-0	1	3	4	3	0	7	1	0	0	0	0	13		
2 Jamel Horton Jr.	G	18:11	1-4	1-1	0-0	0	4	4	2	1	3	0	1	1	0	1	-7		
11 Eric Reed, Jr.	G	17:10	1-3	1-2	0-0	0	0	0	3	1	3	4	0	0	0	0	1		
3 Shakeel Moore	F	23:52	3-7	0-2	0-1	0	6	6	3	2	6	2	3	4	0	0	22		
13 Will McNair Jr.	G	11:42	0-2	0-1	0-0	0	2	2	1	0	0	1	2	1	0	0	6		
10 Dashawn Davis	F	20:32	3-3	2-2	0-0	0	2	2	2	0	8	4	2	1	0	0	25		
14 Tyler Stevenson	G	22:04	0-3	0-0	2-2	1	5	6	2	2	2	3	2	1	0	0	7		
30 Shawn Jones, Jr.	G	10:49	1-3	0-1	1-2	3	2	5	1	2	3	0	1	1	0	0	7		
5 Kimani Hamilton	G	01:57	0-0	0-0	0-0	0	0	0	1	0	0	0	0	0	0	0	-1		
12 KaShawn Murphy	G	01:57	0-2	0-1	0-0	1	0	1	0	0	0	0	0	0	0	0	-1		
21 Martavious Russell	G	01:57	0-1	0-0	0-0	0	0	0	0	0	0	0	0	0	0	0	-1		
15 Justin Rumph	F	01:17	0-0	0-0	0-0	0	0	0	0	0	0	0	0	0	0	0	0		
Team																			
Totals		29:55	7-14	8-13	11	32	43	21	15	73	17	14	9	0	1	19			

Technical Fouls: NONE

Akron - 81 Record: 1-0

NO. Name	Min	FG		3P		FT		Rebounds		Fouls		TP	AS	TO	ST	Blocks			+/-
		M-A	M-A	M-A	M-A	OR	DR	PF	FD	BS	BA					BB			
11 Sammy Hunter	F	22:16	2-10	0-6	0-0	1	3	4	1	0	4	0	1	0	0	0	-1		
25 Enrique Freeman	F	34:07	10-15	0-0	3-4	5	9	14	4	4	23	6	3	0	1	1	4		
2 Greg Tribble	G	33:47	2-10	0-2	1-2	1	4	5	4	2	5	1	1	1	1	0	-1		
4 Trendon Hankerson	G	42:04	4-9	2-6	1-1	0	1	1	2	1	11	1	1	1	0	0	8		
13 Xavier Castaneda	G	41:22	9-14	8-12	5-5	0	1	1	0	7	31	7	2	2	0	0	0		
1 Garvin Clarke	G	22:21	0-5	0-3	0-0	1	3	4	2	1	0	0	1	1	1	-2			
34 Nate Johnson	F	25:09	3-4	1-2	0-0	0	2	2	2	0	7	1	0	1	0	0	-4		
0 Amani Lyles	F	03:54	0-1	0-0	0-0	0	0	0	0	2	0	0	0	0	0	0	1		
Team																			
Totals		30:68	11-31	10-12	9	23	32	17	15	81	16	9	5	5	4	1			

Technical Fouls: NONE

Shooting By Period

1st	2nd	3rd	4th	OT
1st FG% 13-34 38.2%	2nd FG% 5-16 31.3%	3rd FG% 4-4 100%	4th FG% 14-29 48.3%	OT FG% 5-13 38.5%
3PT% 1-4 25.0%	3PT% 1-2 50.0%	3PT% 1-2 50.0%	3PT% 4-6 66.7%	3PT% 30-68 44.1%
FT% 4-15 26.7%	FT% 11-31 35.5%	FT% 10-12 83.3%		

Dead Ball Rebounds: 0.1

SDSU	AKRON
Biggest lead	8 (1st 6:32) 4 (2nd 11:36)
Best Scoring Run	8 (1st 10:14) 8 (2nd 11:36)
Lead Changes	9
Times Tied	7
Time with Lead	30:31 09:10
Points from Turnovers	11 18
Paint	38 34
Second Chance	5 6
Fast Breaks	5 0
Bench	15 7

Period by Period Scoring

1st	2nd	OT	TOT
SDSU 41	29	10	80
AKRON 35	35	11	81

Akron - 54 Record: 1-1

NO. Name	Min	FG		3P		FT		Rebounds		Fouls		TP	AS	TO	ST	Blocks			+/-
		M-A	M-A	M-A	M-A	OR	DR	PF	FD	BS	BA					BB			
11 Sammy Hunter	F	23:40	2-8	1-5	0-1	0	3	3	1	1	5	0	0	0	0	0	-11		
25 Enrique Freeman	F	27:33	3-5	0-0	3-4	1	2	3	3	5	9	0	2	2	0	0	-12		
2 Greg Tribble	G	32:16	2-7	0-2	1-2	0	2	2	3	3	5	0	0	0	0	0	-14		
4 Trendon Hankerson	G	27:16	1-7	1-4	2-2	1	3	4	3	1	5	0	2	1	1	0	-15		
13 Xavier Castaneda	G	35:18	5-14	3-10	7-10	1	3	4	2	6	20	6	2	3	0	0	19		
1 Garvin Clarke	G	22:35	2-5	1-4	3-5	2	1	3	2	5	8	4	2	1	0	0	-16		
34 Nate Johnson	F	18:51	0-2	0-2	0-0	0	1	1	1	0	0	0	0	0	0	0	-8		
0 Amani Lyles	F	04:10	0-0	0-0	0-0	0	0	0	0	0	0	0	0	1	0	0	0		
5 Tavari Johnson	F	05:43	0-0	0-0	0-0	0	0	0	0	0	0	0	0	0	0	0	-1		
3 Kobe Mitchell	F	01:57	1-1	0-0	0-0	0	0	0	0	0	2	0	1	0	0	1	1		
20 Evan Wilson	F	00:41	0-0	0-0	0-0	0	0	0	0	0	0	0	0	0	0	0	0		
Team																			
Totals		16:49	6-27	16-24	6	19	25	15	21	54	13	9	8	1	0	1	19		

Technical Fouls: NONE

Mis St	Akron
Biggest lead	20 (2nd 2:03) 1 (2nd 16:10)
Best Scoring Run	9 (2nd 8:29) 9 (2nd 16:10)
Lead Changes	2
Times Tied	1
Time with Lead	37:28 01:30
Points from Turnovers	13 6
Paint	40 20
Second Chance	10 8
Fast Breaks	5 7
Bench	19 10

Period by Period Scoring

1st	2nd	TOT
Mis St 35	38	73
Akron 27	27	54

Game Notes: BARSTOOL SPORTS INVITATIONAL - GAME 2 • BARSTOOL SPORTS INVITATIONAL MVP - Miss State Tolu Smith •



Official Basketball Box Score - Final
Morgan St. at Akron
11/15/22 James A. Rhodes Arena, Akron, Ohio
2022-23 Men's Basketball

Game Time: 7:00 PM
Game Duration: 2:02
Attendance: 1,759



Official Basketball Box Score - Final
Akron at Western Ky.
11/21/22 John Gray Gymnasium, Georgetown, W. Virginia
2022-23 Men's Basketball

Game Time: 1:20 PM
Game Duration: 1:50

Officials: Joe Lindsay, Tony Chiazza, Randy McCall

Morgan St. - 59 Record: 1-3

NO. Name	Min	FG		3P		FT		Rebounds		Fouls		TP	AS	TO	ST	Blocks			+/-
		M-A	M-A	M-A	M-A	OR	DR	PF	FD	BS	BA					BB			
1 Khalil Turner	F	21:21	1-7	1-2	0-0	0	4	4	5	0	3	1	1	2	1	2	2		
5 Lewis Djonkam	F	23:26	3-7	0-0	0-0	2	0	2	3	1	6	1	2	1	1	0	-5		
2 Isaiah Burke	G	31:06	4-8	2-3	2	2	0	4	2	18	2	5	0	1	1	3			
11 Malik Miller	G	29:45	5-9	0-3	0-1	1	7	8	3	3	10	3	1	1	1	0	-5		
23 David McCullough	G	22:47	3-6	1-1	0-0	1	6	7	2	0	7	2	1	0	3	2	7		
0 Kamron Hobbs	F	19:55	2-5	0-0	3-3	1	2	1	2	7	2	3	0	0	0	0	-13		
10 Will Thomas	G	11:27	1-6	0-0	0-0	0	0	0	1	1	2	1	1	0	0	0	12		
21 Collin Nnamene	G	16:34	0-3	0-0	0-0	1	3	4	5	0	2	1	0	0	2	-1			
3 Rob Lawson	F	11:28	1-3	0-1	0-0	2	0	2	2	1	2	0	0	0	0	0	-2		
12 Tove Fagbenle	F	07:46	1-2	0-0	0-0	2	3	5	0	1	2	0	0	0	1	1	-5		
24 Kevon Wiggins	F	04:25	1-2	0-0	0-0	0	1	0	0	0	2	0	0	0	0	0	-6		
Team																			
Totals		24:64	6-15	5-7	17	26	43	27	11	59	14	15	4	10	7	6			

Technical Fouls: NONE

Shooting By Period

1st	2nd	3rd	4th	OT
1st FG% 13-32 40.6%	2nd FG% 9-29 31.0%	3rd FG% 2-14 14.3%	4th FG% 5-8 62.5%	OT FG% 22-61 36.1%
3PT% 4-11 36.4%	3PT% 10-19 52.6%	3PT% 2-14 14.3%	3PT% 6-25 24.0%	3PT% 6-25 24.0%
FT% 1-1 100%	FT% 4-6 66.7%	FT% 24-44 54.5%	FT% 5-7 71.4%	

Dead Ball Rebounds: 0.0

Akron - 65 Record: 2-1

NO. Name	Min	FG		3P		FT		Rebounds		Fouls		TP	AS	TO	ST	Blocks			+/-
		M-A	M-A	M-A	M-A	OR	DR	PF	FD	BS	BA					BB			
11 Sammy Hunter	F	15:30	2-6	0-3	0-1	1	1	2	0	1	4	2	1	0	0	0	-1		
25 Enrique Freeman	F	34:30	7-13	0-0	3-6	7	6	13	2	7	17	2	3	1	3	1	8		
2 Greg Tribble	G	28:58	2-7	0-1	1-2	1	0	1	2	1	5								



Official Basketball Box Score - Final
LSU at Akron
 11/23/22 John Gray Gymnasium, George Town, Cayman Islands
 2022-23 Men's Basketball

Game Time: 1:30 PM
 Game Duration: 2:04



Official Basketball Box Score - Final
Akron at Nevada
 11/23/22 John Gray Gymnasium, George Town, Cayman Islands
 2022-23 Men's Basketball

Game Time: 5:00 PM
 Game Duration: 2:09

Officials: John Gaffney, Doug Shows, Matt Potter

Officials: John Gaffney, Randy McCall, Pat Adams

LSU - 73

Record: 5-0

NO.	Name	Min	FG	3P	FT	Rebounds		Fouls		TP	AS	TO	ST	Blocks			+/-
						OR	DR	PF	FD					BS	BA	BL	
5	Mwani Wilkinson	F 10:13	1-1	0-0	0-0	1	1	2	3	0	2	1	0	0	0	0	9
12	KJ Williams	F 30:59	6-13	2-4	5-6	2	3	5	3	4	19	0	0	3	1	0	16
13	Jalen Reed	F 19:21	1-3	1-1	0-0	0	4	4	0	1	3	1	0	0	0	0	6
3	Justice Hill	G 25:43	5-11	0-3	4-4	0	2	2	2	2	14	3	0	0	0	1	4
44	Adam Miller	G 38:37	9-15	5-9	0-0	0	2	2	4	0	23	2	6	0	0	0	16
20	Derek Fountain	G 20:39	2-3	0-0	1-1	2	3	4	1	5	1	1	1	1	2	0	9
0	Trea Hannibal	G 22:57	0-1	0-0	0-0	0	5	5	2	1	0	0	0	0	0	0	8
1	Cam Hayes	G 16:31	1-3	1-1	4-5	0	1	1	2	4	7	3	1	1	0	0	5
4	Kendal Coleman	G 09:01	0-1	0-0	0-0	0	0	0	0	0	0	0	0	1	0	0	1
15	Tyrell Ward	G 05:59	0-1	0-1	0-0	0	1	1	0	0	0	0	0	1	0	0	1
Team						3	3	6	0	0	0	1					
Totals			25:52	9:19	14:16	8	23	31	23	13	14	10	9	3	1	3	15

Technical Fouls: Miller 1st 10:04 Hill 2nd 14:54 Fountain 2nd 20:42

Akron - 58

Record: 3-2

NO.	Name	Min	FG	3P	FT	Rebounds		Fouls		TP	AS	TO	ST	Blocks			+/-
						OR	DR	PF	FD					BS	BA	BL	
11	Sammy Hunter	F 27:09	4-14	3-11	2-2	1	0	1	0	1	13	0	0	1	0	0	-6
25	Enrique Freeman	F 34:00	1-6	0-0	1-4	5	5	10	1	6	3	2	1	0	1	1	-11
2	Greg Tribble	G 29:44	0-3	0-0	3-4	1	3	4	5	5	3	0	3	0	0	1	-8
4	Trendon Hankerson	G 22:11	0-2	0-1	2-2	1	2	4	1	2	1	1	0	0	0	0	-8
13	Xavier Castaneda	G 36:06	6-16	4-9	12-16	1	5	6	0	6	28	4	3	1	0	0	-3
1	Garvin Clarke	F 17:03	1-6	0-3	0-0	1	0	1	1	1	2	1	1	0	0	0	-20
34	Nate Johnson	G 20:20	0-2	0-0	0-0	5	2	7	0	0	0	0	2	0	1	0	-10
0	Amani Lyles	G 02:34	1-2	0-0	0-0	0	0	0	0	2	0	0	0	0	0	0	-9
5	Tavari Johnson	G 10:53	1-3	1-1	2-2	0	0	0	0	3	1	5	0	2	2	0	0
Team						4	1	5	0	0	0	1					
Totals			14:54	8:25	22:30	19	17	36	14	21	58	8	14	4	1	3	-15

Technical Fouls: Hankerson 1st 10:40

LSU AKR

Biggest lead	15 (2 nd 2:19)	8 (1 st 4:21)
Best Scoring Run	6 (1 st 14:25)	8 (1 st 7:53)
Lead Changes	6	5
Times Tied	5	5
Time with Lead	25:58	09:54

Points from Turnovers	LSU	AKR	Period by Period Scoring		
			1st	2nd	TOT
LSU	33	40	73		
AKR	35	23	58		

Shooting By Period

1 st FG%	9-24	37.5%
3PT%	5-9	55.6%
FT%	10-11	90.9%
2 nd FG%	16-28	57.1%
3PT%	4-10	40.0%
FT%	4-5	80%
GM FG%	25-52	48.1%
3PT%	9-19	47.4%
FT%	14-16	87.5%

Dead Ball Rebounds: 3, 0

Akron - 58

Record: 3-3

NO.	Name	Min	FG	3P	FT	Rebounds		Fouls		TP	AS	TO	ST	Blocks			+/-
						OR	DR	PF	FD					BS	BA	BL	
11	Sammy Hunter	F 11:45	0-4	0-2	0-0	0	0	1	0	0	0	0	0	0	0	0	-5
25	Enrique Freeman	F 35:27	4-11	0-1	3-3	2	7	9	3	6	9	2	2	0	1	2	-4
2	Greg Tribble	G 26:32	3-4	0-1	1-1	1	1	2	3	3	7	1	4	1	0	0	-6
4	Trendon Hankerson	G 37:04	3-7	2-5	0-0	0	7	7	3	1	8	0	2	0	0	-11	
13	Xavier Castaneda	G 31:01	2-10	2-9	5-7	3	3	3	2	4	11	1	1	0	0	-5	
1	Garvin Clarke	F 07:58	0-1	0-0	0-0	0	2	2	0	0	0	0	0	0	0	0	1
3	Kobe Mitchell	G 03:49	0-1	0-1	0-0	0	0	0	0	0	0	0	0	0	0	0	0
34	Nate Johnson	G 19:18	1-3	0-1	0-0	0	3	3	4	0	2	0	1	2	0	0	0
5	Tavari Johnson	G 26:26	9-10	3-3	0-0	0	3	3	0	0	21	4	3	2	0	1	8
0	Amani Lyles	G 00:40	0-0	0-0	0-0	0	0	0	0	0	0	0	0	0	0	0	2
Team						3	1	4	0	0	0	1					
Totals			22:51	7:22	7:11	6	27	33	19	14	58	8	14	8	1	3	-4

Technical Fouls: NONE

Nevada - 62

Record: 6-1

NO.	Name	Min	FG	3P	FT	Rebounds		Fouls		TP	AS	TO	ST	Blocks			+/-
						OR	DR	PF	FD					BS	BA	BL	
5	Darrion Williams	F 36:58	1-6	1-3	3-3	3	7	10	2	2	6	4	0	2	0	0	7
14	Tre Coleman	F 32:35	2-5	1-2	0-0	2	2	4	3	1	5	2	0	0	0	0	11
50	Will Baker	C 31:19	8-14	1-1	3-4	2	4	6	1	3	20	2	3	1	1	0	10
2	Jarod Lucas	G 32:51	5-15	4-9	2-2	0	1	1	3	16	1	1	0	0	0	10	
45	Kenan Blackshear	G 31:08	3-7	1-2	3-4	0	5	5	2	10	10	4	2	0	0	7	
11	Nick Davidson	F 16:29	1-5	1-3	0-0	0	2	2	3	0	3	0	2	0	0	0	-3
3	Trey Pettigrew	G 10:30	1-4	0-0	0-0	1	2	1	2	1	0	2	0	1	2	0	-9
1	Tyler Powell	G 08:10	0-1	0-1	0-0	0	0	0	0	1	0	0	0	0	0	0	-13
Team						2	1	3	0	0	0	0	0	0	0	0	0
Totals			21:57	9:21	11:13	10	23	33	14	19	62	13	9	3	3	1	4

Technical Fouls: NONE

AKR NEV

Biggest lead	8 (1 st 2:20)	7 (1 st 16:10)	Points from Turnovers	AKR 12	NEV 13	Period by Period Scoring
Best Scoring Run	7 (1 st 11:02)	8 (2 nd 16:37)	Paint	24	18	
Lead Changes	6	6	Second Chance	8	6	
Times Tied	4	5	Fast Breaks	10	5	
Time with Lead	26:10	10:37	Bench	23	5	
			AKR	24	34	58
			NEV	20	42	62



Official Basketball Box Score - Final
Akron at Marshall
 11/30/22 Gam Henderson Center, Huntington
 2022-23 Men's Basketball

Game Time: 7:30 PM
 Game Duration: 1:43
 Attendance: 4,012



Official Basketball Box Score - Final
Muskingum at Akron
 12/04/22 James A. Rhodes Arena, Akron, Ohio
 2022-23 Men's Basketball

Game Time: 2:00 PM
 Game Duration: 1:46
 Attendance: 1,466

Officials: Doug Shows, Josue Neves, Landon Branda

Officials: Bill Et, Austin Jones, Mirkae Milton

Akron - 57

Record: 3-4

NO.	Name	Min	FG	3P	FT	Rebounds		Fouls		TP	AS	TO	ST	Blocks			+/-
						OR	DR	PF	FD					BS	BA	BL	
25	Enrique Freeman	F 28:17	4-12	0-0	2-4	4	10	14	4	2	10	2	2	1	0	5	-8
2	Greg Tribble	G 19:24	2-4	0-0	1-2	1	1	2	3	3	5	0	0	0	0	2	-13
4	Trendon Hankerson	G 33:57	5-11	1-6	0-0	1	3	4	0	0	11	2	3	2	0	1	-7
13	Xavier Castaneda	G 29:41	1-13	1-9	1-4	1	4	5	2	6	4	3	1	0	0	0	-6
34	Nate Johnson	G 23:59	0-4	0-1	0-0	2	3	5	1	0	0	2	0	0	0	0	-21
1	Garvin Clarke	F 11:23	1-3	0-1	0-0	2	2	2	1	0	2	0	0	0	0	0	-15
5	Tavari Johnson	G 27:19	7-13	2-5	0-0	2	2	4	1	1	16	4	1	1	0	0	8
11	Sammy Hunter	F 17:52	4-10	1-3	0-1	1	5	6	1	9	1	0	0	0	0	1	4
3	Kobe Mitchell	G 06:08	0-0	0-0	0-0	1	1	1	0	0	0	0	0	1	0	0	5
0	Amani Lyles	G 02:00	0-1	0-0	0-0	0	1	1	0	0	0	0	0	1			



Official Basketball Box Score - Final
Jackson St. at Akron
 12/11/22 James A. Rhodes Arena, Akron
 2022-23 Men's Basketball

Game Time: 2:00 PM
 Game Duration: 1:56
 Attendance: 1,385



Official Basketball Box Score - Final
Wright St. at Akron
 12/11/22 James A. Rhodes Arena, Akron
 2022-23 Men's Basketball

Game Time: 7:00 PM
 Game Duration: 1:48
 Attendance: 1,998

Officials: Bill El, Frank Spencer, Scott Vitale

Jackson St. - 72 Record: 1-8

NO.	Name	Min	FG		3P		FT		Rebounds		Fouls		TP	AS	TO	ST	Blocks		+/-	
			M/A	A/A	M/A	A/A	O/R	D/R	O/R	D/R	PF	FD					BS	BA		
1	Zeke Cook	F 21:02	3-7	0-0	1-2	2-3	5-5	7-7	1-0	0-0	0-0	0-0	0	0	0	0	0	0	0	-6
3	Trace Young	F 25:49	2-3	0-0	3-3	1-4	5-5	3-2	7-1	3-0	0-0	0-0	0	0	0	0	0	0	0	-9
13	Romelle Mansel	F 27:16	3-6	0-0	0-0	1-1	2-3	0-0	6-3	0-0	0-0	0-0	0	0	0	0	0	0	0	0
2	Ken Evans	G 33:20	4-13	0-1	0-0	2-2	4-4	3-3	1-8	6-2	4-0	2-1	2	1	0	0	0	2	-12	
4	Collie Young	G 21:55	3-6	2-5	1-1	0-3	3-3	1-1	9-1	1-1	1-0	0-0	0	0	0	0	0	0	-2	
31	Jamarcus Jones	26:29	8-10	0-0	0-0	2-2	1-1	1-1	16-0	0-0	0-0	0-0	0	0	0	0	0	0	-5	
5	Keveon Hunt	12:40	5-8	0-1	0-0	0-1	1-1	1-1	10-1	2-1	1-0	0-0	0	0	0	0	0	0	-3	
10	Chase Adams	25:55	4-9	1-2	0-0	1-3	4-3	0-0	9-1	3-0	0-0	1-1	2	1	0	0	0	0	-12	
32	Treyon Johnson	05:34	0-1	0-0	0-0	0-0	0-0	0-0	0-0	1-0	0-0	0-0	0	0	0	0	0	0	-16	
Team																				
Totals		32:63	3-9	5-7	10	20	30	20	10	72	14	13	6	1	4	1	4	1	13	

Technical Fouls:NONE

Wright St. - 54 Record: 5-6

NO.	Name	Min	FG		3P		FT		Rebounds		Fouls		TP	AS	TO	ST	Blocks		+/-	
			M/A	A/A	M/A	A/A	O/R	D/R	O/R	D/R	PF	FD					BS	BA		
14	Brandon Noel	F 23:59	3-8	0-1	1-2	0-0	2-2	2-2	7-0	2-0	0-0	0-0	0	0	0	0	0	0	0	-24
12	AJ Braun	C 30:35	6-9	0-0	0-1	3-6	9-9	3-5	12-1	5-0	1-0	0-0	0	0	0	0	0	0	0	0
0	Amarri Davis	G 25:26	1-9	0-1	0-0	0-0	4-4	4-3	2-1	2-0	1-0	0-0	0	0	0	0	0	0	0	-6
4	Keaton Norris	C 21:25	0-6	0-2	0-0	0-3	2-1	0-0	1-1	1-3	0-0	0-0	0	0	0	0	0	0	0	-12
24	Tim Finke	G 38:32	4-8	1-1	2-2	3-6	9-9	2-1	11-6	2-0	2-0	0-0	0	0	0	0	0	0	0	-2
1	Trey Calvin	B 26:38	7-14	1-2	1-1	1-2	3-3	3-2	16-0	2-0	0-0	0-0	0	0	0	0	0	0	-2	
3	Alex Huijbregtse	22:37	0-5	0-2	1-2	0-0	0-0	1-2	1-1	0-0	0-0	0-0	0	0	0	0	0	0	-3	
52	Blake Sisley	03:13	0-0	0-0	0-0	0-0	0-0	0-0	0-0	0-0	0-0	0-0	0	0	0	0	0	0	-3	
22	Andrew Welage	07:35	2-4	1-1	0-0	1-1	2-2	0-0	5-0	0-0	0-0	0-0	0	0	0	0	0	0	0	
Team		3 4 7 0 0 0																		
Totals		23:63	3-10	5-8	11	28	39	17	16	54	10	14	3	4	2	1	2	1	13	

Technical Fouls:NONE

Akron - 85 Record: 5-4

NO.	Name	Min	FG		3P		FT		Rebounds		Fouls		TP	AS	TO	ST	Blocks		+/-	
			M/A	A/A	M/A	A/A	O/R	D/R	O/R	D/R	PF	FD					BS	BA		
25	Enrique Freeman	F 33:48	7-7	0-0	3-4	1-8	9-9	0-7	17-5	0-1	3-0	0-0	0	0	0	0	0	0	0	12
2	Greg Tribble	G 28:18	6-10	0-1	0-0	1-3	4-4	2-2	12-5	1-1	2-0	0-0	0	0	0	0	0	0	0	3
4	Trendon Hankerson	G 38:05	5-9	5-7	2-2	0-1	1-1	1-1	17-2	1-0	1-0	0-0	0	0	0	0	0	0	10	
5	Tavari Johnson	G 24:08	2-5	2-5	0-0	0-1	1-1	4-1	1-6	2-5	1-0	0-0	0	0	0	0	0	0	-1	
13	Xavier Castaneda	G 30:20	5-8	2-4	1-1	1-3	4-4	0-8	23-2	1-1	1-0	0-0	0	0	0	0	0	0	15	
3	Kobe Mitchell	17:59	2-5	2-5	0-0	0-0	2-2	1-0	6-0	0-0	1-0	0-0	0	0	0	0	0	0	3	
11	Sammy Hunter	15:54	1-5	0-4	2-2	2-1	3-2	1-4	2-0	0-0	0-0	0-0	0	0	0	0	0	0	17	
34	Nate Johnson	11:28	0-3	0-2	0-0	0-1	1-0	0-0	0-1	1-1	0-0	0-0	0	0	0	0	0	0	6	
Team		0 2 2 2 0 1 1																		
Totals		28:52	11-28	18-21	5	22	27	10	20	85	19	10	7	4	1	13			13	

Technical Fouls:NONE

Akron - 66 Record: 6-4

NO.	Name	Min	FG		3P		FT		Rebounds		Fouls		TP	AS	TO	ST	Blocks		+/-	
			M/A	A/A	M/A	A/A	O/R	D/R	O/R	D/R	PF	FD					BS	BA		
25	Enrique Freeman	F 24:04	4-0	0-0	0-0	5-10	15-15	4-3	8-2	3-0	0-0	0-0	0	0	0	0	0	0	1	15
2	Greg Tribble	G 29:37	3-7	0-0	0-0	2-1	3-1	1-1	6-0	0-0	1-0	0-0	0	0	0	0	0	0	0	4
4	Trendon Hankerson	G 34:52	2-9	1-7	1-2	0-5	5-3	2-6	4-0	2-0	2-0	1-1	1	1	0	0	0	0	0	11
5	Tavari Johnson	G 27:33	6-14	0-3	2-4	1-1	2-3	2-2	14-1	1-4	1-0	0-0	0	0	0	0	0	0	0	13
13	Xavier Castaneda	G 34:12	5-10	2-6	7-8	0-6	6-6	1-1	19-3	3-2	0-0	0-0	0	0	0	0	0	0	0	13
3	Kobe Mitchell	18:05	0-4	0-4	0-0	0-0	0-0	1-1	0-0	0-0	0-0	0-0	0	0	0	0	0	0	0	13
11	Sammy Hunter	16:35	5-8	3-6	0-0	0-4	4-2	0-0	13-0	1-0	1-1	0-0	0	0	0	0	0	0	0	
34	Nate Johnson	12:38	0-1	0-0	0-0	0-3	3-0	0-0	0-0	1-2	1-0	0-0	0	0	0	0	0	0	0	6
0	Amani Lyles	02:24	0-0	0-0	0-0	1-0	1-1	2-1	0-0	0-0	0-0	0-0	0	0	0	0	0	0	0	0
Team		2 1 3 0 0 1																		
Totals		25:62	6-26	10-14	11	31	42	16	17	66	11	12	0	2	10	2	4	12		

Technical Fouls:NONE

Biggest lead	JSU		Akron		Points from		JSU		Akron		Period by Period Scoring		
	1st	2nd	TOT	1st	2nd	TOT	1st	2nd	TOT	1st	2nd	TOT	
0 (1 st 20:00)	30	30	2 nd 18:37	14	23	14	23	26	46	72	26	46	72
Best Scoring Run	11 (2 nd 11:23)	17 (1 st 11:57)		48	30			54	31	85			
Lead Changes	0			9	6								
Times Tied	1			7	2								
Time with Lead	00:00	39:04		35	10								

Biggest lead	WSU		Akron		Points from		WSU		Akron		Period by Period Scoring		
	1st	2nd	TOT	1st	2nd	TOT	1st	2nd	TOT	1st	2nd	TOT	
5 (1 st 0:11)	13	13	2 nd 10:51	11	12			30	24	54			
Best Scoring Run	8 (1 st 3:38)	10 (2 nd 14:34)		34	36								
Lead Changes	5			6	9								
Times Tied	5			2	13								
Time with Lead	03:57	30:44		22	13								



Official Basketball Box Score - Final
Maine at Akron
 12/19/22 James A. Rhodes Arena, Akron
 2022-23 Men's Basketball

Game Time: 7:00 PM
 Game Duration: 2:03
 Attendance: 1,424



Official Basketball Box Score - Final
Akron at Bradley
 12/22/22 Carrier Arena, Peoria
 2022-23 Men's Basketball

Game Time: 6:00 PM
 Game Duration: 1:49
 Attendance: 3,530

Officials: John St. Claire, Tyler Kumpf, Steve Honaker

Maine - 55 Record: 6-5

NO.	Name	Min	FG		3P		FT		Rebounds		Fouls		TP	AS	TO	ST	Blocks		+/-	
			M/A	A/A	M/A	A/A	O/R	D/R	O/R	D/R	PF	FD					BS	BA		
1	Ata Turgut	F 16:03	1-2	0-1	0-0	0-0	0-0	3-0	2-0	1-1	0-0	0-0	0	0	0	0	0	0	0	-10
1	Kellen Tynes	G 31:14	3-8	2-3	2-4	0-2	2-2	2-3	10-3	2-0	1-1	0-0	0	0	0	0	0	0	0	-26
2	Ja'Shonte Wright-McCleish	G 26:04	3-9	2-5	0-0	2-1	3-3	2-1	8-0	2-0	0-0	0-0	0	0	0	0	0	0	0	-30
3	Jaden Clayton	G 35:25	3-7	0-0	0-0	1-1	2-1	4-4	5-6	3-0	1-1	2-3	0	0	0	0	0	0	0	-23
22	Gedi Luczopattis	G 24:39	3-7	1-2	1-2	0-2	2-2	1-8	1-4	2-2	0-0	1-1	1	1	0	0	0	0	0	-13
11	Kristians Faierbergs	17:10	4-5	2-3	0-0	0-3	0-0	10-0	2-0	2-0	0-0	0-0	0	0	0	0	0</			



Official Basketball Box Score - Final
Concord at Akron
 12/30/22 James A. Rhodes Arena, Akron
 2022-23 Men's Basketball

Game Time: 7:00 PM
 Game Duration: 2:10
 Attendance: 1,550



Official Basketball Box Score - Final
NIU at Akron
 01/03/23 James A. Rhodes Arena, Akron, Ohio
 2022-23 Men's Basketball

Game Time: 7:00 PM
 Game Duration: 2:08

Officials: Tim Stewart, Michael Griffith, Tony Meeks

Officials: Rob Kueneman, Alfred Smith, Tim Stewart

Concord - 58

Record: 7-4

NO.	Name	Min	FG			3P			FT			Rebounds			Fouls			TP	AS	TO	ST	Blocks			+/-
			M	A	M	A	M	A	OR	DR	TOT	PF	FF	FD	BS	BA	BB								
5	Da'Von Moore	F 09:01	0-1	0-0	0-0	1	1	2	4	0	0	1	0	0	0	0	0	0	0	0	0	0	0	-8	
14	Lual Rahama	F 29:43	9-18	2-5	1-1	0	4	4	3	2	21	0	3	0	0	0	0	0	0	0	0	0	0	-31	
1	Jevon Laidler	G 29:08	1-5	0-1	0-2	1	3	4	0	3	2	2	2	1	1	1	1	1	1	1	1	1	-27		
3	Ethan Heller	G 19:11	3-6	0-1	0-0	0	1	1	2	0	6	0	1	0	0	0	0	0	0	0	0	0	-20		
4	Jordan Wooden	G 28:14	3-9	0-3	0-0	1	2	3	4	1	6	2	1	1	1	1	0	0	0	0	0	0	-5		
13	JJ Harper	25:46	3-9	0-2	3-4	0	4	4	2	2	9	1	5	2	0	0	0	0	0	0	0	0	-13		
22	Rene Diop	16:46	0-0	0-0	0-0	2	2	4	2	1	0	0	3	0	0	0	0	0	0	0	0	0	-5		
24	Amare Smith	23:08	2-5	1-2	2-2	1	1	2	3	4	7	0	2	1	0	1	1	1	1	1	1	1	-15		
15	Ayden Ince	07:07	0-2	0-1	0-0	0	3	3	0	0	0	0	0	0	0	0	0	0	0	0	0	0	8		
2	Jaguar Jackson	02:59	0-0	0-0	2-2	0	0	0	1	2	0	0	1	0	0	0	0	0	0	0	0	0	1		
10	Cade Fix	02:59	0-1	0-1	0-0	0	0	0	1	0	0	0	0	0	0	0	0	0	0	0	0	0	1		
11	Theo Blackett	02:59	0-1	0-0	0-0	1	2	0	0	0	2	0	0	0	0	0	0	0	0	0	0	0	1		
32	Jake Hamilton	02:59	2-2	1-1	0-0	0	0	0	0	0	5	0	0	0	0	0	0	0	0	0	0	0	1		
Team						1	5	6	0	0	0	1	0	0	0	0	0	0	0	0	0	0	1		
Totals		23:59	4-17	8-11	8	27	35	22	14	58	8	18	6	2	2	2	2	2	2	2	2	2	-26		

Technical Fouls: Coach 2nd 5:01

Shooting By Period

1 st FG%	10-24	41.7%
3PT%	0-6	0.0%
FT%	3-6	50.0%
2 nd FG%	13-35	37.1%
3PT%	4-11	36.4%
FT%	5-5	100%
GM FG%	23-59	39.0%
3PT%	4-17	23.5%
FT%	8-11	72.7%

Dead Ball Rebounds: 4, 0

NIU - 51

Record: 4-10 (0-1)

NO.	Name	Min	FG			3P			FT			Rebounds			Fouls			TP	AS	TO	ST	Blocks			+/-
			M	A	M	A	M	A	OR	DR	TOT	PF	FF	FD	BS	BA	BB								
23	Havon Ibarquero	F 10:31	0-0	0-0	0-0	0	0	0	0	0	0	0	0	0	0	0	0	0	0	0	0	0	0	0	
50	Anthony Cump	F 21:09	3-3	0-0	1-4	1	1	2	3	4	7	0	3	0	2	0	0	0	0	0	0	0	0	-19	
0	Keshawn Williams	G 33:17	4-17	0-4	2-3	2	2	4	1	2	10	0	3	1	0	2	0	0	0	0	0	0	0	-20	
2	Zarique Nutter	G 29:08	5-12	1-3	0-1	1	8	9	1	2	11	1	2	0	0	0	0	0	0	0	0	0	0	-20	
11	David Colt	G 23:44	0-5	0-3	6-6	0	1	1	3	5	6	1	2	1	0	1	0	0	0	0	0	0	0	-27	
3	Kaleb Thornton	28:37	1-4	1-2	2-2	1	3	4	2	3	4	1	2	0	1	1	0	0	0	0	0	0	0	-3	
24	Darweshi Hunter	25:57	2-5	0-2	2-2	0	2	2	1	2	6	1	0	1	0	1	0	0	0	0	0	0	0	-16	
14	Yanic Konan Niederhauser	13:16	2-4	0-1	0-0	2	2	0	3	0	4	1	2	0	0	1	0	0	0	0	0	0	-5		
41	Armandas Plintauskas	07:25	0-0	0-0	0-0	0	1	1	0	0	0	0	0	0	0	0	0	0	0	0	0	0	-4		
4	Oluwasegun Durosini	06:44	1-1	0-0	0-0	3	0	3	5	0	2	0	0	0	0	0	0	0	0	0	0	0	-3		
5	Xavier Amos	09:16	0-0	0-0	0-0	0	0	0	0	0	0	0	0	0	0	0	0	0	0	0	0	0	0		
1	Taku Youngblood	00:12	0-0	0-0	0-0	0	0	0	0	0	0	0	0	0	0	0	0	0	0	0	0	0	-1		
Team						1	2	3	0	0	0	2	0	0	0	0	0	0	0	0	0	0	0		
Totals		18-51	2-15	13-18	11	20	31	25	19	51	5	19	4	4	4	4	4	4	4	4	4	4	-25		

Technical Fouls: Coach 2nd 13:18

Shooting By Period

1 st FG%	11-25	44.0%
3PT%	2-8	25.0%
FT%	2-4	50.0%
2 nd FG%	7-26	26.9%
3PT%	0-7	0.0%
FT%	11-14	78.6%
GM FG%	18-51	35.3%
3PT%	2-15	13.3%
FT%	13-18	72.2%

Dead Ball Rebounds: 2, 0

Akron - 84

Record: 8-5

NO.	Name	Min	FG			3P			FT			Rebounds			Fouls			TP	AS	TO	ST	Blocks			+/-
			M	A	M	A	M	A	OR	DR	TOT	PF	FF	FD	BS	BA	BB								
25	Enrique Freeman	F 24:11	7-8	0-0	4-10	3	7	10	3	8	18	2	2	0	2	1	0	0	0	0	0	0	0	15	
2	Greg Tribble	G 29:39	1-5	0-0	5-7	1	1	2	0	4	7	3	0	0	0	0	0	0	0	0	0	0	0	0	-19
4	Trendon Hankerson	G 31:41	6-12	6-10	0-0	1	7	8	1	1	18	6	1	1	0	0	0	0	0	0	0	0	0	20	
5	Tavarri Johnson	G 31:48	2-6	1-3	2-2	0	2	2	2	6	5	4	1	0	0	0	0	0	0	0	0	0	0	18	
13	Xavier Castaneda	G 31:46	3-12	3-9	9-9	1	4	5	0	4	17	3	0	0	0	0	0	0	0	0	0	0	0	23	
3	Kobe Mitchell	14:15	0-2	0-2	0-0	0	1	1	1	0	1	0	0	0	0	0	0	0	0	0	0	0	0	6	
11	Sammy Hunter	18:08	2-5	0-3	0-0	3	6	4	0	4	0	0	0	0	0	0	0	0	0	0	0	0	0	24	
34	Nate Johnson	15:48	4-6	1-2	0-0	0	1	1	0	9	0	1	4	0	0	0	0	0	0	0	0	0	0	13	
0	Amani Lyles	06:36	0-0	0-0	0-0	0	0	0	1	1	0	0	1	0	0	0	0	0	0	0	0	0	0	-8	
20	Evan Wilson	04:09	1-1	1-1	0-0	0	0	0	1	0	3	1	1	0	0	0	0	0	0	0	0	0	0	-1	
12	Pat Mayfield	02:59	1-2	0-1	0-0	0	3	3	0	2	0	0	0	0	0	0	0	0	0	0	0	0	0	1	
Team						0	1	1	0	0	0	0	0	0	0	0	0	0	0	0	0	0	0		
Totals		27:59	12-31	18-28	9	30	39	14	21	84	21	10	7	2	2	2	2	2	2	2	2	2	2	26	

Technical Fouls: NONE

Shooting By Period

1 st FG%	9-29	31.0%
3PT%	3-15	20.0%
FT%	10-14	71.4%
2 nd FG%	18-30	60.0%
3PT%	9-16	56.3%
FT%	9-14	64.3%
GM FG%	27-59	45.8%
3PT%	12-31	38.7%
FT%	18-28	64.3%

Dead Ball Rebounds: 6, 0

Akron - 76

Record: 9-5 (1-0)

NO.	Name	Min	FG			3P			FT			Rebounds			Fouls			TP	AS	TO	ST	Blocks			+/-
			M	A	M	A	M	A	OR	DR	TOT	PF	FF	FD	BS	BA	BB								
11	Sammy Hunter	F 13:59	1-5	1-5	0-0	0	1	1	2	1	3	0	1	0	0	0	0	0	0	0	0	0	0	5	
25	Enrique Freeman	F 30:31	10-18	0-0	7-10	4	11	15	1	11	27	2	2	3	0	0	0	0	0	0	0	0	0	24	
2	Greg Tribble	G 30:22	5-6	0-0	6-6	1	1	2	4	5	16	2	2	3	0	0	0	0	0	0	0	0	0	30	
4	Trendon Hankerson	G 32:47	1-8	1-7	0-0	1	5	6	2	3	8	4	1	0	2	0	0	0	0	0	0	0	0	20	
5	Tavarri Johnson	G 29:17	3-9	1-3	1-2	1	0	1	4	0	8	0	4												



Official Basketball Box Score - Final
Akron at Central Mich.
 01/17/23 McGuffey Arena, Mount Pleasant
 2022-23 Men's Basketball

Game Time: 7:00 PM
 Game Duration: 1:57
 Attendance: 1,509



Official Basketball Box Score - Final
Akron at Western Michigan
 01/21/23 Reed Fieldhouse, Kalamazoo, Mich.
 2022-23 Men's Basketball

Game Time: 2:00 PM
 Game Duration: 1:59
 Attendance: 2,288

Officials: Lamont Simpson, Matt Morales, Dan Doran

Akron - 69

Record: 12-6 (4-1)

NO.	Name	Min	FG	3P	FT	Rebounds		Fouls		TP	AS	TO	ST	Blocks			+/-
						OR	DR	PF	FD					BS	BS	BA	
11	Sammy Hunter	F 16:24	4-5	2-3	2-4	0	2	2	3	3	12	1	0	0	0	0	14
25	Enrique Freeman	F 22:52	2-4	0-0	4-6	2	7	9	5	5	8	0	2	1	1	1	17
2	Greg Tribble	G 32:27	4-9	0-1	2-2	0	1	1	1	1	10	1	1	1	0	3	14
4	Trendon Hankerson	G 35:03	4-10	3-8	0-0	1	4	5	2	0	11	1	1	0	0	0	28
13	Xavier Castaneda	G 31:30	3-7	1-4	6-9	0	4	4	3	4	13	5	2	1	0	0	22
34	Nate Johnson	21:28	2-5	1-4	0-0	1	2	3	0	2	5	1	2	3	0	0	17
5	Tavari Johnson	14:45	0-5	0-2	0-0	0	3	3	1	0	3	1	1	0	0	0	10
3	Kobe Mitchell	08:43	0-2	0-2	0-0	0	0	0	0	0	0	0	0	0	0	0	-4
1	Garvin Clarke	08:11	1-3	1-2	0-0	1	0	1	0	0	3	0	0	0	0	1	-11
0	Amari Lyles	09:47	3-4	0-0	1-1	1	2	3	2	2	7	0	0	0	1	0	-7
12	Pat Mayfield	01:25	0-0	0-0	0-0	0	0	0	0	0	0	0	0	0	0	0	-5
20	Evan Wilson	01:25	0-1	0-0	0-0	0	0	0	0	0	0	0	0	0	0	0	-5
Team						3	3	6	0	0	0	1	0	0	0	0	
Totals		23:55	8:26	15:22	9	28	37	19	18	69	13	10	7	2	5	18	

Officials: D.J. Carstensen, Todd Van Sossan, Ed Phillips

Shooting By Period		
1st FG%	13-25	52.0%
3PT%	2-9	22.2%
FT%	8-11	72.7%
2nd FG%	10-30	33.3%
3PT%	6-17	35.3%
FT%	7-11	63.6%
GM FG%	23-55	41.8%
3PT%	8-26	30.8%
FT%	15-22	68.2%

Dead Ball Rebounds: 3, 0

Akron - 63

Record: 13-6 (5-1)

NO.	Name	Min	FG	3P	FT	Rebounds		Fouls		TP	AS	TO	ST	Blocks			+/-
						OR	DR	PF	FD					BS	BS	BA	
11	Sammy Hunter	F 27:56	2-9	2-8	2-3	0	3	3	5	1	8	0	0	0	0	0	2
25	Enrique Freeman	F 36:00	3-7	0-0	0-0	4	7	11	2	5	6	2	0	1	3	1	11
2	Greg Tribble	G 36:32	4-7	0-0	1-2	0	2	2	1	4	9	4	0	1	0	1	3
4	Trendon Hankerson	G 34:28	2-11	1-9	0-0	0	6	6	3	1	5	2	2	2	0	11	
13	Xavier Castaneda	G 36:44	11-25	4-16	7	2	5	7	4	7	32	1	1	3	0	1	9
34	Nate Johnson	11:01	1-2	1-1	0-0	0	0	0	1	1	3	0	0	0	0	0	6
5	Amari Lyles	03:20	0-0	0-0	0-0	0	0	0	0	0	0	0	0	0	0	0	-1
0	Tavari Johnson	13:59	0-2	0-1	0-0	0	0	0	0	2	0	0	0	1	0	0	-1
Team						1	1	2	0	0	0	0	0	0	0	0	
Totals		23:63	8:35	9:12	7	24	31	16	19	63	9	3	8	5	3	8	

Technical Fouls: NONE

Western Michigan - 55

Record: 6-13 (2-4)

NO.	Name	Min	FG	3P	FT	Rebounds		Fouls		TP	AS	TO	ST	Blocks			+/-
						OR	DR	PF	FD					BS	BS	BA	
0	Markeese Hastings	F 38:43	7-16	1-5	3-5	2	8	10	1	3	18	2	2	1	1	1	-5
22	Titus Wright	G 28:36	3-5	0-0	0-0	1	5	6	0	3	4	0	1	0	0	1	4
2	Tray Maddox Jr.	G 25:23	2-8	0-2	1-2	0	6	6	4	1	5	2	2	0	1	1	-4
11	Lamar Norman Jr.	G 29:40	2-8	1-6	1-2	0	5	5	3	3	6	4	0	0	0	0	-5
51	Jefferson Monero	G 27:27	3-6	0-1	2-2	0	1	1	3	3	8	5	1	0	1	2	2
4	JaVaughn Hannah	24:49	2-8	2-4	0-0	0	3	3	1	0	6	0	2	0	0	0	-24
23	Tafari Simms	03:20	0-0	0-0	0-0	0	1	1	2	1	0	0	2	0	0	0	-7
12	Seth Hubbard	13:15	2-3	1-2	1-1	2	1	3	1	1	6	0	0	0	0	0	5
20	Owen Lobsinger	10:47	1-1	0-0	0-0	0	0	0	3	2	1	2	0	0	1	1	0
Team						3	6	9	0	0	0	1	0	0	0	0	
Totals		21:55	5:20	8:12	12	35	47	19	16	55	15	15	2	3	5	8	

Technical Fouls: NONE

Biggest lead	Points from		Turnovers		Paint		Period by Period Scoring		
	UA	WMU	1st	2nd	TOT	1st	2nd	TOT	
Biggest lead	9 (1 st 7:34)	5 (2 nd 17:30)	22	2	2	32	31	63	
Best Scoring Run	7 (1 st 14:16)	8 (1 st 4:07)	16	20	36	30	25	55	
Lead Changes	8	9	11	13	24	30	25	55	
Times Tied	6	11	13	13	26	30	25	55	
Time with Lead	24:51	08:33	3	14	17	30	25	55	

Central Mich. - 51

Record: 7-11 (2-3)

NO.	Name	Min	FG	3P	FT	Rebounds		Fouls		TP	AS	TO	ST	Blocks			+/-
						OR	DR	PF	FD					BS	BS	BA	
4	Carrington McCaskill	F 26:50	3-9	0-1	2-3	1	3	4	4	3	8	0	3	1	3	1	-5
22	Nicolas Pavrette	C 15:43	0-1	0-0	0-1	1	4	5	0	2	0	0	0	1	1	0	-9
0	Brian Taylor	G 34:33	2-9	0-2	0-0	2	5	7	2	1	4	3	1	0	0	0	-19
1	Reggie Bass	G 19:32	0-4	0-2	0-0	1	0	1	5	3	0	4	2	0	1	0	-11
3	Jesse Zarzuela	G 40:00	6-14	5-9	3-6	0	4	4	1	6	20	2	3	1	0	0	-1
12	Miroslav Staff	08:45	2-2	0-0	4-4	0	2	2	3	2	8	0	2	0	0	0	18
44	Max Majerle	26:16	1-2	1-2	2-2	0	3	3	2	1	5	0	0	0	0	0	-7
10	Ola Aboye	12:12	0-0	0-0	0-0	1	2	2	0	0	0	0	0	0	0	0	-10
15	Markus Harding	16:09	2-6	2-4	0-0	0	2	2	1	1	6	0	2	0	0	0	-13
Team						1	1	2	0	0	0	3	0	0	0	0	
Totals		16:47	8:20	11:16	7	25	32	20	19	51	9	18	3	5	2	-18	

Technical Fouls: Bench 1st 1:39 Coach 2nd 6:18

Biggest lead	Points from		Turnovers		Paint		Period by Period Scoring		
	AKR	CMU	1st	2nd	TOT	1st	2nd	TOT	
Biggest lead	27 (2 nd 4:52)	7 (1 st 18:02)	13	13	26	36	33	69	
Best Scoring Run	11 (2 nd 16:46)	9 (2 nd 0:22)	15	10	25	26	51		
Lead Changes	1	3	15	10	25	26	51		
Times Tied	3	15	15	10	25	26	51		
Time with Lead	31:54	06:12	15	19	34	26	51		



Official Basketball Box Score - Final
Miami (OH) at Akron
 01/24/23 James A. Rhodes Arena, Akron
 2022-23 Men's Basketball

Game Time: 7:00 PM
 Game Duration: 2:11
 Attendance: 1,020



Official Basketball Box Score - Final
Ohio at Akron
 01/28/23 James A. Rhodes Arena, Akron, Ohio
 2022-23 Men's Basketball

Game Time: 2:00 PM
 Game Duration: 1:55
 Attendance: 2,234

Officials: Chris Beaver, Frank Spencer, Todd Van Sossan

Miami (OH) - 68

Record: 7-13 (1-6)

NO.	Name	Min	FG	3P	FT	Rebounds		Fouls		TP	AS	TO	ST	Blocks			+/-
						OR	DR	PF	FD					BS	BS	BA	
45	Anderson Mirambeaux	F 33:17	4-7	0-1	4-6	2	6	8	3	6	12	4	1	0	0	2	-2
2	Mekhi Lairy	G 36:01	6-14	2-5	2-3	0	1	1	2	6	16	3	2	2	0	1	-3
3	Julian Lewis	G 19:55	2-3	0-1	0-0	1	1	5	0	4	1	0	0	0	0	0	5
13	Ryan Mabrey	G 24:59	1-1	1-1	0-0	0	2	2	3	0	3	0	0	0	0	0	-2
22	Morgan Safford	G 29:56	5-10	0-2	3-5	1	4	5	4	3	13	0	3	0	0	0	-7
11	Billy Smith	19:41	2-4	1-3	1-2	0	0	0	1	1	6	1	1	2	0	0	2
1	Kamari Williams	24:09	3-5	2-3	4-4	3	2	5	1	1	12	1	1	0	0	0	-11
21	Jaquiel Morris	06:43	1-1	0-0	0-0	0	0	0	0	3	2	2	1	0	0	0	-3
4	Braylon Tatum	06:09	0-1	0-1	0-0	0	0	0	0	0	0	0	0	0	0	0	-4
Team						1	4	5	0	0	0	2	0	0	0	0	
Totals		24:46	6:17	14:20	7	20	27	22	19	68	10	11	4	0	3	-5	

Technical Fouls: Lewis 1st 6:48

Shooting By Period		
1st FG%	12-28	42.9%
3PT%	2-11	18.2%
FT%	7-9	77.8%
2nd FG%	12-18	66.7%
3PT%	4-6	66.7%
FT%	7-11	63.6%
GM FG%	24-46	52.2%
3PT%	6-17	35.3%
FT%	14-20	70.0%

Dead Ball Rebounds: 2, 0

Ohio - 77

Record: 11-10 (3-5)

NO.	Name	Min	FG	3P	FT	Rebounds		Fouls		TP	AS	TO	ST	Blocks			+/-
						OR	DR	PF	FD					BS	BS	BA	
3	Ban Roderick	F															



Official Basketball Box Score - Final
Akron at Buffalo
01/13/23 Alumni Arena, Buffalo
2022-23 Men's Basketball

Game Time: 7:00 PM
Game Duration: 2:32
Attendance: 5,001



Officials: Bill Ek, Michael Griffith, Steve McLunkins



Official Basketball Box Score - Final
Kent St. at Akron
02/03/23 James A. Rhodes Arena, Akron
2022-23 Men's Basketball

Game Time: 9:00 PM
Game Duration: 2:13
Attendance: 8,821

Officials: Chad Barlow, Todd Von Sossan, Greg Langsdorf

Box score for Akron - 81 vs Buffalo - 64. Includes player stats for 11 LaQuill Hardnett, 23 Isaiah Adams, etc.

Shooting By Period for Akron - 81. 1st FG% 17.30 56.7%, 3PT% 5-7 71.4%, FT% 3-4 75%

Box score for Kent St. - 55 vs Akron - 67. Includes player stats for 1 Chris Payton, 23 Miryng Thomas, etc.

Shooting By Period for Kent St. - 55. 1st FG% 17.30 56.7%, 3PT% 5-7 71.4%, FT% 3-4 75%

Box score for Buffalo - 64 vs Akron - 81. Includes player stats for 1 LaQuill Hardnett, 23 Isaiah Adams, etc.

Shooting By Period for Buffalo - 64. 1st FG% 8.25 30.8%, 3PT% 4-10 40.0%, FT% 5-6 83.3%

Box score for Akron - 67 vs Kent St. - 55. Includes player stats for 11 Sammy Hunter, 25 Enrique Freeman, etc.

Shooting By Period for Akron - 67. 1st FG% 12.24 50.0%, 3PT% 5-12 41.7%, FT% 6-6 100%

Summary statistics for Akron - 81 vs Buffalo - 64. Points from, Turnovers, Points from, etc.

Summary statistics for Buffalo - 64 vs Akron - 81. Points from, Turnovers, Points from, etc.

Summary statistics for Akron - 67 vs Kent St. - 55. Points from, Turnovers, Points from, etc.

Summary statistics for Kent St. - 55 vs Akron - 67. Points from, Turnovers, Points from, etc.

Official Basketball Box Score - Final
Toledo at Akron
02/07/23 James A. Rhodes Arena, Akron, Ohio
2022-23 Men's Basketball

Game Time: 7:00 PM
Game Duration: 2:00
Attendance: 2,041

Box score for Toledo - 84 vs Akron - 74. Includes player stats for 4 Setric Miller Jr., 32 JT Shumate, etc.

Shooting By Period for Toledo - 84. 1st FG% 14.26 53.8%, 3PT% 5-12 41.7%, FT% 4-6 66.7%

Official Basketball Box Score - Final
Akron at Ohio
02/10/23 Convocation Center, Athens
2022-23 Men's Basketball

Game Time: 7:30 PM
Game Duration: 2:10
Attendance: 5,038

Box score for Akron - 81 vs Ohio - 90. Includes player stats for 11 Sammy Hunter, 25 Enrique Freeman, etc.

Shooting By Period for Akron - 81. 1st FG% 14.26 53.8%, 3PT% 5-12 41.7%, FT% 4-6 66.7%

Box score for Akron - 74 vs Toledo - 84. Includes player stats for 11 Sammy Hunter, 25 Enrique Freeman, etc.

Shooting By Period for Akron - 74. 1st FG% 11.34 32.4%, 3PT% 4-16 25.0%, FT% 2-2 100%

Box score for Ohio - 90 vs Akron - 81. Includes player stats for 3 Ben Roderick, 4 Dwight Wilson, etc.

Shooting By Period for Ohio - 90. 1st FG% 14.32 43.8%, 3PT% 6-9 66.7%, FT% 10-12 83.3%

Summary statistics for Toledo - 84 vs Akron - 74. Points from, Turnovers, Points from, etc.

Summary statistics for Akron - 74 vs Toledo - 84. Points from, Turnovers, Points from, etc.

Summary statistics for Akron - 81 vs Ohio - 90. Points from, Turnovers, Points from, etc.

Summary statistics for Ohio - 90 vs Akron - 81. Points from, Turnovers, Points from, etc.





Official Basketball Box Score - Final
Akron at Eastern Mich.
 02/14/23 George Gevin Center, Ypsilanti
 2022-23 Eastern Michigan Men's Basketball

Game Time: 7:00 PM
 Game Duration: 1:52
 Attendance: 2,122



Official Basketball Box Score - Final
Buffalo at Akron
 02/18/23 James A. Rhodes Arena, Akron, Ohio
 2022-23 Men's Basketball

Game Time: 7:00 PM
 Game Duration: 1:49
 Attendance: 2,068



NO.	Name	Min	FG			3P			FT			Rebounds			Fouls			TP	AS	TO	ST	Blocks			+/-
			M	A	%	M	A	%	M	A	%	OR	DR	TOT	PF	FF	FD					BS	BA	BL	
25	Enrique Freeman	F	29:11	9-11	0-0	4-7	4	11	15	3	8	22	1	1	0	1	0	0	27						
2	Greg Tribble	G	33:34	0-4	0-0	5-6	3	1	4	1	3	5	3	1	1	0	0	24							
4	Trendon Hankerson	G	35:00	4-11	3-9	0-0	0	5	5	1	11	1	2	0	0	0	0	26							
13	Xavier Castaneda	G	31:00	5-14	3-11	3-3	2	2	4	2	4	16	4	2	0	0	0	24							
34	Nate Johnson	G	31:08	5-11	3-6	0-0	0	3	4	7	1	0	13	2	0	1	0	29							
11	Sammy Hunter	F	14:07	4-7	1-2	0-0	2	1	3	1	1	9	0	0	0	0	0	3							
1	Garvin Clarke	F	15:56	1-5	0-1	0-0	1	1	2	2	2	2	2	1	0	1	0	3							
3	Kobe Mitchell	G	03:15	0-1	0-1	0-0	0	1	1	0	0	0	0	0	0	0	0	-1							
0	Amani Lyles	G	03:01	0-0	0-0	0-1	0	0	0	1	1	0	1	0	0	0	0	-1							
5	Tavari Johnson	G	02:24	0-0	0-0	0-0	0	1	1	0	0	0	0	0	0	0	0	-1							
20	Evan Wilson	G	01:24	0-0	0-0	0-0	0	0	0	0	0	0	0	0	0	0	0	0							
Team							2	3			0		1												
Totals			28:64	10:30	12:17	17	28	45	12	17	78	14	9	4	2	3	27								

Shooting By Period		
1st FG%	10-33	30.3%
3PT%	4-15	26.7%
FT%	5-8	62.5%
2nd FG%	18-31	58.1%
3PT%	6-15	40.0%
FT%	7-9	77.8%
GM FG%	28-64	43.8%
3PT%	10-30	33.3%
FT%	12-17	70.6%

Dead Ball Rebounds: 2

NO.	Name	Min	FG			3P			FT			Rebounds			Fouls			TP	AS	TO	ST	Blocks			+/-	
			M	A	%	M	A	%	M	A	%	OR	DR	TOT	PF	FF	FD					BS	BA	BL		
1	LaQuill Hardnett	F	34:53	4-10	1-4	0-0	3	4	7	4	0	9	1	0	1	0	0	29								
23	Issiah Adams	F	36:51	4-10	1-5	2-4	1	5	6	4	5	11	0	2	0	1	1	20								
31	Isaac Jack	C	13:29	3-4	0-0	0-0	1	1	2	2	6	0	1	0	0	0	1	-7								
3	Curtis Jones	G	34:54	3-13	2-5	2-2	0	4	4	2	2	10	3	1	0	0	0	16								
4	Armoni Foster	G	21:27	5-7	1-2	1-2	0	0	0	3	4	12	1	5	2	0	0	-17								
24	Jonnivius Smith	G	24:17	4-5	0-0	3-4	0	3	3	4	2	11	0	0	0	0	0	-4								
2	Kidrett Blocker	G	24:14	2-5	1-2	0-0	0	2	2	1	0	5	4	4	1	0	0	-12								
0	Kanye Jones	G	06:16	0-0	0-0	0-0	0	0	0	0	0	0	0	0	0	0	0	-3								
13	Yazid Powell	01:02	0-0	0-0	0-0	0	0	0	0	0	0	0	0	0	0	0	0	2								
5	Zaakir Williamson	02:40	1-2	0-0	0-0	0	1	1	0	0	2	0	0	0	0	0	0	6								
Team							2	2			4		0													
Totals			26:56	6:18	8:12	7	22	29	20	14	86	9	13	4	1	3	20									

Technical Fouls:Hardnett 2*0:13

NO.	Name	Min	FG			3P			FT			Rebounds			Fouls			TP	AS	TO	ST	Blocks			+/-	
			M	A	%	M	A	%	M	A	%	OR	DR	TOT	PF	FF	FD					BS	BA	BL		
25	Enrique Freeman	F	29:57	7-14	0-0	7-9	2	8	10	2	7	21	4	2	1	2	0	15								
2	Greg Tribble	G	20:25	2-3	0-0	0-0	1	1	2	3	0	4	1	1	0	0	0	12								
4	Trendon Hankerson	G	32:07	3-7	1-3	2-2	0	5	5	0	2	9	2	0	2	0	0	28								
13	Xavier Castaneda	G	29:42	7-13	5-9	11-12	2	4	6	2	7	30	3	5	1	0	0	20								
34	Nate Johnson	G	26:02	5-6	1-1	0-0	0	2	2	2	2	11	0	0	1	0	0	23								
11	Sammy Hunter	F	24:23	2-8	1-5	0-0	1	0	1	0	5	2	0	0	0	0	0	11								
1	Garvin Clarke	F	11:06	2-5	0-1	0-0	1	1	2	0	4	1	1	0	0	0	0	-3								
1	Garvin Clarke	F	19:42	1-2	0-0	0-0	0	0	0	2	1	2	2	1	1	0	0	4								
0	Amani Lyles	G	02:24	0-0	0-0	0-0	0	0	0	0	0	0	0	0	0	0	0	-4								
3	Kobe Mitchell	G	02:24	0-2	0-2	0-0	0	1	1	0	0	0	0	0	0	0	0	-4								
20	Evan Wilson	G	01:48	0-1	0-1	0-0	0	0	0	0	0	0	0	0	0	0	0	-2								
Team							0	4	4		0		1													
Totals			29:61	8:22	20:23	11	26	37	14	19	86	15	11	7	3	1	20									

Technical Fouls:NONE

UB	AKRON	Points from		Period by Period Scoring		
		Turnovers	1st	2nd	TOT	
Biggest lead	1 (1 st 19:18)	26 (2 nd 2:56)	13	19		
Best Scoring Run	6 (2 nd 19:24)	8 (1 st 13:10)	40	42		
Lead Changes	2		6	12		
Times Tied	1		5	4		
Time with Lead	00:21	38:47	18	11		
			AKRON	46	86	

NO.	Name	Min	FG			3P			FT			Rebounds			Fouls			TP	AS	TO	ST	Blocks			+/-
			M	A	%	M	A	%	M	A	%	OR	DR	TOT	PF	FF	FD					BS	BA	BL	
23	Legend Geeter	F	18:26	3-6	0-0	0-0	1	0	1	2	1	6	0	1	1	0	1	-11							
2	Noah Farrakhan	G	32:51	5-10	0-0	1-2	1	4	5	4	3	11	2	1	0	0	0	-20							
5	Tyson Acuff	G	30:31	1-6	0-3	0-0	0	3	3	2	1	2	3	2	1	0	0	-25							
10	Oriando Lovejoy	G	18:30	3-5	0-0	1-2	0	2	2	5	1	7	0	1	0	0	0	-12							
12	Emoni Bates	G	32:24	3-13	1-9	6-6	0	3	3	1	13	3	4	0	0	0	25								
0	Kevin-David Rice	G	25:40	1-2	0-1	2-2	0	2	2	0	1	4	1	0	1	0	0	-13							
1	Colin Golsen	F	11:37	0-1	0-0	0-0	0	1	1	0	0	0	0	0	1	0	0	-16							
4	Jalin Billingsley	G	12:31	2-2	0-0	2-2	1	2	3	2	1	6	0	0	0	0	0	-8							
22	Yusuf Jihad	G	09:19	0-2	0-1	0-0	0	2	2	0	1	0	0	1	0	0	0	2							
35	Javante Handle	G	02:13	1-1	0-0	0-0	0	1	1	0	0	2	0	0	0	0	0	-7							
3	Luka Savicevic	G	02:24	0-1	0-0	0-0	0	0	0	0	0	0	0	0	0	0	0	-1							
33	Derek Ballard	G	02:24	0-1	0-1	0-0	0	0	0	0	0	0	0	0	0	0	0	-1							
13	Prakash Ketterhagen	G	01:10	0-0	0-0	0-0	0	0	0	0	0	0	0	0	0	0	0	0							
Team							2	2	4		0														



Official Basketball Box Score - Final

Ball St. at Akron

02/28/23 James A. Rhodes Arena, Akron
2022-23 Men's Basketball

Game Time: 7:00 PM

Game Duration: 2:06

Attendance: 1,912



Official Basketball Box Score - Final

Akron at Kent St.

03/09/23 Memorial Arena & Convocation Center, Kent
2022-23 Men's Basketball

Game Time: 6:00 PM

Game Duration: 2:29

Attendance: 6,527

Officials: Chris Beaver, Bill Ek, John Floyd

Ball St. - 83

Record: 20-10 (11-6)

Box score table for Ball St. at Akron with columns for NO., Name, Min, FG, 3P, FT, Rebounds, Fouls, TP, AS, TO, ST, Blocks, +/-.

Shooting By Period table for Ball St. at Akron with columns for 1st FG%, 3PT%, FT%, 2nd FG%, 3PT%, FT%, GM FG%, FT%, Dead Ball Rebounds.

Technical Fouls: Sellers 2nd 13:04

Akron - 84

Record: 21-10 (13-5)

Box score table for Akron at Kent St. with columns for NO., Name, Min, FG, 3P, FT, Rebounds, Fouls, TP, AS, TO, ST, Blocks, +/-.

Shooting By Period table for Akron at Kent St. with columns for 1st FG%, 3PT%, FT%, 2nd FG%, 3PT%, FT%, GM FG%, FT%, Dead Ball Rebounds.

Technical Fouls: NONE

Dead Ball Rebounds: 5, 0

Akron - 87

Record: 21-9 (13-4)

Box score table for Akron at Kent St. with columns for NO., Name, Min, FG, 3P, FT, Rebounds, Fouls, TP, AS, TO, ST, Blocks, +/-.

Shooting By Period table for Akron at Kent St. with columns for 1st FG%, 3PT%, FT%, 2nd FG%, 3PT%, FT%, GM FG%, FT%, Dead Ball Rebounds.

Technical Fouls: NONE

Kent St. - 89

Record: 25-6 (15-3)

Box score table for Kent St. at Akron with columns for NO., Name, Min, FG, 3P, FT, Rebounds, Fouls, TP, AS, TO, ST, Blocks, +/-.

Shooting By Period table for Kent St. at Akron with columns for 1st FG%, 3PT%, FT%, 2nd FG%, 3PT%, FT%, GM FG%, FT%, Dead Ball Rebounds.

Technical Fouls: Bench 1st 07:50

Dead Ball Rebounds: 2, 0

Summary table for Ball St. at Akron with columns for BSU, AKRON, Points from Turnovers, Second Chance, Fast Breaks, Bench.

Period by Period Scoring table for Ball St. at Akron with columns for 1st, 2nd, TOT.

Summary table for Akron at Kent St. with columns for UA, KSU, Points from Turnovers, Second Chance, Fast Breaks, Bench.

Period by Period Scoring table for Akron at Kent St. with columns for 1st, 2nd, OT1, TOT.



Official Basketball Box Score - Final

Buffalo at Akron

03/09/23 Rocket Mortgage FieldHouse, Cleveland, Ohio
2022-23 Men's Basketball

Game Time: 6:25 PM

Game Duration: 2:04

Attendance: 3,892

Officials: Chad Barlow, Alfred Smith, Michael Griffith

Buffalo - 77

Record: 15-17

Box score table for Buffalo at Akron with columns for NO., Name, Min, FG, 3P, FT, Rebounds, Fouls, TP, AS, TO, ST, Blocks, +/-.

Shooting By Period table for Buffalo at Akron with columns for 1st FG%, 3PT%, FT%, 2nd FG%, 3PT%, FT%, GM FG%, FT%, Dead Ball Rebounds.

Technical Fouls: NONE

Akron - 101

Record: 22-10

Box score table for Akron at Buffalo with columns for NO., Name, Min, FG, 3P, FT, Rebounds, Fouls, TP, AS, TO, ST, Blocks, +/-.

Shooting By Period table for Akron at Buffalo with columns for 1st FG%, 3PT%, FT%, 2nd FG%, 3PT%, FT%, GM FG%, FT%, Dead Ball Rebounds.

Technical Fouls: NONE

Summary table for Buffalo at Akron with columns for BUFF, AKR, Points from Turnovers, Second Chance, Fast Breaks, Bench.

Period by Period Scoring table for Buffalo at Akron with columns for 1st, 2nd, TOT.





2022-23 Akron Men's Basketball Combined Team Statistics All games

Page 1/1
as of Mar 10, 2023

Game Records

Record	Overall	Home	Away	Neutral
ALL GAMES	22-10	15-1	5-6	2-3
CONFERENCE	13-5	8-1	5-4	0-0
NON-CONFERENCE	9-5	7-0	0-2	2-3

Score by Periods

Team	1st	2nd	OT	TOT
Akron	1111	1256	23	2390
Opponents	970	1133	27	2130

Team Box Score

No.	Player				Total			3-Point		F-Throw		Rebounds				PF DQ A TO BLK STL PTS AVG						
		GP-GS	MIN	AVG	FG-FGA	FG%	3FG-3FGA	3FG%	FT-FTA	FT%	OFF	DEF	TOT	AVG	PF	DQ	A	TO	BLK	STL	PTS	AVG
13	CASTANEDA, Xavier	30-30	1003:18	33.4	171-406	.421	108-271	.399	203-237	.857	24	105	129	4.3	48	0	87	64	3	30	653	21.8
25	FREEMAN, Enrique	32-32	990:01	30.9	209-340	.615	1-3	.333	110-179	.615	103	249	352	11.0	72	2	62	68	36	19	529	16.5
4	HANKERSON, Trendon	32-32	1036:45	32.4	97-256	.379	72-189	.381	23-30	.767	10	117	127	4.0	68	2	68	41	16	29	289	9.0
11	HUNTER, Sammy	32-21	656:16	20.5	94-227	.414	49-150	.327	24-35	.686	28	59	87	2.7	56	1	14	15	3	5	261	8.2
2	TRIBBLE, Greg	31-31	890:01	28.7	72-182	.396	1-12	.083	51-68	.750	29	58	87	2.8	78	3	72	39	7	24	196	6.3
5	JOHNSON, Tavari	31-9	465:25	15.0	59-145	.407	22-63	.349	7-12	.583	8	48	56	1.8	44	0	55	41	4	25	147	4.7
34	JOHNSON, Nate	32-5	649:51	20.3	58-115	.504	21-50	.420	10-15	.667	29	67	96	3.0	52	1	29	31	1	34	147	4.6
1	CLARKE, Garvin	23-0	336:30	14.6	20-71	.282	4-31	.129	9-13	.692	24	25	49	2.1	27	0	28	25	2	10	53	2.3
0	LYLES, Amani	27-0	127:20	4.7	20-39	.513	0-1	.000	17-28	.607	18	8	26	1.0	37	1	4	8	7	8	57	2.1
3	MITCHELL, Kobe	24-0	240:35	10.0	12-44	.273	10-40	.250	4-4	1.000	2	13	15	0.6	19	0	11	6	1	8	38	1.6
20	WILSON, Evan	13-0	34:00	2.6	5-12	.417	5-10	.500	0-2	.000	0	1	1	0.1	4	0	3	3	0	2	15	1.2
12	MAYFIELD, Pat	9-0	19:59	2.2	2-6	.333	0-3	.000	1-2	.500	0	7	7	0.8	1	0	0	0	1	2	5	0.6
Team											52	55	107					11				
Total		32	6450		819-1843	.444	293-823	.356	459-625	.734	327	812	1139	35.6	506	10	433	352	81	196	2390	74.7
Opponents		32	6450		777-1807	.430	220-643	.342	356-484	.736	281	761	1042	32.6	590	14	362	400	97	180	2130	66.6

Team Statistics

	UA	OPP
Scoring	2390	2130
Points per game	74.7	66.6
Scoring margin	+8.1	-
Field goals-att	819-1843	777-1807
Field goal pct	.444	.430
3 point fg-att	293-823	220-643
3-point FG pct	.356	.342
3-pt FG made per game	9.2	6.9
Free throws-att	459-625	356-484
Free throw pct	.734	.736
F-Throws made per game	14.3	11.1
Rebounds	1139	1042
Rebounds per game	35.6	32.6
Rebounding margin	+3.0	-
Assists	433	362
Assists per game	13.5	11.3
Turnovers	352	400
Turnovers per game	11.0	12.5
Turnover margin	+1.5	-
Assist/turnover ratio	1.2	0.9
Steals	196	180
Steals per game	6.1	5.6
Blocks	81	97
Blocks per game	2.5	3.0
Winning streak	1	-
Home win streak	3	-
Attendance	30751	40824
Home games-Avg/Game	16-1922	11-3711
Neutral site-Avg/Game	-	5-3469

Team Results

Date	Opponent	Score	Att.	
11/07/2022	South Dakota St.	Wot	81-80	2157
11/11/2022	vs Mississippi St.	L	54-73	5213
11/15/2022	Morgan St.	W	65-59	1759
11/21/2022	vs Western Ky.	W	72-53	1250
11/22/2022	vs LSU	L	58-73	1200
11/23/2022	vs Nevada	L	58-62	2400
11/30/2022	at Marshall	L	57-68	4012
12/04/2022	Muskingum	W	80-33	1466
12/11/2022	Jackson St.	W	85-72	1385
12/14/2022	Wright St.	W	66-54	1398
12/19/2022	Maine	W	87-55	1424
12/22/2022	at Bradley	L	55-74	3530
12/30/2022	Concord	W	84-58	1550
01/03/2023	NIU	W	76-51	0
01/06/2023	at Ball St.	L	63-70	3476
01/10/2023	at Bowling Green	W	74-70	1844
01/13/2023	Eastern Mich.	W	104-67	2177
01/17/2023	at Central Mich.	W	69-51	1509
01/21/2023	at Western Mich.	W	63-55	2288
01/24/2023	Miami (OH)	W	73-68	1620
01/28/2023	Ohio	W	83-77	2234
01/31/2023	at Buffalo	W	81-64	5001
02/03/2023	Kent St.	W	67-55	5821
02/07/2023	Toledo	L	74-84	2041
02/10/2023	at Ohio	L	81-90	5038
02/14/2023	at Eastern Mich.	W	78-51	2122
02/18/2023	Buffalo	W	86-66	2068
02/21/2023	at Toledo	L	63-84	5677
02/25/2023	Western Mich.	W	81-64	1739
02/28/2023	Ball St.	W	87-83	1912
03/03/2023	at Kent St.	Lot	84-89	6327
03/09/2023	vs Buffalo	W	101-77	7284



2022-23 Akron Men's Basketball Combined Team Statistics In Conference games

Page 1/1
as of Mar 10, 2023

Game Records

Record	Overall	Home	Away	Neutral
ALL GAMES	13-5	8-1	5-4	0-0
CONFERENCE	13-5	8-1	5-4	0-0
NON-CONFERENCE	0-0	0-0	0-0	0-0

Score by Periods

Team	1st	2nd	OT	TOT
Akron	638	737	12	1387
Opponents	565	657	17	1239

Team Box Score

No.	Player	Total			3-Point			F-Throw		Rebounds				PF DQ A TO BLK STL PTS AVG								
		GP-GS	MIN	AVG	FG-FGA	FG%	3FG-3FGA	3FG%	FT-FTA	FT%	OFF	DEF	TOT	AVG	PF	DQ	A	TO	BLK	STL	PTS	AVG
13	CASTANEDA, Xavier	16-16	550:33	34.4	98-230	.426	59-156	.378	113-127	.890	16	48	64	4.0	34	0	44	39	2	15	368	23.0
25	FREEMAN, Enrique	18-18	578:53	32.2	132-209	.632	1-2	.500	80-121	.661	57	158	215	11.9	41	2	32	37	22	10	345	19.2
11	HUNTER, Sammy	18-14	385:32	21.4	58-120	.483	35-86	.407	17-25	.680	16	30	46	2.6	36	1	6	10	2	4	168	9.3
4	HANKERSON, Trendon	18-18	587:24	32.6	51-146	.349	40-114	.351	10-12	.833	4	59	63	3.5	42	2	42	24	11	13	152	8.4
2	TRIBBLE, Greg	17-17	511:52	30.1	42-99	.424	0-3	.000	34-42	.810	15	27	42	2.5	44	2	43	21	5	13	118	6.9
34	JOHNSON, Nate	18-4	384:47	21.4	38-70	.543	12-30	.400	8-11	.727	17	40	57	3.2	32	1	22	14	0	21	96	5.3
5	JOHNSON, Tavari	18-3	227:04	12.6	23-70	.329	9-30	.300	1-2	.500	3	21	24	1.3	27	0	26	17	2	11	56	3.1
0	YLES, Amani	14-0	61:04	4.4	11-22	.500	0-1	.000	9-13	.692	4	3	7	0.5	20	1	2	2	3	4	31	2.2
1	CLARKE, Garvin	14-0	180:40	12.9	11-36	.306	2-13	.154	5-6	.833	15	13	28	2.0	14	0	16	11	0	6	29	2.1
3	MITCHELL, Kobe	14-0	132:40	9.5	5-24	.208	5-22	.227	2-2	1.000	0	6	6	0.4	8	0	9	2	0	2	17	1.2
20	WILSON, Evan	7-0	15:35	2.2	2-5	.400	2-4	.500	0-0	.000	0	0	0	0.0	0	0	0	1	0	0	6	0.9
12	MAYFIELD, Pat	4-0	08:56	2.2	0-2	.000	0-1	.000	1-2	.500	0	3	3	0.8	1	0	0	0	1	1	1	0.3
Team											29	29	58					7				
Total		18	3625		471-1033	.456	165-462	.357	280-363	.771	176	437	613	34.1	299	9	242	185	48	100	1387	77.1
Opponents		18	3625		438-992	.442	127-372	.341	236-311	.759	155	418	573	31.8	339	10	198	218	52	90	1239	68.8

Team Statistics

	UA	OPP
Scoring	1387	1239
Points per game	77.1	68.8
Scoring margin	+8.2	-
Field goals-att	471-1033	438-992
Field goal pct	.456	.442
3 point fg-att	165-462	127-372
3-point FG pct	.357	.341
3-pt FG made per game	9.2	7.1
Free throws-att	280-363	236-311
Free throw pct	.771	.759
F-Throws made per game	15.6	13.1
Rebounds	613	573
Rebounds per game	34.1	31.8
Rebounding margin	+2.2	-
Assists	242	198
Assists per game	13.4	11.0
Turnovers	185	218
Turnovers per game	10.3	12.1
Turnover margin	+1.8	-
Assist/turnover ratio	1.3	0.9
Steals	100	90
Steals per game	5.6	5.0
Blocks	48	52
Blocks per game	2.7	2.9
Winning streak	0	-
Home win streak	3	-
Attendance	19612	33282
Home games-Avg/Game	9-2179	9-3698
Neutral site-Avg/Game	-	0-0

Team Results

Date	Opponent		Score	Att.
01/03/2023	NIU	W	76-51	0
01/06/2023	at Ball St.	L	63-70	3476
01/10/2023	at Bowling Green	W	74-70	1844
01/13/2023	Eastern Mich.	W	104-67	2177
01/17/2023	at Central Mich.	W	69-51	1509
01/21/2023	at Western Mich.	W	63-55	2288
01/24/2023	Miami (OH)	W	73-68	1620
01/28/2023	Ohio	W	83-77	2234
01/31/2023	at Buffalo	W	81-64	5001
02/03/2023	Kent St.	W	67-55	5821
02/07/2023	Toledo	L	74-84	2041
02/10/2023	at Ohio	L	81-90	5038
02/14/2023	at Eastern Mich.	W	78-51	2122
02/18/2023	Buffalo	W	86-66	2068
02/21/2023	at Toledo	L	63-84	5677
02/25/2023	Western Mich.	W	81-64	1739
02/28/2023	Ball St.	W	87-83	1912
03/03/2023	at Kent St.	Lot	84-89	6327