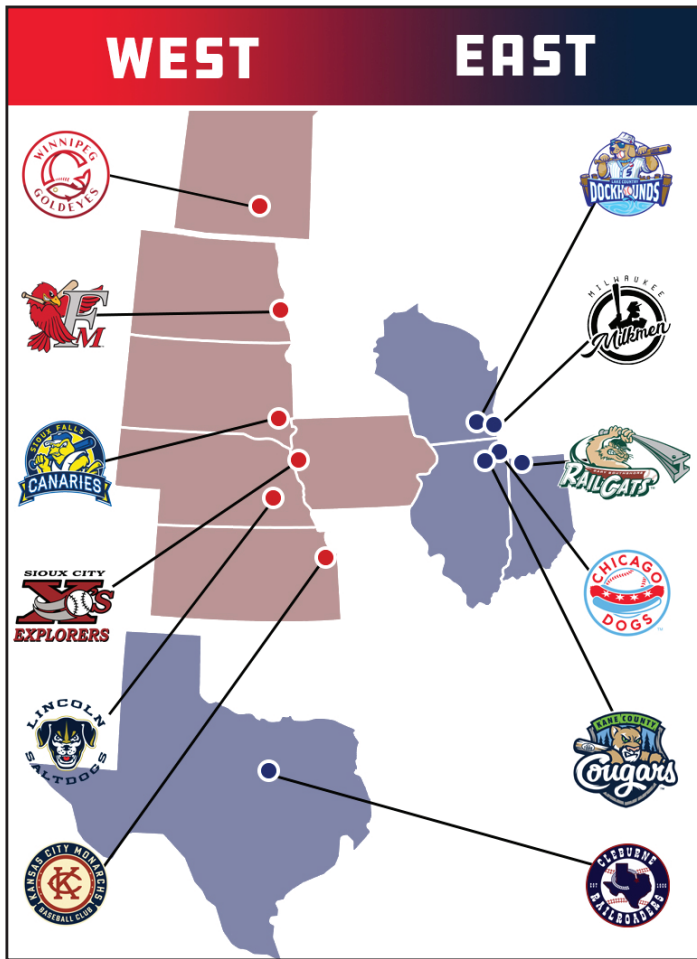




AMERICAN ASSOCIATION OF PROFESSIONAL BASEBALL

# 2023

MEDIA GUIDE



## East Division

Chicago Dogs      Cleburne Railroaders      Gary SouthShore RailCats  
 Kane County Cougars      Lake Country DockHounds      Milwaukee Milkmen

## West Division

Fargo-Moorhead RedHawks      Kansas City Monarchs      Lincoln Saltdogs  
 Sioux City Explorers      Sioux Falls Canaries      Winnipeg Goldeyes

AMERICAN ASSOCIATION MILEAGE CHART												
	CHI	CLE	F-M	GAR	KCO	KC	LC	LIN	MKE	SC	SF	WPG
Chicago		984	631	57	36	523	105	517	74	472	563	852
Cleburne	984		1,105	983	980	569	1,053	652	1,042	777	866	1,323
Fargo-Moorhead	631	1,105		674	624	599	543	477	573	331	243	219
Gary SouthShore	57	983	674		72	533	147	539	112	545	606	892
Kane County	36	980	624	72		509	94	491	108	480	551	841
Kansas City	523	569	599	533	509		544	192	559	269	358	814
Lake Country	105	1,053	543	147	94	544		525	33	443	475	767
Lincoln	517	652	477	539	491	192	525		552	155	240	690
Milwaukee	74	1,042	573	112	108	559	33	552		475	505	795
Sioux City	472	777	331	545	480	269	443	155	475		85	546
Sioux Falls	563	866	243	606	551	358	475	240	505	85		458
Winnipeg	852	1,323	219	892	841	814	767	690	795	546	458	

## AMERICAN ASSOCIATION 2023 MEDIA GUIDE

P.O. Box 995

Moorhead, MN 56561-0995.

Phone: (218) 512-0380.

Web: AABaseball.com.

Twitter: @AA\_Baseball.

Facebook.com/AmericanAssociationBaseball.



### LEAGUE ADMINISTRATION

**Commissioner:** Joshua Schaub.

**Deputy Commissioner:** Josh Buchholz.

**Director, Umpires:** Ronnie Teague.

**Director, Digital Media:** Jake Kranz.

**Digital Content Host:** Carter Woodiel.

**Director, Social Media:** Tyler Webb.

**League Historian:** Hoffman Wolff.

### LEAGUE DIRECTORS

**Shawn Hunter,** Chicago Dogs

**Daryn Eudaly,** Cleburne Railroaders

**Brad Thom,** Fargo-Moorhead RedHawks

**Patrick Salvi,** Gary SouthShore RailCats

**Dr. Bob Froehlich,** Kane County Cougars

**Mark Brandmeyer,** Kansas City Monarchs

**Tom Kelenic,** Lake Country DockHounds

**Jim Abel,** Lincoln Saltdogs

**Mike Zimmerman,** Milwaukee Milkmen

**John Roost,** Sioux City Explorers

**Brian Slipka,** Sioux Falls Canaries

**Sam Katz,** Winnipeg Goldeyes

### PLAYOFFS

Top four teams in each division play in best-of-three series. Winners play in best-of-three Division Series. Winners play best-of-five American Association Finals.

### ROSTER RULES

The roster limit for an American Association club is 25 players, with a minimum of 20. An additional two players may be on the disabled list during the regular season. Of those 25 players, a maximum of six may be Veterans and minimum of five must be Rookie or LS-1 classification. Teams carrying 22 players must have a minimum of four Rookies/LS-1 players. Teams carrying 21 or fewer players must have a minimum of three rookie/LS-1 players. The remaining players will be designated as limited service (LS) players.

During the pre-season, a maximum of 30 players may be under contract at any one time without regard to classification. The regular season active player roster limit must be met two days before the start of the regular season at 11:59 p.m. CT.

**Year of Service:** A year of service for American Association players is 75 official at bats or more in a MLB PBL league or Independent League or Leagues, or 30 innings or more pitched in a MLB PBL league or Independent League or Leagues, in any season prior to the present calendar year. For Independent or Short Season/Rookie league service, the first two years of service equals one MLB PBL league year. For foreign players, the classification and salary level will be determined by the Deputy Commissioner.

**Rookie:** A player with less than one year of service.

**LS-1:** A player with less than two years of service.

**LS-2:** A player with less than three years of service.

**LS-3:** A player with less than four years of service.

**LS-4:** A player with less than five years of service. Two of the six LS-4 players may be an LS-5.

**LS-5:** A player with less than six years of service.

**Veteran:** A player with six or more years of service. If a player has six or more years of service but has not reached the age of 27 prior to September 1 of that season, he will be considered an LS-4. If he has not reached the age of 25 prior to September 1 of that season, he will be considered an LS-3.

The 2023 American Association media guide was designed by Hoffman Wolff, with editorial assistance from league media relations directors.

## 2022 FINAL STANDINGS

East Division	W	L	Pct.	GB	Home	Road
Chicago Dogs	54	46	.540	--	25-25	29-21
Kane County Cougars	54	46	.540	--	27-23	27-23
Milwaukee Milkmen	53	47	.530	1	31-19	22-28
Cleburne Railroaders	50	50	.500	4	23-27	27-23
Gary SouthShore RailCats	42	58	.420	12	16-35	26-23
Lake Country DockHounds	34	66	.340	20	18-32	16-34
West Division	W	L	Pct.	GB	Home	Road
Kansas City Monarchs	65	35	.650	--	36-14	29-21
Fargo-Moorhead RedHawks	64	36	.640	1	33-17	31-19
Winnipeg Goldeyes	53	47	.530	12	29-21	24-26
Lincoln Saltdogs	49	51	.490	16	24-26	25-25
Sioux City Explorers	49	51	.490	16	23-25	26-26
Sioux Falls Canaries	33	67	.330	32	20-31	13-36

## Division Semifinals

Date	Chicago vs. Milwaukee	Kane County vs. Cleburne
Wed., Sep. 7	Chicago 1 at Milwaukee 2	Kane County 1 at Cleburne 3
Fri., Sep. 9	Milwaukee 6 at Chicago 8	Cleburne 4 at Kane County 6
Sat., Sep. 10	Milwaukee 3 at Chicago 1	Cleburne 7 at Kane County 3

**Milwaukee and Cleburne advance to East Division Championship Series.**

Date	Kansas City vs. Lincoln	Fargo vs. Winnipeg
Wed., Sep. 7	Kansas City 5 at Lincoln 2	Fargo 3 at Winnipeg 6
Fri., Sep. 9	Lincoln 3 at Kansas City 8	Winnipeg 3 at Fargo 8
Sat., Sep. 10		Winnipeg 3 at Fargo 7

**Kansas City and Fargo-Moorhead advance to West Division Championship Series.**

## Division Championship Series

Date	East - Milwaukee vs. Cleburne	Win	Loss	Save
Mon., Sep. 12	Milwaukee 5 at Cleburne 1	Schugel	Bullard	Holmes
Wed., Sep. 14	Cleburne 1 at Milwaukee 2	Zimmerman	Hilton	Benoit

**Milwaukee wins East Division championship, 2 games to 0.**

Date	West - Kansas City vs. Fargo	Win	Loss	Save
Mon., Sep. 12	Kansas City 5 at Fargo 2	Glowicki	Birlingmair	Valdez
Wed., Sep. 14	Fargo 8 at Kansas City 5	Stover	Rhoades	DuBord
Thu., Sep. 15	Fargo 4 at Kansas City 1	Wigginton	Miller	DuBord

**Fargo-Moorhead wins West Division Championship, 2 games to 1.**

## American Association Finals

Date	Fargo vs. Milwaukee	Win	Loss	Save
Sat., Sep. 17	Fargo 1 at Milwaukee 7	Schugel	McGovern	
Sun., Sep. 18	Fargo 7 at Milwaukee 3	Feldman	Holmes	
Tue., Sep. 20	Milwaukee 2 at Fargo 7	Grauer	Zimmerman	
Wed., Sep. 21	Milwaukee 3 at Fargo 0	Young	Wigginton	Benoit
Thu., Sep. 22	Milwaukee 8 at Fargo 9	DuBord	Bartow	

**Fargo-Moorhead wins league championship, 3 games to 2.**

## 2022 Managers (seasons with club)

<b>Chicago:</b> Butch Hobson (5)	<b>Lake Country:</b> Jim Bennett (1)
<b>Cleburne:</b> Logan Watkins (2)	<b>Lincoln:</b> Brett Jodie (2)
<b>Fargo-Moorhead:</b> Chris Coste (3)	<b>Milwaukee:</b> Anthony Barone (3)
<b>Gary SouthShore:</b> Greg Tagert (16)	<b>Sioux City:</b> Steve Montgomery (9)
<b>Kane County:</b> George Tsamis (2)	<b>Sioux Falls:</b> Mike Meyer (6)
<b>Kansas City:</b> Joe Calfapietra (5)	<b>Winnipeg:</b> Rick Forney (18)

## 2022 Monthly Honors

Month	Batter of the Month	Pitcher of the Month
June	Leobaldo Pina, Fargo-Moorhead	Luis Ramirez, Winnipeg
July	Zach Nehrir, Cleburne	Greg Minier, Lincoln
August	Peter Maris, Fargo-Moorhead	Matt Hall, Kansas City

## 2022 Weekly Honors

Week Ending	Batter of the Week	Pitcher of the Week
May 15	Ernie de la Trinidad, Kane County	Kyle Kinman, Lincoln
May 22	Chase Harris, Sioux City	Matt Hall, Kansas City
May 29	Jan Hernandez, Kansas City	Buddy Bauman, Lincoln
June 5	Dylan Kelly, Milwaukee	Luis Ramirez, Winnipeg
June 12	Drew Ward, Fargo-Moorhead	Harrison Francis, Gary SouthShore
June 19	Leobaldo Pina, Fargo-Moorhead	Zach Keenan, Lincoln
June 26	Leobaldo Pina, Fargo-Moorhead	Ty Culbreth, Sioux Falls
July 3	Kacy Clemens, Cleburne	Duncan Snider, Lake Country
July 10	Aaron Takacs, Sioux Falls	Vance Worley, Kane County
July 17	Chase Simpson, Cleburne	Joe Cavallaro, Chicago
July 24	Keon Barnum, Milwaukee	Angel Ventura, Lake Country
July 31	Raul Navarro, Winnipeg	Greg Minier, Lincoln
August 7	Peter Maris, Fargo	Garrett Delano, Lincoln
August 14	David Washington, Winnipeg	Matt Hall, Kansas City
August 22	John Silviano, Fargo	Westin Muir, Kane County
August 29	Raul Navarro, Winnipeg	Tyler Grauer, Fargo-Moorhead
Sept. 5	Nick Franklin, Kane County	Stevie Ledesma, Sioux Falls

## All-Stars and Awards

<b>C:</b> Ryan Lidge, Chicago	<b>Player of the Year:</b> Max Murphy, Winnipeg
<b>1B:</b> David Washington, Winnipeg	<b>Defensive Player of the Year:</b> Chase Harris, S.C.
<b>2B:</b> Grant Kay, Chicago	<b>Rookie Position Player of the Year:</b> Daniel Lingua, Gary SouthShore
<b>3B:</b> Leobaldo Pina, Fargo	<b>Rookie Pitcher of the Year:</b> Tyler Grauer, Fargo
<b>SS:</b> Raul Navarro, Winnipeg	<b>Manager of the Year:</b> Chris Coste, Fargo-Moorhead
<b>OF:</b> Jimmy Kerrigan, Kane County	<b>Executive of the Year:</b>
<b>OF:</b> Zach Nehrir, Cleburne	<b>Umpire of the Year:</b>
<b>OF:</b> Max Murphy, Winnipeg	<b>Playing Field of the Year:</b> Haymarket Park, Lincoln
<b>DH:</b> Drew Ward, Fargo	<b>Broadcaster/Media Relations of the Year:</b>
<b>Starting Pitcher:</b> Matt Hall, K.C.	<b>Clubhouse Manager of the Year:</b>
<b>Relief:</b> Alex DuBord, Fargo	<b>Social Media Team of the Year:</b>

## Batting Leaders

BATTER	TEAM	AVG	G	AB	R	H	HR	RBI	BB	SO
Torres, Bryan	Milwaukee	.374	93	372	73	139	3	56	40	46
Thompson, David	Winnipeg	.3463	73	283	71	98	19	63	36	39
Pina, Leobaldo	Fargo	.3458	95	373	66	129	8	67	35	48
Ward, Drew	Fargo	.345	82	296	64	102	17	48	63	68
Ulrich, Wyatt	Sioux Falls	.338	63	269	52	91	4	24	22	49
Navarro, Raul	Winnipeg	.335	91	370	75	124	6	51	31	65
Clemens, Kacy	Cleburne	.325	66	249	43	81	9	59	35	54
LaValley, Gavin	Sioux Falls	.324	87	346	50	112	20	73	33	72
Lidge, Ryan	Chicago	.322	95	335	60	108	12	80	59	72
Sweeney, Darnell	K.C.	.321	92	380	80	122	13	49	51	97

## Category Leaders

Home Runs			RBI		
Murphy, Max	Winnipeg	31	Murphy, Max	Winnipeg	97
Washington, David	Winnipeg	30	Henry, Jabari	Sioux Falls	86
Henry, Jabari	Sioux Falls	29	Adams, Matt	Kansas City	85
Adams, Matt	Kansas City	27	Barnum, Keon	Milwaukee	84
Kerrigan, Jimmy	Kane County	27	Silviano, John	Fargo	84

Stolen Bases			Hits		
Amaral, Danny	Sioux City	48	Torres, Bryan	Milwaukee	139
Crouse, Michael	CHI/WPG	38	Pina, Leobaldo	Fargo	129
Nehrir, Zach	Cleburne	35	Murphy, Max	Winnipeg	124
Trowbridge, Logan	Milwaukee	33	Navarro, Raul	Winnipeg	124
Pruitt, Reggie	Winnipeg	32	Sweeney, Darnell	Kansas City	122

Runs			At-Bats		
Nehrir, Zach	Cleburne	81	Murphy, Max	Winnipeg	403
Kerrigan, Jimmy	Kane County	80	Noriega, Gabriel	Lake Country	402
Sweeney, Darnell	Kansas City	80	Woodworth, Michael	Gary	401
Murphy, Max	Winnipeg	76	Kerrigan, Jimmy	Kane County	398
Three tied with		75	Maris, Peter	Fargo	392

Doubles			Triples		
Pina, Leobaldo	Fargo	33	Woodworth, Michael	Gary	8
Simpson, Chase	Cleburne	33	Lingua, Daniel	Gary	6
Maris, Peter	Fargo	31	Amaral, Danny	Sioux City	5
Kerrigan, Jimmy	Kane County	31	Hill, Aaron	Milwaukee	5
Sagdal, Ian	Winnipeg	29	Nehrir, Zach	Cleburne	5
			Thompson, David	Kansas City	5

Total Bases			On-Base Percentage		
Murphy, Max	Winnipeg	242	Ward, Drew	Fargo	.467
Kerrigan, Jimmy	Kane County	237	Henandez, Jan	Kansas City	.438
Simpson, Chase	Cleburne	220	Torres, Bryan	Milwaukee	.435
Washington, David	Winnipeg	207	Arroyo, Edwin	Cleburne	.434
Nehrir, Zach	Cleburne	205	Thompson, David	Kansas City	.432

Walks			Extra-Base Hits		
Johnson, Sherman	Kane County	75	Kerrigan, Jimmy	Kane County	60
Crouse, Michael	CHI/WPG	67	Simpson, Chase	Cleburne	60
Hill, Aaron	Milwaukee	66	Maris, Peter	Fargo	52
Simpson, Chase	Cleburne	65	Murphy, Max	Winnipeg	52
Silviano, John	Fargo	64	Washington, David	Winnipeg	47

## Pitching Leaders

PITCHER	TEAM	G	W-L	ERA	IP	H	BB	SO
Hall, Matt	Kansas City	14	10-2	1.10	82.0	59		
Minier, Greg	Lincoln	19	6-6	2.48	109.0	92		
Kinley, Jeff	Chicago	28	8-3	2.73	85.2	68		
Fox, Jack	Kane County	18	11-3	3.04	91.2	93		
Grauer, Tyler	Fargo	21	10-5	3.51	125.2	120		
McGovern, Kevin	Fargo	21	10-3	3.70	126.2	119		
Wigginton, Peyton	Fargo	15	9-3	3.84	91.1	92		
Kipper, Jordan	Chicago	17	9-7	3.93	94.0	104		
Erwin, Chris	Gary	20	3-5	4.01	83.0	83		
McRae, Alex	Lake Country	14	5-4	4.01	83.0	89		

## Category Leaders

Wins			Losses		
Fox, Jack	Kane County	11	Pulido, Joey	Sioux Falls	12
Grauer, Tyler	Fargo	10	Kullman, A.J.	Chicago	10
Hall, Matt	Kansas City	10	Garkow, Tyler	Sioux Falls	9
Hilton, Kevin	Cleburne	10	Smith, Myles	Milwaukee	9
McCanna, Kevin	Sioux City	10	Worley, Vance	Kane County	9
McGovern, Kevin	Fargo	10			
Ramirez, Luis	Winnipeg	10			

Games			Strikeouts		
Seabrooke, Travis	Winnipeg	60	McGovern, Kevin	Fargo	141
Strobel, Tasker	Winnipeg	53	Ramirez, Luis	Winnipeg	133
Fairchild, Austin	Cleburne	51	Alexander, Garrett	Cleburne	125
Koch, Brandon	Kansas City	50	Kinley, Jeff	Chicago	119
Lind, Luke	Fargo	47	Minier, Greg	Lincoln	116

Saves			Games Started		
DuBord, Alex	Fargo	23	McGovern, Kevin	Fargo	21
Strobel, Tasker	Winnipeg	21	Ramirez, Luis	Winnipeg	21
McIlraith, Thomas	Sioux City	19	Six tied with		20
McGrane, Jameson	Kansas City	17			
Gardewine, Nick	Cleburne	15			

Innings Pitched			Walks		
McGovern, Kevin	Fargo	126.2	Alexander, Garrett	Cleburne	62
Grauer, Tyler	Fargo	125.2	Hartman, Matt	Kansas City	60
Ramirez, Luis	Winnipeg	125.2	Kruczynski, Evan	Lake Country	53
Fuentes, Jose	Kane County	120.1	Fuentes, Jose	Kane County	50
McCanna, Kevin	Sioux City	118.2	Simms, Trevor	Fargo	50

Complete Games			Shutouts		
Kruczynski, Evan	Lake Country	2	Several tied with		1
15 tied with		1			

Home Runs Allowed			Opponents' Batting Average		
Alexander, Garrett	Cleburne	23	Hall, Matt	Kansas City	.195
Allison, Ben	FM/KCO	23	Kinley, Jeff	Chicago	.216
Lang, Neil	Sioux Falls	23	Minier, Greg	Lincoln	.223
Culbreth, Ty	Sioux Falls	21	Ledet, Patrick	Sioux City	.228
Jimenez, Francisco	Lake Country	20	Hartman, Matt	Kansas City	.230
Pulido, Joey	Sioux Falls	20			

**Team Batting Game Highs****At-Bats:** 49, Chicago vs. Cleburne, May 24**Hits:** 23, K.C. vs. S.F., May 28; K.C. vs. Milwaukee, June 19 and Cleburne vs. Lincoln, July 17**Runs Scored:** 25, Cleburne vs. Lincoln, July 17**RBI:** 24, Cleburne vs. Lincoln, July 17**Doubles:** 9, Lake Country vs. Fargo-Moorhead, June 10**Triples:** 2, several.**Home Runs:** 7, Kane County vs. Lake Country, July 1**Total Bases:** 51, Fargo-Moorhead vs. Kane County, August 18**Walks:** 13, Chicago vs. Lincoln, May 18 and Lake Country vs. Gary, July 5**Strikeouts:** 19, Gary vs. Chicago, August 10 and Lake Country vs. Sioux City, August 27**Sacrifice Flies:** 4, Milwaukee vs. Cleburne, June 10**Stolen Bases:** 15, Gary SouthShore vs. Cleburne, July 30**Caught Stealing:** 4, Gary SouthShore vs. Milwaukee, June 24**Hit by Pitch:** 5, Milwaukee vs. Chicago, July 3**Runners Left On Base:** 17, Fargo-Moorhead vs. Sioux Falls, June 8**Hit into Double Play:** 4, Sioux City vs. Fargo-Moorhead, July 27**Team Fielding Game Highs****Putouts:** 33, Kane County vs. Chicago, September 2**Assists:** 18, Cleburne vs. Lake Country, July 8**Errors:** 5, Sioux City vs. Sioux Falls, June 30**Passed Balls:** 3, Chicago vs. Lake Country, June 18**Team Pitching Game Highs****Innings Pitched:** 11.0, several.**Hits Allowed:** 23, S.F. vs. K.C., 5/28, Milwaukee vs. K.C., 6/19 and Lincoln vs. Cleburne, 7/17.**Runs Allowed:** 25, Lincoln vs. Cleburne, July 17**Home Runs Allowed:** 7, Lake Country vs. Kane County, July 1**Strikeouts:** 19, Chicago vs. Gary, August 10 and Sioux City vs. Lake Country, August 27**Wild Pitches:** 6, Winnipeg vs. Lake Country, July 30**Walks:** 13, Lincoln vs. Chicago, May 18 and Gary vs. Lake Country, July 5**Hit Batters:** 5, Chicago vs. Milwaukee, July 3**Individual Batting Game Highs****At-Bats:** 7, Charlie Tilson, Chicago vs. Cleburne, May 24**Hits:** 6, Ernie De La Trinidad, Kane County, August 4**Runs:** 5, Raul Navarro, Winnipeg vs. Sioux Falls, September 5**RBI:** 9, Tom Walraven, Gary SouthShore vs. Milwaukee, September 4**Doubles:** 4, Kacy Clemens, Cleburne vs. Gary SouthShore, July 20**Triples:** 2, Max Murphy, Winnipeg vs. Fargo-Moorhead, June 30**Home Runs:** 3, Max Murphy, Winnipeg vs. Fargo-Moorhead, August 27**Total Bases:** 15, Nick Franklin, Kane County vs. Gary SouthShore, August 30**Walks:** 5, Charlie Tilson, Chicago vs. Fargo-Moorhead, August 20**Strikeouts:** 5, Keon Barnum, Milwaukee vs. Lincoln, July 28**Sacrifice Flies:** 2, several.**Stolen Bases:** 5, Darnell Sweeney, Kansas City vs. Gary SouthShore, May 26**Caught Stealing:** 2, Victor Nova, Gary SouthShore vs. Cleburne, July 28**Hit By Pitch:** 3, Chad Sedio, Milwaukee vs. Chicago, July 2**Runners Left on Base:** 5, Anfernee Grier, Chicago vs. Lincoln, May 17**Hit into Double Play:** 3, Zach Racusin, Gary SouthShore vs. Lake Country, June 7**Individual Fielding Game Highs****Putouts:** 20, Dylan Kelly, Sioux City vs. Lake Country, August 27**Assists:** 8, Sam Dexter, Fargo-Moorhead vs. Lake Country, June 20**Errors:** 3, Raul Navarro, Winnipeg vs. Kansas City, August 22**Passed Balls:** 3, Ryan Lidge, Chicago vs. Lake Country, June 18**Individual Pitching Game Highs****Hits Allowed:** 14, Ty Culbreth, Sioux Falls vs. Milwaukee, May 21**Runs Allowed:** 14, Ty Culbreth, Sioux Falls vs. Milwaukee, May 21 and Kevin Hillton, Cleburne vs. Kansas City, July 5**Strikeouts:** 17, Jeff Kinley, Chicago vs. Gary SouthShore, August 10**Wild Pitches:** 4, Johnathon Tripp, Chicago vs. Lake Country, June 25**Hit Batters:** 4, Garrett Alexander, Cleburne vs. Lake Country, August 5**All-Time American Association Win-Loss Percentages**

Club (seasons)	W	L	Pct.	Playoffs	Titles
Wichita Wingnuts (11)	650	436	.599	8	1
Laredo Lemurs (5)	278	220	.558	3	1
Fargo-Moorhead RedHawks (12)	634	524	.548	5	1
St. Paul Saints (15)	786	654	.546	7	1
Winnipeg Goldeyes (11)	631	527	.545	6	3
Chicago Dogs (4)	247	210	.541	2	0
Kansas City Monarchs/T-Bones (11)	589	509	.536	4	2
Ft. Worth Cats (6)	307	266	.534	4	2
Sioux City Explorers (16)	810	769	.513	6	0
Lincoln Saltdogs (16)	804	768	.512	7	1
Milwaukee Milkmen (4)	184	176	.511	3	1
Gary SouthShore RailCats (11)	549	549	.500	3	1
Kane County Cougars (1)	98	101	.492	0	1
Shreveport Sports/Captains (6)	278	295	.485	2	1
Cleburne Railroaders (5)	241	258	.483	2	0
Pensacola Pelicans (5)	223	255	.467	2	0
Coastal Bend Aviators (2)	87	101	.463	0	0
Joplin Blasters (2)	91	109	.455	0	0
Amarillo Sox/Thunderheads (5)	224	275	.449	0	0
Sioux Falls Canaries (17)	714	922	.4364	3	1
Texas/Grand Prairie AirHogs (12)	517	669	.4359	3	1
St. Joe Blacksnakes (2)	83	108	.435	0	0
El Paso Diablos (7)	328	445	.424	1	0
Lake Country DockHounds (1)	34	66	.340	0	0

**GREATEST SEASON-TO-SEASON RECORD CHANGES**

Team	Seasons	From	To	Improvement
<b>Sioux City</b>	2014-2015	47-53	75-25	+ 28 games
<b>St. Paul</b>	2014-2015	48-52	74-26	+ 26 games
<b>Sioux City</b>	2017-2018	46-54	71-29	+ 25 games
<b>Cleburne</b>	2018-2019	33-66	57-43	+ 23.5 games
<b>Sioux Falls</b>	2009-2010	40-56	63-33	+ 23 games
<b>El Paso</b>	2006-2007	33-60	56-40	+ 21.5 games
<b>Fargo-Moorhead</b>	2011-2012	44-56	65-35	+ 21 games
<b>Shreveport</b>	2008-2009	26-68	48-48	+ 21 games

Team	Seasons	From	To	Decline
<b>Sioux Falls</b>	2010-2011	63-33	42-57	- 22.5 games
<b>Winnipeg</b>	2017-2018	62-38	41-59	- 21 games
<b>Sioux City</b>	2015-2016	75-25	54-46	- 21 games
<b>Shreveport</b>	2007-2008	47-48	26-68	- 20.5 games
<b>Lincoln</b>	2014-2015	54-46	34-66	- 20 games
<b>Sioux Falls</b>	2008-2009	60-36	40-56	- 20 games
<b>Joplin</b>	2015-2016	55-45	36-64	- 19 games
<b>Gary</b>	2018-2019	59-41	40-59	- 18.5 games
<b>Fargo-Moorhead</b>	2013-2014	62-38	43-56	- 18.5 games

# CHICAGO DOGS

2022 Record: 54-46, T-1st place, East

9800 Balmoral Avenue  
Rosemont, IL 60018

**Phone:** (847) 260-2544

**Web:** TheChicagoDogs.com

**Twitter:** @TheChicagoDogs.

**Facebook.com/TheChicagoDogs**



## FRONT OFFICE

**Owners:** Shawn Hunter, Steven Gluckstern.

**Chief Operating Officer:** Trish Zuro.

**Corporate Partnerships:** Allie Grengs, Chris Lennon.

**Marketing Director:** Christine Reznicek.

**Sales Director:** Evan Gersonde.

**Sales Managers:** Jon Ryan, Mackenzie Thomas.

**Account Managers:** Robert Laible, Shaun Van Tholen.

**Social Media:** Meredith Cavaleri.

**Media Relations:** Matthew Bryant.

**Community Relations:** Daniela Barrios.

**Director, Operations:** Joe Costa.

**Asst. Director, Ops.:** Mario Tenuta.

## FIELD STAFF

**Manager:** Butch Hobson.

**Pitching Coach:** Stu Cliburn.

**Hitting Coach:** Joe Dominiak.

## GAME-DAY INFORMATION

**Stadium:** Impact Field.

**Year Built:** 2018. **Capacity:** 6,300.

**Outfield Dimensions:** 313-389-294.

**Broadcaster:** Sam Brief.

**Games Broadcast:** All.

**Webcast:** mixlr.com/chicago-dogs-baseball-network.

**Visiting Club Hotel:** Hilton Garden Inn, 2930 South River Road, Des Plaines, IL 60018.

**Telephone:** (847) 636-5391.

## 2023 SCHEDULE

**Standard home game times:** Mon, Tue,

Wed, Fri 6:30; Thu, Sat 6:00; Sun 3:00.

**Exceptions:**

Wednesday, May 31: 10:30 a.m.

Wednesday, June 14: 11:30 a.m.

Wednesday, July 5: 11:30 a.m.

Tuesday, July 25: 11:30 a.m.

Monday, September 4: 1:00.

### May

**Fri 12 - Sun 14**

**Lincoln**

Tue 16 - Thu 18

@ Kane County

**Fri 19 - Sun 21**

**Fargo**

Tue 23 - Sun 28

@ Cleburne

**Tue 30 - Wed 31**

**Winnipeg**

### June

**Thu 1**

**Winnipeg**

**Fri 2 - Sun 4**

**Milwaukee**

Tue 6 - Thu 8

@ Winnipeg

Fri 9 - Sun 11

@ Fargo

**Tue 13 - Thu 15**

**Kane County**

**Fri 16 - Mon 19**

**Kansas City**

Tue 20 - Thu 22

@ Kane County

Fri 23 - Sun 25

@ Kansas City

Tue 27 - Thu 29

@ Lake Country

**Fri 30**

**Sioux Falls**

### July

**Sat 1 - Sun 2**

**Sioux Falls**

**Mon 3 - Wed 5**

**Kane County**

Fri 7 - Sun 9

@ Sioux Falls

Tue 11 - Thu 13

@ Milwaukee

**Fri 14 - Sun 16**

**Lake Country**

Thu 20 - Sun 22

@ Gary

**Tue 25 - Thu 27**

**Lake Country**

**Fri 28 - Sun 30**

**Milwaukee**

### August

Tue 1 - Thu 3

@ Lincoln

Fri 4 - Sun 6

@ Milwaukee

**Tue 8 - Thu 10**

**Gary**

Fri 11 - Sun 13

@ Sioux City

**Tue 15 - Sun 20**

**Cleburne**

Mon 21 - Thu 24

@ Lake Country

Fri 25 - Sun 27

@ Gary

**Mon 29 - Wed 31**

**Gary**

### September

**Fri 1 - Mon 4**

**Sioux City**

## FIELD MANAGER - BUTCH HOBSON



Butch Hobson returns to Chicago for his sixth season in 2022 after winning the East Division regular-season championship in 2022. He has more than 30 years of experience managing in major and minor league baseball, including three seasons as manager of the Boston Red Sox.

He is entering his 24th season managing in independent baseball, having also spent time in the Atlantic, Can-Am and Texas-Louisiana Leagues, where he won championships in 2014, 2007 and 2000.

Hobson played in the bigs for Boston (1975-80), California (1981) and the New York Yankees (1982), belting 30 homers in 1977.

## Managerial History

Year	Club	League	Affiliate	Level	Record	Finish	Playoffs
1987	Columbia	S. Atlantic	NYM	Low-A	64-75	10th/12	
1988	Columbia	S. Atlantic	NYM	Low-A	74-63	5th/12	
1989	New Britain	Eastern	BOS	AA	60-76	8th/8	
1990	New Britain	Eastern	BOS	AA	72-67	4th/8	Lost Finals
1991	Pawtucket	Int'l.	BOS	AAA	79-64	2nd/8	Lost Finals
1992	Boston	American		MLB	73-89	11th/14	
1993	Boston	American		MLB	80-82	9th/14	
1994	Boston	American		MLB	54-61		
1995	Mobile	Tex.-La.	--	Ind.	40-59	8th/8	
1996	Scranton	Int'l.	PHI	AAA	13-14		
1999	Sarasota	Fla. State	BOS	High-A	67-72	9th/14	
2000	Nashua	Atlantic	--	Ind.	82-58	T-1st/8	<b>Lg. Champions</b>
2001	Nashua	Atlantic	--	Ind.	68-58	3rd/8	Lost Semis
2002	Nashua	Atlantic	--	Ind.	54-71	7th/8	
2003	Nashua	Atlantic	--	Ind.	71-55	3rd/8	Lost Finals
2004	Nashua	Atlantic	--	Ind.	65-61	T-5th/8	Lost Semis
2005	Nashua	Atlantic	--	Ind.	78-62	T-3rd/8	Lost Finals
2006	Nashua	Can-Am	--	Ind.	40-48	7th/8	
2007	Nashua	Can-Am	--	Ind.	50-43	3rd/10	<b>Lg. Champions</b>
2008	So. Maryland	Atlantic	--	Ind.	74-66	T-1st/8	
2009	So. Maryland	Atlantic	--	Ind.	79-61	2nd/8	Lost Finals
2010	So. Maryland	Atlantic	--	Ind.	82-57	2nd/8	Lost Semis
2011	Lancaster	Atlantic	--	Ind.	69-56	3rd/8	Lost Semis
2012	Lancaster	Atlantic	--	Ind.	88-52	1st/8	Lost Finals
2013	Lancaster	Atlantic	--	Ind.	72-67	3rd/8	
2014	Lancaster	Atlantic	--	Ind.	81-59	2nd/8	<b>Lg. Champions</b>
2015	Lancaster	Atlantic	--	Ind.	75-65	3rd/8	Lost Semis
2016	Lancaster	Atlantic	--	Ind.	67-73	6th/8	
2017	Kane County	Midwest	ARI	Low-A	72-65	T-5th/16	Lost Quarters
2018	Chicago	Amer. Assoc.	--	Ind.	45-54	8th/12	
2019	Chicago	Amer. Assoc.	--	Ind.	59-41	3rd/12	
2020	Chicago	Amer. Assoc.	--	Ind.	26-32	6th/6	
2021	Chicago	Amer. Assoc.	--	Ind.	63-37	2nd/12	Lost Semis
2022	Chicago	Amer. Assoc.	--	Ind.	54-46	T-3rd/12	Lost Quarters

## YEARLY RESULTS

Year	League	W	L	Pct.	Place	Attendance	Manager
2018	Amer. Assoc.	45	54	.455	8th (12)	138,855	Butch Hobson
2019	Amer. Assoc.	59	41	.590	3rd (12)	166,672	Butch Hobson
2020	Amer. Assoc.	26	32	.448	6th (6)	35,179*	Butch Hobson
2021	Amer. Assoc.	63	37	.630	2nd (12)	155,582	Butch Hobson
2022	Amer. Assoc.	54	46	.540	T-3rd (12)	191,984	Butch Hobson

\* - 25 openings.

## 2022 STATISTICS

vs. Cleburne: 9-4

vs. Kansas City: 1-5

vs. Sioux City: 0-6

vs. Fargo-Moorhead: 4-6

vs. Lake Country: 9-0

vs. Sioux Falls: 3-0

vs. Gary SouthShore: 10-5

vs. Lincoln: 3-3

vs. Winnipeg: 2-4

vs. Kane County: 8-6

vs. Milwaukee: 5-7

Player	POS	AVG	G	AB	R	H	2B	3B	HR	RBI	BB	HBP	SO	SB	CS	DP	E
Bauer, Trent	C	.200	40	130	15	26	3	0	4	26	19	1	38	1	1	4	0
Bohanek, Cody	IF	.283	19	60	8	17	2	0	0	4	12	3	12	0	3	1	2
Bowman, Luke	C	.000	1	1	0	0	0	0	0	0	0	0	0	0	0	0	0
Cannella, Cosimo	IF	.170	33	100	12	17	2	0	2	11	6	5	39	1	1	2	2
Crouse, Michael	OF	.294	87	340	65	100	21	1	7	45	59	6	89	38	9	5	2
DeMars, Dustin	C	.000	1	1	0	0	0	0	0	0	0	0	1	0	0	0	0
Grier, Anfernee	OF	.238	65	252	35	60	12	1	4	28	22	2	65	10	2	5	2
Hobson, K.C.	IF	.266	100	379	61	101	27	1	15	62	56	3	75	2	1	8	7
Kay, Grant	IF	.296	100	371	67	110	24	2	21	67	42	11	89	11	2	2	7
Kopach, Connor	IF	.249	96	337	60	84	20	3	14	47	36	10	120	20	4	2	11
Lidge, Ryan	C	.322	95	335	60	108	17	0	12	80	59	9	72	10	0	16	1
Mars, Danny	OF	.288	52	205	35	59	16	1	9	50	22	3	79	9	0	3	2
Mosley, Joshua	C	.000	4	5	0	0	0	0	0	0	0	0	2	0	0	1	1
Rivera, Eric	OF	.241	8	29	4	7	1	0	0	2	7	1	3	0	1	0	1
Rosselli, Tony	OF	.000	4	12	0	0	0	0	0	0	0	0	6	0	0	0	0
Smith, Harrison	IF	.191	67	241	31	46	9	1	8	32	17	2	87	2	0	4	6
Tilson, Charlie	OF	.286	92	385	75	110	18	2	5	32	34	8	51	20	8	2	2
Wilkerson, Stevie	IF	.264	53	212	26	56	8	0	8	35	15	4	40	2	0	2	7

Pitcher	G	GS	CG	IP	H	R	ER	BB	SO	W	L	SV	2B	3B	ERA
Barringer, Shane	24	16	0	93.0	114	69	60	40	79	7	7	0	22	4	5.81
Brice, Carl	3	2	0	9.0	7	9	9	10	7	0	1	0	1	0	9.00
Cavallaro, Joe	42	0	0	71.2	47	19	17	26	83	3	1	1	9	1	2.14
Clark, Ryan	38	0	0	51.0	34	12	12	21	65	2	0	0	12	0	2.12
Goossen-Brown, J.	16	0	0	16.2	29	26	22	3	14	0	0	1	4	1	11.88
Jannis, Mickey	3	3	0	9.1	12	14	12	6	5	0	2	0	3	0	11.57
Kinley, Jeff	28	11	0	85.2	68	30	26	25	119	8	3	4	18	0	2.73
Kipper, Jordan	17	17	0	94.0	104	45	41	24	93	9	7	0	21	4	3.93
Kullman, A.J.	20	20	0	91.2	110	61	54	31	45	6	10	0	20	0	5.30
Lane, Trevor	18	0	0	16.0	14	12	10	9	19	0	1	0	6	0	5.63
Lawson, Tanner	33	2	0	48.0	44	24	22	22	64	1	1	3	10	1	4.13
Marnon, Kevin	35	0	0	34.2	21	12	11	17	55	2	0	3	2	0	2.86
Murphy, Kyle	19	19	0	84.0	96	63	60	41	73	6	5	0	21	1	6.43
Reeves, James	22	1	0	26.1	20	12	10	15	35	1	1	0	5	0	3.42
Schlitter, Brian	32	0	0	38.1	46	17	14	9	26	4	1	7	6	0	3.29
Schwendel, Paul	22	0	0	25.1	21	16	15	16	25	1	3	5	4	1	5.33
Shears, Tanner	1	0	0	1.2	3	3	3	0	1	0	0	0	0	0	16.20
Tripp, Johnathon	31	9	0	73.0	77	37	35	18	69	3	3	0	17	1	4.32
Voight, Augie	4	0	0	5.1	3	3	3	4	7	1	0	0	0	0	5.06

## SINGLE-SEASON RECORDS

## Batting Average

1. Edwin Arroyo, 2018	.325
2. Ryan Lidge, 2022	.322
3. Ryan Lidge, 2021	.312
4. Keon Barnum, 2019	.311
5. Victor Roache, 2019	.309

## Runs Scored

1. Charlie Tilson, 2022	75
2. Brennan Metzger, 2021	70
3. D. Olmedo-Barrera, '19	69
4. Grant Kay, 2022	67
K.C. Hobson, 2021	67
Danny Mars, 2021	67
Keon Barnum, 2019	67
Victor Roache, 2019	67

## Hits

1. Edwin Arroyo, 2018	118
2. Keon Barnum, 2019	116
3. Danny Mars, 2021	113
4. Victor Roache, 2019	112
5. Grant Kay, 2022	110
Charlie Tilson, 2022	110
Jordan Dean, 2019	110
Trey Vavra, 2018	110

## Doubles

1. D. Olmedo-Barrera, '19	30
2. K.C. Hobson, 2022	27
3. Keon Barnum, 2019	26
Jordan Dean, 2019	26
5. Victor Roache, 2019	25

## Triples

1. D. Olmedo-Barrera, '19	6
2. Michael Crouse, 2021	5
Jonathan Moroney, 2019	5
4. Seven tied with	4

## Home Runs

1. Keon Barnum, 2019	31
2. Victor Roache, 2019	24
3. Grant Kay, 2022	21
4. K.C. Hobson, 2021	17
5. Trey Vavra, 2018	16

## RBI

1. Keon Barnum, 2019	90
2. Ryan Lidge, 2022	80
3. Victor Roache, 2019	79
4. K.C. Hobson, 2021	71
5. Danny Mars, 2021	68

## Stolen Bases

1. Michael Crouse, 2022	38
2. Anfernee Grier, 2021	35
3. Michael Crouse, 2021	30
4. Connor Kopach, 2022	20
Danny Mars, 2021	20
Michael Crouse, 2020	20

## ERA

1. Tommy Thorpe, 2018	2.53
2. Jeff Kinley, 2022	2.73
3. Luke Westphal, 2019	2.82
4. D.J. Snelten, 2019	3.12
5. T Dorminy, 2020	3.62

## Wins

1. Jordan Kipper, 2021	12
2. Luke Westphal, 2019	11
3. Jordan Kipper, 2022	9
Jake Dahlberg, 2019	9
5. Jeff Kinley, 2022	8

## Losses

1. A.J. Kullman, 2022	10
2. J. Goossen-Brown, '18	8
Connor Root, 2018	8
4. Shane Barringer, 2022	7
Jordan Kipper, 2022	7
Eddie Butler, 2020	7

## Saves

1. Jeff Kinley, 2021	18
2. Kyle Halbohn, 2019	14
Taylor Grover, 2018	14
4. Kaohi Downing, 2018	13
5. Brian Schlitter, 2022	7

## Games Pitched

1. Rich Mascheri, 2019	44
2. Taylor Grover, 2018	43
3. Joe Cavallaro, 2022	42
4. Jeff Kinley, 2021	40
5. Kaohi Downing, 2018	39

## Innings Pitched

1. D.J. Snelten, 2019	118.1
2. Jordan Kipper, 2021	115.2
3. J. Goossen-Brown, '18	116.2
4. Jake Dahlberg, 2019	110.1
5. Austin Wright, 2019	103.2

## Walks

1. Austin Wright, 2019	47
2. Luke Westphal, 2019	47
3. D.J. Snelten, 2019	43
4. Kyle Murphy, 2022	41
5. Shane Barringer, 2022	40

## Strikeouts

1. Austin Wright, 2019	135
2. Jordan Kipper, 2021	127
3. Luke Westphal, 2019	123
4. Jeff Kinley, 2022	119
5. D.J. Snelten, 2019	112

## All-time AA record - 5 seasons, 247-210, .541 winning pct.

Opponent	Record	Pct.	Opponent	Record	Pct.	Opponent	Record	Pct.
Cleburne	18-13	.581	Kansas City	7-18	.280	Sioux City	11-13	.458
Fargo	24-31	.437	Lake Country	9-0	1.000	Sioux Falls	24-14	.632
Gary	37-20	.649	Lincoln	11-9	.550	Texas	6-6	.500
Houston	6-0	1.000	Milwaukee	30-32	.484	Wichita	5-2	.714
Kane County	17-11	.607	St. Paul	14-17	.452	Winnipeg	28-23	.549

Most wins vs. opponent, season: 12, vs. Gary SouthShore, 2019.

Most losses vs. opponent, season: 14, vs. Milwaukee, 2020.

Highest winning % vs. opponent, season (min. 7 games): 1.000 (9-0), Lake Country, 2022.

Lowest winning % vs. opponent, season (min. 7 games): .333 (4-8), Milwaukee, 2021.

**CAREER RECORDS**

**Games - Position Player**

1. K.C. Hobson, 2020-22	255
Harrison Smith, 2019-22	255
3. Edwin Arroyo, 2018-20	248
4. Michael Crouse, 2020-22	218
5. Trey Vavra, 2018-19	190

**Batting Average (min. 300 at-bats)**

1. Keon Barnum, 2019	.311
2. Ryan Lidge, 2020-22	.314
3. Edwin Arroyo, 2018-20	.306
4. David Olmedo-Barrera, 2019	.300
5. Danny Mars, 2021-22	.295

**Runs Scored**

1. Michael Crouse, 2020-22	166
2. K.C. Hobson, 2020-22	160
3. Edwin Arroyo, 2018-20	148
4. Harrison Smith, 2019-22	113
5. Trey Vavra, 2018-19	107

**Hits**

1. Edwin Arroyo, 2018-20	288
2. K.C. Hobson, 2020-22	254
3. Michael Crouse, 2020-22	242
4. Trey Vavra, 2018-19	205
5. Ryan Lidge, 2020-22	201

**Doubles**

1. K.C. Hobson, 2020-22	53
3. Edwin Arroyo, 2018-20	51
3. Michael Crouse, 2020-22	46
4. Trey Vavra, 2018-19	39
Grant Kay, 2020-22	39

**Home Runs**

1. K.C. Hobson, 2020-22	46
2. Victor Roache, 2019-20	40
3. Keon Barnum, 2019	31
4. Mike Crouse, 2020-22	30
5. Grant Kay, 2020-22	27

**RBI**

1. K.C. Hobson, 2020-22	176
2. Mike Crouse, 2020-22	139
3. Ryan Lidge, 2020-22	127
4. Trey Vavra, 2018-19	121
5. Danny Mars, 2021-22	118

**Stolen Bases**

1. Michael Crouse, 2020-22	91
2. Anfernee Grier, 2021-22	45
3. Danny Mars, 2021-22	29
4. Connor Kopach, 2022	20
Charlie Tilson, 2022	20

**Games - Pitcher**

1. Rich Mascheri, 2018-19	76
2. Justin Goossen-Brown, 2019-22	72
3. Jeff Kinley, 2021-22	68
4. Casey Crosby, 2019-20	60
5. Paul Schwendel, 2020-22	54

**ERA (minimum 100 innings pitched)**

1. Jeff Kinley, 2021-22	2.23
2. Rich Mascheri, 2018-19	2.42
3. Luke Westphal, 2019-20	3.04
4. D.J. Snelten, 2019	3.12
5. Austin Wright, 2019	4.08

**Wins**

1. Jordan Kipper, 2021-22	21
2. Jake Dahlberg, 2019-21	19
3. Luke Westphal, 2019-20	14
4. Jeff Kinley, 2021-22	13
5. Kyle Murphy, 2021-22	10
Rich Mascheri, 2018-19	10

**Losses**

1. Jake Dahlberg, 2019-21	12
2. Josh Goossen-Brown, 2018-19	11
3. Jordan Kipper, 2021-22	10
A.J. Kullman, 2022	10
5. Trevor Simms, 2018-19	9

**Games Started**

1. Jake Dahlberg, 2019-21	38
2. Jordan Kipper, 2021-22	37
3. Kyle Murphy, 2021-22	27
4. Luke Westphal, 2019-20	26
5. Five tied with	20

**Innings Pitched**

1. Jake Dahlberg, 2019-20	231.0
2. Jordan Kipper, 2021-22	209.2
3. Josh Goossen-Brown, 2018-19	143.0
4. Luke Westphal, 2019-20	142.0
5. Jeff Kinley, 2021-22	141.0

**Saves**

1. Jeff Kinley, 2021-22	22
2. Taylor Grover, 2018	14
Kyle Halbohn, 2019	14
4. Kaohi Downing, 2018	13
5. Paul Schwendel, 2020-22	11

**Strikeouts**

1. Jake Dahlberg, 2019-21	221
2. Jordan Kipper, 2021-22	220
3. Luke Westphal, 2019-20	198
4. Jeff Kinley, 2021-22	183
5. Austin Wright, 2019	135

**CLEBURNE RAILROADERS**

2022 Results: 50-50, 4th place, East

1906 Brazzle Boulevard  
Cleburne, TX 76033

Phone: (210) 845-2797.

Web: RailroaderBaseball.com.

Twitter: @CRRBaseball.

Facebook.com/CleburneRailroaderBaseball.



**FRONT OFFICE**

**Owner/General Manager:** John Junker.

**Assistant General Manager:** Rory Niewenhaus.

**Owners:** Daryn Eudaly, Top Tier Sports, Collide Agency.

**Press Box Manager:** Keaton Cordell.

**FIELD STAFF**

**Manager:** Logan Watkins.

**Hitting Coach:** Jose Amado.

**Pitching Coach:** Arthur Rhodes.

**GAME-DAY INFORMATION**

**Stadium:** La Moderna Field.

**Broadcaster:** Brad Allred.

**Year Constructed:** 2017.

**Games Broadcast:** All.

**Capacity:** 3,750.

**Webcast:** railroaderbaseball.com.

**Outfield Dimensions:** 355-429-355.

**Visiting Club Hotel:** Liberty Hotel, 205 South Caddo Street, Cleburne, TX 76031.

**Telephone:** (817) 556-3700.

**FIELD MANAGER - LOGAN WATKINS**



Logan Watkins led the Railroaders to their second consecutive playoff berth and first playoff series victory in 2022 after going on a 44-26 tear to finish the season.

A former major league infielder, Watkins played with the Chicago Cubs in 2013 and 2014, logging 58 games at the MLB level. Over 11 total professional seasons, the 31-year-old is a .276 hitter with more than 1,000 career hits.

Watkins was an American Association Postseason All-Star in 2018 while playing with the Wichita Wingnuts, finishing second in the league with a .338 batting average and leading the circuit with 11 triples. A left-handed hitter, Watkins played in the

Cubs system through the 2016 season before splitting 2017 between two different affiliates of the Detroit Tigers. The native of Wichita, Kansas, was a 21st-round selection by the Cubs in 2008.

**Managerial History**

Year	Club	League	Affiliate	Level	Record	Finish	Playoffs
2021	Cleburne	Amer. Assoc.		Ind.	35-27	5th/12	Lost Wild Card
2022	Cleburne	Amer. Assoc.		Ind.	50-50	7th/12	Lost Semis



## 2023 SCHEDULE

### Standard home game times:

Mon-Sat 7:06, Sun 6:05.

May	
Thu 11 - Sun 14	@ Sioux Falls
Tue 16 - Sun 21	@ Milwaukee
<b>Tue 23 - Sun 28</b>	<b>Chicago</b>
<b>Mon 29 - Wed 31</b>	<b>Sioux City</b>

June	
<b>Thu 1</b>	<b>Sioux City</b>
Fri 2 - Sun 4	@ Kansas City
Tue 6 - Sun 11	@ Gary
<b>Tue 13 - Sun 18</b>	<b>Milwaukee</b>
Tue 20 - Sun 25	@ Lake Country
<b>Tue 27 - Fri 30</b>	<b>Fargo</b>

July	
<b>Sat 1 - Sun 2</b>	<b>Fargo</b>
<b>Mon 3 - Wed 5</b>	<b>Lincoln</b>
Thu 6 - Sun 9	@ Sioux City
Tue 11 - Sun 16	@ Winnipeg
<b>Fri 21 - Sun 23</b>	<b>Kansas City</b>
<b>Tue 25 - Sun 30</b>	<b>Gary</b>

August	
Tue 1 - Sun 6	@ Kane County
<b>Tue 8 - Sun 13</b>	<b>Lake Country</b>
Tue 15 - Sun 20	@ Chicago
<b>Tue 22 - Sun 27</b>	<b>Kane County</b>
Tue 29 - Thu 31	@ Lincoln

September	
<b>Fri 1 - Mon 4</b>	<b>Sioux Falls</b>

## YEARLY RESULTS

Year	League	W	L	Pct.	Place	Attendance	Manager
2017	Amer. Assoc.	47	53	.470	8th (12)	103,264	Gabe Suarez
2018	Amer. Assoc.	33	66	.333	11th (12)	64,226	Gabe Suarez
2019	Amer. Assoc.	57	43	.570	T-5th (12)	78,624	Brent Clevlen
2021	Amer. Assoc.	54	46	.540	5th (12)	56,201	Mike Jeffcoat/ Logan Watkins
2022	Amer. Assoc.	50	50	.500	7th (12)	65,062	Logan Watkins

## PLAYOFF HISTORY

Year	Round	Opponent	Result	Year	Round	Opponent	Result
2021	Wild Card	Sioux City	L 1-0	2022	Quarters	Kane County	W 2-1
					Semis	Milwaukee	W 2-0

## 2022 STATISTICS

vs. Chicago: 4-9	vs. Kansas City: 4-3	vs. Sioux City: 4-2
vs. Fargo-Moorhead: 0-6	vs. Lake Country: 13-0	vs. Sioux Falls: 2-4
vs. Gary SouthShore: 8-4	vs. Lincoln: 5-2	vs. Winnipeg: 1-5
vs. Kane County: 5-7	vs. Milwaukee: 4-8	

Player	POS	AVG	G	AB	R	H	2B	3B	HR	RBI	BB	HBP	SO	SB	CS	DP	E
Alexander, Hill	OF	.310	63	248	51	77	10	0	13	48	32	3	53	13	4	2	6
Arroyo, Edwin	IF	.316	87	335	64	106	17	4	5	41	56	16	44	15	8	8	10
Bockelie, Jacob	C	.249	52	181	30	45	12	0	7	32	21	3	50	1	1	1	4
Brueggemeyer, B.	OF	.237	14	38	5	9	3	0	0	2	2	1	15	2	0	3	0
Clemens, Kacy	IF	.325	66	249	43	81	19	0	9	59	35	5	54	7	2	6	3
Desai, Vaibhav	IF	.105	7	19	2	2	0	0	0	3	3	0	10	0	0	0	2
Ghelfi, Mitch	C	.128	14	39	4	5	0	0	0	4	5	2	16	0	0	0	2
Hernandez, Eddie	IF	.194	40	98	12	19	7	0	1	7	6	0	31	8	1	2	5
Hurt, Derek	OF	.300	3	10	0	3	0	0	0	0	0	0	2	0	0	0	1
Johnson, Joe	IF	.077	4	13	1	1	0	0	0	1	2	0	7	0	0	0	1
Mathisen, Wyatt	IF	.204	17	54	11	11	1	0	4	12	15	2	19	0	0	1	0
Morgan, Matt	C	.145	27	76	12	11	2	2	2	6	9	1	36	1	2	2	2
Nehrir, Zach	OF	.314	95	379	81	119	25	5	17	72	48	7	84	35	7	4	5
Rivero, Carlos	IF	.083	5	12	0	1	0	0	0	1	2	0	8	0	0	0	1
Sanchez, Hector	C	.220	63	241	29	53	8	0	8	32	26	0	36	1	0	5	3
Sanchez, Nik	C	.313	6	16	2	5	0	0	0	0	3	0	5	2	0	1	2
Shumpert, Nick	IF	.265	91	347	51	92	22	4	8	50	22	2	97	29	13	7	13
Simpson, Chase	IF	.302	96	361	74	109	33	3	24	83	65	1	91	19	11	6	14
Taylor, Chuck	OF	.307	72	303	64	93	23	1	8	40	33	3	64	15	5	4	4
Trejo, Cesar	OF	.225	27	102	10	23	8	2	3	15	7	1	29	5	1	2	1
Wiley, Jordan	OF	.261	25	69	6	18	4	0	1	7	10	7	20	6	2	0	3
Wolfe, Hunter	OF	.256	66	211	40	54	12	1	7	35	40	4	55	19	2	7	2

Pitcher	G	GS	CG	IP	H	R	ER	BB	SO	W	L	SV	2B	3B	ERA
Alexander, Garrett	22	20	0	108.2	116	94	82	62	125	5	8	1	21	1	6.79
Bell, Brendan	40	0	0	45.2	52	33	29	19	45	3	2	1	11	0	5.72
Brickhouse, Bryan	8	1	0	13.1	9	9	6	12	15	0	0	0	1	0	4.05
Bullard, Kody	21	19	0	93.1	97	60	47	44	92	7	5	0	14	0	4.53
Bush, Calvin	1	0	0	1.2	2	2	2	3	1	0	0	0	0	0	10.80
Cervenka, Hunter	26	0	0	28.1	17	8	4	8	39	5	0	1	3	0	1.27
Evans, Jalen	9	5	0	26.2	28	21	17	29	22	0	3	0	5	1	5.74
Fairchild, Austin	51	1	0	54.1	51	35	22	33	78	1	5	1	3	0	3.64
Foley, Jordan	3	0	0	3.0	1	0	0	2	3	0	0	0	0	0	0.00
Garcia, Jacob	1	1	0	3.1	4	3	3	4	0	0	1	0	0	0	8.10
Gardewine, Nick	42	0	0	43.0	25	18	13	32	59	5	4	15	5	0	2.72
Hilton, Kevin	20	19	1	107.0	118	75	65	36	79	10	3	0	22	5	5.47
Holifield, Landon	9	0	0	8.2	8	7	7	6	8	0	0	0	1	0	7.27
Krauza, Michael	15	0	0	18.0	12	6	4	3	23	0	1	1	3	0	2.00
Lucas, Josh	17	9	0	54.2	50	23	22	30	53	2	2	0	8	3	3.62
McCarthy, Kevin	45	1	0	60.0	57	35	32	24	50	3	2	2	12	0	4.80
Moseley, Ryan	13	0	0	17.0	16	18	14	10	17	1	1	0	3	0	7.41
Perez, Pete	5	0	0	9.0	11	13	12	8	5	0	1	0	2	0	12.00
Reininger, Zac	2	0	0	2.0	3	2	2	0	0	0	1	0	1	0	9.00
Rivero, Alexis	3	0	0	2.2	3	1	1	3	3	0	0	0	1	1	3.38
Sanchez, Jesus	5	4	0	23.2	30	18	17	8	12	3	0	0	5	1	6.47
Seidel, Austen	4	2	0	10.2	17	12	10	9	8	0	1	0	6	0	8.44
Silva, Manuel	3	0	0	4.0	10	8	8	3	3	0	0	0	3	0	18.00
Simms, Trevor	19	12	0	67.1	71	50	47	40	66	2	6	0	11	1	6.28
Wong, Michael	10	6	0	39.1	49	38	37	15	18	3	3	0	10	2	8.47
Zardon, Danny	30	0	0	27.2	28	13	11	8	27	0	1	0	7	0	3.58

**SINGLE-SEASON RECORDS**

**Batting Average**

1. D. Robertson, 2019 .339
2. Alay Lago, 2021 .337
3. Zach Nehrir, 2021 .334
4. R. Hernandez, 2021 .324
5. **Edwin Arroyo, 2022 .316**

**Runs Scored**

1. **Zach Nehrir, 2022 81**  
Oscar Martinez, 2021 81
3. **Chase Simpson, 2022 74**  
R. Hernandez, 2021 74
5. D Robertson, 2019 73

**Hits**

1. Alay Lago, 2021 141
2. R. Hernandez, 2021 125
3. O. Martinez, 2021 121
4. **Zach Nehrir, 2022 119**
5. Zach Nehrir, 2021 116

**Doubles**

1. Zach Nehrir, 2019 34
2. **Chase Simpson, 2022 33**
3. Chase Simpson, 2019 32
4. **Zach Nehrir, 2022 25**
5. Alay Lago, 2021 24  
Zach Nehrir, 2021 24

**Triples**

1. Noah Vaughan, 2021 8
2. Nate Rotola, 2019 6
3. **Zach Nehrir, 2022 5**  
R. Hernandez, 2021 5  
Alay Lago, 2021 5

**Home Runs**

1. **Chase Simpson, 2022 24**
2. R. Hernandez, 2021 21
3. Chase Simpson, 2019 20
4. **Zach Nehrir, 2022 17**
5. John Nester, 2019 16

**RBI**

1. R. Hernandez, 2021 101
2. Chase Simpson, 2019 93
3. **Chase Simpson, 2022 83**
4. **Zach Nehrir, 2022 72**
5. Geraldo Valentin, 2017 69

**Stolen Bases**

1. **Zach Nehrir, 2022 35**
2. Maikol Gonzalez, 2017 30
3. **Nick Shumpert, 2022 29**  
Hunter Clanin, 2021 29
5. Zach Nehrir, 2021 22

**ERA**

1. Michael Gunn, 2019 3.12
2. Jesus Sanchez, 2019 3.31
3. Patrick Mincey, 2017 3.33
4. A. Rodriguez, 2017 3.39
5. J. Manzueta, 2021 3.41

**Wins**

1. **Kevin Hilton, 2022 10**  
Jesus Sanchez, 2019 10  
Patrick Mincey, 2017 10
4. Eudis Idrogo, 2019 9
5. Garrett Alexander, 2021 8  
Stephen Johnson, 2019 8

**Losses**

1. Patrick Mincey, 2018 9
2. **Garrett Alexander, 2022 8**  
Michael Gunn, 2018 8  
Patrick Mincey, 2017 8
5. 4 tied with 7

**Saves**

1. Winston Abreu, 2017 25
2. Tyler Wilson, 2019 24
3. **Nick Gardewine, 2022 15**
4. Shawn Blackwell, 2018 13
5. Edward Cruz, 2021 7  
Tyler Wilson, 2021 7

**Games Pitched**

1. **Austin Fairchild, 2022 51**
2. Shawn Blackwell, 2018 50
3. **Nick McCarthy, 2022 45**  
Braden Pearson, 2019 45
5. Will Mathis, 2018 43

**Innings Pitched**

1. Patrick Mincey, 2017 138.0
2. J. Sanchez, 2019 127.2
3. Patrick Mincey, 2018 120.2
4. Eudis Idrogo, 2019 113.0
5. Charlie Gillies, 2019 109.1

**Walks**

1. Garrett Alexander, 2021 75
2. **Garrett Alexander, 2022 62**
3. Patrick Young, 2018 57
4. Michael Gunn, 2018 53
5. A. Rodriguez, 2017 51

**Strikeouts**

1. **G. Alexander, 2022 125**
2. Garrett Alexander, 2021 103
3. Eudis Idrogo, 2019 102
4. Jared Mortensen, 2018 96
5. A. Rodriguez, 2017 95

**CAREER RECORDS**

**Games - Position Player**

1. Chase Simpson, 2018-19, 2021-22 314
2. Zach Nehrir, 2019, 2021-22 277
3. K.C. Huth, 2017-19 266
4. Hunter Clanin, 2018-19, 2021 192
5. Alex Polston, 2017-18 160

**Batting Average (min. 300 at-bats)**

1. Alay Lago, 2021 .337
2. Ramon Hernandez, 2021 .324
3. Edwin Arroyo, 2022 .316
4. Ozzie Martinez, 2021 .315
5. Zach Nehrir, 2019, 2021-22 .311

**Runs Scored**

1. Zach Nehrir, 2019, 2021-22 207
2. Chase Simpson, 2018-19, 2021-22 202
3. Hunter Clanin, 2018-19, 2021 110  
K.C. Huth, 2017-19 110
5. John Nester, 2019, 2021 82

**Hits**

1. Zach Nehrir, 2019, 2021-22 344
2. Chase Simpson, 2018-19, 2021-22 323
3. K.C. Huth, 2017-19 236
4. Hunter Clanin, 2018-19, 2021 175
5. John Nester, 2019, 2021 143

**Doubles**

1. Chase Simpson, 2018-19, 2021-22 95
2. Zach Nehrir, 2019, 2021-22 83
3. John Nester, 2019, 2021 36
4. K.C. Huth, 2017-19 29
5. Hunter Clanin, 2018-19, 2021 25

**Home Runs**

1. Chase Simpson, 2018-19, 2021-22 57
2. Zach Nehrir, 2019, 2021-22 35
3. Hunter Clanin, 2018-19, 2021 25
4. Ramon Hernandez, 2021 21  
John Nester, 2019, 2021 21

**RBI**

1. Chase Simpson, 2018-19, 2021-22 246
2. Zach Nehrir, 2019, 2021-22 173
2. Hunter Clanin, 2018-19, 2021 103
4. Ramon Hernandez, 2021 100
5. K.C. Huth, 2017-19 99

**Stolen Bases**

1. Zach Nehrir, 2019, 2021-22 70
2. Chase Simpson, 2018-19, 2021-22 42
3. Hunter Clanin, 2018-19, 2021 39
4. K.C. Huth, 2017-19 30  
Maikol Gonzalez, 2017 30

**Games - Pitcher**

1. Austin Fairchild, 2021-22 84
2. Brendan Bell, 2021-22 72
3. Tyler Wilson, 2018-19, 2021 71
4. Jesus Sanchez, 2018-19, 2021-22 56
5. Will Mathis, 2017-18 54

**ERA (minimum 100 innings pitched)**

1. Charlie Gillies, 2019 3.54
2. Jesus Sanchez, 2018-19, 2021-22 3.86
3. Jared Mortensen, 2018 4.01
4. Kody Bullard, 2021-22 4.12
5. Patrick Mincey, 2017-18 4.39

**Wins**

1. Jesus Sanchez, 2018-19, 2021-22 18
2. Garrett Alexander, 2019, 2021-22 13  
Patrick Mincey, 2017-18 13
4. Michael Gunn, 2018-19, 2021 12
5. Kevin Hilton, 2021-22 10

**Losses**

1. Patrick Mincey, 2017-18 17
2. Garrett Alexander, 2019, 2021-22 15
2. Michael Gunn, 2018-19, 2021 12  
Dylan Mouzakes, 2017-18 12
5. Austin Fairchild, 2021-22 9

**Games Started**

1. Michael Gunn, 2018-19, 2021 45
2. Patrick Mincey, 2017-18 41
3. Garrett Alexander, 2019, 2021-22 35
4. Jesus Sanchez, 2018-19, 2021-22 32
5. Dylan Mouzakes, 2017-18 28

**Innings Pitched**

1. Patrick Mincey, 2017-18 258.2
2. Michael Gunn, 2018-19, 2021 249.1
3. Jesus Sanchez, 2018-19, 2021-22 224.0
4. Garrett Alexander, 2019, 2021-22 211.0
5. Dylan Mouzakes, 2017-18 162.0

**Saves**

1. Tyler Wilson, 2018-19, 2021 32
2. Winston Abreu, 2017 25
3. Nick Gardewine, 2021-22 19
4. Shawn Blackwell, 2018 13
5. Edward Cruz, 2019, 2021 8

**Strikeouts**

1. Garrett Alexander, 2019, 2021-22 236
2. Michael Gunn, 2018-19, 2021 198
3. Jesus Sanchez, 2018-19, 2021-22 159
4. Austin Fairchild, 2021-22 155
5. Patrick Mincey, 2017-18 151

**All-time AA record - 5 seasons, 241-258, .483 winning pct.**

Opponent	Record	Pct.	Opponent	Record	Pct.	Opponent	Record	Pct.
Chicago	13-18	.419	Lake Country	13-0	1.000	Sioux City	19-26	.422
Fargo	8-22	.267	Lincoln	31-30	.509	Sioux Falls	25-17	.595
Gary	17-17	.500	Milwaukee	12-12	.500	Texas	27-15	.655
Kane County	9-9	.500	Road Teams	24-9	.727	Wichita	8-21	.276
Kansas City	13-37	.260	St. Paul	10-9	.462	Winnipeg	12-16	.429

**Most wins vs. opponent, season:** 13, vs. Lake Country, 2022.

**Most losses vs. opponent, season:** 12, vs. Wichita, 2018 and Kansas City, 2021.

**Highest winning % vs. opponent, season (min. 7 games):** 1.000 (13-0). Lake Country, 2022.

**Lowest winning % vs. opponent, season (min. 7 games):** .000 (0-7), Gary, 2018.

# FARGO-MOORHEAD REDHAWKS

2022 Results: 64-36, 2nd place, West

1515 15th Avenue North, Fargo, ND 58102.

Phone: (701) 235-6161.

Web: FMRedhawks.com.

Twitter: @FMRedhawks.

Facebook.com/FMRedhawks.



## FRONT OFFICE

**Operated by:** Fargo Baseball, LLC.

**Chairman of the Board:** Bruce Thom.

**President/CEO:** Brad Thom.

**V.P./General Manager:** Matt Rau.

**V.P. Finance:** Rick Larson.

**V.P./Director, Promotions:** Karl Hoium.

**Merch/Ticket Operations:** Ashley McCoy.

**Box Office Manager:** Grant Langseth.

**Group Sales Manager:** Teresa Mattson.

**Dir., Stadium Operations:** Tom Drietz.

**Dir., Food & Beverage:** Will Thom.

## FIELD STAFF

**Manager:** Chris Coste.

**Coaches:** Kevin McGovern, Anthony Renz.

## GAME-DAY INFORMATION

**Stadium:** Newman Outdoor Field.

**Broadcaster:** Jack Michaels.

**Year Constructed:** 1996. **Capacity:** 4,172.

**Games Broadcast:** All.

**Outfield Dimensions:** 314-408-318.

**Outlets:** KVOX-740 AM/107.3-FM/  
740thefan.com.

**Visiting Club Hotel:** Holiday Inn, 3803 13th Avenue South, Fargo, ND 58103.

Phone: (701) 277-7312. Fax: (701) 281-9729. Web: FargoHI.com.

## FIELD MANAGER - CHRIS COSTE



One of the best-known players in independent baseball history, Chris Coste enters his fourth season as RedHawks manager after earning Manager of the Year honors and leading the club to its first championship in 12 AAPB seasons in 2022.

After 12 seasons in independent and minor league baseball, the Fargo native reached the majors at the age of 33 and played parts of four seasons with Philadelphia and Houston from 2006-09, earning a World Series ring with the Phillies in 2008.

Coste played in 355 games for the RedHawks from 1996 to

1999, being named an all-star in each of the final three seasons.

## Managerial History

Year	Club	League	Affiliate	Level	Record	Finish	Playoffs
2020	Fargo-Moorhead	Amer. Assoc.	--	Ind.	28-32	5th/6	
2021	Fargo-Moorhead	Amer. Assoc.	--	Ind.	61-38	3rd/12	Lost Finals
2022	Fargo-Moorhead	Amer. Assoc.	--	Ind.	64-36	2nd/12	Lg. Champions

## AAPB PLAYOFF HISTORY

Year	Round	Opponent	Result	Year	Round	Opponent	Result
2012	Semis	Winnipeg	L 3-0	2021	Wild Card	Milwaukee	W 1-0
2013	Semis	Gary	L 3-1		Semis	Chicago	W 3-2
2019	Semis	St. Paul	L 3-2		Finals	Kansas City	L 3-0
				2022	Quarters	Winnipeg	W 2-1
					Semis	Kansas City	W 2-0
					Finals	Milwaukee	W 3-2

## 2023 SCHEDULE

### Standard home game times:

Tue-Fri 7:02, Sat 6:00, Sun-Mon 1:00.

### Exceptions:

Monday, May 15: 6:30.

Tuesday, May 16: 11:00 a.m.

Wednesday, May 17: 6:30.

Sunday, June 11: 4:00.

Thursday, June 23: 12:30.

Tuesday, July 4: 2:00.

Thursday, July 12: 12:30.

Thursday, August 17: 12:30.

Sunday, September 1: 4:00.

### July

Sat 1 - Sun 2

**Tue 4 - Thu 6**

**Fri 7 - Sun 9**

Tue 11 - Thu 13

**Fri 14 - Sun 16**

**Thu 20 - Sun 23**

Tue 25 - Thu 27

Fri 28 - Mon 31

@ Cleburne

**Milwaukee**

**Kansas City**

@ Lincoln

**Sioux City**

**Kane County**

@ Sioux Falls

@ Winnipeg

### August

Tue 1 - Thu 3

**Fri 4 - Sun 6**

**Tue 8 - Thu 10**

Fri 11 - Sun 13

**Tue 15 - Thu 17**

Fri 18 - Mon 21

Tue 22 - Thu 24

Fri 25 - Sun 27

**Tue 29 - Thu 31**

@ Sioux City

**Sioux Falls**

**Sioux City**

@ Winnipeg

**Lincoln**

@ Kansas City

@ Gary

@ Sioux City

**Lake Country**

### May

Thu 11 - Sat 13

**Mon 15 - Wed 17**

Fri 19 - Sun 21

Tue 23 - Thu 25

Fri 26 - Sun 28

**Tue 30 - Wed 31**

@ Kane County

**Winnipeg**

@ Chicago

@ Lincoln

@ Milwaukee

**Sioux Falls**

### June

**Thu 1**

**Fri 2 - Sun 4**

Tue 6 - Thu 8

**Fri 9 - Sun 11**

**Tue 13 - Thu 15**

Fri 16 - Sun 18

**Tue 20 - Thu 22**

**Fri 23 - Sun 25**

Tue 27 - Fri 30

**Sioux Falls**

**Lincoln**

@ Lake Country

**Chicago**

**Kansas City**

@ Sioux Falls

**Gary**

**Sioux City**

@ Cleburne

### September

**Fri 1 - Mon 4**

**Winnipeg**

## FARGO-MOORHEAD YEARLY RESULTS

Year	League	W	L	Pct.	Place	Attendance	Manager
1996	Northern	53	31	.631	1st (8)	155,052	Doug Simunic
1997	Northern	47	37	.560	3rd (8)	179,880	Doug Simunic
1998	Northern	64	21	.753	1st (8)	182,938	Doug Simunic
1999	Northern	50	35	.588	2nd (8)	179,919	Doug Simunic
2000	Northern	53	33	.616	1st (8)	175,818	Doug Simunic
2001	Northern	51	39	.567	4th (8)	185,288	Doug Simunic
2002	Northern	52	37	.584	4th (10)	193,364	Doug Simunic
2003	Northern	62	28	.689	1st (10)	178,370	Doug Simunic
2004	Northern	55	41	.573	4th (10)	179,665	Doug Simunic
2005	Northern	68	27	.716	1st (12)	181,829	Doug Simunic
2006	Northern	63	33	.656	1st (8)	171,877	Doug Simunic
2007	Northern	57	38	.600	2nd (8)	170,122	Doug Simunic
2008	Northern	62	34	.646	1st (6)	177,900	Doug Simunic
2009	Northern	53	42	.558	3rd (6)	181,872	Doug Simunic
2010	Northern	61	39	.610	1st (8)	181,145	Doug Simunic
2011	American Association	44	56	.440	T-11th (14)	175,918	Doug Simunic
2012	American Association	65	35	.650	1st (13)	187,438	Doug Simunic
2013	American Association	62	38	.620	2nd (13)	186,091	Doug Simunic
2014	American Association	43	56	.434	9th (12)	186,306	Doug Simunic
2015	American Association	44	56	.440	10th (13)	187,099	Doug Simunic
2016	American Association	52	48	.520	T-6th (12)	180,345	Doug Simunic
2017	American Association	57	43	.570	T-4th (12)	176,086	D. Simunic/M. Schlact
2018	American Association	51	49	.510	7th (12)	166,717	Michael Schlact
2019	American Association	63	37	.630	2nd (12)	161,857	Jim Bennett
2020	American Association	28	32	.467	5th (6)	33,506*	Chris Coste
2021	American Association	61	38	.616	3rd (12)	145,553	Chris Coste
2022	American Association	64	36	.640	2nd (12)	147,073	Chris Coste

\* - 26 openings.

2022 STATISTICS

vs. Chicago: 6-4	vs. Kansas City: 3-7	vs. Sioux City: 8-4
vs. Cleburne: 6-0	vs. Lake Country: 6-1	vs. Sioux Falls: 11-2
vs. Gary SouthShore: 4-2	vs. Lincoln: 6-6	vs. Winnipeg: 7-5
vs. Kane County: 3-3	vs. Milwaukee: 4-2	

Player	POS	AVG	G	AB	R	H	2B	3B	HR	RBI	BB	HBP	SO	SB	CS	DP	E
Alexander, Evan	OF	.249	76	273	58	68	15	2	4	33	43	9	79	31	4	1	3
Bockelie, Jacob	IF	.150	6	20	2	3	0	0	1	1	4	0	7	0	0	1	0
Boscan, Manny	IF	.292	88	370	59	108	22	0	16	68	22	5	63	12	3	9	4
Correa, Christian	C	.199	83	271	26	54	9	0	3	34	30	13	48	3	0	15	5
Dexter, Sam	IF	.266	95	349	55	93	15	2	9	57	17	11	44	5	3	10	7
Garr, Jordan	IF	.000	2	2	1	0	0	0	0	0	0	0	2	0	0	0	0
Liriano, Rymer	OF	.283	61	226	29	64	8	0	8	36	27	2	66	1	3	6	1
Livorsi, Ben	C	.340	35	103	20	35	13	0	2	16	18	1	24	0	0	2	0
Maris, Peter	IF	.283	95	392	72	111	31	1	20	65	49	5	65	3	2	4	8
Mitchell, Kevonte	OF	.136	6	22	4	3	0	0	1	4	3	1	9	2	0	1	0
Novak, Nick	IF	.257	72	202	43	52	7	2	3	13	21	6	64	9	1	2	5
Olund, Alec	OF	.304	21	46	12	14	1	1	0	5	9	1	8	1	1	1	0
Pina, Leobaldo	IF	.346	95	373	66	129	33	1	8	67	35	3	48	6	0	13	6
Sandford, Darian	OF	.136	23	81	14	11	0	0	0	5	12	2	17	8	5	2	1
Silviano, John	OF	.268	100	365	59	98	15	0	23	84	64	4	116	2	0	7	4
Ward, Drew	IF	.345	82	296	64	102	20	0	17	48	63	6	68	1	0	8	3

Pitcher	G	GS	CG	IP	H	R	ER	BB	SO	W	L	SV	2B	3B	ERA
Allison, Ben	4	4	0	14.0	16	11	11	9	10	0	0	0	0	0	7.07
Birlingmair, Reid	6	0	0	7.0	5	5	4	5	11	0	0	0	1	0	5.14
Bloye, Taylor	2	1	0	10.0	18	11	9	4	6	0	1	0	2	1	8.10
Clark, Colin	3	1	0	3.2	7	7	7	4	4	0	1	0	1	0	17.18
DuBord, Alex	37	0	0	41.1	42	13	13	13	50	2	2	23	10	1	2.83
Duffy, Ryan	2	0	0	3.1	10	9	9	5	1	0	0	0	5	0	24.30
Feldman, Davis	28	16	0	107.1	125	66	60	49	98	6	6	0	28	3	5.03
Flores, Ryan	6	6	0	31.2	34	17	16	10	36	2	0	0	9	1	4.55
Grauer, Tyler	21	19	0	125.2	120	49	49	32	103	10	5	0	21	2	3.51
Helton, Bret	5	3	0	17.0	29	24	23	15	21	2	1	0	5	0	12.18
Jimenez, Francisco	2	2	0	8.0	15	12	12	4	6	0	1	0	3	0	13.50
Jones, Joe	43	0	0	55.2	39	25	23	44	66	4	3	4	5	0	3.72
Kessay, Sebastian	8	8	0	41.0	31	17	15	22	37	5	0	0	7	0	3.29
Lind, Luke	47	0	0	59.1	54	30	28	21	56	7	3	2	4	0	4.25
McGovern, Kevin	21	21	1	126.2	119	58	52	37	141	10	3	0	28	5	3.70
Riley, Tanner	31	1	0	38.0	34	12	12	31	41	4	3	0	6	1	2.84
Simms, Trevor	8	1	0	15.0	13	6	6	10	23	1	0	0	1	0	3.60
Smith, Ledgend	1	1	0	3.0	1	1	1	3	3	0	1	0	0	0	3.00
Stover, Brady	37	0	0	52.2	51	36	33	47	53	2	2	0	3	1	5.64
Taggart, Danny	3	2	0	11.0	12	10	10	11	9	0	1	0	2	0	8.18
Wigginton, Peyton	15	14	1	91.1	92	43	39	27	74	9	3	1	18	2	3.84

SINGLE-SEASON RECORDS

**Batting Average**

- Ruben Salazar, 2008 .378
- Joe Mathis, 2006 .359
- L. Pina, 2022 .3459**
- Darryl Motley, 1996 .3457
- Drew Ward, 2022 .3446**

**Home Runs**

- J. Hoorelbeke, 2010 29
- Darryl Motley, 1996 26
- John Silviano, 2021 24
- Clyde Williams, 2005 24
- John Silviano, 2022 23**
- Ricky Freeman, 2000 23

**Losses**

- Jake Laber, 2014 11
- Taylor Stanton, 2014 11
- Brandon Mann, 2015 10
- Bret Helton, 2021 9
- Trey McNutt, 2018 8
- Justin Fletschock, 2001 8

**Runs Scored**

- Zach Penprase, 2009 100
- Zach Penprase, 2012 95
- Joe Mathis, 2006 95
- Chad Akers, 1996 84
- Johnny Knott, 1996 82
- Bryon Jeffcoat, 2004 82

**RBI**

- Darryl Motley, 1996 103
- Nic Jackson, 2009 97
- Nic Jackson, 2012 89
- Ryan Delgado, 2012 86
- John Silviano, 2022 84**

**Saves**

- Tom Boleska, 2012 29
- Geoff Broussard, 2019 28
- Alex DuBord, 2022 23**
- George Schmidt, 2000 23
- Nate Cotton, 2008 22
- Nate Cotton, 2007 22

**Hits**

- Joe Mathis, 2006 142
- Keury De La Cruz, 2016 137
- Manny Boscan, 2021 132
- Mike Coles, 2010 131
- Tim Colwell, 2019 130

**Stolen Bases**

- Zach Penprase, 2012 47
- Zach Penprase, 2009 45
- Zach Penprase, 2010 41
- Zach Penprase, 2013 40
- Jason Fitzgerald, 2004 40

**Games Pitched**

- Joe Harris, 2013 53
- C. Hoorelbeke, 2010 52
- Travis Ballew, 2018 49
- Luke Lind, 2022 47**
- Kevin Fuqua, 2012 47

**Doubles**

- Joe Mathis, 2006 42
- C.J. Retherford, 2014 40
- Chad Mozingo, 2015 34
- Leobaldo Pina, 2022 33**
- Keury De La Cruz, 2016 32
- Carlo Cota, 2011 32

**ERA**

- C. Hoorelbeke, 2010 1.84
- Jeff Bittiger, 1998 1.94
- Tyler Alexander, 2017 2.06
- Taft Cable, 2005 2.30
- J. Fletschock, 2002 2.42

**Innings Pitched**

- T Alexander, 2017 148.0
- Brandon Mann, 2015 143.2
- T. Alexander, 2016 143.1
- Jake Laber, 2011 139.1
- Gino Caruso, 1997 133.1

**Triples**

- Brennan Metzger, 2019 9
- Joe Mathis, 2003 9
- Ryan Pineda, 2016 8
- Justin Justice, 2009 8
- Joe Mathis, 2007 8

**Wins**

- Brandon Culp, 2005 14
- Dane Renkert, 2007 13
- Joe Sergent, 2005 13
- Tyler Alexander, 2016 12
- Tyler Herron, 2012 12
- Jeff Bittiger, 1998 12

**Walks**

- Brett Lawson, 2008 71
- Brian Ernst, 2014 68
- Tim Smith, 1997 68
- Tyler Herron, 2015 64
- Jeff Isom, 1997 64

**Strikeouts**

- Tyler Alexander, 2017 167
- Brandon Mann, 2015 157
- Tyler Alexander, 2016 156
- K. McGovern, 2022 147**
- Gino Caruso, 1997 132

All-time AA record - 12 seasons, 634-524, .548 winning pct.

Opponent	Record	Pct.	Opponent	Record	Pct.	Opponent	Record	Pct.
Amarillo	7-5	.583	Laredo	7-15	.318	Rockland	8-8	.500
Chicago	31-24	.564	Lincoln	54-37	.593	St. Paul	51-70	.422
Cleburne	22-8	.733	Milwaukee	20-12	.625	Sioux City	59-39	.593
El Paso	5-2	.714	Newark	3-0	1.000	Sioux Falls	86-48	.641
Gary	50-56	.472	New Jersey	7-5	.583	Texas/G.P.	20-9	.670
Joplin	2-5	.286	Ottawa	2-1	.667	Trois-Rivieres	3-3	.500
Kane County	11-7	.611	Quebec	1-2	.333	Wichita	17-30	.362
Kansas City	45-40	.529	Road Teams	9-0	1.000	Winnipeg	95-87	.522
Lake Country	6-1	.857						

**Most wins vs. opponent, season:** 12, vs. Winnipeg, 2012.  
**Most losses vs. opponent, season:** 13, vs. Winnipeg, 2011 and Winnipeg, 2020.  
**Highest winning % vs. opp't, season (min. 7 games):** 1.000 vs. LIN (9-0), 2012 and SF (7-0), 2019.  
**Lowest winning % vs. opponent, season (min. 7 games):** .000 (0-7), Laredo, 2013.

**AMERICAN ASSOCIATION CAREER RECORDS**

**Games - Position Player**

1. Zach Penprase, 2011-15	483
2. Leobaldo Pina, 2018-22	442
3. Nic Jackson, 2011-14	394
4. Devan Ahart, 2017-19	276
5. Charlie Valerio, 2015-18	266

**Batting Average (min. 600 at-bats)**

1. Tim Colwell, 2018-19	.321
2. Manuel Boscan, 2021-22	.3183
3. Leobaldo Pina, 2018-22	.3180
4. Correlle Prime, 2019-21	.315
5. C.J. Retherford, 2011, 2013-14	.304

**Runs Scored**

1. Zach Penprase, 2011-15	380
2. Leobaldo Pina, 2018-22	259
3. Nic Jackson, 2011-14	236
4. Correlle Prime, 2019-21	190
5. Devan Ahart, 2017-19	188
Brennan Metzger, 2018-20	188

**Hits**

1. Zach Penprase, 2011-15	553
2. Leobaldo Pina, 2018-22	547
3. Nic Jackson, 2011-14	445
4. Devan Ahart, 2017-19	329
5. Correlle Prime, 2019-21	322

**Doubles**

1. Leobaldo Pina, 2018-22	121
2. Zach Penprase, 2011-15	100
3. Nic Jackson, 2011-14	92
4. C.J. Retherford, 2011, 2013-14	91
5. Keury De La Cruz, 2016-18	60
Brennan Metzger, 2018-20	60

**Home Runs**

1. Leobaldo Pina, 2018-22	47
John Silviano, 2021-22	47
3. Keury De La Cruz, 2016-18	42
Nic Jackson, 2011-14	42
5. Correlle Prime, 2019-21	40

**RBI**

1. Leobaldo Pina, 2018-22	281
2. Nic Jackson, 2011-14	268
3. Zach Penprase, 2011-15	219
4. C.J. Retherford, 2011, 2013-14	174
5. Correlle Prime, 2019-21	168

**Stolen Bases**

1. Zach Penprase, 2011-15	169
2. Nic Jackson, 2011-14	61
3. Tim Colwell, 2018-19	44
4. Devan Ahart, 2017-19	37
5. Brennan Metzger, 2018-20	33

**Games - Pitcher**

1. Joe Harris, 2011-15	166
2. Kevin Fuqua, 2011-12, 2014	108
3. Jake Laber, 2011-14	84
4. Taylor Stanton, 2013-16	77
5. Alex DuBord, 2021-22	74

**ERA (minimum 150 innings pitched)**

1. Joe Harris, 2011-15	2.83
2. Tyler Alexander, 2015-17	2.91
3. Tyler Pike, 2019-20	3.41
4. Tyler Herron, 2012, 2015-17, 2021	3.45
5. Kevin McGovern, 2020-22	3.48

**Wins**

1. Jake Laber, 2011-14	35
2. Tyler Herron, 2012, 2015-17, 2021	32
3. Taylor Stanton, 2013-16	26
4. Tyler Alexander, 2015-17	25
Alex Caldera, 2011-13	25

**Losses**

1. Jake Laber, 2011-14	30
2. Taylor Stanton, 2013-16	24
3. Bret Helton, 2019-21	19
4. Tyler Herron, 2012, 2015-17, 2021	17
Will Solomon, 2016-19	17

**Games Started**

1. Jake Laber, 2011-14	82
2. Taylor Stanton, 2013-16	77
3. Tyler Herron, 2012, 2015-17, 2021	62
4. Tyler Alexander, 2015-17	55
5. Will Solomon, 2016-19	51

**Innings Pitched**

1. Jake Laber, 2011-14	504.1
2. Taylor Stanton, 2013-16	481.0
3. Tyler Herron, 2012, 2015-17, 2021	425.1
4. Tyler Alexander, 2015-17	402.2
5. Will Solomon, 2016-19	322.1

**Saves**

1. Alex DuBord, 2021-22	34
2. Geoff Broussard, 2018-19	33
3. Tom Boleska, 2012	29
4. Nate Garcia, 2014	18
Mike Nesseth, 2015	18
Casey Weathers, 2017	18

**Strikeouts**

1. Tyler Alexander, 2015-17	434
2. Tyler Herron, 2012, 2015-17, 2021	369
Taylor Stanton, 2013-16	369
4. Jake Laber, 2011-14	319
5. Alex Caldera, 2011-13	251

**GARY SOUTHSORE RAILCATS**

2022 results: 42-58, 5th place, East

**Mailing Address:** 1 Stadium Plaza, Gary, IN 46402.

**Stadium:** 1 Pennsylvania Ave., Gary, IN 46402.

**Phone:** (219) 882-2255. **Fax:** (219) 882-2259.

**Web:** RailCatsBaseball.com.

**Facebook.com/RailCat.**



**FRONT OFFICE**

**Owner/CEO:** Pat Salvi.

**Owner:** Lindy Salvi.

**President, Salvi Sports:** Brian Lyter.

**General Manager:** Anthony Giammanco.

**Assistant GM:** Noah Simmons.

**V.P., Corporate Sponsorships:** David Kay.

**Marketing/Promotions:** Ashley Nylen.

**Box Office Mgr.:** Matt Murphy.

**Marketing Consultant:** Renee Connelly.

**Ass't Groundskeeper:** Hunter Mihalic.

**Manager, Hospitality:** Taylor Campbell.

**FIELD STAFF**

**Manager:** Lamarr Rogers.

**Pitching Coach:** Kent Willis.

**Hitting Coach:** Ramon Ortiz.

**Coach:** Matt Brunson.

**Trainer:** Adam Gibson.

**Clubhouse Manager:** Chuck Schultz.

**GAME-DAY INFORMATION**

**Stadium:** Steel Yard.

**Year Constructed:** 2002. **Capacity:** 6,139.

**Outfield Dimensions:** 320-400-335.

**Visiting Club Hotel:** Country Inn & Suites, 1630 Olmstead Drive, Portage, IN 46368.

**Phone:** (219) 844-5077.

**Broadcaster:** Ryan Zimmerman.

**Games Broadcast:** All.

**Outlet:** mixlr.com/railcats.

**FIELD MANAGER - LAMARR ROGERS**



Lamarr Rogers returns for his second season with the RailCats in 2022.

Rogers' previous managing experience came in the Houston Astros organization. In 2015, with Greeneville of the Appalachian League, he led his club to the league championship and was named co-manager of the year. The Astros then named Rogers manager of their Single-A New York-Penn League affiliate, the Tri-City ValleyCats, for the 2016 season.

Prior to joining the Astros organization, Rogers spent 14 years with the St. Paul Saints, including ten seasons as the club's hitting coach. The Los Angeles native also played for two seasons with the Saints and four years in the Colorado Rockies' organization after being drafted out of Long Beach State.

**Managerial History**

Year	Club	League	Affiliate	Level	Record	Finish	Playoffs
2015	Greeneville	Appy	Houston	Rookie	34-33	4th/10	Lg Champions
2016	Tri-City	NYP	Houston	SSA	38-38	T-7th/14	
2022	Gary SouthShore	Amer. Assoc.	--	Ind.	42-58	10th/12	

2023 SCHEDULE

Standard home game times:

Mon-Fri 6:45, Sat 4:00, Sun 2:00.

Exceptions:

Tuesday, May 16: 11:00 a.m.

Thursday, May 18: 11:00 a.m.

Sunday, May 28: 6:00.

Monday, May 29: 4:00 (DH).

Wednesday, June 28: 12:00.

Tuesday, July 4: 4:00 (DH).

Thursday, July 20: 12:00.

May

<b>Thu 11</b>	<b>Winnipeg</b>
<b>Sat 13-Sun 14</b>	<b>Winnipeg</b>
<b>Tue 16 - Thu 18</b>	<b>Kansas City</b>
Fri 19 - Sun 21	@ Lincoln
Tue 23 - Thu 25	@ Lake Country
<b>Fri 26 - Sun 28</b>	<b>Kane County</b>
<b>Mon 29 (DH)</b>	<b>Milwaukee</b>
<b>Wed 31</b>	<b>Milwaukee</b>

June

<b>Thu 1</b>	<b>Milwaukee</b>
Fri 2 - Mon 5	@ Sioux Falls
<b>Tue 6 - Sun 11</b>	<b>Cleburne</b>
Tue 13 - Thu 15	@ Sioux City
<b>Fri 17 - Sun 18</b>	<b>Lake Country</b>
Tue 20 - Thu 22	@ Fargo
Fri 23 - Sun 25	@ Winnipeg
<b>Tue 27 - Thu 29</b>	<b>Milwaukee</b>
Fri 30	@ Kane County

July

Sat 1 - Sun 2	@ Kane County
<b>Mon 3 - Tue 4 (DH)</b>	<b>Lake Country</b>
<b>Fri 7 - Sun 9</b>	<b>Lincoln</b>
Tue 11 - Thu 13	@ Kane County
Fri 14 - Sun 16	@ Kansas City
<b>Thu 20 - Sun 23</b>	<b>Chicago</b>
Tue 25 - Sun 30	@ Cleburne

August

<b>Tue 1 - Thu 3</b>	<b>Sioux Falls</b>
<b>Fri 4 - Sun 6</b>	<b>Sioux City</b>
Tue 8 - Thu 10	@ Chicago
<b>Fri 11 - Sun 13</b>	<b>Kane County</b>
Tue 15 - Thu 17	@ Lake Country
Fri 18 - Sun 20	@ Kane County
<b>Tue 22 - Thu 24</b>	<b>Fargo</b>
<b>Fri 25 - Sun 27</b>	<b>Chicago</b>
Tue 29 - Thu 31	@ Chicago

September

Fri 1 - Mon 4	@ Milwaukee
---------------	-------------

2022 STATISTICS

vs. Chicago: 5-10

vs. Cleburne: 4-8

vs. Fargo-Moorhead: 2-4

vs. Kane County: 3-6

vs. Kansas City: 2-5

vs. Lake Country: 7-6

vs. Lincoln: 4-2

vs. Milwaukee: 8-5

vs. Sioux City: 2-4

vs. Sioux Falls: 3-3

vs. Winnipeg: 2-5

Player	POS	AVG	G	AB	R	H	2B	3B	HR	RBI	BB	HBP	SO	SB	CS	DP	E
Abbott, Sam	IF	.218	68	238	38	52	11	1	20	46	22	8	120	0	0	4	6
Burgess, Chris	IF	.189	42	122	13	23	3	0	5	14	15	1	52	0	0	3	5
Castillo, L.G.	OF	.318	47	192	31	61	13	2	7	37	14	2	42	3	2	4	2
Cruz, Michael	C	.245	49	163	15	40	11	0	4	26	26	9	39	0	0	0	8
Edwards, K.V.	IF	.194	10	36	4	7	1	0	0	2	2	0	16	1	0	0	0
Engelmann, J.	OF	.381	6	21	5	8	3	0	0	4	8	0	3	1	0	2	2
Graves, Sherman	IF	.255	16	55	4	14	4	0	2	14	5	1	18	0	1	2	1
Greely, Thomas	C	.237	24	76	9	18	3	0	0	2	10	1	21	1	1	0	2
Jones, Raymond	OF	.111	6	18	1	2	0	0	0	1	1	1	6	0	0	0	0
Lingua, Daniel	IF	.271	96	358	57	97	23	6	6	48	42	5	98	29	8	11	13
Madden, Lester	OF	.157	14	51	4	8	0	0	1	4	1	0	18	0	0	0	2
Marriaga, Jesus	OF	.307	71	280	54	86	19	2	6	61	29	6	75	21	8	6	3
Nova, Victor	IF	.270	51	196	39	53	10	2	8	39	26	0	45	7	6	2	5
Olund, Alec	OF	.230	57	191	21	44	9	3	2	18	28	1	55	7	3	4	2
Racusin, Zach	IF	.218	32	119	11	26	3	0	3	13	6	2	17	2	3	7	1
Rookard, M.J.	OF	.154	12	39	2	6	1	0	0	2	6	1	14	1	2	1	1
Scantlin, Nate	OF	.275	35	131	23	36	4	1	1	8	14	2	45	16	2	2	3
Smith, Jackson	C	.239	45	159	22	38	7	2	3	15	3	11	36	2	1	2	7
Walraven, Tom	IF	.272	86	327	61	89	12	1	16	55	49	0	57	15	3	3	8
Welz, Zach	OF	.160	20	81	5	13	0	0	2	5	6	0	23	2	3	0	0
Williams, Donovan	IF	.100	7	20	1	2	0	0	0	0	2	1	11	0	0	2	1
Williams, Javeyan	OF	.175	32	103	16	18	4	1	1	7	6	1	30	5	3	1	0
Woodworth, M.	IF	.294	99	401	75	118	18	8	5	43	31	12	59	23	6	10	6

Pitcher	G	GS	CG	IP	H	R	ER	BB	SO	W	L	SV	2B	3B	ERA
Campbell, Ryan	9	0	0	14.0	15	11	8	11	12	0	0	0	5	0	5.14
Colon, Steven	8	0	0	11.2	8	5	5	8	9	0	0	0	0	0	3.86
Coursel, Robbie	16	0	0	22.1	24	20	20	28	20	0	1	1	5	0	8.06
Cuello, Edward	11	11	0	46.1	70	50	46	12	43	3	6	0	18	0	8.94
Eisenbarger, Jack	35	3	0	64.2	55	46	38	43	88	2	7	6	11	0	5.29
Erwin, Chris	20	15	0	83.0	83	43	37	40	86	3	5	1	10	2	4.01
Francis, Harrison	20	18	0	95.1	110	64	56	48	95	5	8	0	17	1	5.29
Garcia, Nick	26	10	0	77.0	112	65	62	19	48	5	2	0	12	0	7.25
Heidenfelder, Adam	21	19	0	100.0	102	59	50	44	84	7	6	0	23	0	4.50
Huertias, Joel	7	0	0	7.2	3	6	6	8	9	0	1	0	1	0	7.04
LeBlanc, Zack	5	1	0	12.1	19	12	12	6	5	1	1	0	2	0	8.76
Lubking, Trevor	1	1	0	2.2	2	0	0	1	4	0	0	0	0	0	0.00
Medina, Yeison	26	0	0	32.0	32	20	18	25	21	1	2	4	6	0	5.06
Phillips, Aaron	36	1	0	63.0	57	36	29	38	51	3	3	3	10	0	4.14
Price, Jared	9	0	0	7.1	13	14	10	5	11	0	1	1	2	0	12.27
Santos, Reyson	9	0	0	8.1	7	3	3	9	7	0	0	0	2	0	3.24
Serrano, Elio	1	1	0	1.2	8	6	6	2	1	0	1	0	1	0	32.40
Sheaks, John	18	18	0	99.0	109	55	51	30	74	5	8	0	17	1	4.64
Smith, Jaylen	6	0	0	5.2	13	9	9	5	6	0	0	0	5	0	14.29
Strom, Leif	3	2	0	15.1	6	5	3	11	21	0	0	0	1	1	1.76
Vega, Carlos	12	0	0	16.0	18	13	13	4	24	1	1	2	4	0	7.31
Vincent, Josh	28	0	0	51.0	46	38	29	35	40	5	4	1	10	0	5.12
Vivas, Julio	18	0	0	22.0	20	8	8	11	19	1	0	0	4	0	3.27
Voight, Augie	13	0	0	16.2	17	9	7	6	17	0	1	0	4	0	3.78

GARY SOUTHSORE YEARLY RESULTS

Year	League	W	L	Pct.	Place	Attendance	Manager
2002	Northern	35	55	.389	10th (10)	(road team)	Joe Calfapietra
2003	Northern	36	54	.400	9th (10)	140,310	Garry Templeton
2004	Northern	31	65	.323	10th (10)	147,801	Garry Templeton
2005	Northern	54	42	.563	3rd (12)	151,850	Greg Tagert
2006	Northern	51	46	.526	3rd (8)	163,133	Greg Tagert
2007	Northern	58	38	.604	1st (8)	166,338	Greg Tagert
2008	Northern	56	40	.583	2nd (6)	159,586	Greg Tagert
2009	Northern	57	39	.594	1st (6)	166,334	Greg Tagert
2010	Northern	52	48	.520	4th (8)	166,366	Greg Tagert
2011	Amer. Assoc.	54	46	.540	5th (14)	157,676	Greg Tagert
2012	Amer. Assoc.	50	50	.500	8th (13)	159,837	Greg Tagert
2013	Amer. Assoc.	58	41	.586	3rd (13)	165,024	Greg Tagert
2014	Amer. Assoc.	53	47	.530	5th (12)	164,286	Greg Tagert
2015	Amer. Assoc.	45	55	.450	T-8th (13)	165,306	Greg Tagert
2016	Amer. Assoc.	52	48	.520	T-6th (12)	163,519	Greg Tagert
2017	Amer. Assoc.	57	43	.570	T-4th (12)	181,612	Greg Tagert
2018	Amer. Assoc.	59	41	.590	T-4th (12)	167,152	Greg Tagert
2019	Amer. Assoc.	40	59	.404	T-8th (12)	167,887	Greg Tagert
2021	Amer. Assoc.	39	61	.390	10th (12)	137,094	Greg Tagert
2022	Amer. Assoc.	42	58	.420	10th (12)	152,894	Lamarr Rogers

AAPB PLAYOFF HISTORY

Year	Round	Opponent	Result	Year	Round	Opponent	Result
2013	Semis	Fargo	W 3-1	2017	Semis	Winnipeg	L 3-0
	Finals	Wichita	W 3-1	2018	Semis	St. Paul	L 3-1

## SINGLE-SEASON RECORDS

## Batting Average

1. T. Townsend, 2008	.371
2. F. Matos, 2002	.362
3. Drew Martinez, 2014	.358
4. Brad Boyer, 2011	.348
5. Mike Massaro, 2011	.344

## Home Runs

<b>1. Sam Abbott, 2022</b>	<b>20</b>
2. Cristian Guerrero, 2010	19
<b>3. Tom Walraven, 2022</b>	<b>16</b>
Cristian Guerrero, 2008	16
5. J. Swinton, 2002	15

## Saves

1. Tony Cogan, 2007	25
2. Andy Shipman, 2010	21
3. Andy Loomis, 2015	19
4. Derek Lopez, 2005	17
5. Andy Shipman, 2009	13

## Runs Scored

1. Daniel Pulfer, 2014	88
2. Mike Massaro, 2012	76
<b>3. M. Woodworth, 2022</b>	<b>75</b>
Adam Klein, 2011	75
4. Adam Klein, 2012	72

## RBI

1. T. Townsend, 2008	84
2. Cristian Guerrero, 2011	82
3. Brad Boyer, 2011	68
4. Steve Haake, 2009	67
5. Three tied with	66

## Games Pitched

1. Kris Regas, 2006	56
2. Brandon Higelin, 2008	50
3. Will Krout, 2011	49
4. Tony Cogan, 2007	46
5. Four tied with	43

## Hits

1. Drew Martinez, 2014	153
2. Mike Massaro, 2011	142
3. Mike Massaro, 2012	135
4. Daniel Pulfer, 2014	126
5. Brad Boyer, 2011	123

## Stolen Bases

1. Billy Brown, 2003	32
2. Adam Klein, 2012	30
David Cooper, 2012	30
<b>4. Daniel Lingua, 2022</b>	<b>29</b>
Adam Klein, 2010	29

## Innings Pitched

1. Charle Rosario, 2016	155.1
2. Josh Habel, 2007	155.0
3. Jason Shelley, 2006	153.2
4. Alex Gunn, 2017	152.2
5. Tony Cogan, 2009	150.0
J. Bennett, 2005	150.0

## Doubles

1. Mike Rohde, 2011	32
2. Mike Massaro, 2011	28
Mike Massaro, 2009	28
4. T. Townsend, 2007	27
5. Louis Ott, 2010	26
Jay Pecci, 2008	26
T. Townsend, 2008	26

## ERA

1. Tony Cogan, 2008	2.08
2. Willie Glen, 2010	2.39
3. Cody Fisher, 2005	2.50
4. Justin Sinibaldi, 2019	2.75
5. Travis Kerber, 2006	2.78

## Walks

1. Scott Shaw, 2011	62
2. Willie Glen, 2006	60
3. Trevor Lubking, 2019	54
4. Jason Shelley, 2006	51
5. Trevor Lubking, 2022	50
Drew Dickinson, 2008	50

## Triples

1. Mike Massaro, 2013	17
2. Mike Massaro, 2011	16
3. Mike Massaro, 2012	12
4. Anthony Iapoco, 2005	9
<b>5. M. Woodworth, 2022</b>	<b>8</b>
Jon Jones, 2015	8
Drew Martinez, 2014	8
Brad Boyer, 2011	8

## Wins

1. Charle Rosario, 2015	12
Alain Quijano, 2013	12
Willie Glen, 2007	12
Josh Habel, 2007	12
Jason Shelley, 2006	12

## Losses

1. Trevor Lubking, 2019	11
Tony O'Donnell, 2004	11
Graham Mazur, 2002	11
4. Eight tied with	9

## Strikeouts

1. Willie Glen, 2007	162
2. Jason Shelley, 2006	145
3. Willie Glen, 2006	122
4. Charle Rosario, 2016	120
5. Trevor Lubking, 2021	117

## AMERICAN ASSOCIATION CAREER RECORDS

## Games - Position Player

1. Alex Crosby, 2015-19	336
2. Mike Massaro, 2011-13	293
3. Adam Klein, 2011-13	285
Colin Willis, 2016-19	285
5. Drew Martinez, 2013-15	270

## Games - Pitcher

1. Will Krout, 2011-13	96
2. Marco Gonzalez, 2012-13	73
3. Morgan Coombs, 2012-14	66
4. Charle Rosario, 2015-17	65
5. Jorge De Leon, 2016-18	64
Chuck Fontana, 2013-15	64
Nolan Nicholson, 2011-12	64

## Batting Average (min. 600 at-bats)

1. Mike Massaro, 2011-13	.324
2. Drew Martinez, 2013-15	.313
3. Colin Willis, 2016-19	.303
4. Brian Kolb, 2011-13	.299
5. J.D. Pulfer, 2013-15	.291

## Runs Scored

1. Adam Klein, 2011-13	209
2. Mike Massaro, 2011-13	202
3. Colin Willis, 2016-19	172
4. J.D. Pulfer, 2013-15	161
5. Drew Martinez, 2013-15	152

## Hits

1. Mike Massaro, 2011-13	397
2. Alex Crosby, 2015-19	332
3. Drew Martinez, 2013-15	331
4. Adam Klein, 2011-13	317
5. Colin Willis, 2016-19	302

## Doubles

1. Mike Massaro, 2011-13	65
2. Adam Klein, 2011-13	63
3. Colin Willis, 2016-19	57
4. Craig Maddox, 2011-14	53
5. Randy Santiesteban, 2016-19	52

## Home Runs

1. Tom Walraven, 2019, 2021-22	28
2. Colin Willis, 2016-19	27
3. Sam Abbott, 2022	20
4. Craig Maddox, 2011-14	18
Alex Crosby, 2015-19	18

## RBI

1. Mike Massaro, 2011-13	189
2. Colin Willis, 2016-19	164
3. Cristian Guerrero, 2011, 2013	137
4. Alex Crosby, 2015-19	134
Adam Klein, 2011-13	134

## Stolen Bases

1. Adam Klein, 2011-13	68
2. Drew Martinez, 2013-15	51
3. Daniel Lingua, 2021-22	42
4. Jesus Marriaga, 2021-22	40
5. Mike Massaro, 2011-13	40

## ERA (minimum 150 innings pitched)

1. Charle Rosario, 2015-17	3.51
2. Will Krout, 2011-13	3.72
3. Stephen Hiscock, 2012-14	3.79
4. Alex Gunn, 2016-18	3.97
5. Jeff McKenzie, 2017-18	4.23

## Wins

1. Charle Rosario, 2015-17	31
2. Stephen Hiscock, 2012-14	20
3. Morgan Coombs, 2012-14	19
4. Alex Gunn, 2016-18	18
5. Alain Quijano, 2011, 2013	16

## Losses

1. Morgan Coombs, 2012-14	21
2. Trevor Lubking, 2019, 2021-22	20
3. Charle Rosario, 2015-17	17
4. Stephen Hiscock, 2012-14	14
John Sheaks, 2021-22	14

## Games Started

1. Charle Rosario, 2015-17	65
2. Morgan Coombs, 2012-14	60
3. Stephen Hiscock, 2012-14	53
4. Alex Gunn, 2016-18	50
5. Trevor Lubking, 2019, 2021-22	43

## Innings Pitched

1. Charle Rosario, 2015-17	410.2
2. Morgan Coombs, 2012-14	348.1
3. Stephen Hiscock, 2012-14	341.2
4. Alex Gunn, 2016-18	310.0
5. Will Krout, 2011-13	285.1

## Saves

1. Jorge De Leon, 2016-18	22
2. Andy Loomis, 2014-15	21
3. Marco Gonzalez, 2012-13	18
4. Drasen Johnson, 2017	12
Adam Quintana, 2018	12

## Strikeouts

1. Charle Rosario, 2015-17	298
2. Trevor Lubking 2019, 2021-22	229
3. Stephen Hiscock, 2012-14	224
4. Morgan Coombs, 2012-14	213
5. Alex Gunn, 2016-18	196

## All-time AA record - 11 seasons, 549-549, .500 winning pct.

Opponent	Record	Pct.	Opponent	Record	Pct.	Opponent	Record	Pct.
Amarillo	6-6	.500	Lake Country	7-6	.539	Rockland	0-3	.000
Chicago	20-37	.351	Laredo	7-9	.438	St. Paul	49-54	.478
Cleburne	17-17	.500	Lincoln	50-44	.532	Shreveport	6-3	.667
El Paso	4-2	.667	Milwaukee	21-18	.538	Sioux City	46-63	.422
Fargo	58-54	.518	Newark	3-1	.750	Sioux Falls	52-47	.525
Fort Worth	3-0	1.000	New Jersey	4-4	.500	Sussex County	1-2	.333
Joplin	11-3	.786	Ottawa	3-0	1.000	Texas/G.P.	18-13	.581
Kane County	8-14	.364	Quebec	4-5	.444	Wichita	27-29	.482
Kansas City	57-48	.543	Road Teams	9-4	.692	Winnipeg	54-55	.495

**Most wins vs. opponent, season:** 11, vs. St. Paul, 2013 and Kansas City, 2013.

**Most losses vs. opponent, season:** 12, vs. Chicago, 2019.

**Highest winning % vs. opponent, season (min. 7 games):** 1.000 (7-0), Cleburne, 2017.

**Lowest winning % vs. opponent, season (min. 7 games):** .143 (2-12), Chicago, 2019.

# KANE COUNTY COUGARS

2022 record: 54-46, T-1st place, East

34W002 Cherry Lane, Geneva, IL 60134

**Phone:** (630) 232-8811.

**Web:** KCCougars.com.

**Twitter:** @KCCougars.

**Facebook.com/KaneCountyCougars.**



## FRONT OFFICE

**Chairman/CEO/President:** Dr. Bob Froehlich.

**Owner:** Cheryl Froehlich.

**VP/General Manager:** Curtis Haug.

**Sr. Dir., Finance & Admin.:** Douglas Czurylo.

**Accounting Mgr.:** Sally Sullivan.

**Accounting Clerk:** Zach Lindahl.

**Sr. Director, Ticketing:** Michael Patterson.

**Director, Ticket Services:** Amy Mason.

**Ticket Ops Coordinator:** Jeff Weaver.

**Director, PR/Promotions:** Claire Jacoby.

**Media Placement Coordinator:** Bill Baker.

**Director, Sales/Facilities:** Mike Klafehn.

**Sponsorship Liaison:** Steve Grzenia.

**Coordinators, Ballpark Events:** Lauren

Paisker, Mackensi Karman, Jake Zielinski.

**Manager, Social Media:** Jemea Green.

**Director, Video:** David Giatras.

**Graphic Designers:** Chris Wunnenberg,  
Derek Murphy.

**Office Manager:** Sherri Johnson.

**Stadium Ops Manager:** Scott Anderson.

**Director, Maintenance:** Jeff Snyder.

**Head Groundskeeper:** Sean Ehlert.

**Director, Food/Beverage:** Jon Nekolny.

**Manager, F&B Personnel:** Jen Miller.

**Mgr., Events/Catering:** Cassidy Congdon.

**Culinary Manager:** Ron Kludac.

**Ops. Mgr., Food & Beverage:** Art Youkerd.

**Trainer:** Scott Ellis.

**Clubhouse Manager:** Angel Rivera.

## FIELD STAFF

**Manager:** George Tsamis.

**Hitting Coach:** Matt Passarelle.

## GAME-DAY INFORMATION

**Stadium:** Northwestern Medicine Field.

**Year Built:** 1991. **Capacity:** 10,923.

**Outfield Dimensions:** 335-400-335.

**Visiting Club Hotel:** My Place Hotel, 1000 Kilbery Lane, North Aurora, IL 60542.

**Phone:** (630) 256-8485.

**Broadcaster:** Joe Brand.

**Games Broadcast:** All.

**Outlet:** kccougars.com.

## 2023 SCHEDULE

### Standard home game times:

Sun-Mon 1:00, Tue-Sat 6:30.

### Exceptions:

Tuesday, May 16: 11:30 a.m.

Wednesday, May 17: 11:30 a.m.

Wednesday, May 31 (DH): 4:00.

Wednesday, June 21: 11:30 a.m.

Sunday, July 2: 6:30.

Wednesday, July 12: 11:30 a.m.

Sunday, September 3: 6:30.

### July

**Sat 1 - Sun 2**

Mon 3 - Wed 5

Fri 7 - Sun 9

**Tue 11 - Thu 13**

**Fri 14 - Sun 16**

Thu 20 - Sun 23

Tue 25 - Thu 27

Fri 28 - Mon 31

**Gary**

@ Chicago

@ Lake Country

**Gary**

**Sioux Falls**

@ Fargo

@ Kansas City

@ Lincoln

### August

**Tue 1 - Sun 6**

Tue 8 - Thu 10

Fri 11 - Sun 13

**Tue 15 - Thu 17**

**Fri 18 - Sun 20**

Tue 22 - Sun 27

Tue 29 - Thu 31

**Cleburne**

@ Sioux Falls

@ Gary

**Milwaukee**

**Gary**

@ Cleburne

@ Milwaukee

### September

**Fri 1 - Mon 4**

**Lincoln**

### May

**Thu 11 - Sat 13**

**Tue 16 - Thu 18**

**Fri 19 - Sun 21**

Tue 23 - Thu 25

Fri 26 - Sun 28

**Mon 29**

**Wed 31 (DH)**

### June

**Thu 1**

Fri 2 - Sun 4

Tue 6 - Thu 8

**Fri 9 - Sun 11**

Tue 13 - Thu 15

**Fri 16 - Sun 18**

**Tue 20 - Thu 22**

Fri 23 - Sun 25

**Tue 27 - Thu 29**

**Fri 30**

**Fargo**

**Chicago**

**Sioux City**

@ Winnepeg

@ Gary

**Lake Country**

**Lake Country**

**Lake Country**

@ Sioux City

@ Milwaukee

**Lake Country**

@ Chicago

**Winnipeg**

**Chicago**

@ Milwaukee

**Kansas City**

**Gary**

## FIELD MANAGER - GEORGE TSAMIS



George Tsamis returns for his third season with the Cougars after leading the club to a 9.5-game improvement and its first AAPP playoff berth in 2022. He has won four league championships, including St. Paul's first American Association title in 2019.

Tsamis, 55, was drafted in the 15th round by the Minnesota Twins in 1989 and pitched 10 seasons professionally, including in 41 games for the Twins in 1993.

### Managerial History

Year	Club	League	Affiliate	Level	Record	Finish	Playoffs
1999	Waterbury	Northern	--	Ind.	36-50	8th (8)	
2000	Waterbury	Northern	--	Ind.	40-46	6th (8)	Lost Quarters
2001	New Jersey	Northern	--	Ind.	45-45	3rd (6)	Lg. Champions
2002	New Jersey	Northern	--	Ind.	62-27	1st (8)	Lg. Champions
2003	St. Paul	Northern	--	Ind.	52-38	3rd (10)	Lost Semis
2004	St. Paul	Northern	--	Ind.	61-34	1st (10)	Lg. Champions
2005	St. Paul	Northern	--	Ind.	55-40	2nd (12)	Lost Semis
2006	St. Paul	Amer. Assoc.	--	Ind.	54-42	4th (10)	Lost Finals
2007	St. Paul	Amer. Assoc.	--	Ind.	57-39	2nd (10)	Lost Finals
2008	St. Paul	Amer. Assoc.	--	Ind.	42-54	9th (10)	
2009	St. Paul	Amer. Assoc.	--	Ind.	49-47	T-4th (10)	
2010	St. Paul	Amer. Assoc.	--	Ind.	45-51	7th (10)	
2011	St. Paul	Amer. Assoc.	--	Ind.	56-44	3rd (14)	Lost Finals
2012	St. Paul	Amer. Assoc.	--	Ind.	52-48	6th (13)	
2013	St. Paul	Amer. Assoc.	--	Ind.	47-53	9th (13)	
2014	St. Paul	Amer. Assoc.	--	Ind.	48-52	T-6th (12)	
2015	St. Paul	Amer. Assoc.	--	Ind.	73-27	2nd (13)	Lost Semis
2016	St. Paul	Amer. Assoc.	--	Ind.	61-39	T-1st (12)	Lost Semis
2017	St. Paul	Amer. Assoc.	--	Ind.	48-52	7th (12)	
2018	St. Paul	Amer. Assoc.	--	Ind.	59-41	T-4th (12)	Lost Finals
2019	St. Paul	Amer. Assoc.	--	Ind.	64-36	1st (12)	Lg. Champions
2020	St. Paul	Amer. Assoc.	--	Ind.	30-30	3rd (6)	
2021	Kane County	Amer. Assoc.	--	Ind.	44-55	9th (12)	
2022	Kane County	Amer. Assoc.	--	Ind.	54-46	3rd (12)	Lost Quarters



2022 STATISTICS

vs. Chicago: 6-8 vs. Kansas City: 5-1 vs. Sioux City: 4-2  
 vs. Cleburne: 7-5 vs. Lake Country: 8-7 vs. Sioux Falls: 4-2  
 vs. Fargo-Moorhead: 3-3 vs. Lincoln: 4-3 vs. Winnipeg: 2-4  
 vs. Gary SouthShore: 6-3 vs. Milwaukee: 5-8

Player	POS	AVG	G	AB	R	H	2B	3B	HR	RBI	BB	HBP	SO	SB	CS	DP	E
Allen, Josh	IF	.167	3	12	1	2	0	0	0	2	0	4	0	0	0	0	0
Anderson, Nick	OF	.251	60	203	36	51	13	3	3	27	32	11	59	6	1	4	1
Brentz, Bryce	OF	.222	7	18	3	4	1	0	1	1	4	0	9	0	0	0	
Busby, Dylan	IF	.313	71	278	44	87	17	0	14	52	21	3	76	1	1	3	7
Cribbs Jr., Galli	IF	.259	90	320	38	83	12	2	1	43	21	8	79	9	2	11	12
De La Trinidad, E.	OF	.305	88	357	69	109	20	3	7	49	55	6	62	2	2	4	2
Franklin, Nick	IF	.260	21	77	17	20	6	0	5	19	14	0	24	1	0	1	2
Holmes, Tra	OF	.000	4	7	2	0	0	0	0	1	4	0	5	1	0	0	0
Johnson, Sherman	IF	.231	90	320	60	74	18	1	13	52	75	7	64	1	0	7	9
Kerrigan, Jimmy	OF	.304	100	398	80	121	31	2	27	89	33	14	98	8	1	10	2
Lombardozzi, S.	IF	.301	38	153	19	46	10	0	2	18	14	1	26	3	1	3	2
Lopez, B.J.	C	.238	75	261	28	62	6	1	5	30	27	3	61	0	0	2	0
Mangieri, Luke	IF	.216	12	37	8	8	1	1	2	4	8	3	9	0	0	0	2
Nay, Mitch	IF	.273	9	33	8	9	3	0	2	6	5	1	9	0	0	2	0
Pantoja, Alexis	IF	.250	76	272	40	68	11	2	5	37	25	1	53	3	1	7	5
Perez, Milton	C	.000	5	10	1	0	0	0	0	0	1	1	1	0	0	0	0
Randolph, C.	OF	.310	87	348	64	108	24	3	14	64	45	4	66	13	3	3	2
Rolette, Josh	C	.292	77	312	52	91	24	2	8	43	25	2	61	1	0	10	3
Williams, Donovan	IF	.297	13	37	8	11	3	0	1	5	3	0	9	1	0	2	2

Pitcher	G	GS	CG	IP	H	R	ER	BB	SO	W	L	SV	2B	3B	ERA
Allison, Ben	20	13	0	80.1	92	71	63	38	39	3	7	0	18	2	7.06
Anderson, Jack	46	0	0	63.2	66	33	30	26	67	6	2	0	7	2	4.24
Anderson, Nick	4	0	0	4.1	5	2	2	1	0	0	0	0	1	0	4.15
Bishop, Koby	26	8	0	56.2	66	42	40	41	46	0	4	0	15	2	6.35
Carter, C.J.	39	2	0	51.2	36	24	20	36	64	1	4	1	7	0	3.48
Fox, Jack	18	16	1	91.2	93	37	31	44	73	11	3	0	13	2	3.04
Fuentes, Jose	23	20	0	120.1	120	58	58	50	87	6	5	0	19	1	4.34
Koch, Tyler	10	0	0	7.1	12	9	9	5	8	1	0	1	2	0	11.05
McMahan, Pearson	8	0	0	11.0	20	22	20	12	7	0	2	0	1	0	16.36
Morin, Michael	12	0	0	13.2	18	8	8	4	9	0	0	1	1	0	5.27
Muir, Westin	17	9	0	59.2	58	28	25	30	34	7	0	1	13	0	3.77
Nissen, Logan	19	0	0	22.2	19	10	6	11	23	1	1	7	6	1	2.38
Olson, Isaac	1	0	0	0.1	2	3	2	1	0	0	0	0	0	0	54.00
Richardson, Ryan	41	0	0	57.2	54	26	26	18	53	4	2	6	11	1	4.06
Rogalla, Keith	5	0	0	6.0	2	1	1	3	9	0	0	0	0	0	1.50
Stevenson, Jake	7	0	0	9.2	5	4	3	3	13	1	0	0	1	0	2.79
Taggart, Danny	13	0	0	17.2	11	12	8	18	10	0	0	0	4	0	4.08
Tapani, Ryan	26	14	1	91.2	97	49	47	24	110	7	7	5	14	2	4.62
Worley, Vance	18	18	1	114.0	137	70	62	37	56	6	9	0	28	1	4.90


All-time AA record - 2 seasons, 98-101, .492 winning pct.

Opponent	Record	Pct.	Opponent	Record	Pct.	Opponent	Record	Pct.
Chicago	11-17	.393	Houston	6-0	1.000	Milwaukee	9-16	.360
Cleburne	9-9	.500	Kansas City	8-4	.667	Sioux City	7-6	.539
Fargo	7-11	.389	Lake Country	8-7	.533	Sioux Falls	9-3	.750
Gary	14-8	.636	Lincoln	6-7	.462	Winnipeg	4-13	.235

Most wins vs. opponent, season: 8, vs. Gary, 2021 and vs. Lake Country, 2022.  
 Most losses vs. opponent, season: 9, vs. Winnipeg, 2021.  
 Highest winning % vs. opponent, season (min. 7 games): .667 (6-3), Gary, 2022.  
 Lowest winning % vs. opponent, season (min. 7 games): .182 (2-9), Winnipeg, 2021.

KANSAS CITY MONARCHS

2022 record: 65-35, 1st place, West



1800 Village West Parkway  
 Kansas City, KS 66111  
**Phone:** (913) 328-2255.  
**Web:** MonarchsBaseball.com.  
**Twitter:** @KSCityMonarchs.  
**Facebook.com:** KCMonarchsBaseball.

FRONT OFFICE

**Owner:** Mark Brandmeyer. **Director, I.T.:** Dave Chicks.  
**Partner/CEO:** Mark McKee. **Director, Ticket Sales:** Nick Restivo.  
**President/G.M.:** Jay Hinrichs. **Mgr., Technology:** Kevin Schulmeister.  
**V.P., Revenue Development:** Kim Verhoeven. **Mgr., Corporate Partnerships:** Seth Burdick.  
**Vice President, Hospitality:** Jim Cundiff. **Manager, Graphics:** Tyson Moyer.  
**CFO:** Tom Ross. **Manager, Hospitality:** Monica Garcia.  
**Dir., Fan Engagement:** Morgan Kolenda. **Manager, Group Party:** Devyn Williams.  
**Dir., Special Events:** Suzi Hallas. **Facility:** Abraham Mercado, Nick Marquez.

FIELD STAFF

**Manager:** Joe Calapietra. **First Base Coach:** Frank White.  
**Hitting Coach:** Bill Sobbe. **Clubhouse Manager:** John West.

GAME-DAY INFORMATION

**Stadium:** Legends Field. **Broadcaster:** Carter Woodiel.  
**Year Built:** 2003. **Capacity:** 6,270. **Games Broadcast:** All.  
**Outfield Dimensions:** 300-396-328. **Outlet:** mixlr.com/kansas-city-monarchs-  
**Visiting Club Hotel:** Country Inn & Suites, 1805 North 110th Street, Kansas City, KS 66111.  
**Phone:** (913) 229-4700.

FIELD MANAGER - JOE CALAPIETRA



2018 and 2021 American Association Manager of the Year Joe Calapietra begins his sixth season with the T-Bones after leading the team to the league's best record last season. In his first five seasons, Calapietra has guided Kansas City to a 311-188 record, a .623 winning percentage.

Previously, Calapietra spent 14 seasons with the New Jersey Jackals of the Can-Am League. The league's 2012 and 2009 Manager of the Year, he led the Jackals to a 728-595 (.550) record and six appearances in the league championship series.

Managerial History

Year	Club	League	Affiliate	Level	Record	Finish
<b>Playoffs</b>						
2000	Allentown	Northern	--	Ind.	41-43	5th (8) Lost Semis
2001	Allentown	Northern	--	Ind.	43-47	5th (6)
2002	Gary	Northern	--	Ind.	35-55	10th (10)
2003	New Jersey	Northeast	--	Ind.	52-37	1st (8) Lost Semis
2004	New Jersey	Northeast	--	Ind.	54-39	4th (8) <b>Lg. Champions</b>
2005	New Jersey	Can-Am	--	Ind.	48-44	5th (8)
2006	New Jersey	Can-Am	--	Ind.	43-48	5th (8)
2007	New Jersey	Can-Am	--	Ind.	49-44	4th (10) Lost Semis
2008	New Jersey	Can-Am	--	Ind.	43-51	6th (8)
2009	New Jersey	Can-Am	--	Ind.	55-39	2nd (8) Lost Semis
2010	New Jersey	Can-Am	--	Ind.	42-50	4th (6) Lost Semis
2011	New Jersey	Can-Am	--	Ind.	57-36	2nd (8) Lost Finals
2012	New Jersey	Can-Am	--	Ind.	59-41	2nd (5) Lost Finals
2013	New Jersey	Can-Am	--	Ind.	55-44	2nd (5) Lost Finals
2014	New Jersey	Can-Am	--	Ind.	55-41	2nd (4) Lost Finals
2015	New Jersey	Can-Am	--	Ind.	54-43	3rd (6) Lost Finals
2016	New Jersey	Can-Am	--	Ind.	62-38	1st (6) Lost Semis
2017	Kansas City	Amer. Assoc.	--	Ind.	57-43	T-4th (12)
2018	Kansas City	Amer. Assoc.	--	Ind.	62-37	2nd (12) <b>Lg. Champions</b>
2019	Kansas City	Amer. Assoc.	--	Ind.	58-42	4th (12) Lost Semis
2021	Kansas City	Amer. Assoc.	--	Ind.	69-31	1st (12) <b>Lg. Champions</b>
2022	Kansas City	Amer. Assoc.	--	Ind.	65-35	1st (12) Lost Semis

2023 SCHEDULE

Standard home game times: Mon-Fri 7:00, Sat 6:00, Sun 1:00.

Exceptions:

Sunday, May 21: 6:00.

Sunday, June 4: 6:00.

Wednesday, June 7: 1:00.

Wednesday, June 21: 11:00 a.m.

Tuesday, July 25: 11:00 a.m.

Thursday, July 27: 1:00.

Monday, September 4: 1:00.

May

Fri 12 - Sun 14 @ Sioux City

Tue 16 - Thu 18 @ Gary

Fri 19 - Sun 21 Sioux Falls

Mon 22 - Wed 24 Milwaukee

Fri 26 - Sun 28 @ Lake Country

Mon 29 - Wed 31 @ Lincoln

June

Fri 2 - Sun 4 Cleburne

Mon 5 - Wed 7 Lincoln

Fri 9 - Sun 11 @ Winnipeg

Tue 13 - Thu 15 @ Fargo

Fri 16 - Mon 19 @ Chicago

Tue 20 - Thu 22 Sioux City

Fri 23 - Sun 25 Chicago

Tue 27 - Thu 29  
Fri 30

@ Kane County  
Winnipeg

July

Sat 1 - Sun 2 Winnipeg

Mon 3 - Wed 5 Sioux Falls

Fri 7 - Sun 9 @ Fargo

Mon 10 - Thu 13 @ Sioux Falls

Fri 14 - Sun 16 Gary

Fri 21 - Sun 23 @ Cleburne

Tue 25 - Thu 27 Kane County

Fri 28 - Sun 30 @ Sioux City

August

Tue 1 - Sun 6 Winnipeg

Tue 8 - Thu 10 @ Milwaukee

Fri 11 - Sun 13 @ Lincoln

Tue 15 - Thu 17 Sioux Falls

Fri 18 - Mon 21 Fargo

Tue 22 - Thu 24 @ Lincoln

Fri 25 - Sun 27 @ Winnipeg

Tue 29 - Thu 31 Sioux City

September

Fri 1 - Mon 4 Lake Country

KANSAS CITY INDEPENDENT YEARLY RESULTS

Year	League	W	L	Pct.	Place	Attendance	Manager
2003	Northern	43	46	.483	5th (10)	204,198	Al Gallagher
2004	Northern	48	48	.500	7th (10)	238,745	Al Gallagher
2005	Northern	45	49	.479	8th (12)	244,414	Al Gallagher
2006	Northern	45	51	.469	5th (8)	269,205	Al Gallagher
2007	Northern	44	52	.458	6th (8)	289,165	Andy McCauley
2008	Northern	46	50	.479	4th (6)	280,795	Andy McCauley
2009	Northern	46	50	.479	4th (6)	245,625	Andy McCauley
2010	Northern	58	42	.580	2nd (8)	264,368	Tim Doherty
2011	Amer. Assoc.	48	52	.480	T-9th (14)	261,115	Tim Doherty
2012	Amer. Assoc.	51	49	.510	7th (13)	260,620	Kenny Hook
2013	Amer. Assoc.	40	60	.400	11th (13)	265,596	Kenny Hook
2014	Amer. Assoc.	48	52	.480	T-6th (12)	248,989	John Massarelli
2015	Amer. Assoc.	49	50	.495	6th (12)	232,068	John Massarelli
2016	Amer. Assoc.	42	58	.420	9th (12)	213,165	John Massarelli
2017	Amer. Assoc.	57	43	.570	T-4th (12)	211,599	Joe Calfapietra
2018	Amer. Assoc.	62	37	.626	2nd (12)	189,981	Joe Calfapietra
2019	Amer. Assoc.	58	42	.580	4th (12)	156,058	Joe Calfapietra
2021	Amer. Assoc.	69	31	.690	1st (12)	102,257	Joe Calfapietra
2022	Amer. Assoc.	65	35	.650	1st (12)	105,302	Joe Calfapietra

AAPB PLAYOFF HISTORY

Year	Round	Opponent	Result	Year	Round	Opponent	Result
2018	Semis	Sioux City	W 3-2	2021	Semis	Sioux City	W 3-0
	Finals	St. Paul	W 3-1		Finals	Fargo	W 3-0
2019	Semis	Sioux City	L 3-2	2022	Quarters	Lincoln	W 2-0
					Semis	Fargo	L 3-0

2022 STATISTICS

vs. Chicago: 5-1

vs. Cleburne: 3-4

vs. Fargo-Moorhead: 7-3

vs. Gary SouthShore: 5-2

vs. Kane County: 1-5

vs. Lake Country: 5-1

vs. Lincoln: 9-3

vs. Milwaukee: 3-4

vs. Sioux City: 5-7

vs. Sioux Falls: 12-3

vs. Winnipeg: 10-2

Player	POS	AVG	G	AB	R	H	2B	3B	HR	RBI	BB	HBP	SO	SB	CS	DP	E
Abreu, Willie	OF	.313	59	217	43	68	12	1	13	44	16	3	34	10	0	7	0
Adams, Matt	IF	.248	80	323	63	80	18	0	27	85	37	3	90	0	0	7	
Booker, Joel	OF	.235	20	51	8	12	3	1	0	6	7	2	13	11	0	1	4
Brusa, Gio	IF	.226	17	62	6	14	2	0	1	7	10	0	16	0	0	0	0
De La Guerra, C.	IF	.264	28	110	25	29	7	0	5	17	20	0	32	0	0	6	4
Escarra, J.C.	C	.291	70	234	52	68	14	3	12	35	38	5	33	1	0	7	5
Gillaspie, Casey	IF	.275	94	342	60	94	27	0	17	66	63	2	95	5	1	6	5
Grotjohn, Ryan	IF	.298	24	84	24	25	7	2	5	25	24	2	18	4	1	1	0
Guerrero, Gabriel	OF	.305	48	200	40	61	10	1	8	33	18	0	39	1	0	6	5
Harris, Caeden	OF	.333	3	6	0	2	0	0	0	1	2	0	2	0	0	1	0
Harris, Dylan	OF	.333	7	24	7	8	1	1	0	2	5	0	3	0	0	0	1
Hernandez, Jan	OF	.313	73	268	70	84	14	3	24	71	51	11	105	10	4	7	6
Kozma, Pete	IF	.291	84	309	44	90	21	1	2	53	25	5	47	10	3	11	4
Olmeda, Alexis	C	.199	47	156	25	31	4	0	7	21	25	1	59	1	0	2	3
Robson, Jacob	OF	.288	29	111	21	32	7	2	9	34	21	1	46	8	2	1	0
Santa, Kevin	IF	.335	60	224	35	75	14	1	1	38	15	2	32	4	2	4	6
Smith, Mallex	OF	.281	27	114	22	32	4	0	2	6	14	3	28	11	2	1	2
Sweeney, Darnell	OF	.321	92	380	80	122	19	3	13	49	51	8	97	31	11	5	8
Thompson, David	IF	.346	73	283	71	98	15	5	19	63	36	10	39	15	2	5	12

Pitcher	G	GS	CG	IP	H	R	ER	BB	SO	W	L	SV	2B	3B	ERA
Belzer, Nick	19	17	0	89.2	85	46	43	41	67	6	2	0	15	3	4.32
Blackham, Matt	13	0	0	13.2	10	7	5	7	25	0	1	0	5	0	3.29
Bostick, Akeem	11	11	0	54.0	64	45	38	28	46	3	5	0	9	1	6.33
Carter, C.J.	1	0	0	1.0	1	0	0	2	0	0	0	0	1	0	0.00
Donatella, Justin	13	3	0	21.2	29	25	24	13	21	1	1	0	6	0	9.97
Gilliam, Brock	27	5	0	65.2	65	40	35	27	67	6	4	1	7	1	4.80
Glowicki, Brian	15	0	0	19.2	18	11	8	6	25	2	0	0	3	1	3.66
Hall, Matt	14	14	0	82.0	59	10	10	24	113	10	2	0	11	0	1.10
Harris, Jon	14	14	1	75.0	75	44	41	30	58	4	2	0	18	3	4.92
Hartman, Matt	24	16	0	99.1	86	56	52	60	109	7	5	1	23	2	4.71
Hill, Cam	3	0	0	3.0	3	2	2	2	4	1	0	0	1	0	6.00
Koch, Brandon	50	0	0	49.0	36	25	23	24	80	3	3	5	5	0	4.22
Lindgren, Jacob	21	0	0	25.1	19	14	12	14	33	1	0	0	3	0	4.26
Martinson, Jordan	45	2	0	74.1	62	31	28	29	83	5	2	0	9	0	3.39
McGrane, Jameson	44	0	0	47.0	46	35	27	27	72	2	3	17	8	1	5.17
Miller, Jalen	3	2	0	16.0	9	3	2	11	20	2	0	0	2	0	1.13
Rhoades, Jeremy	19	0	0	21.0	18	14	13	12	23	0	1	0	3	1	5.57
Rubio, Frank	30	0	0	38.1	48	27	24	10	34	3	2	0	6	1	5.64
Thorpe, Lewis	16	16	0	81.2	88	50	45	24	75	8	2	0	16	2	4.96
Valdez, Alex	7	0	0	8.1	3	1	1	4	12	0	0	3	0	0	1.08

**SINGLE-SEASON RECORDS**

**Batting Average**

1. Eddie Pearson, 2003	.369
2. Ray Brown, 2004	.362
3. Greg Jacobs, 2005	.348
<b>4. D. Thompson, 2022</b>	<b>.346</b>
5. Rob Watson, 2008	.344

**Home Runs**

1. J. Blackwood, 2010	31
2. Eddie Pearson, 2004	30
<b>3. Matt Adams, 2022</b>	<b>27</b>
<b>4. Jan Hernandez, 2022</b>	<b>24</b>
Kevin Keyes, 2017	24
Ryan Fox, 2009	24

**Losses**

1. Greg Bicknell, 2006	13
2. Jonathan Krysa, 2005	12
3. Josh Rainwater, 2012	11
4. Several tied with	10

**Saves**

1. Kris Regas, 2014	22
2. Cody Winiarski, 2017	21
3. F. Hernandez, 2015	20
David Trahan, 2008	20
<b>5. J. McGrane, 2022</b>	<b>17</b>
D.J. Johnson, 2003	17

**Runs Scored**

1. Rick Prieto, 2004	97
2. Keanon Simon, 2011	86
3. J. Blackwood, 2010	82
Ray Sadler, 2010	82
5. Damian Rolls, 2009	81

**RBI**

1. Ray Sadler, 2011	100
2. Eddie Pearson, 2004	94
3. Gabriel Guerrero, 2021	86
J. Blackwood, 2010	86
<b>5. Matt Adams, 2022</b>	<b>85</b>
Ray Brown, 2004	85

**Stolen Bases**

1. Bryan Sabatella, 2014	40
2. A. Eggleston, 2008	36
<b>3. Darnell Sweeney, 2022</b>	<b>31</b>
Keanon Simon, 2010	31
5. Kennard Jones, 2013	28

**ERA**

<b>1. Matt Hall, 2022</b>	<b>1.09</b>
2. Lucas Irvine, 2012	2.58
3. Jon McDonald, 2005	2.76
4. Mike Kickham, 2016	2.82
5. Scott Carroll, 2017	2.93

**Hits**

1. J. Blackwood, 2010	141
2. Mario Delgado, 2007	136
3. Rob Watson, 2007	132
4. Keanon Simon, 2011	131
Ray Brown, 2004	131

**Doubles**

1. Ray Brown, 2004	36
2. Matt Padgett, 2013	33
3. Mario Delgado, 2007	32
4. Keanon Simon, 2011	30
5. T.J. Mittelstaedt, 2014	29
Jim Fasano, 2008	29
Rob Watson, 2007	29

**Triples**

1. Keanon Simon, 2011	16
2. David Espinosa, 2014	10
Rick Prieto, 2004	10
4. Rick Prieto, 2003	7
5. Ryan Grotjohn, 2021	6
Keanon Simon, 2010	6
Jack Jones, 2004	6

**Wins**

1. Greg Bicknell, 2005	16
2. Jonathan Krysa, 2006	13
Greg Bicknell, 2004	13
4. Tommy Collier, 2018	12
5. Andrew Cruse, 2010	11
Cody McAllister, 2010	11

**Games Pitched**

<b>1. Brandon Koch, 2022</b>	<b>50</b>
2. Brady Martinez, 2008	48
3. Cody Winiarski, 2017	47
Kris Regas, 2014	47
Jose Jimenez, 2013	47

**Innings Pitched**

1. Greg Bicknell, 2005	167.1
2. Jonathan Krysa, 2004	165.1
3. Greg Bicknell, 2006	164.2
4. Jonathan Krysa, 2006	161.1
5. Brian Grening, 2012	146.1

**Walks**

1. A. Boughner, 2008	74
2. Kenny Durost, 2007	69
3. Kenny Durost, 2008	67
<b>4. Matt Hartman, 2022</b>	<b>60</b>
5. Jonathan Krysa, 2004	55

**Strikeouts**

1. Tommy Collier, 2018	140
2. Jonathan Krysa, 2004	139
3. Jonathan Krysa, 2005	130
4. Jonathan Krysa, 2006	129
5. Gabe Perez, 2017	114

**All-time AA record - 11 seasons, 589-509, .536 winning pct.**

Opponent	Record	Pct.	Opponent	Record	Pct.	Opponent	Record	Pct.
Amarillo	23-17	.575	Lake Country	5-1	.833	St. Paul	28-33	.459
Chicago	18-7	.720	Laredo	21-31	.404	Sioux City	56-59	.487
Cleburne	37-13	.740	Lincoln	67-52	.563	Sioux Falls	56-28	.667
El Paso	11-6	.647	Milwaukee	10-11	.476	Texas/G.P.	49-29	.628
Fargo	40-47	.460	Newark	3-3	.500	Trois-Rivieres	2-1	.667
Fort Worth	1-2	.333	New Jersey	3-4	.429	Wichita	34-50	.405
Gary	48-57	.457	Quebec	1-2	.333	Winnipeg	36-34	.514
Joplin	10-10	.500	Road Teams	19-1	.950	Worcester	2-1	.667
Kane County	3-3	.500	Rockland	6-3	.667			

**Most wins vs. opponent, season:** 14, vs. Texas, 2019.

**Most losses vs. opponent, season:** 11, vs. Gary SouthShore, 2013.

**Highest winning % vs. opponent, season (min. 7 games):** .1.000 (13-0), Houston, 2021.

**Lowest winning % vs. opponent, season (min. 7 games):** .091 (1-10), Wichita, 2013.

**AMERICAN ASSOCIATION CAREER RECORDS**

**Games - Position Player**

1. Casey Gillaspie, 2019, 2021-22	290
2. Ray Sadler, 2011-14	274
3. Vladimir Frias, 2014-16	270
4. Darnell Sweeney, 2019, 2021-22	212
5. Robby Kuzdale, 2014-16	208

**Games - Pitcher**

1. Jared Messer, 2014-16	92
2. Carlos Diaz, 2018-19, 2021	79
3. Jameson McGrane, 2021-22	78
Kris Regas, 2014-15	78
Cody Winiarski, 2017-18	78

**Batting Average (min. 600 at-bats)**

1. Dylan Tice, 2018-19	.322
2. Brandon Jones, 2012-13	.293
3. Darnell Sweeney, 2019, 2021-22	.291
3. Devin Goodwin, 2012-13	.290
4. Jake Blackwood, 2015-16	.281

**Runs Scored**

1. Casey Gillaspie, 2019, 2021-22	179
2. Ray Sadler, 2011-14	177
3. Darnell Sweeney, 2019, 2021-22	171
4. Vladimir Frias, 2014-16	133
5. Dylan Tice, 2018-19	119

**Hits**

1. Ray Sadler, 2011-14	306
2. Casey Gillaspie, 2019, 2021-22	279
3. Vladimir Frias, 2014-16	268
4. Darnell Sweeney, 2019, 2021-22	245
5. Jake Blackwood, 2015-16	220

**Doubles**

1. Casey Gillaspie, 2019, 2021-22	79
2. Darnell Sweeney, 2019, 2021-22	55
3. Ray Sadler, 2011-14	54
4. Matt Padgett, 2013-14	44
5. Vladimir Frias, 2014-16	39

**Home Runs**

1. Ray Sadler, 2011-14	56
2. Casey Gillaspie, 2019, 2021-22	52
3. Jan Hernandez, 2021-22	43
4. Darnell Sweeney, 2019, 2021-22	36
5. Devin Goodwin, 2012-13	30

**RBI**

1. Ray Sadler, 2011-14	209
2. Casey Gillaspie, 2019, 2021-22	205
3. Jan Hernandez, 2021-22	137
4. Jake Blackwood, 2015-16	130
5. Darnell Sweeney, 2019, 2021-22	127

**Stolen Bases**

1. Vladimir Frias, 2014-16	62
2. Darnell Sweeney, 2019, 2021-22	59
3. Mason Davis, 2018-19	45
4. Bryan Sabatella, 2014	40
5. Robby Kuzdale, 2014-16	34

**ERA (minimum 150 innings pitched)**

1. Tommy Collier, 2018-19	3.33
2. Brian Grening, 2011-12	3.54
3. Luke Irvine, 2012-13, 2018	3.67
4. Kris Regas, 2014-15	3.92
5. Shaun Garceau, 2012-13	3.94

**Wins**

1. Tommy Collier, 2018-19	22
2. Devin Anderson, 2011-13	15
Shaun Garceau, 2012-13	15
Luke Irvine, 2012-13, 2018	15
5. Jared Messer, 2014-16	13
Kris Regas, 2014-15	13

**Losses**

1. Devin Anderson, 2011-13	15
Shaun Garceau, 2012-13	15
3. Casey Barnes, 2014-16	12
4. Luke Irvine, 2012-13, 2018	11
Josh Rainwater, 2012	11

**Games Started**

1. Luke Irvine, 2012-13, 2018	45
2. Devin Anderson, 2011-13	41
3. Tommy Collier, 2018-19	39
4. Shaun Garceau, 2012-13	36
5. Casey Barnes, 2014-16	27

**Innings Pitched**

1. Luke Irvine, 2012-13, 2018	311.2
2. Tommy Collier, 2018-19	251.0
3. Devin Anderson, 2011-13	245.1
4. Shaun Garceau, 2012-13	240.0
5. Jared Messer, 2014-16	232.2

**Saves**

1. Cody Winiarski, 2017-18	33
Carlos Diaz, 2018-19, 2021	33
3. Jameson McGrane, 2021-22	26
4. Kris Regas, 2014-15	24
5. Fernando Hernandez, 2015	20

**Strikeouts**

1. Tommy Collier, 2018-19	249
Luke Irvine, 2012-13, 2018	249
3. Shaun Garceau, 2012-13	168
4. Jameson McGrane, 2021-22	162
5. Jared Messer, 2014-16	158

# LAKE COUNTRY DOCKHOUNDS

2022 record: 34-66, 6th place, East

1011 Blue Ribbon Circle North,  
Oconomowoc, WI 53066

**Phone:** (262) 468-7750.

**Web:** DockHounds.com.

**Twitter:** @DockHounds.

**Facebook.com/DockHounds.**



## FRONT OFFICE

**Managing Partners:** Tony Bryant, Sonny Bando, Tom Kelenic, Tim Neubert.

**COO:** Lisa Kelenic.

**General Manager:** Trish Rasberry.

**Mgr., Fan Experience:** Lauren Huettner.

**Mgr., Marketing/Comms:** Brian Giese.

**Mgr., Stadium Ops:** Zach Naatz.

**Group Sales:** Justin Hunt, Tristan Kauffman.

## FIELD STAFF

**Manager:** Jim Bennett.

**Pitching Coach:** Paul Wagner.

**Coaches:** Mike Couchee, Bruce Hines.

**Trainer:** Kaela Johnson.

## GAME-DAY INFORMATION

**Stadium:** Wisconsin Brewing Company Park.

**Year Built:** 2022. **Capacity:** 3,641.

**Outfield Dimensions:** 325-400-325.

**Visiting Club Hotel:** Avid Hotel, 2101 Meadow Lane, Pewaukee, WI 53072.

**Phone:** (262) 646-7077.

**Broadcaster:** Sam Metheny.

**Games Broadcast:** All.

## FIELD MANAGER - JIM BENNETT



The league's 2019 Manager of the Year, Bennett is back for his second season leading the DockHounds.

The pitching coach for Australia's national team at the World Baseball Classic, he has also served as the pitching coach for the Australian Baseball League's Brisbane Bandits since 2015.

Bennett was also a pitching coach in various affiliated organizations between 1992 and 2007, and pitched in the Seattle and San Diego systems between 1988 and 1990.

## Managerial History

Year	Club	League	Affiliate	Level	Record	Finish	Playoffs
2019	Fargo	Amer. Assoc.		Ind.	63-37	2nd/12	Lost Semis
2022	Lake Country	Amer. Assoc.		Ind.	34-66	11th/12	

## 2023 SCHEDULE

### Standard home game times:

Mon-Fri 6:35, Sat 6:05, Sun 1:35.

### Exceptions:

Thursday, May 25: 11:00 a.m.

Tuesday, June 6: 7:35.

Tuesday, July 11: 11:00 a.m.

Friday, July 21: 7:05.

### July

Sat 1 - Sun 2

Mon 3 - Tue 4 (DH)

**Fri 7 - Sun 9**

**Mon 10 - Wed 12**

Fri 14 - Sun 16

**Fri 21 - Sun 23**

Tue 25 - Thu 27

Fri 28 - Sun 30

**Mon 31**

@ Milwaukee

@ Gary

**Kane County**

**Sioux City**

@ Chicago

**Sioux Falls**

@ Chicago

@ Sioux Falls

**Milwaukee**

### May

**Fri 12 - Sun 14**

Tue 16 - Thu 18

Fri 19 - Sun 21

**Tue 23 - Thu 25**

**Fri 26 - Sun 28**

Mon 29

Wed 31 (DH)

**Milwaukee**

@ Sioux City

@ Winnipeg

**Gary**

**Kansas City**

@ Kane County

@ Kane County

### August

**Tue 1 - Thu 3**

**Fri 4 - Sun 6**

Tue 8 - Sun 13

**Tue 15 - Thu 17**

Fri 18 - Sun 20

**Mon 21 - Thu 24**

**Fri 25 - Sun 27**

Tue 29 - Thu 31

**Milwaukee**

**Lincoln**

@ Cleburne

**Gary**

@ Milwaukee

**Chicago**

**Milwaukee**

@ Fargo

### June

Thu 1

**Fri 2 - Sun 4**

**Tue 6 - Thu 8**

Fri 9 - Sun 11

Tue 13 - Thu 15

Fri 16 - Sun 18

**Tue 20 - Sun 25**

**Tue 27 - Thu 29**

Fri 30

@ Kane County

**Winnipeg**

**Fargo**

@ Kane County

@ Lincoln

@ Gary

**Cleburne**

**Chicago**

@ Milwaukee

### September

Fri 1 - Mon 4

@ Kansas City

2022 STATISTICS

vs. Chicago: 0-9

vs. Cleburne: 0-13

vs. Fargo-Moorhead: 1-6

vs. Gary SouthShore: 6-7

vs. Kane County: 7-8

vs. Kansas City: 1-5

vs. Lincoln: 3-3

vs. Milwaukee: 7-6

vs. Sioux City: 3-3

vs. Sioux Falls: 4-2

vs. Winnipeg: 2-4

Player	POS	AVG	G	AB	R	H	2B	3B	HR	RBI	BB	HBP	SO	SB	CS	DP	E
Bagnieski, Connor	IF	.421	9	19	8	8	0	1	0	3	7	1	7	2	1	0	1
Bennett, T.J.	IF	.275	96	378	65	104	20	2	17	56	43	8	117	11	1	12	5
Berry, Blake	OF	.250	28	96	13	24	4	0	1	10	15	0	24	1	0	3	1
Blanco, Manuel	IF	.232	23	56	7	13	4	0	0	5	5	0	20	3	1	1	5
Briggs, Lamar	OF	.223	82	287	43	64	11	4	10	46	25	7	80	7	4	5	2
Brusa, Gio	IF	.267	63	240	40	64	10	0	15	56	30	5	68	1	0	4	6
Carranza, Tristen	OF	.281	92	317	52	89	12	2	9	42	26	15	68	17	5	5	12
China, Brandon	3B	.067	4	15	0	1	0	0	0	1	0	0	5	0	0	0	1
Contreras, Efrain	OF	.236	35	123	12	29	6	0	1	8	13	1	19	1	0	3	0
Dykstra, Casey	OF	.186	32	102	20	19	4	1	6	16	17	8	46	1	0	0	2
Garr, Jordan	U	.167	2	6	2	1	0	0	0	0	2	0	1	0	0	0	0
Jimenez, Wilfredo	C	.234	79	269	32	63	17	0	8	42	23	0	54	1	1	5	5
Hewitt, Duncan	C	.083	6	12	1	1	0	0	0	0	1	0	6	0	0	0	0
Martins-Molinari, D.	C	.220	36	91	12	20	3	0	2	12	12	1	23	0	0	2	0
Noriega, Gabriel	IF	.269	96	402	51	108	12	2	9	56	20	1	93	1	0	12	7
Pettigrew, Zion	IF	.304	22	79	14	24	7	0	5	12	8	0	14	7	1	3	5
Podkul, Frank	U	.500	2	4	0	2	0	0	0	0	0	0	1	0	0	0	0
Schaffer, Jordan	IF	.280	40	161	22	45	11	0	0	20	6	5	29	4	3	1	3
Snider, Jake	OF	.303	83	304	58	92	18	1	9	41	45	8	97	17	5	2	4
Takacs, Aaron	IF	.304	40	148	21	45	7	2	0	20	22	0	19	7	0	2	5
Tanaka, Travis	C	.000	4	6	1	0	0	0	0	0	2	0	2	0	0	2	0
Yoh, Daikan	OF	.260	77	285	43	74	16	3	9	35	42	3	79	7	2	10	2

Pitcher	G	GS	CG	IP	H	R	ER	BB	SO	W	L	SV	2B	3B	ERA
Beckley, Devin	9	3	0	23.2	36	28	26	17	18	0	3	0	3	0	9.89
Blanco, Manuel	5	0	0	6.1	6	5	5	7	7	0	1	0	1	0	7.11
Bloye, Taylor	10	4	0	27.1	35	27	24	18	20	1	2	0	7	0	7.90
Diaz, Carlos	10	0	0	8.0	7	7	5	4	8	0	3	3	2	0	5.63
Goldsmith, Carson	4	3	0	15.0	19	14	13	6	19	0	1	0	6	0	7.80
Gonzalez, Robert	26	2	0	39.2	51	27	27	17	30	2	2	0	8	0	6.13
Herold, Nick	9	5	0	32.1	18	8	8	21	47	1	1	0	3	0	2.23
Huckaby, Kyle	11	0	0	17.1	14	10	9	14	24	0	1	0	3	0	4.67
Janisse, Skylar	5	0	0	7.1	12	10	10	6	4	1	0	0	3	0	12.27
Jimenez, Francisco	16	16	0	88.0	95	63	55	28	87	3	8	0	23	0	5.63
Jones, Brent	4	2	0	6.2	9	15	14	11	8	0	2	0	4	0	18.90
Kais, Brady	7	0	0	12.1	25	17	16	7	7	0	1	0	5	0	11.68
Kruczynski, Evan	19	18	2	102.1	111	65	62	53	100	6	6	0	29	0	5.45
Loukinen, Greg	4	4	0	10.2	10	11	11	9	7	0	1	0	2	0	9.28
Mauch, Jeremiah	4	0	0	4.0	6	9	4	3	1	0	1	0	1	0	9.00
McRae, Alex	14	14	0	83.0	89	43	37	20	78	5	4	0	16	3	4.01
Mei, Mei	10	3	0	16.1	25	24	19	14	13	0	2	0	6	0	10.47
Metoxen, Takoda	14	0	0	17.0	21	17	16	11	11	0	2	0	4	1	8.47
Murray, Shea	17	0	0	19.0	21	20	20	17	17	0	2	2	5	0	9.47
Reinoehl, Alex	4	0	0	8.1	18	12	10	7	4	0	0	0	6	0	10.80
Remington, Jesse	23	10	0	72.2	89	58	52	47	50	3	5	0	20	1	6.44
Schimpf, Tyler	9	0	0	9.1	8	13	11	15	8	2	2	0	1	0	10.61
Snider, Duncan	12	5	0	38.2	44	33	25	16	52	3	5	0	9	0	5.82
Sparks, Mitch	23	0	0	40.2	62	44	42	9	24	1	0	0	15	1	9.30
Taylor, Cory	1	0	0	1.0	3	2	2	1	1	0	1	0	1	0	18.00
Valin, Matt	13	0	0	13.2	11	10	10	15	21	0	1	0	4	0	6.59
Veliz, Greg	22	0	0	26.0	34	19	19	9	30	2	0	0	5	1	6.58
Ventura, Angel	11	11	1	64.0	70	40	36	22	52	2	5	0	15	1	5.06
Warzek, Bryan	6	0	0	6.1	9	9	8	4	7	0	1	0	4	0	11.37
Watson, Cyrillo	26	0	0	32.0	23	19	17	25	37	2	3	4	7	1	4.78
Young, Pat	4	0	0	4.2	2	3	3	4	5	0	0	0	1	0	5.79

# LINCOLN SALTDogs

2022 record: 49-51, T-4th place, West

403 Line Drive Circle, Suite A,  
Lincoln, NE 68508.

Phone: (402) 474-2255. Fax: (402) 474-2254.

Web: Saltdogs.com.

Twitter: @Saltdogsball.

Facebook.com/Saltdogs.



## FRONT OFFICE

Chairman: Jim Abel.

President: Charlie Meyer.

General Manager: Shane Tritz.

Director, Stadium Ops: Dave Aschwege.

Director, Sales/Retention: Kanai Kuhnel.

Director, Video Production: Ty Schweer.

Ass't Dir., Stadium Ops: Brenden Gerlach.

Manager, Ticket Sales: Colter Clarke.

Ticketing Executive: Alex Farrens.

Office Manager: Nikki Chipps.

Turf Manager: Kyle Trewwhitt.

Ass't Turf Manager: Robyn Sullivan.

Director, Concessions: Steve Deriese.

Dir., Kitchen Operations: Katie Wilkinson.

## FIELD STAFF

Manager: Brett Jodie.

Coaches: T.J. Zarewicz, Adam Donachie.

## GAME-DAY INFORMATION

Stadium: Haymarket Park.

Year Built: 2001. Capacity: 4,500.

Outfield Dimensions: 335-403-325.

Visiting Club Hotel: Graduate Lincoln, 141 N. 9th Street, Lincoln, NE 68508.

Phone: (402) 475-4017. Web: GraduateHotels.com/Lincoln.

Broadcaster: Michael Dixon.

Games Broadcast: All.

Outlets: KLMS-1480 and ESPN-101.5.

## FIELD MANAGER - BRETT JODIE



In his second season with the Saltdogs in 2022, former big-league hurler Brett Jodie led the squad to its first playoff berth since 2017. Jodie, 46, previously spent 13 years with the Somerset Patriots of the Atlantic League, including seven years as the club's manager from 2013-2019. Jodie won a league championship in 2015 and made the playoffs in six of his seven seasons at the helm. In his managerial career, Jodie is 556-405 and has never had a losing season.

The South Carolina native played seven seasons professionally, reaching the majors with San Diego and the New York Yankees in 2001.

## Managerial History

Year	Club	League	Affiliate	Level	Record	Finish	Playoffs
2013	Somerset	Atlantic	--	Ind.	90-49	2nd (8)	Lost Finals
2014	Somerset	Atlantic	--	Ind.	85-55	1st (8)	Lost Semis
2015	Somerset	Atlantic	--	Ind.	89-50	1st (8)	Lg. Champions
2016	Somerset	Atlantic	--	Ind.	77-63	1st (8)	Lost Semis
2017	Somerset	Atlantic	--	Ind.	74-65	3rd (8)	Lost Semis
2018	Somerset	Atlantic	--	Ind.	72-54	3rd (8)	Lost Semis
2019	Somerset	Atlantic	--	Ind.	69-69	6th (8)	
2021	Lincoln	Amer. Assoc.	--	Ind.	53-47	7th (12)	
2022	Lincoln	Amer. Assoc.	--	Ind.	49-51	T-8th (12)	Lost Quarters

# 2023 SCHEDULE

### Standard home game times:

Mon-Fri 7:05, Sat 6:05, Sun 1:05.

### Exceptions:

Tuesday, May 23: 11:05 a.m.

Wednesday, June 14: 11:05 a.m.

### May

Fri 12 - Sun 14 @ Chicago  
 Tue 16 - Thu 18 @ Sioux Falls  
**Fri 19 - Sun 21** Gary  
**Tue 23 - Thu 25** Fargo  
 Fri 26 - Sun 28 @ Sioux City  
**Tue 29 - Thu 31** Kansas City

### June

Fri 2 - Sun 4 @ Fargo  
 Mon 5 - Wed 7 @ Kansas City  
**Fri 9 - Sun 11** Sioux Falls  
**Tue 13 - Thu 15** Lake Country  
**Fri 16 - Sun 18** Sioux City  
 Tue 20 - Thu 22 @ Winnipeg  
 Fri 23 - Sun 25 @ Sioux Falls  
**Mon 26 - Thu 29** Winnipeg  
**Fri 30** Sioux City

## YEARLY RESULTS

Year	League	W	L	Pct.	Place	Attendance	Manager
2001	Northern	52	38	.578	T-2nd (8)	240,022	Kash Beauchamp/ Les Lancaster
2002	Northern	55	36	.604	2nd (10)	247,471	Les Lancaster
2003	Northern	41	49	.456	6th (10)	214,839	Tim Johnson
2004	Northern	49	47	.510	5th (10)	204,354	Tim Johnson
2005	Northern	52	44	.542	4th (12)	207,744	Tim Johnson
2006	Amer. Assoc.	65	31	.677	1st (10)	190,873	Tim Johnson
2007	Amer. Assoc.	57	36	.613	1st (10)	193,040	Tim Johnson
2008	Amer. Assoc.	50	45	.526	5th (10)	182,852	Tim Johnson
2009	Amer. Assoc.	49	47	.510	T-4th (10)	172,445	Marty Scott
2010	Amer. Assoc.	51	45	.531	3rd (10)	163,676	Marty Scott
2011	Amer. Assoc.	51	48	.515	6th (14)	157,647	Marty Scott
2012	Amer. Assoc.	41	59	.410	13th (13)	160,986	Chris Miyake
2013	Amer. Assoc.	49	51	.490	8th (13)	177,982	Ken Oberkfell
2014	Amer. Assoc.	54	46	.540	4th (12)	166,503	Ken Oberkfell
2015	Amer. Assoc.	34	66	.340	12th (13)	171,605	Ken Oberkfell
2016	Amer. Assoc.	52	48	.520	T-6th (12)	169,750	Bobby Brown
2017	Amer. Assoc.	58	41	.586	3rd (12)	172,712	Bobby Brown
2018	Amer. Assoc.	51	48	.515	6th (12)	160,124	Bobby Brown
2019	Amer. Assoc.	40	59	.404	T-8th (12)	168,934	Bobby Brown
2021	Amer. Assoc.	53	47	.530	7th (12)	149,204	Brett Jodie
2022	Amer. Assoc.	49	51	.490	T-8th (12)	144,494	Brett Jodie

## AAPB PLAYOFF HISTORY

Year	Round	Opponent	Result	Year	Round	Opponent	Result
2006	Semis	St. Paul	L 3-1	2014	Semis	Winnipeg	W 3-2
2007	Semis	St. Paul	L 3-0		Finals	Wichita	L 3-0
2009	Semis	Wichita	W 3-2	2017	Semis	Wichita	L 3-0
	<b>Finals</b>	<b>Pensacola</b>	<b>W 3-2</b>	2022	Quarters	Kansas City	L 2-0
2010	Semis	Sioux Falls	L 3-0				

# 2022 STATISTICS

vs. Chicago: 3-3

vs. Kane County: 3-4

vs. Sioux City: 9-5

vs. Cleburne: 2-5

vs. Kansas City: 3-9

vs. Sioux Falls: 10-2

vs. Fargo-Moorhead: 6-6

vs. Lake Country: 3-3

vs. Winnipeg: 5-7

vs. Gary SouthShore: 2-4

vs. Milwaukee: 3-3

Player	POS	AVG	G	AB	R	H	2B	3B	HR	RBI	BB	HBP	SO	SB	CS	DP	E
Altmann, Josh	IF	.269	95	342	56	92	18	0	15	69	45	11	94	17	3	4	8
Artsen, Omar	IF	.300	4	10	2	3	1	0	0	2	2	0	5	0	0	0	2
Ascanio, Rayder	IF	.266	35	143	25	38	7	1	7	26	13	1	37	3	0	2	4
Barnard, Bobby	C	.093	15	43	1	4	0	0	0	2	1	2	20	0	0	0	3
Byrd, Justin	OF	.337	49	184	40	62	8	0	10	35	34	3	34	6	5	2	3
Caulfield, Patrick	OF	.240	28	96	9	23	6	1	2	13	7	1	29	3	1	2	0
Clanin, Hunter	OF	.273	85	319	56	87	20	2	14	47	31	2	101	21	8	3	2
Delano, Garrett	P	.266	27	79	11	21	3	1	3	18	12	0	25	2	0	3	1
Devine, Drew	IF	.269	33	93	11	25	2	1	1	7	10	1	20	6	0	4	5
DiSarcina, J.R.	IF	.195	47	149	15	29	3	1	1	10	7	1	47	1	2	7	5
Dotel, Wellington	OF	.277	77	285	42	79	9	3	5	24	19	8	91	5	3	11	5
Goodheart, Matt	IF	.251	72	227	30	57	12	1	3	39	32	7	62	3	3	4	4
Graves, Sherman	IF	.256	10	39	2	10	2	0	0	6	1	0	16	0	0	1	0
Long, Ryan	IF	.288	80	288	56	83	24	3	10	44	59	5	51	11	4	9	16
Martinez, Eddy	OF	.194	40	139	18	27	8	0	1	11	13	0	35	2	0	4	1
Norris, Randy	OF	.288	76	292	43	84	13	2	3	25	16	6	66	16	3	2	4
Olson, Jacob	C	.106	13	47	0	5	1	0	0	5	5	0	18	0	0	0	5
Rogers, Jason	IF	.256	36	129	19	33	5	1	5	31	24	1	21	3	0	6	1
Roskam, Luke	C	.344	18	61	16	21	7	0	4	17	11	0	19	2	0	0	2
Samson, Nate	IF	.000	1	4	1	0	0	0	0	0	1	0	2	1	0	0	0
Steinbach, Alex	IF	.175	15	40	6	7	1	0	0	6	6	1	14	1	0	0	3
Theiler, Andy	OF	.214	4	14	2	3	0	0	0	0	0	0	7	0	0	0	0
Weber, Skyler	C	.252	74	250	37	63	12	0	4	31	36	1	69	9	5	6	3

Pitcher	G	GS	CG	IP	H	R	ER	BB	SO	W	L	SV	2B	3B	ERA
Baumann, Buddy	5	5	0	26.2	25	8	6	9	40	1	1	0	2	0	2.03
Bezdicck, John	8	8	0	40.2	43	19	17	18	43	2	4	0	8	0	3.76
Bragg, Sam	7	1	0	14.2	23	19	18	10	15	1	1	0	6	1	11.05
Cheshire, Jonathan	34	0	0	40.2	46	24	14	11	47	2	2	1	8	2	3.10
Cronin, Matt	26	1	0	40.2	23	13	9	15	43	3	3	3	5	0	1.99
Cunniff, Brandon	11	1	0	12.1	17	7	7	9	10	1	1	7	2	0	5.11
Delano, Garrett	21	19	1	103.0	114	54	51	49	78	8	3	0	22	3	4.46
Freure, R.J.	10	0	0	13.0	9	5	4	6	13	1	1	0	0	1	2.77
Hope, Carter	37	0	0	42.2	42	20	18	16	41	6	2	0	10	1	3.80
Johnson, Elijah	10	7	1	35.2	32	25	25	31	31	2	4	0	10	1	6.31
Keenan, Zach	15	15	0	73.2	99	51	46	21	38	5	3	0	23	1	5.62
Kinman, Kyle	14	14	1	64.2	75	53	50	37	74	4	4	0	16	1	6.96
Laio, Nick	4	1	0	9.1	8	5	5	6	5	0	0	0	3	0	4.82
Lance, Carson	30	0	0	31.0	27	26	23	26	35	1	1	3	1	0	6.68
Minier, Greg	19	19	0	109.0	92	39	30	34	116	6	6	0	13	1	2.48
Moore, Steffon	39	0	0	41.2	30	21	20	33	49	0	4	11	6	0	4.32
Norwood, Josh	21	1	0	35.2	30	32	28	33	29	1	3	0	6	1	7.07
Smith, Tucker	8	4	0	20.2	42	29	29	11	11	1	3	0	5	1	12.63
St. Pierre, Zach	7	4	0	26.0	33	27	24	15	24	1	2	0	9	0	8.31
Stallings, Jesse	19	0	0	20.2	33	21	16	15	14	0	1	0	8	0	6.97
Zoz, David	38	0	0	41.1	46	22	19	20	47	3	2	0	7	0	4.14

**SINGLE-SEASON RECORDS**

Batting Average		Home Runs		Saves	
1. Blake Gailen, 2011	.406	1. Josh Altmann, 2021	29	1. Marshall Schuler, 2014	34
2. Pichi Balet, 2006	.378	2. Ian Gac, 2014	27	2. R.J. Rodriguez, 2013	27
3. Evan Tartaglia, 2006	.352	3. Brandon Jacobs, 2018	22	3. James Pugliese, 2021	25
Bryan Warner, 2005	.352	Argelis Nunez, 2010	22	4. P.J. Zocchi, 2012	24
5. Seth Pietsch, 2007	.350	5. Three tied with	21	5. Evan Reed, 2016	22
				Chris Weidert, 2002	22
				Chris Weidert, 2001	22

Runs Scored		RBI		Games Pitched	
1. Cory Harris, 2005	99	1. Bryan Warner, 2005	104	1. Marshall Schuler, 2014	50
2. Bryan Warner, 2005	85	2. Argelis Nunez, 2010	82	2. Mick Pageler, 2003	48
3. Justin Byrd, 2021	79	Pichi Balet, 2006	82	3. Conor Spink, 2015	46
Dustin Delucchi, 2002	79	4. Bryan Warner, 2006	79	Adam Daniels, 2009	46
4. Rafael Alvarez, 2010	78	Pichi Balet, 2005	79	5. Mark Roberts, 2007	45
				Matt Varner, 2007	45

Hits		Stolen Bases		Innings Pitched	
1. Bryan Warner, 2005	143	1. Dustin Delucchi, 2002	41	1. B. Rodaway, 2005	147.0
2. Cory Harris, 2005	142	2. Josh Burrus, 2009	36	2. Jeff Blitstein, 2006	140.0
3. Pichi Balet, 2006	136	3. Matt Forgatch, 2014	35	3. J. Gardner, 2009	135.0
4. Bryan Warner, 2006	133	4. Matt Forgatch, 2013	34	4. J. Gardner, 2007	130.1
5. Seth Pietsch, 2007	129	5. Evan Tartaglia, 2006	32	5. J. Gardner, 2008	130.0

Doubles		ERA		Walks	
1. Cory Harris, 2005	40	1. Clay Eason, 2001	1.70	1. Jim Paduch, 2010	63
2. Josh Patton, 2005	37	2. Bennett Parry, 2017	1.92	2. A. Maestri, 2011	60
3. Seth Pietsch, 2007	31	3. Lindsey Caughel, 2016	2.09	3. Jim Paduch, 2009	58
4. Paul Powell, 2006	30	4. Lindsay Gulin, 2006	2.10	4. Moises Melendez, 2013	55
5. Three tied with	29	5. Jeff Blitstein, 2006	2.31	5. Kevin McGovern, 2015	53

Triples		Wins		Losses	
1. Matt Forgatch, 2015	8	1. Lindsay Gulin, 2006	13	1. Ricky Knapp, 2019	10
2. Cesar Valera, 2017	7	2. Jarrett Gardner, 2008	11	Jesse Smith, 2015	10
Evan Tartaglia, 2006	7	3. Several tied with	10	3. Zach Varce, 2014	9
4. Blake Gailen, 2011	6			Mike Zipser, 2005	9
Shawn McGill, 2008	6			5. Seven tied with	8
Josh Patton, 2006	6				

**All-time AA record - 16 seasons, 804-768, .512 winning pct.**

Opponent	Record	Pct.	Opponent	Record	Pct.	Opponent	Record	Pct.
Amarillo	14-12	.539	Kansas City	52-67	.437	St. Joe	21-16	.568
Chicago	9-11	.450	Lake Country	3-3	.500	St. Paul	87-69	.558
Cleburne	29-31	.483	Laredo	14-14	.500	Shreveport	16-12	.571
Coastal Bend	2-2	.500	Milwaukee	10-9	.526	Sioux City	101-118	.461
El Paso	36-14	.720	Newark	2-1	.667	Sioux Falls	110-78	.585
Fargo	37-54	.407	New Jersey	4-2	.667	Texas/G.P.	46-41	.529
Fort Worth	17-11	.607	Pensacola	14-8	.636	Trois-Rivieres	3-3	.527
Gary	44-50	.468	Quebec	1-3	.250	Wichita	58-56	.509
Joplin	10-11	.476	Road Teams	15-4	.790	Winnipeg	37-54	.407
Kane County	7-6	.539	Rockland	5-7	.417			

**Most wins vs. opponent, season:** 16, vs. Sioux Falls, 2006.  
**Most losses vs. opponent, season:** 15, vs. Sioux Falls, 2010.  
**Highest winning % vs. opponent, season (min. 7 games):** .875 (7-1), vs. Joplin, 2016.  
**Lowest winning % vs. opp't., season (min. 7 games):** .000, vs. FM '12 (0-9) and SC '15 (0-13).

**AMERICAN ASSOCIATION CAREER RECORDS**

Games - Position Player	
1. Curt Smith, '11, '13, '15-'19, '21	666
2. Matt Forgatch, 2012-15	330
3. Christian Ibarra, 2016-19	282
4. Brandon Jacobs, 2016-18	280
5. Phil Hawke, 2009-11	264

Batting Average (min. 600 at-bats)	
1. Pichi Balet, 2006-07, 2009	.345
2. Rafael Alvarez, 2009-11	.344
3. Josh Patton, 2006-07	.330
4. Bryan Warner, 2006-07, 2021	.325
5. Brett Cooley, 2006-07	.311

Runs Scored	
1. Curt Smith, '11, '13, '15-'19, '21	384
2. Christian Ibarra, 2016-19	195
3. Matt Forgatch, 2012-15	183
4. Phil Hawke, 2009-11	176
5. Brandon Jacobs, 2016-18	159

Hits	
1. Curt Smith, '11, '13, '15-'19, '21	794
2. Matt Forgatch, 2012-15	334
3. Pichi Balet, 2006-07, 2009	313
4. Christian Ibarra, 2016-19	288
5. Randolph Oduber, 2017-19	284

Doubles	
1. Curt Smith, '11, '13, '15-'19, '21	151
2. Matt Forgatch, 2012-15	64
3. Brian Joynt, 2013-15	55
Randolph Oduber, 2017-19	55
5. Phil Hawke, 2009-11	54

Home Runs	
1. Curt Smith, '11, '13, '15-'19, '21	96
2. Christian Ibarra, 2016-19	48
3. Ian Gac, 2013-14	45
Brandon Jacobs, 2016-18	45
5. Josh Altmann, 2021-22	44
Phil Hawke, 2009-11	44

RBI	
1. Curt Smith, '11, '13, '15-'19, '21	441
2. Phil Hawke, 2009-11	188
3. Pichi Balet, 2006-07, 2009	174
4. Christian Ibarra, 2016-19	157
5. Matt Forgatch, 2012-15	152

Stolen Bases	
1. Matt Forgatch, 2012-15	106
2. Gavin Dickey, 2009-11	43
3. Shawn McGill, 2008-10	41
4. Corey Harrington, 2007-08	40
5. Josh Altmann, 2021-22	37

Games - Pitcher	
1. Conor Spink, 2012-15	140
2. P.J. Zocchi, 2011-13	123
3. Adam Daniels, 2008-10	99
4. Shairon Martis, 2015-19	95
5. Jarrett Gardner, 2006-09	77

ERA (minimum 150 innings pitched)	
1. Jeff Blitstein, 2006-07	2.96
2. Greg Minier, 2021-22	3.09
3. Lindsay Gulin, 2006, 2011	3.23
4. Jarrett Gardner, 2006-09	3.33
5. Derek Gordon, 2017-18	3.48

Wins	
1. Jarrett Gardner, 2006-09	33
2. Shairon Martis, 2015-19	24
3. Tim Brown, 2009-11	20
Kyle Ruwe, 2006-07	20
5. Kyle Kinman, 2018-19, 2021-22	19

Losses	
1. Shairon Martis, 2015-19	24
2. Kyle Kinman, 2018-19, 2021-22	16
Jarrett Gardner, 2006-09	16
4. Zach Varce, 2014-15	14
5. Pete Parise, 2012-13	13

Games Started	
1. Kyle Kinman, 2018-19, 2021-22	60
2. Jarrett Gardner, 2006-09	58
3. Shairon Martis, 2015-19	51
4. Jim Paduch, 2008-10	43
5. Tim Brown, 2009-11	38
Brian Campbell, 2007-09	38

Innings Pitched	
1. Jarrett Gardner, 2006-09	429.1
2. Shairon Martis, 2015-19	374.2
3. Kyle Kinman, 2018-19, 2021-22	319.0
4. Jim Paduch, 2008-10	257.2
5. Tim Brown, 2009-11	253.2

Saves	
1. P.J. Zocchi, 2011-13	45
2. Chris Thompson, 2009-10	41
3. Marshall Schuler, 2014-15	40
4. R.J. Rodriguez, 2013	27
5. James Pugliese, 2021	25

Strikeouts	
1. Kyle Kinman, 2018-19, 2021-22	316
2. Jarrett Gardner, 2006-09	281
3. Shairon Martis, 2015-19	274
4. Jim Paduch, 2008-10	224
5. Greg Minier, 2021-22	206

## MILWAUKEE MILKMEN

2022 record: 53-47, 3rd place, East

7035 South Ballpark Drive, Franklin, WI 53132.

Phone: (414) 224-9283.

Web: MilwaukeeMilkmen.com.

Twitter: @MKEMilkmen.

Facebook.com/MKEMilkmen.



## FRONT OFFICE

Owner: Michael Zimmerman.

Ticket Sales: Mike Doyle.

COO/GM: Dan Kuenzi.

Entertainment/Events: Paul Cimoch.

Corp. Partnerships: Joe Zimmerman.

Finance: Tom Johns.

## FIELD STAFF

Manager: Anthony Barone.

## GAME-DAY INFORMATION

Stadium: Franklin Field.

Broadcaster: Tom Wynn.

Year Built: 2019. Capacity: 4,000.

Games Broadcast: All.

Outfield Dimensions: 330-407-330.

Outlet: MilwaukeeMilkmen.com.

Visiting Club Hotel: Hampton Inn &amp; Suites, 6901 South 76th Street, Franklin, WI 53213. Phone: (414) 427-4800.

## FIELD MANAGER - ANTHONY BARONE



Anthony Barone has led Milwaukee to a playoff berth in each of his three seasons managing the club, as well as the 2020 league championship. Previously, he was a coach for the Milkmen in 2019 and managed the Jamestown Jammers of the Perfect Game Collegiate League from 2015 to 2018, leading the team to the finals in '17 and a title in '18.

From 2012 to 2014, Barone was an Assistant Coach at California State University-Bakersfield. Prior to Bakersfield, he was head coach at Jamestown (N.Y.) Community College for seven seasons, amassing 207 victories and earning National Junior College Athletic Association Region 3 Coach of the Year honors in 2008.

## Managerial History

Year	Club	League	Affiliate	Level	Record	Finish	Playoffs
2020	Milwaukee	Amer. Assoc.	--	Ind.	34-26	1st (6)	Lg. Champions
2021	Milwaukee	Amer. Assoc.	--	Ind.	59-41	4th (12)	Lost Wild Card
2022	Milwaukee	Amer. Assoc.	--	Ind.	53-47	T-5th (12)	Lost Finals

## All-time AA record - 4 seasons, 184-176, .511 winning pct.

Opponent	Record	Pct.	Opponent	Record	Pct.	Opponent	Record	Pct.
Chicago	33-30	.524	Kane County	16-9	.640	Sioux City	9-9	.500
Cleburne	14-10	.583	Kansas City	11-10	.524	Sioux Falls	18-9	.667
Fargo	18-22	.450	Lake Country	6-7	.462	Texas	3-3	.500
Gary	18-21	.462	Lincoln	9-10	.474	Winnipeg	17-19	.472
Houston	6-0	1.000	St. Paul	8-14	.365			

Most wins vs. opponent, season: 14, vs. Chicago, 2020.

Most losses vs. opponent, season: 11, vs. Chicago, 2019.

Highest winning % vs. opponent, season (min. 7 games): .714 (5-2), vs. Kansas City, 2019.

Lowest winning % vs. opp't., season (min. 7 games): .200 (2-8), vs. St. Paul, 2019.

## 2022 STATISTICS

vs. Chicago: 7-5

vs. Kane County: 8-5

vs. Sioux City: 3-3

vs. Cleburne: 8-4

vs. Kansas City: 4-3

vs. Sioux Falls: 5-1

vs. Fargo-Moorhead: 2-4

vs. Lake Country: 6-7

vs. Winnipeg: 2-4

vs. Gary SouthShore: 5-8

vs. Lincoln: 3-3

Player	POS	AVG	G	AB	R	H	2B	3B	HR	RBI	BB	HBP	SO	SB	CS	DP	E
Barnum, Keon	IF	.265	86	336	51	89	13	0	24	84	46	1	101	0	0	15	4
Burks, Jeremiah	IF	.227	50	163	21	37	4	0	3	29	19	5	54	3	2	5	4
Chester, Carl	OF	.230	25	87	9	20	5	0	3	14	10	2	19	2	0	4	5
Conley, Christ	C	.219	65	196	34	43	14	0	6	32	34	11	49	0	0	5	6
Davis, Mason	IF	.295	57	227	35	67	4	0	5	28	20	8	42	19	4	3	9
Garr, Jordan	IF	.300	3	10	0	3	0	0	0	1	1	1	2	0	1	0	1
Gomez, Miguel	IF	.297	38	158	23	47	10	0	6	22	6	0	17	1	0	9	1
Hill, Aaron	OF	.283	100	350	74	99	19	5	8	29	66	9	122	24	2	3	7
Kelly, Dylan	C	.318	61	242	40	77	13	0	5	30	15	5	42	0	0	12	3
Kengor, Will	OF	.264	91	360	62	95	19	2	14	59	50	2	100	10	1	7	6
Martin, Trey	OF	.083	3	12	2	1	0	1	0	1	1	0	6	0	0	0	0
Ordonez Jr., Magglio	IF	.107	18	28	2	3	0	0	0	1	3	0	17	0	0	1	2
Prime, Corelle	IF	.257	72	292	47	75	12	2	11	52	28	2	82	5	0	8	7
Sanchez, Hector	C	.386	19	70	14	27	5	0	5	18	9	0	13	0	0	1	2
Sedio, Chad	IF	.273	45	176	30	48	5	0	10	35	24	14	51	2	3	2	5
Torres, Bryan	IF	.374	93	372	73	139	26	4	3	56	40	3	46	22	7	8	10
Trowbridge, Logan	IF	.256	95	340	69	87	16	0	6	47	53	12	60	33	5	9	10

Pitcher	G	GS	CG	IP	H	R	ER	BB	SO	W	L	SV	2B	3B	ERA
Bartow, Frankie	24	0	0	24.1	21	10	10	8	22	2	1	0	6	0	3.70
Benoit, Rodrigo	32	0	0	38.2	21	9	7	19	61	4	0	8	4	1	1.63
Echevarria, Juan	39	0	0	50.1	53	37	32	31	43	2	3	0	9	4	5.72
Espada, Jose	8	8	0	42.1	42	18	17	16	55	2	1	0	5	3	3.61
FaGalde, Alex	10	4	0	21.0	36	34	30	14	18	0	2	0	8	2	12.86
Gray, Peyton	15	0	0	15.0	11	2	2	7	22	2	0	0	6	0	1.20
Helton, Bret	12	0	0	27.1	43	27	25	17	26	1	1	0	11	3	8.23
Holmes, Ben	11	4	0	37.1	48	29	25	18	27	4	0	1	8	2	6.03
Huckaby, Kyle	19	0	0	20.0	21	17	16	17	29	3	0	1	4	1	7.20
Jones, A.J.	22	15	0	86.0	126	75	67	24	56	5	6	0	30	5	7.01
Kowalczyk, Karch	27	0	0	26.2	24	14	10	9	25	1	2	10	5	0	3.38
Mahoney, Jack	28	1	0	36.2	35	25	22	15	46	1	1	0	11	0	5.40
Matthys, Jake	22	9	0	82.0	118	64	58	16	63	7	7	0	27	4	6.37
Metoxen, Takoda	16	0	0	17.2	21	17	17	7	24	0	1	1	5	1	8.66
Mora, Kyle	2	2	0	12.0	7	2	2	5	13	1	0	0	1	0	1.50
Prime, Correlle	3	0	0	4.1	4	1	0	2	6	1	0	0	1	0	0.00
Schugel, A.J.	20	9	1	53.1	43	22	20	17	50	4	4	0	12	1	3.38
Sharabi, D.J.	10	0	0	9.0	7	8	6	10	5	0	1	0	0	0	6.00
Smith, Myles	19	19	1	94.1	99	67	59	45	89	6	9	0	18	2	5.63
Young, Christian	25	10	0	76.0	67	49	43	24	95	3	3	0	16	2	5.09
Zardon, Danny	2	0	0	2.0	1	0	0	0	3	0	0	0	0	0	0.00
Zimmerman, Ryan	20	19	0	99.0	95	59	49	49	101	4	5	0	20	2	4.46



## 2023 SCHEDULE

## Home game times:

Sun-Mon 1:00, Tue-Fri 6:35, Sat 6:00.

## Exceptions:

Wednesday, May 17: 11:00 a.m.

## May

Fri 12 - Sun 14	@ Lake Country
<b>Tue 16 - Sun 21</b>	<b>Cleburne</b>
Mon 22 - Wed 24	@ Kane County
<b>Fri 26 - Sun 28</b>	<b>Fargo</b>
Mon 29 (DH)	@ Gary
Wed 31	@ Gary

## June

Thu 1	@ Gary
Fri 2 - Sun 4	@ Chicago
<b>Tue 6 - Thu 8</b>	<b>Kane County</b>
<b>Fri 9 - Sun 11</b>	<b>Sioux City</b>
Tue 13 - Sun 18	@ Cleburne
<b>Tue 20 - Thu 22</b>	<b>Sioux Falls</b>
<b>Fri 23 - Sun 25</b>	<b>Kane County</b>
Tue 27 - Thu 29	@ Gary
<b>Fri 30</b>	<b>Lake Country</b>

## July

<b>Sat 1 - Sun 2</b>	<b>Lake Country</b>
Tue 4 - Thu 6	@ Fargo
Fri 7 - Sun 9	@ Winnipeg
<b>Tue 11 - Thu 13</b>	<b>Chicago</b>
Fri 14 - Sun 16	@ Lincoln
<b>Thu 20 - Sun 23</b>	<b>Winnipeg</b>
<b>Tue 25 - Thu 27</b>	<b>Lincoln</b>
Fri 28 - Sun 30	@ Chicago
Mon 31	@ Lake Country

## August

Tue 1 - Thu 3	@ Lake Country
<b>Fri 4 - Sun 6</b>	<b>Chicago</b>
<b>Tue 8 - Thu 10</b>	<b>Kansas City</b>
Fri 11 - Sun 13	@ Sioux Falls
Tue 15 - Thu 17	@ Kane County
<b>Fri 18 - Sun 20</b>	<b>Lake Country</b>
Tue 22 - Thu 24	@ Sioux City
Fri 25 - Sun 27	@ Lake Country
<b>Tue 29 - Thu 31</b>	<b>Kane County</b>

## September

<b>Fri 1 - Mon 4</b>	<b>Gary</b>
----------------------	-------------

## YEARLY RESULTS

Year	League	W	L	Pct.	Place	Attendance	Manager
2019	Amer. Assoc.	38	62	.380	T-10th (12)	59,459	Gary McClure
2020	Amer. Assoc.	34	26	.567	1st (6)	34,395*	Anthony Barone
2021	Amer. Assoc.	59	41	.590	4th (12)	79,741	Anthony Barone
2022	Amer. Assoc.	53	47	.530	T-5th (12)	86,028	Anthony Barone

\* - 29 openings.

## PLAYOFF HISTORY

Year	Round	Opponent	Result	Year	Round	Opponent	Result
2020	Finals	Sioux Falls	W 4-1	2022	Quarters	Chicago	W, 2-1
2021	Wild Card	Fargo	L, 1-0		Semis	Cleburne	W, 2-0
					Finals	Fargo	L, 3-2

## SINGLE-SEASON RECORDS

## Batting Average

<b>1. Bryan Torres, 2022</b>	<b>.374</b>
2. A.B. Walker, 2021	.320
3. Brett Vertigan, 2020	.293
4. L. Trowbridge, 2021	.289
5. Aaron Hill, 2021	.2831

## Runs Scored

1. Logan Trowbridge, 2021	87
2. A.B. Walker, 2021	80
<b>3. Aaron Hill, 2022</b>	<b>74</b>
<b>4. Bryan Torres, 2022</b>	<b>73</b>
5. Brett Vertigan, 2021	70

## Hits

<b>1. Bryan Torres, 2022</b>	<b>139</b>
2. A.B. Walker, 2021	132
3. Brett Vertigan, 2021	111
4. Logan Trowbridge, 2021	107
<b>5. Aaron Hill, 2022</b>	<b>99</b>

## Doubles

1. A.B. Walker, 2021	29
<b>2. Bryan Torres, 2022</b>	<b>26</b>
3. Aaron Hill, 2021	25
<b>4. Aaron Hill, 2022</b>	<b>19</b>
<b>Will Kengor, 2022</b>	<b>19</b>
D. Washington, 2020	19
Garrett Copeland, 2019	19

## Triples

<b>1. Aaron Hill, 2022</b>	<b>5</b>
<b>2. Bryan Torres, 2022</b>	<b>4</b>
3. Anibal Sierra, 2021	3
Brett Vertigan, 2021	3
Manny Boscan, 2019	3

## Home Runs

1. A.B. Walker, 2021	33
<b>2. Keon Barnum, 2022</b>	<b>24</b>
2. A.B. Walker, 2020	22
A.B. Walker, 2019	22
5. D. Washington, 2021	17

## RBI

1. A.B. Walker, 2021	101
<b>2. Keon Barnum, 2022</b>	<b>84</b>
3. A.B. Walker, 2019	64
4. D. Washington, 2021	61
<b>5. Will Kengor, 2022</b>	<b>59</b>

## Stolen Bases

1. Logan Trowbridge, 2021	40
<b>2. L. Trowbridge, 2022</b>	<b>33</b>
<b>3. Aaron Hill, 2022</b>	<b>24</b>
A.B. Walker, 2021	24
<b>5. Bryan Torres, 2022</b>	<b>22</b>

## ERA

1. D. Holmberg, 2020	2.34
2. Angel Ventura, 2019	2.75
3. Myles Smith, 2021	3.47
4. Jordan Krause, 2019	3.63
5. Taylor Ahearn, 2020	4.05

## Wins

1. Myles Smith, 2021	13
2. R. Zimmerman, 2021	10
3. David Holmberg, 2021	9
<b>4. Jake Matthys, 2022</b>	<b>7</b>
T.J. House, 2019	7
Jordan Kraus, 2019	7

## Losses

1. Kurt Heyer, 2019	11
2. Angel Ventura, 2019	10
3. Myles Smith, 2022	9
T.J. House, 2019	9
5. Matt Solter, 2021	8

## Saves

1. Myles Smith, 2019	17
2. Peyton Gray, 2020	14
3. Nate Hadley, 2021	13
<b>4. Karch Kowalczyk, 2022</b>	<b>10</b>
<b>5. Rodrigo Benoit, 2022</b>	<b>8</b>

## Games Pitched

1. Zach Hartman, 2021	43
2. Zach Hartman, 2019	42
<b>3. J. Echevarria, 2022</b>	<b>39</b>
4. Myles Smith, 2019	36
5. Nate Hadley, 2021	35
K. Kowalczyk, 2021	35

## Innings Pitched

1. Angel Ventura, 2019	130.0
2. Kurt Heyer, 2019	124.2
3. R. Zimmerman, 2021	114.0
4. T.J. House, 2019	111.2
5. Myles Smith, 2021	111.1

## Walks

1. Myles Smith, 2021	75
2. Ryan Zimmerman, 2021	59
<b>3. R. Zimmerman, 2022</b>	<b>49</b>
<b>4. Myles Smith, 2022</b>	<b>45</b>
5. Jordan Kraus, 2019	36
Angel Ventura, 2019	36

## Strikeouts

1. Myles Smith, 2021	134
2. Ryan Zimmerman, 2021	120
3. Angel Ventura, 2019	108
<b>4. R. Zimmerman, 2022</b>	<b>101</b>
5. David Holmberg, 2021	96

## AMERICAN ASSOCIATION CAREER RECORDS

## Games - Position Player

1. Adam Brett Walker, 2019-21	255
2. Logan Trowbridge, 2020-22	248
3. Aaron Hill, 2020-22	233
4. Christ Conley, 2019-22	201
5. Brett Vertigan, 2020-22	157

## Batting Average (min. 300 at-bats)

1. Bryan Torres, 2022	.374
2. David Washington, 2020-21	.284
3. Adam Walker, 2019-22	.283
4. Brett Vertigan, 2020-21	.281
5. Manny Boscan, 2019	.277

## Runs Scored

1. Logan Trowbridge, 2020-22	176
Adam Brett Walker, 2019-21	176
3. Aaron Hill, 2020-22	151
4. Brett Vertigan, 2020-21	101
5. Mason Davis, 2020-22	74

## Hits

1. Adam Brett Walker, 2019-21	281
2. Logan Trowbridge, 2020-22	240
3. Aaron Hill, 2020-22	210
4. Brett Vertigan, 2020-22	178
5. Bryan Torres, 2022	139

## Doubles

1. Adam Brett Walker, 2019-21	53
2. Aaron Hill, 2020-22	47
2. Logan Trowbridge, 2020-22	42
4. David Washington, 2020-21	36
5. Christ Conley, 2019-22	28
Brett Vertigan, 2020-22	28

## Home Runs

1. Adam Brett Walker, 2019-21	77
2. David Washington, 2020-21	25
3. Keon Barnum, 2022	24
4. Aaron Hill, 2020-22	23
5. Logan Trowbridge, 2020-22	20

## RBI

1. Adam Brett Walker, 2019-21	215
2. Logan Trowbridge, 2020-22	116
3. David Washington, 2020-21	95
4. Aaron Hill, 2020-22	87
5. Keon Barnum, 2022	84

## Stolen Bases

1. Logan Trowbridge, 2020-22	82
2. Aaron Hill, 2020-22	45
3. Mason Davis, 2020-22	37
4. Adam Brett Walker, 2019-21	35
5. Bryan Torres, 2022	22

## Games - Pitcher

1. Zach Hartman, 2019-21	103
2. Myles Smith, 2019-22	98
3. Karch Kowalczyk, 2020-22	88
4. A.J. Schugel, 2020, 2022	48
5. Peyton Gray, 2020, 2022	45

## ERA (minimum 135 innings pitched)

1. Zach Hartman, 2019-21	3.275
2. David Holmberg, 2020-21	3.282
3. Angel Ventura, 2019-20	3.31
4. Myles Smith, 2019-22	3.90
5. Ryan Zimmerman, 2021-22	4.35

## Wins

1. Myles Smith, 2019-22	22
2. David Holmberg, 2020-21	15
3. Ryan Zimmerman, 2021-22	14
4. Jake Matthys, 2019-22	12
5. Zach Hartman, 2019-21	8
Angel Ventura, 2019-20	8

## Losses

1. Myles Smith, 2019-22	18
2. Angel Ventura, 2019-20	13
3. Ryan Zimmerman, 2021-22	11
Kurt Heyer, 2019	11
5. Jake Matthys, 2019-22	10

## Games Started

1. Myles Smith, 2019-22	39
Ryan Zimmerman, 2021-22	39
3. David Holmberg, 2020-21	27
Angel Ventura, 2019-20	27
5. Kurt Heyer, 2019	21

## Innings Pitched

1. Myles Smith, 2019-22	270.2
2. Ryan Zimmerman, 2021-22	213.0
3. David Holmberg, 2020-21	170.0
4. Angel Ventura, 2019-20	163.2
5. Jake Matthys, 2019-22	140.2

## Saves

1. Myles Smith, 2019-22	18
2. Karch Kowalczyk, 2020-22	15
3. Peyton Gray, 2020, 2022	14
4. Nate Hadley, 2021	13
5. Rodrigo Benoit, 2022	8

## Strikeouts

1. Myles Smith, 2019-22	320
2. Ryan Zimmerman, 2021-22	221
3. David Holmberg, 2020-21	172
4. Angel Ventura, 2019-20	132
5. Zach Hartman, 2019-21	130

## SIOUX CITY EXPLORERS

2022 results: 49-51, T-4th place, West

3400 Line Drive, Sioux City, IA 51106.

Phone: (712) 277-9467.

Web: XsBaseball.com.

Twitter: @SiouxCityXs.

Facebook.com/SiouxCityExplorers.



## FRONT OFFICE

Chairman: John Roost.

President: Matt Adamski.

V.P./G.M.: Tom Backemeyer.

Assistant G.M.: Cheyenne Anderson.

Business Relations: Molly Bixenman.

Dir., Sales/Marketing: Tara Rethman.

Ticket Sales: Sam Burkhardt.

Head Groundskeeper: Chris Hasskarl.

## FIELD STAFF

Manager: Steve Montgomery.

Pitching Coach: Bobby Post.

Coach: Derek Wolfe.

Trainer: Bruce Fishbach.

## GAME-DAY INFORMATION

Stadium: Mercy Field at Lewis &amp; Clark Park.

Year Built: 1993. Capacity: 3,800.

Outfield Dimensions: 330-400-330.

Visiting Club Hotel: Wingate by Wyndham Sioux City, 4716 Singing Hills Blvd., Sioux City, IA 51106. Phone: (712) 276-5600.

Broadcaster: Zach Berman.

Games Broadcast: All.

Outlets: KSCJ-1360 AM/xsbaseball.com.

## FIELD MANAGER - STEVE MONTGOMERY



Steve Montgomery enters his ninth season in Sioux City after leading the Explorers to the playoffs in five of his first eight seasons, including finals appearances in 2015 and 2019.

Montgomery began his coaching career in 2004 as a pitching coach with the Fargo-Moorhead RedHawks, and from 2005-2009, he also served as the pitching coach for North Dakota State University. In his 10 seasons as the pitching coach, the RedHawks compiled a 590-383 record, good for a .606 winning percentage.

Montgomery spent nine seasons in professional baseball, playing in the Orioles, Royals, Dodgers and Red Sox organizations, reaching as high as Triple-A in 1997. He also played independent baseball in the Frontier and Northern Leagues.

## Managerial History

Year	Club	League	Affiliate	Level	Record	Finish	Playoffs
2014	Sioux City	Amer. Assoc.	--	Ind.	47-53	8th (12)	
2015	Sioux City	Amer. Assoc.	--	Ind.	75-25	1st (13)	Lost Finals
2016	Sioux City	Amer. Assoc.	--	Ind.	54-46	5th (12)	Lost Semis
2017	Sioux City	Amer. Assoc.	--	Ind.	46-54	9th (12)	
2018	Sioux City	Amer. Assoc.	--	Ind.	71-29	1st (12)	Lost Semis
2019	Sioux City	Amer. Assoc.	--	Ind.	57-43	T-5th (12)	Lost Finals
2021	Sioux City	Amer. Assoc.	--	Ind.	53-46	6th (12)	Lost Semis
2022	Sioux City	Amer. Assoc.	--	Ind.	49-51	T-8th (12)	

2023 SCHEDULE

Standard home game times:

Mon-Fri 7:05, Sat 6:05, Sun 4:05.

May

<b>Fri 12 - Sun 14</b>	<b>Kansas City</b>
<b>Tue 16 - Thu 18</b>	<b>Lake Country</b>
Fri 19 - Sun 21	@ Kane County
Mon 22 - Wed 24	@ Sioux Falls
<b>Fri 26 - Sun 28</b>	<b>Lincoln</b>
Mon 29 - Wed 31	@ Cleburne

June

Thu 1	@ Cleburne
<b>Fri 2 - Sun 4</b>	<b>Kane County</b>
<b>Tue 6 - Thu 8</b>	<b>Sioux Falls</b>
Fri 9 - Sun 11	@ Milwaukee
<b>Tue 13 - Thu 15</b>	<b>Gary</b>
Fri 16 - Sun 18	@ Lincoln
Tue 20 - Thu 22	@ Kansas City
Fri 23 - Sun 25	@ Fargo
<b>Tue 27 - Thu 29</b>	<b>Sioux Falls</b>
<b>Fri 30</b>	<b>@ Lincoln</b>

July

Sat 1 - Sun 2	@ Lincoln
<b>Mon 3 - Wed 5</b>	<b>Winnipeg</b>
<b>Thu 6 - Sun 9</b>	<b>Cleburne</b>
Mon 10 - Wed 12	@ Lake Country
Fri 14 - Sun 16	@ Fargo
<b>Thu 20 - Sun 23</b>	<b>Lincoln</b>
Tue 25 - Thu 27	@ Winnipeg
<b>Fri 28 - Sun 30</b>	<b>Kansas City</b>

August

<b>Tue 1 - Thu 3</b>	<b>Fargo</b>
Fri 4 - Sun 6	@ Gary
Tue 8 - Thu 10	@ Fargo
<b>Fri 11 - Sun 13</b>	<b>Chicago</b>
<b>Tue 15 - Thu 17</b>	<b>Winnipeg</b>
Fri 18 - Sun 20	@ Sioux Falls
<b>Tue 22 - Thu 24</b>	<b>Milwaukee</b>
<b>Fri 25 - Sun 27</b>	<b>Fargo</b>
Tue 29 - Thu 31	@ Kansas City

September

Fri 1 - Mon 4	@ Chicago
---------------	-----------

YEARLY RESULTS

Year	League	W	L	Pct.	Place	Attendance	Manager
1993	Northern	34	38	.472	T-4th (6)	112,971	Ed Nottle
1994	Northern	52	28	.650	1st (6)	140,224	Ed Nottle
1995	Northern	46	39	.541	3rd (6)	149,770	Ed Nottle
1996	Northern	26	58	.310	8th (8)	147,062	Ed Nottle
1997	Northern	50	34	.595	2nd (8)	134,580	Ed Nottle
1998	Northern	40	46	.465	T-4th (8)	120,114	Ed Nottle
1999	Northern	51	34	.600	1st (8)	118,333	Ed Nottle
2000	Northern	44	41	.517	3rd (8)	105,888	Ed Nottle
2001	Northern	42	48	.467	5th (8)	112,115	Benny Castillo
2002	Northern	46	42	.523	5th (10)	109,355	Benny Castillo
2003	Northern	33	57	.367	10th (10)	91,005	Jay Kirkpatrick
2004	Northern	39	57	.406	8th (10)	120,681	Jay Kirkpatrick
2005	Northern	44	52	.458	9th (12)	113,590	Williams/Shirley
2006	Amer. Assoc.	43	53	.448	7th (10)	88,408	Ed Nottle
2007	Amer. Assoc.	40	56	.417	7th (10)	92,786	Ed Nottle
2008	Amer. Assoc.	52	44	.541	4th (10)	87,616	Les Lancaster
2009	Amer. Assoc.	40	56	.417	T-9th (10)	70,978	Les Lancaster
2010	Amer. Assoc.	49	47	.510	6th (10)	56,428	Les Lancaster
2011	Amer. Assoc.	51	49	.510	7th (14)	64,000	Stan Cliburn
2012	Amer. Assoc.	45	55	.450	T-11th (13)	55,627	Stan Cliburn
2013	Amer. Assoc.	38	62	.380	13th (13)	52,052	Stan Cliburn
2014	Amer. Assoc.	47	53	.470	8th (12)	50,746	Steve Montgomery
2015	Amer. Assoc.	75	25	.750	1st (13)	77,429	Steve Montgomery
2016	Amer. Assoc.	54	46	.540	5th (12)	68,278	Steve Montgomery
2017	Amer. Assoc.	46	54	.460	9th (12)	58,407	Steve Montgomery
2018	Amer. Assoc.	71	29	.710	1st (12)	63,498	Steve Montgomery
2019	Amer. Assoc.	57	43	.570	T-5th (12)	51,618	Steve Montgomery
2021	Amer. Assoc.	53	46	.535	6th (12)	59,802	Steve Montgomery
2022	Amer. Assoc.	49	51	.490	T-8th (12)	52,121	Steve Montgomery

AAPB PLAYOFF HISTORY

Year	Round	Opponent	Result	Year	Round	Opponent	Result
2008	Semis	Sioux Falls	L 3-0	2018	Semis	Kansas City	L 3-2
2015	Semis	St. Paul	W 3-1	2019	Semis	Kansas City	W 3-2
	Finals	Laredo	L 3-1		Finals	St. Paul	L 3-0
2016	Semis	Wichita	L 3-1	2021	Wild Card	Cleburne	W 1-0
					Semis	Kansas City	L 3-0

2022 STATISTICS

vs. Chicago: 6-0

vs. Cleburne: 2-4

vs. Fargo-Moorhead: 4-8

vs. Gary SouthShore: 4-2

vs. Kane County: 2-4

vs. Kansas City: 7-5

vs. Lake Country: 3-3

vs. Lincoln: 5-9

vs. Milwaukee: 3-3

vs. Sioux Falls: 5-8

vs. Winnipeg: 8-5

Player	POS	AVG	G	AB	R	H	2B	3B	HR	RBI	BB	HBP	SO	SB	CS	DP	E
Amaral, Danny	OF	.295	85	322	67	95	13	5	8	26	35	14	79	48	6	6	5
Anthon, John	C	.145	19	62	7	9	0	2	1	7	2	1	20	0	0	0	2
Dunn Jr., Cordell	C	.089	16	45	3	4	0	0	0	1	8	0	24	0	1	2	0
Franklin, Nick	IF	.294	28	102	19	30	5	0	8	25	17	1	22	4	0	1	3
Ghelfi, Mitch	C	.250	12	40	3	10	4	0	0	6	2	0	9	0	0	1	0
Harris, Chase	OF	.282	83	287	49	81	14	1	7	30	37	8	74	13	10	5	3
Kelly, Dylan	C	.317	17	60	7	19	7	0	0	9	2	0	8	0	0	2	1
Kelly, Jack	C	.194	24	72	12	14	3	0	4	8	4	0	14	0	0	0	2
Kone, Zack	IF	.212	52	156	15	33	9	0	2	14	10	0	35	0	2	5	3
Lang, Michael	OF	.231	3	13	0	3	0	0	0	2	0	0	3	0	0	0	0
Ledet, Patrick	P	.300	8	10	3	3	0	0	0	3	2	0	2	0	0	1	0
Martin, Trey	OF	.299	87	324	53	97	22	0	10	50	38	5	76	21	4	13	4
Podsednik, Shane	C	.145	26	76	8	11	2	0	4	10	4	1	35	0	0	1	2
Poteet, D.J.	IF	.143	4	14	2	2	0	0	0	2	0	0	7	0	0	0	0
Rando, Tyler	C	.422	15	45	11	19	6	0	1	5	6	2	4	0	0	2	0
Rifaela, Ademar	OF	.315	62	216	30	68	11	0	9	43	22	2	58	0	0	11	0
Samson, Nate	IF	.242	70	260	34	63	6	0	3	25	17	0	22	6	3	11	6
Sierra, Miguel	IF	.317	13	41	9	13	2	0	2	7	7	2	16	0	0	0	3
Snyder, Gabe	IF	.259	87	290	55	75	14	0	18	54	37	8	72	7	2	4	8
Tiberi, Blake	IF	.254	98	327	53	83	12	0	4	46	47	8	67	5	1	7	15
Tolbert, L.T.	IF	.133	18	60	3	8	2	0	0	4	11	2	13	0	0	2	4
Vasquez, Danry	OF	.304	59	214	29	65	7	1	8	44	31	1	26	14	5	2	4
Zawada, S.	OF	.273	61	227	24	62	10	1	9	35	10	0	53	0	1	8	3

Pitcher	G	GS	CG	IP	H	R	ER	BB	SO	W	L	SV	2B	3B	ERA
Adcock, Brett	1	0	0	1.0	3	3	3	1	0	0	0	0	3	0	27.00
Bates, Solomon	8	1	0	18.0	22	11	11	4	31	1	2	0	4	1	5.50
Beardsley, Tyler	11	11	0	53.1	78	40	36	27	49	2	4	0	11	1	6.08
Beuckelaere, John	4	0	0	4.0	4	4	4	7	3	0	0	1	0	0	9.00
Brosher, Brandon	37	0	0	47.2	45	35	34	32	53	3	2	0	11	0	6.42
Gercken, Nate	25	0	0	24.0	18	11	9	26	26	2	1	0	4	0	3.38
Hardy, Blaine	23	3	0	52.2	56	30	28	19	51	3	2	0	7	0	4.79
Hedges, Zach	20	20	0	99.1	120	75	63	35	69	4	8	0	19	0	5.71
Hilliard, MaKhalil	2	2	0	5.1	10	12	9	10	4	0	2	0	0	0	15.19
Koch, Tyler	16	0	0	10.0	11	15	14	17	13	0	2	0	1	0	12.60
Kuhns, Max	40	0	0	59.0	44	23	21	24	86	4	6	4	6	1	3.20
Ledet, Patrick	19	19	0	113.2	98	60	54	35	93	6	4	0	19	6	4.28
Lenik, Kevin	31	0	0	38.1	38	24	20	13	42	1	1	0	7	0	4.70
McCanna, Kevin	21	20	2	118.2	129	65	60	34	100	10	6	0	23	6	4.55
McIlraith, Thomas	40	0	0	45.2	43	28	21	20	69	5	5	19	3	2	4.14
Pobereyko, Matt	6	5	0	26.0	22	7	5	7	42	2	1	0	4	0	1.73
Rodriguez, Nivaldo	5	5	0	30.0	16	8	5	9	40	3	1	0	2	1	1.50
Schlotman, Kobey	2	0	0	1.0	5	4	3	2	2	0	0	0	1	0	27.00
Sierra, Carlos	3	3	0	15.0	18	17	17	6	14	0	2	0	7	1	10.20
Smith, Jonah	3	0	0	6.2	7	6	6	4	6	0	0	0	2	0	8.10
Verburg, Mitchell	17	0	0	24.1	22	6	4	7	32	0	0	0	5	1	1.48
Windle, Tom	11	11	0	57.0	60	34	32	20	49	3	2	0	13	1	5.05

**SINGLE-SEASON RECORDS**

**Batting Average**

1. Jose Peguero, 1996	.366
2. Lance Robbins, 1994	.356
3. Nate Samson, 2016	.350
Josh Patton, 1999	.350
5. Ray Serrano, 2010	.349

**RBI**

1. Scott Pinoni, 1997	92
2. Jose Sermo, 2021	86
3. Jose Sermo, 2018	81
4. Jose Sermo, 2019	77
Jay Baum, 2018	77

**Saves**

1. Matt Pobereyko, 2019	24
Brett Reid, 2008	24
3. Jose Flores, 2015	22
4. Eric Karch, 2018	21
5. Sean Kramer, 2005	20

**Runs Scored**

1. Michael Lang, 2016	83
2. Michael Lang, 2018	82
3. Matty Johnson, 2015	80
4. Jose Sermo, 2021	78
5. Jorge Moreno, 2006	77

**Stolen Bases**

<b>1. Danny Amaral, 2022</b>	<b>48</b>
2. Michael Lang, 2015	45
3. Matty Johnson, 2015	42
4. D. Schermerhorn, 2009	36
Nolan Lane, 1997	36

**Games Pitched**

1. Eddie Delacruz, 2010	53
2. Jimmer Kennedy, 2014	48
3. Matt Pobereyko, 2019	47
4. Ryan Flores, 2018	46
Patrick Schuster, 2018	46

**Hits**

1. Nate Samson, 2018	141
2. Nate Samson, 2016	137
3. Nate Samson, 2019	131
4. Noah Perio, 2015	129
5. Michael Lang, 2018	126

**ERA**

1. R. Zimmerman, 2015	1.79
2. David Glick, 2002	1.89
"Oil Can" Boyd, 1994	1.89
4. P. Johnson, 2015	2.08
5. David Trahan, 2011	2.67

**Innings Pitched**

1. N. Schumacher, 2011	148.2
2. Jason Jarvis, 2012	145.2
3. Billy Keppinger, 2006	142.0
4. C. Swiatkiewicz, 2003	141.1
5. J. Romero, 2001	140.2

**Doubles**

1. Ray Serrano, 2010	34
2. Marty Neff, 1998	33
3. Ray Serrano, 2012	32
4. Nate Samson, 2016	30
Chris Grossman, 2006	30

**Wins**

1. Patrick Johnson, 2015	15
2. R. Zimmerman, 2015	14
3. Justin Vernia, 2018	12
A. Francisco, 2008	12
5. Six tied with	11

**Walks**

1. Trevor Fox, 2009	82
2. Patrick Johnson, 2014	65
3. Ryan Zimmerman, 2016	63
4. Nick Singleton, 2009	59
5. Two tied with	57

**Triples**

1. Kyle Wren, 2019	11
2. Michael Lang, 2015	10
Jose Peguero, 1996	10
4. Tim Colwell, 2016	8
5. Four tied with	7

**Losses**

1. Andy Noga, 2013	12
Dusty Bergman, 2008	12
3. Chris Gogolewski, 1996	11
Reese Murdaugh, 1996	11
5. Three tied with	10

**Strikeouts**

1. Patrick Johnson, 2015	132
2. N. Schumacher, 2011	123
3. Patrick Ledet, 2021	119
4. Luis Mateo, 2018	112
5. John Straka, 2015	110

**Home Runs**

1. Jose Sermo, 2021	29
2. Kevin Garner, 1997	27
3. Jose Sermo, 2018	22
4. Scott Pinoni, 1997	20
5. Jose Moreno, 2006	19
Jay Kirkpatrick, 2000	19

**All-time AA record - 16 seasons, 810-769, .513 winning pct.**

Opponent	Record	Pct.	Opponent	Record	Pct.	Opponent	Record	Pct.
Amarillo	8-6	.571	Kansas City	59-56	.513	Rockland	5-2	.714
Chicago	13-11	.542	Lake Country	3-3	.500	St. Joe	19-14	.576
Cleburne	24-15	.615	Laredo	5-7	.417	St. Paul	85-107	.443
Coastal Bend	3-3	.500	Lincoln	119-101	.540	Shreveport	12-9	.571
El Paso	15-17	.469	Milwaukee	9-9	.500	Sioux Falls	133-115	.536
Fargo	42-60	.412	New Jersey	1-2	.333	Texas/G.P.	55-20	.733
Fort Worth	13-13	.500	Pensacola	3-10	.231	Trois-Rivieres	2-1	.667
Gary	67-49	.576	Quebec	1-2	.333	Wichita	44-66	.400
Joplin	6-3	.667	Road Teams	9-6	.600	Winnipeg	53-52	.505
Kane County	6-7	.462						

**Most wins vs. opponent, season:** 14, vs. St. Paul, 2010.

**Most losses vs. opponent, season:** 16, vs. Sioux Falls, 2007.

**Highest winning % vs. opp't., season (min. 7 games):** 1.000 vs. LIN '15 (13-0) and GP '15 (10-0).

**Lowest winning % vs. opp't., season (min. 7 games):** .188 (3-13), vs. Wichita, 2013.

**AMERICAN ASSOCIATION CAREER RECORDS**

**Games - Position Player**

1. Michael Lang, '12, '14-'19, '21-'22	591
2. Nate Samson, '14, '16-'19, '21-'22	439
3. Dustin Jones, 2007-11	390
4. Derek Schermerhorn, 2008-11	360
5. Alex Llanos, 2006-09	355

**Games - Pitcher**

1. Ty Marotz, 2006-12	144
2. Eddie De La Cruz, 2010-12	136
3. Jimmer Kennedy, 2013-15	129
4. Ryan Flores, 2017-19	117
5. Chris Bodishbaugh, 2012-15	112

**Batting Average (min. 600 at-bats)**

1. Kent Sakamoto, 2010-11	.330
2. Ray Serrano, 2010-12	.323
3. Nate Samson, '14, '16-'19, '21-'22	.327
4. Alex Llanos, 2006-09	.311
5. Jorge Moreno, 2006-07	.298

**ERA (minimum 150 innings pitched)**

1. Rob Wort, 2014-16	1.80
2. Jimmer Kennedy, 2013-15	2.84
3. Nick Singleton, 2008-09	3.20
4. Patrick Johnson, 2014-15	3.22
5. John Straka, 2014-15	3.71

**Runs Scored**

1. Michael Lang, '12, '14-'19, '21-'22	462
2. Nate Samson, '14, '16-'19, '21-'22	329
3. Dustin Jones, 2007-11	250
4. Derek Schermerhorn, 2008-11	209
5. Alex Llanos, 2006-09	208
Jose Sermo, 2018-19, 2021	208

**Wins**

1. Ty Marotz, 2006-12	28
2. Patrick Johnson, 2014-15	24
3. Alexander Francisco, 2007-08	22
4. Richard Salazar, 2011-13	21
5. John Straka, 2014-15	20

**Losses**

1. Ty Marotz, 2006-12	33
2. Jason Jarvis, 2011-13	23
3. Cody Forsythe, 2016-17	13
Nick Schumacher, 2011-12	13
5. Four tied with	12

**Hits**

1. Michael Lang, '12, '14-'19, '21-'22	683
2. Nate Samson, '14, '16-'19, '21-'22	634
3. Alex Llanos, 2006-09	411
4. Dustin Jones, 2007-11	397
5. Ray Serrano, 2010-12	353

**Doubles**

1. Michael Lang, '12, '14-'19, '21-'22	114
2. Nate Samson, '14, '16-'19, '21-'22	107
3. Ray Serrano, 2010-12	94
4. Dustin Jones, 2007-11	69
5. Alex Llanos, 2006-09	66
Derek Schermerhorn, 2008-11	66

**Home Runs**

1. Jose Sermo, 2018-19, 2021	64
2. Peter Barrows, 2012-14	41
1. Michael Lang, '12, '14-'19, '21-'22	35
4. Jorge Moreno, 2006-07	33
5. Alex Llanos, 2006-09	31

**Games Started**

1. Ty Marotz, 2006-12	72
2. Jason Jarvis, 2011-13	50
3. Richard Salazar, 2011-13	47
4. Cody Forsythe, 2016-17	41
Zach Hedges, 2021-22	41
John Straka, 2014-15	41

**Innings Pitched**

1. Ty Marotz, 2006-12	562.2
2. Jason Jarvis, 2011-13	334.0
3. Richard Salazar, 2011-13	307.2
4. John Straka, 2014-15	259.2
5. Nick Schumacher, 2011-12	257.0

**Saves**

1. Brett Reid, 2007-10	52
2. Chris Bodishbaugh, 2012-15	44
3. Matt Pobereyko, 2019, 2021	38
4. Jose Flores, 2015	22
5. Eric Karch, 2018-19	21

**Strikeouts**

1. Ty Marotz, 2006-12	400
2. Patrick Johnson, 2014-15	238
3. David Trahan, 2009-11	236
4. Rob Wort, 2014-16	220
5. Patrick Ledet, 2021-22	212

**Stolen Bases**

1. Michael Lang, '12, '14-'19, '21-'22	149
2. Nate Samson, '14, '16-'19, '21-'22	105
3. Derek Schermerhorn, 2008-11	99
4. Dustin Jones, 2007-11	89
5. Tim Colwell, 2014-16	76

# SIoux FALLS CANARIES

2022 record: 33-67, 6th place, West

1000 N. West Avenue, Sioux Falls, SD 57104.

Phone: (605) 333-0179.

Web: SFCanaries.com.

Twitter: @Canaries.

Facebook.com/SFCanaries.



## FRONT OFFICE

**Managing Partner/Co-Owner:** Brian Slipka. **Sales Executives:** Bailey Fey, Jakob Fritsch, Jack Lust.  
**Co-Owner:** Anthony Albanese.  
**Executive VP:** Jack Fossand. **Gameday Coordinator:** Ali Lindner.  
**General Manager:** Duell Higbe. **Community Relations:** Whitney Sitzman.  
**Sales Manager:** Preston Kern. **Food/Beverage:** Jess Blodgett.

## FIELD STAFF

**Manager:** Mike Meyer. **Coach:** Pascual Santiago.  
**Hitting Coach:** Jabari Henry.

## GAME-DAY INFORMATION

**Stadium:** Sioux Falls Stadium. **Broadcaster:** Tanner Hoops.  
**Year Built:** 1964. **Capacity:** 4,462. **Games Broadcast:** All.  
**Outfield Dimensions:** 313-410-312. **Webcast:** mixlr.com.  
**Visiting Club Hotel:** Sheraton Sioux Falls, 1211 N. West Avenue, Sioux Falls, SD 57104. **Phone:** (605) 988-9895. **Fax:** (605) 339-7852.

## FIELD MANAGER - MIKE MEYER



Mike Meyer begins his sixth season with the Canaries in 2021.

Meyer also served as the club's pitching coach from 2007-2014, helping the Birds hoist the American Association championship trophy in 2008, and being part of a North Division title-winning squad in 2010. Meyer also served as hitting coach in 2015 and 2016 for the Laredo Lemurs, who put together a combined 115-85 record and the American Association championship in 2015.

Prior to his professional coaching career, Meyer played collegiately at the University of Arizona before being selected in the 23rd round of the 2000 draft by the St. Louis Cardinals. Meyer reached High-A before joining the Independent ranks, hurling 374.2 innings for the St. Paul Saints from 2004-2006.

### Managerial History

Year	Club	League	Affiliate	Level	Record	Finish	Playoffs
2017	Sioux Falls	Amer. Assoc.	-	Ind.	45-55	10th (12)	
2018	Sioux Falls	Amer. Assoc.	-	Ind.	40-60	10th (12)	
2019	Sioux Falls	Amer. Assoc.	-	Ind.	38-62	T-10th (12)	
2020	Sioux Falls	Amer. Assoc.	-	Ind.	31-27	2nd (6)	Lost Finals
2021	Sioux Falls	Amer. Assoc.	-	Ind.	36-64	11th (12)	
2022	Sioux Falls	Amer. Assoc.	-	Ind.	33-67	12th (12)	

## 2022 SCHEDULE

### Standard home game times:

Mon-Fri 6:35, Sat 5:35, Sun 12:05.

### Other home game times:

Thursday, May 11: 4:05.

Thursday, June 15: 12:05.

### May

**Thu 11 - Sun 14** Cleburne  
**Tue 16 - Thu 18** Lincoln  
 Fri 19 - Sun 21 @ Kansas City  
**Mon 22 - Wed 24** Sioux City  
 Fri 26 - Sun 28 @ Winnipeg  
 Tue 30 - Wed 31 @ Fargo

### June

Thu 1 @ Fargo  
**Fri 2 - Mon 5** Gary  
 Tue 6 - Thu 8 @ Sioux City  
 Fri 9 - Sun 11 @ Lincoln  
**Tue 13 - Thu 15** Winnipeg  
**Fri 16 - Sun 18** Fargo  
 Tue 20 - Thu 22 @ Milwaukee  
**Fri 23 - Sun 25** Lincoln  
 Tue 27 - Thu 29 @ Sioux City  
 Fri 30 @ Chicago

### July

Sat 1 - Sun 2 @ Chicago  
 Mon 3 - Wed 5 @ Kansas City  
**Fri 7 - Sun 9** Chicago  
**Mon 10 - Thu 13** Kansas City  
 Fri 14 - Sun 16 @ Kane County  
 Fri 21 - Sun 23 @ Lake Country  
**Tue 25 - Thu 27** Fargo  
**Fri 28 - Sun 30** Lake Country

### August

Tue 1 - Thu 3 @ Gary  
 Fri 4 - Sun 6 @ Fargo  
**Tue 8 - Thu 10** Kane County  
**Fri 11 - Sun 13** Milwaukee  
 Tue 15 - Thu 17 @ Kansas City  
**Fri 18 - Sun 20** Sioux City  
 Mon 21 - Thu 24 @ Winnipeg  
**Fri 25 - Sun 27** Lincoln  
**Tue 29 - Wed 30** Winnipeg

### September

Fri 1 - Mon 4 @ Cleburne

## YEARLY RESULTS

Year	League	W	L	Pct.	Place	Attendance	Manager
1993	Northern	34	38	.472	T-4th (6)	86,167	Frank Verdi
1994	Northern	47	33	.588	2nd (6)	99,754	Verdi/Stavrenos
1995	Northern	38	46	.452	T-4th (6)	102,328	Dick Dietz
1996	Northern	44	40	.524	4th (8)	100,958	John Zizzo
1997	Northern	31	53	.369	8th (8)	104,546	Thompson/Medlock
1998	Northern	35	51	.407	T-6th (8)	117,015	Mike Burton
1999	Northern	37	48	.435	7th (8)	118,765	Mike Burton
2000	Northern	34	52	.395	8th (8)	144,788	Doc Edwards
2001	Northern	55	31	.611	1st (8)	123,821	Doc Edwards
2002	Northern	41	49	.456	6th (10)	125,077	Doc Edwards
2003	Northern	37	51	.420	8th (10)	117,937	Doc Edwards
2004	Northern	33	63	.344	9th (10)	109,192	Doc Edwards
2005	Northern	35	60	.378	12th (12)	118,611	Mike Pinto
2006	Amer. Assoc.	34	62	.354	10th (10)	120,536	Mike Pinto
2007	Amer. Assoc.	53	43	.552	5th (10)	144,025	Steve Shirley
2008	Amer. Assoc.	60	36	.625	T-1st (10)	150,837	Steve Shirley
2009	Amer. Assoc.	40	56	.417	T-9th (10)	132,529	Steve Shirley
2010	Amer. Assoc.	63	33	.656	1st (10)	86,518	Steve Shirley
2011	Amer. Assoc.	42	57	.425	13th (14)	76,549	Steve Shirley
2012	Amer. Assoc.	45	55	.450	T-11th (13)	130,541	Steve Shirley
2013	Amer. Assoc.	42	58	.420	11th (13)	161,131	Steve Shirley
2014	Amer. Assoc.	33	67	.330	12th (12)	139,784	Steve Shirley
2015	Amer. Assoc.	39	60	.394	11th (13)	132,280	Chris Paterson
2016	Amer. Assoc.	40	60	.400	10th (12)	125,591	Chris Paterson/ Shelby Ford
2017	Amer. Assoc.	45	55	.450	10th (12)	113,506	Mike Meyer
2018	Amer. Assoc.	40	60	.400	10th (12)	124,127	Mike Meyer
2019	Amer. Assoc.	38	62	.380	T-10th (12)	114,452	Mike Meyer
2020	Amer. Assoc.	31	27	.534	2nd (6)	28,931*	Mike Meyer
2021	Amer. Assoc.	36	62	.360	11th (12)	82,932	Mike Meyer
2022	Amer. Assoc.	33	67	.330	12th (12)	59,425	Mike Meyer

\* - 30 home dates.

## AAPB PLAYOFF HISTORY

Year	Round	Opponent	Result	Year	Round	Opponent	Result
2008	Semis	Sioux City	W 3-0	2010	Semis	Lincoln	W 3-0
	Finals	Grand Prairie	W 3-1		Finals	Shreveport	L 3-0
				2020	Finals	Milwaukee	L 4-1

2022 STATISTICS

vs. Chicago: 0-3  
 vs. Cleburne: 4-2  
 vs. Fargo-Moorhead: 2-11  
 vs. Gary SouthShore: 3-3

vs. Kane County: 2-4  
 vs. Kansas City: 3-12  
 vs. Lake Country: 2-4  
 vs. Lincoln: 2-10

vs. Milwaukee: 1-5  
 vs. Sioux City: 8-5  
 vs. Winnipeg: 6-8

Player	POS	AVG	G	AB	R	H	2B	3B	HR	RBI	BB	HBP	SO	SB	CS	DP	E
Altavilla, Angelo	IF	.249	81	281	32	70	10	0	2	20	28	7	55	5	6	7	8
Barham, Robert	C	.125	6	16	2	2	0	0	0	0	2	1	6	0	0	2	0
Blair, Connor	OF	.180	14	50	6	9	0	0	2	4	4	1	17	1	0	0	0
Christopher, S.	C	.166	61	199	15	33	8	0	4	19	22	5	83	0	0	5	8
Gotta, Nick	IF	.251	75	227	30	57	8	0	2	16	50	2	49	6	3	3	5
Gurwitz, Zane	IF	.272	43	158	27	43	14	1	4	19	22	4	37	2	0	4	3
Henry, Jabari	OF	.259	98	386	62	100	13	0	29	86	49	6	92	3	0	9	0
LaValley, Gavin	IF	.324	87	346	50	112	21	0	20	73	33	5	72	0	0	13	8
Martinez, Ozzie	IF	.271	86	362	45	98	13	0	6	35	37	3	54	5	1	15	6
Michalczewski, T.	IF	.243	92	334	45	81	20	3	13	45	46	4	125	0	1	9	6
Nester, John	C	.202	34	114	16	23	2	0	2	13	11	2	28	0	0	2	1
Noriega, Andres	C	.230	18	74	10	17	2	0	3	8	2	1	20	0	0	3	2
Pengilly, Cole	IF	.176	15	51	6	9	2	0	2	9	6	0	15	1	2	1	2
Quiggle, Kona	OF	.237	88	329	44	78	15	1	8	40	29	3	109	2	0	4	3
Takacs, Aaron	IF	.293	53	205	22	60	12	0	4	21	15	1	43	4	2	6	2
Ulrich, Wyatt	OF	.338	63	269	52	91	16	3	4	24	22	5	49	11	5	6	8

Pitcher	G	GS	CG	IP	H	R	ER	BB	SO	W	L	SV	2B	3B	ERA
Culbreth, Ty	18	18	0	107.2	118	64	62	27	82	7	6	0	26	4	5.18
Deetz, Dean	2	0	0	0.1	3	13	11	8	0	0	0	0	1	0	297.00
Dunaway, Matthew	20	0	0	22.2	20	15	6	8	29	3	1	0	3	0	2.38
Ferrell, Riley	27	0	0	26.0	12	8	5	16	36	1	3	11	4	0	1.73
Garkow, Nate	11	1	0	26.2	22	9	8	10	31	1	0	0	3	1	2.70
Garkow, Tyler	20	15	0	69.1	99	69	63	25	56	1	9	0	22	2	8.18
Hasty, Charlie	46	0	0	48.2	44	23	20	15	48	3	4	0	7	1	3.70
Hope, Garrett	8	0	0	8.2	7	8	7	9	9	0	1	0	3	0	7.27
Johnson, Christian	27	2	0	61.1	85	59	50	35	46	1	1	0	16	2	7.34
Landazuri, Angel	10	9	0	45.2	73	45	43	15	25	1	4	0	13	3	8.47
Lang, Neil	20	17	0	98.0	105	62	54	38	68	2	5	0	23	1	4.96
Lanier, Tony	18	0	0	20.2	18	22	21	35	30	0	0	0	6	0	9.15
Ledesma, Stevie	32	3	1	52.1	52	27	27	17	60	6	4	1	11	2	4.64
Miller, Ryan	1	0	0	1.1	0	0	0	0	3	0	0	1	0	0	0.00
Orvis, Austin	2	0	0	5.1	5	6	6	5	2	0	0	0	1	0	10.13
Peterson, Michael	3	0	0	3.0	9	9	9	2	1	0	0	0	2	0	27.00
Pimentel, Cesilio	11	8	0	44.0	58	42	38	24	34	1	6	0	16	2	7.77
Pulido, Joey	20	20	0	103.1	152	93	90	33	83	1	12	0	29	7	7.84
Ventura, Angel	6	5	0	26.0	33	23	23	9	22	1	4	0	8	1	7.96
Walters, Mitchell	38	0	0	35.2	25	19	17	22	50	0	1	5	2	0	4.29
Wyatt, Colby	35	2	0	55.1	66	39	30	26	52	4	5	0	12	2	4.88

SINGLE-SEASON RECORDS

**Batting Average**

1. Beau Torbert, 2010 .394
2. Will Smith, 2007 .367
3. C. Peterson, 2001 .364
4. Chris Powell, 1994 .357
5. Frank Valdez, 1995 .356

**RBI**

1. Beau Torbert, 2010 100
2. R. Abercrombie, 2010 90
3. **Jabari Henry, 2022 86**
4. Cesar Nicolas, 2012 82
5. Tim Pahuta, 2013 79

**Saves**

1. Kris Regas, 2008 30
2. Aaron Cotter, 2005 25
3. Jerrod Fuell, 2007 23
4. Alan DeRatt, 2013 22
5. M. Montgomery, 2005 18

**Runs Scored**

1. R. Abercrombie, 2010 89
2. G. Richardson, 2008 88
3. Brandon Sing, 2010 87
4. Joe Anthonson, 2010 81
5. Beau Torbert, 2010 79

**Stolen Bases**

1. Ralph Santana, 2006 40
2. Dan Motl, 2017 37
3. Mike Dumas, 1996 36
4. Mike Dumas, 1997 35
5. Burt Reynolds, 2017 34
- R. Abercrombie, 2010 34

**Games Pitched**

1. Kyle Schepel, 2018 50
2. George Sherrill, 2001 48
3. **Charlie Hasty, 2022 46**
4. Jose Ortega, 2017 45
5. Josh Ferrell, 2016 43
- Kyle Mertins, 2012 43
- Dan Cooper, 2012 43
- John Wesley, 2005 43

**Hits**

1. Beau Torbert, 2010 155
2. N. Van Stratten, 2013 143
3. C. Peterson, 2001 136
4. Felix Pagan, 2001 127
5. Brian Humphries, 2015 126

**ERA**

1. Rob Andrackin, 1994 1.12
2. Grady Wood, 2017 2.21
3. Jamie Ybarra, 1994 2.31
4. Joe Bircher, 2016 2.54
5. Rich Hyde, 1996 2.72

**Innings Pitched**

1. Ben Moore, 2013 155.1
- Kyle Ruwe, 2013 155.1
3. Ben Moore, 2011 145.0
4. Kyle Ruwe, 2014 143.0
5. Rich Hyde, 2000 140.1

**Doubles**

1. Beau Torbert, 2010 38
2. Chad Hermansen, 2006 35
3. Jose Viera, 2002 34
4. Felix Pagan, 2001 33
5. Two tied with 32

**Wins**

1. Ben Moore, 2011 13
- Ryan Ford, 2008 13
3. Ryan Rodriguez, 2010 12
- Pat Mahomes, 2007 12
- Scott Martin, 2001 12

**Walks**

1. Ryan Shaver, 2010 64
2. Matt Wickswat, 2014 60
3. Adam Champion, 2013 58
4. Chris Salberg, 2011 57
5. Chris Salberg, 2010 55

**Triples**

1. N. Van Stratten, 2013 14
2. Dan Motl, 2017 9
- Patrick Reilly, 2008 9
- T. Pendergrass, 2003 9
5. Two tied with 7

**Losses**

1. Jeremy Strawn, 2015 13
2. **Joey Pulido, 2022 12**
3. Adam Champion, 2013 11
4. Mark Seyler, 2019 10
- S. Bougher, 2016 10
- Peter Gehle, 2012 10
- Brandon Rapoza, 2011 10
- Ryan Ford, 2009 10
- Micah Posey, 2007 10

**Strikeouts**

1. Ben Moore, 2011 144
2. Ben Moore, 2013 131
3. Ben Moore, 2010 126
4. Grady Wood, 2017 117
5. Tyler Garkow, 2021 114

**Home Runs**

1. **Jabari Henry, 2022 29**
- Jabari Henry, 2017 29
- Tim Pahuta, 2013 29
4. Brandon Sing, 2010 27
- J. Swinton, 2001 27

All-time AA record - 17 seasons, 714-922, .436 winning pct.

Opponent	Record	Pct.	Opponent	Record	Pct.	Opponent	Record	Pct.
Amarillo	7-13	.350	Kane County	3-9	.333	Road Teams	15-4	.790
Chicago	14-24	.368	Kansas City	28-56	.333	St. Joe	26-18	.591
Cleburne	13-23	.361	Lake Country	2-4	.333	St. Paul	100-125	.444
Coastal Bend	0-6	.000	Laredo	5-15	.250	Shreveport	9-5	.643
El Paso	20-9	.689	Lincoln	78-111	.413	Sioux City	115-133	.464
Fargo	50-85	.370	Milwaukee	9-18	.333	Texas/G.P.	34-26	.567
Fort Worth	10-11	.476	New Jersey	1-2	.333	Trois-Rivieres	1-2	.333
Gary	50-55	.478	Pensacola	9-6	.600	Wichita	43-57	.430
Joplin	3-3	.500	Quebec	5-2	.714	Winnipeg	60-98	.380

Most wins vs. opponent, season: 17, vs. St. Joe, 2007.

Most losses vs. opponent, season: 16, vs. Lincoln, 2006.

Highest winning % vs. opponent, season (min. 7 games): .846 (11-2) vs. Texas, 2019.

Lowest winning % vs. opponent, season (min. 7 games): .000 (0-7) vs. Fargo, 2019.

**AMERICAN ASSOCIATION CAREER RECORDS**

**Games - Position Player**

1. Jabari Henry, 2017-18, 2020-22	404
2. Trevor Lawhorn, 2007, 2009-12	392
3. Joe Anthonson, 2009-12	373
4. Tim Hutting, 2008-10	285
5. Mike Hart, 2018-21	273

**Batting Average (min. 600 at-bats)**

1. Beau Torbert, 2008-10	.358
2. Wyatt Ulrich, 2021-22	.33175
3. Alay Lago, 2019-2020	.33170
4. Brandon Sing, 2010-11	.326
5. Abner Arroyo, 2006-07	.323

**Runs Scored**

1. Jabari Henry, 2017-18, 2020-22	283
2. Joe Anthonson, 2009-12	238
3. Trevor Lawhorn, 2007, 2009-12	218
4. Reggie Abercrombie, 2010-13	192
5. Beau Torbert, 2008-10	179

**Hits**

1. Jabari Henry, 2017-18, 2020-22	416
2. Joe Anthonson, 2009-12	413
Trevor Lawhorn, 2007, 2009-12	413
4. Beau Torbert, 2008-10	355
5. Reggie Abercrombie, 2010-13	316

**Doubles**

1. Trevor Lawhorn, 2007, 2009-12	93
2. Jabari Henry, 2017-18, 2020-22	70
3. Beau Torbert, 2008-10	68
4. Brandon Sing, 2010-11	60
5. Reggie Abercrombie, 2010-13	59

**Home Runs**

1. Jabari Henry, 2017-18, 2020-22	101
2. Beau Torbert, 2008-10	55
3. Reggie Abercrombie, 2010-13	54
4. Brandon Sing, 2010-11	51
5. Trevor Lawhorn, 2007, 2009-12	43

**RBI**

1. Jabari Henry, 2017-18, 2020-22	318
2. Beau Torbert, 2008-10	231
3. Reggie Abercrombie, 2010-13	213
4. Trevor Lawhorn, 2007, 2009-12	209
5. David Bergin, 2015-16, 2018	174

**Stolen Bases**

1. Reggie Abercrombie, 2010-13	76
2. Dan Mott, 2017-18	59
3. Burt Reynolds, 2017-19	51
4. Blake Schmit, 2016-18	49
5. Chris Grayson, 2015-16, 2018	43

**Games - Pitcher**

1. Kris Regas, 2007-09, 2016, 2021	125
2. Ben Moore, 2008-11, 2013-14	122
3. Ryan Grant, 2008-11	108
4. Alan DeRatt, 2012-14	107
5. James Jones, 2015-18	103

**ERA (minimum 150 innings pitched)**

1. Kris Regas, 2007-09, 2016, 2021	3.03
2. Ryan Ford, 2007-09	3.82
3. Pat Mahomes, 2007-09	3.84
4. Joe Bircher, 2014-18	3.87
5. Lenny Bays, 2006-08	4.00

**Wins**

1. Ben Moore, 2008-11, 2013-14	55
2. Pat Mahomes, 2007-09	24
3. Ryan Ford, 2007-09	23
4. Joe Bircher, 2014-18	22
5. Kyle Ruwe, 2011, 2013-14	21

**Losses**

1. Ben Moore, 2008-11, 2013-14	42
2. Joe Bircher, 2014-18	28
3. Ryan Ford, 2007-09	21
Travis Kane, 2008-10	21
5. Kyle Ruwe, 2011, 2013-14	20

**Games Started**

1. Ben Moore, 2008-11, 2013-14	121
2. Joe Bircher, 2014-18	82
3. Kyle Ruwe, 2011, 2013-14	58
4. Ryan Ford, 2007-09	56
5. Ty Culbreth, 2020-22	45

**Innings Pitched**

1. Ben Moore, 2008-11, 2013-14	797.1
2. Joe Bircher, 2014-18	500.1
3. Kyle Ruwe, 2011, 2013-14	397.2
4. Ryan Ford, 2007-09	353.2
5. Pat Mahomes, 2007-09	309.0

**Saves**

1. Aaron Cotter, 2009-11	47
2. Kris Regas, 2007-09, 2016, 2021	46
3. Alan DeRatt, 2012-14	41
4. Jerrod Fuell, 2007	23
5. Jose Ortega, 2016-17	22

**Strikeouts**

1. Ben Moore, 2008-11, 2013-14	701
2. Joe Bircher, 2014-18	339
3. Kris Regas, 2007-09, 2016, 2021	247
4. Pat Mahomes, 2007-09	246
5. Ryan Ford, 2007-09	199

# WINNIPEG GOLDEYES

2022 Results: 53-47, 3rd place, West

One Portage Ave. East, Winnipeg, MB R3B 3N3.

Phone: (204) 982-2273.

Web: Goldeyes.com.

Twitter: @Wpg\_Goldeyes.

Facebook.com/WinnipegGoldeyes.



**FRONT OFFICE**

**Principal Owner/President:** Sam Katz.

**General Manager:** Andrew Collier.

**Vice President/COO:** Regan Katz.

**CFO:** Jason McRae-King.

**Director, Sales & Marketing:** Dan Chase.

**Box Office Manager:** Paul Duque.

**Food & Beverage:** Melissa Schlichting.

**Account Executives:** Will Sutton, Sylvia Boslovitch.

**Group Sales:** Ed Doiron.

**Digital Media Manager:** Jason Young.

**Retail Manager:** Alex Baronins.

**Junior Accountant:** T.J. Singh.

**Facility Manager:** Don Ferguson.

**Front Office Reception:** Lindsay Jestin.

**FIELD STAFF**

**Manager:** Greg Tagert.

**Hitting Coach:** Amos Ramon.

**Pitching Coach:** Tom Thornton.

**GAME-DAY INFORMATION**

**Stadium:** Shaw Park.

**Year Built:** 1999. **Capacity:** 7,481.

**Outfield Dimensions:** 325-400-325.


**Broadcaster:** Doug Greenwald.

**Games Broadcast:** All.

**Outlets:** CJNU 93.7-FM, cjnu.ca.

**Visiting Club Hotel:** Radisson Hotel Winnipeg Downtown, 288 Portage Avenue, Winnipeg, MB R3C 0B8. **Telephone:** (204) 975-6221.

**FIELD MANAGER - GREG TAGERT**



Entering his 27th year managing independent baseball, Greg Tagert returns to the American Association for his first season with the Winnipeg Goldeyes in 2023.

Previously, Tagert managed the Gary SouthShore RailCats while the club was in the AAPB and the Northern League, winning league championships in 2005, 2007 and 2013. He was also the AAPB's Manager of the Year in 2016.

Prior to Gary, the Vacaville, Calif., native spent ten seasons managing in the independent Frontier and Prairie Leagues.

**American Association Managerial History**

Year	Club	League	Affiliate	Level	Record	Finish	Playoffs
2011	Gary	Amer. Assoc.	--	Ind.	54-46	5th (14)	
2012	Gary	Amer. Assoc.	--	Ind.	50-50	8th (13)	
2013	Gary	Amer. Assoc.	--	Ind.	58-41	3rd (13)	Lg. Champions
2014	Gary	Amer. Assoc.	--	Ind.	53-47	5th (12)	
2015	Gary	Amer. Assoc.	--	Ind.	45-55	T-9th (13)	
2016	Gary	Amer. Assoc.	--	Ind.	52-48	T-6th (12)	
2017	Gary	Amer. Assoc.	--	Ind.	57-43	T-4th (12)	Lost Semis
2018	Gary	Amer. Assoc.	--	Ind.	59-41	T-4th (12)	Lost Semis
2019	Gary	Amer. Assoc.	--	Ind.	40-59	T-8th (12)	
2021	Gary	Amer. Assoc.	--	Ind.	39-61	10th (12)	

## 2023 SCHEDULE

### Standard home game times:

Mon-Fri 6:30, Sat 6:00, Sun 1:00.

### Other home game times:

Thursday, May 25: 11:00 a.m.

Wednesday, June 7: 11:00 a.m.

Monday, July 31: 5:30.

### May

Thu 11 @ Gary  
 Sat 13 - Sun 14 @ Gary  
 Mon 15 - Wed 17 @ Fargo  
**Fri 19 - Sun 21 Lake Country**  
**Tue 23 - Thu 25 Kane County**  
**Fri 26 - Sun 28 Sioux Falls**  
 Tue 30 - Wed 31 @ Chicago

### June

Thu 1 @ Chicago  
 Fri 2 - Sun 4 @ Lake Country  
**Tue 6 - Thu 8 Chicago**  
**Fri 9 - Sun 11 Kane County**  
 Tue 13 - Thu 15 @ Sioux Falls  
 Fri 16 - Sun 18 @ Kane County  
**Tue 20 - Thu 22 Lincoln**  
**Fri 23 - Sun 25 Gary**  
 Mon 26 - Thu 29 @ Lincoln  
 Fri 30 @ Kansas City

### July

Sat 1 - Sun 2 @ Kansas City  
 Mon 3 - Wed 5 @ Sioux City  
**Fri 7 - Sun 9 Milwaukee**  
**Tue 11 - Sun 16 Cleburne**  
 Thu 20 - Sun 23 @ Milwaukee  
**Tue 25 - Thu 27 Sioux City**  
**Fri 28 - Mon 31 Fargo**

### August

Tue 1 - Sun 6 @ Kansas City  
**Tue 8 - Thu 10 Lincoln**  
**Fri 11 - Sun 13 Fargo**  
 Tue 15 - Thu 17 @ Sioux City  
 Fri 18 - Sun 20 @ Lincoln  
**Mon 21 - Thu 24 Sioux Falls**  
**Fri 25 - Sun 27 Kansas City**  
 Tue 29 - Wed 30 @ Sioux Falls

### September

Fri 1 - Mon 4 @ Fargo

## YEARLY RESULTS

Year	League	W	L	Pct.	Place	Attendance	Manager
1994	Northern	43	37	.538	4th (6)	212,571	Doug Simunic
1995	Northern	47	38	.553	2nd (6)	196,460	Doug Simunic
1996	Northern	50	34	.595	2nd (8)	171,351	Hal Lanier
1997	Northern	53	30	.639	1st (8)	171,240	Hal Lanier
1998	Northern	58	28	.674	2nd (8)	159,512	Hal Lanier
1999	Northern	48	38	.558	3rd (8)	248,488	Hal Lanier
2000	Northern	48	38	.558	2nd (8)	271,513	Hal Lanier
2001	Northern	52	38	.578	T-2nd (8)	292,095	Hal Lanier
2002	Northern	56	33	.629	1st (10)	303,786	Hal Lanier
2003	Northern	55	34	.618	2nd (10)	300,760	Hal Lanier
2004	Northern	56	39	.589	3rd (10)	323,241	Hal Lanier
2005	Northern	47	48	.495	T-6th (12)	322,758	Hal Lanier
2006	Northern	52	44	.542	2nd (8)	312,213	Rick Forney
2007	Northern	52	43	.542	3rd (8)	300,213	Rick Forney
2008	Northern	51	35	.531	3rd (6)	284,398	Rick Forney
2009	Northern	55	41	.573	2nd (6)	278,099	Rick Forney
2010	Northern	46	53	.465	6th (8)	271,399	Rick Forney
2011	American Association	60	40	.600	2nd (14)	275,521	Rick Forney
2012	American Association	55	45	.550	2nd (13)	285,263	Rick Forney
2013	American Association	56	44	.560	4th (13)	276,359	Rick Forney
2014	American Association	63	37	.630	2nd (12)	258,429	Rick Forney
2015	American Association	47	52	.475	7th (13)	258,922	Rick Forney
2016	American Association	58	42	.580	3rd (12)	231,206	Rick Forney
2017	American Association	62	38	.620	1st (12)	219,556	Rick Forney
2018	American Association	41	59	.410	9th (12)	219,370	Rick Forney
2019	American Association	57	43	.570	T-5th (12)	195,787	Rick Forney
2020	American Association	29	31	.483	4th (6)	15,315*	Rick Forney
2021	American Association	50	49	.505	8th (12)	52,014	Rick Forney
2022	American Association	53	47	.530	T-5th (12)	163,893	Rick Forney

\* - 28 openings, all at Fargo-Moorhead.

## 2022 STATISTICS

vs. Chicago: 4-2

vs. Cleburne: 5-1

vs. Fargo-Moorhead: 5-7

vs. Gary SouthShore: 5-2

vs. Kane County: 4-2

vs. Kansas City: 2-10

vs. Lake Country: 4-2

vs. Lincoln: 7-5

vs. Milwaukee: 4-2

vs. Sioux City: 5-8

vs. Sioux Falls: 8-6

Player	POS	AVG	G	AB	R	H	2B	3B	HR	RBI	BB	HBP	SO	SB	CS	DP	E
Bohning, Brandon	IF	.063	6	16	0	1	0	0	0	1	0	2	3	0	0	0	0
Conners, Dakota	IF	.000	7	9	0	0	0	0	0	0	1	1	4	0	0	0	0
Crouse, Michael	OF	.148	9	27	4	4	1	0	0	2	8	0	14	0	2	1	1
Gonzalez, Hidekel	C	.188	62	191	33	36	12	0	9	28	22	3	58	1	1	3	2
Hill, Logan	OF	.222	82	266	41	59	13	1	17	44	40	4	112	0	0	9	1
Lachance, Kevin	IF	.262	81	294	45	77	15	1	5	24	30	0	57	6	3	6	7
Martinez, Andrew	IF	.179	17	39	9	7	1	0	3	8	9	0	14	0	0	0	2
Murphy, Max	OF	.308	100	403	76	124	17	4	31	97	27	8	103	6	1	18	2
Navarro, Raul	IF	.335	91	370	75	124	24	4	6	51	31	6	65	18	3	7	15
Pompey, Tristan	OF	.318	7	22	4	7	1	0	0	0	5	0	7	0	0	1	0
Pruitt Jr., Reggie	OF	.259	80	263	58	68	9	0	13	41	38	8	101	32	2	3	4
Rhinesmith, Jacob	OF	.276	25	87	9	24	5	0	2	10	9	0	20	0	0	2	0
Rivera, Eric	OF	.283	79	276	50	78	11	2	3	32	52	9	36	23	6	7	2
Sagdal, Ian	IF	.317	98	372	70	118	29	1	6	69	53	4	73	5	1	10	8
Stafford Jr., Deon	C	.247	74	255	39	63	19	0	8	37	15	6	65	0	1	4	5
Thompson, Justin	IF	.178	31	90	12	16	3	1	3	16	10	1	25	0	0	2	3
Washington, David	IF	.272	99	367	62	100	17	0	30	80	53	3	132	13	3	4	9

Pitcher	G	GS	CG	IP	H	R	ER	BB	SO	W	L	SV	2B	3B	ERA
Adames, Freisis	17	15	0	81.2	78	51	46	33	71	8	4	0	24	1	5.07
Blanton, Bryan	39	0	0	33.2	16	12	8	31	48	1	2	0	1	0	2.14
Bourassa, Landen	16	14	0	87.1	110	47	42	27	57	5	5	1	15	0	4.33
Hart, Alex	8	6	0	19.2	24	19	17	12	11	0	2	0	6	1	7.78
Lucas, Josh	8	8	0	41.2	40	27	27	19	34	1	2	0	8	0	5.83
Manasa, Alex	19	19	1	90.0	127	71	62	32	64	4	6	0	23	2	6.20
Martinez, R.J.	21	12	0	83.2	94	48	45	32	71	8	5	0	13	2	4.84
McAffer, Will	12	0	0	11.2	4	3	2	5	16	1	0	1	0	0	1.54
Murphy, Max	7	0	0	6.0	8	7	7	5	7	0	0	0	0	0	10.50
Pinales, Erasmo	45	0	0	41.1	31	24	19	28	57	2	3	3	4	1	4.14
Ramirez, Luis	21	21	0	125.2	133	66	63	33	133	10	7	0	24	2	4.51
Ryan, Zac	32	0	0	29.0	26	13	12	16	33	2	1	0	3	0	3.72
Schwendel, Paul	7	0	0	6.1	9	5	4	2	5	1	1	0	0	0	5.68
Seabrooke, Travis	60	0	0	53.0	68	33	28	23	49	3	2	0	12	0	4.76
Smith, Brendan	4	0	0	4.0	8	6	6	6	1	0	0	0	0	0	13.50
Smith, Jaylen	13	0	0	13.2	13	9	7	8	13	0	0	0	1	0	4.61
Strobel, Tasker	53	0	0	55.1	53	29	21	21	58	2	3	21	6	0	3.42
Vargas, Jhon	36	5	0	58.1	52	32	31	36	59	5	3	0	8	2	4.78
Vasquez, Jose	10	0	0	16.0	19	10	10	2	20	0	1	0	1	0	5.63

## AAPB PLAYOFF HISTORY

Year	Round	Opponent	Result	Year	Round	Opponent	Result
2011	Semis	St. Paul	L 3-2	2016	Semis	St. Paul	W 3-2
2012	Semis	Fargo-Moorhead	W 3-0		<b>Finals</b>	<b>Wichita</b>	<b>W 3-2</b>
	<b>Finals</b>	<b>Wichita</b>	<b>W 3-0</b>	2017	Semis	Lincoln	W 3-1
2014	Semis	Lincoln	L 3-2		<b>Finals</b>	<b>Wichita</b>	<b>W 3-2</b>
				2022	Quarters	Fargo-Moorhead	L 2-1



## SINGLE-SEASON RECORDS

## Batting Average

1. Terry Lee, 1995	.373
2. Brian Duva, 1998	.367
3. Casey Haerther, 2014	.360
Tyler Kuhn, 2014	.360
5. C. Cappuccio, 2001	.359

## RBI

1. Kyle Martin, 2021	106
<b>2. Max Murphy, 2022</b>	<b>97</b>
3. Juan Diaz, 2009	90
4. Terry Lee, 1996	88
5. R. Abercrombie, 2017	82

## Saves

1. Victor Capellan, 2019	27
2. Victor Capellan, 2018	22
Oscar Montero, 2004	22
<b>4. Tasker Strobel, 2022</b>	<b>21</b>
Ryan Chaffee, 2017	21

## Runs Scored

1. Fehlandt Lentini, 2006	93
2. Andrew Sohn, 2017	88
Terry Lee, 1997	88
4. Fehlandt Lentini, 2007	86
5. Three tied with	83

## Stolen Bases

1. Fehlandt Lentini, 2006	57
2. Brian Duva, 1997	55
3. Adam Heisler, 2015	44
4. Fehlandt Lentini, 2007	42
5. Ralph Santana, 2005	41
Kevin Dattola, 1995	41

## Hits

1. Tyler Kuhn, 2014	148
2. Casey Haerther, 2014	140
3. Fehlandt Lentini, 2006	136
C. Cappuccio, 2001	136
5. Price Kendall, 2011	135

## ERA

1. Rick Forney, 1999	2.13
2. Rafael Gross, 2003	2.28
3. B. Madritsch, 2002	2.30
Rafael Gross, 2001	2.30
5. Matt Rusch, 2012	2.39

## Doubles

1. C. Cappuccio, 2001	39
2. Fehlandt Lentini, 2007	36
3. P. Scalabrini, 2004	34
4. David Bergin, 2017	33
5. Fehlandt Lentini, 2006	32

## Wins

1. Rafael Gross, 2001	14
2. Mitch Lambson, 2019	13
Kevin McGovern, 2017	13
Rafael Gross, 2003	13
5. Four tied with	12

## Triples

1. Fehlandt Lentini, 2006	13
2. Brent Sachs, 1999	9
3. Fehlandt Lentini, 2008	8
4. Six tied with	7

## Losses

1. Kevin McGovern, 2018	12
2. Alex Boshers, 2018	10
<b>3. Eduard Reyes, 2021</b>	<b>9</b>
Chris Salamida, 2010	9
Shawn Olney, 1999	9

## Home Runs

<b>1. Max Murphy, 2022</b>	<b>31</b>
Kyle Martin, 2021	31
<b>3. D. Washington, 2022</b>	<b>30</b>
4. Juan Diaz, 2009	29
Sean Hearn, 1998	29

## Games Pitched

<b>1. Travis Seabrooke, 2022</b>	<b>60</b>
Jack Charleston, 2018	60
3. Brendan Lafferty, 2015	58
4. Brendan Lafferty, 2014	55
<b>5. Tasker Strobel, 2022</b>	<b>53</b>
Brendan Lafferty, 2013	53

## Innings Pitched

1. M. Lambson, 2019	150.2
2. Ace Walker, 2009	149.0
Roger Luque, 2004	149.0
4. Matt Rusch, 2013	144.2
5. K. McGovern, 2018	144.1

## Walks

1. Joel Posey, 2007	65
2. Jamie Ybarra, 1997	62
3. Eduard Reyes, 2021	60
4. Stephen Flake, 2010	55
Matt Jarvis, 1997	55
Mike Bailey, 1996	55

## Strikeouts

1. B. Madritsch, 2002	153
2. J. Zimmerman, 1997	140
<b>3. Luis Ramirez, 2022</b>	<b>133</b>
M. Lambson, 2019	133
4. K. McGovern, 2018	129

## AMERICAN ASSOCIATION CAREER RECORDS

## Games - Position Player

1. Reggie Abercrombie, 2014-19	539
2. Josh Mazzola, 2012-15, 2018	493
3. Luis Alen, 2011-15	479
4. Wes Darvill, 2016-17, 2019-21	411
5. Casey Haerther, 2013-15	294

## Games - Pitcher

1. Victor Capellan, 2016-20	183
2. Brendan Lafferty, 2013-15	166
3. Kaohi Downing, 2012-14	113
4. Travis Seabrooke, 2021-22	104
5. Chris Kissock, 2013-14	97

## Batting Average (min. 600 at-bats)

1. Casey Haerther, 2013-15	.326
2. Raul Navarro, 2021-22	.324
3. Adam Heisler, 2015-16	.315
4. Josh Romanski, 2016-19	.309
5. David Rohm, 2016-17	.308

## ERA (minimum 150 innings pitched)

1. Victor Capellan, 2016-20	2.50
2. Nick Hernandez, 2014-15	3.16
3. Brendan Lafferty, 2013-15	3.19
4. Matt Rusch, 2012-13	3.27
5. Chris Salamida, 2011-14	3.42

## Runs Scored

1. Reggie Abercrombie, 2014-19	371
2. Josh Mazzola, 2012-15, 2018	310
3. Wes Darvill, 2016-17, 2019-21	251
4. Luis Alen, 2011-15	212
5. Josh Romanski, 2016-19	194

## Wins

1. Kevin McGovern, 2016-20	39
2. Mitch Lambson, 2017-20	32
3. Chris Salamida, 2011-14	30
4. Edwin Carl, 2015-18	28
5. Matt Jackson, 2013-15	22

## Hits

1. Reggie Abercrombie, 2014-19	620
2. Josh Mazzola, 2012-15, 2018	523
3. Luis Alen, 2011-15	510
4. Wes Darvill, 2016-17, 2019-21	453
5. Casey Haerther, 2013-15	385

## Losses

1. Kevin McGovern, 2016-20	26
2. Mitch Lambson, 2017-20	17
3. Chris Salamida, 2011-14	16
4. Edwin Carl, 2015-18	15
Matt Jackson, 2013-15	15

## Doubles

1. Josh Mazzola, 2012-15, 2018	109
2. Reggie Abercrombie, 2014-19	86
3. Luis Alen, 2011-15	85
4. Wes Darvill, 2016-17, 2019-21	82
5. Casey Haerther, 2013-15	67

## Games Started

1. Kevin McGovern, 2016-20	88
2. Chris Salamida, 2011-14	69
3. Edwin Carl, 2015-18	53
4. Mitch Lambson, 2017-20	51
5. Matt Jackson, 2013-15	48

## Home Runs

1. Reggie Abercrombie, 2014-19	92
2. Josh Mazzola, 2012-15, 2018	90
3. Kyle Martin, 2019-21	61
4. Max Murphy, 2021-22	44
5. Casey Haerther, 2013-15	34

## Innings Pitched

1. Kevin McGovern, 2016-20	555.1
2. Mitch Lambson, 2017-19	402.0
3. Chris Salamida, 2011-14	419.0
4. Edwin Carl, 2015-18	336.1
5. Matt Jackson, 2013-15	286.1

## RBI

1. Reggie Abercrombie, 2014-19	393
2. Josh Mazzola, 2012-15, 2018	344
3. Luis Alen, 2011-15	247
4. Kyle Martin, 2019-21	224
5. Casey Haerther, 2013-15	217

## Saves

1. Victor Capellan, 2016-20	68
2. Jailen Peguero, 2015-16	23
3. Tasker Strobel, 2021	21
Ryan Chaffee, 2017	21
5. Chris Kissock, 2013-14	20

## Stolen Bases

1. Wes Darvill, 2016-17, 2019-21	108
2. Reggie Abercrombie, 2014-19	92
3. Adam Heisler, 2015-16	71
4. Casio Grider, 2015-17	48
5. Price Kendall, 2011-12	43

## Strikeouts

1. Kevin McGovern, 2016-20	489
2. Mitch Lambson, 2017-19	340
3. Edwin Carl, 2015-18	336
4. Chris Salamida, 2011-14	324
5. Matt Rusch, 2012-13	224

## All-time AA record - 12 seasons, 631-527, .545 winning pct.

Opponent	Record	Pct.	Opponent	Record	Pct.	Opponent	Record	Pct.
Amarillo	18-1	.947	Lake Country	4-2	.667	St. Paul	71-65	.522
Chicago	19-20	.487	Laredo	11-7	.611	Salina	3-0	1.000
Cleburne	12-10	.546	Lincoln	50-34	.595	Sioux City	52-53	.495
El Paso	2-1	.667	Milwaukee	13-11	.542	Sioux Falls	98-60	.620
Fargo	82-85	.491	New Jersey	4-2	.667	Texas/G.P.	19-4	.826
Gary	45-40	.529	Ottawa	3-3	.500	Trois-Rivieres	10-5	.667
Joplin	4-6	.400	Quebec	7-9	.438	Wichita	15-20	.429
Kansas City	31-33	.484	Rockland	2-1	.667			

Most wins vs. opponent, season: 13, several.

Most losses vs. opponent, season: 12, vs. Fargo, 2012.

Highest winning % vs. opponent, season (min. 7 games): .846 (11-2) vs. Sioux Falls, 2017.

Lowest winning % vs. opponent., season (min. 7 games): .167 (2-10) vs. Fargo, 2013.

## ALL-TIME AMERICAN ASSOCIATION HOME/ROAD RECORDS

## Cleburne

Year	Home	Pct.	Road	Pct.
2017	30-30	.500	17-23	.425
2018	21-30	.412	12-36	.250
2019	31-19	.620	26-24	.520
2021	32-24	.571	22-22	.520
2022	23-27	.460	27-23	.540
<b>Total</b>	<b>137-130</b>	<b>.513</b>	<b>104-128</b>	<b>.448</b>

## Chicago

Year	Home	Pct.	Road	Pct.
2018	24-24	.500	21-30	.412
2019	29-20	.592	30-21	.588
2020	13-15	.464	13-17	.433
2021	35-18	.660	28-19	.596
2022	25-25	.500	29-21	.580
<b>Total</b>	<b>126-102</b>	<b>.552</b>	<b>121-108</b>	<b>.528</b>

## Fargo-Moorhead

Year	Home	Pct.	Road	Pct.
2011	30-20	.600	14-36	.280
2012	32-18	.640	33-17	.660
2013	32-18	.640	30-20	.600
2014	24-26	.480	19-30	.388
2015	22-28	.440	22-28	.440
2016	30-20	.600	22-28	.440
2017	27-26	.509	30-17	.638
2018	26-23	.531	25-26	.490
2019	34-16	.680	29-21	.580
2020	16-14	.533	12-18	.400
2021	36-17	.679	25-21	.543
2022	33-17	.660	31-19	.620
<b>Total</b>	<b>342-243</b>	<b>.585</b>	<b>292-281</b>	<b>.510</b>

## Gary SouthShore

Year	Home	Pct.	Road	Pct.
2011	32-18	.640	22-28	.440
2012	28-22	.560	22-28	.440
2013	32-18	.640	26-23	.531
2014	25-25	.500	28-22	.560
2015	23-27	.460	22-28	.440
2016	27-23	.540	25-25	.500
2017	29-25	.537	28-18	.609
2018	30-20	.600	29-21	.580
2019	22-28	.440	18-31	.367
2021	21-33	.389	18-28	.391
2022	16-35	.314	26-23	.531
<b>Total</b>	<b>285-274</b>	<b>.510</b>	<b>264-275</b>	<b>.490</b>

## Kane County

Year	Home	Pct.	Road	Pct.
2021	23-30	.434	21-25	.457
2022	27-23	.540	27-23	.540
<b>Total</b>	<b>50-53</b>	<b>.434</b>	<b>21-25</b>	<b>.457</b>

## Kansas City

Year	Home	Pct.	Road	Pct.
2011	24-26	.480	24-26	.480
2012	25-25	.500	26-24	.520
2013	19-31	.380	21-29	.420
2014	29-22	.569	19-30	.388
2015	23-29	.442	26-21	.553
2016	24-26	.480	18-32	.360
2017	31-22	.585	26-21	.553
2018	32-17	.653	30-20	.600
2019	31-19	.620	27-23	.540
2021	44-11	.800	25-20	.540
2022	36-14	.720	29-21	.580
<b>Total</b>	<b>318-242</b>	<b>.568</b>	<b>271-267</b>	<b>.504</b>

## Lincoln

Year	Home	Pct.	Road	Pct.
2006	35-13	.729	30-18	.625
2007	31-17	.646	26-19	.577
2008	27-21	.563	23-24	.489
2009	27-21	.563	22-26	.458
2010	28-20	.583	23-25	.479
2011	27-22	.551	24-26	.480
2012	24-26	.480	17-33	.340
2013	28-22	.560	21-29	.420
2014	28-23	.549	26-23	.531
2015	20-30	.400	14-36	.280
2016	25-25	.500	27-23	.540
2017	35-17	.673	23-24	.489
2018	28-22	.560	23-36	.469
2019	27-22	.551	13-37	.260
2021	32-24	.571	21-23	.477
2022	24-26	.480	25-25	.500
<b>Total</b>	<b>446-351</b>	<b>.560</b>	<b>368-417</b>	<b>.469</b>

## Milwaukee

Year	Home	Pct.	Road	Pct.
2019	16-33	.327	22-29	.431
2020	17-13	.567	17-13	.567
2021	33-20	.623	17-13	.567
2022	31-19	.620	22-28	.440
<b>Total</b>	<b>97-85</b>	<b>.533</b>	<b>78-83</b>	<b>.485</b>

## ALL-TIME AMERICAN ASSOCIATION HOME/ROAD RECORDS

## Sioux City

Year	Home	Pct.	Road	Pct.
2006	27-21	.563	16-32	.333
2007	19-29	.396	21-27	.438
2008	29-21	.580	23-23	.500
2009	19-29	.396	21-27	.438
2010	27-20	.575	22-27	.449
2011	31-19	.620	19-30	.388
2012	24-26	.480	21-29	.420
2013	21-29	.420	21-29	.420
2014	21-29	.420	26-24	.520
2015	37-13	.740	38-12	.760
2016	32-18	.640	22-28	.440
2017	22-28	.440	24-26	.480
2018	32-18	.640	39-11	.780
2019	33-17	.660	24-26	.480
2021	32-23	.582	21-23	.477
2022	23-25	.479	26-26	.500
<b>Total</b>	<b>429-365</b>	<b>.540</b>	<b>384-400</b>	<b>.490</b>

## Winnipeg

Year	Home	Pct.	Road	Pct.
2011	33-17	.660	27-23	.540
2012	26-24	.520	29-21	.580
2013	28-22	.560	28-22	.560
2014	30-20	.600	33-17	.660
2015	22-27	.449	25-25	.500
2016	29-21	.580	29-21	.581
2017	36-17	.679	26-21	.553
2018	21-29	.420	20-30	.400
2019	34-17	.667	23-26	.469
2020*	15-15	.500	14-16	.467
2021	30-22	.577	20-27	.467
2022	29-21	.580	24-26	.480
<b>Total</b>	<b>333-252</b>	<b>.569</b>	<b>298-285</b>	<b>.511</b>

\* - 2020 home games played at Fargo-Moorhead.

## Sioux Falls

Year	Home	Pct.	Road	Pct.
2006	19-29	.396	15-33	.313
2007	27-21	.563	26-22	.542
2008	36-12	.750	24-24	.500
2009	22-26	.458	18-30	.375
2010	39-9	.813	24-24	.500
2011	23-27	.460	19-30	.388
2012	28-22	.560	17-33	.340
2013	21-29	.420	21-29	.420
2014	21-28	.429	12-39	.235
2015	16-34	.320	23-26	.469
2016	23-27	.460	17-33	.340
2017	24-27	.471	21-28	.429
2018	20-30	.400	20-30	.400
2019	23-27	.460	15-35	.300
2020	16-14	.533	15-13	.536
2021	22-36	.533	14-28	.333
2022	20-31	.392	13-36	.265
<b>Total</b>	<b>400-429</b>	<b>.483</b>	<b>314-493</b>	<b>.389</b>

## SEASONS IN REVIEW

## 2006

North Division	W	L	Pct.	GB	Attend.	Manager
Lincoln Saltdogs	65	31	.677	--	190,873	Tim Johnson
St. Paul Saints	54	42	.563	11	288,171	George Tsamis
St. Joe Blacksnakes	49	46	.516	15.5	59,264	Chris Carminucci
Sioux City Explorers	43	53	.448	22	88,408	Ed Nottle
Sioux Falls Canaries	34	62	.354	31	120,536	Mike Pinto
South Division	W	L	Pct.	GB	Attend.	Manager
Fort Worth Cats	56	39	.589	--	177,894	Stan Hough
Shreveport Sports	54	39	.581	1	53,107	Bob Flori
Coastal Bend Aviators	49	47	.510	7.5	85,862	John Harris
Pensacola Pelicans	39	57	.406	17.5	78,755	Kash Beauchamp
El Paso Diablos	33	60	.355	22	155,651	Mike Marshall/ Carlos Sepulveda/ Butch Henry

**Semifinals:** St. Paul 3 games, Lincoln 1; Fort Worth 3 games, Shreveport 2.

**Finals:** Fort Worth 3 games, St. Paul 2.

## 2006 League Leaders

<b>BA:</b> Pichi Balet, Lincoln, .378	<b>HR:</b> Wil Quintana, St. Joe, 21
<b>Runs:</b> Evan Tartaglia, C.B./Lincoln, 80	<b>Wins:</b> Cory Walters, Fort Worth, 14
<b>Hits:</b> Pichi Balet, Lincoln, 136	<b>SO:</b> Cory Walters, Fort Worth, 111
<b>RBI:</b> Pichi Balet, Lincoln, 82	<b>ERA:</b> Lindsay Gulin, Lincoln, 2.10

## 2006 All-Stars

<b>1B:</b> Pichi Balet, Lincoln	<b>C:</b> Chris Grossman, Sioux City
<b>2B:</b> Alex Llanos, Sioux City	<b>UTIL:</b> Jorge Alvarez, El Paso
<b>3B:</b> Trino Aguilar, Pensacola	<b>LHP:</b> Lindsay Gulin, Lincoln
<b>SS:</b> Carlos Mendoza, Pensacola	<b>RHP:</b> Cory Walters, Fort Worth
<b>OF:</b> Chad Hermansen, Sioux Falls	<b>Relief:</b> Tony Pierce, Pensacola
<b>OF:</b> Wil Quintana, St. Joe	<b>POY:</b> Pichi Balet, Lincoln
<b>OF:</b> Brian Sprout, St. Paul	<b>Mgr. of the Year:</b> Tim Johnson, Lincoln

## 2007

North Division	W	L	Pct.	GB	Attend.	Manager
Lincoln Saltdogs	57	36	.613	--	193,040	Tim Johnson
St. Paul Saints	57	39	.594	1.5	297,834	George Tsamis
Sioux Falls Canaries	53	43	.552	5.5	144,025	Steve Shirley
Sioux City Explorers	40	56	.417	18.5	92,786	Ed Nottle
St. Joe Blacksnakes	34	62	.354	24.5	30,244	Al Gallagher
South Division	W	L	Pct.	GB	Attend.	Manager
El Paso Diablos	56	40	.583	--	211,316	Butch Henry
Fort Worth Cats	53	40	.570	1.5	141,330	Stan Hough
Shreveport Sports	47	48	.495	8.5	57,085	Bob Flori
Coastal Bend Aviators	38	54	.413	16	58,715	John Harris
Pensacola Pelicans	39	56	.411	19	92,466	Mac Seibert

**Semifinals:** St. Paul 3 games, Lincoln 0; Fort Worth 3 games, El Paso 2.

**Finals:** Fort Worth 3 games, St. Paul 2.

## 2007 League Leaders

<b>BA:</b> Will Smith, Sioux Falls, .367	<b>HR:</b> Trino Aguilar, Pensacola, 16
<b>Runs:</b> Walter Olmsted, El Paso, 79	Marcel Longmire, St. Paul, 16
<b>Hits:</b> Jorge Alvarez, El Paso, 148	<b>Wins:</b> Pat Mahomes, Sioux Falls, 12
<b>RBI:</b> Jorge Alvarez, El Paso, 91	<b>SO:</b> Charlie Ruud, St. Paul, 110
	<b>ERA:</b> Lenny Bays, Sioux Falls, 2.90

## 2007 All-Stars

<b>1B:</b> Walter Olmsted, El Paso	<b>C:</b> Marcel Longmire, St. Paul
<b>2B:</b> Josh Patton, Lincoln	<b>Utility:</b> Jorge Alvarez, El Paso
<b>3B:</b> Trino Aguilar, Pensacola	<b>LHP:</b> Joel Kirsten, Fort Worth
<b>SS:</b> Albenis Machado, El Paso	<b>RHP:</b> Pat Mahomes, Sioux Falls
<b>OF:</b> Brian Fryer, Coastal Bend/Fort Worth	<b>Relief:</b> Jerrod Fuell, Sioux Falls
<b>OF:</b> Jorge Moreno, Sioux City	<b>POY:</b> Jorge Alvarez, El Paso
<b>OF:</b> Seth Pietsch, Lincoln	<b>Mgr. of the Year:</b> Butch Henry, El Paso

## 2008

North Division	W	L	Pct.	GB	Attend.	Manager
Sioux Falls Canaries	60	36	.625	--	150,837	Steve Shirley
Sioux City Explorers	52	44	.542	8	87,616	Les Lancaster
Lincoln Saltdogs	50	45	.526	9.5	182,852	Tim Johnson
Wichita Wingnuts	45	50	.474	14.5	146,408	Kash Beauchamp
St. Paul Saints	42	54	.438	18	286,796	George Tsamis
South Division	W	L	Pct.	GB	Attend.	Manager
Fort Worth Cats	60	36	.625	--	185,175	Chad Tredaway
Grand Prairie AirHogs	56	40	.583	4	143,627	Pete Incaviglia
El Paso Diablos	43	51	.457	16	182,380	Butch Henry
Pensacola Pelicans	43	53	.448	17	82,999	Mac Seibert
Shreveport Sports	26	68	.277	33	57,975	Terry Bevington/ Eddie Gerald

**Semifinals:** Sioux Falls 3 games, Sioux City 0; Grand Prairie 3 games, Fort Worth 1.

**Finals:** Sioux Falls 3 games, Grand Prairie 1.

## 2008 League Leaders

<b>BA:</b> Kevin Hooper, Wichita, .373	<b>HR:</b> Brandon Sing, Pensacola, 22
<b>Runs:</b> Grant Richardson, Sioux Falls, 88	<b>Wins:</b> Pedro Flores, Fort Worth, 14
<b>Hits:</b> Brian Fryer, Fort Worth, 133	<b>SO:</b> Thad Markray, Shreveport, 110
Kevin Hooper, Wichita, 133	<b>ERA:</b> Nick Singleton, Sioux City, 2.24
<b>RBI:</b> Brandon Sing, Pensacola, 86	

## 2008 All-Stars

<b>1B:</b> Brandon Sing, Pensacola	<b>C:</b> J.B. Tucker, Grand Prairie
<b>2B:</b> Brenan Herrera, Wichita	<b>Utility:</b> John Allen, Ft. Worth
<b>3B:</b> Grant Richardson, Sioux Falls	<b>LHP:</b> Joel Kirsten, Ft. Worth
<b>SS:</b> Kevin Hooper, Wichita	<b>RHP:</b> Nick Singleton, Sioux City
<b>OF:</b> Brian Fryer, Fort Worth	<b>Relief:</b> Kris Regas, Sioux Falls
<b>OF:</b> Brent Krause, St. Paul	<b>POY:</b> Beau Torbert, Sioux Falls
<b>OF:</b> Beau Torbert, Sioux Falls	<b>Mgr. of the Year:</b> Steve Shirley, Sioux Falls

## 2009

North Division	W	L	Pct.	GB	Attend.	Manager
Wichita Wingnuts	58	38	.604	--	161,170	Kevin Hooper
Lincoln Saltdogs	49	47	.510	9	172,445	Marty Scott
St. Paul Saints	49	47	.510	9	267,398	George Tsamis
Sioux City Explorers	40	56	.417	18	70,978	Les Lancaster
Sioux Falls Canaries	40	56	.417	18	132,529	Steve Shirley
South Division	W	L	Pct.	GB	Attend.	Manager
Fort Worth Cats	53	43	.552	--	177,807	Chad Tredaway
Pensacola Pelicans	53	43	.552	--	71,797	Talmadge Nunnari
Grand Prairie AirHogs	48	48	.500	5	141,132	Pete Incaviglia
Shreveport-Bossier Captains	48	48	.500	5	86,635	Ricky VanAsselberg
El Paso Diablos	42	54	.438	11	200,323	Butch Henry

**Semifinals:** Lincoln 3 games, Wichita 2; Pensacola 3 games, Fort Worth 1.

**Finals:** Lincoln 3 games, Pensacola 2.

## 2009 League Leaders

<b>BA:</b> Greg Porter, Wichita, .372	<b>HR:</b> Kelly Hunt, Wichita, 21
<b>Runs:</b> Cesar Nicolas, Grand Prairie, 83	Greg Porter, Wichita, 21
<b>Hits:</b> Greg Porter, Wichita, 140	<b>Wins:</b> Derek Blacksher, Wichita, 11
<b>RBI:</b> Cesar Nicolas, Grand Prairie, 103	<b>SO:</b> Ben Moore, Sioux Falls, 101
	<b>ERA:</b> Kyle Middleton, Pensacola, 1.75

## 2009 All-Stars

<b>1B:</b> John Allen, Fort Worth	<b>C:</b> Joe Muich, Wichita
<b>2B:</b> Antoin Gray, Pensacola	<b>Utility:</b> Chase Burch, Pensacola
<b>3B:</b> Cesar Nicolas, Grand Prairie	<b>LHP:</b> Brad Davis, Wichita
<b>SS:</b> Josh Horn, Wichita	<b>RHP:</b> Derek Blacksher, Wichita
<b>OF:</b> Brian Fryer, Fort Worth	<b>Relief:</b> Chris Thompson, El Paso/Lincoln
<b>OF:</b> Brent Krause, St. Paul	<b>POY:</b> Greg Porter, Wichita
<b>OF:</b> Greg Porter, Wichita	<b>Mgr. of the Year:</b> Kevin Hooper, Wichita

## 2010

North Division	W	L	Pct.	GB	Attend.	Manager
Sioux Falls Pheasants	63	33	.656	--	86,518	Steve Shirley
Lincoln Saltdogs	51	45	.531	12	163,676	Marty Scott
Wichita Wingnuts	50	46	.521	13	134,773	Kevin Hooper
Sioux City Explorers	49	47	.510	14	56,428	Les Lancaster
St. Paul Saints	45	51	.469	18	237,994	George Tsamis
South Division	W	L	Pct.	GB	Attend.	Manager
Shreveport-Bossier Captains	58	37	.611	--	71,468	Ricky VanAsselberg
Pensacola Pelicans	49	46	.516	9	50,608	Talmadge Nunnari
Grand Prairie AirHogs	43	52	.453	15	124,539	Pete Incaviglia
Fort Worth Cats	37	56	.398	20	122,062	Chad Tredaway
El Paso Diablos	31	63	.330	26.5	179,452	Butch Henry

**Semifinals:** Sioux Falls 3 games, Lincoln 0; Shreveport-Bossier 3 games, Pensacola 2.

**Finals:** Shreveport-Bossier 3 games, Sioux Falls 0.

## 2010 All-Stars

<b>1B:</b> Brandon Sing, Sioux Falls	<b>C:</b> Lou Palmisano, Pensacola
<b>2B:</b> Hector Bernal, El Paso/St. Paul	<b>Utility:</b> Chris Garcia, Shreveport
<b>3B:</b> Trevor Lawhorn, Sioux Falls	<b>LHP:</b> Chris Salberg, Sioux Falls
<b>SS:</b> David Espinosa, Grand Prairie	<b>RHP:</b> Ben Moore, Sioux Falls
<b>OF:</b> Reggie Abercrombie, Sioux Falls	<b>Relief:</b> Aaron Cotter, Sioux Falls
<b>OF:</b> Greg Porter, Grand Prairie	<b>POY:</b> Beau Torbert, Sioux Falls
<b>OF:</b> Beau Torbert, Sioux Falls	<b>Mgr. of the Year:</b> Steve Shirley, Sioux Falls

## 2010 League Leaders

<b>BA:</b> Beau Torbert, Sioux Falls, .394	<b>HR:</b> Brandon Sing, Sioux Falls, 27
<b>Runs:</b> Reggie Abercrombie, Sioux Falls, 89	<b>Wins:</b> Ryan Rodriguez, Sioux Falls, 12
<b>Hits:</b> Beau Torbert, Sioux Falls, 155	<b>SO:</b> Ben Moore, Sioux Falls, 126
<b>RBI:</b> Beau Torbert, Sioux Falls, 100	<b>ERA:</b> Nick Singleton, Wichita, 2.36

## 2011

North Division	W	L	Pct.	GB	Attend.	Manager
Winnipeg Goldeyes	60	40	.600	-	275,521	Rick Forney
St. Paul Saints	56	44	.560	4	240,206	George Tsamis
Fargo-Moorhead RedHawks	44	56	.440	16	175,918	Doug Simunic
Sioux Falls Pheasants	42	57	.425	18	76,549	Steve Shirley
Central Division	W	L	Pct.	GB	Attend.	Manager
Wichita Wingnuts	55	45	.550	-	138,865	Kevin Hooper
Gary SouthShore RailCats	54	46	.540	1	157,676	Greg Tagert
Lincoln Saltdogs	51	48	.515	3.5	157,647	Marty Scott
Sioux City Explorers	51	49	.510	4	64,000	Stan Cliburn
Kansas City T-Bones	48	52	.480	7	261,115	Tim Doherty
South Division	W	L	Pct.	GB	Attend.	Manager
Grand Prairie AirHogs	64	36	.640	-	117,861	Ricky VanAsselberg
Fort Worth Cats	48	52	.480	16	108,020	Stan Hough
Shreveport-Bossier Captains	45	55	.450	19	56,910	Vince Moore
Amarillo Sox	44	56	.440	20	138,865	John Harris
El Paso Diablos	37	63	.370	27	172,742	Jorge Alvarez

**Semifinals:** St. Paul 3 games; Winnipeg 2; Grand Prairie 3 games, Wichita 1.

**Finals:** Grand Prairie 3 games, St. Paul 2.

## 2011 All-Stars

<b>1B:</b> Trent Lockwood, Fort Worth	<b>C:</b> Kelley Gullede, Fort Worth
<b>2B:</b> Brad Boyer, Gary SouthShore	<b>P:</b> Ben Moore, Sioux Falls
<b>3B:</b> Juan Richardson, Wichita	<b>Relief:</b> Jon Hunton, Grand Prairie
<b>SS:</b> Josh Horn, Wichita	<b>Defensive POY:</b> Jonathan Van Every, SP
<b>OF:</b> Stephen Douglas, EP/GP	<b>Rookie:</b> Price Kendall, Winnipeg
<b>OF:</b> Ryan Patterson, FW/WIC/SP	<b>POY:</b> Lee Cruz, Amarillo
<b>OF:</b> Ray Sadler, Kansas City	<b>Mgr. of the Year:</b> Rick Forney, Winnipeg

## 2011 League Leaders

<b>BA:</b> Blake Gailen, Lincoln, .406	<b>HR:</b> Brandon Sing, Sioux Falls, 24
<b>Runs:</b> Fehlandt Lentini, Winnipeg, 98	<b>Wins:</b> Josh Rainwater, Grand Prairie, 14
<b>Hits:</b> Stephen Douglas, Grand Prairie, 160	<b>SO:</b> Ben Moore, Sioux Falls, 144
<b>RBI:</b> Ray Sadler, Kansas City, 100	<b>ERA:</b> David Trahan, Sioux City, 2.67

## 2012

North Division	W	L	Pct.	GB	Attend.	Manager
Fargo-Moorhead RedHawks	65	35	.650	-	187,438	Doug Simunic
Winnipeg Goldeyes	55	45	.520	10	285,263	Rick Forney
St. Paul Saints	52	48	.520	13	240,616	George Tsamis
Sioux Falls Pheasants	45	55	.450	20	130,541	Steve Shirley
Central Division	W	L	Pct.	GB	Attend.	Manager
Wichita Wingnuts	59	41	.590	-	152,727	Kevin Hooper
Kansas City T-Bones	51	49	.510	8	260,620	Kenny Hook
Gary SouthShore RailCats	50	50	.500	9	159,837	Greg Tagert
Sioux City Explorers	45	55	.450	14	55,627	Stan Cliburn
Lincoln Saltdogs	41	59	.410	18	160,986	Chris Miyake
South Division	W	L	Pct.	GB	Attend.	Manager
Laredo Lemurs	54	46	.540	-	187,845	Pete Incaviglia
Grand Prairie AirHogs	53	47	.530	1	108,236	Ricky VanAsselberg
El Paso Diablos	47	53	.470	7	181,122	J. Alvarez/T. Johnson
Amarillo Sox	46	54	.460	8	133,380	John Harris

**Semifinals:** Winnipeg 3 games, Fargo-Moorhead 0; Wichita 3 games, Laredo 0.

**Finals:** Winnipeg 3 games, Wichita 0.

## 2012 All-Stars

<b>1B:</b> Bryan Myrow, Grand Prairie	<b>C:</b> Chris McMurray, GP/Lincoln
<b>2B:</b> Jake Kahalelio, Wichita	<b>P:</b> Josh Lowey, Wichita
<b>3B:</b> Cesar Nicolas, Sioux Falls	<b>Relief:</b> Tom Boleska, Fargo-Moorhead
<b>SS:</b> Zach Penprase, Fargo-Moorhead	<b>Defensive POY:</b> Ryan Khoury, Wichita
<b>OF:</b> Nic Jackson, Fargo-Moorhead	<b>Rookie:</b> Robert Coe, St. Paul
<b>OF:</b> Chris Roberson, Winnipeg	<b>POY:</b> Nic Jackson, Fargo-Moorhead
<b>OF:</b> Adam Buschini, Amarillo	<b>Mgr. of the Year:</b> Tim Johnson, El Paso

## 2012 League Leaders

<b>BA:</b> Jake Kahalelio, Wichita, .372	<b>HR:</b> Ryan Delgado, Fargo-Moorhead
<b>Runs:</b> Zach Penprase, Fargo-Moorhead, 95	<b>Wins:</b> Josh Lowey, Wichita, 15
<b>Hits:</b> Maikol Gonzalez, El Paso, 141	<b>SO:</b> Matthew Rusch, Winnipeg, 113
<b>RBI:</b> Nic Jackson, Fargo-Moorhead, 89	Brian Grening, Kansas City, 113
	<b>ERA:</b> Matthew Rusch, Winnipeg, 2.40

## 2013

North Division	W	L	Pct.	GB	Attend.	Manager
Fargo-Moorhead RedHawks	62	38	.620	--	186,091	Doug Simunic
Winnipeg Goldeyes	56	44	.560	6	276,359	Rick Forney
St. Paul Saints	47	53	.470	15	239,399	George Tsamis
Sioux Falls Canaries	42	58	.420	20	161,131	Steve Shirley
Central Division	W	L	Pct.	GB	Attend.	Manager
Wichita Wingnuts	68	32	.680	--	147,119	Kevin Hooper
Gary SouthShore RailCats	58	41	.586	9.5	165,024	Greg Tagert
Lincoln Saltdogs	49	51	.490	19	177,982	Ken Oberkfell
Kansas City T-Bones	40	60	.400	28	265,596	Kenny Hook
Sioux City Explorers	38	62	.380	30	52,052	Stan Cliburn
South Division	W	L	Pct.	GB	Attend.	Manager
Grand Prairie AirHogs	54	46	.540	--	111,195	Ricky VanAsselberg
Laredo Lemurs	52	47	.525	1.5	151,055	Pete Incaviglia
Amarillo Sox	52	48	.520	2	105,798	Bobby Brown
El Paso Diablos	39	61	.390	15	111,230	T. Johnson/C. Lezcano

**Semifinals:** Gary 3 games, Fargo-Moorhead 1; Wichita 3 games, Grand Prairie 0.

**Finals:** Gary 3 games, Wichita 1.

## 2013 All-Stars

<b>1B:</b> C.J. Ziegler, Wichita	<b>DH:</b> John Rodriguez, Wichita
<b>2B:</b> Jake Kahalelio, Wichita	<b>P:</b> Taylor Stanton, Fargo-Moorhead
<b>3B:</b> Abel Nieves, Wichita	<b>Relief:</b> Patrick Mincey, Grand Prairie
<b>SS:</b> Maikol Gonzalez, El Paso	<b>Defensive POY:</b> Leugim Barroso, S.C.
<b>OF:</b> Nick Van Stratten, Sioux Falls	<b>Rookie:</b> Joe Weik, Amarillo
<b>OF:</b> Brent Clevlen, Wichita	<b>POY:</b> C.J. Ziegler, Wichita
<b>OF:</b> Chris Valencia, Amarillo	<b>Mgr. of the Year:</b> Kevin Hooper, Wichita
<b>C:</b> Brian Peterson, Laredo	

## 2013 League Leaders

<b>BA:</b> Abel Nieves, Wichita, .357	<b>HR:</b> C.J. Ziegler, Wichita, 30
<b>Runs:</b> Jake Kahalelio, Wichita, 91	<b>Wins:</b> Alain Quijano, Gary, 12
<b>Hits:</b> Nick Van Stratten, Sioux Falls, 143	<b>SO:</b> Ben Moore, Sioux Falls, 131
<b>RBI:</b> C.J. Ziegler, Wichita, 99	<b>ERA:</b> Taylor Stanton, Fargo, 2.43

## 2014

North Division	W	L	Pct.	GB	Attend.	Manager
Winnipeg Goldeyes	63	37	.630	--	258,429	Rick Forney
St. Paul Saints	48	52	.480	15	248,106	George Tsamis
Fargo-Moorhead RedHawks	43	56	.434	19.5	186,306	Doug Simunic
Sioux Falls Canaries	33	67	.330	30	139,784	Steve Shirley
Central Division	W	L	Pct.	GB	Attend.	Manager
Lincoln Saltdogs	54	46	.540	--	166,503	Ken Oberkfell
Gary SouthShore RailCats	53	47	.530	1	164,286	Greg Tagert
Kansas City T-Bones	48	52	.480	6	248,989	John Massarelli
Sioux City Explorers	47	53	.470	7	50,476	Steve Montgomery
South Division	W	L	Pct.	GB	Attend.	Manager
Wichita Wingnuts	73	27	.730	--	147,706	Kevin Hooper
Laredo Lemurs	58	42	.580	15	132,562	Pete Incaviglia
Grand Prairie AirHogs	40	60	.400	33	60,747	Ricky VanAsselberg/ Eric Champion
Amarillo Sox	37	62	.374	35.5	81,834	Bobby Brown

**Semifinals:** Lincoln 3 games, Winnipeg 2; Wichita 3 games, Laredo 1.

**Finals:** Wichita 3 games, Lincoln 0.

## 2014 All-Stars

<b>1B:</b> Casey Haerther, Winnipeg	<b>DH:</b> Ian Gac, Lincoln
<b>2B:</b> Travis Denker, Laredo	<b>P:</b> Nick Hernandez, Winnipeg
<b>3B:</b> Abel Nieves, Grand Prairie	<b>Relief:</b> Marshall Schuler, Lincoln
<b>SS:</b> Tyler Kuhn, Winnipeg	<b>Defensive POY:</b> Ryan Khoury, Wichita
<b>OF:</b> Drew Martinez, Gary	<b>Rookie:</b> Jeremy Strawn, Laredo
<b>OF:</b> Brent Clevlen, Wichita	<b>POY:</b> Brent Clevlen, Wichita
<b>OF:</b> Nick Van Stratten, Laredo	<b>Manager:</b> Kevin Hooper, Wichita
<b>C:</b> Chris McMurray, Wichita	

**2014 League Leaders**

**BA:** Brent Clevlen, Wichita, .372  
**Runs:** Daniel Pulfer, Gary, 88  
**Hits:** Drew Martinez, Gary, 153  
**RBI:** Travis Denker, Laredo, 85

**HR:** Ian Gac, Lincoln, 27  
**Wins:** Jason Van Skike, Wichita, 12  
 Nick Hernandez, Winnipeg, 12  
**SO:** Patrick Johnson, Sioux City, 106  
**ERA:** Cesar Carrillo, Laredo, 2.80

**2015**

North Division	W	L	Pct.	GB	Attend.	Manager
St. Paul Saints	74	26	.740	--	404,528	George Tsamis
Winnipeg Goldeyes	47	52	.475	26.5	258,922	Rick Forney
Fargo-Moorhead RedHawks	44	56	.440	30	187,099	Doug Simunic
Sioux Falls Canaries	39	60	.394	34.5	132,280	Chris Paterson
Central Division	W	L	Pct.	GB	Attend.	Manager
Sioux City Explorers	75	25	.750	--	77,429	Steve Montgomery
Kansas City T-Bones	49	50	.495	25.5	232,068	John Massarelli
Gary SouthShore RailCats	45	55	.450	30	165,306	Greg Tagert
Lincoln Saltdogs	34	66	.340	41	171,605	Ken Oberkfell
South Division	W	L	Pct.	GB	Attend.	Manager
Wichita Wingnuts	59	41	.590	--	141,837	Kevin Hooper
Laredo Lemurs	57	43	.570	2	62,517	Pete Incaviglia
Joplin Blasters	55	45	.550	4	65,975	Carlos Lezcano
Amarillo Thunderheads	45	55	.450	14	52,472	Bobby Brown
Grand Prairie AirHogs	29	71	.290	30	52,072	Eric Champion

**Semifinals:** Sioux City 3 games, St. Paul 1; Laredo 3 games, Wichita 3.

**Finals:** Laredo 3 games, Sioux City 1.

**2015 All-Stars**

**1B:** Angelo Songco, St. Paul  
**2B:** Ryan Court, Sioux City  
**3B:** Josh Mazzola, Winnipeg  
**SS:** Noah Perio, Sioux City  
**OF:** Adam Heisler, Winnipeg  
**OF:** Michael Lang, Sioux City  
**OF:** Denis Phipps, Laredo  
**C:** Vinny DiFazio, St. Paul

**DH:** Casey Haerther, Winnipeg  
**P:** Patrick Johnson, Sioux City  
**Relief:** Winston Abreu, Joplin  
**Defensive POY:** Matty Johnson, Sioux City  
**Rookie:** Mike Zouzalik, St. Paul  
**POY:** Vinny DiFazio, St. Paul  
**Manager:** Steve Montgomery, Sioux City

**2015 League Leaders**

**BA:** Vinny DiFazio, St. Paul, .361  
**Runs:** Matty Johnson, Sioux City, 80  
**Hits:** Noah Perio, Sioux City, 129  
**RBI:** Vinny DiFazio, St. Paul, 82  
 Angelo Songco, St. Paul, 82

**HR:** Josh Mazzola, Winnipeg, 20  
**Wins:** Patrick Johnson, Sioux City, 15  
 Kramer Sneed, St. Paul, 15  
**SO:** Brandon Mann, Fargo-Moorhead, 157  
**ERA:** Ryan Zimmerman, Sioux City, 1.80

**2016**

North Division	W	L	Pct.	GB	Attend.	Manager
St. Paul Saints	61	39	.610	--	413,482	George Tsamis
Winnipeg Goldeyes	58	42	.580	3	231,206	Rick Forney
Fargo-Moorhead RedHawks	52	48	.520	9	180,345	Doug Simunic
Sioux Falls Canaries	40	60	.400	21	125,591	Chris Patterson/ Shelby Ford
Central Division	W	L	Pct.	GB	Attend.	Manager
Sioux City Explorers	54	46	.540	--	68,278	Steve Montgomery
Gary SouthShore RailCats	52	48	.520	2	163,519	Greg Tagert
Lincoln Saltdogs	52	48	.520	2	169,750	Bobby Brown
Kansas City T-Bones	42	58	.420	12	213,165	John Massarelli
South Division	W	L	Pct.	GB	Attend.	Manager
Wichita Wingnuts	61	39	.610	--	150,929	Pete Rose Jr.
Laredo Lemurs	57	42	.576	3.5	41,955	Pete Incaviglia
Joplin Blasters	36	64	.360	25	31,001	Gabe Suarez
Texas AirHogs	34	65	.343	26.5	44,282	James Frisbie

**Semifinals:** Winnipeg 3 games, St. Paul 2; Wichita 3 games, Sioux City 1.

**Finals:** Winnipeg 3 games, Wichita 2.

**2016 All-Stars**

**1B:** David Rohm, Winnipeg  
**2B:** Brett Wiley, Kansas City  
**3B:** Josh Mazzola, Fargo-Moorhead  
**SS:** Nate Samson, Sioux City  
**OF:** Willie Cabrera, Joplin/Winnipeg  
**OF:** Keury De La Cruz, Fargo-Moorhead  
**OF:** Alonzo Harris, St. Paul  
**C:** Luis Alen, Lincoln

**DH:** Curt Smith, Lincoln  
**P:** Lindsey Caughel, Lincoln  
**Relief:** Ryan Rodebaugh, St. Paul  
**Defensive POY:** Jose Gonzalez, Gary  
**Rookie:** Matt Chavez, Winnipeg  
**POY:** Nate Samson, Sioux City  
**Manager:** Greg Tagert, Gary SouthShore

**2016 League Leaders**

**BA:** Matt Chavez, Wichita, .359  
**Runs:** Michael Lang, Sioux City, 83  
**Hits:** Keury De La Cruz, Fargo-Moorhead, 137  
**RBI:** Josh Mazzola, Fargo-Moorhead, 78

**HR:** Dennis Phipps, Laredo 24  
 Burt Reynolds, Texas/Laredo, 24  
**Wins:** Tyler Alexander, Fargo-Moorhead, 12  
 Alex Boshers, Wichita, 12  
 Mark Hamburger, St. Paul, 12  
**SO:** Tyler Alexander, Fargo-Moorhead, 156  
**ERA:** Lindsey Caughel, Lincoln, 2.09

## 2017

North Division	W	L	Pct.	GB	Attend.	Manager
Winnipeg Goldeyes	62	38	.620	--	219,556	Rick Forney
Fargo-Moorhead RedHawks	57	43	.570	5	176,086	Doug Simunic/ Michael Schlact
St. Paul Saints	48	52	.480	14	406,051	George Tsamis
Sioux Falls Canaries	45	55	.450	17	113,506	Mike Meyer
Central Division	W	L	Pct.	GB	Attend.	Manager
Lincoln Saltdogs	58	41	.586	--	172,712	Bobby Brown
Gary SouthShore RailCats	57	43	.570	1.5	181,612	Greg Tagert
Kansas City T-Bones	57	43	.570	1.5	211,599	Joe Calfapietra
Sioux City Explorers	46	54	.460	12.5	58,407	Steve Montgomery
South Division	W	L	Pct.	GB	Attend.	Manager
Wichita Wingnuts	61	38	.616	--	157,995	Pete Rose Jr.
Cleburne Railroaders	47	53	.470	14.5	103,264	Gabe Suarez
Texas AirHogs	43	57	.430	18.5	65,672	Billy Martin Jr.
#Salina Stockade	18	82	.180	43.5	--	J.D. Drodgy

# - road team.

**Semifinals:** Winnipeg 3 games, Lincoln 1; Wichita 3 games, Gary SouthShore 0.**Finals:** Winnipeg 3 games, Wichita 2.

## 2017 All-Stars

<b>1B:</b> Matt Chavez, Wichita	<b>DH:</b> David Bergin, Winnipeg
<b>2B:</b> Cesar Valera, Lincoln	<b>P:</b> Tyler Alexander, Fargo-Moorhead
<b>3B:</b> Wes Darvill, Winnipeg	<b>Relief:</b> Cody Winiarski, Kansas City
<b>SS:</b> Andrew Sohn, Winnipeg	<b>Defensive POY:</b> Tony Campana, S.C.
<b>OF:</b> Anthony Gallas, St. Paul	<b>Rookie:</b> Colin Willis, Gary SouthShore
<b>OF:</b> Richard Prigatano, Wichita	<b>POY:</b> Josh Romanski, Winnipeg
<b>OF:</b> Josh Romanski, Winnipeg	<b>Manager:</b> Bobby Brown, Lincoln
<b>C:</b> Martin Medina, Wichita	

## 2017 League Leaders

<b>BA:</b> Shawn Pleffner, Winnipeg, .340	<b>HR:</b> Jabari Henry, Sioux Falls, 29.
<b>Runs:</b> Andrew Sohn, Winnipeg, 88 Christian Stringer, Wichita, 88	<b>Wins:</b> Mark Hamburger, St. Paul, 13 Kevin McGovern, Winnipeg, 13
<b>Hits:</b> Shawn Pleffner, Winnipeg, 133	<b>SO:</b> Tyler Alexander, Fargo-Moorhead, 167
<b>RBI:</b> Matt Chavez, Wichita, 84	<b>ERA:</b> Tyler Alexander, Fargo-Moorhead, 2.07

## 2018

North Division	W	L	Pct.	GB	Attend.	Manager
St. Paul Saints	59	41	.590	--	408,921	George Tsamis
Gary SouthShore RailCats	59	41	.590	--	167,152	Greg Tagert
Fargo-Moorhead RedHawks	51	49	.510	8	166,717	Michael Schlact
Chicago Dogs	45	54	.455	13.5	138,855	Butch Hobson
Winnipeg Goldeyes	41	59	.410	18	219,370	Rick Forney
Sioux Falls Canaries	40	60	.400	19	124,127	Mike Meyer
South Division	W	L	Pct.	GB	Attend.	Manager
Sioux City Explorers	71	29	.710	--	63,498	Steve Montgomery
Kansas City T-Bones	62	37	.626	8.5	189,981	Joe Calfapietra
Wichita Wingnuts	61	39	.610	10	106,827	Brent Clevlen
Lincoln Saltdogs	51	48	.515	19.5	160,124	Bobby Brown
Cleburne Railroaders	33	66	.333	37.5	64,226	Shelby Ford
Texas AirHogs	25	75	.250	46	80,196	John McLaren

**Semifinals:** St. Paul 3 games, Gary SouthShore 1; Kansas City 3 games, Sioux City 2.**Finals:** Kansas City 3 games, St. Paul 1.

## 2018 All-Stars

<b>1B:</b> Brady Shoemaker, St. Paul	<b>DH:</b> Curt Smith, Lincoln
<b>2B:</b> Logan Watkins, Wichita	<b>P:</b> Travis Banwart, Wichita
<b>3B:</b> Jose Sermo, Sioux City/Winnipeg	<b>Relief:</b> Daniel Tillman, Wichita
<b>SS:</b> Nate Samson, Sioux City	<b>Defensive POY:</b> Justin O'Conner, SP
<b>OF:</b> Todd Cunningham, Kansas City	<b>Rookie:</b> Justin Vernia, Sioux City
<b>OF:</b> Michael Lang, Sioux City	<b>POY:</b> Jose Sermo, Sioux City/Winnipeg
<b>OF:</b> Dillon Thomas, Texas	<b>Manager:</b> Joe Calfapietra, Kansas City
<b>C:</b> Juston O'Conner, St. Paul	

## 2018 League Leaders

<b>BA:</b> Nate Samson, Sioux City, .340	<b>HR:</b> Tony Thomas, Wichita, 23
<b>Runs:</b> Michael Lang, Sioux City, 82	<b>Wins:</b> Tommy Collier, Kansas City, 12 Justin Vernia, Sioux City, 12
<b>Hits:</b> Logan Watkins, Wichita, 142	<b>SO:</b> Tommy Collier, Kansas City, 140
<b>RBI:</b> Jose Sermo, Sioux City/Winnipeg, 81	<b>ERA:</b> Travis Banwart, Wichita, 2.24

## 2019

North Division	W	L	Pct.	GB	Attend.	Manager
St. Paul Saints	64	36	.640	--	394,970	George Tsamis
Fargo-Moorhead RedHawks	63	37	.630	1	161,857	Jim Bennett
Chicago Dogs	59	41	.590	5	166,672	Butch Hobson
Winnipeg Goldeyes	57	43	.570	7	195,787	Rick Forney
Gary SouthShore RailCats	40	59	.404	23.5	167,887	Greg Tagert
Milwaukee Milkmen	38	62	.380	26	59,459	Gary McClure
South Division	W	L	Pct.	GB	Attend.	Manager
Kansas City T-Bones	58	42	.580	--	156,058	Joe Calfapietra
Sioux City Explorers	57	43	.570	1	51,618	Steve Montgomery
Cleburne Railroaders	57	43	.570	1	78,624	Brent Clevlen
Lincoln Saltdogs	40	59	.404	17.5	168,394	Bobby Brown
Sioux Falls Canaries	38	62	.380	20	114,452	Mike Meyer
Texas AirHogs	28	72	.280	30	59,471	Chris Bando

**Semifinals:** St. Paul 3 games, Fargo-Moorhead 2; Sioux City 3 games, Kansas City 1.

**Finals:** St. Paul 3 games, Kansas City 0.

## 2019 All-Stars

<b>1B:</b> Keon Barnum, Chicago	<b>DH:</b> Curt Smith, Lincoln
<b>2B:</b> Alay Lago, Sioux Falls	<b>P:</b> Mitchell Lambson, Winnipeg
<b>3B:</b> Chase Simpson, Cleburne	<b>Relief:</b> Geoff Broussard, Fargo-Moorhead
<b>SS:</b> Nate Samson, Sioux City	<b>Defensive POY:</b> Yhoxian Medina, FM
<b>OF:</b> Tim Colwell, Fargo-Moorhead	<b>Rookie:</b> Mike Hart, Sioux Falls
<b>OF:</b> Dan Motl, St. Paul	<b>POY:</b> Keon Barnum, Chicago
<b>OF:</b> Victor Roache, St. Paul	<b>Manager:</b> Jim Bennett, Fargo-Moorhead
<b>C:</b> John Nester, Cleburne	

## 2019 League Leaders

<b>BA:</b> Alay Lago, Sioux Falls, .339	<b>HR:</b> Keon Barnum, Chicago, 31
<b>Runs:</b> Correlle Prime, Fargo-Moorhead, 78	<b>Wins:</b> Mitchell Lambson, Winnipeg, 13
<b>Hits:</b> Nate Samson, Sioux City, 131	<b>SO:</b> Austin Wright, Chicago, 135
<b>RBI:</b> Chase Simpson, Cleburne, 93	<b>ERA:</b> Justin Sinibaldi, Gary, 2.75

## 2020

North Division	W	L	Pct.	GB	Attend.	Manager
Milwaukee Milkmen	34	26	.567	--	34,395	Anthony Barone
Sioux Falls Canaries	31	27	.534	2	28,931	Mike Meyer
St. Paul Saints	30	30	.500	4	31,824	George Tsamis
Winnipeg Goldeyes	29	31	.483	5	15,315*	Rick Forney
Fargo-Moorhead RedHawks	28	32	.467	6	33,506	Chris Coste
Chicago Dogs	26	32	.448	7	35,179	Butch Hobson

\* - home games played at Fargo-Moorhead

**Finals:** Milwaukee 4 games, Sioux Falls 1.

## 2020 All-Stars

<b>1B:</b> Kyle Martin, Winnipeg	<b>DH:</b> Drew Ward, Fargo-Moorhead
<b>2B:</b> Edwin Arroyo, Chicago	<b>P:</b> Mike Devine, St. Paul
<b>3B:</b> Damek Tomscha, Sioux Falls	<b>Relief:</b> Peyton Gray, Milwaukee
<b>SS:</b> Andrew Ely, Sioux Falls	<b>Defensive POY:</b> Michael Crouse, Chicago and Brett Vertigan, Milwaukee
<b>OF:</b> Logan Landon, Sioux Falls	<b>Rookie:</b> Peyton Gray, Milwaukee
<b>OF:</b> Mikey Reynolds, St. Paul	<b>POY:</b> Adam Brett Walker, Milwaukee
<b>OF:</b> Adam Brett Walker, Milwaukee	<b>Manager:</b> Rick Forney, Winnipeg
<b>C:</b> Chris Chinae, St. Paul	

## 2020 League Leaders

<b>BA:</b> Drew Ward, Fargo-Moorhead, .3349	<b>HR:</b> Adam Brett Walker, Milwaukee, 22
<b>Runs:</b> Andrew Ely, Sioux Falls, 55	<b>Wins:</b> Thomas Dorminy, Chicago and Tyler Herron, Sioux Falls, 7
<b>Hits:</b> Correlle Prime, Fargo-Moorhead, 83	<b>SO:</b> Mike Devine, St. Paul, 89
<b>RBI:</b> Kyle Martin, Winnipeg, 51	<b>ERA:</b> David Holmberg, Milwaukee, 2.34



## 2021

North Division	W	L	Pct.	GB	Attend.	Manager
Chicago Dogs	63	37	.630	--	155,582	Butch Hobson
Fargo-Moorhead RedHawks	61	38	.616	1.5	145,553	Chris Coste
Milwaukee Milkmen	59	41	.590	4	79,741	Anthony Barone
Winnipeg Goldeyes	50	49	.505	12.5	52,014	Rick Forney
Kane County Cougars	44	55	.444	18.5		George Tsamir
Gary SouthShore RailCats	39	61	.390	24	137,094	Greg Tagert
South Division	W	L	Pct.	GB	Attend.	Manager
Kansas City Monarchs	69	31	.690	--	102,257	Joe Calfapietra
Cleburne Railroaders	54	46	.540	15	56,201	Mike Jeffcoat/ Logan Watkins
Sioux City Explorers	53	46	.535	15.5	59,802	Steve Montgomery
Lincoln Saltdogs	53	47	.530	16	149,204	Brett Jodie
Sioux Falls Canaries	36	64	.360	33	82,932	Mike Miller
Houston Apollos*	17	83	.170	52		David Peterson

\* - road team.

**Wild Card:** Fargo-Moorhead 1 game, Milwaukee 0; Sioux City 1 game, Cleburne 0.

**Semifinals:** Fargo-Moorhead 3 games, Chicago 2; Kansas City 3 games, Sioux City 0.

**Finals:** Kansas City 3 games, Fargo-Moorhead 0.

## 2021 All-Stars

<b>1B:</b> Kyle Martin, Winnipeg	<b>DH:</b> Ramon Hernandez, Cleburne
<b>2B:</b> Ryan Grotjohn, Kansas City	<b>P:</b> Myles Smith, Milwaukee
<b>3B:</b> Jose Sermo, Sioux City	<b>Relief:</b> James Pugliese, Lincoln
<b>SS:</b> Josh Altmann, Lincoln	<b>Defensive POY:</b> Chase Harris, SC
<b>OF:</b> Jordan George, Fargo-Moorhead	<b>Rookie Position:</b> Wyatt Ulrich, SF
<b>OF:</b> Gabriel Guerrero, Kansas City	<b>Rookie Pitcher:</b> Nate Hadley, Milwaukee
<b>OF:</b> Adam Brett Walker, Milwaukee	<b>POY:</b> Adam Brett Walker, Milwaukee
<b>C:</b> Ryan Lidge, Chicago	<b>Manager:</b> Joe Calfapietra, Kansas City

## 2021 League Leaders

<b>BA:</b> Manuel Boscan, Fargo-Moorhead, .344	<b>HR:</b> Adam Brett Walker, Milwaukee, 33
<b>Runs:</b> Logan Trowbridge, Milwaukee, 87	<b>Wins:</b> Myles Smith, Milwaukee, 13
<b>Hits:</b> Alay Lago, Cleburne, 141	<b>SO:</b> Myles Smith, Milwaukee, 134
<b>RBI:</b> Kyle Martin, Winnipeg, 106	<b>ERA:</b> Kyle Kinman, Lincoln, 2.90

## ALUMNI IN THE MAJOR LEAGUES IN 2022

## RHP Anthony Bender, Sioux City 2019, Milwaukee 2020



Bender was effective for the Marlins before season-ending Tommy John surgery in August. He played basketball through his junior year of high school. A Bay Area native and a Giants fan, his favorite player growing up was Barry Bonds.

YEAR	CLUB	ERA	W	L	S	G	GS	IP	SO
2021	Miami	2.79	3	2	3	60	1	61.1	71
2022	Miami	3.26	1	3	6	22	0	19.1	17

## RHP Brennan Bernardino, Winnipeg 2018



Bernardino finally made it to the majors in 2022 after nine seasons in the minors. He was the Mexican Pacific League's finals MVP during the 2021-22 winter season. While playing for Cal State Dominguez Hills, he was teammates with fellow AAPB-to-MLB alum Bubby Rossman.

YEAR	CLUB	ERA	W	L	S	G	GS	IP	SO
2022	Seattle	3.86	0	1	0	2	0	2.1	0

## RHP John Brebbia, Sioux Falls 2014, Laredo 2015



Brebbia led the N.L. in appearances in 2022. Originally from Boston, he took his talents to the South for college baseball, pitching for Elon (N.C.) University. A coffee, tea and wine aficionado, his wife's family owns a winery in North Carolina.

YEAR	CLUB	ERA	W	L	S	G	GS	IP	SO
2017	St. Louis	2.44	0	0	0	50	0	51.2	51
2018	St. Louis	3.20	3	3	0	45	0	50.2	60
2019	St. Louis	3.59	3	4	0	66	0	72.2	87
2020	St. Louis							Injured - did not pitch	
2021	San Francisco	5.89	0	1	0	18	0	18.1	22
2022	San Francisco	3.18	6	2	0	76	11	68.0	54


## RHP Jake Cousins, Milwaukee 2020



The cousin of Minnesota Vikings quarterback Kurt Cousins, Jake is the first University of Pennsylvania alum to pitch in the majors since 1990. The Illinois native graduated from Penn with a bachelor's degree in philosophy, politics and economics.

YEAR	CLUB	ERA	W	L	S	G	GS	IP	SO
2021	Milwaukee	2.70	1	0	0	30	0	30.0	44
2022	Milwaukee	2.70	2	1	0	12	0	13.1	21

## RHP Tyler Danish, Sioux Falls 2020



Danish's 2022 stint with the Red Sox marked his first big-league appearance since 2018. He was signed by the New York Yankees in December 2023. The former second-round pick of the White Sox was named Mr. Florida Baseball in 2013 as the state's top high school player.

(statistics post-American Association)

YEAR	CLUB	ERA	W	L	S	G	GS	IP	SO
2022	Boston	5.13	3	1	0	32	0	40.1	32

**RHP Logan Gillaspie, Salina (Pecos League) 2017**

Gillaspie was undrafted out of Oxnard (Calif.) College and played in four different independent leagues before joining the Brewers' organization in 2019. Primarily a catcher through high school, he had four separate stints with Baltimore in 2022.

YEAR	CLUB	ERA	W	L	S	G	GS	IP	SO
2022	Baltimore	3.12	1	0	0	17	0	17.1	10

**RHP Kevin Herget, Fargo-Moorhead 2021**

Herget spent parts of 10 seasons in the minors before finally getting a call-up by the Rays in September 2022. He is the first Kean University alumnus to reach the majors, and he was inducted into the Division III school's Athletic Hall of Fame in 2021.

YEAR	CLUB	ERA	W	L	S	G	GS	IP	SO
2022	Tampa Bay	7.71	0	1	0	3	0	7.0	4

**RHP Drew Hutchison, Milwaukee 2020**

Hutchison finished second on the Tigers in innings pitched in 2022. The youngest opening day starting pitcher in Blue Jays' history at 24 years of age in 2015, he is the only pitcher in Toronto history to win at least 11 of his first 14 home starts of a season. Hutchison re-signed with Toronto in January 2023.

*(MLB statistics post-American Association)*

YEAR	CLUB	ERA	W	L	S	G	GS	IP	SO
2021	Detroit	2.11	3	1	0	9	2	21.1	10
2022	Detroit	4.53	3	9	0	28	18	105.1	68

**LHP Jared Koenig, Salina (Pecos League) 2017**


Koenig pitched in five different independent leagues before joining the A's organization in 2021. His first big-league win came on June 19, 2022, pitching five and two-thirds shutout innings against Kansas City, giving up just two hits.

YEAR	CLUB	ERA	W	L	S	G	GS	IP	SO
2022	Oakland	5.72	1	3	0	10	5	39.1	22

**RHP Parker Markel, Sioux City 2018**


Markel was originally a 39th-round draft pick of Tampa Bay out of Yavapai College in Prescott, Arizona. He was selected to the 2019 Triple-A All-Star Game while with Tacoma, Seattle's affiliate.

YEAR	CLUB	ERA	W	L	S	G	GS	IP	SO
2019	Seattle	15.43	0	0	0	5	0	4.2	3
2019	Pittsburgh	5.71	0	1	0	15	0	17.1	21
2022	Oakland	0.00	0	0	0	3	0	3.0	3

**RHP Chris Martin, Grand Prairie 2010**

Martin chugged along with another quality season in 2022, being sent to the Dodgers at the trade deadline. He walked just five hitters in 56 innings of work, and struck out four hitters in one inning on August 15 vs. the Brewers. At 6'8", he is tied as the tallest pitcher in Chicago Cubs history.

YEAR	CLUB	ERA	W	L	S	G	GS	IP	SO
2014	Colorado	6.89	0	0	0	16	0	15.2	14
2015	N.Y. Yankees	5.66	0	2	0	24	0	20.2	18
2018	Texas	4.54	1	5	0	46	0	41.2	37
2019	TEX/ATL	3.40	1	3	4	58	0	55.2	65
2020	Atlanta	1.00	1	1	1	19	0	18.0	20
2021	Atlanta	3.95	2	4	1	46	0	43.1	33
2022	CHC/LAD	3.05	4	1	2	60	0	56.0	74

**LHP Tyler Matzek, Texas 2018-19**

Matzek was Atlanta's Roberto Clemente Award nominee in 2022 for his work with mental health awareness. A first-round draft choice of the Colorado Rockies in 2009, the Braves signed the native of California to a two-year contract after the 2022 season.

*(statistics post-American Association)*

YEAR	CLUB	ERA	W	L	S	G	GS	IP	SO
2020	Atlanta	2.79	4	3	0	21	0	29.0	43
2021	Atlanta	2.57	0	4	0	69	0	63.0	77
2022	Atlanta	3.50	4	2	1	42	0	43.2	36

**OF David Peralta, Wichita 2012, Amarillo 2013**

Second in Diamondbacks club history with 46 triples, third with 961 games played and 960 hits, fourth with 468 RBI, and sixth with 434 runs scored and 110 homers, Peralta was dealt to Tampa Bay at the trade deadline. After signing with the Dodgers in the off-season, he represented Venezuela at the 2023 WBC.

YEAR	CLUB	AVG	G	H	R	2B	HR	RBI	SB
2014	Arizona	.286	88	94	40	12	8	36	6
2015	Arizona	.312	149	144	61	26	17	78	9
2016	Arizona	.251	48	43	23	9	4	15	2
2017	Arizona	.293	140	154	82	31	14	57	8
2018	Arizona	.293	146	164	75	25	30	87	4
2019	Arizona	.275	99	382	48	29	12	57	0
2020	Arizona	.300	54	61	19	10	1	5	1
2021	Arizona	.259	150	126	57	30	8	63	2
2022	AZ/TB	.251	134	110	39	30	3	12	1

**RHP Bubby Rossman, Sioux City 2017, Cleburne 2019**

Rossman threw two scoreless innings at the 2023 World Baseball Classic for Israel, fanning Boston's Rafael Devers and Arizona's Ketel Marte. Making his big-league debut in 2022 at the age of 30 after eight seasons in the minors, he signed with the New York Mets in March 2023.

YEAR	CLUB	ERA	W	L	S	G	GS	IP	SO
2022	Philadelphia	18.00	0	0	0	1	0	1.0	1

**RHP Vinny Nittoli, St. Paul 2017-18**

Nittoli pitched in three of Italy's four games at the 2023 World Baseball Classic, striking out seven hitters in 3.1 innings of work. He spent time in the Yankees, Blue Jays and Phillies' organizations in 2022 before signing with the Cubs in January 2023.

YEAR	CLUB	ERA	W	L	S	G	GS	IP	SO
2021	Seattle	9.00	0	0	0	1	0	1.0	1
2022	Philadelphia	0.00	0	0	0	2	0	2.0	1

**RHP Connor Overton, Sioux City 2016**

Overton earned his first big-league win on May 17, 2022, throwing 6.1 shutout innings against Pittsburgh. He had spent eight seasons in the minors before reaching the bigs in 2021. His father, Dee, was a seventh-round choice of the Yankees in the seventh round of the 1982 secondary draft.

YEAR	CLUB	ERA	W	L	S	G	GS	IP	SO
2021	TOR/PITT	4.70	0	1	0	9	3	15.1	15
2022	Cincinnati	2.73	1	0	0	6	4	33.0	14

**RHP Tayler Scott, Sioux City 2016**

The first South Africa native to pitch in both MLB and Nippon Professional Baseball, Scott returned to the majors after spending the 2020 and 2021 seasons in Japan. He signed with the Dodgers in the 2022-23 off-season.

YEAR	CLUB	ERA	W	L	S	G	GS	IP	SO
2019	BAL/SEA	14.33	0	0	0	13	2	16.1	14
2022	San Diego	6.75	0	1	0	8	0	12.0	13

**RHP Max Scherzer, Fort Worth 2007**

The eight-time all-star reached 200 career wins with a victory on Sept. 19, 2022. His 0.91 WHIP in 2022 was the lowest mark in Mets history by any pitcher with at least 140 IP, while his 2.29 ERA, the lowest of his career, was also the lowest of any first-year Mets pitcher in club history.

YEAR	CLUB	ERA	W	L	S	G	GS	IP	SO
2008	Arizona	3.05	0	4	0	16	7	56.0	66
2009	Arizona	4.12	9	11	0	30	30	170.1	174
2010	Detroit	3.50	12	11	0	31	31	195.2	184
2011	Detroit	4.43	15	9	0	33	33	195.0	174
2012	Detroit	3.74	16	7	0	32	32	187.2	231
2013	Detroit	2.90	21	3	0	32	32	214.1	240
2014	Detroit	3.19	18	5	0	33	33	220.1	252
2015	Washington	2.79	14	12	0	33	33	228.2	276
2016	Washington	2.96	20	7	0	34	34	228.1	284
2017	Washington	2.51	16	6	0	31	31	200.2	268
2018	Washington	2.53	18	7	0	33	33	220.2	300
2019	Washington	2.92	11	7	0	27	27	172.1	243
2020	Washington	3.74	5	4	0	12	12	67.1	92
2021	WAS/LAD	2.46	15	4	0	30	30	179.1	236
2022	N.Y. Mets	2.29	11	5	0	23	23	145.1	173

**LHP Eric Stout, Kansas City 2019, 2021, Chicago 2020**

After adding an improved slider to his repertoire over the 2021-22 off-season, the Illinois native, who was a Cubs fan growing up, earned a promotion to Chicago in June 22. He earned his first big-league save with the Pirates on August 10 vs. Arizona.

YEAR	CLUB	ERA	W	L	S	G	GS	IP	SO
2022	CHC/PIT	5.64	0	0	1	20	0	22.1	25

**LHP Caleb Thielbar, St. Paul 2011, 2016-17**

A Wildlife and Fisheries Management major at South Dakota State, Thielbar's 12.1 strikeouts per 9 innings in 2022 were the best by a Twins lefty pitching at least 50 innings in club history. His 67 games were also second-most among American League left-handers in 2022, while his 3.36 ERA since 2021 is fourth-lowest among American League lefties.

YEAR	CLUB	ERA	W	L	S	G	GS	IP	SO
2013	Minnesota	1.76	3	2	0	49	0	46.0	39
2014	Minnesota	3.40	2	1	0	54	0	47.2	35
2015	Minnesota	5.40	0	0	0	6	0	5.0	5
2020	Minnesota	2.25	2	1	0	17	0	20	22
2021	Minnesota	3.23	7	0	0	59	0	64.0	77
2022	Minnesota	3.49	4	3	1	67	0	59.1	80

**OF Dillon Thomas, Texas 2018**

Thomas spent most of the 2022 season at the Triple-A level, splitting it between the Angels' and Astros' systems. His sister, Kirstyn, played softball for the University of Washington and helped the Huskies to a second-place College World Series finish in 2018.

YEAR	CLUB	AVG	G	H	R	2B	HR	RBI	SB
2021	Seattle	.111	4	1	2	0	0	2	0
2022	L.A. Angels	.091	8	1	1	0	0	0	0

**RHP Zack Weiss, Kansas City 2021**

Weiss made two appearances for Israel at the 2023 World Baseball Classic, giving up one run in 3.1 innings of work while fanning five. He was originally signed out of UCLA by Cincinnati in 2013 by scout Rex De La Nuez, who played for the Sioux Falls Canaries in 1994.

YEAR	CLUB	ERA	W	L	S	G	GS	IP	SO
2022	L.A. Angels	3.38	0	1	0	12	0	13.1	18

**Contracts of AA players sold to Major League organizations**

*Italics indicates player reached MLB*

**Amarillo**

<b>2011</b>		<b>2013</b>	
<b>Lee Cruz</b>	OF/DH Baltimore	<b>David Peralta</b>	<i>OF Arizona</i>
<b>Cody Evans</b>	RHP L.A. Angels	<b>K.C. Serna</b>	SS Philadelphia
<b>Cyle Hankerd</b>	OF Philadelphia	<b>2014</b>	
<b>Harrison Kain</b>	OF L.A. Angels	<b>John Holdzkom</b>	<i>RHP Pittsburgh</i>
<b>2012</b>		<b>Joe Weik</b>	IF/OF L.A. Angels
<b>Adam Buschini</b>	IF/OF San Diego	<b>2015</b>	
<b>Cyle Hankerd</b>	OF Chicago White Sox	<b>Drew Heid</b>	OF Philadelphia
<b>Chase Johnson</b>	RHP Baltimore		

**Cleburne**

<b>2018</b>		<b>2021</b>	
<b>Cortland Cox</b>	RHP L.A. Angels	<b>Nick Gardewine</b>	RHP Arizona
<b>2019</b>		<b>Michael Mariot</b>	RHP Cincinnati
<b>Steve Pastora</b>	RHP Milwaukee	<b>Mason Melotakis</b>	LHP Miami
		<b>Logan Verrett</b>	RHP Seattle
		<b>2022</b>	
		<b>Michael Krauza</b>	RHP N.Y. Mets

**Chicago**

<b>2018</b>		<b>2021</b>	
<b>Taylor Grover</b>	RHP Cincinnati	<b>Jake Dahlberg</b>	RHP San Francisco
<b>2020</b>		<b>Tyler Ferguson</b>	RHP Atlanta
<b>Keon Barnum</b>	1B Washington	<b>Connor Grey</b>	RHP N.Y. Mets
<b>Casey Crosby</b>	LHP L.A. Dodgers	<b>Kevin Marnon</b>	LHP St. Louis
<b>D.J. Snelten</b>	LHP Tampa Bay	<b>Paul Schwendel</b>	RHP St. Louis
		<b>2022</b>	
		<b>Cam Booser</b>	LHP Arizona

**Coastal Bend**

<b>2006</b>	
<b>Jaime Landin</b>	INF St. Louis

**El Paso**

<b>2006</b>		<b>2012</b>	
<b>Juan Camacho</b>	1B Chicago White Sox	<b>Zane Chavez</b>	C Baltimore
<b>Albenis Machado</b>	INF Chicago Cubs	<b>Marcel Prado</b>	RHP Baltimore
<b>2010</b>		<b>2013</b>	
<b>Rick Rivas</b>	RHP L.A. Dodgers	<b>Omar Luna</b>	INF Atlanta
<b>2011</b>		<b>Marcel Prado</b>	RHP Baltimore
<b>Maikol Gonzalez</b>	INF L.A. Dodgers	<b>2014</b>	
<b>Albenis Machado</b>	INF Chicago Cubs	<b>Maikol Gonzalez</b>	INF L.A. Angels

**Fargo-Moorhead**

<b>2011</b>		<b>2017</b>	
<b>Alex Caldera</b>	RHP Miami	<b>Keury De La Cruz</b>	OF Seattle
<b>C.J. Retherford</b>	INF L.A. Dodgers	<b>Zach Prendergast</b>	RHP St. Louis
<b>2012</b>		<b>2018</b>	
<b>Tom Boleska</b>	RHP Minnesota	<b>Sebastian Kessay</b>	LHP Arizona
<b>Ryan Delgado</b>	C Oakland	<b>Trey McNutt</b>	RHP Oakland
<b>Jon Gaston</b>	OF Chicago White Sox	<b>2019</b>	
<b>Tyler Herron</b>	RHP Washington	<b>Bradin Hagens</b>	RHP Arizona
<b>Kenn Kasperek</b>	RHP Pittsburgh	<b>2020</b>	
<b>Buddy Sosnoskie</b>	OF Baltimore	<b>Grant Black</b>	RHP St. Louis
<b>Ryan Stovall</b>	INF Arizona	<b>2021</b>	
<b>2014</b>		<b>Frank Duncan</b>	RHP Colorado
<b>Erik Castro</b>	INF Atlanta	<b>Kevin Herget</b>	RHP Cleveland
<b>2015</b>		<b>Trace Loehr</b>	INF Texas
<b>Brandon Mann</b>	LHP Oakland	<b>Kevin McGovern</b>	LHP St. Louis
<b>Zach Wright</b>	C Washington	<b>Tyler Pike</b>	LHP St. Louis
<b>2016</b>		<b>Blake Rogers</b>	RHP Arizona
<b>Travis Ballew</b>	RHP Miami	<b>Hayden Seig</b>	RHP L.A. Angels
<b>Dustin Geiger</b>	1B Miami	<b>Matt Tomshaw</b>	LHP Chicago White Sox
<b>Tyler Herron</b>	RHP N.Y. Mets	<b>Drew Ward</b>	INF Detroit
<b>Drew Muren</b>	RHP Arizona		
<b>Kevin Taylor</b>	IF/OF N.Y. Mets		

**Fort Worth**

<b>2006</b>		<b>2009</b>	
<b>Matt Harrington</b>	RHP Chicago Cubs	<b>Aaron Crow</b>	<i>RHP Kansas City</i>
<b>Luke Hochevar</b>	<i>RHP Kansas City</i>	<b>Jake Gautreau</b>	INF Tampa Bay
<b>Shawn Williams</b>	INF Tampa Bay	<b>Lee Gwaltney</b>	RHP San Diego
<b>2007</b>		<b>Kevin Thompson</b>	OF Texas
<b>Chadd Blasko</b>	RHP Baltimore	<b>2010</b>	
<b>Kelsey Gulleddge</b>	C L.A. Dodgers	<b>Seth Fortenberry</b>	OF Miami
<b>Max Scherzer</b>	<i>RHP Arizona</i>	<b>Ryan Patterson</b>	OF Detroit
<b>2008</b>		<b>2011</b>	
<b>Jon Hunton</b>	RHP Oakland	<b>Robert Romero</b>	RHP L.A. Dodgers

**Gary SouthShore**

<b>2013</b>		<b>2018</b>	
<b>Clay Zavada</b>	LHP San Diego	<b>Ryan Fitzgerald</b>	INF Boston
<b>2015</b>		<b>2019</b>	
<b>Anthony Cheky</b>	OF Arizona	<b>Edgar Corcino</b>	OF Boston
<b>Spencer Mahoney</b>	INF N.Y. Yankees	<b>Evan Marzilli</b>	OF Arizona
<b>2016</b>		<b>Colin Willis</b>	OF Boston
<b>Alex Gunn</b>	LHP Arizona	<b>2021</b>	
<b>Christian Herstine</b>	RHP N.Y. Yankees	<b>Nolan Clenney</b>	RHP N.Y. Mets
<b>Jose Sermo</b>	INF Boston	<b>Adam Heidenfelder</b>	RHP Chicago Cubs
<b>Matt Solter</b>	RHP San Francisco	<b>David Griffin</b>	RHP N.Y. Mets
<b>2017</b>		<b>2022</b>	
<b>Jose Gonzalez</b>	C Minnesota	<b>Leif Strom</b>	RHP N.Y. Yankees

## CONTRACTS SOLD

## CONTRACTS SOLD

### Grand Prairie/Texas

<b>2008</b>		
<b>Scot Drucker</b>	RHP	Detroit
<b>Geivy Garcia</b>	RHP	San Francisco
<b>Kieran Mattison</b>	RHP	L.A. Dodgers
<b>2009</b>		
<b>Tristan Crawford</b>	RHP	Philadelphia
<b>David Espinosa</b>	INF	Seattle
<b>Cesar Nicolas</b>	INF	Detroit
<b>Luke Prihoda</b>	RHP	N.Y. Yankees
<b>2011</b>		
<b>Dustin Cameron</b>	LHP	Philadelphia
<b>German Duran</b>	INF	Miami
<b>Michael Hollimon</b>	INF	Minnesota
<b>Chris Martin</b>	RHP	Boston
<b>James Paxton</b>	LHP	Seattle
<b>Greg Smith</b>	LHP	N.Y. Yankees

### Kane County

<b>2021</b>		
<b>Galli Cribbs Jr.</b>	INF	Miami
<b>Sherman Johnson</b>	INF	Minnesota

### Kansas City

<b>2011</b>		
<b>Kris Johnson</b>	LHP	Pittsburgh
<b>2016</b>		
<b>Bobby Doran</b>	RHP	Toronto
<b>David Holman</b>	RHP	Colorado
<b>Dalton Wheat</b>	OF	Miami
<b>2017</b>		
<b>Scott Carroll</b>	RHP	Chicago Cubs
<b>Christian Correa</b>	C	Colorado
<b>Mike Kickham</b>	LHP	Miami
<b>Zach Walters</b>	INF	Kansas City
<b>2018</b>		
<b>James Buckelew</b>	LHP	Chicago Cubs
<b>Keith Curcio</b>	OF	Boston
<b>Carlos Diaz</b>	LHP	Cincinnati
<b>Taylor Featherston</b>	INF	Cincinnati
<b>Joe Filomeno</b>	LHP	Seattle
<b>Nick Lee</b>	LHP	Cincinnati
<b>Cody Martin</b>	RHP	N.Y. Mets
<b>Dylan Tice</b>	2B	N.Y. Mets
<b>Nick Torres</b>	OF	Texas
<b>2019</b>		
<b>Robert Calvano</b>	RHP	San Diego
<b>Randall Delgado</b>	RHP	N.Y. Yankees
<b>Brian Ellington</b>	RHP	Seattle
<b>Jordan George</b>	OF	Kansas City
<b>Kevin Lenik</b>	RHP	Boston
<b>Eric Stout</b>	LHP	Cincinnati
<b>Darnell Sweeney</b>	OF	Pittsburgh

<b>2012</b>		
<b>Lance Day</b>	RHP	Houston
<b>Chris McMurray</b>	C	Arizona
<b>Bo Schultz</b>	RHP	Arizona
<b>2013</b>		
<b>Micah Gibbs</b>	C/OF	Kansas City
<b>Aaron King</b>	OF	Boston
<b>Jared Mortensen</b>	RHP	Tampa Bay
<b>2014</b>		
<b>Caesar Lopez</b>	RHP	Atlanta
<b>Aaron Wilkerson</b>	RHP	Boston
<b>2016</b>		
<b>Palmer Betts</b>	RHP	Boston
<b>2018</b>		
<b>Dillon Thomas</b>	OF	Milwaukee
<b>2019</b>		
<b>Tyler Matzek</b>	LHP	Atlanta
<b>Josh Prince</b>	INF	Arizona

<b>2022</b>		
<b>Tyler Viza</b>	RHP	San Diego
<b>Vance Worley</b>	RHP	N.Y. Mets

<b>2020</b>		
<b>Akeem Bostick</b>	RHP	St. Louis
<b>Andrew DiPiazza</b>	RHP	Colorado
<b>2021</b>		
<b>Dylan Baker</b>	RHP	Cincinnati
<b>Akeem Bostick</b>	RHP	St. Louis
<b>Aaron Brown</b>	LHP	Oakland
<b>Erik Cha</b>	LHP	Miami
<b>Brian Glowicki</b>	RHP	Chicago White Sox
<b>Jan Hernandez</b>	OF	Cincinnati
<b>Robinson Martinez</b>	RHP	Miami
<b>Cody Mincey</b>	RHP	Miami
<b>Roy Morales</b>	C	Minnesota
<b>Justin Shafer</b>	RHP	Chicago Cubs
<b>Eric Stout</b>	LHP	Miami
<b>Gregori Vasquez</b>	RHP	Baltimore
<b>Zack Weiss</b>	RHP	Seattle
<b>2022</b>		
<b>Ryan Grotjohn</b>	INF	Kansas City
<b>Matt Hall</b>	LHP	San Francisco
<b>M. McCullough</b>	INF	Kansas City
<b>Eric Stout</b>	LHP	Chicago Cubs

### Lake Country

<b>2022</b>		
<b>Zion Pettigrew</b>	INF	Washington
<b>Duncan Snider</b>	RHP	San Diego

### Laredo

<b>2012</b>		
<b>Mike Benacka</b>	RHP	Toronto
<b>Christopher Murrill</b>	OF	Tampa Bay
<b>Chaz Roe</b>	RHP	Arizona
<b>Matt Way</b>	LHP	Arizona
<b>2013</b>		
<b>Sawyer Carroll</b>	OF	Arizona
<b>Mark Serrano</b>	RHP	Arizona
<b>Fabian Williamson</b>	LHP	Cincinnati
<b>2014</b>		
<b>Mike Piazza</b>	RHP	Colorado
<b>2015</b>		
<b>Omar Bencomo</b>	RHP	Minnesota
<b>John Brebbia</b>	RHP	Arizona
<b>Luis De La Cruz</b>	RHP	Arizona
<b>Ryan Ortiz</b>	C	Cleveland
<b>2016</b>		
<b>Ryan Beckman</b>	RHP	Miami
<b>Zane Chavez</b>	C	Pittsburgh
<b>Travis Denker</b>	3B	Arizona
<b>Danny Reynolds</b>	RHP	Atlanta
<b>Matt Sergey</b>	RHP	Oakland
<b>Kamakani Usui</b>	RHP	San Francisco
<b>Kyle Winkler</b>	RHP	Tampa Bay
<b>2017</b>		
<b>Trey Masek</b>	RHP	Cleveland

### Lincoln

<b>2006</b>		
<b>Jarrett Gardner</b>	RHP	San Diego
<b>2007</b>		
<b>Lindsey Gulin</b>	LHP	Milwaukee
<b>Chris Jakubauskas</b>	RHP	Seattle
<b>2008</b>		
<b>Anthony Contreras</b>	INF	San Diego
<b>Jason Jarvis</b>	RHP	San Francisco
<b>2009</b>		
<b>Carlos Guevara</b>	RHP	San Diego
<b>Shawn McGill</b>	C	Chicago Cubs
<b>2010</b>		
<b>Tim Brown</b>	RHP	Philadelphia
<b>Shawn McGill</b>	C	Atlanta
<b>2011</b>		
<b>Vince Albitz</b>	INF	St. Louis
<b>Vince Bongiovanni</b>	RHP	Toronto
<b>Gavin Dickey</b>	OF	Atlanta
<b>Blake Gailen</b>	OF	L.A. Angels
<b>Jeff Howell</b>	C	Boston
<b>Curt Smith</b>	INF	Miami
<b>Thomas Palica</b>	LHP	Philadelphia
<b>Garrett Sherrill</b>	RHP	Miami
<b>2012</b>		
<b>David Quinowski</b>	LHP	Baltimore
<b>Brandon Sinnerly</b>	RHP	Arizona
<b>P.J. Zocchi</b>	RHP	L.A. Dodgers
<b>2013</b>		
<b>Joe Bisenius</b>	RHP	Atlanta
<b>Dan Carroll</b>	OF	Atlanta
<b>Jose Gil</b>	C	N.Y. Yankees
<b>Eddie McKernan</b>	RHP	Arizona
<b>Dennis Raben</b>	1B	Kansas City
<b>2014</b>		
<b>Eric Brooks</b>	RHP	Arizona
<b>Luis Chirinos</b>	RHP	L.A. Dodgers
<b>Curt Smith</b>	INF	St. Louis
<b>2015</b>		
<b>Dexter Kjerstad</b>	OF	Miami
<b>2016</b>		
<b>Clayton Cook</b>	RHP	Texas
<b>Christian Ibarra</b>	INF	Minnesota
<b>2017</b>		
<b>Casey Crosby</b>	LHP	Minnesota
<b>Shairon Martis</b>	RHP	Baltimore
<b>Brian McAfee</b>	RHP	Seattle
<b>Cesilio Pimentel</b>	LHP	Arizona
<b>Joe Robbins</b>	3B/OF	Arizona
<b>2018</b>		
<b>J. Condra-Bogan</b>	RHP	Kansas City
<b>2019</b>		
<b>Michael Blazek</b>	RHP	Washington
<b>2020</b>		
<b>Ricky Knapp</b>	RHP	L.A. Dodgers
<b>2021</b>		
<b>Johnny Barbato</b>	RHP	Toronto
<b>2022</b>		
<b>Ben Wereski</b>	LHP	Kansas City

**Milwaukee**

2019		
<b>Ryne Birk</b>	SS	L.A. Angels
<b>Skyler Ewing</b>	C	Milwaukee
2021		
<b>Taylor Ahearn</b>	RHP	L.A. Angels
<b>Chris China</b>	C	Miami
<b>Matthias Dietz</b>	RHP	L.A. Angels
<b>Conor Fisk</b>	RHP	Colorado
<b>Brandon Koch</b>	RHP	Minnesota
<b>Brian Johnson</b>	LHP	L.A. Angels
<b>Mikey Reynolds</b>	OF	Arizona
<b>A.J. Schugel</b>	RHP	N.Y. Mets

2022		
<b>Ryan Boyer</b>	RHP	Toronto
<b>Jose Espada</b>	RHP	San Diego
<b>Nate Hadley</b>	RHP	Colorado
<b>Kyle Mora</b>	RHP	Arizona

**Pensacola**

2006		
<b>Carlos Mendoza</b>	INF	N.Y. Yankees
<b>Tony Pierce</b>	RHP	Atlanta
<b>Clint Sodowski</b>	RHP	Atlanta
2008		
<b>David Golliner</b>	C	L.A. Angels
<b>Joe Hulett</b>	C	Texas
<b>Paul Phillips</b>	RHP	Tampa Bay
<b>Dan Smith</b>	LHP	Baltimore

2009		
<b>Dustin Cameron</b>	RHP	Philadelphia
<b>Kyle Middleton</b>	RHP	Oakland
<b>Jimmy Mojica</b>	INF	Seattle
2010		
<b>Jason Jones</b>	RHP	Washington

**St. Joe**

2006		
<b>Jake Whitesides</b>	UTIL	Chicago Cubs

2007		
<b>Jimmy Mojica</b>	INF	Milwaukee

**St. Paul**

2007		
<b>Brent Krause</b>	OF	Baltimore
<b>Luis Villareal</b>	LHP	Philadelphia
<b>Shawn Wooten</b>	C	N.Y. Mets
2008		
<b>Kyle Foster</b>	RHP	Boston
<b>Tony Mansolino</b>	INF	Philadelphia
<b>Craig Molldrem</b>	RHP	Boston

2009		
<b>Brandon Kintzler</b>	RHP	Milwaukee
<b>Tanner Scheppers</b>	RHP	Texas
<b>Ole Sheldon</b>	INF	Cleveland
2010		
<b>Dan Kaczowski</b>	INF	Arizona
<b>Matt Meyer</b>	LHP	L.A. Angels
<b>Anthony Norman</b>	OF	Pittsburgh

2011		
<b>Caleb Thielbar</b>	LHP	Minnesota
<b>Brandon Tripp</b>	OF	Philadelphia

2012		
<b>Robert Coe</b>	RHP	Arizona
<b>Wes Roemer</b>	RHP	L.A. Dodgers
<b>Dan Sattler</b>	RHP	Minnesota
2013		
<b>Nick Ammirati</b>	C	Seattle
<b>Brad Boyer</b>	INF	Minnesota
<b>Mark Hamburger</b>	RHP	Minnesota
<b>Cole Nelson</b>	LHP	Atlanta

2014		
<b>Michael Zouzalik</b>	RHP	Baltimore

**Shreveport**

2006		
<b>Amaury Casana</b>	IF/OF	St. Louis
2007		
<b>Nick Corbeil</b>	C	San Diego
<b>Todd Self</b>	OF	Houston
<b>Coby Smith</b>	OF	L.A. Angels

2015		
<b>Michael Zouzalik</b>	RHP	Baltimore

2016		
<b>Vinny DiFazio</b>	C	L.A. Dodgers
<b>Dan Johnson</b>	RHP	L.A. Dodgers
<b>Anthony Phillips</b>	SS	L.A. Angels
<b>Angelo Songco</b>	1B	L.A. Dodgers
<b>John Straka</b>	RHP	Toronto
<b>Caleb Thielbar</b>	LHP	Miami
<b>Eric Veglahn</b>	LHP	Toronto

2017		
<b>Seth Rosin</b>	RHP	San Francisco
<b>John Straka</b>	RHP	Toronto

2018		
<b>Josh Allen</b>	2B	N.Y. Mets
<b>Caleb Thielbar</b>	LHP	Detroit

2019		
<b>Nick Belzer</b>	RHP	Milwaukee
<b>Chris Lee</b>	LHP	Milwaukee
<b>Zack Jones</b>	RHP	N.Y. Mets
<b>Max Murphy</b>	OF	Arizona
<b>Justin O'Conner</b>	C	Chicago White Sox
<b>Chris Nunn</b>	LHP	Texas
<b>Matt Solter</b>	RHP	Cleveland

**Sioux City**

<b>2006</b>		
<b>Chris Grossman</b>	C	St. Louis
<b>2009</b>		
<b>Griffin Bailey</b>	RHP	N.Y. Yankees
<b>Kris Regas</b>	LHP	Detroit
<b>Justin Toole</b>	INF	Cleveland
<b>David Trahan</b>	RHP	N.Y. Yankees
<b>2011</b>		
<b>Matt Kramer</b>	C	Boston
<b>2013</b>		
<b>Cody Satterwhite</b>	RHP	N.Y. Mets
<b>2014</b>		
<b>Nate Samson</b>	INF	Arizona
<b>Rob Wort</b>	RHP	Arizona
<b>2015</b>		
<b>Patrick Johnson</b>	RHP	Pittsburgh
<b>Rob Wort</b>	RHP	Boston
<b>2016</b>		
<b>Lindsey Caughel</b>	RHP	Seattle
<b>Ryan Court</b>	INF	Boston
<b>Connor Overton</b>	RHP	San Francisco
<b>Noah Perio</b>	INF	L.A. Dodgers
<b>Taylor Scott</b>	RHP	Milwaukee

**Sioux Falls**

<b>2006</b>		
<b>Dustin Delucchi</b>	OF	San Diego
<b>John Wesley</b>	RHP	Chicago White Sox
<b>2007</b>		
<b>Chad Hermansen</b>	OF	Miami
<b>Trevor Lawhorn</b>	INF	Seattle
<b>Trevor Lawhorn</b>	INF	Washington
<b>Pat Mahomes</b>	RHP	Toronto
<b>2008</b>		
<b>Josh Kite</b>	LHP	Detroit
<b>2009</b>		
<b>Javier Garcia</b>	RHP	Boston
<b>2010</b>		
<b>Beau Torbert</b>	OF	Atlanta
<b>2011</b>		
<b>Eddy Rodriguez</b>	C	San Diego
<b>2012</b>		
<b>Cody Evans</b>	RHP	Toronto
<b>Kyle Mertins</b>	RHP	Baltimore

<b>2017</b>		
<b>Kevin McCanna</b>	RHP	Arizona
<b>James Needy</b>	RHP	Miami
<b>John Nogowski</b>	INF	St. Louis
<b>Reinier Roibal</b>	RHP	L.A. Dodgers
<b>2018</b>		
<b>Tyler Fallwell</b>	RHP	Philadelphia
<b>Parker Markel</b>	RHP	Seattle
<b>Ian McKinney</b>	LHP	Seattle
<b>2019</b>		
<b>Anthony Bender</b>	RHP	Milwaukee
<b>James Dykstra</b>	RHP	Cincinnati
<b>Jason Garcia</b>	RHP	Tampa Bay
<b>Eric Karch</b>	RHP	Minnesota
<b>Pete Tago</b>	RHP	N.Y. Mets
<b>Justin Vernia</b>	RHP	Arizona
<b>2020</b>		
<b>Ryan Newell</b>	RHP	Tampa Bay
<b>2021</b>		
<b>Nick Belzer</b>	RHP	Milwaukee
<b>D.J. Burt</b>	INF	Arizona
<b>Kent Hasler</b>	RHP	Milwaukee
<b>Matt Pobereyko</b>	RHP	Miami
<b>Jared Walker</b>	INF	Texas
<b>2022</b>		
<b>Tyler Rando</b>	C	Miami

<b>2016</b>		
<b>Willie Argo</b>	OF	Seattle
<b>2018</b>		
<b>Kevin Folman</b>	RHP	Chicago White Sox
<b>2019</b>		
<b>Adrian Nieto</b>	C	Miami
<b>Dashenko Ricardo</b>	C	Tampa Bay
<b>Jordan Smith</b>	OF	Cleveland
<b>2021</b>		
<b>Clint Coulter</b>	OF	St. Louis
<b>Kevin Folman</b>	RHP	Chicago White Sox
<b>Logan Landon</b>	OF	Philadelphia
<b>Damek Tomscha</b>	INF	Minnesota
<b>2022</b>		
<b>Ryan Miller</b>	RHP	N.Y. Yankees
<b>Wyatt Ulrich</b>	OF	San Diego

**Wichita**

<b>2008</b>		
<b>Dustan Mohr</b>	OF	Colorado
<b>2010</b>		
<b>Justin Dowdy</b>	LHP	Tampa Bay
<b>Will Savage</b>	RHP	L.A. Dodgers
<b>2011</b>		
<b>Brent Clevlen</b>	OF	Philadelphia
<b>Cephas Howard</b>	RHP	Texas
<b>Ryan Patterson</b>	OF	Arizona
<b>2012</b>		
<b>A. Aiezenstadt</b>	RHP	Philadelphia
<b>James Hoyt</b>	RHP	Atlanta
<b>Matt Nevarez</b>	RHP	Tampa Bay
<b>Nate Robertson</b>	LHP	Toronto
<b>2013</b>		
<b>Ryan Hinson</b>	LHP	Atlanta
<b>John Link</b>	RHP	Detroit

**Winnipeg**

<b>2012</b>		
<b>Fabian Williamson</b>	LHP	Atlanta
<b>2013</b>		
<b>Nate Samson</b>	SS	Chicago Cubs
<b>2014</b>		
<b>Kyle Anderson</b>	LHP	Arizona
<b>Tyler Graham</b>	OF	San Francisco
<b>Ryan Scoma</b>	DH/OF	Toronto
<b>2016</b>		
<b>Nestor Molina</b>	RHP	San Francisco
<b>2017</b>		
<b>Tanner Murphy</b>	C	Colorado
<b>Jacob Rogers</b>	1B/RHP	Texas
<b>Josh Romanski</b>	OF	Minnesota
<b>2018</b>		
<b>Wes Darvill</b>	3B	L.A. Dodgers

<b>2014</b>		
<b>John Link</b>	RHP	Miami
<b>Matt Nevarez</b>	RHP	Pittsburgh
<b>Chris Peacock</b>	RHP	Pittsburgh
<b>Carlo Testa</b>	OF	Arizona
<b>J.T. Wise</b>	INF	Texas
<b>2015</b>		
<b>Alberto Gonzalez</b>	INF	Detroit
<b>Luis Hernandez</b>	INF	L.A. Angels
<b>Jarret Leverett</b>	LHP	San Francisco
<b>Jayce Ray</b>	OF	Boston
<b>Paul Smyth</b>	RHP	Arizona
<b>Dakota Watts</b>	RHP	Texas
<b>2016</b>		
<b>Zack Cox</b>	3B	Detroit
<b>Derek Eitel</b>	RHP	San Diego
<b>Ryan Kussmaul</b>	RHP	Arizona
<b>Alex Sogard</b>	LHP	Baltimore
<b>2017</b>		
<b>Chad Nading</b>	RHP	San Diego

## AMERICAN ASSOCIATION LEAGUE RECORDS

2020 season-long records not included.

### Batting - Regular Season

#### Batting Average

**Highest, Team, Season:** .312, Sioux Falls, 2010.

**Lowest, Team, Season:** .23432, Texas, 2018.

**Highest, Batter, Season:** .406, Blake Gailen, Lincoln, 2011.

#### Games

**Most, Batter, Season:** 100, several.

#### At-Bats

**Most, Team, Season:** 3,617, El Paso, 2012.

**Fewest, Team, Season:** 3,089, Coastal Bend, 2007.

**Most, Team, Game:** 67, Lincoln, May 16, 2014 (2nd game, 16 innings) and Sioux Falls, July 10, 2018 (18 innings).

**Most, Batter, Season:** 434, Ryan Patterson, Wichita/St. Paul/Fort Worth, 2011.

**Most, Batter, Game:** 9, Harrison Kain, Amarillo, July 17, 2012.

#### Runs

**Most, Team, Season:** 696, Kansas City, 2022.

**Fewest, Team, Season:** 307, Texas, 2018.

**Most, Team, Game:** 26, Sioux Falls, August 22, 2008.

**Most, Both Teams, Game:** 45, El Paso (24) vs. Shreveport (21), July 4, 2010.

**Most, Team, Inning:** 12, St. Paul, July 28, 2007.

**Most, Batter, Season:** 98, Fehlandt Lentini, Amarillo/Winnipeg, 2011.

**Most, Batter, Game:** 6, Todd Cunningham, Kansas City, August 25, 2018.

#### Hits

**Most, Team, Season:** 1097, Wichita, 2011.

**Fewest, Team, Season:** 766, Grand Prairie, 2015.

**Most, Team, Game:** 28, Pensacola, August 1, 2007; Shreveport, July 4, 2010; and Gary SouthShore, July 16, 2010.

**Most, Both Teams, Game:** 53, El Paso (25) vs. Shreveport (28), July 4, 2010.

**Most, Team, Inning:** 10, El Paso, August 8, 2013.

**Most, Batter, Season:** 160, Stephen Douglas, El Paso/Grand Prairie, 2011.

**Most, Batter, Game:** 6, several.

#### Total Bases

**Most, Team, Season:** 1,767, Kansas City, 2022.

**Fewest, Team, Season:** 1,035, Texas, 2019.

**Most, Team, Game:** 53, Sioux Falls, July 3, 2010.

**Most, Batter, Season:** 269, Beau Torbert, Sioux Falls, 2010.

**Most, Batter, Game:** 17, John Allen, Fort Worth, August 16, 2008.

#### Singles

**Most, Batter, Game:** 5, several.

#### Doubles

**Most, Team, Season:** 250, Amarillo, 2011.

**Fewest, Team, Season:** 122, Gary, 2019 and Texas, 2019.

**Most, Team, Game:** 11, Wichita, June 3, 2009 and Sioux City, July 11, 2010.

**Most, Batter, Season:** 43, Jorge Alvarez, El Paso, 2007.

**Most, Batter, Game:** 4, Brett Cooley, Lincoln, July 30, 2007; Nic Jackson, Fargo-Moorhead, September 3, 2012; and Brennan Metzger, Gary SouthShore, August 22, 2015.

#### Triples

**Most, Team, Season:** 47, Amarillo, 2011.

**Fewest, Team, Season:** 6, Lincoln, 2007 and Fargo-Moorhead, 2011.

**Most, Team, Game:** 5, Amarillo, June 25, 2012.

**Most, Batter, Season:** 17, Mike Massaro, Gary SouthShore, 2013.

**Most, Batter, Game:** 3, J.P. Schmidt, El Paso, June 16, 2006 and Mike Massaro, Gary, June 24, 2012.

#### Home Runs

**Most, Team, Season:** 165, Kansas City, 2022.

**Fewest, Team, Season:** 20, Gary, 2013.

**Most, Team, Game:** 7, several.

**Most, Team, Inning:** 5, Kansas City, May 20, 2013.

**Most, Batter, Season:** 33, Adam Brett Walker, Milwaukee, 2021.

**Most, Batter, Game:** 4, John Allen, Fort Worth, August 16, 2008.

#### Grand Slams

**Most, Team, Season:** 8, Kansas City, 2022.

**Most, Team, Game:** 2, several.

**Most, Batter, Season:** 3, Tom Walraven, Gary SouthShore, 2022.

**Most, Batter, Game:** 2, Tom Walraven, Gary vs. Milwaukee, September 4, 2022.

#### RBI

**Most, Team, Season:** 656, Kansas City, 2022.

**Fewest, Team, Season:** 278, Texas, 2018.

**Most, Team, Game:** 25, Sioux Falls, August 22, 2008 and Grand Prairie, June 12, 2011.

**Most, Batter, Season:** 106, Kyle Martin, Winnipeg, 2021.

**Most, Batter, Game:** 9, Brian Buchanan, St. Paul, July 20, 2006. Christian Correa, Milwaukee, August 26, 2011 and Tom Walraven, Gary SouthShore, September 4, 2022.

#### Extra-Base Hits

**Most, Batter, Season:** 64, Beau Torbert, Sioux Falls, 2010.

**Most, Batter, Game:** 4, several.

#### On-Base Percentage

**Highest, Team, Season:** .388, Wichita, 2011.

**Lowest, Team, Season:** .298, Texas, 2018.

**Highest, Batter, Season:** .490, Chris Garcia, Shreveport, 2010. and Brian Myrow, Grand Prairie, 2012.

#### Slugging Percentage

**Highest, Team, Season:** .505, Kansas City, 2022.

**Lowest, Team, Season:** .317, Texas, 2019.

**Highest, Batter, Season:** .702, Brandon Sing, Sioux Falls, 2010.

#### Sacrifice Hits

**Most, Team, Season:** 66, Sioux City, 2008.

**Fewest, Team, Season:** 1, Wichita, 2017 and Kansas City, 2021.

**Most, Team, Game:** 6, Pensacola, August 3, 2007; Cleburne, May 29, 2017 and Cleburne, July 19, 2018.

**Most, Batter, Season:** 19, Ben Thomas, St. Joe, 2006.

#### Sacrifice Flies

**Most, Team, Season:** 50, Sioux City, 2015 and Sioux City, 2018.

**Fewest, Team, Season:** 17, Texas, 2018 and Sioux Falls, 2022.

**Most, Team, Game:** 5, Kane County, August 6, 2021.

**Most, Batter, Season:** 12, Jake Blackwood, Kansas City, 2016.



**Hit by Pitch****Most, Team, Season:** 83, Sioux Falls, 2021.**Fewest, Team, Season:** 29, Texas, 2019.**Most, Team, Game:** 6, St. Paul, May 24, 2006; Grand Prairie, June 26, 2011 and Lincoln, July 4, 2012.**Most, Team, Inning:** 4, Cleburne, June 6, 2019.**Most, Batter, Season:** 22, Jake Kahualelio, Wichita, 2013 and Mike Hart, Sioux Falls, 2021.**Most, Batter, Game:** 3, several.**Walks****Most, Team, Season:** 478, Kansas City, 2022.**Fewest, Team, Season:** 238, Sioux City, 2013.**Most, Team, Game:** 18, St. Paul, August 15, 2010.**Most, Team, Inning:** 7, Cleburne, June 30, 2019 and August 24, 2019.**Most, Batter, Season:** 92, T.J. Mittelstaedt, Kansas City, 2014.**Most, Batter, Game:** 5, several.**Intentional Walks****Most, Team, Season:** 27, Gary SouthShore, 2011.**Fewest, Team, Season:** 1, Cleburne, 2018 and Sioux Falls, 2022.**Most, Team, Game:** 4, Gary SouthShore, September 2, 2018.**Most, Batter, Season:** 10, several.**Most, Batter, Game:** 3, Dan Meier, Sioux City, June 8, 2006.**Strikeouts****Most, Team, Season:** 910, Cleburne, 2018.**Fewest, Team, Season:** 463, Wichita, 2010.**Most, Team, Game:** 24, Wichita, June 6, 2017.**Most, Both Teams, Game:** 38, Winnipeg (23) vs. Milwaukee (15), September 10, 2020.**Most, Batter, Season:** 139, Victor Diaz, Grand Prairie, 2015.**Most, Batter, Game:** 7, Angel Fermin, Sioux Falls, July 8, 2006.**Stolen Bases****Most, Team, Season:** 188, Sioux City, 2015.**Fewest, Team, Season:** 36, Lincoln, 2019.**Most Attempts, Team, Season:** 237, Cleburne, 2022.**Fewest Attempts, Team, Season:** 52, St. Paul, 2014.**Highest Success Rate, Team, Season:** 88.0%, Kansas City, 2019 (96 of 109 attempts successful)**Lowest Success Rate, Team, Season:** 51.9%, Lincoln, 2016 (42 of 81 attempts successful)**Most, Team, Game:** 15, Gary SouthShore vs. Cleburne, July 30, 2022**Most, Runner, Season:** 60, Alvaro Rondon, Texas, 2017.**Most, Runner, Game:** 5, Ralph Santana, Sioux Falls, May 19, 2006 and Darnell Sweeney, Kansas City, May 26, 2022.**Caught Stealing****Most, Team, Season:** 59, Cleburne 2022.**Fewest, Team, Season:** 10, Kansas City, 2017.**Most, Team, Game:** 5, Pensacola, July 16, 2010.**Most, Runner, Season:** 16, Alonzo Harris, St. Paul, 2015.**Most, Runner, Game:** 3, Abel Nieves, Wichita, September 1, 2013.**Hit into Double Play****Most, Team, Season:** 129, Wichita, 2011.**Fewest, Team, Season:** 49, St. Joe, 2007 and Gary, 2021.**Most, Team, Game:** 6, Gary SouthShore, May 26, 2014 and Lincoln, May 18, 2019.**Most, Batter, Season:** 26, Cristian Guerrero, Gary SouthShore/Sioux Falls, 2013.**Most, Batter, Game:** 3, several.**Runners Left on Base****Most, Team, Season:** 864, Sioux Falls, 2021.**Fewest, Team, Season:** 642, Wichita, 2008.**Most, Team, Game:** 23, Grand Prairie, August 17, 2012.**Most, Both Teams, Game:** 35, El Paso at Fort Worth (13 innings), July 19, 2009.**Pitching - Regular Season****Games****Most, Pitcher, Season:** 60, Jack Charleston, Winnipeg, 2018 and Travis Seabrooke, Winnipeg, 2022.**Games Started****Most, Pitcher, Season:** 25, Charle Rosario, Gary SouthShore/Winnipeg, 2017 and Alex Gunn, Gary SouthShore, 2017.**Games Finished****Most, Pitcher, Season:** 48, Marshall Schuler, Lincoln, 2014.**Complete Games****Most, Team, Season:** 16, Fort Worth, 2007.**Fewest, Team, Season:** 0, several.**Most, Pitcher, Season:** 7, Mark Hamburger, St. Paul, 2016; Mark Hamburger, St. Paul, 2017.**Shutouts****Most, Pitcher, Season:** 4, Jeff Blitstein, Lincoln, 2006.**Innings Pitched****Most, Team, Season:** 904.0, Amarillo, 2012.**Fewest, Team, Season:** 775.1, Coastal Bend, 2007.**Most, Team, Game:** 18, Sioux Falls and Winnipeg, July 10, 2018.**Most, Pitcher, Season:** 172.0, Mark Hamburger, St. Paul, 2017.**Most, Pitcher, Game:** 10, several.**Earned-Run Average****Lowest, Team, Season:** 3.04, Sioux City, 2015.**Highest, Team, Season:** 7.21, El Paso, 2011.**Lowest, Pitcher, Season:** 1.10, Matt Hall, Kansas City, 2022.**Wins****Most, Pitcher, Season:** 15, Josh Lowey, Wichita, 2012; Patrick Johnson, Sioux City, 2015; and Kramer Sneed, St. Paul, 2015.**Losses****Most, Pitcher, Season:** 13, Jeremy Strawn, Kansas City/Sioux Falls, 2015 and Zech Lemond, Texas, 2019.**Saves****Most, Team, Season:** 37, Wichita, 2018.**Fewest, Team, Season:** 9, Lake Country, 2022.**Most, Pitcher, Season:** 34, Marshall Schuler, Gary SouthShore, 2014.**Hits Allowed****Most, Team, Season:** 1209, El Paso, 2011.**Fewest, Team, Season:** 750, Sioux City, 2015.**Most, Team, Game:** 28, Shreveport, August 1, 2007; El Paso, July 4, 2010 and Gary, July 16, 2015.**Most, Pitcher, Season:** 194, Kyle Ruwe, Sioux Falls, 2014.**Most, Pitcher, Game:** 23, Andrew Romo, Amarillo, August 8, 2013.**Most, Pitcher, Inning:** 10, Kyle Ruwe, Sioux Falls, June 13, 2014.**At-Bats Faced****Most, Team, Season:** 3,564, Shreveport-Bossier, 2011.**Fewest, Team, Season:** 3,074, Wichita, 2008.**Most, Pitcher, Season:** 680, Mark Hamburger, St. Paul, 2017.**Most, Team, Game:** 67, Lincoln, May 16, 2014 and Winnipeg, July 10, 2018.

**Batters Faced****Most, Team, Season:** 4,300, El Paso, 2011.**Fewest, Team, Season:** 3,481, Shreveport, 2006.**Most, Pitcher, Season:** 732, Mark Hamburger, St. Paul, 2017.**Runs Allowed****Most, Team, Season:** 815, El Paso, 2011.**Fewest, Team, Season:** 344, Sioux City, 2015.**Most, Team, Game:** 26, Shreveport, August 22, 2008.**Most, Both Teams, Game:** 45, Shreveport (24) vs. El Paso (21), July 4, 2010.**Most, Team, Inning:** 12, Sioux City, July 28, 2007.**Most, Pitcher, Season:** 101, Adam Champion, Sioux Falls, 2013, and Kyle Ruwe, Sioux Falls, 2014.**Most, Pitcher, Game:** 19, Andrew Romo, Amarillo, August 8, 2013.**Most, Pitcher, Inning:** 10, Justin Lord, St. Paul, June 17, 2008.**Earned Runs Allowed****Most, Team, Season:** 706, El Paso, 2011.**Fewest, Team, Season:** 301, Sioux City, 2015.**Most, Team, Game:** 24, Shreveport, August 22, 2008 and Shreveport, July 4, 2010.**Most, Team, Inning:** 12, Sioux City, July 28, 2007.**Most, Pitcher, Season:** 101, Adam Champion, Sioux Falls, 2013.**Most, Pitcher, Game:** 17, Andrew Romo, Amarillo, August 8, 2013.**Most, Pitcher, Inning:** 13, Kyle Ruwe, Sioux Falls, June 13, 2013.**Home Runs Allowed****Most, Team, Season:** 154, Lake Country, 2022.**Fewest, Team, Season:** 38, El Paso, 2007 and Wichita, 2009.**Most, Team, Game:** 7, several.**Most, Team, Inning:** 5, Lincoln, May 20, 2013.**Most, Pitcher, Season:** 25, Ben Moore, Sioux Falls, 2009 and Ty Culbreth, Sioux Falls, 2021.**Most, Pitcher, Game:** 5, several.**Most, Pitcher, Inning:** 4, Robert Coe, St. Paul, July 17, 2017.**Grand Slams Allowed****Most, Team, Season:** 7, Lincoln, 2022 and Kansas City, 2022.**Most, Team, Game:** 2, several.**Most, Pitcher, Season:** 3, Eddie Medina, St. Paul, 2019.**Doubles Allowed****Most, Team, Season:** 246, Shreveport, 2011.**Fewest, Team, Season:** 121, Sioux City, 2015 and Fargo-Moorhead, 2018.**Triples Allowed****Most, Team, Season:** 47, Amarillo, 2011.**Fewest, Team, Season:** 5, Gary SouthShore, 2022.**Sacrifice Hits Allowed****Most, Team, Season:** 51, Wichita, 2008.**Fewest, Team, Season:** 10, Kane County, 2022.**Most, Pitcher, Season:** 12, Jack Frawley, Fargo-Moorhead/Gary SouthShore, 2011.**Sacrifice Flies Allowed****Most, Team, Season:** 63, Texas, 2018.**Fewest, Team, Season:** 15, Lincoln, 2006.**Most, Pitcher, Season:** 11, Zach Hedges, Sioux City, 2021.**Hit by Pitch Allowed****Most, Team, Season:** 84, Chicago, 2021.**Fewest, Team, Season:** 25, Gary SouthShore, 2017.**Most, Team, Game:** 6, Sioux Falls, May 24, 2006; El Paso, June 26, 2011; and El Paso, July 4, 2012.**Most, Team, Inning:** 4, Sioux Falls, June 6, 2019.**Most, Pitcher, Season:** 18, Jesen Merle, St. Joe, 2006.**Most, Pitcher, Game:** 5, Ryan Zimmerman, St. Paul, July 12, 2017 and Trevor Simms, Chicago, July 22, 2018.**Most, Pitcher, Inning:** 4, Ryan Flores, Sioux Falls, June 6, 2019.**Walks Allowed****Most, Team, Season:** 531, Texas, 2018.**Fewest, Team, Season:** 227, Gary, 2018.**Most, Team, Game:** 18, Lincoln, August 15, 2010.**Most, Team, Inning:** 7, Texas, June 30, 2019 and August 24, 2019**Most, Pitcher, Season:** 82, Trevor Fox, Sioux City, 2009 and Shaun Ellis, El Paso, 2010.**Most, Pitcher, Game:** 11, Cody Scarpetta, Fargo-Moorhead, July 16, 2016.**Intentional Walks Issued****Most, Team, Season:** 39, St. Paul, 2011.**Fewest, Team, Season:** 0, Kansas City, 2021.**Most, Team, Game:** 4, Kansas City, September 2, 2018.**Most, Pitcher, Season:** 10, Matt Long, St. Paul, 2011.**Most, Pitcher, Game:** 3, Dan Valentin, Fort Worth, July 1, 2007.**Strikeouts****Most, Team, Season:** 967, Kansas City, 2022.**Fewest, Team, Season:** 479, Wichita, 2008.**Most, Team, Game:** 24, Kansas City vs. Wichita, June 6, 2017.**Most, Pitcher, Season:** 167, Tyler Alexander, Fargo-Moorhead, 2017.**Most, Pitcher, Game:** 17, several.**Wild Pitches****Most, Team, Season:** 114, Lincoln, 2010.**Fewest, Team, Season:** 26, Sioux City, 2011.**Most, Team, Game:** 9, Texas, July 8, 2019.**Most, Pitcher, Season:** 26, Jim Paduch, Lincoln, 2010.**Most, Pitcher, Game:** 6, Erik Manoah, Texas, July 8, 2019.**Opponents' Batting Average****Highest, Team, Season:** .328, El Paso, 2011.**Lowest, Team, Season:** .229, Sioux City, 2015.**Highest, Pitcher, Season:** .370, David McWatters, El Paso, 2006.**Lowest, Pitcher, Season:** .190, Ryan Zimmerman, Sioux City, 2015.**Balks****Most, Team, Season:** 14, Pensacola, 2009.**Fewest, Team, Season:** 0, several.**Most, Team, Game:** 3, several.**Most, Pitcher, Season:** 6, Hunter Davis, Pensacola, 2009.**Most, Pitcher, Game:** 3, several.**No-Hitters (9 innings)**

Pitcher	Team	Date	Opponent
Joel Kirsten	Fort Worth	August 21, 2006	El Paso
Will Savage	Wichita	June 23, 2009	Sioux City
Jarrett Gardner	Lincoln	June 25, 2009	El Paso
Karl Triana	Gary SouthShore	June 2, 2016	Kansas City
Matt Sergey	Kansas City	July 27, 2017	Texas
Eddie Medina	St. Paul	May 31, 2019	Cleburne

**Fielding - Regular Season****Fielding Percentage****Highest, Team, Season:** .987, Winnipeg, 2019.**Lowest, Team, Season:** .959, El Paso, 2006.**Putouts****Most, Team, Season:** 2700, St. Paul, 2019.**Fewest, Team, Season:** 2326, Coastal Bend, 2007.**Most, Team, Game:** 54, Sioux Falls and Winnipeg, July 10, 2018 (18 innings).**Assists****Most, Team, Season:** 1226, El Paso, 2007.**Fewest, Team, Season:** 753, Sioux City, 2021.**Most, Team, Game:** 27, Gary, August 8, 2012.**Errors****Most, Team, Season:** 147, El Paso, 2006, and El Paso, 2013.**Fewest, Team, Season:** 48, Winnipeg, 2019.**Most, Team, Game:** 9, El Paso, August 24, 2013.**Total Chances****Most, Team, Season:** 3973, El Paso, 2012.**Fewest, Team, Season:** 3346, Fort Worth, 2010.**Double Plays****Most, Team, Season:** 133, El Paso, 2007.**Fewest, Team, Season:** 56, Sioux City, 2021.**Most, Team, Game:** 6, Kansas City, May 26, 2014.**Passed Balls****Most, Team, Season:** 38, Pensacola, 2006.**Fewest, Team, Season:** 0, Winnipeg, 2022.**Most, Team, Game:** 5, St. Paul, August 5, 2007.**Stolen Bases Allowed****Most, Team, Season:** 221, Amarillo, 2011.**Fewest, Team, Season:** 47, St. Paul, 2006.**Most Attempts Allowed, Team, Season:** 264, Amarillo, 2011.**Fewest Attempts Allowed, Team, Season:** 82, St. Paul, 2006.**Most Allowed, Team, Game:** 15, Cleburne, July 30, 2022.**Runners Thrown Out Stealing****Most, Team, Season:** 53, El Paso, 2008.**Fewest, Team, Season:** 11, Sioux City, 2012.**Most, Team, Game:** 5, Shreveport vs. Pensacola, July 6, 2010.**Most, Catcher, Season:** 45, Edwin Bellorin, Wichita, 2011.**Most, Pitcher, Season:** 15, Josh Neitz, El Paso, 2009.**Highest Efficiency, Team, Season:** .427, St. Paul, 2006 (35 of 82 runners thrown out)**Lowest Efficiency, Team, Season:** .071, Sioux City, 2012 (11 of 154 runners thrown out).**First Base****Percentage, Season:** .999, Alex Crosby, Gary, 2018.**Games, Season:** 100, C.J. Ziegler, Wichita, 2013.**Putouts, Season:** 943, Brandon Sing, Sioux Falls, 2010 and C.J. Ziegler, Wichita, 2013.**Putouts, Game:** 21, Derek Schermerhorn, Wichita/Sioux City, August 12, 2008 and Steve Pearson, Wichita, May 20, 2009.**Assists, Season:** 85, Trent Lockwood, Fort Worth, 2011.**Assists, Game:** 4, several.**Errors, Season:** 16, Tim Dorn, Pensacola, 2006 and C.J. Ziegler, Wichita, 2013.**Errors, Game:** 3, Cesar Nicolas, Grand Prairie, May 21, 2009.**Total Chances, Season:** 1020, C.J. Ziegler, Wichita, 2013.**Double Plays, Season:** 107, Brandon Sing, Sioux Falls, 2010.**Second Base****Percentage, Season:** .995, Christian Stringer, Wichita, 2017.**Games, Season:** 100, Carlo Cota, Fargo-Moorhead, 2011.**Putouts, Season:** 222, Carlo Cota, Fargo-Moorhead, 2011.**Putouts, Game:** 8, Dan Kaczowski, St. Paul, June 3, 2009.**Assists, Season:** 341, Carlo Cota, Fargo-Moorhead, 2011.**Assists, Game:** 11, Brandon Haywood, El Paso, July 21, 2006.**Errors, Season:** 25, Antoin Gray, Pensacola, 2009.**Errors, Game:** 3, several.**Total Chances, Season:** 575, Carlo Cota, Fargo-Moorhead, 2011.**Double Plays, Season:** 99, Carlo Cota, Fargo-Moorhead, 2012.**Third Base****Percentage, Season:** .987, Leobaldo Pina, Fargo-Moorhead, 2019.**Games, Season:** 99, Carlos Mendez, Sioux Falls, 2014 and Nate Hanson, St. Paul, 2017.**Putouts, Season:** 91, Chesny Young, St. Paul, 2019.**Putouts, Game:** 5, Chad Sosebee, St. Joe, July 5, 2007.**Assists, Season:** 224, Terence Green, Fort Worth, 2006.**Assists, Game:** 9, Lester Contreras, Pensacola, July 4, 2009.**Errors, Season:** 42, Matt Imwalle, Sioux Falls, 2007.**Errors, Game:** 4, Edwin Maldonado, Grand Prairie, June 4, 2008 and Landon Camp, Sioux City, July 5, 2009.**Total Chances, Season:** 316, Terence Green, 2006.**Double Plays, Season:** 28, Michael Thompson, Wichita, 2008.**Shortstop****Percentage, Season:** .98588, Yhoxian Medina, Fargo-Moorhead, 2019.**Games, Season:** 100, several.**Putouts, Season:** 200, Arnoldo Ponce, El Paso, 2010.**Putouts, Game:** 7, Tim Hutting, Sioux Falls, May 31, 2008.**Assists, Season:** 357, Tim Hutting, Sioux Falls, 2010.**Assists, Game:** 12, David Cooper, Gary, 2012.**Errors, Season:** 32, Tony Garcia, Lincoln, 2007.**Errors, Game:** 5, Jimmy Mojica, Kansas City, June 28, 2011.**Total Chances, Season:** 533, Albenis Machado, El Paso, 2007.**Double Plays, Season:** 89, Tim Hutting, Sioux Falls, 2010 and Zach Penprase, Fargo-Moorhead, 2012.**Outfield****Percentage, Season:** 1.000, several.**Games, Season:** 100, several.**Putouts, Season:** 285, Jimmy Kerrigan, Kane County, 2022.**Putouts, Game:** 12, Dan Motl, Sioux Falls, July 10, 2018 (18 innings).**Assists, Season:** 15, Francisco Leandro, Sioux Falls, 2011.**Assists, Game:** 2, several.**Errors, Season:** 15, Denis Phipps, Laredo, 2015.**Errors, Game:** 2, several.**Total Chances, Season:** 292, Jimmy Kerrigan, Kane County, 2022.**Double Plays, Season:** 6, Ray Sadler, Kansas City, 2011.**Catcher****Percentage, Season:** 1.000, B.J. Lopez, Kane County, 2022.**Games, Season:** 94, Edwin Bellorin, Wichita, 2011.**Putouts, Season:** 768, Dylan Kelly, Sioux City, 2019.**Putouts, Game:** 24, Leonardo Rojas, Kansas City, June 6, 2017.**Assists, Season:** 74, Eddy Rodriguez, El Paso, 2009.**Assists, Game:** 5, Jacob Wallis, Fort Worth, May 30, 2006.**Errors, Season:** 17, Eddy Rodriguez, El Paso, 2009.

**Errors, Game:** 3, several.

**Total Chances, Season:** 812, Dylan Kelly, Sioux City, 2019.

**Double Plays, Season:** 13, Justin O'Conner, St. Paul, 2018.

**Passed Balls, Season:** 28, Marcel Longmire, St. Paul, 2007.

**Passed Balls, Game:** 5, Marcel Longmire, St. Paul, August 5, 2007.

**Stolen Bases Allowed, Season:** 142, Kevin Butler, Amarillo, 2011.

**Stolen Base Attempts Allowed, Season:** 167, Kevin Butler, Amarillo, 2011 and Edwin Bellorin, Wichita, 2011.

**Highest Stolen-Base Efficiency, Season (minimum 12 attempts):** .469, Jeremy Frost, St. Paul, 2006 (30 of 64 runners thrown out).

**Lowest Stolen-Base Efficiency, Season (minimum 12 attempts):** .000, several.

## Pitcher

**Percentage, Season:** 1.000, several.

**Games, Season:** 60, Jack Charleston, Winnipeg, 2018 and Travis Seabrooke, Winnipeg, 2022.

**Putouts, Season:** 18, Charlie Ruud, St. Paul, 2008.

**Putouts, Game:** 3, several.

**Assists, Season:** 36, Jeff Blitstein, Lincoln, 2006.

**Assists, Game:** 6, several.

**Errors, Season:** 6, Austin Wright, Chicago, 2019 and Freisis Adames, Winnipeg, 2022.

**Errors, Game:** 4, Travis Kane, Sioux Falls, May 29, 2008.

**Total Chances, Season:** 51, Mike Meyer, St. Paul, 2006.

**Double Plays, Season:** 6, Richard Salazar, Sioux City, 2012.

**Stolen Bases Allowed, Season:** 34, Ryan Mitchell, Amarillo, 2011 and Travis Ballew, Texas, 2019.

**Stolen Base Attempts Allowed, Season:** 42, Ryan Mitchell, Amarillo, 2011.

**Highest Stolen-Base Efficiency, Season (minimum 12 attempts):** .833, Osvaldo Rodriguez, Shreveport, 2010 (10 of 12 runners caught stealing).

**Lowest Stolen-Base Efficiency, Season (minimum 12 attempts):** .000, several.

## Miscellaneous

### Attendance

**Highest, Team, Season:** 413,482, St. Paul, 2016.

**Highest, Team, Game:** 13,406, El Paso, July 4, 2011.

### Extra-Inning Games

**Most Extra-Inning Wins, Team, Season:** 11, Gary, 2017.

**Fewest Extra-Inning Wins, Team, Season:** 0, Pensacola, 2006.

**Most Extra-Inning Losses, Team, Season:** 16, Fort Worth, 2007.

**Fewest Extra-Inning Losses, Team, Season:** 1, several.

**Most Extra-Inning Games, Team, Season:** 23, Ft. Worth, 2007 (7-16).

**Fewest Extra-Inning Games, Team, Season:** 2, Pensacola, 2006 (0-2).

**Highest Extra-Inning Winning Percentage, Season:** .875, Fort Worth, 2006 (7-1).

**Lowest Extra-Inning Winning Percentage, Season:** .000, Pensacola, 2006 (0-2).

### Length of Game

**Most Innings:** 18 Innings, Winnipeg vs. Sioux Falls, July 10, 2018.

**Longest Nine-Inning Game Time:** 4:32, Sioux City vs. Sioux Falls, August 1, 2007.

**Longest Game Time (Extra Innings, Regular Season):** 5:33, Winnipeg vs. Sioux Falls, July 10, 2018 (18 innings).

**Longest Game Time (Extra Innings, Playoffs):** 5:59, Winnipeg vs. Wichita, September 18, 2017 (17 innings).

**Shortest Nine-Inning Game Time:** 1:31, Shreveport vs. Pensacola, August 30, 2009.

**Shortest Game (Fewer Than 9 Innings):** 1:15, Sioux Falls vs. Wichita, June 8, 2010 (5 innings).

### Losses

**Most, Team, Season:** 75, Texas, 2018.

**Fewest, Team, Season:** 25, Sioux City, 2015.

**Most, Team, Season, Home Games:** 38, Texas, 2018.

**Fewest, Team, Season, Home Games:** 9, Sioux Falls, 2010.

**Most, Team, Season, Road Games:** 39, Shreveport, 2008 and Sioux Falls, 2014.

**Fewest, Team, Season, Road Games:** 11, Sioux City, 2018.

**Most, Team, Season, vs. One Opponent:** 20, Coastal Bend vs. El Paso, 2007.

### Margin of Victory

**Widest Margin of Victory:** 22, El Paso (23) vs. Grand Prairie (1), July 14, 2009.

### One-Run Games

**Most One-Run Wins, Season:** 24, St. Paul, 2019.

**Fewest One-Run Wins, Season:** 5, St. Paul, 2008 and El Paso, 2011.

**Most One-Run Losses, Season:** 23, Shreveport, 2008.

**Fewest One-Run Losses, Season:** 4, Ft. Worth, 2006.

**Most One-Run Games, Season:** 39, St. Paul, 2019 (24-15).

**Fewest One-Run Games, Season:** 16, Fargo-Moorhead, 2012 (10-6) and Wichita, 2018 (9-7).

**Highest One-Run Winning Percentage, Season:** .810, Ft. Worth, 2006 (17-4).

**Lowest One-Run Winning Percentage, Season:** .233, Shreveport, 2008 (7-23).

### Shutouts

**Most Shutout Wins, Team, Season:** 13, Laredo, 2015 and Sioux City, 2015.

**Fewest Shutout Wins, Team, Season:** 0, Pensacola, 2007, St. Joe, 2007 and Sioux Falls, 2019.

**Most Shutout Losses, Team, Season:** 15, Grand Prairie, 2015.

**Fewest Shutout Losses, Team, Season:** 0, Laredo, 2014.

**Most Games With a Shutout, Team, Season:** 22, Laredo, 2015 (13-9).

**Fewest Games With a Shutout, Team, Season:** 3, Grand Prairie, 2010 (1-2).

**Highest Winning Percentage in Games With a Shutout, Team, Season:** 1.000, Laredo, 2014 (10-0).

**Lowest Winning Percentage in Games With a Shutout, Team, Season:** .000, Pensacola, 2007 (0-4), St. Joe, 2007 (0-2) and Sioux Falls, 2019 (0-6).

### Streaks

**Wins:** 15, Pensacola, July 3-July 18, 2010.

**Losses:** 15, Grand Prairie, August 21-September 5, 2015.

**Home Wins:** 17, Grand Prairie, June 4-July 6, 2012.

**Road Wins:** 11, Sioux City, May 24-June 19, 2015.

**Home Losses:** 10, Sioux Falls, August 8-24, 2015.

**Road Losses:** 12, El Paso, June 17-July 11, 2013.

**Consecutive Games with Hit:** 34, Stephen Douglas, El Paso/Grand Prairie, 2011.

**Consecutive Games on Base:** 56, Stephen Douglas, El Paso/Grand Prairie, 2011.

### Winning Percentage

**Highest, Team, Season:** .750, Sioux City, 2015 (75-25).

**Lowest, Team, Season:** .250, Texas, 2018 (25-75).

**Highest, Team, Season, Home Games:** .813, Sioux Falls, 2010 (39-9).

**Lowest, Team, Season, Home Games:** .255, Texas, 2018 (13-38).

**Highest, Team, Season, Road Games:** .780, Sioux City, 2018 (39-11).

**Lowest, Team, Season, Road Games:** .188, Shreveport, 2008 (9-39).

### Wins

**Most, Team, Season:** 75, Sioux City, 2015.

**Fewest, Team, Season:** 25, Texas, 2018.

**Most, Team, Season, Home Games:** 44, Wichita, 2017 and Kansas City, 2021.

**Fewest, Team, Season, Home Games:** 13, Texas, 2018.

**Most, Team, Season, Road Games:** 39, Sioux City, 2018.

**Fewest, Team, Season, Road Games:** 9, Shreveport, 2008.

**Most, Team, Season, vs. One Opponent:** 20, El Paso vs. Coastal Bend, 2007.

## AMERICAN ASSOCIATION CAREER RECORDS

## Hits

1	<b>Reggie Abercrombie</b>	<b>Sioux Falls (2010-13), Winnipeg (2014-19)</b>	936
2	<b>David Espinosa</b>	<b>Grand Prairie (2008-11), Lincoln (2012-13), Kansas City (2014), Wichita (2014-15), St. Paul (2015)</b>	801
3	<b>Curt Smith</b>	<b>Lincoln (2011, 2013, 2015-19, 2021)</b>	794
4	<b>Maikol Gonzalez</b>	<b>El Paso (2011-13), Lincoln (2014), Joplin (2015), Winnipeg (2016), Cleburne (2017), Fargo-Moorhead (2018)</b>	780
5	<b>Josh Mazzola</b>	<b>Winnipeg (2012-15, 2018), Fargo-Moorhead (2016-17), Lincoln (2019)</b>	749
6	<b>John Allen</b>	<b>Fort Worth (2007-11), Laredo (2012-13)</b>	734

## Runs

1	<b>Reggie Abercrombie</b>	<b>Sioux Falls (2010-13), Winnipeg (2014-19)</b>	563
2	<b>David Espinosa</b>	<b>Grand Prairie (2008-11), Lincoln (2012-13), Kansas City (2014), Wichita (2014-15), St. Paul (2015)</b>	529
3	<b>Michael Lang</b>	<b>Sioux City (2012, 2014-19, 2021-22), St. Paul (2019)</b>	488
4	<b>Maikol Gonzalez</b>	<b>El Paso (2011-13), Lincoln (2014), Joplin (2015), Winnipeg (2016), Cleburne (2017), Fargo-Moorhead (2018)</b>	470
5	<b>Josh Mazzola</b>	<b>Winnipeg (2012-15, 2018), Fargo-Moorhead (2016-17), Lincoln (2019)</b>	459
6	<b>Curt Smith</b>	<b>Lincoln (2011, 2013, 2015-19, 2021)</b>	384

## Doubles

1	<b>John Allen</b>	<b>Fort Worth (2007-11), Laredo (2012-13)</b>	164
2	<b>Josh Mazzola</b>	<b>Winnipeg (2012-15, 2018), Fargo-Moorhead (2016-17), Lincoln (2019)</b>	155
3	<b>Curt Smith</b>	<b>Lincoln (2011, 2013, 2015-19, 2021)</b>	151
4	<b>Andres Rodriguez</b>	<b>Shreveport (2009-11), Grand Prairie (2012-14), Amarillo (2014)</b>	148
5	<b>Reggie Abercrombie</b>	<b>Sioux Falls (2010-13), Winnipeg (2014-19)</b>	145
6	<b>Jorge Alvarez</b>	<b>El Paso (2006-09), Shreveport (2009-10), Grand Prairie (2012)</b>	134

## Triples

1	<b>David Espinosa</b>	<b>Grand Prairie (2008-11), Lincoln (2012-13), Kansas City (2014), Wichita (2014-15), St. Paul (2015)</b>	46
2	<b>Mike Massaro</b>	<b>Gary SouthShore (2011-13)</b>	45
3	<b>Michael Lang</b>	<b>Sioux City (2012, 2014-19, 2021-22), St. Paul (2019)</b>	37
4	<b>Keanon Simon</b>	<b>Kansas City (2011), Grand Prairie (2012-13)</b>	29
5	<b>Mike Conroy</b>	<b>Grand Prairie (2008-09), Wichita (2011-12)</b>	28
6	<b>Maikol Gonzalez</b>	<b>El Paso (2011-13), Lincoln (2014), Joplin (2015), Winnipeg (2016), Cleburne (2017), Fargo-Moorhead (2018)</b>	26
	<b>Nick Van Stratten</b>	<b>Sioux Falls (2013), Laredo (2014), Wichita (2015-16), Cleburne (2017)</b>	26

## Home Runs

1	<b>Reggie Abercrombie</b>	<b>Sioux Falls (2010-13), Winnipeg (2014-19)</b>	146
2	<b>Josh Mazzola</b>	<b>Winnipeg (2012-15, 2018), Fargo-Moorhead (2016-17), Lincoln (2019)</b>	130
3	<b>Jabari Henry</b>	<b>Sioux Falls (2017-18, 2020-22), St. Paul (2019)</b>	103
4	<b>Curt Smith</b>	<b>Lincoln (2011, 2013, 2015-19, 2021)</b>	96
5	<b>John Allen</b>	<b>Fort Worth (2007-11), Laredo (2012-13)</b>	87
6	<b>Ray Sadler</b>	<b>Kansas City (2011-14), Winnipeg (2013-14)</b>	77
	<b>Adam Brett Walker</b>	<b>Kansas City (2018), Milwaukee (2019-21)</b>	77

## Runs Batted In

1	<b>Reggie Abercrombie</b>	<b>Sioux Falls (2010-13), Winnipeg (2014-19)</b>	606
2	<b>Josh Mazzola</b>	<b>Winnipeg (2012-15, 2018), Fargo-Moorhead (2016-17), Lincoln (2019)</b>	503
3	<b>John Allen</b>	<b>Fort Worth (2007-11), Laredo (2012-13)</b>	445
4	<b>Curt Smith</b>	<b>Lincoln (2011, 2013, 2015-19, 2021)</b>	441
5	<b>Andres Rodriguez</b>	<b>Shreveport (2009-11), Grand Prairie (2012-14), Amarillo (2014)</b>	391
6	<b>Nate Samson</b>	<b>Winnipeg (2013), Sioux City (2014, 2016-19, 2021-22), St. Paul (2020), Lincoln (2022)</b>	355

## Stolen Bases

1	<b>Maikol Gonzalez</b>	<b>El Paso (2011-13), Lincoln (2014), Joplin (2015), Winnipeg (2016), Cleburne (2017), Fargo-Moorhead (2018)</b>	230
2	<b>Brian Fryer</b>	<b>Coastal Bend (2006-07), Fort Worth (2007-11)</b>	206
3	<b>Reggie Abercrombie</b>	<b>Sioux Falls (2010-13), Winnipeg (2014-19)</b>	174
4	<b>Zach Penprase</b>	<b>Fargo-Moorhead (2011-15)</b>	169
5	<b>Michael Lang</b>	<b>Sioux City (2012, 2014-19, 2021-22), St. Paul (2019)</b>	157
6	<b>Tim Colwell</b>	<b>Sioux City (2014-16), St. Paul (2017), Fargo (2018-19)</b>	142

## Wins

1	<b>Kevin McGovern</b>	<b>Lincoln (2014-15), Winnipeg (2016-20), Fargo (2020-22)</b>	62
2	<b>Ben Moore</b>	<b>Sioux Falls (2008-11, 2013-14)</b>	55
3	<b>Tim Brown</b>	<b>Lincoln (2009-11), Grand Prairie (2011), Wichita (2014-17)</b>	54
4	<b>Tyler Herron</b>	<b>Fargo-Moorhead (2012, 2015-17, 2021), Lincoln (2018), Winnipeg (2018), Sioux Falls (2019-20)</b>	46
5	<b>Kyle Ruwe</b>	<b>Lincoln (2006-07), Sioux Falls (2011, 2013-14), St. Paul (2012)</b>	45
6	<b>Richard Salazar</b>	<b>Wichita (2008-09), Shreveport (2009-11), Sioux City (2011-13)</b>	45

## Losses

1	<b>Jason Jarvis</b>	<b>Lincoln (2008), Sioux City (2011-13), Winnipeg (2013-14), Grand Prairie (2014-15)</b>	42
	<b>Ben Moore</b>	<b>Sioux Falls (2008-11, 2013-14)</b>	42
3	<b>Kevin McGovern</b>	<b>Lincoln (2014-15), Winnipeg (2016-20), Fargo (2020-22)</b>	41
4	<b>Derek Blacksher</b>	<b>Wichita (2009, 2011-12), Grand Prairie (2013), Amarillo (2014)</b>	33
	<b>Ty Marotz</b>	<b>Sioux City (2006-12)</b>	33
6	<b>Joe Bircher</b>	<b>Sioux Falls (2014-18), Lincoln (2018)</b>	31
	<b>Joel Kirsten</b>	<b>Fort Worth (2006-11), Shreveport (2011)</b>	31
	<b>Kyle Ruwe</b>	<b>Lincoln (2006-07), Sioux Falls (2011, 2013-14), St. Paul (2012)</b>	31

## Saves

1	<b>Victor Capellan</b>	<b>Laredo (2014), Joplin (2015-16), Winnipeg (2016-20)</b>	76
2	<b>Kris Regas</b>	<b>Sioux Falls (2007-09, 2016), Kansas City (2014-15)</b>	70
3	<b>Chris Thompson</b>	<b>Pensacola (2007), El Paso (2008-09), Lincoln (2009-10)</b>	65
4	<b>Josh Dew</b>	<b>Wichita (2011-13)</b>	56
5	<b>Marshall Schuler</b>	<b>Gary SouthShore (2012), Grand Prairie (2013), El Paso (2013), Lincoln (2014-15)</b>	54
6	<b>Winston Abreu</b>	<b>Joplin (2015-16), Winnipeg (2016), Cleburne (2017)</b>	53
	<b>Justin Dowdy</b>	<b>Shreveport (2009), Wichita (2009-10), Grand Prairie (2012-13)</b>	53

## Games Pitched

1	<b>Victor Capellan</b>	Laredo (2014), Joplin (2015-16), Winnipeg (2016-20)	260
2	<b>Dustin Cameron</b>	El Paso (2006-07), Pensacola (2008), Fort Worth (2009-10), Wichita (2010), Grand Prairie (2011, 2014)	220
3	<b>Mark Haynes</b>	Shreveport (2010-11), Laredo (2012-15), Amarillo (2015), Kansas City (2016), Wichita (2018)	209
4	<b>Kris Regas</b>	Sioux Falls (2007-09, 2016), Kansas City (2014-15)	203
5	<b>Chad Povich</b>	Sioux City (2010), Amarillo (2011-12), Laredo (2013-15)	200
6	<b>Cameron McVey</b>	Sioux Falls (2015), Winnipeg (2016, 2018-19), Lincoln (2017, 2019)	193

## Innings Pitched

1	<b>Kevin McGovern</b>	Lincoln (2014-15), Winnipeg (2016-20), Fargo (2020-22)	920.2
2	<b>Ben Moore</b>	Sioux Falls (2008-11, 2013-14)	797.1
3	<b>Tim Brown</b>	Lincoln (2009-11), Grand Prairie (2011), Wichita (2014-17)	718.0
4	<b>Joel Kirsten</b>	Fort Worth (2006-11), Shreveport (2011)	688.2
5	<b>Richard Salazar</b>	Wichita (2008-09), Shreveport (2009-11), Sioux City (2011-13)	658.1
6	<b>Tyler Herron</b>	Fargo-Moorhead (2012, 2015-17, 2021), Lincoln (2018), Winnipeg (2018), Sioux Falls (2019-20)	655.0

## Walks

1	<b>Kevin McGovern</b>	Lincoln (2014-15), Winnipeg (2016-20), Fargo (2020-21)	280
2	<b>Ryan Zimmerman</b>	St. Paul (2018-20), Milwaukee (2021-22)	238
3	<b>Robert Coe</b>	St. Paul (2011-12, 2014-16)	232
4	<b>Anthony Capra</b>	Wichita (2012-16)	211
5	<b>Richard Salazar</b>	Wichita (2008-09), Shreveport (2009-11), Sioux City (2011-13)	203
6	<b>Ty Marotz</b>	Sioux City (2006-12)	196

## Strikeouts

1	<b>Kevin McGovern</b>	Lincoln (2014-15), Winnipeg (2016-20), Fargo (2020-22)	845
2	<b>Ben Moore</b>	Sioux Falls (2008-11, 2013-14)	701
3	<b>Tyler Herron</b>	Fargo-Moorhead (2012, 2015-17, 2021), Lincoln (2018), Winnipeg (2018), Sioux Falls (2019-20)	545
4	<b>Richard Salazar</b>	Wichita (2008-09), Shreveport (2009-11), Sioux City (2011-13)	460
5	<b>Eddie Medina</b>	Wichita (2015-17), St. Paul (2018-20), Sioux Falls (2020-21), Kane County (2021)	458
6	<b>Joel Kirsten</b>	Fort Worth (2006-11), Shreveport (2011)	438

## AMERICAN ASSOCIATION SINGLE-SEASON RECORDS

## Batting Average

1	<b>Blake Gailen</b>	2011	Lincoln	.406
2	<b>Beau Torbert</b>	2010	Sioux Falls	.394
3	<b>Chris Garcia</b>	2010	Shreveport	.383
4	<b>Greg Porter</b>	2010	Grand Prairie	.379
5	<b>Stephen Douglas</b>	2011	El Paso, Grand Prairie	.3782
6	<b>Pichi Balet</b>	2006	Lincoln	.3778

## Runs Scored

1	<b>Fehlandt Lentini</b>	2011	Amarillo, Winnipeg	98
2	<b>Zach Penprase</b>	2012	Fargo-Moorhead	95
	<b>Ryan Patterson</b>	2011	Wichita, Fort Worth, St. Paul	95
4	<b>Jake Kahaulelio</b>	2013	Wichita	91
5	<b>Reggie Abercrombie</b>	2010	Sioux Falls	89
6	<b>Christian Stringer</b>	2017	Wichita	88
	<b>Andrew Sohn</b>	2017	Winnipeg	88
	<b>Daniel Pulfer</b>	2014	Gary SouthShore	88
	<b>Grant Richardson</b>	2008	Sioux Falls	88

## Hits

1	<b>Stephen Douglas</b>	2011	El Paso, Grand Prairie	160
2	<b>Beau Torbert</b>	2010	Sioux Falls	155
3	<b>Drew Martinez</b>	2014	Gary SouthShore	153
4	<b>Tyler Kuhn</b>	2014	Winnipeg	148
	<b>Jorge Alvarez</b>	2007	El Paso	148
6	<b>Nick Van Stratten</b>	2014	Laredo	145

## Doubles

1	<b>Jorge Alvarez</b>	2007	El Paso	43
2	<b>C.J. Retherford</b>	2014	Fargo-Moorhead	40
3	<b>Cory Patton</b>	2013	Amarillo	38
	<b>Lee Cruz</b>	2011	Amarillo	38
	<b>Stephen Douglas</b>	2011	El Paso, Grand Prairie	38
	<b>Fehlandt Lentini</b>	2011	Amarillo, Winnipeg	38
	<b>Jason Cooper</b>	2010	St. Paul	38
	<b>Beau Torbert</b>	2010	Sioux Falls	38

## Triples

1	<b>Mike Massaro</b>	2013	Gary SouthShore	17
2	<b>Mike Massaro</b>	2011	Gary SouthShore	16
	<b>Keanon Simon</b>	2011	Kansas City	16
4	<b>David Espinosa</b>	2014	Kansas City, Wichita	15
5	<b>Nick Van Stratten</b>	2013	Sioux Falls	14
6	<b>Jake Whitesides</b>	2006	St. Joe	13

## Home Runs

1	<b>Adam Brett Walker</b>	2021	Milwaukee	33
2	<b>Max Murphy</b>	2022	Winnipeg	31
	<b>Kyle Martin</b>	2021	Winnipeg	31
	<b>Keon Barnum</b>	2019	Chicago	31
5	<b>David Washington</b>	2022	Winnipeg	30
	<b>C.J. Ziegler</b>	2013	Wichita	30

## SINGLE-SEASON RECORDS

Runs Batted In				
1	<b>Kyle Martin</b>	2021	Winnipeg	<b>106</b>
2	<b>Cesar Nicolas</b>	2009	Grand Prairie	<b>103</b>
3	<b>Adam Brett Walker</b>	2021	Milwaukee	<b>101</b>
4	<b>Ramon Hernandez</b>	2021	Cleburne	<b>100</b>
5	<b>Ray Sadler</b>	2011	Kansas City	<b>100</b>
	<b>Beau Torbert</b>	2010	Sioux Falls	<b>100</b>

Stolen Bases				
1	<b>Alvaro Rondon</b>	2017	Texas	<b>60</b>
2	<b>Jovanny Rosario</b>	2010	Shreveport	<b>57</b>
3	<b>Brian Fryer</b>	2008	Fort Worth	<b>50</b>
4	<b>Danny Amaral</b>	2022	Sioux City	<b>48</b>
5	<b>Maikol Gonzalez</b>	2013	Lincoln	<b>47</b>
	<b>Zach Penprase</b>	2012	Fargo-Moorhead	<b>47</b>

Earned-Run Average				
1	<b>Matt Hall</b>	2022	Kansas City	<b>1.10</b>
2	<b>Kyle Middleton</b>	2009	Pensacola	<b>1.75</b>
3	<b>Ryan Zimmerman</b>	2015	Sioux City	<b>1.80</b>
4	<b>Bennett Parry</b>	2017	Lincoln	<b>1.93</b>
5	<b>Greg Holle</b>	2015	Laredo	<b>2.00</b>
6	<b>Tyler Alexander</b>	2017	Fargo-Moorhead	<b>2.07</b>

Wins				
1	<b>Patrick Johnson</b>	2015	Sioux City	<b>15</b>
	<b>Kramer Sneed</b>	2015	St. Paul	<b>15</b>
	<b>Josh Lowey</b>	2012	Wichita	<b>15</b>
4	<b>Dustin Crenshaw</b>	2015	St. Paul	<b>14</b>
	<b>Ryan Zimmerman</b>	2015	Sioux City	<b>14</b>
	<b>Josh Rainwater</b>	2011	Grand Prairie	<b>14</b>
	<b>Pedro Flores</b>	2008	Fort Worth	<b>14</b>
	<b>Cory Walters</b>	2006	Fort Worth	<b>14</b>

Losses				
1	<b>Zech Lemond</b>	2019	Texas	<b>13</b>
	<b>Jeremy Strawn</b>	2015	Kansas City/Sioux Falls	<b>13</b>
3	11 tied with			<b>12</b>

Saves				
1	<b>Marshall Schuler</b>	2014	Lincoln	<b>34</b>
2	<b>Chris Thompson</b>	2009	El Paso, Lincoln	<b>30</b>
	<b>Kris Regas</b>	2008	Sioux Falls	<b>30</b>
4	<b>Tom Boleska</b>	2012	Fargo-Moorhead	<b>29</b>
5	<b>Geoff Broussard</b>	2019	Fargo-Moorhead	<b>28</b>
6	<b>Victor Capellan</b>	2019	Winnipeg	<b>27</b>
	<b>Daniel Tillman</b>	2018	Wichita	<b>27</b>
	<b>Josh Dew</b>	2013	Wichita	<b>27</b>
	<b>R.J. Rodriguez</b>	2013	Lincoln	<b>27</b>

## SINGLE-SEASON RECORDS

Games Pitched				
1	<b>Travis Seabrooke</b>	2022	Winnipeg	<b>60</b>
	<b>Jack Charleston</b>	2018	Winnipeg	<b>60</b>
3	<b>Brendan Lafferty</b>	2015	Winnipeg	<b>58</b>
4	<b>Jared Simon</b>	2012	Wichita	<b>57</b>
	<b>Nick Walters</b>	2012	Sioux City	<b>57</b>
6	<b>Brendan Lafferty</b>	2014	Winnipeg	<b>55</b>
	<b>Ronnie Morales</b>	2012	Grand Prairie	<b>55</b>

Games Started				
1	<b>Alex Gunn</b>	2017	Gary SouthShore	<b>25</b>
	<b>Charle Rosario</b>	2017	Gary SouthShore/Winnipeg	<b>25</b>
3	<b>Trevor Lubking</b>	2019	Gary SouthShore	<b>24</b>
	<b>Charle Rosario</b>	2016	Gary SouthShore	<b>24</b>
	<b>Adam Champion</b>	2013	Sioux Falls	<b>24</b>
5	Eight tied with			<b>23</b>

Innings Pitched				
1	<b>Mark Hamburger</b>	2017	St. Paul	<b>172.0</b>
2	<b>Charle Rosario</b>	2017	Gary SouthShore/Winnipeg	<b>158.2</b>
	<b>Mark Hamburger</b>	2016	St. Paul	<b>158.2</b>
4	<b>Charle Rosario</b>	2016	Gary SouthShore	<b>155.1</b>
	<b>Ben Moore</b>	2013	Sioux Falls	<b>155.1</b>
	<b>Kyle Ruwe</b>	2013	Sioux Falls	<b>155.1</b>

Walks				
1	<b>Shaun Ellis</b>	2010	El Paso	<b>82</b>
	<b>Trevor Fox</b>	2009	Sioux City	<b>82</b>
3	<b>Tyler Pearson</b>	2015	Amarillo, Sioux Falls	<b>76</b>
4	<b>Tyler Pearson</b>	2014	Laredo	<b>72</b>
	<b>Junior Guerra</b>	2011	Wichita	<b>72</b>
6	<b>Oswaldo Rodriguez</b>	2011	Shreveport	<b>71</b>

Strikeouts				
1	<b>Tyler Alexander</b>	2017	Fargo-Moorhead	<b>167</b>
2	<b>Brandon Mann</b>	2015	Fargo-Moorhead	<b>157</b>
3	<b>Tyler Alexander</b>	2016	Fargo-Moorhead	<b>156</b>
4	<b>Ben Moore</b>	2011	Sioux Falls	<b>144</b>
5	<b>Kevin McGovern</b>	2022	Fargo-Moorhead	<b>141</b>
6	<b>Tommy Collier</b>	2018	Kansas City	<b>140</b>

## Master League Schedule

All times Central.

**Thursday, May 11**

Cleburne at Sioux Falls.....4:05  
 Fargo at Kane County.....6:30  
 Winnipeg at Gary.....6:45

**Friday, May 12**

Lincoln at Chicago.....6:30  
 Fargo at Kane County.....6:30  
 Milwaukee at Lake Country..6:35  
 Cleburne at Sioux Falls.....6:35  
 Kansas City at Sioux City...7:05

**Saturday, May 13**

Winnipeg at Gary.....4:00  
 Cleburne at Sioux Falls.....5:35  
 Lincoln at Chicago.....6:00  
 Milwaukee at Lake Country..6:05  
 Kansas City at Sioux City...6:05  
 Fargo at Kane County.....6:30

**Sunday, May 14**

Cleburne at Sioux Falls.....12:05  
 Milwaukee at Lake Country..1:35  
 Winnipeg at Gary.....2:00  
 Lincoln at Chicago.....3:00  
 Kansas City at Sioux City...4:05

**Monday, May 15**

Winnipeg at Fargo.....6:30

**Tuesday, May 16**

Winnipeg at Fargo.....11:00a  
 Kansas City at Gary.....11:00a  
 Chicago at Kane County..11:30a  
 Cleburne at Milwaukee.....6:35  
 Lincoln at Sioux Falls.....6:35  
 Lake Country at Sioux City...7:05

**Wednesday, May 17**

Cleburne at Milwaukee..11:00a  
 Chicago at Kane County..11:30a  
 Winnipeg at Fargo.....6:30  
 Lincoln at Sioux Falls.....6:35  
 Kansas City at Gary.....6:45  
 Lake Country at Sioux City...7:05

**Thursday, May 18**

Kansas City at Gary.....11:00a  
 Chicago at Kane County.....6:30  
 Cleburne at Milwaukee.....6:35  
 Lincoln at Sioux Falls.....6:35  
 Lake Country at Sioux City...7:05

**Friday, May 19**

Fargo at Chicago.....6:30  
 Sioux City at Kane County..6:30  
 Lake Country at Winnipeg..6:30  
 Cleburne at Milwaukee.....6:35  
 Sioux Falls at Kansas City..7:00  
 Gary at Lincoln.....7:05

**Saturday, May 20**

Fargo at Chicago.....6:00  
 Sioux Falls at Kansas City..6:00  
 Cleburne at Milwaukee.....6:00  
 Lake Country at Winnipeg..6:00  
 Gary at Lincoln.....6:05  
 Sioux City at Kane County..6:30

**Sunday, May 21**

Sioux City at Kane County..1:00  
 Cleburne at Milwaukee.....1:00  
 Lake Country at Winnipeg..1:00  
 Gary at Lincoln.....1:05  
 Fargo at Chicago.....3:00  
 Sioux Falls at Kansas City..6:00

**Monday, May 22**

Sioux City at Sioux Falls....6:35  
 Milwaukee at Kansas City..7:00

**Tuesday, May 23**

Fargo at Lincoln.....11:05  
 Kane County at Winnipeg..6:30  
 Gary at Lake Country.....6:35  
 Sioux City at Sioux Falls.....6:35  
 Milwaukee at Kansas City..7:00  
 Chicago at Cleburne.....7:06

**Wednesday, May 24**

Kane County at Winnipeg..6:30  
 Gary at Lake Country.....6:35  
 Sioux City at Sioux Falls....6:35  
 Milwaukee at Kansas City..7:00  
 Fargo at Lincoln.....7:05  
 Chicago at Cleburne.....7:06

**Thursday, May 25**

Gary at Lake Country.....11:00a  
 Kane Cnty at Winnipeg..11:00a  
 Fargo at Lincoln.....7:05  
 Chicago at Cleburne.....7:06

**Friday, May 26**

Sioux Falls at Winnipeg.....6:30  
 K.C. at Lake Country.....6:35  
 Fargo at Milwaukee.....6:35  
 Kane County at Gary.....6:45  
 Lincoln at Sioux City.....7:05  
 Chicago at Cleburne.....7:06

**Saturday, May 27**

Kane County at Gary.....4:00  
 Fargo at Milwaukee.....6:00  
 Sioux Falls at Winnipeg.....6:00  
 K.C. at Lake Country.....6:05  
 Lincoln at Sioux City.....6:05  
 Chicago at Cleburne.....7:06

**Sunday, May 28**

Fargo at Milwaukee.....1:00  
 Sioux Falls at Winnipeg.....1:00  
 K.C. at Lake Country.....1:35  
 Lincoln at Sioux City.....4:05  
 Kane County at Gary.....6:00  
 Chicago at Cleburne.....6:05

**Monday, May 29**

L.C. at Kane County.....1:00  
 Milwaukee at Gary (DH)....4:00  
 Kansas City at Lincoln.....7:05  
 Sioux City at Cleburne.....7:06

**Tuesday, May 30**

Winnipeg at Chicago.....6:30  
 Sioux Falls at Fargo.....7:02  
 Kansas City at Lincoln.....7:05  
 Sioux City at Cleburne.....7:06

**Wednesday, May 31**

Winnipeg at Chicago.....10:30a  
 L.C. at Kane County (DH)....4:00  
 Milwaukee at Gary.....6:45  
 Sioux Falls at Fargo.....7:02  
 Kansas City at Lincoln.....7:05  
 Sioux City at Cleburne.....7:06

**Thursday, June 1**

Winnipeg at Chicago.....6:00  
 L.C. at Kane County.....6:30  
 Milwaukee at Gary.....6:45  
 Sioux Falls at Fargo.....7:02  
 Sioux City at Cleburne.....7:06

**Friday, June 2**

Milwaukee at Chicago.....6:30  
 Winnipeg at Lake Country..6:35  
 Gary at Sioux Falls.....6:35  
 Cleburne at Kansas City....7:00  
 Lincoln at Fargo.....7:02  
 Kane County at Sioux City..7:05

**Saturday, June 3**

Gary at Sioux Falls.....5:35  
 Milwaukee at Chicago.....6:00  
 Lincoln at Fargo.....6:00  
 Cleburne at Kansas City....6:00  
 Winnipeg at Lake Country..6:05  
 Kane County at Sioux City..6:05

**Sunday, June 4**

Gary at Sioux Falls.....12:05  
 Lincoln at Fargo.....1:00  
 Winnipeg at Lake Country..1:35  
 Milwaukee at Chicago.....3:00  
 Kane County at Sioux City..4:05  
 Cleburne at Kansas City....6:00

**Monday, June 5**

Gary at Sioux Falls.....6:35  
 Lincoln at Kansas City.....7:00

**Tuesday, June 6**

Chicago at Winnipeg.....6:30  
 Kane County at Milwaukee..6:35  
 Cleburne at Gary.....6:45  
 Lincoln at Kansas City.....7:00  
 Sioux Falls at Sioux City....7:05  
 Fargo at Lake Country.....7:35

**Wednesday, June 7**

Chicago at Winnipeg.....11:00a  
 Lincoln at Kansas City.....1:00  
 Fargo at Lake Country.....6:35  
 Kane County at Milwaukee..6:35  
 Cleburne at Gary.....6:45  
 Sioux Falls at Sioux City....7:05

**Thursday, June 8**

Chicago at Winnipeg.....6:30  
 Fargo at Lake Country.....6:35  
 Kane County at Milwaukee..6:35  
 Cleburne at Gary.....6:45  
 Sioux Falls at Sioux City....7:05

**Friday, June 9**

L.C. at Kane County.....6:30  
 Kansas City at Winnipeg...6:30  
 Sioux City at Milwaukee....6:35  
 Cleburne at Gary.....6:45  
 Chicago at Fargo.....7:02  
 Sioux Falls at Lincoln.....7:05

**Saturday, June 10**

Cleburne at Gary.....4:00  
 Chicago at Fargo.....6:00  
 Sioux City at Milwaukee....6:00  
 Kansas City at Winnipeg...6:00  
 Sioux Falls at Lincoln.....6:05  
 L.C. at Kane County.....6:30

**Sunday, June 11**

L.C. at Kane County.....1:00  
 Sioux City at Milwaukee....1:00  
 Kansas City at Winnipeg...1:00  
 Sioux Falls at Lincoln.....1:05  
 Cleburne at Gary.....2:00  
 Chicago at Fargo.....4:00

**Monday, June 12****Tuesday, June 13**

Kane County at Chicago.....6:30  
 Winnipeg at Sioux Falls.....6:35  
 Kansas City at Fargo.....7:02  
 Lake Country at Lincoln.....7:05  
 Gary at Sioux City.....7:05  
 Milwaukee at Cleburne.....7:06

**Wednesday, June 14**

Lake Country at Lincoln..11:05a  
 Kane County at Chicago..11:30a  
 Winnipeg at Sioux Falls.....6:35  
 Kansas City at Fargo.....7:02  
 Gary at Sioux City.....7:05  
 Milwaukee at Cleburne.....7:06

**Thursday, June 15**

Winnipeg at Sioux Falls...12:05  
 Kane County at Chicago....6:00  
 Kansas City at Fargo.....7:02  
 Lake Country at Lincoln.....7:05  
 Gary at Sioux City.....7:05  
 Milwaukee at Cleburne.....7:06

**Friday, June 16**

Kansas City at Chicago.....6:30  
 Winnipeg at Kane County..6:30  
 Fargo at Sioux Falls.....6:35  
 Lake Country at Gary.....6:45  
 Sioux City at Lincoln.....7:05  
 Milwaukee at Cleburne.....7:06

**Saturday, June 17**

Lake Country at Gary.....4:00  
 Fargo at Sioux Falls.....5:35  
 Kansas City at Chicago.....6:00  
 Sioux City at Lincoln.....6:05  
 Winnipeg at Kane County..6:30  
 Milwaukee at Cleburne.....7:06

**Sunday, June 18**

Fargo at Sioux Falls.....12:05  
 Winnipeg at Kane County..1:00  
 Sioux City at Lincoln.....1:05  
 Lake Country at Gary.....2:00  
 Kansas City at Chicago.....3:00  
 Milwaukee at Cleburne.....6:05

**Monday, June 19**

Kansas City at Chicago.....6:30

**Tuesday, June 20**

Chicago at Kane County....6:30  
 Lincoln at Winnipeg.....6:30  
 Cleburne at Lake Country..6:35  
 Sioux Falls at Milwaukee...6:35  
 Sioux City at Kansas City...7:00  
 Gary at Fargo.....7:02

**Wednesday, June 21**

Sioux City at Kansas City..11:00a  
 Chicago at Kane County..11:30a  
 Lincoln at Winnipeg.....6:30  
 Cleburne at Lake Country..6:35  
 Sioux Falls at Milwaukee...6:35  
 Gary at Fargo.....7:02

**Thursday, June 22**

Gary at Fargo.....12:30  
 Chicago at Kane County....6:30  
 Lincoln at Winnipeg.....6:30  
 Cleburne at Lake Country..6:35  
 Sioux Falls at Milwaukee...6:35  
 Sioux City at Kansas City...7:00

**Friday, June 23**

Gary at Winnipeg.....6:30  
 Cleburne at Lake Country..6:35  
 Kane County at Milwaukee...6:35  
 Lincoln at Sioux Falls.....6:35  
 Chicago at Kansas City.....7:00  
 Sioux City at Fargo.....7:02

**Saturday, June 24**

Lincoln at Sioux Falls.....5:35  
 Sioux City at Fargo.....6:00  
 Chicago at Kansas City.....6:00  
 Kane County at Milwaukee..6:00  
 Gary at Winnipeg.....6:00  
 Cleburne at Lake Country..6:05

**Sunday, June 25**

Lincoln at Sioux Falls.....12:05  
 Sioux City at Fargo.....1:00  
 Chicago at Kansas City.....1:00  
 Kane County at Milwaukee..1:00  
 Gary at Winnipeg.....1:00  
 Cleburne at Lake Country..1:35

**Monday, June 26**

Winnipeg at Lincoln.....7:05

**Tuesday, June 27**

Kansas City at Kane County..6:30  
 Chicago at Lake Country...6:35  
 Milwaukee at Gary.....6:45  
 Winnipeg at Lincoln.....7:05  
 Sioux Falls at Sioux City....7:05  
 Fargo at Cleburne.....7:06

**Wednesday, June 28**

Milwaukee at Gary.....12:00  
 Kansas City at Kane County..6:30  
 Chicago at Lake Country...6:35  
 Winnipeg at Lincoln.....7:05  
 Sioux Falls at Sioux City....7:05  
 Fargo at Cleburne.....7:06

**Thursday, June 29**

Kansas City at Kane County..6:30  
 Chicago at Lake Country...6:35  
 Milwaukee at Gary.....6:45  
 Winnipeg at Lincoln.....7:05  
 Sioux Falls at Sioux City....7:05  
 Fargo at Cleburne.....7:06



**Friday, June 30**

Sioux Falls at Chicago ..... 6:30  
 Gary at Kane County ..... 6:30  
 Lake Country at Milwaukee .. 6:35  
 Winnipeg at Kansas City ... 7:00  
 Sioux City at Lincoln ..... 7:05  
 Fargo at Cleburne ..... 7:06

**Saturday, July 1**

Sioux Falls at Chicago ..... 6:00  
 Lake Country at Milwaukee .. 6:00  
 Winnipeg at Kansas City ... 6:00  
 Sioux City at Lincoln ..... 6:05  
 Gary at Kane County ..... 6:30  
 Fargo at Cleburne ..... 7:06

**Sunday, July 2**

Lake Country at Milwaukee .. 1:00  
 Winnipeg at Kansas City ... 1:00  
 Sioux City at Lincoln ..... 1:05  
 Sioux Falls at Chicago ..... 3:00  
 Fargo at Cleburne ..... 6:05  
 Gary at Kane County ..... 6:30

**Monday, July 3**

Kane County at Chicago ... 6:30  
 Lake Country at Gary ..... 6:45  
 Sioux Falls at Kansas City .. 7:00  
 Winnipeg at Sioux City ..... 7:05  
 Lincoln at Cleburne ..... 7:06

**Tuesday, July 4**

Milwaukee at Fargo ..... 2:00  
 Lake Country at Gary (DH) .. 4:00  
 Kane County at Chicago ... 6:30  
 Sioux Falls at Kansas City .. 7:00  
 Winnipeg at Sioux City ..... 7:05  
 Lincoln at Cleburne ..... 7:06

**Wednesday, July 5**

Kane Cnty at Chicago ..... 11:30a  
 Sioux Falls at Kansas City .. 7:00  
 Milwaukee at Fargo ..... 7:02  
 Winnipeg at Sioux City ..... 7:05  
 Lincoln at Cleburne ..... 7:06

**Thursday, July 6**

Milwaukee at Fargo ..... 7:02  
 Cleburne at Sioux City ..... 7:05

**Friday, July 7**

Milwaukee at Winnipeg ..... 6:30  
 Kane County at L.C. .... 6:35  
 Chicago at Sioux Falls ..... 6:35  
 Lincoln at Gary ..... 6:45  
 Kansas City at Fargo ..... 7:02  
 Cleburne at Sioux City ..... 7:05

**Saturday, July 8**

Lincoln at Gary ..... 4:00  
 Chicago at Sioux Falls ..... 5:35  
 Kansas City at Fargo ..... 6:00  
 Milwaukee at Winnipeg ..... 6:00  
 Kane County at L.C. .... 6:05  
 Cleburne at Sioux City ..... 6:05

**Sunday, July 9**

Chicago at Sioux Falls ..... 12:05  
 Kansas City at Fargo ..... 1:00  
 Milwaukee at Winnipeg ..... 1:00  
 Kane County at L.C. .... 1:35  
 Lincoln at Gary ..... 2:00  
 Cleburne at Sioux City ..... 4:05

**Monday, July 10**

Sioux City at Lake Country .. 6:35  
 Kansas City at Sioux Falls .. 6:35

**Tuesday, July 11**

S.C. at Lake Country ..... 11:00a  
 Gary at Kane County ..... 6:30  
 Cleburne at Winnipeg ..... 6:30  
 Chicago at Milwaukee ..... 6:35  
 Kansas City at Sioux Falls .. 6:35  
 Fargo at Lincoln ..... 7:05

**Wednesday, July 12**

Gary at Kane County ..... 11:30a  
 Cleburne at Winnipeg ..... 6:30  
 Sioux City at Lake Country .. 6:35  
 Chicago at Milwaukee ..... 6:35  
 Kansas City at Sioux Falls .. 6:35  
 Fargo at Lincoln ..... 7:05

**Thursday, July 13**

Gary at Kane County ..... 6:30  
 Cleburne at Winnipeg ..... 6:30  
 Chicago at Milwaukee ..... 6:35  
 Kansas City at Sioux Falls .. 6:35  
 Fargo at Lincoln ..... 7:05

**Friday, July 14**

Lake Country at Chicago ... 6:30  
 Sioux Falls at Kane County .. 6:30  
 Cleburne at Winnipeg ..... 6:30  
 Gary at Kansas City ..... 7:00  
 Sioux City at Fargo ..... 7:02  
 Milwaukee at Lincoln ..... 7:05

**Saturday, July 15**

Lake Country at Chicago ... 6:00  
 Sioux City at Fargo ..... 6:00  
 Gary at Kansas City ..... 6:00  
 Cleburne at Winnipeg ..... 6:00  
 Milwaukee at Lincoln ..... 6:05  
 Sioux Falls at Kane County .. 6:30

**Sunday, July 16**

Sioux City at Fargo ..... 1:00  
 Sioux Falls at Kane County .. 1:00  
 Gary at Kansas City ..... 1:00  
 Cleburne at Winnipeg ..... 1:00  
 Milwaukee at Lincoln ..... 1:05  
 Lake Country at Chicago ... 3:00

**Monday, July 17**

All-Star Break

**Tuesday, July 18**

All-Star Break

**Wednesday, July 19**

All-Star Break

**Thursday, July 20**

Chicago at Gary ..... 12:00  
 Kane County at Fargo ..... 12:30  
 Winnipeg at Milwaukee ..... 6:35  
 Lincoln at Sioux City ..... 7:05

**Friday, July 21**

Winnipeg at Milwaukee ..... 6:35  
 Chicago at Gary ..... 6:45  
 Kane County at Fargo ..... 7:02  
 Sioux Falls at Lake Country .. 7:05  
 Lincoln at Sioux City ..... 7:05  
 Kansas City at Cleburne ... 7:06

**Saturday, July 22**

Chicago at Gary ..... 4:00  
 Kane County at Fargo ..... 6:00  
 Winnipeg at Milwaukee ..... 6:00  
 Sioux Falls at Lake Country .. 6:05  
 Lincoln at Sioux City ..... 6:05  
 Kansas City at Cleburne ... 7:06

**Sunday, July 23**

Kane County at Fargo ..... 1:00  
 Winnipeg at Milwaukee ..... 1:00  
 Sioux Falls at Lake Country .. 1:35  
 Chicago at Gary ..... 2:00  
 Lincoln at Sioux City ..... 4:05  
 Kansas City at Cleburne .... 6:05

**Monday, July 24**

No games

**Tuesday, July 25**

Kane Cnty at Kan. City... 11:00a  
 L.C. at Chicago ..... 11:30a  
 Sioux City at Winnipeg ..... 6:30  
 Lincoln at Milwaukee ..... 6:35  
 Fargo at Sioux Falls ..... 6:35  
 Gary at Cleburne ..... 7:06

**Wednesday, July 26**

Lake Country at Chicago ... 6:30  
 Sioux City at Winnipeg ..... 6:30  
 Lincoln at Milwaukee ..... 6:35  
 Fargo at Sioux Falls ..... 6:35  
 Kane County at Kansas City .. 7:00  
 Gary at Cleburne ..... 7:06

**Thursday, July 27**

Kane County at Kansas City .. 1:00  
 Lake Country at Chicago ... 6:00  
 Sioux City at Winnipeg ..... 6:30  
 Lincoln at Milwaukee ..... 6:35  
 Fargo at Sioux Falls ..... 6:35  
 Gary at Cleburne ..... 7:06

**Friday, July 28**

Milwaukee at Chicago ..... 6:30  
 Fargo at Winnipeg ..... 6:30  
 Lake Country at Sioux Falls .. 6:35  
 Kane County at Lincoln ..... 7:05  
 Kansas City at Sioux City .. 7:05  
 Gary at Cleburne ..... 7:06

**Saturday, July 29**

Lake Country at Sioux Falls .. 5:35  
 Milwaukee at Chicago ..... 6:00  
 Fargo at Winnipeg ..... 6:00  
 Kane County at Lincoln ..... 6:05  
 Kansas City at Sioux City .. 6:05  
 Gary at Cleburne ..... 7:06

**Sunday, July 30**

Lake Country at Sioux Falls .. 12:05  
 Fargo at Winnipeg ..... 1:00  
 Kane County at Lincoln ..... 1:05  
 Milwaukee at Chicago ..... 3:00  
 Kansas City at Sioux City .. 4:05  
 Gary at Cleburne ..... 6:05

**Monday, July 31**

Fargo at Winnipeg ..... 5:30  
 Milwaukee at Lake Country .. 6:35  
 Kane County at Lincoln ..... 7:05

**Tuesday, August 1**

Cleburne at Kane County ... 6:30  
 Milwaukee at Lake Country .. 6:35  
 Sioux Falls at Gary ..... 6:45  
 Winnipeg at Kansas City ... 7:00  
 Chicago at Lincoln ..... 7:05  
 Fargo at Sioux City ..... 7:05

**Wednesday, August 2**

Cleburne at Kane County ... 6:30  
 Milwaukee at Lake Country .. 6:35  
 Sioux Falls at Gary ..... 6:45  
 Winnipeg at Kansas City ... 7:00  
 Chicago at Lincoln ..... 7:05  
 Fargo at Sioux City ..... 7:05

**Thursday, August 3**

Cleburne at Kane County ... 6:30  
 Milwaukee at Lake Country .. 6:35  
 Sioux Falls at Gary ..... 6:45  
 Winnipeg at Kansas City ... 7:00  
 Chicago at Lincoln ..... 7:05  
 Fargo at Sioux City ..... 7:05

**Friday, August 4**

Cleburne at Kane County ... 6:30  
 Lincoln at Lake Country ..... 6:35  
 Chicago at Milwaukee ..... 6:35  
 Sioux City at Gary ..... 6:45  
 Winnipeg at Kansas City ... 7:00  
 Sioux Falls at Fargo ..... 7:02

**Saturday, August 5**

Sioux City at Gary ..... 4:00  
 Sioux Falls at Fargo ..... 6:00  
 Chicago at Milwaukee ..... 6:00  
 Winnipeg at Kansas City ... 6:00  
 Lincoln at Lake Country ..... 6:05  
 Cleburne at Kane County ... 6:30

**Sunday, August 6**

Sioux Falls at Fargo ..... 1:00  
 Cleburne at Kane County ... 1:00  
 Winnipeg at Kansas City ... 1:00  
 Chicago at Milwaukee ..... 1:00  
 Lincoln at Lake Country ..... 1:35  
 Sioux City at Gary ..... 2:00

**Monday, August 7**

No games

**Tuesday, August 8**

Gary at Chicago ..... 6:30  
 Lincoln at Winnipeg ..... 6:30  
 Kansas City at Milwaukee .. 6:35  
 Kane County at Sioux Falls .. 6:35  
 Sioux City at Fargo ..... 7:02  
 Lake Country at Cleburne .. 7:06

**Wednesday, August 9**

Gary at Chicago ..... 6:30  
 Lincoln at Winnipeg ..... 6:30  
 Kansas City at Milwaukee .. 6:35  
 Kane County at Sioux Falls .. 6:35  
 Sioux City at Fargo ..... 7:02  
 Lake Country at Cleburne .. 7:06

**Thursday, August 10**

Kane County at Sioux Falls .. 12:05  
 Gary at Chicago ..... 6:00  
 Lincoln at Winnipeg ..... 6:30  
 Kansas City at Milwaukee .. 6:35  
 Sioux City at Fargo ..... 7:02  
 Lake Country at Cleburne .. 7:06

**Friday, August 11**

Fargo at Winnipeg ..... 6:30  
 Milwaukee at Sioux Falls ... 6:35  
 Kane County at Gary ..... 6:45  
 Kansas City at Lincoln ..... 7:05  
 Chicago at Sioux City ..... 7:05  
 Lake Country at Cleburne .. 7:06

**Saturday, August 12**

Kane County at Gary ..... 4:00  
 Milwaukee at Sioux Falls ... 5:35  
 Fargo at Winnipeg ..... 6:00  
 Kansas City at Lincoln ..... 6:05  
 Chicago at Sioux City ..... 6:05  
 Lake Country at Cleburne .. 7:06

**Sunday, August 13**

Milwaukee at Sioux Falls .. 12:05  
 Fargo at Winnipeg ..... 1:00  
 Kansas City at Lincoln ..... 1:05  
 Kane County at Gary ..... 2:00  
 Chicago at Sioux City ..... 4:05  
 Lake Country at Cleburne .. 6:05

**Monday, August 14**

No games

**Tuesday, August 15**

Cleburne at Chicago ..... 6:30  
 Milwaukee at Kane County .. 6:30  
 Gary at Lake Country ..... 6:35  
 Sioux Falls at Kansas City .. 7:00  
 Lincoln at Fargo ..... 7:02  
 Winnipeg at Sioux City ..... 7:05

**Wednesday, August 16**

Cleburne at Chicago ..... 6:30  
 Milwaukee at Kane County .. 6:30  
 Gary at Lake Country ..... 6:35  
 Sioux Falls at Kansas City .. 7:00  
 Lincoln at Fargo ..... 7:02  
 Winnipeg at Sioux City ..... 7:05

**Thursday, August 17**

Cleburne at Chicago ..... 6:00  
 Milwaukee at Kane County .. 6:30  
 Gary at Lake Country ..... 6:35  
 Sioux Falls at Kansas City .. 7:00  
 Lincoln at Fargo ..... 7:02  
 Winnipeg at Sioux City ..... 7:05

**Friday, August 18**

Lake Country at Milwaukee .. 6:00  
 Cleburne at Chicago ..... 6:30  
 Gary at Kane County ..... 6:30  
 Sioux City at Sioux Falls ... 6:35  
 Fargo at Kansas City ..... 7:00  
 Winnipeg at Lincoln ..... 7:05

**Saturday, August 19**

Sioux City at Sioux Falls ... 5:35  
 Cleburne at Chicago ..... 6:00  
 Fargo at Kansas City ..... 6:00  
 Lake Country at Milwaukee .. 6:00  
 Winnipeg at Lincoln ..... 6:05  
 Gary at Kane County ..... 6:30

**Sunday, August 20**

Sioux City at Sioux Falls .. 12:05  
 Gary at Kane County ..... 1:00  
 Fargo at Kansas City ..... 1:00  
 Lake Country at Milwaukee .. 1:00  
 Winnipeg at Lincoln ..... 1:05  
 Cleburne at Chicago ..... 3:00

**Monday, August 21**

Sioux Falls at Winnipeg ..... 6:30  
 Chicago at Lake Country ... 6:35  
 Fargo at Kansas City ..... 7:00  
 Kane County at Cleburne .. 7:06

# 2023 SCHEDULE

## Tuesday, August 22

Sioux Falls at Winnipeg ..... 6:30  
Chicago at Lake Country .. 6:35  
Fargo at Gary ..... 6:45  
Kansas City at Lincoln ..... 7:05  
Milwaukee at Sioux City ... 7:05  
Kane County at Cleburne... 7:06

## Wednesday, August 23

Sioux Falls at Winnipeg ..... 6:30  
Chicago at Lake Country .. 6:35  
Fargo at Gary ..... 6:45  
Kansas City at Lincoln ..... 7:05  
Milwaukee at Sioux City ... 7:05  
Kane County at Cleburne... 7:06

## Thursday, August 24

Sioux Falls at Winnipeg ..... 6:30  
Chicago at Lake Country .. 6:35  
Fargo at Gary ..... 6:45  
Kansas City at Lincoln ..... 7:05  
Milwaukee at Sioux City ... 7:05  
Kane County at Cleburne... 7:06

## Friday, August 25

Kansas City at Winnipeg ... 6:30  
Milwaukee at Lake Country .. 6:35  
Lincoln at Sioux Falls ..... 6:35  
Chicago at Gary ..... 6:45  
Fargo at Sioux City ..... 7:05  
Kane County at Cleburne... 7:06

## Saturday, August 26

Chicago at Gary ..... 4:00  
Lincoln at Sioux Falls ..... 5:35  
Kansas City at Winnipeg ... 6:00  
Milwaukee at Lake Country .. 6:05  
Fargo at Sioux City ..... 6:05  
Kane County at Cleburne... 7:06

## Sunday, August 27

Kansas City at Winnipeg ... 1:00  
Milwaukee at Lake Country .. 1:35  
Chicago at Gary ..... 2:00  
Lincoln at Sioux Falls ..... 2:05  
Fargo at Sioux City ..... 4:05  
Kane County at Cleburne... 6:05

## Monday, August 28

## Tuesday, August 29

Gary at Chicago ..... 6:30  
Kane County at Milwaukee... 6:35  
Winnipeg at Sioux Falls ..... 6:35  
Sioux City at Kansas City .. 7:00  
Lake Country at Fargo ..... 7:02  
Cleburne at Lincoln ..... 7:05

## Wednesday, August 30

Gary at Chicago ..... 6:30  
Kane County at Milwaukee... 6:35  
Winnipeg at Sioux Falls ..... 6:35  
Sioux City at Kansas City .. 7:00  
Lake Country at Fargo ..... 7:02  
Cleburne at Lincoln ..... 7:05

## Thursday, August 31

Gary at Chicago ..... 6:00  
Kane County at Milwaukee... 6:35  
Sioux City at Kansas City .. 7:00  
Lake Country at Fargo ..... 7:02  
Cleburne at Lincoln ..... 7:05

## Friday, September 1

Sioux City at Chicago ..... 6:30  
Lincoln at Kane County .... 6:30  
Gary at Milwaukee ..... 6:35  
Lake Country at Kan. City.. 7:00  
Winnipeg at Fargo ..... 7:02  
Sioux Falls at Cleburne..... 7:06

## Saturday, September 2

Sioux City at Chicago ..... 6:00  
Winnipeg at Fargo ..... 6:00  
Lake Country at Kan. City.. 6:00  
Gary at Milwaukee ..... 6:00  
Lincoln at Kane County .... 6:30  
Sioux Falls at Cleburne..... 7:06

## Sunday, September 3

Lake Country at Kan. City.. 1:00  
Gary at Milwaukee ..... 1:00  
Sioux City at Chicago ..... 3:00  
Winnipeg at Fargo ..... 4:00  
Sioux Falls at Cleburne..... 6:05  
Lincoln at Kane County .... 6:30

## Monday, September 4

Sioux City at Chicago ..... 1:00  
Winnipeg at Fargo ..... 1:00  
Lincoln at Kane County .... 1:00  
Lake Country at Kan. City.. 1:00  
Gary at Milwaukee ..... 1:00  
Sioux Falls at Cleburne..... 7:06

## Tuesday, September 5

No games

## Wednesday, September 6

Division Playoff Series at lower seed

## Thursday, September 7

No games

## Friday, September 8

Division Playoff Series at higher seed

## Saturday, September 9

Division Playoff Series at higher seed (if necessary)

## Sunday, September 10

No games

## Monday, September 11

Division Championship Series at lower seed

## Tuesday, September 12

No games

## Wednesday, September 13

Division Championship Series at higher seed

## Thursday, September 14

Division Championship Series at higher seed (if necessary)

## Friday, September 15

No games

## Saturday, September 16

League Championship Series  
Team with best record at other division champion

## Sunday, September 17

League Championship Series  
Team with best record at other division champion

## Monday, September 18

No games

## Tuesday, September 19

League Championship Series  
Other division champion at team with best record

## Wednesday, September 20

League Championship Series  
Other division champion at team with best record (if necessary)

## Thursday, September 21

League Championship Series  
Other division champion at team with best record (if necessary)

