




## Game Notes



**D.C. United** at **Colorado Rapids**  
(1-3-4, 7 points) (1-6-1, 4 points)



### Match Information

**Date:** Wednesday, June 11, 2003

**Time:** 9:30 p.m. ET

**Location:** Invesco Field at Mile High; Denver, CO

**TV:** HDNet

**Radio:** English – WMET 1150 AM; Spanish – Radio America 1540 AM, Radio Fiesta 1480 AM, Latino Mix 1350

**Referee:** Michael Kennedy

**Referee's Assistants:** Nathan Clement, Scott McCaslin

**Fourth Official:** Ben Chouaf

**United Uniforms:** white shirts – white shorts – white socks

**Rapids Uniforms:** blue/black shirts – black shorts – black socks

**D.C. United Media Contact:** Doug Hicks (o: 703-397-5448)

**Colorado Media Contact:** Jurgen Mainka (o: 303-299-1487)

German Sterra (o: 303-299-1590)

### 2003 D.C. United Schedule/Results

**Overall MLS Record:** 1-3-4 (7 points)

**Home:** 0-0-3

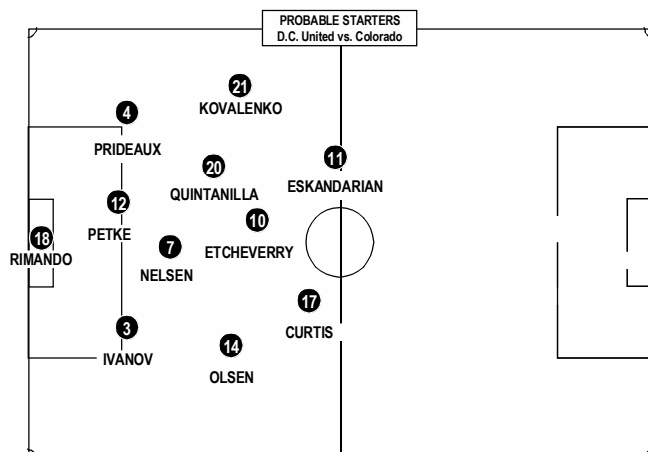
**Away:** 0-3-1

**Overtime:** 0-1-3

DATE	DAY	OPPONENT	TIME/RESULT	TV
April 12	Sat.	at Kansas City	L 3-2 (OT)	
April 19	Sat.	Chicago	T 0-0 (OT)	
April 26	Sat.	at Colorado	T 1-1 (OT)	
May 3	Sat.	Dallas	T 0-0 (OT)	
May 10	Sat.	at MetroStars	L 1-0	
May 14	Wed.	Tottenham %	W 1-0	
May 17	Sat.	Kansas City	T 1-1 (OT)	
May 31	Sat.	at Dallas	L 3-2	
June 7	Sat.	Chicago	W 2-0	
June 11	Wed.	at Colorado	9:30 p.m.	HDNet
June 14	Sat.	Columbus	7:30 p.m.	FSW
June 21	Sat.	New England	7:30 p.m.	CSN, FSW
June 28	Sat.	at Columbus	7:30 p.m.	HDNet
July 2	Wed.	at Dallas	9:00 p.m.	CSN
July 5	Sat.	MetroStars	4:00 p.m.	ESPN2
July 12	Sat.	at Chicago	8:30 p.m.	CSN, FSW
July 19	Sat.	San Jose	4:00 p.m.	ESPN2
July 23	Wed.	Blackburn %	7:30 p.m.	-
July 27	Sun.	at New England	4:00 p.m.	CSN
Aug. 9	Sat.	New England	7:30 p.m.	FSW
Aug. 13	Wed.	Colorado	7:30 p.m.	CSN
Aug. 16	Sat.	at Chicago	8:30 p.m.	HDNet
Aug. 24	Sun.	at San Jose	6:00 p.m.	CSN
Sept. 6	Sat.	Los Angeles	7:30 p.m.	CSN, FSW
Sept. 13	Sat.	San Jose	7:30 p.m.	CSN
Sept. 20	Sat.	at Los Angeles	10:00 p.m.	CSN, HDNet
Sept. 25	Thurs.	at MetroStars	7:30 p.m.	ESPN2
Sept. 28	Sun.	MetroStars	4:00 p.m.	-
Oct. 4	Sat.	at Columbus	7:30 p.m.	HDNet
Oct. 11	Sat.	at New England	4:00 p.m.	-
Oct. 19	Sun.	Columbus	4:00 p.m.	ESPN2
Oct. 25	Sat.	Kansas City	7:30 p.m.	FSW

All times EDT/EST

% Friendly # CONCACAF Champions Cup \* U.S. Open Cup



### D.C. United Injury Report

Milton Reyes – OUT – L ACL surgery

Santino Quaranta – OUT – L groin strain

### D.C. United – Suspended

none

### D.C. United - National Team Duty

Bobby Convey (USA)


Earnie Stewart (USA)

## D.C. United at Colorado Rapids June 11, 2003 9:30 p.m. ET

### 2003 Team Records



**Overall:** 1-3-4 **Points:** 7  
**Place in Standings:** 5<sup>th</sup> in East  
**Home:** 1-0-3 **Away:** 0-3-1  
**Within Division:** 1-1-1 **Outside Division:** 0-2-3  
**Overtime:** 0-1-3



**Overall:** 1-6-1 **Points:** 4  
**Place in Standings:** 5<sup>th</sup> in West  
**Home:** 1-2-1 **Away:** 0-4-0  
**Within Division:** 1-2-0 **Outside Division:** 0-4-1  
**Overtime:** 0-0-1

### United v. Rapids

**Overall:** 9-5-3  
**Home:** 4-2-2  
**Away:** 5-3-1  
**Shootout:** 2-1-0 (1996-99)  
**Overtime:** 0-0-3 (2000+)

Date	Result	Loc.	Note
06/02/1996	W 2-2	A	SOW
08/29/1996	W 2-1	A	
09/21/1996	W 3-1	H	
04/12/1997	W 5-2	A	
06/07/1997	W 5-0	H	
08/02/1997	L 2-2	H	SOL
04/11/1998	W 3-3	H	SOW
06/25/1998	L 3-1	A	
07/10/1999	L 2-1	H	
08/28/1999	W 1-0	A	
05/06/2000	W 5-2	A	
07/01/2000	T 1-1	H	(2OT)
06/30/2001	T 1-1	H	(2OT)
07/04/2001	L 3-1	A	
04/03/2002	L 2-0	A	
06/19/2002	W 2-0	H	
04/26/2003	T 1-1	A	(2OT)

### MLS Table (through Sunday, June 8, 2003)

#### Eastern Conference

TEAM	GP	W	L	T	PTS
MetroStars	9	5	2	2	17
New England Revolution	9	4	2	3	15
Columbus Crew	10	4	3	3	15
Chicago Fire	8	3	2	3	12
D.C. United	8	1	3	4	7

#### Western Conference

TEAM	GP	w	L	T	PTS
Kansas City Wizards	10	4	1	5	17
San Jose Earthquakes	8	4	2	2	14
Los Angeles Galaxy	9	1	4	4	7
Dallas Burn	7	1	3	3	6
Colorado Rapids	8	1	6	1	4

**Next Match: June 11 @ Colorado Rapids****Last Meeting: A Point on the Road**

DENVER, Colo. -- John Spencer's penalty kick canceled out a terrific early strike from Marco Etcheverry, but despite plenty of chances that was it as Colorado Rapids and D.C. United shared the spoils in a 1-1 draw in Denver. For the Rapids, it was their first point of the young season (0-1-1, 1 pt), while United played their second consecutive draw while still searching for a first victory (0-1-2, 2 pts).

"This was the effort we've been looking for," said United Head Coach Ray Hudson. "Our boys are still not happy, but if we bring this type of football back to DC, we'll be headed in the right direction. I've been watching games this week and I believe we're the best team in the Eastern Conference. We're putting on a good show for MLS."

It took Etcheverry and United just seven minutes to open the scoring. Ben Olsen took the ball down the right flank and sent a low ball into the area for Santino Quaranta, who laid it back to Etcheverry racing into the box from deep. The United captain hit a tremendous shot in full flight, giving Rapids goalkeeper Scott Vallow no chance as it flew inside the near post.

The goal was a tremendous spark for United, who have just a 5-34-7 record away from RFK Stadium since 2000, a period in which they haven't reached the playoffs after winning their third MLS Cup. In short succession afterward, the strike partnership of Quaranta and Earnie Stewart each had good chances, but neither failed to test Vallow.

Colorado drew level in the 25th minute. Zizi Roberts broke into the area and tried to round United 'keeper Nick Rimando at the edge of the goal area. The two tangled legs, Roberts falling to the ground and referee Kevin Stott showing no hesitation in pointing to the spot. Spencer stepped up to take the penalty, sending Rimando the wrong way in bringing the home side level.

A few minutes later, Roberts was again sent in alone and Rimando again came flying off his line, this time the United 'keeper parrying the shot. At the other end, Ben Olsen tested Vallow with a sublime chip from just outside the area, the Rapids shot-stopper just tipping the shot over the bar at full stretch.

Chris Henderson had the first good opportunity of the second half, collecting a cross at the right post and hammering a shot from a tight angle that sailed just over the bar.

Hristo Stoitchkov made his United debut, coming on as a 67th-minute substitute for Quaranta, and had an immediate effect on the match. He nearly finished off a remarkable sequence where Spencer was all alone at the far post but somehow contrived to barely get a header on goal, then Rimando sent a long punt over the Rapids defense for the veteran Bulgarian to run onto, Vallow kicking his targeted shot away.

Stoitchkov nearly made the difference in stoppage time, first when he went down in a tangle of legs with defender Jeff Stewart, but Stott gave nothing, then seconds later when he ran down a poor backpass and headed it at Vallow who parried the shot into the air, Jeff Stewart then heading it away from goal, but in the end that was the closest either team came to taking the three points.

United returns home for their next match, against Dallas Burn on May 3 at RFK Stadium, while Colorado also heads East, taking on MetroStars at the Meadowlands on the same night.

Note: Etcheverry left tonight's match in the 85th minute after suffering a left knee injury. He will be evaluated by team doctors on Monday.

	1	2	OT1	OT2	F
D.C. United	1	0	0	0	1
Colorado Rapids	1	0	0	0	1

**Starters**

D.C. United: Nick Rimando, Brandon Prideaux, Ryan Nelsen, Mike Petke, Bobby Convey, Ben Olsen, Jose Alegria (Bryan Namoff 77), Marco Etcheverry (Eliseo Quintanilla 84), Dema Kovalenko, Santino Quaranta (Hristo Stoitchkov 67), Earnie Stewart.

Colorado Rapids: Scott Vallow, Alberto Rizo (Matt Crawford 63), Robin Fraser, Jeff Stewart, Wes Hart, Mark Chung, Kyle Beckerman, Pablo Mastroeni, Chris Henderson (Chris Carrieri 84), Zizi Roberts (Casey Schmidt 90), John Spencer.

**Scoring Summary**

**DC** -- Marco Etcheverry 1 (Santino Quaranta 1, Ben Olsen 1) 7

**COL** -- John Spencer 1 (penalty kick) 24

**Statistics**

	<u>DC</u>	<u>COL</u>
Shots	14	16
Shots On Goal	8	9
Saves	8	7
Corners	4	6
Fouls	17	18
Offside	0	4

**Cautions**

COL -- Robin Fraser (caution) 17

COL -- Pablo Mastroeni (caution) 50

DC -- Jose Alegria (caution) 68

COL -- Jeff Stewart (caution) 99

DC -- Hristo Stoitchkov (caution) 99

**Ejections**

none

Referee: Kevin Stott

Referee's Assistants: Chris Strickland; Scott McCaslin

4th Official: Craig Burns

## ***D.C. United at Colorado Rapids June 11, 2003 9:30 p.m. ET***

Attendance: 21,518  
Time of Game: 2:08  
Weather: Clear-and-70-degrees

### **Last Match: United Registers First Win**

It took nearly two months, but D.C. United finally broke into the win column Saturday, shutting down Chicago Fire while using a two-goal burst in an eight-minute span late in the first half for a 2-0 victory at RFK Stadium.

Marco Etcheverry finally scored in a match between the two teams when his 37th-minute penalty kick put United (1-3-4, 7 pts.) ahead, then Dema Kovalenko scored just before the break while the United defense was rarely threatened by the attack of the Fire (3-2-3, 12 pts.), which had scored four goals in each of their last two games.

"This is what Heaven feels like; this is what Heaven looks like," said United Head Coach Ray Hudson. "It is truly a great feeling. It's a win that is absolutely, unequivocally deserved."

From the outset United was the better side, constructing cohesive attacks and pinning Chicago into their own end with a fluent passing game, despite a newly-laid RFK Stadium field left in poor condition by heavy rains in the Washington area.

In the 19th minute, Eliseo Quintanilla was put in alone on Zach Thornton, but the Fire 'keeper made a fine save coming off his line. Thornton then again robbed Quintanilla, cutting out a low cross at the last second a few minutes later.

As has so often been the case for United this season, the goal seemed certain to come, and finally it did in the 36th minute when the Black-and-Red won a penalty. A corner swung in from the right was met with an overhead kick from Kovalenko, and Orlando Perez was ruled to have used his arm in turning away the effort on the line. Etcheverry narrowly slipped the resulting spot kick past Thornton inside the right post.

The goal snapped a 367-minute scoreless streak in matches between the two teams, and was the first in 469 minutes scored by United against Thornton, an MLS record. But it would take another eight minutes for a goal to come from the run of play - halting a streak of 379 minutes.

Ben Olsen - who won the battle with DaMarcus Beasley on United's right flank on the night - whipped in a high cross to the far post. Kovalenko brought it down with his chest and lashed a drive inside Thornton's left-hand post to double United's lead.

Thornton made an incredible save to keep United from scoring a third after the break, Kovalenko's powerful header on a Brandon Prideaux cross just turned around the post at full stretch by the U.S. international. But United was rarely troubled at the other end, and eventually ran out comfortable winners for the first time this season.

United faces a busy week, traveling to Colorado for a midweek match against the Rapids (7:30 p.m. MT Wednesday) before

returning to RFK Stadium to face Columbus Crew next Saturday night (7:30 p.m. ET). Chicago hit the road again next weekend, playing MetroStars at the Meadowlands, the match to be televised on ESPN2 (4 p.m. ET).

	<u>1</u>	<u>2</u>	<u>F</u>
D.C. United	2	0	0
Chicago Fire	0	0	0

### **Starters**

D.C. United — Nick Rimando, Galin Ivanov, Mike Petke, Brandon Prideaux, Ben Olsen (Jose Alegria 75), Marco Etcheverry, Dema Kovalenko, Ryan Nelsen, Bobby Convey, Ali Curtis, Eliseo Quintanilla (Alecko Eskandarian 62).

Chicago Fire — Zach Thornton, Evan Whitfield, C.J. Brown, Jim Curtin, Orlando Perez (Andy Williams 62), Logan Pause, Kelly Gray, Justin Mapp, DaMarcus Beasley, Damani Ralph (Nate Jaqua 58), Ante Razov.

### **Scoring Summary**

DC -- Marco Etcheverry 3 (penalty kick) 37

DC -- Dema Kovalenko 1 (Ben Olsen 1, Ali Curtis 1) 45

### **Statistics**

	<u>DC</u>	<u>CHI</u>
Total Shots	10	4
Shots on Goal	7	3
Fouls	31	24
Offsides	4	4
Corner Kicks	11	1
Saves	3	5

### **Cautions**

DC -- Galin Ivanov (caution; Reckless Foul) 20

CHI -- Orlando Perez (caution; Deliberate Handball) 36

DC -- Marco Etcheverry (caution; Reckless Foul) 42

DC -- Bobby Convey (caution; Reckless Foul) 54

CHI -- Kelly Gray (caution; Reckless Foul) 56

### **Ejections**

None

Referee: Jair Marrufo

Referee's Assistants: George Vergara, Francisco Sanchez

4th Official: Erich Simmons

Attendance: 11,807

Time of Game: 1:53

Weather: Cloudy-and-66-degrees

### **Series History: United Leads 9-5-3**

D.C. United has an impressive record against the Rapids, both at home and on the road. United is 4-2-2 against the Rapids at RFK Stadium, and is 5-3-1 in Colorado. This is the second of three meetings between the two sides this season. D.C. United and the Rapids played to a 1-1 draw on April 26<sup>th</sup> with Marco Etcheverry scoring for United. The final match-up with Colorado will take place at RFK on August 13<sup>th</sup>.

United's largest margin of victory over the Rapids came on June 7, 1997 when the Black-and-Red thrashed the Rapids 5-0 at RFK. Colorado's best victories over United carried 3-1 score lines. Those games were June 25, 1998 and July 4, 2001.

### **Scoring Trends**

Six of D.C. United's eight goals this season have come in the first half of play. United is undefeated (1-0-1) when scoring the first goal and has yet to come from behind to win a game. The Black-and-Red hold a record of 0-3-1 when the opposing team scores the first goal.

### **Bobby's World**

D.C. United will be without the services of 20-year-old midfielder Bobby Convey who is currently with the U.S. National Team in preparation for the FIFA Confederations Cup. Convey has started every match for D.C. United so far this season and has played more minutes than any other player on the team (749). He is also the only player for United to have a multiple-goal game this season. Convey netted twice in a 3-2 losing effort in Dallas against the Burn on May 31. United forward Earnie Stewart is also with the U.S. squad for the Confederations Cup.

### **Rocky Road**

D.C. United has continued the 2002 season trend of struggling on the road. United's record through four games away from RFK Stadium is a miserable 0-3-1. Five of the team's eight goals this season have come on the road, but the defense has

allowed eight goals. D.C. has only been scored on once at home this season.

### **Loan Sharks**

D.C. United rookie defender David Stokes again saw action for the A-League's Virginia Beach Mariners in their 5-0 stomping of the Atlanta Silverbacks on Friday, June 6. He came on as a second half substitute.

In addition, third-year midfielder/defender Bryan Namoff was loaned to the Richmond Kickers, also of the A-League, for their match on Sunday against the Silverbacks. He started and played the entire match, scoring the first goal for Richmond in their 2-1 victory in the second game of a doubleheader that also saw the U.S. National Team beat New Zealand 2-1.

### **Consistently Inconsistent**

D.C. United will feature its 9<sup>th</sup> different starting lineup in Colorado on Wednesday. The Black-and-Red have not started with the same line-up in any two games this season. With Bobby Convey missing for national team service, that streak is to continue. The only player other than Convey to start in all eight matches so far this season is Ben Olsen. Olsen is expected to continue that streak against Colorado.

### **Broadcasting and Public Address Request**

When referring to the team, please call us either "D.C. United" or "United", but not "*the* D.C. United" or "*the* United." We appreciate your cooperation.

**Head Coach Ray Hudson**

A South Florida soccer legend for more than 20 years, Ray Hudson was named the head coach of D.C. United on January 8, 2002. Hudson joins United from Fusion F.C., where, in his first full year as head coach of the club, he led them to the best regular season record in MLS and to the semifinals of the 2001 MLS Cup.

Hudson was named head coach of the Fusion on May 8, 2000 and instilled an exciting offensive attack that netted more than two goals per game and narrowly missed the playoffs by two points. The team that had just one win in its first eight games of the season before Hudson's hiring, immediately recorded three straight victories on its way to an 11-12-1 mark the remainder of the year. The team also advanced to the 2000 Lamar Hunt U.S. Open Cup final, winning four consecutive contests before falling to the Chicago Fire 2-1 in the Championship game on October 21.

In 2001, Hudson molded Fusion F.C. into a championship contender by bringing in talented players such as Carlos Llamasa, Chris Henderson, Preki, Ian Bishop and Alex Pineda Chacon. The results were new Fusion club records for wins (16), points (53), goals (57), assists (89) and fewest goals allowed (36) in a season that also netted the first division title in club history and the 2001 MLS Supporters Shield.

Known as one of the most quotable personalities in American sports, the colorful Hudson previously served as Fusion F.C.'s television color analyst on Sunshine Network from its inception in 1998 until he took the reigns as head coach. He also worked in the office as the community outreach manager for seven months.

Hudson, 47, brings to United an unparalleled level of passion, grit and determination gained over a long and stellar relationship with the world's most popular sport. As a crafty playmaker, his list of teammates and opponents reads as a "who's who" of soccer history. German World Cup hero Gerd Muller, English goalkeeper Gordon Banks and Peruvian legend "Nene" Cubillas all played with him. The great Brazilian Pele, Dutchman Johan Cruyff and Ireland's George Best battled against the native of Newcastle England.

"Rocky," as he was affectionately known during his playing days, captured the hearts of South Florida sports fans as captain of the Fort Lauderdale Strikers from 1977-84. He was a five-time NASL All-Star midfielder who led the Strikers to the Soccer Bowl in 1980. Former Strikers and Kansas City Wizards head coach Ron Newman said in 1978, "Ray is the finest midfielder in the league. I wouldn't trade him for Franz Beckenbauer or any other midfielder in the NASL."

When the team moved to Minneapolis, Hudson played three years for the club (1984-87) and finished his NASL career with 197 games played, 44 goals and 99 assists (third in NASL history). He then returned to South Florida to play for the Fort Lauderdale Strikers of the APSL (1988-91).

Hudson began his professional career with Newcastle United of the English Premier League in 1973 at the age of 17. He made over 40 appearances for the first division club from 1973-77 before joining the Strikers.

After retiring from soccer in 1992, Hudson stayed active in the sport as director of coaching for the Hollywood Wildcats youth program (1993-97) and coach at University High School at Nova Southeastern (1998) in Davie.

Hudson returned to Lockhart Stadium in 1998 as the Fusion's color commentator on Sunshine Network. As a television analyst, his enthusiasm and knowledge of the game earned him critical praise. *City Link* magazine named him the area's best color analyst, and a CNN/SI web site poll selected him the best analyst in MLS. As the Fusion's community outreach manager, Hudson entertained an average of 20,000 children a month with energetic soccer assemblies at elementary schools and clinics involving local youth teams.

**MLS Coaching Career:**

<b>YEAR</b>	<b>CLUB</b>	<b>W</b>	<b>L</b>	<b>T</b>	<b>GF</b>	<b>GA</b>	<b>POSITION</b>
2000	Miami Fusion	11	12	1	54	56	3 <sup>rd</sup> East
2001	Miami Fusion	16	5	5	57	36	1 <sup>st</sup> East
2002	D.C. United	9	14	5	31	40	5 <sup>th</sup> East
2003	D.C. United	1	3	4	6	6	5 <sup>th</sup> East
<b>MLS Coaching Totals:</b>		<b>37</b>	<b>34</b>	<b>15</b>			

## D.C. United at Colorado Rapids June 11, 2003 9:30 p.m. ET

**1 Doug Warren GK Ht: 6'0" Wt: 197 Dob: 3.18.81**

A 2003 SuperDraft pick, Doug Warren was a standout goalkeeper at Clemson University where he earned NSCAA All-American first team honors and posted a 1.33 goals against average. He has not yet made an appearance during the 2003 season.

**2 David Stokes D Ht: 6'3" Wt: 203 Dob: 5.28.82**

A hard-working defender, David Stokes was selected fifth overall in the 2003 MLS SuperDraft. Stokes was one of the top defenders at the University of North Carolina, winners of the College Cup in 2001. He has not yet made an appearance during the 2003 season.

**3 Galin Ivanov D Ht: 6'1" Wt: 170 Dob: 6.4.75**

Galin Ivanov is a very talented defender who spent the past six years with CSKA Sofia in his native land. One of the game's most astute defenders, the Bulgarian international's presence in the D.C. United back line will be a key element in the team's success in 2003.

YEAR	TEAM	GP	GS	MIN	G	A	PTS	SHT	SOG	BLK	FC	FS	CK	C	E
2003	D.C. United	3	3	280	0	0	0	3	1	0	2	1	0	1	0
	OPPONENT	GP	GS	MIN	G	A	PTS	SHT	SOG	BLK	FC	FS	CK	C	E
	Chicago	1	1	90	0	0	0	1	0	0	1	1	0	1	0
	Dallas	1	1	90	0	0	0	2	1	0	1	0	0	0	0
	Kansas City	1	1	100	0	0	0	0	0	0	0	0	0	0	0
	MONTH	GP	GS	MIN	G	A	PTS	SHT	SOG	BLK	FC	FS	CK	C	E
	May	2	2	190	0	0	0	2	1	0	1	0	0	0	0
	June	1	1	90	0	0	0	1	0	0	1	1	0	1	0

### Regular-Season Game Highs:

Goals	0
Assists	0
Points	0
Shots on Goal	1, May 31, 2003, DC at DAL
Shots	2, May 31, 2003, DC at DAL
Fouls Committed	1, 2 times, last: June 7, 2003, DC vs. CHI
Fouls Suffered	1, June 7, 2003, DC vs. CHI

**4 Brandon Prideaux D Ht: 6'0" Wt: 170 Dob: 8.18.76**

Brandon Prideaux returns for his second season at D.C. United after playing three seasons with the Kansas City Wizards. Prideaux is a strong defender who will be called upon to mark some of the toughest opposition that MLS has to offer.

YEAR	TEAM	GP	GS	MIN	G	A	PTS	SHT	SOG	BLK	FC	FS	CK	C	E
1999	Kansas City	15	8	937	0	1	1	2	0	0	10	16	0	1	0
2000	Kansas City	31	31	2809	0	0	0	3	2	0	38	58	0	4	0
2001	Kansas City	23	22	2028	0	1	1	0	0	2	31	27	0	5	0
2002	D.C. United	27	26	2389	0	0	0	3	1	1	36	26	0	6	0
2003	D.C. United	7	7	670	0	0	0	0	0	1	10	6	0	0	0
	Totals	103	94	8833	0	2	2	8	3	4	125	133	0	16	0
YEAR	POSTSEASON	GP	GS	MIN	G	A	PTS	SHT	SOG	BLK	FC	FS	CK	C	E
2000	Kansas City	7	7	659	0	0	0	2	0	0	11	15	0	0	0
	OPPONENT	GP	GS	MIN	G	A	PTS	SHT	SOG	BLK	FC	FS	CK	C	E
	Chicago	11	11	927	0	0	0	4	2	0	16	14	0	2	0
	Columbus	9	8	777	0	0	0	0	0	0	12	5	0	0	0
	Colorado	11	10	985	0	0	0	1	0	1	19	17	0	3	0
	Dallas	7	7	650	0	0	0	1	1	0	6	11	0	1	0
	D.C. United	5	5	387	0	0	0	0	0	0	7	7	0	0	0
	Kansas City	5	5	472	0	0	0	1	0	0	3	6	0	1	0
	Los Angeles	13	11	1076	0	1	1	0	0	1	11	17	0	2	0
	MetroStars	12	12	1090	0	0	0	0	0	1	19	17	0	2	0
	Miami	6	4	468	0	0	0	0	0	1	1	7	0	0	0
	New England	7	7	614	0	1	1	0	0	0	7	11	0	1	0
	San Jose	12	9	927	0	0	0	1	0	0	14	16	0	4	0
	Tampa Bay	5	5	460	0	0	0	0	0	0	10	5	0	0	0
	MONTH	GP	GS	MIN	G	A	PTS	SHT	SOG	BLK	FC	FS	CK	C	E
	March	3	3	272	0	0	0	0	0	1	1	6	0	0	0
	April	19	17	1678	0	0	0	0	0	0	22	34	0	2	0
	May	18	17	1543	0	0	0	1	0	1	21	15	0	3	0
	June	17	15	1362	0	0	0	2	2	1	20	20	0	1	0

## D.C. United at Colorado Rapids June 11, 2003 9:30 p.m. ET

July	18	17	1598	0	2	2	2	1	1	25	24	0	1	0
August	18	16	1537	0	0	0	3	0	0	23	25	0	5	0
September	9	9	798	0	0	0	0	0	0	12	9	0	3	0
October	1	0	45	0	0	0	0	0	0	1	0	0	1	0

### Regular-Season Game Highs:

Goals	0
Assists	1, 2 times, last: July 29, 2001, KC vs. NE
Points	1, 2 times, last: July 29, 2001, KC vs. NE
Shots on Goal	1, 3 times, last: July 20, 2002, DC at CHI
Shots	1, 8 times, last: Aug. 10, 2002, DC vs. KC
Fouls Committed	4, 3 times, last: May 10, 2003, DC at MET
Fouls Suffered	6, Apr. 1, 2000, KC vs. COL

### 5 Milton Reyes D Ht: 5'10" Wt: 166 Dob: 5.2.74

Milton Reyes proved himself to be one of United's best defenders in the 2002 season, using his speed and strength to patrol the entire right side of the field. Reyes has been a staple on the Honduran National Team since 1999. Reyes suffered a torn ACL and meniscus in a preseason match against the Richmond Kickers and is expected to miss most of the 2003 season.

### 7 Ryan Nelsen D Ht: 6'1" Wt: 196 Dob: 10.18.77

A strong, aggressive defensive minded player, Ryan Nelsen was initially penciled in as a defensive midfielder in 2001, yet has made the transition to a defender. Nelsen has international experience with the New Zealand national team to compliment his tactical knowledge and distribution skills.

YEAR	TEAM	GP	GS	MIN	G	A	PTS	SHT	SOG	BLK	FC	FS	CK	C	E
2001	D.C. United	19	19	1643	0	2	2	11	4	1	33	12	0	4	0
2002	D.C. United	20	17	1596	4	3	11	15	12	3	28	14	0	2	0
2003	D.C. United	7	7	626	0	0	0	8	3	0	13	7	0	0	1
	Totals	46	43	3865	4	5	13	34	19	4	74	33	0	6	1
	OPPONENT	GP	GS	MIN	G	A	PTS	SHT	SOG	BLK	FC	FS	CK	C	E
	Chicago	7	6	602	0	0	0	7	3	1	12	5	0	1	0
	Columbus	5	4	383	0	0	0	3	3	1	10	3	0	0	0
	Colorado	3	3	280	1	0	2	3	1	0	3	1	0	0	0
	Dallas	1	1	100	0	0	0	2	1	0	1	0	0	0	0
	Kansas City	5	5	426	0	0	0	4	3	0	5	4	0	0	1
	Los Angeles	4	3	315	0	0	0	1	1	0	6	2	0	0	0
	MetroStars	6	6	540	0	1	1	5	1	1	13	11	0	1	0
	Miami	3	3	203	0	1	1	1	0	0	5	2	0	1	0
	New England	7	7	556	2	1	5	6	5	1	13	3	0	3	0
	San Jose	4	4	370	1	1	3	2	1	0	5	2	0	0	0
	Tampa Bay	1	1	90	0	1	1	0	0	0	1	0	0	0	0
	MONTH	GP	GS	MIN	G	A	PTS	SHT	SOG	BLK	FC	FS	CK	C	E
	March	2	0	69	0	0	0	0	0	1	1	0	0	0	0
	April	8	7	665	0	0	0	6	2	0	14	2	0	0	0
	May	11	11	929	0	1	1	8	4	1	30	9	0	4	1
	June	5	5	458	3	1	7	7	5	0	8	6	0	0	0
	July	8	8	740	0	0	0	5	4	1	9	6	0	1	0
	August	9	9	840	1	2	4	7	4	1	10	9	0	1	0
	September	3	3	164	0	1	1	1	0	0	2	1	0	0	0

### Regular-Season Game Highs:

Goals	2, June 8, 2002, DC vs. NE
Assists	1, 5 times, last: Aug. 31, 2002, DC vs. SJ
Points	5, June 8, 2002, DC vs. NE
Shots on Goal	3, June 8, 2002, DC vs. NE
Shots	3, June 8, 2002, DC vs. NE
Fouls Committed	6, May 12, 2002, DC vs. CLB
Fouls Suffered	4, Aug. 25, 2002, DC at MET

### 8 Hristo Stoichkov F Ht: 5'9" Wt: 181 Dob: 2.8.66

Hristo Stoichkov comes to D.C. United after spending three years with the Chicago Fire. A legend in the world of soccer, Stoichkov was one of the top players in the world in the mid 1990s. He captured the Golden Boot at the 1994 World Cup when he led the Bulgarian team to a fourth place finish in the tournament.



## D.C. United at Colorado Rapids June 11, 2003 9:30 p.m. ET

YEAR	TEAM	GP	GS	MIN	G	A	PTS	SHT	SOG	BLK	FC	FS	CK	C	E
2000	Chicago	18	12	987	9	7	25	54	24	0	14	31	57	3	1
2001	Chicago	17	10	916	6	5	17	53	28	0	14	27	48	4	0
2002	Chicago	16	6	693	2	3	7	39	18	0	11	17	25	4	0
2003	D.C. United	5	0	130	0	1	1	5	2	0	7	3	3	1	0
	Totals	56	28	2726	17	16	50	151	72	0	46	78	133	12	1

YEAR	POSTSEASON	GP	GS	MIN	G	A	PTS	SHT	SOG	BLK	FC	FS	CK	C	E
2000	Chicago	7	7	605	4	5	13	27	13	0	9	16	29	3	0
2001	Chicago	3	0	97	0	0	0	7	2	0	2	4	6	1	0
2002	Chicago	3	2	198	0	0	0	8	2	0	4	1	6	2	0
	Totals	13	9	900	4	5	13	42	17	0	15	21	41	6	0

OPPONENT	GP	GS	MIN	G	A	PTS	SHT	SOG	BLK	FC	FS	CK	C	E
Columbus	5	4	364	1	4	6	14	6	0	5	13	14	2	0
Colorado	4	1	183	1	1	3	11	8	0	3	5	7	0	0
Dallas	8	3	410	4	3	11	22	10	0	4	15	25	1	0
D.C. United	5	2	187	1	0	2	7	5	0	4	3	5	3	0
Kansas City	7	5	349	4	2	10	18	10	0	12	11	11	0	1
Los Angeles	4	3	273	2	1	5	13	6	0	3	9	9	1	0
MetroStars	6	0	137	1	0	2	11	2	0	4	3	11	0	0
Miami	4	3	210	1	0	2	14	6	0	3	2	9	1	0
New England	4	3	232	0	2	2	14	7	0	2	9	9	2	0
San Jose	3	2	194	0	1	1	8	2	0	2	3	14	1	0
Tampa Bay	6	2	187	2	2	6	19	10	0	4	5	19	0	0

MONTH	GP	GS	MIN	G	A	PTS	SHT	SOG	BLK	FC	FS	CK	C	E
March	2	2	146	2	0	4	4	3	0	3	5	10	0	1
April	6	3	261	2	0	4	16	10	0	5	3	7	1	0
May	13	5	623	1	3	5	25	9	0	14	24	37	2	0
June	4	3	121	1	1	3	5	2	0	4	4	4	1	0
July	9	1	289	5	2	12	30	18	0	3	4	19	1	0
August	16	9	839	5	5	15	53	22	0	10	25	40	4	0
September	6	5	447	1	5	7	18	8	0	7	13	16	2	0

### Regular-Season Game Highs:

Goals	2, 2 times, last: July 4, 2001, CHI at KC
Assists	2, Sept. 6, 2000, CHI vs. CLB
Points	4, 3 times, last: July 4, 2001, CHI at KC
Shots on Goal	4, 4 times, last: Aug. 14, 2002, CHI vs. KC
Shots	9, July 21, 2001, CHI vs. DAL
Fouls Committed	3, 2 times, last: May 17, 2003, DC vs. KC
Fouls Suffered	6, 2 times, last: May 30, 2001, CHI vs. LA

## 9 Earnie Stewart M/F Ht: 5'9" Wt: 162 Dob: 3.28.69

A modern U.S. soccer legend, Earnie Stewart comes to MLS for his first season after spending over a decade playing in Holland. A versatile player with the ability to change a game in the blink of an eye, Stewart comes in as a natural leader for a United team that has struggled in recent years. Stewart has earned 85 caps for the U.S. National Team and appeared in the 1994, 1998, and 2002 World Cups for the Red, White, and Blue.

YEAR	TEAM	GP	GS	MIN	G	A	PTS	SHT	SOG	BLK	FC	FS	CK	C	E
2003	D.C. United	7	7	651	0	0	0	8	2	0	7	4	7	1	0
	OPPONENT	GP	GS	MIN	G	A	PTS	SHT	SOG	BLK	FC	FS	CK	C	E
	Chicago	1	1	100	0	0	0	2	0	0	1	0	0	0	0
	Colorado	1	1	100	0	0	0	0	0	0	1	0	0	0	0
	Dallas	2	2	169	0	0	0	2	0	0	2	1	3	0	0
	Kansas City	2	2	192	0	0	0	4	2	0	2	3	4	0	0
	MetroStars	1	1	90	0	0	0	0	0	0	1	0	0	1	0
	MONTH	GP	GS	MIN	G	A	PTS	SHT	SOG	BLK	FC	FS	CK	C	E
	April	3	3	292	0	0	0	3	0	0	3	1	0	0	0
	May	4	4	359	0	0	0	5	2	0	4	3	7	1	0

### Regular-Season Game Highs:

Goals	0
Assists	0
Points	0
Shots on Goal	2, May 17, 2003, DC vs. KC
Shots	3, May 17, 2003, DC vs. KC

## D.C. United at Colorado Rapids June 11, 2003 9:30 p.m. ET

Fouls Committed 1, 7 times, last: May 31, 2003, DC at DAL

Fouls Suffered 2, May 17, 2003, DC vs. KC

### 10 Marco Etcheverry M Ht: 5'9" Wt: 190 Dob: 9.26.70

As D.C. United's leader in the center of the field, Marco Etcheverry's cultured left foot has carried D.C. to three MLS Championships. Etcheverry possesses the innate ability to alter the outcome of any match with his vision and skill.

YEAR	TEAM	GP	GS	MIN	G	A	PTS	SHT	SOG	BLK	FC	FS	CK	C	E
1996	D.C. United	26	23	2144	4	19	27	51	30	0	36	50	77	7	0
1997	D.C. United	20	19	1695	3	11	17	45	19	0	20	54	74	4	1
1998	D.C. United	29	29	2590	10	19	39	72	37	0	33	67	198	9	0
1999	D.C. United	22	22	1890	4	17	25	37	18	0	22	54	122	8	1
2000	D.C. United	22	20	1810	4	8	16	34	16	0	25	39	141	6	1
2001	D.C. United	23	23	2024	0	12	12	27	11	0	21	63	115	7	1
2002	D.C. United	24	23	2146	3	8	14	26	12	1	22	54	139	9	0
2003	D.C. United	7	7	656	3	1	7	15	7	0	10	19	31	4	0
	Totals	173	166	14955	31	95	157	307	150	1	189	400	897	54	4

YEAR	POSTSEASON	GP	GS	MIN	G	A	PTS	SHT	SOG	BLK	FC	FS	CK	C	E
1996	D.C. United	6	6	519	1	3	5	13	6	0	9	9	28	2	0
1997	D.C. United	4	4	360	0	2	2	7	5	0	1	8	27	0	0
1998	D.C. United	5	5	450	1	2	4	19	3	0	8	15	36	2	0
1999	D.C. United	6	6	540	1	6	8	6	3	0	3	17	24	1	0
	Totals	21	21	1869	3	13	19	45	17	0	21	49	115	5	0

OPPONENT	GP	GS	MIN	G	A	PTS	SHT	SOG	BLK	FC	FS	CK	C	E
Chicago	13	13	1121	4	6	14	21	10	0	15	27	71	7	1
Columbus	17	15	1390	1	9	11	28	11	0	15	42	79	5	0
Colorado	12	12	1080	2	8	12	25	15	0	8	20	69	2	0
Dallas	13	12	1129	4	6	14	24	14	0	9	28	81	4	1
Kansas City	15	14	1265	4	5	13	32	17	0	21	39	69	3	0
Los Angeles	15	14	1231	0	6	6	17	7	1	17	31	52	5	2
MetroStars	27	27	2451	7	14	28	51	29	0	30	65	145	9	0
Miami	12	12	1032	1	10	12	22	6	0	18	27	78	4	0
New England	20	20	1763	2	13	17	31	17	0	21	58	100	4	0
San Jose	13	12	1123	1	6	8	24	10	0	18	31	49	5	0
Tampa Bay	16	15	1370	5	12	22	32	14	0	17	32	104	6	0

MONTH	GP	GS	MIN	G	A	PTS	SHT	SOG	BLK	FC	FS	CK	C	E
March	8	7	623	1	7	9	17	7	1	12	23	35	4	1
April	27	27	2460	6	14	26	51	27	0	36	66	129	13	1
May	35	33	2947	7	23	37	65	27	0	37	84	158	11	0
June	26	26	2269	3	12	18	41	17	0	25	52	147	7	1
July	26	24	2191	5	7	17	44	23	0	20	57	111	4	1
August	30	29	2649	6	21	33	62	35	0	39	71	172	9	0
September	19	18	1636	3	11	17	25	13	0	16	42	130	5	0
October	2	2	180	0	0	0	2	1	0	4	5	15	1	0

#### Regular-Season Game Highs:

Goals 2, 3 times, last: Apr. 22, 2000, DC vs. MET  
 Assists 3, 4 times, last: May 6, 2000, DC at COL  
 Points 4, 5 times, last: Apr. 22, 2000, DC vs. MET  
 Shots on Goal 4, 2 times, last: Aug. 27, 1997, DC vs. NE  
 Shots 6, June 5, 1999, DC vs. CLB  
 Fouls Committed 4, 3 times, last: Aug. 25, 2002, DC at MET  
 Fouls Suffered 8, May 2, 1997, DC vs. LA

### 11 Alecko Eskandarian F Ht: 5'9" Wt: 165 Dob: 7.9.82

The first overall pick of the 2003 MLS SuperDraft, Alecko Eskandarian is a slippery forward with a knack for finding the back of the net. He won the MAC Herman Trophy Award in his third and final season at the University of Virginia in 2002, distinguishing him as the top collegiate player in the nation.

YEAR	TEAM	GP	GS	MIN	G	A	PTS	SHT	SOG	BLK	FC	FS	CK	C	E
2003	D.C. United	6	3	305	0	1	1	3	1	0	4	11	0	0	0
	OPPONENT	GP	GS	MIN	G	A	PTS	SHT	SOG	BLK	FC	FS	CK	C	E
	Chicago	2	0	44	0	0	0	0	0	0	2	0	0	0	0
	Dallas	2	1	111	0	1	1	1	0	0	0	7	0	0	0
	Kansas City	1	1	90	0	0	0	0	0	0	2	3	0	0	0

## D.C. United at Colorado Rapids June 11, 2003 9:30 p.m. ET

MetroStars	1	1	60	0	0	0	2	1	0	0	1	0	0	0
MONTH	GP	GS	MIN	G	A	PTS	SHT	SOG	BLK	FC	FS	CK	C	E
April	1	0	16	0	0	0	0	0	0	0	0	0	0	0
May	4	3	261	0	1	1	3	1	0	2	11	0	0	0
June	1	0	28	0	0	0	0	0	0	2	0	0	0	0

### Regular-Season Game Highs:

Goals	0
Assists	1, May 31, 2003, DC at DAL
Points	1, May 31, 2003, DC at DAL
Shots on Goal	1, May 10, 2003, DC at MET
Shots	2, May 10, 2003, DC at MET
Fouls Committed	2, 2 times, last: June 7, 2003, DC vs. CHI
Fouls Suffered	7, May 31, 2003, DC at DAL

## 12 Mike Petke D Ht: 6'2" Wt: 199 Dob: 1.30.76

A fierce defender for the MetroStars for five seasons, Mike Petke joins United for his first season with the Black-And-Red. His aggressiveness and effort are sure to win him many fans at RFK this season.

YEAR	TEAM	GP	GS	MIN	G	A	PTS	SHT	SOG	BLK	FC	FS	CK	C	E
1998	MetroStars	27	25	2234	1	1	3	17	4	3	21	27	0	1	0
1999	MetroStars	25	23	2022	1	1	3	30	8	1	24	20	0	5	1
2000	MetroStars	30	29	2672	3	1	7	19	10	5	40	24	0	4	1
2001	MetroStars	25	25	2194	0	1	1	5	0	1	48	19	0	5	1
2002	MetroStars	27	27	2398	0	0	0	8	2	1	41	35	0	6	1
2003	D.C. United	7	7	662	1	0	2	2	2	0	9	2	0	1	0
	Totals	141	136	12182	6	4	16	81	26	11	183	127	0	22	4

YEAR	POSTSEASON	GP	GS	MIN	G	A	PTS	SHT	SOG	BLK	FC	FS	CK	C	E
1998	MetroStars	1	1	90	0	0	0	1	1	0	2	2	0	0	0
2000	MetroStars	5	5	460	0	2	2	3	1	0	6	6	0	2	0
2001	MetroStars	3	3	235	0	0	0	3	0	1	5	1	0	1	0
	Totals	9	9	785	0	2	2	7	2	1	13	9	0	3	0

OPPONENT	GP	GS	MIN	G	A	PTS	SHT	SOG	BLK	FC	FS	CK	C	E
Chicago	13	11	1066	0	0	0	4	1	1	19	13	0	3	0
Columbus	13	13	1145	1	0	2	10	4	0	13	12	0	0	0
Colorado	11	11	1000	1	0	2	7	1	3	19	18	0	3	0
Dallas	13	13	991	0	1	1	6	1	1	18	8	0	1	2
D.C. United	18	18	1563	1	0	2	10	3	3	23	20	0	5	1
Kansas City	12	11	1033	1	0	2	7	4	0	11	6	0	1	0
Los Angeles	7	7	630	0	0	0	4	1	0	15	3	0	3	0
MetroStars	1	1	90	0	0	0	0	0	0	0	0	0	0	0
Miami	15	13	1258	1	0	2	8	3	0	27	9	0	1	1
New England	18	18	1572	1	2	4	12	7	1	18	18	0	3	0
San Jose	7	7	650	0	1	1	4	0	0	6	8	0	2	0
Tampa Bay	13	13	1184	0	0	0	9	1	2	14	12	0	0	0

MONTH	GP	GS	MIN	G	A	PTS	SHT	SOG	BLK	FC	FS	CK	C	E
March	5	5	450	1	0	2	7	3	0	8	3	0	0	0
April	22	22	2033	2	2	6	14	6	1	22	25	0	4	0
May	27	26	2350	0	1	1	15	3	1	29	21	0	2	1
June	25	25	2250	1	1	3	15	3	3	29	29	0	7	0
July	22	19	1680	0	0	0	5	1	2	37	16	0	3	1
August	22	21	1807	1	0	2	9	4	3	33	20	0	4	2
September	17	17	1522	1	0	2	13	4	1	25	12	0	2	0
October	1	1	90	0	0	0	3	2	0	0	1	0	0	0

### Regular-Season Game Highs:

Goals	1, 6 times, last: Apr. 12, 2003, DC at KC
Assists	1, 4 times, last: Apr. 28, 2001, MET vs. DAL
Points	2, 6 times, last: Apr. 12, 2003, DC at KC
Shots on Goal	2, 3 times, last: Sept. 5, 2000, MET vs. MIA
Shots	4, 2 times, last: Aug. 23, 2000, MET vs. KC
Fouls Committed	4, 7 times, last: Sept. 21, 2002, MET at NE
Fouls Suffered	4, 2 times, last: July 31, 2002, MET vs. CLB

## D.C. United at Colorado Rapids June 11, 2003 9:30 p.m. ET

**13 Jose Alegria M Ht: 5'8" Wt: 155 Dob: 10.5.80**

Jose Alegria is a talented midfielder looking to improve on an impressive season in 2002. He can play attacking or defensive midfield. That versatility will surely come in handy during the long MLS season.

YEAR	TEAM	GP	GS	MIN	G	A	PTS	SHT	SOG	BLK	FC	FS	CK	C	E
2001	D.C. United	7	2	277	1	1	3	4	3	0	7	3	1	1	1
2002	D.C. United	14	11	900	0	1	1	19	11	1	23	14	7	5	0
2003	D.C. United	7	5	418	0	0	0	3	1	0	12	9	0	2	0
	Totals	28	18	1595	1	2	4	26	15	1	42	26	8	8	1
	OPPONENT	GP	GS	MIN	G	A	PTS	SHT	SOG	BLK	FC	FS	CK	C	E
	Chicago	5	3	289	0	0	0	6	3	0	6	5	5	1	0
	Columbus	3	1	130	0	0	0	1	0	0	2	4	0	0	0
	Colorado	2	2	143	0	0	0	1	0	0	3	3	0	1	0
	Dallas	4	4	249	0	0	0	3	2	1	4	3	0	1	0
	Kansas City	4	3	262	0	1	1	2	1	0	13	5	1	3	0
	MetroStars	4	3	245	0	0	0	4	2	0	9	4	0	2	1
	Miami	1	0	45	0	0	0	0	0	0	1	0	0	0	0
	New England	4	2	194	0	1	1	7	5	0	4	2	2	0	0
	Tampa Bay	1	0	38	1	0	2	2	2	0	0	0	0	0	0
	MONTH	GP	GS	MIN	G	A	PTS	SHT	SOG	BLK	FC	FS	CK	C	E
	March	1	1	90	0	0	0	1	1	0	1	2	1	1	0
	April	5	4	298	0	0	0	2	1	0	12	5	0	3	0
	May	7	5	456	0	1	1	6	3	0	11	5	5	1	0
	June	6	4	293	0	0	0	2	1	0	10	4	0	1	1
	July	5	2	249	0	1	1	7	4	0	4	8	2	1	0
	August	1	0	13	0	0	0	1	0	0	0	0	0	0	0
	September	3	2	196	1	0	2	7	5	1	4	2	0	1	0

### Regular-Season Game Highs:

Goals 1, Sept. 1, 2001, DC vs. TB  
 Assists 1, 2 times, last: July 4, 2002, DC at KC  
 Points 2, Sept. 1, 2001, DC vs. TB  
 Shots on Goal 2, 3 times, last: Sept. 19, 2002, DC vs. DAL  
 Shots 3, 3 times, last: Sept. 19, 2002, DC vs. DAL  
 Fouls Committed 5, June 15, 2002, DC at KC  
 Fouls Suffered 3, 3 times, last: Apr. 26, 2003, DC at COL

**14 Ben Olsen M Ht: 5'8" Wt: 156 Dob: 5.3.77**

A tireless worker on either flank for United, Ben Olsen loves to take on defenders with his dribbling ability and pace. While injuries limited Olsen's playing time the past two seasons, he is healthy again and will be a very important part of this rebuilt D.C. United team.

YEAR	TEAM	GP	GS	MIN	G	A	PTS	SHT	SOG	BLK	FC	FS	CK	C	E
1998	D.C. United	31	24	2107	4	8	16	44	25	0	48	39	7	2	1
1999	D.C. United	28	26	2292	5	11	21	43	26	1	65	59	35	3	0
2000	D.C. United	13	13	1020	1	3	5	19	9	0	21	28	30	0	0
2002	D.C. United	10	7	718	0	1	1	12	8	1	19	28	3	3	0
2003	D.C. United	8	8	746	0	2	2	6	4	0	19	23	2	1	0
	Totals	90	78	6883	10	25	45	124	72	2	172	177	77	9	1
YEAR	POSTSEASON	GP	GS	MIN	G	A	PTS	SHT	SOG	BLK	FC	FS	CK	C	E
1998	D.C. United	6	6	475	0	1	1	5	4	0	15	14	2	0	0
1999	D.C. United	6	6	532	2	0	4	13	5	0	13	15	0	2	0
	Totals	12	12	1007	2	1	5	18	9	0	28	29	2	2	0
	OPPONENT	GP	GS	MIN	G	A	PTS	SHT	SOG	BLK	FC	FS	CK	C	E
	Chicago	8	6	551	3	4	10	15	11	0	14	14	3	0	0
	Columbus	8	7	634	0	2	2	13	8	0	13	13	6	0	0
	Colorado	5	4	381	1	3	5	6	4	0	6	4	9	0	0
	Dallas	8	8	726	0	1	1	14	12	0	15	19	4	1	0
	Kansas City	8	7	673	0	2	2	12	6	0	14	20	6	2	0
	Los Angeles	5	5	411	0	3	3	2	1	0	9	8	10	0	0
	MetroStars	13	10	963	2	2	6	16	8	2	23	37	9	2	0
	Miami	10	9	749	2	1	5	11	7	0	23	21	3	1	1
	New England	10	8	681	1	2	4	15	8	0	18	13	12	1	0
	San Jose	7	7	493	1	1	3	6	2	0	19	13	10	2	0
	Tampa Bay	8	7	621	0	4	4	14	5	0	18	15	5	0	0
	MONTH	GP	GS	MIN	G	A	PTS	SHT	SOG	BLK	FC	FS	CK	C	E
	March	5	4	367	0	2	2	7	3	0	8	6	7	1	0

## D.C. United at Colorado Rapids June 11, 2003 9:30 p.m. ET

April	14	11	956	1	3	5	19	11	0	24	22	13	2	0
May	19	16	1502	3	6	12	23	12	0	40	40	18	1	0
June	12	12	1030	2	6	10	13	10	0	21	25	11	0	0
July	11	9	836	0	3	3	17	6	0	23	15	24	0	0
August	17	15	1233	3	3	9	29	19	0	36	38	3	4	0
September	10	9	779	1	2	4	13	9	2	16	27	1	1	1
October	2	2	180	0	0	0	3	2	0	4	4	0	0	0

### Regular-Season Game Highs:

Goals	1, 10 times, last: Apr. 8, 2000, DC vs. CHI
Assists	2, Mar. 20, 1999, DC at TB
Points	3, 3 times, last: Apr. 8, 2000, DC vs. CHI
Shots on Goal	4, 2 times, last: Aug. 7, 1998, DC at DAL
Shots	5, 2 times, last: July 18, 1998, DC vs. CHI
Fouls Committed	6, July 7, 1999, DC at CLB
Fouls Suffered	8, Sept. 12, 2002, DC at MET

### 15 Bobby Convey M Ht: 5'9" Wt: 160 Dob: 5.27.83

A left-footed midfielder with pace and skill, Bobby Convey can play wide on the left or as an attacking midfielder. He has shown poise beyond his years and has matured not only at the club level but also as a member of the U.S. National team.

YEAR	TEAM	GP	GS	MIN	G	A	PTS	SHT	SOG	BLK	FC	FS	CK	C	E
2000	D.C. United	22	18	1614	0	2	2	38	20	0	30	20	16	5	0
2001	D.C. United	12	11	992	1	7	9	22	11	0	24	26	1	4	0
2002	D.C. United	26	25	2248	5	3	13	39	25	0	35	26	22	3	1
2003	D.C. United	8	8	749	2	0	4	15	6	0	19	24	10	3	0
Totals		68	62	5603	8	12	28	114	62	0	108	96	49	15	1
	OPPONENT	GP	GS	MIN	G	A	PTS	SHT	SOG	BLK	FC	FS	CK	C	E
	Chicago	7	7	660	0	1	1	8	3	0	14	10	12	2	0
	Columbus	8	6	629	1	1	3	14	8	0	12	14	10	3	0
	Colorado	5	5	461	0	1	1	9	5	0	10	5	7	1	0
	Dallas	6	6	555	3	0	6	17	6	0	10	20	4	2	0
	Kansas City	8	8	632	1	1	3	12	6	0	11	7	1	2	0
	Los Angeles	6	5	399	1	0	2	5	1	0	10	5	9	0	1
	MetroStars	6	6	550	1	2	4	11	8	0	12	6	0	2	0
	Miami	5	4	387	0	0	0	9	5	0	3	10	3	1	0
	New England	9	8	712	0	4	4	17	11	0	14	11	2	1	0
	San Jose	5	4	383	1	0	2	3	3	0	6	5	0	1	0
	Tampa Bay	3	3	235	0	2	2	9	6	0	6	3	1	0	0
	MONTH	GP	GS	MIN	G	A	PTS	SHT	SOG	BLK	FC	FS	CK	C	E
	March	2	1	55	0	0	0	0	0	0	1	0	2	0	1
	April	11	10	927	1	2	4	18	5	0	17	20	5	2	0
	May	16	15	1336	2	4	8	29	14	0	26	36	11	4	0
	June	11	9	831	1	1	3	12	7	0	24	15	14	4	0
	July	11	11	977	1	1	3	24	15	0	17	8	10	1	0
	August	10	9	885	1	1	3	18	11	0	15	9	0	4	0
	September	7	7	592	2	3	7	13	10	0	8	8	7	0	0

### Regular-Season Game Highs:

Goals	2, May 31, 2003, DC at DAL
Assists	3, May 9, 2001, DC vs. NE
Points	4, May 31, 2003, DC at DAL
Shots on Goal	4, May 31, 2003, DC at DAL
Shots	8, May 31, 2003, DC at DAL
Fouls Committed	4, 7 times, last: June 7, 2003, DC vs. CHI
Fouls Suffered	7, May 3, 2003, DC vs. DAL

### 16 Brian Carroll M Ht: 5'10" Wt: 152 Dob: 7.20.81

A solid midfield player from Wake Forest University, Brian Carroll earned All-American honors and considered one of the best college prospects in the country. Carroll has not yet made an appearance during the 2003 season.

### 17 Ali Curtis F Ht: 5'10" Wt: 190 Dob: 12.18.78

The former #2 overall pick in the 2001 MLS draft, Ali Curtis will add depth to United's frontline. Curtis is very athletic and has a great burst of speed. He has provided added firepower off of the bench for the three-time MLS champion.

## D.C. United at Colorado Rapids June 11, 2003 9:30 p.m. ET

YEAR	TEAM	GP	GS	MIN	G	A	PTS	SHT	SOG	BLK	FC	FS	CK	C	E
2001	Tampa Bay	20	12	1211	2	1	5	30	12	0	23	24	2	0	0
2002	D.C. United	20	6	806	5	1	11	25	12	0	16	25	1	1	0
2003	D.C. United	5	1	119	0	1	1	0	0	0	7	9	0	0	0
	Totals	45	19	2136	7	3	17	55	24	0	46	58	3	1	0
	OPPONENT	GP	GS	MIN	G	A	PTS	SHT	SOG	BLK	FC	FS	CK	C	E
	Chicago	9	5	474	0	1	1	7	1	0	15	16	0	0	0
	Columbus	7	5	363	0	0	0	5	0	0	5	8	2	1	0
	Colorado	3	2	151	0	0	0	3	1	0	1	6	0	0	0
	Dallas	5	1	230	2	1	5	9	3	0	6	8	1	0	0
	D.C. United	2	0	56	0	0	0	1	1	0	1	3	0	0	0
	Kansas City	8	2	345	2	0	4	18	8	0	8	5	0	0	0
	Los Angeles	3	2	184	1	1	3	5	4	0	2	3	0	0	0
	MetroStars	4	0	72	2	0	4	5	5	0	4	1	0	0	0
	Miami	2	1	149	0	0	0	1	0	0	4	3	0	0	0
	New England	1	1	90	0	0	0	1	1	0	0	5	0	0	0
	San Jose	1	0	22	0	0	0	0	0	0	0	0	0	0	0
	MONTH	GP	GS	MIN	G	A	PTS	SHT	SOG	BLK	FC	FS	CK	C	E
	March	2	0	60	1	0	2	3	2	0	2	1	0	0	0
	April	10	4	448	3	1	7	16	8	0	11	13	0	0	0
	May	10	4	423	0	1	1	4	2	0	8	8	0	0	0
	June	8	5	458	0	1	1	13	4	0	11	20	0	0	0
	July	6	3	336	1	0	2	7	2	0	7	10	0	1	0
	August	5	2	238	0	0	0	7	2	0	5	1	0	0	0
	September	4	1	173	2	0	4	5	4	0	2	5	3	0	0

### Regular-Season Game Highs:

Goals	1, 7 times, last: Sept. 19, 2002, DC vs. DAL
Assists	1, 3 times, last: June 7, 2003, DC vs. CHI
Points	2, 7 times, last: Sept. 19, 2002, DC vs. DAL
Shots on Goal	3, 2 times, last: June 2, 2001, TB vs. KC
Shots	8, June 2, 2001, TB vs. KC
Fouls Committed	5, June 7, 2003, DC vs. CHI
Fouls Suffered	8, June 7, 2003, DC vs. CHI

## 18 Nick Rimando GK Ht: 5'10" Wt: 201 Dob: 6.17.79

A talented young goalkeeper who has already proven himself as an All-Star, Nick Rimando is known for his quick reflexes and his ability to make acrobatic saves. He has the ability to organize the backline through his great communication skills.

YEAR	TEAM	GP	GS	MIN	SOG	SV	C/P	SHO	GA	GAA	PK	PKA	W	L	T
2000	Miami	22	22	2002	150	102	75	2	41	1.84	3	5	10	11	1
2001	Miami	25	25	2300	155	116	107	5	33	1.29	3	5	15	5	5
2002	D.C. United	28	28	2588	183	131	85	7	40	1.39	5	6	9	14	5
2003	D.C. United	8	8	762	41	31	21	3	9	1.06	2	2	1	3	4
	Totals	83	83	7652	529	380	288	17	123	1.45	13	18	35	33	15
YEAR	POSTSEASON	GP	GS	MIN	SOG	SV	C/P	SHO	GA	GAA	PK	PKA	W	L	T
2001	Miami	6	6	499	36	26	27	2	9	1.62	1	1	3	3	0
	OPPONENT	GP	GS	MIN	SOG	SV	C/P	SHO	GA	GAA	PK	PKA	W	L	T
	Dallas	8	8	746	56	38	20	1	17	2.05	2	2	2	4	2
	D.C. United	7	7	652	45	34	31	1	9	1.24	0	1	5	1	1
	Colorado	9	9	820	57	47	37	3	9	0.99	1	1	6	2	1
	Columbus	7	7	650	38	24	17	1	12	1.66	0	0	0	5	2
	Chicago	10	10	930	52	41	31	5	9	0.87	1	2	5	2	3
	Tampa Bay	4	4	360	27	22	13	1	5	1.25	1	3	3	1	0
	San Jose	5	5	470	36	26	16	0	9	1.72	1	1	2	1	2
	Los Angeles	4	4	380	33	23	19	1	8	1.89	2	2	1	2	1
	Kansas City	9	9	834	59	45	19	1	13	1.40	1	1	3	4	2
	New England	9	9	820	54	38	49	2	12	1.32	0	0	4	4	1
	MetroStars	11	11	990	72	42	36	1	20	1.82	4	5	4	7	0
	MONTH	GP	GS	MIN	SOG	SV	C/P	SHO	GA	GAA	PK	PKA	W	L	T
	March	2	2	182	19	14	8	1	2	0.99	1	1	1	1	0
	April	12	12	1104	64	48	43	3	14	1.14	1	1	5	5	2
	May	16	16	1488	93	72	54	6	18	1.09	4	6	8	4	4
	June	14	14	1278	91	65	48	3	23	1.62	1	3	8	5	1
	July	15	15	1400	101	71	46	2	26	1.67	2	2	1	9	5
	August	16	16	1474	116	81	64	1	26	1.59	1	2	7	6	3

## D.C. United at Colorado Rapids June 11, 2003 9:30 p.m. ET

September      8      8      726      45      29      25      1      14      1.74      3      3      5      3      0

### Regular-Season Game Highs:

Goals Allowed      4, 3 times, last: Sept. 19, 2002, DC vs. DAL  
Saves      10, June 21, 2000, MIA at TB  
Catches/Punches      10, Sept. 7, 2002, DC at NE

### 19 Devin Barclay      M/F      Ht: 5'11"      Wt: 165      Dob: 4.9.83

Devin Barclay enters his third year in MLS after spending 2002 with the San Jose Earthquakes. A hard working and versatile player who will look to make an impact on the team this season, Barclay has not yet made an appearance during the 2003 season.

### 20 Eliseo Quintanilla      M/F      Ht: 5'6"      Wt: 155      Dob: 2.5.83

The left-footed Eliseo Quintanilla is one of El Salvador's most promising young prospects. He is a dynamic player, with great technical ability. Quintanilla can play as a left-sided striker or as a playmaker in the middle of the park.

YEAR	TEAM	GP	GS	MIN	G	A	PTS	SHT	SOG	BLK	FC	FS	CK	C	E
2002	D.C. United	9	9	726	2	2	6	19	11	0	11	18	0	1	0
2003	D.C. United	4	3	258	0	1	1	5	2	0	6	6	0	0	0
	Totals	13	12	984	2	3	7	24	13	0	17	24	0	1	0
	OPPONENT	GP	GS	MIN	G	A	PTS	SHT	SOG	BLK	FC	FS	CK	C	E
	Chicago	3	3	220	0	0	0	4	3	0	2	5	0	0	0
	Colorado	1	0	16	0	0	0	1	0	0	1	0	0	0	0
	Dallas	2	2	167	0	3	3	2	0	0	5	3	0	0	0
	Kansas City	1	1	81	0	0	0	1	0	0	1	1	0	0	0
	MetroStars	3	3	233	0	0	0	6	4	0	7	3	0	1	0
	New England	1	1	90	0	0	0	4	2	0	0	1	0	0	0
	San Jose	2	2	177	2	0	4	6	4	0	1	11	0	0	0
	MONTH	GP	GS	MIN	G	A	PTS	SHT	SOG	BLK	FC	FS	CK	C	E
	April	2	1	106	0	0	0	1	0	0	3	3	0	0	0
	May	1	1	90	0	1	1	2	0	0	3	2	0	0	0
	June	1	1	62	0	0	0	2	2	0	0	1	0	0	0
	July	2	2	158	0	0	0	6	3	0	0	2	0	0	0
	August	4	4	319	2	0	4	8	4	0	3	13	0	0	0
	September	3	3	249	0	2	2	5	4	0	8	3	0	1	0

### Regular-Season Game Highs:

Goals      2, Aug. 17, 2002, DC at SJ  
Assists      2, Sept. 19, 2002, DC vs. DAL  
Points      4, Aug. 17, 2002, DC at SJ  
Shots on Goal      3, Aug. 17, 2002, DC at SJ  
Shots      4, 2 times, last: Aug. 17, 2002, DC at SJ  
Fouls Committed      4, Sept. 12, 2002, DC at MET  
Fouls Suffered      6, Aug. 17, 2002, DC at SJ

### 21 Dema Kovalenko      M      Ht: 5'8"      Wt: 160      Dob: 8.28.77

Dema Kovalenko joins D.C. United for his first season in the Nation's Capital after four seasons with the Chicago Fire. The ultra-talented Ukrainian tallied one goal and eight assists in the 2003 season for the Fire. His reliable first touch and good decisions will be a great asset to the D.C. United midfield.

YEAR	TEAM	GP	GS	MIN	G	A	PTS	SHT	SOG	BLK	FC	FS	CK	C	E
1999	Chicago	11	1	291	3	0	6	8	7	0	5	11	0	0	0
2000	Chicago	31	28	2429	10	5	25	52	35	0	45	51	3	8	0
2001	Chicago	25	25	2311	8	7	23	45	21	0	35	49	0	8	0
2002	Chicago	23	23	2034	1	8	10	38	12	2	41	48	4	6	1
2003	D.C. United	7	7	672	1	0	2	7	4	0	14	18	0	0	0
	Totals	97	84	7737	23	20	66	150	79	2	140	177	7	22	1
YEAR	POSTSEASON	GP	GS	MIN	G	A	PTS	SHT	SOG	BLK	FC	FS	CK	C	E
1999	Chicago	2	0	63	1	0	2	2	2	0	4	3	0	1	0
2000	Chicago	7	7	609	3	2	8	10	5	0	14	12	1	3	0
2001	Chicago	6	6	571	1	1	3	17	5	0	13	15	3	2	0
2002	Chicago	3	3	269	0	0	0	2	1	0	4	5	0	1	0
	Totals	18	16	1512	5	3	13	31	13	0	35	35	4	7	0
	OPPONENT	GP	GS	MIN	G	A	PTS	SHT	SOG	BLK	FC	FS	CK	C	E
	Chicago	2	2	190	1	0	2	2	2	0	5	4	0	0	0
	Columbus	11	9	860	2	3	7	13	6	0	19	28	0	2	0

## D.C. United at Colorado Rapids June 11, 2003 9:30 p.m. ET

Colorado	9	8	738	3	2	8	17	8	0	6	15	1	1	0
Dallas	12	9	919	2	2	6	8	4	0	19	26	0	1	0
D.C. United	7	7	625	2	1	5	11	5	0	12	16	1	3	0
Kansas City	8	8	731	3	2	8	10	5	0	15	18	1	3	0
Los Angeles	8	6	522	0	3	3	8	4	1	17	9	0	3	1
MetroStars	9	8	755	3	3	9	25	14	0	10	15	2	1	0
Miami	8	5	433	2	1	5	11	4	0	10	6	1	2	0
New England	9	8	679	2	2	6	13	9	1	10	18	0	0	0
San Jose	7	7	657	2	0	4	14	9	0	9	13	1	4	0
Tampa Bay	7	7	628	1	1	3	18	9	0	8	9	0	2	0

MONTH	GP	GS	MIN	G	A	PTS	SHT	SOG	BLK	FC	FS	CK	C	E
March	4	3	279	1	0	2	6	4	0	11	6	1	2	0
April	16	15	1278	2	4	8	22	8	0	19	35	0	3	0
May	16	14	1250	4	5	13	27	16	0	19	32	0	3	0
June	13	12	1106	6	3	15	20	13	0	29	17	2	5	0
July	14	14	1320	2	3	7	29	13	0	22	24	4	4	0
August	22	18	1733	4	3	11	32	18	1	23	40	0	2	0
September	11	8	746	4	2	10	14	7	1	16	23	0	3	1
October	1	0	25	0	0	0	0	0	0	1	0	0	0	0

### Regular-Season Game Highs:

Goals	2, 2 times, last: Sept. 3, 2000, CHI vs. COL
Assists	2, May 30, 2001, CHI vs. LA
Points	4, 2 times, last: Sept. 3, 2000, CHI vs. COL
Shots on Goal	4, 2 times, last: Aug. 26, 2000, CHI at TB
Shots	5, 3 times, last: July 27, 2002, CHI vs. MET
Fouls Committed	5, 4 times, last: May 30, 2001, CHI vs. LA
Fouls Suffered	5, 2 times, last: Aug. 30, 2000, CHI vs. DAL

## 25 Santino Quaranta F/M Ht: 6'1" Wt: 185 Dob: 10.14.84

Santino Quaranta is one of the great young talents in MLS. After a breakout rookie year in 2001, the talented teenager was a steady offensive contributor during the 2002 season. He has a strong athletic build making him a dominant offensive force. Possessing a wicked shot, he can strike the ball with either foot with the same power and velocity.

YEAR	TEAM	GP	GS	MIN	G	A	PTS	SHT	SOG	BLK	FC	FS	CK	C	E
2001	D.C. United	16	10	949	5	1	11	34	18	0	21	39	0	1	0
2002	D.C. United	11	11	949	3	4	10	24	11	0	24	24	0	6	0
2003	D.C. United	5	5	407	1	1	3	6	5	0	5	11	0	0	0
	Totals	32	26	2305	9	6	24	64	34	0	50	74	0	7	0

OPPONENT	GP	GS	MIN	G	A	PTS	SHT	SOG	BLK	FC	FS	CK	C	E
Chicago	3	3	246	0	0	0	1	0	0	6	4	0	1	0
Columbus	3	2	221	2	0	4	5	4	0	3	5	0	2	0
Colorado	3	3	190	0	1	1	5	3	0	3	3	0	0	0
Dallas	3	2	215	1	0	2	5	4	0	3	8	0	1	0
Kansas City	3	3	263	3	0	6	13	8	0	7	7	0	0	0
Los Angeles	4	3	266	0	1	1	3	0	0	5	15	0	2	0
MetroStars	5	5	431	0	3	3	14	7	0	10	14	0	0	0
Miami	1	1	82	0	0	0	2	1	0	2	2	0	0	0
New England	4	2	227	3	1	7	9	4	0	8	7	0	1	0
San Jose	2	1	91	0	0	0	5	3	0	3	3	0	0	0
Tampa Bay	1	1	73	0	0	0	2	0	0	0	6	0	0	0

MONTH	GP	GS	MIN	G	A	PTS	SHT	SOG	BLK	FC	FS	CK	C	E
March	2	2	171	0	1	1	1	0	0	5	6	0	1	0
April	7	7	576	2	1	5	15	9	0	13	14	0	1	0
May	8	5	511	2	2	6	11	7	0	7	11	0	3	0
June	7	6	476	3	2	8	20	10	0	10	19	0	2	0
July	4	3	282	2	0	4	9	6	0	7	10	0	0	0
August	4	3	289	0	0	0	8	2	0	8	14	0	0	0

### Regular-Season Game Highs:

Goals	2, 2 times, last: July 14, 2001, DC at NE
Assists	2, May 18, 2002, DC vs. MET
Points	4, 2 times, last: July 14, 2001, DC at NE
Shots on Goal	4, June 16, 2001, DC at KC
Shots	6, 2 times, last: May 18, 2002, DC vs. MET
Fouls Committed	5, May 18, 2002, DC vs. MET
Fouls Suffered	8, Aug. 11, 2001, DC at LA



## D.C. United at Colorado Rapids June 11, 2003 9:30 p.m. ET

**26 Bryan Namoff**      **D/M**      **Ht: 5'10"**      **Wt: 176**      **Dob: 5.28.79**

Bryan Namoff had a strong showing in a variety of roles for United during the 2002 season. He has the ability to play defense or in the midfield. His presence will give depth to United's defensive schemes.

YEAR	TEAM	GP	GS	MIN	G	A	PTS	SHT	SOG	BLK	FC	FS	CK	C	E
2001	D.C. United	15	13	1152	0	7	7	9	4	0	39	8	0	2	0
2002	D.C. United	11	5	442	0	0	0	1	0	0	12	9	0	1	0
2003	D.C. United	4	2	225	0	0	0	1	1	0	4	1	0	0	0
	Totals	30	20	1819	0	7	7	11	5	0	55	18	0	3	0
	OPPONENT	GP	GS	MIN	G	A	PTS	SHT	SOG	BLK	FC	FS	CK	C	E
	Chicago	3	1	107	0	0	0	0	0	0	5	1	0	0	0
	Columbus	3	3	209	0	0	0	1	0	0	6	4	0	0	0
	Colorado	5	2	227	0	1	1	2	1	0	5	3	0	0	0
	Dallas	2	2	196	0	0	0	2	1	0	7	2	0	1	0
	Kansas City	2	2	182	0	2	2	1	0	0	2	1	0	0	0
	Los Angeles	2	2	165	0	0	0	1	0	0	10	1	0	0	0
	MetroStars	6	4	326	0	1	1	2	1	0	5	4	0	1	0
	Miami	2	2	190	0	0	0	0	0	0	7	0	0	0	0
	New England	2	0	15	0	1	1	0	0	0	1	0	0	0	0
	San Jose	1	0	22	0	0	0	0	0	0	0	0	0	0	0
	Tampa Bay	2	2	180	0	2	2	2	2	0	7	2	0	1	0
	MONTH	GP	GS	MIN	G	A	PTS	SHT	SOG	BLK	FC	FS	CK	C	E
	March	1	0	15	0	0	0	0	0	0	2	0	0	0	0
	April	3	1	129	0	0	0	0	0	0	1	1	0	0	0
	May	3	2	155	0	0	0	1	1	0	4	3	0	0	0
	June	5	4	375	0	4	4	4	2	0	10	2	0	1	0
	July	9	5	468	0	2	2	3	1	0	13	3	0	0	0
	August	4	4	310	0	0	0	1	0	0	11	2	0	0	0
	September	5	4	367	0	1	1	2	1	0	14	7	0	2	0

### Regular-Season Game Highs:

Goals	0
Assists	2, June 16, 2001, DC at KC
Points	2, June 16, 2001, DC at KC
Shots on Goal	1, 5 times, last: May 3, 2003, DC vs. DAL
Shots	2, 2 times, last: July 21, 2001, DC at MET
Fouls Committed	6, 2 times, last: Sept. 1, 2001, DC vs. TB
Fouls Suffered	3, 2 times, last: Sept. 14, 2002, DC vs. MET

**2003 D.C. United Regular Season Highs & Lows**

## D.C. United Individual High Games (2003)

=====

Points	4	Bobby Convey	05/31/2003	at	DAL	L 2-3
Goals	2	Bobby Convey	05/31/2003	at	DAL	L 2-3
Assists	1	Marco Etcheverry	04/12/2003	at	KC	L 2-3
	1	Ben Olsen	04/26/2003	at	COL	T 1-1
	1	Santino Quaranta	04/26/2003	at	COL	T 1-1
	1	Alecko Eskandarian	05/31/2003	at	DAL	L 2-3
	1	Eliseo Quintanilla	05/31/2003	at	DAL	L 2-3
	1	Hristo Stoitchkov	05/31/2003	at	DAL	L 2-3
	1	Ali Curtis	06/07/2003	vs.	CHI	W 2-0
	1	Ben Olsen	06/07/2003	vs.	CHI	W 2-0
Shots	8	Bobby Convey	05/31/2003	at	DAL	L 2-3
Shots on Goal	4	Bobby Convey	05/31/2003	at	DAL	L 2-3
Fouls Committed	5	Ali Curtis	06/07/2003	vs.	CHI	W 2-0
	5	Ben Olsen	06/07/2003	vs.	CHI	W 2-0
Fouls Suffered	8	Ali Curtis	06/07/2003	vs.	CHI	W 2-0
Blocked Shots	1	Brandon Prideaux	05/10/2003	at	MET	L 0-1
Saves	8	Nick Rimando	04/26/2003	at	COL	T 1-1
Catches & Punches	6	Nick Rimando	05/10/2003	at	MET	L 0-1
Shots Faced	9	Nick Rimando	04/26/2003	at	COL	T 1-1
Goals Allowed	3	Nick Rimando	04/12/2003	at	KC	L 2-3
	3	Nick Rimando	05/31/2003	at	DAL	L 2-3

## D.C. United Team High Games (2003)

=====

Points	7	05/31/2003	at	DAL	L 2-3
Goals	2	04/12/2003	at	KC	L 2-3
	2	05/31/2003	at	DAL	L 2-3
	2	06/07/2003	vs.	CHI	W 2-0
Assists	3	05/31/2003	at	DAL	L 2-3
Shots	14	04/26/2003	at	COL	T 1-1
Shots on Goal	8	04/26/2003	at	COL	T 1-1
Fouls Committed	31	06/07/2003	vs.	CHI	W 2-0
Fouls Suffered	25	05/31/2003	at	DAL	L 2-3
Blocked Shots	1	05/10/2003	at	MET	L 0-1
Corner Kicks	12	04/19/2003	vs.	CHI	T 0-0
Offside	5	05/17/2003	vs.	KC	T 1-1
Saves	8	04/26/2003	at	COL	T 1-1
Catches & Punches	6	05/10/2003	at	MET	L 0-1
Shots Faced	9	04/26/2003	at	COL	T 1-1
Goals Allowed	3	04/12/2003	at	KC	L 2-3
	3	05/31/2003	at	DAL	L 2-3

**D.C. United at Colorado Rapids June 11, 2003 9:30 p.m. ET****2003 D.C. United Regular Season Stats-At-A-Glance****D.C. UNITED GOALS SCORED INTERVALS:**

TEAM	1-15	15-30	31-45	46-60	61-75	76-90	OT	Total
<b>D.C. United</b>	1	0	5	1	0	1	0	8
Opponents	2	2	2	0	2	0	1	9

**2002 CATEGORICAL WON-LOSS:**

	Home	Road	Overall
Overall:	1-0-3	0-3-1	1-3-4
Overtime:	0-0-3	0-1-1	0-1-4
vs. East:	1-0-1	0-1-0	1-1-1
vs. West:	0-0-2	0-2-1	0-2-3
Scoring First:	1-0-0	0-0-1	1-0-1
Opp. Scoring First:	0-0-1	0-3-0	0-3-1
Leading at Half:	1-0-0	0-1-0	1-1-0
Trailing at Half:	0-0-0	0-2-0	0-2-0
Tied at Half:	0-0-3	0-0-1	0-0-4
Leading at 75':	1-0-0	0-0-0	1-0-0
Trailing at 75':	0-0-0	0-3-0	0-3-0
Tied at 75':	0-0-3	0-1-1	0-1-4
Out-Shooting Opp.:	1-0-1	0-2-0	1-2-1
Out-Shot by Opp.:	0-0-2	0-1-1	0-1-3
Shots Even:	0-0-0	0-0-0	0-0-0
One-Goal Games:	0-0-0	0-3-0	0-3-0
Day Games:	0-0-0	0-0-0	0-0-0
Night Games:	1-0-3	0-3-1	1-3-4
In Black Uniforms:	1-0-3	0-0-0	1-0-3
In White Uniforms:	0-0-0	0-3-1	0-3-1
In Third Strip:	0-0-0	0-0-0	0-0-0
On National TV:	0-0-2	0-1-0	0-1-2
On CSN:	1-0-2	0-2-1	1-2-3
Only Opp.'s Local TV:	0-0-0	0-1-0	0-1-0
No TV:	0-0-0	0-0-0	0-0-0
In April:	0-0-1	0-1-1	0-1-2
In May:	0-0-2	0-2-0	0-2-2
In June:	1-0-0	0-0-0	1-0-0
In July:	0-0-0	0-0-0	0-0-0
In August:	0-0-0	0-0-0	0-0-0
In September:	0-0-0	0-0-0	0-0-0
In October:	0-0-0	0-0-0	0-0-0

**PENALTY KICKS FOR:**

Player	Opponent/Date	Goalkeeper	Result
Etcheverry	Kansas City/5-17	Meola	Scored
Etcheverry	Chicago/6-7	Thornton	Scored

**Total 2-2****PENALTY KICKS AGAINST:**

Player	Team/Date	Goalkeeper	Result
Spencer	Colorado/4-26	Rimando	Scored
Cerritos	Dallas/5-31	Rimando	Scored

**Total 2-2****MISCELLANEOUS STATS:****2003 INDIVIDUAL AWARDS/HONORS:**

none

## D.C. United at Colorado Rapids June 11, 2003 9:30 p.m. ET

### D.C. United 2003 Roster

No.	Name	Pos.	Ht.	Wt.	DOB	Hometown	College
1	Doug Warren	GK	6-0	197	3-18-81	Palatine, IL	Clemson University
2	David Stokes (P)	D	6-3	203	5-28-82	Dumfries, VA	University of North Carolina
3	Galin Ivanov (S)	D	6-1	170	6-4-75	Sofia, Bulgaria	-----
4	Brandon Prideaux	D	6-0	170	8-18-76	Renton, WA	University of Washington
5	Milton Reyes (G)	D/M	5-10	166	5-2-74	Jocon Yoro, Honduras	-----
7	Ryan Nelsen (S)	M/D	6-1	196	10-18-77	Christchurch, New Zeal.	Stanford University
8	Hristo Stoitchkov (S)	F	5-9	181	2-8-66	Chicago, IL	-----
9	Earnie Stewart	F	5-9	162	3-28-69	Point Arena, CA	-----
10	Marco Etcheverry (G)	M	5-9	190	9-26-70	Santa Cruz, Bolivia	-----
11	Alecko Eskandarian (P)	F	5-9	165	7-9-82	Montvale, NJ	University of Virginia
12	Mike Petke	D	6-2	199	1-30-76	Bohemia, NY	Southern CT State
13	Jose Alegria (T)	M	5-8	155	10-5-80	Springfield, VA	-----
14	Ben Olsen	M	5-8	156	5-3-77	Middletown, PA	University of Virginia
15	Bobby Convey	M	5-9	160	5-27-83	Philadelphia, PA	-----
16	Brian Carroll (P)	M	5-10	152	7-20-81	Springfield, VA	Wake Forest University
17	Ali Curtis	F	5-10	190	12-18-78	Ann Arbor, MI	Duke University
18	Nick Rimando	GK	5-10	201	6-17-79	Montclair, CA	UCLA
19	Devin Barclay (P)	F/M	5-11	165	4-9-83	Annapolis, MD	-----
20	Eliseo Quintanilla (T)	F/M	5-6	155	2-5-83	Santa Tecla, El Salvador	-----
21	Dema Kovalenko (G)	M	5-8	160	8-28-77	Rochester, NY	Indiana University
25	Santino Quaranta	F	6-1	185	10-14-84	Baltimore, MD	-----
26	Bryan Namoff	M/D	5-10	176	5-28-79	Rockford, IL	Bradley University

P: Project 40 D: developmental player S: senior international G: United States green card T: transitional international

### D.C. United Alphabetical Roster

No.	Name	Age	Pronunciation	Birthplace	Previous Club
13	Jose Alegria	22	ah-leh-GREE-uh	Lima, Peru	Washington Diplomats (USYSA)
19	Devin Barclay	20	BAR-clay	Annapolis, MD	San Jose Earthquakes (MLS)
16	Brian Carroll	21	CARE-uhl	Springfield, VA	Wake Forest University
15	Bobby Convey	19	CON-vay	Philadelphia, PA	U.S. U-17 National Team
17	Ali Curtis	24	KUR-tis	Philadelphia, PA	Tampa Bay Mutiny (MLS)
11	Alecko Eskandarian	20	es-can-DARE-ee-un	Montvale, NJ	University of Virginia
10	Marco Etcheverry	32	ETCH-uh-VARE-ee	Santa Cruz, Bolivia	CD America [Cali] (COL/1)
3	Galin Ivanov	27	gah-LEEN e-VAHN-ov	Dobrich, Bulgaria	CSKA Sofia (BUL/1)
21	Dema Kovalenko	25	kov-a-LAINE-ko	Kiev, Ukraine	Chicago Fire (MLS)
26	Bryan Namoff	23	NAME-off	Carson City, NV	Bradley University
7	Ryan Nelsen	25	NEL-sun	Christchurch, New Zeal.	Stanford University
14	Ben Olsen	25	OLE-sen	Harrisburg, PA	University of Virginia
12	Mike Petke	27	PET-kee	Bohemia, NY	MetroStars (MLS)
4	Brandon Prideaux	26	pruh-DOH	Seattle, WA	Kansas City Wizards (MLS)
25	Santino Quaranta	18	sann-TEE-no qwa-RAHN-ta	Baltimore, MD	U.S. U-17 National Team
20	Eliseo Quintanilla	20	eh-lee-SAY-o KIN-tah-KNEE-ya	La Libertad, El Salvador	C.D. Aguila (El Salvador/1)
5	Milton Reyes	28	MIL-ton RAY-ez	Jocon Yoro, Honduras	C.D. Motagua (Honduras/1)
18	Nick Rimando	23	REE-mann-do	Montclair, CA	Fusion F.C. (MLS)
9	Earnie Stewart	34	STU-ert	Veghel, Holland	NAC Breda (HOL/1)
8	Hristo Stoitchkov	37	KREES-to STOYCH-kov	Plovdiv, Bulgaria	Chicago Fire (MLS)
2	David Stokes	20	STOKES	Dumfries, VA	University of North Carolina
1	Doug Warren	22	WAR-en	Palatine, IL	Clemson University

**Technical Director:** Dave Kasper

**Head Coach:** Ray Hudson

**Assistant Coaches:** John Trask, Hristo Stoitchkov

**Goalkeeping Coach:** David Vanole

**Strength and Conditioning Coach:** Greg Petrosian

**Director of Team Administration:** Ray Trifari

**Athletic Trainer:** Brian Goodstein

**Equipment Manager:** Francisco Tobar

**Sr. Vice President and General Manager:** Stephen Zack

**Vice President of Communications:** Doug Hicks

**2003 D. C. United Game-by-Game**

<b>Date Att</b>	<b>Game</b>	<b>Scoring</b>	<b>Goals (Assists)</b>	<b>GK (W-L-T)</b>	<b>Pts/Pos</b>	<b>Rec</b>
4/12 22,403	United at Kansas City	2-0-0=2 1-1-1=3	KC: Preki (Taley) 3' DC: Petke (unassisted) 36' DC: Quaranta (Etcheverry, Convey) 46' KC: Klein (Gomez) 61' KC: Brown (Wolff, Fabbro) 92'	Rimando(0-1-0)	0/4 <sup>th</sup>	0-1-0
4/19 17,321	United vs. Chicago	0-0-0=0 0-0-0=0	none	Rimando (0-1-1)	1/4 <sup>th</sup>	0-1-1
4/26 21,518	United at Colorado	1-0-0=1 1-0-0=1	DC: Etcheverry (Quaranta, Olsen) 7'	Rimando (0-1-2)	2/5 <sup>th</sup>	0-1-2 COL: Spencer (pen.) 24'
5/3 12,758	United vs. Dallas	0-0-0=0 0-0-0=0	none	Rimando (0-1-3)	3/5 <sup>th</sup>	0-1-3
5/10 17,934	United at MetroStars	0-0=0 1-0=1	MET: Mathis (Guevera, Lisi) 42'	Rimando (0-2-3)	3/5 <sup>th</sup>	0-2-3
5/14 14,028	United vs. Tottenham Hotspur	1-0=1 0-0=0	DC: own goal (Carr) 30'	Rimando	-	International Friendly
5/17 21,859	United vs. Kansas City	1-0-0=1 1-0-0=1	KC: Preki (unassisted) 6' DC: Etcheverry (PK) 31'	Rimando (0-2-4)	4/5 <sup>th</sup>	0-2-4
5/31 7,617	United at Dallas	0-2=2 2-1=3	DAL: Kreis (Davis) 16' DAL: Gbandi (Davis) 41' DC: Convey (Eskandarian) 51' DAL: Cerritos (pen.) 75' DC: Convey (Stoitchkov, Quintanilla) 89'	Rimando (0-3-4)	4/5 <sup>th</sup>	0-3-4
6/7 11,807	United vs. Chicago	2-0=2 0-0=0	DC: Etcheverry (pen.) 37' DC: Kovalenko (Olsen, Curtis) 45'	Rimando (1-3-4)	7/5 <sup>th</sup>	1-3-4

## 2003 D. C. United Line-ups

**4-12-03**

**at Kansas City, L 3-1 (OT)**

G Rimando  
D Namoff  
D Nelsen  
D Petke  
M Alegria  
M Convey  
M Kovalenko  
M Etcheverry  
M Olsen  
F Quaranta (Curtis 84')  
F Stewart

**4-19-03**

**vs. Chicago Fire, T 0-0 (OT)**

G Rimando  
D Prideaux  
D Nelsen  
D Petke  
M Convey  
M Kovalenko  
M Etcheverry  
M Stewart  
M Olsen  
F Quaranta (Eskandarian 66', Alegria 82')  
F Quintanilla (Curtis 90')

**4-26-03**

**vs. Colorado Rapids, T 1-1 (OT)**

G Rimando  
D Prideaux  
D Nelsen  
D Petke  
M Convey  
M Olsen  
M Alegria (Namoff 77')  
M Etcheverry (Quintanilla 84')  
M Kovalenko  
F Quaranta (Stoitchkov 67')  
F Stewart

**5-3-03**

**vs. Dallas Burn, T 0-0 (OT)**

G Rimando  
D Namoff  
D Nelsen  
D Prideaux  
M Convey  
M Olsen  
M Etcheverry  
M Kovalenko  
M Alegria (Stoitchkov 64')  
F Stewart (Eskandarian 79')  
F Quaranta

---

**5-10-03**

**at MetroStars, L 1-0**

G Rimando  
D Nelsen  
D Petke  
D Prideaux  
D Alegria (Namoff 80')  
M Olsen (Curtis 89')  
M Etcheverry  
M Convey  
F Quaranta  
F Eskandarian (Stoitchkov 60')  
F Stewart

**5-14-03**

**vs. Tottenham Hotspur**

G Rimando  
D Ivanov (Prideaux 64')  
D Nelsen  
D Petke  
M Olsen (Alegria 64')  
M Harkes (Namoff 78')  
M Convey (Quintanilla 70')  
M Etcheverry  
M Kovalenko  
F Quaranta (Stewart 46')  
F Stoitchkov (Curtis 67')

**5-17-03**

**vs. Kansas City, T 1-1 (OT)**

G Rimando  
D Ivanov  
D Petke  
D Prideaux  
M Convey (Stoitchkov 87')  
M Olsen  
M Etcheverry  
M Nelsen  
M Kovalenko  
F Eskandarian (Curtis 90')  
F Stewart

**5-31-03**

**at Dallas Burn, L 3-2**

G Rimando  
D Ivanov  
D Petke  
D Prideaux  
M Olsen  
M Kovalenko  
M Alegria (Stoitchkov 72')  
M Stewart  
M Convey  
F Eskandarian  
F Quintanilla

---

**6-7-03**

**vs. Chicago Fire,**

G Rimando  
D Ivanov  
D Petke  
D Prideaux  
M Olsen (Alegria 75')  
M Etcheverry  
M Kovalenko  
M Nelsen  
M Convey  
F Curtis  
F Quintanilla (Eskandarian 62')

**D.C. UNITED - INDIVIDUAL STATS (through June 8, 2003)**

UNF	POS	PLAYER	GP	GS	MIN	G	A	PTS	SHT	SOG	BLK	FC	FS	OFF	CK	C	E
10	MID	Marco Etcheverry	7	7	656	3	1	7	15	7	0	10	19	2	31	4	0
15	MID	Bobby Convey	8	8	749	2	0	4	15	6	0	19	24	2	10	3	0
25	FWD	Santino Quaranta	5	5	407	1	1	3	6	5	0	5	11	3	0	0	0
21	MID	Dema Kovalenko	7	7	672	1	0	2	7	4	0	14	18	0	0	0	0
14	MID	Ben Olsen	8	8	746	0	2	2	6	4	0	19	23	0	2	1	0
12	DEF	Mike Petke	7	7	662	1	0	2	2	2	0	9	2	0	0	1	0
17	FWD	Ali Curtis	5	1	119	0	1	1	0	0	0	7	9	2	0	0	0
11	FWD	Alecko Eskandarian	6	3	305	0	1	1	3	1	0	4	11	2	0	0	0
20	F/M	Eliseo Quintanilla	4	3	258	0	1	1	5	2	0	6	6	2	0	0	0
8	FWD	Hristo Stoitchkov	5	0	130	0	1	1	5	2	0	7	3	1	3	1	0
13	MID	Jose Alegria	7	5	418	0	0	0	3	1	0	12	9	0	0	2	0
3	DEF	Galin Ivanov	3	3	280	0	0	0	3	1	0	2	1	1	0	1	0
26	M/D	Bryan Namoff	4	2	225	0	0	0	1	1	0	4	1	0	0	0	0
7	M/D	Ryan Nelsen	7	7	626	0	0	0	8	3	0	13	7	0	0	0	1
4	DEF	Brandon Prideaux	7	7	670	0	0	0	0	0	1	10	6	1	0	0	0
18	GK	Nick Rimando	8	8	762	0	0	0	0	0	0	1	0	0	0	0	0
9	FWD	Earnie Stewart	7	7	651	0	0	0	8	2	0	7	4	2	7	1	0
		Team totals	8	8	762	8	8	24	87	41	1	149	161	18	53	14	1
		Opponent totals	8	8	762	9	6	24	87	41	0	161	148	22	29	17	0

GAME-WINNING GOALS: Marco Etcheverry 1

GAME-WINNING ASSISTS: None

PENALTY KICK GOALS/ATTEMPTS: Marco Etcheverry 2-2

**D.C. UNITED INDIVIDUAL GOALKEEPING**

UNF	POS	GOALKEEPER	GP	GS	MIN	SHTS	SV	C/P	GA	GAA	PG	PA	W	L	T	SO	RECORD
18	GK	Nick Rimando	8	8	762	41	31	21	9	1.06	2	2	1	3	4	3	0-1-4
		Team totals	8	8	762	41	32	21	9	1.06	2	2	1	3	4	3	0-1-4
		Opponent totals	8	8	762	41	33	24	8	0.94	2	2	3	1	4	3	1-0-4