

# 2021-22



## MEDIA GUIDE



---

**IceHogs Team Directory.....2-9**

- |  |   |
|--|---|
| 2. <a href="#">IceHogs Directory</a>                     | 6. <a href="#">Media Contacts and Hotel Information</a> |
| 3. <a href="#">AHL Information</a>                       | 7. <a href="#">BMO Harris Bank Center Information</a>   |
| 4. <a href="#">IceHogs Affiliate: Chicago Blackhawks</a> | 8-9. <a href="#">IceHogs Charitable Foundation</a>      |
| 5. <a href="#">IceHogs Affiliate: Indy Fuel</a>          |   |
- 

**Hockey Operations.....10-12**

- |  |
|--|
| 10. <a href="#">Vice President, Hockey Operations/Team Affiliates: Mark Bernard</a>        |
| 11. <a href="#">Head Coach: Derek King</a>   |
| 12. <a href="#">Assistant Coach: Anders Sorensen &amp; Hockey Operations Support Staff</a> |
- 

**2020-21 Season Recap.....14-25**

- |   |   |   |
|---|---|---|
| 14-15. <a href="#">2020-21 Season in Review</a>   | 19. <a href="#">2020-21 IceHogs Stats</a>   | 23. <a href="#">2020-21 IceHogs vs. Opponents</a> |
| 16. <a href="#">2020-21 Season Standings</a>      | 20. <a href="#">2020-21 Game-by-Game</a>    | 24-25. <a href="#">Game-by-Game Summaries</a>     |
| 17. <a href="#">2020-21 AHL Leaders (Skaters)</a> | 21. <a href="#">2020-21 Season Stats</a>    |   |
| 18. <a href="#">2020-21 AHL Leaders (Goalies)</a> | 22. <a href="#">2020-21 Home/Road Stats</a> |   |
- 

**Records.....27-54**

- |  |   |  |   |
|--|---|--|---|
| 27-28. <a href="#">Team Single Season</a>                  | 37-40. <a href="#">All-Time Career Rec.</a> | 43. <a href="#">Penalty Shots</a>        | 49-50. <a href="#">Streaks</a>          |
| 29-31. <a href="#">Ind. Single Season</a>                  | 41. <a href="#">All-Time Hat Tricks</a>     | 44-45. <a href="#">Multi-Point Games</a> | 51. <a href="#">Attendance</a>          |
| 32-34. <a href="#">Team Single Game</a>                    | 42. <a href="#">All-Time Shutouts</a>       | 46-48. <a href="#">Win/Loss Records</a>  | 52-54. <a href="#">All-Time Coaches</a> |
| 34. <a href="#">Individual Single Game</a>                 |   |  |   |
| 35. <a href="#">Goalie Single Game</a>                     |   |  |   |
| 36. <a href="#">Rookie Goalie Season &amp; Single Game</a> |   |  |   |
- 

**Playoff Records.....56-68**

- |  |
|--|
| 56-59. <a href="#">Team Records</a>                  |
| 60-61. <a href="#">Individual Records</a>            |
| 62-63. <a href="#">Goaltender Playoff Records</a>    |
| 64. <a href="#">All-Time Career Playoff Records</a>  |
| 65. <a href="#">Playoff Penalty Shots/Hat Tricks</a> |
| 66. <a href="#">Playoff Multi-Point Games</a>        |
| 66-68. <a href="#">Playoff Win/Loss Records</a>      |
- 

**Team History.....70-96**

- |  |   |
|--|---|
| 70-88. <a href="#">22 Years of IceHogs History</a> | 96. <a href="#">IceHogs Opening Night Records</a> |
| 89. <a href="#">IceHogs Firsts</a>                 |   |
| 90. <a href="#">IceHogs Team Awards</a>            |   |
| 91-92. <a href="#">IceHogs League Awards</a>       |   |
| 93. <a href="#">IceHogs All-Stars Selections</a>   |   |
| 94-95. <a href="#">IceHogs - NHL Draft Picks</a>   |   |
- 

**Alumni.....98-125**

- |  |  |
|--|--|
| 98-99. <a href="#">All-Time Numerical Roster</a> | 116-123. <a href="#">IceHogs Alumni to Play in NHL</a> |
| 100-114. <a href="#">IceHogs Alumni</a>          | 124. <a href="#">IceHogs to Win Stanley Cup</a>        |
| 114. <a href="#">IceHogs in Olympics</a>         | 125. <a href="#">All-Time IceHogs Recalls</a>          |
- 

**Season Recaps.....127-155**

- |   |   |
|---|---|
| 127-128. <a href="#">2019-20 Season</a> | 147-148. <a href="#">2009-10 Season</a>       |
| 129-130. <a href="#">2018-19 Season</a> | 149-150. <a href="#">2008-09 Season</a>       |
| 131-132. <a href="#">2017-18 Season</a> | 151-152. <a href="#">2007-08 Season</a>       |
| 133-134. <a href="#">2016-17 Season</a> | 153. <a href="#">2017 &amp; 2016 Playoffs</a> |
| 135-136. <a href="#">2015-16 Season</a> | 154. <a href="#">2015 &amp; 2010 Playoffs</a> |
| 137-138. <a href="#">2014-15 Season</a> | 155. <a href="#">2009 &amp; 2008 Playoffs</a> |
| 139-140. <a href="#">2013-14 Season</a> |   |
| 141-142. <a href="#">2012-13 Season</a> |   |
| 143-144. <a href="#">2011-12 Season</a> |   |
| 145-146. <a href="#">2010-11 Season</a> |   |
- 

**Opponents.....157-170**

- |   |  |
|---|--|
| 157. <a href="#">AHL Division Alignment</a> | 168-170. <a href="#">Atlantic Division</a> |
| 158-160. <a href="#">Central Division</a>   |  |
| 161-164. <a href="#">Pacific Division</a>   |  |
| 165-167. <a href="#">North Division</a>     |  |

# IceHogs and BMO Harris Bank Center Directory



300 Elm St.  
Rockford, IL 61101  
Phone: (815) 986-6465  
Fax: (815) 963-0974  
IceHogs.com



## Hockey Operations

<b>VP, Hockey Ops./Team Affiliations:</b>	Mark Bernard
<b>Head Coach:</b>	Derek King
<b>Assistant Coach:</b>	Anders Sorensen
<b>Developmental Goalie Coach:</b>	Peter Aubry
<b>Video Coach:</b>	Adam Gill
<b>Head Athletic Trainer:</b>	D.J. Jones, MS, ATC
<b>Head Equipment Manager:</b>	Russ Holden
<b>Assistant Equipment Manager:</b>	Tyler Carpenter
<b>Strength &amp; Conditioning Coach:</b>	Juan Gonzalez

## Executive Office

<b>President of Business Operations:</b>	Ryan Snider
<b>Director of Business Operations:</b>	Mike Peck

## Communications

<b>Communications Coord./Broadcaster:</b>	Joseph Zakrzewski
---	-------------------

## Community Relations

**Game Ops./Community Relations Coord.:**

## Corporate Partnerships

**Director of Sales:**

## Tickets

**Ticket Sales Coordinator:**

## Game Operations

<b>Multimedia Manager:</b>	Chris Toltzman
----------------------------	----------------

## Team Information

<b>Seasons:</b>	2007-Present (Rockford IceHogs, AHL) 1999-2007 (Rockford IceHogs, UHL)
<b>Location:</b>	Rockford, Illinois
<b>Home Arena:</b>	BMO Harris Bank Center
<b>Capacity:</b>	5,895
<b>Rink Dimensions:</b>	200' X 85'
<b>Team Colors:</b>	Red, Blue, Black, White
<b>Flagship TV Station:</b>	WIFR 23.2 "Antenna TV"
<b>Time Zone:</b>	Central
<b>Box Office Number:</b>	(815) 968-5222
<b>Media Contact:</b>	zakrzewskij@icehogs.com

# American Hockey League

One Monarch Place, Suite 2400  
Springfield, MA 01144  
Phone: (413) 781-2030  
Fax: (413) 733-4767  
TheAHL.com  
Founded: 1936-37



<b>President/CEO:</b>	Scott Howson
<b>Chairman of the Board of Governors:</b>	David Andrews
<b>Executive VP, Marketing &amp; Business Development:</b>	Chris Nikolis
<b>VP, Hockey Operations/Governance:</b>	Melissa Caruso
<b>VP, Communications:</b>	Jason Chaimovitch
<b>VP, Marketing/Business Operations:</b>	Sean Lavoine
<b>VP, Hockey Operations:</b>	Hayley Moore
<b>VP, Team Business Services:</b>	Corey Williams
<b>Director, Finance &amp; Administration:</b>	Drew Griffin
<b>Director, Team Business Services:</b>	Max Weisenbach
<b>Manager, Hockey Administration:</b>	Alison Izzi
<b>Manager, Marketing Services:</b>	Sean Smith

The American Hockey League, entering its 86th season, serves as the top development league for the players, coaches, managers, executives, broadcasters and staff of all 31 National Hockey League teams. More than 88 percent of today's NHL players are American Hockey League graduates and through the years, the AHL has been home to more than 100 future members of the Hockey Hall of Fame.

Scott Howson begins his second season as the President and CEO of the AHL after David Andrews retired following his 26th season (2019-20), the third longest tenure in league history. During Andrews' tenure as the leader of the AHL, the league has grown from 16 teams to 31. In the expansion of the AHL, Andrews orchestrated the largest expansion effort in league history when the "A" added nine new cities in 2001.

The AHL playoff champion is awarded the Calder Cup. The AHL's top prize is named after Frank Calder, the NHL's first president. Calder was instrumental in the formation of the AHL in the mid-1930's.

There are four current cities in the AHL that housed teams during the league's inaugural campaign in 1936-37: Springfield, Providence, Syracuse and Cleveland. Syracuse, called the Stars in 1936-37, won the first ever AHL championship and the city has not had a hockey championship since. Hershey has 11 Calder Cup Championships, the most in AHL history. Hershey also has made 22 Calder Cup Finals appearances, the most of any city.

More than 100 players and coaches have won both the Calder Cup and the NHL's most coveted trophy, the Stanley Cup.

# IceHogs Affiliates: Chicago Blackhawks (NHL)

## Team Info

**Arena:** United Center (Capacity: 20,500)  
**Address:** 1901 W. Madison St.  
Chicago, IL 60612  
**Phone:** (312) 455-7000  
**Fax:** (312) 455-7041  
**Web site:** ChicagoBlackhawks.com



## Staff Directory

**Chairman:** W. Rockwell "Rocky" Wirtz  
**CEO:** Danny Wirtz  
**Pres. of Bus. Operations:** Jamie Faulkner  
**Pres. of Hockey Ops. & GM:** Stan Bowman  
**Executive VP:** Jay Blunk  
**Senior VP, Hockey Ops:** Al MacIsaac  
**Head Coach:** Jeremy Colliton

## Communications:

**Vice President, Communications:** Adam Rogowin  
**Director, Media Relations:** John Steinmiller  
**Public Relations Manager:** Lyndsey Stroope  
**Media Relations Manager:** Mike Horan  
**Media Relations Coordinator:** Will Chuckerman

## 2020-21 Recap

**Record:** 24-25-7, 55 points  
6th Place, Central Division  
**Playoffs:** Did Not Qualify

## Team Leaders

<b>Points</b>	66	Patrick Kane
<b>Goals</b>	32	Alex DeBrincat
<b>Assists</b>	51	Patrick Kane
<b>PIMs</b>	36	Nikita Zadorov
<b>Wins</b>	17	Kevin Lankinen
<b>GAA</b>	3.01	Kevin Lankinen
<b>SPCT</b>	.909	Kevin Lankinen

The 2021-22 season marks the 15th season the IceHogs have served as the primary affiliate of the Chicago Blackhawks and the first season with the Blackhawks taking over ownership of the organization.

Through the first 14 seasons as the Blackhawks top affiliate, Rockford has promoted 99 different players to Chicago and sent 130 players overall to the NHL. The Blackhawks 2010, 2013, and 2015 Stanley Cup Championship clubs featured plenty of Rockford influence, with 22 former IceHogs overall helping the Blackhawks claim hockey's ultimate prize.

Some current and former Blackhawks that have used Rockford as a launching pad to their NHL career include Kevin Lankinen, Kirby Dach, Adam Boqvist, David Kampf and Brandon Hagel. Of Chicago's last 17 first round draft selections, 13 have developed their skills with the IceHogs including:

Cam Barker (2004, #3 overall pick)  
Jack Skille (2005, #7 overall pick)  
Kyle Beach (2008, #11 overall)  
Dylan Olsen (2009, #28 overall)  
Mark McNeill (2011, #18 overall)  
Phillip Danault (2011, #26 overall)  
Teuvo Teravainen (2012, #18 overall)  
Ryan Hartman (2013, #30 overall)  
Nick Schmaltz (2014, #20 overall)  
Henri Jokiharju (2018, #29 overall)  
Adam Boqvist (2018, #8 overall)  
Nicolas Beaudin (2018, #27 overall)  
Kirby Dach (2019, #3 overall)



*Defenseman Nicolas Beaudin skated with both the IceHogs and the Blackhawks during the 2020-21 season, recording 10 points (two goals, eight assists) in nine games with Rockford and six points (two goals, four assists) in 19 games with Chicago.*

# IceHogs Affiliates: Indy Fuel (ECHL)

## Team Info

**Arena:** Indiana Farmers Coliseum  
(Capacity: 6,200)  
**Address:** 1202 East 38th St.  
Indianapolis, IN 46205  
(317) 925-3835  
**Phone:** (317) 925-3835  
**Fax:** (317) 925-3850  
**Web site:** www.indyfuelhockey.com



## Staff Directory

**Owner & Team Chairman:** Jim Hallett  
**Team President & COO:** Larry McQueary  
**Team CFO:** Bill Stackhouse  
**Head Coach/VP of Hockey Ops.:** Doug Christiansen  
**VP of Ticketing:** Matthew Louck  
**VP of Sponsorships:** Robin Rushton  
**Director of Media Relations:** Mark Grainda

## 2020-21 Recap

**Record:** 37-24-8-0  
3rd Eastern Conference  
**Playoffs:** Eliminated in First Round

## Team Leaders

**Scorer** 48 Matt Marcinew  
**Goals** 24 Nick Pierog  
**Assists** 29 Jared Thomas  
**PIMs** 67 Antoine Waked

**Wins** 18 Dan Bakala  
**GAA** 2.29 Billy Christopoulos  
**SPCT** .914 Billy Christopoulos

The Indy Fuel are entering their eighth season in the ECHL in 2021-22 and serve as the "AA" level affiliate of the Rockford IceHogs and Chicago Blackhawks.

Since entering the ECHL, the Fuel have helped develop over 30 players for the IceHogs including Kevin Lankinen, Collin Delia, Dmitry Osipov (pictured) and more.

The Indy Fuel was founded by Team Chairman Jim Hallett and Team CEO Sean Hallett and hockey roots run deep in Indianapolis as the city has housed the United States Hockey League's (USHL) Indianapolis Ice from 2004-2012, in the Central Hockey League (CHL) 1999-2004 and in the International Hockey League (IHL) 1988-1999.

While in the IHL, the Ice served as the top affiliate of the Blackhawks from 1989-98, developing the likes of Brian Noonan, Jeff Shantz, Dominik Hasek, Darren Pang, Jim Playfair, Jimmy Waite, Trent Yawney, Troy Murray, Kip Miller and the original coach of the IceHogs Dale DeGray.



Defenseman Dmitry Osipov skated with both the IceHogs and Fuel in each of the last three seasons and earned the IceHogs' Heavy Hitter Award during the 2020-21 campaign.

## IceHogs Affiliation History

### NHL Affiliates

Chicago Blackhawks (2007-present)  
Nashville Predators (2004-2007)\*

### AHL Affiliates

Milwaukee Admirals (2004-07)\*

### ECHL Affiliates

Indy Fuel (2014-present)  
Toledo Walleye (2009-2014)  
Gwinnett Gladiators (2008-09)  
Fresno Falcons (2008-2009)  
Pensacola Ice Pilots (2007-08)

*\*The IceHogs were affiliates of Nashville and Milwaukee while members of the UHL*

# Media Contacts

---

## **Rockford Register Star (@rrstar)**

Jay Taft (@JayTaft)

Beat Reporter

(815) 520-9724

## **WIFR-TV (CBS) Channel 23 (@23WIFR)**

Joe Olmo (@Joe\_Olmo)

Sports Anchor

(815) 987-5330

## **WREX-TV (NBC) Channel 13 (@13WREX)**

Derek Bayne (@DBayneSports)

Sports Director

(815) 335-2213

## **WTVO-TV (ABC) Channel 17**

**(@MyStateline)**

Scott Leber (@ScottLeberWTVO)

Sports Director

(815) 963-5413

## **Midwest Family Broadcasting**

Mike Paterson

General Manager

(815) 874-7861

## **WXRX-FM 104.9 (@TheXRockford)**

Lou Lombardo

Program Director

(815) 874-7861

## **Sportsfan 1330-AM 1330 (@Sportsfan1330)**

WNTA-AM 1330

Lou Lombardo

Program Director

## **Rock River Times (@RockRiverTimes)**

Josh Johnson

Publisher/Legals Editor

(815) 964-9767

## **The Post Journal**

Jay Young

Sports Reporter

## **Rockford IceHogs Broadcast Network**

### **TV:**

**WIFR 23.2 "Antenna TV"**

**Comcast Cable Channel 436 (Rockford/Freeport)**

**Comcast Cable Channel 358 (Rochelle)**

**Charter Cable Channel 194**

**Mediacom Channel 101**

**AHL TV (*WatchTheAHL.com*)**

### **Audio:**

**Sports Fan Radio WNTA-AM 1330**

**IceHogs.com**

**Facebook.com/RockfordIceHogs**

**SportsFanRadio1330.com**

# Hotel Information

---

## **Embassy Suites by Hilton Rockford Riverfront**

416 S. Main Street

Rockford, IL 61101

(815) 668-7878

## **Hilton Garden Inn**

7675 Walton St.

Rockford, IL 61108

(815) 229-3322

## **Ramada Hotel and Suites**

270 S. Bell School Rd.

Rockford, IL 61108

(815) 226-0860

## **Candlewood Suites**

7555 Walton St.

Rockford, IL 61108

(815) 229-9300

# BMO Harris Bank Center Information

Address: 300 Elm Street  
Rockford, IL 61101  
Phone: (815) 968-5600  
Fax: (815) 968-5451

Website: [BMOHarrisBankCenter.com](http://BMOHarrisBankCenter.com)

Over the past 15 years, the home of the Rockford IceHogs has received a complete makeover, including a name change (August 11, 2011) and prepare for a second renovation during the summers of 2021 and 2022.

The BMO Harris Bank Center has a seating capacity of 5,895 for hockey, and including the executive suites and club areas, the building can hold nearly 6,500 fans for IceHogs games.

The arena's first makeover included a major renovation to coincide with the IceHogs jump to the American Hockey League to serve as the top affiliate of the National Hockey League's Chicago Blackhawks beginning in the fall of 2007.

In November 2006, the MetroCentre Authority, in partnership with the City of Rockford and Winnebago County, unveiled plans for a \$23 million renovation focused on enhancing the patron experience, attracting corporate clientele, increasing revenue-generating amenities, and increasing awareness in the region. Projects included a state-of-the-art video scoreboard, Club Boxes, Club Lounge, 200-person Group Terrace, additional bathrooms along with new concession stands and food courts. Other amenities include an exterior facade update, main entrance and 10 Luxury Suites.

In April of 2021, the Chicago Blackhawks, the City of Rockford, the Rockford Area Venues and Entertainment Authority (RAVE) and the Illinois Department of Commerce and Economic Opportunity (DCEO) announced a \$23 million multi-year capital project to revitalize the BMO Harris Bank Center and laid the groundwork for the acquisition of the IceHogs by the Blackhawks. The investment secures the IceHogs' long-term presence in the Staeline community through 2036 and supports necessary infrastructure improvements, improved audio-visual and digital technology, enhanced guest experience and concession areas, space for sports betting, and other modernized customer amenities.

Built in 1981, and originally called the Rockford MetroCentre, the venue opened its doors to a sold-out crowd on Jan. 31, 1981 for a Dionne Warwick show.



The facility's largest hockey attendance was on Friday, March 29, 2002 when the IceHogs drew 7,420 fans against the Quad City Mallards in the season's final game.

Originally built with a 10,000 seat capacity, the building now seats 7,500 for events such as the circus, concerts, ice shows and much more.

Other events hosted in the BMO Harris Bank Center include Olympic table tennis, indoor football, indoor soccer, Blue Man Group, Disney on Ice, Walking With Dinosaurs, Cirque Du Soleil, motor sports, family shows, conventions, and high school graduations.

*The Rockford IceHogs have entertained over three million fans at the BMO Harris Bank Center since the team's inception during the 1999-2000 season and celebrated the three-million milestone on December 2, 2018.*



# IceHogs Charitable Foundation

During 22 seasons of professional hockey in Rockford, the IceHogs organization has established itself as a leader in the community through donations, community appearances and events.



The Rockford IceHogs established their IceHogs Charitable Foundation on March 14, 2006. The blueprint for the IceHogs Charitable Foundation was laid out by former IceHogs Team President Ryan Washatka and owners Dr. Kris Tumilowicz and Craig Drektrah.

jersey designed by Rockford native and Cheap Trick guitarist Rick Nielsen (2003).

The Northern Illinois Community Foundation helps manage the IceHogs Charitable Foundation.

Beneficiaries in the past have included the Muscular Dystrophy Association, Boys and Girls Clubs of Rockford, Big Brothers and Big Sisters, Boy Scouts and Girls Scouts of America, The Autism Program of Easterseals, Jr. IceHogs hockey program, Greg Lindmark Foundation and many others. Proceeds from every IceHogs fundraiser have been poured back into the Rockford community to benefit local charities, kids, and families in need.

Since the IceHogs inception in 1999, the team has prided itself in giving back to the community. In 21 seasons, the IceHogs have contributed over \$1 million to the Rock River Valley.

The largest fundraiser held by the IceHogs is an Annual Jersey Auction. The jersey auction alone has raised nearly \$1.1 million over 20 auctions.

The IceHogs have hosted numerous other fundraisers in the past including Tip-A-Hog celebrity waiters, Bowl-A-Thons, and golf outings.

Themes for the auction have ranged from Wizard Hammy (2019) to Hammysaurus Rex (2007), a tribute to the Burpee Museum's Jane the Dinosaur, to a rock and roll

Other non-fundraising events that the IceHogs players, coaches and front office staff have participated in include Sharefest, Habitat For Humanity, and the United Way's Airplane Pull at the Chicago-Rockford International Airport.

Annual Jersey Auction Results			
2000:	\$43,043	2013:	\$41,255
2001:	\$59,925	2014:	\$43,795
2002:	\$51,000	2015:	\$79,921
2003:	\$62,000	2016:	\$74,570
2004:	\$47,700	2017:	\$55,737
2005:	\$50,890	2018:	\$80,124
2006:	\$56,825	2019:	\$70,525
2007:	\$64,804		
2008:	\$73,195	<b>Totals:</b>	<b>\$1,090,167</b>
2009:	\$40,355		
2010:	\$29,865		
2011:	\$34,156		
2012:	\$30,512		



# IceHogs Charitable Foundation

Throughout the season, IceHogs players, mascots and staff members make numerous appearances in the Rockford community.

Over the course of a season, the IceHogs organization make over 120 community appearances with their players, front office staff and the team's mascot. In addition to appearances, the IceHogs raise funds for the State-line community through key events including Autism Awareness Night, Hockey Fights Cancer and the annual Bowl-a-Thon.



history and science of the game, geography of the birthplace of IceHogs players and much more.

The IceHogs also continued their anti-bullying campaign in local schools as players visited local schools in the Stateline to spread the message "be a buddy, not a bully."



The primary focus of appearances last season was to bolster local youth hockey programs and initiatives. The IceHogs made numerous appearances at local elementary and middle schools to spread involvement and encourage participation in youth hockey programs.

For more information about the IceHogs Charitable Foundation or to inquire about having the IceHogs make an appearance at your school or event, contact the team at **(815) 986-6465** or send an email to **icehogs@icehogs.com**. For a full list of community appearances for the 2020-21 season, visit [icehogs.com](http://icehogs.com).

Further, the IceHogs community relations team has developed an interactive workbook to educate students on hockey, including the



# IceHogs Hockey Operations



## **Mark Bernard** *Vice President, Hockey Operations/ Team Affiliates*

Mark Bernard was named the Chicago Blackhawks General Manager of Minor League Affiliations on July 2, 2008, promoted to Senior Director/Minor League Affiliations during the 2016-17 season and elevated to Vice President, Hockey Operations and Team Affiliates ahead of the 2018-19 season. This season is Bernard's 14th with Chicago and as head of Rockford's hockey operations.

Bernard came to the Blackhawks organization from the Norfolk Admirals where he served as the team's Vice President and Assistant General Manager during the 2006-07 and 2007-08 seasons. In 2006-07, the Admirals were the AHL affiliates of the Blackhawks.

Under Bernard's guidance, the Admirals had significant increases in corporate sponsorships, advertising revenue and ticket sales, including six of the 10 largest single-game crowds in club history. Bernard also oversaw many fundraising efforts and founded the Admirals Hall of Fame.

For his efforts and accomplishments with the Admirals, Bernard won the James C. Hendy Memorial Award as the Outstanding Executive in the American Hockey League in 2007-08.

Prior to his appointment with the Admirals, Bernard was a goaltender for four seasons with the Hampton Roads Admirals (ECHL), accumulating a record of 62-38-12 with a 3.69 goals against average and a .882 save percentage. He was a member of the 1991 and 1992 teams that claimed back-to-back Riley Cup championships, appearing in all 14 post-season games en route to the ECHL Playoffs Most Valuable Player Award.

In 13 overall professional seasons, Bernard played in 441 games and has the distinction of being just one of three professional goalies (Ron Hextall and Martin Brodeur) to have scored two goals. Bernard also set a professional hockey record when he assisted on four goals on Jan. 30, 1997 while playing for the Bracknell Bees (BISL). Bernard's stick from that game is on display in the Hockey Hall of Fame in Toronto. In 13 seasons, Bernard won his team's MVP five times.

This isn't Bernard's first go-round with the IceHogs organization as he was the Head Coach for the IceHogs during the 2003-04 campaign. Following a brief stint in Rockford, Bernard took over as Head Coach and General Manager of the Basingstoke Bison in the British Elite League. In 2005-06, Bernard briefly resumed his playing career with the Bison and appeared in 32 games in net for the club.

In addition to coaching in Basingstoke, Bernard also ran the Bison's front office and was the General Manager of the team's ice arena. In two seasons at the helm of Basingstoke, Bernard helped double the team's season ticket base and increase corporate sponsorships by 60-percent. After two seasons in England, Bernard returned state-side and to Norfolk, this time in an administrative role.

He is a native of Hamilton, Ontario. Mark and his wife Julie reside in Huntley, Ill., and have two children, Jackson and MacKenzie.



# IceHogs Hockey Operations



## Derek King - Head Coach

Derek King is the Rockford IceHogs' fifth head coach during their American Hockey League affiliation and 11th overall in team history after being named to the position by the Chicago Blackhawks on April 25, 2019 after serving a majority of the 2018-19 season as Interim Head Coach and led the team to a 29-28-3-4 record. He was promoted from Assistant Coach to Interim Head Coach on November 6, 2018 as Jeremy Colliton was named the 38th head coach in Chicago Blackhawks history that same day. King enters his second full season as the team's bench boss in 2020-21.

King was originally named assistant coach of the IceHogs on July 7, 2016 and just completed his third season with the organization. Prior to joining the Blackhawks organization, he worked as assistant and associate coach with the Toronto Marlies of the AHL from 2009-15. With the Marlies, he helped the team win one Western Conference Championship (2012) and three North Division Championships (2012, 2013, 2014).

The Hamilton, Ontario, native had a 14-year National Hockey League career that began with the New York Islanders during the 1986-87 season. After 11 seasons with the Islanders, King also played with the Hartford Whalers and Toronto Maple Leafs. His last stop in the NHL came during the 1999-2000 season, playing for the St. Louis Blues.

King totaled 261 goals and 351 assists in 830 career NHL games. In 47 career Stanley Cup Playoffs games, he recorded 21 points (4G, 17A). He was originally selected as the 13th overall pick in the 1985 NHL Draft by the New York Islanders.



## Derek King Head Coaching Record

Season	Team	League	Regular Season						Postseason			
			GP	W	L	OTL	SOL	Pct.	GP	W	L	Pct.
2009-10	Toronto Marlies*	AHL	80	33	35	6	6	.488				
2010-11	Toronto Marlies*	AHL	80	37	32	1	10	.531				
2011-12	Toronto Marlies*	AHL	76	44	24	5	3	.632	17	11	6	.647
2012-13	Toronto Marlies*	AHL	76	43	23	3	7	.632	9	5	4	.556
2013-14	Toronto Marlies*	AHL	76	45	25	2	4	.632	14	10	4	.714
2014-15	Toronto Marlies*	AHL	76	40	27	9	0	.586	5	2	3	.400
2015-16	Owen Sound Attack*	OHL	68	32	25	8	3	.551	6	2	4	.333
2016-17	Rockford IceHogs*	AHL	76	25	39	9	3	.408				
2017-18	Rockford IceHogs*	AHL	76	40	28	4	4	.579	13	9	4	.692
2018-19	Rockford IceHogs	AHL	64	29	28	3	4	.508				
2019-20	Rockford IceHogs	AHL	63	29	30	2	2	.492				
2020-21	Rockford IceHogs	AHL	32	12	19	1	0	.391				
<b>Head Coach Totals</b>			<b>159</b>	<b>70</b>	<b>77</b>	<b>6</b>	<b>6</b>	<b>.478</b>				

\*Assistant Coach

# IceHogs Hockey Operations

## **Anders Sorensen - Assistant Coach**



Sorensen was named assistant coach of the Rockford IceHogs on Jan. 4, 2019 and signed a multi-year extension to remain in that position with Rockford on April 25, 2019.

The 2021-22 campaign is Sorensen's fourth season with the IceHogs, and prior to being named assistant coach, he served as development coach for Chicago and Rockford for each of the previous four campaigns. Before working with the Blackhawks, Sorensen worked as head coach of the Chicago Mission U16 club during the 2014-15 season, served as an assistant coach in the Swedish Hockey League's Södertälje from 2011-13 (was also interim head coach for four months) and was head coach of the Chicago Mission U18 team from 2010-11.

The Södertälje, Sweden native made his professional playing debut as a defenseman in the Central Hockey League during the 1998-99 season. He skated in the Western Pro Hockey League the following year before making his North American pro debut in the ECHL in 1999-2000. Overall, Sörensen collected three goals and one assist in 37 career ECHL games.



**Nick Anderson**  
Assistant General Manager



**Yanic Perreault**  
Development Coach



**Kevin Delaney**  
Skating & Skills Development



**Peter Aubry**  
Developmental Goaltending  
Coach



**Adam Gill**  
Video Coach



**D.J. Jones**  
Athletic Trainer, MS, ATC



**Russ Holden**  
Equipment Manager



**John Walter**  
Assistant Athletic Trainer



**Juan Gonzalez**  
Strength &  
Conditioning Coach



**Tyler Carpenter**  
Assistant Equipment Manager



**2020-21 Season In Review**



# 2021 IceHogs Season in Review

## IceHogs See Growth and Progress in 2021 Season

After a prolonged offseason due to the COVID-19 pandemic, the Rockford IceHogs celebrated their 22nd season of professional hockey in the Stieland and 14th in the American Hockey League and as the top affiliate of the Chicago Blackhawks of the National Hockey League at the start of February with one of the youngest teams in their history.

Featuring 18 rookies out of 29 players on their Opening Night roster (20 rookies over 41 total players this season) and with Head Coach Derek King and Assistant Coach Anders Sorensen back behind the IceHogs bench for their third season, the club navigated through an 0-5-1 start to the campaign to rebound with a 12-14-0-0 run from late February through mid-May to finish with a 12-19-1-0 record in a truncated 32-game season with 16 games decided by a single goal.

The IceHogs earned their first victory of the season on Feb. 23 vs. Cleveland ([4-3 W](#)) and found a groove with this young team heading into March, picking up five wins over seven contests from March 6-22 including back-to-back thrilling 2-1 overtime wins at Grand Rapids on [March 13](#) and [16](#) and their biggest win of the year on [March 22](#), a 6-1 drubbing of the Iowa Wild.

Team chemistry continued to blossom rolling through April and May as the IceHogs claimed five wins over eight contests from April 7-May 3. IceHogs all-time leading scorer Brandon Pirri returned to the organization for the first time since 2014 and began his second stint with the club with a season-high, five-game point streak featuring a hat-trick performance vs. Chicago on [April 7](#).

Off the ice, April 7 served as a monumental day in IceHogs history as the Chicago Blackhawks, the City of Rockford, the Rockford Area Venues and Entertainment Authority (RAVE) and the Illinois Department of Commerce and Economic Opportunity (DCEO) announced a [\\$23 million multi-year capital project](#) to revitalize the BMO Harris Bank Center and laid the groundwork for the acquisition of the IceHogs by the Blackhawks. The investment secures the IceHogs' long-term presence in the Stieland community through 2036.

As the calendar switched to May, the IceHogs celebrated a major community milestone, welcoming back a limited number of season ticket holders inside BMO Harris Bank Center for the first time since the COVID-19 pandemic caused the premature end of the 2019-20 season. On May 1 and for the [first time in 422 days](#) (Last home game was March 6, 2020), fans cheered the IceHogs to a 3-2 victory vs. Grand Rapids. The IceHogs would also open the BMO Harris Bank Center doors for season ticket holders for the final two home games of the season and wrapped up the season with a 3-4-0 month.

## IceHogs Trainers and Medical Staff Provide Safe Haven for IceHogs in 2021

Thanks to the tireless efforts of IceHogs Athletic Trainer [D.J. Jones](#) and Assistant Athletic Trainer [John Walter](#) along with the team's medical staff, equipment staff and local partnerships, the IceHogs were the only team in the Central Division to not have a practice or game postponed or rescheduled due to COVID-19 protocols affecting the club.

## IceHogs Produce Top Talent for Chicago Blackhawks in 2021 Season

The 2021 season saw [seven IceHogs graduate to the NHL with the Chicago Blackhawks](#), increasing their franchise number to 130 skaters to reach the NHL over their 22-year history and 99 to join the Blackhawks. Players that made their NHL debut/return to the NHL this season are:

Philipp Kurashev  
Kevin Lankinen  
[Reese Johnson](#)  
[Wyatt Kalynuk](#)  
[MacKenzie Entwistle](#)  
[Ian Mitchell](#)  
[Alec Regula](#)

NHL Debut on 1/15/21 with CHI  
NHL Debut on 1/19/21 with CHI  
NHL Debut on 1/31/21 with CHI  
NHL Debut on 3/7/21 with CHI  
NHL Debut on 3/23/21 with CHI  
Return to NHL 4/15/21 with CHI  
NHL Debut on 5/6/21 with CHI

## Young Guns Carry IceHogs in 2021

The 2021 season featured 20 rookies out of 41 players to make an appearance in a game for the IceHogs and they combined for 45 goals and 75 assists for 120 points out of the team's overall total of 89 goals and 145 assists for 232 points. Forward [Evan Barratt](#) led all IceHogs rookies with 14 points (five goals, nine assists) and rookie [Chris Wilkie](#) tied the team lead with eight goals.

## Many "Firsts" Highlight IceHogs Season

Over the course of the 2021 season, 15 IceHogs rookies made their professional or North American debuts and 12 would grab their first professional/North American goal or point in their first two games including eight finding the score sheet in their opening contest. Those eight players include:

[Evan Barratt](#)  
[Wyatt Kalynuk](#)  
[Chad Yetman](#)  
[Matej Chalupa](#)  
[Andrei Altybarmakian](#)  
[Chris Wilkie](#)  
[Mitch Fossier](#)  
[Josiah Slavin](#)

Assist on 2/6/21 vs. CHI  
Goal and assist on 2/6/21 vs. CHI  
Goal on 2/6/21 vs. CHI  
Goal on 2/6/21 vs. CHI  
Assist on 2/6/21 vs. CHI  
Goal on 2/9/21 at CHI  
Assist on 2/13/21 at IA  
Goal on 3/28/21 vs. CHI

## Keep the Puck: 11 IceHogs Score First Goals in 2021 and Morris Grabs First Pro Win

With the IceHogs roster featuring 20 rookies during the 2021 season, 11 would record their first professional/North American goals including Chris Wilkie, Evan Barratt, Andrei Altybarmakian, Mitchell Fossier, Matej Chalupa, Josiah Slavin, Alec Regula, Wyatt Kalynuk, Isaac Philips, Chad Yetman and [Cole Moberg](#).

In his first professional start, goaltender [Cale Morris](#) made 35 saves against Cleveland on Feb. 23 in a 3-2 victory for this first professional win.

## IceHogs Battle in Close Games:

Of the IceHogs' 32 games this season, 16 were decided by a single tally, with the IceHogs holding a 9-6-1-0 record in one-goal games. If you remove the four empty-net tallies the IceHogs surrendered during the 2021 season, 20 of the 32 contests were decided by one goal.

# 2021 IceHogs Season in Review

## **IceHogs Honor Frontline Heroes with Custom Jerseys and Personal Messages in March**

During pregame warmups on Sunday, Mar. 21 and Sunday, Mar. 22 vs. Iowa, each IceHogs player wore [the name of a healthcare hero or frontline worker](#) in the Rockford community on their jersey nameplate. Each frontline hero was selected by their coworkers, peers or department for their outstanding service and dedication to the Rockford community during the pandemic. Local heroes from the Rockford Fire Department, Police Department, Winnebago County Sheriff's Office, Metro Medical Services, Mercyhealth, SwedishAmerican and OSF were represented.

## **IceHogs Generate Over \$11,000 for The Autism Program of Easterseals During Autism Awareness Month**

Throughout the month of April, the [IceHogs honored Autism Awareness Month](#) presented by Lawncare By Walter, Inc. To pay tribute, the IceHogs showcased special puzzle-piece logos on the ice at BMO Harris Bank Center for the remainder of the 2021 season and generated over \$11,000 for The Autism Program of Easterseals through special raffles and auctions on the team's website and on the mobile app.

## **IceHogs and Meijer Donate \$700 to Rock House Kids Through Meijer First Goal Frenzy**

During the 2021 season, the Rockford IceHogs partnered with Meijer for the [Meijer First Goal Frenzy](#) supporting Rock House Kids. When the IceHogs scored the first goal of each game, Meijer donated \$50 to Rock House Kids, a 501(c)(3) foundation helping feed Rockford's inner-city youth in a safe nurturing environment. The IceHogs scored the games opening goal 14 times last season (7-6-1-0) generating \$700.

## **Franson Earns MVP Honors and Second IceHogs Best Defenseman Award**

Veteran defenseman [Cody Franson](#) picked up his second IceHogs Best Defenseman award after receiving the honor during the 2017-18 season and earned the team's Most Valuable Player honors after placing second among IceHogs skaters and tied for 13th among AHL blueliners this season with 17 points (four goals, 13 assists). He led the team with nine power-play points (one goal, eight assists), 67 shots and an average ice time of 23:07. The Sicamous, British Columbia, native was counted on as a veteran leader on the ice and in the locker room, appearing in the second-most games for and IceHogs defenseman this season and was one of only seven skaters to dress in 26 or more games during the team's 32-game schedule.

## **Brandon Pirri Climbs Up All-Time Goals List and Adds to Points Lead**

Making his return to the IceHogs organization for the first time since 2014, forward [Brandon Pirri](#) continued his climb towards the IceHogs' all-time goal-scoring mark set by Jeremy Morin (90). The Toronto, Ontario, native passed Mark McNeill (72 goals) for second all-time during a hat-trick performance on Apr. 7 vs. Chicago and finished the 2021 season with eight goals and two assists for 10 points in seven games played. Pirri is the IceHogs' all-time leading scorer with 210 points (76 goals, 134 assists) in 245 games played.

## **McLaughlin Leads IceHogs Scoring and Takes Home Most Improved Player Award**

Forward [Dylan McLaughlin](#) led the IceHogs with 22 points and 14 assists during the 2021 season and tied with rookie [Chris Wilkie](#) for the team lead with eight goals over 28 games. The Lancaster, New York, native began the season with two assists in the first two games and skated an impressive run from Mar. 13-May 1 with seven goals and nine assists for 16 points over 14 games.

## **Isaak Phillips Provides Glimpse Into Blackhawks Future with Rookie of the Year Season**

In 27 games with the IceHogs this season, the [6-foot-3, 195-pound, defenseman](#) registered two goals and seven assists for nine points and placed fourth among team rookie defensemen and 10th overall with an average ice time of 19:22 per game. Quickly earning high praise from coaches and teammates alike, the Blackhawks awarded Phillips with this first NHL contract on Mar. 31.

## **Busdeker Impresses in Rookie Season; Earns Un-sung Hero Award**

Forward [D.J. Busdeker](#) finished third among IceHogs rookies and fifth in team scoring this season with five goals and seven assists for 12 points in 24 games. After starting the season with the Indy Fuel of the ECHL, the Dexter, Michigan, native joined the IceHogs for training camp and quickly picked up his first AHL point (assist) in his AHL debut (Feb. 6) and first AHL goal (Feb. 9 at Chicago) in his second contest. One of his best overall performances was on Apr. 17 vs. Chicago with two assists, a team-high and personal season-high seven shots on goal and a +2 rating.

## **Dmitri Osipov Checks Way to Heavy Hitter Award**

Defenseman [Dmitri Osipov](#) led the IceHogs with 46 hits during the 2021 season and recorded two goals and four assists for six points while patrolling the IceHogs blue line in 22 games. The Moscow, Russia, native racked up eight 3+ hit games with the IceHogs this season and also appeared in five games with the Indy Fuel of the ECHL, where he picked up a season-high five hits on Apr. 3 vs. Jacksonville.



# 2021 Regular Season Standings

## Atlantic Division

Rank	Team	GP	W	L	OTL	SL	PTS	PCT
1	Providence	25	15	6	2	2	34	.680
2	Hartford	24	14	9	1	0	29	.604
3	Bridgeport	24	8	14	1	0	18	.375

## North Division

Rank	Team	GP	W	L	OTL	SL	PTS	PCT
1	Hershey	33	24	7	2	0	50	.758
2	Lehigh Valley	32	18	7	4	2	43	.672
3	Syracuse	32	19	10	3	0	41	.641
4	Utica	28	16	11	0	1	33	.589
5	Wilkes-Barre/Scranton	32	13	13	4	2	32	.500
6	Rochester	29	11	15	2	1	25	.431
7	Binghamton	35	7	20	5	2	22	.314

## Canadian Division

Rank	Team	GP	W	L	OTL	SL	PTS	PCT
1	Laval Rocket	36	23	9	3	1	50	.694
2	Manitoba Moose	36	18	13	3	2	41	.569
3	Belleville Senators	35	18	16	1	0	37	.529
4	Toronto Marlies	35	16	17	0	2	34	.486
5	Stockton Heat	30	11	17	2	0	24	.400

## Central Division

Rank	Team	GP	W	L	OTL	SL	PTS	PCT
1	Chicago	33	21	9	1	2	45	.682
2	Cleveland	29	16	10	1	2	35	.603
3	Grand Rapids	32	16	12	3	1	36	.563
4	Iowa	34	17	13	4	0	38	.559
4	Texas	38	17	18	3	0	37	.487
<b>6</b>	<b>Rockford</b>	<b>32</b>	<b>12</b>	<b>19</b>	<b>1</b>	<b>0</b>	<b>25</b>	<b>.391</b>

## Pacific Division

Rank	Team	GP	W	L	OTL	SL	PTS	PCT
1	Henderson	39	25	13	0	1	51	.854
2	Bakersfield	39	24	14	0	1	49	.628
3	San Diego	44	26	17	1	0	53	.602
4	San Jose	36	15	15	4	2	36	.500
5	Colorado	34	15	15	3	1	34	.500
6	Ontario	40	17	19	4	0	38	.475
7	Tucson	36	13	20	3	0	29	.403

## 2021 AHL Division Alignment

The American Hockey League operated with an adjusted five divisions for the 2021 season when it returned to play starting on Feb. 5.

Four teams were granted provisional relocations for the 2020-21 season: the Binghamton Devils played in Newark, N.J.; the Ontario Reign in El Segundo, Calif.; the Providence Bruins in Marlborough, Mass.; and the San Diego Gulls in Irvine, Calif. The Stockton Heat competed out of Calgary, AB.

The Charlotte Checkers, Milwaukee Admirals, and Springfield Thunderbirds elected to opt-out of play for the 2020-21 season and all three teams will return to play in 2021-22. With the absence of the Admirals, the Cleveland Monsters moved to the Central Division for the season.

# 2021 AHL Regular Season League Leaders

## Points

#	Player	Team	GP	G	A	PTS
1	Andrew Poturalski	SD	44	9	34	43
2	Cooper Marody	BAK	39	21	15	36
3	Danny O'Regan	HSK	37	16	20	36
4	*Riley Damiani	TEX	36	11	25	36
5	Tyler Benson	BAK	36	10	26	36
6	Chase De Leo	SD	37	15	20	35
7	T.J. Tynan	COL	27	8	27	35
8	Riley Barber	GR	32	20	14	34
9	Adam Mascherin	TEX	37	18	16	34
10	Boris Katchouk	SYR	29	11	23	34
11	*Jack Dugan	HSK	37	10	23	33
12	*Phil Tomasino	CHI	29	13	19	32
13	Nathan Todd	MB	36	12	20	32
14	Tommy Novak	CHI	27	8	24	32
15	*Arthur Kaliyev	ONT	40	14	17	31
16	Gabriel Dumont	IA	34	12	19	31
17	Kevin Roy	TUC	35	11	19	30
18	Adam Cracknell	BAK	39	11	19	30
	several tied at					29

## Goals

#	Player	Team	GP	G
1	Cooper Marody	BAK	39	21
2	Riley Barber	GR	32	20
3	Adam Mascherin	TEX	37	18
4	Danny O'Regan	HSK	37	16
	several tied at			15

## Assists

#	Player	Team	GP	A
1	Andrew Poturalski	SD	44	34
2	T.J. Tynan	COL	27	27
3	Tyler Benson	BAK	36	26
4	*Riley Damiani	TEX	36	25
5	Tommy Novak	CHI	27	24

## Penalty Minutes

#	Player	Team	GP	PIM
1	Kale Kessy	HER	21	115
2	Cody McLeod	IA	30	93
3	*Ian McKinnon	PRO	10	81
4	Dylan McIlrath	GR	29	70
5	Josh Healey	CHI	33	70

## Plus-Minus

#	Player	Team	+/-
1	Ryan McLeod	BAK	23
2	*Phil Tomasino	CHI	20
3	Cavan Fitzgerald	CHI	19
4	*Zack Hayes	HSK	18
	several tied at		17

## Power-Play Points

#	Player	Team	PP PTS
1	Riley Barber	GR	17
2	T.J. Tynan	COL	14
3	Chase De Leo	SD	14
4	Ryan Murphy	HSK	14
	several tied at		13

## Shorthanded Points

#	Player	Team	SH PTS
1	Dylan McLaughlin	RFD	4
2	*Benoit-Olivier Groulx	SD	4
	several tied at		3

\* - Rookie



Forward [Dylan McLaughlin](#) led the IceHogs with 22 points and 14 assists during the 2021 season and tied with rookie Chris Wilkie for the team lead with eight goals over 28 games. The Lancaster, New York, native tied for first in the AHL with four shorthanded points (two goals, two assists).

# 2021 Regular Season Goaltending Leaders

#	Player	Team	GP	MINS	W	L	OTL	SO	GA	SPCT	GAA
1	Zach Fucale	HER	11	665:36	9	2	0	1	20	1.80	.932
2	*Logan Thompson	HSK	23	1349:37	16	6	1	2	44	1.96	.943
3	Cayden Primeau	LAV	16	914:03	11	4	0	2	32	2.10	.909
4	*Alex D'Orio	WBS	11	661:06	6	3	1	0	24	2.18	.915
5	Zane McIntyre	LHV	19	1079:45	11	3	3	1	42	2.33	.917
6	Stuart Skinner	BAK	31	1786:59	20	9	1	2	71	2.38	.914
7	Michael McNiven	LAV	13	787:23	7	3	3	1	34	2.59	.895
8	Pheonix Copley	HER	15	902:25	10	4	1	2	40	2.66	.896
9	Garret Sparks	STK	16	891:02	5	10	0	0	40	2.69	.913
10	Adam Huska	HFD	13	734:06	9	4	0	0	33	2.70	.890
11	Brad Thiessen	CLE	12	723:39	4	5	3	0	33	2.74	.901
12	*Beck Warm	CHI	14	787:52	8	4	1	2	36	2.74	.914
13	Pat Nagle	GR	12	668:32	6	6	0	0	31	2.78	.892
14	Spencer Martin	SYR	15	846:39	7	5	2	0	40	2.83	.907
15	Filip Gustavsson	BEL	13	775:46	5	7	1	1	37	2.86	.910
16	Samuel Montembeault	SYR	13	774:53	8	4	1	1	37	2.86	.898
17	*Lukas Dostal	SD	24	1423:34	15	9	0	0	68	2.87	.916
18	Kevin Boyle	GR	12	686:06	7	3	1	0	33	2.89	.883
19	Mikhail Berdin	MB	30	1741:57	13	11	4	0	84	2.89	.897
20	*Adam Scheel	TEX	12	666:38:00	4	7	1	0	34	3.06	.912

-Based on 660 or more minutes

## Wins

#	Player	Team	Wins
1	Stuart Skinner	BAK	20
2	*Logan Thompson	HSK	16
3	*Lukas Dostal	SD	15
4	Mikhail Berdin	MB	13
	several tied at		11

## Losses

#	Player	Team	Losses
1	Mikhail Berdin	MB	11
2	Gilles Senn	BNG	10
3	Garret Sparks	STK	10
	several tied at		9

## Minutes

#	Player	Team	MIN
1	Stuart Skinner	BAK	1786:59
2	Mikhail Berdin	MB	1741:57
3	*Lukas Dostal	SD	1423:34
4	*Logan Thompson	HSK	1349:37
5	*Hunter Jones	IA	1097:19

## Saves

#	Player	Team	Saves
1	Stuart Skinner	BAK	753
2	*Lukas Dostal	SD	745
3	Mikhail Berdin	MB	730
4	*Logan Thompson	HSK	724
5	Ivan Prosvetov	TUC	536

\* - Rookie

## Shutouts

#	Player	Team	Shutouts
1	several tied at		2

## Save Percentage

#	Player	Team	SPCT
1	*Logan Thompson	HSK	.943
2	Zach Fucale	HER	.932
3	Zane McIntyre	LHV	.917
4	*Lukas Dostal	SD	.916
5	*Alex D'Orio	WBS	.915

## Shootout Wins

#	Player	Team	Wins
1	*Jake Kielly	UTI	2
2	Mikhail Berdin	MB	2
3	several tied at		1

## Shootout Percentage

#	Player	Team	SPCT
1	Matiss Kivlenieks	CLE	1.000
2	*Adam Scheel	TEX	1.000
3	Evan Cormier	BNG	1.000
4	Billy Christopoulos	ROC	1.000
	several tied at		0.833

# Final IceHogs Statistics for 2021 Season

## 12-19-1-0, 6th Central Division

PLAYER	GP	G	A	PTS	+/-	PIM	PP	SH	PLAYER	GP	G	A	PTS	+/-	PIM	PP	SH
Dylan McLaughlin	28	8	14	22	-6	2	3	2	Lucas Carlsson	7	1	2	3	-2	4	1	0
Cody Franson	26	4	13	17	1	12	1	0	Anton Lindholm	16	1	2	3	-9	2	0	0
Evan Barratt	27	5	9	14	1	18	0	0	Michael Krutil	21	0	3	3	-6	6	0	0
Chris Wilkie	22	8	5	13	6	23	0	3	John Quenneville	16	1	1	2	-6	23	1	0
D.J. Busdeker	24	5	7	12	-10	9	1	0	Chad Kryz	6	0	2	2	-5	0	0	0
Andrei Altybarmakian	29	5	7	12	-1	34	0	0	Carson Gicewicz	10	0	2	2	-1	8	0	0
MacKenzie Entwistle	22	4	8	12	-10	8	1	0	Gabriel Gagne	7	1	0	1	-7	2	0	0
Brandon Pirri	7	8	2	10	-2	0	3	0	Ian Mitchell	5	0	1	1	-1	0	0	0
Wyatt Kalynuk	8	2	8	10	-1	6	2	0	Cliff Watson	8	0	1	1	-3	2	0	0
Nicolas Beaudin	9	2	8	10	0	4	1	0	Riley McKay	12	0	1	1	-4	25	0	0
Isaak Phillips	27	2	7	9	-3	14	0	0	Scott Darling	1	0	0	0	0	0	0	0
Mitchell Fossier	19	5	3	8	-9	6	0	0	Madison Bowey	2	0	0	0	-2	6	0	0
Reese Johnson	18	4	4	8	4	40	0	0	Tom Aubrun	3	0	0	0	0	0	0	0
Matej Chalupa	27	4	3	7	-4	2	1	0	Collin Delia	4	0	0	0	0	0	0	0
Josiah Slavin	15	3	4	7	0	8	1	1	Ivan Nalimov	5	0	0	0	0	0	0	0
Chad Yetman	16	2	5	7	6	0	1	0	Mikael Hakkarainen	6	0	0	0	1	2	0	0
Dmitry Osipov	22	2	4	6	-10	34	0	0	Cale Morris	7	0	0	0	0	0	0	0
Brad Morrison	6	3	2	5	6	2	0	0	Matt Tomkins	15	0	0	0	0	0	0	0
Garrett Mitchell	29	3	2	5	-14	44	0	0									
Cole Moberg	22	1	4	5	2	14	0	0									
Michal Tepy	18	0	5	5	-1	6	0	0									
Tim Soderlund	23	0	5	5	-14	2	0	0									
Alec Regula	16	3	1	4	-1	12	0	0									

GOALIE	GP	MIN	AVG	W	L	OTL	SO	GA	SAVES	SPCT
Cale Morris	7	358	2.52	2	3	0	0	15	179	.923
Matt Tomkins	15	880	3.21	5	9	1	0	47	458	.907
Ivan Nalimov	5	262	3.43	2	2	0	0	15	116	.885
Tom Aubrun	3	148	4.46	0	2	0	0	11	70	.864
Scott Darling	1	60	5.00	0	1	0	0	5	22	.815
Collin Delia	4	210	5.16	2	2	0	0	18	109	.858

### 2021 Season Recap

After a prolonged offseason due to the COVID-19 pandemic, the Rockford IceHogs celebrated their 22nd season of professional hockey in the Stateline and 14th in the American Hockey League and as the top affiliate of the Chicago Blackhawks of the National Hockey League at the start of February with one of the youngest teams in their history.

Featuring 18 rookies out of 29 players on their Opening Night roster (20 rookies over 41 total players this season) and with Head Coach [Derek King](#) and Assistant Coach [Anders Sorensen](#) back behind the IceHogs bench for their third season, the club navigated through an 0-5-1 start to the campaign to rebound with a 12-14-0-0 run from late February through mid-May to finish with a 12-19-1-0 record in a truncated 32-game season.

# Final Statistics for 2021, Game-By-Game

Game	Date	Opponent	Score	Record	IceHogs Goalie	Game-Winning Goal	Shots
1	Sat. Feb. 6	vs. Chicago	4-5 L	0-1-0-0	Matt Tomkins (31 saves)	Rem Pitlick (CHI)	32/36
2	Tues. Feb. 9	at Chicago	2-5 L	0-2-0-0	Scott Darling (22 saves)	Rem Pitlick (CHI)	25/27
3	Sat. Feb. 13	at Iowa	2-3 OTL	0-2-1-0	Matt Tomkins (34 saves)	Adam Beckman (IA)	30/37
4	Tues. Feb. 16	vs. Chicago	2-3 L	0-3-1-0	Matt Tomkins (33 saves)	Philip Tomasino (CHI)	39/36
5	Thurs. Feb. 18	vs. Grand Rapids	1-3 L	0-4-1-0	Matt Tomkins (26 saves)	Riley Barber (GR)	13/29
6	Mon. Feb. 22	vs. Cleveland	3-7 L	0-5-1-0	Tomkins (17 svcs)/Morris (13 svcs)	Trey Fix-Wolansky (CLE)	32/37
7	Tues. Feb. 23	vs. Cleveland	3-2 W	1-5-1-0	Cale Morris (35 saves)	Isaak Phillips	24/37
8	Sat. Feb. 27	at Cleveland	3-6 L	1-6-1-0	Collin Delia (24 saves)	Tyler Sikura (CLE)	30/30
9	Wed. Mar. 3	vs. Grand Rapids	4-9 L	1-7-1-0	Delia (23 svcs)/Aubrun (17 svcs)	Tyler Spezia (GR)	21/49
10	Sat. Mar. 6	vs. Iowa	3-2 W	2-7-1-0	Collin Delia (35 saves)	Cody Franson	19/37
11	Sun. Mar. 7	vs. Iowa	4-3 OTW	2-7-1-0	Collin Delia (27 saves)	Andrei Altybarmakian	25/30
12	Thurs. Mar. 11	vs. Grand Rapids	1-3 L	3-8-1-0	Matt Tomkins (29 saves)	Kyle Criscuolo (GR)	18/32
13	Sat. Mar. 13	at Grand Rapids	2-1 OTW	4-8-1-0	Matt Tomkins (42 saves)	Dylan McLaughlin	22/43
14	Tues. Mar. 16	at Grand Rapids	2-1 OTW	5-8-1-0	Matt Tomkins (46 saves)	Dylan McLaughlin	22/47
15	Sun. Mar. 21	vs. Iowa	3-5 L	5-9-1-0	Matt Tomkins (17 saves)	Gabriel Dumont (IA)	36/22
16	Mon. Mar. 22	vs. Iowa	6-1 W	6-9-1-0	Cale Morris (38 saves)	Chris Wilkie	27/39
17	Sat. Mar. 27	at Chicago	3-6 L	6-10-1-0	Ivan Nalimov (31 saves)	Dominik Bokk (CHI)	26/37
18	Sun. Mar. 28	vs. Chicago	4-5 L	6-11-1-0	Matt Tomkins (28 saves)	Jamieson Rees (CHI)	24/33
19	Sat. Apr. 3	at Chicago	2-4 L	6-12-1-0	Cale Morris (31 saves)	Tanner Jeannot (CHI)	33/35
20	Wed. Apr. 7	vs. Chicago	4-3 W	7-12-1-0	Matt Tomkins (30 saves)	Brandon Pirri	17/33
21	Tues. Apr. 13	at Iowa	1-4 L	7-13-1-0	Cale Morris (29 saves)	Will Bitten (IA)	28/33
22	Sat. Apr. 17	vs. Chicago	4-3 SOW	8-13-1-0	Ivan Nalimov (23 saves)	Tim Soderlund (Shootout)	41/26
23	Fri. Apr. 23	at Iowa	3-2 L	8-14-1-0	Cale Morris (24 saves)	Brandon Duhaime (IA)	29/27
24	Sat. Apr. 24	at Iowa	5-3 W	9-14-1-0	Ivan Nalimov (36 saves)	Dylan McLaughlin	29/39
25	Wed. Apr. 28	at Grand Rapids	2-3 L	9-15-1-0	Morris (9 svcs)/ Nalimov (9 svcs)	Gregor MacLeod (GR)	22/21
26	Sat. May 1	vs. Grand Rapids	3-2 W	10-15-1-0	Ivan Nalimov (17 saves)	Alec Regula	25/19
27	Mon. May 3	at Grand Rapids	3-2 SOW	11-15-1-0	Matt Tomkins (24 saves)	Cody Franson (Shootout)	39/26
28	Fri. May 7	at Iowa	1-6 L	11-16-1-0	Matt Tomkins (36 saves)	Hunter Jones (26 saves)	27/42
29	Sun. May 9	vs. Iowa	0-2 L	11-17-1-0	Matt Tomkins (29 saves)	Hunter Jones (35 saves)	35/31
30	Mon. May 10	at Chicago	5-6 L	11-18-1-0	Tom Aubrun (25 saves)	Beck Warm (23 saves)	28/31
31	Fri. May 14	vs. Chicago	4-1 W	12-18-1-0	Matt Tomkins (36 saves)	Beck Warm (20 saves)	24/37
32	Sat. May 15	at Chicago	1-3 L	12-19-1-0	Tom Aubrun (28 saves)	Antoine Bibeau (27 saves)	28/31

## 2021 Team Leaders

**Points:** Dylan McLaughlin - 22

**Goals:** Dylan McLaughlin, Chris Wilkie, Brandon Pirri - 8

**Assists:** Dylan McLaughlin - 14

**Games Played:** Garrett Mitchell, Andrei Altybarmakian - 29

**Penalty Minutes:** Garrett Mitchell - 44

**Plus/Minus:** Chad Yetman, Chris Wilkie, Brad Morrison - +6

**Wins:** Matt Tomkins - 5

**Goals Against Average:** Cale Morris - 2.52

**Save Percentage:** Cale Morris - .923



# 2021 Season Statistical Summary

Overall Record: 12-19-1-2  
 Home Record: 8-9-0-0  
 Road Record: 4-10-0-0

**First Half Record: 6-9-1-0 (16 Games)**  
 Home: 4-7-0-0  
 Road: 2-2-1-0

Overtime Record: 3-1  
 Shootout Record: 2-0

**Second Half Record: 6-10-0-0 (16 Games)**  
 Home: 4-2-0-0  
 Road: 2-8-0-0

1 - Goal Games 9-6-1-0  
 2 - Goal Games 1-6-0-0  
 3 - Goal Games 1-4-0-0  
 4 - Goal Games 0-1-0-0  
 5+ - Goal Games 1-2-0-0

**vs. Central Division: 12-19-1-0**  
 vs. Cleveland 1-2-0-0  
 vs. Chicago: 3-8-0-0  
 vs. Grand Rapids: 4-4-0-0  
 vs. Iowa: 4-5-1-0

Scoring First 7-6-1-0  
 Leading After 1st 6-1-1-0  
 Tied After 1st 4-6-0-0  
 Trailing After 1st 2-12-0-0  
 Leading After 2nd 5-0-0-0  
 Tied After 2nd 5-2-1-0  
 Trailing After 2nd 2-17-0-0

**By Month:**  
 February: 1-6-1-0  
 March: 5-5-0-0  
 April: 3-4-0-0  
 May: 3-4-0-0

Scoring 0 Goals: 0-1-0-0  
 Scoring 1 Goal: 0-5-0-0  
 Scoring 2 Goals: 2-5-1-0  
 Scoring 3 Goals: 4-4-0-0  
 Scoring 4 Goals: 4-3-0-0  
 Scoring 5 Goals: 1-1-0-0  
 Scoring 6+ Goals: 1-0-0-0

Allowing 0 Goals: 0-0-0-0  
 Allowing 1 Goal: 4-0-0-0  
 Allowing 2 Goals: 4-1-0-0  
 Allowing 3 Goals: 4-6-1-0  
 Allowing 4 Goals: 0-2-0-0  
 Allowing 5 Goals: 0-4-0-0  
 Allowing 6+ Goals: 0-6-0-0

## Power Play

	GF	ADV	PCT	Rank
<b>Overall</b>	17	104	16.3%	23rd
<b>Home</b>	12	62	19.4%	14th
<b>Road</b>	5	42	11.9%	26th

## Penalty Kill

	GA	TSH	PCT	Rank
<b>Overall</b>	27	116	76.7%	24th
<b>Home</b>	15	59	74.6%	24th
<b>Road</b>	12	57	78.9%	19th

## Goals by Period

	1	2	3	OT	Total	Rank
<b>IceHogs</b>	28	28	28	5	89 (2.78 AVG)	25th
<b>Opponents</b>	37	49	28	1	115 (3.59 AVG)	25th

## Shots by Period

	1	2	3	OT	Total	Rank
<b>IceHogs</b>	274	302	278	18	870 (27.19 AVG)	23rd
<b>Opponents</b>	371	367	316	20	1,069 (33.41 AVG)	27th

## Penalty Minutes

	GP	MIN	AVG	Rank
<b>Regular Season</b>	32	390	12.19	13th (Fewest PIM/Game Avg. in AHL)

# Final Statistics for 2021, Home/Road

## Home Stats

#	Player	GP	G	A	PTS +/-	Shots	PIM
11	Cody Franson	15	3	9	12 3	42	4
39	Dylan McLaughlin	13	3	7	10 2	22	2
84	Andrei Altybarmakian	16	5	10	4	23	6
26	Evan Barratt	14	3	6	9 -2	25	4
74	Nicolas Beaudin	6	2	7	9 4	8	4
57	Chris Wilkie	11	5	3	8 5	13	6
58	MacKenzie Entwistle	13	3	5	8 -6	24	6
73	Brandon Pirri	6	6	2	8 -1	24	0
48	Wyatt Kalynuk	5	2	5	7 0	8	2
79	D.J. Busdeker	11	2	5	7 -3	19	7
52	Reese Johnson	10	3	3	6 7	13	32
41	Isaak Phillips	13	2	3	5 -2	20	2
56	Dmitri Osipov	11	1	4	5 -6	10	14
67	Matej Chalupa	16	2	3	5 -1	28	2
49	Mitch Fossier	8	2	2	4 -3	8	2
76	Tim Soderlund	13	0	4	4 -9	16	0
46	Lucas Carlsson	5	1	2	3 -2	7	2
62	Cole Moberg	11	0	3	3 1	16	6
78	Brad Morrison	5	1	2	3 4	7	2
82	Josiah Slavin	6	1	2	3 -1	8	8
14	Garrett Mitchell	16	1	1	2 -7	19	31
47	John Quenneville	10	1	1	2 -4	17	17
53	Michal Teplý	7	0	2	2 1	9	0
63	Michael Krutíl	13	0	2	2 -5	7	2
75	Alec Regula	8	2	0	2 2	11	6
43	Chad Kryś	4	0	1	1 -1	7	0
51	Ian Mitchell	2	0	1	1 2	3	0
61	Chad Yetman	9	1	0	1 1	4	0
68	Riley McKay	7	0	1	1 -1	7	17
15	Carson Gicewicz	3	0	0	0 1	4	2
31	Cale Morris	3	0	0	0 0	0	0
33	Scott Darling	0	0	0	0 0	0	0
42	Gabriel Gagne	3	0	0	0 -4	7	2
54	Anton Lindholm	6	0	0	0 -5	4	2
55	Cliff Watson	3	0	0	0 2	5	0
59	Mikael Hakkarainen	5	0	0	0 2	4	2
60	Collin Delia	3	0	0	0 0	0	0
70	Ivan Nalimov	2	0	0	0 0	0	0
80	Tom Aubrun	1	0	0	0 0	0	0
90	Matt Tomkins	10	0	0	0 0	0	0

#	Player	GP	MIN	W	L	T	SPC	GAA	GA	SVS
31	Cale Morris	3	140	2	0	0	0.956	1.71	4	86
70	Ivan Nalimov	2	124	2	0	0	0.889	2.42	5	40
90	Matt Tomkins	10	568	2	8	0	0.890	3.59	34	276
80	Tom Aubrun	1	32	0	0	0	0.895	3.75	2	17
60	Collin Delia	3	151	2	1	0	0.876	4.77	12	85

### 2020-21 Home Record:

8-9-0-0

### Home Leaders

**Points:** Cody Franson - 12

**Goals:** Brandon Pirri - 6

**Assists:** Cody Franson - 9

**PIM:** Reese Johnson - 32

**Plus/Minus:** Reese Johnson - +7

**Wins:** Cale Morris, Matt Tomkins,  
Collin Delia, Ivan Nalimov - 2

**GAA:** Cale Morris - 1.71

**Save Percentage:** Cale Morris - .956

## Road Stats

#	Player	GP	G	A	PTS +/-	Shots	PIM
39	Dylan McLaughlin	15	5	7	12 -8	25	0
61	Chad Yetman	7	1	5	6 5	10	0
11	Cody Franson	11	1	4	5 -2	25	8
26	Evan Barratt	13	2	3	5 3	18	14
57	Chris Wilkie	11	3	2	5 1	23	17
79	D.J. Busdeker	13	3	2	5 -7	31	2
41	Isaak Phillips	14	0	4	4 -1	16	12
49	Mitch Fossier	11	3	1	4 -4	16	4
58	MacKenzie Entwistle	9	1	3	4 -4	11	2
82	Josiah Slavin	9	2	2	4 1	10	0
14	Garrett Mitchell	13	2	1	3 -7	16	13
48	Wyatt Kalynuk	3	0	3	3 -1	6	4
53	Michal Teplý	11	0	3	3 -2	22	6
54	Anton Lindholm	10	1	2	3 -4	15	0
15	Carson Gicewicz	7	0	2	2 -2	4	6
52	Reese Johnson	8	1	1	2 -3	9	8
62	Cole Moberg	11	1	1	2 1	16	8
67	Matej Chalupa	11	2	0	2 -3	23	0
73	Brandon Pirri	1	2	0	2 -1	4	0
75	Alec Regula	8	1	1	2 -3	16	6
78	Brad Morrison	1	2	0	2 2	2	0
84	Andrei Altybarmakian	13	0	2	2 -5	17	28
43	Chad Kryś	2	0	1	1 -4	4	0
55	Cliff Watson	5	0	1	1 -5	8	2
56	Dmitri Osipov	11	1	0	1 -4	14	20
63	Michael Krutíl	8	0	1	1 -1	8	4
74	Nicolas Beaudin	3	0	1	1 -4	7	0
76	Tim Soderlund	10	0	1	1 -5	9	2
31	Cale Morris	4	0	0	0 0	0	0
33	Scott Darling	1	0	0	0 0	0	0
42	Gabriel Gagne	4	1	0	0 -2	7	0
46	Lucas Carlsson	1	0	0	0 0	4	2
47	John Quenneville	6	0	0	0 0	12	6
51	Ian Mitchell	3	0	0	0 -3	6	0
59	Mikael Hakkarainen	1	0	0	0 -1	1	0
60	Collin Delia	1	0	0	0 0	0	0
68	Riley McKay	5	0	0	0 -3	5	8
70	Ivan Nalimov	3	0	0	0 0	0	0
80	Tom Aubrun	2	0	0	0 0	0	0
90	Matt Tomkins	5	0	0	0 0	0	0

#	Player	GP	MIN	W	L	T	SPC	GAA	GA	SVS
90	Matt Tomkins	5	312	3	1	1	0.933	2.50	13	182
31	Cale Morris	4	220	0	3	0	0.894	3.00	11	93
70	Ivan Nalimov	3	138	0	2	0	0.884	4.35	10	76
80	Tom Aubrun	2	117	0	2	0	0.855	4.62	9	53
33	Scott Darling	1	60	0	1	0	0.815	5.00	5	22
60	Collin Delia	1	60	0	1	0	0.800	6.00	6	24

### 2020-21 Road Record:

4-10-1-0

### Road Leaders

**Points:** Dylan McLaughlin - 12

**Goals:** Dylan McLaughlin - 5

**Assists:** Dylan McLaughlin - 7

**PIM:** Andrei Altybarmakian - 28

**Plus/Minus:** Chad Yetman - +5

**Wins:** Matt Tomkins - 3

**GAA:** Matt Tomkins - 2.50

**Save Percentage:** Matt Tomkins - .933

# Final Statistics for 2021, vs. Opponents

Game	Date	Opponent	Score	Record	IceHogs Goalie	Game-Winning Goal	Shots
1	Sat. Feb. 6	vs. Chicago	4-5 L	0-1-0-0	Matt Tomkins (31 saves)	Rem Pitlick (CHI)	32/36
2	Tues. Feb. 9	at Chicago	2-5 L	0-2-0-0	Scott Darling (22 saves)	Rem Pitlick (CHI)	25/27
3	Tues. Feb. 16	vs. Chicago	2-3 L	0-3-0-0	Matt Tomkins (33 saves)	Philip Tomasino (CHI)	39/36
4	Sat. Mar. 27	at Chicago	3-6 L	0-4-0-0	Ivan Nalimov (31 saves)	Dominik Bokk (CHI)	26/37
5	Sun. Mar. 28	vs. Chicago	4-5 L	0-5-0-0	Matt Tomkins (28 saves)	Jamieson Rees (CHI)	24/33
6	Sat. Apr. 3	at Chicago	2-4 L	0-6-0-0	Cale Morris (31 saves)	Tanner Jeannot (CHI)	33/35
7	Wed. Apr. 7	vs. Chicago	4-3 W	1-6-0-0	Matt Tomkins (30 saves)	Brandon Pirri	17/33
8	Sat. Apr. 17	vs. Chicago	4-3 SOW	2-6-0-0	Ivan Nalimov (23 saves)	Tim Soderlund (Shootout)	41/26
9	Mon. May 10	at Chicago	5-6 L	2-7-0-0	Tom Aubrun (25 saves)	Beck Warm (23 saves)	28/31
10	Fri. May 14	vs. Chicago	4-1 W	3-7-0-0	Matt Tomkins (36 saves)	Beck Warm (20 saves)	24/37
11	Sat. May 15	at Chicago	1-3 L	3-8-0-0	Tom Aubrun (28 saves)	Antoine Bibeau (27 saves)	28/31
1	Mon. Feb. 22	vs. Cleveland	3-7 L	0-1-0-0	Tomkins (17 sv)/Morris (13 sv)	Trey Fix-Wolansky (CLE)	32/37
2	Tues. Feb. 23	vs. Cleveland	3-2 W	1-1-0-0	Cale Morris (35 saves)	Isaak Phillips	24/37
3	Sat. Feb. 27	at Cleveland	3-6 L	1-2-0-0	Collin Delia (24 saves)	Tyler Sikura (CLE)	30/30
1	Thurs. Feb. 18	vs. Grand Rapids	1-3 L	0-1-0-0	Matt Tomkins (26 saves)	Riley Barber (GR)	13/29
2	Wed. Ma. 3	vs. Grand Rapids	4-9 L	0-2-0-0	Delia (23 sv)/Aubrun (17 sv)	Tyler Spezia (GR)	21/49
3	Thurs. Mar. 11	vs. Grand Rapids	1-3 L	0-3-0-0	Matt Tomkins (29 saves)	Kyle Criscuolo (GR)	18/32
4	Sat. Mar. 13	at Grand Rapids	2-1 OTW	1-3-0-0	Matt Tomkins (42 saves)	Dylan McLaughlin	22/43
5	Tues. Mar. 16	at Grand Rapids	2-1 OTW	2-3-0-0	Matt Tomkins (46 saves)	Dylan McLaughlin	22/47
6	Wed. Apr. 28	at Grand Rapids	2-3 L	2-4-0-0	Morris (9 sv)/ Nalimov (9 sv)	Gregor MacLeod (GR)	22/21
7	Sat. May 1	vs. Grand Rapids	3-2 W	3-4-0-0	Ivan Nalimov (17 saves)	Alec Regula	25/19
8	Mon. May 3	at Grand Rapids	3-2 SOW	4-4-0-0	Matt Tomkins (24 saves)	Cody Franson (Shootout)	39/26
1	Sat. Feb. 13	at Iowa	2-3 OTL	0-0-1-0	Matt Tomkins (34 saves)	Adam Beckman (IA)	30/37
2	Sat. Mar. 6	vs. Iowa	3-2 W	1-0-1-0	Collin Delia (35 saves)	Cody Franson	19/37
3	Sun. Mar. 7	vs. Iowa	4-3 OTW	2-0-1-0	Collin Delia (27 saves)	Andrei Altybarmakian	25/30
4	Sun. Mar. 21	vs. Iowa	3-5 L	2-1-1-0	Matt Tomkins (17 saves)	Gabriel Dumont (IA)	36/22
5	Mon. Mar. 22	vs. Iowa	6-1 W	3-1-1-0	Cale Morris (38 saves)	Chris Wilkie	27/39
6	Tues. Apr. 13	at Iowa	1-4 L	3-1-1-0	Cale Morris (29 saves)	Will Bitten (IA)	28/33
7	Fri. Apr. 23	at Iowa	3-2 L	3-3-1-0	Cale Morris (24 saves)	Brandon Duhaime (IA)	29/27
8	Sat. Apr. 24	at Iowa	5-3 W	4-3-1-0	Ivan Nalimov (36 saves)	Dylan McLaughlin	29/39
9	Fri. May 7	at Iowa	1-6 L	4-4-1-0	Matt Tomkins (36 saves)	Hunter Jones (26 saves)	27/42
10	Sun. May 9	vs. Iowa	0-2 L	4-5-1-0	Matt Tomkins (29 saves)	Hunter Jones (35 saves)	35/31

## 2021 Team Leaders vs. Opponents

### vs. Chicago (3-7-0-0)

**Points:** Dylan McLaughlin, D.J. Busdeker - 8

**Goals:** Brandon Pirri - 5

**Assists:** D.J. Busdeker - 7

**PIM:** Garrett Mitchell - 26

**Wins:** Matt Tomkins - 2

**Goals Against Average:** Cale Morris - 3.05

**Save Percentage:** Cale Morris - .912

### vs. Cleveland (1-2-0-0)

**Points:** Evan Barratt, Tim Soderlund - 3

**Goals:** Evan Barratt, MacKenzie Entwistle, Mitch

Fossier, Isaak Phillips, Andrei Altybarmakian,

Matej Chalupa, Brad Morrison, Alec Regula,

Chris Wilkie - 1

**Assists:** Tim Soderlund - 3

**PIM:** John Quenneville - 9

**Wins:** Cale Morris - 1

**Goals Against Average:** Cale Morris - 2.25

**Save Percentage:** Cale Morris - .941

### vs. Grand Rapids (4-4-0-0)

**Points:** Dylan McLaughlin - 7

**Goals:** Dylan McLaughlin - 4

**Assists:** Dylan McLaughlin, Andrei

Altybarmakian, Cody Franson - 3

**PIM:** Riley McKay - 12

**Wins:** Matt Tomkins - 3

**Goals Against Average:** Matt Tomkins - 1.77

**Save Percentage:** Cale Morris - .949

### vs. Iowa (4-5-1-0)

**Points:** Cody Franson, Nicolas Beaudin, Reese

Johnson, Dylan McLaughlin - 6

**Goals:** Cody Franson, Chris Wilkie, D.J.

Busdeker, Garrett Mitchell - 3

**Assists:** Dylan McLaughlin - 5

**PIM:** Reese Johnson - 20

**Wins:** Collin Delia - 2

**Goals Against Average:** Cale Morris - 2.35

**Save Percentage:** Cale Morris - .929



# 2021 Game-by-Game Summaries

## [2/6/21 Rockford 4 vs. Chicago 5](#)

Defenseman Cody Franson picked up two assists and defenseman Wyatt Kalynuk and forward Chad Yetman added their first professional goals, but the Rockford IceHogs fell to the Chicago Wolves 5-4 on Opening Day at BMO Harris Bank Center Saturday afternoon. The IceHogs went an impressive 3-for-6 on the power play including a 3-for-3 start to the game.

## [2/9/21 Rockford 2 at Chicago 5](#)

Forward D.J. Busdeker buried his first AHL marker and forward Chris Wilkie added his first professional goal in his pro debut, but the Rockford IceHogs fell to the Chicago Wolves 5-2 at Triphahn Ice Arena Tuesday afternoon. The contest featured 63 combined penalties and 15 power plays.

## [2/13/21 Rockford 2 at Iowa 3 \(OT\)](#)

Forward Brad Morrison netted both goals and forward Chad Yetman added two assists to help the Rockford IceHogs earn a point in a 3-2 overtime loss to the Iowa Wild at Wells Fargo Arena Saturday evening. Goaltender Matt Tomkins made 34 saves, including a fantastic penalty-shot stop in overtime.

## [2/16/21 Rockford 2 vs. Chicago 3](#)

Forward Chris Wilkie and defenseman Isaac Phillips scored 19 seconds apart in the third period to pull the Rockford IceHogs within a goal, but the Chicago Wolves held on for a 3-2 win at BMO Harris Bank Center Tuesday night.

## [2/18/21 Rockford 1 vs. Grand Rapids 3](#)

Defenseman Alec Regula registered his first professional goal in the second period, but the Rockford IceHogs were held to 13 total shots in the contest and the Grand Rapids Griffins skated away with a 3-1 win at BMO Harris Bank Center Thursday evening. With the loss, the IceHogs' season-opening winless skid hits a team-record five games.

## [2/22/21 Rockford 3 vs. Cleveland 7](#)

Forward Mitch Fossier registered his first pro goal and added an assist in a wild high-scoring contest that saw the Cleveland Monsters pull away from the Rockford IceHogs 7-3 at BMO Harris Bank Center Monday night. The IceHogs' season-opening winless skid reaches a team-record six games.

## [2/23/21 Rockford 3 vs. Cleveland 2](#)

Forward Evan Barratt scored his first professional goal and goalie Cale Morris records his first professional win to help the Rockford IceHogs to a 3-2 comeback victory over the Cleveland Monsters at BMO Harris Bank Center Tuesday evening. The victory snaps the IceHogs' season-opening six-game winless skid.

## [2/27/21 Rockford 3 at Cleveland 6](#)

Defenseman Wyatt Kalynuk registered two assists and forwards MacKenzie Entwistle, Matej Chalupa, and defenseman Alec Regula scored, but the Rockford IceHogs fell to the Cleveland Monsters 6-3 at Rocket Mortgage FieldHouse Saturday evening.

## [3/3/21 Rockford 4 vs. Grand Rapids 9](#)

Forward Brandon Pirri scored twice and defenseman Lucas Carlsson found the net in their first games with the Rockford IceHogs his season and defenseman Nicolas Beaudin and Wyatt Kalynuk each added two assists in a 9-4 setback to the Grand Rapids Griffins at BMO Harris Bank Center Wednesday night. The IceHogs gave up a team-record six goals in the second period.

## [3/6/21 Rockford 3 vs. Iowa 2](#)

Defenseman Cody Franson (two goals, one assist) and Nicolas Beaudin (three assists) recorded three-point games and Colin Delia made 35 saves to send the Rockford IceHogs over the Iowa Wild 3-2 at BMO Harris Bank Center Saturday evening.

## [3/7/21 Rockford 4 vs. Iowa 3 \(OT\)](#)

Forward Andrei Altybarmakian scored twice including the game-winning goal in overtime to give the Rockford IceHogs a 4-3 victory over the Iowa Wild at BMO Harris Bank Center Sunday afternoon.

## [3/11/21 Rockford 1 vs. Grand Rapids 3](#)

Goaltender Matt Tomkins provided 29 key saves for the Rockford IceHogs, but the offense was met by a stingy Grand Rapids Griffins defense in a 3-1 loss at BMO Harris Bank Center Thursday night. Forward D.J. Busdeker scored the lone goal for the IceHogs.

## [3/13/21 Rockford 2 at Grand Rapids 1 \(OT\)](#)

Goaltender Matt Tomkins made a career-high 42 saves and forward Dylan McLaughlin scored the game-winning goal and added an assist as Rockford IceHogs prevailed over the Grand Rapids Griffins 2-1 in overtime at Van Andel Arena Saturday evening.

## [3/16/21 Rockford 2 at Grand Rapids 1 \(OT\)](#)

In a stellar repeat performance of Saturday's overtime win in Michigan, goaltender Matt Tomkins recorded a career-high 46 saves and forward Dylan McLaughlin scored the game-winning goal and picked an assist as the Rockford IceHogs took down the Grand Rapids Griffins 2-1 in overtime at Van Andel Arena Tuesday evening.

## [3/21/21 Rockford 3 vs. Iowa 5](#)

Defenseman Cody Franson registered a goal and an assist, but the Rockford IceHogs saw two leads slip away as the Iowa Wild fought back for a 5-3 victory at BMO Harris Bank Center Sunday evening to snap a five-game winless streak.

## [3/22/21 Rockford 6 vs. Iowa 1](#)

Forwards Chris Wilkie, Reese Johnson and defenseman Nicolas Beaudin each scored twice to propel the Rockford IceHogs over the Iowa Wild 6-1 at BMO Harris Bank Center Monday night. Wilkie and Johnson also each registered an assist for three points in the victory.

## [3/27/21 Rockford 3 at Chicago 6](#)

Forwards Evan Barratt (one goal, one assist) and Chris Wilkie (two assists) recorded two-point nights, but the Rockford IceHogs fell to the Chicago Wolves 6-3 at Triphahn Community Center Ice Arena Saturday night.

## [3/28/21 Rockford 5 vs. Chicago 4](#)

Defenseman Cody Franson registered two assists, defenseman Wyatt Kalynuk added a goal and the Rockford IceHogs power play went 3-for-5, but the Chicago Wolves pushed through for a 5-4 win at BMO Harris Bank Center Sunday afternoon.

## [4/3/21 Rockford 2 at Chicago 4](#)

Forward Dylan McLaughlin opened the game scoring and Josiah Slavin netted his second goal of the season, but the Rockford IceHogs fell to the Chicago Wolves 4-2 at Triphahn Community Center Ice Arena Saturday night in Game 3 of four consecutive meetings against their in-state rival.

## [4/7/21 Rockford 4 vs. Chicago 3](#)

Forward Brandon Pirri recorded a hat trick and rookie Josiah Slavin added two assists to send the Rockford IceHogs over the Chicago Wolves 4-3 at BMO Harris Bank Center Wednesday evening to compete four consecutive meetings against each other.

## [4/13/21 Rockford 1 at Iowa 4](#)

Forward Josiah Slavin extended his personal point streak to four games (three goals, two assists), but the Rockford IceHogs fell to the Iowa Wild 4-1 at Wells Fargo Arena Tuesday evening.

## [4/17/21 Rockford 4 vs. Chicago 3 \(SO\)](#)

The Rockford IceHogs battled back from two one-goal deficits and fired a season-high 41 shots on goal to defeat the Chicago Wolves 4-3 in the shootout at BMO Harris Bank Center Saturday night. Forward D.J. Busdeker recorded two assists and goaltender Ivan Nalimov recorded his first AHL win making 23 saves.

## [4/23/21 Rockford 2 at Iowa 3](#)

The Rockford IceHogs kicked off the game scoring for the sixth consecutive contest, but the Iowa Wild erased two deficits to take a 3-2 victory at Wells Fargo Arena Friday evening.

## [4/24/21 Rockford 5 at Iowa 3](#)

Forward Dylan McLaughlin recorded a goal and two assists and rookie D.J. Busdeker added two tallies to send the Rockford IceHogs over the Iowa Wild 5-3 at Wells Fargo Arena Saturday night. The victory snapped the IceHogs' nine-game winless streak at Iowa (0-8-1-0).

## [4/28/21 Rockford 2 at Grand Rapids 3](#)

Forward Dylan McLaughlin struck on the power play and rookie Mitch Fossier converted on a third-period penalty shot, but the Grand Rapids Griffins held on for a 3-2 win over the Rockford IceHogs at Van Andel Arena Wednesday night.

# 2021 Game-by-Game Summaries

---

## [5/1/21 Rockford 3 vs. Grand Rapids 2](#)

For the first time in 422 days, the Rockford IceHogs welcomed Season Ticket Holders back inside BMO Harris Bank Center as they took on the Grand Rapids Griffins, earning an energetic 3-2 victory Saturday night. Forward Dylan McLaughlin recorded a goal and an assist and forward Brandon Pirri extended his point streak to a team season-high five games with a power-play goal.

## [5/3/21 Rockford 3 at Grand Rapids 2 \(SO\)](#)

Forwards Evan Barratt (one goal, one assist), Andrei Altybarmakian (two assists), and Chad Yetman (one goal, one assist) each recorded two-point games and forward Tim Soderlund and defenseman Cody Franson dazzled in the shootout to send the Rockford IceHogs over the Grand Rapids Griffins, 3-2, at Van Andel Arena Monday night. The IceHogs completed their eight-game head-to-head season series against the Griffins with a 4-4-0 record including a 3-1-0 record in Grand Rapids.

## [5/7/21 Rockford 1 at Iowa 6](#)

Forward Chad Yetman earned his second assist in as many games and forward Mitch Fossier buried his third goal of the season in the second period, but the Iowa Wild skated away with a 6-1 win over the Rockford IceHogs at Wells Fargo Arena Friday night.

## [5/9/21 Rockford 0 vs. Iowa 2](#)

Goaltender Matt Tomkins provided 29 key saves on Mother's Day, but the Iowa Wild caught breaks late in the first period and early in the second for a 2-0 victory over the Rockford IceHogs at BMO Harris Bank Center Sunday afternoon.

## [5/10/21 Rockford 5 at Chicago 6](#)

Forward Brandon Pirri scored twice, defenseman Isaak Phillips added two assists and the Rockford IceHogs nearly erased a four-goal deficit with a thrilling third-period push, but the Chicago Wolves held on for a 6-5 victory at Triphahn Community Center Ice Arena Monday afternoon.

## [5/14/21 Rockford 4 vs. Chicago 1](#)

Defenseman Dmitry Osipov (goal, assist) and forwards Dylan McLaughlin (goal, assist) and Matej Chalupa (two assists) picked up two-point games and netminder Matt Tomkins made 36 saves to send the Rockford IceHogs over the Chicago Wolves 4-1 at BMO Harris Bank Center Friday evening in their final home contest of the 2021 season.

## [5/15/21 Rockford 1 at Chicago 3](#)

Defenseman Cole Moberg registered his first professional goal in the second period, but the Rockford IceHogs fell to the Chicago Wolves by a 3-1 final at Triphahn Center Ice Arena Saturday evening to close the 2021 season.



# ICEHOGS TEAM RECORDS



**TEAM SINGLE-SEASON RECORDS****Win/Loss Records:****MOST WINS**

ALL-TIME: 46 14-15  
44 07-08, 09-10

**LEAST WINS**

ALL-TIME: 25 16-17  
29 19-20\*

**MOST LOSSES**

ALL-TIME: 39 16-17  
34 08-09

**LEAST LOSSES**

ALL-TIME: 19 20-21\*  
22 15-16  
23 14-15

**HIGHEST WIN %**

ALL-TIME: .651 14-15  
.618 15-16  
.613 07-08

**LOWEST WIN %**

ALL-TIME: .391 20-21\*  
.408 16-17  
.492 19-20

**MOST HOME WINS**

ALL-TIME: 26 09-10  
24 13-14, 14-15  
23 07-08, 15-16

**MOST HOME LOSSES**

ALL-TIME: 17 12-13, 10-11  
16 11-12, 08-09  
15 16-17

**LEAST HOME WINS**

ALL-TIME: 8 20-21\*  
16 16-17  
17 19-20\*  
18 11-20

**LEAST HOME LOSSES**

ALL-TIME: 9 14-15, 15-16,  
20-21  
11 13-14  
12 09-10

**MOST ROAD WINS**

ALL-TIME: 22 14-15  
21 07-08  
19 10-11

**LEAST ROAD WINS**

ALL-TIME: 4 20-21\*  
9 16-17  
11 13-14

**MOST ROAD LOSSES**

ALL-TIME: 24 16-17  
21 13-14  
18 09-10, 08-09

**LEAST ROAD LOSSES**

ALL-TIME: 10 20-21\*  
12 07-08  
13 15-16

**MOST OVERTIME WINS**

ALL-TIME: 12 18-19

**LEAST OVERTIME WINS**

ALL-TIME: 1 08-09, 16-17

**MOST OVERTIME LOSSES (OTL)**

ALL-TIME: 10 15-16  
9 16-17

**LEAST OVERTIME LOSSES (OTL)**

ALL-TIME: 0 08-09  
1 20-21\*  
2 19-20\*, 12-13, 11-12

**MOST SHOOTOUT WINS**

ALL-TIME: 11 08-09

**LEAST SHOOTOUT WINS**

ALL-TIME: 2 15-16  
2 15-16

**MOST SHOOTOUT POINTS (SOL)**

ALL-TIME: 7 11-12  
6 18-19, 08-09, 07-08

**LEAST SHOOTOUT POINTS (SOL)**

ALL-TIME: 0 20-21  
1 12-13  
2 19-20\*, 14-15, 11-12

**MOST STANDINGS POINTS**

ALL-TIME: 99 14-15  
98 07-08  
94 09-10, 15-16  
88 17-18

**LEAST STANDINGS POINTS**

ALL-TIME: 25 20-21\*  
62 19-20\*  
62 16-17  
79 11-12, 13-14

**MOST GOALS**

ALL-TIME: 247 07-08  
246 12-13  
239 17-18  
234 13-14

**FEWEST GOALS**

ALL-TIME: 89 20-21\*  
156 19-20\*  
175 16-17  
184 18-19

**MOST GOALS ALLOWED**

ALL-TIME: 262 13-14  
246 16-17  
245 10-11  
234 17-18

**FEWEST GOALS ALLOWED**

ALL-TIME: 115 20-21\*  
180 14-15  
187 19-20\*  
205 15-16

**MOST POWER-PLAY GOALS**

ALL-TIME: 88 07-08  
66 12-13  
60 13-14  
57 08-09

**FEWEST POWER-PLAY GOALS**

ALL-TIME: 17 20-21\*  
29 19-20\*  
41 18-19  
42 16-17  
45 15-16

**MOST POWER-PLAY OPPORTUNITIES**

ALL-TIME: 473 07-08  
404 08-09  
354 10-11  
349 09-10

**LEAST POWER-PLAY OPPORTUNITIES**

ALL-TIME: 104 20-21\*  
254 19-20\*  
283 18-19  
293 15-16

**MOST SHORTHANDED GOALS**

ALL-TIME: 12 15-16  
11 12-13  
9 10-11, 12-13,  
19-20

**FEWEST SHORTHANDED GOALS**

ALL-TIME: 2 18-19  
3 11-12  
5 07-08  
6 09-10, 20-21\*

# TEAM SINGLE-SEASON RECORDS

# Win/Loss Records:

## MOST SHORTHANDED GOALS ALLOWED

ALL-TIME: 15 07-08  
12 16-17  
10 08-09, 17-18  
9 09-10

## HIGHEST TOTAL ATTENDANCE

ALL-TIME: 190,492 15-16  
183,701 14-15  
182-540 13-14  
174,418 10-11

## FEWEST SHORTHANDED GOALS ALLOWED

ALL-TIME: 2 20-21\*  
4 19-20\*  
5 18-19, 14-15  
6 10-11

## LOWEST TOTAL ATTENDANCE

ALL-TIME: 120,290 19-20\*  
147,306 18-19  
147,634 17-18  
153,506 07-08

## HIGHEST POWER PLAY %

ALL-TIME: 20.6% 12-13  
18.6% 07-08  
16.3% 20-21\*  
15.6% 17-18

## HIGHEST AVERAGE ATTENDANCE

ALL-TIME: 5,013 15-16  
4,834 14-15  
4,804 13-14  
4,560 12-13

## LOWEST POWER PLAY %

ALL-TIME: 11.4% 20-21\*  
14.1% 08-09  
14.3% 16-17  
14.5% 18-19  
14.6% 15-16

## LOWEST AVERAGE ATTENDANCE

ALL-TIME: 3,759 19-20\*  
3,826 07-08  
3,909 08-09

## MOST WINS VS. OPPONENT

ALL-TIME: 10 SEVERAL TIED  
LAST: 11-12 VS. MIL

## HIGHEST PENALTY KILL %

ALL-TIME: 86.0% 14-15  
84.0% 07-08  
83.6% 12-13  
83.3% 09-10

## MOST WINS IN A MONTH

ALL-TIME: 9 SEVERAL TIED  
LAST: FEBRUARY 2020\*

## LOWEST PENALTY KILL %

ALL-TIME: 72.3% 13-14  
76.2% 19-20\*  
76.7% 20-21\*  
77.4% 17-18

\*2019-20 Season shortened 13 games (6 home games) due to COVID-19 pandemic

## MOST PENALTY MINUTES

ALL-TIME: 2,109 07-08  
1,716 12-13  
1,503 10-11

2020-21 Season not included - 32 game schedule stats due to COVID-19 pandemic

## FEWEST PENALTY MINUTES

ALL-TIME: 390 20-21  
715 18-19  
785 17-18

## MOST SHUTOUTS

ALL-TIME: 10 14-15  
9 15-16  
5 10-11, 07-08

## MOST SHUTOUTS AGAINST

ALL-TIME: 7 16-17, 18-19, 19-20  
6 09-10  
5 12-13

**INDIVIDUAL SINGLE-SEASON RECORDS****Skater Records:**

<b>GAMES</b>		
All-Time:	80 Brian Connelly	10-11
	Bracken Kearns	09-10
	Richard Petiot	09-10
	Danny Groulx	08-09

<b>GOALS</b>		
All-Time:	35 Troy Brouwer	07-08
	30 Jeff Taffe	10-11
	30 Jeremy Morin	12-13
	29 Pascal Pelletier	08-09
	27 Ben Smith	12-13

<b>GOALS/CENTER</b>		
All-Time:	30 Jeff Taffe	10-11

<b>GOALS/RIGHT WING</b>		
ALL-TIME:	27 Ben Smith	12-13

<b>GOALS/LEFT WING</b>		
ALL-TIME:	35 Troy Brouwer	07-08

<b>GOALS/DEFENSE</b>		
ALL-TIME:	12 Adam Clendening	13-14
	11 Brian Connelly	10-11
	10 Ville Pokka	15-16

<b>ASSISTS</b>		
ALL-TIME:	67 Martin St. Pierre	07-08
	53 Brandon Pirri	12-13
	50 Petri Kontiola	07-08
	47 Adam Clendening	13-14

<b>ASSISTS/CENTER</b>		
ALL-TIME:	67 Martin St. Pierre	07-08

<b>ASSISTS/RIGHT WING</b>		
ALL-TIME:	31 Kris Versteeg	07-08

<b>ASSISTS/LEFT WING</b>		
ALL-TIME:	34 Pete MacArthur	09-10

<b>ASSISTS/DEFENSE</b>		
ALL-TIME:	47 Adam Clendening	13-14
	41 Brian Connelly	10-11
	37 Adam Clendening	12-13
	35 Ville Pokka	15-16

<b>POINTS</b>		
ALL-TIME:	88 Martin St. Pierre	07-08
	75 Brandon Pirri	12-13
	68 Petri Kontiola	07-08
	67 Jeff Taffe	10-11

<b>POINTS/CENTER</b>		
ALL-TIME:	88 Martin St. Pierre	07-08

<b>POINTS/RIGHT WING</b>		
ALL-TIME:	49 Jack Skille	09-10
	49 Kris Versteeg	07-08

<b>POINTS/LEFT WING</b>		
ALL-TIME:	58 Jeremy Morin	12-13

<b>POINTS/DEFENSE</b>		
ALL-TIME:	59 Adam Clendening	13-14
	52 Brian Connelly	10-11
	46 Adam Clendening	12-13
	45 Ville Pokka	15-16

<b>PENALTY MINUTES</b>		
ALL-TIME:	245 Kyle Hagel	10-11
	204 Kyle Beach	12-13
	188 Mike Liambas	15-16
	174 Kris Versteeg	07-08

<b>MAJOR PENALTIES</b>		
ALL-TIME:	32 Kyle Hagel	10-11

<b>HIGHEST +/-</b>		
ALL-TIME:	+30 Stephen Johns	14-15
	+24 Tyler Sikura	17-18
	+21 Klas Dahlbeck	13-14

<b>LOWEST +/-</b>		
ALL-TIME:	-27 Erik Gustafsson	16-17
	-25 Ville Pokka	16-17
	-24 Luke Johnson	16-17
	Kyle Beach	10-11

<b>MOST SHOOTOUT GOALS</b>		
ALL-TIME:	8 Tim Brent	08-09

<b>MOST SHOOTOUT OPPORTUNITIES</b>		
ALL-TIME:	20 Tim Brent	08-09

<b>HIGHEST SHOOTING PERCENTAGE</b>		
ALL-TIME:	22.2% Garrett Mitchell	19-20

<b>MOST GAME-WINNING GOALS</b>		
ALL-TIME:	8 Ben Smith	12-13

<b>MOST POWER-PLAY GOALS</b>		
ALL-TIME:	25 Troy Brouwer	07-08

<b>MOST POWER PLAY GOALS/DEFENSE</b>		
ALL-TIME:	6 Adam Clendening	12-13

<b>MOST POWER PLAY ASSISTS</b>		
ALL-TIME:	33 Martin St. Pierre	07-08

<b>MOST POWER-PLAY ASSISTS/DEFENSE</b>		
ALL-TIME:	19 Ville Pokka	15-16

<b>MOST POWER-PLAY POINTS</b>		
ALL-TIME:	41 Martin St. Pierre	07-08

AHL: 41 Martin St. Pierre 07-08

**MOST POWER-PLAY POINTS/DEFENSE**

ALL-TIME: 24 Ville Pokka 15-16

**MOST SHORT-HANDED GOALS**

ALL-TIME: 4 Tim Brent 08-09  
 3 Chris Wilkie 20-21\*  
 Tyler Sikura 18-19  
 2 Alex Fortin 19-20\*  
 William Pelletier 18-19

**MOST SHORT-HANDED ASSISTS**

ALL-TIME: 3 Jake Dowell 16-17  
 Stephen Johns 14-15  
 2 Dylan McLaughlin 20-21\*

**MOST SHORT-HANDED POINTS**

ALL-TIME: 4 Jeremy Morin 12-13  
 Dylan McLaughlin 20-21\*  
 3 Alex Fortin 19-20\*  
 Tyler Sikura 18-19

**MULTI-POINT GAMES**

ALL-TIME: 21 Martin St. Pierre 07-08  
 21 Petri Kontiola 07-08

**MULTI-GOAL GAMES**

ALL-TIME: 7 Jimmy Hayes 12-13

**HAT TRICKS**

ALL-TIME: 2 Matthew Highmore 17-18  
 2 Garret Ross 14-15  
 2 Pascal Pelletier 08-09

\*2019-20 Season shortened 13 games (6 home games) due to COVID-19 pandemic

2020-21 Season not included - 32 game schedule stats due to COVID-19 pandemic

**INDIVIDUAL SINGLE-SEASON RECORDS****Goalender Records:****MOST GAMES PLAYED**

ALL-TIME: 55	Corey Crawford	07-08
51	Carter Hutton	12-13
49	Hannu Toivonen	10-11
47	Corey Crawford	08-09
46	Michael Leighton	15-16

**MOST MINUTES PLAYED**

ALL-TIME: 3,027	Corey Crawford	07-08
2,908	Carter Hutton	12-13
2,686	Corey Crawford	08-09
2,585	Michael Leighton	15-16

**MOST SAVES**

ALL-TIME: 1,439	Carter Hutton	12-13
1,388	Corey Crawford	07-08
1,286	Corey Crawford	08-09
1,278	Hannu Toivonen	10-11

**LOWEST GOALS AGAINST AVERAGE**

ALL-TIME: 2.20	Scott Darling	14-15
2.30	Mac Carruth	15-16
2.35	Carter Hutton	11-12
2.43	Antti Niemi	08-09

**HIGHEST SAVE PERCENTAGE**

ALL-TIME: .927	Scott Darling	14-15
.926	Mac Carruth	15-16
.922	Collin Delia	18-19
.920	Michael Leighton	14-15

**MOST WINS**

ALL-TIME: 29	Corey Crawford	07-08
28	Michael Leighton	15-16
26	Carter Hutton	12-13
24	Corey Crawford	09-10
22	Carter Hutton	11-12
22	Michael Leighton	14-15
22	Corey Crawford	08-09

**MOST LOSSES**

ALL-TIME: 22	Carter Hutton	12-13
21	Alec Richards	10-11
20	Corey Crawford	08-09
17	Corey Crawford	07-08
17	Lars Johansson	16-17

**MOST SHOOTOUT LOSSES**

ALL-TIME: 5	Corey Crawford	07-08
-------------	----------------	-------

**MOST SHOOTOUT WINS**

ALL-TIME: 6	Antti Niemi	08-09
-------------	-------------	-------

**MOST SHOOTOUT SAVES**

ALL-TIME: 50	Corey Crawford	07-08
--------------	----------------	-------

**HIGHEST SHOOTOUT SAVE PERCENTAGE**

ALL-TIME: .917	Jeff Glass	17-18
----------------	------------	-------

**SHOOTOUT WIN PERCENTAGE**

ALL-TIME: 1.000	Lars Johansson (4-0)	16-17
-----------------	----------------------	-------

**MOST SHUTOUTS**

ALL-TIME: 5	Michael Leighton	14-15, 15-16
-------------	------------------	--------------

**MOST POINTS**

ALL-TIME: 3	Corey Crawford	07-08
3	Wade Flaherty	07-08

**MOST GOALS**

ALL-TIME:	<i>No AHL Goals</i>	
-----------	---------------------	--

**MOST ASSISTS**

ALL-TIME: 3	Corey Crawford	07-08
3	Wade Flaherty	07-08

**MOST POWER-PLAY POINTS**

ALL-TIME: 1	Several Tied	
	Last: Collin Delia	19-20

**MOST POWER-PLAY ASSISTS**

ALL-TIME: 1	Several Tied	
	Last: Collin Delia	19-20

**MOST SHORT-HANDED ASSISTS**

ALL-TIME: 1	Carter Hutton	11-12
-------------	---------------	-------

**MOST MULTI-POINT GAMES**

ALL-TIME:	<i>No Multi-Point AHL Games</i>	
-----------	---------------------------------	--

**MOST PENALTY MINUTES**

ALL-TIME: 19	Matt Tomkins	19-20*
--------------	--------------	--------

\*Tomkins earned all 19 PIMs on 2/22/20 at MIL  
(Leave Crease, Unsportsmlke, Fight, Gm Miscond.)



# TEAM SINGLE-GAME RECORDS

# Regular Season:

## MOST GOALS SCORED

ALL-TIME: 9 4/19/13 at San Antonio (9-4 W)

## MOST GOALS ALLOWED

ALL-TIME: 11 1/19/13 vs. Grand Rapids (6-11 L)

## MOST GOALS BOTH TEAMS

ALL-TIME: 17 1/19/13 vs. Grand Rapids (6-11 L)

## MOST GOALS SCORED/PERIOD

ALL-TIME: 5 11/3/19 vs. CHI, 3rd Per. (7-4-W)  
5 2/16/13 vs. ABB, 1st Per. (7-2 W)  
5 12/8/10 vs. Texas, 2nd Per (8-5 W)  
5 2/27/09 at Houston, 3rd Per (6-1 W)

## MOST GOALS ALLOWED/PERIOD

ALL-TIME: 6 3/3/20 vs. GR, 2nd Per (4-9 L)

## MOST GOALS/PERIOD, BOTH TEAMS

ALL-TIME: 7 3/3/20 vs. GR, 2nd Per (4-9 L)

### Rockford - 1, GR - 6

7 2/8/14 vs Iowa, (8-3 W)

Rockford - 4, Iowa - 3

7 12/8/10 vs Texas, (8-5 W)

Rockford - 5, Texas - 2

7 1/7/09 at GR, 1st Per.

Rockford - 2, GR - 5; (5-6 L)

## MOST POWER-PLAY GOALS FOR

ALL-TIME: 5 4/19/14 vs. Charlotte, 7-3 W (5-6)  
5 11/11/07 vs SAN, 8-3 W (5-14)

## MOST POWER-PLAY GOALS AGAINST

ALL-TIME: 6 3/2/11 at Houston, 1-8 L (6-12)

## MOST POWER-PLAY OPPORTUNITIES

ALL-TIME: 17 10/6/07 at Quad City, 1-5 L (11-17)

## MOST POWER-PLAY OPP. AGAINST

ALL-TIME: 12 3/2/11 at Houston, 1-8 L (6-12)  
12 2/8/08 vs Houston, 1-6 L (5-12)

## MOST POWER-PLAYS COMBINED

ALL-TIME: 28 10/6/07 at Quad City, 1-5 L (17-11)

## MOST SHORT-HANDED GOALS FOR

ALL-TIME: 2 4/9/11 vs Grand Rapids (4-2 W)  
2 12/27/09 at Chicago (6-4 W)

## MOST SHORT-HANDED GOALS AGAINST

ALL-TIME: 3 4/8/09 at Quad City (2-5 L)

## FASTEST GOAL, START OF A GAME

ALL-TIME: :20 1/30/09 at MB, Tim Brent

## FASTEST GOAL ALLOWED, START OF GAME

ALL-TIME: :08 3/24/16 at LE, Lukas Sedlak

## FASTEST GOAL, START OF A PERIOD

ALL-TIME: :09 2/22/21 vs. CLE,  
Mitch Fossier, 3rd Per.

## FASTEST GOAL ALLOWED, START OF PER.

ALL-TIME: :07 12/5/07 vs. SYR  
Adam Pineault, 3rd Per.

## FASTEST GOAL, OVERTIME

AHL: :53 12/18/10 vs Lake Erie, Peter LeBlanc

## FASTEST GOAL ALLOWED, OVERTIME

AHL: :11 3/4/11 @ Lake Erie, Matthew Ford

## LARGEST MARGIN OF VICTORY (GOALS)

ALL-TIME: 6 4/16/16 vs. Milwaukee (7-1 W)  
6 1/29/16 vs. Chicago (6-0 W)  
6 1/8/11 vs. Grand Rapids (6-0 W)  
6 4/5/08 vs San Antonio (7-1 W)

## LARGEST MARGIN OF VICTORY, HOME

ALL-TIME: 6 4/16/16 vs. Milwaukee (7-1 W)  
6 1/29/16 vs. Chicago (6-0 W)  
6 1/8/11 vs. Grand Rapids (6-0 W)  
6 4/5/08 vs San Antonio (7-1 W)

## LARGEST MARGIN OF VICTORY, ROAD

ALL-TIME: 5 4/19/13 @ San Antonio (9-5 W)  
5 10/15/10 @ Abbotsford (5-0 W)  
5 2/27/09 @ Houston (6-1 W)

## LARGEST MARGIN OF DEFEAT (GOALS)

ALL-TIME: 8 2/5/16 vs. Grand Rapids (1-9 L)

## LARGEST MARGIN OF DEFEAT, HOME

ALL-TIME: 8 2/5/16 vs. Grand Rapids (1-9 L)

## LARGEST MARGIN OF DEFEAT, ROAD

ALL-TIME: 7 10/10/15 @ Stockton (0-7 L)  
7 4/1/11 @ Oklahoma City (0-7 L)  
7 3/2/11 @ Houston (1-8 L)

## MOST ICEHOGS PENALTY MINUTES

ALL-TIME: 139 1/19/13 vs. Grand Rapids (6-11 L)

## MOST OPPONENT PENALTY MINUTES

ALL-TIME: 117 3/2/08 vs. Providence (5-1 W)

## MOST COMBINED PENALTY MINUTES

ALL-TIME: 230 1/19/13 vs. Grand Rapids (6-11 L)  
Rockford-139, Grand Rapids-91

## FEWEST PENALTY MINUTES

ALL-TIME: 0 1/2/19 vs. Milwaukee (2-1 L)

## FEWEST OPPONENT PENALTY MINUTES

ALL-TIME: 0 1/17/18 vs. Cleveland (3-4 SOL)  
11/6/16 at Iowa (1-2 OTL)

# TEAM SINGLE-GAME RECORDS

# Regular Season:

## FEWEST COMBINED PENALTY MINUTES

ALL-TIME: 4 12/2/16 vs. Chicago (1-4 L)  
2/15/15 vs. San Antonio (2-1 W)

## MOST SHOTS FOR/GAME

ALL-TIME: 58 4/12/13 vs. Chicago (7-3 W)

## MOST SHOTS AGAINST/GAME

ALL-TIME: 56 12/10/19 vs. MIL (2-1 OTW)  
56 10/5/13 at San Antonio (1-3 L)

## MOST SHOTS COMBINED/GAME

ALL-TIME: 101 4/20/13 @ Texas, (5-3 W)  
(Rockford-54, Texas-47)

## MOST SHOTS FOR/PERIOD

ALL-TIME: 25 several times  
Last: 1/7/17 at CHI, 2nd Per. (2-7 L)

## MOST SHOTS AGAINST/PERIOD

ALL-TIME: 26 12/29/19 at CHI, 1st Per. (2-1 OTL)

## MOST SHOTS COMBINED/PERIOD

ALL-TIME: 39 4/20/13 at Texas, 3rd Per.  
(5-3 W, RFD-18, TEX-21)  
39 4/12/13 vs. Chicago, 2nd Per.  
(7-3 W, RFD-25, CHI-14)

## LEAST SHOTS FOR/GAME

ALL-TIME: 13 2/18/21 vs. GR (1-3 L)  
10/16/11 at Abbotsford (3-2 W)

## LEAST SHOTS AGAINST/GAME

ALL-TIME: 12 3/2/18 at Milwaukee (1-4 L)

## LEAST SHOTS COMBINED/GAME

ALL-TIME: 36 11/17/18 at San Antonio (2-1 L)  
(RFD 15, SAN 21)  
37 12/15/19 at Toronto (4-2W)  
(Rockford 13, Toronto 13)  
40 4/6/10 at Houston, (3-1 W)  
(Rockford 17, Houston 23)  
40 11/8/08 at Norfolk, (1-3 L)  
(Rockford 21, Norfolk 19)

## LEAST SHOTS FOR IN A PERIOD

ALL-TIME: 1 1/31/14 at RCG, 1st Per. (1-4 L)  
1 2/6/10 at LEM, 1st Per. (3-5 L)

## LEAST SHOTS AGAINST/PERIOD

ALL-TIME: 1 Several tied:  
Last: 2/26/19 at Chicago, 1st Per., (1-0 L)

## LEAST SHOTS COMBINED/PERIOD

ALL-TIME: 6 3/23/09 at Peoria, 1st Per. (2-6 L)  
(Rockford 4, Peoria 2)

## MOST SHOOTOUT ATTEMPTS

ALL-TIME: 13 3/20/16 vs. CLT2-1 SOW (3-13)  
13 3/27/09 at HOU 3-2 SOW (3-13)

## MOST OPPONENT SHOOTOUT ATTEMPTS

ALL-TIME: 13 3/20/16 vs. CLT 2-1 SOW (2-13)  
13 3/27/09 at HOU 3-2 SOW (2-13)

## MOST SHOOTOUT GOALS

ALL-TIME: 4 10/17/09 vs PEO (3-4 SOL)

## MOST OPPONENT SHOOTOUT GOALS

ALL-TIME: 4 2/14/14 vs. Chicgo (4-5 SOL)  
4 12/1/07 at Manchester (2-3 SOL)

## HIGHEST ATTENDANCE

ALL-TIME: 6,616 2/16/08 vs Chicago (1-4 L)

## LOWEST ATTENDANCE

ALL-TIME: 1,719 2/5/08 vs Houston (1-3 L)

# INDIVIDUAL SINGLE-GAME RECORDS

Regular Season:

## GOALS

ALL-TIME: 4 Pascal Pelletier 11/26/08 vs SAN

## GOALS/DEFENSE

ALL-TIME: 3 James Wisniewski 12/13/08 vs CHI

## GOALS/ROOKIE

ALL-TIME: 3 Several Tied

Last: Jacob Nilsson, 1/6/19 at Iowa

## ASSISTS

ALL-TIME: 5 Brandon Pirri 4/12/13 vs. CHI

## ASSISTS/DEFENSE

ALL-TIME: 4 Klas Dahlbeck 1/11/14 vs. LE

4 Brian Connelly 11/23/11 vs SAN

## ASSISTS/ROOKIE

ALL-TIME: 3 Several Tied

Last: Adam Boqvist 11/23/19 at TX

## POINTS

ALL-TIME: 6 B. Pirri 4/12/13 vs. CHI (1g-5a)

## POINTS/DEFENSE

ALL-TIME: 4 Erik Gustafsson 12/2/15 at TEX (1g-3a)

4 Klas Dahlbeck 1/11/14 vs. LE (4a)

4 Brian Connelly 11/23/11 vs SAN (4a)

4 James Wisniewski 12/13/08 vs CHI (3g-1a)

## POINTS/ROOKIE

ALL-TIME: 4 Will Pelletier 4/1/17 vs. GR (2g-2a)

4 Erik Gustafsson 12/2/15 at TEX (1g-3a)

4 Jack Skille 3/9/08 vs Iowa (3g-1a)

## PENALTY MINUTES

ALL-TIME: 47 Sean McMorrow 11/29/08 vs PEO

## POWER-PLAY GOALS

ALL-TIME: 2 Several tied

## SHORT-HANDED GOALS

ALL-TIME: 1 Several tied

## HIGHEST +/-

ALL-TIME: +6 Shawn Lalonde 4/12/13 vs. CHI

## LOWEST +/-

ALL-TIME: -5 Jordan Hendry 4/12/08 at CHI

## SHOTS

ALL-TIME: 12 Jack Skille 1/7/09 at GR

**GOALTENDER SINGLE-GAME RECORDS****Regular Season:****MOST SAVES IN SINGLE-GAME**

ALL-TIME: 55	Kevin Lankinen	12/10/19 vs. Milwaukee	(2-1 OTW)
49	Michael Leighton	12/8/15 at Texas	(5-3 W)
49	Kent Simpson	10/5/13 at San Antonio	(1-3 L)

**MOST SAVES IN A VICTORY**

ALL-TIME: 55	Kevin Lankinen	12/10/19 vs. Milwaukee	(2-1 OTW)
49	Michael Leighton	12/8/15 at Texas	(5-3 W)

**MOST SAVES IN A LOSS**

ALL-TIME: 49	Kent Simpson	10/5/13 at San Antonio	(1-3 L)
--------------	--------------	------------------------	---------

**MOST SAVES IN A SHUTOUT**

ALL-TIME: 43	Corey Crawford	3/13/09 at San Antonio	(3-0 W)
--------------	----------------	------------------------	---------

**MOST SAVES IN A PERIOD**

ALL-TIME: 25	Kevin Lankinen	12/29/18 at Chicago	(2-1 OTL)
24	Kevin Lankinen	12/10/19 vs. Milwaukee	(2-1 OTW)

**MOST SHOOTOUT SAVES**

ALL-TIME: 11	Mac Carruth	3/20/16 vs. Charlotte	(2-1 SOW)
11	Antti Niemi	3/27/09 at Houston	(3-2 SOW)

**MOST SHOTS FACED**

ALL-TIME: 56	Kevin Lankinen	12/10/19 vs. Milwaukee	(2-1 OTW)
52	Michael Leighton	12/8/15 at Texas	(5-3 W)



Goaltender Kevin Lankinen made a record 55 saves in a 2-1 overtime win over Milwaukee on Dec. 10, 2019 at BMO Harris Bank Center.

**ROOKIE GOALTENDER SEASON RECORDS****Regular Season:****MOST GAMES**

ALL-TIME: 44 Alec Richards 10-11

**HIGHEST SAVE PERCENTAGE**

ALL-TIME: .914 Antti Raanta 13-14

**MOST MINUTES PLAYED**

ALL-TIME: 2,369 Alec Richards 10-11

**MOST SHUTOUTS**

ALL-TIME: 2 Alec Richards 10-11

**MOST SAVES**

ALL-TIME: 1,017 Alec Richards 10-11

**MOST WINS**ALL-TIME: 17 Collin Delia 17-18  
Alec Richards 10-11**MOST LOSSES**

ALL-TIME: 18 Alec Richards 10-11

**MOST SHOOTOUT WINS**ALL-TIME: 2 Collin Delia 17-18  
Antti Raanta 13-14  
2 Alec Richards 10-11**MOST SHOOTOUT LOSSES**

ALL-TIME: 2 Collin Delia 17-18

**LOWEST GAA**

ALL-TIME: 2.50 Kevin Lankinen 18-19

**ROOKIE GOALTENDER SINGLE-GAME RECORDS****Regular Season:****MOST SAVES**ALL-TIME: 49 Kent Simpson  
*10/5/13 at San Antonio (1-3 L)***MOST SAVES IN A VICTORY**ALL-TIME: 40 Alec Richards  
*11/26/10 at GR (3-2 SOW)***MOST SAVES IN A LOSS**ALL-TIME: 49 Kent Simpson  
*10/5/13 at San Antonio (1-3 L)***MOST SAVES IN A SHUTOUT**ALL-TIME: 34 Collin Delia  
*3/3/18 vs. WB/S (3-0 W)***MOST SAVES IN A PERIOD**ALL-TIME: 25 Kevin Lankinen  
*12/29/18 at Chicago (2-1 OTL)*  
24 Kevin Lankinen  
*12/10/19 vs. MIL (2-1 OTW)***MOST SHOOTOUT SAVES**ALL-TIME: 11 Mac Carruth  
*3/20/16 vs Charlotte (2-1 SOW)***MOST SHOTS FACED**ALL-TIME: 51 Kent Simpson  
*10/5/13 at San Antonio (1-3 L)*

# IceHogs Career AHL Records

All-Time Leaders			Special Teams			Defensemen		
<b>Games</b>			<b>Power-Play Points</b>			<b>Defensemen Games</b>		
1. Jake Dowell 340	6. Rostislav Olesz 5		1. <b>Brandon Pirri 64</b>			1. Ville Pokka 266		
2. Evan Brophrey 299	Pascal Pelletier 5		2. Ville Pokka 62			2. Viktor Svedberg 248		
3. Mark McNeill 273	Mike Radja 5		Adam Clendening 62			3. Brian Connelly 227		
4. Ville Pokka 266	<b>Shootout Attempts</b>			4. Brian Connelly 60		4. Ryan Stanton 224		
5. Viktor Svedberg 248	1. <b>Brandon Pirri 30</b>		Jeremy Morin 60			5. Adam Clendening 223		
6. <b>Brandon Pirri 245</b>	2. Petri Kontiola 23		6. Martin St. Pierre 57			6. Shawn Lalonde 204		
7. Rob Klinkhammer 242	3. Tim Brent 20		7. Petri Kontiola 56			7. Klas Dahlbeck 194		
8. Jeremy Morin 236	4. Jack Skille 19		8. Mark McNeill 43			8. Carl Dahlstrom 162		
9. Bryan Bickell 227	5. Jeremy Morin 18		9. Jack Skille 41			9. Dylan Olsen 152		
Brian Connelly 227	Pascal Pelletier 18		10. Troy Brouwer 40			10. Mike Brennan 136		
	7. Kris Versteeg 12		<b>Power-Play Goals</b>			<b>Defensemen Points</b>		
<b>Points</b>			<b>Game-Winning Goals</b>			<b>Defensemen Points</b>		
1. <b>Brandon Pirri 210</b>	1. <b>Brandon Pirri 15</b>		1. Jeremy Morin 32			1. Adam Clendening 148		
2. Jeremy Morin 180	2. Mark McNeill 13		2. Troy Brouwer 26			2. Brian Connelly 134		
3. Mark McNeill 157	Ben Smith 13		3. Ben Smith 23			3. Ville Pokka 127		
4. Adam Clendening 148	4. Jeremy Morin 12		4. Mark McNeill 21			4. Viktor Svedberg 73		
5. Martin St. Pierre 147	5. Jake Dowell 11		Jack Skille 21			5. Shawn Lalonde 68		
6. Brian Connelly 134	6. Bryan Bickell 10		<b>Brandon Pirri 21</b>			6. <b>Lucas Carlsson 62</b>		
7. Jack Skille 128	Evan Brophrey 10		7. Ville Pokka 16			7. Ryan Stanton 61		
8. Ville Pokka 127	Jack Skille 10		8. Brandon Mashinter 16			8. Erik Gustafsson 58		
9. Petri Kontiola 121	9. Garret Ross 8		9. Bryan Bickell 15			9. Klas Dahlbeck 51		
10. Bryan Bickell 115	Luke Johnson 8		10. Petri Kontiola 14			10. Carl Dahlstrom 48		
	Dylan Sikura 8		<b>Power-Play Assists</b>			<b>Defensemen Goals</b>		
<b>Goals</b>			<b>OT Game-Winning Goals</b>			<b>Defensemen Goals</b>		
1. Jeremy Morin 90	1. Darren Raddysh 4		1. Brian Connelly 49			1. Ville Pokka 28		
2. <b>Brandon Pirri 76</b>	2. Luke Johnson 3		2. Martin St. Pierre 47			2. Adam Clendening 26		
3. Mark McNeill 72	Dylan Sikura 3		3. <b>Brandon Pirri 43</b>			3. Brian Connelly 24		
4. Ben Smith 61	4. <b>Dylan McLaughlin 2</b>		4. Petri Kontiola 42			4. Klas Dahlbeck 15		
5. Jack Skille 59	Brian Connelly 2		5. Ville Pokka 40			5. <b>Lucas Carlsson 15</b>		
6. Bryan Bickell 56	P.C. Labrie 2		6. Adam Clendening 37			6. Viktor Svedberg 14		
7. Brandon Mashinter 50	Brandon Pirri 2		7. Jeremy Morin 28			7. Shawn Lalonde 13		
8. Martin St. Pierre 47	Peter Regin 2		8. Shawn Lalonde 24			8. Cameron Schilling 12		
9. Evan Brophrey 44	Ben Smith 2		9. Mark McNeill 22			9. Erik Gustafsson 11		
Rob Klinkhammer 44	Jeff Taffe 2		10. Tim Brent 21			10. Cam Barker 11		
<b>Assists</b>			<b>Short-Handed Points</b>			<b>Defensemen Assists</b>		
1. <b>Brandon Pirri 134</b>	<b>Shots on Goal</b>			1. Jake Dowell 10		1. Adam Clendening 112		
2. Adam Clendening 112	1. Jeremy Morin 783		2. Jeremy Morin 7			2. Brian Connelly 110		
3. Brian Connelly 110	2. <b>Brandon Pirri 666</b>		3. Mark McNeill 6			3. Ville Pokka 99		
4. Martin St. Pierre 100	3. Mark McNeill 635		4. Phillip Danault 5			4. Viktor Svedberg 59		
5. Ville Pokka 99	4. Jack Skille 629		Matthew Highmore 5			5. Shawn Lalonde 57		
6. Jeremy Morin 90	5. Adam Clendening 528		5. Tim Brent 4			6. Ryan Stanton 51		
7. Petri Kontiola 88	6. Rob Klinkhammer 505		Jake Dowell 4			7. Erik Gustafsson 47		
8. Mark McNeill 85	7. Evan Brophrey 468		Stephen Johns 4			8. <b>Lucas Carlsson 47</b>		
9. Jake Dowell 75	8. Brian Connelly 462		Jack Skille 4			9. Carl Dahlstrom 38		
10. Jack Skille 69	9. Bryan Bickell 439		<b>Dylan McLaughlin 4</b>			10. Klas Dahlbeck 36		
	10. Garret Ross 419		9. Several Tied			<b>Defensemen PIMs</b>		
<b>Penalty Minutes</b>			<b>Short-Handed Goals</b>			<b>Defensemen PIMs</b>		
1. Jake Dowell 488	<b>Plus/Minus</b>			1. Jake Dowell 6		1. Ryan Stanton 332		
2. Brandon Bollig 442	1. Viktor Svedberg +39		2. Jeremy Morin 5			2. Shawn Lalonde 278		
3. Kyle Beach 422	2. Klas Dahlbeck +34		3. Tim Brent 4			3. Viktor Svedberg 258		
4. Ryan Stanton 332	3. Stephen Johns +32		Mark McNeill 4			4. Adam Clendening 199		
5. Jeremy Morin 325	4. Ryan Hartman +29		Tyler Sikura 4			5. Mike Brennan 190		
6. Wade Brookbank 317	5. Jeremy Morin +28		6. Phillip Danault 3			6. Danny Richmond 187		
7. P.C. Labrie 311	6. Garret Ross +24		Jack Skille 3			7. Garnet Exelby 128		
8. Garret Ross 292	7. Phillip Danault +23		<b>Chris Wilkie 3</b>			8. Prestin Ryan 117		
9. Shawn Lalonde 278	8. Ryan Stanton +21		9. Several Tied 2			9. Jared Nightingale 114		
10. Kyle Hagel 281	9. Petri Kontiola +20		<b>Short-Handed Assists</b>			10. Klas Dahlbeck 113		
	Richard Petiot +20		1. Stephen Johns 3			Dennis Gilbert 113		
<b>Shootout Goals</b>			<b>Hat Tricks</b>			<b>Defensemen Plus/Minus</b>		
1. <b>Brandon Pirri 17</b>	1. Matthew Highmore 2		1. Stephen Johns 3			1. Viktor Svedberg +39		
2. Petri Kontiola 9	Pascal Pelletier 2		Mark McNeill 3			2. Klas Dahlbeck +34		
3. Tim Brent 8	Garret Ross 2		3. Several Tied 2			3. Stephen Johns +32		
4. Jack Skille 7	<b>Brandon Pirri 2</b>					4. Ryan Stanton +21		
5. Jeremy Morin 6						5. Adam Clendening +20		
Kris Versteeg 6						Richard Petiot +20		
						7. Zach Miskovic +19		
						8. Danny Groulx +18		
						9. T.J. Brennan +16		
						Darren Raddysh +16		

# IceHogs All-Time Top Ten (Single Season)

## All-Time Leaders

	Points	
1. Martin St. Pierre	88	07-08
2. Brandon Pirri	75	12-13
3. Petri Kontiola	68	07-08
4. Jeff Taffe	67	10-11
5. Tim Brent	62	08-09
6. Adam Clendening	59	13-14
Martin St. Pierre	59	12-13
8. Jeremy Morin	58	12-13
9. Brandon Pirri	56	11-12
10. Pascal Pelletier	55	08-09

	Goals	
1. Troy Brouwer	35	07-08
2. Jeremy Morin	30	12-13
Jeff Taffe	30	10-11
4. Pascal Pelletier	29	08-09
5. Ben Smith	27	12-13
6. Martin St. Pierre	26	12-13
7. Jimmy Hayes	25	12-13
Kyle Greentree	25	09-10
Mark McNeill	25	15-16
10. Matthew Highmore	24	17-18
Jeremy Morin	24	13-14
Peter LeBlanc	24	11-12

	Assists	
1. Martin St. Pierre	67	07-08
2. Brandon Pirri	53	12-13
3. Petri Kontiola	50	07-08
4. Adam Clendening	47	13-14
5. Tim Brent	42	08-09
6. Brian Connelly	41	10-11
7. Petri Kontiola	38	08-09
8. Adam Clendening	37	12-13
Jeff Taffe	37	10-11
10. Bracken Kearns	36	09-10

	Wins	
1. Corey Crawford	29	07-08
2. Michael Leighton	28	15-16
3. Carter Hutton	26	12-13
4. Corey Crawford	24	09-10
5. Michael Leighton	22	14-15
Carter Hutton	22	11-12
Corey Crawford	22	08-09
8. Hannu Toivonen	21	10-11
9. Antti Niemi	18	08-09
10. Collin Delia	17	17-18
Alec Richards	17	10-11

	Goals Against Avg. (Min. 1,000 mins)	
1. Scott Darling	2.20	14-15
2. Michael Leighton	2.26	14-15
3. Carter Hutton	2.35	12-13
4. Antti Niemi	2.43	08-09
5. Michael Leighton	2.44	15-16
<b>6. Collin Delia</b>	<b>2.48</b>	<b>18-19</b>
<b>7. Kevin Lankinen</b>	<b>2.50</b>	<b>18-19</b>
8. Wade Flaherty	2.54	07-08
9. Corey Crawford	2.59	08-09
10. Jeff Glass	2.63	16-17

	SPCT (Min. 1,000 minutes)	
1. Scott Darling	.927	14-15
<b>2. Collin Delia</b>	<b>.922</b>	<b>18-19</b>
3. Michael Leighton	.920	14-15
<b>4. Anton Forsberg</b>	<b>.919</b>	<b>18-19</b>
5. Michael Leighton	.918	15-16
6. Carter Hutton	.917	11-12
7. Corey Crawford	.917	08-09
8. Wade Flaherty	.917	07-08
9. Jeff Glass	.914	16-17
10. Antti Niemi	.913	08-09

# All-Time AHL Goaltender Career Records

## AHL All-Time Goaltending Leaders

Games Played		Goals Against Average (Min. 1,000 minutes)		Shootout Losses/Pts.	
1. Corey Crawford	147			1. Corey Crawford	10
2. Carter Hutton	94	1. Antti Niemi	2.43	<b>2. Collin Delia</b>	<b>7</b>
<b>3. Collin Delia</b>	<b>90</b>	2. Wade Flaherty	2.54	3. Carter Hutton	5
4. Michael Leighton	88	3. Carter Hutton	2.58	Michael Leighton	5
5. Alec Richards	83	Joe Fallon	2.63	5. Mac Carruth	4
6. Hannu Toivonen	55	5. Jeff Glass	2.66	Hannu Toivonen	4
7. Mac Carruth	51	6. Corey Crawford	2.67	Alec Richards	4
8. Jeff Glass	48	7. Alexander Salak	2.69	8. Antti Niemi	3
9. Kevin Lankinen	40	<b>8. Collin Delia</b>	<b>2.73</b>	Kevin Lankinen	3
10. Lars Johansson	39	9. Lars Johansson	2.75	10. Jason LaBarbera	2
		10. Kevin Lankinen	2.77	Kent Simpson	2

Minutes		Wins		Overtime Wins	
1. Corey Crawford	8,235	1. Corey Crawford	75	<b>1. Collin Delia</b>	<b>9</b>
2. Carter Hutton	5,279	2. Michael Leighton	50	2. Anton Forsberg	7
<b>3. Collin Delia</b>	<b>5,255</b>	3. Carter Hutton	48	3. Corey Crawford	5
4. Michael Leighton	4,976	<b>Collin Delia</b>	<b>48</b>	Carter Hutton	5
5. Alec Richards	4,357	5. Alec Richards	31	Michael Leighton	5
6. Jeff Glass	2,804	6. Jeff Glass	23	7. Hannu Toivonen	4
7. Hannu Toivonen	2,759	7. Hannu Toivonen	22	<b>Matt Tomkins</b>	<b>4</b>
8. Mac Carruth	2,583	8. Antti Niemi	18	8. Jeff Glass	3
9. Kevin Lankinen	2,341	9. Kevin Lankinen	15	Scott Darling	3
10. Lars Johansson	2,116	Mac Carruth	15	Kevin Lankinen	3
		Joe Fallon	15		
		Jason LaBarbera	15		
		Antti Raanta	15		

Saves		Losses		Overtime Losses/Pts.	
1. Corey Crawford	3,790	1. Corey Crawford	55	1. Michael Leighton	12
<b>2. Collin Delia</b>	<b>2,392</b>	2. Alec Richards	36	2. Mac Carruth	7
3. Carter Hutton	2,340	3. Carter Hutton	35	3. Kevin Lankinen	4
4. Michael Leighton	2,203	<b>4. Collin Delia</b>	<b>30</b>	<b>Matt Tomkins</b>	<b>4</b>
5. Alec Richards	1,933	5. Michael Leighton	21	Jeff Glass	4
6. Hannu Toivonen	1,287	6. Jeff Glass	19	Lars Johansson	4
7. Jeff Glass	1,268	Mac Carruth	19	8. Corey Crawford	3
8. Mac Carruth	1,142	<b>8. Matt Tomkins</b>	<b>20</b>	Alec Richards	3
9. Kevin Lankinen	1,082	9. Lars Johansson	17	Kent Simpson	3
10. Lars Johansson	944	Hannu Toivonen	17		

Save Pct. (Min. 400 Sv.)		Shootout Wins		Highest Win Pct. (Min. 20 Decisions)	
<b>1. Scott Darling</b>	<b>.923</b>	1. Corey Crawford	13	1. Antti Raanta	.705
2. Michael Leighton	.919	2. Carter Hutton	7	2. Michael Leighton	.675
3. Wade Flaherty	.917	<b>Collin Delia</b>	<b>7</b>	3. Wade Flaherty	.659
4. Antti Raanta	.915	4. Antti Niemi	6	<b>4. Collin Delia</b>	<b>.622</b>
5. Antti Niemi	.913	5. Jeff Glass	4	5. Michael Leighton	.615
6. Joe Fallon	.912	Lars Johansson	4	6. Carter Hutton	.613
Carter Hutton	.912	Michael Leighton	4	7. Joe Fallon	.596
9. Corey Crawford	.910	Alec Richards	4	8. Scott Darling	.593
10. Kevin Lankinen	.909	9. Several tied	2	9. Corey Crawford	.571
<b>Collin Delia</b>	<b>.909</b>			10. Antti Niemi	.557

Shutouts	
1. Michael Leighton	10
Corey Crawford	6
3. Carter Hutton	5
<b>4. Collin Delia</b>	<b>4</b>
5. Mac Carruth	3
Hannu Toivonen	3
6. several tied	2



# ALL-TIME ICEHOGS ROOKIE RECORDS

Regular Season:

## GAMES

ALL-TIME: 78	Brian Connelly	09-10
77	Kyle Hagel	10-11
76	Drew LeBlanc	13-14
76	Mark McNeill	13-14

## HIGHEST +/-

ALL-TIME: +30	Stephen Johns	14-15
+17	Adam Clendening	12-13
+15	Tanner Kero	15-16

## GOALS

ALL-TIME: 24	Matthew Highmore	17-18
20	Tanner Kero	15-16
19	Ben Smith	10-11
19	<b>Brandon Hagel</b>	<b>19-20</b>

## PENALTY MINUTES

ALL-TIME: 245	Kyle Hagel	10-11
163	Kyle Beach	10-11
115	Brandon Bollig	10-11

## ASSISTS

ALL-TIME: 37	Adam Clendening	12-13
33	Vince Hinostroza	15-16
31	Brandon Pirri	10-11
31	Brian Connelly	09-10

## POINTS

ALL-TIME: 51	Vince Hinostroza	15-16
46	Adam Clendening	12-13
45	Alex Broadhurst	13-14

# ALL-TIME ROOKIE DEFENSEMAN RECORDS

Regular Season:

## GOALS

ALL-TIME: 9	Lucas Carlsson	18-19
9	Adam Clendening	12-13
8	Ville Pokka	14-15

## ASSISTS

ALL-TIME: 37	Adam Clendening	12-13
31	Brian Connelly	09-10
27	Shawn Lalonde	10-11

## POINTS

ALL-TIME: 46	Adam Clendening	12-13
35	Brian Connelly	09-10
33	Lucas Carlsson	18-19
32	Shawn Lalonde	10-11

## HIGHEST +/-

ALL-TIME: +30	Stephen Johns	14-15
+17	Adam Clendening	12-13
+10	Darren Raddysch	17-18
+9	Ryan Stanton	10-11
+9	Simon Danis-Pepin	09-10

## PENALTY MINUTES

ALL-TIME: 77	Mike Brennan	08-09
76	Shawn Lalonde	10-11
76	Ryan Stanton	10-11

# All-Time Hat Tricks

## Hat Tricks For

<u>Player</u>	<u>Date</u>	<u>Opponent</u>
Brandon Pirri	4/7/21	vs. Chicago
Dylan Sikura	11/3/19	vs. Chicago
Jacob Nilsson	1/6/19	at Iowa
William Pelletier	1/10/18	at Ontario
Matthew Highmore	12/28/17	at Iowa
Matthew Highmore*	11/22/17	vs. Iowa
Brandon Mashinter*	11/12/16	vs. Charlotte
Pierre-Cedric Labrie	3/8/16	vs. Milwaukee
Phillip Danault	2/28/15	at Texas
Joakim Nordstrom	12/13/14	at Lake Erie
Garret Ross	12/7/14	vs. Lake Erie
Mark McNeill	11/6/14	vs. Grand Rapids
Garret Ross	10/31/14	at San Antonio
Jeremy Morin	2/8/14	vs. Iowa
Kyle Beach	11/30/13	vs. Chicago
Ben Smith	4/12/13	vs. Chicago
Jimmy Hayes	3/9/13	at Oklahoma City
Brandon Pirri	11/23/11	vs. San Antonio
Matt Keith	2/19/10	vs. San Antonio
Tim Brent	2/19/09	at Milwaukee
Pascal Pelletier	1/3/09	vs. Chicago
James Wisniewski	12/13/08	vs. Chicago
Pascal Pelletier* (4g)	11/26/08	vs. San Antonio
Jack Skille	3/9/08	vs. Iowa

## Hat Tricks Against

<u>Player</u>	<u>Date</u>	<u>Opponent</u>
Yakov Trenin	2/22/20	at Milwaukee
Brandon Pirri	12/8/18	vs. Chicago
Justin Kirkland	2/9/18	vs. Milwaukee
J.C. Lipon	11/28/17	vs. Manitoba
Luke Kunin	3/28/17	at Iowa
Frederick Gaudreau	2/3/17	at Milwaukee
Wade Megan	12/28/16	vs. Chicago
Josh Anderson#	4/21/16	vs. Lake Erie
Patrice Cormier	2/17/16	vs. Manitoba
Frederick Gaudreau	2/12/16	at Milwaukee
Mitch Callahan	2/5/16	vs. Grand Rapids
Max Reinhart	12/21/15	vs. Milwaukee
Devin Shore	10/17/15	vs. Texas
Teemu Pulkkinen#	5/8/15	at Grand Rapids
Viktor Stalberg	2/7/15	vs. Milwaukee
Corban Knight	4/4/14	at Abbotsford
Niklas Jensen*	2/9/14	vs. Utica
Tomas Jurco	11/15/13	at Grand Rapids
Anton Lander	3/30/13	vs. Oklahoma City
Mitch Callahan	1/19/13	vs. Grand Rapids
Phil McRae	11/11/11	at Peoria
Colin McDonald	3/18/11	vs. Oklahoma City
Graham Mink (4g)	2/21/11	vs. Peoria
Chris Minard	1/28/11	at Grand Rapids
Mike Santorelli*#	4/21/09	vs. Milwaukee
Brent Kelly	2/29/08	vs. Lake Erie

# AHL Shutouts

## Shutouts For

AHL Shutouts: 41

Most Shutouts Single Season: 10 (2014-15)

Player	Date	Opponent	Score	Saves
Collin Delia	3/6/20	vs. Grand Rapids	4-0	34
Collin Delia	2/21/20	vs. San Antonio	1-0	28
Collin Delia	1/19/20	at Chicago	2-0	34
Collin Delia	3/3/18	vs. WB/S	3-0	34
J.F. Berube	10/22/17	vs. Hershey	5-0	23
J.F. Berube	10/7/17	at Cleveland	4-0	32
Lars Johansson	2/22/17	at Manitoba	1-0 SOW	35
Jeff Glass	2/15/17	vs. Cleveland	2-0	37
Jeff Glass	1/18/17	at Cleveland	1-0	26
Lars Johansson	11/12/16	vs. Charlotte	3-0	28
Mac Carruth	4/15/16	vs. Grand Rapids	4-0	31
Mac Carruth	3/30/16	at Chicago	1-0	23
Drew MacIntyre	3/15/16	vs. Charlotte	1-0	30
Michael Leighton	3/5/16	vs. Lake Erie	5-0	35
Michael Leighton	1/29/16	vs. Chicago	6-0	20
Michael Leighton	1/23/16	vs. Iowa	1-0	28
Michael Leighton	1/16/16	vs. Stockton	3-0	23
Mark Visentin	11/1/15	at Iowa	2-0	38
Michael Leighton	10/30/15	vs. Iowa	4-0	20
Antti Raanta	4/1/15	at Charlotte	2-0	25
Michael Leighton	3/27/15	vs. Adirondack	4-0	25
Antti Raanta	3/21/15	vs. Adirondack	4-0	26
Scott Darling	1/24/15	vs. Utica	3-0	31
Michael Leighton	1/22/15	at Iowa	1-0	23
Scott Darling	1/16/15	vs. Iowa	4-0	30
Michael Leighton	1/3/15	at Chicago	3-0	31
Michael Leighton	12/4/14	at Milwaukee	4-0	19
Mac Carruth	11/23/14	at Chicago	3-0	23
Michael Leighton	10/19/14	at Toronto	0-1 SOL	28
Carter Hutton	2/20/13	at Peoria	4-0	35
Carter Hutton	10/13/12	at Chicago	0-1 SOL	31
Carter Hutton	3/17/12	at San Antonio	3-0	26
Carter Hutton	2/26/12	vs. Chicago	1-0 OT	29
Carter Hutton	1/16/12	vs. Texas	2-0	31
Hannu Toivonen	3/1/11	at Milwaukee	2-0	28
Hannu Toivonen	1/15/11	at Chicago	1-0	32
Alec Richards	1/8/11	vs. Grand Rapids	6-0	22
Hannu Toivonen	11/18/10	at Manitoba	1-0	29
Alec Richards	10/15/10	at Abbotsford	5-0	27
Joe Fallon	11/20/09	vs. Chicago	1-0	26
Corey Crawford	10/10/09	at Lake Erie	3-0	16
Corey Crawford	3/13/09	at San Antonio	3-0	43
Antti Niemi	2/11/09	at Peoria	1-0	21
Corey Crawford	1/10/09	vs. Toronto	1-0	24
Antti Niemi	10/25/08	vs. Norfolk	4-0	26
Corey Crawford	4/4/08	at Quad City	3-0	29
Wade Flaherty	3/13/08	at Houston	4-0	23
Wade Flaherty	2/24/08	vs. Milwaukee	2-0	17
Corey Crawford	12/15/07	vs. Quad City	3-0	14
Corey Crawford	11/28/07	vs. Houston	3-0	20

## Shutouts Against

AHL Shutouts: 49

Most Shutouts Single Season: 7 (2016-17, 2018-19, 2019-20)

Player	Date	Opponent	Score	Saves
Hunter Jones	5/9/21	vs. Iowa	0-2	35
Calvin Pickard	3/7/20	at Grand Rapids	0-3	35
Ville Husso	3/1/20	at San Antonio	0-3	19
Landon Bow	1/22/20	vs. Texas	0-1	29
Filip Gustavsson	1/20/20	vs. Belleville	0-3	23
Troy Grosenick	1/10/20	at Milwaukee	0-2	24
Mikhail Berdin	11/8/19	vs. Manitoba	0-4	41
Veini Vehvilainen	10/26/19	at Cleveland	0-5	29
Andrew Hammond	4/13/19	at Iowa	0-3	25
Max Lagace	2/26/19	at Chicago	0-1	27
Kappo Kahkonen	1/4/19	at Iowa	0-3	26
Kappo Kahkonen	12/26/18	at Iowa	0-4	39
Oscar Dansk	12/8/18	vs. Chicago	0-4	32
Tom McCollum	12/1/18	vs. Milwaukee	0-3	28
Kappo Kahkonen	11/7/18	vs. Iowa	0-3	28
Spencer Martin	11/19/17	vs. San Antonio	0-6	39
Alex Stalock	3/28/17	at Iowa	0-4	32
Eddie Pasquale	3/25/17	vs. Grand Rapids	0-4	37
Eric Comrie	2/22/17	at Manitoba	1-0 SOW	26
Alex Nedeljkovic	2/18/17	vs. Charlotte	0-2	32
Brad Thiessen	1/20/17	at Cleveland	0-2	32
Jared Coreau	11/11/16	at Grand Rapids	0-3	30
Michael Leighton	11/2/16	at Charlotte	0-4	17
Jordan Binnington	1/2/16	at Chicago	0-2	28
Jon Gillies	10/10/15	at Stockton	0-7	19
Michael Houser	2/18/15	vs. San Antonio	0-4	37
Marek Mazanec	1/9/15	vs. Milwaukee	0-1 OT	27
Jared Coreau	12/6/14	vs. Grand Rapids	0-4	31
Antoine Bibeau	10/19/14	at Toronto	0-1 SOL	33
Jake Allen	3/21/14	at Chicago	0-6	23
Mike McKenna	4/10/13	at Peoria	0-4	36
Mike McKenna	3/16/13	vs. Peoria	0-4	37
Darcy Kuemper	2/9/13	vs. Houston	0-2	38
Jacob Markstrom	2/1/13	at San Antonio	0-1	30
Eddie Lack	10/13/12	at Chicago	0-1 SOL	25
Justin Peters	4/10/12	vs. Charlotte	0-3	22
Ben Bishop	2/15/12	vs. Peoria	0-1	42
Ben Bishop	11/12/11	vs. Peoria	0-3	38
Eddie Lack	10/21/11	at Chicago	0-2	35
Jeff Deslauriers	4/1/11	at Oklahoma City	0-7	33
Jake Allen	11/27/10	vs. Peoria	0-5	31
Mark Dekanich	4/3/10	vs. Milwaukee	0-4	29
Drew MacIntyre	3/27/10	vs. Chicago	0-3	33
Brent Krahn	3/20/10	vs. Texas	0-2	29
Curtis Sanford	1/27/10	vs. Hamilton	0-5	25
Brent Krahn	11/13/09	vs. Texas	0-4	32
Curtis Sanford	10/9/09	at Hamilton	0-3	38
Barry Brust	4/19/08	vs. Houston	0-1 2OT	30*
Curtis McElhinney	3/21/08	vs. Quad City	0-2	22
Pekka Rinne	2/17/08	at Milwaukee	0-4	23
Tyler Weiman	1/5/08	vs. Lake Erie	0-2	33

# All-Time Penalty Shots

## Penalty Shots For

Total Penalty Shots: 6-31 (19.35%)

<b>Shooter</b>	<b>Goaltender</b>	<b>Opponent</b>	<b>G/G</b>	<b>Date</b>	<b>Period</b>	<b>Time</b>
<b>Mitch Fossier</b>	<b>Kevin Boyle</b>	<b>at Grand Rapids</b>	<b>G</b>	<b>4/28/21</b>	<b>3rd</b>	<b>4:58</b>
MacKenzie Entwistle	Kasimir Kaskisuo	at Toronto	NG	12/15/19	2nd	19:22
Jacob Nilsson	Patrik Rybar	at Grand Rapids	NG	11/14/18	2nd	11:15
William Pelletier	Oscar Dansk	at Chicago	NG	3/11/18	2nd	3:55
Nick Schmaltz	Pheonix Copley	at Chicago	NG	1/6/17	2nd	19:58
Ryan Hartman	Jeremy Smith	vs. Iowa	NG	1/23/16	3rd	0:50
Ryan Hartman	Jordan Binnington	vs. Chicago	NG	10/23/15	1st	7:47
Dennis Rasmussen	Matt Climie	vs. Chicago	NG	4/17/15	2nd	2:13
Brandon Mashinter	Rasmus Tirronen	at Charlotte	G	4/12/15	3rd	14:06
Alex Broadhurst	Richard Bachman	at Oklahoma City	NG	3/1/14	2nd	11:21
Alex Broadhurst	Sami Aitekallio	vs. Lake Erie	NG	1/10/14	1st	16:02
Joakim Nordstrom	Jared Coreau	vs. Grand Rapids	G	1/4/14	2nd	0:43
Alex Broadhurst	Cristopher Nilstorp	at Texas	NG	10/6/13	2nd	9:44
Jimmy Hayes	Dov Grumet-Morris	at San Antonio	NG	4/19/13	1st	17:15
Brad Mills	Danny Taylor	at Abbotsford	G	3/22/13	2nd	9:22
Brandon Svendsen	Mike McKenna	at Peoria	NG	2/13/13	2nd	16:36
Brandon Pirri	Magnus Hellburg	at Milwaukee	NG	1/12/13	2nd	4:38
Andrew Shaw	Matt Climie	vs. Chicago	NG	12/27/12	1st	4:52
Jeremy Morin	Dov Grumet-Morris	vs. San Antonio	NG	10/28/12	2nd	17:02
Brett MacLean	Yann Danis	vs. Oklahoma City	NG	11/16/11	3rd	16:19
Rob Klinkhammer	Matt Climie	at San Antonio	NG	4/5/11	2nd	3:33
Rob Klinkhammer	Mark Dekanich	vs. Milwaukee	NG	1/29/11	2nd	19:21
Rob Klinkhammer	Drew MacIntyre	at Chicago	NG	1/15/11	2nd	1:40
Kyle Beach	Jordan Pearce	at Grand Rapids	NG	11/26/10	1st	2:22
Pete MacArthur	Drew MacIntyre	vs. Milwaukee	NG	3/27/10	3rd	0:16
Akim Aliu	Thomas McCollum	at Grand Rapids	G	1/30/10	3rd	17:25
Jack Skille	Wade Dubielwicz	at Houston	NG	1/8/10	2nd	3:38
Petri Kontiola	Manny Legace	at Peoria	NG	2/25/09	2nd	8:42
Tim Brent	Tyler Plante	at Rochester	NG	2/4/09	1st	10:14
Troy Brouwer	Adam Dennis	vs. Rochester	G	12/14/07	2nd	5:59
Kris Versteeg	Tyler Weiman	at Lake Erie	NG	12/8/07	3rd	13:51
Martin St. Pierre	Jaroslov Halak	at Hamilton	NG	10/28/07	2nd	11:40

# All-Time Penalty Shots Against

## Penalty Shots Against

Total Penalty Shots: 5-26 (19.23%)

<b>Shooter</b>	<b>Goaltender</b>	<b>Opponent</b>	<b>G/G</b>	<b>Date</b>	<b>Period</b>	<b>Time</b>
<b>Taro Hirose</b>	<b>Ivan Nalimov</b>	<b>at Grand Rapids</b>	<b>NG</b>	<b>4/28/21</b>	<b>3rd</b>	<b>17:34</b>
<b>Will Bitten</b>	<b>Matt Tomkins</b>	<b>at Iowa</b>	<b>NG</b>	<b>2/13/21</b>	<b>OT</b>	<b>3:12</b>
Ty Dellandrea	Collin Delia	at Texas	G	4/5/19	3rd	12:51
Sam Anas	Collin Delia	at Iowa	NG	12/28/17	3rd	13:07
Mario Lucia	Collin Delia	at Iowa	NG	12/28/17	3rd	12:25
Caleb Herbert	Lars Johansson	vs. Texas	G	3/31/17	1st	8:17
Quinton Howden	Jeff Glass	vs. Manitoba	NG	2/28/17	2nd	17:11
Wade Megan	Lars Johansson	vs. Chicago	NG	2/7/17	3rd	3:34
Quinton Howden	Lars Johansson	vs. Manitoba	NG	11/30/17	2nd	5:53
Kevin Fiala	Michael Leighton	vs. Milwaukee	NG	3/8/16	2nd	0:24
Danny Kristo	Michael Leighton	at Chicago	NG	2/20/16	1st	19:40
Matt White	Michael Leighton	vs. Milwaukee	G	1/3/16	2nd	15:52
Nathan Paetsch	Antti Raanta	at Grand Rapids	NG	4/1/15	2nd	4:41
Rocco Grimaldi	Scott Darling	vs. San Antonio	NG	2/18/15	3rd	12:33
Simon Moser	Kent Simpson	at Milwaukee	NG	3/7/14	3rd	9:07
Andrew Murray	Henrik Karlsson	at Peoria	G	4/10/13	3rd	3:25
Greg Nemisz	Carter Hutton	vs. Abbotsford	NG	2/16/13	2nd	19:38
T.J. Hensick	Carter Hutton	at Peoria	G	2/13/13	2nd	17:29
Chris Mueller	Carter Hutton	at Milwaukee	NG	12/29/12	2nd	9:12
Carson MacMillan	Alexander Salak	at Houston	NG	3/16/12	2nd	20:00
Ben Walter	Alec Richards	at Abbotsford	NG	10/16/11	3rd	1:49
Launce Bouma	Alec Richards	at Abbotsford	NG	10/14/11	2nd	11:21
Alexandre Giroux	Alec Richards	vs. Oklahoma City	NG	12/11/10	OT	0:14
Yan Stastny	Corey Crawford	at Manitoba	NG	3/13/10	3rd	13:31
Brett MacLean	Joe Fallon	at San Antonio	NG	1/9/10	2nd	4:18
Raymond Sawada	Joe Fallon	vs. Texas	NG	11/21/09	OT	2:10



# IceHogs Career Multi-Point Games

Player	Total	2pt	3pt	4pt	5pt	6pt	7pt	2g	3g	4g	5g
Brandon Hager	3	3						1			
Tim Hamby	3	3									
John Hayden	3	3									
Kenzie Homer	3	2			1			1			
David Kampf	3	2	1								
Peter Holland	3	3									
Marcus Kruger	3	3									
Drew LeBlanc	3	2	1								
Vince Malts	3	3									
Andreas Martinsen	3	3						1			
Adam Pineault	3	2	1								
Jesse Rooney	3	2	1					1			
Reggie Savage	3	3									
Michel Periard	3	3									
Tim Wedderburn	3	3									
Anton Wedin	3	2	1								
Reese Johnson	3	2	1					1			
Chad Yetman	2	2									
Andrei Attyabarmakian	2	2						1			
Isaak Phillip	2	2									
Akim Aliu	2	2						1			
Rod Aldoff	2	2						1			
Andrew Archer	2	2									
Tyler Barnes	2	2						1			
Joey Bastien	2	2									
Dave Bolland	2	2									
Adam Boqvist	2	1	1								
Daryl Boyle	2	1	1								
Scott Burfoot	2	2									
Dustin Byfuglien	2	2									
Matt Carey	2	2									
Simon Danis-Pepin	2	2									
Dennis Gilbert	2	2									
Chris DeSousa	2	1	1					1			
Mackenzie Entwistle	2	2									
Jeff Ewasko	2	2									
Brian Fahey	2	2									
Jim Fahey	2	2									
Chris Fattey	2	2		1							
Ryan Haggerty	2	1	1					1			
Jeremy Langlois	2	2						1			
Joe Lavin	2	1	1								
Martin Lundberg	2	2						1			
Kyle Hagel	2	2						1			
Jay Hebert	2	1	1					1			
Cory Laylin	2	2									
Mike Letizia	2	2									
R.C. Lyke	2	1	1								
Zach Miskovic	2	2									
Gavin Morgan	2	2									
Evan Mosey	2	2									
Tyler Mosienko	2	1	1								
Darwin Murray	2	2									
Sergei Petrov	2	2									
Danny Richmond	2	1	1								
Ryan Schnell	2	2									
Mike Sgroi	2	2									
Bobby Shea	2	2						1			
Shawn Smith	2	2		1							
Luke Snuggenud	2	2									
Billy Tibbetts	2	1	1					1			
Nolan Valleau	2	2									
Dane Walters	2	2									
Jesse Welling	2	2									
Josiah Slavin	1	1									
Brad Morrison	1	1						1			
Tim Soderlund	1	1		1							
Matej Chalupa	1	1									
Dmitri Osipov	1	1									
Mitch Fossier	1	1									
Cody Bass	1	1		1							
Karel Betik	1	1									
Chris Bell	1	1									
Curtis Bois	1	1									
Ryan Bonni	1	1		1							
Judd Blackwater	1	1						1			
Wes Blevins	1	1									
Brandon Bollig	1	1									
Mike Brennan	1	1									
Mathieu Brisebois	1	1									
Wade Brookbank	1	1									
Jonathan Carlsson	1	1		1							
Andrew Campbell	1	1									
Patrice Charbonneau	1	1									
Joseph Cramarossa	1	1						1			
Laurent Dauphin	1	1							1		
Nathan Davis	1	1									
Victor Ejdsell	1	1									
Garnet Exelby	1	1									
Adriano Fiacconi	1	1									
Brandon Fleenor	1	1									

Player	Total	2pt	3pt	4pt	5pt	6pt	7pt	2g	3g	4g	5g
Justin Fletcher	1	1									
Matt Fornataro	1	1									
Dillon Fournier	1	1									
Byron Froese	1	1									
David Gilbert	1	1								1	
John Glavota	1	1									
Kirill Gotovets	1	1									
Jason Guerriero	1	1									
Jordan Hendry	1	1									
Phillip Holm	1	1									
Graham Knott	1	1									
Chad Krys	1	1									
Eric Labelle	1	1									
Kevin Klein	1		1							1	
Terho Koskela	1	1									
Philipp Kurashev	1		1								
Joe Lavin	1	1									
Brett Lebda	1	1									
Igor Makarov	1	1									
Joe Markusen	1	1									
Ian McCoshen	1	1								1	
Rob Milliken	1	1									
Garrett Mitchell	1	1								1	
Steve Montador	1	1									
Nick Moutrey	1	1									
Mike Muller	1	1									
Robin Norell	1	1									
Evgenii Nourislamov	1						1				
Brad Olsen	1	1									
Theo Peckham	1	1									
Ivan Prokic	1	1									
David Rundblad	1	1									
Maxime Sauve	1	1									
Nick Schmaltz	1	1									
Keith Seabrook	1	1									
Brett Skinner	1	1									
Carlos Soke	1	1									
Adam Solnik	1	1									
Joni Tuulola	1	1									
Trevor van Riemsdyk	1	1									
Ronnie Vogel	1	1									
Owen Walter	1	1									
James Wisniewski	1		1							1	

# IceHogs All-Time Win/Loss Records

## GAMES PLAYED

ALL-TIME: 1,023

## HOME GAMES PLAYED

ALL-TIME: 513

## ROAD GAMES PLAYED

ALL-TIME: 510

## OVERALL RECORD

ALL-TIME: 505-410-55-53

## HOME RECORD

ALL-TIME: 284-186-20-23

## ROAD RECORD

ALL-TIME: 221-224-35-30

## RECORD IN OVERTIME

ALL-TIME: 64-61

## HOME OVERTIME RECORD

ALL-TIME: 34-24

## ROAD OVERTIME RECORD

ALL-TIME: 30-37

## RECORD IN SHOOTOUTS

ALL-TIME: 70-54

## HOME SHOOTOUT RECORD

ALL-TIME: 38-24

## ROAD SHOOTOUT RECORD

ALL-TIME: 29-30

## WHEN LEADING AFTER 1 PERIOD

ALL-TIME: 249-60-15-12

## WHEN TRAILING AFTER 1 PERIOD

ALL-TIME: 108-234-23-15

## WHEN TIED AFTER 1 PERIOD

ALL-TIME: 186-144-20-28

## WHEN LEADING AFTER 2 PERIODS

ALL-TIME: 337-18-12-13

## WHEN TRAILING AFTER 2 PERIODS

ALL-TIME: 67-319-21-10

## WHEN TIED AFTER 2 PERIODS

ALL-TIME: 143-80-25-14

## WHEN SCORING FIRST

ALL-TIME: 322-143-21-26

## WHEN OPPONENT SCORES FIRST

ALL-TIME: 173-300-40-26

## WHEN OUT-SHOOTING OPPONENTS

ALL-TIME: 310-218-28-20

## WHEN OUT-SHOT BY OPPONENTS

ALL-TIME: 224-192-24-27

## WHEN SHOTS ARE EVEN

ALL-TIME: 17-23-0-4



# IceHogs All-Time Win/Loss Records

---

## All-Time AHL Records

### Monthly Record

October:	65-46-4-6
November:	73-64-7-12
December:	76-63-11-12
January:	78-64-9-12
February:	77-67-12-5
March:	82-62-10-5
April:	49-39-2-1
May	3-4-0-0

### Daily Record

Sunday:	82-48-5-7
Monday:	12-18-0-0
Tuesday:	19-26-0-1
Wednesday:	71-46-6-9
Thursday:	18-12-3-2
Friday:	139-111-18-37
Saturday:	153-135-19-14

### Record In

1-goal games:	271-131-55-57
2-goal games:	119-112
3-goal games:	87-99
4-goal games:	35-45
5+-goal games:	20-32

### Record in Back-to-Back Games

Game 1:	161-118-19-20
Game 2:	148-137-21-11
Game 3:	44-20-1-4

### When Scoring

0 goals:	0-47-1-2
1 goal:	24-134-9-13
2 goals:	86-123-17-11
3 goals:	133-63-19-17
4 goals:	136-22-4-8
5 goals:	84-3-2-2
6 goals:	40-1-1-1
7 goals:	11-0-0-0
8 goals:	3-0-0-0
9 goals:	1-0-0-0
10 goals:	0-0-0-0

### When Allowing

0 goals:	48-0-0-1
1 goal:	148-5-1-4
2 goals:	166-49-8-12
3 goals:	102-92-20-10
4 goals:	29-108-18-16
5 goals:	7-94-4-7
6 goals:	0-37-2-2
7 goals:	0-19-1-1
8 goals:	0-7-0-0
9 goals:	0-2-0-0
10 goals:	0-0-0-0
11 goals:	0-1-0-0



# AHL Win/Loss Records vs. Opponents

<b>Record by Conference:</b>	<b>Overall</b>	<b>Home</b>	<b>Away</b>	<b>OT</b>	<b>SO</b>
Eastern Conference:	32-22-1-5	22-8-0-0	11-13-1-5	3-1	4-3
Western Conference:	466-386-54-48	259-176-20-24	206-200-34-25	55-53	62-48

<b>By Team:</b>	<b>Overall</b>	<b>Home</b>	<b>Away</b>	<b>OT</b>	<b>SO</b>
Abbotsford Heat	10-8-2-1	5-4-1-1	5-4-1-0	0-2	1-1
Bakersfield Condors	1-0-1-0	1-0-0-0	0-0-1-0	0-1	0-0
Belleville Senators	0-2-0-0	0-1-0-0	0-1-0-0	0-0	0-0
Charlotte Checkers	16-13-2-5	8-6-0-4	8-7-2-1	0-2	3-5
Chicago Wolves	77-65-10-4	49-25-3-1	28-39-7-3	10-10	8-4
Cleveland Monsters	38-31-3-1	23-13-1-0	15-18-2-1	4-3	4-1
Grand Rapids Griffins	56-43-5-4	35-17-1-1	21-26-4-3	10-4	11-4
Hamilton Bulldogs	4-9-1-0	2-5-0-0	2-4-1-0	2-1	1-0
Hershey Bears	3-0-0-1	2-0-0-0	1-0-0-1	1-0	0-1
Houston Aeros	19-15-0-2	10-7-0-1	9-8-0-1	2-0	2-2
Iowa Chops	4-6-0-0	3-2-0-0	1-4-0-0	0-0	0-0
Iowa Stars	6-2-0-0	3-1-0-0	3-1-0-0	0-0	0-0
Iowa Wild	39-29-5-3	21-12-3-3	18-17-2-0	4-5	1-3
Laval Rocket	1-1-0-0	0-1-0-0	1-0-0-0	0-0	1-0
Manchester Monarch	1-0-0-1	1-0-0-0	0-0-0-1	0-0	0-1
Manitoba Moose	18-20-3-3	6-11-2-3	12-9-1-0	0-3	5-3
Milwaukee Admirals	63-62-8-10	29-34-4-5	34-28-4-5	12-8	8-10
Norfolk Admirals	2-2-0-0	2-0-0-0	0-2-0-0	0-0	1-0
Oklahoma City Barons	8-11-3-0	4-6-1-0	4-5-2-0	1-3	2-0
Ontario Reign	2-2-0-0	1-1-0-0	1-1-0-0	1-0	0-0
Peoria Rivermen	29-25-3-5	17-14-0-0	12-11-3-5	1-3	5-5
Providence Bruins	1-0-0-1	1-0-0-0	0-0-0-1	0-0	0-1
Quad City Flames	7-8-0-1	4-3-0-1	3-5-0-0	1-0	2-1
Rochester Americans	4-2-0-0	3-0-0-0	1-2-0-0	0-0	0-0
San Antonio Rampage	38-24-3-4	24-8-1-2	14-15-1-3	4-2	3-5
San Diego Gulls	0-1-1-0	0-0-1-0	0-1-0-0	0-1	0-0
San Jose Barracuda	3-1-0-0	2-0-0-0	1-1-0-0	0-0	0-0
Stockton Heat	1-1-0-0	1-0-0-0	0-1-0-0	0-0	0-0
Syracuse Crunch	3-1-0-0	1-1-0-0	2-0-0-0	0-0	2-0
Texas Stars	28-17-4-4	14-10-2-1	15-7-2-3	3-4	5-4
Toronto Marlies	10-5-1-2	5-4-0-0	5-1-1-2	1-1	0-2
Tucson Roadrunners	2-1-1-0	1-1-0-0	1-0-1-0	0-1	0-0
Utica Comets	3-1-0-0	2-0-0-0	1-1-0-0	1-0	0-0
Wilkes-Barre/Scranton Penguins	2-2-0-0	2-0-0-0	0-2-0-0	0-0	0-0



# Individual Streaks

# Consecutive Games with:

## A GOAL

ALL-TIME: 5 Tyler Sikura 1/6/18-1/13/18 (5g)  
 5 Rob Klinkhammer 12/31/08-1/9/09 (6g)

## AN ASSIST

ALL-TIME: 6 Petri Kontiola 2/24/08-3/15/08 (8a)  
 6 Martin St. Pierre 11/3/07-11/18/07 (11a)

## A POINT

ALL-TIME: 15 Jeff Taffe 1/28/11-2/27/11  
 (10g-12a-22pts)  
 15 Martin St. Pierre 11/30/07-1/4/08  
 (5g-17a-22pts)

## PENALTY MINUTES

ALL-TIME: 11 Theo Peckham 10/26/13-12/27/13  
 (52 PIMS)

## WITH A SHOT

ALL-TIME: 187 Jeremy Morin 11/9/11-11/01/15

## PLUS/MINUS RATING OF EVEN/+

ALL-TIME: 22 Jerramie Domish 1/16/08-3/15/08 (+13)

## PLUS/MINUS RATING OF MINUS

ALL-TIME: 8 Rob Klinkhammer 1/21/11-2/9/11 (-10)

## GAMES PLAYED

ALL-TIME: 193 Ville Pokka 10/9/15-1/20/18

# Individual Streaks

# Goaltenders:

## SHUTOUT STREAK (MINUTES)

ALL-TIME: 152:17 Mac Carruth 4/13/16-4/16/16 (1 SO)

## WINNING STREAK (GAMES)

ALL-TIME: 7 Jason LaBarbera 2/4/14-2/25/14

## UNBEATEN STREAK (GAMES)

ALL-TIME: 15 Corey Crawford 11/25/07-12/27/07 (10-0-1-4)

## LOSING STREAK (GAMES)

ALL-TIME: 7 Corey Crawford 2/2/08-3/29/08

## NON-WINNING STREAK (GAMES)

ALL-TIME: 8 Kevin Lankinen (12/21/19-1/25/20) (0-7-1)

## WINNING STREAK TO START SEASON

ALL-TIME: 5 J.F. Berube 10/7/17-10/25/17

## UNBEATEN STREAK TO START SEASON

ALL-TIME: 5 J.F. Berube 10/7/17-10/25/17 (5-0-0-0)

ALL-TIME: 8 **LONGEST WINNING STREAK**  
10/25/14-11/8/14

ALL-TIME: 16 **LONGEST UNBEATEN STREAK**  
11/25/07-12/29/07 (11-0-1-4)

ALL-TIME: 6 **LONGEST LOSING STREAK**  
12/21/19-1/5/20  
6 2/25/17-3/10/17  
6 1/19/13-2/3/13

ALL-TIME: 9 **LONGEST NON-WINNING STREAK**  
11/23/16-12/10/16 (0-5-1-3)

ALL-TIME: 6 **LONGEST HOME WINNING STREAK**  
Several Tied, Last: 2/16/19-3/20/19

ALL-TIME: 11 **LONGEST HOME UNBEATEN STREAK**  
3/6/15-4/17/15 10-0-1-0

ALL-TIME: 6 **LONGEST HOME LOSING STREAK**  
10/22/11-11/23/11

ALL-TIME: 6 **LONGEST HOME NON-WINNING STREAK**  
1/14/20-2/1/20 0-5-0-1  
6 10/27/18-12-1/18 0-4-0-2  
6 2/18/17-3/28/17 0-5-1-0  
6 11/23/16-12/7/16 0-3-1-2  
6 10/22/11-11/23/11 0-6-0-0

ALL-TIME: 6 **LONGEST ROAD WINNING STREAK**  
12/29/07-2/1/08

ALL-TIME: 15 **LONGEST ROAD UNBEATEN STREAK**  
11/30/07-2/1/08 10-0-1-4

ALL-TIME: 6 **LONGEST ROAD LOSING STREAK**  
3/21/14-4/13/14

ALL-TIME: 10 **LONGEST ROAD NON-WINNING STREAK**  
3/21/14-4/13/14 0-8-1-1

ALL-TIME: 11 **GAMES WITH A POWER PLAY GOAL**  
11/10/07-12/1/07 17-68

ALL-TIME: 7 **GAMES WITHOUT A POWER-PLAY GOAL**  
10/4/19-10/26/19 0-28  
7 2/18/20-3/1/20 0-26  
7 11/10/17-11/24/17 0-29  
7 3/4/09-3/20/09 0-22

ALL-TIME: 29 **POWER-PLAYS WITHOUT A GOAL**  
10/4/19-10/30/19  
29 11/10/17-11/24/17

# IceHogs Single-Season Attendance Records

## Top 10 Attendance - Highest

1. 6,616	2/16/08	vs. Chicago	07-08
2. 6,543	4/18/15	vs. Toronto	14-15
3. 6,524	3/19/16	vs. Chicago	15-16
6,524	4/12/14	vs. Iowa 13-14	
5. 6,513	3/22/14	vs. Chicago	13-14
6. 6,506	2/7/15	vs. Milwaukee	14-15
7. 6,504	1/25/14	vs. Milwaukee	13-14
8. 6,498	3/5/16	vs. Lake Erie	15-16
9. 6,475	3/7/15	vs. Grand Rapids	14-15
10. 6,440	3/3/18	vs. WB/S	17-18

## Season-by-Season Overall Attendance

<b>2007-08:</b>	153,056
<b>2008-09:</b>	156,352
<b>2009-10:</b>	159,132
<b>2010-11:</b>	174,418
<b>2011-12:</b>	161,286
<b>2012-13:</b>	173,292
<b>2013-14:</b>	182,540
<b>2014-15:</b>	183,701
<b>2015-16:</b>	190,492
<b>2016-17:</b>	164,379
<b>2017-18:</b>	147,634
<b>2018-19:</b>	147,306
<b>2019-20:</b>	120,290
<b>2020-21<sup>^</sup>:</b>	0

## Top 10 Attendance - Lowest

1. 1,719	2/5/08	vs. Houston	07-08
2. 1,795	11/18/09	vs. Texas	09-10
3. 1,836	2/4/20	vs. Texas	19-20
4. 1,900	12/16/19	vs. GR	18-19
5. 1,929	11/4/09	vs. San Antonio	09-10
6. 1,945	1/2/08	vs. Hamilton	07-08
7. 1,991	1/22/20	vs. Texas	19-20
8. 1,997	11/28/07	vs. Houston	07-08
9. 2,013	1/23/08	vs. Peoria	07-08
10. 2,014	12/5/08	vs. Syracuse	07-08

\*2019-20 season shortened 13 games (6 home games) due to COVID-19 pandemic.

<sup>^</sup>Fans not allowed during 2020-21 season due to COVID-19 pandemic

## Season-by-Season Avg. Attendance

<b>2007-08:</b>	3,826
<b>2008-09:</b>	3,909
<b>2009-10:</b>	3,978
<b>2010-11:</b>	4,360
<b>2011-12:</b>	4,244
<b>2012-13:</b>	4,560
<b>2013-14:</b>	4,804
<b>2014-15:</b>	4,834
<b>2015-16:</b>	5,013
<b>2016-17:</b>	4,326
<b>2017-18:</b>	3,915
<b>2018-19:</b>	3,876
<b>2019-20*:</b>	3,759
<b>2020-21<sup>^</sup>:</b>	0

## Top 10 Attendance (Road)

1. 16,860	1/24/14	at Milwaukee	13-14
2. 16,280	1/31/15	at Chicago	14-15
3. 16,205	2/1/13	at San Antonio	12-13
4. 16,019	4/11/09	at Chicago	08-09
5. 16,005	1/18/14	at Chicago	13-14
6. 15,920	1/12/12	at Chicago	11-12
7. 15,888	3/10/12	at Milwaukee	11-12
8. 15,632	2/4/17	at Chicago	16-17
9. 15,319	4/14/18	at Chicago	17-18
10. 14,871	1/30/16	at Chicago	15-16

---

## Best Record After...

<b>Games</b>	<b>Record</b>	<b>Win Pct.</b>	<b>Season</b>	<b>Games</b>	<b>Record</b>	<b>Win Pct.</b>	<b>Season</b>
5 gms:	4-1-0-0	.800	2017-18	<b>1/2 mark:</b>	23-9-3-5	.675	2007-08
	4-1-0-0	.800	2008-09	45 gms:	28-9-3-5	.711	2007-08
10 gms:	7-2-1-0	.750	2013-14	50 gms:	30-12-3-5	.680	2007-08
	7-2-0-1	.750	2014-15	<b>3/4 mark:</b>	34-19-5-2	.625	2014-15
15 gms:	10-4-0-1	.700	2014-15	65 gms:	39-19-5-2	.654	2014-15
<b>1/4 mark:</b>	15-4-0-1	.775	2014-15	70 gms:	42-21-5-2	.650	2014-15
25 gms:	16-6-2-1	.700	2014-15	75 gms:	46-22-5-2	.660	2014-15
30 gms:	18-6-2-4	.700	2007-08	<b>Final:</b>	46-23-5-2	.651	2014-15

# IceHogs All-Time Head Coaching Records



## Mike Haviland (2007-08)

Year	Record	%	Home	Road
07-08	44-26-4-6	.613	23-14-1-2	21-12-3-4
<b>Career</b>	<b>44-26-4-6</b>	<b>.613</b>	<b>23-14-1-2</b>	<b>21-12-3-4</b>

### Playoffs

Year	Record	%	Home	Road
07-08	7-5	.583	3-2	4-3
<b>Career</b>	<b>7-5</b>	<b>.583</b>	<b>3-2</b>	<b>4-3</b>



## Bill Peters (2008-11)

Year	Record	%	Home	Road
08-09	40-34-0-6	.537	22-16-0-2	18-18-0-4
09-10	44-30-3-3	.588	26-12-1-1	18-18-2-2
10-11	38-33-4-5	.531	19-17-2-2	19-16-2-3
<b>Career</b>	<b>122-97-7-14</b>	<b>.552</b>	<b>67-45-3-5</b>	<b>55-52-4-9</b>

### Playoffs

Year	Record	%	Home	Road
08-09	0-4	.000	0-2	0-2
09-10	0-4	.000	0-2	0-2
<b>Career</b>	<b>0-8</b>	<b>.000</b>	<b>0-4</b>	<b>0-4</b>



## Ted Dent (2011-17)

Year	Record	%	Home	Road
11-12	35-32-2-7	.520	18-16-0-4	17-16-2-3
12-13	42-31-2-1	.572	21-17-0-0	21-14-2-1
13-14	35-32-5-4	.520	24-11-1-2	11-21-4-2
14-15	46-23-5-2	.651	24-9-4-1	22-14-1-1
15-16	40-22-10-4	.618	23-9-3-3	17-13-7-1
16-17	25-39-9-3	.408	16-15-5-2	9-24-4-1
<b>Career</b>	<b>223-179-33-21</b>	<b>.548</b>	<b>126-77-13-12</b>	<b>97-102-20-9</b>

### Playoffs

Year	Record	%	Home	Road
14-15	4-4	.500	2-2	2-2
15-16	0-3	.000	0-2	0-1
<b>Career</b>	<b>4-7</b>	<b>.363</b>	<b>2-4</b>	<b>2-3</b>



## Jeremy Colliton (2017-2019)

Year	Record	%	Home	Road
17-18	40-28-4-4	.579	22-13-2-1	18-15-2-3
18-19	6-3-1-2	.625	3-1-0-2	3-2-1-0
<b>Career</b>	<b>46-31-5-6</b>	<b>.585</b>	<b>25-14-2-3</b>	<b>21-17-3-3</b>

### Playoffs

Year	Record	%	Home	Road
17-18	9-4	.692	5-1	4-3



## Derek King (2018-Present)

Year	Record	%	Home	Road
18-19*	29-28-3-4	.508	18-13-1-0	11-15-2-4
19-20	29-30-2-2	.492	17-14-0-1	12-16-2-1
20-21	12-19-1-0	.391	8-9-0-0	4-10-1-0
<b>Career</b>	<b>70-77-6-6</b>	<b>.478</b>	<b>43-36-1-1</b>	<b>27-41-5-5</b>

\*Interim Head Coach

# IceHogs Head Coaching Records

## Career Regular-Season Records

### OVERALL REGULAR-SEASON RECORDS

#### MOST GAMES

ALL-TIME: 456 Ted Dent 11-17  
240 Bill Peters 08-11  
159 Derek King 18-21  
88 Jeremy Colliton 17-19

#### MOST WINS/CAREER

ALL-TIME: 223 Ted Dent 11-17  
122 Bill Peters 08-11  
70 Derek King 18-21

#### MOST WINS/SEASON

ALL-TIME: 46 Ted Dent 14-15  
44 Bill Peters 07-08  
40 Jeremy Colliton 18-19

#### MOST LOSSES/CAREER

ALL-TIME: 179 Ted Dent 11-17  
97 Bill Peters 08-11  
77 Derek King 18-21

#### MOST LOSSES/SEASON

ALL-TIME: 39 Ted Dent 16-17  
34 Bill Peters 08-09  
33 Bill Peters 10-11

#### HIGHEST WIN % (MIN. 20 GAMES)

ALL-TIME: .613 Mike Haviland 07-08 (44-26-6)  
.585 Jeremy Colliton 17-19 (46-31-5-6)  
.552 Bill Peters 08-11 (122-97-7-14)

#### LOWEST WIN % (MIN. 20 GAMES)

ALL-TIME: .478 Derek King 18-21 (70-77-6-6)

### HOME/ROAD REGULAR-SEASON RECORDS

#### MOST HOME WINS/CAREER

ALL-TIME: 126 Ted Dent 11-17  
67 Bill Peters 08-11  
43 Derek King 18-11

#### MOST HOME WINS/SEASON

ALL-TIME: 26 Bill Peters 09-10  
24 Ted Dent 13-14, 14-15  
23 Ted Dent 15-16  
Mike Haviland 07-08  
22 Jeremy Colliton 17-18

#### MOST HOME LOSSES/CAREER

ALL-TIME: 77 Ted Dent 11-17  
45 Bill Peters 08-11  
36 Derek King 18-21

#### HIGHEST HOME WIN % (MIN. 15 GAMES)

ALL-TIME: .618 Jeremy Colliton 17-18 (22-13-2-1)

#### LOWEST HOME WIN % (MIN. 15 GAMES)

ALL-TIME: .543 Derek King 18-21 (43-36-1-1)

#### MOST ROAD WINS/CAREER

ALL-TIME: 97 Ted Dent 11-17  
55 Bill Peters 08-11  
27 Derek King 18-21

#### MOST ROAD WINS/SEASON

ALL-TIME: 22 Ted Dent 14-15  
21 Ted Dent 12-13  
21 Mike Haviland 07-08  
19 Bill Peters 10-11  
18 Bill Peters 09-10, 08-09  
Jeremy Colliton 17-18

#### MOST ROAD LOSSES/CAREER

ALL-TIME: 102 Ted Dent 11-17  
52 Bill Peters 08-11  
41 Derek King 18-21

#### MOST ROAD LOSSES/SEASON

ALL-TIME: 24 Ted Dent 16-17  
21 Ted Dent 13-14  
18 Bill Peters 09-10, 08-09  
16 Ted Dent 11-12  
Bill Peters 10-11  
Derek King 19-20

#### HIGHEST ROAD WIN % (MIN. 15 GAMES)

ALL-TIME: .613 Mike Haviland 07-08 (21-12-3-4)

#### LOWEST ROAD WIN % (MIN. 15 GAMES)

ALL-TIME: .410 Derek King 18-21 (27-41-5-5)

#### MOST SHOOTOUT LOSSES/CAREER

ALL-TIME: 21 Ted Dent 11-17

# IceHogs Head Coaching Records

## Career Playoff Records

### OVERALL PLAYOFF RECORDS

#### MOST PLAYOFF GAMES

ALL-TIME:	13	Jeremy Colliton	2018
	12	Mike Haviland	2008
	11	Ted Dent	14-16
	8	Bill Peters	08-10

#### MOST PLAYOFF WINS/CAREER

ALL-TIME:	9	Jeremy Colliton	17-19
	7	Mike Haviland	07-08
	4	Ted Dent	11-17

#### MOST PLAYOFF WINS/SEASON

ALL-TIME:	9	Jeremy Colliton	2018
	7	Mike Haviland	2008
	4	Ted Dent	2015

#### MOST PLAYOFF LOSSES/CAREER

ALL-TIME:	8	Bill Peters	08-10
	7	Ted Dent	11-17
	5	Mike Haviland	07-08

#### MOST PLAYOFF LOSSES/SEASON

ALL-TIME:	5	Mike Haviland	2008
	4	Jeremy Colliton	2018
	4	Bill Peters	2009, 2010
	4	Ted Dent	2015

### Home/Road Playoff Records

#### MOST HOME PLAYOFF WINS/CAREER

ALL-TIME:	5	Jeremy Colliton	17-18
	3	Mike Haviland	07-08
	2	Ted Dent	11-17

#### MOST HOME PLAYOFF WINS/SEASON

ALL-TIME:	5	Jeremy Colliton	2018
	3	Mike Haviland	2008
	2	Ted Dent	2015

#### MOST HOME PLAYOFF LOSSES/CAREER

ALL-TIME:	4	Bill Peters	08-10
	4	Ted Dent	11-16
	2	Mike Haviland	07-08

#### MOST HOME PLAYOFF LOSSES/SEASON

ALL-TIME:	2	Ted Dent	2016
		Ted Dent	2015
		Mike Haviland	2008
		Bill Peters	2009, 2010

#### MOST ROAD PLAYOFF WINS/CAREER

ALL-TIME:	4	Jeremy Colliton	17-18
		Mike Haviland	2008

#### MOST ROAD PLAYOFF WINS/SEASON

ALL-TIME:	4	Jeremy Colliton	2018
		Mike Haviland	2008

#### MOST ROAD PLAYOFF LOSSES/CAREER

ALL-TIME:	4	Bill Peters	08-10
	3	Mike Haviland	07-08
		Ted Dent	22-17
		Jeremy Colliton	17-18

#### MOST ROAD PLAYOFF LOSSES/SEASON

ALL-TIME:	3	Jeremy Colliton	2018
		Mike Haviland	2008



# ICEHOGS PLAYOFF RECORDS





# Team Playoff Records

# Single Playoff Season:

## MOST GAMES

ALL-TIME: 17 2007  
AHL: 13 2018

## MOST WINS

ALL-TIME: 12 2007  
AHL: 9 2018

## LEAST WINS

ALL-TIME: 0 2003, 2009, 2010, 2016

## MOST HOME WINS

ALL-TIME: 9 2007  
AHL: 5 2018

## LEAST HOME WINS

ALL-TIME: 0 2003, 2009, 2010, 2016

## MOST ROAD WINS

ALL-TIME: 4 2008, 2008

## LEAST ROAD WINS

ALL-TIME: 0 2009, 2010, 2016

## MOST LOSSES

ALL-TIME: 6 2005  
AHL: 5 2008

## LEAST LOSSES

ALL-TIME: 3 2016

## MOST HOME LOSSES

ALL-TIME: 2 '08, '09, '10, '15, '16

## LEAST HOME LOSSES

ALL-TIME: 0 2000, 2007

## MOST ROAD LOSSES

ALL-TIME: 3 2018, 2008

## LEAST ROAD LOSSES

ALL-TIME: 1 2016

## MOST OVERTIME GAMES

ALL-TIME: 5 2018

## MOST OVERTIME WINS

ALL-TIME: 2 2018

## MOST OVERTIME LOSSES

ALL-TIME: 3 2018

## MOST GOALS SCORED

ALL-TIME: 64 2007  
AHL: 45 2018

## LEAST GOALS SCORED

ALL-TIME: 4 2009

## MOST GOALS ALLOWED

ALL-TIME: 44 2007  
AHL: 31 2018

## LEAST GOALS ALLOWED

ALL-TIME: 13 2000, 2009  
AHL: 13 2009

## MOST POWER-PLAY GOALS

ALL-TIME: 18 2018

## LEAST POWER-PLAY GOALS

ALL-TIME: 0 2003  
AHL: 2 2016

## MOST SHORT-HANDED GOALS

ALL-TIME: 5 2006, 2007  
AHL: 3 2008

## LEAST SHORT-HANDED GOALS

ALL-TIME: 0 2009, 2010, 2016, 2018

## Highest Power-Play %

ALL-TIME: 32.1% 2018 (18-56)  
AHL: 32.1% 2018 (18-56)

## LOWEST POWER-PLAY %

ALL-TIME: 0.0% 2003 (0-16)  
AHL: 10.9% 2008 (7-64)

## HIGHEST PENALTY KILL %

ALL-TIME: 86.7% 2015 4-30

## LOWEST PENALTY KILL %

ALL-TIME: 54.5% 2016 5-11

## MOST PENALTY MINUTES

ALL-TIME: 377 2007  
AHL: 244 2008

## LEAST PENALTY MINUTES

ALL-TIME: 34 2016

## LONGEST WIN STREAK (GAMES)

ALL-TIME: 7 4/21/18-5/11/18

## LONGEST LOSING STREAK (GAMES)

ALL-TIME: 10 5/11/08-4/23/10

## MOST CONSECUTIVE HOME WINS

ALL-TIME: 10 4/13/06-4/18/08  
AHL: 3 4/22/18-5/11/18

## MOST CONSECUTIVE ROAD WINS

All-time: 4 4/21/18-5/5/18

## MOST CONSECUTIVE HOME LOSSES

ALL-TIME: 5 5/11/08-4/23/10

## MOST CONSECUTIVE ROAD LOSSES

ALL-TIME: 5 5/13/08-4/23/10

# Team Playoff Records

# Single Playoff Season:

## LONGEST GAME

ALL-TIME: 117:22 4/19/18 at Chicago 3-2 3OTW  
AHL: 117:22 4/19/18 at Chicago 3-2 3OTW

## ATTENDANCE

### HIGHEST TOTAL ATTENDANCE

ALL-TIME: 42,882 2008 (12 games)  
AHL: 42,882 2008 (12 games)  
UHL: 31,858 2007 (9 games)

### LOWEST TOTAL ATTENDANCE

ALL-TIME: 4,991 2009 (2 games)  
AHL: 4,991 2009 (2 games)  
UHL: 3,873 2003 (1 game)

### HIGHEST AVERAGE ATTENDANCE

ALL-TIME: 4,112 2000 (1 game)  
AHL: 3,873 2018 (6 games)  
UHL: 4,112 2000 (1 game)

### LOWEST AVERAGE ATTENDANCE

ALL-TIME: 2,496 2009 (2 games)  
AHL: 2,496 2009 (2 games)  
UHL: 3,073 2006 (4 games)



The Rockford IceHogs defeated the Chicago Wolves in Game 3 of the Central Division Semifinals, 3-2, in triple overtime on April 19, 2018, the longest game in team history at 117 minutes and 22 seconds. The win swept the best-of-five series for the IceHogs, 3-0.

# Team Playoff Records

# Playoff Series:

## MOST GOALS SCORED

ALL-TIME: 25 2007 vs Kalamazoo  
AHL: 19 2008 vs Chicago

## LEAST GOALS SCORED

ALL-TIME: 4 2009 vs Milwaukee

## MOST GOALS ALLOWED

ALL-TIME: 25 2008 vs Chicago

## LEAST GOALS ALLOWED

All-time: 6 2018 vs. Chicago

## MOST PENALTY MINUTES

ALL-TIME: 186 2008 vs Chicago

## MOST PENALTY MINUTES/OPPONENT

ALL-TIME: 204 2008 vs Chicago

## MOST POWER-PLAY GOALS/OPPONENT

ALL-TIME: 13 2008 vs Chicago

## LEAST PENALTY MINUTES

ALL-TIME: 34 2016 vs Lake Erie

## MOST OVERTIME GOALS

ALL-TIME: 1 2008 vs Houston  
\*best of five series

## CONSECUTIVE VICTORIES (GAMES)

ALL-TIME: 4 5/4/18-5/11/18 vs MB  
3 4/21/18-4/26/21 vs CHI  
3 4/24/15-4/29/21 vs TX

## CONSECUTIVE LOSSES (GAMES)

ALL-TIME: 4 2010 vs Texas  
4 2009 vs Milwaukee  
3 2018 vs. Texas  
3 2016 vs. Lake Erie

# Team Playoff Records

# Single Game:

## MOST GOALS SCORED

ALL-TIME: 6 5/11/18 vs Manitoba 6-3 W (Game 4)

## MOST GOALS ALLOWED

ALL-TIME: 7 5/3/08 at Chicago 3-7 L (Game 2)

## MOST GOALS BOTH TEAMS

ALL-TIME: 11 5/22/18 at Texas 5-6 OTL (Game 3)

## MOST GOALS SCORED/PERIOD

ALL-TIME: 5 5/13/07 vs KAL 2nd Per. 6-1 W (Game 2)

AHL: 3 Several Games Tied

## MOST GOALS ALLOWED/PERIOD

ALL-TIME: 4 4/21/10 vs Texas 2nd Per. 1-5 L (Game 3)

4 5/11/08 vs Chicago 2nd Per. 3-4 L (Game 6)

## MOST GOALS/PERIOD, BOTH TEAMS

ALL-TIME: 6 5/13/06 vs Kalamazoo (RFD-5, KAL-1)

AHL: 6 5/3/08 at Chicago (RFD-3, CHI-7)

## FASTEST GOAL, START OF A GAME

ALL-TIME: 1:55 4/25/08 at Houston (Kris Versteeg)

## FASTEST GOAL ALLOWED, START OF GAME

ALL-TIME: 5:01 4/22/08 at Houston (Marco Rosa)

## FASTEST GOAL, START OF A PERIOD

ALL-TIME: :23 4/29/15 vs Texas OT (Stephen Johns)

## FASTEST GOAL ALLOWED, START OF PER.

ALL-TIME: :13 5/14/15 vs GR OT (Todd Bertuzzi)

## MOST SHORT-HANDED GOALS

ALL-TIME: 2 4/25/08 at Houston 5-2 W

AHL: 2 4/25/08 at Houston 5-2 W

## LARGEST MARGIN OF VICTORY (GOALS)

ALL-TIME: 4 5/8/15 at Grand Rapids 5-1 W

4 5/9/08 at Chicago 5-1 W

## LARGEST MARGIN OF DEFEAT

ALL-TIME: 5 4/21/10 vs Texas 1-6 L

AHL: 5 4/21/10 vs Texas 1-6 L

## HIGHEST PENALTY MINUTES FOR

ALL-TIME: 73 5/19/07 at KAL 5-6 L

AHL: 64 5/8/15 at Grand Rapids 5-1 L

## HIGHEST OPPONENT PENALTY MINUTES

ALL-TIME: 74 5/9/08 at Chicago 5-1 W

## HIGHEST COMBINED PENALTY MINUTES

ALL-TIME: 139 5/19/07 at KAL 5-6 L (RFD-73, KAL-66)

AHL: 136 5/9/08 at CHI 5-1 W (RFD-52, CHI-74)

## LOWEST PENALTY MINUTES FOR

All-time: 0 5/28/18 at Texas 1-2 OTL

# Team Playoff Records

# Single Game:

## LOWEST PENALTY MINUTES, OPPONENT

ALL-TIME: 0 5/28/18 at Texas 1-2 OTL

## LOWEST PENALTY MINUTES, BOTH TEAMS

ALL-TIME: 0 5/28/18 at Texas 1-2 OTL

## MOST SHOTS ON GOAL/GAME

ALL-TIME: 76 4/26/18 at CHI 4-3 3OTW

## MOST SHOTS AGAINST/GAME

ALL-TIME: 55 4/26/18 at Chicago 4-3 3OTW

## MOST SHOTS COMBINED/GAME

ALL-TIME: 131 4/26/18 at CHI 4-3 3OTW RFD-76, CHI-55)

## MOST SHOTS ON GOAL/PERIOD

ALL-TIME: 22 5/3/08 at CHI 3-7 L (3rd Period)

## MOST SHOTS AGAINST/PERIOD

ALL-TIME: 21 4/21/16 vs. Lake Erie 1-5 L (2nd Period)

## MOST SHOTS COMBINED/PERIOD

ALL-TIME: 33 5/9/08 at CHI 2nd Per. (RFD-15 CHI-18)

## LEAST SHOTS ON GOAL/GAME

ALL-TIME: 21 5/25/18 vs. Texas 3-1 W

## LEAST SHOTS AGAINST/GAME

ALL-TIME: 16 4/22/08 at Houston 2-1 W

## LEAST SHOTS COMBINED/GAME

ALL-TIME: 46 4/18/08 vs Houston 3-1 W (RFD-27 HOU-19)

## LEAST SHOTS ON GOAL/PERIOD

ALL-TIME: 4 5/20/18 at Texas 2-3 OTL (3rd Period)

5/14/15 vs Grand Rapids 2-1 OTL (2nd Period)

5/9/08 at Chicago 5-1 W (1st Period)

## LEAST SHOTS AGAINST/PERIOD

ALL-TIME: 3 4/22/18 vs Chicago 5-2 W (3rd Per.)

5/14/15 at Grand Rapids 2-1 OTL (2nd Per.)

4/18/08 vs Houston 3-1 W (3rd Per.)

## LEAST SHOTS COMBINED/PERIOD

ALL-TIME: 10 4/25/08 at Houston 1st Per. (RFD-4 HOU-6)

AHL: 7 5/14/15 vs GR 2nd Per. (RFD-4 GR-3)

## HIGHEST ATTENDANCE

ALL-TIME: 7,593 5/8/14 at Grand Rapids 5-1 L

AHL: 7,593 5/8/14 at Grand Rapids 5-1 L

## LOWEST ATTENDANCE

All-time: 1,620 5/14/15 vs Grand Rapids 1-2 OTL

## LONGEST SCORELESS GAME

ALL-TIME: 86:41 4/19/08 vs Houston 0-1 2OTL

# Individual Playoff Records

Single Season:

## GOALS

ALL-TIME: 7 Victor Ejdsell 2018  
7 Chris DiDomenico 2018

## ASSISTS

ALL-TIME: 13 Adam Clendening 2018

## POINTS

ALL-TIME: 18 Chris DiDomenico 2018

## PENALTY MINUTES

ALL-TIME: 35 Mike Blunden 2008

## HIGHEST +/-

ALL-TIME: +10 Jim Fahey 2008

## LOWEST +/-

ALL-TIME: -9 Tim Brent 2009

## POWER-PLAY GOALS

ALL-TIME: 4 Cody Franson 2018

## SHORT-HANDED GOALS

ALL-TIME: 1 Kris Versteeg 2008  
1 Troy Brouwer 2008

## OVERTIME GOALS

All-time: 2 Victor Ejdsell 2018

## GAME-WINNING GOALS

All-time: 4 Victor Ejdsell 2018  
AHL: 4 Victor Ejdsell 2018  
UHL: 3 Jason Notermann 2007

## DEFENSEMAN GOALS

All-time: 6 Cody Franson 2018

## DEFENSEMAN ASSISTS

ALL-TIME: 13 Adam Clendening 2018

## DEFENSEMAN POINTS

ALL-TIME: 14 Adam Clendening 2018

## ROOKIE GOALS

All-time: 7 Victor Ejdsell 2018

## ROOKIE ASSISTS

ALL-TIME: 7 Matthew Highmore 2018

## ROOKIE POINTS

ALL-TIME: 12 Victor Ejdsell 2018 (7g-5a)  
AHL: 12 Victor Ejdsell 2018 (7g-5a)  
9 Matthew Highmore 2018 (2g-7a)

## CONSECUTIVE GAMES WITH A GOAL

ALL-TIME: 3 Chris DiDomenico 3g (5/11/18-5/20/18 vs. MB/TX)  
3 Luke Johnson 3g (5/22/18-5/25/18 vs. TX)  
Kris Versteeg 3g (4/22/08-5/1/08 vs HOU)

## CONSECUTIVE GAMES WITH AN ASSIST

ALL-TIME: 4 Martin St. Pierre 7a (5/4/08-5/13/08 vs CHI)  
4 Adam Clendening 6a (5/9/18-5/20/18 vs. MB/TX)  
4 Adam Clendening 5a (4/21/18-5/4/18 vs. CHI/MB)

## CONSECUTIVE GAMES WITH A POINT

ALL-TIME: 7 Petri Kontiola 3g-4a (4/22/08-5/7/08 vs HOU/CHI)

## CONSECUTIVE GAMES WITH A PENALTY

ALL-TIME: 5 Troy Brouwer 14 PIMS (5/3/08-5/11/08 vs CHI)

## SHUTOUT STREAK

ALL-TIME: 118:29 Corey Crawford  
(4/18/08-4/19/08 vs Houston)

# Individual Playoff Records

# Single Game:

## GOALS

ALL-TIME: 2 Several Tied,  
Last: Victor Ejdsell 5/24/18 vs. TX  
(Game 4)

## ASSISTS

ALL-TIME: 2 Several Tied,  
Last: Viktor Svedberg 5/25/18 vs. TX  
(Game 5)

## POINTS

ALL-TIME: 3 Several Tied,  
Last: Victor Ejdsell 5/24/18 vs. TX  
(Game 4, 2g-1a)

## PENALTY MINUTES

ALL-TIME: 19 Kyle Greentree 4/16/10 at TX  
(Game 1)

## SHOTS ON GOAL

ALL-TIME: 10 Adam Clendening 4/26/18 at CHI  
(Game 3)

## HIGHEST +/-

ALL-TIME: +3 Ryan Stokes 4/25/08 at HOU  
(Game 5)

## LOWEST +/-

ALL-TIME: -3 Several Tied,  
Last: Shawn Lalonde 4/17/10 at TX  
(Game 2)

## POWER-PLAY GOALS

ALL-TIME: 2 Cody Franson 5/11/15 vs. MB  
(Game 4)  
Kyle Beach 4/23/10 vs. TX  
(Game 4)

## POWER-PLAY POINTS

ALL-TIME: 2 Cody Franson 5/11/18 vs. MB  
(Game 4)  
Chris DiDomenico 5/11/18 vs. MB  
(Game 4)

## SHORT-HANDED GOALS

ALL-TIME: 1 Troy Brouwer 5/9/08 at CHI  
(Game 5)

## SHORT-HANDED POINTS

ALL-TIME: 1 Troy Brouwer 5/9/08 at CHI  
(Game 5, 1g)

## GOALS (DEFENSE)

ALL-TIME: 2 Cody Franson 5/11/18 vs. MB  
(Game 4)

## ASSISTS (DEFENSE)

ALL-TIME: 2 Several Tied  
Last: Viktor Svedberg 5/25/18 vs. TX  
(Game 5)

## POINTS (DEFENSE)

ALL-TIME: 2 Several Tied  
Last: Viktor Svedberg 5/25/18 vs. TX  
(Game 5)

## GOALS (ROOKIE)

ALL-TIME: 2 Victor Ejdsell 5/24/18 vs. Texas  
(Game 4)  
Victor Ejdsell 4/26/18 at CHI  
(Game 3)  
Kyle Beach 4/23/10 vs. TX  
(Game 4)

## ASSISTS (ROOKIE)

ALL-TIME: 2 Matthew Highmore 5/22/18 vs. TX  
(Game 3)  
2 Brian Connelly 4/23/10 vs. TX  
(Game 4)  
2 Niklas Hjalmarsson 5/9/08 @ CHI  
(Game 5)

## POINTS (ROOKIE)

ALL-TIME: 3 Victor Ejdsell 5/24/18 vs. TX  
(Game 4, 2g-1a)

## SAVES IN A GAME

ALL-TIME: 52 Collin Delia 4/26/18 at CHI  
(Game 3)

## SAVES IN A PERIOD

ALL-TIME: 18 Corey Crawford 5/9/08 at CHI  
(2nd Per., Game 5)

## SAVES IN OVERTIME

ALL-TIME: 30 Collin Delia 4/26/18 at CHI  
(3OT, Game 3)

# Goaltender Playoff Records

## Single Playoff Series

MOST GAMES PLAYED				
ALL-TIME: 7	Corey Crawford	CHI	2008	
5	Corey Crawford	HOU	2008	
4	Corey Crawford	TX	2010	
4	Tied, Last: Collin Delia vs. MB			2018

MOST MINUTES			
ALL-TIME: 413:28	Corey Crawford	CHI	'08

MOST SAVES			
ALL-TIME: 200	Corey Crawford	CHI	2008
128	Collin Delia	MB	2018
128	Corey Crawford	HOU	2008

MOST OVERTIME GAMES			
ALL-TIME: 2	Collin Delia	TX	2018

MOST OVERTIME WINS			
ALL-TIME: 1	Collin Delia	CHI	2018
1	Jeff Glass	TX	2018

MOST OVERTIME LOSSES			
ALL-TIME: 2	Collin Delia	TX	2018
1	Michael Leighton	GR	2015

GOALS AGAINST AVERAGE			
ALL-TIME: 1.48	Jeff Glass	TX	2018
AHL: 1.48	Jeff Glass	TX	2018
1.75	Collin Delia	MB	2018
2.00	Collin Delia	CHI	2018
	Corey Crawford	HOU	2008

HIGHEST SAVE PERCENTAGE			
ALL-TIME: .955	Jeff Glass	TX	2018
	Corey Crawford	HOU	2008

MOST SHUTOUTS			
ALL-TIME: <i>No AHL Shutouts</i>			

## Single Playoff Year

MOST GAMES PLAYED		
ALL-TIME: 12	Corey Crawford	2008

MOST MINUTES		
ALL-TIME: 741:15	Corey Crawford	2008

MOST SAVES		
ALL-TIME: 328	Corey Crawford	2008
314	Collin Delia	2018
206	Michael Leighton	2015

MOST WINS		
ALL-TIME: 7	Collin Delia	2018
	Corey Crawford	2008
4	Michael Leighton	2015

MOST LOSSES		
ALL-TIME: 5	Corey Crawford	2008

MOST OVERTIME GAMES		
ALL-TIME: 3	Collin Delia	2018

MOST OVERTIME WINS		
ALL-TIME: 1	Jeff Glass	2018
	Collin Delia	2018
	Michael Leighton	2015

MOST OVERTIME LOSSES		
ALL-TIME: 2	Collin Delia	2018

GOALS AGAINST AVERAGE		
ALL-TIME: 1.48	Jeff Glass	2018
2.19	Corey Crawford	2008

HIGHEST SAVE PERCENTAGE		
ALL-TIME: .955	Jeff Glass	2018
.924	Collin Delia	2018
	Corey Crawford	2008

MOST SHUTOUTS		
ALL-TIME: <i>No AHL Shutouts</i>		

## All-Time Playoffs

MOST GAMES PLAYED		
ALL-TIME: 18	Corey Crawford	07-10
10	Collin Delia	2018
8	Michael Leighton	2015

MOST MINUTES		
ALL-TIME: 1,074	Corey Crawford	07-10
667	Collin Delia	2018
440	Michael Leighton	2015

MOST SAVES		
ALL-TIME: 464	Corey Crawford	07-10
314	Collin Delia	2018
216	Michael Leighton	2015

MOST WINS		
ALL-TIME: 7	Collin Delia	2018
	Corey Crawford	07-10

MOST LOSSES		
ALL-TIME: 10	Corey Crawford	07-10

MOST OVERTIME GAMES		
ALL-TIME: 3	Collin Delia	2018

MOST OVERTIME WINS		
ALL-TIME: 1	Collin Delia	2018
1	Jeff Glass	2018
	Michael Leighton	14-15

MOST OVERTIME LOSSES		
ALL-TIME: 2	Collin Delia	2018

GOALS AGAINST AVERAGE		
ALL-TIME: 2.34	Collin Delia	2018
2.51	Corey Crawford	07-10
2.59	Michael Leighton	2015

HIGHEST SAVE PERCENTAGE		
ALL-TIME: .924	Collin Delia	2018
.919	Michael Leighton	2015
.912	Corey Crawford	07-10

MOST SHUTOUTS		
ALL-TIME: <i>No AHL Shutouts</i>		

# Goaltender Playoff Records

---

## IceHogs Postseason Goalie Records

<u>Year</u>	<u>Player</u>	<u>GP</u>	<u>W</u>	<u>L</u>	<u>OTL</u>	<u>GAA</u>	<u>SPCT</u>	<u>SO</u>
2008	Corey Crawford	12	7	5	1	2.19	.924	0
2009	Corey Crawford	2	0	2	0	2.58	.909	0
2009	Antti Niemi	2	0	2	0	3.65	.897	0
2010	Corey Crawford	4	0	4	0	3.62	.871	0
2010	Hannu Toivonen	1	0	0	0	3.00	.800	0
2015	Michael Leighton	8	4	2	1	2.59	.919	0
2015	Mac Carruth	1	0	1	0	3.52	.867	0
2016	Mac Carruth	3	0	3	0	4.53	.854	0
2018	Collin Delia	10	7	1	2	2.34	.924	0
2018	Jeff Glass	3	2	0	1	1.48	.955	0



# AHL IceHogs Career Playoff Records

Games	Overtime Goals	Short-Handed Points
1. Jake Dowell 23	1. Victor Ejdsell 2	1. Troy Brouwer 1
2. Viktor Svedberg 21	Stephen Johns 1	Jake Dowell 1
3. Bryan Bickell 19		Tyson Marsh 1
4. Corey Crawford 18	<b>Overtime Assists</b>	Martin St. Pierre 1
5. Carl Dahlstrom 16	Several Tied 1	Kris Versteeg 1
Jack Skille 16		
7. Several tied 13	<b>Game-Winning Goals</b>	<b>Short-Handed Goals</b>
	1. Victor Ejdsell 4	1. Troy Brouwer 1
<b>Points</b>	2. Troy Brouwer 2	Jake Dowell 1
1. Chris DiDomenico 18	Derek Nesbitt 2	Kris Versteeg 1
2. Adam Clendening 14	4. Bryan Bickell 1	
Martin St. Pierre 14	Colin Fraser 1	<b>Short-Handed Assists</b>
4. Cody Franson 13	Kris Versteeg 1	1. Tyson Marsh 1
5. Kris Versteeg 11		Martin St. Pierre 1
6. Carl Dahlstrom 10	<b>Shots on Goal</b>	
Petri Kontiola 10	1. Petri Kontiola 45	<b>Hat Tricks</b>
8. Troy Brouwer 9	2. Cody Franson 41	<i>No Calder Cup Hat Tricks</i>
Viktor Svedberg 9	3. Adam Clendening 39	
10. Bryan Bickell 8	Troy Brouwer 39	<b>Defenseman Games</b>
	5. Derek Nesbitt 38	1. Jim Fahey 12
<b>Goals</b>	Jack Skille 38	Niklas Hjalmarsson 12
1. Chris DiDomenico 7	7. Kris Versteeg 35	Tyson Marsh 12
Victor Ejdsell 7	Chris DiDomenico 35	Jerramie Domish 12
3. Cody Franson 6		Ryan Stokes 12
Kris Versteeg 6	<b>Power-Play Points</b>	
5. Troy Brouwer 5	1. Adam Clendening 11	<b>Defenseman Points</b>
Petri Kontiola 5	2. Chris DiDomenico 10	1. Adam Clendening 14
7. Tyler Sikura 5	3. Cody Franson 9	2. Cody Franson 13
8. Luke Johnson 4	4. Victor Ejdsell 6	3. Carl Dahlstrom 10
	Martin St. Pierre 6	4. Viktor Svedberg 9
<b>Assists</b>	6. Petri Kontiola 5	5. Gustav Forsling 5
1. Adam Clendening 13	7. Several Tied 3	6. Jim Fahey 4
2. Martin St. Pierre 12		Niklas Hjalmarsson 4
3. Chris DiDomenico 11	<b>Power-Play Goals</b>	Ville Pokka 4
4. Viktor Svedberg 9	1. Cody Franson 4	9. Brian Connelly 3
5. Cody Franson 7	2. Chris DiDomenico 3	10. Several Tied 2
Matthew Highmore 7	Victor Ejdsell 3	
Carl Dahlstrom 7	Kyle Beach 3	<b>Defenseman Goals</b>
8. Bryan Bickell 6	Petri Kontiola 3	1. Cody Franson 6
9. Petri Kontiola 5	6. Ryan Hartman 2	2. Carl Dahlstrom 3
Kris Versteeg 5	Carl Dahlstrom 2	Stephen Johns 3
	8. Several Tied 1	4. Several Tied 1
<b>Penalty Minutes</b>	<b>Power-Play Assists</b>	<b>Defenseman Assists</b>
1. Mike Blunden 35	1. Adam Clendening 10	1. Viktor Svedberg 9
2. Andreas Martinsen 32	2. Chris DiDomenico 7	2. Carl Dahlstrom 7
3. Colin Fraser 28	3. Martin St. Pierre 5	Cody Franson 7
4. P.C. Labrie 28	4. Bryan Bickell 3	4. Niklas Hjalmarsson 4
5. Viktor Svedberg 26	Brian Connelly 3	Ville Pokka 4
6. Gavin Morgan 24	6. Troy Brouwer 2	Stephen Johns 4
7. Chris DiDomenico 22	Niklas Hjalmarsson 2	7. Brian Connelly 3
8. Danny Bois 20	Petri Kontiola 2	Jim Fahey 3
9. Kyle Greentree 19	Ville Pokka 2	9. Several Tied 2
	Kris Versteeg 2	
<b>Overtime Points</b>		
1. Victor Ejdsell 2		
2. Stephen Johns 1		

# IceHogs Playoff Penalty Shot/Hat Trick Records

## All-Time Playoff Penalty Shot Records

<u>Shooter</u>		<u>Goaltender</u>		<u>G/NG</u>	<u>Date</u>
Victor Ejdsell	Game Four	Eric Comrie	vs Manitoba	G	5/11/18

## All-Time Playoff Hat Tricks

<u>Player</u>	<u>Date</u>	<u>Opponent</u>	<u>Round, Game</u>
<i>No Calder Cup Playoff Hat Tricks</i>			

---

## AHL Playoff Penalty Shot Records

<u>Shooter</u>		<u>Goaltender</u>		<u>G/NG</u>	<u>Date</u>
Victor Ejdsell	Game Four	Eric Comrie	vs Manitoba	G	5/11/18

## AHL Playoff Hat Tricks

<u>Player</u>	<u>Date</u>	<u>Opponent</u>	<u>Round, Game</u>
<i>No Calder Cup Playoff Hat Tricks</i>			



Victor Ejdsell converted on a penalty shot in Game 4 of the IceHogs' 2018 second-round playoff series vs. Manitoba to help sweet the series and send the IceHogs to the Western Conference Finals for the first time in AHL history.

# IceHogs Multi-Point Games (Playoffs)

## AHL

Player	Total	2pt	3pt	4pt	5pt	6pt	7pt	2g	3g	4g	5g
Martin St. Pierre	5	4	1								
Chris DiDomenico	5	3	2								
Adam Clendening	4	4									
Victor Ejdsell	4	3	1					2			
Stephen Johns	3	3									
Kris Versteeg	3	3									
Mike Blunden	2	2									
Troy Brouwer	2	2						2			
Phillip Danault	2	2						1			
Carl Dahlstrom	2	2									
Cody Franson	2	2						1			
Matthew Highmore	2	2									
Luke Johnson	2	2									
Brandon Mashinter	2	1	1					1			
Spencer Abbott	1	1						1			
Kyle Beach	1	1						1			
Bryan Bickell	1	1									
Brian Connelly	1	1									
Jake Dowell	1	1									
Jim Fahey	1	1									
Niklas Hjalmarsson	1	1									
Tanner Kero	1	1									
Petri Kontiola	1	1						1			
Anthony Louis	1	1									
Derek Nesbitt	1	1									
Ville Pokka	1	1									
Peter Regin	1	1									
Garret Ross	1	1									
Tyler Sikura	1	1									
Viktor Svedberg	1	1									

## IceHogs Win/Loss Records

## All-Time Playoffs:

### GAMES PLAYED

ALL-TIME:	94
AHL:	44

### HOME OVERTIME RECORD

ALL-TIME:	3-4
AHL:	1-2

### TIED AFTER 2 PERIODS

ALL-TIME:	10-5
AHL:	3-3

### HOME GAMES PLAYED

ALL-TIME:	39
AHL:	17

### ROAD OVERTIME RECORD

ALL-TIME:	1-4
AHL:	1-2

### WHEN SCORING FIRST

ALL-TIME:	30-9
AHL:	10-4

### ROAD GAMES PLAYED

ALL-TIME:	42
AHL:	19

### WHEN LEADING AFTER 1 PERIOD

ALL-TIME:	16-4
AHL:	3-3

### WHEN OPPONENT SCORES FIRST

ALL-TIME:	10-32
AHL:	6-16

### RECORD OVERALL

ALL-TIME:	44-45
AHL:	20-24

### TRAILING AFTER 1 PERIOD

ALL-TIME:	5-24
AHL:	2-13

### WHEN OUT-SHOOTING OPPONENTS

ALL-TIME:	20-14
AHL:	8-9

### HOME

ALL-TIME:	20-13
AHL:	3-8

### TIED AFTER 1 PERIOD

ALL-TIME:	18-13
AHL:	10-4

### WHEN OUT-SHOT BY OPPONENTS

ALL-TIME:	19-26
AHL:	8-11

### ROAD

ALL-TIME:	11-24
AHL:	4-8

### WHEN LEADING AFTER 2 PERIODS

ALL-TIME:	25-3
AHL:	10-1

### WHEN SHOTS ARE EVEN

ALL-TIME:	2-1
AHL:	1-0

### RECORD IN OVERTIME OVERALL

ALL-TIME:	4-8
AHL:	2-4

### TRAILING AFTER 2 PERIODS

ALL-TIME:	3-33
AHL:	1-16

# IceHogs All-Time Playoff Win/Loss Record

## All-Time Record

BY TEAM						BY GAME				
	Overall	Home	Away	Overtime	2+OT		Overall	Home	Away	Overtime
Chicago Wolves	6-4	3-1	3-3	0-0	1-0	<b>Game 1</b>	3-5	3-2	0-3	0-0
Grand Rapids Griffins	1-4	1-2	0-2	0-1	0-0	<b>Game 2</b>	2-6	1-2	1-4	1-1
Houston Aeros	4-1	1-1	3-0	0-1	0-1	<b>Game 3</b>	4-4	2-3	2-1	1-0
Lake Erie Monsters	0-3	0-2	0-1	0-0	0-0	<b>Game 4</b>	4-2	3-2	1-0	1-1
Manitoba Moose	4-0	2-0	2-0			<b>Game 5</b>	3-0	1-0	2-0	0-0
Milwaukee Admirals	0-4	0-2	0-2	0-0	0-0	<b>Game 6</b>	0-2	0-1	0-1	0-1
Texas Stars	5-8	3-3	2-5	2-3	0-0	<b>Game 7</b>	0-1	0-0	0-1	0-0

RECORD IN SERIES ELIMINATION GAMES					RECORD IN SERIES CLINCHING GAMES				
	Overall	Home	Away	OT		Overall	Home	Away	Overtime
<b>Game 3</b>	0-1	0-0	0-1	0-0	<b>Game 3</b>	2-0	1-0	1-0	2-0
<b>Game 4</b>	0-2	0-2	0-0	0-0	<b>Game 4</b>	1-0	1-0	0-0	0-0
<b>Game 5</b>	0-0	0-1	0-0	0-0	<b>Game 5</b>	1-0	0-0	1-0	0-0
<b>Game 6</b>	0-1	0-0	0-1	0-1	<b>Game 6</b>	0-1	0-1	0-0	0-0
<b>Game 7</b>	0-1	0-0	0-1	0-1	<b>Game 7</b>	0-1	0-0	0-1	0-0
<b>Totals</b>	<b>0-4</b>	<b>0-2</b>	<b>0-2</b>	<b>0-1</b>	<b>Totals</b>	<b>4-2</b>	<b>2-1</b>	<b>2-1</b>	<b>2-0</b>

# IceHogs Win/Loss Records

All-Time Playoffs:

## Monthly Record:

April: 10-12  
May: 10-12  
June: 0-0

## Record In:

1-goal games: 6-5  
2-goal games: 4-7  
3-goal games: 5-4  
4-goal games: 1-2  
5+-goal games: 0-1

## When Scoring:

0 goals: 0-1  
1 goal: 0-11  
2 goals: 3-5  
3 goals: 5-3  
4 goals: 4-1  
5 goals: 3-1  
6 goals: 1-0  
7 goals: 0-0  
8 goals: 0-0  
9 goals: 0-0  
10 goals: 0-0

## Daily Record

Sunday: 2-3  
Monday: 0-1  
Tuesday: 1-3  
Wednesday: 2-2  
Thursday: 3-3  
Friday: 6-1  
Saturday: 2-4

## Record in Back-to-Back Games

Game 1: 5-3  
Game 2: 5-3  
Game 3: 0-1  
Game 4: 0-0  
Overall: 10-7

## When Allowing:

0 goals: 0-0  
1 goal: 9-1  
2 goals: 4-2  
3 goals: 2-5  
4 goals: 0-6  
5 goals: 0-4  
6 goals: 0-2  
7 goals: 0-0  
8 goals: 0-0  
9 goals: 0-0  
10 goals: 0-0



# Team History



## 22 YEARS OF ICEHOGS HOCKEY

MARCH 3, 1998: United Sports Venture launches a ticket drive to gauge interest in professional hockey in Rockford.

AUG. 9, 1998: USV and the MetroCentre announce an agreement to bring hockey to Rockford.

NOV. 30, 1998: Kevin Cummings is named the franchise's first General Manager.

DEC. 17, 1998: The team name is narrowed to 10 names during a name the team contest, including the Rhinos, Rockets, Ice Rangers, Mighty Oaks and Roughnecks.

MARCH 25, 1999: IceHogs is chosen as the team name and the logo is unveiled.



JUNE 7, 1999: USV purchases the rights to the Thunder Bay Thunder Cats of the United Hockey League. Upon the sale, the UHL Board of Governors approves the relocation to Rockford.

JULY 22, 1999: The IceHogs sign their first three players: Jason Firth, J.F. Rivard, and Wayne Strachan.

AUG. 9, 1999: Hamilton E. Hog is selected from Ken Essington's Hog Farm and introduced as the IceHogs official mascot.

AUG. 30, 1999: Dale DeGray is named the first head coach and Scott Burfoot is hired as his assistant.

OCT. 5, 1999: The IceHogs open their first training camp.

OCT. 7, 1999: Fans get their first look at the Ice-

Hogs during an intra-squad game at Riverview Icehouse.

OCT. 15, 1999: Eighteen months after the first announcement, the IceHogs win their inaugural game 6-2 over the Knoxville Speed in front of 6,324 fans at the MetroCentre.

OCT. 20, 1999: J.F. Rivard turns away 32 Madison shots in recording Rockford's first ever shutout, a 3-0 win.

NOV. 1, 1999: IceHogs complete the first trade in team history, acquiring defenseman David Mayes from the Port Huron Border Cats for winger Bruce Watson and a player to be named later. Jeff Blum was later sent to Port Huron to complete the deal.

NOV. 9, 1999: Goaltender J.F. Rivard notches the first IceHogs award when he is named UHL's Goaltender of the Week. Rivard locked up his 100th career win and added to his UHL record shutout count during the week.

NOV. 16, 1999: J.F. Rivard is named the UHL's Goaltender of the Week for the

second straight week after finishing 2-0-0 with a 2.00 GAA.

DEC. 1, 1999: The awards continue for Rockford as Jason Firth is named the Sher-Wood UHL Player of the Month for November. Firth racked up 24 points in 12 games.

DEC. 10, 1999: Rockford allows 10 goals for the first time in franchise history in a 10-5 loss at Quad City.

DEC. 21, 1999: Jason Firth becomes the first IceHogs player to receive the Sher-Wood UHL Player of the Week award. The center had 4 goals and 3 assists in three games.

JAN. 4, 2000: Wayne Strachan, the UHL's leading goal scorer from 1998-99, joins the Hogs after pursuing a job outside of hockey.

FEB. 2, 2000: Jason Firth and Mike Figliomeni are the first two IceHogs named to the UHL All-Star Game in Muskegon, Mich.

FEB. 5, 2000: Rockford scores a franchise-record 10 goals in Muskegon, a 10-7 win over the Fury. The

combined 17 goals scored is also a franchise mark.

FEB. 6, 2000: Defenseman Derek Landmesser scores the fastest goal in IceHogs history when he lights the lamp six seconds into the game in Rockford's 3-2 shootout win at Madison.

MARCH 15, 2000: Scott Burfoot ends retirement and joins the IceHogs to help boost the team into the playoffs.

MARCH 22, 2000: Rockford suffers its worst loss in franchise history in Flint, falling 10-0 to the Flint Generals. The IceHogs also failed to record a shot on goal in the first period, the only shot less period in franchise history.

APRIL 4, 2000: Pat Thomason is named the UHL's Merchandise Director of the Year.

APRIL 7, 2000: The IceHogs win their first-ever playoff game 5-2 over the Madison Kodiaks at the MetroCentre.

APRIL 9, 2000: Madison eliminates the IceHogs from the playoffs 2-1 in a

### WAGON WHEEL CARDINALS, 1958-1967

In 1959, the Rock Valley Junior Association formed, giving kids a chance to play hockey in a more organized manner. What was started by the RVJA is continued today by such organizations as the Rockford Hockey Academy and the Rockford Road Runners Hockey Club.

Hockey in Rockford took on more of a professional air with the formation of the Wagon Wheel Cardinals. The team was named after the Wagon Wheel Ice Palace in Rockton, which was part of a resort built in 1936. For years, the Ice Palace was home to collegiate hockey teams including Notre Dame, Air Force, and Northern Illinois. The Cardinals played in

the Illinois Ice Hockey League from 1958-1963, winning the league championship five times. They also played the U.S. National team twice in 1962 along with the British National team.

After their successful run in the IHL, the Cardinals moved up to the more competitive North Central Hockey League in 1964, playing one season. They took the next two years off and re-organized in 1967 before finally hanging it up a year later.

-- From "Far Side of the Pond" column on icehogs.com, Chad Hubner



# 22 YEARS OF ICEHOGS HOCKEY

best-of-three first round, with a 5-2 win at the Dane County Coliseum.

APRIL 11, 2000: Jason Firth and Mike Figliomeni are named second-team UHL All-Stars.

OCT. 3, 2000: The IceHogs open their second training camp at the Riverview Icehouse with seven returning players and second-year coach Dale Degray.

OCT. 13, 2000: The IceHogs start the 2000-01 season with a 2-0 loss to the Quad City Mallards in front of a franchise record 7,389 fans.

DEC. 31, 2000: Rockford and the Kalamazoo Wings combine for 101 shots on goal, an IceHogs record, in a 7-3 loss.

MARCH 26, 2001: Team MVP Nick Checco, alternate captain Steve Dumonski, Curtis Bois and Justin Kerns miss the final four games of the 2001-02 season after being injured in an automobile accident.

APRIL 1, 2001: Despite making a 4-2-0 run to finish the season, including a 4-1 win over the Muskegon Fury in the final regular season game, Rockford misses the playoffs in its second season.

MAY 8, 2001: Head Coach Dale DeGray's contract is not renewed following two seasons in the Forest City.

JUNE 19, 2001: The IceHogs appoint Scott Bell as the second head coach in team history.

JULY 25, 2001: The original "Voice of the Hogs" and UHL 2000-01 Broadcaster of the Year, Kevin Bartl, leaves after two years in Rockford to take a job with the Bakersfield Condors (WCHL). Mike Kalinowski is later named to replace him.

OCT. 1, 2001: The IceHogs open their training camp at the Carlson Ice Arena.

OCT. 12, 2001: The IceHogs begin their third season with a 3-2 loss to

Missouri at the Rockford MetroCentre. But a night later the IceHogs get revenge with a 5-3 win in Missouri's home opener.

NOV. 16, 2001: Rockford falls 9-0 at the MetroCentre to the Quad City Mallards, the worst home loss in team history.

JAN. 5, 2002: The IceHogs end a 15-game road losing streak, the longest in franchise history, with a 6-5 win at Knoxville.

FEB. 19, 2002: The First Annual Guns N' Hoses Cup takes place at the MetroCentre between Rockford area firefighters and police officers.

MARCH 27, 2002: The IceHogs and the Kalamazoo Wings are not whistled for a single penalty in the IceHogs' 4-3 shootout loss at the MetroCentre, the only time in IceHogs history that neither team has spent time in the penalty box.

MARCH 29, 2002: In the final home game of the

regular season, Rockford falls 5-4 to the Quad City Mallards in front of a franchise-record crowd of 7,420 at the MetroCentre.

MARCH 30, 2002: The season comes to a close with a 6-3 loss to Missouri in St. Charles. Rockford's strong finish to the season is overshadowed by a slow start. The Hogs win nine of their final 12 games but complete the season with a franchise-worst 27-41-6 record and miss the playoffs for the second straight season.

JUNE 17, 2002: GM Kevin Cummings resigns after taking a job with the Worcester IceCats (AHL). Assistant General Manager Ryan Washatka is named the interim general manager.

JUNE 25, 2002: The IceHogs corporate offices move from the Hog Barn on East Riverside to the Rockford Trust Building in downtown Rockford.

AUG. 2, 2002: The IceHogs drop the "interim" from Ryan Washatka's role as general manager and name Brian Hayes as assistant general manager.

AUG. 6, 2002: The IceHogs announce "Blockbuster Hockey" as the 2002-03 marketing campaign.

SEPT. 30, 2002: The fourth season gets under way with the start of training camp at the MetroCentre.

OCT. 11, 2002: For the second straight year, the IceHogs open the season with a 3-2 home loss to the Missouri River Otters at the MetroCentre.

OCT. 23, 2002: The IceHogs announce the franchise has been acquired by Tri-Vision Sports, LLC, a local group comprised of Rockford business leaders

## ROCKFORD ICEHOGS OWNERS

United Sports Ventures, a New York-based ownership group which owned several minor league franchises in multiple sports, brought professional hockey to Rockford. United Sports Ventures, which owned wildly successful teams in Moline, Ill. and St. Charles, Mo., was instrumental in the rapid growth of the United Hockey League in the late 1990s and early 2000s. In 2002, a group of Rockford business leaders bought the team and ownership has since remained local. In April of 2021, the Chicago Blackhawks, the City of Rockford, the Rockford Area Venues and Entertainment Authority (RAVE) and the Illinois Department of Commerce and Economic Opportunity (DCEO) announced a \$23 million multi-year capital project to revitalize the BMO Harris Bank Center and laid the groundwork for the acquisition of the IceHogs by the Blackhawks. The investment secures the IceHogs' long-term presence in the Staline community through 2036.

### Ownership group

United Sports Ventures, Inc.  
Tri-Vision Sports, LLC  
Dr. Kris Tumilowicz  
Dr. Kris Tumilowicz and Craig Drektrah  
Rockford Metropolitan Exposition, Auditorium  
and Office Building Authority  
Chicago Blackhawks

### Tenure

1998-2002  
2002-2004  
2004-2005  
2005-2007  
2007-2021  
2021-Present



# 22 YEARS OF ICEHOGS HOCKEY

Jim McIlroy, Jeff Smith and Dr. Kris Tumilowicz.

OCT. 30, 2002: The IceHogs move into a first-place tie with a win over the Quad City Mallards.

NOV. 16, 2002: The IceHogs take sole possession of first place after knocking off the defending Colonial Cup Champions Muskegon Fury.

DEC. 18, 2002: Center Jeff Antonovich scores a pair of goals to beat the Kalamazoo Wings and record his 500th career point.

JAN. 8, 2003: Steve Cygan, Matt Loen and Erik Wendell set a franchise record with a +6 in a 6-2 win over the Muskegon Fury.

JAN. 13, 2003: Steve Cygan receives UHL's Sher-Wood Player of the Week award for Week 14.

JAN. 14, 2003: Cygan becomes the IceHogs single-season rookie record holder in goals (17), assists (26), and points (43).

JAN. 21, 2003: Rockford's crowd of 6,061 against Quad City is the largest of the season and sixth-largest in team history.

JAN. 24, 2003: Veteran winger Raitis Ivanans records his 900th career penalty minute at Quad City.

FEB. 7, 2003: Veteran center Scott Burfoot rejoins the IceHogs for his second stint as a player.

FEB. 11, 2003: Defenseman Rob Vessio becomes the eighth rookie on the IceHogs 2002-03 roster.

FEB. 13, 2003: Scott Bell is fired as head coach and director of hockey operations; Scott Burfoot takes over as interim head coach.

ILLINOIS CITIES CURRENTLY HOSTING PROFESSIONAL HOCKEY City (team)	Seasons (first year)
Chicago (Blackhawks)	95 seasons (1926)
Peoria (Rivermen/Prancers/Blades)	48 seasons (1972)
Rosemont (Chicago Wolves)	27 seasons (1994)
<b>Rockford (IceHogs)</b>	<b>22 seasons (1999)</b>

FEB. 14, 2003: Rockford wins 2-1 over Missouri River Otters to mark the first career victory for Head Coach Scott Burfoot.

MARCH 7, 2003: Goalie J.F. Rivard becomes the third IceHogs goaltender to get called up and fifth player to join an AHL team during the 2002-03 season.

MARCH 8, 2003: The IceHogs and the Muscular Dystrophy Association raise over \$62,000 with the annual jersey auction.

MARCH 10, 2003: Matt Loen is named the Sher-Wood UHL Player of the Week for Week 22.

MARCH 16, 2003: Winger Kevin Kerr plays in his 1,000th career game and sets a franchise record with goals in five straight games.

MARCH 16, 2003: Rookie center Steve Cygan has a franchise record-tying nine-game assist streak end, but ties the franchise record for consecutive games with a point (11) with a goal.

MARCH 23, 2003: The up-and-down season continues. Rockford moves over the .500 mark for the first time since Jan. 22 with a win over Missouri after starting the season 12-6-3.

MARCH 28, 2003: With a 1-0 win over Quad City, the IceHogs clinch a berth in the Colonial Cup playoffs.

MARCH 30, 2003: Center Matt Loen finishes the season as the leading scorer with 22 goals, 52 assists,

and 74 points.

MARCH 30, 2003: Despite a 2-0 loss to Fort Wayne in the final game of 2002-03, the IceHogs tie the franchise record for wins in a month with nine in March, and prepare for their second postseason appearance.

APRIL 6, 2003: The IceHogs are swept out of the Colonial Cup playoffs with a 3-2 double-overtime loss to Quad City in the best-of-five first round. It is the longest game in IceHogs franchise history. After giving up 12 goals between the first two games, goalie J.F. Rivard steps it up and sets a franchise playoff record with 55 saves.

APRIL 8, 2003: Jeremy Rebek is named to the UHL All-Star Second Team for his accomplishments during the 2002-03 season. Nick Angell and Steve Cygan are named to the UHL's All-Rookie Team.

APRIL 9, 2003: The UHL names IceHogs GM Ryan Washatka as the league's Marketing Director of the Year after successfully developing the BlockBuster Hockey season campaign.

APRIL 15, 2003: The UHL names IceHogs center Steve Cygan as the 2002-03 Rookie of the Year.

JUNE 4, 2003: The Rockford IceHogs hire Mark Bernard as head coach and director of hockey operations.

JULY 10, 2003: Kenzie Homer becomes the first

player to re-sign with the IceHogs for the 2003-04 season.

AUG. 20, 2003: The IceHogs and Rockford Park District introduce the Junior IceHogs, a youth hockey program held at the two Rockford area rinks.

SEPT. 18, 2003: Seven IceHogs signees attend AHL camps.

OCT. 7, 2003: Winger Chris Paradise joins big brother, Dave Paradise, on the Rockford squad for the 2003-04 season.

OCT. 12, 2003: Training camp opens for the fifth time at the Riverview Ice-house.

OCT. 21, 2003: The IceHogs name forward, Dave Paradise, as 2003-04 captain and Reggie Savage and Dale Junkin as alternate captains.

OCT. 24, 2003: Rockford welcomes 6,673 fans into the MetroCentre for the 2003-04 opening night game, a 3-1 loss to the Quad City Mallards. It is the second-highest opening-night crowd in franchise history.

OCT. 25, 2003: Head coach Mark Bernard earns his first career coaching win in a 3-1 win over the Missouri River Otters.

OCT. 31, 2003: Reggie Savage becomes the first player to receive an AHL call-up in 2003-04 and joins the Milwaukee Admirals.

NOV. 5, 2003: Goalie Ron-

## 22 YEARS OF ICEHOGS HOCKEY

nne Vogel is named the UHL's Goaltender of the Month for October.

DEC. 3, 2003: Kelly Miller registers the 20th hat trick in IceHogs franchise history vs. Port Huron. That same night, the IceHogs tie a pair of franchise records in the second period against Port Huron with five goals scored and eight goals combined.

DEC. 10, 2003: The Rockford IceHogs unveil the team's new official Web site at icehogs.com.

DEC. 27, 2003: A shoulder injury ends Chris Paradise's second professional season. The winger would recover and join the Odessa Jackalopes for the 2004-05 season.

JAN. 9, 2004: Veteran winger Reggie Savage scores the 1,000th goal in IceHogs history in Fort Wayne.

JAN. 16, 2004: World Wrestling Entertainment's "Mankind" Mick Foley drops the ceremonial first puck.

JAN. 16, 2004: The IceHogs set a franchise record with 25 shots on goal against Quad City in the first period.

JAN. 17, 2004: Justin Cardwell becomes the first IceHogs player in franchise

history to record hat tricks on back-to-back nights. The first came against Quad City, followed by another against Missouri the next night. For his efforts, the center earns the Week 13 Sher-Wood Player of the Week award from the UHL.

JAN. 19, 2004: IceHogs Kelly Miller assists teammate Steve Cygan in scoring in the UHL All-Stars game.

JAN. 25, 2004: The IceHogs finish the month of January with a franchise-record four hat tricks.

FEB. 10, 2004: Bob Nardella is named Sher-Wood UHL Player of the Week for Week 16.

MARCH 14, 2004: The IceHogs fall by a combined 16-2 in two weekend games, the most lopsided back-to-back losses in franchise history.

MARCH 19, 2004: General Manager Ryan Washtatka names Assistant Coach Tim Mattila the interim head coach after firing Mark Bernard in his first year.

MARCH 20, 2004: Rockford fans help the Hogs raise \$47,700 to benefit the Muscular Dystrophy Association in the Rock River Valley in the team's annual jersey auction.

MARCH 20, 2004: In Interim Head Coach Tim Mattila's first career victory, IceHogs dominate Adirondack in a five-goal win, the largest of the season for Rockford.

MARCH 27, 2004: Goalie Ronnie Vogel ties a franchise mark by picking up his 26th win of the season. The record was set by J.F. Rivard in 1999-2000 and tied by Rivard in 2000-01.

APRIL 9, 2004: The IceHogs lose to Fort Wayne to close the season in front of 5,277 fans. The team finishes 28-43-5, the second-worst mark in the five years playing in Rockford. But the 3,549 fans averaged was the second-highest in franchise history and third in the UHL in 2003-04.

JUNE 17, 2004: After nine seasons and four championships with the San Diego Gulls (WCHL/ECHL), Steve Martinson is named head coach and director of hockey operations for the IceHogs, marking the start of the most successful era in IceHogs hockey to date.

SEPT. 27, 2004: Nine IceHogs attend AHL camps.

OCT. 3, 2004: The IceHogs open 2004-05 Training Camp at the Riverview Icehouse.

OCT. 15, 2004: The IceHogs avenge an opening-night loss the year before with an 8-4 mashing of Quad City in front of 6,081 at the MetroCentre.

OCT. 18, 2004: J.C. Ruid is named UHL Player of the Week with six points.

NOV. 15, 2004: Olivier Proulx is given the UHL's Player of the Week award.

JAN. 25, 2005: With Rockford in first place, a record six IceHogs (J.F. Dufour, Nathan Lutz, Steve Pel-

letier, Olivier Proulx, J.C. Ruid and Michel Robinson) are selected to play in the UHL's All-Star Classic in Glens Falls, N.Y. Dufour, Lutz, Proulx, Ruid and Robinson all start for the Mountain Dew team. Ruid is named the game's MVP.

JAN. 31, 2005: Seamus Kotyk is named the Goalie of the Week.

FEB. 28, 2005: With six weeks left in the season, IceHogs set a franchise mark for season wins at 36. The team finishes 46-25-9 in 2004-05.

APRIL 10, 2005: The IceHogs are shut out 1-0 by Missouri in the final game of the regular season, but with a record of 46-25-9, the IceHogs finish second in the Western Division and enter the playoffs for the third time in franchise history.

APRIL 18, 2005: Steve Pelletier is named to UHL's All-Rookie Team.

APRIL 22, 2005: With a 2-1 overtime win over Kalamazoo, the IceHogs beat the K-Wings 4-2 in the best-of-seven first round for their first playoff series win.

APRIL 27, 2005: Michel Robinson becomes the second-ever IceHogs skater to nab a postseason award when he is named the UHL's Goaltender of the Year.

MAY 2, 2005: The IceHogs front office is given the UHL's Member Club of the Year, while Mike Peck is named Broadcaster of the Year and Ryan Washtatka is GM of the Year.

MAY 10, 2005: After going up 3-1 to start the semifinal round of the Colonial Cup playoffs, the IceHogs fall in three straight to Fort Wayne, including a 2-1 loss in overtime of the seventh

### JUNIOR ICEHOGS YOUTH HOCKEY

On August 20, 2003, the IceHogs, along with the Rockford Park District, established the Jr. IceHogs Youth Hockey Program. Since its inception, the program's participation has increased by 28 percent.



The program helps develop over 1,000 participants annually and is led by former IceHogs player and coach Scott Burfoot.

## 22 YEARS OF ICEHOGS HOCKEY

game.

**JUNE 15, 2005:** After buying out his partners and running the team solo for several months, Kris Tumulowicz is joined by Craig Drecktrah in the IceHogs ownership group.

**AUG. 29, 2005:** The documentary *RoadHogs* about the IceHogs adventures on the road, makes its world premier at the 10th Inning Bar and Grill in Rockford.

**SEPT. 26, 2005:** A record 13 skaters on the IceHogs preseason roster get a jump start on the season with an invitation to an AHL camp.

**OCT. 8, 2005:** In his ninth professional season, Raitis Ivanans becomes the first IceHogs player to make his NHL debut in a Montréal Canadiens game against the Toronto Maple Leafs.

**OCT. 10, 2005:** The IceHogs' seventh training camp opens at the River-view Icehouse.

**OCT. 21, 2005:** The IceHogs open the 2005-06 season with a 6-5 win over the Elmira Jackals at the Rockford MetroCentre.

**DEC. 3, 2005:** Kevin Klein becomes the second former IceHogs player to play in the NHL when he makes his debut with the Nashville Predators against the Philadelphia Flyers.

**DEC. 13, 2005:** The IceHogs sign an affiliation agreement with the NHL's Nashville Predators and AHL's Milwaukee Admirals.

**JAN. 25, 2006:** Corey Hessler, Preston Mizzi and Jason Notermann represent the IceHogs at the 2006 UHL All-Star Game in St. Charles, Mo.

**FEB. 1, 2006:** Michel Robinson is named the UHL's Goalie of the Month for January.

**FEB. 7, 2006:** Defenseman Bob Nardella joins the Italian National Team for the 2006 Olympic Winter Games in Turin, Italy.

**MARCH 2, 2006:** For the second straight month, Michel Robinson earns top goalie honors for the UHL.

**MARCH 14, 2006:** The Rockford IceHogs unveil plans for the Rockford IceHogs Charitable Foundation, an agency designed to

funnel money to non-profit organizations in the Rockford area.

**MARCH 15, 2006:** On a tour of UHL teams to raise awareness for colon cancer, Molly McMaster becomes the first and only female player in IceHogs history.

**APRIL 3, 2006:** With a 4-1 win over Muskegon, Rockford captures its first-ever division title.

**APRIL 9, 2006:** Preston Mizzi becomes the first player in IceHogs history to score four goals in a game in a dominating 8-0 win over Muskegon. The IceHogs also beat the 2004-05 mark for most wins in a season with their 47th.

**APRIL 13, 2006:** Robin Big Snake (Milwaukee Admirals) becomes the 14th IceHogs skater to get called up to the AHL in 2005-06.

**APRIL 15, 2006:** The 2005-06 regular season comes to a close with a 4-2 win over Muskegon in front of 4,048 fans. The IceHogs begin their second consecutive playoff run as Western Division champions with a final record of 48-19-9.

**APRIL 28, 2006:** The IceHogs eliminate the Fort Wayne Komets in five games in the first round of the Colonial Cup playoffs with a 2-1 win at the MetroCentre. The IceHogs avenge a semifinal loss to the Komets from 2004-05 and advance to face the Kalamazoo Wings in the semifinals.

**APRIL 24, 2006:** Matt Gens is named to the UHL's All-Rookie Team.

**MAY 9, 2006:** Rockford is named the UHL's Member Club of the Year for the second straight season.

**MAY 10, 2006:** The IceHogs fall in four games in the Semifinal Round of the Colonial Cup playoffs to the Kalamazoo Wings. It is the first time the IceHogs have been swept in a best-of-seven series and first sweep since the 2003 loss in the first round to Quad City.

**JUNE 7, 2006:** The winningest coach in IceHogs history, Steve Martinson, re-signs with the team.

**SEPT. 22, 2006:** Rockford snags the ECHL's reigning Goalie of the Year, Frederic Cloutier, from the Pensacola Ice Pilots.

**SEPT. 22, 2006:** A total of 11 Rockford IceHogs players are invited to AHL camps in 2006-07.

**OCT. 2, 2006:** The IceHogs open their 2006 training camp at the River-view Icehouse.

**OCT. 13, 2006:** The IceHogs start the season with a 4-2 loss to Fort Wayne in front of 5,736 at the MetroCentre.

**NOV. 12, 2006:** The Rockford Register Star reports that the Rockford MetroCentre will unveil plans

### 2007 COLONIAL CUP CHAMPIONS



## 22 YEARS OF ICEHOGS HOCKEY

for a major building renovation, and will pursue the purchase of an AHL team that will be affiliated with the Chicago Blackhawks.

DEC. 22, 2006: The IceHogs lose a 2-0 contest to the Chicago Hounds, dropping their record to 12-12-2. But the team began a turnaround, finishing the regular season 36-9-5.

JAN. 3, 2007: Six IceHogs are named to the UHL All-Star Classic, tying a mark set the previous season.

MARCH 5, 2007: Preston Mizzi and Kevin Ulanski are recalled to the Milwaukee Admirals (AHL). A total of 14 players skate in Rockford and with an AHL team in 2006-07, a team record.

MARCH 19, 2007: The AHL Board of Governors unanimously approve the sale and relocation of the inactive AHL franchise owned by Gardens Hockey Inc., of Cincinnati, to Rockford. The AHL's CEO Dave Andrews, along with Blackhawks GM Dale Tallon, make the announcement at a press conference in Rockford.

APRIL 7, 2007: The IceHogs finish the season 48-21-7 with a 5-0 blanking of the Chicago Hounds.

APRIL 17, 2007: Luke Fritshaw is named to the UHL's All-Rookie Team. The IceHogs co-MVPs, Frederic Cloutier and Preston Mizzi, are named second team UHL All-Stars.

APRIL 22, 2007: The IceHogs breeze past the Quad City Mallards in the first round of the Colonial Cup playoffs in five games, outscoring their Illinois rivals 21-11 in the best-of-seven set.

MAY 5, 2007: The IceHogs make their first Colonial

Cup Finals appearance after a 5-4 win in Game 5 of the semifinals against Fort Wayne.

MAY 11, 2007: In Rockford's first-ever Finals game, Matt Gens scores an overtime game-winning goal to push the IceHogs to a 3-2 win over Kalamazoo at the MetroCentre.

**MAY 24, 2007:** The Rockford IceHogs bring the first hockey championship to the Rock River Valley with a dramatic 3-1 win over the Kalamazoo Wings in Game 7 of the Colonial Cup Finals.

### AHL ERA

JULY 5, 2007: Staying with the Blackhawks organization as they move affiliate operations from Norfolk to Rockford, Mike Haviland is named the first head coach in the IceHogs' AHL history.

JULY 19, 2007: The IceHogs and Blackhawks announce that the ECHL's Pensacola Ice Pilots will be their primary 'AA' affiliate.

SEPT. 23, 2007: The IceHogs open their first-ever AHL training camp at the Riverview Icehouse.

SEPT. 26, 2007: The IceHogs unveil the new jerseys, featuring a Blackhawks logo on the shoulders and red, white and black stripes on the bottoms and sleeves.

OCT. 6, 2007: The IceHogs make their AHL debut in Moline against the Quad City Flames, a 5-1 loss. Dave Bolland scores the first goal in IceHogs AHL history.

OCT. 13, 2007: The IceHogs' first AHL win comes in Des Moines, Iowa, a 7-3 victory over the Iowa Stars. The IceHogs did not fall

below .500 again en route to a 44-26-4-6 record in their inaugural AHL season.

OCT. 26, 2007: David Bolland becomes the first IceHogs skater to get re-called to the Chicago Blackhawks.

NOV. 2, 2007: Already a month into the 2007-08 season, the AHL IceHogs make their home debut in front of a sold-out crowd of 6,436 with a 3-2 shootout loss to the San Antonio Rampage.

NOV. 20, 2007: The IceHogs open a new year-round store at Cherry Vale Mall called Hogs Headquarters.

JAN. 9, 2008: Martin St. Pierre and Cam Barker are selected to start in the AHL All-Star Classic.

MARCH 9, 2008: Jack Skille scores the first and only hat trick of the inaugural AHL season, propelling the IceHogs to a 4-3 overtime win over the Iowa Stars. The victory marks Mike Haviland's 300th career coaching win.

MARCH 24, 2008: Veteran goalie Wade Flaherty earns his 300th career win with a 4-1 victory over Milwaukee.

MARCH 27, 2008: Veteran Center Gavin Morgan is named the Rockford IceHogs' 2007-08 Man of the Year.

APRIL 3, 2008: With 88 points and 67 assists on the season, Martin St. Pierre is named a second team AHL All-Star.

APRIL 4, 2008: Adam Berti becomes the 19th IceHogs player to get recalled to the Chicago Blackhawks in 2007-08.

APRIL 5, 2008: Fueled by a 7-1 win over San Antonio on Jersey Auction Night, the IceHogs clinch their

first-ever Calder Cup Playoff berth. The IceHogs and their generous fans also raise over \$73,000, a club record.

APRIL 19, 2008: The IceHogs enter the AHL record book with a 1-0 loss to the Houston Aeros in Game 2 of the West Division Semifinals. At 86:57, the double-overtime contest is the longest scoreless game in AHL history.

APRIL 25, 2008: With three straight road wins in Houston, the IceHogs eliminate the Aeros in five games in their first Calder Cup playoff series.

MAY 9, 2008: With a 5-1 road win over the Chicago Wolves, the IceHogs break a seven-game winless streak in the Allstate Arena and take a 3-2 series lead in Game 5 of the West Division Finals.

MAY 13, 2008: The IceHogs fall 4-1 in the seventh game of the Calder Cup Division Finals against the Chicago Wolves, who go on to win two more playoff match-ups and the Calder Cup.

JULY 7, 2008: The Chicago Blackhawks hire former Rockford coach Mark Bernard to oversee their minor league operations. Bernard works from Rockford as the general manager of the IceHogs.

JULY 23, 2008: After three straight winning seasons in the AHL and two ECHL championships, Rockford coach Mike Haviland is promoted to assistant coach of the Blackhawks, his first stint in the National Hockey League as a player or coach.

JULY 24, 2008: The Boston Bruins and Chicago Blackhawks trade their top minor league point scorers in a deal that sends

## 22 YEARS OF ICEHOGS HOCKEY

2007-08 Rockford MVP Martin St. Pierre to the Boston organization for Providence's Pascal Pelletier.

JULY 30, 2008: The Chicago Blackhawks and IceHogs announce their affiliation with the Fresno Falcons of the ECHL for the 2008-09 season after the Pensacola Ice Pilots cease operations.

AUG. 1, 2008: After winning the 2008 Memorial Cup with the WHL's Spokane Chiefs, Bill Peters is named the eighth coach in IceHogs history and second in the AHL.

AUG 20, 2008: After nine years with the organization, Team President Ryan Washatka resigns to take a job with another company in the Rockford community.

SEPT. 19, 2008: Mark Bernard is named IceHogs Team President, replacing Washatka. Bernard will still serve as the team's General Manager.

SEPT. 21, 2008: The IceHogs host the Red/White Event at the Rockford MetroCentre, a day of Blackhawks training camp. More than 4,500 fans take in the event.

SEPT. 27, 2008: Rockford's 10th Anniversary season officially begins as training camp opens for the team at the MetroCentre.

OCT. 10, 2008: The IceHogs open the 2008-09 season with a 4-2 win against the Quad City Flames, marking the first professional win for head coach Bill Peters.

OCT. 26, 2008: The IceHogs win for the first time at the Allstate Arena during the regular season against the Chicago Wolves, topping their Division rival 3-2

in a shootout.

NOV. 26, 2008: Pascal Pelletier ties an IceHogs AHL franchise record with four goals in a 6-1 win over San Antonio.

DEC. 1, 2008: Pascal Pelletier is rewarded for his six-goal week as he is named the AHL's Player of the Week for Week 8. Pelletier tallies 6g-1a overall to earn the honor.

DEC. 13, 2008: Blackhawks blueliner James Wisniewski records the second hat trick by a defenseman in IceHogs history during an injury rehab stint in Rockford.

DEC. 23, 2008: The Fresno Falcons cease operations and are suspended by the ECHL. Four days later, the Gwinnett Gladiators agree to take all of the AHL and NHL contracted players from Fresno and become an IceHogs and Blackhawks affiliate for the remainder of the 2008-09 season.

JAN. 7, 2009: Petri Kontiola is named a PlanetUSA All-Star, the only IceHogs representative, and skates in the All-Star Classic on Jan. 26.

JAN. 12, 2009: Corey Crawford is named the AHL Player of the Week for his 2-0-1 record and 0.67 goals against average.

JAN. 29, 2009: Former goalie Wade Flaherty is named Blackhawks developmental goaltending coach. Flaherty is assigned to work with Blackhawks goalies in Rockford and Gwinnett.

MARCH 3, 2009: Brandon Segal becomes the third former IceHogs UHL skater to appear in an NHL game when his Tampa Bay Lightning take on the Pittsburgh

Penguins.

MARCH 4, 2009: Petri Kontiola, the IceHogs' all-time AHL scoring leader, is traded to Anaheim. He finishes his IceHogs career with 38 goals and 93 assists.

MARCH 27, 2009: The IceHogs tie their franchise record for longest shootout with 13 rounds in a 3-2 win at Houston.

APRIL 8, 2009: The IceHogs lose 5-2 in their final game against Quad City, Rockford's oldest rival, ending the all-time series at 47-50-0-10.

APRIL 10, 2009: The IceHogs set a single-season attendance record with 156,352 during the 2008-09 season, as well as setting a team-record seven sell-outs. The Hogs also post their fifth straight 40 win season, clinching a playoff spot for the fifth straight year.

APRIL 21, 2009: Former affiliates and West Division rivals, Milwaukee, eliminates the IceHogs from the Calder Cup Playoffs in a four-game sweep.

APRIL 22, 2009: Kris Versteeg is named one of the three finalists for the NHL's Calder Memorial Trophy for most outstanding rookie.

JUNE 18, 2009: Former winger Kris Versteeg is named to the NHL's 2008-09 All-Rookie team.

JULY 28, 2009: David Phillips signs an AHL contract with Rockford, becoming the first ever British born and raised player to sign on with the IceHogs.

AUG. 5, 2009: In their inaugural season, the Toledo Walleye (ECHL) is named Rockford and Chicago's fourth ECHL affiliate in

three years. The Wall-eye bring hockey back to Toledo after a two-year hiatus as the city built a new arena.

SEPT. 20, 2009: Training Camp opens for the 2009-10 Rockford IceHogs season, the team's third in the AHL and 11th overall in Rockford.

OCT. 4, 2009: Rockford opens its third AHL season with a 3-2 overtime loss to the Peoria Rivermen.

OCT. 13 and 14, 2009: The IceHogs recognize honorary team member Sydney Ives at two games at the MetroCentre one week after she passed away.

OCT. 16, 2009: Jake Dowell is named the third team captain in IceHogs AHL history.

OCT. 22, 2009: Defenseman Jassen Cullimore signs an AHL contract with Rockford, becoming the first Stanley Cup Champion to play for the IceHogs.

DEC. 30, 2009: Mark Cullen and Jack Skille are named to the AHL All-Star Game. Skille notched two assists in the game on January 19, 2009.

JAN. 10, 2010: Mike Brennan's overtime goal lifts the IceHogs over the Houston Aeros 2-1 at the Toyota Center in front of former President George H. W. Bush.

JAN. 29, 2010: For the first time, the MetroCentre ice was painted pink for the IceHogs "Pink In The Rink" Breast Cancer Awareness Night. The IceHogs raised nearly \$10,000 and defeated Peoria 4-2.

JAN. 30, 2010: Center Evan Brophey became the second IceHogs skater in

## 22 YEARS OF ICEHOGS HOCKEY

the team's history to play in 200 games with Rockford.

FEB. 12, 2010: Former IceHogs defenseman Cam Barker is traded from the Chicago Blackhawks to the Minnesota Wild in exchange for Kim Johnsson and Nick Leddy.

FEB. 15, 2010: Defenseman Jassen Cullimore appeared in his 1,000th career professional game in Rockford's 2-1 overtime win over Grand Rapids.

FEB. 27, 2010: The IceHogs host Blackhawks Night at the MetroCentre. Blackhawks' assistant coach Mike Haviland, along with former IceHogs Troy Brouwer, Colin Fraser, Niklas Hjalmarsson, Kris Versteeg, and Antii Niemi, sign autographs at the event.

FEB. 19, 2010: Center Matt Keith records the sixth hat trick in the AHL era for the IceHogs to help the Hogs beat the San Antonio Rampage 6-5.

MARCH 13, 2010: Corey Crawford becomes the winningest goalie in IceHogs history with a 6-3 win at Manitoba to give him his 70th win with the IceHogs.

MARCH 10: The Chicago Blackhawks honor the Rockford IceHogs during a game against the Phoenix Coyotes.

MARCH 25, 2010: Bracken Kearns is named the team's winner of the American Specialty/AHL Man of the Year award for his contributions to the Rockford Community in 2009-10.

MARCH 26, 2010: The IceHogs and the ECHL's Toledo Walleye announce they will extend their affiliation agreement through the 2010-11 season. The 2010-11 season will mark

the second season of the affiliation.

MARCH 27, 2010: The IceHogs raise \$29,865 during the 11th Annual Jersey Auction.

APRIL 2, 2010: Rockford clinches their sixth straight postseason berth with a 2-1 win over Lake Erie.

APRIL 3, 2010: The IceHogs set a new attendance record with 159,132 fans coming to the MetroCentre throughout the 2009-10 season. The IceHogs also set a new record by averaging 3,978 fans at every home game.

APRIL 10, 2010: The IceHogs finish the regular season with a 4-2 loss to San Antonio. The IceHogs earned a record of 44-30-3-3 and their second highest point total in the AHL era with 94 points during the 2009-10 season.

APRIL 23, 2010: The IceHogs are swept out of the playoffs in the first round by the Texas Stars with a 4-2 loss in Game Four of the West Division Semifinals.

APRIL 28, 2010: Eight IceHogs are called up to Chicago to help during the Blackhawks' playoff run.

JUNE 9, 2010: The IceHogs announce their summer street hockey initiative. Throughout the summer of 2010, IceHogs staff members, along with Hammy, made appearances at local youth clubs and taught kids the fundamentals of hockey.

JUNE 9, 2010: Ten former IceHogs players help the Blackhawks lift the Stanley Cup for the first time in 49 years. The players include Bryan Bickell, Dave Bolland, Nick Boynton, Troy Brouwer, Dustin Byfuglien, Jordan Hendry, Niklas

Hjalmarsson, Colin Fraser, Antii Niemi, and Kris Versteeg.

JUNE 29, 2010: Oak Hower, a former player from the clubs' UHL era, is named the IceHogs Team Ambassador.

JULY 2, 2010: The Blackhawks acquire center Jeff Taffe from the Florida Panthers in exchange for Marty Reasoner.

SEPT. 1, 2010: Steve Poapst is added to the IceHogs coaching staff as an assistant, making it the first time that Rockford will have three coaches behind the bench.

SEPT. 26, 2010: Rockford's 12th training camp begins at the Rockford MetroCentre.

OCT. 7, 2010: For the first time ever, the IceHogs adopt a school. At a press conference, the team announced they are adopting Hillman Elementary School for the 2010-11 season.

OCT. 8, 2010: Oink Outfitters, the IceHogs official team store, opens inside the MetroCentre.

OCT. 9, 2010: The 2010-11 season opens with a 5-2 loss to the Manitoba Moose at the Rockford MetroCentre.

OCT. 10, 2010: Featuring the names of the 2010 Chicago Blackhawks, the Stanley Cup returns to the MetroCentre, along with other NHL trophies, as Rockford tops Grand Rapids 5-4.

OCT. 19, 2010: The IceHogs announce that longtime PA Announcer Chris Toltzman is stepping down. Toltzman announced his final game on Oct. 10 and missed just one game in the IceHogs first 11 sea-

sons.

OCT. 23, 2010: After playing 238 games with Rockford, second most all-time, Evan Brophy earns his first career NHL recall to Chicago.

NOV. 25, 2010: Despite still playing on a PTO contract, veteran defenseman Garnet Exelby is named the fourth team captain during Rockford's AHL era. Exelby would sign a two-way NHL contract with Chicago on Nov. 26, 2010.

DEC. 1, 2010: It's announced that Davis Park in downtown Rockford will be the "Harris Winter Wonderland", with a 12,000-square-foot synthetic ice rink and trail.

DEC. 22, 2010: Kyle Hagel organized "Stick To Reading," a reading program at Kishwaukee Elementary School.

DEC. 23, 2010: Jeremy Morin and Nick Leddy are named to the U.S. World Junior team that will compete in the IIHF World Junior Championships.

JAN. 11, 2011: Defenseman Brian Connelly is named to the AHL All-Star Game.

JAN. 22 and 23, 2011: "Pink in the Rink" and the "IceHogs Bowl-A-Thon" help the IceHogs raise over \$30,000 for Breast Cancer Awareness and the Sydney Ives Foundation.

FEB. 9, 2011: Former IceHogs winger Jack Skille is traded by the Blackhawks along with Hugh Jessiman and David Pacan to the Florida Panthers in exchange for Michael Frolik and Alexander Salak.

FEB. 26, 2011: NHL Hall-of-Famer Bobby Hull makes an appearance at

## 22 YEARS OF ICEHOGS HOCKEY

Rockford's game against the Milwaukee Admirals.

FEB. 27, 2011: Winger Jeff Taffe ties an IceHogs franchise record with a point in his 15th straight game.

FEB. 28, 2011: Center Ryan Potulny is traded by the Blackhawks to the Ottawa Senators at the NHL Trade Deadline for Chris Campoli. Potulny would go on to lead the Binghamton Senators in postseason scoring, helping them win the 2011 Calder Cup Championship.

MARCH 13, 2011: Wearing "First Responders" themed jerseys, the IceHogs raise over \$34,000 with the annual jersey auction.

MARCH 26, 2011: With two games to spare, the IceHogs break their all-time attendance record as 5,455 fans watch Rockford top Milwaukee 3-2 in overtime behind Brian Connelly's game-winning tally.

MARCH 27, 2011: Evan Brophey breaks Rockford's all-time games played record, appearing in his 299th career game with the IceHogs, breaking Dan Davies' mark. The game would be Brophey's last in an IceHogs uniform as he was handed a seven-game suspension by the AHL for an illegal hit, covering the remainder of the season.

MARCH 28, 2011: For his generous work in the community, winger Kyle Hagel is named Rockford's "Man of the Year."

APRIL 10, 2011: Behind Jeff Taffe's overtime winner in Chicago against the Wolves, Rockford closes out the regular season winning 10 of their final 11 games, but miss the post-season for the first time in six seasons.

JUNE 6, 2011: The Blackhawks announce that Mark Bernard and the entire IceHogs coaching staff from 2010-11 have been given two-year extensions.

JULY 8, 2011: Bill Peters accepts an assistant coaching position with the Detroit Red Wings, ending his stint in Rockford as the organization's most tenured head coach.

JULY 20, 2011: Ted Dent is named the ninth head coach in IceHogs history and third during the team's AHL era. Dent spent the previous four campaigns as the club's assistant coach.

AUG. 11, 2011: BMO Harris Bank is announced as the naming rights sponsor of the Rockford MetroCentre. Moving forward, the home of the IceHogs is called the BMO Harris Bank Center.

OCT. 8, 2011: Rockford begins their 13th professional season at home against Grand Rapids. It's their fifth as the top AHL affiliate of the Chicago Blackhawks. In his return to Rockford, winger Brandon Segal scores the game winning goal in a 3-2 Rockford win.

OCT. 16, 2011: Despite recording a franchise-low 13 shots on goal, Rockford slips past the Abbotsford Heat 3-2 behind Brandon Segal's third period, tie-breaking goal.

NOV. 17, 2011: Rostislav Olesz clears waivers and Chicago assigns him to Rockford. Olesz is on a one-way contract that pays him \$3.4 million for 2011-12.

DEC. 2, 2011: Winger Rob Klinkhammer is traded to the Ottawa Senators for a future draft pick. He departs Rockford with the third most games played (242).

JAN. 3, 2012: Rookie Andrew Shaw is signed to an NHL contract by Chicago after getting selected in the 5th round of the 2011 NHL Draft.

JAN. 6, 2012: Andrew Shaw makes his NHL debut in Chicago and scores a goal. Shaw is one of just nine players from the 2011 NHL Draft to play in the NHL in 2011-12. He would finish with 12g-11a-23pts in 37 games with the Blackhawks.

JAN. 8, 2012: Defenseman Brian Connelly becomes the IceHogs all-time assist leader when he chips in his 101st career helper, surpassing Jeff DaCosta, in a 6-5 overtime win at Texas.

JAN. 27, 2012: Brian Connelly is traded by Chicago to the Calgary Flames for Brendan Morrison. Connelly finishes his IceHogs career with team records for assists (105) and points (126) by a d-man in 211 games played.

JAN. 30, 2012: Brandon Pirri represents Rockford at the 2012 All-Star Game in Atlantic City. Three days after getting traded, Brian Connelly is also at the game, but wearing an Abbotsford jersey despite never playing for the team. Connelly would join the Heat following the All-Star break.

FEB. 15, 2012: Rockford holds Peoria to just 13 shots on goal, but the Rivermen's Ben Bishop stops all 42 IceHogs shots in a 1-0 loss to Peoria at the BMO.

FEB. 21, 2012: Team Captain Brandon Segal is traded to the Tampa Bay Lightning. Rockford received Matt Formataro in a separate deal with the Norfolk Admirals. Segal would help lead Norfolk to the

2012 Calder Cup.

MARCH 22, 2012: Goalie Carter Hutton becomes the first IceHogs player to get named the AHL's Player of the Week twice in a single season. Hutton was given the honor for his play in Weeks 17 and 22.

APRIL 1, 2012: Rob Flick and Jeremy Smith begin a bench clearing brawl at 10:08 of the second period in Milwaukee. The ruckus results in 132 minutes of penalty time. Rockford would knock off the Admirals 2-1 in a shootout. Flick is suspended for three games as a result of the brawl. Shawn Lalonde and Ted Dent are each given a one-game suspension.

APRIL 7, 2012: Both of Chicago's first round draft picks from the 2011 NHL Draft, Mark McNeill and Phillip Danault, are in the IceHogs lineup in Lake Erie.

APRIL 13, 2012: Another 2-1 shootout win over Milwaukee gives the IceHogs a franchise record tying 10th win of the season against the Ads. Rockford went 10-1-0-1 against their rivals.

APRIL 14, 2012: Six of the Hogs final nine games, including a season-ending 4-3 shootout loss to Charlotte at the BMO, finish in the shootout. Rockford completes the season with a 35-32-2-7, their eighth straight winning season.

JULY 3, 2012: Four-time AHL All-Star Martin St. Pierre signs an AHL contract with Rockford, re-joining the team for the first time since 2007-08.

AUG. 23, 2012: The IceHogs announce for the first time in team history that every game, home and road, will be televised live on 23.2 Weather Now. The

## 22 YEARS OF ICEHOGS HOCKEY

station would eventually change to Antenna TV and is available with every local cable provider.

SEPT. 15, 2012: In anticipation of an NHL lock out, the Blackhawks assign 26 players to Rockford including 2011-12 regulars Nick Leddy and Marcus Kruger.

SEPT. 30, 2012: The 14th training camp in IceHogs history opens at the BMO Harris Bank Center.

OCT. 12, 2012: The IceHogs open their 14th regular season in Rosemont against the Wolves and suffer a tough-luck 1-0 shootout loss.

NOV. 16, 2012: Rockford hosts Los IceHogs Night at the BMO and knock off the Houston Aeros 2-1.

Nov. 18, 2012: In the back-end of a home-and-home series, Rockford and Houston play at the Xcel Energy Center in St. Paul, Minn. with the Aeros claiming a 3-2 win in front of 11,175.

DEC. 9, 2012: A team record 5,350 stuffed animals are donated by IceHogs fans during the Annual Teddy Bear Toss in a 2-1 loss to the Chicago Wolves.

JAN. 5, 2013: The IceHogs dropped a 5-2 decision in Toronto and the game was the final before the NHL settled their labor dispute, ending the lockout. During the lockout, Rockford went 17-16-1-1.

JAN. 13, 2013: With all the "I's" dotted and "T's" crossed, the NHL season is ready to get underway and seven IceHogs are recalled to the Blackhawks.

JAN. 17, 2013: Martin St. Pierre and Adam Clendenen are named to the Annual AHL All-Star Classic.

JAN. 19, 2013: A combined 17 goals and 230 PIMs between the IceHogs and Grand Rapids Griffins at the BMO on Pink In The Rink Night. Rockford fell 11-6, a franchise record for goals allowed. Of the team record 230 PIMs, 202 of them were handed out at 11:58 of the second period following a bench clearing brawl. Four IceHogs and two Griffins skaters were suspended as was IceHogs Head Coach Ted Dent.

FEB. 5, 2013: Down 4-1 early in the second period in Texas and mired in a six-game losing streak, Rockford battles back and tops the Stars 5-4 in a 12-round shootout. Rockford entered the game 20-23-1-1 and finished the season 22-8-1-0 from there on out.

MARCH 12, 2013: The IceHogs announce Abraham Lincoln as the theme for the 14th Annual Jersey Auction Night at Lincoln Middle School. The IceHogs held a contest at the school and the design from Madie Miller and Monica Bautista was chosen as the winner.

MARCH 13, 2013: Brandon Pirri marked three assists in Rockford's 4-3 win over the Chicago Wolves to become Rockford's all-time points leader with 149 points.

MARCH 22, 2013: Rostislav Olesz returned to the IceHogs lineup for the first time since April 1, 2012 and sustaining a knee injury. Olesz would put up 7g-12a-19pts in the final 14 games which the Hogs went 10-3-1-1.

APRIL 11, 2013: Rookie defenseman Adam Clendenen becomes the second IceHogs skater to earn an AHL postseason award as he is named a 2nd Team AHL All-Star.

APRIL 12, 2013: In what would be their 2012-13 home finale, Rockford routs the Wolves 7-3 behind a team record six points from Brandon Pirri (1g-5a), a hat trick from Ben Smith (3g-1a) and a team record +6 from Shawn Lalonde.

APRIL 19, 2013: Another offensive onslaught resulted in a team AHL record nine goals in San Antonio during a 9-3 win.

APRIL 20, 2013: In desperate need of a win to keep their postseason hopes alive, Kent Simpson in relief helped bail out the IceHogs in Texas after trailing 3-0. Rockford scored the game's final five goals, including two from Ben Smith to give him 8g-3a over the final four games. Rockford scored 24 goals over their final four games.

APRIL 21, 2013: Idle on the final day of the regular season, Rockford was officially eliminated from playoff contention when Milwaukee topped Peoria 3-0. The IceHogs become the first team in AHL history to miss the playoffs while winning 42 games.

APRIL 21, 2013: Brandon Pirri becomes the first player in IceHogs history to lead the league in scoring picking up the John B. Sollenberger Trophy. Pirri totaled 75 points, including 22g-53a.

JUNE 24, 2013: For the second time in four seasons, the Blackhawks win the Stanley Cup and the team includes 10 different former IceHogs.

JULY 9, 2013: Ted Dent is given a two-year contract extension with an option for a third season and Mark Osiecki is named Assistant Coach, replacing Steve Poapst and Ben Simon.

SEPT. 22, 2013: The IceHogs open their 15th training camp in Rockford, including seventh as the AHL affiliate of the Blackhawks.

OCT. 5, 2013: Despite not starting and replacing Antti Raanta 5:36 into the game, goalie Kent Simpson sent an IceHogs single-game record with 49 saves in a 3-1 loss in San Antonio to open the 2013-14 regular season.

OCT. 27, 2013: With the Stanley Cup in attendance, a crowd of 6,353 fans watched the IceHogs defeat the Texas Stars 4-2 at the BMO.

JAN. 3, 2014: The IceHogs honored hockey legend Scotty Bowman when they took on the Iowa Wild, falling 3-2 in a shootout.

FEB. 7, 2014: The XXII Winter Olympic Winter Games open in Sochi, Russia and six former IceHogs, including Marcus Kruger, Niklas Hjalmarsson, Antti Niemi, Petri Kontiola, Alexander Salak and Mathis Olimb, represent their countries.

FEB. 9, 2014: With his first career hat-trick, winger Jeremy Morin became Rockford's all-time leading goal scorer, surpassing Preston Mizzi (69).

FEB. 12, 2014: Playing in his second career AHL All-Star Game, Brandon Pirri notched two goals and an assist to garner MVP honors as the AHL All-Stars topped Farjestad BK (SEL) 7-2 in St. John's.

FEB. 25, 2014: Jason LaBarbera made 19 saves to pick up his seventh straight win, 4-1 in Iowa, setting an IceHogs AHL team record.

FEB. 26, 2014: Brian Connelly, Rockford's all-time



## 22 YEARS OF ICEHOGS HOCKEY

points leader among d-men is re-acquired by the Blackhawks in exchange for Brad Winchester and Zach Miskovic from the Minnesota Wild.

MARCH 1, 2014: Brandon Pirri became the first player in franchise history to notch his 200th career point when he notched a goal and an assist in Oklahoma City in a 5-4 loss to the Barons.

MARCH 2, 2014: That would prove to be Pirri's final game in an IceHogs uniform as the Hogs all-time leading point producer was traded to the Florida Panthers in exchange for a 3rd round and 5th round draft pick. Pirri became the third player in 2013-14 to get traded from Rockford to the Florida Panthers, joining Jimmy Hayes and Dylan Olsen.

MARCH 3, 2014: After leading the AHL with nine goals and 18 points in February, Jeremy Morin is named the AHL's Player of the Month.

APRIL 9, 2014: IceHogs Assistant Coach Mark Osiecki is named the head coach for the 2015 U.S. Junior National Team that will compete in the World Junior tournament in Montreal and Toronto in December 2014/January 2015.

APRIL 9, 2014: Gordon Kaye announces that he is resigning from his position of Executive Director of RAVE, including his position as head of the IceHogs business operations, but will remain with the team throughout the offseason.

APRIL 10, 2014: Defenseman Adam Clendening becomes the first IceHogs skater to get named a First Team AHL All-Star and the first defenseman since Dan Boyle in 1999 and 2000 with Louisville to get named

1st and 2nd team AHL All-Stars during his first two AHL seasons.

APRIL 18, 2014: In home game 37, the IceHogs set their franchise attendance record that would eventually hit 182,540, breaking the mark set during a 40 game schedule in 2010-11.

MAY 2, 2014: Former IceHogs Jimmy Hayes, Troy Brouwer, Petri Kontiola, Mathis Olimb, and Alexander Salak skated with their respective countries in the 2014 IIHF World Championships.

JUNE 19, 2014: The NHL's Carolina Hurricanes named former IceHogs Head Coach Bill Peters to the same position. Peters coached the IceHogs from 2008-11, including Calder Cup Playoff appearances in 2008-09 and 2009-10.

JULY 3, 2014: The American Hockey League announced today that more than \$3.6 million was raised over the course of the 2013-14 season by the AHL and its 30 member clubs for donation to various charitable causes and relief funds across North America.

JULY 10, 2014: The Rockford IceHogs were chosen for awards for excellence and service to the league. Rockford IceHogs executive director Gordon Kaye was the recipient of the James C. Hendy Memorial Award, given to the outstanding executive in the American Hockey League for 2013-14.

SEPT. 28, 2014: The IceHogs open training camp, going into their 16th overall season of professional hockey in Rockford, and eighth in the AHL as the top affiliate of the Blackhawks.

OCT. 11, 2014: The Ice-

Hogs opened up their season on the wrong foot losing 3-2 against the Chicago Wolves on home ice in front of 5,228 fans. Rookie Ryan Hartmann's opening night two-goal performance is the first by an IceHogs skater since Petri Kontiola did it in 2008-09.

OCT. 19, 2014: Goalie Michael Leighton had 28 saves in 67 minutes played to earn his first shutout of the season and 37th of his AHL career, ranking fourth in league history as the IceHogs fell to the Toronto Marlies 1-0 in the fifth round of a shootout. This marked the second time in IceHogs history that Rockford lost a shootout 1-0.

NOV. 1, 2014: The IceHogs defeated the San Antonio Rampage 5-1 to earn the victory at the AT&T Center. Rockford has started the season 7-2-0-1, matching their start from 2013-14, tying the mark for best start after 10 games in the club's AHL era.

NOV. 6, 2014: Rockford knocked off the Iowa Wild, earning their AHL franchise record seventh-consecutive win. Forward Peter Regis became the 64th former IceHog to play in the NHL as he was called up to the Blackhawks.

NOV. 8, 2014: With the IceHogs 3-1 victory over the Grand Rapids Griffins, Head Coach Ted Dent became the winningest coach in Rockford's AHL history with his 123rd victory.

NOV. 23, 2014: Goaltender Mac Carruth recorded his first-career AHL shutout on Sunday, making 23 saves in Rockford's 3-0 win over Chicago. Rockford's 14-4-0-1 record through 19 games is the club's best during the AHL era.

DEC. 6, 2014: The Ice-

Hogs came up short 4-0 versus the Grand Rapids Griffins in the annual Teddy Bear Toss night. At the conclusion of the game 2,259 stuffed animals were collected in which all which were donated to local charities.

DEC. 16, 2014: Rockford recorded a franchise record 59 shots falling to the Iowa Wild by the score of 5-1.

JAN. 2, 2015: 2012 first-round pick Teuvo Teravainen became the 68th different IceHogs player to skate in the NHL after playing in Rockford.

JAN. 9, 2015: Despite dropping the contest 1-0 to the Milwaukee Admirals in overtime, goalie Michael Leighton set an IceHogs franchise record with a shutout streak of 187:29 spanning four games.

JAN. 23, 2015: With the IceHogs 3-0 victory over the Utica Comets, it was just the second time in franchise history, that Rockford recorded shutouts in back-to-back games.

JAN. 27, 2015: Defenseman T.J. Brennan and forward Mark McNeill were both named to the 2015 All-Star Game, with McNeill notching a hat-trick and Brennan tallying five points (1g-5a) in the contest.

JAN. 29, 2015: IceHogs All-Star defenseman Adam Clendening is dealt to the Vancouver Canucks, in exchange for defenseman Gustav Forsling.

FEB. 7, 2015: The 7-5 loss to the Milwaukee Admirals marked the first time in IceHogs franchise history that the club drew over 6,300 fans in three straight games.

FEB. 28, 2015: Forward

## 22 YEARS OF ICEHOGS HOCKEY

Phillip Danault is the fifth IceHog to record a hat-trick during the 2014-15 season, a franchise record. The Chicago Blackhawks traded both of the IceHogs most tenured defencemen, shipping T.J. Brennan off to Toronto for forward Spencer Abbott, and trading Klas Dahlbeck and a draft pick to Arizona for Antoine Vermette.

**MARCH 15, 2015:** With a 4-3 win at Allstate Arena, the Rockford IceHogs have staked claim to the Illinois Lottery Cup for the second time in its four year existence. The victory was also the fourth at Allstate Arena in 2014-15, the most in a season in Rockford's franchise history.

**MARCH 22, 2015:** The Rockford IceHogs held their 16th annual jersey auction which helped raise a record \$79,920 for local charities.

**MARCH 27, 2015:** With the 4-0 win versus the Adirondack Flames, the shut-out was goalie Michael Leighton's 41st of his AHL career, which moved him into a second-place tie with on the all-time league shootout list.

**APRIL 4, 2015:** With a decisive 7-2 victory over the Rochester Americans, the IceHogs clinched a spot in the 2015 Calder Cup Playoffs for the first time in four years.

**APRIL 11, 2015:** A 2-0 win over the Charlotte Checkers was the 22nd road victory of the season, setting a high mark in IceHogs AHL history. The IceHogs also matched their AHL-high mark in overall wins, after picking up their 44th victory.

**APRIL 18, 2015:** With the regular season concluding, Rockford set AHL

franchise records in points (99), wins (46), road wins (22), winning percentage (.651) and longest home winning streak (nine games).

**APRIL 29, 2015:** With their 3-2 overtime victory, the IceHogs won their Western Conference Quarterfinal series 3-0 and eliminated the defending Calder Cup Champion Texas Stars. With the game-winning goal in game three, defenceman Stephen Johns became the second player in Rockford history to score a series-clinching overtime goal.

**MAY 17, 2015:** In their first postseason appearance since 2010, the IceHogs fell in the Western Conference Semifinals to the Grand Rapids Griffins 4 games to 1.

**JUNE 3, 2015:** With the Chicago Blackhawks winning their third Stanley Cup Championship in six seasons, 12 former IceHogs helped raise the cup in 2015.

**JUNE 8, 2015:** The American Hockey League announces that the league and its member teams donated over \$4.4 million for charitable causes in 2014-15.

**OCT. 9, 2015:** Tanner Kero scores twice, including just 1:01 into the game, to lead the IceHogs to a 4-2 win over San Jose to start the 2015-16 season.

**OCT. 26, 2015:** Tanner Kero takes home CCM./AHL Player of the Week honors after posting, three goals, one assist, and a plus-5 rating in three games.

**OCT. 30, 2015:** Michael Leighton moves into sole

possession of second place on the AHL's all-time shutout list with a 4-0 win over Iowa. The contest marked the 42nd perfect performance in his AHL career.

**DEC. 12, 2015:** IceHogs fans donate 2,287 stuffed animals to charity as Rockford falls 4-1 to Grand Rapids on Teddy Bear Toss night.

**JAN. 3, 2016:** The Chicago Blackhawks trade Jeremy Morin, Rockford's all-time leading goalscorer, to the Toronto Maple Leafs in exchange for Richard Panik.

**JAN. 29, 2016:** Michael Leighton records his 45th career AHL shutout, tying the all-time record set by Johnny Bower. IceHogs cruise to their largest victory of the season with a 6-0 win over the Chicago Wolves.

**FEB. 2, 2016:** Three IceHogs All-Stars (Jake Dowell, Ryan Hartman, and Michael Leighton) help the Central Division capture the All-Star Tournament Championship.

**FEB. 3, 2016:** Michael Leighton earns CCM/AHL Goaltender of the Month for January, going 8-0-2 with a 1.22 GAA, .954 save percentage, and three shutouts during the month.

**FEB. 20, 2016:** Rockford takes a 4-2 win over Chicago to capture their second-straight Illinois Lottery Cup.

**MARCH 5, 2016:** Goaltender Michael Leighton sets a new AHL record with his 46th career shutout as the IceHogs take a 5-0 win over the Lake Erie Monsters.

**MARCH 8, 2016:**

Pierre-Cedric Labrie records the only hat trick of the season for Rockford in a 5-2 win over Milwaukee at the BMO Harris Bank Center.

**MARCH 20, 2016:** Mac Carruth stops 11 of 13 shots in the shootout as the IceHogs take a thrilling 2-1 shootout win over Charlotte at home. The 13-round shootout ties for the longest in IceHogs history.

**APRIL 6, 2016:** IceHogs clinch a second consecutive postseason birth with a 2-1 win over the Charlotte Checkers.

**APRIL 16, 2016:** Goaltender Mac Carruth has his franchise record 152:17 shutout streak snapped, but the IceHogs end the regular season with a 7-1 win over Milwaukee.

**APRIL 18, 2016:** Mac Carruth named CCM/AHL Player of the Week after stopping 77 of 79 shots while posting a .67 GAA and .975 save percentage.

**MAY 12, 2016:** The IceHogs announce that for the first time in team history, they have averaged over 5,000 fans per game (5,013). In addition, the team donated over \$220,000 to charitable causes in 2015-16.

**JUNE 9, 2016:** The American Hockey League Announces that teams and the league raised over \$5 million for charitable causes in 2015-16.

**JUNE 16, 2016:** IceHogs and Chicago Blackhawks announce they have extended their affiliation an additional five years through the 2021-22 season.

**JUNE 22, 2016:** Rock-

## 22 YEARS OF ICEHOGS HOCKEY

ford IceHogs Director of Business Operations Mike Peck named recipient of Ken McKenzie Award for the team executive who most successfully promotes his or her club.

OCT. 14, 2016: The IceHogs open up their 18th season of professional hockey with a tough 2-1 loss on the road against the Cleveland Monsters.

OCT. 22, 2016: In their Home Opener, the Rockford IceHogs earn a dramatic 3-2 shootout win over the Milwaukee Admirals. Spencer Abbott and Mark McNeill each scored in the shootout to secure the victory.

NOV. 12, 2016: Brandon Mashinter knocks home all three IceHogs goals to lead Rockford to a 3-0 victory over the Charlotte Checkers at the BMO Harris Bank Center.

DEC. 3, 2016: The annual Teddy Bear Toss nets 3,491 stuffed animals donated by IceHogs fans to local charities, but the Hogs fall 4-1 to Grand Rapids.

JAN. 30, 2017: Spencer Abbott helps the Central Division win the AHL All-Star Challenge for the second straight year.

FEB. 10, 2017: Sam Carrick scores with 24 seconds left in overtime to lift the IceHogs to a 3-2 win over the Milwaukee Admirals. It was the first OT win of the season for Rockford.

FEB. 28, 2017: The Chicago Blackhawks trade Mark McNeill to the Dallas Stars in exchange for Johnny Oduya. At the time of the trade, McNeill ranked second all-time in franchise history with 72 goals.

APRIL 15, 2017: The IceHogs close out the 2016-17 season with a 5-2 loss against the Iowa Wild. P.C. Labrie notched his first goal of the season for Rockford early in the third frame.

MAY 3, 2017: Six former members of the IceHogs including Nick Schmaltz, Marcus Kruger, Joakim Nordstrom, Peter Regin and Mathis Olimb represent their respective countries at the 2017 World Championships.

MAY 17, 2017: The Chicago Blackhawks named Jeremy Colliton as the IceHogs' fourth head coach in the AHL era and 10th in franchise history. Colliton replaces Ted Dent (2011-17).

JUNE 6, 2017: The American Hockey League announced that the league and its member clubs helped raise over \$5.7 million for various charitable causes and relief funds during the 2016-17 season.

JUNE 14, 2017: The Blackhawks tap 2013 Stanley Cup Champion Sheldon Brookbank as an assist coach to join Colliton and fellow assistant coach Derek King.

JULY 11, 2017: IceHogs announce the 2017-18 schedule, their 19th season of pro hockey and 11th as the AHL affiliate of the Chicago Blackhawks.

AUGUST 15, 2017: The IceHogs announce their new marketing campaign, "Our Town, Our Team." The campaign highlights the ties to the team and the Rockford community.

OCT. 7, 2017: J.F. Berube made 32 saves and for-

ward Tomas Jurco scored three points as the IceHogs opened the 2017-18 season with a 4-0 win at Cleveland.

OCT. 28, 2017: IceHogs announced that broadcaster Bob Mills has resigned his position with the club after joining Purdue University Honors College. IceHogs Director of Business Operations and former team broadcaster Mike Peck fills in as the temporary broadcaster.

NOV. 15, 2017: The IceHogs are awarded the prestigious "Commitment to Caring" community service award by SwedishAmerican, a division of UW Health. The award is the highest SwedishAmerican gives to an individual or organization in the local Rockford community.

NOV. 22, 2017: Forward Matthew Highmore nets the 58th hat trick in franchise history and the 18th in the AHL era with a three-goal performance in a 3-1 win over the Iowa Wild.

DEC. 1, 2017: Three-time Stanley Cup Champion Marian Hossa joins the IceHogs for an special night at BMO Harris Bank Center. Forward Vinnie Hinostroza scored 37 seconds into overtime for a 4-3 win.

DEC. 6, 2017: The IceHogs announce Joseph Zakrzewski as the team's new Broadcaster and Communications Coordinator.

DEC. 6, 2017: IceHogs unveil "Our Town, Our Team" featuring Rockford natives and pro athletes Jake Smolinski (MLB), Fred VanVleet (NBA) and Dean Lowry (NFL).

DEC. 28, 2017: Matthew Highmore scores his second hat trick of the season in a 6-3 win at Iowa. Goalie Collin Delia earned his first AHL win including stops on two penalty shots.

JANUARY 4, 2018: Forward Vinnie Hinostroza and defenseman Erik Gustafsson are selected to the 2018 AHL All-Star Classic in Utica, New York. Neither would participate as both were on recall to the Chicago Blackhawks.

JAN. 10, 2018: Forward William Pelletier potted his first professional hat trick and the third for the IceHogs in the 2017-18 season in a 5-2 win over the Ontario Reign in Southern California.

JAN. 18, 2018: Forward Matthew Highmore and defenseman Carl Dahlstrom are named replacements for Hinostroza and Gustafsson in the 2018 AHL All-Star Classic.

JAN. 23, 2018: Defenseman Villie Pokka sees his IceHogs consecutive games played streak come to a close. Pokka holds the all-time mark of 193 consecutive games played in an IceHogs uniform.

FEB. 10, 2018: Defenseman Carl Dahlstrom becomes the 100th IceHog player to skate in an NHL and the 75th to play with the Chicago Blackhawks.

FEB. 19, 2018: IceHogs raise over \$31,000 during their annual Pink in the Rink with proceeds benefiting breast cancer research with Swedish American Hospital.

FEB. 24, 2018: Forward

## 22 YEARS OF ICEHOGS HOCKEY

Matthew Highmore sets a new rookie IceHogs scoring record with his 21st tally of the season, passing forward Tanner Kero, in a 4-3 overtime win at Hershey.

**FEB. 28, 2018:**

Adam Clendening set the IceHogs all-time records for both points and assists by a defenseman with an assist in a 2-1 win over Texas.

**MARCH 5, 2018:**

Goalie Collin Delia is selected as the CCM/AHL Player of the Week ending March 2 with a 2-0-0 record, .50 GAA, .986 save percentage and one shutout.

**MARCH 31, 2018:**

IceHogs set a new franchise record, raising \$80,124 during the team's 19th annual jersey auction for the Bryan and Amanda Bickell Foundation on Hawaiian Night. The Rockford defeated San Jose 53.

**APRIL 2, 2018:**

Defenseman Adam Clendening is selected at the CCM/AHL Player of the Week ending April 2 with seven points (2g, 5a) in three games.

**APRIL 10, 2018:**

The IceHogs clinch a berth in the 2018 Calder Cup Playoffs with a 5-3 win at Iowa, the sixth appearance in AHL team history.

**APRIL 26-27, 2018:**

IceHogs defeat Chicago 4-3 in triple overtime of Game 3 to sweep the best-of-five first round series. Forward Victor Ejdsell scored the game-winning goal to close the contest at 117:22, the longest in IceHogs history and ninth longest in AHL history.

**MAY 11, 2018:**

IceHogs earned their seventh consecutive playoff win, setting a new team

record, with a 6-3 win over Manitoba in Game 4 of the Central Division Finals, completing their second consecutive sweep and sending the team to the Western Conference Finals for the first time in team history. Victor Ejdsell scored the IceHogs' first-ever AHL playoff penalty shot goal and goalie Collin Delia set the all-time IceHogs consecutive playoff wins mark with his seventh straight win.

**MAY 28, 2018:**

After fighting off elimination in two consecutive games, the IceHogs fall to Texas, 2-1 in overtime of Game 6 of the Western Conference Finals, to close the 2017-18 season.

**JUNE 26, 2018:**

IceHogs announced the contribution of over \$160,000 to charitable causes in the Rockford community during the 2017-18 season.

**JUNE 28, 2018:**

IceHogs agree to terms with the first alumni of the Rockford youth hockey program, defenseman Josh McArdle (Roscoe, IL).

**JULY 11, 2018:**

IceHogs announce 2018-19 schedule, the 20th season in franchise history and the 12th as the AHL affiliate of the Chicago Blackhawks.

**AUGUST 10, 2018:**

IceHogs unveil their 20th anniversary logo ahead of the 2018-19 season.

**SEPT. 5, 2018:**

IceHogs release their 2018-19 promo schedule that features Dog Days, Hockey Fights Cancer Night, Dino Night and Wizard Night.

**OCT. 5, 2018:**

IceHogs open 20th anniversary season with 4-1 setback at Cleveland.

**NOV. 6, 2018:** Head Coach Jeremy Colliton is named the Blackhawks' head coach, the 38th in team history. At the time of his appointment, Colliton became the youngest coach in the NHL (33). Assistant Coach Derek King is named the Interim Head Coach for the IceHogs after serving as an assistant the previous two seasons.

**NOV. 23, 2018:**

The IceHogs celebrate their first-ever Hockey Fights Cancer Night featuring lavender jerseys and donated over \$21,000 benefiting SwedishAmerican Foundation.

**NOV. 2, 2018:**

The IceHogs welcome the three millionth fan to BMO Harris Bank Center and celebrate a 3-2 win over San Antonio.

**DEC. 20, 2018:**

Defenseman Andrew Campbell is named team captain of the AHL's Western Conference All-Stars for the 2019 AHL All-Star Classic in Springfield, MA, the first player from Rockford to serve as captain.

**JAN. 3, 2019:**

Campbell and goaltender Collin Delia are named to the Central Division All-Stars in the 2019 AHL All-Star Classic.

**JAN. 4, 2019:**

Assistant Coach Sheldon Brookbank is promoted to assistant coach with the Blackhawks, reuniting him with Jeremy Colliton. Blackhawks Development Coach Anders Sorensen takes over as the IceHogs' new assistant coach.

**JAN. 6, 2019:**

Forward Jacob Nilsson nets a hat trick in a 6-2 win vs. Iowa.

**JAN. 26, 2019:**

The IceHogs donate over \$37,000

during Autism Awareness Night benefiting the Autism Program of Easterseals.

**FEB. 6, 2019:**

Roscoe, IL, native Josh McArdle scores his first AHL goal, the first IceHogs goal ever scored by an alumnus of the Rockford youth hockey program.

**FEB. 9, 2019:**

Celebrating it's Forest City roots, the IceHogs host Sock Monkey Night featuring the iconic doll.

**MARCH 29, 2019:**

To honor their 20th anniversary, the IceHogs host Alumni Night featuring nine former players, including former captain and 2007 UHL champion Nathan Lutz.

**MARCH 31, 2019:**

IceHogs host Wizard Night to benefit the Greg Lindmark Foundation and raise over \$70,000.

**APRIL 3, 2019:**

Forward William Pelletier is named the team's IOA/American Specialty AHL Man of the Year for his contributions to the Rockford community, including his Brovember campaign to help fight prostate cancer.

**APRIL 3, 2019:**

Defenseman Dennis Gilbert makes his NHL debut with the Blackhawks, becoming the 115th IceHog to reach the NHL.

**APRIL 14, 2019:**

IceHogs host former head coach and 2007 UHL Champion Steve Martinson along with the Colonial Cup on Fan Appreciation Night. With the Allen Americans (ECHL) during the season, Martinson became one of only three coaches to ever earn 1,000 wins.

**APRIL 14, 2019:**

Fresh from their Oscar nomina-

## 22 YEARS OF ICEHOGS HOCKEY

tion for "Minding the Gap," the IceHogs host Rockford filmmakers Bing Liu, Keire Johnson and Zack Mulligan and presented a donation to "Remedies Renewing Lives," an service that provides critical services for domestic violence and substance abuse.

APRIL 22, 2019: IceHogs sign two-time Stanley Cup champion Kris Versteeg to an AHL contract. Versteeg previously skated with the IceHogs during the 2007-08 season.

APRIL 25, 2019: Derek King has the "interim" tag removed from his title and becomes the IceHogs' full-time Head Coach with the announcement of a two-year contract with the Blackhawks.

MAY 2, 2019: Chicago Blackhawks announce a three-year extension with the Indy Fuel, the ECHL affiliate.

MAY 29, 2019: IceHogs goaltender Kevin Lankinen and alum Henri Jokiharju lead Finland to IIHF World Championship. Lankinen earned global headlines with 7-1-0 record, 1.50 GAA and .942 save percentage and impressed with a 1-0 shutout over Russia in the semifinals and made a tournament-high 43 saves vs. Canada in the Gold Medal game. Between Russia and Canada, Lankinen made 75 saves on 76 shots.

JUNE 11, 2019: AHL announces teams contributed \$6 million for charities in 2018-19 season.

JUNE 15, 2019: IceHogs six prime dates for the 2019-20 season.

JUNE 21, 2019: Blackhawks select center Kirby

Dach with the third overall pick in the 2019 NHL Entry Draft.

JUNE 22, 2019: IceHogs announce that over \$187,000 were raised during the 2018-19 season for the Rockford and Northern Illinois community.

JUNE 25, 2019: Blackhawks acquired defenseman Calvin de Haan and forward Aleksii Saarela from the Carolina Hurricanes in exchange for IceHogs alum/goaltender Anton Forsberg and defenseman Gustav Forsling.

JUNE 28, 2019: Blackhawks sign IceHogs forwards Dylan Sikura and John Quenneville to a two-year contract extensions.

JULY 1, 2019: IceHogs agree to terms with forward Tyler Sikura.

JULY 9, 2019: Five IceHogs skaters attend Blackhawks Development Camp including Brandon Hagel, Chad Kryz, Reese Johnson, Dylan McLaughlin and Philipp Kurashev.

JULY 9, 2019: Blackhawks acquire forward Alex Nylander from the Buffalo Sabres in exchange for IceHogs alum/defenseman Henri Jokiharju.

JULY 18, 2019: IceHogs agree to terms with defenseman Jake Ryczek.

JULY 21, 2019: IceHogs 2019-20 regular-season schedule, their 21st professional season in the Stateline.

AUG. 12, 2019: IceHogs donate more that \$28,000 to Autism Program of Easterseals. The IceHogs generated the funds for their donation through their annual Autism

Awareness Night on Jan. 26 vs. the Iowa Wild. For the contest, the Hogs auctioned off specialty jerseys and sold "Mystery Pucks," which featured autographs from both current Rockford IceHogs and Chicago Blackhawks players.

SEPT. 5, 2019: IceHogs unveil 2019-20 promotional schedule.

SEPT. 16, 2019: IceHogs announce that 19 alumni from the 2018-19 IceHogs season will open training camp with the Chicago Blackhawks and 25 total alumni will on the ice for camp. Forwards Alexander Fortin, Brandon Hagel, Matthew Highmore, Jacob Nilsson, Reese Johnson, Graham Knott, Philipp Kurashev, Dylan McLaughlin, Nathan Noel, Dylan Sikura and Tyler Sikura, defensemen Lucas Carlsson, Carl Dahlstrom, Dennis Gilbert, Chad Kryz and Joni Tuulola and goaltenders Collin Delia, Kevin Lankinen and Matt Tomkins skated with the IceHogs during 2018-19 season.

SEPT. 19, 2019: IceHogs announce 2019 training camp roster.

SEPT. 19, 2019: IceHogs launch all-new website with Eden Creative featuring easy navigation, streamlined ticket buying, updated and live roster and statistics pages and live game updates.

SEPT. 26, 2019: IceHogs assigned Blackhawks' 2018 first-round pick (eighth overall) Adam Boqvist.

SEPT. 27, 2019: Blackhawks recall 18 players from IceHogs to play at Boston in NHL preseason action. 12 of the 21 players on the Blackhawks' roster for the contest skated with the IceHogs

during the 2018-19 season.

OCT. 2, 2019: IceHogs name Kris Versteeg 2019-20 team captain, the 11th captain during the IceHogs' AHL affiliation and the first since Jake Dowell in 2016-17.

OCT. 4, 2019: IceHogs open 2019-20 season with 3-2 loss at Iowa.

OCT. 7, 2019: Former IceHogs goalie Michael Leighton announced his retirement after 18 pro seasons.

OCT. 12, 2019: IceHogs assigned Blackhawks' 2019 third overall pick, Kirby Dach, for conditioning. Dach tied Cam Barker as the highest-drafted skater to appear with the team.

OCT. 12, 2019: IceHogs open 2019-20 home schedule and Kirby Dach makes his pro debut in 4-2 loss vs. Grand Rapids.

OCT. 18, 2019: IceHogs earn first win of the 2019-20 season, 3-2, over the Chicago Wolves at BMO Harris Bank Center.

OCT. 20, 2019: Forward Kirby Dach makes his NHL debut with the Blackhawks, becoming the 116th IceHog to reach the NHL.

OCT. 22, 2019: Blackhawks acquire defenseman Ian McCoshen from the Florida Panthers for defenseman Ian McCoshen.

OCT. 30, 2019: Adam Boqvist, MacKenzie Entwistle and Reese Johnson each score their first professional goals in 6-2 win over San Antonio in Rockford.

NOV. 2, 2019: Defense-

## 22 YEARS OF ICEHOGS HOCKEY

man Adam Boqvist makes his NHL debut with the Blackhawks, becoming the 117th IceHog to reach the NHL.

NOV. 2, 2019: IceHogs host first-ever Dia De Los Muertos Night vs. Iowa in Rockford.

NOV. 3, 2019: Down 4-2 heading into the third period against the Chicago Wolves, forward Dylan Sikura leads the IceHogs' comeback with a third-period hat trick, part of a five-goal frame, in a 7-4 victory in Rockford. For Sikura, the accomplishment was his first pro hat trick. Forward Brandon Hagel would also score his first professional goal.

NOV. 6, 2019: IceHogs snap the Toronto Marlies' season-opening 10-game point streak in a 3-1 victory during the team's annual School Day matinee contest in Rockford. Forward Philipp Kurshev nets his first pro goal in the first meeting between the IceHogs and Marlies since the 2014-15 season.

NOV. 16, 2019: IceHogs celebrate Military Appreciation Night vs. Grand Rapids featuring free tickets for military members, camo sock giveaway and on-ice United States Air Force Oath of Enlistment ceremony. IceHogs win, 5-2.

NOV. 17, 2019: IceHogs and team captain Kris Versteeg mutually agree on release from AHL contract. Versteeg skated in six games with the club. He would head overseas to Slovakia to join his brother and help Team Canada capture the gold medal at the Spengler Cup before announcing his retirement.

NOV. 20, 2019: Blackhawks acquire veteran

forward Joseph Cramarossa from the Pittsburgh Penguins in exchange for forward Graham Knott.

NOV. 23, 2019: IceHogs fall in wild 7-6 shootout contest in Texas vs. Stars. Defenseman Adam Boqvist registered three assists and forward John Quenneville scored twice.

NOV. 29, 2019: Just before puck drop on Hockey Fights Cancer Night, the IceHogs announce that forward Tyler Sikura has been named the team captain, replacing the departed Kris Versteeg. Sikura becomes the 12th captain during the IceHogs' AHL affiliation.

NOV. 29, 2019: IceHogs host their second annual Hockey Fights Cancer Night at BMO Harris Bank Center. The evening featured lavender HFC IceHogs jerseys with blind silent auction, raffle and online auction and limited Love Your Melon beanie ticket package to fight pediatric cancer.

NOV. 29, 2019: IceHogs defeat the Chicago Wolves, 4-2, on Hockey Fights Cancer Night, to set a franchise record with its fifth consecutive win over the Wolves. The streak surpasses the previous record of four straight wins from Nov. 20 - Dec. 27, 2009. The IceHogs' longest win streak against any opponent is nine games against Milwaukee from Jan. 22, 2011 - March 13, 2012.

NOV. 30, 2019: Forward Anton Wedin makes his NHL debut with the Blackhawks, becoming the 118th IceHogs to reach the NHL.

DEC. 3, 2019: IceHogs announce that General Manager Mark Bernard

will match fans' donations during the annual Bernie's Bears stuffed animal drive.

DEC. 7, 2019: Forward Brandon Hagel nets the Teddy Bear Goal, but the IceHogs fall on Teddy Bear Toss Night, 5-2, to Milwaukee.

DEC. 9, 2019: IceHogs sign defenseman Ben Youds to a pro tryout contract. Youds originally made his pro debut with the IceHogs during the 2011-12 season and skated with the club for parts of two seasons from 2011-13.

DEC. 10, 2019: Goaltender Kevin Lankinen sets a new IceHogs AHL save record with 55 stops in a 2-1 overtime win over Milwaukee. Overall, Lankinen set new team AHL records for most saves (55), most saves in a victory (55), and most shots faced (56).

DEC. 12, 2019: IceHogs announce that they have raised a total of \$26, 874 in funds from their Hockey Fights Cancer initiatives throughout the month of November. Proceeds supported the Swedish-American Foundation, Brovember, Inc. and Love Your Melon.

DEC. 13, 2019: In their first-ever meeting, the IceHogs fall to the Belleville Senators, 5-2, at CAA Arena in Belleville, Ontario.

DEC. 17, 2019: IceHogs earn a hard-fought 3-2 shootout win over Laval Rocket in their first-ever meeting at Place Bell in Laval, Quebec. After trailing 2-0 after one period, the Icehogs rally with goals in the second and third period before forcing overtime and the shootout.

DEC. 20, 2019: IceHogs forward John Quenneville scores a goal and two assists for three points in a 4-2 win over the Texas Stars in Rockford.

DEC. 23, 2019: Forward John Quenneville skates with the Blackhawks, becoming the 119th IceHog to reach the NHL.

DEC. 24, 2019: IceHogs loan goaltender Matt Tomkins to Team Canada for the upcoming Spengler Cup.

DEC. 31, 2019: IceHogs close the decade with a 4-3 loss at Manitoba. Manitoba opened the scoring with four goals in the second period before the IceHogs pushed back with goals from Brandon Hagel, Nicolas Beaudin and Anton Wedin.

DEC. 31, 2019: Goaltender Matt Tomkins and IceHogs alum Kris Versteeg and Chris DiDomenico lead Team Canada to gold at the Spengler Cup.

JAN. 3, 2020: Goaltender Kevin Lankinen is named to the AHL All-Star Classic in Ontario, California Jan. 26-27. He is the second IceHogs goaltender to attend the event after Michael Leighton represented the club during the 2015-16 season.

JAN. 8, 2020: Brandon Hagel and Jacob Nilsson lead the IceHogs to a 4-1 over Manitoba in Rockford for the first win of a new decade.

JAN. 10, 2020: IceHogs unveil LEGO Night/Autism Awareness jerseys to be worn on Jan. 25.

JAN. 15, 2020: Defenseman Chad Kryz grabs his first pro goal in a 2-1 shootout win at Grand Rapids.

# 22 YEARS OF ICEHOGS HOCKEY

JAN. 16, 2020: Goaltender Kevin Lankinen wins the Finnish Role Model of the Year Award (nominated on Dec. 1) for his efforts to promote literacy to the youth of Finland.

JAN. 19, 2020: Goaltender Collin Delia makes 34 saves and forward Gabriel Gagne scored a goal and an assist in his team debut in a 2-0 win at Chicago.

JAN. 23, 2020: Chicago Blackhawks reward goaltender Matt Tomkins with a two-year, two-way contract that runs through the 2020-21 season, his first NHL contract after working up from multiple AHL deals and staying with the organization that drafted him in 2012 (199th overall).

JAN. 25, 2020: IceHogs celebrate Autism Awareness Night/LEGO Night presented by Lawn Care by Walter. IceHogs fall to the Milwaukee Admirals, 5-2.

JAN. 28, 2020: Goaltender Kevin Lankinen and the Central Division reach the AHL All-Star Challenge Final before falling to the Atlantic Division, 3-1.

FEB. 5, 2020: IceHogs host annual outdoor practice at Riverside Arena in Belvidere.

FEB. 6, 2020: IceHogs add veteran AHL forward Garrett Mitchell on a pro tryout contract.

FEB. 7, 2020: IceHogs honor their NHL affiliation with Blackhawks Night featuring Winter Classic-inspired jerseys and appearances by IceHogs/Blackhawks alum Brandon Bollig, Jim Cornelison, Tommy Hawk and the Blackhawks Ice Crew. In thrilling fashion, the Ice-

Hogs earn an overtime win over San Antonio, 3-2.

FEB. 15, 2020: Goaltender Collin Delia makes 27 saves in a spectacular 4-1 win over the Cleveland Monsters on his "Billionaire Strut" bobblehead night.

FEB. 16, 2020: IceHogs host 11th Annual Bowl-A-Thon at Cherry Bowl supporting Brovember, Inc.

FEB. 18, 2020: IceHogs unveil Wagon Wheel Cardinals tribute jersey for 21st Annual Jersey Auction game scheduled for March 21. The Cardinals were one of the earliest semi-pro hockey teams in the Stateline from 1958-62.

FEB. 19, 2020: IceHogs celebrate annual Bar Olympics at Savoy Lounge.

FEB. 22, 2020: Goaltender Matt Tomkins and Admirals netminder Troy Grosenick drop the gloves in a physical affair in Milwaukee. The IceHogs fall, 7-2.

FEB. 23, 2020: Defenseman Lucas Carlsson makes his NHL debut with the Blackhawks, becoming the 120 IceHog to reach the NHL.

FEB. 24, 2020: Blackhawks trade forward Nathan Noel to the Philadelphia Flyers for defenseman T.J. Brennan. Brennan returns to the IceHogs after spending time with the organization during the 2014-15 season.

MARCH 5, 2020: IceHogs announce that goaltender Kevin Lankinen will need 4-5 months of recovery after successful shoulder surgery.

MARCH 6, 2020: IceHogs host the Ethan Bell Band for Country Night at the BMO.

MARCH 8, 2020: Unaware of the future, the IceHogs skate in final of game of the 2019-20 season, a 3-2 overtime loss at Chicago.

MARCH 9, 2020: IceHogs sign forward Gabriel Gagne to AHL deal and extend defenseman Dmitry Osipov for the 2020-21 season.

MARCH 11, 2020: Defenseman Nicolas Beaudin and forward Brandon Hagel make their NHL debuts with the Blackhawks, becoming the 121 and 122 IceHogs to reach the NHL.

March 12, 2020: IceHogs and BMO Harris Bank donate over 400 drink tumblers for students at Carlson Elementary School in Rockford.

MARCH 12, 2020: American Hockey League suspends the 2019-20 season due to the COVID-19 pandemic.

MARCH 16, 2020: American Hockey League announces the season suspension will not be lifted before May.

MARCH 23, 2020: IceHogs start IceHogs Rewind, a re-broadcast of classic games from the 2019-20 season, 2018 Calder Cup Playoffs and Game of the 2007 UHL Finals during season pause.

APRIL 2, 2020: Forward Matthew Highmore and goaltender Kevin Lankinen each receive two-year contract extensions from the Chicago Blackhawks.

APRIL 3, 2020: IceHogs sign veteran Garrett Mitchell to AHL and extension through the 2020-21

season.

APRIL 3, 2020: IceHogs launch new Hometown Heroes program to celebrate essential workers, first responders and medical personnel during the COVID-19 pandemic.

APRIL 6, 2020: Goaltender Collin Delia is named the IceHogs' 2019-20 IOA/American Specialty AHL Man of the Year for his contributions to the Rockford community.

APRIL 14, 2020: Former IceHogs captain Kris Versteeg officially announces his retirement.

APRIL 28, 2020: IceHogs launch "Eat Like a Hog" campaign featuring recipes from team chefs Al and Melissa Young.

MAY 1, 2020: With thousands tuned in on Facebook and Youtube, the IceHogs re-broadcast their historical Game 7 of the 2007 UHL Colonial Cup Finals and featured a pre-game interview with the second winningest coach in North America and former IceHogs coach, Steve Martinson.

MAY 5, 2020: Led by team captain Tyler Sikura, IceHogs players join the fight vs. COVID-19 with GoFundMe fundraiser for Stateline healthcare workers. Over \$2,700 was donated including a \$1,000 donation from the players.

**MAY 9, 2020: Just over two months since the IceHogs' last game (March 8), the AHL official cancels the remainder of the 2019-20 season. The IceHogs finish the year with a 29-30-2-2 record, tied for fourth in the Central Division with Chicago with 62 points. The cancellation marks the first time**

## 22 YEARS OF ICEHOGS HOCKEY

since the formation the league in 1936.

MAY 26, 2020: NHL announces Return to Play Plan for remainder of 2019-20 season and features the Chicago Blackhawks in 24-team tournament.

JUNE 11, 2020: NHL and NHLPA agree to open training camps on July 10.

JUNE 12, 2020: IceHogs deliver Pucks and Paws Night donations to Noah's Ark Animal Sanctuary. Pucks and Paws was originally scheduled for March 29.

JULY 13, 2020: 15 IceHogs alum from the 2019-20 season join the Blackhawks training camp roster for the NHL Return to Play Plan.

JULY 25, 2020: BMO Harris Bank Center and RAVE Executive Director Troy Flynn resigns.

JULY 26, 2020: A dozen IceHogs players from the 2019-20 season join the Chicago Blackhawks play-off roster including Matthew Highmore, Brandon Hagel, John Quenneville, MacKenzie Entwistle, Philipp Kurashev, Kirby Dach, Dylan Sikura, Adam Boqvist, Lucas Carlsson, Nic Beaudin, Kevin Lankinen and Collin Delia.

JULY 30, 2020: The American Hockey League announces that the 2020-21 season will begin no earlier than Dec. 4.

AUG. 1, 2020: Blackhawks open 2020 Stanley Cup Playoffs with Game 1 of their play-in round vs. Edmonton. Blackhawks win the best-of-five series, 3-1. IceHogs alums Matthew Highmore, John Quenneville, Lucas Carlsson, Kirby Dach, David

Kampf and Adam Boqvist make their Stanley Cup Playoff debuts during the 2020 postseason.

AUG. 5, 2020: Following the AHL, the ECHL moves the 2020-21 schedule start date to Dec. 4.

AUG. 11, 2020: Blackhawks battle the Vegas Golden Knights in Game 1 of the opening round of the Stanley Cup Playoffs. The Hawks fall in the best-of-seven series, 4-1, to end their 2019-20 season.

AUG. 13, 2020: IceHogs announce 2019-20 Team Awards. Brandon Hagel earned MVP and Rookie of the Year honors, the first time in team history that one player received both awards in a single season. Matt Tomkins receives the Unsung Hero Award, Dennis Gilbert grabs the Heavy Hitter Award, MacKenzie Entwistle is the Most Improved Player and Collin Delia is the Man of the Year.

AUG. 13, 2020: AHL and teams raise \$4.8 million for charities in 2019-20.

AUG. 13, 2020: AHL announces that the 2021 AHL All-Star Classic will be moved to 2022 in Laval, Quebec.

SEPT. 8, 2020: IceHogs and BMO Harris Bank launch #BacktoSchool-withBMO to support State-line teachers.

SEPT. 23, 2020: IceHogs sign 2017-18 team Defenseman of the Year Cody Franson to a one-year AHL contract.

SEPT. 28, 2020: Blackhawks acquire IceHogs all-time leading scorer Brandon Pirri from Vegas for Dylan Sikura.

SEPT. 28, 2020: Former

IceHogs defenseman Jan Rutta becomes 26th IceHogs alumni to win the Stanley Cup while skating with the Tampa Bay Lightning.

OCT. 28, 2020: AHL announces that the start date of the 2020-21 season has been moved to Feb. 5, 2021 due to the ongoing COVID-19 public health crisis.

DEC. 15 2020: IceHogs launch the 12 Days of IceHogs Sweaters jersey giveaway campaign with BMO Harris Bank to celebrate season ticket holders during the Holiday season.

DEC. 17, 2020: IceHogs join the AHL, ECHL and NHL in the Hockey is for Everyone campaign, promoting inclusion on the ice, in locker rooms, boardrooms and stands.

DEC. 19, 2020: IceHogs host drive-thru Teddy Bear Toss and Winter Clothing Drive presented by LawnCare by Walter, Inc. at BMO Harris Bank Center. Over 1,690 stuffed toys and seven bins of winter clothes were donated to support those in need during the Holiday season. Since the team's inception, over 44,000 stuffed animals have been collected.

DEC. 30, 2020: AHL Board of Governors approve the framework of the 2020-21 AHL season.

JAN. 4, 2021: AHL announces that 28 of the 31 teams will participate in the 2020-21 season. Milwaukee, Springfield and Charlotte opt-out of the season and the IceHogs will play in a temporarily adjusted Central Division including Texas, Chicago, Cleveland, Grand Rapids and Iowa.

JAN 15, 2020: Forward Philipp Kurashev becomes the 123rd IceHogs alum to reach the NHL and the 93rd to go from Rockford to the Chicago Blackhawks.

JAN. 19, 2021: Goaltender Kevin Lankinen becomes the 124th IceHogs to play in the NHL and the 94th to go from Rockford to the Chicago Blackhawks.

JAN. 22, 2021: The AHL and the IceHogs announce their 30-game regular-season schedule spanning Feb. 5 to May 15.

JAN. 25, 2021: The IceHogs announce their 2021 training camp roster with one of the youngest teams in history featuring 18 rookies out of 29 players.

JAN. 31, 2021: Forward Reese Johnson becomes the 125th IceHogs alumni to play in the NHL and the 95th to go from Rockford to the Chicago Blackhawks.

FEB. 5, 2021: Forward Garrett Mitchell is named the 13th team captain in IceHogs history.

FEB. 6, 2021: IceHogs open 22nd season of hockey and 14th in the AHL with a 5-4 loss to the Chicago Wolves at BMO Harris Bank Center.

FEB. 23, 2021: IceHogs earn first win of 2021 season with 3-2 victory over Cleveland to snap a season-opening record six-game winless streak (0-5-1-0).

MAR. 3, 2021: IceHogs all-time leading scorer Brandon Pirri is assigned to the IceHogs from the Blackhawks to begin his first stint with the club



## 22 YEARS OF ICEHOGS HOCKEY

since 2014. He scores two goals in a 9-4 loss to Grand Rapids that night at the BMO. The IceHogs allowed an all-time record six goals against in the second period.

MAR. 7, 2021: Defense-man Wyatt Kalynuk becomes the 126th IceHogs alumni to reach the NHL and the 96th to go from the IceHogs to the Chicago Blackhawks.

MAR. 16, 2021: Goaltender Matt Tomkins makes a career-high 46 saves and forward Dylan McLaughlin records his second OT game-winning goal in as many games in a 2-1 victory at Grand Rapids.

MAR. 20, 2021: Former IceHogs forward Joseph Cramarossa returns to the NHL with the Minnesota Wild, becoming the 127th IceHogs skater to reach the NHL.

MAR. 22-21, 2021: During pregame warmups vs. Iowa, each IceHogs player wore the name of a healthcare hero or frontline worker in the Rockford community on their jersey nameplate. Each frontline hero was selected by their coworkers, peers or department for their outstanding service and dedication to the Rockford community during the pandemic. Local heroes from the Rockford Fire Department, Police Department, Winnebago County Sheriff's Office, Metro Medical Services, Mercyhealth, SwedishAmerican and OSF were represented.

MAR. 23, 2021: 2020 IceHogs Most Improved Player MacKenzie Entwistle makes his NHL debut with the Blackhawks, becoming the 128th IceHogs alum to reach the NHL and the

97th to go from the IceHogs to the Blackhawks.

APR. 7, 2021: The Chicago Blackhawks, the City of Rockford, the Rockford Area Venues and Entertainment Authority (RAVE) and the Illinois Department of Commerce and Economic Opportunity (DCEO) announced a \$23 million multi-year capital project to revitalize the BMO Harris Bank Center and laid the groundwork for the acquisition of the IceHogs by the Blackhawks. The investment secures the IceHogs' long-term presence in the Stateline community through 2036.

APR. 7, 2021: Forward Brandon Pirri moves past Mark McNeill for second all-time in IceHogs goal scoring with a hat trick performance in a 4-3 win vs. Chicago at BMO Harris Bank Center.

APR. 9, 2021: IceHogs announce Autism Awareness Month supporting The Autism Program of Easterseals. Throughout the month, the IceHogs honored Autism Awareness Month presented by Lawncare By Walter, Inc. To pay tribute, the IceHogs showcased special puzzle-piece logos on the ice at BMO Harris Bank Center for the remainder of the 2021 season and generated over \$11,000 for The Autism Program of Easterseals through special raffles and auctions on the team's website and on the mobile app.

APR. 15, 2021: After beginning the season with the Blackhawks and spending some time with the IceHogs, defenseman Ian Mitchell returns to the NHL and the Blackhawks, becoming the 129th IceHogs alumni to reach/return to the NHL and the

98th to go from Rockford to the Blackhawks.

APR. 26, 2021: Former IceHogs forward and two-time Stanley Cup Champion Andrew Shaw ends playing career after 10 seasons.

APR. 29, 2021: The AHL announces that plans for the 2021 playoffs and the start of the 2021-22 season. The Pacific Division is the only division to participate in a postseason tournament and the AHL's 86th season, with 31 clubs expected to be active, will begin on Oct. 15, 2021 and conclude Apr. 24, 2022.

MAY 1, 2021: For the first time since the COVID-19 pandemic forced the end of the 2019-20 season (422 days), the IceHogs welcome back limited fans inside BMO Harris Bank Center with 2021 Season Ticket Holders and roll to a 3-2 victory over Grand Rapids.

MAY 6, 2021: Defense-man Alec Regula becomes the 130th IceHogs alumni to reach the NHL and the 99th to go from Rockford to Chicago with his NHL debut with the Blackhawks.

MAY 15, 2021: IceHogs close 32-game 2021 season with 3-1 loss at Chicago. The IceHogs went 12-19-1-0 in the truncated season.

MAY 17-22, 2021: IceHogs announced 2021 Team Awards featuring Leading Scorer (22 points) and Most Improved Player Dylan McLaughlin, Heavy Hitter Dmitri Osipov (lead IceHogs with 46 hits), Unsung Hero D.J. Busdeker, and Rookie of the Year Isaak Phillips. Defense-man Cody Franson earned his second Ice-

Hogs Defenseman Award (2017-18) and earned the team's Most Valuable Player award.

JUN. 7, 2021: AHL Board of Governors announce schedule unification play that will see all AHL teams play 72 games starting with the 2022-23 season. For 2021-22, teams in the Atlantic, North and Central Divisions have the option of playing either 76 or 72 games with the IceHogs selecting 72 games.

JULY 1, 2021 : The AHL Board of Governors officially approves the transfer of ownership of the Rockford IceHogs AHL franchise to the Chicago Blackhawks.

JULY 7, 2021: Former IceHogs defenseman Jan Rutta becomes first alum to earn back-to-back Stanley Cup championships as he wins his second-straight title with Tampa Bay.

JULY 23, 2021: The AHL and the Rockford IceHogs announce their 72-game 2021-22 regular season schedule.

AUG. 4, 2021: The Chicago Blackhawks and the IceHogs announce Ryan Snider as the President of Business Operations for the IceHogs.

## Team AHL Firsts

### Regular Season

First Game:	10/6/07	@ Quad City 1-5 L
First Home Game:	11/2/07	vs. San Antonio SOL 2-3
First Road Game:	10/6/07	@ Quad City 1-5 L
First Win:	10/13/07	@ Iowa, 7-2 W
First Home Win:	11/3/07	vs. Manitoba, 2-1 W
First Road Win:	10/13/07	@ Iowa, 6-5 W
First Loss:	10/6/07	@ Quad City, 1-5 L
First Home Loss:	11/2/07	vs. San Antonio, 2-3 SOL
First Road Loss:	10/6/07	@ Quad City, 1-5 L
First Shootout Win:	11/9/07	vs. Grand Rapids, 6-5 W
First Shootout Loss:	11/2/07	vs. San Antonio, 2-3 SOL
First Shutout:	11/28/07	vs. Houston, 3-0 W
First Goal:	10/6/07	Goal: David Bolland; Assists: Cam Barker and Troy Brouwer, 8:59, 3rd per., @ QC, 1-5 L
First Shootout Goal:	11/2/07	Kris Versteeg vs. David Aebischer, San Antonio, 2-3 SOL
First Penalty:	10/6/07	Prestin Ryan, cross-checking, 3:30, 1st per. @ QC, 1-5 L
First Fighting Major:	10/6/07	Prestin Ryan vs. Brandon Prust @ QC, 9:57, 2nd per.
First Hat Trick:	3/9/08	Jack Skille vs. Iowa
First Shutout For:	11/28/07	Corey Crawford, 20 saves, vs. HOU, 3-0 W
First Shutout Against:	1/5/08	Tyler Weiman, 33 saves, @ RFD, 0-2 L
Youngest Player:	17 yrs, 338 days	Akim Aliu, 4/5/08 vs. San Antonio

### Playoffs

First Game:	4/18/08	vs. Houston, 3-1 W
First Home Game:	4/18/08	vs. Houston, 3-1 W
First Road Game:	4/22/08	@ Houston, 2-1 W
First Victory:	4/18/08	vs. Houston, 3-1 W
First Home Victory:	4/18/08	vs. Houston, 3-1 W
First Road Victory:	4/22/08	@ Houston, 2-1 W
First Loss:	4/19/08	vs. Houston, 0-1 2OTL
First Home Loss:	4/19/08	vs. Houston, 0-1 2OTL
First Road Loss:	5/1/08	@ Chicago, 1-4 L
First Overtime Game:	4/19/08	vs. Houston, 0-1 L) 2OT, 2:19
First Overtime Win:	4/29/15	vs. Texas, 3-2 W
First Overtime Loss:	4/19/08	vs. Houston, 0-1 2OTL
First Goal:	4/18/08	Gavin Morgan, 1:56, 2nd per. vs. Nolan Schaefer, Houston
First Shutout:	N/A	
First Shutout Against:	4/19/08	vs. Houston, 0-1 2OTL
First Playoff Series Win:	4/25/08	vs. Houston, 4 games to 1
First Championship:	No Championships	

## Team Firsts-Championship Finals (UHL)

First Finals Game:	5/11/07	vs. Kalamazoo, W 3-2 OT
First Finals Home Game:	5/11/07	Game 1 vs. Kalamazoo, W 3-2 OT
First Finals Road Game:	5/16/07	Game 1 at Kalamazoo, L 0-3
First Finals Win:	5/11/07	Game 1 vs. Kalamazoo, W 3-2 OT
First Finals Home Win:	5/11/07	Game 1 vs. Kalamazoo, W 3-2 OT
First Finals Road Win:		
First Finals Loss:	5/16/07	Game 3 at Kalamazoo, L 0-3
First Finals Home Loss:		
First Finals Road Loss:	5/16/07	Game 3 at Kalamazoo, L 0-3
First Finals Overtime Win:	5/11/07	Game 1 vs. Kalamazoo, W 3-2 OT
First Finals Overtime Loss:		
First Finals Shutout:		
First Finals Shutout/Against:	5/16/07	Game 3 at Kalamazoo, L 0-3, Ryan Nie
First Finals Goal:	5/16/07	G: Bruce Watson; A: Corey Hessler and Bryce Cockburn, 2:13, 1st per., Ryan Nie, vs. Kzoo, Game 1
First Finals Power-Play Goal:	5/16/07	G: Matt Gens; A: Jason Notermann and Nathan Lutz, 4:44, 1st OT vs. Ryan Nie, vs. Kzoo, Game 1
First Finals Short-Handed Goal:	5/19/07	G: Chaz Johnson; A: Bruce Watson, 19:19, 3rd per. at Kalamazoo vs. Ryan Nie, L 5-6
First Finals Overtime Goal:	5/16/07	G: Matt Gens; A: Jason Notermann and Nathan Lutz, PP, 4:44, 1st OT, Ryan Nie, vs. Kzoo, Game 1 First
Finals Penalty:	5/16/07	Matt Gens, cross-checking, 19:26, 2nd per. vs. Kalamazoo, Game 1
First Finals Fighting Major:	5/19/07	Kaleb Belts vs. Nick Bootland, Preston Mizzi vs. Nick Bootland and Jason Notermann vs. Tyler Willis, 18:55 3rd per., at Kalamazoo, Game 4
First Finals Hat Trick:		
First Finals Shutout For:		
First Finals Shutout Against:	5/16/07	Ryan Nie, 19 saves, Game 3 at Kalamazoo, L 0-3
First Finals Series Win:	5/24/07	Game 7 vs. Kalamazoo, W 3-1
First Finals Series Loss:	No Finals	Series Lost

# IceHogs Team Awards

---

## Most Valuable Player

07-08 Martin St. Pierre  
08-09 Tim Brent  
09-10 Mark Cullen  
10-11 Jeff Taffe  
11-12 Carter Hutton  
12-13 Brandon Pirri/Martin St. Pierre  
13-14 Jeremy Morin  
14-15 Michael Leighton  
15-16 Michael Leighton  
16-17 Brandon Mashinter  
17-18 Tyler Sikura  
18-19 Jacob Nilsson  
19-20 Brandon Hagel  
20-21 Cody Franson

## Leading Scorer

07-08 Martin St. Pierre  
08-09 Tim Brent  
09-10 Mark Cullen  
10-11 Jeff Taffe  
11-12 Brandon Pirri  
12-13 Brandon Pirri  
13-14 Adam Clendening  
14-15 Spencer Abbott  
15-16 Vince Hinostroza  
16-17 Kyle Baun  
17-18 Anthony Louis  
18-19 *Not Awarded*  
19-20 Tyler Sikura  
20-21 Dylan McLaughlin

## Best Defenseman

07-08 *Not Awarded*  
08-09 Tim Hambly  
09-10 Richard Petiot  
10-11 Brian Connelly  
11-12 Ryan Stanton  
12-13 Ryan Stanton  
13-14 Adam Clendening/Klas Dahlbeck  
14-15 Kyle Cumiskey  
15-16 Ville Pokka  
16-17 Erik Gustafsson  
17-18 Cody Franson  
18-19 Lucas Carlsson  
19-20 Lucas Carlsson  
20-21 Cody Franson

## Rookie of the Year

07-08 Jack Skille  
08-09 Pete MacArthur  
09-10 Brian Connelly  
10-11 Ben Smith  
11-12 Joe Lavin  
12-13 Adam Clendening  
13-14 Garret Ross  
14-15 Ville Pokka  
15-16 Vince Hinostroza  
16-17 Luke Johnson  
17-18 Matthew Highmore  
18-19 Dylan Sikura  
19-20 Brandon Hagel  
20-21 Isaak Phillips

## Unsung Hero

07-08 Colin Fraser  
08-09 Rob Klinkhammer  
09-10 Bracken Kearns  
10-11 Kyle Hagel  
11-12 Peter LeBlanc  
12-13 Ben Smith  
13-14 Wade Brookbank  
14-15 Peter Regin  
15-16 Jake Dowell  
16-17 Martin Lundberg  
17-18 William Pelletier  
18-19 William Pelletier & Tyler Sikura  
19-20 Matt Tomkins  
20-21 D.J. Busdeker

## Heavy Hitter

07-08 *Not Awarded*  
08-09 Bryan Bickell  
09-10 Danny Bois  
10-11 Garnet Exelby  
11-12 Phillippe Paradis  
12-13 *Not Awarded*  
13-14 Brandon Mashinter  
14-15 Cody Bass  
15-16 Mike Liambas  
16-17 Chris DeSousa  
17-18 Andreas Martinsen  
18-19 Andreas Martinsen  
19-20 Dennis Gilbert  
20-21 Dmitri Osipov

## Man Of The Year

07-08 Gavin Morgan  
08-09 Sean McMorrow  
09-10 Bracken Kearns  
10-11 Kyle Hagel  
11-12 Ben Smith  
12-13 Jimmy Hayes  
13-14 Pat Mullane  
14-15 Zach Miskovic  
15-16 Michael Leighton  
16-17 P.C. Labrie  
17-18 Collin Delia  
18-19 William Pelletier  
19-20 Collin Delia  
20-21 *Not Awarded*

## Most Improved

07-08 Bryan Bickell  
08-09 Evan Brophay  
09-10 David Phillips  
10-11 Ryan Stanton  
11-12 Ben Youds  
12-13 Klas Dahlbeck  
13-14 Terry Broadhurst  
14-15 Phillip Danault  
15-16 Kirill Gotovets  
16-17 Kyle Baun  
17-18 Collin Delia  
18-19 Dennis Gilbert  
19-20 MacKenzie Entwistle  
20-21 Dylan McLaughlin

# **IceHogs League Awards**

---

**AHL All-Star-Second Team: 2007-08**

Martin St. Pierre, Rockford-C

**AHL All-Star-Second Team: 2012-13**

Adam Clendening, Rockford-D

**AHL All-Star-First Team: 2013-14**

Adam Clendening, Rockford-D

**AHL All-Rookie Team: 2014-15**

Ville Pokka, Rockford-D

**AHL Central Division All-Star Team: 2020-21**

Cody Franson, Rockford-D

## **IceHogs Player of the Month Awards**

***AHL's Goalie of the Month***

***January-2015***

Michael Leighton 8-0-2, 1.22, .954

***AHL's Player of the Month***

***January-2015***

Michael Leighton 4-0-2, 1.05, .969

***AHL's Player of the Month***

***February-2014***

Jeremy Morin 9g-9a-18pts

***AHL's Player of the Month***

***November-2007***

Martin St. Pierre 7g-14a-21pts

# IceHogs Player of the Week Awards

---

**AHL Player of the Week**

**Week 30 - 2017-18**

Adam Clendening 2g-5a-7pts

**AHL Player of the Week**

**Week 26 - 2017-18**

Collin Delia 2-0-0, .50 GAA,  
.986 SVPCT, 1SO

**AHL Player of the Week:**

**Week 28 - 2015-16**

Mac Carruth 3-0-0, 0.67 GAA,  
.975 SPCT

**AHL Player of the Week:**

**Week 3 - 2015-16**

Tanner Kero 3g-1a-4pts +5

**AHL Player of the Week:**

**Week 5 - 2014-15**

Mark McNeill 6g-0a-6pts +4

**AHL Player of the Week:**

**Week 26 - 2012-13**

Rostislav Olesz 4g-3a-7pts +6

**AHL Player of the Week:**

**Week 14 - 2012-13**

Brandon Saad 2g-4a-6pts +2

**AHL Player of the Week:**

**Week 4 - 2012-13**

Kyle Beach 3g-2a-5pts +2

**AHL Player of the Week:**

**Week 22 - 2011-12**

Carter Hutton 2-0-0-1, 1.30  
GAA, .963 SPCT

**AHL Player of the Week:**

**Week 17 - 2011-12**

Carter Hutton 4-0-0-0, 1.25  
GAA, .960 SPCT

**AHL Player of the Week:**

**Week 14 - 2008-09**

Corey Crawford 2-0-0-1, 0.67  
GAA, .979 SPCT

**AHL Player of the Week:**

**Week 8 - 2008-09**

Pascal Pelletier 6g-1a-7pts +5

**AHL Player of the Week:**

**Week 2 - 2007-08**

Dustin Byfuglien 1g-5a-6pts +4

# **IceHogs All-Star Game Representatives**

## 2019-20 Ontario, CA

### Central Division

#### **Kevin Lankinen**

GP	W	L	SOL	GAA	Save%	Saves	GA
4	1	2	0	3.66	.700	14	6

## 2018-19 Springfield, MA

### Central Division

#### **Andrew Campbell - D**

GP	G	A	Pts.	PIM	SOG
3	0	0	0	0	1

## 2017-18 Utica, N.Y.

### Central Division

#### **Matthew Highmore - LW**

GP	G	A	Pts.	PIM	SOG
3	1	0	1	0	4

#### **Carl Dahlstrom - D**

GP	G	A	Pts.	PIM	SOG
3	0	3	3	0	0

## 2016-17 Lehigh Valley, PA

### Central Division - Tournament Champions

#### **Spencer Abbott - RW (Central Division)**

GP	G	A	Pts.	PIM	SOG
4	0	0	0	0	1

## 2015-16 Syracuse, NY

### Central Division - Tournament Champions

#### **Jake Dowell - C (Central Division)**

GP	G	A	Pts.	PIM	SOG
4	3	1	4	0	5

#### **Ryan Hartman - RW (Central Division)**

GP	G	A	Pts.	PIM	SOG
4	1	2	3	0	2

#### **Michael Leighton - G (Central Division)**

GP	W	L	SOL	GAA	Save%	Saves	GA
2	2	0	0	0.60	.929	13	1

## 2014-15 Utica, NY

### Western Conference-14 Eastern Conference-12

#### **T.J. Brennan-D (Western Conference)**

G	A	Pts.	PIM	SOG
1	4	5	0	1

#### **Mark McNeill-RW (Western Conference)**

G	A	Pts.	PIM	SOG
3	0	3	0	4

## 2013-14 St. John's, NF

### AHL All-Stars-7 Farjestad BK (SEL)-2

#### **Brandon Pirri-C (AHL All-Stars) Game MVP**

G	A	Pts.	PIM	SOG
2	1	3	0	4

## 2012-13 Providence, R.I.

### Western Conference-7 Eastern Conference-6

#### **Adam Clendening-D (Western Conference)**

G	A	Pts.	PIM	SOG
0	0	0	0	3

#### **Martin St. Pierre-C (Western Conference)**

G	A	Pts.	PIM	SOG
0	0	0	0	0

## 2011-12 Atlantic City, NJ

### Western Conference-8 Eastern Conference-7 SO

#### **Brandon Pirri-C (Western Conference)**

G	A	Pts.	PIM	SOG
0	1	1	0	3

## 2010-11 Hershey, Penn

### Eastern Conference-11 Western Conference-8

#### **Brian Connelly-D (Western Conference)**

G	A	Pts.	PIM	SOG
0	2	2	0	0

## 2009-10 Portland, Maine

### Canadian AHL All-Stars-10 PlanetUSA All-Star-9 SO

#### **Mark Cullen-C (PlanetUSA AHL All-Stars)**

G	A	Pts.	PIM	SOG
0	1	1	1	1

#### **Jack Skille-LW (PlanetUSA AHL All-Stars)**

G	A	Pts.	PIM	SOG
0	2	2	0	3

## 2008-09 Worcester, Mass

### PlanetUSA All-Stars-14 Canadian AHL All-Stars-11

#### **Petri Kontiola-C (PlanetUSA AHL All-Stars)**

G	A	Pts.	PIM	SOG
0	1	1	0	1

## 2007-08 Binghamton, NY

### Canadian AHL All-Stars-9 PlanetUSA All-Stars-8

#### **Martin St. Pierre-C (Canadian AHL All-Stars)**

G	A	Pts.	PIM	SOG
1	2	3	0	4

## 2000-01 Binghamton, NY: West-11 East-10

### **Nick Checco-LW (West Team)**

G	A	Pts.	PIM
1	0	1	0

### **Mike Figliomeni-RW (West Team)**

G	A	Pts.	PIM
0	0	0	0

## 1999-00 Muskegon, Mich.: West-7 East-3

### **Mike Figliomeni-RW (West Team)**

G	A	Pts.	PIM
0	0	0	0

### **Jason Firth-C (West Team)**

G	A	Pts.	PIM
1	0	1	0



Goaltender Kevin Lankinen represented the IceHogs and the Central Division at the 2020 AHL All-Star Classic in Ontario, California.

# **Draft Picks to Play in Rockford**

## **1st Round Picks**

<u>Player</u>	<u>Selection</u>	<u>Team</u>	<u>Year</u>
Jassen Cullimore	29th	Vancouver Canucks	1991
Dan Cloutier	26th	New York Rangers	1997
Sergei Samsonov	8th	Boston Bruins	1997
Nick Boynton	9th	Washington Capitals	1997
	21st	Boston Bruins	1999
Jeff Taffe	30th	St. Louis Blues	2000
Hannu Toivonen	29th	Boston Bruins	2002
Daniel Paille	20th	Buffalo Sabres	2002
Pierre-Marc Bouchard	8th	Minnesota Wild	2002
Hugh Jessiman	12th	New York Rangers	2003
Rostislav Olesz	7th	Florida Panthers	2004
Cam Barker	3rd	Chicago Blackhawks	2004
Jack Skille	7th	Chicago Blackhawks	2005
Kenndal McArdle	20th	Florida Panthers	2005
Ivan Vishnevskiy	27th	Dallas Stars	2006
Kyle Beach	11th	Chicago Blackhawks	2008
David Rundblad	17th	St. Louis Blues	2009
Phillippe Paradis	27th	Carolina Hurricanes	2009
Dylan Olsen	28th	Chicago Blackhawks	2009
Nick Leddy	16th	Minnesota Wild	2009
Mark Visentin	27th	Phoenix Coyotes	2010
Phillip Danault	26th	Chicago Blackhawks	2011
Mark McNeill	18th	Chicago Blackhawks	2011
Teuvo Teravainen	18th	Chicago Blackhawks	2012
Henrik Samuelsson	27th	Phoenix Coyotes	2012
Ryan Hartman	30th	Chicago Blackhawks	2013
Nick Schmaltz	20th	Chicago Blackhawks	2014
John Quenneville	30th	New Jersey Devils	2014
Henri Jokiharju	29th	Chicago Blackhawks	2017
Nicolas Beaudin	27th	Chicago Blackhawks	2018
Adam Boqvist	8th	Chicago Blackhawks	2018
Kirby Dach	3rd	Chicago Blackhawks	2019



2019 Chicago Blackhawks first-round selection Kirby Dach became the highest draft pick to play in Rockford since Cam Barker.



# Blackhawks Draft Picks to Play in Rockford



DRAFT YEAR	PLAYERS
2020	Isaak Phillips, Chad Yetman, Michael Krutil
2019	Kirby Dach, <b>Michal Teply</b> , Cole Moberg
2018	Philipp Kurashev, Adam Boqvist, <b>Nicolas Beaudin</b> , <b>Mikael Hakkarainen</b> , <b>Josiah Slavin</b>
2017	Henri Jokiharju, <b>Tim Soderlund</b> , <b>Evan Barratt</b> , <b>Andrei Altybarmakyan</b> , <b>Ian Mitchell</b>
2016	Nathan Noel, <b>Chad Kryz</b> , Blake Hillman, <b>Lucas Carlsson</b>
2015	Radovan Bondra, Joni Tuulola, Graham Knott, Dennis Gilbert
2014	Matheson Iacopelli, Nick Schmaltz, Luc Snuggerud, Dylan Sikura, Fredrik Olofsson, <b>Ivan Nalimov</b>
2013	Carl Dahlstrom, Ryan Hartman, Luke Johnson, Tyler Motte, Robin Norell, Robin Press, John Hayden, Anthony Louis
2012	Dillon Fournier, Vinnie Hinostroza, Garret Ross, Teuvo Teravainen, <b>Matt Tomkins</b>
2011	Alex Broadhurst, Adam Clendening, Phillip Danault, Klas Dahlbeck, Sam Jardine, Mark McNeill, Brandon Saad, Maxim Shalunov, Andrew Shaw
2010	Mac Carruth, Rob Flick, Justin Holl, Stephen Johns, Nick Mattson, Joakim Nordstrom, Kent Simpson
2009	David Froese, David Gilbert, Marcus Kruger, Dylan Olsen, <b>Brandon Pirri</b>
2008	Kyle Beach, Jonathan Carlsson, Joe Gleason, Shawn Lalonde, Ben Smith
2007	Akim Aliu, Joe Lavin, Maxime Tanguay
2006	Simon Danis-Pepin, Peter LeBlanc, Igor Makarov, Joe Palmer
2005	Dan Betram, Mike Blunden, Evan Brophey, Joe Charlebois, Nathan Davis, Joe Fallon, Niklas Hjalmarrsson, Adam Hobson, Jack Skille, Brennan Turner
2004	Cam Barker, Adam Berti, Bryan Bickell, Dave Bolland, Troy Brouwer, Jake Dowell, Petri Kontiola
2003	Mike Brodeur, Dustin Byfuglien, Corey Crawford
2002	James Wisniewski
2001	Matt Keith
1999	Michael Leighton

**BOLD: Played with IceHogs in 2020-21**



# IceHogs Opening Night Records

Date	Opponent	Result	Goaltender
10/6/07	at Quad City	L 1-5	Corey Crawford
10/10/08	vs. Quad City	W 4-2	Corey Crawford
10/4/09	at Peoria	OTL 2-3	Joe Fallon
10/9/10	vs. Manitoba	L 2-5	Hannu Toivonen
10/8/11	vs. Grand Rapids	W 3-2	Alec Richards
10/13/12	at Chicago	SOL 0-1	Carter Hutton
10/5/13	at San Antonio	L 1-3	A. Raanta/K. Simpson
10/11/14	vs. Milwaukee	L 2-3	Michael Leighton
10/9/15	at San Jose	W 4-2	Michael Leighton
10/14/16	at Cleveland	L 1-2	Lars Johansson
10/7/17	at Cleveland	4-0 W	J.F. Berube
10/5/18	at Cleveland	4-1 L	Kevin Lankinen
10/4/19	at Iowa	3-2 L	Kevin Lankinen
2/6/21	vs. Chicago	4-5 L	Matt Tomkins

## IceHogs Opening Night Starting Lineups

**2020-21:** Evan Barratt (C), John Quenneville (RW), Andrei Altybarmakian (LW), Cody Franson (D), Wyatt Kalynuk (D), Matt Tomkins (G)

**2019-20:** Matthew Highmore (LW), Tyler Sikura (C), MacKenzie Entwistle (RW), Lucas Carlsson (D), Joni Tuulola (D), Kevin Lankinen (G)

**2018-19:** Tyler Sikura (C), Terry Broadhurst (LW), Alex Fortin (RW), Andrew Campbell (D), Carl Dahlstrom (D), Kevin Lankinen (G)

**2017-18:** David Kampf (RW), Vinnie Hinostroza (C), Laurent Dauphin (LW), Erik Gustafsson (D), Carl Dahlstrom (D), J.F. Berube (G)

**2016-17:** Brandon Mashinter (LW), Tanner Kero (C), Mark McNeill (RW), Ville Pokka (D), Carl Dahlstrom (D), Lars Johansson (G)

**2015-16:** Garret Ross (LW), Dennis Rasmussen (C), Mark McNeill (RW), Ville Pokka (D), Erik Gustafsson (D), Michael Leighton (G)

**2014-15:** Dennis Rasmussen (LW), Joakim Nordstrom (C), Ryan Hartman (RW), Adam Clendening (D), Klas Dahlbeck (D), Michael Leighton (G)

**2013-14:** Brad Mills (LW), Brandon Pirri (C), Alex Broadhurst (RW), Adam Clendening (D), Klas Dahlbeck (D), Antti Raanta (G)

**2012-13:** Brandon Saad (LW), Marcus Kruger (C), Jimmy Hayes (RW), Ryan Stanton (D), Nick Leddy (D), Carter Hutton (G)

**2011-12:** Brandon Segal (LW), Brett McLean (C), Rob Klinkhammer (RW), Brian Connelly (D), Brian Fahey (D), Alec Richards (G)

**2010-11:** Jeff Taffe (LW), Ryan Potulny (C), Jeremy Morin (RW), Jassen Cullimore (D), Shawn Lalonde (D), Hannu Toivonen (G)

**2009-10:** Danny Bois (LW), Bracken Kearns (C), Derek Nesbitt (RW), Richard Petiot (D), David Phillips (D), Joe Fallon (G)

**2008-09:** Pascal Pelletier (LW), Petri Kontiola (C), Troy Brouwer (RW), Aaron Johnson (D), Cam Barker (D), Corey Crawford (G)

**2007-08:** Colin Fraser (LW), Gavin Morgan (C), Mike Blunden (RW), Jim Fahey (D), Cam Barker (D), Corey Crawford (G)

## Opening Night: By The Numbers

Opening Night Record/Overall:	8-12-1-1
Opening Night Record/Home:	6-7-0-0
Opening Night Record/Road:	1-5-1-1
Highest Attendance/Home:	7,389 vs. Quad City, 10/13/00
Lowest Attendance/Home:	3,585 vs. Manitoba, 10/9/10
<u>Record by Day</u>	
Friday:	6-7-0-0
Saturday:	2-5-0-1
Sunday:	0-0-1-0
Appeared in Playoffs After Opening Day Win:	7-1
Appeared in Playoffs After Opening Day Loss:	4-7



# IceHogs Alumni



# IceHogs Alumni: All-Time Numerical Roster

	<b>1</b>		Brett Skinner	13-14	Chris DeSousa	15-17	Jamie Wise	14-15
Collin Delia	17-20		Blake Kessel	13-14	Drew LeBlanc	13-15	Pat Mullane	13-14
Jason LaBarbera	13-14		Brandon Svendsen	11-13	Brandon Segal	11-12	Brandon Saad	12-13
Henrik Karlsson	12-13		Evan Brophrey	07-11	Kyle Hagel	09-11	Mathis Olimb	10-11
Jake Moreland	06-07				Ben Smith	09-10	Jack Skille	09-10
			<b>8</b>		Dan Bertram	08-09	Akim Aliu	08-10
			Dennis Gilbert	18-20	Dave Bolland	07-08	Petri Kontiola	07-09
	<b>2</b>		Viktor Svedberg	13-18				
Dmitry Osipov	19-20		Steve Montador	12-13	<b>15</b>		<b>21</b>	
Andrew Campbell	18-19		Nick Leddy	12-13	Carson Gicewicz	20-21	Jacob Nilsson	18-20
Jonathan Carlsson	16-17		Simon Danis-Pepin	09-12	Dylan Sikura	18-20	Robin Norell	16-18
Luc Snuggerud	16-17		Tim Brent	08-09	Henrik Samuelsson	17-18	Sam Jardine	15-16
Kirill Gotovets	14-16		Gavin Morgan	07-08	Tyler Barnes	16-17	Teuvo Teravainen	13-15
Adam Clendening	12-15, 17-18				Will Pelletier	16-17	Ben Smith	10-13
Dillon Fournier	14-15		<b>9</b>		Kyle Cumiskey	14-16	Kyle Beach	09-10
Brian Fahey	11-12		Matthew Highmore	17-20	Wade Brookbank	10-14	Nick Boynton	09-10
Garnet Exelby	10-11		Tyler Motte	16-17	Brett McLean	11-12	Bryan Ewing	09-10
Richard Petiot	09-10		David Rundblad	15-16	Danny Bois	09-10	Logan Stephenson	08-09
Aaron Johnson	08-09		Dillon Fournier	14-16	Pete MacArthur	08-09	Judd Blackwater	08-09
Jerramie Domish	07-08		Bobby Shea	13-14	Jonathan Paiement	07-08	Mike Blunden	07-09
			Shawn Lalonde	10-13	Derek Nesbitt	07-08		
			Derek Nesbitt	09-10			<b>22</b>	
			Pascal Pelletier	08-09	<b>16</b>		Brandon Hagel	19-20
T.J. Brennan	19-20		Jim Fahey	07-08	Tyler Sikura	19-20	Blake Hillman	18-19
Brandon Davidson	18-19				William Pelletier	17-19	Chris DiDomenico	17-18
Nick Mattson	15-16		<b>10</b>		Sam Carrick	16-17	Pierre-Cedric Labrie	14-17
Rob Scuderi	15-16		Jordan Schroeder	18-19	Dane Walters	15-16	Theo Peckham	13-14
Zach Miskovic	13-15		Tanner Kero	15-18	Cody Bass	14-15	Mathieu Beaudoin	12-13
Mathieu Brisebois	13-14		Carl Dahlstrom	14-15	Brad Mills	13-14	Brett Lebda	12-13
Dylan Olsen	10-14		Klas Dahlbeck	12-15	Marcus Kruger	12-13	Paul Zanette	11-12
Jonathan Carlsson	09-10		Phillip Danault	11-12	Connor Goggin	11-12	Jeff Taffe	10-11
Jimmy Sharrow	08-09		Marc-Olivier Vallerand	11-12	David Gilbert	10-11	Matt Keith	09-10
Justin Fletcher	07-08		Brian Connelly	09-12	Ryan Potulny	10-11	Joe Charlebois	08-09
J.M. Daoust	07-08		Adam Pineault	08-09	Nathan Davis	08-10	Troy Brouwer	07-09
			Kris Versteeg	07-08, 19-20	Dustin Byfuglien	07-08		
	<b>4</b>						<b>23</b>	
Chad Kryz	18-20		<b>11</b>		<b>17</b>		Lucas Carlsson	18-20
Luc Snuggerud	17-19		Cody Franson	20-21	John Quenneville	19-20	Vince Hinostroza	15-18
Matt Fraser	15-16		Mikael Hakkarainen	19-20	Terry Broadhurst	18-19	Joakim Nordstrom	13-15
Nick Mattson	15-17		Spencer Watson	18-19	Lance Bouma	17-18	Mickey Lang	12-13
Stephen Johns	14-15		Matheson Iacopelli	17-19	Brandon Anselmini	17-18	Andrew Shaw	11-13
Ryan Hartman	13-14		Jake Dowell	15-17	Jeremy Langlois	16-17	Zach Torquato	10-11
Ryan Stanton	09-13		Peter Regin	14-15	Mike Liambas	15-16	Adam Hobson	07-10
Jassen Cullimore	09-10		Brian Connelly	08-09, 13-14	Vince Hinostroza	14-15		
Danny Groulx	08-09		Brad Winchester	13-14	Justin Holl	14-15		
Steve Marr	07-08		Maxime Sauve	12-13	Mike Kostka	13-14	<b>24</b>	
			Phillipe Paradis	10-13	Jimmy Hayes	10-14	Reese Johnson	19-20
			Mike Hedden	10-11	Andrew Sarauer	10-11	Darren Raddysch	17-19
			Ryan Johnson	10-11	Hugh Jessiman	10-11	Michael Latta	16-17
	<b>5</b>		Mark Cullen	09-10	Bryan Bickell	07-10	Ryan Hartman	14-16
Philipp Holm	19-20		James Sheppard	08-09			Byron Froese	11-14
Josh McArdle	19-20		Doug Janik	08-09			Adam Hobson	12-13
Spencer Watson	19-20		Colin Fraser	07-08	<b>18</b>		Andy Bohmbach	10-11
Henrik Samuelsson	18-19				Dylan McLaughlin	18-20	Pete MacArthur	09-10
Robin Press	16-18				Neil Manning	18-19	Brennan Turner	08-09
Cameron Schilling	15-17		<b>12</b>		Laurent Dauphin	17-18	Prestin Ryan	07-08
Keith Seabrook	14-15		Ian McCoshen	19-20	Nolan Valleau	17-18		
Mathieu Brisebois	14-15		Josh McArdle	18-19	Nick Schmalz	16-17	<b>25</b>	
Joe Gleason	13-14		Alex Wideman	17-18	Robin Norell	15-16	Philipp Kurashev	19-20
Ben Youds	11-13		Radovan Bondra	16-17	Phillip Danault	13-16	Radovan Bondra	18-19
Jassen Cullimore	10-11		Dennis Rasmussen	14-16	Brandon Bollig	10-13	Martin Lundberg	16-17
Mike Brennan	08-10		Brandon Mashinter	13-14	Joe Charlebois	09-10	Jonathan Carlsson	15-16
Ryan Stokes	07-08		Jimmy Hayes	13-14	Tim Hamblly	08-09	Alex Broadhurst	13-15
			Kyle Beach	10-14	Sergei Samsonov	07-08	Kenndal McArdle	12-13
	<b>6</b>		Kyle Greentree	09-10	David Koci	07-08	Chris DiDomenico	10-12
Erik Gustafsson	15-18		Jack Skille	07-10			Shawn Lalonde	09-10
Trevor van Riemsdyk	14-15				<b>19</b>		Cam Barker	07-09
Jared Nightingale	13-14				Joseph Cramarossa	19-20	Greg Rallo	07-08
Joe Lavin	10-13		<b>13</b>		Reese Johnson	18-19	Tyson Marsh	07-08
Nick Leddy	10-11		Peter Holland	18-19	Gustav Forsling	16-19	Mike Knight	07-08
Bracken Kearns	09-10		Tomas Jurco	17-18	Dane Walters	14-15		
Jordan Hendry	07-09		Anthony Louis	16-17	Jeremy Morin	10-16		
			Spencer Abbott	14-15, 16-17	Akim Aliu	09-10	<b>26</b>	
			David Phillips	09-10	Adam Berti	07-09	Evan Barratt	20-21
	<b>7</b>						Alexandre Fortin	17-20
Nick Moutrey	18-20		<b>14</b>				Evan Mosey	16-17
David Kampf	17-18		Garrett Mitchell	19-21	<b>20</b>		Garret Ross	12-16
Nolan Valleau	15-17		Henri Jokiharju	18-19	Nathan Noel	17-20	Rob Flick	11-13
Robin Norell	14-15		Hunter Fejes	18-19	Bryn Chyzyk	16-17	Igor Makarov	10-11
TJ Brennan	14-15		Kyle Maksimovich	17-18	Matheson Iacopelli	16-17	Maxime Tanguay	09-10
			Tommy Olczyk	17-18	Dennis Robertson	15-16	Niklas Hjalmarrsson	07-09

# IceHogs Alumni: All-Time Numerical Roster

	27	Kenny MacAulay	07-08		Brad Morrison	20-21
Adam Boqvist	19-20	Dusty Collins	07-08	47		
Andreas Martinsen	17-19			John Quenneville	20-21	79
Kyle Baun	15-17	35			D.J. Busdeker	20-21
Matt Carey	14-15	Matt Tomkins	18-19	48		
Brandon Pirri	10-14	J.F. Berube	17-18	Wyatt Kalynuk	20-21	80
J.C. Sawyer	07-10	Mac Carruth	13-17		Tom Aubrun	20-21
Greg Rallo	07-08	Alec Richards	09-13	49		
Brennan Turner	07-08	Kent Simpson	11-12	Mitch Fossier	20-21	82
		Mike Brodeur	07-08	Liam Coughlin	19-20	Josiah Slavin
		Jeffery Dotson	07-08	Graham Knott	17-19	20-21
Ben Youds	19-20			Michael Leighton	14-16	84
Aleksi Saarela	19-20	36		Ryan Finn	09-10	Anderi Altybarmakian
Tyler Sikura	17-19	Joni Tuulola	17-20			20-21
Mark McNeill	11-17	Daniel Paille	15-16	51		85
Jamie Wise	14-15	Robin Press	14-15	Ian Mitchell	20-21	Rostislav Olesz
David Toews	11-12	Stephen Johns	13-14			11-13
Jake Dowell	07-10	Maxim Shalunov	13-14	52		90
		Brad Mills	12-13	Reese Johnson	20-21	Matt Tomkins
		Danny Richmond	07-08			20-21
Dmitry Osipov	18-19			53		96
Justin Auger	18-19	37		Michal Teplý	20-21	Pierre-Marc Bouchard
Ville Pokka	14-18	Tim Soderlund	19-20	Brandon Mashinter	14-17	13-14
David Gilbert	11-14	Luke Johnson	16-19	Alexander Salak	11-12	
Phillip Danault	12-13	Tyler Motte	15-16			
Eric Baier	11-12	Terry Broadhurst	11-14	54		
Corey Crawford	07-10	Dan Henningson	11-12	Anton Lindholm	20-21	
		Rob Klinkhammer	08-12			
				55		
Kevin Lankinen	18-20	38		Cliff Watson	20-21	
Jeff Glass	16-18	Daniel Ciampini	15-16			
Jake Hildebrand	16-17	Ryan Schnell	14-15	56		
Mark Visentin	15-16	Jeff Christian	08-09	Dmitri Osipov	20-21	
Antti Raanta	14-15	Brennan Turner	08-09	Marko Dano	15-16	
Allen York	13-14					
Carter Hutton	11-13	39		57		
Joe Fallon	08-10	Dylan McLaughlin	20-21	Chris Wilkie	20-21	
		Nicolas Beaudin	19-20	Anton Wedin	19-20	
		Victor Ejdsell	17-19			
		Ryan Haggerty	15-16	58		
Cale Morris	20-21	Martin St. Pierre	07-08, 12-13	MacKenzie Entwistle	20-21	
Anton Forsberg	18-19	Matt Fornataro	11-12			
Matt Tomkins	17-20	Dan Cloutier	09-10	59		
Lars Johansson	16-17	Kyle Beach	08-09	Mikael Hakkarainen	20-21	
Antti Raanta	13-15	Andrew Archer	08-09			
Joe Palmer	09-11			60		
Tom Schaul	10-11			Collin Delia	20-21	
Antti Niemi	08-09	40				
Kellen Briggs	07-08	John Hayden	17-18			
Marty Magers	07-08	Tyler Mosienko	08-09	61		
				Chad Yetman	20-21	
		41				
Gabriel Gagne	19-20	Isaak Phillips	20-21	62		
Carl Dahlstrom	15-19	Ryan Stanton	09-10	Cole Moberg	20-21	
Josh Brittain	15-16	Daryl Boyle	09-10			
Tanner Kero	14-15			63		
Philippe Lefebvre	13-14	42		Michael Krutil	20-21	
Joakim Nordstrom	12-13	Gabriel Gagne	20-21			
Kevin Quick	12-13	Brandon Hagel	18-19	67		
Peter LeBlanc	10-13	Brett Welychka	18-19	Matej Chalupa	20-21	
David Gilbert	09-10					
Sean McMorrow	08-09	43		68		
Matt Macdonald	07-08	Chad Kryz	20-21	Riley McKay	20-21	
Akim Aliu	07-08	Matthew Thompson	19-20			
		James Wisniewski	08-09	70		
				Ivan Nalimov	20-21	
Scott Darling	14-15, 20-21	44				
Kent Simpson	12-14	MacKenzie Entwistle	19-20	73		
Hannu Toivonen	09-11	Philipp Kurashev	18-19	Brandon Pirri	20-21	
Mike Radja	08-09	Fredrik Olofsson	18-19			
Wade Flaherty	07-08	Jan Rutta	18-19	74		
		Cody Franson	17-18	Nicolas Beaudin	20-21	
		Bryan Bickell	15-16			
Josh Winquist	19-20	Danny Richmond	09-10	75		
Drew MacIntyre	15-16			Alec Regula	20-21	
Justin Holl	14-15	45				
Ivan Vishnevskiy	10-11	Cam Morrison	20-21			
Brandon Bollig	09-10	Anthony Louis	17-19	76		
Jamie Carroll	07-08	46		Tim Soderlund	20-21	
Ross Carlson	07-08	Lucas Carlsson	20-21	78		

# Rockford IceHogs Alumni

Player	Pos.	Seasons	Regular Season								Playoffs									
			GP	G	A	PTS	+/-	PIM	PP	SH	GP	G	A	PTS	+/-	PIM	PP	SH		
Abbott, Spencer	RW	2014-15	19	12	9	21	+2	6	2	1	8	3	3	6	0	2	2	0		
		2016-17	53	15	20	35	-11	14	5	0										
		<b>Career Totals</b>	<b>72</b>	<b>27</b>	<b>29</b>	<b>56</b>	<b>-9</b>	<b>20</b>	<b>7</b>	<b>1</b>									<b>8</b>	<b>3</b>
Aliu, Akim	RW	2007-08	2	0	0	0	-2	2	0	0	1	1	0	1	0	0	1	0		
		2008-09	5	2	0	2	-1	14	2	0										
		2009-10	48	11	6	17	-2	69	0	0										
		<b>Career Totals</b>	<b>55</b>	<b>13</b>	<b>6</b>	<b>19</b>	<b>-5</b>	<b>85</b>	<b>2</b>	<b>0</b>									<b>1</b>	<b>1</b>
Altybarmakian, Andrei	RW	2020-21	29	5	7	12	-1	34	0	0	9	0	1	1	-5	31	0	0		
		Anselmini, Brandon	D	2017-18	7	0	0	0	-1	2									0	0
Archer, Andrew	D	2008-09	36	2	6	8	+4	92	0	0	36	11	13	24	+5	73	5	0		
		Aubrun, Tom	G	2020-21	3	0	0	0	0	0									0	
		Auger, Justin	RW	2018-19	9	2	0	2	0	6									0	0
		Baier, Eric	D	2011-12	5	0	0	0	-2	0									0	0
		Barker, Cam	D	2007-08	29	8	11	19	+2	67									4	0
			D	2008-09	7	3	2	5	+3	6									1	0
Barnes, Tyler	RW	2016-17	25	4	3	7	-6	4	1	0	117	15	28	43	-15	58	5	1		
		Barratt, Evan	C	2020-21	27	5	9	14	1	18									0	0
		Bass, Cody	C	2014-15	61	6	8	14	+4	165									0	0
		Baun, Kyle	RW	2015-16	43	1	8	9	-1	16									0	0
			RW	2016-17	74	14	20	34	-14	42									5	1
Beach, Kyle	LW	2008-09	2	0	0	0	0	15	0	0	169	41	35	76	-20	422	9	1		
		2009-10	4	0	0	0	0	0	0	0										
		2010-11	71	16	20	36	-24	163	6	0										
		2011-12	19	5	5	10	0	30	1	0										
		2012-13	66	16	10	26	+1	204	2	0										
		2013-14	7	4	0	4	+3	10	0	1										
			LW	2013-14	7	4	0	4	+3	10									0	1
Beaudin, Nicolas	D	2019-20	59	3	12	15	-5	33	0	0	68	5	20	25	-5	37	1	0		
		2020-21	9	2	8	10	0	4	1	0										
			D	2019-20	59	3	12	15	-5	33									0	0
Beaudoin, Mathieu	RW	2012-13	21	1	3	4	-8	8	0	0	52	3	7	10	0	73	2	0		
		Berti, Adam	C	2007-08	42	2	5	7	-2	68									1	0
			RW	2008-09	10	1	2	3	2	5									1	0
			RW	2008-09	10	1	2	3	2	5									1	0
Bertram, Dan	RW	2008-09	56	4	6	10	+5	63	0	0	3	0	0	0	0	0	0			
		Berube, J.F.	G	2017-18	15	0	1	1	0	0								0	0	
Bickell, Bryan	LW	2007-08	73	19	20	39	+1	52	6	0	12	2	3	5	+2	11	0	0		
		2008-09	42	6	8	14	+8	60	0	0										
		2009-10	65	16	15	31	-6	58	4	0										
		2015-16	47	15	16	31	+3	23	5	0										
			LW	2015-16	47	15	16	31	+3	23									5	0
Blackwater, Judd	C	2008-09	9	3	0	3	-1	9	2	0	111	19	28	47	+3	125	8	1		
		Blunden, Mike	RW	2007-08	74	16	21	37	+4	83									6	1
			RW	2008-09	37	3	7	10	-1	42									2	0
			RW	2008-09	37	3	7	10	-1	42									2	0
Bohmbach, Andy	LW	2010-11	6	0	2	2	-1	2	0	0	126	13	11	24	-11	444	1	0		
		Bois, Danny	RW	2009-10	73	10	12	22	-3	156									1	1
		Bolland, Dave	C	2007-08	16	6	4	10	+2	22									3	0
		Bollig, Brandon	LW	2009-10	3	1	1	2	+2	7									0	0
			LW	2010-11	55	4	0	4	-7	115									0	1
			LW	2011-12	53	3	6	9	-5	165									0	0
Bondra, Radovan	RW	2016-17	5	0	0	0	-6	2	0	0	7	0	0	0	-7	2	0	0		
		2018-19	2	0	0	0	-1	0	0	0										
			RW	2016-17	5	0	0	0	-6	2									0	0
Boqvist, Adam	D	2019-20	15	1	5	6	+2	10	1	0	13	1	1	2	-1	12	0	0		
		Bouchard, Pierre-Marc	C	2013-14	24	3	17	20	-7	10									0	0
		Bouma, Lance	LW	2017-18	20	7	7	14	+7	10									0	0
		Bowley, Madison	D	2020-21	2	0	0	0	-2	6									0	0
		Boyle, Daryl	D	2009-10	52	4	16	20	-13	29									1	0
		Boynton, Nick	D	2009-10	6	0	1	1	+2	18									0	0

# Rockford IceHogs Alumni

Player	Pos.	Seasons	Regular Season										Playoffs					
			GP	G	A	PTS	+/-	PIM	PP	SH	GP	G	A	PTS	+/-	PIM	PP	SH
Brennan, Mike	D	2008-09	64	0	6	6	-5	77	0	0	2	0	0	-1	2	0	0	
		2009-10	72	3	6	9	-20	113	0	0	3	0	0	-1	0	0	0	
		<b>Career Totals</b>	<b>139</b>	<b>3</b>	<b>12</b>	<b>15</b>	<b>-25</b>	<b>190</b>	<b>0</b>	<b>0</b>	<b>5</b>	<b>0</b>	<b>0</b>	<b>-2</b>	<b>0</b>	<b>0</b>	<b>0</b>	
Brent, Tim (C)	C	2008-09	64	20	42	62	-5	59	5	4	4	0	1	1	-9	2	0	0
Brennan, T.J.	D	2014-15	54	9	27	36	+12	59	2	0								
		2019-20	6	0	3	3	+4	2	0	0								
		<b>Career Totals</b>	<b>60</b>	<b>9</b>	<b>30</b>	<b>39</b>	<b>+16</b>	<b>61</b>	<b>2</b>	<b>0</b>								
Brisebois, Mathieu	D	2013-14	13	2	5	7	-1	19	0	0								
		2014-15	1	0	0	0	-2	0	0	0								
		<b>Career Totals</b>	<b>14</b>	<b>2</b>	<b>5</b>	<b>7</b>	<b>-3</b>	<b>19</b>	<b>0</b>	<b>0</b>								
Brittain, Josh	LW	2015-16	5	0	1	1	0	13	0	0								
Broadhurst, Alex	C	2013-14	75	16	29	45	-1	32	2	0								
		2014-15	29	6	8	14	2	4	2	0	7	0	1	1	-3	2	0	0
		<b>Career Totals</b>	<b>104</b>	<b>22</b>	<b>37</b>	<b>59</b>	<b>1</b>	<b>36</b>	<b>4</b>	<b>0</b>								
Broadhurst, Terry	LW	2011-12	8	0	2	2	+2	0	0	0								
		2012-13	31	5	8	13	+3	12	0	0								
		2013-14	73	16	28	44	+10	16	3	1								
		2018-19	40	4	8	12	-5	12	1	0								
		<b>Career Totals</b>	<b>152</b>	<b>25</b>	<b>46</b>	<b>71</b>	<b>+10</b>	<b>40</b>	<b>4</b>	<b>1</b>								
Brodeur, Mike	G	2007-08	8	0	0	0	0	6	0	0								
Brookbank, Wade	D/LW	2010-11	56	2	0	2	-11	143	0	0								
		2011-12	17	1	4	5	+3	44	0	0								
		2012-13	28	0	1	1	-6	100	0	0								
		2013-14	27	0	1	1	-8	30	0	0								
		<b>Career Totals</b>	<b>128</b>	<b>3</b>	<b>6</b>	<b>9</b>	<b>-22</b>	<b>317</b>	<b>0</b>	<b>0</b>								
Brophey, Evan	C	2007-08	74	4	15	19	-9	64	4	0	1	0	0	0	0	0	0	
		2008-09	79	16	23	39	+14	65	4	0	4	1	0	1	-3	0	0	
		2009-10	79	14	17	31	-1	39	3	1	4	0	0	0	-4	2	0	
		2010-11	67	10	9	19	0	65	0	1								
		<b>Career Total</b>	<b>299</b>	<b>44</b>	<b>64</b>	<b>108</b>	<b>+4</b>	<b>233</b>	<b>11</b>	<b>2</b>	<b>9</b>	<b>1</b>	<b>0</b>	<b>1</b>	<b>-7</b>	<b>2</b>	<b>0</b>	<b>0</b>
Brouwer, Troy	LW	2007-08	75	35	19	54	-9	154	25	0	12	5	4	9	+2	16	1	1
		2008-09	5	2	6	8	+4	20	1	0								
		<b>Career Totals</b>	<b>80</b>	<b>37</b>	<b>25</b>	<b>62</b>	<b>-5</b>	<b>174</b>	<b>26</b>	<b>0</b>	<b>12</b>	<b>5</b>	<b>4</b>	<b>9</b>	<b>+2</b>	<b>16</b>	<b>1</b>	<b>1</b>
Busdeker, D.J.	RW	2020-21	24	5	7	12	-10	9	1	0								
Byfuglien, Dustin	D	2007-08	8	2	5	7	+6	25	0	1								
Campbell, Andrew	D	2018-19	64	3	5	8	-1	50	0	0								
Carlson, Ross	RW	2007-08	3	1	0	1	0	0	0	0								
Carlsson, Lucas	D	2018-19	69	9	24	33	-5	34	2	0								
		2019-20	48	5	21	26	+3	26	0	0								
		2020-21	7	1	2	3	-2	4	1	0								
		<b>Career Totals</b>	<b>124</b>	<b>15</b>	<b>47</b>	<b>62</b>	<b>-4</b>	<b>64</b>	<b>3</b>	<b>0</b>								
Carey, Matt	LW	2014-15	67	10	11	21	-4	43	4	0	2	0	0	0	-1	0	0	0
Carlsson, Jonathan	D	2009-10	19	1	0	1	-3	8	0	0								
		2015-16	25	2	7	9	+4	6	0	0	2	1	0	1	+2	0	0	0
		2016-17	2	0	0	0	0	2	0	0								
		<b>Career Totals</b>	<b>46</b>	<b>3</b>	<b>7</b>	<b>10</b>	<b>+1</b>	<b>16</b>	<b>0</b>	<b>0</b>	<b>2</b>	<b>1</b>	<b>0</b>	<b>1</b>	<b>+2</b>	<b>0</b>	<b>0</b>	<b>0</b>
Carrick, Sam	C	2016-17	57	11	17	28	-14	85	2	0								
Carroll, Jamie	D	2007-08	2	0	0	0	0	0	0	0								
Carruth, Mac	G	2013-14	7	0	0	0	0	0	0	0								
		2014-15	3	0	0	0	0	0	0	0								
		2015-16	17	0	0	0	0	0	0	0	3	0	0	0	0	0	0	
		2016-17	24	0	0	0	0	0	0	0								
		<b>Career Totals</b>	<b>27</b>	<b>0</b>	<b>0</b>	<b>0</b>	<b>0</b>	<b>0</b>	<b>0</b>	<b>0</b>	<b>3</b>	<b>0</b>	<b>0</b>	<b>0</b>	<b>0</b>	<b>0</b>	<b>0</b>	
Chalupa, Matej	C	2020-21	27	4	3	7	-4	2	1	0								
Charlebois, Joe	D	2008-09	13	0	2	2	0	15	0	0								
		2009-10	2	0	0	0	0	0	0	0								
		<b>Career Totals</b>	<b>15</b>	<b>0</b>	<b>2</b>	<b>2</b>	<b>0</b>	<b>15</b>	<b>0</b>	<b>0</b>								
Christian, Jeff	LW	2008-09	5	1	0	1	+1	4	0	0								
Chyzyk, Bryn	LW	2016-17	2	0	0	0	1	0	0	0								
Ciampini, Daniel	LW	2015-16	10	1	0	1	-1	2	0	0								

# Rockford IceHogs Alumni

Player	Pos.	Seasons	Regular Season									Playoffs						
			GP	G	A	PTS	+/-	PIM	PP	SH	GP	G	A	PTS	+/-	PIM	PP	SH
Clendening, Adam	D	2012-13	73	9	37	46	+17	67	6	0								
		2013-14	74	12	47	59	+5	64	3	1								
		2014-15	38	1	12	13	-4	20	0	0								
		2017-18	38	4	26	30	+2	48	2	0	13	1	13	14	+4	8	1	0
		<b>Career Totals</b>	<b>223</b>	<b>26</b>	<b>122</b>	<b>148</b>	<b>+20</b>	<b>199</b>	<b>11</b>	<b>1</b>	<b>13</b>	<b>1</b>	<b>13</b>	<b>14</b>	<b>+4</b>	<b>8</b>	<b>1</b>	<b>0</b>
Cloutier, Dan	G	2009-10	3	0	0	0	-	10	0	0								
Collins, Dusty	C	2007-08	2	0	0	0	-1	0	0	0								
Connelly, Brian	D	2008-09	9	1	2	3	-2	6	1	0	3	0	0	0	-2	2	0	0
		2009-10	78	4	31	35	+3	28	2	0	4	0	3	3	-3	2	0	0
		2010-11	80	11	41	52	+3	39	3	0								
		2011-12	44	5	31	36	-5	16	2	0								
		2013-14	16	3	5	8	-12	4	3	0								
		<b>Career Totals</b>	<b>227</b>	<b>24</b>	<b>110</b>	<b>134</b>	<b>-13</b>	<b>93</b>	<b>11</b>	<b>0</b>	<b>7</b>	<b>0</b>	<b>3</b>	<b>3</b>	<b>-5</b>	<b>4</b>	<b>0</b>	<b>0</b>
Coughlin, Liam	C	2019-20	2	0	0	0	0	0	0	0								
Cramarossa, Joseph	LW	2019-20	42	5	7	12	-14	110	1	1								
		<b>Career Totals</b>	<b>145</b>	<b>0</b>	<b>6</b>	<b>2</b>	<b>-</b>	<b>16</b>	<b>0</b>	<b>0</b>	<b>12</b>	<b>0</b>	<b>0</b>	<b>0</b>	<b>-</b>	<b>0</b>	<b>0</b>	<b>0</b>
Crawford, Corey	G	2007-08	55	0	3	3	-	8	0	0	2	0	0	0	-	0	0	0
		2008-09	47	0	1	1	-	4	0	0	2	0	0	0	-	0	0	0
		2009-10	43	0	2	2	-	4	0	0	4	0	0	0	-	0	0	0
		<b>Career Totals</b>	<b>145</b>	<b>0</b>	<b>6</b>	<b>6</b>	<b>-</b>	<b>16</b>	<b>0</b>	<b>0</b>	<b>18</b>	<b>0</b>	<b>0</b>	<b>0</b>	<b>-</b>	<b>0</b>	<b>0</b>	<b>0</b>
Cullen Mark	C	2009-10	62	21	32	53	+2	16	7	0	4	0	2	2	-2	0	0	0
		2009-10	59	2	6	8	-6	52	0	0								
		2010-11	41	2	7	9	-2	26	0	0								
<b>Career Totals</b>	<b>100</b>	<b>4</b>	<b>13</b>	<b>17</b>	<b>-8</b>	<b>78</b>	<b>0</b>	<b>0</b>										
Cumiskey, Kyle	D	2014-15	54	2	18	20	+6	10	1	0								
		2015-16	17	1	4	5	-3	6	1	0								
		<b>Career Totals</b>	<b>71</b>	<b>3</b>	<b>22</b>	<b>25</b>	<b>+3</b>	<b>16</b>	<b>2</b>	<b>0</b>								
Dach, Kirby	C	2019-20	3	0	0	0	-1	0	0	0								
Dahlbeck, Klas	D	2012-13	70	1	5	6	+11	29	0	0								
		2013-14	75	10	25	35	+21	49	1	2								
		2014-15	49	4	6	10	+2	35	2	0								
		<b>Career Totals</b>	<b>194</b>	<b>15</b>	<b>36</b>	<b>51</b>	<b>+34</b>	<b>113</b>	<b>3</b>	<b>2</b>								
Dahlstrom, Carl	D	2014-15	2	0	1	1	-1	2	0	0								
		2015-16	4	0	0	0	+1	6	0	0	3	0	1	1	+1	2	0	0
		2016-17	70	6	5	11	-12	16	0	0								
		2017-18	64	3	25	28	+14	22	1	0	13	3	6	9	+4	4	2	0
		2018-19	22	1	7	8	-11	10	1	0								
<b>Career Totals</b>	<b>162</b>	<b>10</b>	<b>38</b>	<b>48</b>	<b>-9</b>	<b>56</b>	<b>2</b>	<b>0</b>	<b>16</b>	<b>3</b>	<b>7</b>	<b>10</b>	<b>+5</b>	<b>6</b>	<b>2</b>	<b>0</b>		
Danault, Phillip	C	2011-12	7	0	2	2	-5	10	0	0								
		2012-13	5	0	0	0	-1	2	0	0								
		2013-14	72	6	20	26	+11	40	1	0								
		2014-15	70	13	25	38	+20	38	1	3	8	3	2	5	+8	20	0	0
		2015-16	6	1	1	2	-2	4	0	0								
<b>Career Totals</b>	<b>160</b>	<b>20</b>	<b>48</b>	<b>68</b>	<b>+33</b>	<b>94</b>	<b>2</b>	<b>3</b>										
Danis-Pepin, Simon	D	2009-10	38	1	7	8	+9	10	0	0								
		2010-11	23	1	3	4	0	20	0	0								
		2011-12	14	14	0	0	-2	0	0	0								
<b>Career Totals</b>	<b>75</b>	<b>16</b>	<b>10</b>	<b>12</b>	<b>+7</b>	<b>30</b>	<b>0</b>	<b>0</b>										
Dano, Marko	C	2015-16	34	4	19	23	+17	40	2	0								
Darling, Scott	G	2014-15	26	0	0	0	0	4	0	0								
		2020-21	1	0	0	0	0	0	0	0								
		<b>Career Totals</b>	<b>27</b>	<b>0</b>	<b>0</b>	<b>0</b>	<b>0</b>	<b>4</b>	<b>0</b>	<b>0</b>								
Daoust, Jean-Michel	RW	2007-08	1	0	0	0	0	0	0	0								
Dauphin, Laurent	C	2017-18	33	4	10	14	-6	23	3	0								
Davidson, Brandon	D	2018-19	6	1	0	1	0	5	0	0								
Davis, Nathan	C	2008-09	49	5	7	12	-12	16	2	0								
		2009-10	23	8	3	11	+7	10	2	0								
		<b>Career Totals</b>	<b>72</b>	<b>13</b>	<b>10</b>	<b>13</b>	<b>-5</b>	<b>26</b>	<b>4</b>	<b>0</b>								
Delia, Collin	G	2017-18	20	0	0	0	0	2	0	0	10	0	0	0	0	0	0	0
		2018-19	26	0	0	0	0	2	0	0								
		2019-20	32	0	2	2	0	0	0	0								
		2020-21	4	0	0	0	0	0	0	0								
<b>Career Totals</b>	<b>82</b>	<b>0</b>	<b>2</b>	<b>2</b>	<b>0</b>	<b>4</b>	<b>0</b>	<b>0</b>	<b>10</b>	<b>0</b>	<b>0</b>	<b>0</b>	<b>0</b>	<b>0</b>	<b>0</b>	<b>0</b>	<b>0</b>	
DeSousa, Chris	C	2015-16	67	7	6	13	+1	98	0	1	2	0	0	0	-1	0	0	0
		2016-17	36	4	1	5	-8	77	0	0								
		<b>Career Totals</b>	<b>103</b>	<b>11</b>	<b>7</b>	<b>18</b>	<b>-7</b>	<b>175</b>	<b>0</b>	<b>1</b>	<b>2</b>	<b>0</b>	<b>0</b>	<b>0</b>	<b>-1</b>	<b>0</b>	<b>0</b>	<b>0</b>

# Rockford IceHogs Alumni

Player	Pos.	Seasons	Regular Season										Playoffs					
			GP	G	A	PTS	+/-	PIM	PP	SH	GP	G	A	PTS	+/-	PIM	PP	SH
DiDomenico, Chris	RW	2010-11	25	0	4	4	-10	6	0	0								
		2011-12	49	2	11	13	-2	24	1	0								
		2017-18	22	8	15	23	+3	44	4	0	13	7	11	18	+1	22	3	0
		<b>Career Totals</b>	<b>96</b>	<b>10</b>	<b>30</b>	<b>40</b>	<b>-9</b>	<b>74</b>	<b>5</b>	<b>0</b>	<b>13</b>	<b>7</b>	<b>11</b>	<b>18</b>	<b>+1</b>	<b>22</b>	<b>3</b>	<b>0</b>
Domish, Jerramie	D	2007-08	62	2	8	10	+1	61	0	0	12	0	1	1	0	18	0	0
		2007-08	49	7	10	17	-11	64	0	1	12	1	1	2	-3	6	0	1
		2008-09	75	6	14	20	+4	128	1	2	4	0	0	0	-1	0	0	0
		2009-10	78	7	16	23	-11	96	0	1	4	0	0	0	-3	0	0	0
		2015-16	72	11	24	35	+14	99	0	1	3	0	2	2	0	4	0	0
		2016-17	66	4	11	15	-10	101	1	1								
		<b>Career Totals</b>	<b>340</b>	<b>35</b>	<b>75</b>	<b>110</b>	<b>-14</b>	<b>488</b>	<b>2</b>	<b>6</b>	<b>23</b>	<b>1</b>	<b>3</b>	<b>4</b>	<b>-5</b>	<b>10</b>	<b>0</b>	<b>1</b>
Ejdsell, Victor	FW	2017-18	5	0	1	1	-3	0	0	0	13	7	5	12	+5	2	3	0
		2018-19	61	12	17	29	-8	24	4	0								
		<b>Career Totals</b>	<b>66</b>	<b>12</b>	<b>18</b>	<b>30</b>	<b>-11</b>	<b>24</b>	<b>4</b>	<b>0</b>	<b>13</b>	<b>7</b>	<b>5</b>	<b>12</b>	<b>+5</b>	<b>2</b>	<b>3</b>	<b>0</b>
Entwistle, MacKenzie	RW	2019-20	56	11	15	26	0	38	4	0								
		2020-21	22	4	8	12	-10	8	1	0								
		<b>Career Totals</b>	<b>78</b>	<b>15</b>	<b>23</b>	<b>38</b>	<b>-10</b>	<b>46</b>	<b>5</b>	<b>0</b>								
Ewing, Bryan	D	2009-10	9	1	1	2	-2	4	1	0								
		2010-11	77	3	10	13	+7	128	0	0								
		2011-12	75	6	16	22	+2	56	4	0								
		2007-08	65	0	12	12	+2	109	0	0	12	1	3	4	+10	18	0	0
		2008-09	0	0	0	0	-	0	0	0								
		2009-10	29	0	0	0	-	2	0	0								
<b>Career Totals</b>	<b>29</b>	<b>0</b>	<b>0</b>	<b>0</b>	<b>-</b>	<b>2</b>	<b>0</b>	<b>0</b>										
Fejes, Hunter	LW	2018-19	7	0	0	0	-4	16	0	0								
		<b>Career Totals</b>	<b>96</b>	<b>10</b>	<b>8</b>	<b>18</b>	<b>-9</b>	<b>188</b>	<b>0</b>	<b>0</b>								
Flaherty, Wade	C	2007-08	31	0	3	3	-	0	0	0								
		2011-12	45	7	6	13	+2	91	0	0								
		2012-13	51	3	2	5	-11	97	0	0								
Flinn, Ryan	D	2009-10	20	2	2	4	+4	74	0	0								
		2007-08	20	4	7	11	+3	43	2	0	11	0	1	1	-2	6	0	0
		2011-12	23	3	6	9	+2	8	0	0								
		2018-19	32	0	1	1	0	4	0	0								
		2016-17	30	1	7	8	-13	12	0	0								
		2017-18	18	2	3	5	-4	6	0	0	13	1	4	5	-3	6	0	0
		2018-19	5	0	2	2	+1	2	0	0								
<b>Career Totals</b>	<b>53</b>	<b>3</b>	<b>12</b>	<b>15</b>	<b>-16</b>	<b>20</b>	<b>0</b>	<b>0</b>	<b>13</b>	<b>1</b>	<b>4</b>	<b>5</b>	<b>-3</b>	<b>6</b>	<b>0</b>	<b>0</b>		
Fossier, Mitch	D	2020-21	19	5	3	8	-9	6	0	0								
		2014-15	21	0	3	3	1	16	0	0								
		2015-16	2	0	0	0	-2	0	0	0								
		<b>Career Totals</b>	<b>23</b>	<b>0</b>	<b>3</b>	<b>3</b>	<b>-1</b>	<b>16</b>	<b>0</b>	<b>0</b>								
Fortin, Alexandre	LW	2017-18	53	4	17	21	-1	22	0	0	1	0	0	0	0	0	0	0
		2018-19	47	6	6	12	+2	8	0	0								
		2019-20	44	8	9	17	0	12	0	2								
		<b>Career Totals</b>	<b>144</b>	<b>18</b>	<b>32</b>	<b>50</b>	<b>+1</b>	<b>42</b>	<b>0</b>	<b>2</b>	<b>1</b>	<b>0</b>	<b>0</b>	<b>0</b>	<b>0</b>	<b>0</b>	<b>0</b>	<b>0</b>
Franson, Cody	D	2017-18	37	9	19	28	+9	10	6	0	13	6	7	13	+6	9	4	0
		2020-21	26	4	13	17	+1	12	1	0								
		<b>Career Totals</b>	<b>63</b>	<b>13</b>	<b>32</b>	<b>45</b>	<b>+10</b>	<b>22</b>	<b>7</b>	<b>0</b>								
Fraser, Colin	C	2007-08	75	17	24	41	+16	165	3	0	12	1	2	3	+4	28	0	0
		2015-16	21	2	5	7	-1	10	1	0	2	0	1	1	-1	2	0	0
		2004-05	6	0	1	1	-1	0	0	0								
		2006-07	1	0	0	0	0	0	0	0								
<b>Career Totals</b>	<b>7</b>	<b>0</b>	<b>1</b>	<b>1</b>	<b>-1</b>	<b>0</b>	<b>0</b>	<b>0</b>										
Froese, Byron	C	2011-12	57	4	6	10	-10	17	0	0								
		2012-13	9	0	2	2	+1	4	0	0								
		2013-14	28	0	5	5	+1	14	0	0								
		<b>Career Totals</b>	<b>94</b>	<b>4</b>	<b>13</b>	<b>17</b>	<b>-8</b>	<b>35</b>	<b>0</b>	<b>0</b>								
Gagne, Gabriel	RW	2019-20	21	6	6	12	0	7	2	0								
		2020-21	7	1	0	1	-7	2	0	0								
		<b>Career Totals</b>	<b>28</b>	<b>7</b>	<b>6</b>	<b>13</b>	<b>-7</b>	<b>9</b>	<b>2</b>	<b>0</b>								
Glass, Jeff	G	2016-17	20	0	0	0	0	4	0	0								
		2017-18	28	0	0	0	0	0	0	0	3	0	0	0	0	0	0	0
		<b>Career Totals</b>	<b>48</b>	<b>0</b>	<b>0</b>	<b>0</b>	<b>0</b>	<b>4</b>	<b>0</b>	<b>0</b>	<b>3</b>	<b>0</b>	<b>0</b>	<b>0</b>	<b>0</b>	<b>0</b>	<b>0</b>	<b>0</b>
Gleason, Joe	D	2013-14	7	0	1	1	-4	2	0	0								



# Rockford IceHogs Alumni

Player	Pos.	Seasons	Regular Season								Playoffs							
			GP	G	A	PTS	+/-	PIM	PP	SH	GP	G	A	PTS	+/-	PIM	PP	SH
Gicewicz, Carson	C	2020-21	10	0	2	2	-1	8	0	0								
Gilbert, David	C	2009-10	1	0	1	1	0	0	0	0								
		2010-11	5	2	1	3	+3	2	1	0								
		2011-12	28	1	4	5	-4	13	0	0								
		2012-13	10	1	2	3	0	6	0	0								
		2013-14	10	1	0	1	-5	0	0	0								
		<b>Career Totals</b>	<b>54</b>	<b>5</b>	<b>8</b>	<b>13</b>	<b>-6</b>	<b>21</b>	<b>1</b>	<b>0</b>								
Gilbert, Dennis	D	2018-19	63	5	9	14	-8	67	0	0								
		2019-20	30	1	6	7	-1	46	0	0								
		<b>Career Totals</b>	<b>93</b>	<b>6</b>	<b>15</b>	<b>21</b>	<b>-9</b>	<b>113</b>	<b>0</b>	<b>0</b>								
Goggin, Connor	D	2011-12	12	0	2	2	+2	2	0	0								
Gotovets, Kirill	D	2014-15	12	1	1	2	2	8	0	0	8	1	2	-1	2	0	0	0
		2015-16	62	2	14	16	+6	37	0	0	3	0	0	0	-1	0	0	0
		<b>Career Totals</b>	<b>74</b>	<b>3</b>	<b>15</b>	<b>18</b>	<b>+8</b>	<b>45</b>	<b>0</b>	<b>0</b>	<b>11</b>	<b>1</b>	<b>2</b>	<b>-2</b>	<b>2</b>	<b>0</b>	<b>0</b>	<b>0</b>
Greentree, Kyle	LW	2009-10	64	25	20	45	+10	57	7	0	3	0	0	0	-1	19	0	0
Groulx, Danny	D	2008-09	80	6	34	40	+18	58	2	0	4	0	2	2	-2	2	0	0
Gustafsson, Erik	D	2015-16	27	3	8	11	+1	38	1	1								
		2016-17	68	5	25	30	-27	40	1	0								
		2017-18	25	3	14	17	-3	18	2	0								
		<b>Career Totals</b>	<b>120</b>	<b>11</b>	<b>47</b>	<b>58</b>	<b>-29</b>	<b>96</b>	<b>4</b>	<b>1</b>								
Hagel, Brandon	LW	2018-19	8	0	1	1	-4	2	0	0								
		2019-20	59	19	12	31	0	38	4	0								
		<b>Career Totals</b>	<b>67</b>	<b>19</b>	<b>13</b>	<b>32</b>	<b>-4</b>	<b>40</b>	<b>4</b>	<b>0</b>								
Hagel, Kyle	LW	2009-10	9	0	0	0	-3	36	0	0								
		2010-11	77	5	8	13	-11	245	0	0								
		<b>Career Totals</b>	<b>86</b>	<b>5</b>	<b>8</b>	<b>13</b>	<b>-14</b>	<b>281</b>	<b>0</b>	<b>0</b>								
Haggerty, Ryan	RW	2015-16	36	9	4	13	+2	17	1	0	1	0	0	0	-1	0	0	0
Hakkarainen, Mikael	C	2019-20	8	0	0	0	-1	0	0	0								
		2020-21	6	0	0	0	1	2	0	0								
		<b>Career Totals</b>	<b>14</b>	<b>0</b>	<b>0</b>	<b>0</b>	<b>0</b>	<b>2</b>	<b>0</b>	<b>0</b>								
Hambly, Tim	D	2008-09	79	4	25	29	+8	51	0	0	4	0	0	0	-4	0	0	0
Hartman, Ryan	RW	2013-14	9	3	4	7	-1	8	1	0								
		2014-15	69	13	24	37	+14	120	3	0	8	2	1	3	-6	8	1	0
		2015-16	61	15	20	35	+16	129	2	1	3	1	0	1	2	4	1	0
		<b>Career Totals</b>	<b>109</b>	<b>31</b>	<b>48</b>	<b>79</b>	<b>+29</b>	<b>257</b>	<b>6</b>	<b>1</b>	<b>11</b>	<b>3</b>	<b>1</b>	<b>4</b>	<b>-4</b>	<b>12</b>	<b>2</b>	<b>0</b>
Hayden, John	RW	2017-18	24	5	12	17	0	7	2	0	13	3	0	3	-1	2	0	0
Hayes, Jimmy	RW	2010-11	7	0	0	0	0	2	0	0								
		2011-12	33	7	16	23	-3	11	1	0								
		2012-13	67	25	20	45	0	67	8	2								
		2013-14	13	4	4	8	-5	2	1	1								
		<b>Career Totals</b>	<b>120</b>	<b>36</b>	<b>40</b>	<b>76</b>	<b>-8</b>	<b>82</b>	<b>10</b>	<b>3</b>								
Hedden, Mike	LW	2010-11	1	0	0	0	+1	0	0	0								
Hendry, Jordan	D	2007-08	45	3	4	7	-3	58	0	0	1	0	0	0	-1	2	0	0
		2008-09	53	3	6	9	+4	45	0	0	4	0	0	0	-3	2	0	0
		<b>Career Totals</b>	<b>98</b>	<b>6</b>	<b>10</b>	<b>16</b>	<b>+1</b>	<b>103</b>	<b>0</b>	<b>0</b>	<b>5</b>	<b>0</b>	<b>0</b>	<b>0</b>	<b>-4</b>	<b>4</b>	<b>0</b>	<b>0</b>
Henningson, Dan	D	2011-12	1	0	0	0	+1	0	0	0								
Highmore, Matthew	LW	2017-18	64	24	19	43	-6	24	8	1	13	2	7	9	+8	2	1	0
		2018-19	12	3	6	9	+1	6	0	1								
		2019-20	21	4	8	12	+5	14	0	1								
		<b>Career Totals</b>	<b>97</b>	<b>31</b>	<b>33</b>	<b>64</b>	<b>0</b>	<b>44</b>	<b>8</b>	<b>3</b>	<b>13</b>	<b>2</b>	<b>7</b>	<b>9</b>	<b>+8</b>	<b>2</b>	<b>1</b>	<b>0</b>
Hildebrand, Jake	G	2016-17	3	0	0	0	0	0	0	0								
Hillman, Blake	D	2018-19	54	1	3	4	-14	20	0	0								
Hinostrza, Vinnie	C	2014-15	5	0	2	2	-2	0	0	0								
		2015-16	66	18	33	51	+7	24	3	1	3	0	0	0	-3	2	0	0
		2016-17	15	3	4	7	-8	4	0	0								
		2017-18	23	9	13	22	+7	8	1	1								
		<b>Career Totals</b>	<b>109</b>	<b>30</b>	<b>52</b>	<b>82</b>	<b>+4</b>	<b>36</b>	<b>4</b>	<b>2</b>	<b>3</b>	<b>0</b>	<b>0</b>	<b>0</b>	<b>-3</b>	<b>2</b>	<b>0</b>	<b>0</b>
Hjalmarsson, Niklas	D	2007-08	47	4	9	13	-8	31	2	0	12	0	4	4	+2	8	0	0
		2008-09	52	2	16	18	+12	53	2	0								
		<b>Career Totals</b>	<b>99</b>	<b>6</b>	<b>25</b>	<b>31</b>	<b>+4</b>	<b>84</b>	<b>4</b>	<b>0</b>	<b>12</b>	<b>0</b>	<b>4</b>	<b>4</b>	<b>+2</b>	<b>8</b>	<b>0</b>	<b>0</b>

# Rockford IceHogs Alumni

Player	Pos.	Seasons	Regular Season								Playoffs							
			GP	G	A	PTS	+/-	PIM	PP	SH	GP	G	A	PTS	+/-	PIM	PP	SH
Hobson, Adam	C	2007-08	25	1	4	5	0	36	0	0								
		2008-09	41	5	9	14	+7	50	0	0	4	0	0	0	0	2	0	0
		2009-10	31	2	5	7	-2	42	0	0	3	0	0	0	-3	4	0	0
		2012-13	2	0	0	0	0	0	0	0								
		<b>Career Totals</b>	<b>99</b>	<b>8</b>	<b>18</b>	<b>26</b>	<b>+5</b>	<b>128</b>	<b>0</b>	<b>0</b>	<b>7</b>	<b>0</b>	<b>0</b>	<b>0</b>	<b>-3</b>	<b>6</b>	<b>0</b>	<b>0</b>
Holl, Justin	D	2014-15	2	0	0	0	-1	0	0	0								
Holland, Peter	C	2018-19	21	7	9	16	+1	8	1	0								
Holm, Philip	D	2019-20	30	4	11	15	+4	22	1	0								
Hutton, Carter	G	2011-12	43	0	2	2	0	17	0	0								
		2012-13	51	0	2	2	0	17	0	0								
		<b>Career Totals</b>	<b>94</b>	<b>0</b>	<b>4</b>	<b>4</b>	<b>0</b>	<b>34</b>	<b>0</b>	<b>0</b>								
Iacopelli, Matheson	LW	2016-17	8	1	3	4	-2	0	0	0								
		2017-18	50	11	8	19	+7	10	2	0								
		2018-19	27	2	2	4	-7	19	0	0								
		<b>Career Totals</b>	<b>85</b>	<b>14</b>	<b>13</b>	<b>27</b>	<b>-2</b>	<b>29</b>	<b>2</b>	<b>0</b>								
Janik, Doug	D	2008-09	4	0	2	2	+2	4	0	0								
		2010-11	25	3	2	5	-4	27	1	0								
Jessiman, Hugh	RW	2015-16	6	0	0	0	-1	7	0	0								
Jardine, Sam	D	2015-16	6	0	0	0	-1	7	0	0								
Johansson, Lars	G	2016-17	39	0	1	1	0	0	0	0								
Johns, Stephen	D	2013-14	8	1	4	5	2	4	0	0								
		2014-15	51	4	17	21	30	44	0	1	8	3	4	7	+4	4	0	0
		<b>Career Notes</b>	<b>59</b>	<b>5</b>	<b>21</b>	<b>26</b>	<b>32</b>	<b>48</b>	<b>0</b>	<b>1</b>								
Johnson, Aaron	D	2008-09	2	0	1	1	0	4	0	0								
		2016-17	73	8	9	17	-24	31	1	0								
		2017-18	73	13	17	30	-4	62	3	0	13	4	4	8	+7	6	1	0
		2018-19	53	18	13	31	-13	34	4	0								
		<b>Career Totals</b>	<b>199</b>	<b>39</b>	<b>39</b>	<b>78</b>	<b>-41</b>	<b>127</b>	<b>8</b>	<b>0</b>	<b>13</b>	<b>4</b>	<b>4</b>	<b>8</b>	<b>+7</b>	<b>6</b>	<b>1</b>	<b>0</b>
Johnson, Luke	C	2016-17	73	8	9	17	-24	31	1	0								
		2017-18	73	13	17	30	-4	62	3	0	13	4	4	8	+7	6	1	0
		2018-19	53	18	13	31	-13	34	4	0								
		<b>Career Totals</b>	<b>199</b>	<b>39</b>	<b>39</b>	<b>78</b>	<b>-41</b>	<b>127</b>	<b>8</b>	<b>0</b>	<b>13</b>	<b>4</b>	<b>4</b>	<b>8</b>	<b>+7</b>	<b>6</b>	<b>1</b>	<b>0</b>
Johnson, Reese	C	2018-19	6	0	4	4	0	2	0	0								
		2019-20	52	4	4	8	-7	63	0	1								
		2020-21	18	4	4	8	4	40	0	0								
		<b>Career Totals</b>	<b>76</b>	<b>8</b>	<b>12</b>	<b>20</b>	<b>-3</b>	<b>105</b>	<b>0</b>	<b>1</b>								
Johnson, Ryan	C	2010-11	1	0	0	0	-1	0	0	0								
Jokiharju, Henri	D	2018-19	30	2	15	17	+7	14	1	0								
Jurco, Tomas	LW	2017-18	36	13	12	25	+4	38	2	0								
Kalynuk, Wyatt	D	2020-21	8	2	8	10	-1	6	2	0								
Kampf, David	RW	2017-18	33	7	11	18	+1	14	1	0	13	1	0	1	0	2	0	0
Karlsson, Henrik	G	2012-13	18	0	0	0	0	12	0	0								
Kearns, Bracken	C	2009-10	80	15	36	51	+8	99	5	1	4	0	2	2	+1	2	0	0
Keith, Matt	C	2009-10	69	21	20	41	-7	27	3	6	4	0	0	0	-4	2	0	0
Kero, Tanner	C	2014-15	6	5	0	5	+3	0	0	0	6	2	1	3	-3	0	0	0
		2015-16	60	20	19	39	+15	23	3	1	3	0	2	2	-3	0	0	0
		2016-17	28	7	13	20	-7	14	3	0								
		2017-18	36	8	12	20	-10	8	1	0	12	0	3	3	0	8	0	0
		<b>Career Totals</b>	<b>130</b>	<b>40</b>	<b>44</b>	<b>84</b>	<b>+1</b>	<b>45</b>	<b>7</b>	<b>1</b>	<b>21</b>	<b>2</b>	<b>6</b>	<b>8</b>	<b>-6</b>	<b>8</b>	<b>0</b>	<b>0</b>
Kessel, Blake	D	2013-14	3	0	0	0	-2	0	0	0								
Klinkhammer, Rob	LW	2008-09	76	15	18	33	+14	32	0	0	4	0	1	1	0	0	0	0
		2009-10	72	10	13	23	-5	38	1	0	4	1	1	2	-1	7	0	0
		2010-11	76	17	29	46	+14	63	0	1								
		2011-12	18	2	4	6	-4	6	0	0								
		<b>Career Totals</b>	<b>166</b>	<b>27</b>	<b>35</b>	<b>62</b>	<b>+5</b>	<b>76</b>	<b>1</b>	<b>0</b>	<b>8</b>	<b>1</b>	<b>2</b>	<b>3</b>	<b>-1</b>	<b>7</b>	<b>0</b>	<b>0</b>
Kostka, Michael	D	2013-14	2	0	1	1	+3	2	0	0								
Knight, Mike	D	2007-08	2	0	0	0	0	8	0	0								
Knott, Graham	C	2017-18	70	4	5	9	-1	23	0	0								
		2018-19	56	4	9	13	-8	24	0	0								
		<b>Career Totals</b>	<b>126</b>	<b>8</b>	<b>14</b>	<b>22</b>	<b>-9</b>	<b>47</b>	<b>0</b>	<b>0</b>								
Koci, David	D	2007-08	7	0	0	0	-1	25	0	0								
Kontiola, Petri	C	2007-08	66	18	50	68	+17	32	7	0	12	5	5	10	0	4	3	0
		2008-09	61	15	38	53	+3	22	7	1								
		<b>Career Totals</b>	<b>127</b>	<b>43</b>	<b>88</b>	<b>131</b>	<b>+20</b>	<b>54</b>	<b>14</b>	<b>2</b>	<b>12</b>	<b>5</b>	<b>5</b>	<b>10</b>	<b>0</b>	<b>4</b>	<b>3</b>	<b>0</b>
Kruger, Marcus	C	2012-13	34	8	14	22	-1	24	5	0								
Krutil, Michael	D	2020-21	21	0	3	3	-6	6	0	0								
Krys, Chad	D	2018-19	9	0	4	4	-4	8	0	0								
		2019-20	41	2	6	8	-5	18	0	0								
		2020-21	6	0	2	2	-5	0	0	0								
		<b>Career Totals</b>	<b>56</b>	<b>2</b>	<b>12</b>	<b>14</b>	<b>-14</b>	<b>26</b>	<b>0</b>	<b>0</b>								

# Rockford IceHogs Alumni

Player	Pos.	Seasons	Regular Season								Playoffs								
			GP	G	A	PTS	+/-	PIM	PP	SH	GP	G	A	PTS	+/-	PIM	PP	SH	
Kurashev, Philipp	C	2018-19	3	0	0	0	-2	0	0	0									
		2019-20	36	7	12	19	+5	8	2	0									
		<b>Career Totals</b>	<b>39</b>	<b>7</b>	<b>12</b>	<b>19</b>	<b>+3</b>	<b>8</b>	<b>2</b>	<b>0</b>									
Labrie, Pierre-Cedric	LW	2014-15	60	9	7	16	+3	113	1	1	8	0	1	1	-3	28	0	0	
		2015-16	66	20	14	34	+1	102	3	1									
		2016-17	52	1	7	8	-12	96	0	0									
		<b>Career Totals</b>	<b>178</b>	<b>30</b>	<b>28</b>	<b>58</b>	<b>+8</b>	<b>311</b>	<b>4</b>	<b>2</b>									
Lalonde, Shawn	D	2009-10	8	1	1	2	0	11	1	1	3	0	0	0	-6	2	0	0	
		2010-11	73	5	27	32	-16	76	0	0									
		2011-12	64	2	11	13	-2	100	0	0									
		2012-13	59	5	18	23	0	91	1	1									
		<b>Career Totals</b>	<b>204</b>	<b>13</b>	<b>57</b>	<b>70</b>	<b>-18</b>	<b>278</b>	<b>2</b>	<b>2</b>		<b>3</b>	<b>0</b>	<b>0</b>	<b>0</b>	<b>-6</b>	<b>2</b>	<b>0</b>	<b>0</b>
Lang, Mickey	C	2012-13	1	0	0	0	0	0	0	0									
Langlois, Jeremy	RW	2016-17	66	8	6	14	-4	13	1	1									
Lankinen, Kevin	G	2018-19	19	0	0	0	0	0	0	0									
		2019-20	21	0	0	0	0	0	0	0									
		<b>Career Totals</b>	<b>40</b>	<b>0</b>	<b>0</b>	<b>0</b>	<b>0</b>	<b>0</b>	<b>0</b>	<b>0</b>	<b>0</b>								
Latta, Michael	C	2016-17	32	3	13	16	-8	61	0	0									
Lavin, Joe	D	2010-11	2	0	1	1	+1	4	0	0									
		2011-12	71	3	14	17	-2	20	0	0									
		2012-13	39	1	8	9	0	16	0	0									
		<b>Career Totals</b>	<b>112</b>	<b>4</b>	<b>23</b>	<b>27</b>	<b>-1</b>	<b>40</b>	<b>0</b>	<b>0</b>									
Lebda, Brett	D	2012-13	27	0	11	11	-12	18	0	0									
LeBlanc, Drew	C	2013-14	76	7	15	22	-4	18	4	0									
		2014-15	41	4	2	6	-1	8	0	0									
		<b>Career Totals</b>	<b>117</b>	<b>11</b>	<b>17</b>	<b>28</b>	<b>-5</b>	<b>26</b>	<b>4</b>	<b>0</b>									
LeBlanc, Peter	C	2010-11	57	12	18	30	-8	12	3	0									
		2011-12	72	24	20	44	+4	14	6	0									
		2012-13	34	4	8	12	-5	15	0	0									
		<b>Career Totals</b>	<b>163</b>	<b>40</b>	<b>46</b>	<b>90</b>	<b>-9</b>	<b>27</b>	<b>9</b>	<b>0</b>									
Leddy, Nick	D	2010-11	22	2	8	10	-7	2	0	0									
		2012-13	31	3	13	16	-2	12	1	0									
		<b>Career Totals</b>	<b>53</b>	<b>5</b>	<b>21</b>	<b>26</b>	<b>-9</b>	<b>14</b>	<b>1</b>	<b>0</b>									
Lefebvre, Philippe	LW	2013-14	29	4	0	4	-3	2	0	0									
Leighton, Michael	G	2014-15	42	0	2	2	0	2	0	0	8	0	0	0	0	2	0	0	
		2015-16	46	0	0	0	0	0	0	0									
Lepine, Jason	D	2008-09	1	0	1	1	+2	2	0	0									
Liambas, Mike	LW	2015-16	44	1	1	2	-4	188	0	1	3	0	0	0	0	16	0	0	
Lindholm, Anton	D	2020-21	16	1	2	3	-9	2	0	0									
Louis, Anthony	C	2016-17	13	1	2	3	-9	4	0	0									
		2017-18	70	14	30	44	+6	8	3	0	9	0	5	5	-5	0	0	0	
		2018-19	74	12	22	34	+3	28	4	0									
		<b>Career Totals</b>	<b>157</b>	<b>27</b>	<b>54</b>	<b>81</b>	<b>0</b>	<b>20</b>	<b>7</b>	<b>0</b>		<b>9</b>	<b>0</b>	<b>5</b>	<b>5</b>	<b>-5</b>	<b>0</b>	<b>0</b>	<b>0</b>
Lundberg, Martin	C	2016-17	67	9	12	21	1	30	1	0									
MacArthur, Pete	LW	2008-09	64	14	11	25	-3	27	2	0	4	0	0	0	-8	0	0	0	
		2009-10	71	8	31	42	+2	33	2	0	3	0	1	1	0	0	0	0	
		<b>Career Totals</b>	<b>135</b>	<b>22</b>	<b>42</b>	<b>67</b>	<b>-1</b>	<b>60</b>	<b>4</b>	<b>0</b>		<b>7</b>	<b>0</b>	<b>1</b>	<b>1</b>	<b>-8</b>	<b>0</b>	<b>0</b>	<b>0</b>
MacAulay, Kenny	D	2007-08	18	0	1	1	-6	17	0	0									
MacDonald, Matt	D	2007-08	22	0	2	2	+1	39	0	0									
MacIntyre, Drew	G	2015-16	8	0	0	0	0	0	0	0									
Makarov, Igor	RW	2010-11	68	11	13	24	-8	49	2	1									
Maksimovich, Kyle	LW	2017-18	4	0	0	0	-2	2	0	0									
Manning, Neil	D	2018-19	3	0	0	0	0	2	0	0									
Marr, Steve	D	2007-08	13	0	1	1	+5	6	0	0									
Martinsen, Andreas	LW	2017-18	64	12	16	28	+7	62	1	0	13	2	3	5	+3	32	0	0	
		2018-19	38	3	8	11	-3	32	0	0									
		<b>Career Totals</b>	<b>102</b>	<b>15</b>	<b>24</b>	<b>39</b>	<b>+4</b>	<b>94</b>	<b>1</b>	<b>0</b>		<b>13</b>	<b>2</b>	<b>3</b>	<b>5</b>	<b>+3</b>	<b>32</b>	<b>0</b>	<b>0</b>
Marsh, Tyson	D	2007-08	11	2	2	4	+6	19	0	0	12	0	2	2	+4	4	0	0	
Mashinter, Brandon	LW	2013-14	47	14	14	28	-8	79	5	0	8	3	3	6	+2	4	1	0	
		2014-15	69	17	15	32	4	57	6	0									
		2015-16	12	4	3	7	0	11	1	0									
		2016-17	61	15	15	30	-20	70	4	0									
		<b>Career Totals</b>	<b>189</b>	<b>50</b>	<b>47</b>	<b>97</b>	<b>-24</b>	<b>217</b>	<b>16</b>	<b>0</b>									

# Rockford IceHogs Alumni

Player	Pos.	Seasons	Regular Season								Playoffs								
			GP	G	A	PTS	+/-	PIM	PP	SH	GP	G	A	PTS	+/-	PIM	PP	SH	
Mattson, Nick	D	2015-16	17	1	6	7	+4	0	0	0	2	0	1	1	-5	0	0	0	
		2016-17	2	0	0	0	+2	2	0	0									
		<b>Career Totals</b>	<b>19</b>	<b>1</b>	<b>6</b>	<b>7</b>	<b>+6</b>	<b>2</b>	<b>0</b>	<b>0</b>									
McArdle, Josh	D	2018-19	19	1	2	3	-4	6	0	0									
		2019-20	4	0	0	0	-2	0	0	0									
		<b>Career Totals</b>	<b>23</b>	<b>1</b>	<b>2</b>	<b>3</b>	<b>-6</b>	<b>6</b>	<b>0</b>	<b>0</b>									
McArdle, Kenndal	LW	2012-13	30	3	2	5	-3	55	1	0									
McCosen, Ian	D	2019-20	56	2	6	8	-13	74	0	0									
McKay, Riley	LW	2020-21	12	0	1	1	-4	25	0	0									
McLaughlin, Dylan	C	2018-19	7	0	2	2	-3	0	0	0									
		2019-20	28	2	5	7	-7	6	1	0									
		2020-21	28	8	14	22	-6	2	3	2									
		<b>Career Totals</b>	<b>63</b>	<b>10</b>	<b>21</b>	<b>31</b>	<b>-16</b>	<b>8</b>	<b>4</b>	<b>2</b>									
McLean, Brett	C	2011-12	36	7	14	21	-11	20	1	0									
McMorrow, Sean	RW	2008-09	25	0	0	0	0	141	0	0									
McNeill, Mark	C	2011-12	7	0	0	0	-2	12	0	0									
		2012-13	5	0	0	0	-1	0	0	0									
		2013-14	76	18	19	37	-12	46	6	0									
		2014-15	63	23	21	44	14	23	4	1		8	2	2	4	+3	2	1	0
		2015-16	64	25	23	48	-4	33	8	2		3	1	1	2	-3	0	0	0
		2016-17	58	6	22	28	-17	23	3	1									
		<b>Career Totals</b>	<b>273</b>	<b>72</b>	<b>85</b>	<b>157</b>	<b>-22</b>	<b>137</b>	<b>21</b>	<b>4</b>		<b>11</b>	<b>3</b>	<b>3</b>	<b>6</b>	<b>0</b>	<b>2</b>	<b>1</b>	<b>0</b>
Mills, Brad	C	2012-13	33	7	9	16	+8	60	0	1									
		2013-14	28	8	6	14	-5	49	3	0									
		<b>Career Totals</b>	<b>61</b>	<b>15</b>	<b>15</b>	<b>30</b>	<b>+3</b>	<b>109</b>	<b>3</b>	<b>1</b>									
Miskovic, Zach	D	2013-14	15	0	7	7	+11	10	0	0									
		2014-15	42	2	6	8	+4	40	0	0		2	1	0	1	0	2	0	0
		<b>Career Totals</b>	<b>57</b>	<b>2</b>	<b>13</b>	<b>15</b>	<b>+15</b>	<b>50</b>	<b>0</b>	<b>0</b>									
Mitchell, Garrett	RW	2019-20	15	4	2	6	-2	9	0	0									
		2020-21	29	3	2	5	-14	44	0	0									
		<b>Career Totals</b>	<b>44</b>	<b>7</b>	<b>4</b>	<b>11</b>	<b>-16</b>	<b>53</b>	<b>0</b>	<b>0</b>									
Mitchell, Ian	D	2020-21	5	0	1	1	-1	0	0	0									
Moberg, Cole	D	2020-21	22	1	4	5	2	14	0	0									
Montador, Steve	D	2012-13	14	2	3	5	+1	13	1	0									
Morgan, Gavin	C	2007-08	47	2	9	11	-6	95	0	0		11	1	1	2	+2	24	0	
Morin, Jeremy	LW	2010-11	22	8	4	12	+2	34	5	0									
		2011-12	69	18	22	40	+9	121	7	1									
		2012-13	67	30	28	58	+2	86	12	3									
		2013-14	47	24	23	47	+9	58	6	0									
		2014-15	3	1	0	1	-1	2	1	0									
		2015-16	28	9	13	22	+7	24	1	1									
		<b>Career Totals</b>	<b>236</b>	<b>90</b>	<b>90</b>	<b>180</b>	<b>+28</b>	<b>325</b>	<b>32</b>	<b>5</b>									
Morris, Cale	G	2020-21	7	0	0	0	0	0	0	0									
Morrison, Brad	C	2020-21	6	3	2	5	6	2	0	0									
Moutrey, Nick	RW	2018-19	49	1	4	5	-10	22	0	0									
		2019-20	52	5	6	11	-7	33	0	1									
		<b>Career Totals</b>	<b>101</b>	<b>6</b>	<b>10</b>	<b>16</b>	<b>-17</b>	<b>55</b>	<b>0</b>	<b>1</b>									
Moynihan, Connor	LW	2018-19	2	0	0	0	0	4	0	0									
Mosey, Evan	RW	2016-17	41	4	5	9	-1	15	0	0									
Mosienko, Tyler	C	2008-09	15	4	7	11	+4	11	3	0		4	1	1	2	-1	2	1	0
Motte, Tyler	F	2015-16	5	2	3	5	+4	2	1	0		3	2	0	2	-5	0	1	0
		2016-17	43	10	6	16	-19	20	3	0									
		<b>Career Totals</b>	<b>48</b>	<b>12</b>	<b>9</b>	<b>21</b>	<b>-15</b>	<b>22</b>	<b>4</b>	<b>0</b>		<b>3</b>	<b>2</b>	<b>0</b>	<b>2</b>	<b>-5</b>	<b>0</b>	<b>1</b>	<b>0</b>
Mullane, Pat	LW	2013-14	46	6	7	13	0	15	2	0									
Nalimov, Ivan	G	2020-21	5	0	0	0	0	0	0	0									
Nesbitt, Derek	RW	2007-08	46	17	18	35	0	6	4	0		12	3	3	6	-2	12	1	0
		2009-10	23	4	1	5	-2	6	1	0									
		<b>Career Totals</b>	<b>69</b>	<b>21</b>	<b>19</b>	<b>40</b>	<b>-2</b>	<b>12</b>	<b>5</b>	<b>0</b>		<b>12</b>	<b>3</b>	<b>3</b>	<b>6</b>	<b>-2</b>	<b>12</b>	<b>1</b>	<b>0</b>
Niemi, Antti	G	2008-09	38	0	0	0	-	4	0	0		2	0	0	0	-	0	0	0
Nightingale, Jared	D	2013-14	67	1	3	4	-14	114	0	0									
Nilsson, Jacob	C	2018-19	61	15	17	32	-5	22	8	0									
		2019-20	62	7	14	21	-12	26	3	1									
		<b>Career Totals</b>	<b>63</b>	<b>22</b>	<b>31</b>	<b>53</b>	<b>-17</b>	<b>48</b>	<b>11</b>	<b>1</b>									

# Rockford IceHogs Alumni

Player	Pos.	Seasons	Regular Season										Playoffs									
			GP	G	A	PTS	+/-	PIM	PP	SH	GP	G	A	PTS	+/-	PIM	PP	SH				
Noel, Nathan	C	2017-18	17	1	0	1	-2	18	0	0												
		2018-19	46	2	4	6	-8	55	0	1												
		2019-20	8	0	0	0	-1	10	0	0												
		<b>Career Totals</b>	<b>71</b>	<b>3</b>	<b>4</b>	<b>7</b>	<b>-11</b>	<b>83</b>	<b>0</b>	<b>1</b>												
Nordstrom, Joakim	C	2012-13	11	0	3	3	+2	12	0	0												
		2013-14	58	17	16	33	+9	21	4	0												
		2014-15	23	9	7	16	-1	19	5	0												
		<b>Career Totals</b>	<b>92</b>	<b>26</b>	<b>26</b>	<b>52</b>	<b>+10</b>	<b>52</b>	<b>10</b>	<b>0</b>												
Norell, Robin	D	2014-15	0	0	0	0	0	0	0	0	3	0	0	0	0	2	0	0				
		2015-16	8	0	2	2	+4	2	0	0	2	0	0	0	-2	2	0	0				
		2016-17	65	1	8	9	-21	18	0	0												
		2017-18	17	1	0	1	-2	18	0	0												
		<b>Career Totals</b>	<b>90</b>	<b>2</b>	<b>10</b>	<b>12</b>	<b>+15</b>	<b>38</b>	<b>0</b>	<b>0</b>	<b>5</b>	<b>0</b>	<b>0</b>	<b>0</b>	<b>-2</b>	<b>4</b>	<b>0</b>	<b>0</b>				
Olczyk, Tommy	LW	2017-18	1	0	0	0	-1	0	0	0												
		Olesz, Rostislav	W	2011-12	50	17	24	44	+7	32	7	0										
				2012-13	14	7	12	19	+5	4	1	0										
				<b>Career Totals</b>	<b>64</b>	<b>24</b>	<b>36</b>	<b>63</b>	<b>+12</b>	<b>36</b>	<b>8</b>	<b>0</b>										
Olimb, Mathis	C	2010-11	60	10	22	32	+8	22	3	1												
		Olofsson, Fredrik	LW	2018-19	2	0	0	0	-2	0	0	0										
				Olsen, Dylan	D	2010-11	42	0	4	4	-18	10	0	0								
						2011-12	44	4	3	7	-5	44	0	0								
						2012-13	50	2	9	11	-4	27	2	0								
						2013-14	16	0	8	8	+3	8	0	0								
<b>Career Totals</b>	<b>152</b>	<b>6</b>	<b>24</b>	<b>30</b>	<b>-24</b>	<b>89</b>	<b>2</b>	<b>0</b>														
Osipov, Dmitri	D	2018-19	8	0	2	2	0	13	0	0												
		2019-20	28	1	0	1	-4	44	0	0												
		2020-21	22	2	4	6	-10	34	0	0												
		<b>Career Totals</b>	<b>58</b>	<b>3</b>	<b>6</b>	<b>9</b>	<b>-14</b>	<b>91</b>	<b>0</b>	<b>0</b>												
Paille, Daniel	LW	2015-16	31	1	3	4	-5	2	0	0												
		Paiment, Jonathan	D	2007-08	3	2	0	2	+1	4	0	0										
				Paradis, Philippe	LW	2010-11	4	1	0	1	-2	2	0	0								
						2011-12	58	5	11	16	-11	39	1	0								
						2012-13	36	1	7	8	4	100	0	0								
<b>Career Totals</b>	<b>98</b>	<b>7</b>	<b>18</b>	<b>25</b>	<b>-9</b>	<b>141</b>	<b>1</b>	<b>0</b>														
Peckham, Theo	D	2013-14	45	0	6	6	+6	100	0	0												
		Pelletier, Pascal	LW	2008-09	71	29	26	55	-6	45	8	0	4	1	0	1	-7	6	1	0		
				2016-17	8	3	4	7	+2	0	1	0										
				2017-18	69	14	15	29	+13	18	1	2	13	2	0	2	-2	6	0	0		
				2018-19	41	7	10	17	+5	22	0	0										
				<b>Career Totals</b>	<b>118</b>	<b>24</b>	<b>29</b>	<b>53</b>	<b>+20</b>	<b>40</b>	<b>2</b>	<b>2</b>	<b>13</b>	<b>2</b>	<b>0</b>	<b>2</b>	<b>-2</b>	<b>6</b>	<b>0</b>	<b>0</b>		
Petiot, Richard	D	2009-10	80	8	29	37	+20	88	3	0	4	0	0	0	0	4	0	0				
		Phillips, David	D	2009-10	52	0	6	6	+14	52	0	0	4	0	0	0	-1	0	0	0		
				2020-21	27	2	7	9	-3	14	0	0										
				Pineault, Adam	RW	2008-09	41	5	9	14	-1	16	1	0	4	0	0	0	0	2	1	0
						2010-11	70	12	31	43	-6	50	2	0								
						2011-12	66	23	33	56	+9	36	7	0								
						2012-13	76	22	53	75	+11	72	7	1								
				2013-14	26	11	15	26	-1	10	2	1										
2020-21	7	8	2	10	-2	0	3	0														
<b>Career Totals</b>	<b>245</b>	<b>76</b>	<b>134</b>	<b>210</b>	<b>+11</b>	<b>168</b>	<b>21</b>	<b>2</b>														
Pokka, Ville	D	2014-15	68	8	22	30	0	16	5	0	8	0	3	3	-4	0	0	0				
		2015-16	76	10	35	45	0	24	5	0	3	0	1	1	-6	0	0	0				
		2016-17	76	6	24	30	-25	35	5	1												
		2017-18	46	4	18	22	+3	20	1	0												
		<b>Career Totals</b>	<b>256</b>	<b>28</b>	<b>99</b>	<b>127</b>	<b>-22</b>	<b>95</b>	<b>16</b>	<b>1</b>	<b>11</b>	<b>0</b>	<b>4</b>	<b>4</b>	<b>-10</b>	<b>0</b>	<b>0</b>	<b>0</b>				
Potulny, Ryan	C	2010-11	58	18	23	41	0	30	11	1												
		Press, Robin	D	2014-15	2	0	0	0	0	0	0	0										
				2016-17	9	0	0	0	-1	2	0	0										
				2017-18	7	0	0	0	-1	2	0	0										
				<b>Career Totals</b>	<b>18</b>	<b>0</b>	<b>0</b>	<b>0</b>	<b>-2</b>	<b>4</b>	<b>0</b>	<b>0</b>										
Quick, Kevin	D	2012-13	3	0	0	0	-	0	0	0												
		Quenneville, John	RW	2019-20	36	13	9	22	+4	31	3	1										
				2020-21	16	1	1	2	-6	23	1	0										
				<b>Career Totals</b>	<b>52</b>	<b>14</b>	<b>10</b>	<b>24</b>	<b>-2</b>	<b>54</b>	<b>4</b>	<b>1</b>										
Quenneville, Peter	C	2019-20	7	0	0	0	-2	0	0	0												

# Rockford IceHogs Alumni

Player	Pos.	Seasons	Regular Season									Playoffs						
			GP	G	A	PTS	+/-	PIM	PP	SH	GP	G	A	PTS	+/-	PIM	PP	SH
Raanta, Antti	G	2013-14	14	0	0	0	0	0	0	0	0							
		2014-15	11	0	0	0	0	0	0	0	0							
		<b>Career Totals</b>	<b>25</b>	<b>0</b>	<b>0</b>	<b>0</b>	<b>0</b>	<b>0</b>	<b>0</b>	<b>0</b>	<b>0</b>							
Radja, Mike	C	2008-09	57	11	12	23	+8	20	1	0								
Raddysh, Darren	D	2017-18	66	5	17	22	+10	26	0	0	1	0	0	0	0	0	0	0
		2018-19	54	8	18	26	+6	20	2	0	9	0	2	2	-4	4	0	0
		<b>Career Totals</b>	<b>120</b>	<b>13</b>	<b>35</b>	<b>48</b>	<b>+16</b>	<b>46</b>	<b>2</b>	<b>0</b>	<b>9</b>	<b>0</b>	<b>2</b>	<b>2</b>	<b>-4</b>	<b>4</b>	<b>0</b>	<b>0</b>
Rallo, Greg	C	2007-08	2	0	0	0	-1	0	0	0								
Rasmussen, Dennis	C	2014-15	73	13	14	27	9	30	1	0	7	0	0	0	0	2	0	0
		2015-16	25	7	9	16	-1	18	1	1	3	1	1	2	-2	0	0	0
		<b>Career Totals</b>	<b>98</b>	<b>20</b>	<b>23</b>	<b>43</b>	<b>+8</b>	<b>48</b>	<b>2</b>	<b>1</b>	<b>10</b>	<b>1</b>	<b>1</b>	<b>2</b>	<b>-2</b>	<b>2</b>	<b>0</b>	<b>0</b>
Regin, Peter	C	2014-15	69	10	31	41	2	30	4	0	8	1	4	5	-3	2	1	0
Regula, Alec	D	2020-21	16	3	1	4	-1	12	0	0								
Richards, Alec	G	2009-10	6	0	0	0	-	0	0	0								
		2010-11	44	0	1	1	-	0	0	0								
		2011-12	22	0	0	0	0	2	0	0								
		2012-13	11	0	0	0	0	0	0	0								
		<b>Career Totals</b>	<b>83</b>	<b>0</b>	<b>1</b>	<b>1</b>	<b>-</b>	<b>2</b>	<b>0</b>	<b>0</b>								
Richmond, Danny	D	2007-08	40	2	12	14	+8	156	0	0								
		2009-10	15	0	6	6	-6	31	0	0	4	0	1	1	-4	5	0	0
		<b>Career Totals</b>	<b>55</b>	<b>2</b>	<b>18</b>	<b>20</b>	<b>+2</b>	<b>187</b>	<b>0</b>	<b>0</b>	<b>4</b>	<b>0</b>	<b>1</b>	<b>1</b>	<b>-4</b>	<b>5</b>	<b>0</b>	<b>0</b>
Robertson, Dennis	D	2015-16	37	2	4	6	+10	30	0	0								
Ross, Garret	F	2012-13	2	0	0	0	0	5	0	0								
		2013-14	74	15	19	34	12	78	4	1								
		2014-15	69	21	22	43	20	100	2	0	8	2	1	3	+6	2	0	0
		2015-16	65	7	13	20	-8	109	2	0								
		<b>Career Totals</b>	<b>210</b>	<b>43</b>	<b>54</b>	<b>97</b>	<b>+24</b>	<b>292</b>	<b>8</b>	<b>1</b>								
Rundblad, David	D	2015-16	10	2	2	4	+4	0	0	0								
Rutta, Jan	D	2018-19	8	1	3	4	-2	2	0	0								
Ryan, Prestin	D	2007-08	44	7	17	24	+1	117	4	0								
Saad, Brandon	LW	2012-13	31	8	12	20	+1	10	0	1								
Saarela, Aleksi	C	2019-20	5	0	1	1	+2	0	0	0								
Salak, Alexander	G	2011-12	21	0	0	0	0	16	0	0								
Samsonov, Sergei	LW	2007-08	2	1	0	1	-1	0	1	0								
Samuelsson, Henrik	LW	2017-18	25	9	3	12	-1	33	1	0	4	0	0	0	0	2	0	0
		2018-19	40	2	5	7	-8	33	0	0								
		<b>Career Totals</b>	<b>65</b>	<b>11</b>	<b>8</b>	<b>19</b>	<b>-9</b>	<b>66</b>	<b>1</b>	<b>0</b>	<b>4</b>	<b>0</b>	<b>0</b>	<b>0</b>	<b>0</b>	<b>2</b>	<b>0</b>	<b>0</b>
Sarauer, Andrew	LW	2010-11	1	0	0	0	0	0	0	0								
Sawyer, Jean-Claude	D	2007-08	4	0	0	0	-2	4	0	0								
		2008-09	19	3	1	4	-1	19	1	0								
		2009-10	4	0	1	1	-2	2	0	0								
		<b>Career Totals</b>	<b>27</b>	<b>3</b>	<b>2</b>	<b>5</b>	<b>-5</b>	<b>25</b>	<b>1</b>	<b>0</b>								
Schmaltz, Nick	RW	2016-17	12	6	3	9	-4	2	1	1								
Schilling, Cameron	D	2015-16	73	5	17	22	+10	38	3	0	3	0	1	1	0	0	0	0
		2016-17	40	7	10	17	-3	18	3	1								
		<b>Career Totals</b>	<b>113</b>	<b>12</b>	<b>27</b>	<b>39</b>	<b>+7</b>	<b>56</b>	<b>6</b>	<b>1</b>	<b>3</b>	<b>0</b>	<b>1</b>	<b>1</b>	<b>0</b>	<b>0</b>	<b>0</b>	<b>0</b>
Schnell, Ryan	LW	2014-15	24	2	4	6	1	71	0	0								
Schroeder, Jordan	RW	2018-19	62	19	26	45	-6	8	1	0								
Scuderi, Rob	D	2015-16	3	0	0	0	+1	2	0	0								
Seabrook, Keith	D	2014-15	15	1	4	5	3	2	0	0	7	0	2	2	-2	10	0	0
Segal, Brandon	RW	2011-12	53	13	12	25	-18	63	3	1								
Shalunov, Maxim	RW	2013-14	20	0	4	4	-4	8	0	0								
Sharrow, Jimmy	D	2008-09	50	3	5	8	+11	40	0	0	4	0	1	1	-3	0	0	0
Shaw, Andrew	C	2011-12	38	12	11	23	-2	99	2	1								
		2012-13	28	8	6	14	-2	12	1	0								
		<b>Career Totals</b>	<b>66</b>	<b>20</b>	<b>17</b>	<b>37</b>	<b>-4</b>	<b>111</b>	<b>3</b>	<b>1</b>								
Shea, Bobby	D	2013-14	29	3	4	7	4	84	0	0								
Sheppard, Scott	RW	2008-09	1	0	0	0	-1	0	0	0								
Sikura, Dylan	RW	2018-19	46	17	18	35	+7	12	3	0								
		2019-20	45	14	19	33	+11	20	3	0								
		<b>Career Totals</b>	<b>91</b>	<b>31</b>	<b>37</b>	<b>68</b>	<b>+18</b>	<b>32</b>	<b>6</b>	<b>0</b>								
Sikura, Tyler	C	2017-18	74	23	16	39	+24	18	3	3	13	5	1	6	0	2	3	0
		2018-19	50	7	12	19	+1	20	2	0								
		2019-20	63	14	20	34	+10	22	3	1								
		<b>Career Totals</b>	<b>187</b>	<b>44</b>	<b>48</b>	<b>92</b>	<b>+35</b>	<b>60</b>	<b>8</b>	<b>4</b>	<b>13</b>	<b>5</b>	<b>1</b>	<b>6</b>	<b>0</b>	<b>2</b>	<b>3</b>	<b>0</b>

# Rockford IceHogs Alumni

Player	Pos.	Seasons	Regular Season								Playoffs							
			GP	G	A	PTS	+/-	PIM	PP	SH	GP	G	A	PTS	+/-	PIM	PP	SH
Simpson, Kent	G	2011-12	1	0	0	0	0	0	0	0	0	0	0	0	0	0	0	0
		2012-13	2	0	0	0	0	0	0	0	0	0	0	0	0	0	0	0
		2013-14	31	0	0	0	0	0	2	0	0	0	0	0	0	0	0	0
		<b>Career Totals</b>	<b>34</b>	<b>0</b>	<b>0</b>	<b>0</b>	<b>0</b>	<b>0</b>	<b>2</b>	<b>0</b>	<b>0</b>	<b>0</b>	<b>0</b>	<b>0</b>	<b>0</b>	<b>0</b>	<b>0</b>	<b>0</b>
Skille, Jack	RW	2007-08	59	19	18	34	-3	44	4	0	12	2	1	3	-4	6	0	0
		2008-09	58	20	25	45	+10	56	8	1	4	0	0	0	-3	0	0	0
		2009-10	63	23	26	49	-1	50	9	2	16	2	1	3	-7	6	0	0
		<b>Career Totals</b>	<b>180</b>	<b>62</b>	<b>69</b>	<b>131</b>	<b>+6</b>	<b>150</b>	<b>21</b>	<b>3</b>	<b>16</b>	<b>2</b>	<b>1</b>	<b>3</b>	<b>-7</b>	<b>6</b>	<b>0</b>	<b>0</b>
Skinner, Brett Slavin, Josiah Smith, Ben	D	2013-14	38	1	9	10	-9	8	1	0								
		LW	2020-21	15	3	4	7	0	8	1	1							
	RW	2010-11	63	19	12	31	-3	16	5	2								
		2011-12	38	15	16	31	+2	10	8	0								
<b>Career Totals</b>	<b>155</b>	<b>61</b>	<b>48</b>	<b>109</b>	<b>+16</b>	<b>39</b>	<b>23</b>	<b>2</b>										
Snuggerud, Luc	D	2016-17	13	1	4	5	-2	2	0	0								
		2017-18	40	5	12	17	-3	24	0	0								
		2018-19	4	0	1	1	-4	0	0	0								
		<b>Career Totals</b>	<b>56</b>	<b>6</b>	<b>17</b>	<b>23</b>	<b>-9</b>	<b>26</b>	<b>0</b>	<b>0</b>								
Soderlund, Tim	LW	2019-20	29	1	2	3	-6	14	0	0								
		2020-21	23	0	5	5	-14	2	0	0								
		<b>Career Totals</b>	<b>52</b>	<b>1</b>	<b>7</b>	<b>8</b>	<b>-20</b>	<b>16</b>	<b>0</b>	<b>0</b>								
St. Pierre, Martin	C	2007-08	69	21	67	88	+3	80	10	1	12	2	12	14	+3	12	1	0
		2012-13	76	26	33	59	+11	59	3	2	12	2	12	14	+3	12	1	0
		<b>Career Totals</b>	<b>145</b>	<b>47</b>	<b>100</b>	<b>147</b>	<b>+14</b>	<b>139</b>	<b>13</b>	<b>2</b>	<b>12</b>	<b>2</b>	<b>12</b>	<b>14</b>	<b>+3</b>	<b>12</b>	<b>1</b>	<b>0</b>
Stanton, Ryan	D	2009-10	2	0	1	1	+2	0	0	0								
		2010-11	73	3	14	17	+9	76	0	0								
		2011-12	76	3	14	17	-4	130	1	0								
		2012-13	73	3	22	25	+16	126	0	0								
		<b>Career Totals</b>	<b>224</b>	<b>9</b>	<b>41</b>	<b>60</b>	<b>+23</b>	<b>332</b>	<b>1</b>	<b>0</b>								
Stephenson, Logan Stokes, Ryan Suave, Maxime Svedberg, Viktor	D	2008-09	16	1	2	3	+1	31	0	0	4	0	0	0	-3	14	0	0
		D	2007-08	55	4	6	10	+10	93	0	0	12	0	0	0	+8	14	0
	C	2012-13	8	1	2	3	+2	4	0	0								
		D	2013-14	35	2	7	9	5	26	1	0							
	2014-15		49	3	11	14	14	41	0	0	8	0	4	4	+4	8	0	0
	2015-16		40	1	14	15	+9	39	1	0								
	2016-17	51	2	9	11	-7	70	1	0									
	2017-18	73	6	18	24	+18	82	0	1	13	0	5	5	+2	18	0	0	
	<b>Career Notes</b>	<b>248</b>	<b>14</b>	<b>59</b>	<b>73</b>	<b>+39</b>	<b>258</b>	<b>3</b>	<b>1</b>	<b>21</b>	<b>0</b>	<b>9</b>	<b>9</b>	<b>+6</b>	<b>26</b>	<b>0</b>	<b>0</b>	
Svensden, Brandon	LW	2011-12	39	4	10	14	-2	12	0	0								
		2012-13	40	6	6	12	-7	14	0	0								
		<b>Career Totals</b>	<b>79</b>	<b>10</b>	<b>16</b>	<b>26</b>	<b>-9</b>	<b>26</b>	<b>0</b>	<b>0</b>								
Taffe, Jeff Tanguay, Maxime Teply, Michal Teravainen, Teuvo	C	2010-11	74	30	37	67	+10	22	11	1								
		C	2009-10	5	0	1	1	-1	2	0	0							
	RW	2020-21	18	0	5	5	-1	6	0	0								
		C	2013-14	5	2	0	2	2	2	1	0							
	2014-15		39	6	19	25	-6	6	2	1								
<b>Career Notes</b>	<b>44</b>	<b>8</b>	<b>19</b>	<b>27</b>	<b>-4</b>	<b>8</b>	<b>3</b>	<b>1</b>										
Thompson, Mathew Toews, David Toivonen, Hannu	C	2019-20	5	0	0	0	-1	0	0	0								
		C	2011-12	2	0	0	0	-1	0	0	0							
	G	2009-10	5	0	0	0	0	0	0	0	1	0	0	0	-	0	0	0
		2010-11	49	0	1	1	0	10	0	0	1	0	0	0	-	0	0	0
<b>Career Totals</b>	<b>54</b>	<b>0</b>	<b>1</b>	<b>1</b>	<b>0</b>	<b>10</b>	<b>0</b>	<b>0</b>	<b>0</b>	<b>1</b>	<b>0</b>	<b>0</b>	<b>0</b>	<b>-</b>	<b>0</b>	<b>0</b>	<b>0</b>	
Tomkins, Matt	G	2017-18	8	0	0	0	0	0	0	0								
		2019-20	13	0	1	1	0	19	0	0								
		2020-21	15	0	0	0	0	0	0	0								
		<b>Career Totals</b>	<b>21</b>	<b>0</b>	<b>1</b>	<b>1</b>	<b>0</b>	<b>19</b>	<b>0</b>	<b>0</b>								
Torquato, Zack Turner, Brennan	C	2010-11	12	0	0	0	-4	0	0	0								
		D	2007-08	4	0	0	0	-3	14	0	0							
	2008-09		3	0	1	1	+1	5	0	0								
	<b>Career Totals</b>	<b>7</b>	<b>0</b>	<b>1</b>	<b>1</b>	<b>-2</b>	<b>19</b>	<b>0</b>	<b>0</b>									
Tuulola, Joni	D	2017-18	2	0	0	0	+1	0	0	0	4	0	0	0	-1	2	0	0
		2018-19	52	4	10	14	-2	17	0	0								
		2019-20	56	2	6	8	+5	22	0	0								
		<b>Career Totals</b>	<b>110</b>	<b>6</b>	<b>16</b>	<b>22</b>	<b>+4</b>	<b>39</b>	<b>0</b>	<b>0</b>	<b>4</b>	<b>0</b>	<b>0</b>	<b>0</b>	<b>-1</b>	<b>2</b>	<b>0</b>	<b>0</b>

# Rockford IceHogs Alumni

Player	Pos.	Seasons	Regular Season								Playoffs								
			GP	G	A	PTS	+/-	PIM	PP	SH	GP	G	A	PTS	+/-	PIM	PP	SH	
Valleau, Nolan	D	2015-16	62	1	11	12	+8	20	0	0									
		2016-17	46	3	5	8	-19	14	0	0									
		2017-18	3	0	0	0	0	2	0	0									
		<b>Career Totals</b>	<b>111</b>	<b>4</b>	<b>16</b>	<b>20</b>	<b>-11</b>	<b>36</b>	<b>0</b>	<b>0</b>									
Vallerand, Marc-Olivier	RW	2011-12	7	0	2	2	0	7	0	0									
Van Riemsdyk, Trevor	D	2014-15	8	0	3	3	2	0	0	0									
Versteeg, Kris	RW	2007-08	56	18	31	49	+6	174	6	1	12	6	5	11	+4	6	1	1	
		2019-20	6	0	1	1	0	2	0	0									
		<b>Career Totals</b>	<b>62</b>	<b>18</b>	<b>32</b>	<b>50</b>	<b>+6</b>	<b>176</b>	<b>6</b>	<b>1</b>									
Visentin, Mark	G	2015-16	13	0	0	0	0	0	0	0									
Vishnevskiy, Ivan	D	2010-11	46	5	10	15	0	26	2	0									
		2014-15	19	1	5	6	1	14	0	0	2	0	0	0	-1	0	0	0	
		2015-16	30	2	1	3	-1	14	0	0	1	0	0	0	0	0	0	0	
		<b>Career Totals</b>	<b>49</b>	<b>3</b>	<b>6</b>	<b>9</b>	<b>0</b>	<b>28</b>	<b>0</b>	<b>0</b>	<b>3</b>	<b>0</b>	<b>0</b>	<b>0</b>	<b>-1</b>	<b>0</b>	<b>0</b>	<b>0</b>	<b>0</b>
Walters, Dane	RW																		
Watson, Cliff	D	2020-21	8	0	1	1	-3	2	0	0									
Watson, Spencer	RW	2018-19	10	1	2	3	+1	2	0	0									
		2019-20	5	0	0	0	-1	0	0	0									
		<b>Career Totals</b>	<b>15</b>	<b>1</b>	<b>2</b>	<b>3</b>	<b>0</b>	<b>2</b>	<b>0</b>	<b>0</b>									
Wedin, Anton	LW	2019-20	31	7	10	17	-8	8	1	4									
Welychka, Brett	RW	2018-19	18	0	0	0	-4	0	0	0									
Wideman, Alex	RW	2017-18	13	0	0	0	-1	2	0	0									
Wilkie, Chris	RW	2020-21	22	8	5	13	6	23	0	3									
Winchester, Brad	LW	2013-14	55	16	14	30	-8	85	6	0									
Winqvist, Josh	C	2019-20	3	0	0	0	0	0	0	0									
Wise, Jamie	F	2014-15	22	3	0	3	-3	11	0	0									
Wisniewski, James	D	2008-09	2	3	1	4	+4	4	1	0									
Yetman, Chad	RW	2020-21	16	1	1	2	+2	2	1	0									
Youds, Ben	D	2011-12	57	4	13	17	+1	60	1	0									
		2012-13	23	1	8	9	-5	22	1	0									
		2019-20	17	0	7	7	-2	14	0	0									
		<b>Career Totals</b>	<b>97</b>	<b>5</b>	<b>28</b>	<b>33</b>	<b>-6</b>	<b>96</b>	<b>2</b>	<b>0</b>									
Zanette, Paul	LW	2011-12	13	0	0	0	-3	2	0	0									



# Rockford IceHogs Alumni, Goaltenders

Player	Seasons	GP	MIN.	AVG.	W	L	OTL	SOL	SO	GA	EN	Saves	SPCT
Aubrun, Tom	2020-21	3	148	4.46	0	2	0	0	0	11	0	70	.864
Berube, J.F.	2017-18	15	835	2.37	7	8	0	0	2	33	2	378	.920
Brodeur, Mike	2007-08	8	341	2.81	2	3	0	0	0	16	0	150	.904
Carruth, Mac	2013-14	7	375	3.36	2	2	0	1	0	21	1	154	.880
	2014-15	3	177	1.69	2	1	0	0	1	5	0	62	.925
	2015-16	17	860	2.30	6	5	2	0	2	33	2	410	.926
	2016-17	24	1,171	3.64	5	11	5	3	0	71	4	516	.879
	<b>Career</b>	<b>51</b>	<b>2,583</b>	<b>2.75</b>	<b>15</b>	<b>19</b>	<b>7</b>	<b>4</b>	<b>3</b>	<b>130</b>	<b>7</b>	<b>1,142</b>	<b>.903</b>
Cloutier, Dan	2009-10	3	146	2.47	1	1	0	0	0	6	1	50	.893
Crawford, Corey	2007-08	55	3,027	2.83	29	17	2	5	3	143	2	1,388	.907
	2008-09	47	2,686	2.59	22	20	0	3	2	116	5	1,286	.917
	2009-10	45	2,521	2.67	24	16	1	2	1	112	1	1,116	.909
	<b>Career</b>	<b>147</b>	<b>8,234</b>	<b>2.70</b>	<b>69</b>	<b>53</b>	<b>3</b>	<b>10</b>	<b>6</b>	<b>371</b>	<b>8</b>	<b>3,790</b>	<b>.911</b>
Darling, Scott	2014-15	26	1,419	2.20	14	8	2	0	2	52	3	658	.927
	2020-21	1	60	5.00	0	1	0	0	0	5	0	22	.815
	<b>Career</b>	<b>27</b>	<b>1,479</b>	<b>3.60</b>	<b>14</b>	<b>9</b>	<b>2</b>	<b>0</b>	<b>2</b>	<b>57</b>	<b>3</b>	<b>680</b>	<b>.871</b>
Delia, Collin	2017-18	28	1,676	2.72	17	7	4	0	1	76	5	687	.900
	2018-19	26	1,547	2.48	13	8	0	3	0	64	2	752	.922
	2019-20	32	1,825	2.66	16	13	1	1	3	81	1	844	.912
	<b>2020-21</b>	<b>4</b>	<b>209</b>	<b>5.16</b>	<b>2</b>	<b>2</b>	<b>0</b>	<b>0</b>	<b>0</b>	<b>18</b>	<b>0</b>	<b>109</b>	<b>.858</b>
	<b>Career</b>	<b>90</b>	<b>5,255</b>	<b>2.73</b>	<b>48</b>	<b>30</b>	<b>9</b>	<b>4</b>	<b>4</b>	<b>239</b>	<b>8</b>	<b>2,392</b>	<b>.909</b>
Fallon, Joe	2008-09	2	63	0.95	0	0	0	0	0	1	1	16	.941
	2009-10	29	1,545	2.64	15	10	2	1	1	68	1	702	.912
	<b>Career</b>	<b>31</b>	<b>1,608</b>	<b>2.57</b>	<b>15</b>	<b>10</b>	<b>2</b>	<b>1</b>	<b>1</b>	<b>69</b>	<b>2</b>	<b>718</b>	<b>.912</b>
Flaherty, Wade	2007-08	31	1,485	2.54	13	6	2	1	2	63	1	699	.917
Forsberg, Anton	2018-19	32	1,906	2.64	15	15	1	1	0	84	6	955	.919
Glass, Jeff	2016-17	20	1,165	2.63	8	10	2	0	2	51	2	544	.914
	2017-18	28	1,639	2.82	15	9	2	0	0	77	7	724	.904
	<b>Career</b>	<b>48</b>	<b>2,804</b>	<b>2.66</b>	<b>23</b>	<b>19</b>	<b>4</b>	<b>0</b>	<b>2</b>	<b>128</b>	<b>9</b>	<b>1,268</b>	<b>.908</b>
Hildebrand, Jake	2016-17	3	131	4.58	0	1	0	0	0	10	0	66	.868
Hunt, Grady	2004-05	8	187	2.88	3	0	-	0	0	9	0	70	.886
Hutton, Carter	2011-12	43	2,372	2.35	22	13	0	4	3	93	4	1,033	.917
	2012-13	51	2,908	2.72	26	22	1	1	2	132	3	1,439	.908
	<b>Career</b>	<b>94</b>	<b>5,280</b>	<b>2.58</b>	<b>48</b>	<b>35</b>	<b>1</b>	<b>5</b>	<b>5</b>	<b>225</b>	<b>7</b>	<b>2,472</b>	<b>.912</b>
Johansson, Lars	2016-17	39	2,116	2.75	12	17	4	0	2	97	8	944	.907
LaBarbera, Jason	2013-14	32	1,859	2.94	15	15	2	2	0	91	5	831	.500
Lankinen, Kevin	2018-19	19	1,151	2.50	7	8	3	1	0	48	4	485	.910
	2019-20	21	1,190	3.03	8	10	2	1	0	60	1	597	.909
	<b>Career</b>	<b>40</b>	<b>2,341</b>	<b>2.77</b>	<b>15</b>	<b>18</b>	<b>6</b>	<b>2</b>	<b>0</b>	<b>108</b>	<b>5</b>	<b>1,082</b>	<b>.909</b>
Leighton, Michael	2014-15	42	2,391	2.26	22	13	4	2	5	90	4	1,034	.920
	2015-16	46	2,585	2.44	28	8	8	3	5	105	5	1,169	.918
	<b>Career</b>	<b>88</b>	<b>4,976</b>	<b>2.35</b>	<b>50</b>	<b>21</b>	<b>12</b>	<b>5</b>	<b>10</b>	<b>195</b>	<b>9</b>	<b>2,203</b>	<b>.921</b>
Karlsson, Henrik	2012-13	18	1,007	2.86	11	4	1	0	0	48	1	422	.898
MacIntyre, Drew	2015-16	8	435	3.03	2	3	2	0	1	22	2	188	.895
Morris, Cale	2020-21	7	358	2.52	2	3	0	0	0	15	2	179	.923
Nalimov, Ivan	2020-21	5	262	3.43	2	2	0	0	0	15	0	116	.885
Nicklin, Brant	2002-03	50	2,722	3.31	21	10	-	5	4	150	5	1,236	.892
Niemi, Antti	2008-09	38	2,095	2.43	18	14	0	3	2	85	6	890	.913
Raanta, Antti	2013-14	14	677	2.83	7	5	0	0	0	32	2	338	.914
	2014-15	11	603	2.39	8	1	1	0	2	24	0	291	.918
	<b>Career</b>	<b>25</b>	<b>1,280</b>	<b>2.61</b>	<b>15</b>	<b>6</b>	<b>1</b>	<b>0</b>	<b>2</b>	<b>56</b>	<b>2</b>	<b>629</b>	<b>.916</b>
Richards, Alec	2009-10	6	307	3.12	3	2	0	0	0	16	0	137	.895
	2010-11	44	2,369	2.89	17	21	1	1	2	114	4	1,131	.899
	2011-12	22	1,131	3.55	7	11	0	2	0	67	3	558	.893
	2012-13	11	548	3.50	4	5	0	0	0	32	2	221	.874
	<b>Career</b>	<b>83</b>	<b>4,355</b>	<b>3.36</b>	<b>31</b>	<b>39</b>	<b>1</b>	<b>3</b>	<b>2</b>	<b>229</b>	<b>9</b>	<b>2,047</b>	<b>.890</b>
Salak, Alexander	2011-12	21	1,048	2.69	6	10	2	0	0	47	4	439	.903
Simpson, Kent	2011-12	1	63	2.85	0	0	0	1	0	3	0	41	.927
	2012-13	2	98	3.07	1	1	0	0	0	5	0	61	.924
	2013-14	31	1,615	3.64	11	11	3	1	0	98	5	801	.891
	<b>Career</b>	<b>34</b>	<b>1,776</b>	<b>3.58</b>	<b>12</b>	<b>12</b>	<b>3</b>	<b>2</b>	<b>0</b>	<b>106</b>	<b>5</b>	<b>903</b>	<b>.895</b>
Toivonen, Hannu	2009-10	6	296	3.44	1	4	0	0	0	17	1	128	.883
	2010-11	49	2,463	2.90	21	16	4	4	3	119	3	1,278	.907
	<b>Career</b>	<b>55</b>	<b>2,759</b>	<b>2.96</b>	<b>22</b>	<b>20</b>	<b>4</b>	<b>4</b>	<b>3</b>	<b>136</b>	<b>4</b>	<b>1,406</b>	<b>.904</b>

# Rockford IceHogs Alumni, Goaltenders

Player	Seasons	GP	MIN.	AVG.	W	L	OTL	SOL	SO	GA	EN	Saves	SPCT
Tomkins, Matt	2017-18	8	446	4.04	1	4	2	0	0	30	0	203	.871
	2019-20	13	769	3.12	5	7	1	0	0	40	0	344	.896
	2020-21	15	879	3.21	5	9	1	0	0	47	2	458	.907
	<b>Career</b>	<b>36</b>	<b>2,093</b>	<b>3.58</b>	<b>11</b>	<b>20</b>	<b>4</b>	<b>0</b>	<b>0</b>	<b>47</b>	<b>0</b>	<b>458</b>	<b>.896</b>
Visentin, Mark	2015-16	13	716	2.60	4	6	2	1	1	31	1	300	.906
York, Allen	2013-14	1	58	3.08	0	1	0	0	0	3	0	154	.921

# Rockford IceHogs Alumni, Goaltenders - Playoffs

## Playoffs

Player	Seasons	GP	MIN.	AVG.	W	L	OTL	SO	GA	EN	Saves	SPCT
Carruth, Mac	2015	1	34	3.51	0	1	0	0	2	1	13	.867
	2016	3	172	4.53	0	3	0	0	13	2	76	.854
	<b>Career</b>	<b>4</b>	<b>206</b>	<b>4.37</b>	<b>0</b>	<b>4</b>	<b>0</b>	<b>0</b>	<b>15</b>	<b>3</b>	<b>89</b>	<b>.858</b>
Crawford, Corey	2008	12	741	2.27	7	4	1	0	12	1	326	.921
	2009	2	117	2.57	0	2	0	0	5	1	50	.909
	2010	4	216	3.61	0	4	0	0	13	1	88	.871
	<b>Career</b>	<b>16</b>	<b>1,074</b>	<b>2.51</b>	<b>7</b>	<b>10</b>	<b>1</b>	<b>0</b>	<b>30</b>	<b>3</b>	<b>464</b>	<b>.912</b>
Delia, Collin	2018	10	667	2.34	7	3	0	0	26	0	314	.924
Glass, Jeff	2018	3	203	1.48	2	1	0	0	5	0	106	.955
Leighton, Michael	2015	8	440	2.59	4	3	0	0	19	1	235	.919
Niemi, Antti	2009	2	115	3.65	0	2	0	0	7	0	61	.897
Toivonen, Hannu	2010	1	20	3.00	0	0	0	0	1	0	4	.800

## ROCKFORD ICEHOGS IN THE OLYMPICS

### Eduard Zankovets RW

Team Belarus 2002 Olympics  
 Played for Rockford in 2000-01

### Bob Nardella D

Team Italy 2006 Olympics  
 Played for Rockford in 2003-04 & 2005-06

### Niklas Hjalmarsson D

Team Sweden 2014 Olympics  
 Played for Rockford in 2007-10

### Petri Kontiola C

Team Finland 2014 Olympics  
 Played for Rockford in 2007-09

### Mathis Olimb RW

Team Norway 2014 Olympics  
 Played for Rockford in 2010-11

### Rob Klinkhammer C

Team Canada 2018 Olympics  
 Played for Rockford in 2008-12

### Maris Ziedins C

Team Latvia 2006 Olympics  
 Played for Rockford in 2002-04

### Marcus Kruger C

Team Sweden 2014 Olympics  
 Played for Rockford in 2012-13


### Antti Niemi G

Team Finland 2014 Olympics  
 Played for Rockford in 2008-09

### Alexander Saik G

Team Czech Rep. 2014 Olympics  
 Played for Rockford in 2011-12





# IceHogs Alumni To Play In The NHL



**Spencer Abbott**      **Right Wing**  
 With IceHogs: 2014-15, 2016-17  
 IceHogs Stats: 72gp 27g-29a-56pts 20 PIMs  
 NHL Teams: TOR, CHI  
 NHL Totals: 2gp 0g-0a-0pts 0 PIMs  
 NHL Debut: With TOR (10/05/13) vs Ottawa  
 First NHL Goal: N/A



**Akim Aliu**      **Right Wing**  
 With IceHogs: 2007- 09  
 IceHogs Stats: 55gp 13g-6a-19pts 85 PIMs  
 NHL Teams: CGY  
 NHL Totals: 7gp 2g-1a-3pts 26 PIMs  
 NHL Debut: With Calgary (4/5/12) vs. VAN  
 First NHL Goal: With Calgary (4/7/12) vs. Anaheim



**Cam Barker**      **Defenseman**  
 With IceHogs: 2007- 09  
 IceHogs Stats: 36gp 11g-13a-24pts 66 PIMs  
 NHL Teams: EDM, MIN, CHI, VAN  
 NHL Totals: 310gp 21g-75a-96pts 290 PIMs  
 NHL Debut: With Chicago (10/14/05) vs. Col.  
 First NHL Goal: With Chicago (1/14/07) vs. Min.



**Cody Bass**      **Center**  
 With IceHogs: 2014-15  
 IceHogs Stats: 61gp, 6g, 8a, 14pts, 165PIMs  
 NHL Teams: OTT, CBJ, NSH  
 NHL Totals: 75gp, 2g, 3a, 5pts, 107 PIMs  
 NHL Debut: With Ottawa on 12/15/07 vs. Atlanta  
 First NHL Goal: With Ottawa on 1/4/08 vs. Buffalo



**Nicolas Beaudin**      **Defenseman**  
 With IceHogs: 2019-21  
 IceHogs Stats: 68gp, 5g, 20a, 25pts, 37PIMs  
 NHL Teams: CHI  
 NHL Totals: 20gp, 2g, 4a, 6pts, 2 PIMs  
 NHL Debut: With Chicago on 3/11/20 vs. SJ  
 First NHL Goal: With Chicago on 2/11/21 vs. CLB



**Adam Bertl**      **Left Wing**  
 With IceHogs: 2007- 09  
 IceHogs Stats: 52gp, 3g-7a-10pts 78 PIMs  
 NHL Teams: CHI  
 NHL Totals: 2gp 0g-0a-0pts 0 PIMs  
 NHL Debut: With Chicago (4/4/08) vs. Nashville



**J.F. Berube**      **Goalie**  
 With IceHogs: 2017-18  
 IceHogs Stats: 15gp, 7-8-0, 2.37 GAA, .920 SPCT  
 NHL Teams: CHI, NYI  
 NHL Totals: 34gp 9-10-4, 3.39 GAA, .898  
 NHL Debut: With NYI (10/10/15) at CHI  
 First NHL Win: With NYI (2/2/16) vs. MN



**Bryan Bickell**      **Left Wing**  
 With IceHogs: 2007 - 10, 2015 - 16  
 IceHogs Stats: 227gp 56g-59a-115pts 193 PIMs  
 NHL Teams: CHI, CAR  
 NHL Totals: 384gp 65g-70a-135pts 188 PIMs  
 NHL Debut: With Chicago (4/5/07) vs. Detroit  
 First NHL Goal: With Chicago (4/5/07) vs. Detroit



**Mike Blunden**      **Right Wing**  
 With IceHogs: 2007- 09  
 IceHogs Stats: 112gp 19g-28a-47pts 122 PIMs  
 NHL Teams: MON, CBJ, CHI, TBL, OTT  
 NHL Totals: 127gp 7g-6a-13pts 145 PIMs  
 NHL Debut: With Chicago (10/25/06) vs. Van.  
 First NHL Goal: With Columbus (3/25/10) vs. Chi.



**Dave Bolland**      **Center**  
 With IceHogs: 2007- 08  
 IceHogs Stats: 16gp 6g-4a-10pts 18 PIMs  
 NHL Teams: CHI, TOR, FLA  
 NHL Totals: 433gp 85g-123a-208pts 299 PIMs  
 NHL Debut: With Chicago (10/25/06) vs. Van.  
 First NHL Goal: With Chicago (12/16/07) vs. Fla.



**Brandon Bollig**      **Left Wing**  
 With IceHogs: 2009 -13  
 IceHogs Stats: 146gp 13g-11a-24pts 442 PIMs  
 NHL Teams: CHI, CGY  
 NHL Totals: 241gp 10g-13a-23pts 392 PIMs  
 NHL Debut: With Chicago (2/29/12) vs. Toronto  
 First NHL Goal: With Chicago (4/14/12) at Phoenix



**Adam Boqvist**      **Defenseman**  
 With IceHogs: 2019-20  
 IceHogs Stats: 15gp 1g-5a-6pts 10 PIMs  
 NHL Teams: CHI  
 NHL Totals: 76gp 6g-23a-29pts 20 PIMs  
 NHL Debut: With Chicago (11/2/19) at LAK  
 First NHL Goal: With Chicago (11/3/19) at ANA



**Nick Boynton**      **Defenseman**  
 With IceHogs: 2009 -10  
 IceHogs Stats: 6gp 0g-1a-1pts 18 PIMs  
 NHL Teams: PHI, CHI, ANA, FLA, PHO, BOS  
 NHL Totals: 605gp 34g-110a-144pts 862 PIMs  
 NHL Debut: With Boston (4/1/00) vs. NYR  
 First NHL Goal: WithBoston (10/4/01) vs. ANA



**T.J. Brennan**      **Defenseman**  
 With IceHogs: 2014-15, 2019-20  
 IceHogs Stats: 60gp 4g-11a-15pts 25 PIMs  
 NHL Teams: BUF, FLA, TOR  
 NHL Totals: 53gp, 5g-8a-13pts, 29 PIMs  
 NHL Debut: With Buffalo (11/23/11) vs. BOS  
 First NHL Goal: With Buffalo (11/23/11) vs. BOS



**Tim Brent**      **Center**  
 With IceHogs: 2008 - 09  
 IceHogs Stats: 64gp 20g-42a-62pts 59 PIMs  
 NHL Teams: TOR, CHI, PIT, ANA, CAR  
 NHL Totals: 207gp 21g-27a-48pts 76 PIMs  
 NHL Debut: With Anaheim (1/5/07) vs. CLB  
 First NHL Goal: With Anaheim (2/20/07) vs. VAN



**Alex Broadhurst**      **Center**  
 With IceHogs: 2013-15  
 IceHogs Stats: 104gp 22g-37a-59pts 36 PIMs  
 NHL Teams: CBJ  
 NHL Totals: 2gp 0g-0a-0pts 2 PIMs  
 NHL Debut: With Columbus (4/3/13) vs. DET  
 First NHL Goal: N/A



**Mike Brodeur**      **Goalie**  
 With IceHogs: 2007-08  
 IceHogs Stats: 8gp 2-3-0 .904 SPCT 2.81 GAA 0 SO  
 NHL Teams: OTT  
 NHL Totals: 7gp 3-1-0 .966 SPCT 2.17 GAA 1 SO  
 NHL Debut: With OTT (2/19/09) vs. MIN  
 First NHL Win: With OTT (12/19/09) vs. MIN (3-1, 22 saves)



**Evan Brophy**      **Center**  
 With IceHogs: 2007- 11  
 IceHogs Stats: 299gp 44g-64a-108pts 174 PIMs  
 NHL Teams: CHI, COL  
 NHL Totals: 4gp 0g-0a-0pts 0 PIMs  
 NHL Debut: With Chicago (11/23/10) vs. COL



**Troy Brouwer**      **Right Wing**  
 With IceHogs: 2007- 09  
 IceHogs Stats: 80gp 39g-25a-62pts 174 PIMs  
 NHL Teams: CHI, WAS, STL, CGY, FLA  
 NHL Totals: 851gp 182g-181a-363pts 595 PIMs  
 NHL Debut: With Chicago (12/23/06) vs. COL  
 First NHL Goal: With Chicago (11/3/08) vs. COL



**Dustin Byfuglien**      **Defenseman/RW**  
 With IceHogs: 2007- 08  
 IceHogs Stats: 8gp 2g-5a-7pts 25 PIMs  
 NHL Teams: WIN, ATL, CHI  
 NHL Totals: 869gp 177g-348a-525pts 1094 PIMs  
 NHL Debut: With Chicago (3/1/06) vs. Nashville  
 First NHL Goal: With Chicago (3/1/06) vs. Nashville

# IceHogs Alumni To Play In The NHL



**Lucas Carlsson**      **Defenseman**

**With IceHogs:** 2018-21  
**IceHogs Stats:** 124gp 11g-17a-62pts 64 PIMs  
**NHL Teams:** CHI  
**NHL Totals:** 18gp 0g-2a-2pts 2 PIMs  
**NHL Debut:** With CHI (2/23/20) at DAL



**Carl Dahlstrom**      **Defenseman**

**With IceHogs:** 2014 - 19  
**IceHogs Stats:** 162gp 10g-38a-48pts 56 PIMs  
**NHL Teams:** CHI, WPG  
**NHL Totals:** 64gp 0g-10a-10pts 12 PIMs  
**NHL Debut:** With Chicago (2/10/18) at MIN  
**First NHL Goal:**



**Sam Carrick**      **Center**

**With IceHogs:** 2016-17  
**IceHogs Stats:** 57gp 11g-17a-28pts 85 PIMs  
**NHL Teams:** TOR, ANA  
**NHL Totals:** 47gp 4g-7a-11pts 43 PIMs  
**NHL Debut:** With TOR (11/11/14) vs CHI  
**First NHL Goal:** With TOR (3/26/15) vs FLA



**Phillip Danault**      **Center**

**With IceHogs:** 2011 - 15  
**IceHogs Stats:** 154gp 19g-47a-66pts 90 PIMs  
**NHL Teams:** CHI, MTL  
**NHL Totals:** 392gp 55g-144a-199pts 178 PIM  
**NHL Debut:** With Chicago (11/22/14) at EDM  
**First NHL Goal:** With Montreal (1/8/16) vs BUF



**Adam Clendening**      **Defenseman**

**With IceHogs:** 2012-15, 2017-18  
**IceHogs Stats:** 223gp 25g-122a-148pts 199 PIMs  
**NHL Teams:** CHI, VAN, PIT, EDM, NYR, AZ, CLB  
**NHL Totals:** 90gp 4g-20a-24pts 49 PIMs  
**NHL Debut:** With Chicago (11/20/14) vs CGY  
**First NHL Goal:** With Chicago (11/20/14) vs CGY



**Marko Dano**      **Center**

**With IceHogs:** 2015 - 16  
**IceHogs Stats:** 34gp 4g-19a-23pts 40 PIMs  
**NHL Teams:** CBJ, CHI, WIN, COL  
**NHL Totals:** 141gp 19g-26a-45pts 49 PIM  
**NHL Debut:** With CBJ on 10/9/14 at BUF  
**First NHL Goal:** With CBJ (10/11/14) vs NYR



**Joseph Cramarossa**      **Center**

**With IceHogs:** 2019-20  
**IceHogs Stats:** 42gp 5g-7a-12pts 110 PIMs  
**NHL Teams:** ANA, VAN, MN  
**NHL Totals:** 63gp 4g-7a-11pts 75 PIMs  
**NHL Debut:** With ANA (10/23/16) vs VAN  
**First NHL Goal:** With ANA (11/1/16) vs LAK



**Scott Darling**      **Goalie**

**With IceHogs:** 2014-15, 2020-21  
**IceHogs Stats:** 27gp 14-9-2 .871 SPCT 3.60 GAA 2 SO  
**NHL Teams:** CHI, CAR  
**NHL Totals:** 126gp 44-42-18 2.72 GAA .908 SPCT 4 SO  
**NHL Debut:** With Chicago (10/26/14) vs OTT  
**First NHL Win:** With Chicago (10/26/14) vs OTT



**Corey Crawford**      **Goalie**

**With IceHogs:** 2007-10  
**IceHogs Stats:** 145gp 75-55-10 .910 SPCT 2.67 GAA 6 SO  
**NHL Teams:** CHI  
**NHL Totals:** 488gp 280-162-53 .918 SPCT 2.45 GAA 26 SO  
**NHL Debut:** With Chicago (1/22/06) vs MIN  
**First NHL Win:** With Chicago (3/5/08) vs ANA



**Laurent Dauphin**      **Center**

**With IceHogs:** 2017 - 18  
**IceHogs Stats:** 33gp 4g-10a-14pts 23 PIM  
**NHL Teams:** AZ  
**NHL Totals:** 35gp 3g-1a-4pts 18 PIM  
**NHL Debut:** With AZ (12/29/15) vs CHI  
**First NHL Goal:** With AZ (1/4/16) at VAN



**Mark Cullen**      **Center**

**With IceHogs:** 2009 - 10  
**IceHogs Stats:** 62gp 21g-32a-53pts 16 PIMs  
**NHL Teams:** CHI, FLA, PHI  
**NHL Totals:** 38gp 7g-10a-17pts 4 PIMs  
**NHL Debut:** With Chicago (11/10/05) vs STL  
**First NHL Goal:** With Chicago (11/10/05) vs STL



**Collin Delia**      **Goalie**

**With IceHogs:** 2017-21  
**IceHogs Stats:** 90gp 48-30-9 2.73 GAA, .909 SPCT, 4 SO  
**NHL Teams:** CHI  
**NHL Totals:** 24gp 8-8-4 3.63 GAA, .905 SPCT  
**NHL Debut:** With Chicago (3/29/18) vs WPG  
**First NHL Win:** With Chicago (3/29/18) vs WPG



**Jassen Cullimore**      **Defenseman**

**With IceHogs:** 2009 - 11  
**IceHogs Stats:** 100gp 4g-13a-17pts 78 PIMs  
**NHL Teams:** CHI, FLA, TBL, MON, VAN  
**NHL Totals:** 812gp 28g-85a-111pts 704 PIMs  
**NHL Debut:** With Vancouver (2/17/95) at ANA  
**First NHL Goal:** With Vancouver (4/8/95) at Calgary



**Chris DiDomenico**      **Center**

**With IceHogs:** 2010-12, 2017-18  
**IceHogs Stats:** 96gp 31g-30a-40pts 70 PIMs  
**NHL Teams:** OTT  
**NHL Totals:** 27 gp 6g-4a-10pts 14 PIMs  
**NHL Debut:** With OTT (03/09/17) at Arizona  
**First NHL Goal:** With OTT (2/8/18) vs NSH



**Kyle Cumiskey**      **Defenseman**

**With IceHogs:** 2014 - 15  
**IceHogs Stats:** 54gp 2g-18a-20pts 10 PIMs  
**NHL Teams:** COL, CHI  
**NHL Totals:** 139gp 9g-26a-35pts 48 PIMs  
**NHL Debut:** With Colorado (1/1/07) at Nashville  
**First NHL Goal:** With Colorado (1/6/07) at Minnesota



**Jake Dowell**      **Center**

**With IceHogs:** 2007 - 10, 2015 - 16  
**IceHogs Stats:** 274gp 31g-64a-95pts 387 PIMs  
**NHL Teams:** MIN, DAL, CHI  
**NHL Totals:** 157gp 11g-22a-33pts 133 PIMs  
**NHL Debut:** With Chicago (11/19/07) at Calgary  
**First NHL Goal:** With Chicago (11/19/07) at Calgary



**Kirby Dach**      **Forward**

**With IceHogs:** 2019-20  
**IceHogs Stats:** 3gp 0g-0a-0pts 0 PIMs  
**NHL Teams:** CHI  
**NHL Totals:** 82gp 10g-23a-33pts 28 PIMs  
**NHL Debut:** With Chicago (10/20/19) vs WSH  
**First NHL Goal:** With Chicago (10/22/19) vs VGK



**Victor Ejdsell**      **Center**

**With IceHogs:** 2017-19  
**IceHogs Stats:** 66gp 12g-18a-30pts 24 PIM  
**NHL Teams:** CHI  
**NHL Totals:** 6gp 0g-1a-1pts 0 PIMs  
**NHL Debut:** With Chicago (3/26/18) vs SJS  
**First NHL Goal:** With Chicago (3/26/18) vs SJS



**Klas Dahlbeck**      **Defenseman**

**With IceHogs:** 2012 - 15  
**IceHogs Stats:** 194gp 15g-36a-51pts 113 PIMs  
**NHL Teams:** ARI, CHI, CAR  
**NHL Totals:** 170gp 6g-17a-23pts 87 PIMs  
**NHL Debut:** With Chicago (12/6/14) at Nashville  
**First NHL Goal:** With Chicago (12/11/14) at Boston



**Mackenzie Entwistle**      **Right Wing**

**With IceHogs:** 2019-21  
**IceHogs Stats:** 78gp 15g-23a-38pts 46 PIM  
**NHL Teams:** CHI  
**NHL Totals:** 5gp 1g-1a-2pts 2 PIMs  
**NHL Debut:** With Chicago (3/23/21) vs FLA  
**First NHL Goal:** With Chicago (5/9/21) vs SJS

# IceHogs Alumni To Play In The NHL



**Gustav Forsling**      **Defenseman**

**With IceHogs:** 2016-19  
**IceHogs Stats:** 53gp 3g-12a-15pts 20 PIM  
**NHL Teams:** CHI, FLA  
**NHL Totals:** 165gp 13g-31a-44pts 50 PIM  
**NHL Debut:** With CHI (10/12/16) vs St. Louis  
**First NHL Goal:** With CHI (12/13/16) vs Montreal



**Alexandre Fortin**      **Left Wing**

**With IceHogs:** 2017 - 20  
**IceHogs Stats:** 144gp 18g-32a-50pts 42 PIM  
**NHL Teams:** CHI  
**NHL Totals:** 24gp 3g-3a-6pts 2 PIM  
**NHL Debut:** With Chicago (10/11/18) at MN  
**First NHL Goal:** With Chicago (10/21/18) vs. TBL



**Colin Fraser**      **Center**

**With IceHogs:** 2007 - 08  
**IceHogs Stats:** 75gp 17g-24a-41pts 165 PIMs  
**NHL Teams:** EDM, CHI, LA, STL  
**NHL Totals:** 359gp 20g-38a-58pts 290 PIMs  
**NHL Debut:** With Chicago (1/7/07) vs. PHX  
**First NHL Goal:** With Chicago (10/15/08) vs. PHX



**Byron Froese**      **Center**

**With IceHogs:** 2011 - 14  
**IceHogs Stats:** 94gp 4g-13a-17pts 17PIMs  
**NHL Teams:** TOR, TBL, MTL, CGY  
**NHL Totals:** 116gp 6g-11a-17pts 49 PIMs  
**NHL Debut:** With Toronto (10/24/15) at Montreal  
**First NHL Goal:** With Toronto (12/19/15) vs. LAK



**Dennis Gilbert**      **Defense**

**With IceHogs:** 2018-20  
**IceHogs Stats:** 93gp 6g-15a-21pts 113PIMs  
**NHL Teams:** CHI, COL  
**NHL Totals:** 25gp 1g-2a-3pts 45 PIMs  
**NHL Debut:** With CHI (4/3/19) vs. STL  
**First NHL Goal:** With CHI (12/27/19) vs. NYI



**Jeff Glass**      **Goalie**

**With IceHogs:** 2016 - 18  
**IceHogs Stats:** 48gp, 23-19-4, 2.74 GAA, .908 SPCT  
**NHL Teams:** CHI  
**NHL Totals:** 15gp, 3-7-3, 3.36 GAA, .898 SPCT  
**NHL Debut:** With CHI (12/31/17) at EDM  
**First NHL Win:** With CHI (12/31/17) at EDM



**Erik Gustafsson**      **Defenseman**

**With IceHogs:** 2015 - 18  
**IceHogs Stats:** 120gp 11g-47a-58pts 96PIMs  
**NHL Teams:** CHI, CGY, PHI, MTL  
**NHL Totals:** 250gp 20g-102a-131pts 71 PIMs  
**NHL Debut:** With CHI (10/30/15) at Minnesota  
**First NHL Goal:** With CHI (1/20/18) vs. NYI



**Brandon Hagel**      **Left Wing**

**With IceHogs:** 2018-20  
**IceHogs Stats:** 67gp 19g-13a-32pts 40 PIMs  
**NHL Teams:** CHI  
**NHL Totals:** 53gp 9g-15a-24pts 11 PIMs  
**NHL Debut:** With Chicago (3/11/20) vs. SJS  
**First NHL Goal:** With Chicago (2/23/21) at CLB



**Ryan Hartman**      **Right Wing**

**With IceHogs:** 2013 - 16  
**IceHogs Stats:** 139gp 31g-48a-79pts 257 PIMs  
**NHL Teams:** CHI, NSH, PHI, MN  
**NHL Totals:** 365gp 58g-73a-131pts 320 PIM  
**NHL Debut:** With Chicago (2/13/15) vs NJ  
**First NHL Goal:** With Chicago (10/12/16) vs STL



**John Hayden**      **Right Wing**

**With IceHogs:** 2017-18  
**IceHogs Stats:** 24gp 5g-12a-17pts 7 PIMs  
**NHL Teams:** CHI, NJ, AZ  
**NHL Totals:** 185gp 13g-18a-31pts 199 PIMs  
**NHL Debut:** With Chicago (3/16/17) at OTT  
**First NHL Goal:** With Chicago (3/18/17) at TOR



**Jimmy Hayes**      **Right Wing**

**With IceHogs:** 2010 - 14  
**IceHogs Stats:** 120gp 36g-40a-76pts 38 PIMs  
**NHL Teams:** CHI, FLA, BOS, NJD  
**NHL Totals:** 334gp 54g-55a-109pts 149 PIMs  
**NHL Debut:** With Chicago (12/30/11) vs. Detroit  
**First NHL Goal:** With Chicago (1/2/12) vs. Edmonton



**Jordan Hendry**      **Defenseman**

**With IceHogs:** 2007 - 09  
**IceHogs Stats:** 98gp 6g-10a-16pts 103 PIMs  
**NHL Teams:** CHI, ANA  
**NHL Totals:** 131gp 4g-9a-13pts 40 PIMs  
**NHL Debut:** With Chicago (1/9/08) vs. Dallas  
**First NHL Goal:** With Chicago (4/2/08) vs. Detroit



**Matthew Highmore**      **Center**

**With IceHogs:** 2017-20  
**IceHogs Stats:** 97gp 31g-33a-64pts 44 PIM  
**NHL Teams:** CHI, VAN  
**NHL Totals:** 91gp 7g-8a-15pts 14 PIMs  
**NHL Debut:** With CHI (3/1/18) at SJS  
**First NHL Goal:** With CHI (3/10/18) at BOS



**Vinny Hinostroza**      **Center**

**With IceHogs:** 2014 - 18  
**IceHogs Stats:** 109gp 30g-52a-82pts 36 PIMs  
**NHL Teams:** CHI, AZ, FLA  
**NHL Totals:** 272gp 38g-74a-112pts 69 PIMs  
**NHL Debut:** With CHI (10/17/15) vs. Columbus  
**First NHL Goal:** With CHI (11/19/16) at Vancouver



**Niklas Hjalmarsson**      **Defenseman**

**With IceHogs:** 2007 - 09  
**IceHogs Stats:** 99gp 10g-25a-31pts 84 PIMs  
**NHL Teams:** CHI, AZ  
**NHL Totals:** 821gp 25g-147a-172pts 332 PIMs  
**NHL Debut:** With Chicago (2/28/08) at Dallas  
**First NHL Goal:** With Chicago (4/11/09) at Detroit



**Justin Holl**      **Defenseman**

**With IceHogs:** 2014-15  
**IceHogs Stats:** 2gp 0g-0a-0pts 0 PIMs  
**NHL Teams:** TOR  
**NHL Totals:** 136gp 6g-35a-41pts 70 PIMs  
**NHL Debut:** With Chicago (1/31/18) vs. NYI  
**First NHL Goal:** With Toronto (1/31/18) vs. NYI



**Carter Hutton**      **Goalie**

**With IceHogs:** 2011 - 13  
**IceHogs Stats:** 49gp 48-35-5.1, .912 SPCT, 2.58 GAA  
**NHL Teams:** NSH, CHI, STL, BUF  
**NHL Totals:** 231gp 94-88-27 2.71 GAA, .909 SPCT  
**NHL Debut:** With Chicago (3/16/13) at STL  
**First NHL Win:** With Nashville (10/20/13) at WPG



**Raitis Ivanans**      **Left Wing**

**With IceHogs:** 2002 - 04  
**IceHogs Stats:** 51gp 4g-2a-6pts 208 PIMs  
**NHL Teams:** CGY, LA, MON  
**NHL Totals:** 282gp 12g-6a-18pts 569 PIMs  
**NHL Debut:** With Montreal (10/8/05) vs. TOR  
**First NHL Goal:** With LA (10/12/06) vs. DAL



**Doug Janik**      **Defenseman**

**With IceHogs:** 2008 - 09  
**IceHogs Stats:** 4gp 0g-2a-2pts 4 PIMs  
**NHL Teams:** DET, BUF, TB, DAL, MON  
**NHL Totals:** 190gp 3g-16a-19pts 154 PIMs  
**NHL Debut:** With Buffalo (3/14/03) vs. Tampa  
**First NHL Goal:** With Tampa Bay (1/2/07) at Mon.



**Hugh Jessiman**      **Right Wing**

**With IceHogs:** 2010 - 11  
**IceHogs Stats:** 25gp 3g-2a-5pts 27 PIMs  
**NHL Teams:** FLA  
**NHL Totals:** 2gp 0g-0a-0pts 5 PIMs  
**NHL Debut:** With Florida (2/27/11) vs NJ

# IceHogs Alumni To Play In The NHL



**Stephen Johns**      **Defenseman**

**With IceHogs:** 2013 - 15  
**IceHogs Stats:** 58gp 5g-21a-26pts 48 PIM  
**NHL Teams:** DAL  
**NHL Totals:** 167gp 15g-18a-33pts 93 PIMs  
**NHL Debut:** With DAL (3/11/16) vs. Chicago  
**First NHL Goal:** With DAL (3/17/16) vs. TB



**Aaron Johnson**      **Defenseman**

**With IceHogs:** 2008 - 09  
**IceHogs Stats:** 2gp 0g-1a-1pts 4 PIMs  
**NHL Teams:** BOS, CBJ, EDM, CGY, CHI, NYI  
**NHL Totals:** 291gp 17g-45a-62pts 227 PIMs  
**NHL Debut:** With Columbus (12/2/03) vs. Ana.  
**First NHL Goal:** With Columbus (2/11/04) vs. LA



**Luke Johnson**      **Center**

**With IceHogs:** 2016 - 19  
**IceHogs Stats:** 199gp 39g-39a-78pts 127 PIM  
**NHL Teams:** CHI, MN  
**NHL Totals:** 32gp 1g-1a-2pts 13 PIM  
**NHL Debut:** With CHI (10/4/18) at OTT  
**First NHL Goal:** With MN (4/7/21) vs. COL



**Reese Johnson**      **Center**

**With IceHogs:** 2018 - 21  
**IceHogs Stats:** 76gp 8g-12a-20pts 105 PIMs  
**NHL Teams:** CHI  
**NHL Totals:** 5gp 0g-0a-0pts 9 PIMs  
**NHL Debut:** With Chicago (1/31/21) vs. CLB  
**First NHL Goal:**



**Ryan Johnson**      **Center**

**With IceHogs:** 2010 - 11  
**IceHogs Stats:** 1gp 0g-0a-0pts 0 PIMs  
**NHL Teams:** CHI, VAN, STL, FLA, TB  
**NHL Totals:** 701gp 38g-84a-122pts 250 PIMs  
**NHL Debut:** With Florida (12/5/97) at Wash.  
**First NHL Goal:** With Florida (4/7/99) vs. Boston



**Henri Jokiharju**      **Defenseman**

**With IceHogs:** 2018-19  
**IceHogs Stats:** 30gp 2g-15a-17pts 14 PIM  
**NHL Teams:** CHI, BUF  
**NHL Totals:** 153gp 7g-28a-35pts 52 PIM  
**NHL Debut:** With CHI (10/4/18) at OTT  
**First NHL Goal:** With BUF (1/11/19) at WSH



**Tomas Jurco**      **Center**

**With IceHogs:** 2017-18  
**IceHogs Stats:** 36gp 13g-12a-25pts 38 PIMs  
**NHL Teams:** CHI, DET, EDM, LV  
**NHL Totals:** 221gp 22g-31a-53pts 64 PIMs  
**NHL Debut:** With Florida (10/20/11) vs. BUF  
**First NHL Goal:** With San Jose (12/29/13) vs. ANA



**Wyatt Kalynuk**      **Defenseman**

**With IceHogs:** 2020-21  
**IceHogs Stats:** 8gp 2g-8a-10pts 6 PIMs  
**NHL Teams:** CHI  
**NHL Totals:** 21gp 4g-5a-9pts 4 PIM  
**NHL Debut:** With Chicago (3/7/21) vs. TB  
**First NHL Goal:** With Chicago (4/10/21) at CLB



**David Kampf**      **Center**

**With IceHogs:** 2017-18  
**IceHogs Stats:** 33gp 7g-11a-18pts 14 PIMs  
**NHL Teams:** CHI  
**NHL Totals:** 235gp 17g-41a-58pts 54 PIM  
**NHL Debut:** With CHI (12/28/17) at VAN  
**First NHL Goal:** With CHI (1/12/18) vs. WPG



**Bracken Kearns**      **Center**

**With IceHogs:** 2009 - 10  
**IceHogs Stats:** 80gp 15g-36a-51pts 99 PIMs  
**NHL Teams:** SJ, FLA, NYI  
**NHL Totals:** 35gp 3g-3a-6pts 22 PIMs  
**NHL Debut:** With Florida (10/20/11) vs. Buffalo  
**First NHL Goal:** With San Jose (12/29/13) vs. Ana.



**Tanner Kero**      **Center**

**With IceHogs:** 2014 - 18  
**IceHogs Stats:** 130gp 40g-44a-84pts 45 PIMs  
**NHL Teams:** CHI, DAL  
**NHL Totals:** 111gp 11g-21a-32pts 16 PIMs  
**NHL Debut:** With Chicago (10/29/15) at WPG  
**First NHL Goal:** With Chicago (11/6/15) at NJ



**Kevin Klein**      **Defenseman**

**With IceHogs:** 2004 - 05  
**IceHogs Stats:** 3gp 2g-1a-3pts 0 PIMs  
**NHL Teams:** NYR, NSH  
**NHL Totals:** 627gp 38g-116a-154pts 185 PIMs  
**NHL Debut:** With Nashville (12/3/05) vs. Phi.  
**First NHL Goal:** With Nashville (1/26/07) vs. Chicago



**Rob Klinkhammer**      **Left Wing**

**With IceHogs:** 2008 - 12  
**IceHogs Stats:** 242gp 44g-65a-109pts 139 PIMs  
**NHL Teams:** PHX/ARI, OTT, CHI, PIT, EDM  
**NHL Totals:** 193gp 22g-21a-43pts 64 PIMs  
**NHL Debut:** With Chicago (12/8/10) vs. Dallas  
**First NHL Goal:** With Phoenix (3/9/13) vs. Dallas



**David Koci**      **Left Wing**

**With IceHogs:** 2007 - 08  
**IceHogs Stats:** 7gp 0g-0a-0pts 25 PIMs  
**NHL Teams:** COL, TB, STL, CHI  
**NHL Totals:** 142gp 3g-1a-4pts 461 PIMs  
**NHL Debut:** With Chicago (3/10/07) at Phoenix  
**First NHL Goal:** With Tampa Bay (3/26/09) at Mon.



**Petri Kontiola**      **Center**

**With IceHogs:** 2007 - 09  
**IceHogs Stats:** 147gp 37g-93a-130pts 60 PIMs  
**NHL Teams:** CHI  
**NHL Totals:** 12gp 0g-5a-5pts 6 PIMs  
**NHL Debut:** With Chicago (11/25/07) at Van.



**Mike Kostka**      **Defenseman**

**With IceHogs:** 2013 - 14  
**IceHogs Stats:** 2 gp 0g-1a-1pts 2 PIMs  
**NHL Teams:** TB, CHI, TOR, NYR, OTT  
**NHL Totals:** 85gp 4g-17a-21pts 39 PIMs  
**NHL Debut:** With Toronto (1/19/13) at Montreal  
**First NHL Goal:** With Chicago (10/19/13) vs. Toronto



**Marcus Kruger**      **Center**

**With IceHogs:** 2012 - 13  
**IceHogs Stats:** 34gp 8g-14a-22pts 24 PIMs  
**NHL Teams:** CHI, CAR  
**NHL Totals:** 520gp 38g-85a-123pts 234 PIM  
**NHL Debut:** With Chicago (3/23/11) vs. Florida  
**First NHL Goal:** With Chicago (10/29/11) vs. Col.



**Philipp Kurashev**      **Left Wing**

**With IceHogs:** 2019-20  
**IceHogs Stats:** 36gp 7g-12a-19pts 8 PIMs  
**NHL Teams:** CHI  
**NHL Totals:** 54gp 8g-8a-16pts 12 PIM  
**NHL Debut:** With CHI (1/15/21) at Tampa  
**First NHL Goal:** With CHI (1/19/21) at Florida




# IceHogs Alumni To Play In The NHL



**Peter LeBlanc**      **Left Wing**

**With IceHogs:** 2010 - 13  
**IceHogs Stats:** 163gp 40g-46a-86pts 27 PIMs  
**NHL Teams:** WAS  
**NHL Totals:** 1gp 0g-0a-0pt 0 PIMs  
**NHL Debut:** With Washington (4/13/14) vs. TBL



**Nick Leddy**      **Defenseman**

**With IceHogs:** 2010 - 13  
**IceHogs Stats:** 53gp 5g-21a-26pts 14 PIMs  
**NHL Teams:** CHI, NYI  
**NHL Totals:** 77gp 65g-271a-336pts 145 PIM  
**NHL Debut:** With Chicago (10/7/10) at Colorado  
**First NHL Goal:** With Chicago (10/11/10) at Buffalo




**Michael Leighton**      **Goalie**

**With IceHogs:** 2014 - 16  
**IceHogs Stats:** 88gp 50-21-12 .919 SPCT 2.35 GAA 10 SO  
**NHL Teams:** CHI, NSH, PHI, CAR  
**NHL Totals:** 111gp 37-43-14 .900 SPCT, 2.98 GAA 4 SO  
**NHL Debut:** With Chicago (1/8/03) vs. Phoenix  
**First NHL Win:** With Chicago (4/3/03) at St. Louis




**Mike Liambas**      **Left Wing**

**With IceHogs:** 2015-16  
**IceHogs Stats:** 44gp 1g-1a-2pts 188 PIMs  
**NHL Teams:** NSH, ANA  
**NHL Totals:** 8 gp 0g-1a-1pts 21 PIMs  
**NHL Debut:** With NSH (12/3/16) vs New Jersey  
**First NHL Goal:**



**Andreas Martinsen**      **Left Wing**

**With IceHogs:** 2017-19  
**IceHogs Stats:** 102gp 13g-24a-39pts 94 PIM  
**NHL Teams:** CHI, MTL, COL  
**NHL Totals:** 152gp 9g-14a-23pts 110 PIM  
**NHL Debut:** With COL (11/10/15) at PHI  
**First NHL Goal:** With COL (11/21/15) at WSH



**Brandon Mashinter**      **Left Wing**

**With IceHogs:** 2013 - 16  
**IceHogs Stats:** 128gp 35g-32a-67pts 147 PIMs  
**NHL Teams:** CHI, SJ, NYR  
**NHL Totals:** 64gp 4g-1a-5pts 50 PIMs  
**NHL Debut:** With San Jose (12/29/10) at MIN  
**First NHL Goal:** With Chicago (2/13/15) vs. VAN



**Mark McNeill**      **Center**

**With IceHogs:** 2011 - 16  
**IceHogs Stats:** 215gp 66g-63a-129pts 114 PIMs  
**NHL Teams:** CHI, DAL  
**NHL Totals:** 2gp 0g-0a-0pts 0 PIMs  
**NHL Debut:** With Chicago (1/26/16) at CAR



**Jason LaBarbera**      **Goalie**

**With IceHogs:** 2013 - 14  
**IceHogs Stats:** 32gp 15-15-2 .901 SPCT 2.94 GAA  
**NHL Teams:** NYR, LA, ARI, VAN, EDM, ANA  
**NHL Totals:** 187gp 62-73-0 .907 SPCT 2.85 GAA  
**NHL Debut:** With NYR (10/14/00) at Pittsburgh  
**First NHL Win:** With NYR (3/5/04) vs. Washington



**Shawn Lalonde**      **Defenseman**

**With IceHogs:** 2009 - 13  
**IceHogs Stats:** 204gp 13g-57a-70pts 278 PIMs  
**NHL Teams:** CHI  
**NHL Totals:** 1gp 0g-0a-0pts 0 PIMs



**Kevin Lankinen**      **Goalie**

**With IceHogs:** 2018 - 20  
**IceHogs Stats:** 40gp 15-22-3 .909 SPCT 2.77 GAA  
**NHL Teams:** CHI  
**NHL Totals:** 37gp 17-14-5 .909 SPCT, 3.01 GAA 2 SO  
**NHL Debut:** With Chicago (1/19/03) at Florida  
**First NHL Win:** With Chicago (1/22/21) vs. Detroit



**Brad Mills**      **Center**

**With IceHogs:** 2012 - 14  
**IceHogs Stats:** 61gp 15g-15a-30pts 109 PIMs  
**NHL Teams:** CHI, NJ  
**NHL Totals:** 34gp 1g-1a-2pts 37 PIMs  
**NHL Debut:** With New Jersey (10/30/10) at LA  
**First NHL Goal:** With New Jersey (11/3/10) at CHI



**Ian Mitchell**      **Defenseman**

**With IceHogs:** 2020-21  
**IceHogs Stats:** 5gp 0g-1a-1pts 0 PIMs  
**NHL Teams:** CHI  
**NHL Totals:** 39gp 3g-4a-7pts 14 PIMs  
**NHL Debut:** With Chicago (11/27/21) at TBL  
**First NHL Goal:** With Chicago (2/11/21) vs. CLB



**Tyler Motte**      **Left Wing**

**With IceHogs:** 2015-17  
**IceHogs Stats:** 48gp 12g-9a-21pts 22 PIMs  
**NHL Teams:** CHI, CLB, VAN  
**NHL Totals:** 211gp 28g-19a-47pts 54 PIM  
**NHL Debut:** With CHI (10/12/16) vs St. Louis  
**First NHL Goal:** With CHI (10/21/16) at Columbus



**Jeremy Morin**      **Left Wing**

**With IceHogs:** 2010 - 16  
**IceHogs Stats:** 236gp 90g-90a-180pts 325 PIMs  
**NHL Teams:** CHI, CBJ  
**NHL Totals:** 82gp 10g-12a-22pts 69 PIMs  
**NHL Debut:** With Chicago (11/6/10) at Atlanta  
**First NHL Goal:** With Chicago (12/8/10) vs. Dallas



**Antti Niemi**      **Goalie**

**With IceHogs:** 2008 - 09  
**IceHogs Stats:** 38gp 18-14-0-3 .912 SPCT 2.38 GAA 2 SO  
**NHL Teams:** SJ, CHI, DAL, PIT, FLA, MTL  
**NHL Totals:** 463GP 242-140-57 2.57 GAA, .912 SPCT  
**NHL Debut:** With Chicago (2/27/09) vs. PIT  
**First NHL Win:** With Chicago (3/1/09) vs. LA




**Jacob Nilsson**      **Center**

**With IceHogs:** 2018 - 20  
**IceHogs Stats:** 123gp 22g-31a-53pts 48 PIM  
**NHL Teams:** CHI  
**NHL Totals:** 2GP 0g-0a-0pts 0 PIM  
**NHL Debut:** With Chicago (12/23/18) vs. FLA  
**First NHL Goal:**



**Joakim Nordstrom**      **Left Wing**

**With IceHogs:** 2012 - 15  
**IceHogs Stats:** 92gp 26g-26a-52pts 52 PIMs  
**NHL Teams:** CHI, CAR, BOS, CGY  
**NHL Totals:** 444GP 32g-43a-75pts 77 PIM  
**NHL Debut:** With Chicago (10/11/13) vs. WSH  
**First NHL Goal:** With Chicago (10/11/13) vs. NYI




**Rostislav Olesz**      **Right Wing**

**With IceHogs:** 2012 - 13  
**IceHogs Stats:** 64gp 24g-36a-63pts 36 PIMs  
**NHL Teams:** NJ, CHI, FLA  
**NHL Totals:** 365gp 57g-77a-134pts 118 PIMs  
**NHL Debut:** With Florida (10/5/05) vs. Atlanta  
**First NHL Goal:** With Florida (10/10/05) at NYI



**Dylan Olsen**      **Defenseman**

**With IceHogs:** 2010 - 14  
**IceHogs Stats:** 152gp 6g-24a-30pts 89 PIMs  
**NHL Teams:** FLA, CHI  
**NHL Totals:** 124gp 5g-17a-22pts 36 PIMs  
**NHL Debut:** With Chicago (1/5/12) at PHI  
**First NHL Goal:** With Florida (12/5/13) vs. WPG




**Daniel Paille**      **Left Wing**

**With IceHogs:** 2015 - 16  
**IceHogs Stats:** 31gp 1g-3a-4pts 2PIMs  
**NHL Teams:** BUF, BOS, NYR  
**NHL Totals:** 582gp 85g-87a-172pts 135PIMs  
**NHL Debut:** With Buffalo (12/22/05) at FLA  
**First NHL Goal:** With Buffalo (1/14/06) vs. LAK


# IceHogs Alumni To Play In The NHL



**Pascal Pelletier**      **Left Wing**  
**With IceHogs:** 2008 - 09  
**IceHogs Stats:** 71gp 29g-25a-54pts 45 PIMs  
**NHL Teams:** VAN, CHI, BOS  
**NHL Totals:** 16gp 0g-0a-0pt 0 PIMs  
**NHL Debut:** With Boston (11/17/08) vs. Toronto



**Richard Petiot**      **Defenseman**  
**With IceHogs:** 2010 - 11  
**IceHogs Stats:** 80gp 8g-29a-36pts 88 PIMs  
**NHL Teams:** TB, EDM, LA  
**NHL Totals:** 15gp 0g-3a-3pts 25 PIMs  
**NHL Debut:** With Philadelphia (4/7/06) at BUF



**Brandon Pirri**      **Center**  
**With IceHogs:** 2010 - 14  
**IceHogs Stats:** 238gp 68g-132a-200pts 168 PIMs  
**NHL Teams:** FLA, CHI, ANA, NYR, LV  
**NHL Totals:** 275GP 72g-49a-121pts 91 PIM  
**NHL Debut:** With Chicago (10/9/10) vs. DET  
**First NHL Goal:** With Chicago (10/17/13) vs. STL



**Ryan Potulny**      **Center**  
**With IceHogs:** 2010 - 11  
**IceHogs Stats:** 58gp 18g-23a-41pts 30 PIMs  
**NHL Teams:** OTT, CHI, EDM, PHI  
**NHL Totals:** 126gp 22g-27a-49pts 54 PIMs  
**NHL Debut:** With Philadelphia (4/7/06) at BUF  
**First NHL Goal:** With Philadelphia (12/13/06) at PIT



**John Quenneville**      **Center**  
**With IceHogs:** 2019-21  
**IceHogs Stats:** 52gp 14g-10a-24pts 54 PIMs  
**NHL Teams:** N.J.D, CHI  
**NHL Totals:** 42gp 2g-3a-5pts 6 PIMs  
**NHL Debut:** With New Jersey (12/11/16) at CHI  
**First NHL Goal:** With New Jersey (3/21/17) vs. NYR



**Antti Raanta**      **Goalie**  
**With IceHogs:** 2013 - 15  
**IceHogs Stats:** 26gp 15e-6-1 .916 SPCT 2.61 GAA, 3 SO  
**NHL Teams:** CHI, NYR, AZ  
**NHL Totals:** 196GP 93-65-20 2.46 GAA, .919 SPCT  
**NHL Debut:** With Chicago (11/19/13) at COL  
**First NHL Win:** With Chicago (11/27/13) at CGY



**Greg Rallo**      **Left Wing**  
**With IceHogs:** 2007 - 08  
**IceHogs Stats:** 2gp 0g-0a-0pts 0 PIMs  
**NHL Teams:** FLA  
**NHL Totals:** 11gp 1g-0a-1pts 2 PIMs  
**NHL Debut:** With Florida (12/18/11) vs. Carolina  
**First NHL Goal:** With Florida (4/2/13) at Tampa Bay




**Dennis Rasmussen**      **Center**  
**With IceHogs:** 2014-16  
**IceHogs Stats:** 98gp 20g-23a-43pts 48PIMs  
**NHL Teams:** CHI, ANA  
**NHL Totals:** 139gp 9g-12a-21pts 24PIMs  
**NHL Debut:** With Chicago (12/8/15) vs. Nashville  
**First NHL Goal:** With Chicago (12/8/15) vs. Nashville



**Peter Reglin**      **Center**  
**With IceHogs:** 2014-15  
**IceHogs Stats:** 69gp 10g-31a-41pts 30 PIMs  
**NHL Teams:** OTT, CHI  
**NHL Totals:** 243gp 23g-44a-67pts 64 PIMs  
**NHL Debut:** With OTT (1/20/09) vs Washington  
**First NHL Goal:** With OTT(1/29/09) at St. Louis



**Alec Regula**      **Defenseman**  
**With IceHogs:** 2020-21  
**IceHogs Stats:** 16gp 3g-1a-4pts 12 PIMs  
**NHL Teams:** CHI  
**NHL Totals:** 3gp 0g-0a-0pts 0 PIMs  
**NHL Debut:** With Chicago (5/6/21) at CAR  
**First NHL Goal:**




**Danny Richmond**      **Defenseman**  
**With IceHogs:** 2007 - 10  
**IceHogs Stats:** 40gp 2g-12a-14pts 156 PIMs  
**NHL Teams:** CHI, CAR  
**NHL Totals:** 49gp 0g-3a-3pts 75 PIMs  
**NHL Debut:** With Carolina (11/11/05) at Florida



**David Rundblad**      **Defenseman**  
**With IceHogs:** 2015 - 16  
**IceHogs Stats:** 10gp 2g-2a-4pts 0PIMs  
**NHL Teams:** CHI, OTT, PHX  
**NHL Totals:** 113gp 4g-21a-25pts 30PIMs  
**NHL Debut:** With Ottawa (10/11/11) vs. MIN  
**First NHL Goal:** With Ottawa (11/27/11) vs. Carolina



**Jan Rutta**      **Defenseman**  
**With IceHogs:** 2018-19  
**IceHogs Stats:** 8gp 1g-3a-4pts 2PIMs  
**NHL Teams:** CHI, TBL  
**NHL Totals:** 162gp 9g-34a-43pts 76 PIM  
**NHL Debut:** With CHI (10/5/17) vs. PIT  
**First NHL Goal:** With CHI (10/7/17) vs. CBJ



**Brandon Saad**      **Left Wing**  
**With IceHogs:** 2012 - 13  
**IceHogs Stats:** 31gp 8g-12a-20pts 10 PIMs  
**NHL Teams:** CHI, CBJ, COL  
**NHL Totals:** 632gp 184g-187a-371pts 120 PIMs  
**NHL Debut:** With Chicago (10/7/11) vs. Dallas  
**First NHL Goal:** With Chicago (2/5/13) at San Jose



**Sergei Samsonov**      **Right Wing**  
**With IceHogs:** 2007 - 08  
**IceHogs Stats:** 2gp 1g-0a-1pts 0 PIMs  
**NHL Teams:** FLA, CAR, CHI, MON, EDM, BOS  
**NHL Totals:** 888gp 235g-336a-571pts 209 PIMs  
**NHL Debut:** With Boston (10/2/97) vs. LA  
**First NHL Goal:** With Boston (10/25/97) vs. Florida



**Cameron Schilling**      **Defenseman**  
**With IceHogs:** 2015 - 17  
**IceHogs Stats:** 113gp 12g-27a-39pts 56 PIM  
**NHL Teams:** WSH, WIN  
**NHL Totals:** 10gp 0g-1a-1pts 4 PIM  
**NHL Debut:** With WSH (3/12/13) vs. CAR  
**First NHL Goal:**



**Nick Schmaltz**      **Right Wing**  
**With IceHogs:** 2016-17  
**IceHogs Stats:** 12gp 6g-3a-9pts 2 PIMs  
**NHL Teams:** CHI, AZ  
**NHL Totals:** 301 gp 55g-127a-182pts 68 PIMs  
**NHL Debut:** With CHI (10/12/16) vs St. Louis  
**First NHL Goal:** With CHI (10/15/16) vs Nashville



**Rob Scuderi**      **Defenseman**  
**With IceHogs:** 2015 - 16  
**IceHogs Stats:** 3gp 0g-0a-0pts 2PIMs  
**NHL Teams:** PIT, LAK, CHI  
**NHL Totals:** 783gp 8g-102a-110pts 198PIMs  
**NHL Debut:** With Pittsburgh (2/12/2004) at FLA  
**First NHL Goal:** With Pittsburgh on 3/7/2004 at NYR



**Brandon Segal**      **Right Wing**  
**With IceHogs:** 2004-05, 2011-12  
**IceHogs Stats:** 63gp 18g-16a-34pts 90 PIMs  
**NHL Teams:** DAL, LA, TB, NYR  
**NHL Totals:** 103gp 11g-11a-22pts 85 PIMs  
**NHL Debut:** With Tampa Bay (3/3/09) vs. PIT  
**First NHL Goal:** With Los Angeles (1/9/10) vs. STL



**Andrew Shaw**      **Right Wing**  
**With IceHogs:** 2011-13  
**IceHogs Stats:** 66gp 20g-17a-37pts 283 PIMs  
**NHL Teams:** CHI, MTL  
**NHL Totals:** 544gp 116g-131a-247pts 573 PIMs  
**NHL Debut:** With Chicago (1/5/12) at PHI  
**First NHL Goal:** With Chicago (1/5/12) at PHI

# IceHogs Alumni To Play In The NHL



**Dylan Sikura**      **Right Wing**

**With IceHogs:** 2018-20  
**IceHogs Stats:** 91GP 31g-37a-68pts 32 PIM  
**NHL Teams:** CHI, LV  
**NHL Totals:** 53GP 3g-13a-16pts 0 PIM  
**NHL Debut:** With Chicago (3/29/07) at vs. WPG  
**First NHL Goal:** With Chicago (1/5/20) vs. DET



**Kent Simpson**      **Goalie**

**With IceHogs:** 2011-14  
**IceHogs Stats:** 38gp 18-14-0-3 .912 SPCT 2.38 GAA 2 SO  
**NHL Teams:** CHI  
**NHL Totals:** 1 gp 0-0-0 .714 SPCT 6.00 GAA SO  
**NHL Debut:** With Chicago (12/14/13) at TOR



**Jack Skille**      **Right Wing**

**With IceHogs:** 2007-10  
**IceHogs Stats:** 180gp 59g-69a-128pts 140 PIMs  
**NHL Teams:** CBJ, FLA, CHI, COL, VAN  
**NHL Totals:** 368gp 43g-41a-84pts 118 PIMs  
**NHL Debut:** With Chicago (12/30/07) vs. LA  
**First NHL Goal:** With Chicago (1/8/08) at MTL



**Ben Smith**      **Right Wing**

**With IceHogs:** 2009-13  
**IceHogs Stats:** 155gp 61g-48a-109pts 39 PIMs  
**NHL Teams:** CHI, SJ, TOR  
**NHL Totals:** 237gp 29g-25a-54pts 8 PIMs  
**NHL Debut:** With Chicago (10/29/10) vs. EDM  
**First NHL Goal:** With Chicago (4/8/11) at DET



**Martin St. Pierre**      **Center**

**With IceHogs:** 2007-08, 2012-13  
**IceHogs Stats:** 145gp 47g-100a-147pts 137 PIMs  
**NHL Teams:** BOS, CHI, OTT, MTL  
**NHL Totals:** 39gp 3g-5a-8pts 12 PIMs  
**NHL Debut:** With Chicago (11/4/05) at DAL  
**First NHL Goal:** With Chicago (2/14/07) vs. PIT



**Ryan Stanton**      **Defenseman**

**With IceHogs:** 2009-13  
**IceHogs Stats:** 224gp 9g-51a-60pts 332 PIMs  
**NHL Teams:** VAN, CHI, WAS  
**NHL Totals:** 120gp 4g-23a-27pts 71 PIMs  
**NHL Debut:** With Chicago (4/26/13) at STL  
**First NHL Goal:** With Vancouver (10/17/13) at BUF



**Viktor Svedberg**      **Defenseman**

**With IceHogs:** 2013-18  
**IceHogs Stats:** 248gp 14g-59a-73pts 258PIMs  
**NHL Teams:** CHI  
**NHL Totals:** 27gp 2g-2a-4pts 4PIMs  
**NHL Debut:** With Chicago (10/11/15) at NYI  
**First NHL Goal:** With Chicago (10/16/15) at WSH



**Jeff Taffe**      **Center**

**With IceHogs:** 2010-11  
**IceHogs Stats:** 74gp 30g-37a-67pts 22 PIMs  
**NHL Teams:** CHI, FLA, PIT, PHX, NYR, MIN  
**NHL Totals:** 180gp 21g-25a-46pts 40 PIMs  
**NHL Debut:** With Phoenix (10/14/02) at COL  
**First NHL Goal:** With Phoenix (1/13/03) vs. STL



**Teuvo Teravainen**      **Center**

**With IceHogs:** 2013-15  
**IceHogs Stats:** 44gp 8a-19a-22pts 8 PIMs  
**NHL Teams:** CHI, CAR  
**NHL Totals:** 449gp 96g-208a-304pts 76 PIM  
**NHL Debut:** With Chicago (4/25/14) vs. DAL  
**First NHL Goal:** With Chicago (1/16/15) vs WPG



**Trevor van Riemsdyk**      **Defenseman**

**With IceHogs:** 2014-15  
**IceHogs Stats:** 8gp 0g-3a-3pts 0PIMs  
**NHL Teams:** CHI, CAR  
**NHL Totals:** 384gp 16g-56a-72pts 104 PIM  
**NHL Debut:** With Chicago (11/16/14) vs DAL  
**First NHL Goal:** With Chicago (10/10/15) vs. NYI



**Kris Versteeg**      **Right Wing**

**With IceHogs:** 2007-08, 2019-20  
**IceHogs Stats:** 62gp 18g-32a-50pts 176 PIMs  
**NHL Teams:** PHI, TOR, CHI, FLA, CAR, LA, CGY  
**NHL Totals:** 643gp 149g-209a-358pts 374 PIMs  
**NHL Debut:** With Chicago (11/22/07) at Calgary  
**First NHL Goal:** With Chicago (1/3/08) at Phoenix



**Anton Wedin**      **Defenseman**

**With IceHogs:** 2019-20  
**IceHogs Stats:** 31gp 7g-10a-17pts 8 PIMs  
**NHL Teams:** CHI  
**NHL Totals:** 4gp 0g-0a-0pts 0 PIMs  
**NHL Debut:** With Chicago (11/30/19) at COL  
**First NHL Goal:**



**James Wisniewski**      **Defenseman**

**With IceHogs:** 2008-09  
**IceHogs Stats:** 2gp 3g-1a-4pts 0 PIMs  
**NHL Teams:** MON, NYR, ANA, CHI, CBJ, CAR  
**NHL Totals:** 552gp 53g-221a-274pts 459 PIMs  
**NHL Debut:** With Chicago (2/2/06) at St. Louis  
**First NHL Goal:** With Chicago (3/23/06) at Phoenix

# IceHogs Alumni In The NHL

The following is a list of players who played in the NHL prior to skating in Rockford without a return recall.

<u>Player</u>	<u>Year(s) in Rockford</u>	<u>NHL Team(s)</u>
Cody Bass	2014-15	Columbus, Ottawa
Karel Betik	2002-03	Tampa Bay
Pierre-Marc Bouchard	2013-14	Minnesota, New York Islanders
Lance Bouma	2017-18	Chicago, Calgary
Wade Brookbank	2010-11	Carolina, Boston, Vancouver, Nashville
Matt Carey	2014-15	Chicago
Jeff Christian	2008-09	New Jersey, Pittsburgh, Phoenix
Brandon Davidson	2018-19	Chicago, New York Islanders, Edmonton, Montreal
Garnet Exelby	2010-11	Toronto, Atlanta
Jim Fahey	2007-08	San Jose, New Jersey
Wade Flaherty	2007-08	San Jose, New York Islanders, Tampa Bay, Florida, Nashville
Cody Franson	2017-18, 2020-21	Chicago, Buffalo, Nashville, Toronto
Henrik Karlsson	2012-13	Calgary
Pierre-Cedric Labrie	2014-15	Tampa Bay
Brett Lebda	2012-13	Detroit, Columbus
Drew LeBlanc	2013-15	Chicago
Michael Leighton	2014-15	Chicago, Nashville, Philadelphia, Carolina
Anton Lindholm	2020-21	Colorado
Brandon Mashinter	2013-15	San Jose, New York Rangers
Kenndal McArdle	2012-13	Winnipeg
Ian McCoshen	2019-20	Florida
Sean McMorrow	2008-09	Buffalo
Garrett Mitchell	2019-21	Washington
Steve Montador	2012-13	Calgary, Florida, Anaheim, Boston, Buffalo, Chicago
Gavin Morgan	2007-08	Dallas
Theo Peckham	2013-14	Edmonton
Adam Pineault	2008-09	Columbus
Prestin Ryan	2007-08	Vancouver
Reggie Savage	2003-04	Quebec, Washington
Brett Skinner	2013-14	New York Islanders
Hannu Toivonen	2009-11	St. Louis, Boston
Ivan Vishnevskiy	2010-11	Dallas
Brad Winchester	2013-14	Edmonton, Dallas, St. Louis, Anaheim, San Jose
Allen York	2013-14	Columbus

\*\*The above listed players did not play in the NHL following their stint in Rockford.

# IceHogs Alumni To Win The Stanley Cup

(Players with names that appear on the Stanley Cup)

<u>Player</u>	<u>Year</u>	<u>Team</u>
Bryan Bickell	2013, 2015	Chicago Blackhawks
Dave Bolland	2010, 2013	Chicago Blackhawks
Brandon Bollig	2013	Chicago Blackhawks
Nick Boynton	2010	Chicago Blackhawks
Troy Brouwer	2010	Chicago Blackhawks
Dustin Byfuglien	2010	Chicago Blackhawks
Corey Crawford	2013, 2015	Chicago Blackhawks
Jassen Cullimore	2004	Tampa Bay Lightning*
Kyle Cumiskey	2015	Chicago Blackhawks
Scott Darling	2015	Chicago Blackhawks
Colin Fraser	2010	Chicago Blackhawks
	2012	Los Angeles Kings
Jordan Hendry	2010	Chicago Blackhawks
Niklas Hjalmarsson	2010, 2013, 2015	Chicago Blackhawks
Marcus Kruger	2013, 2015	Chicago Blackhawks
Brett Lebda	2008	Detroit Red Wings*
Nick Leddy	2013	Chicago Blackhawks
Antti Niemi	2010	Chicago Blackhawks
Joakim Nordstrom	2015	Chicago Blackhawks
Daniel Paille	2011	Boston Bruins*
Jan Rutta	2020, 2021	Tampa Bay Lightning
Brandon Saad	2013, 2015	Chicago Blackhawks
Andrew Shaw	2013, 2015	Chicago Blackhawks
Ben Smith	2013	Chicago Blackhawks
Teuvo Teravainen	2015	Chicago Blackhawks
Trevor van Riemsdyk	2015	Chicago Blackhawks
Kris Versteeg	2010, 2015	Chicago Blackhawks



\*Won the Stanley Cup before joining the IceHogs



# IceHogs All-Time Call Ups/Recalls (AHL)

2020-21		Jeff Glass	Chicago NHL*	Jeremy Morin	Chicago NHL
MacKenzie Entwistle	Chicago NHL	Vinnie Hinostroza	Chicago NHL	Dylan Olsen	Chicago NHL
Reese Johnson	Chicago NHL	Lars Johansson	Chicago NHL*	Brandon Pirri	Chicago NHL
Michal Tepy	Chicago NHL*	Tanner Kero	Chicago NHL	Andrew Shaw	Chicago NHL
Anton Lindholm	Chicago NHL*	Nick Schmaltz	Chicago NHL	Ben Smith	Chicago NHL
Madison Bowey	Chicago NHL				
Wyatt Kalynuk	Chicago NHL	2015-16 (AHL)		2010-11 (AHL)	
Nicolas Beaudin	Chicago NHL	Kyle Baun	Chicago NHL	Evan Brophey	Chicago NHL
Collin Delia	Chicago NHL	Bryan Bickell	Chicago NHL	Jassen Cullimore	Chicago NHL
Matt Tomkins	Chicago NHL*	Phillip Danault	Chicago NHL	Ryan Johnson	Chicago NHL
Brad Morrison	Chicago NHL*	Marko Dano	Chicago NHL	Rob Klinkhammer	Chicago NHL
Mikael Hakkarainen	Chicago NHL*	Erik Gustafsson	Chicago NHL	Nick Leddy	Chicago NHL
Lucas Carlsson	Chicago NHL	Ryan Hartman	Chicago NHL	Jeremy Morin	Chicago NHL
Brandon Pirri	Chicago NHL	Vince Hinostroza	Chicago NHL	Ryan Potulny	Chicago NHL
Tim Soderlund	Chicago NHL*	Tanner Kero	Chicago NHL	Ben Smith	Chicago NHL
John Quenneville	Chicago NHL*	Michael Leighton	Chicago NHL	Jeff Taffe	Chicago NHL
Alec Regula	Chicago NHL	Brandon Mashinter	Chicago NHL	Hannu Toivonen	Chicago NHL*
Ian Mitchell	Chicago NHL	Mark McNeill	Chicago NHL		
Chad Kryz	Chicago NHL*	Dennis Rasmussen	Chicago NHL	2009-10 (AHL)	
Cam Morrison	Chicago NHL*	David Rundblad	Chicago NHL	Bryan Bickell	Chicago NHL
Evan Barratt	Chicago NHL*	Viktor Svedberg	Chicago NHL	Nick Boynton	Chicago NHL
				Corey Crawford	Chicago NHL
2019-20 (AHL)		2014-15 (AHL)		Jake Dowell	Chicago NHL
Dennis Gilbert	Chicago NHL	Adam Clendening	Chicago NHL	Joe Fallon	Chicago NHL*
Kirby Dach	Chicago NHL	Kyle Cumiskey	Chicago NHL	Jack Skille	Chicago NHL
Adam Boqvist	Chicago NHL	Phillip Danault	Chicago NHL		
Matthew Highmore	Chicago NHL	Klas Dahlbeck	Chicago NHL	2008-09 (AHL)	
Anton Wedin	Chicago NHL	Scott Darling	Chicago NHL	Cam Barker	Chicago NHL
John Quenneville	Chicago NHL	Ryan Hartman	Chicago NHL	Tim Brent	Chicago NHL
Ian McCoshen	Chicago NHL*	Stephen Johns	Chicago NHL*	Troy Brouwer	Chicago NHL
Kevin Lankinen	Chicago NHL*	Joakim Nordstrom	Chicago NHL	Corey Crawford	Chicago NHL
Dylan Sikura	Chicago NHL	Antti Raanta	Chicago NHL*	Jake Dowell	Chicago NHL
Brandon Hagel	Chicago NHL	Dennis Rasmussen	Chicago NHL*	Jordan Hendry	Chicago NHL
Lucas Carlsson	Chicago NHL	Peter Regan	Chicago NHL	Niklas Hjalmarsson	Chicago NHL
Nicolas Beaudin	Chicago NHL	Tevuo Teravainen	Chicago NHL	Doug Janik	Dallas NHL
		Trevor van Riemsdyk	Chicago NHL	Aaron Johnson	Chicago NHL
2018-19 (AHL)		2013-14 (AHL)		Antti Niemi	Chicago NHL
Alexandre Fortin	Chicago NHL	Alex Broadhurst	Chicago NHL*	Pascal Pelletier	Chicago NHL
Luke Johnson	Chicago NHL	Jimmy Hayes	Chicago NHL	Jack Skille	Chicago NHL
Jeremy Colliton	Chicago NHL^	Mike Kostka	Chicago NHL	James Wisniewski	Chicago NHL
Gustav Forsling	Chicago NHL	Jason LaBarbera	Chicago NHL*		
Dylan Sikura	Chicago NHL	Brad Mills	Chicago NHL	2007-08 (AHL)	
Carl Dahlstrom	Chicago NHL	Jeremy Morin	Chicago NHL	Cam Barker	Chicago NHL
Collin Delia	Chicago NHL	Joakim Nordstrom	Chicago NHL	Adam Berti	Chicago NHL
Jacob Nilsson	Chicago NHL	Brandon Pirri	Chicago NHL	Bryan Bickell	Chicago NHL
Sheldon Brookbank	Chicago NHL^	Antti Raanta	Chicago NHL	Mike Blunden	Chicago NHL
Henri Jokiharju	Chicago NHL	Kent Simpson	Chicago NHL	Dave Bolland	Chicago NHL
Dennis Gilbert	Chicago NHL			Mike Brodeur	Chicago NHL*
Kevin Lankinen	Chicago NHL*			Troy Brouwer	Chicago NHL
2017-18 (AHL)		2012-13 (AHL)		Dustin Byfuglien	Chicago NHL
J.F. Berube	Chicago NHL	Brandon Bollig	Chicago NHL	Corey Crawford	Chicago NHL
Vinnie Hinostroza	Chicago NHL	Jimmy Hayes	Chicago NHL	Jake Dowell	Chicago NHL
Villie Pokka	Chicago NHL*	Henrik Karlsson	Chicago NHL	Colin Fraser	Chicago NHL
David Kampf	Chicago NHL	Carter Hutton	Chicago NHL	Jordan Hendry	Chicago NHL
Jeff Glass	Chicago NHL	Marcus Kruger	Chicago NHL	Niklas Hjalmarsson	Chicago NHL
Tomas Jurco	Chicago NHL	Shawn Lalonde	Chicago NHL	Petri Kontiola	Chicago NHL
Erik Gustafsson	Chicago NHL	Nick Leddy	Chicago NHL	Danny Richmond	Chicago NHL
Carl Dahlstrom	Chicago NHL	Jeremy Morin	Chicago NHL	Sergei Samsonov	Chicago NHL
Matthew Highmore	Chicago NHL	Brandon Pirri	Chicago NHL	Jack Skille	Chicago NHL
John Hayden	Chicago NHL	Brandon Saad	Chicago NHL	Martin St. Pierre	Chicago NHL
Andreas Martinsen	Chicago NHL	Andrew Shaw	Chicago NHL	Kris Versteeg	Chicago NHL
Victor Ejdsell	Chicago NHL	Ben Smith	Chicago NHL		
Collin Delia	Chicago NHL	Ryan Stanton	Chicago NHL		
2016-17 (AHL)		2011-12 (AHL)			
Spencer Abbott	Chicago NHL	Brandon Bollig	Chicago NHL		
Gustav Forsling	Chicago NHL	Jimmy Hayes	Chicago NHL		
		Carter Hutton	Chicago NHL*		

\*=Did not play in a game

^ = Coaching promotion



# Season Recaps



# Final Statistics for 2019-20

## 29-30-2-2, 5th Central Division, 23rd Overall

PLAYER	GP	G	A	PTS	+/-	PIM	PP	SH	PLAYER	GP	G	A	PTS	+/-	PIM	PP	SH
Tyler Sikura	63	14	20	34	10	22	3	1	*Reese Johnson	52	4	4	8	-7	63	0	1
Dylan Sikura	45	14	19	33	11	20	3	0	*Chad Kryz	41	2	6	8	-5	18	0	0
*Brandon Hagel	59	19	12	31	0	38	4	0	*Joni Tuulola	56	2	6	8	5	22	0	0
*MacKenzie Entwistle	56	11	15	26	0	38	4	0	*Dylan McLaughlin	28	2	5	7	-7	6	1	0
Lucas Carlsson	48	5	21	26	3	26	0	0	Dennis Gilbert	30	1	6	7	-1	46	0	0
John Quenneville	36	13	9	22	4	31	3	1	Ben Youds	17	0	7	7	-2	14	0	0
Jacob Nilsson	62	7	14	21	-12	26	3	1	Garrett Mitchell (total)	17	4	2	6	-2	9	0	0
* Philipp Kurashev	36	7	12	19	5	8	2	0	LAV	2	0	0	0	0	0	0	0
Alexandre Fortin	44	8	9	17	0	12	0	2	RFD	15	4	2	6	-2	9	0	0
Anton Wedin	31	7	10	17	-8	8	1	0	*Adam Boqvist	15	1	5	6	2	10	1	0
Joseph Cramarossa	51	7	8	15	-16	126	1	1	*Tim Soderlund	29	1	2	3	-6	14	0	0
WBS	9	2	1	3	-2	16	0	0	Collin Delia	32	0	2	2	0	0	0	0
RFD	42	5	7	12	-14	110	1	1	Dmitry Osipov	28	1	0	1	-4	44	0	0
Philip Holm	30	4	11	15	4	22	1	0	Aleksi Saarela	5	0	1	1	2	0	0	0
*Nicolas Beaudin	59	3	12	15	-5	33	0	0	Kris Versteeg	6	0	1	1	0	2	0	0
Gabriel Gagne (total)	24	6	7	13	1	7	2	0	*Matt Tomkins	13	0	1	1	0	19	0	0
ONT	3	0	1	1	1	0	0	0	*Liam Coughlin	2	0	0	0	0	0	0	0
RFD	21	6	6	12	0	7	2	0	*Kirby Dach	3	0	0	0	-1	0	0	0
Matthew Highmore	21	4	8	12	5	14	0	1	Joshua Winquist	3	0	0	0	0	0	0	0
Ian McCoshen (total)	63	2	10	12	-11	78	0	0	Josh McArdle	4	0	0	0	-2	0	0	0
SPR	7	0	4	4	2	4	0	0	*Mathew Thompson	5	0	0	0	-1	0	0	0
RFD	56	2	6	8	-13	74	0	0	Spencer Watson	5	0	0	0	-1	0	0	0
Nick Moutrey	52	5	6	11	-7	33	0	1	Peter Quenneville	7	0	0	0	-2	0	0	0
T.J. Brennan (total)	34	1	10	11	1	44	0	0	*Mikael Hakkarainen	8	0	0	0	-1	0	0	0
LV	28	1	7	8	-3	42	0	0	Nathan Noel	8	0	0	0	-1	10	0	0
RFD	6	0	3	3	4	2	0	0	Kevin Lankinen	21	0	0	0	0	0	0	0

GOALIE	GP	MIN	AVG	W	L	OTL	SO	GA	SAVES	SPCT
Collin Delia	32	1824:19	2.66	16	13	1	3	81	844	.912
Kevin Lankinen	21	1189:32	3.03	8	10	2	0	60	597	.909
*Matt Tomkins	13	768:44	3.12	5	7	1	0	40	344	.896

### 2019-20 Recap

In a season shortened by the COVID-19 pandemic, the IceHogs challenged for playoff positioning throughout the campaign, finishing with a 29-30-2-2 for 62 points through 63 games and tied for the fourth and final playoff spot in the Central Division (fifth place overall). Due to the pandemic and the cancellation of the season, the IceHogs did not play their final 13 games of the regular season, including six games at home at BMO Harris Bank Center. The cancellation marked the first time the Calder Cup was not awarded since 1936.

Derek King began his first full season as Head Coach of the IceHogs after replacing Jeremy Colliton in Nov. of 2018 under interim status. His 11 years of experience as an Assistant Coach in the AHL, including coaching on Rockford's staff during each of the last three seasons guided the Hogs into their 21st season of hockey in the State-line.

After a sluggish start to the year (2-5-0), the Hogs battled back in the Division with impressive runs in Nov. and Dec. and went 9-6-1 over their last 16 games to inch toward the final playoff spot.



# Final Statistics for 2019-20, Game-By-Game

Game	Date	Opponent	Score	Record	Attn.
1	Oct. 4	at Iowa	2-3 L	0-1-0-0	8,540
2	Oct. 12	vs. Grand Rapids	2-4 L	0-2-0-0	5,371
3	Oct. 14	vs. Laval	1-3 L	0-3-0-0	2,034
4	Oct. 18	vs. Chicago	3-2 W	1-3-0-0	2,827
5	Oct. 19	at Chicago	3-2 OTW	2-3-0-0	5,208
6	Oct. 25	at Cleveland	1-7 L	2-4-0-0	8,877
7	Oct. 26	at Cleveland	0-5 L	2-5-0-0	7,090
8	Oct. 30	vs. San Antonio	6-2 W	3-5-0-0	4,248
9	Nov. 2	vs. Iowa	3-2 OTW	4-5-0-0	3,463
10	Nov. 3	vs. Chicago	7-4 W	5-5-0-0	2,934
11	Nov. 6	vs. Toronto	3-1 W	6-5-0-0	5,683
12	Nov. 8	vs. Manitoba	0-4 L	6-6-0-0	2,717
13	Nov. 10	at Chicago	4-1 W	7-6-0-0	12,515
14	Nov. 15	at Grand Rapids	2-5 L	7-7-0-0	6,473
15	Nov. 16	vs. Grand Rapids	5-2 W	8-7-0-0	4,827
16	Nov. 23	at Texas	6-7 SOL	8-7-0-1	5,606
17	Nov. 24	at San Antonio	3-2 OTW	9-7-0-1	3,328
18	Nov. 26	at San Antonio	2-3 L	9-8-0-1	4,193
19	Nov. 29	vs. Chicago	4-2 W	10-8-0-1	4,802
20	Nov. 30	vs. Grand Rapids	3-1 W	11-8-0-1	3,848
21	Dec. 3	vs. Manitoba	4-2 W	12-8-0-1	2,689
22	Dec. 6	at Grand Rapids	2-1 SOW	13-8-0-1	7,794
23	Dec. 7	vs. Milwaukee	2-5 L	13-9-0-1	4,370
24	Dec. 10	vs. Milwaukee	2-1 OTW	14-9-0-1	2,407
25	Dec. 13	at Belleville	2-5 L	14-10-0-1	2,315
26	Dec. 15	at Toronto	4-2 W	15-10-0-1	3,838
27	Dec. 17	at Laval	3-2 SOW	16-10-0-1	4,353
28	Dec. 20	vs. Texas	4-2 W	17-10-0-1	3,039
29	Dec. 21	vs. Cleveland	2-3 L	17-11-0-1	3,512
30	Dec. 27	vs. Iowa	2-6 L	17-12-0-1	5,281
31	Dec. 29	at Manitoba	2-3 L	17-13-0-1	4,346
32	Dec. 31	at Manitoba	3-4 L	17-14-0-1	8,372
33	Jan. 3	at Iowa	1-5 L	17-15-0-1	6,311
34	Jan. 5	vs. Chicago	2-3 L	17-16-0-1	4,377
35	Jan. 8	vs. Manitoba	4-1 W	18-16-0-1	2,538
36	Jan. 10	at Milwaukee	0-2 L	18-17-0-1	5,373
37	Jan. 11	at Milwaukee	1-2 OTL	18-17-1-1	5,789
38	Jan. 14	vs. Milwaukee	1-4 L	18-18-1-1	2,815

Game	Date	Opponent	Score	Record	Attn.
39	Jan. 15	at Grand Rapids	2-1 SOW	19-18-1-1	4,006
40	Jan. 17	at Grand Rapids	1-4 L	19-19-1-1	7,230
41	Jan. 19	at Chicago	2-0 W	20-19-1-1	8,609
42	Jan. 20	vs. Belleville	0-3 L	20-20-1-1	2,926
43	Jan. 22	vs. Texas	0-1 L	20-21-1-1	1,991
44	Jan. 24	at Milwaukee	4-7 L	20-22-1-1	8,351
45	Jan. 25	vs. Milwaukee	2-5 L	20-23-1-1	6,119
46	Jan. 31	vs. Manitoba	3-4 SOL	20-23-1-2	2,944
47	Feb. 1	vs. Milwaukee	1-7 L	20-24-1-2	4,617
48	Feb. 4	vs. Texas	5-2 W	21-24-1-2	1,836
49	Feb. 7	vs. San Antonio	3-2 OTW	22-24-1-2	4,292
50	Feb. 8	vs. San Antonio	2-3 L	22-25-1-2	5,458
51	Feb. 12	at Manitoba	2-1 W	23-25-1-2	3,049
52	Feb. 13	at Manitoba	5-2 W	24-25-1-2	3,239
53	Feb. 15	vs. Cleveland	4-1 W	25-25-1-2	5,147
54	Feb. 18	vs. Grand Rapids	1-2 L	25-26-1-2	2,194
55	Feb. 21	vs. San Antonio	1-0 W	26-26-1-2	4,064
56	Feb. 22	at Milwaukee	2-7 L	26-27-1-2	9,069
57	Feb. 23	at Chicago	1-5 L	26-28-1-2	8,627
58	Feb. 26	at Texas	3-2 SOW	27-28-1-2	4,753
59	Feb. 28	at Texas	5-4 W	28-28-1-2	4,884
60	Mar. 1	at San Antonio	0-3 L	28-29-1-2	8,262
61	Mar. 6	vs. Grand Rapids	4-0 W	29-29-1-2	4,919
62	Mar. 7	at Grand Rapids	0-3 L	29-30-1-2	10,834
63	Mar. 8	at Chicago	2-3 OTL	29-30-2-2	9,808

## 2019-20 Team Leaders

Points:	Tyler Sikura	34
Goals:	Brandon Hagel	19
Assists:	Lucas Carlsson	21
Penalty Minutes:	Joseph Cramarossa*	126
Plus/Minus:	Dylan Sikura,	+11
Wins:	Collin Delia	16

(\*Combined WBS/RFD)

# Final Statistics for 2018-19

## 35-31-4-6, 7th Central Division, 22nd Overall

PLAYER	GP	G	A	PTS	+/-	PIM	PP	SH
Peter Holland (total)	73	27	38	65	-7	58	8	1
HFD	52	20	29	49	-8	50	7	1
RFD	21	7	9	16	1	8	1	0
Jordan Schroeder	62	19	26	45	-6	10	8	0
Dylan Sikura	46	17	18	35	7	12	3	0
Anthony Louis	74	12	22	34	3	28	4	0
Lucas Carlsson	69	9	24	33	-5	34	2	0
Jacob Nilsson	61	15	17	32	-5	22	8	0
Luke Johnson	53	18	13	31	-13	34	4	0
Victor Ejdsell	61	12	17	29	-8	24	4	0
Darren Raddysh	54	8	18	26	6	20	2	0
Tyler Sikura	50	7	12	19	1	20	2	0
Will Pelletier	41	7	10	17	5	22	0	0
Henri Jokiharju	30	2	15	17	7	14	1	0
Dennis Gilbert	63	5	9	14	-8	67	0	0
Joni Tuulola	52	4	10	14	-2	17	0	0
Graham Knott	56	4	9	13	-8	24	0	0
Alexandre Fortin	47	6	6	12	2	8	0	0
Terry Broadhurst	40	4	8	12	-5	12	1	0
Andreas Martinsen	38	3	8	11	-3	32	0	0
Matthew Highmore	12	3	6	9	1	6	0	1
Andrew Campbell	64	3	5	8	-1	50	0	0
Carl Dahlstrom	22	1	7	8	-11	10	1	0
Henrik Samuelsson	40	2	5	7	-8	33	0	0
Nathan Noel	46	2	4	6	-8	55	0	1
Nick Moutrey	49	1	4	5	-10	22	0	0

PLAYER	GP	G	A	PTS	+/-	PIM	PP	SH
Matheson Iacopelli	27	2	2	4	-7	19	0	0
Jan Rutta	8	1	3	4	-2	2	0	0
Blake Hillman	54	1	3	4	-14	20	0	0
Reese Johnson	6	0	4	4	0	2	0	0
Chad Kryz	9	0	4	4	-4	8	0	0
Spencer Watson	12	1	2	3	-1	2	0	0
ONT	2	0	0	0	-2	0	0	0
RFD	10	1	2	3	1	2	0	0
Josh McArdle	19	1	2	3	-4	6	0	0
Justin Auger	9	2	0	2	0	6	0	0
Gustav Forsling	5	0	2	2	1	2	0	0
Dylan McLaughlin	7	0	2	2	-3	0	0	0
Dmitry Osipov	8	0	2	2	0	13	0	0
Brandon Davidson	6	1	0	1	0	5	0	0
Luc Snuggerud	4	0	1	1	-4	0	0	0
Brandon Hagel	8	0	1	1	-4	2	0	0
Anton Forsberg	32	0	1	1	0	4	0	0
Radovan Bondra	2	0	0	0	-1	0	0	0
Connor Moynihan	2	0	0	0	0	4	0	0
Fredrik Olofsson	2	0	0	0	-2	0	0	0
Philipp Kurashev	3	0	0	0	-2	0	0	0
Neil Manning	3	0	0	0	0	2	0	0
Hunter Fejes	7	0	0	0	-4	16	0	0
Brett Welychka	18	0	0	0	-4	0	0	0
Kevin Lankinen	19	0	0	0	0	0	0	0
Collin Delia	26	0	0	0	0	2	0	0

GOALIE	GP	MIN	AVG	W	L	OTL	SO	GA	SAVES	SPCT
Collin Delia	26	1546:32	2.48	13	8	4	0	64	752	0.922
Kevin Lankinen	19	1150:54	2.50	7	8	4	0	48	485	0.910
Anton Forsberg	32	1905:41	2.64	15	15	2	0	84	955	0.919

### 2018-19 Recap

The IceHogs went 19-13-1-1 over the last 34 games of the season (beginning Jan. 19) to conclude the 2018-19 campaign with 80 points and an overall record of 35-31-4-6. The Hogs have now posted 80+ points in back-to-back seasons, four of the last five campaigns and nine of 12 total seasons since joining the AHL in 2007-08.

Jeremy Colliton began his second consecutive season as Head Coach of the IceHogs in 2018-19 before being promoted to Head Coach of the Chicago Blackhawks on Nov. 6. Colliton, who became the youngest head coach in the NHL at age 32, capped his Rockford tenure with a record of 46-31-5-6 (.585) and helped the Hogs reach the Western Conference Finals for the first time in team history in 2017-18. Derek King replaced Colliton as Interim Head Coach of the IceHogs on Nov. 6 and took over behind the bench with 11 years of experience as an Assistant Coach in the AHL, including coaching on Rockford's staff during each of the last three seasons.

# Final Statistics for 2018-19, Game-By-Game

Game	Date	Opponent	Score	Record	Attn.	Game	Date	Opponent	Score	Record	Attn.
1	Oct. 5	at Cleveland	L, 1-4	0-1-0-0	10,775	39	Jan. 11	at Texas	SOL, 3-4	16-15-3-5	4,823
2	Oct. 6	at Cleveland	L, 2-5	0-2-0-0	5,212	40	Jan. 13	at San Antonio	L, 3-4	16-16-3-5	5,278
3	Oct. 13	<b>Texas</b>	<b>W, 5-3</b>	<b>1-2-0-0</b>	<b>4,773</b>	41	Jan. 16	at San Antonio	L, 1-2	16-17-3-5	4,915
4	Oct. 14	<b>Hershey</b>	<b>W, 5-2</b>	<b>2-2-0-0</b>	<b>2,387</b>	42	Jan. 18	<b>Grand Rapids</b>	<b>L, 1-3</b>	<b>16-18-3-5</b>	<b>3,427</b>
5	Oct. 19	at Tucson	OTL, 3-4	2-2-1-0	4,397	43	Jan. 19	at Chicago	OTW, 3-2	17-18-3-5	11,107
6	Oct. 20	at Tucson	W, 5-3	3-2-1-0	4,411	44	Jan. 21	at Iowa	L, 1-4	17-19-3-5	6,842
7	Oct. 24	<b>San Antonio</b>	<b>W, 5-2</b>	<b>4-2-1-0</b>	<b>2,941</b>	45	Jan. 25	<b>Manitoba</b>	<b>SOW, 4-3</b>	<b>18-19-3-5</b>	<b>3,661</b>
8	Oct. 27	<b>Cleveland</b>	<b>L, 1-2</b>	<b>4-3-1-0</b>	<b>3,330</b>	46	Jan. 26	<b>Iowa</b>	<b>W, 3-1</b>	<b>19-19-3-5</b>	<b>5,261</b>
9	Oct. 28	<b>Manitoba</b>	<b>SOL, 1-2</b>	<b>4-3-1-1</b>	<b>2,592</b>	47	Feb. 1	<b>Chicago</b>	<b>W, 5-2</b>	<b>20-19-3-5</b>	<b>4,077</b>
10	Nov. 2	at Milwaukee	OTW, 3-2	5-3-1-1	3,314	48	Feb. 2	at Milwaukee	OTW, 3-2	21-19-3-5	7,644
11	Nov. 3	<b>Iowa</b>	<b>SOL, 1-2</b>	<b>5-3-1-2</b>	<b>3,763</b>	49	Feb. 6	<b>WB/Scranton</b>	<b>W, 2-1</b>	<b>22-19-3-5</b>	<b>3,079</b>
12	Nov. 4	at Iowa	W, 4-2	6-3-1-2	5,144	50	Feb. 8	<b>Tucson</b>	<b>W, 3-1</b>	<b>23-19-3-5</b>	<b>3,134</b>
13	Nov. 7	<b>Iowa</b>	<b>L, 0-3</b>	<b>6-4-1-2</b>	<b>5,280</b>	51	Feb. 9	<b>Tucson</b>	<b>L, 3-5</b>	<b>23-20-3-5</b>	<b>5,957</b>
14	Nov. 9	at Milwaukee	W, 2-1	7-4-1-2	6,147	52	Feb. 12	<b>Texas</b>	<b>L, 2-3</b>	<b>23-21-3-5</b>	<b>2,465</b>
15	Nov. 10	at Chicago	W, 4-3	8-4-1-2	9,812	53	Feb. 16	<b>Iowa</b>	<b>SOW, 5-4</b>	<b>24-21-3-5</b>	<b>5,087</b>
16	Nov. 14	at Grand Rapids	L, 1-3	8-5-1-2	7,452	54	Feb. 17	<b>San Antonio</b>	<b>W, 5-2</b>	<b>25-21-3-5</b>	<b>3,418</b>
17	Nov. 16	at Texas	L, 1-5	8-6-1-2	5,046	55	Feb. 20	at Grand Rapids	OTW, 3-2	26-21-3-5	6,464
18	Nov. 17	at San Antonio	L, 1-2	8-7-1-2	8,254	56	Feb. 23	at Hershey	SOL, 2-3	26-21-3-6	9,747
19	Nov. 20	at San Antonio	SOL, 2-3	8-7-1-3	3,510	57	Feb. 24	at WB/Scranton	L, 1-4	26-22-3-6	5,680
20	Nov. 23	<b>Chicago</b>	<b>L, 2-7</b>	<b>8-8-1-3</b>	<b>5,094</b>	58	Feb. 26	at Chicago	L, 0-1	26-23-3-6	6,226
21	Nov. 24	at Milwaukee	SOL, 1-2	8-8-1-4	4,261	59	Mar. 2	<b>Grand Rapids</b>	<b>OTW, 5-4</b>	<b>27-23-3-6</b>	<b>4,683</b>
22	Nov. 25	at Chicago	W, 3-2	9-8-1-4	4,033	60	Mar. 9	at Manitoba	L, 1-3	27-24-3-6	5,388
23	Dec. 1	<b>Milwaukee</b>	<b>L, 0-3</b>	<b>9-9-1-4</b>	<b>3,882</b>	61	Mar. 10	at Manitoba	OTL, 1-2	27-24-4-6	3,973
24	Dec. 2	<b>San Antonio</b>	<b>OTW, 3-2</b>	<b>10-9-1-4</b>	<b>2,608</b>	62	Mar. 15	at Grand Rapids	W, 3-2	28-24-4-6	10,449
25	Dec. 7	<b>Grand Rapids</b>	<b>OTW, 3-2</b>	<b>11-9-1-4</b>	<b>2,559</b>	63	Mar. 16	<b>Cleveland</b>	<b>OTW, 3-2</b>	<b>29-24-4-6</b>	<b>5,311</b>
26	Dec. 8	<b>Chicago</b>	<b>L, 0-4</b>	<b>11-10-1-4</b>	<b>4,123</b>	64	Mar. 17	<b>Texas</b>	<b>W, 2-1</b>	<b>30-24-4-6</b>	<b>3,110</b>
27	Dec. 14	at Grand Rapids	OTW, 3-2	12-10-1-4	7,017	65	Mar. 20	<b>Chicago</b>	<b>SOW, 2-1</b>	<b>31-24-4-6</b>	<b>2,664</b>
28	Dec. 15	<b>Texas</b>	<b>OTL, 2-3</b>	<b>12-10-2-4</b>	<b>3,457</b>	66	Mar. 22	at Milwaukee	L, 2-4	31-25-4-6	6,583
29	Dec. 16	<b>Grand Rapids</b>	<b>W, 2-1</b>	<b>13-10-2-4</b>	<b>1,990</b>	67	Mar. 23	<b>Milwaukee</b>	<b>L, 2-8</b>	<b>31-26-4-6</b>	<b>5,765</b>
30	Dec. 19	<b>Milwaukee</b>	<b>OTW, 4-3</b>	<b>14-10-2-4</b>	<b>2,928</b>	68	Mar. 27	<b>Milwaukee</b>	<b>L, 2-4</b>	<b>31-27-4-6</b>	<b>3,451</b>
31	Dec. 21	at Chicago	OTW, 5-4	15-10-2-4	6,610	69	Mar. 30	<b>Grand Rapids</b>	<b>W, 4-1</b>	<b>32-27-4-6</b>	<b>5,089</b>
32	Dec. 26	at Iowa	L, 0-4	15-11-2-4	6,614	70	Mar. 31	<b>Chicago</b>	<b>L, 2-5</b>	<b>32-28-4-6</b>	<b>4,282</b>
33	Dec. 28	<b>Chicago</b>	<b>L, 2-4</b>	<b>15-12-2-4</b>	<b>6,258</b>	71	Apr. 2	<b>San Antonio</b>	<b>W, 5-3</b>	<b>33-28-4-6</b>	<b>2,382</b>
34	Dec. 29	at Chicago	OTL, 1-2	15-12-3-4	9,117	72	Apr. 5	at Texas	L, 1-2	33-29-4-6	6,009
35	Dec. 31	at Grand Rapids	L, 1-2	15-13-3-4	10,834	73	Apr. 6	at Texas	SOW, 4-3	34-29-4-6	6,331
36	Jan. 2	<b>Milwaukee</b>	<b>L, 1-2</b>	<b>15-14-3-4</b>	<b>3,306</b>	74	Apr. 9	at Milwaukee	OTW, 4-3	35-29-4-6	4,934
37	Jan. 4	at Iowa	L, 0-3	15-15-3-4	6,100	75	Apr. 13	at Iowa	L, 0-3	35-30-4-6	10,323
38	Jan. 6	<b>Iowa</b>	<b>W, 6-2</b>	<b>16-15-3-4</b>	<b>4,068</b>	76	Apr. 14	<b>Milwaukee</b>	<b>L, 2-3</b>	<b>35-31-4-6</b>	<b>5,664</b>

## 2018-19 Team Leaders

Points:	Peter Holland*	65
Goals:	Peter Holland*	27
Assists:	Peter Holland*	38
Penalty Minutes:	Dennis Gilbert	67
Plus/Minus:	Dylan Sikura, Henri Jokiharju	+7
Wins:	Anton Forsberg	17
(*Combined HFD/RFD)		

# Final Statistics for 2017-18

## 40-28-4-4, 4th Central Division, 27th Overall

PLAYER	GP	G	A	PTS	+/-	PIM	PP	SH
Anthony Louis	70	14	30	44	6	8	3	0
Matthew Highmore	64	24	19	43	-6	24	8	1
Tyler Sikura	74	23	16	39	24	18	3	3
Adam Clendening	38	4	26	30	2	48	2	0
Luke Johnson	73	13	17	30	-4	62	3	0
William Pelletier	69	14	15	29	13	18	1	2
Andreas Martinen	64	12	16	28	7	62	1	0
Cody Franson	37	9	19	28	9	10	6	0
Carl Dahlstrom	64	3	25	28	14	22	1	0
Tomas Jurco	36	13	12	25	4	38	2	0
Viktor Svedberg	73	6	18	24	18	82	0	1
Chris DiDomenico	22	8	15	23	3	44	4	0
Vinnie Hinostroza	23	9	13	22	7	8	1	1
Darren Raddysh	66	5	17	22	10	26	0	0
Ville Pokka	46	4	18	22	3	20	1	0
Alexandre Fortin	53	4	17	21	-1	22	0	0
Tanner Kero	36	8	12	20	-10	8	1	0
Matheson Iacopelli	50	11	8	19	7	10	2	0
David Kampf	33	7	11	18	1	14	1	0
John Hayden	24	5	12	17	0	7	2	0

PLAYER	GP	G	A	PTS	+/-	PIM	PP	SH
Luc Snuggerud	40	5	12	17	-3	24	0	0
Erik Gustafsson	25	3	14	17	-3	18	2	0
Lance Bouma	20	7	7	14	7	10	0	0
Laurent Dauphin	33	4	10	14	-6	23	3	0
Henrik Samuelsson	25	9	3	12	-1	33	1	0
Graham Knott	70	4	5	9	-1	23	0	0
Robin Norell	63	2	5	7	2	39	0	0
Gustav Forsling	18	2	3	5	-4	6	0	0
Nathan Noel	17	1	0	1	-2	18	0	0
Victor Ejdsell	5	0	1	1	-3	0	0	0
JF Berube	15	0	1	1	0	0	0	0
Tommy Olczyk	1	0	0	0	-1	0	0	0
Joni Tuulola	2	0	0	0	1	0	0	0
Nolan Valleau	3	0	0	0	0	2	0	0
Kyle Maksimovich	4	0	0	0	-2	2	0	0
Brandon Anselmini	7	0	0	0	-1	2	0	0
Robin Press	7	0	0	0	-1	2	0	0
Matt Tomkins	8	0	0	0	0	0	0	0
Alex Wideman	13	0	0	0	-1	2	0	0
Collin Delia	28	0	0	0	0	2	0	0
Jeff Glass	28	0	0	0	0	0	0	0

GOALIE	GP	MIN	AVG	W	L	OTL	SOL	SO	GA	SAVES	SPCT
JF Berube	15	834:18	2.37	7	8	0	0	2	33	378	.920
Collin Delia	28	1675:12	2.72	17	7	4	2	1	76	687	.900
Jeff Glass	28	1638:52	2.82	15	9	2	1	0	77	724	.904
Matt Tomkins	8	445:12	4.04	1	4	2	1	0	30	203	.871

### 2017-18 Recap

The IceHogs rebounded from an eighth-place finish in the Central Division in 2016-17 to win 40 games last season and clench a berth in the Calder Cup playoffs for the third time in four seasons. Rockford stormed down the stretch to secure the final postseason berth from the Central Division, notching points in 16 of its final 21 games with a record of 14-5-1-1 over that span.

The Hogs then cruised through the first two rounds of the Calder Cup playoffs, sweeping both the Chicago Wolves and Manitoba Moose. Rockford eliminated Chicago in a triple-overtime thriller in Game 3 at Allstate Arena, before easily dispatching Manitoba in four games to reach the Western Conference Finals for the first time in team history. The IceHogs then forced a Game 6 against the Texas Stars, but were ultimately eliminated from the postseason with a heartbreaking overtime loss in Cedar Park.

Texas dueled with the Toronto Marlies in the Calder Cup finals, with the series reaching a decisive Game 7 on June 14. The Marlies routed the Stars 6-1 in Game 7 to win the 2018 Calder Cup.

# Final Statistics for 2017-18, Game-By-Game

Game	Date	Opponent	Score	Record	Attn.	Game	Date	Opponent	Score	Record	Attn.
1	10/7/17	Cleveland	4-0 W	1-0-0-0	12,115	39	1/12/18	San Jose	4-2 W	21-15-1-2	3,414
2	10/14/17	Iowa	7-4 W	2-0-0-0	4,687	40	1/13/18	Bakersfield	2-3 OTL	21-15-2-2	5,074
3	10/15/17	Milwaukee	3-5 L	2-1-0-0	3,031	41	1/17/18	Cleveland	3-4 SOL	21-15-2-3	4,133
4	10/20/17	Grand Rapids	3-2 SOW	3-1-0-0	2,126	42	1/19/18	Cleveland	4-3 W	22-15-2-3	12,645
5	10/21/17	Milwaukee	6-2 W	4-1-0-0	4,659	43	1/20/18	Grand Rapids	3-4 L	22-16-2-3	10,259
6	10/22/17	Hershey	5-0 W	5-1-0-0	2,384	44	1/23/18	Bakersfield	4-1 W	23-16-2-3	2,217
7	10/25/17	Iowa	2-1 OTW	6-1-0-0	3,242	45	1/26/18	Ontario	3-2 OTW	24-16-2-3	5,168
8	10/27/17	Milwaukee	2-5 L	6-2-0-0	2,553	46	1/27/18	Grand Rapids	1-4 L	24-17-2-3	10,834
9	10/28/17	Grand Rapids	4-3 W	7-2-0-0	3,220	47	2/2/18	Manitoba	3-4 OTL	24-17-3-3	4,199
10	10/31/17	Cleveland	2-3 L	7-3-0-0	3,897	48	2/3/18	Chicago	4-7 L	24-18-3-3	12,729
11	11/3/17	Milwaukee	1-3 L	7-4-0-0	4,084	49	2/7/18	San Antonio	3-1 W	25-18-3-3	1,256
12	11/9/17	Iowa	3-5 L	7-5-0-0	13,422	50	2/9/18	Milwaukee	3-5 L	25-19-3-3	4,474
13	11/10/17	San Antonio	0-6 L	7-6-0-0	4,533	51	2/10/18	Iowa	1-2 L	25-20-3-3	9,725
14	11/11/17	Milwaukee	5-2 W	8-6-0-0	6,969	52	2/13/18	Cleveland	1-3 L	25-21-3-3	2,364
15	11/15/17	Iowa	1-2 L	8-7-0-0	5,066	53	2/17/18	Cleveland	2-5 L	25-22-3-3	3,864
16	11/18/17	Grand Rapids	3-2 SOW	9-7-0-0	4,373	54	2/18/18	San Antonio	4-3 W	26-22-3-3	5,544
17	11/19/17	Chicago	4-3 SOW	10-7-0-0	3,352	55	2/23/18	Wilkes-Barre	3-6 L	26-23-3-3	6,541
18	11/22/17	Iowa	3-1 W	11-7-0-0	2,717	56	2/24/18	Hershey	4-3 OTW	27-23-3-3	10,205
19	11/24/17	Iowa	1-2 OTL	11-7-1-0	4,272	57	2/28/18	Texas	2-1 W	28-23-3-3	2,861
20	11/25/17	Chicago	3-4 L	11-8-1-0	7,010	58	3/2/18	Milwaukee	1-4 L	28-24-3-3	5,591
21	11/28/17	Manitoba	1-8 L	11-9-1-0	3,876	59	3/3/18	Wilkes-Barre	3-0 W	29-24-3-3	6,440
22	12/1/17	Chicago	4-3 OTW	12-9-1-0	3,184	60	3/10/18	Milwaukee	1-2 SOL	29-24-3-4	8,166
23	12/2/17	Texas	6-2 W	13-9-1-0	3,660	61	3/11/18	Chicago	2-1 OTW	30-24-3-4	14,835
24	12/8/17	Grand Rapids	4-1 W	14-9-1-0	7,560	62	3/13/18	Iowa	3-2 OTW	31-24-3-4	3,597
25	12/9/17	Grand Rapids	7-2 W	15-9-1-0	4,200	63	3/16/18	Grand Rapids	3-4 OTL	31-24-4-4	10,015
26	12/12/17	Chicago	1-2 L	15-10-1-0	2,361	64	3/17/18	Chicago	3-2 W	32-24-4-4	9,035
27	12/15/17	San Antonio	1-2 SOL	15-10-1-1	6,043	65	3/19/18	Iowa	5-2 W	33-24-4-4	3,306
28	12/17/17	San Antonio	1-4 L	15-11-1-1	4,665	66	3/23/18	Milwaukee	2-5 L	33-25-4-4	4,856
29	12/22/17	Chicago	3-2 OTW	16-11-1-1	3,977	67	3/24/18	Chicago	5-3 W	34-25-4-4	6,275
30	12/23/17	Grand Rapids	3-2 SOW	17-11-1-1	3,399	68	3/26/18	Manitoba	4-2 W	35-25-4-4	3,668
31	12/28/17	Iowa	6-3 W	18-11-1-1	7,410	69	3/28/18	Manitoba	4-3 W	36-25-4-4	4,204
32	12/29/17	Iowa	3-5 L	18-12-1-1	4,296	70	3/31/18	San Jose	5-3 W	37-25-4-4	5,786
33	12/30/17	Chicago	2-6 L	18-13-1-1	10,427	71	4/4/18	San Antonio	4-2 W	38-25-4-4	3,592
34	1/2/18	Cleveland	1-4 L	18-14-1-1	2,654	72	4/6/18	Texas	3-2 SOW	39-25-4-4	4,938
35	1/5/18	Grand Rapids	3-5 L	18-15-1-1	7,615	73	4/7/18	Texas	3-4 L	39-26-4-4	6,863
36	1/6/18	Cleveland	4-3 SOW	19-15-1-1	4,693	74	4/10/18	Iowa	5-3 W	40-26-4-4	3,242
37	1/7/18	Milwaukee	4-5 SOL	19-15-1-2	3,826	75	4/13/18	Chicago	4-6 L	40-27-4-4	6,293
38	1/10/18	Ontario	5-2 W	20-15-1-2	7,948	76	4/14/18	Chicago	4-5 L	40-28-4-4	15,319

## 2017-18 Team Leaders

Points:	Anthony Louis	44
Goals:	Matthew Highmore	24
Assists:	Anthony Louis	30
Penalty Minutes:	Viktor Svedberg	82
Plus/Minus:	Tyler Sikura	+24
Wins:	Collin Delia	17

# Final Statistics for 2016-17

## 25-39-9-3, 8th Central Division, 27th Overall

PLAYER	GP	G	A	PTS	+/-	PIM	PP	SH
Spencer Abbott	53	15	20	35	-11	14	5	0
Kyle Baun	74	14	20	34	-14	42	5	1
Brandon Mashinter	61	15	15	30	-20	70	4	0
Ville Pokka	76	6	24	30	-25	35	5	1
Erik Gustafsson	68	5	25	30	-27	40	1	0
Sam Carrick	57	11	17	28	-14	85	2	0
Mark McNeill	58	6	22	28	-17	23	3	1
Martin Lundberg	67	9	12	21	1	30	1	0
Tanner Kero	28	7	13	20	-7	14	3	0
Luke Johnson	73	8	9	17	-24	31	1	0
Cameron Schilling	40	7	10	17	-3	18	3	1
Tyler Motte	43	10	6	16	-19	20	3	0
Michael Latta	32	3	13	16	-8	61	0	0
Jake Dowell	66	4	11	15	-10	101	1	1
Jeremy Langlois	66	8	6	14	-4	13	1	1
Carl Dahlstrom	70	6	5	11	-12	16	0	0
Viktor Svedberg	51	2	9	11	-7	70	1	0
Nick Schmaltz	12	6	3	9	-4	2	1	1
Evan Mosey	41	4	5	9	-1	15	0	0
Robin Norell	65	1	8	9	-21	18	0	0

PLAYER	GP	G	A	PTS	+/-	PIM	PP	SH
Gustav Forsling	30	1	7	8	-13	12	0	0
Pierre-Cedric Labrie	52	1	7	8	-12	96	0	0
Matt Fraser	21	2	5	7	-1	10	1	0
Tyler Barnes	25	4	3	7	-6	4	1	0
William Pelletier	8	3	4	7	2	0	1	0
Vinnie Hinostroza	15	3	4	7	-8	4	0	0
Chris DeSousa	36	4	1	5	-8	77	0	0
Luc Snuggerud	13	1	4	5	-2	2	0	0
Matheson Iacopelli	8	1	3	4	-2	0	0	0
Anthony Louis	13	1	2	3	-9	4	0	0
Lars Johansson	39	0	1	1	0	0	0	0
Jonathan Carlsson	2	0	0	0	0	0	0	0
Bryn Chyzyk	2	0	0	0	0	0	0	0
Nick Mattson	2	0	0	0	2	2	0	0
Jake Hildebrand	3	0	0	0	0	0	0	0
Radovan Bondra	5	0	0	0	-6	2	0	0
Robin Press	9	0	0	0	-1	2	0	0
Jeff Glass	20	0	0	0	4	0	0	0
Mac Carruth	24	0	0	0	0	0	0	0

GOALIE	GP	MIN	AVG	W	L	OTL	SOL	SO	GA	SAVES	SPCT
Jeff Glass	20	1164:55	2.63	8	10	2	0	2	51	544	.917
Lars Johansson	39	2115:36	2.75	12	17	4	0	2	97	944	.907
Mac Carruth	24	1171:29	3.64	5	11	5	3	0	71	516	.879
Jake Hildebrand	3	131:06	4.58	0	1	1	0	0	10	66	.868

### 2016-17 Recap

After back-to-back Calder Cup Playoffs appearances in 2014-15 and 2015-16, the Rockford IceHogs had one of their more difficult campaigns in 2016-17. The team's .408 overall winning percentage was their lowest since joining the AHL and also marked the first time in the club's AHL era that they finished below .500.

Despite the struggles, the IceHogs saw milestones reached and the pipeline to the NHL's Chicago Blackhawks remained strong. Team captain Jake Dowell played in his 300th game in a Rockford sweater on Dec. 21, 2016, becoming the first player in franchise history to reach that mark. Meanwhile, six IceHogs alumni joined the NHL ranks throughout the course of the season.

The IceHogs did not qualify for the 2017 Calder Cup Playoffs, but for the second straight season a Central Division opponent took home the league championship. After the Cleveland (then Lake Erie) Monsters captured the Cup in 2015-16, the Grand Rapids Griffins ousted the Syracuse Crunch to become the league champion in 2017.

# Final Statistics for 2016-17, Game-By-Game

Game	Date	Opponent	Score	Record	Attn.	Game	Date	Opponent	Score	Record	Attn.
1	10/14/16	Cleveland	1-2 L	0-1-0-0	13,279	39	1/16/17	Grand Rapids	3-1 W	13-20-3-3	3,010
2	10/15/16	Cleveland	1-3 L	0-2-0-0	7,062	40	1/18/17	Cleveland	1-0 W	14-20-3-3	4,677
3	10/21/16	Grand Rapids	2-1 W	1-2-0-0	5,236	41	1/20/17	Cleveland	0-2 L	14-21-3-3	13,112
4	10/22/16	Milwaukee	3-2 SOW	2-2-0-0	5,465	42	1/22/17	San Antonio	2-3 OTL	14-21-4-3	5,074
5	10/23/16	Cleveland	5-2 W	3-2-0-0	2,474	43	1/25/17	San Antonio	2-6 L	14-22-4-3	3,034
6	10/28/16	Chicago	3-2 W	4-2-0-0	3,189	44	1/27/17	Iowa	2-3 OTL	14-22-5-3	4,174
7	10/29/16	Chicago	3-7 L	4-3-0-0	5,139	45	1/28/17	Iowa	1-5 L	14-23-5-3	5,944
8	10/30/16	Milwaukee	3-7 L	4-4-0-0	2,548	46	2/3/17	Milwaukee	3-4 OTL	14-23-6-3	6,673
9	11/2/16	Charlotte	0-4 L	4-5-0-0	3,348	47	2/4/17	Chicago	2-3 OTL	14-23-7-1	15,632
10	11/3/16	Charlotte	1-2 L	4-6-0-0	3,623	48	2/7/17	Chicago	1-2 OTL	14-23-8-3	3,053
11	11/6/16	Iowa	1-2 OTL	4-6-1-0	4,463	49	2/10/17	Milwaukee	3-2 OTW	15-23-8-3	7,697
12	11/11/16	Grand Rapids	0-3 L	4-7-1-0	8,505	50	2/11/17	San Antonio	4-3 SOW	16-23-8-3	5,743
13	11/12/16	Charlotte	3-0 W	5-7-1-0	3,887	51	2/12/17	Milwaukee	2-1 W	17-23-8-3	4,995
14	11/13/16	Ontario	1-3 L	5-8-1-0	6,423	52	2/15/17	Cleveland	2-0 W	18-23-8-3	3,487
15	11/16/16	Iowa	3-1 W	6-8-1-0	3,457	53	2/17/17	Cleveland	4-1 W	19-23-8-3	3,735
16	11/19/16	Texas	5-4 SOW	7-8-1-0	4,974	54	2/18/17	Charlotte	0-2 L	19-24-8-3	5,563
17	11/23/16	Cleveland	4-5 L	7-9-1-0	2,702	55	2/21/17	Manitoba	4-3 W	20-24-8-3	4,454
18	11/25/16	Milwaukee	2-3 SOL	7-9-1-1	4,521	56	2/22/17	Manitoba	1-0 SOW	21-24-8-3	3,891
19	11/26/16	Chicago	2-3 L	7-10-1-1	7,126	57	2/25/17	San Diego	2-3 L	21-25-8-3	10,077
20	11/30/16	Manitoba	4-5 SOL	7-10-1-2	2,024	58	2/26/17	Ontario	4-5 L	21-26-8-3	8,613
21	12/2/16	Chicago	1-4 L	7-11-1-2	3,149	59	2/28/17	Manitoba	3-5 L	21-27-8-3	3,454
22	12/3/16	Grand Rapids	1-4 L	7-12-1-2	5,272	60	3/3/17	Manitoba	3-5 L	21-28-8-3	3,902
23	12/7/16	San Antonio	2-3 OTL	7-12-2-2	1,985	61	3/4/17	Iowa	1-2 L	21-29-8-3	6,304
24	12/9/16	Texas	4-8 L	7-13-2-2	4,572	62	3/10/17	Milwaukee	2-5 L	21-30-8-3	8,033
25	12/10/16	Texas	1-2 SOL	7-13-2-3	5,864	63	3/14/17	Milwaukee	3-4 OTL	21-30-9-3	2,992
26	12/17/16	Manitoba	4-2 W	8-13-2-3	3,178	64	3/17/17	Manitoba	2-1 W	22-30-9-3	4,802
27	12/18/16	Chicago	4-3 SOW	9-13-2-3	4,894	65	3/18/17	Manitoba	3-5 L	22-31-9-3	5,442
28	12/21/16	Chicago	6-2 W	10-13-2-3	3,417	66	3/24/17	Grand Rapids	3-5 L	22-32-9-3	10,236
29	12/26/16	Iowa	1-4 L	10-14-2-3	6,517	67	3/25/17	Grand Rapids	0-4 L	22-33-9-3	6,035
30	12/28/16	Chicago	2-6 L	10-15-2-3	5,832	68	3/28/17	Iowa	0-4 L	22-34-9-3	3,828
31	12/30/16	Iowa	4-1 W	11-15-2-3	5,345	69	3/31/17	Texas	3-1 W	23-34-9-3	5,216
32	12/31/16	Grand Rapids	2-5 L	11-16-2-3	10,834	70	4/1/17	Grand Rapids	4-1 W	24-34-9-3	5,390
33	1/3/17	Milwaukee	2-5 L	11-17-2-3	3,112	71	4/6/17	Iowa	1-3 L	24-35-9-3	4,117
34	1/6/17	Chicago	2-7 L	11-18-2-3	6,431	72	4/8/17	Milwaukee	4-2 W	25-35-9-3	8,008
35	1/7/17	Grand Rapids	1-6 L	11-19-2-3	9,502	73	4/9/17	Chicago	1-3 L	25-36-9-3	13,319
36	1/8/17	Chicago	6-3 W	12-19-2-3	6,401	74	4/12/17	Milwaukee	1-2 L	25-37-9-3	3,469
37	1/13/17	San Diego	2-3 OTL	12-19-3-3	3,727	75	4/14/17	Milwaukee	2-6 L	25-38-9-3	5,349
38	1/14/17	Grand Rapids	2-5 L	12-20-3-3	5,089	76	4/15/17	Iowa	2-5 L	25-39-9-3	6,398

## 2016-17 Team Leaders

Points:	Kyle Baun	34
Goals:	Brandon Mashinter	15
Assists:	Erik Gustafsson	25
Penalty Minutes:	Michael Latta	128
Plus/Minus:	Martin Lundberg	+1
Wins:	Lars Johansson	12

# Final Statistics for 2015-16

## 40-22-10-4, 3rd Central Division, 8th Overall

PLAYER	GP	G	A	PTS	+/-	PIM	PP	SH	PLAYER	GP	G	A	PTS	+/-	PIM	PP	SH
Vince Hinostroza	66	18	33	51	7	24	3	1	Matt Fraser	21	2	5	7	-1	10	1	0
Mark McNeill	64	25	23	48	-4	33	8	2	Nick Mattson	17	1	6	7	4	0	0	0
Ville Pokka	76	10	35	45	0	24	5	0	Dennis Robertson	37	2	4	6	10	30	0	0
Tanner Kero	60	20	19	39	15	23	3	1	Jay Harrison	0	0	0	0	0	0	0	0
Ryan Hartman	61	15	20	35	16	129	2	1	Tyler Motte	5	2	3	5	4	2	1	0
Jake Dowell	72	11	24	35	14	99	0	1	Kyle Cumiskey	17	1	4	5	-3	6	1	0
Pierre-Cedric Labrie	66	20	14	34	1	102	3	1	David Rundblad	10	2	2	4	4	0	0	0
Bryan Bickell	47	15	16	31	3	23	5	0	Daniel Paille	31	1	3	4	-5	2	0	0
Marko Dano	34	4	19	23	17	40	2	0	Dane Walters	30	2	1	3	-1	14	0	0
Jeremy Morin	28	9	13	22	7	24	1	1	Phillip Danault	6	1	1	2	-2	4	0	0
Cameron Schilling	73	5	17	22	10	38	3	0	Mike Liambas	44	1	1	2	-4	188	0	1
Garret Ross	65	7	13	20	-8	109	2	0	Robin Norell	8	0	2	2	4	2	0	0
Dennis Rasmussen	25	7	9	16	-1	18	1	1	Daniel Ciampini	10	1	0	1	-1	2	0	0
Kirill Gotovets	62	2	14	16	6	37	0	0	Josh Brittain	5	0	1	1	0	13	0	0
Viktor Svedberg	40	1	14	15	9	39	1	0	Dillon Fournier	2	0	0	0	-2	0	0	0
Ryan Haggerty	36	9	4	13	2	17	1	0	Rob Scuderi	3	0	0	0	1	2	0	0
Chris DeSousa	67	7	6	13	1	98	0	1	Carl Dahlstrom	4	0	0	0	1	6	0	0
Nolan Valleau	62	1	11	12	8	20	0	0	Sam Jardine	6	0	0	0	-1	7	0	0
Erik Gustafsson	27	3	8	11	1	38	1	1	Mark Visentin	13	0	0	0	0	0	0	0
Jonathan Carlsson	25	2	7	9	4	6	0	0	Mac Carruth	17	0	0	0	0	0	0	0
Kyle Baun	43	1	8	9	-1	16	0	0	Drew MacIntyre	8	0	0	0	0	0	0	0
Brandon Mashinter	12	4	3	7	0	11	1	0	Michael Leighton	46	0	0	0	0	0	0	0

GOALIE	GP	MIN	AVG	W	L	OTL	SOL	SO	GA	SAVES	SPCT
Mac Carruth	17	859:31	2.30	6	5	2	0	2	33	410	0.926
Michael Leighton	46	2584:41	2.44	28	8	8	3	5	105	1169	0.918
Mark Visentin	13	715:35	2.60	4	6	2	1	1	31	300	0.906
Drew MacIntyre	8	435:01	3.03	2	3	2	0	1	22	210	0.895

### 2015-16 Recap

The IceHogs had a record setting season in 2015-16, both on and off the ice. Goaltender Michael Leighton recorded five shutouts for the second-straight season and set a new AHL record with 46 blank sheets in his career. In the attacking end, Vince Hinostroza set a new IceHogs record for points as a rookie (51) while Tanner Kero become the first rookie to score 20 goals in team history.

Off the ice, the 2015-16 season marked the first time in franchise history that the IceHogs averaged over 5,000 fans per game. The overall attendance totaled over 190,000 fans, and averaged out to 5,013 fans per game at the BMO.

Rockford battled to a second consecutive playoff birth in an ultra-competitive Central Division that saw the second through fourth seeds separated by just seven points, but was ousted in the first round at the hands of the eventual Calder Cup Champion Lake Erie Monsters.



# Final Statistics for 2015-16, Game-By-Game

Game	Date	Opponent	Score	Record	Attn.	Game	Date	Opponent	Score	Record	Attn.
1	10/09/15	San Jose	4-2 W	1-0-0-0	6,977	36	11/12/16	Chicago	5-2 W	22-9-2-3	3,113
2	10/10/15	Stockton	0-7 L	1-1-0-0	6,563	37	11/15/16	San Jose	2-5 L	22-10-2-3	4,062
3	10/17/15	Texas	2-5 L	1-2-0-0	4,860	38	11/16/16	Stockton	3-0 W	23-10-2-3	5,846
4	10/18/15	Texas	2-7 L	1-3-0-0	2,502	39	11/18/16	Lake Erie	3-1 W	24-10-2-3	4,001
5	10/21/15	Iowa	3-2 W	2-3-0-0	1,874	40	1/22/16	Iowa	3-4 SOL	24-10-2-4	4,324
6	10/23/15	Chicago	4-3 SOW	3-3-0-0	3,052	41	1/23/16	Iowa	1-0 W	25-10-2-4	6,185
7	10/24/15	Milwaukee	4-2 W	4-3-0-0	8,359	42	1/27/16	Charlotte	3-1 W	26-10-2-4	3,289
8	10/27/15	Charlotte	1-2 SOL	4-3-0-1	6,017	43	1/29/16	Chicago	6-0 W	27-10-2-4	5,981
9	10/30/15	Iowa	4-0 W	5-3-0-1	3,420	44	1/30/16	Chicago	2-3 OTL	27-10-3-4	14,871
10	11/1/15	Iowa	2-0 W	6-3-0-1	3,339	45	2/5/16	Grand Rapids	1-9 L	27-11-3-4	5,776
11	11/6/15	Grand Rapids	4-1 W	7-3-0-1	8,041	46	2/6/16	Grand Rapids	3-4 OTL	27-11-4-4	10,191
12	11/7/15	Milwaukee	2-3 OTL	7-3-1-1	5,775	47	2/12/16	at Milwaukee	3-4 OTL	27-11-5-4	6,793
13	11/13/15	Iowa	5-2 W	8-3-1-1	5,439	48	2/14/16	Grand Rapids	4-2 W	28-11-5-4	5,493
14	11/14/15	Iowa	4-3 W	9-3-1-1	7,533	49	2/17/16	Manitoba	2-5 L	28-12-5-4	6,304
15	11/18/15	Grand Rapids	2-3 L	9-4-1-1	6,407	50	2/19/16	Manitoba	2-3 L	28-13-5-4	5,017
16	11/20/15	Milwaukee	1-2 SOL	9-4-1-2	3,235	51	2/20/16	Chicago	4-2 W	29-13-5-4	11,629
17	11/22/15	Lake Erie	3-1 W	10-4-1-2	6,344	52	2/24/16	Milwaukee	6-4 W	30-13-5-4	3,484
18	11/25/15	San Antonio	3-2 OTW	11-4-1-2	3,606	53	2/26/16	Lake Erie	4-5 L	30-14-5-4	9,941
19	11/27/15	Chicago	3-1 W	12-4-1-2	5,738	54	2/27/16	Lake Erie	2-3 OTL	30-14-6-4	12,398
20	11/28/15	Milwaukee	1-2 L	12-5-1-2	4,878	55	3/2/16	Grand Rapids	1-2 OTL	30-14-7-4	10,017
21	12/2/15	Texas	6-5 OTW	13-5-1-2	3,976	56	3/5/16	Lake Erie	5-0 W	31-14-7-4	6,498
22	12/4/15	San Antonio	4-2 W	14-5-1-2	6,769	57	3/6/16	Lake Erie	2-1 W	32-14-7-4	6,321
23	12/6/15	San Antonio	5-2 W	15-5-1-2	3,771	58	3/8/16	Milwaukee	5-2 W	33-14-7-4	3,655
24	12/8/15	Texas	5-3 W	16-5-1-2	6,253	59	3/12/16	Charlotte	3-6 L	33-15-7-4	8,210
25	12/11/15	Iowa	2-1 W	17-5-1-2	3,914	60	3/13/16	Charlotte	1-4 L	33-16-7-4	8,101
26	12/12/15	Grand Rapids	1-4 L	17-6-1-2	6,104	61	3/15/16	Charlotte	1-0 W	34-16-7-4	3,927
27	12/18/15	Milwaukee	6-2 W	18-6-1-2	3,947	62	3/18/16	Chicago	1-4 L	34-17-7-4	8,098
28	12/19/15	Chicago	3-4 OTL	18-6-2-2	8,931	63	3/19/16	Chicago	3-4 OTL	34-17-8-4	6,524
29	12/21/15	Milwaukee	2-6 L	18-7-2-2	4,890	64	3/20/16	Charlotte	2-1 SOW	35-17-8-4	5,882
30	12/26/15	Milwaukee	1-2 SOL	18-7-2-3	5,570	65	3/24/16	Lake Erie	2-4 L	35-18-8-4	5,761
31	12/27/15	Iowa	1-3 L	18-8-2-3	5,973	66	3/25/16	Lake Erie	1-5 L	35-19-8-4	13,188
32	12/30/15	Chicago	5-2 W	19-8-2-3	6,053	67	3/30/16	Chicago	1-0 W	36-19-8-4	7,002
33	1/2/16	Chicago	0-2 L	19-9-2-3	10,621	68	4/1/16	San Antonio	2-5 L	36-20-8-4	5,180
34	1/3/16	Milwaukee	3-2 OTW	20-9-2-3	5,495	69	4/2/16	Iowa	3-4 OTL	36-20-9-4	5,781
35	1/10/16	Iowa	3-1 W	21-9-2-3	4,510	70	4/5/16	Charlotte	1-2 OTL	36-20-10-4	3,719
						71	4/6/16	Charlotte	2-1 W	37-20-10-4	3,998
						72	4/9/16	Manitoba	1-5 L	37-21-10-4	8,737
						73	4/10/16	Manitoba	4-5 L	37-22-10-4	8,812
						74	4/13/16	Iowa	2-1 W	38-22-10-4	4,111
						75	4/15/16	Grand Rapids	4-0 W	39-22-10-4	5,543
						76	4/16/16	Milwaukee	7-1 W	40-22-10-4	6,402

## 2015-16 Team Leaders

Points:	Vince Hinostroza	51
Goals:	Mark McNeill	25
Assists:	Ville Pokka	35
Penalty Minutes:	Mike Liambas	188
Plus/Minus:	Ryan Hartman	+16
Wins:	Michael Leighton	28

# Final Statistics for 2014-15

## 46-23-5-2, 2nd Midwest Division, 5th Overall

PLAYER	GP	G	A	PTS	+/-	PIM	PP	SH	PLAYER	GP	G	A	PTS	+/-	PIM	PP	SH
Spencer Abbott	65	19	26	45	-1	16	4	1	Drew LeBlanc	41	4	2	6	-1	8	0	0
Mark McNeill	63	23	21	44	14	23	2	1	Ryan Schnell	24	2	4	6	1	71	0	0
Garrett Ross	69	21	21	42	20	100	2	0	Dane Walters	19	1	5	6	1	14	0	0
Peter Regin	69	10	31	41	2	30	4	0	Tanner Kero	6	5	0	5	3	0	1	0
Philip Danault	70	13	25	38	20	38	1	3	Keith Seabrook	15	1	4	5	3	2	0	0
Ryan Hartman	69	13	24	37	14	120	3	0	Jamie Wise	22	3	0	3	-3	11	0	0
T.J. Brennan	54	9	27	36	12	59	2	0	Trevor van Riemsdyk	0	3	3	2	0	0	0	0
Brandon Mashinter	69	17	15	32	4	57	6	0	Dillon Fournier	21	0	3	3	1	16	0	0
Ville Pokka	68	8	22	30	0	16	5	0	Kirill Gotovets	12	1	1	2	2	8	0	0
Dennis Rasmussen	73	13	14	27	9	30	1	0	Vince Hinostroza	5	0	2	2	-2	0	0	0
Teuvo Teravainen	39	6	19	25	-6	6	2	1	Michael Leighton	42	0	2	2	0	2	0	0
Matt Carey	67	10	11	21	-4	43	4	0	Jeremy Morin	3	1	0	1	-1	2	1	0
Stephen Johns	51	4	17	21	30	30	0	1	Calle Dahlstrom	2	0	1	1	-1	2	0	0
Kyle Cumiskey	54	2	18	20	6	10	1	0	Mathieu Brisebois	1	0	0	0	-2	0	0	0
Joakim Nordstrom	23	9	7	16	-1	19	5	0	Justin Holl	2	0	0	0	-1	0	0	0
Pierre-Cedric Labrie	60	9	7	16	3	113	1	1	Robin Press	2	0	0	0	-1	0	0	0
Alex Broadhurst	29	6	8	14	2	4	2	0	Mac Carruth	3	0	0	0	0	0	0	0
Cody Bass	61	6	8	14	4	165	0	0	Antti Raanta	11	0	0	0	0	0	0	0
Viktor Svedberg	49	3	11	14	14	41	0	0	Scott Darling	26	0	0	0	0	4	0	0
Adam Clendening	38	1	12	13	-4	20	0	0									
Klas Dahlbeck	49	4	6	10	2	35	2	0									
Zach Miskovic	42	2	6	8	4	40	0	0									

GOALIE	GP	MIN	AVG	W	L	OTL	SOL	SO	GA	SAVES	SPCT
Mac Carruth	3	177:06	1.69	2	1	0	0	1	5	67	0.925
Scott Darling	26	1419:26	2.20	14	8	2	0	2	52	710	0.927
Michael Leighton	42	2391:29	2.26	22	13	4	2	5	90	1124	0.920
Antti Raanta	11	603:30	2.39	8	1	1	0	2	24	291	0.918

### 2014-15 Recap

The 2014-15 season saw major defensive improvements as Rockford set a new team record for fewest goals against (180) and improved their penalty kill from 72.3% (30th) in 2013-14 to 86.0% (8th) in 2014-15.

The stalwart defensive play helped Rockford to qualify for the Calder Cup playoffs for the first time in five seasons and led to the team's first playoff series victory since 2007-08.

Michael Leighton made significant contributions in net, earning five shutouts to move into a tie for second place all-time in the AHL with 41 career shutouts. Each of the four goaltenders to suit up for the IceHogs posted at least one shutout as the team set a new record of 10 in a season.

The IceHogs once again had a big presence on the Stanley Cup Champion Chicago Blackhawks, as forwards Teuvo Teravainen and Joakim Nordstrom, defensemen Kyle Cumiskey and Trevor van Riemsdyk, and goaltender Scott Darling all had their names etched onto the Cup after playing for the IceHogs in 2014-15.

# Final Statistics for 2014-15, Game-By-Game

Game	Date	Opponent	Score	Record	Attn.	Game	Date	Opponent	Score	Record	Attn.
1	10/11/14	MILWAUKEE	2-3 L	0-1-0-0	5226	36	1/3/15	at Chicago	3-0 W	21-11-3-1	10855
2	10/16/14	at Adirondack	4-2 W	1-1-0-0	2289	37	1/8/15	at Milwaukee	2-4 L	21-12-3-1	2476
3	10/18/14	at Hamilton	2-1 OTW	2-1-0-0	2252	38	1/9/15	MILWAUKEE	0-1 OTL	21-12-4-1	5232
4	10/19/14	at Toronto	0-1 SOL	2-1-0-1	3668	39	1/13/15	CHARLOTTE	2-3 SOL	21-12-4-2	2515
5	10/22/14	at Rochester	3-5 L	2-2-0-1	3949	40	1/16/15	IOWA	4-0 W	22-12-4-2	4228
6	10/25/14	CHICAGO	4-3 W	3-2-0-1	4422	41	1/17/15	at Chicago	3-2 SOW	23-12-4-2	15225
7	10/26/14	LAKE ERIE	5-2 W	4-2-0-1	2577	42	1/19/15	CHICAGO	1-4 L	23-13-4-2	3663
8	10/29/14	at Grand Rapids	2-1 W	5-2-0-1	4469	43	1/22/15	at Iowa	1-0 W	24-13-4-2	3812
9	10/31/14	at San Antonio	6-3 W	6-2-0-1	3124	44	1/24/15	UTICA	3-0 W	25-13-4-2	6402
10	11/1/14	at San Antonio	5-1 W	7-2-0-1	5019	45	1/30/15	CHICAGO	3-2 OTW	26-13-4-2	6339
11	11/4/14	LAKE ERIE	5-4 OTW	8-2-0-1	2610	46	1/31/15	at Chicago	1-4 L	26-14-4-2	16280
12	11/6/14	at Iowa	5-3 W	9-2-0-1	4542	47	2/6/15	at Milwaukee	1-4 L	26-15-4-2	7618
13	11/8/14	GRAND RAPIDS	3-1 W	10-2-0-1	4878	48	2/7/15	MILWAUKEE	5-7 L	26-16-4-2	6506
14	11/14/14	MILWAUKEE	1-4 L	10-3-0-1	3776	49	2/13/15	at Milwaukee	2-1 W	27-16-4-2	4684
15	11/15/14	at Milwaukee	1-2 W	10-4-0-1	4843	50	2/14/15	OKLAHOMA CITY	3-1 W	28-16-4-2	5201
16	11/16/14	TEXAS	3-2 W	11-4-0-1	6390	51	2/15/15	SAN ANTONIO	2-1 W	29-16-4-2	4864
17	11/21/14	IOWA	4-3 OTW	12-4-0-1	3130	52	2/18/15	SAN ANTONIO	0-4 L	29-17-4-2	6296
18	11/22/14	MILWAUKEE	3-2 W	13-4-0-1	5258	53	2/20/15	at Lake Erie	2-3 L	29-18-4-2	9395
19	11/23/14	at Chicago	3-0 W	14-4-0-1	11431	54	2/21/15	at Lake Erie	3-2 W	30-18-4-2	9219
20	11/26/14	IOWA	6-1 W	15-4-0-1	3305	55	2/27/15	at Texas	4-3 OTW	31-18-4-2	4347
21	11/28/14	CHICAGO	3-4 OTL	15-4-1-1	5168	56	2/28/15	at Texas	6-3 W	32-18-4-2	6165
22	11/29/14	at Chicago	1-2 L	15-5-1-1	8405	57	3/6/15	OKLAHOMA CITY	5-1 W	33-18-4-2	6427
23	12/3/14	at Milwaukee	4-0 W	16-5-1-1	2721	58	3/7/15	GRAND RAPIDS	2-3 OTL	33-18-5-2	6475
24	12/6/14	GRAND RAPIDS	0-4 L	16-6-1-1	5349	59	3/14/15	at Grand Rapids	1-3 L	33-19-5-2	10834
25	12/7/14	LAKE ERIE	3-4 OTL	16-6-2-1	3220	60	3/15/15	at Chicago	4-3 W	34-19-5-2	12534
26	12/10/14	at Milwaukee	2-1 W	17-6-2-1	2522	61	3/18/15	ADIRONDACK	4-3 SOW	35-19-5-2	2571
27	12/12/14	at Lake Erie	2-4 L	17-7-2-1	8320	62	3/21/15	ADIRONDACK	4-0 W	36-19-5-2	6003
28	12/13/14	at Lake Erie	5-2 W	18-7-2-1	8988	63	3/22/15	TEXAS	4-3 W	37-19-5-2	5571
29	12/16/14	at Iowa	1-5 L	18-8-2-1	3633	64	3/25/15	LAKE ERIE	3-2 W	38-19-5-2	2845
30	12/20/14	at Oklahoma City	2-3 OTL	18-8-3-1	5817	65	3/27/15	at Adirondack	4-0 W	39-19-5-2	3676
31	12/21/14	at Oklahoma City	1-3 L	18-9-3-1	2668	66	3/28/15	at Utica	2-4 L	39-20-5-2	3835
32	12/26/14	IOWA	1-2 L	18-10-3-1	5161	67	4/1/15	at Grand Rapids	1-6 L	39-21-5-2	8024
33	12/28/14	CHICAGO	4-2 W	19-10-3-1	6411	68	4/3/15	GRAND RAPIDS	6-2 W	40-21-5-2	3830
34	12/30/14	HAMILTON	1-2 L	19-11-3-1	5251	69	4/4/15	ROCHESTER	7-2 W	41-21-5-2	5565
35	12/31/14	at Grand Rapids	3-2 SOW	20-11-3-1	10834	70	4/7/15	MILWAUKEE	5-3 W	42-21-5-2	3295
						71	4/9/15	at Iowa	5-3 W	43-21-5-2	3975
						72	4/11/15	at Charlotte	2-0 W	44-21-5-2	13219
						73	4/12/15	at Charlotte	3-4 L	44-22-5-2	5938
						74	4/15/15	CHARLOTTE	5-1 W	45-22-5-2	5545
						75	4/17/15	CHICAGO	4-3 W	46-22-5-2	5681
						76	4/18/15	TORONTO	1-3 L	46-23-5-2	6543

## 2014-15 Team Leaders

Points:	Spencer Abbott	45
Goals:	Mark McNeill	23
Assists:	Peter Regin	31
Penalty Minutes:	Cody Bass	165
Plus/Minus:	Stephen Johns	30
Wins:	Michael Leighton	22

# Final Statistics for 2013-14

## 35-32-5-4, 4th Midwest Division, 14th Overall

PLAYER	GP	G	A	PTS	±	PIM	PP	SH
Clendening, Adam	74	12	47	59	5	64	3	1
Morin, Jeremy	47	24	23	47	9	58	6	0
Broadhurst, Alex	75	16	29	45	-1	32	2	0
Broadhurst, Terry	73	16	28	44	10	16	3	1
McNeil, Mark	76	18	19	37	-12	46	6	0
Dahlbeck, Klas	75	10	25	35	21	49	1	2
Ross, Garrett	74	15	19	34	12	78	4	1
Nordstrom, Joakim	58	17	16	33	9	21	4	0
Winchester, Brad	55	16	14	30	-8	85	6	0
Mashinter, Brandon	47	14	14	28	-8	79	5	0
Pirri, Brandon	26	11	15	26	-1	10	2	1
Danault, Phillip	72	6	20	26	11	40	1	0
LeBlanc, Drew	76	7	15	22	-4	18	4	0
Bouchard, Pierre-Marc	24	3	17	20	-7	10	0	0
Mills, Brad	28	8	6	14	-5	49	3	0
Mullane, Pat	46	6	7	13	0	15	2	0
Skinner, Brett	38	1	9	10	-9	8	1	0
Brisebois, Mathieu	13	2	5	7	-1	19	0	0
Svedberg, Viktor	35	2	7	9	5	26	1	0
Hayes, Jimmy	13	4	4	8	-5	2	1	0
Connelly, Brian	16	3	5	8	-12	4	3	0
Olsen, Dylan	16	0	8	8	3	8	0	0

PLAYER	GP	G	A	PTS	±	PIM	PP	SH
Hartman, Ryan	9	3	4	7	-1	8	1	0
Shea, Bobby	29	3	4	7	4	84	0	0
Miskovic, Zach	15	0	7	7	11	10	0	0
Peckham, Theo	45	0	6	6	6	100	0	0
Johns, Stephen	8	1	4	5	2	4	0	0
Froese, Byron	28	0	5	5	1	14	0	0
Beach, Kyle	7	4	0	4	3	10	0	1
Lefebvre, Philippe	29	4	0	4	-3	2	0	0
Nightingale, Jared	67	1	3	4	-14	114	0	0
Shalunov, Maxim	20	0	4	4	-4	8	0	0
Teravainen, Teuvo	5	2	0	2	2	2	1	0
Gilbert, David	10	1	0	1	-5	0	0	0
Kostka, Michael	2	0	1	1	3	2	0	0
Gleason, Joe	7	0	1	1	-4	2	0	1
Brookbank, Wade	27	0	1	1	-8	30	0	0
LaBarbera, Jason	32	0	1	1	0	0	0	0
York, Allen	1	0	0	0	0	0	0	0
Kessel, Blake	3	0	0	0	-2	0	0	0
Carruth, Mac	7	0	0	0	0	0	0	0
Raanta, Antti	14	0	0	0	0	0	0	0
Simpson, Kent	31	0	0	0	0	2	0	0

GOALIE	GP	MIN	AVG	W	L	OTL	SOL	SO	GA	SAVES	SPCT
Raanta, Antti	14	677:19	2.83	7	5	0	0	0	32	338	.914
LaBarbera, Jason	32	1859:29	2.94	15	13	2	2	0	91	831	.901
York, Allen	1	58:29	3.08	0	1	0	0	0	3	35	.921
Carruth, Allen	7	375:18	3.36	2	3	0	1	0	21	154	.880
Simpson, Kent	31	1614:53	3.64	11	11	3	1	0	98	801	.891

### 2013-14 Recap

It was a year of transition for the IceHogs in 2013-14 as the roster featured 16 different rookies and saw the departure of core players from the previous three seasons.

Adam Clendening had a historic season for the Hogs, becoming the first defenseman in team history to lead the club in scoring (59 pts). In his second season, Clendening was also named a first team AHL All-Star.

A pair of brothers, Terry and Alex Broadhurst, were also key contributors for Rockford. Alex ranked third on the Hogs in scoring (45 pts) while Terry was a close fourth (44 pts).

Rockford did miss out on the playoffs for a fourth straight season, but for the tenth consecutive year, finished above .500, finishing 35-32-5-4. February was a highlight for the Hogs as the team went without a regulation loss in the month, going 9-0-1-1.

# Final Statistics for 2013-14, Game-By-Game

Game	Date	Opponent	Score	Record	Attn.	Game	Date	Opponent	Score	Record	Attn.
1	10/5/13	at San Antonio	1-3 L	0-1-0-0	5455	36	1/4/14	GRAND RAPIDS	4-2 W	16-16-3-1	4145
2	10/6/13	at Texas	4-3 W	1-1-0-0	3166	37	1/5/14	at Chicago	3-4 SOL	16-16-3-2	7530
3	10/11/13	at Lake Erie	5-2 W	2-1-0-0	5784	38	1/8/14	at Grand Rapids	2-4 L	16-17-3-2	3672
4	10/12/13	at Lake Erie	1-5 L	2-2-0-0	5611	39	1/10/14	LAKE ERIE	4-3 W	17-17-3-2	3846
5	10/18/13	at Chicago	5-3 W	3-2-0-0	3949	40	1/11/14	LAKE ERIE	6-1 W	18-17-3-2	5775
6	10/19/13	GRAND RAPIDS	5-4 SOW	4-2-0-0	6202	41	1/15/14	ABBOTSFORD	3-4 OTL	18-17-4-2	5861
7	10/22/13	at Hamilton	4-5 OTL	4-2-1-0	1990	42	1/18/14	at Chicago	1-2 L	18-18-4-2	10605
8	10/23/13	at Toronto	3-2 W	5-2-1-0	4184	43	1/20/14	TORONTO	2-3 L	18-19-4-2	4193
9	10/26/13	CHARLOTTE	2-1 SOW	6-2-1-0	3124	44	1/24/14	at Milwaukee	2-3 L	18-20-4-2	16860
10	10/27/13	TEXAS	4-2 W	7-2-1-0	6353	45	1/25/14	MILWAUKEE	2-1 W	19-20-4-2	6504
11	10/31/13	CHARLOTTE	3-5 L	7-3-1-0	5936	46	1/26/14	at Milwaukee	4-3 OTW	20-20-4-2	4045
12	11/1/13	at Milwaukee	2-4 L	7-4-1-0	4142	47	1/31/14	at Rochester	1-4 L	20-21-4-2	6311
13	11/3/13	GRAND RAPIDS	1-3 L	7-5-1-0	3033	48	2/1/14	at Utica	2-1 W	21-21-4-2	3815
14	11/6/13	at Grand Rapids	2-6 L	7-6-1-0	6118	49	2/4/14	HAMILTON	6-4 W	22-21-4-2	5196
15	11/8/13	IOWA	3-1 W	8-6-1-0	4101	50	2/8/14	IOWA	8-3 W	23-21-4-2	5310
16	11/9/13	IOWA	2-5 L	8-7-1-0	4082	51	2/9/14	UTICA	5-4 OTW	24-21-4-2	3752
17	11/15/13	at Grand Rapids	3-5 L	8-8-1-0	9260	52	2/14/14	CHICAGO	4-5 SOL	24-21-4-3	4468
18	11/16/13	SAN ANTONIO	4-2 W	9-8-1-0	4394	53	2/15/14	at Iowa	5-3 W	25-21-4-3	10115
19	11/20/13	ABBOTSFORD	2-4 L	9-9-1-0	2493	54	2/16/14	at Iowa	4-2 W	26-21-4-3	6814
20	11/23/13	at Charlotte	2-5 L	9-10-1-0	7672	55	2/21/14	CHICAGO	2-1 W	27-21-4-3	6007
21	11/24/13	at Charlotte	4-3 W	10-10-1-0	4343	56	2/22/14	MILWAUKEE	4-1 W	28-21-4-3	6265
22	11/27/13	MILWAUKEE	2-1 OTW	11-10-1-0	3440	57	2/25/14	at Iowa	4-1 W	29-21-4-3	4102
23	11/29/13	at Chicago	1-7 L	11-11-1-0	7554	58	2/28/14	at Oklahoma City	4-5 OTL	29-21-5-3	3853
24	11/30/13	CHICAGO	4-3 W	12-11-1-0	5451	59	3/1/14	at Oklahoma City	4-5 L	29-22-5-3	3158
25	12/5/13	at Charlotte	2-3 OTL	12-11-2-0	3826	60	3/4/14	ROCHESTER	4-2 W	30-22-5-3	3071
26	12/7/13	at Charlotte	5-3 W	13-11-2-0	7719	61	3/7/14	at Milwaukee	3-8 L	30-23-5-3	4431
27	12/13/13	OKLAHOMA CITY	4-3 W	14-11-2-0	3359	62	3/8/14	MILWAUKEE	2-6 L	30-24-5-3	6300
28	12/14/13	OKLAHOMA CITY	5-4 SOW	15-11-2-0	4738	63	3/14/14	at Milwaukee	5-6 SOL	30-24-5-4	6394
29	12/15/13	at Iowa	1-3 L	15-12-2-0	6312	64	3/21/14	at Chicago	0-6 L	30-25-5-4	8825
30	12/20/13	at Grand Rapids	2-3 OTL	15-12-3-0	8269	65	3/22/14	CHICAGO	2-1 SOW	31-25-5-4	6513
31	12/21/13	MILWAUKEE	1-3 L	15-13-3-0	3975	66	3/28/14	GRAND RAPIDS	5-4 W	32-25-5-4	5223
32	12/26/13	at Iowa	2-5 L	15-14-3-0	6151	67	3/29/14	at Grand Rapids	1-4 L	32-26-5-4	10834
33	12/27/14	GRANDRAPIDS	2-4 L	15-15-3-0	4105	68	3/30/14	CHICAGO	6-3 W	33-26-5-4	5925
34	12/30/13	CHARLOTTE	2-3 L	15-16-3-0	4599	69	4/4/14	at Abbotsford	3-6 L	33-27-5-4	3088
35	1/3/14	IOWA	2-3 SOL	15-6-3-1	3326	70	4/5/14	at Abbotsford	3-5 L	33-28-5-4	3276
						71	4/8/14	at Milwaukee	1-3 L	33-29-5-4	3504
						72	4/11/14	MILWAUKEE	1-4 L	33-30-5-4	4283
						73	4/12/14	IOWA	3-2 W	34-30-5-4	6524
						74	4/13/14	at Chicago	2-4 L	34-31-5-4	11535
						75	4/18/14	CHICAGO	3-5 L	34-32-5-4	5368
						76	4/19/14	CHARLOTTE	7-3 W	35-32-5-4	5300

## 2013-14 Team Leaders

Points:	Adam Clendening	59
Goals:	Jeremy Morin	24
Assists:	Adam Clendening	47
Penalty Minutes:	Jared Nightingale	114
Plus/Minus:	Klas Dahlbeck	21
Wins:	Jason LaBarbera	15

# Final Statistics for 2012-13, 42-31-2-1 3rd Midwest Division, 14th Overall

PLAYER	GP	G	A	PTS	+/-	PIM	PP	SH	PLAYER	GP	G	A	PTS	+/-	PIM	PP	SH
Pirri, Brandon	76	22	53	75	11	72	7	1	Paradis, Philippe	36	1	7	8	4	100	0	0
St. Pierre, Martin	76	26	33	59	11	59	3	1	Dahlbeck, Klas	70	1	5	6	11	29	0	0
Morin, Jeremy	67	30	28	58	2	86	12	3	McArdle, Kenndal	30	3	2	5	-3	55	1	0
Smith, Ben	54	27	20	49	17	13	10	0	Flick, Rob	51	3	2	5	-11	97	0	0
Clendening, Adam	73	9	37	46	17	67	6	0	Montador, Steve	14	2	3	5	1	13	1	0
Hayes, Jimmy	67	25	20	45	0	23	8	2	Gilbert, David	10	1	2	3	0	6	0	0
Beach, Kyle	66	16	10	26	1	204	2	0	Beaudoin, Mathieu	21	1	3	4	-8	8	0	0
Stanton, Ryan	73	3	22	25	16	126	0	0	Suave, Maxime	8	1	2	3	2	4	0	0
Lalonde, Shawn	59	5	18	23	0	91	1	1	Nordstrom, Joakim	11	0	3	3	2	12	0	0
Kruger, Marcus	34	8	12	22	-1	24	5	0	Froese, Byron	9	0	2	2	1	4	0	0
Saad, Brandon	31	8	14	20	1	10	0	1	Hutton, Carter	51	0	2	2	0	17	0	0
Olesz, Rostislav	14	7	12	19	5	4	1	0	Brookbank, Wade	28	0	1	1	-6	100	0	0
Mills, Brad	33	7	9	16	8	60	0	1	Lang, Mickey	1	0	0	0	0	0	0	0
Leddy, Nick	31	3	13	16	-2	12	1	0	Hobson, Adam	2	0	0	0	0	0	0	0
Broadhurst, Terry	31	5	8	13	3	12	0	0	Ross, Garret	2	0	0	0	0	5	0	0
Svensden, Brandon	40	6	6	12	-7	14	0	0	Simpson, Kent	2	0	0	0	0	0	0	0
LeBlanc, Peter	34	4	8	12	-5	15	0	0	Quick, Kevin	3	0	0	0	0	0	0	0
Olsen, Dylan	50	2	9	11	-4	27	2	0	Danault, Phillip	5	0	0	0	-1	2	0	0
Lebda, Brett	27	0	11	11	-12	18	0	0	McNeill, Mark	5	0	0	0	-1	0	0	0
Bollig, Brandon	35	5	4	9	-1	157	1	0	Richards, Alec	11	0	0	0	0	0	0	0
Youds, Ben	23	1	8	9	-5	22	1	0	Karlsson, Henrik	18	0	0	0	0	12	0	0
Lavin, Joe	39	1	8	9	0	16	0	0									
<b>GOALIE</b>	<b>GP</b>	<b>MIN</b>	<b>AVG</b>	<b>W</b>	<b>L</b>	<b>OTL</b>	<b>SOL</b>	<b>SO</b>	<b>GA</b>	<b>SAVES</b>	<b>SPCT</b>						
Hutton, Carter	51	2908:27	2.72	26	22	1	1	2	132	1439	.908						
Richards, Alec	11	547:56	3.07	4	5	0	0	0	32	253	.874						
Karlsson, Henrik	18	1007:11	2.86	11	4	1	0	0	48	422	.898						
Simpson, Kent	2	97:50	3.07	1	1	0	0	0	5	61	.924						

## 2012-13 Recap

The 2012-13 campaign was truly a tale of two seasons. With the NHL lockout, the IceHogs, along with the rest of the AHL, saw an influx of NHL talent in the lineup. During the lockout, the IceHogs went 17-16-1-1 and finished 25-15-1-0 post lockout.

Rockford finished 42-31-2-1 and became the first team in the 77-year history of the American Hockey League to win 42 games and not qualify for the postseason. The IceHogs weren't officially eliminated from the postseason until almost 24 hours after their final regular season contest when the Milwaukee Admirals topped the Peoria Rivermen on the final day of the season.

The IceHogs didn't miss the playoffs because of a poor finish, as the team went 8-1-0-0 in April and 20-6-1-0 over the club's final 27 games.

Brandon Pirri became the first player in IceHogs history to lead the league in points as he totaled a career-high 75 points during his third professional season. Over his final 28 games, Pirri notched 9g-32a-41pts.

On the goal scoring side, Jeremy Morin paced the IceHogs with a career high 30 goals, one of five players with 20 or more goals in 2012-13, most in IceHogs history.

# Final Statistics for 2012-13, Game-By-Game

Game	Date	Opponent	Score	Record	Attn.	Game	Date	Opponent	Score	Record	Attn.
1	10/13/12	at Chicago	0-1 SOL	0-0-0-1	14505	39	1/18/13	PEORIA	3-1 W	20-17-1-1	4403
2	10/14/12	at Chicago	3-5 L	0-1-0-1	5113	40	1/19/13	GRAND RAPIDS	6-11 L	20-18-1-1	6219
3	10/19/12	at Peoria	1-2 L	0-2-0-1	6759	41	1/21/13	TEXAS	3-6 L	20-19-1-1	3840
4	10/20/12	CHARLOTTE	1-2 L	0-3-0-1	5518	42	1/25/13	CHICAGO	1-2 L	20-20-1-1	6097
5	10/21/12	CHARLOTTE	5-4 W	1-3-0-1	2905	43	1/26/13	OKLAHOMA CITY	3-4 L	20-21-1-1	4388
6	10/25/12	SAN ANTONIO	2-1 SOW	2-3-0-1	5678	44	2/1/13	at San Antonio	0-1 L	20-22-1-1	16205
7	10/27/12	at Grand Rapids	6-5 OTW	3-3-0-1	4118	45	2/3/13	at Houston	2-3 L	20-23-1-1	7321
8	10/28/12	SAN ANTONIO	3-1 W	4-3-0-1	3490	46	2/5/13	at Texas	5-4 SOW	21-23-1-1	5373
9	11/2/12	CHICAGO	3-6 L	4-4-0-1	4029	47	2/8/13	at Peoria	4-2 W	22-23-1-1	5721
10	11/3/12	LAKE ERIE	6-3 W	5-4-0-1	4113	48	2/9/13	HOUSTON	0-2 L	22-24-1-1	5164
11	11/9/12	at Grand Rapids	3-5 L	5-5-0-1	8354	49	2/13/13	at Peoria	3-5 L	22-25-1-1	2601
12	11/10/12	MILWAUKEE	2-4 L	5-6-0-1	5016	50	2/16/13	ABBOTSFORD	7-2 W	23-25-1-1	4779
13	11/14/12	PEORIA	4-5 L	5-7-0-1	2205	51	2/17/13	LAKE ERIE	2-1 SOW	24-25-1-1	3271
14	11/16/12	HOUSTON	2-1 W	6-7-0-1	4953	52	2/20/13	at Peoria	4-0 W	25-25-1-1	2791
15	11/18/12	at Houston	2-3 L	6-8-0-1	11175	53	2/22/13	GRAND RAPIDS	4-3 W	26-25-1-1	4578
16	11/21/12	PEORIA	5-4 W	7-8-0-1	4002	54	2/24/13	at Chicago	2-1 W	27-25-1-1	11133
17	11/23/12	at Lake Erie	4-2 W	8-8-0-1	9480	55	3/1/13	PEORIA	4-1 W	28-25-1-1	3771
18	11/24/12	at Lake Erie	4-3 SOW	9-8-0-1	8237	56	3/2/13	MILWAUKEE	2-3 L	28-26-1-1	6170
19	11/27/12	TEXAS	4-5 L	9-9-0-1	2346	57	3/8/13	at Oklahoma City	4-3 SOW	29-26-1-1	3758
20	11/28/12	at Chicago	4-2 W	10-9-0-1	5620	58	3/9/13	at Oklahoma City	7-4 W	30-26-1-1	4411
21	12/1/12	at Charlotte	5-2 W	11-9-0-1	6549	59	3/10/13	at Chicago	2-3 L	30-27-1-1	9613
22	12/2/12	at Charlotte	4-1 W	12-9-0-1	3832	60	3/15/13	CHICAGO	4-3 W	31-27-1-1	5458
23	12/7/12	MILWAUKEE	5-3 W	13-9-0-1	3522	61	3/16/13	PEORIA	0-4 L	31-28-1-1	5045
24	12/8/12	CHICAGO	1-2 L	13-10-0-1	5350	62	3/17/13	at Chicago	2-1 W	32-28-1-1	10321
25	12/9/12	at Grand Rapids	2-4 L	13-11-0-1	5644	63	3/22/13	at Abbotsford	5-2 W	33-28-1-1	2899
26	12/14/12	at Milwaukee	3-4 OTL	13-11-1-1	4858	64	3/23/13	at Abbotsford	3-4 OTL	33-28-2-1	4021
27	12/15/12	HAMILTON	4-6 L	13-12-1-1	5127	65	3/27/13	TORONTO	4-1 W	34-28-2-1	3838
28	12/19/12	at Milwaukee	3-1W	14-12-1-1	2651	66	3/29/13	MILWAUKEE	2-3 L	34-29-2-1	3827
29	12/21/12	at Milwaukee	1-2 L	14-13-1-1	3798	67	3/30/13	OKLAHOMA CITY	3-7 L	34-30-2-1	5489
30	12/22/12	ABBOTSFORD	3-2 W	15-13-1-1	4780	68	4/2/13	MILWAUKEE	2-1 W	35-30-2-1	6442
31	12/27/12	CHICAGO	3-2 W	16-13-1-1	5337	69	4/5/13	at Milwaukee	4-3 W	36-30-2-1	4748
32	12/29/12	MILWAUKEE	4-1 W	17-13-1-1	5927	70	4/6/13	at Peoria	5-4 W	37-30-2-1	6039
33	12/31/12	at Grand Rapids	1-3 L	17-14-1-1	10004	71	4/7/13	PEORIA	4-1 W	38-30-2-1	4501
34	1/4/13	at Hamilton	1-3 L	17-15-1-1	4505	72	4/10/13	at Peoria	0-4 L	38-31-2-1	2476
35	1/5/13	at Toronto	2-5 L	17-16-1-1	8017	73	4/12/13	CHICAGO	7-3 W	39-31-2-1	6228
36	1/9/13	GRAND RAPIDS	3-6 L	17-17-1-1	3470	74	4/13/13	at Milwaukee	3-1 W	40-31-2-1	8895
37	1/11/13	GRAND RAPIDS	5-2 W	18-17-1-1	4016	75	4/19/13	at San Antonio	9-4 W	41-31-2-1	11717
38	1/12/13	at Milwaukee	2-1 OTW	19-17-1-1	6051	76	4/20/13	at Texas	5-3 W	42-31-2-1	6300

## 2012-13 Team Leaders

Points:	Brandon Pirri	75
Goals:	Jeremy Morin	30
Assists:	Brandon Pirri	53
Penalty Minutes:	Kyle Beach	204
Plus/Minus:	Ben Smith	17
	Adam Clendening	17
Wins:	Carter Hutton	26

# Final Statistics for 2011-12, 35-32-2-7 12th Midwest Division, 21st Overall

PLAYER	GP	G	A	PTS	+/-	PIM	PP	SH
Pirri, Brandon	66	23	33	56	9	36	7	0
LeBlanc, Peter	72	24	20	44	4	14	6	0
Olesz, Rostislav	50	17	24	41	7	32	6	0
Morin, Jeremy	69	18	22	40	9	121	7	1
Connelly, Brian	44	5	31	36	-5	16	2	0
Fornataro, Matt	23	3	6	9	2	8	0	0
Smith, Ben	38	15	16	31	2	10	8	0
Segal, Brandon	53	13	12	25	-18	65	3	1
Shaw, Andrew	38	12	11	23	-2	99	2	1
Hayes, Jimmy	33	7	16	23	-3	11	1	0
Fahey, Brian	75	6	16	22	2	56	4	0
McLean, Brett	36	7	14	21	-11	20	1	0
Youds, Ben	57	4	13	17	1	60	1	0
Lavin, Joe	71	3	14	17	-2	20	0	0
Stanton, Ryan	76	3	14	17	-4	130	1	0
Paradis, Philippe	58	5	11	16	-11	39	1	0
Svendsen, Brandon	39	4	10	14	-2	12	0	0
Flick, Rob	45	7	6	13	2	91	0	0
DiDomenico, Chris	49	2	11	13	-2	24	1	0
Lalonde, Shawn	64	2	11	13	-2	100	0	0
Beach, Kyle	19	5	5	10	0	30	1	0

PLAYER	GP	G	A	PTS	+/-	PIM	PP	SH
Froese, Byron	57	4	6	10	-10	17	0	0
Bollig, Brandon	53	3	6	9	-5	163	0	0
Olsen, Dylan	44	4	3	7	-5	44	0	0
Klinkhammer, Rob	18	2	4	6	-4	6	0	0
Brookbank, Wade	17	1	4	5	3	44	0	0
Gilbert, David	28	1	4	5	-4	13	0	0
Danault, Phillip	7	0	2	2	-5	10	0	0
Broadhurst, Terry	8	0	2	2	2	0	0	0
Vallerand, Marc-Olivier	7	0	2	2	0	7	0	0
Goggin, Connor	12	0	2	2	2	2	0	0
Hutton, Carter	43	0	2	2	0	17	0	0
Henningson, Dan	1	0	0	0	1	0	0	0
Simpson, Kent	1	0	0	0	0	0	0	0
Toews, David	2	0	0	0	-1	0	0	0
McNeill, Mark	7	0	0	0	-2	12	0	0
Zanette, Paul	13	0	0	0	-3	2	0	0
Danis-Pepin, Simon	14	0	0	0	-2	0	0	0
Baier, Eric	18	0	0	0	-4	2	0	0
Salak, Alexander	21	0	0	0	0	16	0	0
Richards, Alec	22	0	0	0	0	2	0	0

GOALIE	GPI	MIN	AVG	W	L	OTL	SOL	SO	GA	SAVES	SPCT
Hutton, Carter	43	2371:41	2.35	22	13	0	4	3	93	1033	0.917
Salak, Alexander	21	1047:52	2.69	6	10	2	0	0	47	439	0.903
Simpson, Kent	1	63:11	2.85	0	0	0	1	0	3	41	0.927
Richards, Alec	22	1131:19	3.55	7	11	0	2	0	67	558	0.893

## 2011-12 Recap

The 2011-12 Rockford IceHogs followed a very similar path as the 2010-11 club. A slow start derailed the team's playoff aspirations, but a strong second half helped fuel hope for 2012-13.

Ted Dent made his AHL coaching debut behind the IceHogs bench and orchestrated the team's turnaround. Sitting at 14-21-1-3, 39 games into the season, Rockford finished 21-11-1-4.

Team MVP and goalie Carter Hutton was a catalyst for the club and the second half surge. Hutton set a single season team AHL record with a 2.35 goals against average and matched the save percentage mark of .917.

Brandon Pirri had a breakout sophomore campaign, pacing all IceHogs skaters with 56 points and 33 assists. Despite being held without a goal over the team's first 13 games, second-year center Peter LeBlanc ended up leading the team with 24 lamp lighters.

Before a mid-season trade to the Calgary Flames organization, defenseman Brian Connelly set the IceHogs' all-time franchise record with 105 assists and franchise marks for a defencemen for points (126) and games played (211).



# Final Statistics for 2011-12, Game-By-Game

Game	Date	Opponent	Score	Record	Attn.	Game	Date	Opponent	Score	Record	Attn.
1	10/8/11	GRAND RAPIDS	3-2 W	1-0-0-0	5434	39	1/14/12	at San Antonio	1-2 L	14-21-1-3	8586
2	10/9/11	at Peoria	5-3 W	2-0-0-0	3082	40	1/16/12	TEXAS	2-0 W	15-21-1-3	4717
3	10/14/11	at Abbotsford	3-4 L	2-1-0-0	5450	41	1/20/12	CHICAGO	3-2 W	16-21-1-3	3874
4	10/16/11	at Abbotsford	3-2 W	3-1-0-0	2061	42	1/21/12	at Chicago	3-2 W	17-21-1-3	15920
5	10/21/11	at Chicago	2-0 W	3-2-0-0	3813	43	1/22/12	MILWAUKEE	2-1 W	18-21-1-3	3938
6	10/22/11	CHICAGO	1-4 L	3-3-0-0	4279	44	1/26/12	at Charlotte	3-4 SOL	18-21-1-4	4916
7	10/25/11	TEXAS	2-6 L	3-4-0-0	6073	45	1/27/12	at Charlotte	3-2 W	19-21-1-4	13021
8	10/28/11	at Peoria	6-4 W	4-4-0-0	3958	46	1/28/12	MILWAUKEE	3-1 W	20-21-1-4	6287
9	10/29/11	PEORIA	2-5 L	4-5-0-0	3588	47	2/3/12	at Chicago	2-4 L	20-22-1-4	6024
10	11/6/11	CHARLOTTE	2-4 L	4-6-0-0	2299	48	2/8/12	LAKE ERIE	3-4 L	20-23-1-4	2983
11	11/9/11	at Grand Rapids	5-3 W	5-6-0-0	5888	49	2/10/12	CHICAGO	2-1 W	21-23-1-4	4501
12	11/11/11	at Peoria	6-7 OTL	5-6-1-0	5099	50	2/11/12	CHICAGO	2-6 L	21-24-1-4	6164
13	11/12/11	PEORIA	0-3 L	5-7-1-0	4715	51	2/15/12	PEORIA	0-1 L	21-25-1-4	3332
14	11/16/11	OKLAHOMA CITY	4-5 L	5-8-1-0	2667	52	2/17/12	at Toronto	3-4 OTL	21-25-2-4	7086
15	11/18/11	at Charlotte	3-2 W	6-8-1-0	9698	53	2/18/12	at Hamilton	2-5 L	21-26-2-4	4006
16	11/20/11	at Charlotte	3-4 L	6-9-1-0	5516	54	2/24/12	at Chicago	3-2 W	22-26-2-4	9510
17	11/23/11	SAN ANTONIO	6-3 W	7-9-1-0	3263	55	2/25/12	MILWAUKEE	2-1 SOW	23-26-2-4	6170
18	11/25/11	PEORIA	7-3 W	8-9-1-0	3222	56	2/26/12	CHICAGO	1-0 OTW	24-26-2-4	4111
19	11/26/11	OKLAHOMA CITY	1-3 L	8-10-1-0	3326	57	2/29/12	ABBOTSFORD	2-3 SOL	24-26-2-5	3476
20	12/2/11	LAKE ERIE	1-4 L	8-11-1-0	2966	58	3/2/12	at Milwaukee	3-1 W	25-26-2-5	4980
21	12/3/11	ABBOTSFORD	1-2 L	8-12-1-0	3734	59	3/3/12	at Peoria	2-1 W	26-26-2-5	7649
22	12/4/11	at Peoria	2-5 L	8-13-1-0	3572	60	3/10/12	at Milwaukee	4-1 W	27-26-2-5	15888
23	12/9/11	CHICAGO	6-3 W	9-13-1-0	4272	61	3/11/12	MILWAUKEE	3-2 W	28-26-2-5	4017
24	12/10/11	GRAND RAPIDS	3-2 SOW	10-13-1-0	3704	62	3/13/12	at Oklahoma City	2-5 L	28-27-2-5	2400
25	12/11/11	at Milwaukee	4-5 SOL	10-13-1-1	2753	63	3/16/12	at Houston	3-4 L	28-28-2-5	11373
26	12/14/11	at Grand Rapids	4-5 SOL	10-13-1-2	5586	64	3/17/12	at San Antonio	3-0 W	29-28-2-5	8992
27	12/16/11	PEORIA	2-5 L	10-14-1-2	3400	65	3/20/12	HAMILTON	1-3 L	29-29-2-5	3452
28	12/17/11	MILWAUKEE	4-2 W	11-14-1-2	4912	66	3/23/12	HOUSTON	2-1 W	30-29-2-5	4187
29	12/21/11	TORONTO	1-4 L	11-15-1-2	4367	67	3/24/12	HOUSTON	4-1 W	31-29-2-5	4838
30	12/26/11	at Milwaukee	3-7 L	11-16-1-2	6481	68	3/25/12	at Milwaukee	3-2 SOW	32-29-2-5	6823
31	12/29/11	at Chicago	3-5 L	11-17-1-2	11029	69	3/30/12	PEORIA	4-3 SOW	33-29-2-5	4367
32	12/30/11	CHARLOTTE	3-4 SOL	11-17-1-3	5728	70	3/31/12	SAN ANTONIO	4-3 SOL	33-29-2-6	4222
33	12/31/11	at Peoria	2-3 L	11-18-1-3	6226	71	4/1/12	at Milwaukee	2-1 SOW	34-29-2-6	5838
34	1/6/12	at Houston	4-1 W	12-18-1-3	7307	72	4/6/12	at Lake Erie	1-2 L	34-30-2-6	7695
35	1/7/12	at Texas	2-4 L	12-19-1-3	5626	73	4/7/12	at Lake Erie	3-4 L	34-31-2-6	9422
36	1/8/12	at Texas	6-5 OTW	13-19-1-3	5179	74	4/10/12	CHARLOTTE	0-3 L	34-32-2-6	4429
37	1/11/12	at Chicago	2-4 L	13-20-1-3	6113	75	4/13/12	MILWAUKEE	2-1 SOW	35-32-2-6	5124
38	1/13/12	at Oklahoma City	2-1 OTW	14-20-1-3	3672	76	4/14/12	CHARLOTTE	3-4 SOL	35-32-2-7	5148

## 2011-12 Team Leaders

Points:	Brandon Pirri	56
Goals:	Peter LeBlanc	24
Assists:	Brandon Pirri	33
Penalty Minutes:	Brandon Bollig	163
Plus/Minus:	Jeremy Morin	+9
Wins:	Carter Hutton	22

# Final Statistics for 2010-11, 38-33-4-5, 8th West Division, 20th Overall

PLAYER	GP	G	A	PTS	+/-	PIM	PP	SH	PLAYER	GP	G	A	PTS	+/-	PIM	PP	SH
Taffe, Jeff	74	30	37	67	10	22	11	1	Cullimore, Jassen	41	2	7	9	-2	26	0	0
Conelly, Brian	80	11	41	52	3	39	3	0	Jessiman, Hugh	25	3	2	5	-4	27	1	0
Klinkhammer, Rob	76	17	29	46	14	63	0	1	Bolig, Brandon	55	4	0	4	-7	115	0	1
Pirri, Brandon	70	12	31	43	-6	50	2	0	Danis-Pepin, Simon	23	1	3	4	0	20	0	0
Potulny, Ryan	58	18	23	41	0	30	11	1	DiDomenico, Chris	25	0	4	4	-10	6	0	0
Beach, Kyle	71	16	20	36	-24	163	6	0	Olsen, Dylan	42	0	4	4	-18	10	0	0
Lalonde, Shawn	73	5	27	32	-16	76	0	0	Gilbert, David	5	2	1	3	3	2	1	0
Olimb, Mathis	60	10	22	31	8	22	3	1	Brookbank, Wade	56	2	0	2	-11	143	0	0
Smith, Ben	63	19	12	31	-3	16	5	2	Bohmbach, Andy	6	0	2	2	-1	2	0	0
LeBlanc, Peter	57	12	18	30	-8	12	3	0	Paradis, Philippe	4	1	0	1	-2	2	0	0
Makarov, Igor	68	11	13	24	-8	49	2	1	Lavin, Joe	2	0	1	1	1	4	0	0
Brophey, Evan	67	10	9	19	0	65	0	1	Richards, Alec	44	0	1	1	0	0	0	0
Stanton, Ryan	73	3	14	17	9	76	0	0	Toivonen, Hannu	49	0	1	1	0	10	0	0
Vishnevskiy, Ivan	46	5	10	15	0	26	2	0	Hedden, Mike	1	0	0	0	1	0	0	0
Hagel, Kyle	77	5	8	13	-11	245	0	0	Johnson, Ryan	1	0	0	0	-1	0	0	0
Exelby, Garnet	77	3	10	13	7	128	0	0	Sarauer, Andrew	1	0	0	0	0	0	0	0
Morin, Jeremy	22	8	4	12	2	34	5	0	Hayes, Jimmy	7	0	0	0	0	2	0	0
Leddy, Nick	22	2	8	10	-7	2	0	0	Torquato, Zack	12	0	0	0	-4	4	0	0

GOALIE	GPI	MIN	AVG	W	L	OTL	SOL	SO	GA	SAVES	SPCT
Toivonen, Hannu	49	2463	2.90	21	16	4	4	3	119	1278	0.907
Richards, Alec	44	2369	2.89	17	21	1	1	2	114	1131	0.899

## 2010-11 Recap

With a team featuring the second youngest overall roster in the American Hockey League, the IceHogs surged to a 17-4-1-1 finish to the 2010-11 regular season, but failed to qualify for the Calder Cup Playoffs for the first time in the team's AHL era.

Ultimately, a 2-12-2-0 stretch from Jan. 21 to Feb. 25 leading into the Hogs strong finish sunk the team's playoff aspirations. Rockford did finish the campaign with a 38-33-4-5 record.

Jeff Taffe paced Rockford's offense with 30 goals and 67 points, grabbing the team's MVP award. The veteran center led all AHL skaters in scoring in February, racking up 20 points including 9g-11a.

Brian Connelly represented the IceHogs at the Annual All-Star Game held in Hershey. The second-year D-man ranked second on the club with 52 points, including a team-best 41 assists.

Goaltender Hannu Toivonen backstopped Rockford's strong finish as he compiled a record of 11-3-1-1 with a .928 save percentage and a 2.69 goals against average over his final 17 appearances.

Head Coach Bill Peters also became just the second coach in IceHogs history to win his 100th career as bench boss in Rockford.

# Final Statistics for 2010-11, Game-By-Game

Game	Date	Opponent	Score	Record	Attn.	Game	Date	Opponent	Score	Record	Attn.
1	10/9/10	MANITOBA	2-5 L	0-1-0-0	3,585	41	1/21/11	OKLAHOMA CITY	3-4 L	19-17-1-4	3,699
2	10/10/10	GRAND RAPIDS	5-4 W	1-1-0-0	4,621	42	1/22/11	SAN ANTONIO	1-4 L	19-18-1-4	6,267
3	10/12/10	at Peoria	2-6 L	1-2-0-0	2,989	43	1/25/11	at Peoria	2-3 L	19-19-1-4	4,075
4	10/15/10	at Abbotsford	5-0 W	2-2-0-0	5,341	44	1/28/11	at Grand Rapids	2-5 L	19-20-1-4	8,851
5	10/16/10	at Abbotsford	4-3 SOW	3-2-0-0	2,733	45	1/29/11	MILWAUKEE	2-3 OTL	19-20-2-4	6,027
6	10/22/10	ABBOTSFORD	1-4 L	3-3-0-0	2,797	46	2/4/11	at Milwaukee	2-4 L	19-21-2-4	8,626
7	10/23/10	CHICAGO	4-3 OTW	4-3-0-0	4,214	47	2/5/11	ABBOTSFORD	3-2 W	20-21-2-4	5,389
8	10/27/10	TEXAS	3-4 SOL	4-3-0-1	2,096	48	2/9/11	HOUSTON	1-4 L	20-22-2-4	3,193
9	10/30/10	at Chicago	2-3 L	4-4-0-1	7,155	49	2/11/11	at Texas	5-6 OTL	20-22-3-4	5,545
10	11/3/10	at Milwaukee	3-2 SOW	5-4-0-1	2,636	50	2/12/11	at Texas	1-2 L	20-23-3-4	5,588
11	11/6/10	MANITOBA	1-3 L	5-5-0-1	5,593	51	2/13/11	at Milwaukee	2-5 L	20-24-3-4	14,109
12	11/7/10	at Peoria	1-5 L	5-6-0-1	3,215	52	2/16/11	PEORIA	2-1 W	21-24-3-4	3,516
13	11/9/10	PEORIA	4-1 W	6-6-0-1	2,274	53	2/18/11	CHICAGO	3-4 L	21-25-3-4	5,404
14	11/11/10	at San Antonio	0-1 L	6-7-0-1	3,199	54	2/19/11	HOUSTON	3-5 L	21-26-3-4	6,009
15	11/12/10	at San Antonio	2-3 L	6-8-0-1	6,045	55	2/21/11	PEORIA	3-6 L	21-27-3-4	2,946
16	11/18/10	at Manitoba	1-0 W	7-8-0-1	6,800	56	2/23/11	at Chicago	3-4 L	21-28-3-4	5,028
17	11/19/11	at Manitoba	1-3 L	7-9-0-1	14,134	57	2/25/11	at Peoria	4-2 W	22-28-3-4	5,990
18	11/21/11	at Peoria	2-3 SOL	7-9-0-2	3,317	58	2/26/11	MILWAUKEE	4-3 OTW	23-28-3-4	5,907
19	11/24/10	LAKE ERIE	2-4 L	7-10-0-2	4,704	59	2/27/11	at Houston	3-2 W	24-28-3-4	10,643
20	11/26/10	at Grand Rapids	3-2 SOW	8-10-0-2	7,018	60	3/2/11	at Houston	1-8 L	24-29-3-4	2,345
21	11/27/10	PEORIA	0-5 L	8-11-0-2	5,233	61	3/4/11	at Lake Erie	2-3 OTL	24-29-4-4	11,631
22	12/2/10	at Houston	3-4 SOL	8-11-0-3	7,535	62	3/5/11	at Lake Erie	3-2 W	25-29-4-4	8,570
23	12/3/10	at Houston	2-1 W	9-11-0-3	4,471	63	3/8/11	at Toronto	2-3 SOL	25-29-4-5	2,856
24	12/8/10	at TEXAS	8-5 W	10-11-0-3	2,420	64	3/9/11	at Hamilton	2-1 SOW	26-29-4-5	2,508
25	12/10/10	MILWAUKEE	3-4 SOL	10-11-0-4	3,301	65	3/11/11	at Milwaukee	2-0 W	27-29-4-5	6,347
26	12/11/10	OKLAHOMA CITY	5-6 OTL	10-11-1-4	4,250	66	3/13/11	CHICAGO	1-5 L	27-30-4-5	5,642
27	12/15/10	CHICAGO	2-4 L	10-12-1-4	2,804	67	3/18/11	OKLAHOMA CITY	1-5 L	27-31-4-5	3,668
28	12/17/10	CHICAGO	3-2 W	11-12-1-4	3,950	68	3/19/11	PEORIA	4-3 W	28-31-4-5	5,974
29	12/18/10	LAKE ERIE	2-1 OTW	12-12-1-4	4,117	69	3/20/11	at Grand Rapids	3-5 L	28-32-4-5	8,113
30	12/26/10	MILWAUKEE	1-2 L	12-13-1-4	4,167	70	3/23/11	SAN ANTONIO	5-1 W	29-32-4-5	5,272
31	12/28/10	at Milwaukee	4-1 W	13-13-1-4	5,447	71	3/25/11	HAMILTON	4-3 OTW	30-32-4-5	4,933
32	12/30/10	HOUSTON	3-1 W	14-13-1-4	6,116	72	3/26/11	MILWAUKEE	3-2 OTW	31-32-4-5	5,455
33	1/1/11	at Oklahoma City	1-2 L	14-14-1-4	3,229	73	3/27/11	at Chicago	3-2 W	32-32-4-5	11,255
34	1/2/11	at Oklahoma City	6-5 W	15-14-1-4	3,210	74	3/30/11	at Lake Erie	3-2 W	33-32-4-5	7,112
35	1/7/11	TORONTO	1-5 L	15-15-1-4	3,274	75	4/1/11	at Oklahoma City	0-7 L	33-33-4-5	4,816
36	1/8/11	GRAND RAPIDS	6-0 W	16-15-1-4	5,157	76	4/3/11	at Texas	5-1 W	34-33-4-5	4,756
37	1/12/11	HOUSTON	2-4 L	16-16-1-4	2,865	77	4/5/11	at San Antonio	4-2 W	35-33-4-5	3,930
38	1/14/11	TEXAS	1-3 L	16-17-1-4	3,329	78	4/8/11	LAKE ERIE	4-2 W	36-33-4-5	4,338
39	1/15/11	at Chicago	1-0 W	18-16-1-4	12,053	79	4/9/11	GRAND RAPIDS	4-2 W	37-33-4-5	6,153
40	1/17/11	SAN ANTONIO	2-1 W	19-16-1-4	3,760	80	4/10/11	at Chicago	5-4 OTW	38-33-4-5	10,091

## 2010-11 Team Leaders

Points:	Jeff Taffe	67
Goals:	Jeff Taffe	30
Assists:	Brian Connelly	41
Penalty Minutes:	Kyle Hagel	245
Plus/Minus:	Rob Klinkhammer	+14
Wins:	Hannu Toivonen	21

# Final Statistics for 2009-10, 44-30-3-3 3rd West Division, 8th Overall

PLAYER	GP	G	A	PTS	+/-	PIM	PP	SH
Cullen, Mark	62	21	32	53	2	16	7	0
Kearns, Bracken	80	15	36	51	8	99	5	1
Skille, Jack	63	23	26	49	-1	50	9	2
Greentree, Kyle	64	25	20	45	10	57	7	0
MacArthur, Pete	71	8	34	42	2	33	2	0
Keith, Matt	69	21	20	41	-7	27	3	0
Petiot, Richard	80	8	29	37	20	88	3	0
Connelly, Brian	78	4	31	35	3	28	2	0
Bickell, Bryan	65	16	15	31	-6	58	4	0
Brophey, Evan	79	14	17	31	-1	39	3	1
Klinkhammer, Rob	72	10	13	23	-5	38	1	0
Dowell, Jake	78	7	16	23	-11	96	0	1
Bois, Danny	73	10	12	22	-3	156	1	1
Richmond, Danny	15	0	6	6	-6	31	0	0
(TOTALS)	69	1	21	22	-21	166	1	0
Boyle, Daryl	52	4	16	20	-3	29	1	0
Aliu, Akim	48	11	6	17	-2	69	0	0
Davis, Nathan	23	8	3	11	7	10	2	0
Brennan, Mike	72	3	6	9	-20	113	0	0
Cullimore, Jassen	59	2	6	8	-36	52	0	0
Danis-Pepin, Simon	38	1	7	8	9	10	0	0
Hobson, Adam	31	2	5	7	-2	42	0	0
Phillips, David	52	0	6	6	14	52	0	0

PLAYER	GP	G	A	PTS	+/-	PIM	PP	SH
Nesbitt, Derek	23	4	1	5	-2	6	1	0
Boynton, Nick	6	0	1	1	2	18	0	0
(TOTALS)	15	0	5	5	0	22	0	0
Flinn, Ryan	20	2	2	4	4	74	0	0
Bollig, Brandon	3	1	1	2	2	7	0	0
Lalonde, Shawne	8	1	1	2	0	11	1	0
Ewing, Bryan	9	1	1	2	-2	4	1	0
Crawford, Corey	43	0	2	2	-	4	0	0
Carlsson, Jonathan	19	1	0	1	-3	8	0	0
Gilbert, David	1	0	1	1	0	0	0	0
Stanton, Ryan	2	0	1	1	2	0	0	0
Sawyer, J.C.	4	0	1	1	-2	2	0	0
Tanguay, Maxime	5	0	1	1	-1	2	0	0
Charlebois, Joe	2	0	0	0	0	0	0	0
Cloutier, Dan	3	0	0	0	0	10	0	0
Beach, Kyle	4	0	0	0	0	0	0	0
Richards, Alec	6	0	0	0	0	0	0	0
Hagel, Kyle	9	0	0	0	-3	36	0	0
Fallon, Joe	29	0	0	0	0	2	0	0
Toivonen, Hannu	5	0	0	0	0	0	0	0
(TOTALS)	31	0	0	0	0	4	0	0

GOALIE	GPI	MIN	AVG	W	L	OTL	SOL	SO	GA	SAVES	SPCT
Cloutier, Dan	3	146	2.47	1	1	0	0	0	6	50	0.893
Fallon, Joe	29	1,545	2.64	15	10	2	1	1	68	702	0.912
Crawford, Corey	45	2,521	2.67	24	16	1	2	1	112	1116	0.909
Toivonen, Hannu	6	296	3.44	1	4	0	0	0	17	128	0.883
(TOTALS)	32	1,812	2.85	12	15	0	3	0	86	794	0.902
Richards, Alec	6	307	3.12	3	2	0	0	0	16	137	0.895

## 2009-10 Recap

For the sixth-straight season, the third in the American Hockey League, the Rockford IceHogs qualified for the postseason. The team, however, was swept out of the Calder Cup Playoffs for a second straight season, this time by the Texas Stars.

After beginning the season 9-11-2-1, Rockford finished the campaign 35-19-1-2 to lock up the third spot in the AHL's West Division. A 18-5-1-1 stretch from Jan. 10 to March 6 solidified Rockford's playoff spot.

Individually Corey Crawford turned in another impressive season for the IceHogs, appearing in 45 games and compiling a record of 24-16-2-1 with a 2.67 goals against average and a .909 save percentage.

Despite missing 18 games with an arm injury, center Mark Cullen paced the IceHogs with 53 points in 62 games. Fellow pivotman Bracken Kearns had a career season, setting new personal highs in goals (15), assists (36) and points (51).

# Final Statistics for 2009-10, Game-By-Game

Game	Date	Opponent	Score	Record	Attn.	Game	Date	Opponent	Score	Record	Attn.
1	10/4/09	at Peoria	2-3 OTL	0-0-1-0	2,811	41	1/8/10	at Houston	3-5 L	20-17-2-2	4,504
2	10/9/09	at Hamilton	0-3 L	0-1-1-0	6,187	42	1/9/10	at San Antonio	1-2 L	20-18-2-2	5,897
3	10/10/09	at Lake Erie	3-0 W	1-1-1-0	10,064	43	1/10/10	at Houston	2-1 OTW	21-18-2-2	5,014
4	10/11/09	at Toronto	5-3 W	2-1-1-0	1,202	44	1/13/10	<b>HOUSTON</b>	<b>3-2 W</b>	<b>22-18-2-2</b>	<b>5,989</b>
5	10/14/09	at Chicago	4-5 L	2-2-1-0	3,228	45	1/15/10	<b>HOUSTON</b>	<b>5-1 W</b>	<b>23-18-2-2</b>	<b>4,819</b>
6	10/16/09	<b>CHICAGO</b>	<b>4-1 L</b>	<b>3-2-1-0</b>	<b>4,425</b>	46	1/16/10	at Peoria	3-4 SOL	23-18-2-3	5,355
7	10/17/09	<b>PEORIA</b>	<b>4-3 SOW</b>	<b>4-2-1-0</b>	<b>3,358</b>	47	1/17/10	at Grand Rapids	4-3 W	24-18-2-3	4,164
8	10/21/09	at Peoria	1-4 L	4-3-1-0	3,696	48	1/22/10	at Peoria	3-2 W	25-18-2-3	4,018
9	10/23/09	<b>MILWAUKEE</b>	<b>6-1 W</b>	<b>5-3-1-0</b>	<b>3,926</b>	49	1/23/10	<b>GRAND RAPIDS</b>	<b>5-2 W</b>	<b>26-18-2-3</b>	<b>6,151</b>
10	10/24/09	at Peoria	2-5 L	5-4-1-0	5,792	50	1/27/10	<b>HAMILTON</b>	<b>0-5 L</b>	<b>26-19-2-3</b>	<b>2,055</b>
11	10/28/09	at Chicago	2-3 SOL	5-4-1-1	2,977	51	1/29/10	<b>PEORIA</b>	<b>4-2 W</b>	<b>27-19-2-3</b>	<b>5,521</b>
12	10/30/09	at Milwaukee	1-2 L	5-5-1-1	3,746	52	1/30/10	at Grand Rapids	3-2 W	28-19-2-3	7,121
13	10/31/09	<b>MILWAUKEE</b>	<b>1-2 L</b>	<b>5-6-1-1</b>	<b>2,674</b>	53	2/3/10	<b>GRAND RAPIDS</b>	<b>5-3 W</b>	<b>29-19-2-3</b>	<b>2,064</b>
14	11/1/09	at Chicago	1-3 L	5-7-1-1	4,219	54	2/5/10	at Lake Erie	5-3 W	30-19-2-3	6,187
15	11/4/09	<b>SAN ANTONIO</b>	<b>5-3 W</b>	<b>6-7-1-1</b>	<b>1,929</b>	55	2/6/10	at Lake Erie	3-5 L	30-20-2-3	3,844
16	11/6/09	at Abbotsford	2-4 L	6-8-1-1	3,478	56	2/12/10	at Milwaukee	4-2 W	31-20-2-3	5,725
17	11/7/09	at Abbotsford	2-1 W	7-8-1-1	3,887	57	2/13/10	<b>MILWAUKEE</b>	<b>2-3 L</b>	<b>31-21-2-3</b>	<b>5,953</b>
18	11/13/09	<b>TEXAS</b>	<b>0-4 L</b>	<b>7-9-1-1</b>	<b>2,946</b>	58	2/15/10	<b>GRAND RAPIDS</b>	<b>2-1 OTW</b>	<b>32-21-2-3</b>	<b>3,484</b>
19	11/14/09	<b>ABBOTSFORD</b>	<b>6-3 W</b>	<b>8-9-1-1</b>	<b>4,892</b>	59	2/19/10	<b>SAN ANTONIO</b>	<b>6-5 W</b>	<b>33-21-2-3</b>	<b>4,519</b>
20	11/18/09	<b>TEXAS</b>	<b>1-3 L</b>	<b>8-10-1-1</b>	<b>1,795</b>	60	2/20/10	<b>SAN ANTONIO</b>	<b>3-2 W</b>	<b>34-21-2-3</b>	<b>4,850</b>
21	11/20/09	<b>CHICAGO</b>	<b>1-0 W</b>	<b>9-10-1-1</b>	<b>3,663</b>	61	2/21/10	at Milwaukee	1-4 L	34-22-2-3	4,742
22	11/21/09	<b>TEXAS</b>	<b>3-4 OTL</b>	<b>9-10-2-1</b>	<b>3,424</b>	62	2/25/10	at Milwaukee	4-1 W	35-22-2-3	3,040
23	11/25/09	<b>MANITOBA</b>	<b>1-2 L</b>	<b>9-11-2-1</b>	<b>3,522</b>	63	2/27/10	<b>PEORIA</b>	<b>2-1 SOW</b>	<b>36-22-2-3</b>	<b>6,151</b>
24	11/27/09	at Grand Rapids	4-3 W	10-11-2-1	8,985	64	2/28/10	at Chicago	2-4 L	36-23-2-3	11,329
25	11/28/09	<b>ABBOTSFORD</b>	<b>5-1 W</b>	<b>11-11-2-1</b>	<b>3,640</b>	65	3/3/10	<b>LAKE ERIE</b>	<b>3-2 W</b>	<b>37-23-2-3</b>	<b>3,480</b>
26	12/2/09	<b>CHICAGO</b>	<b>3-2 W</b>	<b>12-11-2-1</b>	<b>2,580</b>	66	3/5/10	at Texas	3-4 OTL	37-23-3-3	5,878
27	12/4/09	at Grand Rapids	2-1 W	13-11-2-1	6,645	67	3/6/10	at San Antonio	4-1 W	38-23-3-3	8,083
28	12/5/09	<b>LAKE ERIE</b>	<b>4-2 W</b>	<b>14-11-2-1</b>	<b>3,936</b>	68	3/7/10	at San Antonio	2-7 L	38-24-3-3	4,639
29	12/6/09	<b>MANITOBA</b>	<b>3-4 L</b>	<b>14-12-2-1</b>	<b>2,577</b>	69	3/12/10	at Manitoba	1-6 L	38-25-3-3	7,751
30	12/11/09	at Texas	2-4 L	14-13-2-1	4,716	70	3/13/10	at Manitoba	6-3 W	39-25-3-3	10,177
31	12/12/09	at Texas	3-2 W	15-13-2-1	5,192	71	3/14/10	<b>HOUSTON</b>	<b>3-2 SOW</b>	<b>40-25-3-3</b>	<b>4,505</b>
32	12/13/09	at Houston	1-4 L	15-14-2-1	5,723	72	3/19/10	<b>PEORIA</b>	<b>1-3 L</b>	<b>40-26-3-3</b>	<b>4,818</b>
33	12/18/09	<b>CHICAGO</b>	<b>3-2 W</b>	<b>16-14-2-1</b>	<b>3,172</b>	73	3/20/10	<b>TEXAS</b>	<b>0-2 L</b>	<b>40-27-3-3</b>	<b>4,673</b>
34	12/19/09	<b>SAN ANTONIO</b>	<b>1-2 L</b>	<b>16-15-2-1</b>	<b>3,718</b>	74	3/26/10	<b>PEORIA</b>	<b>4-3 W</b>	<b>41-27-3-3</b>	<b>3,583</b>
35	12/26/09	<b>MILWAUKEE</b>	<b>4-2 W</b>	<b>17-15-2-1</b>	<b>4,285</b>	75	3/27/10	<b>CHICAGO</b>	<b>0-3 L</b>	<b>41-28-3-3</b>	<b>6,122</b>
36	12/27/09	at Chicago	6-4 W	18-15-2-1	8,920	76	4/2/10	<b>LAKE ERIE</b>	<b>2-1 W</b>	<b>42-28-3-3</b>	<b>3,875</b>
37	12/29/09	at Milwaukee	1-7 L	18-16-2-1	5,185	77	4/3/10	<b>MILWAUKEE</b>	<b>0-4 L</b>	<b>42-29-3-3</b>	<b>5,951</b>
38	12/31/09	<b>HOUSTON</b>	<b>5-4 W</b>	<b>19-16-2-1</b>	<b>3,676</b>	78	4/6/10	at Houston	3-1 W	43-29-3-3	3,868
39	1/2/10	<b>GRAND RAPIDS</b>	<b>4-5 SOL</b>	<b>19-16-2-2</b>	<b>4,347</b>	79	4/9/10	at Texas	5-1 W	44-29-3-3	6,665
40	1/6/10	<b>TORONTO</b>	<b>4-3 OTW</b>	<b>20-16-2-2</b>	<b>2,084</b>	80	4/10/10	at San Antonio	2-4 L	44-30-3-3	8,850

## 2009-10 Team Leaders

Points:	Mark Cullen	53
Goals:	Kyle Greentree	25
Assists:	Bracken Kearns	36
Penalty Minutes:	Danny Bois	156
Plus/Minus:	Richard Petiot	+20
Wins:	Corey Crawford	24

# Final Statistics for 2008-09, 40-34-0-6 4th West Division, 18th Overall

PLAYER	GP	G	A	PTS	+/-	PIM	PP	SH	PLAYER	GP	G	A	PTS	+/-	PIM	PP	SH
Brent, Tim	64	20	42	62	-5	59	5	4	Stephenson, Logan	60	2	5	7	-7	92	1	0
Pelletier, Pascal	71	29	26	55	-6	45	8	0	Brennan, Mike	64	0	6	6	-5	77	0	0
Kontiola, Petri	61	15	38	53	3	22	7	1	Barker, Cam	7	3	2	5	3	6	1	0
Skille, Jack	58	20	25	45	10	56	8	1	Wisniewski, James	2	3	1	4	4	0	1	0
Groulx, Danny	80	6	34	40	18	58	2	0	Sawyer, Jean-Claude	19	3	1	4	-1	19	1	0
Brophey, Evan	79	16	23	39	14	65	4	0	Blackwater, Judd	9	3	0	3	-1	9	2	0
Klinkhammer, Rob	76	15	18	33	14	32	0	0	Connelly, Brian	9	1	2	3	-2	6	1	0
Hambly, Tim	79	4	25	39	8	51	0	0	Berti, Adam	10	1	2	3	2	5	1	0
Pineault, Adam	70	10	16	26	-6	52	4	0	Aliu, Akim	5	2	0	2	-1	14	1	0
MacArthur, Pete	64	14	11	25	-3	27	2	0	Janik, Doug	4	0	2	2	2	4	0	0
Radja, Mike	57	11	12	23	8	20	1	0	Charlebois, Joe	13	0	2	2	0	15	0	0
Dowell, Jake	75	6	14	20	4	128	1	2	Christian, Jeff	5	1	0	1	1	4	0	0
Hjalmarsson, Niklas	52	2	16	18	12	53	2	0	Lepine, Jason	1	0	1	1	2	2	0	0
Mosienko, Tyler	24	5	10	15	4	4	4	0	Johnson, Aaron	2	0	1	1	0	4	0	0
Bickell, Bryan	42	6	8	14	8	60	0	0	Turner, Brennan	3	0	1	1	1	5	0	0
Hobson, Adam	41	5	9	14	7	50	0	0	Crawford, Corey	47	0	1	1	0	4	0	0
Sharrow, Jimmy	67	4	10	14	15	44	1	0	Sheppard, Scott	1	0	0	0	-1	0	0	0
Davis, Nathan	49	5	7	12	-12	16	2	0	Beach, Kyle	2	0	0	0	0	15	0	0
Bertram, Dan	56	4	6	10	5	63	0	0	Fallon, Joe	2	0	0	0	0	0	0	0
Blunden, Michael	37	3	7	10	-1	42	2	0	McMorrow, Sean	25	0	0	0	0	141	0	0
Hendry, Jordan	53	3	6	9	4	45	0	0	Niemi, Antti	38	0	0	0	0	4	0	0
Brouwer, Troy	5	2	6	8	4	20	1	0									
Archer, Andrew	36	2	6	8	4	92	0	0									

GOALIE	GPI	MIN	AVG	W	L	OTL	SOL	SO	GA	SAVES	SPCT
Fallon, Joe	2	63	0.95	0	0	0	0	0	1	16	0.941
Niemi, Antti	38	2,095	2.43	18	14	0	3	2	85	890	0.913
Crawford, Corey	47	2,686	2.59	22	20	0	3	2	116	1286	0.917

## 2008-09 Recap

The Bill Peters era began in Rockford during the 2008-09 campaign. Peters helped guide the IceHogs to the club's fifth-straight 40-win season and fifth-straight postseason berth.

Backed by the solid goaltending tandem of Corey Crawford and Antti Niemi, Rockford finished fourth in the AHL's West Division before bowing out of the Calder Cup Playoffs against the Milwaukee Admirals in four games.

The IceHogs had 13 players skate in Rockford and in the National Hockey League including 12 with the Chicago Blackhawks. Defenseman James Wisniewski played two games in Rockford on an injury rehab assignment and notched a hat trick on Dec. 13 in a 7-2 win over the Chicago Wolves at the MetroCentre.

Rockford celebrated their 10th Anniversary season and the club set an all-time attendance record as 156,352 fans took in IceHogs games in 2008-09 at the MetroCentre. Overall, the IceHogs played in front of a franchise-record seven sellouts in 08-09.

# Final Statistics for 2008-09, Game-By-Game

Game	Date	Opponent	Score	Record	Attn.	Game	Date	Opponent	Score	Record	Attn.
1	10/10/08	QUAD CITY	4-2 W	1-0-0-0	4,139	41	1/16/09	CHICAGO	2-3 L	21-16-0-4	3,600
2	10/11/08	at Quad City	1-3 L	1-1-0-0	5,231	42	1/17/09	GRAND RAPIDS	2-3 L	21-17-0-4	5,399
3	10/12/08	IOWA	2-1 W	2-1-0-0	2,111	43	1/19/09	GRAND RAPIDS	2-1 OTW	22-17-0-4	2,922
4	10/17/08	at Iowa	6-3 W	3-1-0-0	2,641	44	1/20/09	at Iowa	3-4 L	22-18-0-4	1,776
5	10/18/08	at Milwaukee	4-3 SOW	4-1-0-0	5,129	45	1/23/09	IOWA	6-2 W	23-18-0-4	3,107
6	10/24/08	NORFOLK	5-4 SOW	5-1-0-0	2,686	46	1/24/09	MILWAUKEE	2-4 L	23-19-0-4	5,817
7	10/25/08	NORFOLK	4-0 W	6-1-0-0	3,758	47	1/29/09	at Manitoba	3-4 L	24-19-0-4	6,535
8	10/26/08	at Chicago	3-2 SOW	7-1-0-0	5,621	48	1/30/09	at Manitoba	4-1 W	25-19-0-4	8,800
9	10/31/08	MANITOBA	1-2 L	7-2-0-0	2,393	49	1/31/09	at Toronto	6-3 W	26-19-0-4	5,437
10	11/1/08	SYRACUSE	2-3 L	7-3-0-0	4,551	50	2/4/09	at Rochester	2-1 W	27-19-0-4	3,025
11	11/5/08	at Peoria	1-3 L	7-4-0-0	4,507	51	2/6/09	at Milwaukee	1-4 L	27-20-0-4	6,527
12	11/7/08	at Norfolk	2-5 L	7-5-0-0	4,004	52	2/7/09	at Iowa	1-4 L	27-21-0-4	4,473
13	11/8/08	at Norfolk	1-3 L	7-6-0-0	4,777	53	2/11/09	at Peoria	1-0 W	28-21-0-4	3,860
14	11/12/08	MILWAUKEE	1-2 SOL	7-6-0-1	2,123	54	2/13/09	PEORIA	1-3 L	28-22-0-4	5,951
15	11/15/08	at Milwaukee	5-2 W	8-6-0-1	4,089	55	2/14/09	ROCHESTER	4-3 W	29-22-0-4	3,710
16	11/16/08	PEORIA	4-1 W	9-6-0-1	3,437	56	2/16/09	SAN ANTONIO	3-4 L	29-23-0-4	3,308
17	11/21/08	PEORIA	1-3 L	9-7-0-1	3,647	57	2/19/09	at Milwaukee	4-1 W	30-23-0-4	3,055
18	11/22/08	QUAD CITY	5-4 SOW	10-7-0-1	4,342	58	2/20/09	LAKE ERIE	1-3 L	30-24-0-4	4,795
19	11/26/08	SAN ANTONIO	6-1 W	11-7-0-1	3,111	59	2/25/09	at Peoria	1-2 SOL	30-24-0-5	4,013
20	11/28/08	at Peoria	4-5 SOL	11-7-0-2	5,043	60	2/27/09	at Houston	6-1 W	31-24-0-5	6,375
21	11/29/08	PEORIA	5-2 W	12-7-0-2	4,435	61	2/28/09	at San Anton	3-2 SOW	32-24-0-5	10,265
22	12/5/08	at Quad City	3-2 W	13-7-0-2	2,814	62	3/4/09	at Grand Rapids	1-3 L	32-25-0-5	7,178
23	12/6/08	at Chicago	1-6 L	13-8-0-2	9,312	63	3/6/09	QUAD CITY	1-4 L	32-26-0-5	5,119
24	12/11/08	IOWA	2-1 W	14-8-0-2	2,102	64	3/7/09	at Peoria	3-4 SOL	32-26-0-6	5,306
25	12/12/08	at Milwaukee	2-4 L	14-9-0-2	5,623	65	3/11/09	MILWAUKEE	2-3 L	32-27-0-6	2,262
26	12/13/08	CHICAGO	7-2 W	15-9-0-2	4,757	66	3/13/09	at San Antonio	3-0 W	33-27-0-6	7,342
27	12/19/08	HOUSTON	3-4 SOL	15-9-0-3	2,648	67	3/15/09	at Houston	4-5 L	33-28-0-6	4,648
28	12/20/08	HOUSTON	1-2 L	15-10-0-3	3,246	68	3/20/09	at Iowa	2-3 L	33-29-0-6	4,252
29	12/21/08	at Chicago	1-4 L	15-11-0-3	5,724	69	3/21/09	MANITOBA	3-2 SOW	34-29-0-6	5,994
30	12/26/08	CHICAGO	6-2 W	16-11-0-3	5,189	70	3/23/09	MILWAUKEE	2-1 W	35-29-0-6	2,424
31	12/27/08	at Iowa	5-6 L	16-12-0-3	4,002	71	3/25/09	IOWA	4-5 L	35-30-0-6	2,625
32	12/29/08	IOWA	3-6 L	16-13-0-3	5,812	72	3/27/09	at Houston	3-2 SOW	36-30-0-6	6,178
33	12/30/08	at Quad City	1-3 L	16-14-0-3	2,848	73	3/28/09	at Houston	2-3 L	36-31-0-6	7,427
34	12/31/08	QUAD CITY	3-2 SOW	17-14-0-3	3,451	74	3/29/09	HOUSTON	2-1 W	37-31-0-6	4,272
35	1/2/09	at Chicago	3-2 W	18-14-0-3	10,236	75	4/1/09	at Lake Erie	5-2 W	38-31-0-6	5,439
36	1/3/09	CHICAGO	6-4 W	19-14-0-3	5,838	76	4/3/09	at Syracuse	3-2 SOW	39-31-0-6	4,916
37	1/7/09	at Grand Rapids	5-6 SOL	19-14-0-4	6,101	77	4/4/09	MILWAUKEE	1-4 L	39-32-0-6	6,229
38	1/9/09	CHICAGO	3-1 W	20-14-0-4	2,972	78	4/8/09	at Quad City	2-5L	39-33-0-6	2,652
39	1/10/09	TORONTO	1-0 W	21-14-0-4	3,900	79	4/10/09	PEORIA	3-2 SOW	40-33-0-6	5,938
40	1/13/09	SAN ANTONIO	2-4 L	21-15-0-4	2,232	80	4/11/09	at Chicago	2-5 L	40-34-0-6	16,019

## 2008-09 Team Leaders

Points:	Tim Brent	62
Goals:	Pascal Pelletier	29
Assists:	Tim Brent	42
Penalty Minutes:	Sean McMorro	141
Plus/Minus:	Danny Groulx	+18
Wins:	Corey Crawford	22

# Final Statistics for 2007-08, 44-26-4-6 2nd West Division, 10th Overall

PLAYER	GP	G	A	PTS	+/-	PIM	PP	SH	PLAYER	GP	G	A	PTS	+/-	PIM	PP	SH
St. Pierre, Martin	69	21	67	88	3	80	10	1	Berti, Adam	42	2	5	7	-2	68	1	0
Kontiola, Petri	66	18	50	68	17	32	7	0	Hobson, Adam	25	1	4	5	0	36	0	0
Brouwer, Troy	75	35	19	54	-9	154	25	0	Marsh, Tyson	11	2	2	4	6	19	0	0
Versteeg, Kris	56	18	31	49	6	174	6	1	Flaherty, Wade	31	0	3	3	0	0	0	0
Fraser, Colin	75	17	24	41	16	165	3	0	Crawford, Corey	55	0	3	3	0	8	0	0
Bickell, Bryan	73	19	20	39	1	52	6	0	Paiement, Jonathan	3	2	0	2	1	4	0	0
Blunden, Michael	74	16	21	37	4	83	6	1	MacDonald, Matt	22	0	2	2	1	39	0	0
Nesbitt, Derek	46	17	18	35	0	6	4	0	Samsonov, Sergei	2	1	0	1	-1	0	1	0
Skille, Jack	59	16	18	34	-3	44	4	0	Carlson, Ross	3	1	0	1	0	0	0	0
Ryan, Prestin	44	7	17	24	1	117	4	0	Marr, Steve	13	0	1	1	5	6	0	0
Barker, Cam	29	8	11	19	2	67	4	0	MacAulay, Kenny	18	0	1	1	-6	17	0	0
Brophey, Evan	74	4	15	19	-9	64	0	0	Magers, Marty	1	0	0	0	0	0	0	0
Dowell, Jake	49	7	10	17	-11	64	0	1	Daoust, Jean-Mi.	1	0	0	0	0	0	0	0
Fletcher, Justin	20	4	7	11	3	43	2	0	Carroll, Jamie	2	0	0	0	0	0	0	0
Richmond, Danny	40	2	12	14	8	156	0	0	Collins, Dusty	2	0	0	0	-1	0	0	0
Hjalmarsson, Niklas	47	4	9	13	-8	31	2	0	Rallo, Greg	2	0	0	0	-1	0	0	0
Fahey, Jim	65	0	12	12	2	109	0	0	Aliu, Akim	2	0	0	0	-2	2	0	0
Morgan, Gavin	47	2	9	11	-6	95	0	0	Sawyer, Jean-Cl.	4	0	0	0	-2	4	0	0
Bolland, David	16	6	4	10	2	22	3	0	Turner, Brennan	4	0	0	0	-3	14	0	0
Stokes, Ryan	55	4	6	10	10	93	0	0	Knight, Mike	2	0	0	0	0	8	0	0
Domish, Jerramie	62	2	8	10	1	61	0	0	Koci, David	7	0	0	0	-1	25	0	0
Hendry, Jordan	45	3	4	7	-3	58	0	0	Brodeur, Mike	8	0	0	0	0	6	0	0
Byfuglien, Dustin	8	2	5	7	6	25	0	1									

GOALIE	GPI	MIN	AVG	W	L	OTL	SOL	SO	GA	SAVES	SPCT
Flaherty, Wade	31	1,485:32	2.54	13	6	2	1	2	63	699	0.917
Brodeur, Mike	8	341:25	2.81	2	3	0	0	0	16	150	0.904
Crawford, Corey	55	3,027:36	2.83	29	17	2	5	3	143	1388	0.907

## 2007-08 Recap

The 2007-08 season was a historic one for the IceHogs. Rockford made the jump to the American Hockey League and began an affiliation with the Chicago Blackhawks (NHL). After a season opening nine-game road swing, the IceHogs pieced together a franchise-record 16-game unbeaten streak and eventually finished second in the AHL's West Division behind the eventual Calder Cup Champion Chicago Wolves.

During their first season in the AHL, Rockford watched 19 different players receive recalls to the Blackhawks, an AHL high. The club was led by center Martin St. Pierre who put together the second-best offensive season in IceHogs franchise history, accumulating 88 points.

Veteran goaltender Wade Flaherty won his 300th career game as a pro with Rockford on March 24 at Milwaukee.

In the postseason, Rockford took the Wolves to seven games in the West Division Finals before bowing out ending the team's first campaign in the AHL.



# Final Statistics for 2007-08, Game-By-Game

Game	Date	Opponent	Score	Record	Attn.	Game	Date	Opponent	Score	Record	Attn.
1	10/6/07	at Quad City	1-5 L	0-1-0-0	7,548	41	1/12/08	at Milwaukee	3-2 SOW	24-9-3-5	6,052
2	10/13/07	at Iowa	7-3 W	1-1-0-0	3,112	42	1/13/08	at Quad City	4-3 OTW	25-9-3-5	2,972
3	10/16/07	at San Antonio	4-2 W	2-1-0-0	2,857	43	1/16/08	<b>Manchester</b>	<b>4-1 W</b>	<b>26-9-3-5</b>	<b>2,055</b>
4	10/17/07	at Houston	3-2 W	3-1-0-0	3,372	44	1/18/08	at Iowa	4-2 W	27-9-3-5	3,066
5	10/19/07	at Chicago	4-5 OTL	3-1-1-0	4,014	45	1/19/08	at Iowa	4-2 W	28-9-3-5	4,824
6	10/20/07	at Grand Rapids	5-1 W	4-1-1-0	10,834	46	1/23/08	<b>Peoria</b>	<b>1-6 L</b>	<b>28-10-3-5</b>	<b>2,013</b>
7	10/25/07	at Manitoba	4-2 W	5-1-1-0	6,061	47	1/25/08	<b>Chicago</b>	<b>4-3 W</b>	<b>29-10-3-5</b>	<b>4,857</b>
8	10/26/07	at Manitoba	2-3 L	5-2-1-0	6,358	48	1/26/08	<b>Iowa</b>	<b>1-2 L</b>	<b>29-11-3-5</b>	<b>4,211</b>
9	10/28/07	at Hamilton	1-5 L	5-3-1-0	3,810	49	2/1/08	at Peoria	2-1 SOW	30-11-3-5	3,949
10	11/2/07	<b>San Antonio</b>	<b>2-3 SOL</b>	<b>5-3-1-1</b>	<b>6,436</b>	50	2/2/08	at Chicago	2-4 L	30-12-3-5	11,419
11	11/3/07	<b>Manitoba</b>	<b>2-1 W</b>	<b>6-3-1-1</b>	<b>5,495</b>	51	2/5/08	<b>Houston</b>	<b>1-3 L</b>	<b>30-13-3-5</b>	<b>1,719</b>
12	11/9/07	<b>Grand Rapids</b>	<b>6-5 SOW</b>	<b>7-3-1-1</b>	<b>3,974</b>	52	2/7/08	<b>Manitoba</b>	<b>2-3 OTL</b>	<b>30-13-4-5</b>	<b>2,168</b>
13	11/10/07	at Peoria	4-5 OTL	7-3-2-1	4,391	53	2/8/08	<b>Houston</b>	<b>1-6 L</b>	<b>30-14-4-5</b>	<b>3,820</b>
14	11/11/07	<b>San Antonio</b>	<b>8-3 W</b>	<b>8-3-2-1</b>	<b>2,935</b>	54	2/10/08	at Quad City	3-4 L	30-15-4-5	3,223
15	11/16/07	at Rochester	4-5 L	8-4-2-1	8,452	55	2/15/08	<b>Quad City</b>	<b>3-4 SOL</b>	<b>30-15-4-6</b>	<b>3,762</b>
16	11/17/07	at Syracuse	2-1 W	9-4-2-1	5,176	56	2/16/08	<b>Chicago</b>	<b>1-4 L</b>	<b>30-16-4-6</b>	<b>6,616</b>
17	11/18/07	at Toronto	5-3 W	10-4-2-1	5,370	57	2/17/08	at Milwaukee	0-4 L	30-17-4-6	4,152
18	11/23/07	<b>Quad City</b>	<b>3-5 L</b>	<b>10-5-2-1</b>	<b>5,435</b>	58	2/22/08	at Milwaukee	3-2 W	31-17-4-6	7,554
19	11/24/07	at Chicago	3-8 L	10-6-2-1	7,522	59	2/24/08	<b>Milwaukee</b>	<b>2-0 W</b>	<b>32-17-4-6</b>	<b>3,040</b>
20	11/25/07	<b>Grand Rapids</b>	<b>3-1 W</b>	<b>11-6-2-1</b>	<b>2,116</b>	60	2/27/08	<b>Milwaukee</b>	<b>3-4 L</b>	<b>32-18-4-6</b>	<b>2,059</b>
21	11/28/07	<b>Houston</b>	<b>3-0 W</b>	<b>12-6-2-1</b>	<b>1,997</b>	61	2/29/08	<b>Lake Erie</b>	<b>4-7 L</b>	<b>32-19-4-6</b>	<b>4,563</b>
22	11/30/07	at Providence	4-5 SOL	12-6-2-2	7,205	62	3/1/08	<b>Providence</b>	<b>5-1 W</b>	<b>33-19-4-6</b>	<b>6,051</b>
23	12/1/07	at Manchester	2-3 SOL	12-6-2-3	6,387	63	3/2/08	<b>Peoria</b>	<b>3-4 L</b>	<b>33-20-4-6</b>	<b>2,713</b>
24	12/5/07	<b>Syracuse</b>	<b>2-1 SOW</b>	<b>13-6-2-3</b>	<b>2,014</b>	64	3/5/08	<b>Peoria</b>	<b>3-2 W</b>	<b>34-20-4-6</b>	<b>2,102</b>
25	12/7/07	at Lake Erie	4-3 SOW	14-6-2-3	6,173	65	3/8/08	at Milwaukee	2-3 L	34-21-4-6	10,767
26	12/8/07	at Lake Erie	4-3 OTW	15-6-2-3	5,233	66	3/9/08	<b>Iowa</b>	<b>4-3 OTW</b>	<b>35-21-4-6</b>	<b>2,935</b>
27	12/14/07	<b>Rochester</b>	<b>5-1 W</b>	<b>16-6-2-3</b>	<b>3,287</b>	67	3/13/08	at Houston	4-0 W	36-21-4-6	3,566
28	12/15/07	<b>Quad City</b>	<b>3-0 W</b>	<b>17-6-2-3</b>	<b>6,436</b>	68	3/15/08	at Houston	2-3 L	36-22-4-6	6,566
29	12/16/07	at San Antonio	3-4 SOL	17-6-2-4	2,751	69	3/21/08	<b>Quad City</b>	<b>0-2 L</b>	<b>36-23-4-6</b>	<b>4,162</b>
30	12/18/07	at San Antonio	5-2 W	18-6-2-4	3,009	70	3/22/08	<b>Milwaukee</b>	<b>3-1 W</b>	<b>37-23-4-6</b>	<b>4,725</b>
31	12/21/07	at Grand Rapids	1-2 SOL	18-6-2-5	3,270	71	3/24/08	at Milwaukee	4-1 W	38-23-4-6	5,044
32	12/22/07	<b>Milwaukee</b>	<b>4-2 W</b>	<b>19-6-2-5</b>	<b>4,092</b>	72	3/28/08	<b>Chicago</b>	<b>3-2 SOW</b>	<b>39-23-4-6</b>	<b>4,788</b>
33	12/26/07	at Peoria	4-3 OTW	20-6-2-5	3,601	73	3/29/08	at Iowa	3-4 L	39-24-4-6	4,088
34	12/27/07	at Chicago	3-4 OTL	20-6-3-5	8,131	74	3/30/08	<b>Iowa</b>	<b>3-2 W</b>	<b>40-24-4-6</b>	<b>3,466</b>
35	12/29/07	at Peoria	4-2 W	21-6-3-5	4,013	75	4/4/08	at Quad City	3-0 W	41-24-4-6	3,565
36	12/31/07	<b>Milwaukee</b>	<b>3-5 L</b>	<b>21-7-3-5</b>	<b>4,092</b>	76	4/5/08	<b>San Antonio</b>	<b>7-1 W</b>	<b>42-24-4-6</b>	<b>4,848</b>
37	1/2/08	Hamilton	1-2 L	21-8-3-5	1,945	77	4/9/08	<b>Peoria</b>	<b>1-6 L</b>	<b>42-25-4-6</b>	<b>2,597</b>
38	1/4/08	<b>Chicago</b>	<b>5-4 W</b>	<b>22-8-3-5</b>	<b>4,502</b>	78	4/11/08	<b>Chicago</b>	<b>3-2 W</b>	<b>43-25-4-6</b>	<b>5,755</b>
39	1/5/08	<b>Lake Erie</b>	<b>0-2 L</b>	<b>22-9-3-5</b>	<b>4,614</b>	79	4/12/08	at Chicago	1-7 L	43-26-4-6	14,229
40	1/11/08	<b>Toronto</b>	<b>3-1 W</b>	<b>23-9-3-5</b>	<b>3,804</b>	80	4/13/08	<b>Iowa</b>	<b>5-3 W</b>	<b>44-26-4-6</b>	<b>4,857</b>

## 2007-08 Team Leaders

Points:	Martin St. Pierre	88
Goals:	Troy Brouwer	35
Assists:	Martin St. Pierre	67
Penalty Minutes:	Kris Versteeg	174
Plus/Minus:	Petri Kontiola	+17
Wins:	Corey Crawford	29

# Playoff Statistics for 2018

Player	GP	G	A	PTS	+/-	PIM	PP	SH
Chris DiDomenico	13	7	11	18	1	22	3	0
Adam Clendening	13	1	13	14	4	8	1	0
Cody Franson	13	6	7	13	6	9	4	0
Victor Ejdsell	13	7	5	12	5	2	3	0
Carl Dahlstrom	13	3	6	9	4	4	2	0
Matthew Highmore	13	2	7	9	8	2	1	0
Luke Johnson	13	4	4	8	7	6	1	0
Tyler Sikura	13	5	1	6	0	2	3	0
Andreas Martinsen	13	2	3	5	3	32	0	0
Gustav Forsling	13	1	4	5	-3	6	0	0
Anthony Louis	9	0	5	5	-5	0	0	0
Viktor Svedberg	13	0	5	5	2	18	0	0
John Hayden	13	3	0	3	-1	2	0	0
Tanner Kero	12	0	3	3	0	8	0	0
Will Pelletier	13	2	0	2	-2	6	0	0
Lance Bouma	13	1	1	2	-1	12	0	0
Darren Raddysh	9	0	2	2	-4	4	0	0
David Kampf	13	1	0	1	0	2	0	0
Alexandre Fortin	1	0	0	0	0	0	0	0
Jeff Glass	3	0	0	0	0	0	0	0
Henrik Samuelsson	4	0	0	0	0	2	0	0
Joni Tuulola	4	0	0	0	-1	2	0	0
Collin Delia	10	0	0	0	0	0	0	0
<b>Totals</b>	<b>13</b>	<b>45</b>	<b>77</b>	<b>122</b>	<b>23</b>	<b>149</b>	<b>18</b>	<b>0</b>

Goalie	GPI	MINS	AVG	W	L	EN	SO	GA	SAVES	SPCT
Jeff Glass	3	203	1.48	2	1	0	5	106		.955
Collin Delia	10	667	2.34	7	3	0	26	314		.924
Empty Net		7								
<b>TOTALS</b>	<b>13</b>	<b>876</b>	<b>2.12</b>	<b>9</b>	<b>4</b>	<b>0</b>	<b>31</b>	<b>420</b>		<b>.931</b>

## Chicago vs. Rockford: Central Division Semifinals

DATE	GAME	ATTN	GWG
Apr. 21	IceHogs 2 at Chicago 1	7,317	Adam Clendening
Apr 22	IceHogs 5 vs. Chicago 2	5,148	Matthew Highmore
Apr. 26	IceHogs 2 at Chicago 1 3OT	4,633	Victor Ejdsell

## IceHogs Win Series, 3-0

## Manitoba vs. Rockford: Central Division Finals

DATE	GAME	ATTN	GWG
May 4	IceHogs 4 at Manitoba 2	3,816	John Hayden
May 5	IceHogs 4 at Manitoba 1	3,955	Chris DiDomenico
May 9	IceHogs 4 vs. Manitoba 1	3,184	Victor Ejdsell
May 11	IceHogs 6 vs. Manitoba 3	4,516	Victor Ejdsell

## IceHogs Win Series, 4-0

## Texas vs. Rockford: Western Conference Finals

DATE	GAME	ATTN	GWG
May 18	IceHogs 2 at Texas 4	6,150	
May 20	IceHogs 2 at Texas 3 OT	5,938	
May 22	IceHogs 5 vs. Texas 6	2,923	
May 24	IceHogs 3 vs. Texas 2 OT	3,291	Victor Ejdsell
May 25	IceHogs 3 vs. Texas 1	3,901	Luke Johnson
May 28	IceHogs 1 at Texas 2 OT	5,961	

## Texas Wins Series, 4-2

	GP	W	L	GF	GA	PIM
Chicago	3	0	3	4	9	38
Rockford	3	3	0	9	4	30
<b>Totals</b>	<b>6</b>	<b>3</b>	<b>3</b>	<b>13</b>	<b>13</b>	<b>68</b>
	GP	W	L	GF	GA	PIM
Manitoba	4	0	4	7	18	54
Rockford	4	4	0	18	7	36
<b>Totals</b>	<b>8</b>	<b>4</b>	<b>4</b>	<b>25</b>	<b>25</b>	<b>90</b>
	GP	W	L	GF	GA	PIM
Texas	4	4	2	18	16	63
Rockford	4	2	4	16	18	83
<b>Totals</b>	<b>8</b>	<b>6</b>	<b>6</b>	<b>34</b>	<b>34</b>	<b>146</b>

# Playoff Statistics for 2016

Player	GP	G	A	PTS	+/-	PIM	PP	SH	GWG
Motte, Tyler	3	2	0	2	-5	0	1	0	0
McNeill, Mark	3	1	1	2	-3	0	0	0	0
Rasmussen, Dennis	3	1	1	2	-2	0	0	0	0
Dowell, Jake	3	0	2	2	0	4	0	0	0
Kero, Tanner	3	0	2	2	-3	0	0	0	0
Carlsson, Jonathan	2	1	0	1	2	0	0	0	0
Hartman, Ryan	3	1	0	1	2	4	1	0	0
Fraser, Matt	2	0	1	1	-1	2	0	0	0
Mattson, Nick	2	0	1	1	-5	0	0	0	0
Bickell, Bryan	3	0	1	1	1	2	0	0	0
Dahlstrom, Carl	3	0	1	1	1	2	0	0	0
Pokka, Ville	3	0	1	1	-6	0	0	0	0
Schilling, Cameron	3	0	1	1	0	0	0	0	0
Haggerty, Ryan	1	0	0	0	-1	0	0	0	0
Walters, Dane	1	0	0	0	0	0	0	0	0
DeSousa, Chris	2	0	0	0	-1	0	0	0	0
Norell, Robin	2	0	0	0	-2	2	0	0	0
Baun, Kyle	3	0	0	0	-2	0	0	0	0
Carruth, Mac	3	0	0	0	0	0	0	0	0
Gotovets, Kirill	3	0	0	0	-1	0	0	0	0
Hinostroza, Vinnie	3	0	0	0	-3	2	0	0	0
Liambas, Mike	3	0	0	0	0	16	0	0	0
<b>TOTALS</b>	<b>3</b>	<b>6</b>	<b>12</b>	<b>18</b>	<b>-29</b>	<b>34</b>	<b>2</b>	<b>0</b>	<b>0</b>

Goalie	GPI	MINS	AVG	W	L	EN	SO	GA	SAVES	SPCT
Carruth, Mac	3	172	4.53	0	3	2	0	13	76	0.854
<b>TOTALS</b>	<b>3</b>	<b>172</b>	<b>4.53</b>	<b>0</b>	<b>3</b>	<b>2</b>	<b>0</b>	<b>13</b>	<b>76</b>	<b>0.854</b>

## Lake Erie vs. Rockford: West Conference Quarterfinals

DATE	GAME	ATTN	GWG
Wed., April 20	Lake Erie 5 at Rockford 2	2,586	Dean Kukan
Thur., April 21	Lake Erie 5 at Rockford 1	2,626	Oliver Bjorkstrand
Sat., April 23	Rockford 3 at Lake Erie 5	10,025	Oliver Bjorkstrand

## (Lake Erie wins series 3 game to 0) 15,237

	GP	W	L	GF	GA	PIM
Lake Erie	3	3	0	15	6	32
Rockford	3	0	3	6	15	34

# Playoff Statistics for 2015

Player	GP	G	A	PTS	+/-	PIM	PP	SH	GWG
Johns, Stephen	8	3	4	7	+4	4	0	0	2
Abbott, Spencer	8	3	3	6	0	2	2	0	0
Mashinter, Brandon	8	3	3	6	+2	4	1	0	0
Danault, Phillip	8	3	2	5	-8	20	0	0	0
Regin, Peter	8	1	4	5	-3	2	1	0	1
McNeill, Mark	8	2	2	4	+3	2	0	1	0
Svedberg, Viktor	8	0	4	4	+4	8	0	0	0
Kero, Tanner	6	2	1	3	-3	0	0	0	0
Hartman, Ryan	8	2	1	3	-6	8	1	0	0
Ross, Garrett	8	2	1	3	+6	2	0	0	0
Pokka, Ville	8	0	3	3	-4	0	0	0	0
Gotovets, Kirill	8	1	1	2	-1	2	0	0	1
Seabrook, Keith	7	0	2	2	-2	10	0	0	0
Miskovic, Zach	2	1	0	1	0	2	0	0	0
Broadhurst, Alex	7	0	1	1	-3	2	0	0	0
Bass, Cody	8	0	1	1	-5	31	0	0	0
Labrie, P.C.	8	0	1	1	-3	28	0	0	0
Carruth, Mac	1	0	0	0	0	0	0	0	0
Carey, Matt	2	0	0	0	-1	0	0	0	0
Walters, Dane	2	0	0	0	-1	0	0	0	0
Norell, Robin	3	0	0	0	0	2	0	0	0
Press, Robin	4	0	0	0	-3	0	0	0	0
Rasmussen, Dennis	7	0	0	0	0	2	0	0	0
Leighton, Michael	8	0	0	0	0	2	0	0	0
<b>TOTALS</b>	<b>8</b>	<b>23</b>	<b>34</b>	<b>57</b>	<b>-8</b>	<b>141</b>	<b>4</b>	<b>1</b>	<b>4</b>

Texas vs. Rockford: West Conference Quarterfinals						
DATE	GAME	ATTN	GWG			
Fri., April 24	Rockford 4 at Texas 2	4,375		Kirill Gotovets		
Sat., April 25	Rockford 4 at Texas 1	4,978		Peter Regin		
Wed., April 29	Texas 2 at Rockford 3 OT	3,905		Stephen Johns		
<b>(Rockford wins series 3 game to 0)</b>		<b>13,258</b>				
	GP	W	L	GF	GA	PIM
<b>Texas</b>	3	0	3	5	11	40
<b>Rockford</b>	3	3	0	11	5	22

Grand Rapids vs. Rockford: West Division Semifinals						
DATE	GAME	ATTN	GWG			
Wed., May 6	Rockford 3 at Grand Rapids 5	3,954		Teemu Pulkkinen		
Fri., May 8	Rockford 1 at Grand Rapids 5	7,593		Anthony Mantha		
Wed., May 13	Grand Rapids 1 at Rockford 4	1,780		Ryan Hartman		
Thu., May 14	Grand Rapids 2 at Rockford 1	1,620		Tyler Bertuzzi		
Sun., May 17	Grand Rapids 5 at Rockford 3	1,624		Tyler Bertuzzi		
<b>(Grand Rapids wins series 4 game to 1)</b>						
	GP	W	L	GF	GA	PIM
<b>Grand Rapids</b>	5	4	1	18	12	78
<b>Rockford</b>	5	1	4	12	18	115

Goalie	GPI	MINS	AVG	W	L	EN	SO	GA	SAVES	SPCT
Leighton, Michael	8	440	2.59	4	3	0	0	1	216	0.919
Carruth, Mac	1	34	3.51	0	1	2	0	13	13	0.867
<b>TOTALS</b>	<b>8</b>	<b>474</b>	<b>3.05</b>	<b>4</b>	<b>4</b>	<b>2</b>	<b>0</b>	<b>14</b>	<b>229</b>	<b>0.893</b>

# Playoff Statistics for 2010

Player	GP	G	A	PTS	+/-	PIM	PP	SH	GWG
Beach, Kyle	4	3	0	3	-2	6	3	0	0
Connelly, Brian	4	0	3	3	-3	2	0	0	0
Klinkhammer, Rob	4	1	1	2	-1	7	0	0	0
Cullen, Mark	4	0	2	2	-2	2	0	0	0
Kearns, Bracken	4	0	2	2	+1	2	0	0	0
Smith, Ben	3	1	0	1	0	0	0	0	0
MacArthur, Pete	3	0	1	1	0	0	0	0	0
Richmond, Danny	4	0	1	1	-4	5	0	0	0
Toivonen, Hannu	1	0	0	0	0	0	0	0	0
Stanton, Ryan	2	0	0	0	-1	0	0	0	0
Brennan, Mike	3	0	0	0	-1	0	0	0	0
Greentree, Kyle	3	0	0	0	-1	19	0	0	0
Hobson, Adam	3	0	0	0	-3	4	0	0	0
Lalonde, Shawn	3	0	0	0	-6	2	0	0	0
Bois, Danny	4	0	0	0	-3	20	0	0	0
Brophey, Evan	4	0	0	0	-4	2	0	0	0
Crawford, Corey	4	0	0	0	0	0	0	0	0
Dowell, Jake	4	0	0	0	-3	0	0	0	0
Keith, Matt	4	0	0	0	-4	2	0	0	0
Petiot, Richard	4	0	0	0	0	4	0	0	0
Phillips, David	4	0	0	0	-1	0	0	0	0
Skille, Jack	4	0	0	0	-3	0	0	0	0
<b>TOTALS</b>	<b>4</b>	<b>5</b>	<b>10</b>	<b>15</b>	<b>-41</b>	<b>77</b>	<b>3</b>	<b>6</b>	<b>0</b>

Texas vs. Rockford: West Division Semifinals						
DATE	GAME	ATTN	GWG			
Fri., April 16	Rockford 1 at Texas 2	5,826		Raymond Sawada		
Sat., April 17	Rockford 1 at Texas 3	6,212		Perttu Lindgren		
Wed., April 21	Texas 6 at Rockford 1	3,232		Jamie Benn		
Fri., April 23	Texas 4 at Rockford 2	2,403		Andrew Hutchinson		
<b>(Texas wins series 4 game to 0)</b>		<b>17,673</b>				
	GP	W	L	GF	GA	PIM
<b>Texas</b>	4	4	0	15	5	58
<b>Rockford</b>	4	0	4	5	15	77

Goalie	GPI	MINS	AVG	W	L	EN	SO	GA	SAVES	SPCT
Toivonen, Hannu	1	20	3.00	0	0	0	0	1	4	0.800
Crawford, Corey	4	216	3.61	0	4	1	0	13	88	0.871
<b>TOTALS</b>	<b>5</b>	<b>236</b>	<b>3.56</b>	<b>0</b>	<b>4</b>	<b>1</b>	<b>0</b>	<b>14</b>	<b>92</b>	<b>0.868</b>

# Playoff Statistics for 2009

PLAYER	GP	G	A	PTS +/-	PIM	PP	SH	GWG	Milwaukee vs. Rockford: West Division Semifinals			
									DATE	GAME	ATTN. GWG	
Mosienko, Tyler	4	1	1	2 -1	2	1	0	0	Thursday, April 16	Rockford 1 at Milwaukee 3	3,022	Cal O'Reilly
Bickell, Bryan	4	0	2	2 -1	4	0	0	0	Saturday, April 18	Rockford 1 at Milwaukee 3	5,109	Hugh Jessiman
Groulx, Danny	4	0	2	2 -4	2	0	0	0	Sunday, April 19	Milwaukee 3 at Rockford 1	2,946	Triston Grant
Aliu, Akim	1	1	0	1 0	0	1	0	0	Tuesday, April 21	Milwaukee 4 at Rockford 12	045	Mike Santorelli
Brophey, Evan	4	1	0	1 -3	0	0	0	0	<b>(Milwaukee wins series 4 games to 0)</b>			
Pelletier, Pascal	4	1	0	1 -7	6	1	0	0			13,122	
Brent, Tim	4	0	1	1 -9	2	0	0	0				
Klinkhammer, Rob	4	0	1	1 0	0	0	0	0				
Sharrow, Jimmy	4	0	1	1 -3	0	0	0	0				
Beach, Kyle	1	0	0	0 0	0	0	0	0				
Berti, Adam	1	0	0	0 -1	0	0	0	0				
Radja, Mike	1	0	0	0 0	0	0	0	0				
Brennan, Mike	2	0	0	0 -1	2	0	0	0				
Crawford, Corey	2	0	0	0 0	0	0	0	0				
Niemi, Antti	2	0	0	0 0	0	0	0	0				
Bertram, Dan	3	0	0	0 0	0	0	0	0				
Connelly, Brian	3	0	0	0 -2	2	0	0	0				
Dowell, Jake	4	0	0	0 -1	0	0	0	0				
Hambly, Tim	4	0	0	0 -4	0	0	0	0				
Hendry, Jordan	4	0	0	0 -3	2	0	0	0				
Hobson, Adam	4	0	0	0 0	2	0	0	0				
MacArthur, Pete	4	0	0	0 -8	0	0	0	0				
Pineault, Adam	4	0	0	0 0	2	0	0	0				
Stephenson, Logan	4	0	0	0 -3	14	0	0	0				
<b>TOTALS</b>	<b>4</b>	<b>4</b>	<b>8</b>	<b>12 -51</b>	<b>40</b>	<b>3</b>	<b>6</b>	<b>0</b>				

	GP	W	L	G	GA	PIM
Milwaukee	4	4	0	13	4	46
Rockford	4	0	4	4	13	40

	GPI	MIN	AVG	W	L	EN	SO	GA	SAVES	SPCT
Crawford, Corey	2	116:40	2.57	0	2	1	0	5	50	0.909
Niemi, Antti	2	115:08	3.65	0	2	0	0	7	61	0.897
<b>TOTALS</b>	<b>4</b>	<b>231:48</b>	<b>3.11</b>	<b>0</b>	<b>4</b>	<b>1</b>	<b>0</b>	<b>12</b>	<b>111</b>	<b>0.902</b>

# Playoff Statistics for 2008

PLAYER	GP	G	A	PTS +/-	PIM	PP	SH	GWG	Houston vs. Rockford: West Division Semifinals						
									DATE	GAME	ATTN. GWG				
St. Pierre, Martin	12	2	12	14 +3	12	1	0	0	Fri., Apr 18	Houston 1 at Rockford 3	2,402	Troy Brouwer			
Versteeg, Kris	12	6	5	11 +4	6	1	1	1	Sat., Apr 19	Houston 1 at Rockford 0	2,013	Ryan Jones			
Kontiola, Petri	12	5	5	10 +0	4	3	0	0	Tue., Apr 22	Rockford 2 at Houston 1	2,289	Derek Nesbitt			
Brouwer, Troy	12	5	4	9 +2	16	1	1	2	Thur., Apr 24	Rockford 2 at Houston 1	2,552	Kris Versteeg			
Nesbitt, Derek	12	3	3	6 -2	12	1	0	2	Fri., Apr 25	Rockford 5 at Houston 2	4,144	Bryan Bickell			
Bickell, Bryan	12	2	3	5 +2	11	0	0	1	<b>(Rockford wins series 4 games to 1)</b>						
Blunden, Michael	12	1	3	4 +3	35	0	0	0			14,388				
Fahey, Jim	12	1	3	4 +10	18	0	0	0							
Hjalmarsson, Niklas	12	0	4	4 +2	8	0	0	0	Houston	5	1	4	6	12	63
Skille, Jack	12	2	1	3 -4	6	0	0	0	Rockford	5	4	1	12	6	58
Fraser, Colin	12	1	2	3 +4	28	0	0	1							
Morgan, Gavin	11	1	1	2 +2	24	0	0	0							
Dowell, Jake	12	1	1	2 -3	6	0	1	0							
Marsh, Tyson	12	0	2	2 +4	4	0	1	0							
Berti, Adam	5	1	0	1 +2	2	0	0	0							
Fletcher, Justin	11	0	1	1 -2	6	0	0	0							
Domish, Jerramie	12	0	1	1 0	18	0	0	0							
Brophey, Evan	1	0	0	0 0	0	0	0	0							
Hendry, Jordan	1	0	0	0 -1	2	0	0	0							
Bolland, David	7	0	0	0 0	8	0	0	0							
Stokes, Ryan	12	0	0	0 +8	14	0	0	0							
<b>TOTALS</b>	<b>12</b>	<b>31</b>	<b>47</b>	<b>78 +34</b>	<b>244</b>	<b>7</b>	<b>3</b>	<b>7</b>							

	GP	W	L	G	GF	GA	PIM
Houston	5	1	4	6	12	63	
Rockford	5	4	1	12	6	58	

	GP	W	L	G	GF	GA	PIM
Chicago	7	4	3	22	19	214	
Rockford	7	3	4	19	22	196	

	GPI	MIN	AVG	W	L	EN	SO	GA	SAVES	SPCT
Crawford, Corey	12	741:15	2.27	7	5	1	0	28	326	0.921
<b>TOTALS</b>	<b>12</b>	<b>746:57</b>	<b>2.33</b>	<b>7</b>	<b>5</b>	<b>1</b>	<b>0</b>	<b>29</b>	<b>326</b>	<b>0.918</b>



**AHL OPPONENTS**

# AHL Divisional Alignment

2021-22 Season

## Western Conference

### Central Division

Chicago Wolves	Carolina
Grand Rapids Griffins	Detroit
Iowa Wild	Minnesota
Manitoba Moose	Winnipeg
Milwaukee Admirals	Nashville
<b>Rockford IceHogs</b>	<b>Chicago</b>
San Antonio Rampage	St. Louis
Texas Stars	Dallas

### Pacific Division

Abbotsford	Vancouver
Bakersfield Condors	Edmonton
Colorado Eagles	Colorado
Henderson Silver Knights	Vegas
Ontario Reign	Los Angeles
San Diego Gulls	Anaheim
San Jose Barracuda	San Jose
Stockton Heat	Calgary
Tucson Roadrunners	Arizona

## Eastern Conference

### Atlantic Division

Bridgeport Islanders	NY Islanders
Charlotte Checkers	Carolina
Hartford Wolf Pack	NY Rangers
Hershey Bears	Washington
Lehigh Valley Phantoms	Philadelphia
Providence Bruins	Boston
Springfield Thunderbirds	Florida
Wilkes-Barre/Scranton Penguins	Pittsburgh

### North Division

Belleville Senators	Ottawa
Cleveland Monsters	Columbus
Laval Rocket	Montreal
Rochester Americans	Buffalo
Syracuse Crunch	Tampa Bay
Toronto Marlies	Toronto
Utica Comets	New Jersey

### IceHogs To Play 72 Games in 2021-22; AHL Moves to 72 Games

The AHL's Board of Governors has approved a schedule unification plan that will see all teams play a 72-game regular-season schedule beginning in 2022-23. For the 2021-22 season, teams in the Atlantic, North and Central Divisions have the option of playing either 76 or 72 games and the IceHogs selected to play 72 games. Rockford, Iowa, Texas and Manitoba will play 72 while Chicago, Milwaukee and Grand Rapids will play 76 games.

2020-21 Season

### Central Division

Chicago Wolves	Carolina/Nashville
Cleveland Monsters	Columbus
Grand Rapids Griffins	Detroit
Iowa Wild	Minnesota
<b>Rockford IceHogs</b>	<b>Chicago</b>
Texas Stars	Dallas

### Pacific Division

Bakersfield Condors	Edmonton
Colorado Eagles	Colorado
Henderson Silver Knights	Vegas
Ontario Reign	Los Angeles
San Diego Gulls	Anaheim
San Jose Barracuda	San Jose
Stockton Heat	Calgary
Tucson Roadrunners	Arizona

### Atlantic Division

Bridgeport Sound Tigers	NY Islanders
Hartford Wolf Pack	NY Rangers
Providence Bruins	Boston

### North Division

Binghamton Devils	New Jersey
Hershey Bears	Washington
Lehigh Valley Phantoms	Philadelphia
Rochester Americans	Buffalo
Syracuse Crunch	Tampa Bay/Florida
Utica Comets	Vancouver
Wilkes-Barre/Scranton Penguins	Pittsburgh

### Canadian Division

Belleville Senators	Ottawa
Laval Rocket	Montreal
Manitoba Moose	Winnipeg
Toronto Marlies	Toronto

### AHL Temporarily Adjusts Divisions

On Jan. 4, 2021 the AHL announced temporary adjustments to the divisions for the 2020-21 season due to the COVID-19 pandemic. A Canadian Division was formed and the Cleveland joined the Central Division from the North. Milwaukee, Springfield & Charlotte opted out of the season and will return for the 2021-21 season.

### Silver Knights Join AHL:

On May 28, 2020, the Vegas Golden Knights (NHL) announced that the AHL franchise in Henderson, Nevada will be known as the Henderson Silver Knights and will play the 2020-21 season at Orleans Arena at the Orleans Hotel and Casino.

# AHL OPPONENTS: CENTRAL DIVISION



## Chicago Wolves

Chairman of the Board/Governor.....	Don Levin
Sr. VP of Operations.....	Courtney Mahoney
General Manager.....	Wendell Young
Head Coach.....	Ryan Warsofsky
Director of Public Relations.....	Lindsey Willhite
Arena.....	Allstate Arena
Capacity.....	16,692

2301 Ravine Way - Glenview, IL 60025 - Phone: (847) 724-4625/Fax: (847) 724-1652

### Series Quick Facts

All-Time Leading Scorer: Jeremy Morin (15g-18a-33pts)  
 All-Time Leading Scorer vs.: Brett Sterling (18g-25a-43pts)

Last Shutout: Collin Delia (11/19/20 at CHI, 34 saves 2-0 W)  
 Last Shutout vs.: Maxime Legace (2/26/19 at CHI, 27 saves, 1-0 L)

Most Goals/Game: 7 (Several Tied: Last, 11/3/19 at RFD, 7-4 W)  
 Most Goals Allowed/Game: 8 (12/24/07 at CHI, 3-8 L)

Longest Winning Streak: 5 games (10/18/19-11/29/19)  
 Longest Losing Streak: 6 games: (2/6/21-4/3/21)

### All-Time Season Results

#### Regular Season

Year	Home	Road	Total
07-08	4-1-0-0	0-3-2-0	4-4-2-0
08-09	4-1-0-0	2-3-0-0	6-4-0-0
09-10	4-1-0-0	1-3-0-1	5-4-0-1
10-11	2-3-0-0	3-2-0-0	5-5-0-0
11-12	4-2-0-0	2-4-0-0	6-6-0-0
12-13	3-3-0-0	3-2-0-1	6-5-0-1
13-14	4-1-0-1	1-4-0-1	5-5-0-2
14-15	4-1-1-0	4-2-0-0	8-3-1-0
15-16	5-0-1-0	2-2-2-0	7-2-3-0
16-17	3-2-1-0	1-4-1-0	4-6-2-0
17-18	4-2-0-0	2-4-0-0	6-6-0-0
18-19	2-4-0-0	4-1-1-0	6-5-1-0
19-20	3-1-0-0	3-1-1-0	6-2-1-0
20-21	3-3-0-0	0-5-0-0	3-7-0-0
<b>Totals</b>	<b>49-25-3-1</b>	<b>28-40-7-3</b>	<b>77-64-10-4</b>



AHL Affiliate of the Carolina Hurricanes

### 2021-22 Schedule

Date	Location	Time
10/16	at CHI	7 PM
11/12	vs. CHI	7 PM
11/19	vs. CHI	7 PM
11/20	at CHI	7 PM
11/27	at CHI	7 PM
12/31	vs. CHI	6 PM
1/1	at CHI	7 PM
1/7	vs. CHI	7 PM
1/17	vs. CHI	1 PM
1/29	at CHI	7 PM
2/11	vs. CHI	7 PM
2/12	at CHI	7 PM

### 2020-21 Recap

Date	Location	Result	Score
2/6	at RFD	L	4-5
2/9	at CHI	L	2-5
2/16	at RFD	L	2-3
3/27	at CHI	L	3-6
3/28	at RFD	L	4-5
4/3	at CHI	L	2-4
4/7	at RFD	W	4-3
4/17	at RFD	SOW	4-3
5/10	at CHI	L	5-6
5/14	at RFD	W	4-1
5/15	at CHI	L	1-3

#### Postseason

Year	Home	Road	Total
2008	2-1	1-3	3-4
2018	1-0	2-0	3-0

## Grand Rapids Griffins



Co-Owner/Governor/CEO.....	Dan DeVos
President, CTA.....	Tim Gortsema
Head Coach.....	Ben Simon
Senior Director of Public Relations, CTA.....	Randy Cleves
Arena.....	Van Andel Arena
Capacity.....	10,834

130 West Fulton St. Ste. 111 - Grand Rapids, MI 49503 - (616) 774-4585/(616) 336-5464

### Series Quick Facts

All-Time Leading Scorer: Brandon Pirri (8g-10a-18pts)  
 All-Time Leading Scorer vs.: Eric Tangradi (12g-16a-28pts)

Last Shutout: Collin Delia (3/6/20 at RFD, 34 saves, 4-0 W)  
 Last Shutout vs: Eddie Pasquale (3/25/17 at RFD, 37 saves, 4-0 W)

Most Goals/Game: 6 Several: Last (4/3/15 at RFD, 6-2 W)  
 Most Goals Allowed/Game: 9 Several: Last (3/3/21 at RFD, 4-9 L)  
 Longest Winning Streak: 8 games (11/17/10-1/8/11)  
 Longest Losing Streak: 5 games (11/11/16-11/14/17)

### All-Time Season Results

#### Regular Season

Year	Home	Road	Total
07-08	2-0-0-0	1-0-0-1	3-0-0-1
08-09	1-1-0-0	0-1-0-1	1-2-0-1
09-10	3-0-0-1	4-0-0-0	7-0-0-1
10-11	3-0-0-0	1-2-0-0	4-2-0-0
11-12	2-0-0-0	1-0-0-1	3-0-0-1
12-13	2-2-0-0	1-3-0-0	3-5-0-0
13-14	3-2-0-0	0-4-1-0	3-6-1-0
14-15	2-1-1-0	2-2-0-0	4-3-1-0
15-16	2-2-0-0	1-1-2-0	3-3-2-0
16-17	2-3-0-0	1-4-0-0	3-7-0-0

#### Regular Season

Year	Home	Road	Total
17-18	5-0-0-0	1-3-1-0	6-3-1-0
18-19	4-1-0-0	3-2-0-0	7-3-0-0
19-20	3-2-0-0	2-3-0-0	5-5-0-0
20-21	1-3-0-0	3-1-0-0	4-4-0-0
<b>Totals</b>	<b>35-17-1-1</b>	<b>21-26-4-3</b>	<b>57-43-5-4</b>

#### All-Time Postseason

Year	Home	Road	Total
2015	1-2	0-2	1-4



AHL Affiliate of the Detroit Red Wings

# AHL OPPONENTS: CENTRAL DIVISION



## Iowa Wild

President.....	Todd Frederickson
GM/Alternate Governor.....	Tom Kurvers
Head Coach.....	Tim Army
Sr. Dir. Broadcasting & Team Services.....	Joe O'Donnell
Arena.....	Wells Fargo Arena
Capacity.....	15,181

730 Third St. - Des Moines, IA 50309 - (515)-564-8700

### Series Quick Facts

All-Time Leading Scorer: Ville Pokka (6g-13a-19pts)  
 All-Time Leading Scorer vs.: Gerry Mayhew (16g-12a-28pts)

Last Shutout vs.: Michael Leighton (1/23/16 at RFD, 28 saves, 1-0 W)  
 Last Shutout: Hunter Jones (5/9/21at RFD, 35 saves, 0-2 L)

Most Goals/Game: 8, (2/8/14 at RFD, 8-3 W)  
 Most Goals Allowed/Game: 6, Several: Last (5/7/21 at IA, 1-6 L)  
 Longest Winning Streak: 8 games (1/16/15 - 12/11/15)  
 Longest Losing Streak: 5 games (1/28/17 - 4/15/17)

### All-Time Season Results

#### Regular Season

Year	Home	Road	Total
13-14	3-1-0-1	3-2-0-0	6-3-0-1
14-15	3-1-0-0	3-1-0-0	6-2-0-0
15-16	4-0-1-1	5-1-0-0	9-1-1-1
16-17	1-3-1-0	1-3-1-0	2-6-2-0
17-18	3-2-1-0	4-2-0-0	7-4-1-0
18-19	3-1-0-1	1-4-0-0	4-5-0-1
19-20	1-1-0-0	0-2-0-0	1-3-0-0
20-21	3-2-0-0	1-3-1-0	4-5-1-0
<b>Totals</b>	<b>20-11-3-3</b>	<b>18-18-2-0</b>	<b>39-29-5-3</b>



AHL Affiliate of the  
Minnesota Wild

### 2021-22 Schedule

Date	Location	Time
10/22	at IA	7 PM
10/23	at IA	6 PM
11/10	vs. IA	7 PM
12/8	vs. IA	7 PM
12/27	at IA	6 PM
1/11	vs. IA	7 PM
1/26	vs. IA	7 PM
2/4	at IA	7 PM
2/5	vs. IA	6 PM
2/25	at IA	7 PM
3/25	at IA	7 PM
4/24	vs. IA	5 PM

### 2020-21 Recap

Date	Location	Result	Score
2/13	at IA	OTL	2-3
3/6	at RFD	W	3-2
3/7	at RFD	OTW	4-3
3/21	at RFD	L	3-5
3/22	at RFD	W	6-1
4/13	at IA	L	1-4
4/23	at IA	L	2-3
4/24	at IA	W	5-3
5/7	at IA	L	1-6
5/9	at RFD	L	0-2

### Postseason

Year	Home	Road	Total
No Postseason Meetings			

## Manitoba Moose



General Manager.....	Craig Heisinger
Sr. Dir. Hockey Operations.....	Brad Andrews
Head Coach.....	Pascal Vincent
Mgr., Hockey Communications.....	Daniel Fink
Arena.....	Bell MTS Place
Capacity.....	15,294

3969 Portage Ave. -Winnipeg, MB R3K 1W4, Canada- (204) 837-7539

### Series Quick Facts

All-Time Leading Scorer: Tyler Sikura (6g-6a-12pts)  
 All-Time Leading Scorer vs.: JC Lipon (9g-9a-18pts)

Last Shutout: Lars Johansson (2/22/17 at MB, 35 saves, 1-0 W)  
 Last Shutout vs.: Mikhail Berdin (11/8/19 at MB, 41 saves, 0-4 L)

Most Goals/Game: 6 (3/13/10 at MB, 6-3 W)  
 Most Goals Allowed/Game: 8 (11/28/17 at RFD, 1-8 L)

Longest Winning Streak: 3 games, several (latest 12/17/16 - 2/22/17)  
 Longest Losing Streak: 6 games (11/19/10-11/30/16)



AHL Affiliate of the  
Winnipeg Jets

### 2021-22 Schedule

Date	Location	Time
11/7	vs. MB	4 PM
3/3	at MB	7 PM
3/5	at MB	2 PM
3/23	vs. MB	7 PM
3/26	vs. MB	6 PM
4/15	at MB	2 PM
4/16	at MB	2 PM
4/23	vs. MB	6 PM

### 2020-21 Recap

Date	Location	Result	Score
No Meetings			

### All-Time Season Results

Year	Home	Road	Total
07-08	1-0-1-0	1-1-0-0	2-1-1-0
08-09	1-1-0-0	2-0-0-0	3-1-0-0
09-10	0-2-0-0	1-1-0-0	1-3-0-0
10-11	0-2-0-0	1-1-0-0	1-3-0-0
15-16	0-2-0-0	0-2-0-0	0-4-0-0
16-17	1-2-0-1	3-1-0-0	4-3-0-1
17-18	0-1-1-0	2-0-0-0	2-1-1-0
18-19	1-0-0-1	0-1-1-0	1-1-1-1
19-20	2-1-0-1	2-2-0-0	4-3-0-1
<b>Totals</b>	<b>6-11-2-3</b>	<b>12-9-1-0</b>	<b>18-20-3-3</b>

### Postseason

Year	Home	Road	Total
17-18	2-0	2-0	4-0



# AHL OPPONENTS: CENTRAL DIVISION



## Milwaukee Admirals

Owner/CEO.....Harris Turer  
 President.....Jon Greenberg  
 Head Coach.....Karl Taylor  
 VP/ Communications.....Charlie Larson  
 Arena.....UW Milwaukee Panther Arena  
 Capacity.....9,591

1001 N. Fourth St. - Milwaukee, WI 53203 - (414) 227-0550

### Series Quick Facts

All-Time Leading Scorer: Brandon Pirri (12g-18a-30pts)  
 All-Time Leading Scorer vs.: Frederick Gaudreau (17g-11a-28pts)

Last Shutout: Mike Leighton (12/4/14 at RFD, 4-0, 19 saves)  
 Last Shutout vs.: Troy Grosenick (1/10/20 at MIL, 0-2 L, 26 saves)

Most Goals/Game: 7 (4/16/16 at RFD, 7-1 W)  
 Most Goals Allowed/Game: 8, (3/23/19 at RFD, 2-8 L)

Longest Winning Streak: 9 games (1/22/11-4/13/12)  
 Longest Losing Streak: 7 games (1/10/20-present)



AHL Affiliate of the  
 Nashville Predators

### All-Time Season Results

Regular Season				Regular Season			
Year	Home	Road	Total	Year	Home	Road	Total
07-08	3-2-0-0	3-2-0-0	6-4-0-0	18-19	1-5-0-0	4-1-0-1	5-6-0-1
08-09	1-3-0-1	3-2-0-0	4-5-0-1	19-20	1-4-0-0	0-3-1-0	1-7-1-0
09-10	2-3-0-0	2-3-0-0	4-6-0-0	<b>Totals</b>	<b>29-34-4-5</b>	<b>34-28-4-5</b>	<b>63-62-8-10</b>
10-11	2-1-1-1	3-2-0-0	5-3-1-1				
11-12	6-0-0-0	4-1-0-1	10-1-0-1				
12-13	3-3-0-0	4-1-1-0	7-4-1-0				
13-14	3-3-0-0	1-4-0-1	4-7-0-1				
14-15	2-3-1-0	3-3-0-0	5-6-1-0				
15-16	3-1-1-1	3-1-1-1	6-2-2-2				
16-17	2-2-1-1	2-3-1-0	4-5-2-1				
17-18	0-4-0-1	2-2-0-1	2-6-0-2				

### Postseason

Year	Home	Road	Total
2009	0-2	0-2	0-4

### 2021-22 Schedule

Date	Location	Time
11/26	vs. MIL	7 PM
11/28	vs. MIL	4 PM
12/1	at MIL	7 PM
12/21	vs. MIL	7 PM
12/30	at MIL	6 PM
1/8	at MIL	6 PM
1/28	at MIL	7 PM
2/2	vs. MIL	7 PM
2/16	at MIL	7 PM
3/11	at MIL	7 PM
3/20	vs. MIL	4 PM
3/29	vs. MIL	7 PM

### 2020-21 Recap

Date	Location	Result	Score
No Meetings			

(Milwaukee Opted Out of 20-21 Season)

## Texas Stars



General Manager.....Scott White  
 Head Coach.....Neil Graham  
 Dir. of Broadcasting/Media Relations.....Brian Tosti  
 Arena.....H-E-B Center  
 Capacity.....6,863

2100 Avenue of the Stars - Cedar Park, TX 78613 - (512) 467-8277/(512) 600-5089

### Series Quick Facts

All-Time Leading Scorer: Mark McNeill (7g-8a-15pts)  
 All-Time Leading Scorer vs.: Travis Morin (7g-29a-36pts)

Last Shutout: Carter Hutton (1/16/12 at RFD, 31 saves)  
 Last Shutout vs.: Landon Bow (1/22/20 at RFD, 29 saves, 0-1 L)  
 Most Goals/Game: 8 (12/8/10 at RFD, 8-5 W)  
 Most Goals Allowed/Game: 8 (12/9/16 at RFD, 4-8 L)

Longest Winning Streak: 4 games, Twice (Last: 3/31/17-4/6/18)  
 Longest Losing Streak: 4 games, Twice (Last: 11/16/18-2/12/19)



AHL Affiliate of the  
 Dallas Stars

### 2021-22 Schedule

Date	Location	Time
10/28	at TX	7 PM
10/30	at TX	7 PM
12/17	at TX	7 PM
12/18	at TX	7 PM
1/21	vs. TX	7 PM
1/22	vs. TX	6 PM
2/26	vs. TX	6 PM
2/27	vs. TX	4 PM

### 2020-21 Recap

Date	Location	Result	Score
No Meetings			

### All-Time Season Results

Regular Season			
Year	Home	Road	Total
09-10	0-3-1-0	2-1-1-0	2-4-2-0
10-11	2-0-0-1	1-1-1-0	3-1-1-1
11-12	1-1-0-0	1-1-0-0	2-2-0-0
12-13	0-2-0-0	2-0-0-0	2-2-0-0
13-14	1-0-0-0	1-0-0-0	2-0-0-0
14-15	2-0-0-0	2-0-0-0	4-0-0-0
15-16	0-2-0-0	2-0-0-0	2-2-0-0
16-17	2-0-0-0	0-1-0-1	2-1-0-1
17-18	2-0-0-0	1-1-0-0	3-1-0-0
18-19	2-1-1-0	1-2-0-1	3-3-1-1
19-20	2-1-0-0	2-0-0-1	4-1-0-1
<b>Totals</b>	<b>14-10-2-1</b>	<b>15-7-2-3</b>	<b>28-17-4-4</b>

### Postseason

Year	Home	Road	Total
2010	0-2	0-2	0-4
2015	1-0	2-0	3-0
2018	2-1	0-3	2-4

# AHL OPPONENTS: PACIFIC DIVISION



## Bakersfield Condors

Owner.....Daryl Katz  
 President.....Matthew Riley  
 Head Coach.....Jay Woodcroft  
 Dir. Media Relations and Broadcasting .....Ryan Holt  
 Arena.....Mechanics Bank Arena  
 Capacity.....10,400

1001 Truxtun Avenue-Bakersfield, CA 93301-(661) 324-7825

### Series Quick Facts

All-Time Leading Scorer: Three Players Tied (2pts)  
 All-Time Leading Scorer vs.: Ty Rattie, Grayson Downing (3pts)

Last Shutout: N/A  
 Last Shutout vs.: N/A

Most Goals/Game: 4 (1/23/18 at RFD, 4-1 W)  
 Most Goals Allowed/Game: 3 (1/13/18 at BAK, 3-2 OTL)

Longest Winning Streak: N/A  
 Longest Losing Streak: N/A



AHL Affiliate of the  
 Edmonton Oilers

### 2021-22 Schedule

Date	Location	Time
No Games Scheduled		

### 2020-21 Recap

Date	Location	Result	Score
No Meetings			

### All-Time Season Results

Year	Regular Season		Total
	Home	Road	
17-18	1-0-0-0	0-0-1-0	1-0-1-0
Totals	1-0-0-0	0-0-1-0	1-0-1-0

## Colorado Eagles



CEO.....Martin Lind  
 President/GM.....Chris Stewart  
 General Manager.....Craig Billington  
 Head Coach.....Greg Cronin  
 Media Relations Director & Broadcaster.....Kevin McGlue  
 Arena.....Budweiser Events Center  
 Capacity.....7,200

5290 Arena Circle, Loveland, CO 80538 - (970) 686-7468

### Series Quick Facts

All-Time Leading Scorer: N/A  
 All-Time Leading Scorer vs.: N/A

Last Shutout: N/A  
 Last Shutout vs.: N/A

Most Goals/Game: N/A  
 Most Goals Allowed/Game: N/A

Longest Winning Streak: N/A  
 Longest Losing Streak: N/A



AHL Affiliate of the Colorado Avalanche

### 2021-22 Schedule

Date	Location	Time
No Games Scheduled		

### 2020-21 Recap

Date	Location	Result	Score
No Meetings			

### All-Time Season Results

Year	Regular Season		Total
	Home	Road	
No All-Time Meetings			

Year	Postseason		Total
	Home	Road	
No Postseason Meetings			

# AHL OPPONENTS: PACIFIC DIVISION

## HENDERSON SILVER KNIGHTS



General Manager.....	Kelly McCrimmon
Head Coach.....	Emanuel Viveiros
Arena.....	Orleans Arena
Capacity.....	7,773

### Series Quick Facts

All-Time Leading Scorer: N/A  
 All-Time Leading Scorer vs.: N/A

Last Shutout: N/A  
 Last Shutout vs.: N/A

Most Goals/Game: N/A  
 Most Goals Allowed/Game: N/A

Longest Winning Streak: N/A  
 Longest Losing Streak: N/A

### 2021-22 Schedule

Date	Location	Time
12/10	vs. HEN	7 PM
12/11	vs. HEN	6 PM
4/4	at HEN	9 PM
4/5	at HEN	9 PM

### 2020-21 Recap

Date	Location	Result	Score
<i>No Meetings</i>			

### All-Time Season Results

#### Regular Season

Year	Home	Road	Total
<i>No All-Time Meetings</i>			

#### Postseason

Year	Home	Road	Total
<i>No Postseason Meetings</i>			



AHL Affiliate of the Vegas Golden Knights

## Ontario Reign



President.....	Darren Abbott
General Manager.....	Richard Seeley
Head Coach.....	John Wroblewski
Communications/Content.....	Zach Dooley
Arena.....	Toyota Arena
Capacity.....	9,736

901 Via Piemonte Suite 370 Ontario, CA 91764 (909) 941-7825

### Series Quick Facts

All-Time Leading Scorer: Five Players Tied (3pts)  
 All-Time Leading Scorer vs.: Mike Amadio (0g-6a-6 pts)

Last Shutout: N/A  
 Last Shutout vs.: N/A

Most Goals/Game: 5 (1/10/18 at ONT, 5-2 W)  
 Most Goals Allowed/Game: 5 (2/26/17 at ONT, 4-5 L)

Longest Winning Streak: 2 (current)  
 Longest Losing Streak: 2 (11/13/16-2/26/17)

### 2021-22 Schedule

Date	Location	Time
<i>No Games Scheduled</i>		

### 2020-21 Recap

Date	Location	Result	Score
<i>No Meetings</i>			

### All-Time Season Results

#### Regular Season

Year	Home	Road	Total
16-17	0-1-0-0	0-1-0-0	0-2-0-0
17-18	1-0-0-0	1-0-0-0	2-0-0-0
<b>Totals</b>	<b>1-1-0-0</b>	<b>1-1-0-0</b>	<b>2-2-0-0</b>

#### Postseason

Year	Home	Road	Total
<i>No Postseason Meetings</i>			



AHL Affiliate of the Los Angeles Kings

# AHL OPPONENTS: PACIFIC DIVISION

## San Diego Gulls



General Manager.....	Bob Ferguson
Dir. Hockey Operations.....	Jillian Reddin
Head Coach.....	Kevin Dineen
Dir. Communications & Broadcasting.....	Steve Brown
Arena.....	Pechanga Area
Capacity.....	12,920

7676 Hazard Center Dr. Suite 1075 San Diego, CA 92108 (619) 359-4700

### Series Quick Facts

All-Time Leading Scorer:	Kyle Baun (2g-0a-2pts)
All-Time Leading Scorer vs.:	Brandon Montour (3g-0a-3pts)
Last Shutout:	N/A
Last Shutout vs.:	N/A
Most Goals/Game:	2 (1/13 at RFD, 2-3 OTL, and 2/25 at SD, 2-3 L)
Most Goals Allowed/Game:	3 (1/13 at RFD, 2-3 OTL, and 2/25 at SD, 2-3 L)
Longest Winning Streak:	N/A
Longest Losing Streak:	2 (current)



AHL Affiliate of the Anaheim Ducks

### 2021-22 Schedule

Date	Location	Time
<i>No Games Scheduled</i>		

### 2020-21 Recap

Date	Location	Result	Score
<i>No Meetings</i>			

### All-Time Season Results

Year	Regular Season		
	Home	Road	Total
16-17	0-0-1-0	0-1-0-0	0-1-1-0
<b>Totals</b>	<b>0-0-1-0</b>	<b>0-1-0-0</b>	<b>0-1-1-0</b>

### Postseason

Year	Home	Road	Total
<i>No Postseason Meetings</i>			

## San Jose Barracuda



COO.....	John Tortora
Vice President/Governor.....	Jon Gustafson
General Manager.....	Joe Will
Head Coach.....	Roy Sommer
Arena.....	SAP Center
Capacity.....	17,562

525 W Santa Clara St. San Jose, CA 95113 (408) 287-7070

### Series Quick Facts

All-Time Leading Scorer:	Tanner Kero (4g-1a-5pts)
All-Time Leading Scorer vs.:	Micheal Haley (2g-2s-4pts)
Last Shutout:	N/A
Last Shutout vs.:	N/A
Most Goals/Game:	5 (3/31/18 at RFD, 5-3 W)
Most Goals Allowed/Game:	5 (1/15/16 at RFD, 2-5 L)
Longest Winning Streak:	2 (current)
Longest Losing Streak:	1 (1/15/15)

### 2021-22 Schedule

Date	Location	Time
<i>No Games Scheduled</i>		

### 2020-21 Recap

Date	Location	Result	Score
<i>No Meetings</i>			

### All-Time Season Results

Year	Regular Season		
	Home	Road	Total
15-16	0-1-0-0	1-0-0-0	1-1-0-0
16-17	<i>No Games Scheduled</i>		
17-18	1-0-0-0	1-0-0-0	2-0-0-0
18-19	<i>No Games Scheduled</i>		
19-20	<i>No Games Scheduled</i>		
<b>Totals</b>	<b>1-1-0-0</b>	<b>2-0-0-0</b>	<b>3-1-0-0</b>



AHL Affiliate of the San Jose Sharks

# AHL OPPONENTS: PACIFIC DIVISION



## Stockton Heat

Head Coach.....	Cail MacLean
Director, Communications/Media.....	Brandon Weiss
Arena.....	Stockton Arena
Capacity.....	9,737

248 West Fremont Street-Stockton, CA 95203 - (209) 373-1400

### Series Quick Facts

<b>All-Time Leading Scorer:</b>	Viktor Svedberg (1g-1a-2pts)
<b>All-Time Leading Scorer vs.:</b>	Kenny Agostino (0g-2a-3pts)
<b>Last Shutout:</b>	Michael Leighton (1/16/16 at RFD, 23 saves)
<b>Last Shutout vs.:</b>	Jon Gillies (10/10/15 at STK, 19 saves)
<b>Most Goals/Game:</b>	3 (1/16/16 at RFD, 3-0 W)
<b>Most Goals Allowed/Game:</b>	7 (10/10/15 at STK, 0-7 L)
<b>Longest Winning Streak:</b>	1 game (1/16/15- Present)
<b>Longest Losing Streak:</b>	1 game (10/10/15)



AHL Affiliate of the  
Calgary Flames

### 2021-22 Schedule

Date	Location	Time
No Games Scheduled		

### 2020-21 Recap

Date	Location	Result	Score
No Meetings			

### All-Time Season Results

#### Regular Season

Year	Home	Road	Total
15-16	1-0-0-0	0-1-0-0	1-1-0-0
16-17	No Games Played		
17-18	No Games Played		
18-19	No Games Played		
19-20	No Games Played		
<b>Totals</b>	<b>1-0-0-0</b>	<b>0-1-0-0</b>	<b>1-1-0-0</b>

## Tucson Roadrunners



President.....	Bob Hoffman
General Manager.....	Steve Sullivan
Head Coach.....	Jay Varday
Manager, Media Relations.....	Adrian Denny
Arena.....	Tucson Arena
Capacity.....	7,440

175 West Broadway Blvd. Tucson, AZ 85701 (866) 77-HOCKEY

### Series Quick Facts

<b>All-Time Leading Scorer:</b>	Anthony Louis, Jordan Schroeder, Carl Dahlstrom, Dylan Sikura (4 points)
<b>All-Time Leading Scorer vs.:</b>	Emil Pettersson, Robbie Russon, Hudson Fasching (3 points)
<b>Last Shutout:</b>	N/A
<b>Last Shutout vs.:</b>	N/A
<b>Most Goals/Game:</b>	5 (10/20/18 at TUC, 5-3 W)
<b>Most Goals Allowed/Game:</b>	5 (4/6/19 vs. TUC, 3-5 L)
<b>Longest Winning Streak:</b>	2 (10/20/18-2/8/19)
<b>Longest Losing Streak:</b>	1 (Current, 2/9/19)

### 2021-22 Schedule

Date	Location	Time
4/1	at TUC	9 PM
4/2	at TUC	9 PM
4/9	vs. TUC	6 PM
4/10	vs. TUC	4 PM

### 2020-21 Recap

Date	Location	Result	Score
No Meetings			

### All-Time Season Results

#### Regular Season

Year	Home	Road	Total
18-19	1-1-0-0	1-0-1-0	2-1-1-0
19-20	No Games Scheduled		
<b>Totals</b>	<b>1-1-0-0</b>	<b>1-0-1-0</b>	<b>2-1-1-0</b>



AHL Affiliate of the  
Arizona Coyotes

# AHL OPPONENTS: NORTH DIVISION



## Belleville Senators

265 Cannifton Rd. Belleville, Ontario, CA K8N 4V8  
+1 (613) 967-8067

Chief Operating Officer.....Rob Mullenwey  
General Manager.....Pierre Dorion  
Head Coach.....Troy Mann  
Sr. Coord., Communications.....Matt Tidcombe  
Arena.....CAA Arena  
Capacity.....4,400

### 2021-22 Schedule

Date	Location	Time
No Games Scheduled		

### 2020-21 Recap

Date	Location	Result	Score
No Meetings			

### All-Time Season Results

#### Regular Season

Year	Home	Road	Total
19-20	0-1-0-0	0-1-0-0	0-2-0-0
<b>Total</b>	<b>0-1-0-0</b>	<b>0-1-0-0</b>	<b>0-2-0-0</b>

#### Postseason

Year	Home	Road	Total
No Postseason Meetings			

### Series Quick Facts

**All-Time Leading Scorer:** N. Beaudin, J. Quenneville, J. Cramarossa, R. Johnson, T. Sikura, B. Youds (1 pt)  
**All-Time Leading Scorer vs.:** J. Norris, D. Batherson (3 pts)  
**Last Shutout:** N/A  
**Last Shutout vs.:** Filip Gustavsson (1/20/20 at RFD, 23 saves, 0-3 L)  
**Most Goals/Game:** 2 (12/13/19 at BEL, 2-5 L)  
**Most Goals Allowed/Game:** 5 (12/13/19 at BEL, 2-5 L)  
**Longest Winning Streak:** N/A  
**Longest Losing Streak:** 2 games (12/13/29-present)



AHL Affiliate of the  
Ottawa Senators

## Cleveland Monsters



Chairman.....Dan Gilbert  
CEO, CLE Cavaliers/Rocket Mortgage FieldHouse.....  
Len Komoroski  
Head Coach.....Mike Eaves  
Business Ops. Advisor.....Pam Frasco  
Arena.....Rocket Mortgage FieldHouse  
Capacity.....20,056

Rocket Mortgage FieldHouse Cleveland, OH 44115 - (216) 420-0000/(216) 420-2298

### 2021-22 Schedule

Date	Location	Time
1/14	vs. CLE	7 PM
1/15	vs. CLE	6 PM
3/13	at CLE	2 PM
3/15	at CLE	6 PM

### 2020-21 Recap

Date	Location	Result	Score
2/22	at RFD	L	3-7
2/23	at RFD	W	3-2
2/27	at CLE	L	3-6

### Series Quick Facts

**All-Time Leading Scorer:** Jeremy Morin, Mark McNeill, Ville Pokka (14 pts)  
**All-Time Leading Scorer vs.:** Alex Broadhurst (7g-13a-20pts)  
**Last Shutout:** J.F. Berube (11/19/18 at CLE, 37 svs, 4-0 W)  
**Last Shutout vs.:** Veini Vehvilainen (10/26/19 at CLE, 29 saves, 0-5 L)  
**Most Goals/Game:** 6 (11/3/12 at RFD, 6-3 W)  
**Most Goals Allowed/Game:** 7, Several: Last (2/22/21 at RFD, 3-7 L)  
**Longest Winning Streak:** 4 games (4/1/09-2/5/10)  
**Longest Losing Streak:** 4 games (12/2/11-4/7/12)

### All-Time Season Results

#### Regular Season

Year	Home	Road	Total
07-08	0-2-0-0	2-0-0-0	2-2-0-0
08-09	0-1-0-0	1-0-0-0	1-1-0-0
09-10	3-0-0-0	2-1-0-0	5-1-0-0
10-11	2-1-0-0	2-0-1-0	4-1-1-0
11-12	0-2-0-0	0-2-0-0	0-4-0-0
12-13	2-0-0-0	2-0-0-0	4-0-0-0
13-14	2-0-0-0	1-1-0-0	3-1-0-0
14-15	3-0-1-0	2-2-0-0	5-2-1-0
15-16	4-0-0-0	0-3-1-0	4-3-1-0
16-17	3-1-0-0	1-3-0-0	4-4-0-0
17-18	1-3-0-0	2-1-0-1	3-4-0-1
18-19	1-1-0-0	0-2-0-0	1-3-0-0
19-20	1-1-0-0	0-2-0-0	1-3-0-0
20-21	1-1-0-0	0-1-0-0	1-2-0-0
<b>Total</b>	<b>23-13-1-0</b>	<b>15-18-2-1</b>	<b>38-31-3-1</b>

#### Postseason

Year	Home	Road	Total
2016	0-2-0-0	0-1-0-0	0-3-0-0



AHL Affiliate of the Columbus Blue Jackets

# AHL OPPONENTS: NORTH DIVISION



## Laval Rocket

1950 Rue Claude-Gagné Laval, QC H7N 5H9 (855) 595-2200

Governor/VP Hockey Ops.....John Sedgwick  
 Head Coach.....Joël Bouchard  
 Manager, Communications.....Charles Saindon-Courtois  
 Arena.....Place Bell  
 Capacity.....10,000

2021-22 Schedule		
Date	Location	Time
No Games Scheduled		

2020-21 Recap			
Date	Location	Result	Score
No Meetings			

### Series Quick Facts

All-Time Leading Scorer: Philip Holm (1g-1a-2pts)  
 All-Time Leading Scorer vs.: Charles Hudon (2g-1a-3pts)  
 Last Shutout: N/A  
 Last Shutout vs.: N/A  
 Most Goals/Game: 3 (12/17/19 at LAV, 3-2 SOW)  
 Most Goals Allowed/Game: 3 (10/14/19 at RFD, 1-3 L)  
 Longest Winning Streak: 1 games (12/17/19)  
 Longest Losing Streak: 1 game (10/14/19)

### All-Time Season Results

Regular Season				
Year	Home	Road	Total	
19-20	0-1-0-0	1-0-0-0	1-1-0-0	
<b>Totals</b>	<b>0-1-0-0</b>	<b>1-0-0-0</b>	<b>1-1-0-0</b>	

Postseason				
Year	Home	Road	Total	
No Postseason Meetings				



AHL Affiliate of the  
Montreal Canadiens

## Rochester Americans

One War Memorial Square Rochester, NY 14614  
 (585) 454-5335/(585) 454-3954



Owner/CEO.....Terrence Pegula  
 President.....Kim Pegula  
 Head Coach.....Seth Appert  
 Sr. Director of Public Relations.....Warren Kosel  
 Arena.....Blue Cross Arena  
 Capacity.....10,669

2021-22 Schedule		
Date	Location	Time
No Games Scheduled		

2020-21 Recap			
Date	Location	Result	Score
No Meetings			

### All-Time Season Results

Regular Season				
Year	Home	Road	Total	
07-08	1-0-0-0	0-1-0-0	1-1-0-0	
08-09	1-0-0-0	1-0-0-0	2-0-0-0	
13-14	1-0-0-0	0-1-0-0	1-1-0-0	
14-15	1-0-0-0	0-1-0-0	1-1-0-0	
<b>Total</b>	<b>4-0-0-0</b>	<b>1-3-0-0</b>	<b>5-3-0-0</b>	

Postseason				
Year	Home	Road	Total	
No Postseason Meetings				



AHL Affiliate of the  
Buffalo Sabres



## Syracuse Crunch

800 South State Street Syracuse, NY 13202  
 (315) 473-4444/(315) 473-4449

President/C.E.O./Governor.....Howard Dolgon  
 General Manager.....Stacy Roest  
 Head Coach.....Benoit Groulx  
 Dir. Public Relations.....Meghan Cahill  
 Arena.....Upstate Medical Arena at The Oncenter War Memorial  
 Capacity.....6,159

2021-22 Schedule		
Date	Location	Time
No Games Scheduled		

2020-21 Recap			
Date	Location	Result	Score
No Meetings			

### All-Time Season Results

Regular Season				
Year	Home	Road	Total	
07-08	1-0-0-0	1-0-0-0	2-0-0-0	
08-09	0-1-0-0	1-0-0-0	1-1-0-0	
<b>Total</b>	<b>1-1-0-0</b>	<b>2-0-0-0</b>	<b>3-1-0-0</b>	

Postseason				
Year	Home	Road	Total	
No Postseason Meetings				



AHL Affiliate of the  
Tampa Bay Lightning

### Series Quick Facts

All-Time Leading Scorer: Evan Bropehey, Martin St. Pierre (1g-2a-3pts)  
 All-Time Leading Scorer vs.: Jonathan Sigalet (2g-1a-3pts)  
 Most Goals/Game: 3 (4/3/09 at SYR, 3-2 SOW)  
 Most Goals Allowed/Game: 3 (11/1/08 at RFD, 2-3 L)  
 Last Shutout: N/A  
 Last Shutout vs.: N/A  
 Longest Winning Streak: 2 games (11/7/07-12/5/07)  
 Longest Losing Streak: 1 game (11/1/08)

# AHL OPPONENTS: NORTH DIVISION



## Toronto Marlies

General Manager/Governor.....	Laurence Gilman
Director of Hockey Ops./Ait. Governor.....	Mike Dixon
Head Coach.....	Greg Moore
Media Relations Coordinator.....	Kate Bascom
Arena.....	Coca-Cola Coliseum
Capacity.....	7,851

45 Manitoba Dr. Toronto, ON M6K 3C3 - (416) 597-PUCK

### Series Quick Facts

All-Time Leading Scorer:	Jeremy Morin (5g-1a-6pts)
All-Time Leading Scorer vs.:	Joe Colborne (2g-7a-9pts)
Last Shutout:	Corey Crawford (1/10/09, 24 saves, 1-0 W)
Last Shutout vs.:	Antoine Bibeau (10/19/14, 33 saves, 1-0 SOW)
Most Goals/Game:	5 (10/11/09 at TOR, 5-3 W, 11/18/07 at TOR, 5-3 W)
Most Goals Allowed/Game:	5 (1/7/11 at RFD, 1-5 L, 1/5/13 at TOR, 2-5 L)
Longest Winning Streak:	6 games (11/18/07-1/6/10)
Longest Losing Streak:	5 games (1/7/11-1/5/13)

### 2021-22 Schedule

Date	Location	Time
No Games Scheduled		

### 2020-21 Recap

Date	Location	Result	Score
No Meetings			

### All-Time Season Results

Year	Regular Season			Total
	Home	Road		
07-08	1-0-0-0	1-0-0-0		2-0-0-0
08-09	1-0-0-0	1-0-0-0		2-0-0-0
09-10	1-0-0-0	1-0-0-0		2-0-0-0
10-11	0-1-0-0	0-0-0-1		0-1-0-1
11-12	0-1-0-0	0-0-1-0		0-1-1-0
12-13	1-0-0-0	0-1-0-0		1-1-0-0
13-14	0-1-0-0	1-0-0-0		1-1-0-0
14-15	0-1-0-0	0-0-0-1		0-1-0-1
19-20	1-0-0-0	1-0-0-0		2-0-0-0
<b>Total</b>	<b>4-4-0-0</b>	<b>4-1-1-2</b>		<b>8-5-1-2</b>

### Postseason

Year	Home	Road	Total
No Postseason Meetings			



AHL Affiliate of the Toronto Maple Leafs

## Utica Comets



President.....	Robert Esche
Head Coach.....	Trent Cull
VP, Communications.....	Lindsay Mogle
Arena.....	Adirondack Bank Center
Capacity.....	3,815

400 Oriskany W. St. - Utica, New York 13502 - (315)-790-9070

### Series Quick Facts

All-Time Leading Scorer:	Alex Broadhurst (2g-2a-4pts)
All-Time Leading Scorer vs.:	Nicklas Jensen (3g-0a-3pts)
Last Shutout:	Scott Darling (1/24/15, 31 saves, 3-0 W)
Last Shutout vs.:	N/A
Most Goals/Game:	5, (2/9/14 at RFD, 5-4 OTW)
Most Goals Allowed/Game:	4, (2/9/14 at RFD, 5-4 OTW)
Longest Winning Streak:	2 games (2/1/14-1/24/15)
Longest Losing Streak:	1 game (3/28/15)

### 2021-22 Schedule

Date	Location	Time
No Games Scheduled		

### 2020-21 Recap

Date	Location	Result	Score
No Meetings			

### All-Time Season Results

Year	Regular Season			Total
	Home	Road		
13-14	1-0-0-0	1-0-0-0		2-0-0-0
14-15	1-0-0-0	0-1-0-0		1-1-0-0
<b>Totals</b>	<b>2-0-0-0</b>	<b>1-1-0-0</b>		<b>3-1-0-0</b>

### Postseason

Year	Home	Road	Total
No Postseason Meetings			



AHL Affiliate of the New Jersey Devils



# AHL OPPONENTS: ATLANTIC DIVISION



## Bridgeport Islanders

600 Main Street Bridgeport, CT 06604  
(203) 334-GOAL/(203) 335-1719

Co-Owner/Governor.....	Scott Malkin
General Manager.....	Chris Lamoriello
Head Coach.....	Brent Thompson
Communications Manager/Broadcaster.....	Alan Fuehring
Arena.....	Webster Bank Arena
Capacity.....	8,525



AHL Affiliate of the  
New York Islanders

### 2021-22 Schedule

Date	Location	Time
No Games Scheduled		

### 2020-21 Recap

Date	Location	Result	Score
No Meetings			

### All-Time Season Results

Regular Season				
Year	Home	Road	Total	
No Regular Season Meetings				
Postseason				
Year	Home	Road	Total	
No Postseason Meetings				



## Charlotte Checkers

Owner/CEO/Governor.....	Michael A. Kahn
COO/Alternate Governor.....	Tara Black
Head Coach.....	TBA
Vice President of Communications.....	Paul Braneky
Arena.....	Bojangles' Coliseum
Capacity.....	9,605

2700 E. Independence Blvd. Charlotte, NC 28205 - (704) 342-4423/(704) 377-4595

### Series Quick Facts

<b>All-Time Leading Scorer:</b>	Brandon Pirri (5g-9a-14pts)
<b>All-Time Leading Scorer vs.:</b>	Chris Terry (4g-9a-13pts)
<b>Last Shutout:</b>	Lars Johansson (11/12/16 at RFD, 28 saves, 3-0 W)
<b>Last Shutout vs.:</b>	Alex Nedeljkovic (2/18/17 at RFD, 32 saves, 0-2 L)
<b>Most Goals/Game:</b>	5: Several (4/15/15 at RFD, 5-1 W)
<b>Most Goals Allowed/Game:</b>	6: (3/12/16 at CHA, 3-6 L)
<b>Longest Winning Streak:</b>	4 games (10/21/12-10/26/2013)
<b>Longest Losing Streak:</b>	3 games ( 11/20/11-1/26/12, 4/10/12-10/20/13)



AHL Affiliate of the  
Florida Panthers and Seattle Kraken

### 2021-22 Schedule

Date	Location	Time
No Games Scheduled		

### 2020-21 Recap

Date	Location	Result	Score
No Meetings			

### All-Time Season Results

Regular Season				
Year	Home	Road	Total	
11-12	0-2-0-2	2-1-0-1	2-3-0-3	
12-13	1-1-0-0	2-0-0-0	3-1-0-0	
13-14	2-2-0-0	2-1-1-0	4-3-1-0	
14-15	1-0-0-1	1-1-0-0	2-1-0-1	
15-16	3-0-0-1	1-2-1-0	4-2-1-1	
16-17	1-1-0-0	0-2-0-0	1-3-0-0	
<b>Totals</b>	<b>8-6-0-4</b>	<b>8-7-2-1</b>	<b>16-13-2-5</b>	

### Postseason

Year	Home	Road	Total	
No Postseason Meetings				



## Hartford Wolf Pack

One Civic Center Plaza Hartford, CT 06103  
(860) 249-6333/(860) 241-4226

General Manager.....	Chris Drury
Head Coach.....	Kris Knoblauch
Dir. Broadcasting & Public Relations.....	Bob Crawford
Arena.....	XL Center
Capacity.....	15,635



AHL Affiliate of the  
New York Rangers

### 2021-22 Schedule

Date	Location	Time
No Games Scheduled		

### 2020-21 Recap

Date	Location	Result	Score
No Meetings			

### All-Time Season Results

Regular Season				
Year	Home	Road	Total	
No Regular Season Meetings				
Postseason				
Year	Home	Road	Total	
No Postseason Meetings				

# AHL OPPONENTS: ATLANTIC DIVISION



## Hershey Bears

550 West Hersheypark Dr. Hershey, PA 17033  
(717) 534-3380/(717) 534-3383

President/C.E.O.....	John Lawn
VP, Hockey Ops.....	Bryan Helmer
Head Coach.....	Spencer Carbery
Communications/PR.....	Zack Fisch
Arena.....	Giant Center
Capacity.....	10,500

### Series Quick Facts

All-Time Leading Scorer: Jordan Schroeder, Matheson Iacopelli (3pts)  
All-Time Leading Scorer vs.: Several Tied (2pts)

Last Shutout: J.F. Berube (10/22/17 at RFD, 23 saves, 5-0 W)  
Last Shutout vs.: N/A

Most Goals/Game: 5 (10/22/17 at RFD, 5-0 W)  
Most Goals Allowed/Game: 3 (2/28/18 at HER, 4-3 OTW)

Longest Winning Streak: 3 10/14/17-10/22/18  
Longest Losing Streak: N/A

### 2021-22 Schedule

Date	Location	Time
No Games Scheduled		

### 2020-21 Recap

Date	Location	Result	Score
No Meetings			

### All-Time Season Results

Regular Season				
Year	Home	Road	Total	
17-18	1-0-0-0	1-0-0-0	2-0-0-0	
18-19	1-0-0-0	0-0-0-1	1-0-0-1	
<b>Totals</b>	<b>2-0-0-0</b>	<b>1-0-0-1</b>	<b>3-0-0-1</b>	

Postseason				
Year	Home	Road	Total	
No Postseason Meetings				



AHL Affiliate of the Washington Capitals



## Lehigh Valley Phantoms

701 Hamilton St. Allentown, PA 18102  
(610) 224-4625

Co-Owner/Governer.....	Jim Brooks
Co-Owner/Governer.....	Rob Brooks
Head Coach.....	Scott Gordon
Public Relations Manager.....	Michael Ianniello
Arena.....	PPL Center
Capacity.....	8,420

### 2021-22 Schedule

Date	Location	Time
No Games Scheduled		

### 2020-21 Recap

Date	Location	Result	Score
No Meetings			

### All-Time Season Results

Regular Season				
Year	Home	Road	Total	
No Regular Season Meetings				
Postseason				
Year	Home	Road	Total	
No Postseason Meetings				



AHL Affiliate of the Philadelphia Flyers



## Providence Bruins

1 LaSalle Square Providence, RI 02903  
(401) 273-5000/(401) 273-5004

CEO.....	Jeff Fear
COO.....	Jeff Hagan
Head Coach.....	Jay Leach
Arena.....	Dunkin' Donuts Center Providence
Capacity.....	12,400

### Series Quick Facts

All-Time Leading Scorer: Martin St. Pierre (1g-3a-4pts)  
All-Time Leading Scorer vs.: Byron Bitz (0g-2a-2pts),  
Chris Collins, David Krejci (1g-1a-2pts)

Last Shutout: N/A  
Last Shutout vs.: N/A

Most Goals/Game: 5 (3/1/08 at RFD, 5-1 W)  
Most Goals Allowed/Game: 5 (11/30/07 at PRO, 4-5 SOL)  
Longest Losing Streak: 1 game (11/30/07)  
Longest Winning Streak: 1 game (3/1/08)

### 2021-22 Schedule

Date	Location	Time
No Games Scheduled		

### 2020-21 Recap

Date	Location	Result	Score
No Meetings			

### All-Time Season Results

Regular Season				
Year	Home	Road	Total	
07-08	1-0-0-0	0-0-0-1	1-0-0-1	
Postseason				
Year	Home	Road	Total	
No Postseason Meetings				



AHL Affiliate of the Boston Bruins

# AHL OPPONENTS: ATLANTIC DIVISION



## Springfield Thunderbirds

45 Bruce Landon Way Springfield, MA 01103  
(413) 739-GOAL

President.....	Nathan Costa
Head Coach.....	TBA
Mgr, Media/Community Relations & Broadcasting.....	Ryan Smith
Arena.....	Mass/Mutual Center
Capacity.....	6,866

### 2020-21 Schedule

Date	Location	Time
<i>No Games Scheduled</i>		

### 2020-21 Recap

Date	Location	Result	Score
<i>No Meetings</i>			

### All-Time Season Results

<i>Regular Season</i>			
Year	Home	Road	Total
<i>No Regular Season Meetings</i>			

<i>Postseason</i>			
Year	Home	Road	Total
<i>No Postseason Meetings</i>			



AHL Affiliate of the  
St. Louis Blues



## Wilkes-Barre/Scranton Penguins

40 Coal Street Wilkes-Barre, PA 18702  
(570) 208-7367/(570) 208-543

Ownership.....	Mario Lemieux and the Lemieux Group
CEO/Governor.....	Jeff Barrett
Head Coach.....	J.D. Forrester
Dir. of Broadcasting/Team Service.....	Nick Hart
Arena.....	Mohegan Sun Arena at Casey Plaza
Capacity.....	8,050

### 2021-22 Schedule

Date	Location	Time
<i>No Games Scheduled</i>		

### 2020-21 Recap

Date	Location	Result	Score
<i>No Meetings</i>			

### All-Time Season Results

<i>Regular Season</i>			
Year	Home	Road	Total
17-18	1-0-0-0	0-1-0-0	1-1-0-0
18-19	1-0-0-0	0-1-0-0	1-1-0-0
<b>Totals</b>	<b>2-0-0-0</b>	<b>0-2-0-0</b>	<b>2-2-0-0</b>

<i>Postseason</i>			
Year	Home	Road	Total
<i>No Postseason Meetings</i>			

### Series Quick Facts

**All-Time Leading Scorer:** Anthony Louis (2g-1a-3pts)  
**All-Time Leading Scorer vs.:** Adam Johnson, Ethan Prow, Jarrett Burton (3 points)

**Last Shutout:** Collin Delia (3/3/18 at RFD, 34 saves, 3-0 W)  
**Last Shutout vs.:** N/A

**Most Goals/Game:** 3 Twice: Last (3/3/18 at RFD, 3-0 W)  
**Most Goals Allowed/Game:** 6 (2/23/18 at WBS, 3-6 L)

**Longest Winning Streak:** 2 game (3/3/18-2/6/19)  
(3-0 W on 3/3/18 in 17-18 season, 2-1 W on 2/6/19)

**Longest Losing Streak:** 1 game (2/24/19, 1-4 L at WBS)



AHL Affiliate of the Pittsburgh Penguins

# Media Information

## IceHogs Media Contacts

### **Joseph Zakrzewski**

Communications Coordinator and Broadcaster

(815) 847-6373 (office)

zakrzewskij@icehogs.com

### **Media Entrance**

All members of the working media must enter the BMO Harris Bank Center at the box office gate, found at the intersection of Elm St. and Main St. After entering the arena proceed to the elevator along the right side of the lobby area and take to floor three. Media members must pick up their credentials in the Press Box lobby area.

### **Credentials**

In order to gain access to the press areas of the BMO Harris Bank Center, members of the working media must obtain a valid credential from the AHL or the Rockford IceHogs. Requests for press credentials must be made to the IceHogs Communications Dept. at least 24 hours prior to the desired game or practice. A valid credential will grant the bearer access to the BMO Harris Bank Center, the Press Box and the locker room areas (per AHL guidelines).

Credentials must be visibly displayed at all times while inside the BMO Harris Bank Center to ensure proper access to media areas. All credentials are non-transferable and any unauthorized use will subject the bearer to ejection from the BMO Harris Bank Center and the possible forfeiture of the credential and future credential privileges.

### **Food Vouchers**

Members of the working media will be provided with a food voucher to be redeemed at select concession stand locations. Vouchers can be picked up with the press credential in the Press Box lobby area. Vendors will open 75 minutes prior to puck drop (5:45 p.m. for a 7 p.m. start time).

### **Press Box**

The Press Box can be accessed by taking the elevator along the right hand side of the box office lobby area to the third level of the arena. The seating area is equipped with electrical outlets and wireless internet. Phone lines will be available upon request. Media will also have access to game notes, rosters, press releases and statistics.

### **Locker Rooms**

The locker room areas are located on the ground level of the arena, through the set of doors along the back of the box office area.

### **Television and Radio Live Shots & Between Period Interviews**

Requests for all live television and radio interviews must be made no later than that day's morning skate and are subject to the approval of the IceHogs.

### **Practices**

IceHogs practices take place at the BMO Harris Bank Center and Riverview Ice House (324 N Madison St). For updated practice times and locations please contact the IceHogs Communications Dept.

### **Autographs & Personal Cameras**

In accordance with AHL rules, autographs of any kind and the use of personal cameras, including camera phones, are strictly prohibited at any time.