

BALTIMORE RAVENS GAME RELEASE

UNDER ARMOUR PERFORMANCE CENTER | 1 WINNING DRIVE | OWINGS MILLS, MD

PH: 410-701-4000 | BALTIMORERAVENS.COM | TWITTER: @RAVENS

WORLD CHAMPIONS: SUPER BOWL XXXV (2000) & SUPER BOWL XLVII (2012)



CINCINNATI BENGALS VS. BALTIMORE RAVENS



[4-2]

WEEK 7 – SUNDAY, OCT. 24, 2021

[5-1]

1 P.M. ET – M&T BANK STADIUM (70,745)

QUICK HITS

- X The Baltimore Ravens (5-1) play their first AFC North game of the season when they host the Cincinnati Bengals (4-2) in a matchup between the division's Top 2 teams. Baltimore has won five straight games since a Week 1 OT loss at Las Vegas, while Cincinnati has won three of its past four, including a 34-11 tilt last Sunday at Detroit.
- X The Ravens aim to begin a season 6-1 for the first time in franchise history. (Baltimore has now started 5-1 for the fourth time ever, also doing so in 2020, 2012 & 2000). Dating back to 2019, Baltimore is 9-0 in the month of October, marking the league's best such record during that span.
- X The Ravens lead the all-time series with Cincinnati, 27-23. Baltimore has won five straight, including a 38-3 game when the teams last met in Week 17 of 2020. In that game, the Ravens rushed for a team-record 404 yards, with **QB Lamar Jackson** throwing 3 TDs. Under head coach **John Harbaugh**, Baltimore is 14-12 vs. Cincy.
- X Baltimore dominated the Chargers in last week's 34-6 win at M&T Bank Stadium, holding them to 208 yards (including 26 rushing) and 4-of-16 on combined third/fourth downs. **S DeShon Elliott** registered 1 INT and 1 sack, while three different RBs (**Le'Veon Bell**, **Devonta Freeman** & **Latavius Murray**) each scored a rushing TD and helped Baltimore rack up 187 yards on the ground. **QB Mark Andrews** posted a game-high 68 yards and 1 TD on 5 catches.
- X This marks the Ravens' third-straight home game and the final contest before Baltimore has its bye in Week 8. The Ravens then return home to face Minnesota on Nov. 7.

UPCOMING SCHEDULE

- Wed. Oct. 20: 11:30 a.m. John Harbaugh & Player Podium Interviews
1:15 p.m. Practice / Media Viewing
- Thur. Oct. 21: 11:15 a.m. Coordinators & Player Podium Interviews
1:15 p.m. Practice / Media Viewing
- Fri. Oct. 22: 11:10 a.m. Practice / Media Viewing
12:50 p.m. John Harbaugh & Player Podium Interviews

CALLING THE ACTION

Television: CBS / WJZ Ch. 13 (Baltimore)

- Kevin Harlan (play-by-play) - Trent Green (analyst)
- Melanie Collins (sideline) - Ken Mack (prod.) - Suzanne Smith (dir.)

Local Radio: WBAL (1090 AM) & 98Rock (97.9 FM)

- Gerry Sandusky (play-by-play) - Femi Ayanbadejo (analyst)

National Radio: Compass Media Networks

- Gregg Daniels (play-by-play) - Brian Baldinger (analyst)

COACH HARBAUGH SAYS

COACH HARBAUGH ON THE RAVENS' WEEK 7 BATTLE VS. CINCINNATI :

"We have our hands full, and it's going to be an AFC North division showdown, and whoever wins is going to be leading the division at the midway point of the season. We understand that. But we've always understood that. With the Bengals, Browns and Steelers, all these games are like that no matter what. The records really don't matter. These are the kinds of games that you expect. We're excited about it, and we understand the challenge that's in front of us."

INJURY UPDATE

The Ravens have 16 players on Injured Reserve, including starters/standouts **TE Nick Boyle** (knee), **RB J.K. Dobbins** (knee), **RB Gus Edwards** (knee), **CB Marcus Peters** (knee), **T Ronnie Stanley** (ankle) and **DE Derek Wolfe** (back/hip). **WR Sammy Watkins** (thigh) missed last Sunday's game against the Chargers, while starters **C Bradley Bozeman** (back) and **RB Latavius Murray** (ankle) both left the LAC contest and did not return.

NOTE THE QUOTE

ESPN'S MIKE GREENBERG ON JOHN HARBAUGH & LAMAR JACKSON:

"Not only is Lamar [Jackson] a leading candidate for MVP – but how is John Harbaugh not the Coach of the Year so far? The Ravens had the worst August imaginable, and here they are. He's a great, great coach."

WHAT'S GOING ON?

ANDREWS ROLLING FOR RAVENS

468
RECEIVING YARDS
MOST AMONG
NFL TEs IN 2021
(TIED, TRAVIS KELCE)

34
RECEPTIONS
2ND MOST AMONG
NFL TEs IN 2021

13.8
YPC AVG.
BEST AMONG
NFL TEs IN 2021
(MIN. 20 CATCHES)

MOST TD CATCHES BY NFL TEs SINCE 2019		
Rk.	Tight End	TDs
1.	Mark Andrews	20
	Travis Kelce	20
3.	Jared Cook	18
4.	Darren Waller	14
5.	Robert Tonyan	13



X During the Ravens' current five-game winning streak, Andrews has tallied 31 receptions for 448 yards (14.5 ypc avg.) and 3 TDs.

RAVENS INFORMATION

2021 SCHEDULE [5-1]

Date	Opponent	Time/Result
Mon. Sept. 13	at Las Vegas Raiders	L, 27-33 (OT)
Sun. Sept. 19	Kansas City Chiefs	W, 36-35
Sun. Sept. 26	at Detroit Lions	W, 19-17
Sun. Oct. 3	at Denver Broncos	W, 23-7
Mon. Oct. 11	Indianapolis Colts	W, 31-25 (OT)
Sun. Oct. 17	Los Angeles Chargers	W, 34-6
Sun. Oct. 24	Cincinnati Bengals	1 p.m.
Sun. Oct. 31	Bye Week	
Sun. Nov. 7*	Minnesota Vikings	1 p.m.
Thurs. Nov. 11	at Miami Dolphins	8:20 p.m. (FOX/NFLN)
Sun. Nov. 21*	at Chicago Bears	1 p.m.
Sun. Nov. 28*	Cleveland Browns	8:20 p.m. (NBC)
Sun. Dec. 5*	at Pittsburgh Steelers	4:25 p.m.
Sun. Dec. 12*	at Cleveland Browns	1 p.m.
Sun. Dec. 19*	Green Bay Packers	1 p.m.
Sun. Dec. 26*	at Cincinnati Bengals	1 p.m.
Sun. Jan. 2*	Los Angeles Rams	4:25 p.m.
Sun. Jan. 9*	Pittsburgh Steelers	1 p.m.

* Flexible Scheduling Games All Times Eastern

NUMBERS TO RAVE ABOUT

.5 – Sacks **OLB Justin Houston** (99.5) needs to reach 100 for his career. With at least a half-sack, he'd become the 37th player in NFL history to reach the coveted 100 milestone.

4 – NFL defenders this season to record at least 1 sack *and* 1 INT in a single game: Ravens **S DeShon Elliott**, Bears LB Roquan Smith, Bills DE Greg Rousseau & Panthers LB Shaq Thompson. Last Sunday in the win vs. LAC, Elliott tallied 3 tackles, 1 sack, 1 INT (the first of his career) and 2 PD.

7 – Games in which the Ravens have held opponents to 7 points or fewer (including last Sunday vs. LAC) since **Don Martindale** became D.C. in 2018, tying NE for the NFL's most such instances.

2,078 – Combined yards (pass+rush) by **QB Lamar Jackson** (1,686 passing & 392 rushing), ranking as the NFL's second most, entering Week 7 (Tom Brady - 2,101).

MOST VICTORIES BY A QB BEFORE AGE 25 (SINCE 1970 MERGER)

Rk.	Player	Wins
1.	Lamar Jackson (Bal.)	35
2.	Dan Marino (Mia.)	34
3.	Drew Bledsoe (NE)	32
4.	Ben Roethlisberger (Pit.)	29

X Last Sunday vs. LAC, Lamar Jackson recorded his 35th regular season win as a starter, which are the most by a QB before the age of 25. (Jackson turns 25 on 1/7/22.) He is 35-8 as Baltimore's starter.



NOTE OF THE WEEK

Entering Week 7, the Ravens' defensive backs have posted a league-best 8 combined QB hits, including 3 each from **S DeShon Elliott** and **CB Tavon Young**. Baltimore's 38 overall QB hits rank sixth (tied, Ari.) in the NFL.

MOST TEAM QB HITS BY DBs 2021 SEASON

Rk.	Team	QB Hits
1.	Baltimore	8
2.	Dallas	6
	Miami	6
	NY Giants	6

MOST QB HITS BY DBs 2021 SEASON

Rk.	Player	QB Hits
1.	Jayron Kearse	4
2.	DeShon Elliott	3
	Tavon Young	3
	Four Other DBs	3

JACKSON'S TOUCHDOWNS

X QB Lamar Jackson has recorded either a rushing or passing TD in 42 straight games, marking the longest-active streak by an NFL QB. (Next best is Patrick Mahomes – 31.) Jackson's streak also ranks as the fifth longest in NFL history.

X Jackson has posted 96 total TDs (passing + rushing) through his first 43 career starts, the fifth most in league history.

MOST CONSECUTIVE GAMES WITH EITHER A RUSHING OR PASSING TOUCHDOWN / SINCE 1970 MERGER

Rk.	Player	Games	Start-End Date
1.	Drew Brees (NO)	54	W6 2009-W12 2012
2.	Tom Brady (NE)	52	W1 2010-W4 2013
3.	Peyton Manning (Ind./Den.)	51	W11 2010-W13 2014
4.	Drew Brees (NO)	45	W14 2012-W10 2015
5.	Lamar Jackson (Bal.)	42	W12 2018-present

MOST CONSECUTIVE GAMES WITH EITHER A RUSHING OR PASSING TOUCHDOWN / ACTIVE STREAKS

Rk.	Player	Games	Start-End Date
1.	Lamar Jackson (Bal.)	42	W12 2018-present
2.	Patrick Mahomes (KC)	31	W5 2019-present
3.	Ben Roethlisberger (Pit.)	21	W1 2020-present

MOST TOTAL TOUCHDOWNS (PASS + RUSH) FIRST 43 STARTS / NFL HISTORY

Rk.	Player	Total TDs	Pass	Rush
1.	Patrick Mahomes (KC)	113	107	6
2.	Dan Marino (Mia.)	101	99	2
3.	Kurt Warner (STL)	99	98	1
4.	Deshawn Watson (Hou.)	98	83	15
5.	Lamar Jackson (Bal.)	96	76	20

2021 AFC NORTH STANDINGS

Team	W	L	T	Home	Road	Div.	Con.	PF	PA	Strk
Baltimore	5	1	0	3-0	2-1	0-0	4-1	170	123	W5
Cincinnati	4	2	0	2-1	2-1	1-0	2-0	148	111	W1
Cleveland	3	3	0	2-1	1-2	0-0	1-2	156	151	L2
Pittsburgh	3	3	0	2-2	1-1	0-1	2-2	117	132	W2

RAVENS / BENGALS INFORMATION

2021 NFL RANKINGS

OFFENSE

Category	--Ravens--		--Bengals--	
	Stats	Rank	Stats	Rank
Total Offense	421.7	4	344.5	21
Rush Offense	155.2	4	106.2	20
Pass Offense	266.5	11	238.3	18
Points Per Game	28.3	7	24.7	11t
3rd-Down Off. %	37.7	23	40.5	15
4th-Down Off. %	75.0	2t	75.0	2t
Red Zone Off. (TD%)	71.4	5	83.3	3

DEFENSE

Category	--Ravens--		--Bengals--	
	Stats	Rank	Stats	Rank
Total Defense	359.3	18	331.0	8
Rush Defense	82.0	3	90.5	8
Pass Defense	277.3	25t	240.5	13
Points Per Game	20.5	7	18.5	5
3rd-Down Def. %	32.8	5	41.4	17
4th-Down Def. %	33.3	6t	44.4	13t
Red Zone Def. (TD%)	50.0	7t	52.6	10

TEAM

Category	--Ravens--		--Bengals--	
	Stats	Rank	Stats	Rank
Turnover Ratio	-2	17t	-2	17t
Penalties	35	8t	29	4
Penalty Yards	339	19	251	4

RAVENS-BENGALS HISTORY

- ✗ All-Time Regular Season: Ravens lead, 27-23
- ✗ Under John Harbaugh: Ravens are 14-12.

RAVENS-BENGALS SERIES HISTORY / SINCE 2012

Date	Winner	Score/Site	Attend.
09/10/12	Ravens	44-13 Bal.	71,064
12/30/12	Bengals	23-17 @ Cin.	61,565
11/10/13	Ravens	20-17 Bal. OT	70,992
12/29/13	Bengals	34-17 @ Cin.	62,406
09/07/14	Bengals	23-16 Bal.	70,925
10/26/14	Bengals	27-24 @ Cin.	55,711
09/27/15	Bengals	28-24 Bal.	70,970
01/03/16	Bengals	24-16 @ Cin.	57,254
11/27/16	Ravens	19-14 Bal.	70,903
01/01/17	Bengals	27-10 @ Cin.	54,944
09/10/17	Ravens	20-0 @ Cin.	55,254
12/31/17	Bengals	31-27 Bal.	70,507
09/13/18	Bengals	34-23 @ Cin.	50,018
11/18/18	Ravens	24-21 Bal.	70,077
10/13/19	Ravens	23-17 Bal.	70,051
11/10/19	Ravens	49-13 @ Cin.	45,918
10/11/20	Ravens	27-3 Bal.	n/a
01/03/21	Ravens	38-3 @ Cin.	10,499

2021 RAVENS / BENGALS LEADERS

PASSING YARDS [TDs/INTs]

Lamar Jackson	1,686 (9/5)	Joe Burrow	1,540 (14/7)
---------------	-------------	------------	--------------

RUSHING YARDS [AVG.]

Lamar Jackson	392 (6.1)	Joe Mixon	480 (4.3)
Latavius Murray	212 (3.6)	Samaje Perine	87 (4.4)
Ty'Son Williams	170 (5.5)	Joe Burrow	44 (2.6)

RECEIVING YARDS [CATCHES]

Marquise Brown	486 (32)	Ja'Marr Chase	553 (27)
Mark Andrews	468 (34)	Tyler Boyd	290 (28)
Sammy Watkins	292 (18)	Tee Higgins	194 (18)

POINTS

Justin Tucker	52	Evan McPherson	38
Marquise Brown	30	Ja'Marr Chase	30

INTERCEPTIONS [YARDS]

Anthony Averett	2 (0)	Logan Wilson	4 (31)
Two Players	1 (n/a)	Chidobe Awuzie	1 (42)

SACKS [YARDS]

Odafe Oweh	3 (-16)	Trey Hendrickson	5.5 (-44.5)
Bowser/Houston/Young	2 (n/a)	B.J. Hill	3 (-22)

TACKLES

Patrick Queen	36	Logan Wilson	52
Chuck Clark	32	Vonn Bell	38

GROSS PUNTING [NET]

Sam Koch	46.8 (42.0)	Kevin Huber	45.9 (41.1)
----------	-------------	-------------	-------------

FIELD GOALS [PCT.]

Justin Tucker	13/14 (92.9)	Evan McPherson	7/10 (70.0)
---------------	--------------	----------------	-------------

PUNT RETURN YARDS [AVG.]

Devin Duvernay	233 (16.6)	Darius Phillips	88 (7.3)
----------------	------------	-----------------	----------

KICKOFF RETURN YARDS [AVG.]

Devin Duvernay	181 (25.9)	Brandon Wilson	238 (23.8)
----------------	------------	----------------	------------

2021 TALE OF THE TAPE

Category	Ravens	Bengals
Record	5-1	4-2
Current Streak	Won 5	Won 1
Points Scored	170	148
TDs Scored	19	18
Rushing TDs Scored	9	3
Passing TDs Scored	9	15
TDs on Returns	1	0
Points Against	123	111
TDs Allowed	16	12
Rushing TDs Allowed	6	5
Passing TDs Allowed	9	6
TDs on Returns Allowed	1	1
KOR Avg. For	25.9	21.8
KOR Avg. Against	17.5	20.6
PR Avg. For	16.6	8.1
PR Avg. Against	8.6	8.6
Sacks	14	14
Sacks Allowed	16	16
Interceptions	4	5
Interceptions Thrown	5	7
Fumbles Lost/Recovered	3/2	1/1

RAVENS / BENGALS INFORMATION

RAVENS-BENGALS CONNECTIONS

Franchise Connections

- Ravens **ILB Josh Bynes**, who is in his third stint with the Ravens, appeared in all 16 games for Cincinnati in 2020.
- Baltimore **G Kevin Zeitler** was originally selected by the Bengals in the first round (27th overall) of the 2012 NFL Draft. He spent the first five years (2012-16) of his career in Cincinnati.
- Baltimore quarterbacks coach **James Urban** spent seven seasons (2011-17) as the Bengals' wide receivers coach.
- Cincinnati assistant head coach/special teams coordinator **Darrin Simmons** spent his first year (1998) in the NFL with the Ravens as assistant special teams coach/assistant strength and conditioning coach.

State Connections

- Several Baltimore coaches have coaching ties to the University of Cincinnati: head coach **John Harbaugh** (special teams/TEs OLBs, RBs; 1989-94 & assistant head coach; 1995-96), defensive coordinator **Don Martindale** (DEs; 1996 & LBs/special teams coordinator; 1997-98), running backs coach **Craig Ver Steeg** (QBs/WRs/recruiting coordinator; 1990-93) and special teams coach **T.J. Weist** (WRs; 2010-12).
- Ravens pass defense coordinator **Chris Hewitt** (1992-95), played collegiately for the Cincinnati Bearcats. Additionally, Baltimore's roster is comprised of many players who played collegiately in Ohio, including: **DE Derek Wolfe** (IR – Cincinnati), **RB J.K. Dobbins** (IR – Ohio State), **ILB Malik Harrison** (Ohio State) and **WR Binjimen Victor** (PS – Ohio State).
- Ravens **RB Le'Veon Bell** (Groveport Madison), **DT Brandon Williams** (Harmony Prep), **DE Derek Wolfe** (Beaver Local) and **ILB Malik Harrison** (Walnut Ridge) played HS football in Ohio.
- Bengals senior defensive assistant **Mark Duffner** served as head coach for the University of Maryland for five seasons (1992-96), compiling an 80-40-1 record and leading the Terrapins back to the national rankings in 1995.
- Bengals **LB Keandre Jones** (PS) is an Olney, MD, native and played collegiately at the University of Maryland.

College Connections

- Baltimore **P Sam Koch** and Bengals head coach **Zac Taylor** played together at the University of Nebraska in 2005.
- Baltimore **TE Mark Andrews** and Cincinnati **RB Joe Mixon** were key contributors to Oklahoma's high-powered offense in 2015 and 2016.
- Ravens and Bengals 2020 first-round picks **ILB Patrick Queen** (28th overall) and **QB Joe Burrow** (first overall) were two of an NCAA record-tying 14 LSU players selected in the 2020 NFL Draft. In LSU's 2019 National Championship victory, Burrow and Queen each earned Player of the Game honors on their respective sides of the ball, while the Bengals' 2021 first-round pick **WR Ja'Marr Chase** (fifth overall) finished with a game-high 9 receptions for 222 yards and 2 TDs.

MILESTONES ON THE HORIZON

TE Mark Andrews

- Andrews (190) is 10 catches shy of 200, while he needs 2 more receiving scores to reach 25 for his career, which will make him just the fourth Raven ever to achieve the milestone: TE Todd Heap (41), WR Torrey Smith (30) & WR Derrick Mason (29).

RB Le'Veon Bell

- Bell owns 9,741 career yards from scrimmage (6,482 rushing & 3,259 receiving) in 90 career games. With at least 259 more scrimmage yards over his next 10 games, he'll join an elite group of 23 players in NFL history to reach the coveted 10,000-yards mark in their first 100 games played.
- With 1 more TD, Bell (41 rushing & 8 receiving) will reach 50 total TDs for his career.

DE Calais Campbell & OLB Justin Houston

- Houston owns 99.5 career sacks, while Campbell has notched 92 sacks throughout his career. If both players reach 100 career sacks this season, they'll be the first duo in NFL history to attain the century mark as teammates.

RB Devonta Freeman

- With 5 more TDs, Freeman (34 rushing & 11 receiving) will reach 50 total TDs for his career.

QB Lamar Jackson

- Jackson needs one more outing with 100 rushing yards to tie the NFL record for the most regular season 100-yard rushing performances by a QB (Mike Vick – 10).
- With one more game producing 75 rushing yards, Jackson will tie Vick's NFL record of 21 such outings.

RB Latavius Murray

- With 1 more TD, Murray (47 rushing & 2 receiving) will reach 50 total TDs for his career.

K Justin Tucker

- Tucker needs one game with multiple FGM to tie Stephen Gostkowski (95 games) for the most such performances through a player's first 10 seasons in NFL history.

RAVENS RADIO BROADCASTS

- The Ravens' 2021 radio team features Gerry Sandusky and former Ravens FB Femi Ayanbadejo. Sandusky, WBAL-TV 11's sports director, delivers the play-by-play for the broadcast team, while Ayanbadejo serves as the color analyst.
- Games can be heard on 98Rock WIYY (97.9 FM), WBAL 1090 AM/101.5 FM, baltimoreravens.com and in the Ravens mobile app (when in Baltimore). The network broadcasts each game with 30 affiliates spanning five states – Maryland, Delaware, Kentucky, Pennsylvania and West Virginia – and Washington, D.C.



RAVENS WINNING WAYS

TOP FRANCHISES / SINCE 2000

TOTAL WINS

1. New England Patriots..... 276
2. Pittsburgh Steelers..... 235
3. Green Bay Packers..... 229
4. Indianapolis Colts..... 223
5. Baltimore Ravens..... 222
6. Philadelphia, Seattle..... 210

SUPER BOWL BERTHS

1. New England Patriots..... 9
2. New York Giants..... 3
- Pittsburgh Steelers..... 3
- Seattle Seahawks..... 3
5. Baltimore Ravens, Car., Den. ... 2
- Ind., KC, Phi., SF, TB..... 2

SUPER BOWL TITLES

1. New England Patriots..... 6
2. Baltimore Ravens..... 2
- New York Giants..... 2
- Pittsburgh Steelers..... 2
- Tampa Bay Buccaneers..... 2
6. Seven Teams..... 1

CONF. TITLE GAMES

1. New England Patriots..... 13
2. Green Bay Packers..... 6
- Philadelphia Eagles..... 6
- Pittsburgh Steelers..... 6
5. Baltimore Ravens..... 4
- Ind. & SF..... 4

WINNING SEASONS

1. New England Patriots..... 19
2. Pittsburgh Steelers..... 16
3. Baltimore Ravens..... 15
- Green Bay Packers..... 15
- Indianapolis, Seattle..... 15

PLAYOFF BERTHS

1. New England Patriots..... 17
2. Green Bay Packers..... 15
- Indianapolis Colts..... 15
4. Seattle Seahawks..... 14
5. Baltimore, Phi., Pit..... 13

PLAYOFF GAMES

1. New England Patriots..... 41
2. Green Bay Packers..... 28
3. Baltimore Ravens..... 27
- Indianapolis Colts..... 27
- Seattle Seahawks..... 27

PLAYOFF WINS

1. New England Patriots..... 30
2. Baltimore Ravens..... 16
3. Pittsburgh Steelers..... 15
4. Green Bay Packers..... 14
- Philadelphia, Seattle..... 14

TWO-TIME SUPER BOWL CHAMPIONS



In a magnificent effort showcasing thrilling performances by their defense, offense and special teams units, the Baltimore Ravens won Super Bowl XXXV with a 34-7 victory over the New York Giants. Allowing the Giants a meager 152 total net yards, New York's attack crossed midfield just twice, while Baltimore's "D" posted 4 INTs. LB Ray Lewis was named the game's MVP, capping an accolade-filled season in which he was also tabbed the NFL's Defensive Player of the Year.

Baltimore defeated San Francisco, 34-31, in Super Bowl XLVII, capturing the franchise's second World Championship. After an amazing first-half performance, the Ravens took a commanding 28-6 lead. But following a bizarre, 34-minute power outage that halted play, the 49ers stormed back into contention. Clinging to a 34-29 edge late in the game, the Ravens stood firm on a pivotal goal-line stand, jamming SF on four-straight plays inside the 7-yard line. QB Joe Flacco was named the game's MVP.

PLAYOFF PERFORMERS

FRANCHISE PLAYOFF WINNING PERCENTAGES [SINCE 1970 MERGER]

Rk.	Team	Record	Pct.
1.	New England Patriots*****	36-20	.643
2.	New York Giants****	20-12	.625
3.	San Francisco 49ers*****	32-20	.615
4.	Baltimore Ravens**	16-11	.593
5.	Pittsburgh Steelers*****	36-25	.590

* Number of Super Bowl Titles

JOHN HARBAUGH ERA [SINCE 2008]

PLAYOFF BERTHS

1. New England Patriots..... 11
2. Green Bay Packers..... 10
3. Baltimore Ravens..... 9
- Seattle Seahawks..... 9
5. Indianapolis Colts..... 8
- Kansas City Chiefs..... 8
- New Orleans Saints..... 8
- Pittsburgh Steelers..... 8
9. Philadelphia Eagles..... 7

TOTAL WINS

1. New England Patriots..... 171
2. Green Bay Packers..... 148
3. Pittsburgh Steelers..... 146
4. Baltimore Ravens..... 145
5. New Orleans Saints..... 144
6. Seattle Seahawks..... 133
7. Indianapolis Colts..... 127
8. Kansas City Chiefs..... 126
9. Dallas Cowboys..... 120

PLAYOFF WINS

1. New England Patriots..... 16
2. Baltimore Ravens..... 11
- Green Bay Packers..... 11
4. Seattle Seahawks..... 10
5. New Orleans, Pittsburgh..... 8

PLAYOFF GAMES

1. New England Patriots..... 24
2. Green Bay Packers..... 20
3. Baltimore Ravens..... 19
4. Seattle Seahawks..... 18
5. New Orleans, Pittsburgh..... 15

AFC TITLE GAMES

1. New England Patriots..... 8
2. Baltimore Ravens..... 3
- Kansas City Chiefs..... 3
- Pittsburgh Steelers..... 3
5. Denver, Indianapolis..... 2
- NY Jets..... 2

PLAYOFF ROAD WINS

1. Baltimore Ravens..... 8
2. Green Bay Packers..... 5
3. New York Jets..... 4
4. Philadelphia Eagles..... 3
- San Francisco, Seattle..... 3
- Tampa Bay, Tennessee..... 3

REG. SEASON WINS

1. New England Patriots..... 155
2. Pittsburgh Steelers..... 138
3. Green Bay Packers..... 137
4. New Orleans Saints..... 136
5. Baltimore Ravens..... 134
6. Seattle Seahawks..... 123
7. Indianapolis Colts..... 121

REG. SEASON HOME WINS

1. New England Patriots..... 87
2. Baltimore Ravens..... 80
- Green Bay Packers..... 80
4. Pittsburgh Steelers..... 77
5. New Orleans Saints..... 74
6. Minnesota Vikings..... 70
- Seattle Seahawks..... 70

SUPER BOWL SUCCESS

The Ravens are one of five franchises (New England, NY Giants, Pittsburgh & Tampa Bay) to win multiple Super Bowls since 2000.

HEAD COACH JOHN HARBAUGH



RECORDS (2008-21)

- Overall Career Record 145-88
- Regular Season Record..... 134-80
- at Home..... 80-27
- on Road 54-53
- vs. AFC 100-61
- vs. AFC North 49-29
- vs. NFC..... 34-19
- Playoff Record 11-8
- Home Playoff Games..... 2-2
- Road Playoff Games 8-6
- Super Bowl Record..... 1-0
- Preseason..... 40-12
- vs. Bengals..... 14-12



ALL-TIME RAVENS COACHING RECORDS

John Harbaugh is the third head coach in Baltimore Ravens history. He is the franchise's all-time winningest coach (145 total victories), 11 of which have come in the playoffs.

Coach	Seasons	Reg. Season	Playoffs	Total
John Harbaugh	2008-21	134-80	11-8	145-88
Brian Billick	1997-2007	80-64	5-3	85-67
Ted Marchibroda	1996-98	16-31-1	n/a	16-31-1

HARBAUGH FAST FACTS

John Harbaugh has led the Ravens to a playoff berth in nine (2008-12, 2014 & 2018-20) of his 13 full seasons, and in 2012, captured the franchise's second Super Bowl title. In 2019, Coach Harbaugh became the first Ravens coach ever to win Associated Press NFL Coach of the Year Award.

Here are several more Harbaugh quick hits:

✗ Harbaugh owns the most road playoff wins (eight) by a HC in NFL history. Tom Landry (Dal.) and Tom Coughlin (Jax./NYG) are second with seven each.

✗ Under Harbaugh, Baltimore is one of four teams (NE, GB & Sea.) to earn a playoff berth in nine of the past 13 seasons. Baltimore is also one of four teams (KC, Sea. & NO) to make the playoffs in each of the past three seasons (2018-2020).

✗ In 2019, the Ravens posted a franchise-best 14-2 record. Baltimore won a team-record 12-straight games to close out the regular season, earning its first-ever No. 1 playoff seed.

✗ Coach Harbaugh has led the Ravens to four AFC North Division titles (2011-12, 2018-19).

✗ The Ravens' 11 playoff wins since 2008 tie (GB) for the second most in the NFL (New England - 16).

✗ Under "Harbs," the Ravens have secured an appearance in three AFC Championship games (2008, 2011 & 2012).

✗ "Harbs" is the only head coach in NFL history to win a playoff game in each of his first four and five seasons.

✗ John and his brother, Jim (formerly of the 49ers), are the only head coaches to advance to three conference title games in the first five years as NFL bosses.

✗ Harbaugh is the only coach in NFL history to win a playoff game in six of the first seven seasons of a coaching career.

✗ In 2012, Harbaugh became the third coach (with Bill Cowher & Chuck Knox) since the 1970 merger to guide his team to the playoffs in each of his first five seasons.

✗ With the Ravens' 2014 playoff berth, Harbaugh became one of eight coaches in NFL history to make the postseason in six of their first seven seasons coaching.

RAVENS UNDER HARBAUGH: SINCE 2008

3

AFC TITLE GAMES
2ND MOST,
TIED, KC & PIT.

8

ROAD PLAYOFF WINS
NFL'S MOST

9

PLAYOFF BERTHS
3RD MOST,
TIED, SEA.

11

PLAYOFF WINS
2ND MOST, TIED, GB

80

WINS AT HOME
2ND MOST, TIED, GB

145

TOTAL VICTORIES
4TH MOST

HEAD COACH JOHN HARBAUGH

ACTIVE HEAD COACH WINNING PERCENTAGE

Baltimore Ravens head coach John Harbaugh owns the fourth-best winning percentage (.622) among active coaches (min. 80 games), compiling a strong 145-88 record (including playoffs).

2021 ACTIVE HEAD COACHES / CAREER WINNING PERCENTAGE [TOTALS INCLUDE REGULAR SEASON AND PLAYOFF GAMES / MIN. 80 GAMES]

Rank	Coach	Teams	Seasons	Record	Pct.
1.	Bill Belichick	Cle./NE	1991-95, 2000-21	313-152	.673
2.	Mike Tomlin	Pit.	2007-21	156-89-1	.636
3.	Sean Payton	NO	2006-21	155-91	.630
4.	John Harbaugh	Bal.	2008-21	145-88	.622
5.	Bruce Arians	Ind./Ari./TB	2012, 2013-17, 2019-21	77-47-1	.620
6.	Andy Reid	Phi./KC	1999-2012, 2013-21	241-148-1	.619
7.	Pete Carroll	NYJ/NE/Sea.	1994, 1997-99, 2010-21	158-108-1	.594

NINE PLAYOFF BERTHS

COACHES WITH AT LEAST NINE PLAYOFF BERTHS – IN FIRST 13 NFL SEASONS –

Coach	Berths
Tony Dungy	11
Bud Grant.....	10
Marty Schottenheimer	10
John Harbaugh.....	9
Pete Carroll	9
Bill Cowher	9
Mike Holmgren	9
Chuck Knox.....	9
Mike McCarthy.....	9
Andy Reid.....	9

COACH HARBAUGH'S CAREER STOPS

Team	Position	Years
Baltimore Ravens	Head Coach	2008-21
Philadelphia Eagles	Secondary	2007
Philadelphia Eagles	Special Teams Coordinator	1998-2006
Indiana University	DBs / Special Teams Coord.	1997
University of Cincinnati	Assistant Head Coach	1995-96
University of Cincinnati	TEs / OLBs / RBs / Special Teams	1989-94
Morehead State	DBs / ST Coord. / S&C Coach	1988
University of Pittsburgh	Tight Ends	1987
Western Michigan	Graduate Assistant	1984-86

HARBS IN ELITE COMPANY

MOST PLAYOFF WINS BY A HEAD COACH / FIRST 13 SEASONS

Coach (Teams)	Playoff Wins	Seasons
Joe Gibbs (Was.)	16	1981-2004
Bill Belichick (Cle./NE)	15	1991-2007
Chuck Noll (Pit.)	14	1969-1981
John Harbaugh (Bal.)	11	2008-20

HARBS' RAVENS TENURE

Year	Record	Playoffs (Result)
2021	5-1	TBD
2020	11-5	1-1 (Advanced to Divisional Round)
2019	14-2	0-1 (No. 1 Seed / Advanced to Divisional Round)
2018	10-6	0-1 (Advanced to Wild Card Round)
2017	9-7	No Playoff Berth
2016	8-8	No Playoff Berth
2015	5-11	No Playoff Berth
2014	10-6	1-1 (Advanced to Divisional Round)
2013	8-8	No Playoff Berth
2012	10-6	4-0 (Won Super Bowl XLVII)
2011	12-4	1-1 (Advanced to AFC Championship)
2010	12-4	1-1 (Advanced to Divisional Round)
2009	9-7	1-1 (Advanced to Divisional Round)
2008	11-5	2-1 (Advanced to AFC Championship)

DURING HARBAUGH ERA / SINCE 2008

TOTAL WINS (REG + POST)

Rk.	Team	Total Wins
1.	New England	171
2.	Green Bay	148
3.	Pittsburgh	146
4.	Baltimore	145
5.	New Orleans	144

PLAYOFF BERTHS

Berths	Team (Seasons)
11.....	NE ('09-19)
10....	GB ('09-16, '19-20)
9....	Bal. ('08-12, '14, '18-20)
9.....	Sea. ('10, '12-16, '18-20)
8.....	Ind., KC, NO, Pit. (n/a)

POSTSEASON SUCCESS: ACTIVE COACHES

PLAYOFF WIN PERCENTAGE (MIN. 6 GAMES)

Rk.	Coach	Rec.	Pct.
1.	Bill Belichick	31-12	.721
2.	Bruce Arians	5-2	.714
3.	John Harbaugh	11-8	.579
4.	Jon Gruden	5-4	.556
	Mike McCarthy	10-8	.556
6.	Andy Reid	17-15	.531

SUPER BOWL TITLES

1.	Bill Belichick.....	6
2.	John Harbaugh.....	1
	Bruce Arians.....	1
	Pete Carroll.....	1
	Jon Gruden.....	1
	Sean Payton.....	1
	Andy Reid.....	1
	Mike Tomlin.....	1

HARBS' REGULAR SEASON TRENDS

• September	31-16
• October.....	26-25
• November.....	37-16
• December.....	36-21
• January.....	4-2
• Leading at halftime	108-21
• Leading after 3 quarters.....	118-15
• When scoring first	97-28
• Positive or even turnover ratio	106-34
• Scoring 20 or more points.....	116-38
• Scoring 30 or more points.....	56-5
• Totaling 350 or more net yards.....	80-31
• Rushing for 150 or more yards	55-12
• Holding opponent under 250 net yards	47-7
• Holding opponent under 21 points	108-16

RAVENS DEFENSIVE NOTES



DON MARTINDALE

4TH SEASON AS RAVENS
DEFENSIVE COORDINATOR

“Our defense and how we play definitely represents his personality and the way we attack offenses. He’s done a good job of putting us all in the position to make plays from different positions, as well.”

- S Chuck Clark on Defensive Coordinator Don “Wink” Martindale

A DOMINANT DEFENSIVE COORDINATOR

- For three-plus seasons as Baltimore’s D.C., Don “Wink” Martindale has led the Ravens’ defense to incredible success. In 2018, Martindale was recognized by *SI/MMQB* as the Assistant Coach of the Year and was the *AP* NFL runner-up (then-Bears’ DC Vic Fangio) for the same award, guiding Baltimore’s unit to a No. 1 ranking (292.2 ypg allowed).
- In 2020, Baltimore allowed the NFL’s second-fewest points (18.9 ppg) and produced the No. 2 third-down defense (34.0%), while also registering a league-high 22 FFs on defense.

2020 DEFENSIVE RANKINGS

SCORING DEFENSE / 2020

Rk.	Team	PPG
1.	LA Rams	18.5
2.	Baltimore	18.9
3.	Pittsburgh	19.5

THIRD-DOWN DEFENSE / 2020

Rk.	Team	PCT.
1.	Miami	31.2
2.	Baltimore	34.0
3.	LA Rams	35.4

DEFENSIVE FORCED FUMBLES / 2020

Rk.	Team	FFs
1.	Baltimore	22
2.	Atlanta	17
	NY Jets	17

NUMBER TO NOTE UNDER WINK:

33 – Games in which the Ravens have held opponents under 20 points (including three times in 2021) since Don Martindale was named defensive coordinator in 2018, marking an NFL high.

WINK IN A BLINK

Since Don Martindale was named the Ravens’ defensive coordinator in 2018, Baltimore’s unit has excelled, ranking in the Top 2 of the NFL in several key defensive categories.

– NFL RANKINGS UNDER MARTINDALE / SINCE 2018 –

POINTS ALLOWED PER GAME		YARDS ALLOWED PER GAME	
1.	Baltimore 18.4	1.	Buffalo 310.0
2.	New England 19.1	2.	Baltimore 313.5
3.	Chicago 19.9	3.	San Francisco 315.7
4.	Buffalo 20.5	4.	Pittsburgh 316.8
	Pittsburgh 20.5	5.	Chicago 323.8
DEFENSIVE TOUCHDOWNS		OPPONENT COMPLETION PCT.	
1.	Baltimore 12	1.	Baltimore 60.7
2.	LA Rams 11	2.	Pittsburgh 61.2
3.	Kansas City 10	3.	New England 61.6
	Tampa Bay 10	4.	Cleveland 62.4
5.	Three Teams 9	5.	New Orleans 62.5

DEFENSIVE RANKINGS UNDER HARBAUGH

Don Martindale leads a defensive unit that, during the John Harbaugh Era (2008-21), has been superb. Baltimore ranks either No. 1 or No. 2 in the major defensive categories.

1	2	2
POINTS ALLOWED PER GAME	TOTAL NET YARDS ALLOWED PER GAME	RUSHING YARDS ALLOWED PER GAME
19.0	316.7	97.0
1	1	1
SCRIMMAGE TDs ALLOWED	OPPONENT PASSER RATING	THIRD-DOWN DEFENSE
402	80.3	35.9

DEFENSIVE FAST FACTS

- Under John Harbaugh, the Ravens have posted a Top 5 scoring defense in seven of his completed 13 seasons.
- During Coach Harbaugh’s full 13 seasons in Baltimore, the Ravens have boasted 10 Top 10 defenses (yards allowed).
- In a 2020 win vs. Cin. (10/11), Baltimore had five different DBs record at least 1 sack, marking the first time in NFL history that feat has been accomplished.
- In 2018’s Week 6 win at the Titans, Baltimore racked up a franchise-best 11 sacks, tying for the second most by a team in league history. They also stand as the most in an NFL game since 2012 (SD, 11).
- Since 2017, 29 shutouts have been pitched by defenses throughout the NFL. Of those, a league-high 4 have come courtesy of the Ravens.

RAVENS OFFENSIVE NOTES



GREG ROMAN
3RD SEASON AS RAVENS OFFENSIVE COORDINATOR
2019 NFL ASSISTANT COACH OF THE YEAR
MOST CONSECUTIVE GAMES W/ 100+ RUSHING YARDS (PRO FOOTBALL HISTORY)

Baltimore Ravens (2018-21)	43
Pittsburgh Steelers (1974-77)	43
Detroit Lions (1935-39)	38

ROMAN'S OFFENSES RACK UP TEAM RECORDS

In 2019, Baltimore set single-season franchise records in total TDs (64), points (531), net yards (6,521), rushing yards (3,296) and first downs (386). In 2020, the Ravens posted the second-most total TDs (55), points (468) and rushing yards (3,071) in franchise history.

TOTAL TDs			POINTS		
Rk.	Year	TDs	Rk.	Year	Points
1.	2019	64	1.	2019	531
2.	2020	55	2.	2020	468
3.	2009	47	3.	2014	409

NET YARDS			RUSHING YARDS		
Rk.	Year	Yards	Rk.	Year	Yards
1.	2019	6,521	1.	2019	3,296
2.	2018	5,999	2.	2020	3,071
3.	2014	5,838	3.	2003	2,674

DID YOU KNOW?

- During the John Harbaugh Era (since 2008) when rushing for at least 125 yards, the Ravens have produced a 79-19 record. Baltimore is 55-12 when rushing for at least 150 yards and 29-3 when tallying at least 200 yards, under Coach Harbaugh.
- Eight of the Ravens' all-time Top 13 rushing outputs have occurred since 2018, when QB Lamar Jackson became the starter: 404 at Cin. in 2020 (1st), 296 at Cle. in 2018 (4th), 294 vs. Dal. in 2020 (5th), 285 at LAR in 2019 (7th), 269 vs. Cin. in 2019 (9th), 267 vs. Cin. in 2018 (10th), 265 vs. Pit. in 2020 (11th) & 265 at Mia. in 2019 (11th).
- The 2020 Ravens became the first team in NFL history to have three players – QB Lamar Jackson, RB J.K. Dobbins & RB Gus Edwards – each tally at least 700 rushing yards and 6 rushing TDs.
- Since QB Lamar Jackson became Baltimore's starter in Week 11 of 2018, the Ravens have rushed for at least 200 yards in an NFL-high 21 games. (Tennessee is second with 11 such games.)

TOP 2021 RANKINGS

NET YARDS PER GAME		YARDS PER PLAY AVG.	
1.	Dallas 460.8	1.	Dallas 6.58
2.	Kansas City 433.5	2.	LA Rams 6.50
3.	Tampa Bay 426.0	3.	Kansas City 6.41
4.	Baltimore 421.7	4.	Baltimore 6.33

RUNS OF 20+ YARDS		COMPLETIONS OF 20+ YARDS	
1.	Baltimore 8	1.	Las Vegas 32
2.	Cleveland 7	2.	Tampa Bay 31
3.	Five Teams 5	3.	Baltimore & LAR 26

OFFENSIVE RANKINGS SINCE 2019 / ROMAN AS RAVENS O.C.

POINTS PER GAME		RUSHING YARDS PER GAME	
1.	Baltimore 30.8	1.	Baltimore 191.2
2.	Tampa Bay 30.1	2.	Tennessee 155.2
3.	Kansas City 29.2	3.	Cleveland 139.1

2021: BIG PLAY OFFENSE

Entering Week 7, the Ravens' offense has registered 34 plays gaining 20+ yards, a mark that ties (LV) for the NFL's most. Baltimore's 8 runs of 20+ yards rank No. 1, while the Ravens' 26 "big" pass plays tie (LAR) for No. 3 in the league.

OFFENSIVE PLAYS GAINING 20+ YARDS / 2021 SEASON

Rk.	Team	20+ Plays	Runs	Passes
1.	Baltimore Ravens	34	8	26
	Las Vegas Raiders	34	2	32
3.	Tampa Bay Buccaneers	33	2	31
4.	Dallas Cowboys	30	5	25

RAVENS SET NFL RECORD

From Week 11 of 2018, when QB Lamar Jackson became the Ravens' starter, through Week 9 of 2020, Baltimore scored 20+ points in 31 straight regular season games, marking the longest streak in NFL history.

CONSECUTIVE GAMES SCORING 20+ POINTS / NFL HISTORY

Rk.	Team	Dates	Cons. Games
1.	Baltimore	11/18/2018 – 11/08/2020	31
2.	Denver	12/02/2012 – 11/09/2014	30
3.	St. Louis	09/12/1999 – 11/26/2000	28

MOST RUSHING YARDS IN A 16-GAME NFL SEASON

Rk.	Team (Year)	Yards	Avg.	Att.
1.	Baltimore (2019)	3,296	5.53	596
2.	New England (1978)	3,165	4.72	671
3.	Baltimore (2020)	3,071	5.53	555
4.	Kansas City (1978)	2,986	4.50	663
5.	Chicago (1984)	2,974	4.41	674

RAVENS SPECIAL TEAMS NOTES



CHRIS HORTON
3RD SEASON AS RAVENS
SPECIAL TEAMS COORDINATOR

RAVENS SINCE 2011

6 KICKOFF RETURN TDs
NFL'S SECOND MOST
[TIED WITH KC]

6 PUNT RETURN TDs
NFL'S THIRD MOST
[TIED WITH CHI., DEN. & PHI.]

12 TOTAL RETURN TDs
NFL'S SECOND MOST
[TIED WITH MIN.]

DUVERNAY A TOP 2021 RETURNER

Entering Week 7, WR/RS Devin Duvernay owns a 16.6 PR average, ranking No. 1 in the NFL. His 233 PR yards also stand as the NFL's most.

NFL PUNT RETURN AVERAGE / 2021

Rk.	Player (Team)	PR	Yards	Avg.	Long	TDs
1.	Devin Duvernay (Bal.)	14	233	16.6	42	0
2.	Chester Rogers (Ten.)	10	120	12.0	22	0
3.	Diontae Spencer (Den.)	10	108	10.8	25	0

Among players who have registered at least 5 KORs, Duvernay ranks No. 5 in the NFL in KOR average (25.9), entering Week 7.

NFL KICKOFF RETURN AVERAGE / 2021

Rk.	Player (Team)	KOR	Yards	Avg.	Long	TDs
1.	Jamal Agnew (Jax.)	11	305	27.7	102t	1
2.	Isaiah McKenzie (Buf.)	9	244	27.1	75	0
3.	Deonte Harris (NO)	9	239	26.6	39	0
4.	Khalil Herbert (Chi.)	9	234	26.0	50	0
5.	Devin Duvernay (Bal.)	7	181	25.9	47	0

BALTIMORE BLOCK PARTY

BLOCKED KICKS / SINCE 2014

Rk.	Team	Blocks
1.	New England.....	20
	Philadelphia.....	20
3.	Baltimore.....	16
	Denver.....	16
	Miami.....	16

RAVENS' 16 BLOCKS (SINCE 2014): BREAKDOWN

Total Blocks..... 16	1st Qtr.....4	When Losing.....9
FG Blocks..... 10	2nd Qtr.....2	When Winning.....5
PAT Blocks.....3	3rd Qtr.....4	When Tied.....2
Punt Blocks.....3	4th Qtr.....6	Record..... 12-4

A RICH HISTORY OF SPECIAL TEAMS

Following the retirement of longtime ST coordinator Jerry Rosburg, Chris Horton took over as the special teams coach in 2019. Horton, who served as Rosburg's assistant for three seasons (2016-18), leads the standout special teams battery.

SIX PRO BOWLERS

• Six Ravens have earned 12 combined Pro Bowl honors during the John Harbaugh Era (since 2008): ST Brendon Ayanbadejo (2008), K Billy Cundiff (2010), RS Jacoby Jones (2012), K Justin Tucker (2013, 2016 & 2019-20), LS Morgan Cox (2015, 2016 & 2019-20) and P Sam Koch (2015).

PRIME KICKER & PUNTER

• Four-time Pro Bowl K Justin Tucker, who the Ravens signed as a rookie free agent, owns the NFL's most FGs (304) since entering the NFL in 2012. With a 90.7% career success mark, "Tuck" is the most accurate kicker in league history (304-of-335 on FGAs). Earning his first Pro Bowl nod in 2015, P Sam Koch's 46.7 gross average ranked No. 9 in the NFL that season, while his 42.9 net average was No. 2. In 2017, Koch led the NFL in both punts inside the 10 (16) and the 20 (a franchise-record 40).

RAVENS' RETURN MEN SOAR

• Dating back to 2011, six different Ravens have returned punts for touchdowns: WR Michael Campanaro, WR Kaelin Clay, WR Tandon Doss, CB Cyrus Jones, WR Jacoby Jones and DB Lardarius Webb.

DUVERNAY CONTINUES ROOKIE KOR-TD TREND

• In Week 3 of 2020 vs. KC, then-rookie WR Devin Duvernay produced a 93-yard KOR-TD. It marked the NFL's first KOR-TD of 2020 and was the Ravens' sixth KOR-TD since 2011, tied with KC for the NFL's second most. Only the Vikings (7) have produced more KOR-TDs dating back to 2011. Duvernay became the fifth rookie in Ravens history to return a kickoff for a TD: Patrick Johnson (1998), Yamon Figurs (2007), Lardarius Webb (2009) and David Reed (2010).

NO. 1 KOR AVERAGE UNDER HARBAUGH

Since 2008, when John Harbaugh became the Ravens' head coach, Baltimore owns the NFL's No. 1 KOR average (24.8).

NFL KICKOFF RETURN AVERAGE [SINCE 2008 / HARBAUGH'S BALTIMORE TENURE]

Rk.	Team	KOR	Yards	Avg.	Long	TDs
1.	Baltimore	533	13,257	24.8	108t	8
2.	Minnesota	581	14,108	24.3	109t	10
3.	New Orleans	490	11,641	23.8	106t	2

RAVENS PERSONNEL NOTES



ERIC DeCOSTA

26TH SEASON WITH THE RAVENS
3RD AS EVP & GENERAL MANAGER

RAVENS SCOUTING HISTORY / SINCE 1996

29 HOMEOWN RAVENS
PRO BOWLERS

25 DRAFTED RAVENS TO
EARN PRO BOWL HONORS

4 UNDRAFTED ROOKIES TO
EARN PRO BOWL HONORS

HOMEOWN PRO BOWLERS

The Ravens have had 50 different players earn Pro Bowl honors since the team's 1996 inception. Of those, 29 are homegrown – 25 drafted and 4 signed as a rookie free agent.

RAVENS HOMEOWN PRO BOWLERS / SINCE 1996 INCEPTION

Year	Drafted (Rd.)	Name	Pro Bowls
1996 (1st)		LB Ray Lewis	13
1996 (1st)		T Jonathan Ogden	11
2002 (1st)		S Ed Reed	9
2007 (3rd)		G Marshal Yanda	8
2003 (1st)		OLB Terrell Suggs	7
2006 (1st)		DT Haloti Ngata	5
1997 (1st)		OLB Peter Boulware	4
2010 (RFA)		LS Morgan Cox #	4
2014 (1st)		LB C.J. Mosley	4
2012 (RFA)		K Justin Tucker #	4
1999 (1st)		CB Chris McAlister	3
2008 (2nd)		Ray Rice	3
2018 (3rd)		T Orlando Brown Jr.	2
2001 (1st)		TE Todd Heap	2
2017 (1st)		CB Marlon Humphrey	2
2016 (5th)		OLB Matthew Judon	2
1996 (5th)		WR/RS Jermaine Lewis	2
2007 (4th)		FB Le'Ron McClain	2
2017 (RFA)		FB Patrick Ricard #	2
2000 (6th)		OLB Adalius Thomas	2
2018 (3rd)		TE Mark Andrews	1
2007 (1st)		G Ben Grubbs	1
2018 (1st)		QB Lamar Jackson	1
2013 (4th)		FB Kyle Juszczyk	1
2006 (6th)		P Sam Koch	1
2000 (1st)		RB Jamal Lewis	1
2002 (RFA)		LB Bart Scott #	1
2016 (1st)		T Ronnie Stanley	1
2013 (3rd)		DT Brandon Williams	1

Undrafted Rookie Free Agent

Bold Indicates 2020 Pro Bowler

FIRST-ROUND FINDS

The Ravens have tabbed 28 players in the first round. These picks have earned 65 combined Pro Bowls, multiple POTY Awards, an NFL MVP honor, two Super Bowl MVPs and three HOF selections.

RAVENS ALL-TIME FIRST-ROUND DRAFT PICKS

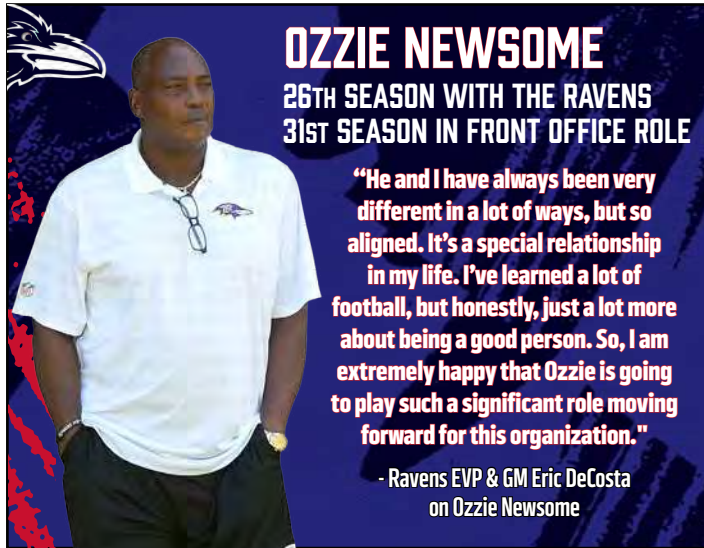
Year	Name	Pick	Pro Bowls
1996	T Jonathan Ogden * ~	4	11
1996	LB Ray Lewis + + ~ ~	26	13
1997	LB Peter Boulware *	4	4
1998	CB Duane Starks	10	
1999	CB Chris McAlister	10	3
2000	RB Jamal Lewis * =	5	1
2000	WR Travis Taylor	10	
2001	TE Todd Heap	31	2
2002	S Ed Reed * + ~	24	9
2003	OLB Terrell Suggs * +	10	7
2003	QB Kyle Boller	19	
2005	WR Mark Clayton *	22	
2006	DT Haloti Ngata *	12	5
2007	G Ben Grubbs *	29	2
2008	QB Joe Flacco ^ ~	18	
2009	T Michael Oher *	23	
2011	CB Jimmy Smith	27	
2013	S Matt Elam	32	
2014	LB C.J. Mosley *	17	4
2015	WR Breshad Perriman	26	
2016	T Ronnie Stanley	6	1
2017	CB Marlon Humphrey	16	2
2018	TE Hayden Hurst	25	
2018	QB Lamar Jackson %	32	1
2019	WR Marquise Brown	25	
2020	ILB Patrick Queen *	28	
2021	WR Rashod Bateman	27	
2021	OLB Odafe Oweh	31	

% NFL MVP ~ Super Bowl MVP + Defensive Player of the Year
= Offensive Player of the Year ~ Pro Football Hall of Fame
* All-Rookie Team ^ NFL Rookie of the Year (Fan Vote)

Baltimore has drafted three players (Ogden, Lewis & Reed) who were selected to the Pro Football Hall of Fame. For Ogden & Lewis, it was the first time ever two players were drafted in the same round (1st in 1996) by a team and reached the HOF in their initial year of eligibility.

Eric DeCosta has been with the franchise since Day One, first beginning as an intern during the inaugural 1996 season and then ascending to the personnel department's chief decision-maker in 2019. Prior to being named EVP/GM – succeeding the legendary Ozzie Newsome – DeCosta, 50, received GM interview offers annually from multiple teams in recent years. However, he never seriously considered leaving Baltimore, which has always aligned perfectly with what he envisioned to be his dream job.

RAVENS PERSONNEL NOTES



OZZIE NEWSOME

26TH SEASON WITH THE RAVENS
31ST SEASON IN FRONT OFFICE ROLE

"He and I have always been very different in a lot of ways, but so aligned. It's a special relationship in my life. I've learned a lot of football, but honestly, just a lot more about being a good person. So, I am extremely happy that Ozzie is going to play such a significant role moving forward for this organization."

- Ravens EVP & GM Eric DeCosta on Ozzie Newsome

"20/20 CLUB"

The Ravens' "20/20 Club" includes members of the personnel staff who started with as young assistants and grew into evaluators with more input. The term "20/20" refers to hiring 20-year-olds for \$20,000. But according to Ozzie Newsome: "The guys actually started when they were a little older than 20 and for more than \$20,000, but that's what we call them."

RAVENS "2020 CLUB" GRADUATES / CURRENT SCOUTS

Name	Joined Ravens	Current Title
George Kokinis	1991 (w/ Browns)	Dir. of Player Personnel
Eric DeCosta	1996	EVP & General Manager
Joe Hortiz	1998	Dir. of Player Personnel
Mark Azevedo	2005	Asst. Dir. of College & Pro Pers.
David Blackburn	2007	National Scout
Andrew Raphael	2013	National Scout
Brandon Berning	2015	Midwest/SW Area Scout
Joey Cleary	2015	Southeast Area Scout
Corey Frazier	2017	West Coast Area Scout
"Q" Attenoukon	2017	Pro & College Scout
Patrick McDonough	2018	Pro & College Scout
Chas Stallard	2018	Southwest Area Scout

ALL-PRO DRAFT PICKS

The Ravens' success drafting standout players cannot be ignored. Over the past 25 years, led by Ozzie Newsome and now Eric DeCosta, Baltimore has drafted 15 players who've gone on to earn AP first-team All-Pro honors. When including undrafted rookies LS Morgan Cox and K Justin Tucker, Baltimore has produced 17 "homegrown" AP first-team All-Pro selections.

MOST DRAFT CHOICES TO EARN AP FIRST-TEAM ALL-PRO [SINCE 1996 / RAVENS INCEPTION]

1. Pittsburgh 17	Marlon Humphrey (1)	Chris McAlister (1)	Ed Reed (5)
2. New England . . 16	Lamar Jackson (1)	Le'Ron McClain (1)	Ronnie Stanley (1)
3. Baltimore . . . 15	Jamal Lewis (1)	Haloti Ngata (2)	Terrell Suggs (1)
San Francisco . . 15	Jermaine Lewis (1)	Jonathan Ogden (4)	Adalius Thomas (1)
	Ray Lewis (7)	Kelechi Osemele (1)	Marshal Yanda (2)

SUCCESS ACROSS THE DRAFT BOARD

1ST ROUND

Jonathan Ogden ('96), Ray Lewis ('96), Peter Boulware ('97), Chris McAlister ('99), Jamal Lewis ('00), Todd Heap ('01), Ed Reed ('02), Terrell Suggs ('03), Haloti Ngata ('06), Ben Grubbs ('07), Joe Flacco ('08), Michael Oher ('09), Jimmy Smith ('11), C.J. Mosley ('14), Ronnie Stanley ('16), Marlon Humphrey ('17), Lamar Jackson ('18), Marquise Brown ('19), Patrick Queen ('20)

2ND ROUND

Jamie Sharper ('97), Anthony Weaver ('02), Ray Rice ('08), Paul Kruger ('09), Torrey Smith ('11), Courtney Upshaw ('12), Kelechi Osemele ('12), Tyus Bowser ('17), J.K. Dobbins ('20)

3RD ROUND

Casey Rabach ('01), Marshal Yanda ('07), Lardarius Webb ('09), Brandon Williams ('13), Orlando Brown Jr. ('18), Mark Andrews ('18)

4TH ROUND

Edwin Mulitalo ('99), Edgerton Hartwell ('01), Jarret Johnson ('03), Le'Ron McClain ('07), Dennis Pitta ('10), Kyle Juszczyk ('13), Za'Darius Smith ('15), Tavon Young ('16)

5TH ROUND

Jermaine Lewis ('96), Dawan Landry ('06), Arthur Jones ('10), Pernell McPhee ('11), Rick Wagner ('13), Nick Boyle ('15), Matthew Judon ('16)

6TH ROUND

Adalius Thomas ('00), Chester Taylor ('02), Sam Koch ('06), Tyrod Taylor ('11), Ryan Jensen ('13), Darren Waller ('15), Chuck Clark ('17), Bradley Bozeman ('18), DeShon Elliott ('18)

7TH ROUND

DeAngelo Tyson ('12), Michael Campanaro ('14), Zach Sieler ('18)

RFA

Mike Flynn ('97), Priest Holmes ('97), Will Demps ('02), Bart Scott ('02), Ma'ake Kemoeatu ('02), Jameel McClain ('08), Dannell Ellerbe ('09), Morgan Cox ('10), Justin Tucker ('12), James Hurst ('14), Zach Orr ('14), Patrick Onwuasor ('16), Michael Pierce ('16), Matt Skura ('16), Patrick Ricard ('17), Chris Board ('18), Gus Edwards ('18), Ty'Son Williams ('21)

Ozzie Newsome's legacy is unlike any the game has seen. Known throughout all of sports as a premier leader, he is a Hall of Fame player, the architect of Baltimore's 2000 and 2012 Super Bowl championship teams and an elite evaluator who became the NFL's first African American GM. In 2019, his longtime top lieutenant, Eric DeCosta, took over as the Ravens' EVP & GM. However, Newsome maintains a significant role within the organization as its executive VP.

RAVENS IRONMEN / TURNOVER NOTES

RAVENS IRONMEN

RAVENS CONSECUTIVE GAMES PLAYED / ACTIVE STREAKS



JUSTIN TUCKER
150



CHUCK CLARK
61



TYUS BOWSER
48

RAVENS CONSECUTIVE GAMES PLAYED / ALL-TIME STREAKS

Rk.	Player	Games	Years
1.	Sam Koch	239	2006-20
2.	Justin Tucker	150	2012-present
3.	Jarret Johnson	129	2003-11
4.	Joe Flacco	122	2008-15
5.	Anthony Levine Sr.	117	2013-20
6.	Peter Boulware	111	1997-2003

RAVENS ALL-TIME GAMES PLAYED

Rk.	Player	Games	Years
1.	Sam Koch	245	2006-present
2.	Terrell Suggs	229	2003-18
3.	Ray Lewis	228	1996-2012
4.	Matt Stover	207	1996-2008
5.	Jonathan Ogden	177	1996-2007
	Marshal Yanda	177	2007-19
7.	Morgan Cox	164	2010-20
8.	Joe Flacco	163	2008-18
9.	Ed Reed	160	2002-12
10.	Justin Tucker	150	2012-present
11.	Jarret Johnson	143	2003-11
12.	Anthony Levine Sr.	135	2012-present
	Chris McAlister	135	1999-2008
	Haloti Ngata	135	2006-14
15.	Kelly Gregg	134	2001-10
16.	Mike Flynn	133	1998-2007
	Todd Heap	133	2001-10

MOST REGULAR SEASON GAMES PLAYED RAVENS FRANCHISE HISTORY



SAM KOCH
245



TERRELL SUGGS
229



RAY LEWIS
228

TURNOVER MARGIN SINCE 2008

Since John Harbaugh's 2008 Baltimore arrival, the Ravens have produced the NFL's fifth-best turnover differential (+55).

NFL's TOP TURNOVER DIFFERENTIALS [SINCE 2008 / JOHN HARBAUGH ERA]

Rk.	Team	Takeaways	Giveaways	Turnover Diff.
1.	New England	373	219	+154
2.	Green Bay	346	230	+116
3.	Seattle	343	267	+76
4.	Kansas City	335	271	+64
5.	Baltimore	336	281	+55
6.	Atlanta	310	279	+31

Note: The Ravens (-2) tie for 17th in the NFL in 2021.

TURNOVER MARGIN AT HOME

Baltimore owns a +55 differential at home during the John Harbaugh Era, ranking as the league's fourth-best mark.

NFL's TOP TURNOVER DIFFERENTIALS / AT HOME [SINCE 2008 / JOHN HARBAUGH ERA]

Rk.	Team	Takeaways	Giveaways	Turnover Diff.
1.	Green Bay	194	100	+94
2.	New England	193	114	+79
3.	Seattle	182	124	+58
4.	Baltimore	183	128	+55

TURNOVER TABLE SINCE 2000

Year	TA/TO	Plus/Minus	Record
2021	6/8	-2	5-1
2020	22/18	+4	11-5
2019	25/15	+10	14-2
2018	17/20	-3	10-6
2017	34/17	+17	9-7
2016	28/23	+5	8-8
2015	14/28	-14	5-11
2014	22/20	+2	10-6
2013	24/29	-5	8-8
2012	25/16	+9	10-6
2011	26/24	+2	12-4
2010	27/20	+7	12-4
2009	32/22	+10	9-7
2008	34/21	+13	11-5
2007	23/40	-17	5-11
2006	40/23	+17	13-3
2005	26/36	-10	6-10
2004	34/23	+11	9-7
2003	41/38	+3	10-6
2002	31/32	-1	7-9
2001	28/36	-8	10-6
2000	49/26	+23	12-4
Total	608/535	+73	206-136

THE RAVENS ARE...

SINCE 2000, HERE ARE THE RAVENS' RECORDS IN A GAME:

When turnover ratio is +2 or better 86-5

When turnover ratio is +1 or better 128-18

When turnover ratio is even 42-28

When turnover ratio is negative 36-90

THAT M&T MAGIC

HOME UNDER HARBS

Under John Harbaugh (since 2008) the Ravens own the NFL's third-best home winning percentage (.748), going 80-27 at M&T Bank Stadium.

NFL'S BEST REGULAR SEASON HOME RECORDS (JOHN HARBAUGH ERA / SINCE 2008)

Rk.	Team	Record	Pct.
1.	New England Patriots	87-21	.806
2.	Green Bay Packers	80-24-2	.764
3.	Baltimore Ravens	80-27	.748
4.	Pittsburgh Steelers	77-31	.713
5.	New Orleans Saints	74-32	.698

RAVENS DEFEND THE BANK

The Ravens have been outstanding at home since they arrived in Baltimore. Below are their respective home records and corresponding NFL rankings during several periods.

RAVENS HOME RECORDS / NFL RANKINGS

Time Period (Milestone)	Record	NFL Rank
Since 2010 (Past 12 Seasons)	68-23	3
Since 2008 (John Harbaugh's Arrival)	80-27	3
Since 2000 (First Super Bowl Season)	126-45	2
Since 1998 (M&T Bank Stadium Opened)	134-53	3
Since 1996 (Team's Inception)	141-61-1	4

HOME "D" UNDER HARBS (SINCE 2008)

17.1

POINTS ALLOWED
PER GAME
[NFL'S BEST]

77.0

OPPONENT PASSER
RATING
[NFL'S 2ND BEST]

*BUFFALO - 76.6

304.1

YARDS ALLOWED
PER GAME
[NFL'S BEST]

X DATING BACK TO 2008, THE RAVENS HAVE OUTSCORED OPPONENTS 2,779 TO 1,825 AT HOME. IN THEIR 80 WINS DURING THIS SPAN, THE MARGIN OF VICTORY HAS BEEN 14.6 POINTS PER GAME.

X THE RAVENS OWN A +954 POINT DIFFERENTIAL AT HOME UNDER JOHN HARBAUGH, TYING FOR NO. 2 IN THE NFL (NE IS +1,154 & GB IS +954).

X BALTIMORE IS 37-0 UNDER HARBAUGH WHEN ALLOWING 12 POINTS OR FEWER AT HOME.

HOME "D" DOMINANCE DATES WAY BACK

The Ravens' "D" has been stout at home for many seasons. Since 2003, Baltimore ranks at the top in several key categories:

BEST NFL DEFENSES AT HOME / SINCE 2003

POINTS PER GAME (Fewest Allowed)	TOTAL DEFENSE (Fewest Yards Allowed)
1. Baltimore 16.8	1. Baltimore 297.7
2. New England 17.4	2. Pittsburgh 299.2
3. Pittsburgh 18.4	3. NY Jets 317.8
INTERCEPTIONS	DEFENSIVE TDs
1. New England 176	1. Arizona 33
2. Buffalo 169	2. Baltimore 32
Green Bay 169	3. Tennessee 29
4. Baltimore 168	4. Green Bay 27

HOME FAST FACTS

- Under head coach John Harbaugh, the Ravens are 20-4 in September home games. The Ravens have won 23 of their past 27 home games in the month of September (dating back to 2006).
- Under Coach Harbaugh, the Ravens are 22-6 in November home games, producing the NFL's second-best such record. The Ravens have won 20 of their past 25 home games during the month.
- The Ravens are 24-8 at home in the month of December under John Harbaugh and 44-16 in such games during their history.
- Under Coach Harbaugh (since 2008), Baltimore has gone 21-5 against NFC teams at M&T Bank Stadium, producing the best home record by an AFC squad vs. the "other" conference.
- Baltimore has won 24 of its last 29 home games vs. NFC teams.
- In their history, the Ravens have hosted 22 games when the temperature was below 40 degrees. Baltimore is 19-3 in such cold weather games.
- Baltimore is 8-2 at home in November against AFC North foes under Harbaugh. Overall under Harbaugh, the Ravens are 27-12 in home games played against AFC North foes.
- Baltimore has won 22 of its last 31 home games vs. AFC North foes.
- The Ravens are 18-4 at home all time against teams from the West Coast (Ari. - 3-1, LV - 6-1, LAC - 4-1, SF - 3-0 & Sea. - 2-1).

BEST HOME DEFENSE

Baltimore has permitted an NFL-low 17.1 ppg at home during the John Harbaugh Era. Under "Harbs," the Ravens are 35-0 at home when allowing 10 points or fewer. In 23 of those games, the Ravens gave up no more than 7 points.

FEWEST POINTS PER GAME ALLOWED AT HOME [SINCE 2008 / JOHN HARBAUGH ERA]

BALTIMORE	17.1
NEW ENGLAND	18.5
PITTSBURGH	18.8



ALL-TIME RESULTS / TRENDS

RAVENS REGULAR SEASON RECORDS

	Overall Record	Home	Away
Overall	230-175-1	141-61-1	89-114
In M&T Bank Stadium (since 1998)	134-53	134-53	n/a
Coached by Ted Marchibroda	16-31-1	11-12-1	5-19
Coached by Brian Billick	80-64	50-22	30-42
Coached by John Harbaugh	134-80	80-27	54-53
vs. AFC Teams	171-136	104-51	67-85
vs. AFC North	67-47	39-18	28-29
vs. AFC Central (1996-2001)	26-28	13-14	13-14
vs. AFC East	27-21	19-5	8-16
vs. AFC South	23-18	15-6	8-12
vs. AFC West	28-22	18-8	10-14
vs. NFC Teams	59-39-1	37-10-1	22-29
vs. NFC North	9-8	6-2	3-6
vs. NFC Central (1996-2001)	3-5	3-1	0-4
vs. NFC East	17-9-1	10-2-1	7-7
vs. NFC South	12-8	6-4	6-4
vs. NFC West	18-9	12-1	6-8
On Monday Night Football	15-13	6-3	9-10
On Tuesday	1-0	1-0	0-0
On Wednesday	0-1	0-0	0-1
On Thursday Night Football	8-5	7-1	1-4
On Saturday	4-1	2-0	2-1
On Sunday Night Football	16-14	10-3	6-11
In Overtime	14-15-1	8-5-1	6-10
Ravens Shutout Wins	14-0	6-0	8-0
In Season Openers	14-12	9-4	5-8
Indoors	8-16	n/a	8-16

Note: Baltimore has played in Houston's Reliant/NRG Stadium six times (4-2), Indy's Lucas Oil Stadium three times (1-2), Dallas' Texas Stadium once (1-0), Atlanta's Mercedes-Benz Stadium once (1-0) and Las Vegas' Allegiant Stadium once (0-1). Four of those games at Reliant Stadium/NRG Stadium (12/13/10, 10/21/12, 12/21/14 & 9/20/20), and one at Allegiant Stadium (9/13/21), came when the roof was closed, meaning those games were "indoors," while the other games listed are considered "outdoors" due to open roofs. One of these games at Lucas Oil Stadium (11/8/20) came when the roof was opened, deeming that an outdoor game.

In August	0-1	0-1	0-0
In September	54-34	34-9	20-25
In October	45-52	23-20	22-32
In November	62-42-1	37-15-1	25-27
In December	63-42	44-16	19-26
In January	6-4	3-0	3-4

RAVENS REGULAR RESULTS WHEN...

Team	Since 2000	Since 2008	2021
Record	206-136	134-80	5-1
vs. AFC North (since 2002)	67-47	49-29	0-0
vs. AFC	154-104	100-61	4-1
vs. NFC	52-32	34-19	1-0
Home	126-45	80-27	3-0
Away	80-91	54-53	2-1
On grass	108-77	70-41	4-1
Artificial turf	98-59	64-39	1-0
Outdoors	199-123	126-71	4-0
Indoors	7-13	6-8	1-1
September	46-27	31-16	2-1
October	42-41	26-25	3-0
November	57-30	37-16	0-0
December	55-35	36-21	0-0
January	6-3	4-2	0-0
Leading at halftime	163-27	108-21	3-1
Trailing at halftime	31-97	18-54	2-0
Tied at halftime	12-12	8-5	0-0
Tied after 3 quarters	5-8	3-4	0-0
Leading After 3 quarters	176-20	118-15	3-1
Trailing after 3 quarters	25-108	13-61	2-0
Decided by 7 points or fewer	84-77	53-53	3-1
Decided by 3 points or fewer	46-41	30-27	2-0
When scoring first	141-43	97-28	2-1
When not scoring first	65-93	37-52	3-0
Positive or even turnover ratio	170-46	106-34	3-0
Negative turnover ratio	36-90	28-46	2-1
Winning penalty ratio	89-55	58-29	1-1
Losing penalty ratio	101-70	64-42	4-0
Overtime	12-13	8-10	1-1
When returning a KOR for a TD	5-4	5-3	0-1
When returning a PR for a TD	9-3	5-1	0-0

Offense	Since 2000	Since 2008	2021
Scoring 20 or more points	166-53	116-38	4-1
Scoring 30 or more points	76-7	56-5	3-0
Having 20 or more first downs	103-55	81-36	4-1
Totaling 350 or more net yards	105-46	80-31	4-1
At least 35 minutes time of poss.	60-8	40-6	2-0
Rushing for 150 or more yards	80-20	55-12	2-1
When not throwing an INT	117-26	79-19	2-0
With a 100-yard rusher	71-23	43-10	1-0
Without a 100-yard rusher	135-113	91-70	4-1
With a 100-yard receiver	43-26	31-17	3-0
Without a 100-yard receiver	163-110	103-63	2-1
With a 300-yard passer	24-19	22-14	2-0
Without a 300-yard passer	182-117	112-66	3-1

Defense	Since 2000	Since 2008	2021
When scoring a defensive TD	51-7	29-5	0-0
When returning an INT for a TD	35-3	17-2	0-0
When returning a fumble for a TD	19-4	15-3	0-0
Recording 3 or more sacks	107-40	61-26	1-1
Holding opp. under 250 net yards	74-20	47-7	1-0
Holding opp. under 21 points	165-37	108-16	3-0
Holding opp. under 15 points	122-15	74-5	2-0
Allowing a 100-yard rusher	21-30	13-20	0-0
Not allowing a 100-yard rusher	185-106	121-60	5-1
Allowing a 100-yard receiver	40-43	24-27	2-1
Not allowing a 100-yard receiver	166-93	110-53	3-0
Allowing a 300-yard passer	29-29	20-23	2-1
Not allowing a 300-yard passer	177-107	114-57	3-0

PLAYER NOTES - JACKSON



LAMAR JACKSON
#8 | QUARTERBACK

1X FIRST-TEAM ALL PRO
1X PRO BOWLER

2019
NFL MVP
UNANIMOUS

CAREER NOTES

- ✗ Baltimore is 35-8 with Jackson as its regular season starter. Since his first NFL start (Week 11 of 2018), Jackson's 35 wins are the most among all NFL starting QBs. Jackson is also the fastest QB in league history to reach 30 regular season wins and the first to reach 35 before the age of 25.
- ✗ In 2020, Jackson (1,005) became the first QB in NFL history to surpass the 1,000-yard rushing milestone in multiple seasons, also doing so in 2019 (1,206).
- ✗ Jackson tallied 26 TD passes and 7 rushing TDs in 2020, joining Deshaun Watson (2018-19) as the only QBs with at least 25 TD passes and 5 rushing TDs in consecutive seasons in NFL history.
- ✗ Jackson is the fastest QB in league history (35 games) to reach 5,000 passing yards and 2,000 rushing yards. He's also the first player in NFL history to reach 5,000 passing yards and 2,500 rushing yards in the first three seasons of a career.
- ✗ Jackson (9), Michael Vick (8) and Russell Wilson (4) own the Top 3 "double-triples" (at least 100 rushing and passing yards in the same game) in league history.
- ✗ Jackson has produced nine career regular season games with at least 100 rushing yards, marking the second most by a QB in NFL history (Mike Vick - 10).

MOST REGULAR SEASON WINS BY A STARTING QB (SINCE WEEK 11 OF 2018 / JACKSON'S FIRST NFL START)

Rk.	Quarterback (Team)	Record
1.	Lamar Jackson (Bal.)	35-8
2.	Aaron Rodgers (GB)	33-12
3.	Tom Brady (NE/TB)	32-12
4.	Patrick Mahomes (KC)	31-10
	Russell Wilson (Sea.)	31-13
6.	Josh Allen (Buf.)	30-14

JACKSON'S PASS RANKINGS SINCE 2019

PASS TD PERCENTAGE [NFL RANK]	TD/INT RATIO [NFL RANK]	PASSING TOUCHDOWNS [NFL RANK]	PASSER RATING [NFL RANK]
1 7.3%	6 3.55	7 71	8 105.1

2019 UNANIMOUS MVP

- ✗ Jackson is the only QB in NFL history to produce at least 3,000 passing yards and 1,000 rushing yards in a single season (2019). (He had 3,127 passing & 1,206 rushing yards in 2019.)
- ✗ In 2019, Jackson (36/7) became the third QB in NFL history with at least 35 passing TDs & 7 rushing TDs. Steve Young (1994), Cam Newton (2015) and Josh Allen (2020) have also done this.
- ✗ Jackson was responsible for an NFL-best 43 total TDs (36 passing & 7 rushing) in 2019. His 36 TD passes led the NFL and are the most in franchise single-season history.
- ✗ In his final eight games of 2019 (he sat out Week 17), Jackson threw 25 TDs and 1 INT, completing 69.4% of his passes for 1,477 yards and a 130.3 rating. He had 630 rushing yards & 4 rush TDs.
- ✗ Jackson rushed for 1,206 yards in 2019, marking the most by a quarterback in NFL single-season history.
- ✗ Jackson threw at least 4 TDs in an NFL-best four games in 2019. He also threw at least 3 TDs in an NFL-best eight games.
- ✗ In 2019's Week 15 win vs. NYJ, Jackson rushed for at least 85 yards while throwing for 5 TDs for the second time in his career. (He also did this on 11/25/19 at LAR.) Cam Newton is the only other player in NFL history to accomplish the 85 rushing yards/5 passing TDs feat in a game, doing so in 2015.
- ✗ Jackson posted two perfect passer ratings in 2019 (at Cin. & Mia.), making him one of two QBs in NFL history (Ben Roethlisberger, 2007) to attain the 158.3 mark twice in a season.
- ✗ In Weeks 11 (vs. Hou.) and 12 (at LAR) of 2019, Jackson became the first NFL player ever to throw at least 4 passing TDs and have at least 50 rush yards in back-to-back games.
- ✗ Jackson owns the NFL single-season record for most 100-yard rushing games (5 in 2019) by a quarterback.
- ✗ In 2019's Week 6 victory over Cincinnati, Jackson became the first player ever to pass for 200 yards (236) and rush for 150 yards (152) in a regular season game. (Colin Kaepernick also accomplished this feat in a 2013 playoff game.)
- ✗ In the 2019 Divisional Playoff vs. Tennessee, Jackson became the first player in NFL history with at least 350 passing yards (365) and 100 rushing yards (143) in any game.

PLAYER NOTES - JACKSON

In 2021's Week 3 win at Detroit, QB Lamar Jackson tied Patrick Mahomes and Hall of Famers Dan Marino and Kurt Warner for the most victories (32) in a QB's first 40 regular season starts. (Jackson is now 35-8 as a starter.)

BEST RECORD BY A QB IN HIS FIRST 40 NFL STARTS [SINCE 1970 MERGER]

Rk. Quarterback	Record
1. Lamar Jackson.....	32-8
Patrick Mahomes.....	32-8
Dan Marino.....	32-8
Kurt Warner.....	32-8

PASSING TOUCHDOWNS

RAVENS SINGLE-GAME HISTORY

QB/Date/Opponent	TDs
Lamar Jackson, 12/12/19 vs. NYJ.....	5
Lamar Jackson, 11/25/19 at LAR.....	5
Lamar Jackson, 9/8/19 at Mia.....	5
Joe Flacco, 10/12/14 at TB.....	5
Tony Banks, 9/10/00 vs. Jax.....	5

COMPLETION PERCENTAGE

RAVENS SINGLE-GAME HISTORY

QB/Date/Opponent	Pct.
Lamar Jackson, 11/10/19 at Cin..	88.2
Lamar Jackson, 10/11/21 vs. Ind.	86.0
Lamar Jackson, 9/8/19 at Mia.....	85.0
Lamar Jackson, 11/8/20 at Ind.	82.6

PASSER RATING

RAVENS SINGLE-GAME HISTORY

QB/Date/Opponent	Rate
Lamar Jackson, 11/10/19 at Cin.	158.3
Lamar Jackson, 9/8/19 at Mia.....	158.3
Joe Flacco, 10/12/14 at TB.....	149.7

Jackson is the youngest QB in NFL history to produce a perfect passer rating. Incredibly, he's done it twice.

CONSECUTIVE PASSES, NO INTs

RAVENS SINGLE-GAME HISTORY

QB/Dates	Passes
Lamar Jackson, 11/25/18 -- 9/29/19	248
Lamar Jackson, 10/6/19 -- 12/8/19.....	181
Joe Flacco, 9/25/16 -- 10/23/16.....	176

With 107 rushing yards in Week 2 vs. Kansas City, Lamar Jackson eclipsed 3,000 rushing yards in his 48th career game, becoming the fastest QB in NFL history to reach that milestone. (Mike Vick, 61 games, is second fastest.)

PASSING TOUCHDOWNS

RAVENS SINGLE-SEASON HISTORY

Rk. Quarterback (Year)	TDs
1. Lamar Jackson (2019).....	36
2. Vinny Testaverde (1996).....	33
3. Joe Flacco (2014).....	27
4. Lamar Jackson (2020).....	26
5. Joe Flacco (2010).....	25

PASSER RATING

RAVENS SINGLE-SEASON HISTORY

Rk. Quarterback (Year)	Rate
1. Lamar Jackson (2019).....	113.3
2. Lamar Jackson (2020).....	99.3
3. Joe Flacco (2010).....	93.6
4. Joe Flacco (2014).....	91.0
5. Joe Flacco (2009).....	88.9

TD PASS PERCENTAGE

RAVENS SINGLE-SEASON HISTORY

Rk. Quarterback (Year)	TD%
1. Lamar Jackson (2019).....	9.0
2. Lamar Jackson (2020).....	6.9
3. Vinny Testaverde (1996).....	6.0
4. Tony Banks (1999).....	5.3
Trent Dilfer (2000).....	5.3

NFL PASSING YARDS / 2021

Rk.	Player (Team)	Yards
1.	Tom Brady (TB)	2,064
2.	Derek Carr (LV)	1,946
3.	Patrick Mahomes (KC)	1,887
4.	Matthew Stafford (LAR)	1,838
5.	Dak Prescott (Dal.)	1,813
6.	Justin Herbert (LAC)	1,771
7.	Kirk Cousins (Min.)	1,769
8.	Kyler Murray (Ari.)	1,741
9.	Josh Allen (Buf.)	1,723
10.	Lamar Jackson (Bal.)	1,686

NFL RUSHING YARDS / 2021

Rk.	Player (Team)	Yards
1.	Derrick Henry (Ten.)	783
2.	Nick Chubb (Cle.)	523
3.	Ezekiel Elliott (Dal.)	521
4.	Joe Mixon (Cin.)	480
5.	Jonathan Taylor (Ind.)	472
6.	James Robinson (Jax.)	460
7.	Lamar Jackson (Bal.)	392
8.	Najee Harris (Pit.)	388

PLAYER NOTES - JACKSON

100-YARD REGULAR SEASON RUSHING GAMES [QB's / SINGLE-SEASON NFL HISTORY]

1. Lamar Jackson (2019) 5
2. Russell Wilson (2014)..... 3
Michael Vick (2006) 3
Michael Vick (2004) 3

CAREER 100-YARD REGULAR SEASON RUSHING GAMES [QB's / NFL HISTORY]

1. Michael Vick 10
2. Lamar Jackson 9
3. Russell Wilson 4
4. R. Cunningham, B. Douglass 3
D. McNabb, C. Newton & T. Rote 3

MOST CAREER GAMES W/ 5 TD PASSES & 85+ RUSHING YARDS [NFL HISTORY]

1. Lamar Jackson (2019) 2
2. Cam Newton 1

Newton's "5/85" game came during his 2015 NFL MVP campaign, just as Jackson's did in 2019.

MOST GAMES WITH 5 TD PASSES [NFL SINGLE-SEASON HISTORY]

1. Peyton Manning (2004)* 4
2. Lamar Jackson (2019)* 3
Cam Newton (2015)* 3
Drew Brees (2011) 3
Tom Brady (2007)* 3
Daunte Culpepper (2004) 3

*Won NFL MVP

MOST GAMES WITH 4+ TD PASSES [2019 SEASON]

1. Lamar Jackson (Bal.) 4
2. Jimmy Garoppolo (SF) 3
Daniel Jones (NYG) 3
Jameis Winston (TB) 3

MOST GAMES WITH 3+ TD PASSES [2019 SEASON]

1. Lamar Jackson (Bal.) 8
2. Drew Brees (NO) 7
3. Dak Prescott (Dal.) 6
4. Patrick Mahomes (KC) 5
Matthew Stafford (Det.) 5
Deshaun Watson (Hou.) 5
Jameis Winston (TB) 5

TOTAL TOUCHDOWNS [2019 SEASON]

1. Lamar Jackson (Bal.) 43
2. Russell Wilson (Sea.) 34
Jameis Winston (TB) 34

PASSING TOUCHDOWNS [2019 SEASON]

1. Lamar Jackson (Bal.) 36
2. Jameis Winston (TB) 33
3. Russell Wilson (Sea.) 31

NFL PASSER RATING [2019 SEASON]

1. Ryan Tannehill (Ten.) 117.5
2. Drew Brees (NO) 116.3
3. Lamar Jackson (Bal.) 113.3

MOST RUSHING YARDS [QUARTERBACKS / SINGLE-SEASON HISTORY]

1. Lamar Jackson (2019) 1,206
2. Michael Vick (2006) 1,039
3. Lamar Jackson (2020) 1,005
4. Bobby Douglass (1972) 968
5. Randall Cunningham (1990) 942

MOST GAMES WITH 2+ PASSING TDs AND 50+ RUSHING YARDS [SINCE 1970 MERGER]

- ENTIRE CAREER -

Rk.	Player	2+/50+ GAMES	GP/GS
1.	Cam Newton	23	140/139
2.	Randall Cunningham	20	161/135
	Michael Vick	20	143/115
4.	Steve Young	19	169/143
5.	Russell Wilson	16	149/149
6.	Lamar Jackson	15	52/43

- FIRST FOUR SEASONS -

Rk.	Player	2+/50+ GAMES
1.	Lamar Jackson	15
2.	Cam Newton	13
3.	Russell Wilson	8
4.	Randall Cunningham	7
5.	Kyler Murray	6
	Michael Vick	6

PLAYER NOTES - ANDREWS



MARK ANDREWS
#89 | TIGHT END

1X
PRO BOWLER

20
RECEIVING TDs SINCE 2019,
TIED FOR THE MOST
BY ANY NFL TIGHT END

5
MULTI-TD PERFORMANCES
SINCE 2019, RANKING NO. 1
AMONG NFL TEs

THE ANDREWS IMPACT

NFL RECEIVING LEADERS / TIGHT ENDS / SINCE 2019

RECEIVING YARDS

Rk.	Tight End	Yards
1.	Travis Kelce	3,113
2.	Darren Waller	2,719
3.	Mark Andrews	2,021
4.	George Kittle	1,914
5.	Mike Gesicki	1,615
6.	Noah Fant	1,508

RECEPTIONS

Rk.	Tight End	Receptions
1.	Travis Kelce	240
2.	Darren Waller	230
3.	Mark Andrews	156
4.	George Kittle	152
5.	Zach Ertz	142
6.	Hunter Henry	137

RECEIVING TOUCHDOWNS

Rk.	Tight End	Touchdowns
1.	Mark Andrews	20
	Travis Kelce	20
3.	Jared Cook	18
4.	Darren Waller	14
5.	Robert Tonyan	13

20+ YARD RECEPTIONS

Rk.	Tight End	20+ Receptions
1.	Travis Kelce	41
2.	Darren Waller	36
3.	Mark Andrews	34
4.	George Kittle	27

ANDREWS TOP 3 IN TD CATCHES

Only three Ravens have ever posted at least 10 receiving TDs in a season, and that list includes TE Mark Andrews, whose 2019 Pro Bowl campaign was spectacular.

MOST RAVENS RECEIVING TOUCHDOWNS [SINGLE-SEASON HISTORY]

Rk.	Tight End	Receiving TDs
1.	Michael Jackson (1996)	14
2.	Torrey Smith (2014)	11
3.	Mark Andrews (2019)	10

ALL-TIME GREAT SEASON BY A RAVENS TE

TE Mark Andrews' 10 TD catches in 2019 ranked No. 1 by a tight end in Ravens single-season history, while his 852 receiving yards were second.

SINGLE-SEASON / RAVENS TIGHT END RECORDS

MOST RECEIVING YARDS

1.	Todd Heap (2005)	855
2.	Mark Andrews (2019)	852
3.	Todd Heap (2002)	836
4.	Shannon Sharpe (2001)	811

MOST RECEIVING TDs

1.	Mark Andrews (2019)	10
2.	Mark Andrews (2020)	7
	Todd Heap (2005)	7
	Dennis Pitta (2012)	7

ANDREWS HAS EYES FOR THE END ZONE

NFL RECEIVING TOUCHDOWNS / SINCE 2019

Rk.	Player (Team)	Receiving TDs
1.	Tyreek Hill (KC)	27
2.	Davante Adams (GB)	25
	Mike Evans (TB)	25
	Adam Thielen (Min.)	25
5.	DK Metcalf (Sea.)	22
6.	Tyler Lockett (Sea.)	21
	Marvin Jones (Jax.)	21
8.	Mark Andrews (Bal.)	20
	Marquise Brown (Bal.)	20
	A.J. Brown (Ten.)	20
	Travis Kelce (KC)	20
	Cooper Kupp (LAR)	20
13.	DeAndre Hopkins (Ari.)	19

ANDREWS' NOTES TO KNOW

- Andrews set career highs in receptions (11) and receiving yards (147) in the 31-25 OT win vs. Ind. (10/11/21). The 147 receiving yards also set a single-game franchise record by a TE, while his 11 receptions tied (Dennis Pitta) for the most among his position group in franchise history.

- Andrews' 190 receptions, 2,573 receiving yards and 23 receiving TDs are the most by a Ravens' TE in his first four seasons.

- In 2020, Andrews became the first TE in Ravens history to produce multiple seasons (2019-20) with at least 700 receiving yards and 7 TDs.

- Since 2019, Andrews' 14 red zone TD receptions are tied (with Travis Kelce) for the most by a TE.

PLAYER NOTES – MURRAY & FREEMAN



LATAVIUS MURRAY
#28 | RUNNING BACK

1X
PRO BOWLER

4
TEAM-HIGH RUSHING
TDs IN 2021

11
CAREER 100-YARD
RUSHING GAMES

MURRAY'S CAREER CONSISTENCY

Pro Bowl RB Latavius Murray has consistently produced since entering the league in 2014. Among active players, Murray stands near the top in several rankings, including most rushing yards, rushing TDs and longest runs.

MOST RUSHING YARDS / SINCE 2014 / ACTIVE PLAYERS

Rk.	Player (Team)	Attempts	Yards
1.	Ezekiel Elliott (Dal.)	1,515	6,905
2.	Derrick Henry (Ten.)	1,344	6,643
3.	Mark Ingram II (Hou.)	1,325	6,147
4.	Le'Veon Bell (Bal.)	1,324	5,622
5.	Melvin Gordon III (Den.)	1,344	5,558
6.	Latavius Murray (Bal.)	1,250	5,203
7.	Carlos Hyde (Hou.)	1,177	4,834
8.	Devonta Freeman (Bal.)	1,021	4,239

MOST RUSHING TOUCHDOWNS / SINCE 2014 / ACTIVE PLAYERS

Rk.	Player (Team)	TDs
1.	Derrick Henry (Ten.)	65
2.	Mark Ingram II (Hou.)	52
3.	Ezekiel Elliott (Dal.)	51
4.	Latavius Murray (Bal.)	47
	Melvin Gordon III (Den.)	47
6.	Alvin Kamara (NO)	44
7.	David Johnson (Hou.)	39
	Aaron Jones (GB)	39

CONSECUTIVE SEASONS WITH AT LEAST 4 RUSHING TDs [ACTIVE PLAYERS]

Rk.	Player (Current Team)	Seasons (Rush TDs)
1.	Latavius Murray (Bal.)	7: 2015-21 (45)
2.	Derrick Henry (Ten.)	6: 2016-21 (65)
	Ezekiel Elliott (Dal.)	6: 2016-21 (51)
	Nick Chubb (Cle.)	6: 2018-21 (32)
	James Connor (Ari.)	6: 2018-21 (27)

GOOD HANDS FROM FREEMAN

Pro Bowl RB Devonta Freeman always had a knack for catching the ball. Since entering the NFL in 2014, he ranks in the Top 10 in several receiving categories among active RBs.

MOST RECEPTIONS SINCE 2014 / ACTIVE RBs

Rk.	Player (Team)	Targets	Rec.
1.	James White (NE)	511	381
2.	Le'Veon Bell (Bal.)	430	349
3.	Alvin Kamara (NO)	431	341
4.	Christian McCaffrey (Car.)	415	336
5.	Giovani Bernard (TB)	405	303
6.	Melvin Gordon III (Den.)	358	269
7.	Devonta Freeman (Bal.)	339	267
8.	Ezekiel Elliott (Dal.)	335	257

MOST RECEIVING YARDS SINCE 2014 / ACTIVE RBs

Rk.	Player (Team)	Yards
1.	James White (NE)	3,278
2.	Alvin Kamara (NO)	2,937
3.	Le'Veon Bell (Bal.)	2,860
4.	Christian McCaffrey (Car.)	2,835
5.	David Johnson (Hou.)	2,660
6.	Giovani Bernard (TB)	2,450
7.	Austin Ekeler (LAC)	2,321
8.	Melvin Gordon III (Den.)	2,150
9.	Devonta Freeman (Bal.)	2,107
10.	Ezekiel Elliott (Dal.)	2,062

RB SINGLE POSTSEASON REC. YARDS / SINCE 2014



168 YDS
2016
DEVONTA FREEMAN
7TH ALL-TIME



151 YDS
2018
JAMES WHITE



148 YDS
2020
LEONARD FOURNETTE




DEVONTA FREEMAN
#33 | RUNNING BACK

2X
PRO BOWLER

2
1,000-YARD
RUSHING SEASONS

8
CAREER 100-YARD
RUSHING GAMES

PLAYER NOTES - BROWN



MARQUISE BROWN
#5 | WIDE RECEIVER

DID YOU KNOW?
Over the past 11 games (since Week 12 of 2020), Marquise Brown's 11 receiving TDs rank as the NFL's most. His 6 receptions of 40+ yards during that span also stand No. 1 in the NFL.

HOLLYWOOD LIGHTS

Among WRs chosen in the 2019 NFL Draft, WR Marquise Brown's 20 receiving TDs since then tie for the league's second most. After 7 receiving TDs as a rookie in 2019, Brown posted 8 receiving TDs in 2020 and has 5 in 2021.

NFL RECEIVING TDs SINCE 2019 / 2019 DRAFTED WRs

Rk.	Player (Team)	Receiving TDs
1.	DK Metcalf (Sea.)	22
2.	Marquise Brown (Bal.)	20
	A.J. Brown (Ten.)	20
4.	Diontae Johnson (Pit.)	15
5.	Terry McLaurin (WFT)	14

ROOKIE BROWN WAS A TD MACHINE

WR Marquise Brown posted 7 TD receptions in 2019, a mark that tied for third among all NFL rookies and now ties for second on the Ravens' rookie single-season total TDs record list.

RECEIVING TDs (NFL ROOKIES / 2019)

- A.J. Brown (Ten.) 8
Darius Slayton (NYG) 8
- Marquise Brown (Bal.)... 7
Terry McLaurin (Was.) 7
DK Metcalf (Sea.) 7

RAVENS TOTAL TDs (ROOKIES / SINGLE SEASON)

- J.K. Dobbins (2020) 9
- Marquise Brown (2019) .. 7
Marlon Brown (2013) 7
Torrey Smith (2011) 7
- Jamal Lewis (2000) 6

2020 SEASON MARKS

In 2020, Marquise Brown finished with 769 receiving yards and 8 receiving TDs, while averaging 13.26 yards per reception. He was one of 10 NFL players to notch at least 700 receiving yards, 8 receiving TDs and 13 yards per reception in 2020.

THE OTHER NINE PLAYERS TO NOTCH AT LEAST 700 RECEIVING YARDS, 8 RECEIVING TDs AND 13 YARDS PER RECEPTION IN 2020:

- Nelson Agholor (LV)
- Mike Evans (TB)
- Travis Kelce (KC)
- A.J. Brown (Ten.)
- Will Fuller (Hou.)
- DK Metcalf (Sea.)
- Chase Claypool (Pit.)
- Tyreek Hill (KC)
- Calvin Ridley (Atl.)

POSTSEASON PROWESS

WR Marquise Brown is one of nine players in NFL history to eclipse 300 postseason receiving yards in his first two NFL seasons. Remarkably, he's accomplished this feat while appearing in three playoff contests, tied for the least among the group. His career playoff total of 322 receiving yards ranks sixth all time among players through Year Two.

PLAYERS WITH AT LEAST 300 POSTSEASON RECEIVING YARDS THROUGH FIRST TWO SEASONS

 463 RANDY MOSS 4 GAMES	 393 T.Y. HILTON 3 GAMES	 347 ALVIN HARPER 5 GAMES
 324 TORREY SMITH 6 GAMES	 323 ROB GRONKOWSKI 4 GAMES	 322 MARQUISE BROWN 3 GAMES
 317 TERRY GLENN 5 GAMES	 315 D.K. METCALF 3 GAMES	 305 JULIO JONES 3 GAMES


POSTSEASON: 85-YARD MINIMUM

In his first three postseason contests, Marquise Brown totaled 126 receiving yards, 109 receiving yards and 86 receiving yards, respectively. He joins Larry Fitzgerald and Michael Thomas as the only players since the 1970 merger to eclipse 85 receiving yards in each of their first three postseason contests.

PLAYERS WITH AT LEAST 85 RECEIVING YARDS IN EACH OF THEIR FIRST THREE PLAYOFF CONTESTS

 MICHAEL THOMAS 1/7/18 vs. Car. 131 1/14/18 at Min. ... 85 1/13/19 vs. Phi. ... 171	 LARRY FITZGERALD 1/3/09 vs. Atl. 101 1/10/09 at Car. ... 166 1/18/09 vs. Phi. ... 152	 MARQUISE BROWN 1/11/20 vs. Ten. ... 126 1/10/21 at Ten. ... 109 1/16/21 at Buf. ... 87
------------------------------------------------------------------------------------------------------------------------------------------------------------------------------------------	----------------------------------------------------------------------------------------------------------------------------------------------------------------------------------------------	------------------------------------------------------------------------------------------------------------------------------------------------------------------------------------------

PLAYER NOTES - WATKINS & BOWSER



SAMMY WATKINS
#14 | WIDE RECEIVER

"SAMMY IS A GEM. HE'S A GREAT PLAYER AND A GREAT PERSON. SAMMY, TO ME, IS ONE OF THE BEST RECEIVERS IN THE NFL - PERIOD. HE'S A MUCH MORE SEASONED PLAYER THAN I KNEW HIM IN HIS SECOND YEAR. EVERY DAY WITH HIM IS A GREAT DAY."

- Offensive Coordinator Greg Roman on WR Sammy Watkins

PLAYOFF SAMMY

WR Sammy Watkins' 19.23 postseason yards-per-reception average ranks No. 9 all time and second among active players (min. 20 catches). Since 2017, when Watkins made his postseason debut, that mark stands No. 1 in the NFL.

 ALVIN HARPER 27.29	 WILLIE GAULT 23.67	 HAROLD JACKSON 22.83
 VERNON DAVIS 22.22	 PAUL WARFIELD 21.09	 CHARLIE BROWN 20.78
 FRANK LEWIS 20.48	 TYLER LOCKETT 20.48	 SAMMY WATKINS 19.23

"YAC" ATTACK

Since WR Sammy Watkins entered the league in 2014, his 14.62 yards per reception mark ranks No. 6 in the NFL among players with at least 300 receptions.

YARDS PER RECEPTION / SINCE 2014 (MIN. 300 RECEPTIONS)

Rk.	Player	YPC
1.	T.Y. Hilton (Ind.)	15.62
2.	Mike Evans (TB)	15.43
3.	Rob Gronkowski (TB)	15.21
4.	Julio Jones (Ten.)	15.13
5.	John Brown (Den.)	14.84
6.	Sammy Watkins (Bal.)	14.62
7.	A.J. Green (Ari.)	14.48

BOWSER A BACKFIELD DISTURBANCE

OLB Tyus Bowser has posted 12.5 sacks since he entered the NFL in 2017, ranking as Baltimore's third most during that span. Bowser also owns the fourth-most QB hits (32) over the past five seasons.

RAVENS SACKS (SINCE 2017)

1. Matthew Judon..... 30.5
2. Terrell Suggs 18
3. Tyus Bowser..... 12.5
4. Za'Darius Smith 12

RAVENS QB HITS (SINCE 2017)

1. Matthew Judon 93
2. Za'Darius Smith..... 42
3. Terrell Suggs 35
4. Tyus Bowser 32



CURRENT RAVENS TACKLES LEADERS / LINEBACKERS


PERNELL MCPHEE 156	PATRICK QUEEN 141	TYUS BOWSER 84
------------------------------	-----------------------------	--------------------------

BOWSER IS BALLING

OLB Tyus Bowser dropped into coverage on 35% of his pass snaps in 2020, the second-highest rate among NFL edge defenders (min. 250 pass snaps). Bowser's 4 career INTs currently rank fifth all time in franchise history at the LB position.

MOST INTERCEPTIONS BY A RAVENS LINEBACKER

Rk.	Player (Years)	INTs
1.	Ray Lewis (1996-2012)	31
2.	C.J. Mosley (2014-18)	9
3.	Adalius Thomas (2000-06)	6
4.	Daryl Smith (2013-15)	5
5.	Tyus Bowser (2017-present)	4




TYUS BOWSER
#54 | OUTSIDE LINEBACKER

48

**NO. 3 ACTIVE FRANCHISE LEADER IN CONSECUTIVE GAMES PLAYED*

K JUSTIN TUCKER (150)
S CHUCK CLARK (61)
OLB TYUS BOWSER (48)*

PLAYER NOTES - CAMPBELL



CALAIS CAMPBELL
#93 | DEFENSIVE END

1X FIRST-TEAM ALL-PRO
3X SECOND-TEAM ALL-PRO
6X PRO BOWLER

2017 PFWA NFL DEFENSIVE PLAYER OF THE YEAR
2019 NFL WALTER PAYTON MAN OF THE YEAR

DURABILITY ON DISPLAY

DE Calais Campbell has played in 204 games, with 186 starts. He ranks first in both categories among active D-linemen.

MOST GAMES PLAYED / ACTIVE NFL DEFENSIVE LINEMEN

Rk.	Player (Teams)	GP (GS)
1.	Calais Campbell (Ari./Jax./Bal.)	204 (186)
2.	Ndamukong Suh (Det./Mia./LAR/TB)	180 (180)
3.	Tyson Alualu (Jax./Pit.)	174 (111)
4.	Jerry Hughes (Ind./Buf.)	173 (124)

SACK ATTACK

MOST MULTI-SACK GAMES SINCE 2017 [ACTIVE NFL DEFENDERS]

Rk.	Player (Team)	Games
1.	Aaron Donald (LAR)	17
2.	T.J. Watt (Pit.)	15
3.	Cameron Jordan (NO)	14
4.	Myles Garrett (Cle.)	12
	Chandler Jones (Ari.)	12
	Yannick Ngakoue (LV)	12
7.	Chris Jones (KC)	10
	Ryan Kerrigan (Phi.)	10
9.	Calais Campbell (Bal.)	9
	Denico Autry (Ten.)	9
	Joey Bosa (LAC)	9
	Khalil Mack (Chi.)	9
	Von Miller (Den.)	9
	Za'Darius Smith (GB)	9

CALAIS QUICK HITS

- DE Calais Campbell is the only active NFL defender to record 200 career games played.
- Campbell is one of five active D-linemen with more than 50 career PD (Carlos Dunlap, 64; J.J. Watt, 63; Jason Pierre-Paul, 58; Calais Campbell, 54; Cameron Jordan, 52).

ACTIVE SACKS LEADERS

DE Calais Campbell's 92 career sacks are the seventh most among active NFL defenders.

MOST SACKS / ACTIVE NFL DEFENDERS

Rk.	Player (Team)	Sacks
1.	Von Miller (Den.)	110.5
2.	Chandler Jones (Ari.)	102.0
	J.J. Watt (Ari.)	102.0
4.	Justin Houston (Bal.)	99.5
5.	Ryan Kerrigan (Phi.)	95.5
6.	Cameron Jordan (NO)	94.5
7.	Calais Campbell (Bal.)	92.0

FOUR-SACK SEASONS

DE Calais Campbell has posted at least 4 sacks in 12 consecutive seasons (2009-20), marking the NFL's longest active streak of consecutive 4-plus sack seasons.

CONSECUTIVE SEASONS WITH AT LEAST 4.0 SACKS [ACTIVE STREAKS, ENTERING 2021]

Rk.	Player (Team)	Seasons
1.	Calais Campbell (Bal.)	12 (2009-20)
2.	Everson Griffen (Min.)	11 (2011-21)
	Carlos Dunlap (Sea.)	11 (2010-20)
4.	Justin Houston (Bal.)	10 (2011-20)
	Ryan Kerrigan (Phi.)	10 (2011-20)

PICTURE THIS

DE Calais Campbell is one of four NFL defenders since 2000 to register at least 700 tackles and 85 sacks.

SINCE 2000 / PLAYERS WITH AT LEAST 700 TACKLES & 85 SACKS



Calais Campbell
741 / 92

Julius Peppers
718 / 158.5



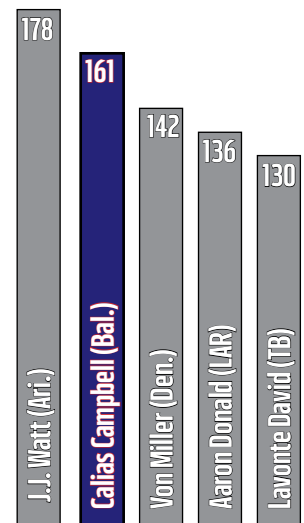
Justin Smith
879 / 87

Terrell Suggs
886 / 139



Since being drafted in 2008, DE Calais Campbell's 161 tackles for loss rank second in the NFL, trailing only Arizona DE J.J. Watt's 178 TFL during that span.

MOST TACKLES FOR LOSS / ACTIVE NFL DEFENDERS



PLAYER NOTES – HUMPHREY



MARLON HUMPHREY
#44 | CORNERBACK

2X PRO BOWLER

1X FIRST-TEAM ALL-PRO

**MOST FORCED FUMBLES
NFL DEFENDERS / 2020 SEASON**

Marlon Humphrey (Bal.)	8
Haason Reddick (Ari.)	6
11 Players Tied	4

PERFECTING THE PUNCH-OUT

CB Marlon Humphrey's 8 forced fumbles in 2020 were the second most by a DB in NFL history (records kept since 2000).

MOST FORCED FUMBLES / DEFENSIVE BACKS NFL SINGLE-SEASON HISTORY (RECORDS KEPT SINCE 2000)

Rk.	Player (Year)	FFs
1.	Charles Tillman (2012)	10
2.	Marlon Humphrey (2020)	8
	Chris Harris (2007)	8
4.	Oshiomogho Atogwe (2008)	6
	Brian Dawkins (2008)	6
	Roman Harper (2010)	6
	Charles Tillman (2009)	6

FRUIT PUNCH & JUICE MAN

Since CB Marlon Humphrey entered the league in 2017, he and teammate CB Marcus Peters (IR) are the only NFL defenders to produce at least 40 PD, 8 INTs, 8 FFs and 3 FRs.



STATS SINCE 2017

MARCUS PETERS			
PD	INTs	FFs	FRs
40	17	8	5



MARLON HUMPHREY			
PD	INTs	FFs	FRs
56	8	11	3

BALTIMORE DEFENDERS SINCE 2019

INTERCEPTIONS / SINCE 2019

Rk.	Player	INTs
1.	Marcus Peters	7
2.	Marlon Humphrey	4
3.	Tyus Bowser	3

PASSES DEFENSED / SINCE 2019

Rk.	Player	PD
1.	Marlon Humphrey	30
2.	Marcus Peters	19
3.	Chuck Clark	17

FORCED FUMBLES / SINCE 2019

Rk.	Player	FFs
1.	Marlon Humphrey	10
2.	Chuck Clark	4
	Marcus Peters	4

MARLON MAKES PLAYS

- In 2020, CB Marlon Humphrey led the NFL with 8 FFs (also standing as a Ravens' single-season record), en route to his second Pro Bowl nod.

- In 2020, Humphrey was one of only two NFL defenders (Jason Pierre-Paul) to record at least 2 sacks (2.5), 4 FFs (8) and 6 PD (8). He also became the first DB to register at least 8 FFs and a sack in NFL single-season history (records kept since 2000).

- Baltimore has never lost a game (11-0) when Humphrey records a takeaway.

- Humphrey's 11 defensive forced fumbles are tied with Oshiomogho Atogwe (2005-08) for the most by a defensive back in his first four seasons since such records were tracked in 2000.

- Humphrey's 70-yard FR-TD vs. NE in Week 9 of the 2019 season is the longest FR return in Ravens franchise history.

MARLON THE MAGNET

Since 2018, CB Marlon Humphrey's 45 passes defended tie for four most among all NFL defensive backs.

NFL PASSES DEFENSED / DEFENSIVE BACKS / SINCE 2018

Rk.	Player (Team)	PD
1.	James Bradberry (NYG)	52
2.	Carlton Davis (TB)	46
	Marshon Lattimore (NO)	46
4.	Marlon Humphrey (Bal.)	45
	Janoris Jenkins (Ten.)	45
6.	Jaire Alexander (GB)	44
7.	Kyle Fuller (Den.)	43
	Stephon Gilmore (Car.)	43
	Joe Haden (Pit.)	43
	Denzel Ward (Cle.)	43

PLAYER NOTES - HOUSTON



JUSTIN HOUSTON
#50 | OUTSIDE LINEBACKER

4X PRO BOWLER
1X FIRST-TEAM ALL-PRO
1X SECOND-TEAM ALL-PRO
99.5 CAREER SACKS
22 SACKS IN 2014 w/ KC

HOUSTON... IS A PROBLEM!

MOST SACKS / SINCE 2011

Rk.	Player	Sacks
1.	Von Miller.....	110.5
2.	Chandler Jones	102.0
	J.J. Watt	102.0
4.	Justin Houston.....	99.5
5.	Ryan Kerrigan	95.5

MOST MULTI-SACK GAMES / SINCE 2011

Rk.	Player	Games
1.	J.J. Watt	31
2.	Justin Houston.....	25
	Chandler Jones	25
	Von Miller.....	25
5.	Jason Pierre-Paul	22
	Cameron Jordan.....	22
	Aaron Darnold	22

MOST TACKLES FOR LOSS / ACTIVE PLAYERS / SINCE 2011

Rk.	Player	TFL
1.	J.J. Watt	178
2.	Von Miller	142
3.	Calais Campbell	138
4.	Aaron Donald	136
5.	Lavonte David.....	130
6.	Cameron Jordan	128
7.	Justin Houston	120
8.	Ryan Kerrigan.....	118
9.	Jason Pierre-Paul	116
10.	Chandler Jones	112
	Ndamukong Suh	112

MOST CONSECUTIVE SEASONS WITH AT LEAST 8 SACKS ACTIVE NFL STREAKS / ENTERING 2021

Rk.	Player (Years)	Seasons
1.	Aaron Donald (2014-20).....	7
2.	Khalil Mack (2015-20)	6
3.	Yannick Ngakoue (2016-20).....	5
4.	Justin Houston (2017-20)	4
	Jason Pierre-Paul (2017-20)	4

2014 PASS RUSH DOMINANCE

The 2014 campaign was a historic output for OLB Justin Houston. As a member of the Kansas City Chiefs, Houston racked up a staggering 22 sacks in 16 starts, ranking as the second-highest single-season sack total in NFL history. Houston also set career highs in tackles (69) and forced fumbles (4), while his 23 TFL tied for 10th most in league history.



2001

MICHAEL STRAHAN
22.5



2014

JUSTIN HOUSTON
22.0



2011

JARED ALLEN
22.0



1984

MARK GASTINEAU
22.0



1987

CHRIS DOLEMAN
21.0



1987

REGGIE WHITE
21.0

NFL SACKS LEADERS / ACTIVE DEFENDERS

Rk.	Player (Team)	Sacks
1.	Von Miller (Den.)	110.5
2.	Chandler Jones (Ari.)	102.0
	J.J. Watt (Ari.)	102.0
4.	Justin Houston (Bal.)	99.5
5.	Ryan Kerrigan (Phi.)	95.5
6.	Cameron Jordan (NO).....	94.5
7.	Calais Campbell (Bal.)	92.0
8.	Jason Pierre-Paul (TB).....	89.5
9.	Aaron Donald (LAR)	89.0
10.	Robert Quinn (Chi.)	88.0
11.	Carlos Dunlap (Sea.)	87.5
12.	Everson Griffen (Min.).....	84.5
13.	Khalil Mack (Chi.).....	76.5

HOUSTON NOTES TO KNOW

- Houston's additional accolades include: Art Rooney Sportsmanship Award Finalist (2020), Kansas City Chiefs Ed Block Courage Award (2016) and Deacon Jones Award (2014).
- Since entering the league in 2011, Houston has posted four safeties, tying for the most in NFL history (Doug English & Ted Hendricks - 4).
- Houston is only 0.5 sacks away from 100 career sacks, which will make him the 37th player in league history to reach the coveted century mark.

PLAYER NOTES - WILLIAMS & QUEEN



BRANDON WILLIAMS
#98 | DEFENSIVE TACKLE

1X
PRO BOWLER

299
*NO. 2 ACTIVE
FRANCHISE TACKLES
LEADER

*CB JIMMY SMITH (355)

WILLIAMS ANCHORS RUN "D"

Pro Bowl DT Brandon Williams is one of the NFL's top D-linemen, helping Baltimore regularly produce a stout run defense. Since 2014, when Williams became a full-time starter, Baltimore has been especially strong vs. opposing ground games.

FEWEST RUSHING YARDS ALLOWED PER GAME / SINCE 2014

 Baltimore Ravens	96.1
 Tampa Bay Buccaneers	101.4
 Seattle Seahawks	101.6
 Pittsburgh Steelers	102.3
 New York Jets	103.5

LOWEST RUSHING AVG. ALLOWED PER CARRY / SINCE 2014

 New York Jets	3.89
 Tampa Bay Buccaneers	3.93
 Baltimore Ravens	4.01
 Denver Broncos	4.01
 Seattle Seahawks	4.03

BALTIMORE'S BEST DTs

MOST TACKLES BY RAVENS INTERIOR D-LINEMEN

Rk.	Player	Tackles	Years
1.	Kelly Gregg	515	2001-10
2.	Haloti Ngata	446	2006-14
3.	Brandon Williams	299	2013-present
4.	Tony Siragusa	159	1997-2001

MOST TACKLES FOR LOSS BY RAVENS INTERIOR D-LINEMEN

Rk.	Player	TFL	Years
1.	Haloti Ngata	43	2006-14
2.	Brandon Williams	30	2013-present
	Kelly Gregg	30	2001-10

(TFL became an official stat beginning in 2001.)

2020 FIRST-ROUND LINEBACKERS

In 2020, Ravens rookie ILB Patrick Queen and Panthers S Jeremy Chinn were the NFL's only rookie defenders with at least 100 tackles, 1 TFL, 1 sack, 1 INT, 1 FF, 1 FR and 1 TD. Below are the five LBs who were selected in 2020's first round.

2020 FIRST-ROUND NFL LINEBACKERS STATISTICS

Player (Pick / Team)	GP/GS	TT	TFL	S	INTs	FFs	FRs	TDs
Patrick Queen (28/Bal.)	16-16	105	9	3.0	1	2	2	1
Kenneth Murray (23/LAC)	16-16	107	5	1.0	0	0	0	0
Jordyn Brooks (27/Sea.)	14-6	57	2	0.0	0	0	0	0
Isaiah Simmons (8/Ari.)	16-7	46	4	2.0	1	1	1	0
K'Lavon Chaisson (20/Jax.)	16-3	19	3	1.0	0	0	0	0

QUEEN, MURRAY AND SIMMONS (BELOW) WERE NAMED TO THE PFWA ALL-ROOKIE TEAM (2020)



2020

PATRICK QUEEN



2020

KENNETH MURRAY



2020

ISAIAH SIMMONS

THE KING OF QUEENS IN 2020

- In Week 5 of 2020 vs. Cincinnati, ILB Patrick Queen posted a strip-sack and then recovered the ball. Queen became the second Ravens rookie to record a sack, FF and FR in a game, joining OLB Terrell Suggs, who accomplished the feat three times during his 2003 Defensive ROY campaign.
- In that 2020 Cincy game, Queen also had a 53-yard FR-TD, which is the fifth-longest FR-TD in Ravens history (sixth-longest overall). His performance earned him AFC Defensive Player of the Week honors for Week 5.
- Queen became the second NFL defender since 1987 to post 9-plus tackles, at least 2 FRs, 1 sack and 1 defensive TD in a game. Former Texans ILB Demeco Ryans was the other.



PATRICK QUEEN
#6 | INSIDE LINEBACKER

1
NFL DEFENDER (QUEEN) IN
2020 WHO POSTED AT LEAST
70 TACKLES, 3 SACKS, 2 FFs,
2 FRs, 1 INT & 1 DEFENSIVE TD

105
TACKLES
[2020 TEAM LEADER]

36
TACKLES
[2021 TEAM LEADER]

PLAYER NOTES - TUCKER



JUSTIN TUCKER
#9 | KICKER

- 12X** PLAYER OF THE WEEK (FRANCHISE RECORD)
- 7X** AFC SPECIAL TEAMS PLAYER OF THE MONTH
- 4X** PRO BOWLER
- 4X** FIRST-TEAM ALL-PRO
- 2X** SECOND-TEAM ALL-PRO

TUCKER RANKS NO. 1 ALL TIME

K Justin Tucker, the most accurate kicker ever, owns a 90.7% success mark. In 2020, for the fifth-consecutive season, he scored at least 130 points. The five 130-point outputs by Tucker tie an NFL record of consecutive seasons scoring 130-plus points (Stephen Gostkowski, 2011-15, & David Akers, 2008-12).

BEST CAREER FIELD GOAL PERCENTAGE (NFL HISTORY / MIN. 100 ATTEMPTS)

Rk.	Player (Team)	FGM - FGA	Pct.
1.	Justin Tucker (Bal.)	304-335	90.75
2.	Harrison Butker (KC)	127-140	90.71
3.	Chris Boswell (Pit.)	157-178	88.2
4.	Josh Lambo (Jax.)	128-147	87.1
5.	Wil Lutz (NO)	142-164	86.6

TUCKER HITS THE MARK

Since entering the league in 2012, K Justin Tucker ranks at or near the top of several NFL kicking categories:

304 Field Goals Made	1,275 Points Scored	90.75 Career FG Percentage
NFL's Most Since 2012	NFL's Most Since 2012	Best Mark in NFL History
137 40+ Yard FGM	45 50+ Yard FGM	7 Games w/ Dual 50+ FGM
NFL's Most Since 2012	NFL's 2nd Most Since 2012	NFL's Most (Tied) Since 2012

TUCKER'S CHART TALK

MOST FIELD GOALS MADE / SINCE 2012

Rk.	Player (Team)	FGM
1.	Justin Tucker (Bal.)	304
2.	Stephen Gostkowski (FA)	251
3.	Greg Zuerlein (Dal.)	247
4.	Matt Prater (Ari.)	241

MOST POINTS SCORED / SINCE 2012

Rk.	Player (Team)	Points
1.	Justin Tucker (Bal.)	1,275
2.	Stephen Gostkowski (FA)	1,163
3.	Matt Prater (Ari.)	1,107
4.	Mason Crosby (GB)	1,081
5.	Greg Zuerlein (Dal.)	1,057

BEST FIELD GOAL PERCENTAGE ROOKIES / NFL HISTORY

Rk.	Player (Year)	FGM - FGA	Pct.
1.	Michael Badgley (2018)	15-16	93.8
2.	Blair Walsh (2012)	35-38	92.1
3.	Justin Tucker (2012)	30-33	90.9
4.	Harrison Butker (2017)	38-42	90.5
5.	Jason Sanders (2018)	18-20	90.0

BEST FIELD GOAL PERCENTAGE RAVENS SINGLE-SEASON HISTORY (MIN. 16 ATT.)

Rk.	Player (Year)	FGM - FGA	Pct.
1.	Justin Tucker (2016)	38-39	97.4
2.	Justin Tucker (2019)	28-29	96.6
3.	Matt Stover (2006)	28-30	93.3
4.	Justin Tucker (2013)	38-41	92.7
5.	Justin Tucker (2017)	34-37	91.9

CONSECUTIVE FIELD GOALS MADE / ALL-TIME STREAKS

Rk.	Player (Team)	FGM
1.	Adam Vinatieri (2015-16)	44
2.	Mike Vanderjagt (2002-04)	42
3.	Gary Anderson (1997-98)	40
4.	Graham Gano (2020-21)	37
	Jason Myers (2019-21)	37
6.	Matt Stover (2005-06)	36
	Nick Folk (2020-21)	36
7.	Justin Tucker (2015-16)	35
	Adam Vinatieri (2013-14)	35

17 GAME-WINNING FIELD GOALS

- 2021: Week 3 at Det., 66 yds*
- 2020: Week 14 at Cle., 55 yds
- 2019: Week 13 vs. SF, 49 yds
- 2019: Week 5 at Pit., 46 yds OT
- 2018: Week 11 vs. Cin., 24 yds
- 2016: Week 3 at Jax., 53 yds
- 2016: Week 2 at Cle., 49 yds
- 2015: Week 11 vs. STL, 47 yds
- 2015: Week 8 vs. SD, 39 yds
- 2015: Week 4 at Pit., 52 yds OT
- 2014: Week 3 at Cle., 32 yds
- 2013: Week 15 at Det., 61 yds
- 2013: Week 10 vs. Cin., 46 yds OT
- 2013: Week 5 at Mia., 44 yds
- 2012: Div. at Den., 47 yds 2OT
- 2012: Week 12 at SD, 38 yds OT
- 2012: Week 3 vs. NE, 27 yds

*NFL Record

PLAYER NOTES - TUCKER

TUCKER TIDBITS

- Tucker has connected on 52 consecutive fourth-quarter/OT FGAs and is a perfect 16-of-16 on tries in the final minute of regulation throughout his career. His 94.9 career FG% in the second half/OT (150-of-158) also ranks as the NFL's best such mark of all time.
- Since PATs were moved back to the 15-yard line in 2015, Tucker (253-of-257) has produced the NFL's best PAT percentage (98.4, min. 100 attempts)
- Tucker is a seven-time AFC Special Teams Player of the Month. He has also earned a team-record 12 AFC ST Player of the Week honors.
- Tucker's 6 FGs on 12/16/13 at Det. set a team record and a single-game NFL high in 2013. He became the first kicker ever to connect from the 20-, 30-, 40-, 50- & 60-yard range in a game.

PLAYER OF THE MONTH AWARDS

PLAYER OF THE MONTH AWARDS / SINCE AWARD INCEPTION

Rk.	Player	No.
1.	Tom Brady	11
2.	Peyton Manning	8
	Aaron Rodgers	8
4.	Justin Tucker	7
5.	Brett Favre	6
	Barry Sanders	6
	Bruce Smith	6
	J.J. Watt	6
	Steve Young	6

FAST & FURIOUS

Since entering the league in 2012, K Justin Tucker has reached several marks faster than any other player in NFL history:



YEAR 10: MILESTONES IN THE MAKING

- K Justin Tucker needs 55 points to tie Stephen Gostkowski (1,330 points) for the most points scored through a player's first 10 seasons in NFL history.
- Tucker needs 78 more points this season to reach 130 and become the first kicker in NFL history to reach that mark in six consecutive seasons.
- Tucker needs one game with multiple FGM to tie Stephen Gostkowski (95 games) for the most such performances through a player's first 10 seasons in NFL history.

CLUB 30

In 2018, K Justin Tucker became the first kicker in NFL history to produce six seasons with 30-or-more FGs made.

MOST SEASONS WITH 30-PLUS FIELD GOALS MADE (NFL HISTORY)

Rk.	Player	Seasons
1.	Justin Tucker	6
2.	David Akers	5
	John Carney	5
	Robbie Gould	5
	Stephen Gostkowski	5

2016: THE BEST SEASON EVER?

- In 2016, All-Pro K Justin Tucker connected on 38-of-39 FGAs (lone miss was a block), posting the then-fifth-best pct. (97.4) in NFL single-season history.
- Tucker's 38 FGs made in 2016 ranked No. 1 in the NFL, and he was also 27-of-27 on PATs. An NFL single-season record 24 of Tucker's 38 FGs made in 2016 came from 40 yards or beyond.
- Tucker's 10 FGs of 50-plus yards in 2016 are a Ravens' single-season record. They tie (Blair Walsh, 2012 & Brandon McManus, 2020) for the most in NFL history. (Tucker was a perfect 10-for-10 from 50 yards and out in 2016.)

BEST FIELD GOAL PERCENTAGE / NFL SINGLE-SEASON HISTORY

Rk.	Player (Year)	FGM - FGA	Pct.
1.	Gary Anderson (1998)	35-35	100.0
	Mason Crosby (2020)	16-16	100.0
	Jason Myers (2020)	16-16	100.0
	Mike Vanderjagt (2003)	37-37	100.0
	Jeff Wilkins (2000)	17-17	100.0
	Tony Zendejas (1991)	17-17	100.0
7.	Justin Tucker (2016)	38-39	97.4

LONGEST FIELD GOALS MADE / NFL HISTORY


Rk.	Player (Date)	Distance
1.	Justin Tucker (9/26/21 at Det.)	66
2.	Matt Prater (12/8/13 vs. Ten.)	64
3.	Five Kickers	63

MOST 60-PLUS FIELD GOALS MADE / NFL HISTORY

Rk.	Player	FGM
1.	Brett Maher	3
2.	Justin Tucker	2
	Sebastian Janikowski	2
	Jason Myers	2
	Matt Prater	2
	Greg Zuerlein	2

Justin Tucker has connected on 2 of the 25 60-plus-yard FGM in NFL history. Of those 25 conversions, only 7 have been go-ahead makes in the final minute of a game. Tucker is the only kicker in NFL history with multiple such go-ahead makes (66 yards - 9/26/21 at Det.; 61 yards - 12/16/13 at Det.).

PLAYER NOTES - KOCH



SAM KOCH
#4 | PUNTER

IX PRO BOWLER & SECOND-TEAM ALL-PRO

“No matter what, this guy is never satisfied about what he’s done in practice. Even when he has a great day in practice, he’ll tell you: ‘Nope, it wasn’t good enough.’”

- ST Coordinator Chris Horton on P Sam Koch

SAM IN THE 20

P Sam Koch is the Ravens’ all-time leader in punts inside the 20 (435). In 2017, he posted a franchise-record 40 boots inside the 20, which ranked as the NFL’s most.

MOST PUNTS INSIDE THE 20

RAVENS HISTORY

Rk.	Player	Inside 20
1.	Sam Koch	435
2.	Kyle Richardson	128
3.	Dave Zastudil	89

RAVENS SINGLE SEASON

Rk.	Player (Year)	Inside 20
1.	Sam Koch (2017)*	40
2.	Sam Koch (2010)	39
	Kyle Richardson (1999)	39

*In 2017, Koch’s 40 punts inside the 20 ranked No. 1 in the NFL

KOCH DOMINATED IN 2017

No punter in 2017 was more dominant at pinning opponents deep in their own territory than P Sam Koch.

PUNTS INSIDE 20 [NFL RANK]

1

Sam Koch 40
Chris Jones 34
Two Players 33

PUNTS INSIDE 10 [NFL RANK]

1

Sam Koch 16
Marquette King... 14
Three Players 13

PUNTS INSIDE 5 [NFL RANK]

2

Andy Lee 6
Sam Koch 5
Three Others 5

FAST FACTS

- In Week 4 of 2020 at Washington, P Sam Koch completed a 15-yard pass to WR Miles Boykin on a fourth-and-9 fake punt. Among players with at least 5 career passes, Koch holds the NFL record with a 100% completion rate, going 7-of-7 for 82 yards and a 115.5 rating.
- In 2020, Koch was the NFL’s only punter to place at least 20 punts inside in the 20-yard line (22) and have no more than 1 TB.

RAVENS ALL-TIME LEADER

P Sam Koch owns a 45.4 career gross average and 39.7 career net, both marks that rank first in Ravens history. In 2014, he posted a career-high and team-record 47.4-yard gross (matched again in 2018) and 43.3-yard net average.

CAREER GROSS AVERAGE [RAVENS HISTORY]

Rk.	Player	Average
1.	Sam Koch	45.4
2.	Greg Montgomery	43.2
3.	Dave Zastudil	41.6

CAREER NET AVERAGE [RAVENS HISTORY]

Rk.	Player	Average
1.	Sam Koch	39.7
2.	Greg Montgomery	37.2
3.	Kyle Richardson	35.4

PINNING ‘EM DEEP

Dating back to 2006, when he entered the NFL, P Sam Koch’s 435 punts inside the 20 rank second in the NFL.

NFL PUNTS INSIDE THE 20 / SINCE 2006

Rk.	Player (Team)	Inside the 20
1.	Dustin Colquitt (Atl.)	444
2.	Sam Koch (Bal.)	435
3.	Andy Lee (Ari.)	411

RAVENS IRONMEN

RAVENS CONSECUTIVE GAMES PLAYED ALL-TIME STREAKS

Rk.	Player	Games	Years
1.	Sam Koch	239	2006-20
2.	Justin Tucker	150	2012-present
3.	Jarret Johnson	129	2003-11

BALTIMORE RAVENS MOST ALL-TIME GAMES PLAYED

Rk.	Player	Games	Years
1.	Sam Koch	245	2006-present
2.	Terrell Suggs	229	2003-18
3.	Ray Lewis	228	1996-2012
4.	Matt Stover	207	1996-2008
5.	Jonathan Ogden	177	1996-2007
	Marshal Yanda	177	2007-19

ESPN’S KEVIN SEIFERT ON SAM KOCH’S ARSENAL OF PUNTS:

“Some are designed to hook toward the sideline with maximum hang time. Others use an intentionally low trajectory to aid coverage teams. He has a knuckler and one kick that drops, from the returner’s perspective, roughly in the shape of the letter ‘S.’ He’s debuted a ‘boomerang’ punt that does just what you would imagine it might. Most, but not all, of these punts are intended to discourage a clean catch and minimize the return. ... Sam Koch and the Ravens have introduced a new way to punt.”

ALPHABETICAL ROSTER

NO.	NAME	POS	HT	WT	DOB	EXP	COLLEGE	HOMETOWN	HOW ACO
89	Andrews, Mark	TE	6-5	256	09/06/95	4	Oklahoma	Scottsdale, AZ	D3b '18
23	Averett, Anthony	CB	5-11	184	11/30/94	4	Alabama	Woodbury, NJ	D4a '18
12	Bateman, Rashod	WR	6-1	193	11/29/99	R	Minnesota	Tifton, GA	D1a '21
17	Bell, Le'Veon	RB	6-1	225	02/18/92	8	Michigan State	Reynoldsburg, OH	FA '21
49	Board, Chris	ILB	6-2	237	07/23/95	4	North Dakota State	Orlando, FL	FA '18
54	Bowser, Tyus	OLB	6-3	242	05/23/95	5	Houston	Tyler, TX	D2 '17
80	Boykin, Miles	WR	6-4	220	10/12/96	3	Notre Dame	New Lenox, IL	D3b '19
77	Bozeman, Bradley	C/G	6-5	325	11/24/94	4	Alabama	Roanoke, AL	D6c '18
5	Brown, Marquise	WR	5-9	180	06/04/97	3	Oklahoma	Hollywood, FL	D1 '19
56	Bynes, Josh	ILB	6-1	235	08/24/89	10	Auburn	Lauderdale Lakes, FL	FA '21
93	Campbell, Calais	DE	6-8	300	09/01/86	14	Miami (Fla)	Denver, CO	TR (Jax.) '20
36	Clark, Chuck	S	6-0	205	04/19/95	5	Virginia Tech	Suffolk, VA	D6 '17
63	Colon, Trystan	C/G	6-3	313	03/23/98	2	Missouri	Webb City, MO	FA '20
13	Duvernay, Devin	WR	5-11	200	09/12/97	2	Texas	Sachse, TX	D3b '20
32	Elliott, DeShon	S	6-1	210	04/21/97	4	Texas	Dallas, TX	D6a '18
71	Ellis, Justin	DT	6-2	350	12/27/90	8	Louisiana Tech	Neville, LA	FA '19
33	Freeman, Devonta	RB	5-8	206	03/15/92	8	Florida State	Miami, FL	FA '21
40	Harrison, Malik	ILB	6-3	247	03/05/98	2	Ohio State	Columbus, OH	D3c '20
50	Houston, Justin	OLB	6-3	270	01/21/89	11	Georgia	Statesboro, GA	FA '21
44	Humphrey, Marlon	CB	6-0	197	07/08/96	5	Alabama	Hoover, AL	D1 '17
2	Huntley, Tyler	QB	6-1	196	02/03/98	2	Utah	Hallandale Beach, FL	FA '20
8	Jackson, Lamar	QB	6-2	212	01/07/97	4	Louisville	Pompano Beach, FL	D1b '18
4	Koch, Sam	P	6-1	222	08/13/82	16	Nebraska	Seward, NE	D6a '06
41	Levine Sr., Anthony	DB/LB	5-11	207	03/27/87	10	Tennessee State	Abbeville, LA	FA '12
92	Madubuike, Justin	DT	6-3	300	11/17/97	2	Texas A&M	McKinney, TX	D3a '20
90	McPhee, Pernell	OLB	6-3	269	12/17/88	11	Mississippi State	Pahokee, FL	(Was.) '19
65	Mekari, Patrick	OL	6-4	308	08/13/97	3	Cal-Berkeley	Westlake Village, CA	FA '19
46	Moore, Nick	LS	6-2	248	12/09/92	2	Georgia	Snellville, GA	FA '20
28	Murray, Latavius	RB	6-3	230	01/18/90	8	Central Florida	Nedrow, NY	FA '21
84	Oliver, Josh	TE	6-5	249	03/21/97	3	San Jose State	Paso Robles, CA	TR (Jax.) '21
99	Oweh, Odafe	OLB	6-5	251	12/15/98	R	Penn State	Hackensack, NJ	D1b '21
74	Phillips, Tyre	G/T	6-5	330	01/29/97	2	Mississippi State	Grenada, MS	D3d '20
72	Powers, Ben	G	6-4	310	10/29/96	3	Oklahoma	Wichita, KS	D4b '19
11	Proche II, James	WR	5-11	201	09/20/96	2	Southern Methodist	Dallas, TX	D6 '20
6	Queen, Patrick	ILB	6-0	232	08/13/99	2	Louisiana State	Ventress, LA	D1 '20
42	Ricard, Patrick	FB/DL	6-3	303	05/27/94	5	Maine	Spencer, MA	FA '17
22	Smith, Jimmy	CB	6-2	210	07/26/88	11	Colorado	Colton, CA	D1 '11
21	Stephens, Brandon	DB	6-1	213	12/29/97	R	Southern Methodist	Plano, TX	D3b '21
26	Stone, Geno	S	5-11	207	04/19/99	2	Iowa	New Castle, PA	D7 '20
85	Tomlinson, Eric	TE	6-6	263	04/22/92	5	UTEP	Oklahoma City, OK	FA '20
9	Tucker, Justin	K	6-1	183	11/21/89	10	Texas	Austin, TX	FA '12
78	Villanueva, Alejandro	T	6-9	320	09/22/88	7	Army	Meridian, MS	FA '21
16	Wallace, Tylan	WR	5-11	193	05/13/99	R	Oklahoma State	Fort Worth, TX	D4 '21
29	Washington, Ar'Darius	S	5-8	176	11/02/99	R	Texas Christian	Shreveport, LA	FA '21
96	Washington, Broderick	DT	6-2	305	12/04/96	2	Texas Tech	Longview, TX	D5 '20
14	Watkins, Sammy	WR	6-1	211	06/14/93	8	Clemson	Fort Myers, FL	UFA (KC) '21
57	Welch, Kristian	LB	6-3	240	05/24/98	2	Iowa	Iola, WI	FA '20
98	Williams, Brandon	DT	6-1	336	02/21/89	9	Missouri Southern St.	Kirkwood, MO	D3 '13
34	Williams, Ty'Son	RB	6-0	220	09/20/96	2	BYU	Sumter, SC	FA '20
25	Young, Tavon	CB	5-9	185	03/14/94	6	Temple	Oxon Hill, MD	D4a '16
70	Zeitler, Kevin	G	6-4	315	03/08/90	9	Wisconsin	Waukesha, WI	FA '21

Practice Squad (15)

64	Carpenter, James	G	6-5	321	03/22/89	10	Alabama	Augusta, GA	FA '21
61	Jones-Smith, Jaryd	T	6-7	345	09/03/95	1	Pittsburgh	Camden, NJ	FA '21
47	McCrary, Nate	RB	6-0	213	04/09/99	R	Saginaw Valley State	Muskegon, MI	FA '21
69	McKenzie, Kahlil	DT	6-3	326	01/03/97	2	Tennessee	Green Bay, WI	FA '21
7	McSorley, Trace	QB	6-0	202	08/23/95	3	Penn State	Ashburn, VA	D6 '19
10	Moore, Jaylon	WR	5-11	191	07/01/97	1	Tennessee-Martin	Memphis, TN	FA '20
83	Poljan, Tony	TE	6-7	251	04/25/97	R	Virginia	Lansing, MI	FA '21
48	Richards, Jordan	S	5-11	215	01/21/93	7	Stanford	Folsom, CA	FA '19
38	Seymour, Kevon	DB	6-0	185	11/30/93	5	USC	Pasadena, CA	FA '21
62	Sharpe, David	T	6-6	330	10/21/95	5	Florida	Jacksonville, FL	FA '21
76	Smith, Andre	T	6-4	330	01/25/87	13	Alabama	Birmingham, AL	FA '19
58	Thomas, Joe	LB	6-1	233	05/06/91	7	South Carolina State	Blackville, S.C.	FA '21
15	Verity, Jake	K	6-2	197	12/23/97	R	East Carolina	Bremen, GA	FA '21
81	Victor, Binjimen	WR	6-4	199	01/15/97	1	Ohio State	Pompano Beach, FL	FA '21
39	Wilkins, Mazzi	DB	6-0	191	10/12/95	3	South Florida	Tampa, FL	FA '21

Injured Reserve (16)

51	Alaka, Otaro	ILB	6-3	239	05/18/96	3	Texas A&M	Houston, TX	FA '19
86	Boyle, Nick	TE	6-4	270	02/17/93	7	Delaware	Sussex, NJ	D5a '15
66	Cleveland, Ben	G	6-6	357	08/25/98	R	Georgia	Toccoa, GA	D3a '21
97	Crawford, Aaron	DT	6-1	315	11/04/97	2	North Carolina	Ashburn, VA	FA '20
27	Dobbins, J.K.	RB	5-10	212	12/17/98	2	Ohio State	La Grange, TX	D2 '20
31	Dorsey, Khalil	CB	5-9	181	03/31/98	2	Northern Arizona	Ontario, CA	FA '20
35	Edwards, Gus	RB	6-1	238	04/13/95	4	Rutgers	Liberia	FA '18
3	Fort, L.J.	ILB	6-0	232	01/03/90	7	Northern Iowa	Waynesville, MO	FA '19
59	Hayes, Daelin	OLB	6-4	253	05/16/98	R	Notre Dame	Belleville, MI	D5b '21
43	Hill, Justice	RB	5-10	200	11/14/97	3	Oklahoma State	Tulsa, OK	D4a '19
91	Kelly, Xavier	DT	6-6	306	10/02/97	R	Arkansas	Wichita, KA	FA '21
37	Marshall, Iman	CB	6-1	210	02/27/97	3	Southern California	Long Beach, CA	D4c '19
24	Peters, Marcus	CB	6-0	197	01/09/93	7	Washington	Oakland, CA	TR (LAR) '19
79	Stanley, Ronnie	T	6-6	315	03/18/94	6	Notre Dame	Las Vegas, NV	D1 '16
30	Westry, Chris	CB	6-4	197	07/10/97	2	Kentucky	Orange Park, FL	FA '21
95	Wolfe, Derek	DE	6-5	285	02/24/90	10	Cincinnati	East Liverpool, OH	UFA (Den.) '20

Roster Exemption (1)

45	Ferguson, Jaylon	OLB	6-5	270	12/14/95	3	Louisiana Tech	St. Francisville, LA	D3a '19
----	------------------	-----	-----	-----	----------	---	----------------	----------------------	---------

Reserve/NFIN (1)

60	James, Ja'Wuan	T	6-6	312	06/03/92	7	Tennessee	Atlanta, GA	FA '21
----	----------------	---	-----	-----	----------	---	-----------	-------------	--------

Reserve/League Susp. (1)

68	Ealy, Adrian	T	6-6	321	08/07/99	R	Oklahoma	Gonzales, LA	FA '21
----	--------------	---	-----	-----	----------	---	----------	--------------	--------



NUMERICAL ROSTER

NO.	NAME	POS	HT	WT	DOB	EXP	COLLEGE	HOMETOWN	HOW ACO
2	Tyler Huntley	QB	6-1	196	02/03/98	2	Utah	Hallandale Beach, FL	FA '20
4	Sam Koch	P	6-1	222	08/13/82	16	Nebraska	Seward, NE	D6a '06
5	Marquise Brown	WR	5-9	180	06/04/97	3	Oklahoma	Hollywood, FL	D1 '19
6	Patrick Queen	ILB	6-0	232	08/13/99	2	Louisiana State	Ventress, LA	D1 '20
8	Lamar Jackson	QB	6-2	212	01/07/97	4	Louisville	Pompano Beach, FL	D1b '18
9	Justin Tucker	K	6-1	183	11/21/89	10	Texas	Austin, TX	FA '12
11	James Proche II	WR	5-11	201	09/20/96	2	Southern Methodist	Dallas, TX	D6 '20
12	Rashod Bateman	WR	6-1	193	11/29/99	R	Minnesota	Tifton, GA	D1a '21
13	Devin Duvernay	WR	5-11	200	09/12/97	2	Texas	Sachse, TX	D3b '20
14	Sammy Watkins	WR	6-1	211	06/14/93	8	Clemson	Fort Myers, FL	UFA (KC) '21
16	Tylan Wallace	WR	5-11	193	05/13/99	R	Oklahoma State	Fort Worth, TX	D4 '21
17	Le'Veon Bell	RB	6-1	225	02/18/92	8	Michigan State	Reynoldsburg, OH	FA '21
21	Brandon Stephens	DB	6-1	213	12/29/97	R	Southern Methodist	Plano, TX	D3b '21
22	Jimmy Smith	CB	6-2	210	07/26/88	11	Colorado	Colton, CA	D1 '11
23	Anthony Averett	CB	5-11	184	11/30/94	4	Alabama	Woodbury, NJ	D4a '18
25	Tavon Young	CB	5-9	185	03/14/94	6	Temple	Oxon Hill, MD	D4a '16
26	Geno Stone	S	5-11	207	04/19/99	2	Iowa	New Castle, PA	D7 '20
28	Latavius Murray	RB	6-3	230	01/18/90	8	Central Florida	Nedrow, NY	FA '21
29	Ar'Darius Washington	S	5-8	176	11/02/99	R	Texas Christian	Shreveport, LA	FA '21
32	DeShon Elliott	S	6-1	210	04/21/97	4	Texas	Dallas, TX	D6a '18
33	Devonta Freeman	RB	5-8	206	03/15/92	8	Florida State	Miami, FL	FA '21
34	Tyson Williams	RB	6-0	220	09/20/96	2	BYU	Sumter, SC	FA '20
36	Chuck Clark	S	6-0	205	04/19/95	5	Virginia Tech	Suffolk, VA	D6 '17
40	Malik Harrison	ILB	6-3	247	03/05/98	2	Ohio State	Columbus, OH	D3c '20
41	Anthony Levine Sr.	DB/LB	5-11	207	03/27/87	10	Tennessee State	Abbeville, LA	FA '12
42	Patrick Ricard	FB/DL	6-3	303	05/27/94	5	Maine	Spencer, MA	FA '17
44	Marlon Humphrey	CB	6-0	197	07/08/96	5	Alabama	Hoover, AL	D1 '17
46	Nick Moore	LS	6-2	248	12/09/92	2	Georgia	Snellville, GA	FA '20
49	Chris Board	ILB	6-2	237	07/23/95	4	North Dakota State	Orlando, FL	FA '18
50	Justin Houston	OLB	6-3	270	01/21/89	11	Georgia	Statesboro, GA	FA '21
54	Tyus Bowser	OLB	6-3	242	05/23/95	5	Houston	Tyler, TX	D2 '17
56	Josh Bynes	ILB	6-1	235	08/24/89	10	Auburn	Lauderdale Lakes, FL	FA '21
57	Kristian Welch	LB	6-3	240	05/24/98	2	Iowa	Iola, WI	FA '20
63	Trystan Colon	C/G	6-3	313	03/23/98	2	Missouri	Webb City, MO	FA '20
65	Patrick Mekari	OL	6-4	308	08/13/97	3	Cal-Berkeley	Westlake Village, CA	FA '19
70	Kevin Zeitler	G	6-4	315	03/08/90	9	Wisconsin	Waukesha, WI	FA '21
71	Justin Ellis	DT	6-2	350	12/27/90	8	Louisiana Tech	Neville, LA	FA '19
72	Ben Powers	G	6-4	310	10/29/96	3	Oklahoma	Wichita, KS	D4b '19
74	Tyre Phillips	G/T	6-5	330	01/29/97	2	Mississippi State	Grenada, MS	D3d '20
77	Bradley Bozeman	C/G	6-5	325	11/24/94	4	Alabama	Roanoke, AL	D6c '18
78	Alejandro Villanueva	T	6-9	320	09/22/88	7	Army	Meridian, MS	FA '21
80	Miles Boykin	WR	6-4	220	10/12/96	3	Notre Dame	New Lenox, IL	D3b '19
84	Josh Oliver	TE	6-5	249	03/21/97	3	San Jose State	Paso Robles, CA	TR (Jax.) '21
85	Eric Tomlinson	TE	6-6	263	04/22/92	5	UTEP	Oklahoma City, OK	FA '20
89	Mark Andrews	TE	6-5	256	09/06/95	4	Oklahoma	Scottsdale, AZ	D3b '18
90	Pernell McPhee	OLB	6-3	269	12/17/88	11	Mississippi State	Pahokee, FL	(Was.) '19
92	Justin Madubuike	DT	6-3	300	11/17/97	2	Texas A&M	McKinney, TX	D3a '20
93	Calais Campbell	DE	6-8	300	09/01/86	14	Miami (Fla)	Denver, CO	TR (Jax.) '20
96	Broderick Washington	DT	6-2	305	12/04/96	2	Texas Tech	Longview, TX	D5 '20
98	Brandon Williams	DT	6-1	336	02/21/89	9	Missouri Southern St.	Kirkwood, MO	D3 '13
99	Odafe Oweh	OLB	6-5	251	12/15/98	R	Penn State	Hackensack, NJ	D1b '21

Practice Squad (15)

7	Trace McSorley	QB	6-0	202	08/23/95	3	Penn State	Ashburn, VA	D6 '19
10	Jaylon Moore	WR	5-11	191	07/01/97	1	Tennessee-Martin	Memphis, TN	FA '20
15	Jake Verity	K	6-2	197	12/23/97	R	East Carolina	Bremen, GA	FA '21
38	Kevon Seymour	DB	6-0	185	11/30/93	5	USC	Pasadena, CA	FA '21
39	Mazzi Wilkins	DB	6-0	191	10/12/95	3	South Florida	Tampa, FL	FA '21
47	Nate McCrary	RB	6-0	213	04/09/99	R	Saginaw Valley State	Muskegon, MI	FA '21
48	Jordan Richards	S	5-11	215	01/21/93	7	Stanford	Folsom, CA	FA '19
58	Joe Thomas	LB	6-1	233	05/06/91	7	South Carolina State	Blackville, S.C.	FA '21
61	Jaryd Jones-Smith	T	6-7	345	09/03/95	1	Pittsburgh	Camden, NJ	FA '21
62	David Sharpe	T	6-6	330	10/21/95	5	Florida	Jacksonville, FL	FA '21
64	James Carpenter	G	6-5	321	03/22/89	10	Alabama	Augusta, GA	FA '21
69	Kahlil McKenzie	DT	6-3	326	01/03/97	2	Tennessee	Green Bay, WI	FA '21
76	Andre Smith	T	6-4	330	01/25/87	13	Alabama	Birmingham, AL	FA '19
81	Binjimen Victor	WR	6-4	199	01/15/97	1	Ohio State	Pompano Beach, FL	FA '21
83	Tony Poljan	TE	6-7	251	04/25/97	R	Virginia	Lansing, MI	FA '21

Injured Reserve (16)

3	L.J. Fort	ILB	6-0	232	01/03/90	7	Northern Iowa	Waynesville, MO	FA '19
24	Marcus Peters	CB	6-0	197	01/09/93	7	Washington	Oakland, CA	TR (LAR) '19
27	J.K. Dobbins	RB	5-10	212	12/17/98	2	Ohio State	La Grange, TX	D2 '20
30	Chris Westry	CB	6-4	197	07/10/97	2	Kentucky	Orange Park, FL	FA '21
31	Khalil Dorsey	CB	5-9	181	03/31/98	2	Northern Arizona	Ontario, CA	FA '20
35	Gus Edwards	RB	6-1	238	04/13/95	4	Rutgers	Liberia	FA '18
37	Iman Marshall	CB	6-1	210	02/27/97	3	Southern California	Long Beach, CA	D4c '19
43	Justice Hill	RB	5-10	200	11/14/97	3	Oklahoma State	Tulsa, OK	D4a '19
51	Otaru Alaka	ILB	6-3	239	05/18/96	3	Texas A&M	Houston, TX	FA '19
59	Daelin Hayes	OLB	6-4	253	05/16/98	R	Notre Dame	Belleville, MI	D5b '21
66	Ben Cleveland	G	6-6	357	08/25/98	R	Georgia	Toccoa, GA	D3a '21
79	Ronnie Stanley	T	6-6	315	03/18/94	6	Notre Dame	Las Vegas, NV	D1 '16
86	Nick Boyle	TE	6-4	270	02/17/93	7	Delaware	Sussex, NJ	D5a '15
91	Xavier Kelly	DT	6-6	306	10/02/97	R	Arkansas	Wichita, KA	FA '21
95	Derek Wolfe	DE	6-5	285	02/24/90	10	Cincinnati	East Liverpool, OH	UFA (Den.) '20
97	Aaron Crawford	DT	6-1	315	11/04/97	2	North Carolina	Ashburn, VA	FA '20

Roster Exemption (1)

45	Jaylon Ferguson	OLB	6-5	270	12/14/95	3	Louisiana Tech	St. Francisville, LA	D3a '19
----	-----------------	-----	-----	-----	----------	---	----------------	----------------------	---------

Reserve/NFID (1)

60	Ja'Wuan James	T	6-6	312	06/03/92	7	Tennessee	Atlanta, GA	FA '21
----	---------------	---	-----	-----	----------	---	-----------	-------------	--------

Reserve/League Susp. (1)

68	Adrian Ealy	T	6-6	321	08/07/99	R	Oklahoma	Gonzales, LA	FA '21
----	-------------	---	-----	-----	----------	---	----------	--------------	--------



POSITIONAL ROSTER

NO.	NAME	POS.	HT.	WT.	AGE	EXP.	COLLEGE	HOMETOWN	HOW ACQ.
QUARTERBACKS (3)									
2	Tyler Huntley	QB	6-1	196	23	2	Utah	Hallandale Beach, FL	FA '20
7	Trace McSorley (PS)	QB	6-0	202	26	3	Penn State	Ashburn, VA	D6 '19
8	Lamar Jackson	QB	6-2	212	24	4	Louisville	Pompano Beach, FL	D1b '18
RUNNING BACKS (9)									
17	Le'Veon Bell	RB	6-1	225	29	8	Michigan State	Reynoldsburg, OH	FA '21
27	J.K. Dobbins (IR)	RB	5-10	212	22	2	Ohio State	La Grange, TX	D2 '20
28	Lataavius Murray	RB	6-3	230	31	8	Central Florida	Nedrow, NY	FA '21
33	Devonta Freeman	RB	5-8	206	29	8	Florida State	Miami, FL	FA '21
34	Ty Son Williams	RB	6-0	220	25	2	BYU	Sumter, SC	FA '20
35	Gus Edwards (IR)	RB	6-1	238	26	4	Rutgers	Liberia	FA '18
42	Patrick Ricard	FB/DL	6-3	303	27	5	Maine	Spencer, MA	FA '17
43	Justice Hill (IR)	RB	5-10	200	23	3	Oklahoma State	Tulsa, OK	D4a '19
47	Nate McCrary (PS)	RB	6-0	213	22	R	Saginaw Valley State	Muskegon, MI	FA '21
WIDE RECEIVERS (9)									
5	Marquise Brown	WR	5-9	180	24	3	Oklahoma	Hollywood, FL	D1 '19
10	Jaylon Moore (PS)	WR	5-11	191	24	1	Tennessee-Martin	Memphis, TN	FA '20
11	James Proche II	WR	5-11	201	25	2	Southern Methodist	Dallas, TX	D6 '20
12	Rashod Bateman	WR	6-1	193	21	R	Minnesota	Tifton, GA	D1a '21
13	Devin Duvernay	WR	5-11	200	24	2	Texas	Sachse, TX	D3b '20
14	Sammy Watkins	WR	6-1	211	28	8	Clemson	Fort Myers, FL	UFA (KC) '21
16	Tylan Wallace	WR	5-11	193	22	R	Oklahoma State	Fort Worth, TX	D4 '21
80	Miles Boykin	WR	6-4	220	25	3	Notre Dame	New Lenox, IL	D3b '19
81	Binjimen Victor (PS)	WR	6-4	199	24	1	Ohio State	Pompano Beach, FL	FA '21
TIGHT ENDS (5)									
83	Tony Poljan (PS)	TE	6-7	251	24	R	Virginia	Lansing, MI	FA '21
84	Josh Oliver	TE	6-5	249	24	3	San Jose State	Paso Robles, CA	TR (Jax.) '21
85	Eric Tomlinson	TE	6-6	263	29	5	UTEP	Oklahoma City, OK	FA '20
86	Nick Boyle (IR)	TE	6-4	270	28	7	Delaware	Sussex, NJ	D5a '15
89	Mark Andrews	TE	6-5	256	26	4	Oklahoma	Scottsdale, AZ	D3b '18
OFFENSIVE LINE (15)									
60	Ja'Wuan James (R/NFIN)	T	6-6	312	29	7	Tennessee	Atlanta, GA	FA '21
61	Jaryd Jones-Smith (PS)	T	6-7	345	26	1	Pittsburgh	Camden, NJ	FA '21
62	David Sharpe (PS)	T	6-6	330	25	5	Florida	Jacksonville, FL	FA '21
63	Trystan Colon	C/G	6-3	313	23	2	Missouri	Webb City, MO	FA '20
64	James Carpenter (PS)	G	6-5	321	32	10	Alabama	Augusta, GA	FA '21
65	Patrick Mekari	OL	6-4	308	24	3	Cal-Berkeley	Westlake Village, CA	FA '19
66	Ben Cleveland (IR)	G	6-6	357	23	R	Georgia	Toccoa, GA	D3a '21
68	Adrian Ealy (R/SUS)	T	6-6	321	22	R	Oklahoma	Gonzales, LA	FA '21
70	Kevin Zeitler	G	6-4	315	31	9	Wisconsin	Waukesha, WI	FA '21
72	Ben Powers	G	6-4	310	24	3	Oklahoma	Wichita, KS	D4b '19
74	Tyre Phillips	G/T	6-5	330	24	2	Mississippi State	Grenada, MS	D3d '20
76	Andre Smith (PS)	T	6-4	330	34	13	Alabama	Birmingham, AL	FA '19
77	Bradley Bozeman	C/G	6-5	325	26	4	Alabama	Roanoke, AL	D6c '18
78	Alejandro Villanueva	T	6-9	320	33	7	Army	Meridian, MS	FA '21
79	Ronnie Stanley (IR)	T	6-6	315	27	6	Notre Dame	Las Vegas, NV	D1 '16
LINEBACKERS (14)									
3	L.J. Fort (IR)	ILB	6-0	232	31	7	Northern Iowa	Waynesville, MO	FA '19
6	Patrick Queen	ILB	6-0	232	22	2	Louisiana State	Ventress, LA	D1 '20
40	Malik Harrison	ILB	6-3	247	23	2	Ohio State	Columbus, OH	D3c '20
45	Jaylon Ferguson (#)	OLB	6-5	270	25	3	Louisiana Tech	St. Francisville, LA	D3a '19
49	Chris Board	ILB	6-2	237	26	4	North Dakota State	Orlando, FL	FA '18
50	Justin Houston	OLB	6-3	270	32	11	Georgia	Statesboro, GA	FA '21
51	Otaro Alaka (IR)	ILB	6-3	239	25	3	Texas A&M	Houston, TX	FA '19
54	Tyus Bowser	OLB	6-3	242	26	5	Houston	Tyler, TX	D2 '17
56	Josh Bynes	ILB	6-1	235	32	10	Auburn	Lauderdale Lakes, FL	FA '21
57	Kristian Welch	LB	6-3	240	23	2	Iowa	Iola, WI	FA '20
58	Joe Thomas (PS)	LB	6-1	233	30	7	South Carolina State	Blackville, S.C.	FA '21
59	Daelin Hayes (IR)	OLB	6-4	253	23	R	Notre Dame	Belleville, MI	D5b '21
90	Pernell McPhee	OLB	6-3	269	32	11	Mississippi State	Pahokee, FL	(Was.) '19
99	Odafe Oweh	OLB	6-5	251	22	R	Penn State	Hackensack, NJ	D1b '21
DEFENSIVE BACKS (17)									
21	Brandon Stephens	DB	6-1	213	23	R	Southern Methodist	Plano, TX	D3b '21
22	Jimmy Smith	CB	6-2	210	33	11	Colorado	Colton, CA	D1 '11
23	Anthony Averett	CB	5-11	184	26	4	Alabama	Woodbury, NJ	D4a '18
24	Marcus Peters (IR)	CB	6-0	197	28	7	Washington	Oakland, CA	TR (LAR) '19
25	Tavon Young	CB	5-9	185	27	6	Temple	Oxon Hill, MD	D4a '16
26	Geno Stone	S	5-11	207	22	2	Iowa	New Castle, PA	D7 '20
29	Ar'Darius Washington	S	5-8	176	21	R	Texas Christian	Shreveport, LA	FA '21
30	Chris Westry (IR)	CB	6-4	197	24	2	Kentucky	Orange Park, FL	FA '21
31	Khalil Dorsey (IR)	CB	5-9	181	23	2	Northern Arizona	Ontario, CA	FA '20
32	DeShon Elliott	S	6-1	210	24	4	Texas	Dallas, TX	D6a '18
36	Chuck Clark	S	6-0	205	26	5	Virginia Tech	Suffolk, VA	D6 '17
37	Iman Marshall (IR)	CB	6-1	210	24	3	Southern California	Long Beach, CA	D4c '19
38	Kevon Seymour (PS)	DB	6-0	185	27	5	USC	Pasadena, CA	FA '21
39	Mazzi Wilkins (PS)	DB	6-0	191	26	3	South Florida	Tampa, FL	FA '21
41	Anthony Levine Sr.	DB/LB	5-11	207	34	10	Tennessee State	Abbeville, LA	FA '12
44	Marlon Humphrey	CB	6-0	197	25	5	Alabama	Hoover, AL	D1 '17
48	Jordan Richards (PS)	S	5-11	215	28	7	Stanford	Folsom, CA	FA '19
DEFENSIVE LINE (9)									
69	Kahlil McKenzie (PS)	DT	6-3	326	24	2	Tennessee	Green Bay, WI	FA '21
71	Justin Ellis	DT	6-2	350	30	8	Louisiana Tech	Neville, LA	FA '19
91	Xavier Kelly (IR)	DT	6-6	306	24	R	Arkansas	Wichita, KA	FA '21
92	Justin Madubuike	DT	6-3	300	23	2	Texas A&M	McKinney, TX	D3a '20
93	Calais Campbell	DE	6-8	300	35	14	Miami (Fla)	Denver, CO	TR (Jax.) '20
95	Derek Wolfe (IR)	DE	6-5	285	31	10	Cincinnati	East Liverpool, OH	UFA (Den.) '20
96	Broderick Washington	DT	6-2	305	24	2	Texas Tech	Longview, TX	D5 '20
97	Aaron Crawford (IR)	DT	6-1	315	23	2	North Carolina	Ashburn, VA	FA '20
98	Brandon Williams	DT	6-1	336	32	9	Missouri Southern St.	Kirkwood, MO	D3 '13
SPECIALISTS (4)									
4	Sam Koch	P	6-1	222	39	16	Nebraska	Seward, NE	D6a '06
9	Justin Tucker	K	6-1	183	31	10	Texas	Austin, TX	FA '12
15	Jake Verity (PS)	K	6-2	197	23	R	East Carolina	Bremen, GA	FA '21
46	Nick Moore	LS	6-2	248	28	2	Georgia	Snellville, GA	FA '20

DEPTH CHART

Compiled by Ravens PR staff on Oct. 19, 2021

OFFENSE

WR	14	Sammy Watkins*	<u>12</u>	<u>Rashod Bateman</u>	11	James Proche II	<u>16</u>	<u>Tylan Wallace</u>
WR	5	Marquise Brown	13	Devin Duvernay	80	Miles Boykin		
LT	78	Alejandro Villanueva	74	Tyre Phillips				
LG	72	Ben Powers	74	Tyre Phillips	63	Trystan Colon		
C	77	Bradley Bozeman	63	Trystan Colon	65	Patrick Mekari		
RG	70	Kevin Zeitler	74	Tyre Phillips	63	Trystan Colon		
RT	65	Patrick Mekari	74	Tyre Phillips				
TE	89	Mark Andrews	85	Eric Tomlinson	84	Josh Oliver		
QB	8	Lamar Jackson	2	Tyler Huntley				
FB	42	Patrick Ricard						
RB	28	Latavius Murray	33	Devonta Freeman	17	Le'Veon Bell	34	Ty'Son Williams

DEFENSE

DT	92	Justin Madubuike	96	Broderick Washington				
NT	98	Brandon Williams	71	Justin Ellis				
DE	93	Calais Campbell	96	Broderick Washington				
RUSH	50	Justin Houston	<u>99</u>	<u>Odafe Oweh</u>	45	Jaylon Ferguson		
MLB	56	Josh Bynes	49	Chris Board				
WLB	6	Patrick Queen	40	Malik Harrison	57	Kristian Welch		
SAM	54	Tyus Bowser	90	Pernell McPhee				
CB	23	Anthony Averett	22	Jimmy Smith				
SS	36	Chuck Clark	26	Geno Stone	41	Anthony Levine Sr.		
FS	32	DeShon Elliott	<u>21</u>	<u>Brandon Stephens</u>	<u>29</u>	<u>Ar'Darius Washington</u>		
CB	44	Marlon Humphrey	25	Tavon Young				

SPECIAL TEAMS

P	4	Sam Koch						
K	9	Justin Tucker						
H	4	Sam Koch						
LS	46	Nick Moore						
KOR	13	Devin Duvernay	11	James Proche II	34	Ty'Son Williams		
PR	13	Devin Duvernay	11	James Proche II	<u>16</u>	<u>Tylan Wallace</u>		

All Rookies Underlined *Missed Last Game w/ Injury

PRONUNCIATIONS

PLAYERS: Otaro Alaka (oh-TARE-oh); Anthony Averett (AVE-rett); Calais Campbell (cuh-LAY-us); Khalil Dorsey (kuh-LIL); Devin Duvernay (DOO-ver-nay); Sam Koch (Cook); Anthony Levine Sr. (luh-VEEN); Justin Madubuike (mad-uh-BEE-kay); Patrick Mekari (muh-CARE-ee); Odafe Oweh (uh-DAH-fay, O-way); Tony Poljan (POLE-jan); James Proche (pro-SHAY); Kevon Seymour (KEE-von); Tylan Wallace (TIE-luhn); Ar'Darius Washington (ar-DARE-ee-us); Ty'Son Williams (tie-SAHN); Tavon Young (TAY-von) **COACHES:** Richard Angulo (an-GOO-low); Joe D'Alessandris (dell-ah-SAN-dress); D'Anton Lynn (DANT-in); Craig Ver Steeg (ver-STEGG); T.J. Weist (WEEST)

COACHING STAFF

John Harbaugh - Head Coach	Tee Martin - Wide Receivers Coach
Chris Horton - Special Teams Coordinator	Jay Peterson - Asst. Linebackers / Quality Control
Don Martindale - Defensive Coordinator	Rob Ryan - Inside Linebackers Coach
Greg Roman - Offensive Coordinator	Steve Saunders - Head Strength & Conditioning Coach
Richard Angulo - Asst. Offensive Line Coach	Travis Switzer - Offensive Quality Control
Jason Brooks - Asst. Defensive Line / Quality Control	James Urban - Quarterbacks Coach
Randy Brown - Special Teams Coach	Craig Ver Steeg - Running Backs Coach
Joe D'Alessandris - Offensive Line Coach	Anthony Weaver - Run Game Coordinator / Defensive Line Coach
Bobby Engram - Tight Ends Coach	T.J. Weist - Special Teams Coach
Chris Hewitt - Pass Game Coordinator / Secondary	Drew Wilkins - Outside Linebackers Coach
D'Anton Lynn - Defensive Backs Coach	Keith Williams - Pass Game Specialist

HOW THE RAVENS ARE BUILT

YEAR	DRAFTEES (36)	FREE AGENTS (27)	TRADES (3)	UDFA (18)
2006	P Sam Koch (6a)			
2011	CB Jimmy Smith (1)			
2012		DB/LB Anthony Levine Sr. (FA '12)		K Justin Tucker (FA '12)
2013	DT Brandon Williams (3)			
2015	TE Nick Boyle (5a) *			
2016	T Ronnie Stanley (1) * CB Tavon Young (4a)			
2017	CB Marlon Humphrey (1) OLB Tyus Bowser (2) S Chuck Clark (6)			FB/DL Patrick Ricard (FA '17)
2018	QB Lamar Jackson (1b) TE Mark Andrews (3b) CB Anthony Averett (4a) S DeShon Elliott (6a) C/G Bradley Bozeman (6c)			ILB Chris Board (FA '18) RB Gus Edwards (FA '18) *
2019	WR Marquise Brown (1) OLB Jaylon Ferguson (3a) # WR Miles Boykin (3b) RB Justice Hill (4a) * G Ben Powers (4b) CB Iman Marshall (4c) * QB Trace McSorley (6) ^	DT Justin Ellis (FA '19) OLB Pernell McPhee (Was. '19) S Jordan Richards (FA '19) ^ T Andre Smith (FA '19) ^	CB Marcus Peters (TR LAR '19) *	ILB Otaru Alaka (FA '19) * OL Patrick Mekari (FA '19)
2020	ILB Patrick Queen (1) RB J.K. Dobbins (2) * DT Justin Madubuike (3a) WR Devin Duvernay (3b) ILB Malik Harrison (3c) G/T Tyre Phillips (3d) DT Broderick Washington (5) WR James Proche II (6) S Geno Stone (7)	LS Nick Moore (FA '20) TE Eric Tomlinson (FA '20) DE Derek Wolfe (UFA Den. '20) *	DE Calais Campbell (TR Jax. '20)	C/G Trystan Colon (FA '20) DT Aaron Crawford (FA '20) * CB Khalil Dorsey (FA '20) * QB Tyler Huntley (FA '20) WR Jaylon Moore (FA '20) ^ LB Kristian Welch (FA '20) RB Ty'Son Williams (FA '20)
2021	WR Rashod Bateman (1a) OLB Odafe Oweh (1b) G Ben Cleveland (3a) * DB Brandon Stephens (3b) WR Tylan Wallace (4) OLB Daelin Hayes (5b) *	RB Le'Veon Bell (FA '21) ILB Josh Bynes (FA '21) G James Carpenter (FA '21) ^ ILB L.J. Fort (FA '19) * RB Devonta Freeman (FA '21) OLB Justin Houston (FA '21) T Ja'Wuan James (FA '21) δ T Jaryd Jones-Smith (FA '21) ^ RB Nate McCrary (FA '21) ^ DT Kahlil McKenzie (FA '21) ^ RB Latavius Murray (FA '21) DB Kevon Seymour (FA '21) ^ T David Sharpe (FA '21) ^ LB Joe Thomas (FA '21) ^ T Alejandro Villanueva (FA '21) WR Sammy Watkins (UFA KC '21) CB Chris Westry (FA '21) * DB Mazzi Wilkins (FA '21) ^ G Kevin Zeitler (FA '21)	TE Josh Oliver (TR Jax. '21)	T Adrian Ealy (FA '21) - DT Xavier Kelly (FA '21) * TE Tony Poljan (FA '21) ^ K Jake Verity (FA '21) ^ S Ar'Darius Washington (FA '21)

Key: *Injured Reserve, ^Practice Squad, RFA = Rookie Free Agent, RSFA = Restricted Free Agent, TR = Trade, UFA = Unrestricted Free Agent, δ = Reserve/NFI, V = Reserve/COVID-19, - = Reserve/League Susp., # = Roster Exemption

PARTICIPATION CHART

PLAYERS	@ LV	KC	@ DET	@ DEN	IND	LAC	CIN	MIN	@ MIA	@ CHI	CLE	@ PIT	@ CLE	GB	@ CIN	LAR	PIT	GP	GS	DNP	IN
	9/13	9/19	9/26	10/3	10/11	10/17	10/24	11/7	11/11	11/21	11/28	12/5	12/12	12/19	12/26	1/2	1/9				
Otaro Alaka	IR	IR	IR	IR	IR	IR	-	-	-	-	-	-	-	-	-	-	-	0	0	0	0
Mark Andrews	TE	P	TE	TE	TE	P	-	-	-	-	-	-	-	-	-	-	-	6	4	0	0
Anthony Averett	CB	CB	CB	CB	CB	CB	-	-	-	-	-	-	-	-	-	-	-	6	6	0	0
Rashod Bateman	IR	IR	IR	IR	IR	P	-	-	-	-	-	-	-	-	-	-	-	1	0	0	0
Le'Veon Bell	PS	PS	PS	P	PS	P	-	-	-	-	-	-	-	-	-	-	-	2	0	0	0
Chris Board	P	P	P	P	P	P	-	-	-	-	-	-	-	-	-	-	-	6	0	0	0
Tyus Bowser	SAM	SAM	SAM	SAM	SAM	SAM	-	-	-	-	-	-	-	-	-	-	-	6	6	0	0
Miles Boykin	IR	IR	IR	IR	P	P	-	-	-	-	-	-	-	-	-	-	-	2	0	0	0
Nick Boyle	IR	IR	IR	IR	IR	IR	-	-	-	-	-	-	-	-	-	-	-	0	0	0	0
Bradley Bozeman	C	C	C	C	C	C	-	-	-	-	-	-	-	-	-	-	-	6	6	0	0
Marquise Brown	WR	WR	WR	WR	WR	WR	-	-	-	-	-	-	-	-	-	-	-	6	6	0	0
Josh Byrnes	PS	PS	P	P	N	MLB	-	-	-	-	-	-	-	-	-	-	-	3	1	0	1
Deon Cain	IR	NOR	NOR	NOR	NOR	NOR	-	-	-	-	-	-	-	-	-	-	-	0	0	0	0
Calais Campbell	DE	DE	DE	DE	DE	DE	-	-	-	-	-	-	-	-	-	-	-	6	6	0	0
Trenton Cannon	P	NOR	NOR	NOR	NOR	NOR	-	-	-	-	-	-	-	-	-	-	-	1	0	0	0
Chuck Clark	SS	SS	SS	SS	SS	SS	-	-	-	-	-	-	-	-	-	-	-	6	6	0	0
Ben Cleveland	N	P	P	P	P	IR	-	-	-	-	-	-	-	-	-	-	-	4	0	0	1
Trystan Colon	X	P	P	P	P	P	-	-	-	-	-	-	-	-	-	-	-	5	0	1	0
Aaron Crawford	IR	IR	IR	IR	IR	IR	-	-	-	-	-	-	-	-	-	-	-	0	0	0	0
J.K. Dobbins	IR	IR	IR	IR	IR	IR	-	-	-	-	-	-	-	-	-	-	-	0	0	0	0
Khalil Dorsey	IR	IR	IR	IR	IR	IR	-	-	-	-	-	-	-	-	-	-	-	0	0	0	0
Devin Duvernay	WR	WR	P	P	WR	WR	-	-	-	-	-	-	-	-	-	-	-	6	4	0	0
Adrian Ealy	PS	PS	PS	PS	PS	R/SUS	-	-	-	-	-	-	-	-	-	-	-	0	0	0	0
Gus Edwards	IR	IR	IR	IR	IR	IR	-	-	-	-	-	-	-	-	-	-	-	0	0	0	0
DeShon Elliott	FS	FS	FS	N	N	FS	-	-	-	-	-	-	-	-	-	-	-	4	4	0	2
Justin Ellis	P	P	NT	P	P	P	-	-	-	-	-	-	-	-	-	-	-	6	1	0	0
Jaylon Ferguson	P	P	R/C19	R/C19	R/C19	GXGD	-	-	-	-	-	-	-	-	-	-	-	2	0	0	1
L.J. Fort	IR	IR	IR	IR	IR	IR	-	-	-	-	-	-	-	-	-	-	-	0	0	0	0
Devonta Freeman	PS	P	P	P	P	P	-	-	-	-	-	-	-	-	-	-	-	5	0	0	0
Devin Gray	PS	PS	PS	NOR	NOR	NOR	-	-	-	-	-	-	-	-	-	-	-	0	0	0	0
Malik Harrison	WLB	WLB	WLB	WLB	WLB	P	-	-	-	-	-	-	-	-	-	-	-	6	5	0	0
Daelin Hayes	N	N	P	IR	IR	IR	-	-	-	-	-	-	-	-	-	-	-	1	0	0	2
Justice Hill	IR	IR	IR	IR	IR	IR	-	-	-	-	-	-	-	-	-	-	-	0	0	0	0
Justin Houston	RUSH	RUSH	R/C19	RUSH	RUSH	RUSH	-	-	-	-	-	-	-	-	-	-	-	5	5	0	0
Marlon Humphrey	CB	CB	CB	CB	CB	CB	-	-	-	-	-	-	-	-	-	-	-	6	6	0	0
Tyler Huntley	X	X	X	X	X	P	-	-	-	-	-	-	-	-	-	-	-	1	0	5	0
Lamar Jackson	QB	QB	QB	QB	QB	QB	-	-	-	-	-	-	-	-	-	-	-	6	6	0	0
Ja'Wuan James	R/NFIN	R/NFIN	R/NFIN	R/NFIN	R/NFIN	R/NFIN	-	-	-	-	-	-	-	-	-	-	-	0	0	0	0
Jaryd Jones-Smith	NOR	NOR	PS	PS	PS	PS	-	-	-	-	-	-	-	-	-	-	-	0	0	0	0
Xavier Kelly	IR	IR	IR	IR	IR	IR	-	-	-	-	-	-	-	-	-	-	-	0	0	0	0
Sam Koch	P	P	P	P	P	P	-	-	-	-	-	-	-	-	-	-	-	6	0	0	0
Anthony Levine Sr.	P	P	P	P	P	P	-	-	-	-	-	-	-	-	-	-	-	6	0	0	0
Justin Madubuike	DT	P	R/C19	DT	DT	DT	-	-	-	-	-	-	-	-	-	-	-	5	4	0	0
Iman Marshall	IR	IR	IR	IR	IR	IR	-	-	-	-	-	-	-	-	-	-	-	0	0	0	0
Nate McCrary	NOR	NOR	NOR	PS	PS	PS	-	-	-	-	-	-	-	-	-	-	-	0	0	0	0
Kahlil McKenzie	PS	PS	P	PS	PS	PS	-	-	-	-	-	-	-	-	-	-	-	1	0	0	0
Pernell McPhee	P	P	P	P	P	P	-	-	-	-	-	-	-	-	-	-	-	6	0	0	0
Trace McSorley	PS	PS	PS	PS	PS	PS	-	-	-	-	-	-	-	-	-	-	-	0	0	0	0
Patrick Mekari	P	RT	RT	RT	RT	RT	-	-	-	-	-	-	-	-	-	-	-	6	5	0	0
Jaylon Moore	PS	PS	PS	PS	PS	PS	-	-	-	-	-	-	-	-	-	-	-	0	0	0	0
Nick Moore	P	P	P	P	P	P	-	-	-	-	-	-	-	-	-	-	-	6	0	0	0
Latavius Murray	P	P	P	RB	RB	RB	-	-	-	-	-	-	-	-	-	-	-	6	3	0	0
Josh Oliver	P	P	P	P	P	P	-	-	-	-	-	-	-	-	-	-	-	6	0	0	0
Odafe Oweh	P	P	RUSH	P	P	P	-	-	-	-	-	-	-	-	-	-	-	6	1	0	0
Marcus Peters	IR	IR	IR	IR	IR	IR	-	-	-	-	-	-	-	-	-	-	-	0	0	0	0
Tyre Phillips	LT	IR	IR	IR	IR	P	-	-	-	-	-	-	-	-	-	-	-	2	1	0	0
Tony Poljan	PS	PS	PS	PS	PS	PS	-	-	-	-	-	-	-	-	-	-	-	0	0	0	0
Ben Powers	P	LG	LG	LG	LG	LG	-	-	-	-	-	-	-	-	-	-	-	6	5	0	0
James Proche II	P	P	P	P	P	P	-	-	-	-	-	-	-	-	-	-	-	6	0	0	0
Patrick Queen	MLB	MLB	MLB	MLB	MLB	WLB	-	-	-	-	-	-	-	-	-	-	-	6	6	0	0
Patrick Ricard	P	FB	FB	FB	P	FB	-	-	-	-	-	-	-	-	-	-	-	6	4	0	0
Jordan Richards	NOR	NOR	NOR	PS	P	PS	-	-	-	-	-	-	-	-	-	-	-	1	0	0	0
Foster Sarell	NOTT	PS	NOR	NOR	NOR	NOR	-	-	-	-	-	-	-	-	-	-	-	0	0	0	0
Michael Schofield	NOR	NOR	NOR	NOR	NOR	NOR	-	-	-	-	-	-	-	-	-	-	-	1	1	0	0
Kevon Seymour	NOTT	P	P	P	PS	PS	-	-	-	-	-	-	-	-	-	-	-	3	0	0	0
David Sharpe	NOR	NOR	PS	PS	PS	PS	-	-	-	-	-	-	-	-	-	-	-	0	0	0	0
Andre Smith	NOR	P	P	P	P	P	-	-	-	-	-	-	-	-	-	-	-	5	0	0	0
Chris Smith	PS	PS	PS	PS	PS	PS	-	-	-	-	-	-	-	-	-	-	-	0	0	0	0
Jimmy Smith	N	N	P	P	P	P	-	-	-	-	-	-	-	-	-	-	-	4	0	0	2
Ronnie Stanley	LT	N	N	N	N	N	-	-	-	-	-	-	-	-	-	-	-	1	1	0	5
Brandon Stephens	P	P	P	FS	FS	P	-	-	-	-	-	-	-	-	-	-	-	6	2	0	0
Linden Stephens	NOR	NOR	PS	PS	NOR	NOR	-	-	-	-	-	-	-	-	-	-	-	0	0	0	0
Geno Stone	P	P	P	P	N	P	-	-	-	-	-	-	-	-	-	-	-	5	0	0	1
Eric Tomlinson	P	P	P	P	P	TE	-	-	-	-	-	-	-	-	-	-	-	6	1	0	0
Johnny Townsend	PS	PS	NOR	NOR	NOR	NOR	-	-	-	-	-	-	-	-	-	-	-	0	0	0	0
Justin Tucker	P	P	P	P	P	P	-	-	-	-	-	-	-	-	-	-	-	6	0	0	0
Jake Verity	PS	PS	PS	PS	PS	PS	-	-	-	-	-	-	-	-	-	-	-	0	0	0	0
Binjimen Victor	PS	PS	PS	PS	PS	PS	-	-	-	-	-	-	-	-	-	-	-	0	0	0	0
Alejandro Villanueva	RT	LT	LT	LT	LT	LT	-	-	-	-	-	-	-	-	-	-	-	6	6	0	0
Barrington Wade	NOR	NOR	NOR	PS	NOR	NOR	-	-	-	-	-	-	-	-	-	-	-	0	0	0	0
Tylan Wallace	P	P	P	P	P	P	-	-	-	-	-	-	-	-	-	-	-	6	0	0	0
Ar'Darius Washington	N	N	N	N	N	N	-	-	-	-	-	-	-	-	-	-	-	2	0	0	4
Broderick Washington	P	N	DE	P	P	N	-	-	-	-	-	-	-	-	-	-	-	4	1	0	2
Sammy Watkins	WR	WR	WR	WR	WR	WR	-	-	-	-	-	-	-	-	-	-	-	5	5	0	1
Kristian Welch	P	P	P	P	P	P	-	-	-	-	-	-	-	-	-	-	-	6	0	0	0
Chris Westry	P	IR	IR	IR	IR	IR	-	-	-	-	-	-	-	-	-	-	-	1	0	0	0
Mazzi Wilkins	NOR	NOR	NOR	NOR	PS	PS	-	-	-	-	-	-	-	-	-	-	-	0	0	0	0
Brandon Williams	NT	NT	R/C19	NT	NT	NT	-	-	-	-	-	-	-	-	-	-	-	5	5	0	0
Ty'Son Williams	RB	RB	RB	N	P	N	-	-	-	-	-	-	-	-	-	-	-	4	3	0	2
Derek Wolfe	N	N	N	IR	IR	IR	-	-	-	-	-	-	-	-	-	-	-	0	0	0	3
Tavon Young	P	DB	P	P	P	P	-	-	-	-	-	-	-	-	-	-	-	6	1	0	0
Kevin Zeitler	RG	RG	RG	RG	RG	RG	-	-	-	-	-	-	-	-	-	-	-	6	6	0	0

LEGEND:
 Bold=Starters, N=On Inactive List, P=Player was a substitution, X=Did Not Play (Non-injury), GXGD=Game Inactive, PS=Practice Squad, R/SUS=Reserve/League Susp., IR=Injured Reserve, NOTT=Not on any Team, IR=Injured Reserve - Designated For Return, NOR=Not on Roster, R/NFIN=Reserve/NFIN, R/C19=Reserve/COVID-19

GAME-BY-GAME STARTERS

OFFENSE												
DATE	OPPONENT	WR	LT	LG	C	RG	RT	TE	QB	FB	RB	WR
9/13	at Las Vegas	Sammy Watkins/ Marquise Brown	Ronnie Stanley	Tyre Phillips	Bradley Bozeman	Kevin Zeitler	Alejandro Villanueva	Mark Andrews	Lamar Jackson	--	Ty'Son Williams	Devin Duvernay
9/19	Kansas City	Sammy Watkins/ Marquise Brown	Alejandro Villanueva	Ben Powers	Bradley Bozeman	Kevin Zeitler	Patrick Mekari	--	Lamar Jackson	Patrick Ricard	Ty'Son Williams	Devin Duvernay
9/26	at Detroit	Sammy Watkins	Alejandro Villanueva	Ben Powers	Bradley Bozeman	Kevin Zeitler	Patrick Mekari	Mark Andrews	Lamar Jackson	Patrick Ricard	Ty'Son Williams	Marquise Brown
10/3	at Denver	Sammy Watkins	Alejandro Villanueva	Ben Powers	Bradley Bozeman	Kevin Zeitler	Patrick Mekari	Mark Andrews	Lamar Jackson	Patrick Ricard	Latavius Murray	Marquise Brown
10/11	Indianapolis	Sammy Watkins/ Marquise Brown	Alejandro Villanueva	Ben Powers	Bradley Bozeman	Kevin Zeitler	Patrick Mekari	Mark Andrews	Lamar Jackson	--	Latavius Murray	Devin Duvernay
10/17	L.A. Chargers	Marquise Brown	Alejandro Villanueva	Ben Powers	Bradley Bozeman	Kevin Zeitler	Patrick Mekari	Eric Tomlinson	Lamar Jackson	Patrick Ricard	Latavius Murray	Devin Duvernay
10/24	Cincinnati	--	--	--	--	--	--	--	--	--	--	--
11/7	Minnesota	--	--	--	--	--	--	--	--	--	--	--
11/11	at Miami	--	--	--	--	--	--	--	--	--	--	--
11/21	at Chicago	--	--	--	--	--	--	--	--	--	--	--
11/28	Cleveland	--	--	--	--	--	--	--	--	--	--	--
12/5	at Pittsburgh	--	--	--	--	--	--	--	--	--	--	--
12/12	at Cleveland	--	--	--	--	--	--	--	--	--	--	--
12/19	Green Bay	--	--	--	--	--	--	--	--	--	--	--
12/26	at Cincinnati	--	--	--	--	--	--	--	--	--	--	--
1/2	L.A. Rams	--	--	--	--	--	--	--	--	--	--	--
1/9	Pittsburgh	--	--	--	--	--	--	--	--	--	--	--

DEFENSE													
DATE	OPPONENT	DT	NT	DE	RUSH	MLB	WLB	SAM	SS	FS	CB	CB	DB
9/13	at Las Vegas	Justin Madubuike	Brandon Williams	Calais Campbell	Justin Houston	Patrick Queen	Malik Harrison	Tyus Bowser	Chuck Clark	DeShon Elliott	Marlon Humphrey	Anthony Averett	--
9/19	Kansas City	--	Brandon Williams	Calais Campbell	Justin Houston	Patrick Queen	Malik Harrison	Tyus Bowser	Chuck Clark	DeShon Elliott	Marlon Humphrey	Anthony Averett	Tavon Young
9/26	at Detroit	Broderick Washington	Justin Ellis	Calais Campbell	<u>Odafe Oweh</u>	Patrick Queen	Malik Harrison	Tyus Bowser	Chuck Clark	DeShon Elliott	Marlon Humphrey	Anthony Averett	--
10/3	at Denver	Justin Madubuike	Brandon Williams	Calais Campbell	Justin Houston	Patrick Queen	Malik Harrison	Tyus Bowser	Chuck Clark	<u>Brandon Stephens</u>	Marlon Humphrey	Anthony Averett	--
10/11	Indianapolis	Justin Madubuike	Brandon Williams	Calais Campbell	Justin Houston	Patrick Queen	Malik Harrison	Tyus Bowser	Chuck Clark	<u>Brandon Stephens</u>	Marlon Humphrey	Anthony Averett	--
10/17	L.A. Chargers	Justin Madubuike	Brandon Williams	Calais Campbell	Justin Houston	Josh Bynes	Patrick Queen	Tyus Bowser	Chuck Clark	DeShon Elliott	Marlon Humphrey	Anthony Averett	--
10/24	Cincinnati	--	--	--	--	--	--	--	--	--	--	--	--
11/7	Minnesota	--	--	--	--	--	--	--	--	--	--	--	--
11/11	at Miami	--	--	--	--	--	--	--	--	--	--	--	--
11/21	at Chicago	--	--	--	--	--	--	--	--	--	--	--	--
11/28	Cleveland	--	--	--	--	--	--	--	--	--	--	--	--
12/5	at Pittsburgh	--	--	--	--	--	--	--	--	--	--	--	--
12/12	at Cleveland	--	--	--	--	--	--	--	--	--	--	--	--
12/19	Green Bay	--	--	--	--	--	--	--	--	--	--	--	--
12/26	at Cincinnati	--	--	--	--	--	--	--	--	--	--	--	--
1/2	L.A. Rams	--	--	--	--	--	--	--	--	--	--	--	--
1/9	Pittsburgh	--	--	--	--	--	--	--	--	--	--	--	--

Rookies underlined.

2021 TRANSACTIONS

DATE	POS.	PLAYER	TRANSACTION
1/1	CB	Terrell Bonds	Waived
1/2	DB	Nate Brooks	Activated from practice squad
1/2	QB	Tyler Huntley	Activated from practice squad
1/4	CB	Terrell Bonds	Signed to practice squad
1/4	DB	Nate Brooks	Terminated from practice squad
1/5	LB	James Crawford	Terminated from practice squad
1/5	TE	Sean Culkin	Restored to practice squad from Practice Squad Injured Reserve
1/9	G	Ben Bredeson	Placed on Injured Reserve
1/9	QB	Tyler Huntley	Activated from practice squad
1/9	P	Sam Koch	Activated off Reserve/COVID-19
1/9	G/T	R.J. Prince	Activated from practice squad
1/12	G	Parker Ehinger	Placed on Practice Squad Injured Reserve
1/12	CB	Davontae Harris	Placed on Injured Reserve/Designated for Return
1/12	DT	Braxton Hoyett	Terminated from practice squad
1/12	C	Greg Mancz	Signed to practice squad
1/12	T	Jordan Mills	Signed to practice squad
1/15	DB	Pierre Desir	Activated from practice squad
1/15	QB	Tyler Huntley	Activated from practice squad
1/18	OLB	Aaron Adeoye	Signed to Reserve/Future contract
1/18	DT	Aaron Crawford	Signed to Reserve/Future contract
1/18	QB	Robert Griffin III	Waived
1/18	CB	Davontae Harris	Waived
1/18	CB	Davontae Harris	Waived
1/18	DT	Braxton Hoyett	Signed to Reserve/Future contract
1/18	QB	Tyler Huntley	Signed to Reserve/Future contract
1/18	WR	Jaylon Moore	Signed to Reserve/Future contract
1/18	LS	Nick Moore	Signed to Reserve/Future contract
1/18	DE	Chauncey Rivers	Signed to Reserve/Future contract
1/18	WR/RS	De'Anthony Thomas	Waived
1/18	WR	Binjimen Victor	Signed to Reserve/Future contract
1/18	S	Nigel Warrior	Signed to Reserve/Future contract
1/18	DB	Chris Westry	Signed to Reserve/Future contract
1/18	CB	Tramon Williams	Waived
1/18	RB	Ty'Son Williams	Signed to Reserve/Future contract
1/18	TE	Eli Wolf	Signed to Reserve/Future contract
1/19	RB	Mark Ingram II	Waived
1/29	CB	Khalil Dorsey	Re-signed to Reserve/Future contract
1/29	C	Greg Mancz	Re-signed to Reserve/Future contract
2/8	CB	Davontae Harris	Signed to Reserve/Future contract
2/10	TE	Eric Tomlinson	Signed to Reserve/Future contract
3/16	ILB	Chris Board	Signed to a one-year contract extension
3/16	OLB	Pernell McPhee	Signed to a one-year contract extension
3/17	LS	Brian Khoury	Signed
3/17	DE	Derek Wolfe	Signed to a three-year contract extension
3/18	TE	Josh Oliver	Acquired from the Jacksonville Jaguars in exchange for a 2022 undisclosed draft choice
3/18	G	Kevin Zeitler	Signed
3/19	OLB	Tyus Bowser	Signed to a four-year contract extension
3/23	S	Geno Stone	Signed
4/1	ILB	L.J. Fort	Signed to a one-year contract extension
4/2	WR	Sammy Watkins	Signed
4/9	DB/LB	Anthony Levine Sr.	Signed to a one-year contract extension
4/17	C/G	Trystan Colon	Re-signed exclusive rights free agent
4/17	LB	Kristian Welch	Re-signed exclusive rights free agent
4/23	T	Orlando Brown Jr.	Traded to the Kansas City Chiefs
5/4	T	Alejandro Villanueva	Signed
5/12	WR	Rashod Bateman	Signed 2021 draft choice
5/12	OLB	Daelin Hayes	Signed 2021 draft choice
5/12	TE	Ben Mason	Signed 2021 draft choice
5/12	DB	Shaun Wade	Signed 2021 draft choice
5/13	T	Adrian Ealy	Signed undrafted rookie free agent
5/13	DT	Xavier Kelly	Signed 2021 draft choice
5/13	RB	Nate McCrary	Signed undrafted rookie free agent
5/13	TE	Tony Poljan	Signed undrafted rookie free agent
5/13	T	Foster Sarell	Signed undrafted rookie free agent
5/13	WR	Donte Sylencieux	Signed undrafted rookie free agent
5/13	LB	Barrington Wade	Signed undrafted rookie free agent
5/13	DB	Ar'Darius Washington	Signed undrafted rookie free agent

5/18	LS	Brian Khoury	Waived
5/18	K	Jake Verity	Signed undrafted rookie free agent
6/1	DT	Xavier Kelly	Waived (injured), who reverted to Injured Reserve
6/1	DT	Jovan Swann	Signed undrafted rookie free agent
6/1	WR	Donte Sylencieux	Waived (injured), who reverted to Injured Reserve
6/2	DT	Braxton Hoyett	Waived
6/3	WR	Devin Gray	Signed
6/4	QB	Kenji Bahar	Waived
6/8	RB	Gus Edwards	Re-signed restricted free agent to a two-year extension (through 2023)
6/8	G	Michael Schofield	Signed
6/10	T	Ja'Wuan James	Signed
6/11	OLB	Odafe Oweh	Signed 2021 draft choice
6/19	WR	Donte Sylencieux	Waived (injury settlement)
7/20	G	Ben Cleveland	Signed 2021 draft choice
7/21	CB	Brandon Stephens	Signed 2021 draft choice
7/27	OLB	Chris Smith	Signed
7/28	QB	Kenji Bahar	Signed
7/28	RB	Gus Edwards	Placed on Reserve/COVID-19
7/28	QB	Lamar Jackson	Placed on Reserve/COVID-19
8/2	OLB	Justin Houston	Signed
8/3	WR	Michael Dereus	Signed
8/3	OLB	Chauncey Rivers	Waived
8/6	QB	Kenji Bahar	Waived
8/6	RB	Gus Edwards	Activated off Reserve/COVID-19
8/6	QB	Lamar Jackson	Activated off Reserve/COVID-19
8/6	ILB	Barrington Wade	Waived
8/9	TE	Jake Breeland	Waived
8/9	WR	Siaosi Mariner	Signed
8/16	OLB	Aaron Adeoye	Waived
8/16	QB	Kenji Bahar	Signed
8/16	CB	Khalil Dorsey	Placed on Injured Reserve
8/16	CB	Davontae Harris	Waived
8/16	CB	Iman Marshall	Placed on Injured Reserve
8/16	TE	Eli Wolf	Waived
8/17	P	Johnny Townsend	Waived
8/23	WR	Michael Dereus	Waived
8/23	ILB	L.J. Fort	Placed on Injured Reserve
8/23	S	Jordan Richards	Terminated the contract of vested veteran
8/23	T	Andre Smith	Terminated the contract of vested veteran
8/24	QB	Kenji Bahar	Waived
8/26	CB	Shaun Wade	Traded to the New England Patriots in exchange for undisclosed draft picks
8/28	C	Greg Mancz	Traded to the Miami Dolphins in exchange for an undisclosed draft pick
8/30	RB	J.K. Dobbins	Placed on Injured Reserve
8/30	WR	Devin Gray	Waived
8/30	WR	Siaosi Mariner	Waived
8/30	G	Michael Schofield	Terminated the contract of vested veteran
8/31	ILB	Otaro Alaka	Waived (injured), who reverted to Injured Reserve on Sept. 1
8/31	G	Ben Bredeson	Traded to the New York Giants in exchange for an undisclosed draft pick
8/31	WR	Deon Cain	Waived (injured), who reverted to Injured Reserve on Sept. 1
8/31	DT	Aaron Crawford	Waived (injured), who reverted to Injured Reserve on Sept. 1
8/31	T	Adrian Ealy	Waived
8/31	DT	Justin Ellis	Terminated the contract of vested veteran
8/31	T	Ja'Wuan James	Placed on the Reserve/Non-Football Injury (NFI) list
8/31	DB/LB	Anthony Levine Sr.	Terminated the contract of vested veteran
8/31	FB/TE	Ben Mason	Waived
8/31	RB	Nate McCrary	Waived
8/31	OLB	Pernell McPhee	Terminated the contract of vested veteran
8/31	QB	Trace McSorley	Waived
8/31	WR	Jaylon Moore	Waived
8/31	TE	Tony Poljan	Waived
8/31	T	Foster Sarell	Waived
8/31	OLB	Chris Smith	Terminated the contract of vested veteran

2021 TRANSACTIONS

8/31	DT	Jovan Swann	Waived
8/31	TE	Eric Tomlinson	Terminated the contract of vested veteran
8/31	K	Jake Verity	Waived
8/31	WR	Binjimen Victor	Waived
8/31	DB	Nigel Warrior	Waived
9/1	WR	Rashod Bateman	Placed on Injured Reserve
9/1	WR	Miles Boykin	Placed on Injured Reserve
9/1	T	Adrian Ealy	Signed to practice squad
9/1	DT	Justin Ellis	Signed to practice squad
9/1	WR	Devin Gray	Signed to practice squad
9/1	DB/LB	Anthony Levine Sr.	Signed to practice squad
9/1	QB	Trace McSorley	Signed to practice squad
9/1	WR	Jaylon Moore	Signed to practice squad
9/1	TE	Tony Poljan	Signed to practice squad
9/1	S	Jordan Richards	Signed to practice squad
9/1	T	Andre Smith	Signed to practice squad
9/1	OLB	Chris Smith	Signed to practice squad
9/1	T	Eric Tomlinson	Re-signed free agent
9/1	P	Johnny Townsend	Signed to practice squad (exception)
9/1	K	Jake Verity	Signed to practice squad
9/1	WR	Binjimen Victor	Signed to practice squad
9/1	LB	Blake Gallagher	Signed to practice squad
9/2	OLB	Pernell McPhee	Re-signed free agent
9/3	WR	Deon Cain	Waived (injury settlement)
9/6	ILB	Josh Bynes	Signed to practice squad
9/7	RB	Le'Veon Bell	Signed to practice squad
9/7	RB	Trenton Cannon	Signed free agent
9/7	RB	Justice Hill	Waived (injured)
9/7	DT	Kahlil McKenzie	Signed to practice squad
9/7	S	Jordan Richards	Terminated from practice squad
9/8	RB	Justice Hill	Placed on Injured Reserve
9/10	TE	Nick Boyle	Placed on Injured Reserve
9/10	RB	Gus Edwards	Placed on Injured Reserve
9/10	RB	Devonta Freeman	Signed to practice squad
9/10	RB	Latavius Murray	Signed free agent
9/10	CB	Marcus Peters	Placed on Injured Reserve
9/10	T	Andre Smith	Terminated from practice squad
9/13	DT	Justin Ellis	Activated from practice squad (standard elevation)
9/13	DB/LB	Anthony Levine Sr.	Activated from practice squad (standard elevation)
9/14	RB	Trenton Cannon	Waived
9/14	G/T	Tyre Phillips	Placed on Injured Reserve
9/15	DT	Justin Ellis	Signed from the practice squad to the active roster
9/15	DB/LB	Anthony Levine Sr.	Signed from the practice squad to the active roster
9/15	DB	Kevon Seymour	Signed to practice squad
9/15	T	Andre Smith	Re-signed to the practice squad
9/16	RB	Devonta Freeman	Signed from the practice squad to the active roster
9/16	T	Foster Sarell	Re-signed to practice squad
9/17	CB	Chris Westry	Placed on Injured Reserve
9/19	DB	Kevon Seymour	Activated from practice squad (standard elevation)
9/19	T	Andre Smith	Activated from practice squad (standard elevation)
9/21	T	Jaryd Jones-Smith	Signed to practice squad
9/21	T	Foster Sarell	Terminated from practice squad
9/21	T	David Sharpe	Signed to practice squad

9/21	DB	Linden Stephens	Signed to practice squad
9/21	P	Johnny Townsend	Terminated from practice squad
9/21	LB	Blake Gallagher	Terminated from practice squad
9/24	OLB	Jaylon Ferguson	Placed on Reserve/COVID-19
9/24	OLB	Justin Houston	Placed on Reserve/COVID-19
9/24	DT	Justin Madubuike	Placed on Reserve/COVID-19
9/24	DT	Brandon Williams	Placed on Reserve/COVID-19
9/25	ILB	Josh Bynes	Activated from practice squad (standard elevation)
9/25	DT	Kahlil McKenzie	Activated from practice squad (standard elevation)
9/25	DB	Kevon Seymour	Activated from practice squad (standard elevation)
9/25	T	Andre Smith	Activated from practice squad (standard elevation)
9/27	WR	Devin Gray	Terminated from practice squad
9/27	OLB	Daelin Hayes	Placed on Injured Reserve
9/27	RB	Nate McCrary	Signed to practice squad
9/28	ILB	Josh Bynes	Signed from the practice squad to the active roster
9/28	S	Jordan Richards	Signed to practice squad
9/28	DT	Brandon Williams	Activated off Reserve/COVID-19
9/29	WR	Rashod Bateman	Designated for return to practice from Injured Reserve
9/29	WR	Miles Boykin	Designated for return to practice from Injured Reserve
9/29	OLB	Justin Houston	Activated off Reserve/COVID-19
9/29	DT	Justin Madubuike	Activated off Reserve/COVID-19
10/2	RB	Le'Veon Bell	Activated from practice squad (standard elevation)
10/2	DB	Kevon Seymour	Activated from practice squad (standard elevation)
10/2	T	Andre Smith	Activated from practice squad (COVID-19 replacement)
10/2	DE	Derek Wolfe	Placed on Injured Reserve
10/4	DB	Linden Stephens	Terminated from practice squad
10/4	DB	Mazzi Wilkins	Signed to practice squad
10/9	G/T	Tyre Phillips	Designated for return to practice from Injured Reserve
10/11	WR	Miles Boykin	Activated from Injured Reserve/Designated for Return
10/11	DB	Jordan Richards	Activated from practice squad (standard elevation)
10/11	T	Andre Smith	Activated from practice squad (standard elevation)
10/12	G	Ben Cleveland	Placed on Injured Reserve
10/13	OLB	Jaylon Ferguson	Activated off Reserve/COVID-19 (with roster exemption)
10/16	WR	Rashod Bateman	Activated from Injured Reserve/Designated for Return
10/16	RB	Le'Veon Bell	Activated from practice squad (standard elevation)
10/16	G/T	Tyre Phillips	Activated from Injured Reserve/Designated for Return
10/16	T	Andre Smith	Activated from practice squad (standard elevation)
10/18	T	Brandon Knight	Acquired off waivers (Dal.)
10/19	G	James Carpenter	Signed to practice squad
10/19	OLB	Chris Smith	Terminated from practice squad
10/19	T	Ronnie Stanley	Placed on Injured Reserve
10/19	LB	Joe Thomas	Signed to practice squad



STATISTICS

WON 5, LOST 1		HEAD COACH: JOHN HARBAUGH			
09/13	L	27-33 (OT)	at Las Vegas	61,756	
09/19	W	36-35	Kansas City	70,417	
09/26	W	19-17	at Detroit	50,788	
10/03	W	23-7	at Denver	76,490	
10/11	W	31-25 (OT)	Indianapolis	70,510	
10/17	W	34-6	L.A. Chargers	70,704	

TEAM STATISTICS		BAL	OPP
FIRST DOWNS		143	128
Rushing		58	33
Passing		80	84
Penalty		5	11
Third Down-Made/Att		26/69	22/67
Third Down Efficiency		37.7%	32.8%
Fourth Down-Made/Att		3/4	2/6
Fourth Down Efficiency		75.0%	33.3%
TOTAL NET YARDS		2,530	2,156
Avg. Per Game		421.7	359.3
Total Plays		400	364
Avg. Per Play		6.3	5.9
NET YARDS RUSHING		931	492
Avg. Per Game		155.2	82.0
Total Rushes		190	121
Avg. Per Rush		4.9	4.1
NET YARDS PASSING		1,599	1,664
Avg. Per Game		266.5	277.3
Sacked/Yards Lost		16/87	14/106
Gross Yards		1,686	1,770
Attempts/Completions		194/131	229/146
Pct. of Completion		67.5%	63.8%
Had Intercepted		5	4
PUNTS/AVERAGE		22/46.8	32/49.0
Net Punting Average		42.0	39.8
PUNT RETURN/AVG.		14/16.6	10/8.6
KICKOFF RETURN/AVG.		7/25.9	16/17.3
INTERCEPTION RETURN/AVG.		4/0.0	5/14.4
PENALTIES/YARDS		35/339	35/248
FUMBLES/BALL LOST		9/3	4/2
TOUCHDOWNS		19	16
Rushing		9	6
Passing		9	9
Returns		1	1
EXTRA POINTS/ATTEMPTS		13/13	12/14
TWO POINT CONVERSION/ATT.		2/5	0/1
FIELD GOALS/ATTEMPTS		13/14	5/7
AVG. TIME OF POSSESSION		32:33	27:27

* SCORE BY PERIODS		Q1	Q2	Q3	Q4	OT	PTS
TEAM		21	57	32	54	6	170
OPPONENTS		21	33	33	30	6	123

* SCORING		TD	RU	PA	RT	K-PAT	FG	2PT	S	PTS
J. Tucker		0	0	0	0	13/13	13/14	0	0	52
M. Brown		5	0	5	0	0/0	0/0	0	0	30
L. Murray		4	4	0	0	0/0	0/0	0	0	24
M. Andrews		3	0	3	0	0/0	0/0	2	0	22
D. Duvernay		2	0	1	1	0/0	0/0	0	0	12
L. Jackson		2	2	0	0	0/0	0/0	0	0	12
L. Bell		1	1	0	0	0/0	0/0	0	0	6
D. Freeman		1	1	0	0	0/0	0/0	0	0	6
T. Williams		1	1	0	0	0/0	0/0	0	0	6
TEAM		19	9	9	1	13/13	13/14	2	0	170
OPPONENTS		16	6	9	1	12/14	5/7	0	0	123

SACKS: O. Oweh 3.0, J. Houston 2.0, T. Young 2.0, T. Bowser 2.0, D. Elliott 1.0, C. Clark 1.0, P. Queen 1.0, J. Madubuike 1.0, P. McPhee 1.0, TM 14.0, OPP 16.0

* PASSING	ATT	CMP	YDS	CMP%	YDS/ATT	TD	TD%	INT	INT%	LONG	SACK/LOST	RATING
L. Jackson	194	131	1,686	67.5	8.7	9	4.6	5	2.6	49t	16.0/87	99.3
TEAM	194	131	1,686	67.5	8.7	9	4.6	5	2.6	49t	16.0/87	99.3
OPPONENTS	229	146	1,770	63.8	7.7	9	3.9	4	1.7	76t	14.0/106	93.2

* RUSHING	NO.	YDS	AVG	LONG	TD
L. Jackson	64	392	6.1	31	2
L. Murray	59	212	3.6	14t	4
T. Williams	31	170	5.5	35t	1
D. Freeman	16	95	5.9	31	1
L. Bell	12	29	2.4	7	1
D. Duvernay	1	11	11.0	11	0
T. Huntley	3	10	3.3	12	0
M. Brown	1	5	5.0	5	0
T. Cannon	2	5	2.5	3	0
P. Ricard	1	2	2.0	2	0
TEAM	190	931	4.9	35t	9
OPPONENTS	121	492	4.1	31	6

* RECEIVING	TAR	NO.	YDS	AVG	LONG	TD
M. Andrews	44	34	468	13.8	41	3
M. Brown	43	32	486	15.2	49t	5
S. Watkins	32	18	292	16.2	49	0
D. Duvernay	18	12	119	9.9	19t	1
J. Proche II	10	8	118	14.8	32	0
T. Williams	9	7	60	8.6	21	0
J. Oliver	7	5	30	6.0	9	0
R. Bateman	6	4	29	7.3	11	0
L. Murray	5	4	25	6.3	8	0
D. Freeman	6	3	34	11.3	15	0
P. Ricard	4	3	19	6.3	9	0
M. Boykin	1	1	6	6.0	6	0
L. Bell	1	0	0	0.0	0	0
TEAM	186	131	1,686	12.9	49t	9
OPPONENTS	220	146	1,770	12.1	76t	9

* INTERCEPTIONS	NO.	YDS	AVG	LONG	TD
A. Averett	2	0	0.0	0	0
D. Elliott	1	0	0.0	0	0
T. Young	1	0	0.0	0	0
TEAM	4	0	0.0	0	0
OPPONENTS	5	72	14.4	34t	1

* OFFENSIVE FUMBLES	FUM	LST	REC	TD
L. Jackson	5	3	2	0
T. Williams	1	0	0	0
D. Duvernay	1	0	2	1
M. Brown	1	0	0	0
J. Oliver	1	0	1	0
TEAM	9	3	5	1
OPPONENTS	5	3	1	0

* PUNTING	NO.	YDS	AVG	NET	TB	IN	LG	B
S. Koch	22	1,030	46.8	42.0	1	8	57	0
TEAM	22	1,030	46.8	42.0	1	8	57	0
OPPONENTS	32	1,567	49.0	39.8	3	10	69	0

* PUNT RETURNS	RET	FC	YDS	AVG	LONG	TD
D. Duvernay	14	8	233	16.6	42	0
TEAM	14	8	233	16.6	42	0
OPPONENTS	10	7	86	8.6	13	0

* KICKOFF RETURNS	NO.	YDS	AVG	LONG	TD
D. Duvernay	7	181	25.9	47	0
TEAM	7	181	25.9	47	0
OPPONENTS	16	280	17.5	33	0

* FIELD GOALS	1-19	20-29	30-39	40-49	50+
J. Tucker	0/0	2/2	3/3	5/6	3/3
TEAM	0/0	2/2	3/3	5/6	3/3
OPPONENTS	0/0	0/0	3/4	1/2	1/1

J. Tucker: (40G, 47G) (43G) (49WR, 39G, 50G, 32G, 66G) (40G, 46G, 20G) (23G) (52G, 39G)
 OPP: (34G, 55G) (35G) (37G, 43G, 37B, 47WL)

2-Pt Conv: M. Andrews 2, L. Jackson 0, TM 2-5, OPP 0-1

DEFENSIVE STATISTICS

2021 REGULAR SEASON BALTIMORE RAVENS DEFENSIVE STATS (THROUGH WEEK 6)

PLAYER	TOTAL	TKL.	ASST	TFL	SACKS/YDS.	QBH	FR	FF	INT./YDS.	PD
Queen, Patrick	36	25	11	3	1.0/13.0	2	0	0	0/0	0
Clark, Chuck	32	20	12	3	1.0/12.0	1	0	0	0/0	4
Averett, Anthony	30	24	6	0	0.0/0.0	0	0	0	2/0	5
Humphrey, Marlon	27	21	6	0	0.0/0.0	0	0	0	0/0	5
Stephens, Brandon	24	13	11	1	0.0/0.0	1	0	0	0/0	0
Campbell, Calais	21	13	8	5	0.0/0.0	5	0	0	0/0	0
Board, Chris	18	9	9	0	0.0/0.0	2	0	0	0/0	0
Harrison, Malik	17	10	7	2	0.0/0.0	0	0	0	0/0	0
Bowser, Tyus	16	9	7	2	2.0/14.0	3	0	0	0/0	0
Elliott, DeShon	15	12	3	1	1.0/6.0	3	0	0	1/0	2
Oweh, Odafe	13	11	2	3	3.0/16.0	8	1	2	0/0	0
Houston, Justin	11	6	5	3	2.0/8.0	5	0	0	0/0	0
McPhee, Pernell	11	9	2	2	1.0/11.0	2	0	0	0/0	0
Williams, Brandon	11	3	8	1	0.0/0.0	0	1	0	0/0	1
Bynes, Josh	10	5	5	1	0.0/0.0	0	0	0	0/0	1
Young, Tavon	10	9	1	4	2.0/20.0	3	0	0	1/0	2
Madubuike, Justin	7	6	1	2	1.0/6.0	3	0	0	0/0	1
Ellis, Justin	5	3	2	0	0.0/0.0	0	0	0	0/0	0
Smith, Jimmy	4	4	0	0	0.0/0.0	0	0	0	0/0	3
Washington, Broderick	3	2	1	1	0.0/0.0	0	0	0	0/0	0
Ferguson, Jaylon	2	1	1	0	0.0/0.0	0	0	0	0/0	0
McKenzie, Kahlil	2	0	2	0	0.0/0.0	0	0	0	0/0	0
Seymour, Kevon	2	1	1	0	0.0/0.0	0	0	0	0/0	0
Westry, Chris	2	2	0	1	0.0/0.0	0	0	0	0/0	0
TOTALS	329	218	111	35	14.0/106.0	38	2	2	4/0	24

ASST=Assist, TFL=Tackle for a Loss, Int.=Interception, FR=Fumble Recovery, FF=Forced Fumble, PD=Pass Defense

2021 RAVENS SPECIAL TEAMS				
POS.	PLAYER	TTL.	SOLO	ASST.
ILB	Board, Chris	6	3	3
DB	Stephens, Brandon	4	3	1
WR	Wallace, Tylan	4	1	3
ILB	Harrison, Malik	3	2	1
LB	Welch, Kristian	3	2	1
OLB	Bowser, Tyus	2	1	1
DB/LB	Levine Sr., Anthony	2	2	0
CB	Averett, Anthony	1	1	0
RB	Cannon, Trenton	1	1	0
S	Clark, Chuck	1	1	0
LS	Moore, Nick	1	1	0
S	Richards, Jordan	1	0	1
S	Stone, Geno	1	0	1
S	Washington, Ar'Darius	1	0	1
CB	Westry, Chris	1	1	0
CB	Young, Tavon	1	1	0
TOTALS		33	20	13

DEFENSIVE STATS BY RANK									
SACKS		INTERCEPTIONS		TACKLES FOR LOSS		PASSES DEFENSED		QBH	
PLAYER	NO.	PLAYER	NO.	PLAYER	NO.	PLAYER	NO.	PLAYER	NO.
Oweh, Odafe	3.0	Averett, Anthony	2	Campbell, Calais	5	Averett, Anthony	5	Oweh, Odafe	8
Bowser, Tyus	2.0	Elliott, DeShon	1	Young, Tavon	4	Humphrey, Marlon	5	Campbell, Calais	5
Houston, Justin	2.0	Young, Tavon	1	Clark, Chuck	3	Clark, Chuck	4	Houston, Justin	5
Young, Tavon	2.0			Houston, Justin	3	Smith, Jimmy	3	Bowser, Tyus	3
Clark, Chuck	1.0			Oweh, Odafe	3	Elliott, DeShon	2	Elliott, DeShon	3
Elliott, DeShon	1.0			Queen, Patrick	3	Young, Tavon	2	Madubuike, Justin	3
Madubuike, Justin	1.0			Bowser, Tyus	2	Bynes, Josh	1	Young, Tavon	3
McPhee, Pernell	1.0			Harrison, Malik	2	Madubuike, Justin	1	Board, Chris	2
Queen, Patrick	1.0			Madubuike, Justin	2	Williams, Brandon	1	McPhee, Pernell	2
				McPhee, Pernell	2			Queen, Patrick	2
				Bynes, Josh	1			Clark, Chuck	1
				Elliott, DeShon	1			Stephens, Brandon	1
				Stephens, Brandon	1				
				Washington, Broderick	1				
				Westry, Chris	1				
				Williams, Brandon	1				

FORCED FUMBLES		FUMBLE RECOVERIES	
PLAYER	NO.	PLAYER	NO.
Oweh, Odafe	2	Oweh, Odafe	1
		Williams, Brandon	1

GAME-BY-GAME OFFENSE

2021 REGULAR SEASON RAVENS GAME-BY-GAME OFFENSE																		
	09/13	09/19	09/26	10/03	10/11	10/17	10/24	11/07	11/11	11/21	11/28	12/05	12/12	12/19	12/26	01/02	01/09	Totals
	@ LV	KC	@ DET	@ DEN	IND	LAC	CIN	MIN	@ MIA	@ CHI	CLE	@ PIT	@ CLE	GB	@ CIN	LAR	PIT	
FIRST DOWNS																		
Total	20	31	15	20	30	27												143
Rushing	8	18	5	6	7	14												58
Passing	11	11	10	14	22	12												80
Penalty	1	2	0	0	1	1												5
THIRD DOWNS																		
Attempts	12	11	10	17	8	11												69
Converted	3	6	1	7	3	6												26
Percentage	25.0%	54.5%	10.0%	41.2%	37.5%	54.5%												37.7%
FOURTH DOWNS																		
Attempts	2	1	1	0	0	0												4
Converted	1	1	1	0	0	0												3
Percentage	50.0%	100.0%	100.0%	0	0	0												75.0%
TOT. OFFENSE																		
Net Yards	406	481	387	406	523	327												2,530
Plays	67	68	57	70	70	68												400
Avg./Play	6.1	7.1	6.8	5.8	7.5	4.8												6.3
RUSHING																		
Net Yards	189	251	116	102	86	187												931
Rush. Att.	34	41	22	30	25	38												190
Avg./Att.	5.6	6.1	5.3	3.4	3.4	4.9												4.9
PASSING																		
Net Yards	217	230	271	304	437	140												1,599
Attempts	30	26	31	37	43	27												194
Completions	19	18	16	22	37	19												131
Completion Pct	63.3%	69.2%	51.6%	59.5%	86.0%	70.4%												67.5%
Avg. Gain Per Pass Play	6.6	8.5	7.7	7.6	9.7	4.7												7.6
Intercepted	0	2	1	0	0	2												5
Gross Yards	235	239	287	316	442	167												1,686
Sacked	3.0	1.0	4.0	3.0	2.0	3.0												16.0
Yards Lost	18	9	16	12	5	27												87
PENALTIES																		
Number	5	8	6	6	8	2												35
Yards	71	55	69	55	74	15												339
FUMBLES																		
Number	4	1	1	0	1	2												9
Lost	2	0	0	0	1	0												3
PUNTING																		
Yards	179	95	137	335	198	86												1,030
Punts	4	2	3	7	4	2												22
Net Avg.	42.3	41.0	42.0	41.9	42.0	43.0												42.0
Gross Avg.	44.8	47.5	45.7	47.9	49.5	43.0												46.8
Touchbacks	0	0	0	1	0	0												1
Punts Blocked	0	0	0	0	0	0												0
Punt Returns	4	1	2	3	1	3												14
Punt Return Yards	67	16	42	64	0	44												233
Punt Return Avg.	16.8	16.0	21.0	21.3	0.0	14.7												16.6
Inside 20	1	1	2	1	2	1												8
Fair Catches	1	0	2	3	1	1												8
SCORING																		
Points	27	36	19	23	31	34												170
Q1	7	7	0	0	0	7												21
Q2	7	10	10	17	3	10												57
Q3	3	7	6	0	6	10												32
Q4	10	12	3	6	16	7												54
OT	0	0	0	0	6	0												6
TD Rushing	2	3	0	1	0	3												9
TD Passing	1	1	1	1	4	1												9
TD KO Returns	0	0	0	0	0	0												0
TD Punt Returns	0	0	0	0	0	0												0
TD Sp. Teams	0	0	0	0	0	0												0
TD Def. Returns	0	0	0	0	0	0												0
Total TDs	3	5	1	2	4	4												19
PAT Attempts	3	5	1	2	3	4												18
PAT Made	3	3	1	2	2	4												15
FG Attempts	2	1	5	3	1	2												14
FG Made	2	1	4	3	1	2												13
Safety	0	0	0	0	0	0												0
2-Pt Attempts	0	2	0	0	3	0												5
2-Pt Made	0	0	0	0	2	0												2
Time of Possession	32:14	35:59	27:26	33:07	33:51	38:07												200:44
KICKOFFS																		
Kickoff Returns	0	0	0	0	5	2												7
Kickoff Return Yards	0	0	0	0	111	70												181
Kickoff Return Avg.	0	0	0	0	22.2	35.0												25.9

GAME-BY-GAME DEFENSE

2021 REGULAR SEASON RAVENS GAME-BY-GAME DEFENSE

	09/13 @ LV	09/19 KC	09/26 @ DET	10/03 @ DEN	10/11 IND	10/17 LAC	10/24 CIN	11/07 MIN	11/11 @ MIA	11/21 @ CHI	11/28 CLE	12/05 @ PIT	12/12 @ CLE	12/19 GB	12/26 @ CIN	01/02 LAR	01/09 PIT	Totals
FIRST DOWNS																		
Total	26	22	22	15	29	14												128
Rushing	6	2	7	5	10	3												33
Passing	17	18	13	9	16	11												84
Penalty	3	2	2	1	3	0												11
THIRD DOWNS																		
Attempts	15	6	10	14	10	12												67
Converted	7	1	3	3	5	3												22
Percentage	46.7%	16.7%	30.0%	21.4%	50.0%	25.0%												32.8%
FOURTH DOWNS																		
Attempts	1	0	0	0	1	4												6
Converted	0	0	0	0	1	1												2
Percentage	0.0%	0	0	0	100.0%	25.0%												33.3%
TOT. OFFENSE																		
Net Yards	491	405	285	254	513	208												2,156
Plays	80	49	60	59	63	53												364
Avg./Play	6.1	8.3	4.8	4.3	8.1	3.9												5.9
RUSHING																		
Net Yards	82	62	93	106	123	26												492
Rush. Att.	21	18	27	17	26	12												121
Avg./Att.	3.9	3.4	3.4	6.2	4.7	2.2												4.1
PASSING																		
Net Yards	409	343	192	148	390	182												1,664
Attempts	56	31	31	37	35	39												229
Completions	34	24	22	19	25	22												146
Completion Pct	60.7%	77.4%	71.0%	51.4%	71.4%	56.4%												63.8%
Avg. Gain Per Pass Play	6.9	11.1	5.8	3.5	10.5	4.4												6.8
Intercepted	1	1	0	1	0	1												4
Gross Yards	435	343	217	178	402	195												1,770
Sacked	3.0	0.0	2.0	5.0	2.0	2.0												14.0
Yards Lost	26	0	25	30	12	13												106
PENALTIES																		
Number	10	5	7	4	5	4												35
Yards	62	46	35	25	45	35												248
FUMBLES																		
Number	1	2	0	0	1	0												4
Lost	0	1	0	0	1	0												2
PUNTING																		
Yards	316	135	273	491	90	262												1,567
Punts	6	3	6	10	2	5												32
Net Avg.	41.5	39.7	38.5	38.7	45.0	39.6												39.8
Gross Avg.	52.7	45.0	45.5	49.1	45.0	52.4												49.0
Touchbacks	0	0	0	2	0	1												3
Punts Blocked	0	0	0	0	0	0												0
Punt Returns	2	1	1	3	3	0												10
Punt Return Yards	10	13	11	22	30	0												86
Punt Return Avg.	5.0	13.0	11.0	7.3	10.0	0												8.6
Inside 20	2	0	2	4	1	1												10
Fair Catches	1	1	2	2	1	0												7
SCORING																		
Points	33	35	17	7	25	6												123
Q1	0	14	0	0	7	0												21
Q2	10	7	0	7	3	6												33
Q3	0	14	7	0	12	0												33
Q4	17	0	10	0	3	0												30
OT	6	0	0	0	0	0												6
TD Rushing	2	1	2	0	1	0												6
TD Passing	2	3	0	1	2	1												9
TD KO Returns	0	0	0	0	0	0												0
TD Punt Returns	0	0	0	0	0	0												0
TD Sp. Teams	0	0	0	0	0	0												0
TD Def. Returns	0	2	0	0	0	0												2
Total TDs	4	5	2	1	3	1												16
PAT Attempts	3	5	2	1	3	1												15
PAT Made	3	5	2	1	1	0												12
FG Attempts	2	0	1	0	4	0												7
FG Made	2	0	1	0	2	0												5
Safety	0	0	0	0	0	0												0
2-Pt Attempts	0	0	0	0	1	0												1
2-Pt Made	0	0	0	0	0	0												0
Time of Possession	34:08	24:01	32:34	26:53	30:45	21:53												170:14
KICKOFFS																		
Kickoff Returns	2	5	0	2	2	5												16
Kickoff Return Yards	33	83	0	36	46	82												280
Kickoff Return Avg.	16.5	16.6	0	18.0	23.0	16.4												17.5

LONGEST PLAYS FROM SCRIMMAGE

RAVENS						OPPONENT					
DATE	OPPONENT	QTR	RAVENS PLAYER	YARDS	SCORE	DATE	OPPONENT	QTR	OPP. PLAYER	YARDS	SCORE
09/13	at Las Vegas	4	Lamar Jackson -> Sammy Watkins	49	L, 33-27 (OT)	10/11	Indianapolis	1	Carson Wentz -> Jonathan Taylor	76T	W, 25-31 (OT)
10/03	at Denver	2	Lamar Jackson -> Marquise Brown	49T	W, 23-7	09/19	Kansas City	3	Patrick Mahomes -> Travis Kelce	46T	W, 35-36
10/11	Indianapolis	3	Lamar Jackson -> Marquise Brown	43T	W, 31-25 (OT)	10/11	Indianapolis	3	Carson Wentz -> Michael Pittman Jr.	42T	W, 25-31 (OT)
09/19	Kansas City	3	Lamar Jackson -> Marquise Brown	42T	W, 36-35	09/19	Kansas City	3	Patrick Mahomes -> Byron Pringle	40T	W, 35-36
09/26	at Detroit	3	Lamar Jackson -> Mark Andrews	41	W, 19-17	09/13	at Las Vegas	4	Derek Carr -> Henry Ruggs III	37	L, 27-33 (OT)
09/26	at Detroit	2	Lamar Jackson -> Marquise Brown	37	W, 19-17	09/19	Kansas City	1	Patrick Mahomes -> Demarcus Robinson	33T	W, 35-36
09/26	at Detroit	4	Lamar Jackson -> Sammy Watkins	36	W, 19-17	09/13	at Las Vegas	5	Derek Carr -> Bryan Edwards	32	L, 27-33 (OT)
09/13	at Las Vegas	1	TySon Williams run	35T	L, 33-27 (OT)	10/03	at Denver	4	Drew Lock -> Courtland Sutton	32	W, 7-23
10/03	at Denver	4	Lamar Jackson -> James Proche II	32	W, 23-7	09/13	at Las Vegas	1	Marcus Mariota run	31	L, 27-33 (OT)
10/03	at Denver	2	Lamar Jackson -> Marquise Brown	32	W, 23-7	09/13	at Las Vegas	5	Derek Carr -> Zay Jones	31T	L, 27-33 (OT)
09/19	Kansas City	1	Devonta Freeman run	31	W, 36-35	10/03	at Denver	1	Javonte Williams run	31	W, 7-23
09/26	at Detroit	1	Lamar Jackson run	31	W, 19-17	10/11	Indianapolis	3	Carson Wentz -> Zach Pascal	31	W, 25-31 (OT)
09/13	at Las Vegas	2	Lamar Jackson -> Sammy Watkins	29	L, 33-27 (OT)	10/11	Indianapolis	4	Carson Wentz -> Jonathan Taylor	29	W, 25-31 (OT)
09/13	at Las Vegas	2	Lamar Jackson -> Marquise Brown	29	L, 33-27 (OT)	09/13	at Las Vegas	5	Derek Carr -> Hunter Renfrow	27	L, 27-33 (OT)
09/26	at Detroit	2	Lamar Jackson -> James Proche II	29	W, 19-17	10/17	L.A. Chargers	2	Justin Herbert -> Mike Williams	26	W, 6-34
09/13	at Las Vegas	4	Lamar Jackson run	28	L, 33-27 (OT)						
10/11	Indianapolis	2	Lamar Jackson -> Sammy Watkins	28	W, 31-25 (OT)						
10/11	Indianapolis	2	Lamar Jackson -> Mark Andrews	28	W, 31-25 (OT)						
09/19	Kansas City	3	Lamar Jackson -> Marquise Brown	27	W, 36-35						
10/11	Indianapolis	4	Lamar Jackson -> Mark Andrews	27	W, 31-25 (OT)						
TOTALS						TOTALS					
20 - 683 (34.2), 4 TDS (4 RUNS, 1 TD, 16 PASSES, 3 TDS)						15 - 544 (36.3), 6 TDS (2 RUNS, 0 TDS, 13 PASSES, 6 TDS)					



TEAM SUPERLATIVES

HIGH	DATE	OPPONENT	OFFENSIVE CATEGORY	OPPONENT	DATE	LOW
36	9/19	vs. Kansas City	Points	at Detroit	9/26	19
17	10/3	at Denver	Points in a Quarter	vs. Indianapolis ...2 more at 0.	10/11	0
22	10/11	vs. Indianapolis	Points in a Half	vs. Indianapolis	10/11	3
5	9/19	vs. Kansas City	Total Touchdowns	at Detroit	9/26	1
70	10/11	vs. Indianapolis ...1 more at 70.	Total Plays	at Detroit	9/26	57
523	10/11	vs. Indianapolis	Total Net Yards	vs. L.A. Chargers	10/17	327
31	9/19	vs. Kansas City	Total First Downs	at Detroit	9/26	15
18	9/19	vs. Kansas City	First Downs Rushing	at Detroit	9/26	5
22	10/11	vs. Indianapolis	First Downs Passing	at Detroit	9/26	10
2	9/19	vs. Kansas City	First Down Penalties	at Denver ...1 more at 0.	10/3	0
55%	10/17	vs. L.A. Chargers ...1 more at 55%.	Third Down Efficiency	at Detroit	9/26	10%
7.5	10/11	vs. Indianapolis	Average Yards Per Play	vs. L.A. Chargers	10/17	4.8
251	9/19	vs. Kansas City	Total Net Yards Rushing	vs. Indianapolis	10/11	86
41	9/19	vs. Kansas City	Rushing Attempts	at Detroit	9/26	22
6.1	9/19	vs. Kansas City	Rushing Average Yards	vs. Indianapolis ...1 more at 3.4.	10/11	3.4
3	10/17	vs. L.A. Chargers ...1 more at 3.	Rushing Touchdowns	vs. Indianapolis ...1 more at 0.	10/11	0
437	10/11	vs. Indianapolis	Total Net Yards Passing	vs. L.A. Chargers	10/17	140
43	10/11	vs. Indianapolis	Passing Attempts	vs. Kansas City	9/19	26
37	10/11	vs. Indianapolis	Passing Completions	at Detroit	9/26	16
4	10/11	vs. Indianapolis	Passing Touchdowns	vs. L.A. Chargers ...4 more at 1.	10/17	1
9.7	10/11	vs. Indianapolis	Passing Yards Average	vs. L.A. Chargers	10/17	4.7
2	10/17	vs. L.A. Chargers ...1 more at 2.	Passes Thrown for Interception	vs. Indianapolis ...2 more at 0.	10/11	0
4	9/26	at Detroit	Times Sacked	vs. Kansas City	9/19	1
27	10/17	vs. L.A. Chargers	Sack Yards Lost	vs. Indianapolis	10/11	5
7	10/3	at Denver	Total Punts	vs. L.A. Chargers ...1 more at 2.	10/17	2
335	10/3	at Denver	Total Punt Yards	vs. L.A. Chargers	10/17	86
49.5	10/11	vs. Indianapolis	Punt Gross Average Yards	vs. L.A. Chargers	10/17	43
43	10/17	vs. L.A. Chargers	Punt Net Average Yards	vs. Kansas City	9/19	41
4	9/13	at Las Vegas	Punt Returns	vs. Indianapolis ...1 more at 1.	10/11	1
67	9/13	at Las Vegas	Punt Return Yards	vs. Indianapolis	10/11	0
21.3	10/3	at Denver	Punt Return Yards Average	vs. Indianapolis	10/11	0.0
5	10/11	vs. Indianapolis	Kickoff Returns	at Denver ...3 more at 0.	10/3	0
111	10/11	vs. Indianapolis	Kickoff Return Yards	at Denver ...3 more at 0.	10/3	0
8	10/11	vs. Indianapolis ...1 more at 8.	Total Penalties	vs. L.A. Chargers	10/17	2
74	10/11	vs. Indianapolis	Penalty Yards	vs. L.A. Chargers	10/17	15
4	9/13	at Las Vegas	Total Fumbles	at Denver	10/3	0
2	9/13	at Las Vegas	Fumbles Lost	vs. L.A. Chargers ...3 more at 0.	10/17	0
38:07	10/17	vs. L.A. Chargers	Time of Possession	at Detroit	9/26	27:26
2	10/17	vs. L.A. Chargers ...2 more at 2.	Turnovers	at Denver	10/3	0
76,490	10/3	at Denver	Attendance	at Detroit	9/26	50,788

TEAM SUPERLATIVES

HIGH	DATE	OPPONENT	DEFENSIVE CATEGORY	OPPONENT	DATE	LOW
35	9/19	vs. Kansas City	Points	vs. L.A. Chargers	10/17	6
17	9/13	at Las Vegas	Points in a Quarter	vs. L.A. Chargers ...4 more at 0.	10/17	0
21	9/19	vs. Kansas City	Points in a Half	vs. L.A. Chargers ...2 more at 0.	10/17	0
5	9/19	vs. Kansas City	Total Touchdowns	vs. L.A. Chargers ...1 more at 1.	10/17	1
80	9/13	at Las Vegas	Total Plays	vs. Kansas City	9/19	49
513	10/11	vs. Indianapolis	Total Net Yards	vs. L.A. Chargers	10/17	208
29	10/11	vs. Indianapolis	Total First Downs	vs. L.A. Chargers	10/17	14
10	10/11	vs. Indianapolis	First Downs Rushing	vs. Kansas City	9/19	2
18	9/19	vs. Kansas City	First Downs Passing	at Denver	10/3	9
3	10/11	vs. Indianapolis ...1 more at 3.	First Down Penalties	vs. L.A. Chargers	10/17	0
50%	10/11	vs. Indianapolis	Third Down Efficiency	vs. Kansas City	9/19	17%
8.3	9/19	vs. Kansas City	Average Yards Per Play	vs. L.A. Chargers	10/17	3.9
123	10/11	vs. Indianapolis	Total Net Yards Rushing	vs. L.A. Chargers	10/17	26
27	9/26	at Detroit	Rushing Attempts	vs. L.A. Chargers	10/17	12
6.2	10/3	at Denver	Rushing Average Yards	vs. L.A. Chargers	10/17	2.2
2	9/26	at Detroit ...1 more at 2.	Rushing Touchdowns	vs. L.A. Chargers ...1 more at 0.	10/17	0
409	9/13	at Las Vegas	Total Net Yards Passing	at Denver	10/3	148
56	9/13	at Las Vegas	Passing Attempts	at Detroit ...1 more at 31.	9/26	31
34	9/13	at Las Vegas	Passing Completions	at Denver	10/3	19
3	9/19	vs. Kansas City	Passing Touchdowns	at Detroit	9/26	0
11.1	9/19	vs. Kansas City	Passing Yards Average	at Denver	10/3	3.5
1	10/17	vs. L.A. Chargers ...3 more at 1.	Passes Thrown for Interception	vs. Indianapolis ...1 more at 0.	10/11	0
5	10/3	at Denver	QB Sacks	vs. Kansas City	9/19	0
30	10/3	at Denver	Sack Yards Lost	vs. Kansas City	9/19	0
10	10/3	at Denver	Total Punts	vs. Indianapolis	10/11	2
491	10/3	at Denver	Total Punt Yards	vs. Indianapolis	10/11	90
52.7	9/13	at Las Vegas	Punt Gross Average Yards	vs. Indianapolis ...1 more at 45.	10/11	45
45	10/11	vs. Indianapolis	Punt Net Average Yards	at Detroit	9/26	38.5
3	10/11	vs. Indianapolis ...1 more at 3.	Punt Returns	vs. L.A. Chargers	10/17	0
30	10/11	vs. Indianapolis	Punt Return Yards	vs. L.A. Chargers	10/17	0
13.0	9/19	vs. Kansas City	Punt Return Yards Average	vs. L.A. Chargers	10/17	0.0
5	10/17	vs. L.A. Chargers ...1 more at 5.	Kickoff Returns	at Detroit	9/26	0
83	9/19	vs. Kansas City	Kickoff Return Yards	at Detroit	9/26	0
10	9/13	at Las Vegas	Total Penalties	vs. L.A. Chargers ...1 more at 4.	10/17	4
62	9/13	at Las Vegas	Penalty Yards	at Denver	10/3	25
2	9/19	vs. Kansas City	Total Fumbles	vs. L.A. Chargers ...2 more at 0.	10/17	0
1	10/11	vs. Indianapolis ...1 more at 1.	Fumbles Lost	vs. L.A. Chargers ...3 more at 0.	10/17	0
34:08	9/13	at Las Vegas	Time of Possession	vs. L.A. Chargers	10/17	21:53
2	9/19	vs. Kansas City	Turnovers	at Detroit	9/26	0
76,490	10/3	at Denver	Attendance	at Detroit	9/26	50,788

INDIVIDUAL SUPERLATIVES

CATEGORY	2021 RAVENS INDIVIDUAL BEST	GAME	DATE	OPPONENT INDIVIDUAL BEST	GAME	DATE
Touchdowns	2 Mark Andrews ...2 more.	vs. IND	10/11	2 Jonathan Taylor ...1 more.	vs. IND	10/11
Passes Attempted	43 Lamar Jackson	vs. IND	10/11	56 Derek Carr	at LV	09/13
Passes Completed	37 Lamar Jackson	vs. IND	10/11	34 Derek Carr	at LV	09/13
Completion Percentage	86.0 Lamar Jackson	vs. IND	10/11	77.4 Patrick Mahomes	vs. KC	09/19
Passing Yards	442 Lamar Jackson	vs. IND	10/11	435 Derek Carr	at LV	09/13
Yards Per Attempt	10.3 Lamar Jackson	vs. IND	10/11	11.5 Carson Wentz	vs. IND	10/11
Touchdown Passes	4 Lamar Jackson	vs. IND	10/11	3 Patrick Mahomes	vs. KC	09/19
Receptions	11 Mark Andrews	vs. IND	10/11	10 Darren Waller	at LV	09/13
Receiving Yards	147 Mark Andrews	vs. IND	10/11	116 Jonathan Taylor	vs. IND	10/11
Touchdown Receptions	2 Mark Andrews ...1 more.	vs. IND	10/11	1 Jared Cook ...8 more.	vs. LAC	10/17
Rushing Yards	107 Lamar Jackson	vs. KC	09/19	56 Melvin Gordon III	at DEN	10/03
Rushing Attempts	18 Lataavius Murray	at DEN	10/03	15 Jonathan Taylor	vs. IND	10/11
Rushing Average	8.3 Lamar Jackson	at DET	09/26	6.9 Javonte Williams	at DEN	10/03
Rushing Touchdowns	2 Lamar Jackson	vs. KC	09/19	2 Josh Jacobs	at LV	09/13
Yards From Scrimmage	147 Mark Andrews	vs. IND	10/11	169 Jonathan Taylor	vs. IND	10/11
Combined Net Yards	156 Devin Duvernay	vs. IND	10/11	169 Jonathan Taylor	vs. IND	10/11
Interceptions Made	1 DeShon Elliott ...3 more.	vs. LAC	10/17	2 Kyzir White ...1 more.	vs. LAC	10/17
Interceptions Thrown	2 Lamar Jackson ...1 more.	vs. LAC	10/17	1 Justin Herbert ...3 more.	vs. LAC	10/17
INT Return Yards				50 Tyrann Mathieu	vs. KC	09/19
Tackles	12 Chuck Clark	at DET	09/26	13 Darius Leonard	vs. IND	10/11
Sacks	2.0 Tyus Bowser	at DEN	10/03	2.0 Caden Sterns ...1 more.	at DEN	10/03
Punts	7 Sam Koch	at DEN	10/03	10 Sam Martin	at DEN	10/03
Punts Inside the 20	2 Sam Koch ...1 more.	vs. IND	10/11	4 Sam Martin	at DEN	10/03
Punting Average	49.5 Sam Koch	vs. IND	10/11	52.7 AJ Cole	at LV	09/13
Punt Returns	4 Devin Duvernay	at LV	09/13	3 Nyheim Hines	vs. IND	10/11
Punt Return Yards	67 Devin Duvernay	at LV	09/13	30 Nyheim Hines	vs. IND	10/11
Kickoff Returns	5 Devin Duvernay	vs. IND	10/11	3 KJ Hill Jr. ...1 more.	vs. LAC	10/17
Kickoff Return Yards	111 Devin Duvernay	vs. IND	10/11	50 KJ Hill Jr.	vs. LAC	10/17
Field Goals Attempted	5 Justin Tucker	at DET	09/26	4 Rodrigo Blankenship	vs. IND	10/11
Field Goals Made	4 Justin Tucker	at DET	09/26	2 Rodrigo Blankenship ...1 more.	vs. IND	10/11

CATEGORY	2021 RAVENS LONGEST PLAYS	GAME	DATE	OPPONENT INDIVIDUAL	GAME	DATE
Run From Scrimmage	35 Ty'Son Williams	at LV	09/13	31 Javonte Williams ...1 more.	at DEN	10/03
Touchdown Run	35 Ty'Son Williams	at LV	09/13	15 Josh Jacobs	at LV	09/13
Passing Long	49 Lamar Jackson ...1 more.	at DEN	10/03	76 Carson Wentz	vs. IND	10/11
Touchdown Pass Long	49 Lamar Jackson	at DEN	10/03	76 Carson Wentz	vs. IND	10/11
Longest Reception	49 Marquise Brown ...1 more.	at DEN	10/03	76 Jonathan Taylor	vs. IND	10/11
Touchdown Reception	49 Marquise Brown	at DEN	10/03	76 Jonathan Taylor	vs. IND	10/11
Interception Return				34 Tyrann Mathieu	vs. KC	09/19
Longest INT Return for TD				34 Tyrann Mathieu	vs. KC	09/19
Longest Own Fumble Return	2 Devin Duvernay	vs. KC	09/19			
Longest Opponent's Fumble Return				21 Darius Leonard	vs. IND	10/11
Punt Return	42 Devin Duvernay	at DEN	10/03	13 Nyheim Hines ...1 more.	vs. IND	10/11
Kickoff Return	47 Devin Duvernay	vs. LAC	10/17	33 Byron Pringle	vs. KC	09/19
Punt	57 Sam Koch	at DEN	10/03	69 Ty Long	vs. LAC	10/17
Field Goal	66 Justin Tucker	at DET	09/26	55 Daniel Carlson	at LV	09/13
Field Goal Attempt	66 Justin Tucker	at DET	09/26	55 Daniel Carlson	at LV	09/13

TURNOVER TABLE

DATE	OPPONENT	FORCED TURNOVERS			TURNOVERS CONVERTED					OUTCOME	
		FUM	INTS	TOTAL	TD	FG	PTS.	PTS. PCT.	TD PCT.	NET DIFF.	RESULT
09/13	Baltimore	0	1	1	0	0	0	0.0	0.0	-1	L
	at Las Vegas	2	0	2	2	0	13	100.0	100.0	+1	W
09/19	Baltimore	1	1	2	1	0	6	50.0	100.0	0	W
	Kansas City	0	2	2	1	0	7	50.0	100.0	0	L
09/26	Baltimore	0	0	0	0	0	0	0.0	0.0	-1	W
	at Detroit	0	1	1	0	1	3	100.0	0.0	+1	L
10/03	Baltimore	0	1	1	0	0	0	0.0	0.0	+1	W
	at Denver	0	0	0	0	0	0	0.0	0.0	-1	L
10/11	Baltimore	1	0	1	0	0	0	0.0	0.0	0	W
	Indianapolis	1	0	1	1	0	6	100.0	100.0	0	L
10/17	Baltimore	0	1	1	0	0	0	0.0	0.0	-1	W
	L.A. Chargers	0	2	2	1	0	6	50.0	100.0	+1	L
10/24	Cincinnati	--	--	--	--	--	--	--	--	--	--
11/07	Minnesota	--	--	--	--	--	--	--	--	--	--
11/11	at Miami	--	--	--	--	--	--	--	--	--	--
11/21	at Chicago	--	--	--	--	--	--	--	--	--	--
11/28	Cleveland	--	--	--	--	--	--	--	--	--	--
12/05	at Pittsburgh	--	--	--	--	--	--	--	--	--	--
12/12	at Cleveland	--	--	--	--	--	--	--	--	--	--
12/19	Green Bay	--	--	--	--	--	--	--	--	--	--
12/26	at Cincinnati	--	--	--	--	--	--	--	--	--	--
01/02	L.A. Rams	--	--	--	--	--	--	--	--	--	--
01/09	Pittsburgh	--	--	--	--	--	--	--	--	--	--
	RAVENS	2	4	6	1	0	6	16.7	100.0	-2	5-1
	OPPONENTS	3	5	8	5	1	35	75.0	83.3	+2	1-5

INSIDE THE 20

RAVENS																			
Date	Opponent	Pos	TD	PAT	2-Pt.	Miss PAT	FG	FGA	Blk/MFG	INT	Fum	Dwns	Drive Ends			TD%	Score Pct.	Pts/Poss	
09/13	at Las Vegas	2	2	2	0	0	0	0	0	0	0	0	0	0	0	14	100.0	100.0	7.0
09/19	Kansas City	4	4	2	0	0	0	0	0	0	0	0	0	0	0	26	100.0	100.0	6.5
09/26	at Detroit	2	1	1	0	0	1	1	0	0	0	0	0	0	0	10	50.0	100.0	5.0
10/03	at Denver	3	1	1	0	0	2	2	0	0	0	0	0	0	0	13	33.3	100.0	4.3
10/11	Indianapolis	5	3	0	2	0	1	1	0	0	1	0	0	0	0	25	60.0	80.0	5.0
10/17	L.A. Chargers	5	4	4	0	0	1	1	0	0	0	0	0	0	0	31	80.0	100.0	6.2
10/24	Cincinnati	--	--	--	--	--	--	--	--	--	--	--	--	--	--	--	--	--	--
11/07	Minnesota	--	--	--	--	--	--	--	--	--	--	--	--	--	--	--	--	--	--
11/11	at Miami	--	--	--	--	--	--	--	--	--	--	--	--	--	--	--	--	--	--
11/21	at Chicago	--	--	--	--	--	--	--	--	--	--	--	--	--	--	--	--	--	--
11/28	Cleveland	--	--	--	--	--	--	--	--	--	--	--	--	--	--	--	--	--	--
12/05	at Pittsburgh	--	--	--	--	--	--	--	--	--	--	--	--	--	--	--	--	--	--
12/12	at Cleveland	--	--	--	--	--	--	--	--	--	--	--	--	--	--	--	--	--	--
12/19	Green Bay	--	--	--	--	--	--	--	--	--	--	--	--	--	--	--	--	--	--
12/26	at Cincinnati	--	--	--	--	--	--	--	--	--	--	--	--	--	--	--	--	--	--
01/02	L.A. Rams	--	--	--	--	--	--	--	--	--	--	--	--	--	--	--	--	--	--
01/09	Pittsburgh	--	--	--	--	--	--	--	--	--	--	--	--	--	--	--	--	--	--
TOTALS		21	15	10	2	0	5	5	0	0	1	0	0	0	0	119	71.4	95.2	5.7

OPPONENT																			
Date	Opponent	Pos	TD	PAT	2-Pt.	Miss PAT	FG	FGA	Blk/MFG	INT	Fum	Dwns	Drive Ends			TD%	Score Pct.	Pts/Poss	
09/13	at Las Vegas	6	3	3	0	0	1	1	0	1	0	1	0	0	0	24	50.0	66.7	4.0
09/19	Kansas City	1	1	1	0	0	0	0	0	0	0	0	0	0	0	7	100.0	100.0	7.0
09/26	at Detroit	3	2	2	0	0	1	1	0	0	0	0	0	0	0	17	66.7	100.0	5.7
10/03	at Denver	2	1	1	0	0	0	0	0	1	0	0	0	0	0	7	50.0	50.0	3.5
10/11	Indianapolis	4	1	0	0	0	1	2	1	0	1	0	0	0	0	9	25.0	50.0	2.3
10/17	L.A. Chargers	2	1	0	0	1	0	0	0	0	0	1	0	0	0	6	50.0	50.0	3.0
10/24	Cincinnati	--	--	--	--	--	--	--	--	--	--	--	--	--	--	--	--	--	--
11/07	Minnesota	--	--	--	--	--	--	--	--	--	--	--	--	--	--	--	--	--	--
11/11	at Miami	--	--	--	--	--	--	--	--	--	--	--	--	--	--	--	--	--	--
11/21	at Chicago	--	--	--	--	--	--	--	--	--	--	--	--	--	--	--	--	--	--
11/28	Cleveland	--	--	--	--	--	--	--	--	--	--	--	--	--	--	--	--	--	--
12/05	at Pittsburgh	--	--	--	--	--	--	--	--	--	--	--	--	--	--	--	--	--	--
12/12	at Cleveland	--	--	--	--	--	--	--	--	--	--	--	--	--	--	--	--	--	--
12/19	Green Bay	--	--	--	--	--	--	--	--	--	--	--	--	--	--	--	--	--	--
12/26	at Cincinnati	--	--	--	--	--	--	--	--	--	--	--	--	--	--	--	--	--	--
01/02	L.A. Rams	--	--	--	--	--	--	--	--	--	--	--	--	--	--	--	--	--	--
01/09	Pittsburgh	--	--	--	--	--	--	--	--	--	--	--	--	--	--	--	--	--	--
TOTALS		18	9	7	0	1	3	4	1	2	1	2	0	0	70	50.0	66.7	3.9	



FIRST DOWNS GAINED

PLAYER	RUSH	REC.	TOTAL	3RD DOWN CONVERSION	4TH DOWN CONVERSION
Mark Andrews	0	25	25	2	0
Lamar Jackson	24	0	24	8	1
Marquise Brown	1	20	21	4	0
Latavius Murray	17	0	17	1	0
Sammy Watkins	0	12	12	2	1
Ty'Son Williams	8	3	11	1	1
Devin Duvernay	1	6	7	3	0
Devonta Freeman	4	2	6	0	0
James Proche II	0	5	5	3	0
Rashod Bateman	0	4	4	1	0
Patrick Ricard	1	1	2	1	0
Josh Oliver	0	2	2	0	0
Le'Veon Bell	1	0	1	0	0
Tyler Huntley	1	0	1	0	0
Team (by penalty)	--	--	5	--	--
2021 TOTALS	58	80	143	26	3

COMPLETIONS BY DISTANCE

2021 REGULAR SEASON									
Date	Opponent	Quarterback	Loss	0-9	10-19	20-29	30-39	40-49	50+
September 13, 2021	at Las Vegas	Jackson	--	10	5 (1)	3	--	1	--
September 19, 2021	Kansas City	Jackson	1	7	6	3	--	1 (1)	--
September 26, 2021	at Detroit	Jackson	--	6	4 (1)	3	2	1	--
October 3, 2021	at Denver	Jackson	--	10	7	2	2	1 (1)	--
October 11, 2021	Indianapolis	Jackson	--	20 (3)	12	4	--	1 (1)	--
October 17, 2021	L.A. Chargers	Jackson	--	13 (1)	4	2	--	--	--
October 24, 2021	Cincinnati	--	--	--	--	--	--	--	--
November 7, 2021	Minnesota	--	--	--	--	--	--	--	--
November 11, 2021	at Miami	--	--	--	--	--	--	--	--
November 21, 2021	at Chicago	--	--	--	--	--	--	--	--
November 28, 2021	Cleveland	--	--	--	--	--	--	--	--
December 5, 2021	at Pittsburgh	--	--	--	--	--	--	--	--
December 12, 2021	at Cleveland	--	--	--	--	--	--	--	--
December 19, 2021	Green Bay	--	--	--	--	--	--	--	--
December 26, 2021	at Cincinnati	--	--	--	--	--	--	--	--
January 2, 2022	L.A. Rams	--	--	--	--	--	--	--	--
January 9, 2022	Pittsburgh	--	--	--	--	--	--	--	--
PLAYER TOTALS		Jackson	1	66 (4)	38 (2)	17	4	5 (3)	--
TEAM TOTALS			1	66 (4)	38 (2)	17	4	5 (3)	--

THE LAST TIME IT HAPPENED

BY RAVENS		BY OPPONENT
RUSHING		
* Never Has Happened *	300 YARDS RUSHING	* Never Has Happened *
204 YDs, Ray Rice @ Cleveland, 12/04/11	200 YARDS RUSHING	* Never Has Happened *
107 YDs, Lamar Jackson vs. Kansas City, 09/19/21	100 YARDS RUSHING	133 YDs, Derrick Henry vs. Tennessee, 11/22/20
107 YDs/77 YDs, Lamar Jackson/Ty'Son Williams vs. Kansas City, 09/19/21	75+ YARD RUSHING	82 YDs, Nick Chubb @ Cleveland, 12/14/20
* Never Has Happened *	FIVE TOUCHDOWNS RUSHING	* Never Has Happened *
* Never Has Happened *	FOUR TOUCHDOWNS RUSHING	* Never Has Happened *
3 TDs, Mark Ingram II: (2, 19, 1) @ Kansas City, 09/22/19	THREE TOUCHDOWNS RUSHING	3 TDs, Nick Chubb: (14, 2, 88) vs. Cleveland, 09/29/19
2 TDs, Lamar Jackson: (2, 1) vs. Kansas City, 09/19/21	TWO TOUCHDOWNS RUSHING	2 TDs, Josh Jacobs: (2, 15) @ Las Vegas, 09/13/21
Lamar Jackson: (5, 17)/Gus Edwards: (11, 19) @ Cleveland, 12/14/20	TWO PLAYERS WITH TWO TD RUSHING	* Never Has Happened *
404 YDs, Baltimore 38, Cincinnati 3 @ Cincinnati, 01/03/21	OVER 400 YARDS RUSHING (TEAM)	* Never Has Happened *
308 YDs, Baltimore 48, Detroit 3 vs. Detroit, 12/13/09	300-399 YARDS RUSHING (TEAM)	* Never Has Happened *
251 YDs, Baltimore 36, Kansas City 35 vs. Kansas City, 09/19/21	200-299 YARDS RUSHING (TEAM)	231 YDs, Chicago 27, Baltimore 24 vs. Chicago, 10/15/17
RECEIVING		
147 YDs/125 YDs, Mark Andrews/Marquise Brown vs. Indianapolis, 10/11/21	TWO 100-YARD RECEIVERS	114 YDs/104 YDs, Christian Kirk/Larry Fitzgerald vs. Arizona, 09/15/19
258 YDs, Qadry Ismail @ Pittsburgh, 12/12/99	200 YARDS RECEIVING	213 YDs, Antonio Brown @ Pittsburgh, 12/10/17
186 YDs, Steve Smith vs. Cincinnati, 09/27/15	150 YARDS RECEIVING	167 YDs, Jarvis Landry vs. Cleveland, 09/29/19
147 YDs/125 YDs, Mark Andrews/Marquise Brown vs. Indianapolis, 10/11/21	100 YARDS RECEIVING	116 YDs, Jonathan Taylor vs. Indianapolis, 10/11/21
* Never Has Happened *	FIVE TOUCHDOWN RECEPTIONS	* Never Has Happened *
4 TDs, Marcus Robinson: (13, 50, 25, 9) vs. Seattle, 11/23/03	FOUR TOUCHDOWN RECEPTIONS	* Never Has Happened *
3 TDs, Torrey Smith: (74, 41, 18) @ St. Louis, 09/25/11	THREE TOUCHDOWN RECEPTIONS	3 TDs, A.J. Green: (4, 32, 7) @ Cincinnati, 09/13/18
2 TDs/2 TDs, Marquise Brown: (43, 5)/Mark Andrews: (5, 4) vs. Indianapolis, 10/11/21	TWO TOUCHDOWN RECEPTIONS	2 TDs, Rex Burkhead: (7, 24) @ New England, 11/15/20
Marquise Brown: (43, 5)/Mark Andrews: (5, 4) vs. Indianapolis, 10/11/21	TWO PLAYERS WITH TWO TD RECEPTIONS	Doug Baldwin: (14, 22, 16)/Tyler Lockett: (8, 49) vs. Seattle, 12/13/15
PASSING		
* Never Has Happened *	500 YARDS PASSING	506 YDs, Ben Roethlisberger @ Pittsburgh, 12/10/17
442 YDs, Lamar Jackson vs. Indianapolis, 10/11/21	400 YARDS PASSING	402 YDs, Carson Wentz vs. Indianapolis, 10/11/21
442 YDs, Lamar Jackson vs. Indianapolis, 10/11/21	300 YARDS PASSING	402 YDs, Carson Wentz vs. Indianapolis, 10/11/21
* Never Has Happened *	SEVEN TOUCHDOWN PASSES	7 TDs, Peyton Manning: (24, 23, 28, 5, 2, 26, 78) @ Denver, 09/05/13
* Never Has Happened *	SIX TOUCHDOWN PASSES	6 TDs, Ben Roethlisberger: (5, 19, 47, 54, 18, 33) @ Pittsburgh, 11/02/14
5 TDs, Lamar Jackson: (5, 1, 24, 33, 10) vs. N.Y. Jets, 12/12/19	FIVE TOUCHDOWN PASSES	5 TDs, Russell Wilson: (8, 14, 22, 49, 16) vs. Seattle, 12/13/15
4 TDs, Lamar Jackson: (43, 5, 4, 5) vs. Indianapolis, 10/11/21	FOUR TOUCHDOWN PASSES	4 TDs, Patrick Mahomes: (5, 20, 49, 2) vs. Kansas City, 09/28/20

THE LAST TIME IT HAPPENED

4 TDs, Lamar Jackson: (43, 5, 4, 5) vs. Indianapolis, 10/11/21	THREE TOUCHDOWN PASSES	3 TDs, Patrick Mahomes: (33, 40, 46) vs. Kansas City, 09/19/21
56 ATT., Joe Flacco @ Cleveland, 10/07/18	50+ PASS ATTEMPTS	56 ATT., Derek Carr @ Las Vegas, 09/13/21
43 ATT., Lamar Jackson vs. Indianapolis, 10/11/21	40+ PASS ATTEMPTS	56 ATT., Derek Carr @ Las Vegas, 09/13/21
5 INTs, Joe Flacco @ Buffalo, 09/29/13	FOUR INTERCEPTIONS THROWN	4 INTs, Andy Dalton @ Cincinnati, 09/10/17
3 INTs, Lamar Jackson @ Pittsburgh, 10/06/19	THREE INTERCEPTIONS THROWN	3 INTs, Baker Mayfield vs. Cleveland, 12/30/18
2 INTs, Lamar Jackson vs. L.A. Chargers, 10/17/21	TWO INTERCEPTIONS THROWN	2 INTs, Brandon Allen @ Cincinnati, 01/03/21

BY RAVENS BY OPPONENT

COMBINED YARDS

107 YDs/324 YDs, Mark Ingram II/Lamar Jackson @ Miami, 09/08/19	100-YARD RUSHER AND 300-YARD PASSER	165 YDs/342 YDs, Nick Chubb/Baker Mayfield vs. Cleveland, 09/29/19
147/125 YDs/442 YDs, Mark Andrews/Marquise Brown/Lamar Jackson vs. Indianapolis, 10/11/21	100-YARD RECEIVER AND 300-YARD PASSER	116 YDs/402 YDs, Jonathan Taylor/Carson Wentz vs. Indianapolis, 10/11/21
107 YDs/113 YDs, Lamar Jackson/Marquise Brown vs. Kansas City, 09/19/21	100-YARD RUSHER AND 100-YARD RECEIVER	133 YDs/113 YDs, Derrick Henry/Corey Davis vs. Tennessee, 11/22/20
107 YDs/324 YDs/108 YDs, Mark Ingram II/Lamar Jackson Mark Andrews @ Miami, 09/08/19	100-YARD RUSHER, 300-YARD PASSER, 100-YARD RECEIVER	165 YDs/342 YDs/167 YDs, Nick Chubb/Baker Mayfield Jarvis Landry vs. Cleveland, 09/29/19

BY RAVENS BY OPPONENT

DEFENSE

89 YDs, Marcus Peters: (3:55) 5-R.Finley pass short right intended for 12-A.Erickson INTERCEPTED by 24-M.Peters at BLT 11. 24-M.Peters for 89 yards, TOUCHDOWN. @ Cincinnati, 11/10/19	INTERCEPTED PASS RETURNED FOR A TOUCHDOWN	34 YDs, Tyrann Mathieu: (14:19) (Shotgun) 8-L.Jackson pass short right intended for 14-S.Watkins INTERCEPTED by 32-T.Mathieu at BLT 34. 32-T.Mathieu for 34 yards, TOUCHDOWN. vs. Kansas City, 09/19/21
65 YDs, Chuck Clark: (1:28) (Shotgun) 28-J.Taylor right end to BLT 36 for 9 yards (40-M.Harrison, 24-M.Peters). FUMBLES (24-M.Peters), RECOVERED by BLT-36-C.Clark at BLT 35. 36-C.Clark for 65 yards, TOUCHDOWN. @ Indianapolis, 11/08/20	FUMBLE RETURNED FOR A TOUCHDOWN	0 YDs, J.J. Arcega-Whiteside: (7:33) 26-M.Sanders left guard to BLT 7 for 74 yards (32-D.Elliott). FUMBLES (32-D.Elliott), recovered by PHI-19-J.Arcega-Whiteside at BLT -1. TOUCHDOWN. @ Philadelphia, 10/18/20
Matthew Judon: (11:01) 15-G.Minshew II sacked in End Zone for -3 yards, SAFETY (99-M.Judon). vs. Jacksonville, 12/20/20	SAFETY SCORED	Malcom Brown: (10:53) 30-K.Dixon right tackle tackled in End Zone for -1 yards, SAFETY (90-M.Brown, 23-P.Chung). @ New England, 12/12/16
Baltimore 21, Tennessee 0 @ Tennessee, 10/14/18	SHUTOUT	Tampa Bay 25, Baltimore 0 vs. Tampa Bay, 09/15/02
4.0 SK, Peter Boulware vs. Minnesota, 01/07/02	FOUR SACK GAME	4.0 SK, Antwan Barnes @ San Diego, 12/18/11
3.0 SK, Calais Campbell @ Philadelphia, 10/18/20	THREE SACK GAME	3.0 SK, Vincent Rey vs. Cincinnati, 11/10/13
2.0 SK, Tyus Bowser @ Denver, 10/03/21	TWO SACK GAME	2.0 SK, Caden Sterns @ Denver, 10/03/21
89t YDs, Marcus Peters @ Cincinnati, 11/10/19	70+ YARD INTERCEPTION RETURN	89t YDs, Darqueze Dennard vs. Cincinnati, 12/31/17
2 INTs, Jimmy Smith vs. Cleveland, 12/30/18	TWO INTERCEPTIONS	2 INTs, Kyzir White vs. L.A. Chargers, 10/17/21
* Never Has Happened *	THREE INTERCEPTIONS	3 INTs, Anthony Henry vs. Cleveland, 11/18/01
* Never Has Happened *	FOUR INTERCEPTIONS	* Never Has Happened *
90 YDs, Pittsburgh 19, Baltimore 14 @ Pittsburgh, 12/02/20	LESS THAN 100 NET PASSING YARDS	48 YDs, Baltimore 38, Cincinnati 3 @ Cincinnati, 01/03/21
131 YDs, Baltimore 26, Atlanta 16 @ Atlanta, 12/02/18	LESS THAN 150 YARDS NET OFFENSE	146 YDs, Jacksonville 12, Baltimore 7 @ Jacksonville, 10/24/11
195 YDs, Baltimore 38, Cincinnati 3 @ Cincinnati, 01/03/21	LESS THAN 200 YARDS NET OFFENSE	186 YDs, Jacksonville 44, Baltimore 7 @ Jacksonville, 09/24/17
208 YDs, Baltimore 34, L.A. Chargers 6 vs. L.A. Chargers, 10/17/21	LESS THAN 300 YARDS NET OFFENSE	219 YDs, Pittsburgh 19, Baltimore 14 @ Pittsburgh, 12/02/20
3 TO, Baltimore 27, Cincinnati 3 vs. Cincinnati, 10/11/20	FORCED THREE+ TURNOVERS	4 TO, Pittsburgh 28, Baltimore 24 vs. Pittsburgh, 11/01/20

BY RAVENS BY OPPONENT

THE LAST TIME IT HAPPENED

SPECIAL TEAMS

93 YDs, Devin Duvernay: 7-H.Butker kicks 58 yards from KC 35 to BLT 7. 13-D.Duvernay for 93 yards, TOUCHDOWN. vs. Kansas City, 09/28/20	KICKOFF RETURNED FOR A TOUCHDOWN	92 YDs, Brandon Wilson: 9-J.Tucker kicks 57 yards from BLT 35 to CIN 8. 40-B.Wilson for 92 yards, TOUCHDOWN. vs. Cincinnati, 10/13/19
70 YDs, Cyrus Jones: (13:01) (Punt formation) 5-J.Townsend punts 52 yards to BLT 30, Center-47-T.Sieg. 27-C.Jones for 70 yards, TOUCHDOWN. vs. Oakland, 11/25/18	PUNT RETURNED FOR A TOUCHDOWN	85 YDs, Jamison Crowder: (5:11) (Punt formation) 4-S.Koch punts 45 yards to WAS 15, Center-46-M.Cox. 80-J.Crowder for 85 yards, TOUCHDOWN. vs. Washington, 10/09/16
Brent Urban: (:03) 6-T.Coons 51 yard field goal is BLOCKED (96-B.Urban), Center-47-C.Hughlett, Holder-8-A.Lee, RECOVERED by BLT-33-W.Hill at BLT 36. 33-W.Hill for 64 yards, TOUCHDOWN. @ Cleveland, 11/30/15	BLOCKED FIELD GOAL RETURNED FOR A TOUCHDOWN	* Never Has Happened *
Javorius Allen: (13:44) (Punt formation) 4-J.Berry punt is BLOCKED by 37-J.Allen, Center-60-G.Warren, RECOVERED by BLT-10-C.Moore at PIT 14. 10-C.Moore for 14 yards, TOUCHDOWN. vs. Pittsburgh, 11/06/16	BLOCKED PUNT RETURNED FOR A TOUCHDOWN	Tarell Basham: (12:13) (Punt formation) 4-S.Koch punt is BLOCKED by 93-T.Basham, Center-46-M.Cox, RECOVERED by NYJ-49-B.Bello at BLT 14. 49-B.Bello for 14 yards, TOUCHDOWN. vs. N.Y. Jets, 12/12/19
66 YDs, Justin Tucker: (:03) 9-J.Tucker 66 yard field goal is GOOD, Center-46-N.Moore, Holder-4-S.Koch. @ Detroit, 09/26/21	MADE FIELD GOAL OF 60 YARDS OR LONGER	* Never Has Happened *
52 YDs, Justin Tucker: (7:08) 9-J.Tucker 52 yard field goal is GOOD, Center-46-N.Moore, Holder-4-S.Koch. vs. L.A. Chargers, 10/17/21	MADE FIELD GOAL OF 50-59 YARDS	55 YDs, Daniel Carlson: (:07) 2-D.Carlson 55 yard field goal is GOOD, Center-47-T.Sieg, Holder-6-A.Cole. @ Las Vegas, 09/13/21
48 YDs, Justin Tucker: (:05) (Field Goal formation) 9-J.Tucker 48 yard field goal is BLOCKED (21-D.Ward), Center-46-M.Cox, Holder-4-S.Koch, recovered by BLT-46-M.Cox at CLV 7. @ Cleveland, 10/07/18	BLOCKED FIELD GOAL	37 YDs, Rodrigo Blankenship: (4:37) 3-R.Blankenship 37 yard field goal is BLOCKED (93-C.Campbell), Center-46-L.Rhodes, Holder-8-R.Sanchez, RECOVERED by BLT-23-A.Averett at BLT 25. vs. Indianapolis, 10/11/21
Sam Koch: (12:13) (Punt formation) 4-S.Koch punt is BLOCKED by 93-T.Basham, Center-46-M.Cox, RECOVERED by NYJ-49-B.Bello at BLT 14. 49-B.Bello for 14 yards, TOUCHDOWN. vs. N.Y. Jets, 12/12/19	BLOCKED PUNT	Jordan Berry: (13:44) (Punt formation) 4-J.Berry punt is BLOCKED by 37-J.Allen, Center-60-G.Warren, RECOVERED by BLT-10-C.Moore at PIT 14. 10-C.Moore for 14 yards, TOUCHDOWN. vs. Pittsburgh, 11/06/16
Justin Tucker: 9-J.Tucker extra point is No Good, Wide Left, Center-46-M.Cox, Holder-4-S.Koch. vs. N.Y. Jets, 12/12/19	MISSED POINT AFTER TOUCHDOWN ATTEMPT	Tristan Vizcaino: 16-T.Vizcaino extra point is No Good, Wide Right, Center-54-M.Overton, Holder-1-T.Long. vs. L.A. Chargers, 10/17/21
Patrick Murray [Lawrence Guy blocked]: 2-P.Murray extra point is Blocked (93-L.Guy), Center-47-C.Hughlett, Holder-4-B.Colquitt. DEFENSIVE TWO-POINT ATTEMPT. 36-T.Young recovered the blocked kick. ATTEMPT SUCCEEDS. @ Cleveland, 09/18/16	POINT AFTER TOUCHDOWN ATTEMPT BLOCKED	Justin Tucker [Vincent Taylor blocked]: 9-J.Tucker extra point is Blocked (96-V.Taylor), Center-46-M.Cox, Holder-4-S.Koch. DEFENSIVE TWO-POINT ATTEMPT. 20-T.Thomas recovered the blocked kick. ATTEMPT FAILS. @ Cleveland, 12/14/20
10 YDs, Matt Stover: kicks onside 10 yards from BLT 30 to BLT 40. RECOVERED by BLT-E.Hartwell. vs. Green Bay, 10/14/01	SUCCESSFUL ONSIDE KICK	Johnathan Cyprien: 10-J.Scobee kicks onside 17 yards from JAX 35 to BLT 48. RECOVERED by JAX-37-J.Cyprien. vs. Jacksonville, 12/14/14
6 FG, Justin Tucker: (29, 24, 32, 49, 53, 61) @ Detroit, 12/16/13	SIX FIELD GOALS	6 FG, Kai Forbath: (52, 51, 43, 43, 34, 32) @ Minnesota, 10/22/17
5 FG, Justin Tucker: (48, 29, 48, 45, 39) vs. San Diego, 11/01/15	FIVE FIELD GOALS	6 FG, Kai Forbath: (52, 51, 43, 43, 34, 32) @ Minnesota, 10/22/17
4 FG, Justin Tucker: (39, 50, 32, 66) @ Detroit, 09/26/21	FOUR FIELD GOALS	4 FG, Chris Boswell: (52, 43, 24, 46) @ Pittsburgh, 12/10/17
3 FG, Justin Tucker: (40, 46, 20) @ Denver, 10/03/21	THREE FIELD GOALS	3 FG, Stephen Gostkowski: (40, 40, 22) vs. Tennessee, 11/22/20
73 yds, Sam Koch @ New Orleans, 11/24/14	70+ YARD PUNT	72 yds, Kevin Huber @ Cincinnati, 01/03/21

BY RAVENS

BY OPPONENT

TEAM/MISCELLANEOUS

523 YDs, Baltimore 523, Indianapolis 513 vs. Indianapolis, 10/11/21	500 TOTAL YARDS OF OFFENSE	513 YDs, Baltimore 523, Indianapolis 513 vs. Indianapolis, 10/11/21
406 YDs, Baltimore 406, Denver 254 @ Denver, 10/03/21	400-499 TOTAL YARDS OF OFFENSE	405 YDs, Baltimore 481, Kansas City 405 vs. Kansas City, 09/19/21

THE LAST TIME IT HAPPENED

ST: (8:16) L.Jackson left end for 5 yards, TOUCHDOWN.ST: (11:20) (Shotgun) L.Jackson pass short right to M.Crabtree for 8 yards, TOUCHDOWN.DEF: (6:11) (No Huddle, Shotgun) D.Carr sacked at OAK 33 for -5 yards (M.Judon). FUMBLES (M.Judon) [M.Judon], RECOVERED by BLT-T.Suggs at OAK 43. T.Suggs for 43 yards, TOUCHDOWN. Suggs' 3rd career touchdown.OFF: (13:01) (Punt formation) J.Townsend punts 52 yards to BLT 30, Center-T.Sieg. C.Jones for 70 yards, TOUCHDOWN. vs. Oakland, 11/25/18

* Never Has Happened *

TOUCHDOWN ON OFFENSE, DEFENSE AND SPECIAL TEAMS

Lamar Jackson/Lamar Jackson: TWO-POINT CONVERSION ATTEMPT. 8-L.Jackson pass to 89-M.Andrews is complete. ATTEMPT SUCCEEDS.TWO-POINT CONVERSION ATTEMPT. 8-L.Jackson pass to 89-M.Andrews is complete. ATTEMPT SUCCEEDS. vs. Indianapolis, 10/11/21

MADE TWO-POINT CONVERSION

Baker Mayfield: TWO-POINT CONVERSION ATTEMPT. 6-B.Mayfield pass to 11-D.Peoples-Jones is complete. ATTEMPT SUCCEEDS. Pass Deflected off 27-K. Hunt @ Cleveland, 12/14/20

Lamar Jackson: TWO-POINT CONVERSION ATTEMPT. 8-L.Jackson rushes left end. ATTEMPT FAILS. vs. Indianapolis, 10/11/21

FAILED TWO-POINT CONVERSION

Carson Wentz: TWO-POINT CONVERSION ATTEMPT. 2-C.Wentz pass to 28-J.Taylor is incomplete. ATTEMPT FAILS. DEFENSIVE TWO-POINT ATTEMPT. 36-C.Clark intercepted the try attempt. ATTEMPT FAILS. vs. Indianapolis, 10/11/21

Baltimore 59, Miami 10 @ Miami, 09/08/19

50 POINTS

* Never Has Happened *

Baltimore 40, Jacksonville 14 vs. Jacksonville, 12/20/20

40 POINTS

Baltimore 47, Cleveland 42 @ Cleveland, 12/14/20

Baltimore 31, Indianapolis 25 vs. Indianapolis, 10/11/21

OVERTIME WIN

Las Vegas 33, Baltimore 27 @ Las Vegas, 09/13/21

Las Vegas 33, Baltimore 27 @ Las Vegas, 09/13/21

OVERTIME LOSS

Baltimore 31, Indianapolis 25 vs. Indianapolis, 10/11/21

Baltimore 10, Philadelphia 10 vs. Philadelphia, 11/16/97

OVERTIME TIE

Baltimore 10, Philadelphia 10 vs. Philadelphia, 11/16/97

0 TO, Baltimore 23, Denver 7 @ Denver, 10/03/21

NO TURNOVERS

0 TO, Baltimore 19, Detroit 17 @ Detroit, 09/26/21

40:31 TOP, Baltimore 38, Cincinnati 3 @ Cincinnati, 01/03/21

OVER 40:00 TIME OF POSSESSION (NON-OT)

40:03 TOP, Baltimore 31, Dallas 29 vs. Dallas, 10/14/12

Baltimore 34, L.A. Chargers 6 vs. L.A. Chargers, 10/17/21

WON GAME BY 20+ POINTS

Jacksonville 44, Baltimore 7 @ Jacksonville, 09/24/17

TEAM RECORD WHEN...

RAVENS 2021 REGULAR SEASON RECORD WHEN...

CATEGORY	2021 SEASON W-L-T	ALL-TIME W-L-T	CATEGORY	2021 SEASON W-L-T	ALL-TIME W-L-T
OVERALL	5-1	230-175-1	IN SEPTEMBER	2-1	54-34
HOME	3-0	141-61-1	IN OCTOBER	3-0	45-52
RAVENS AT M&T BANK STADIUM	3-0	134-53	IN NOVEMBER	0-0	62-42-1
RAVENS ON THE ROAD	2-1	89-114	IN DECEMBER	0-0	63-42
RAVENS OUTDOORS	4-0	221-159-1	IN JANUARY	0-0	6-4
RAVENS INDOORS	1-1	8-16			
			ON SUNDAY NIGHT	1-0	16-13
RAVENS SCORE FIRST	3-1	158-59-1	ON THURSDAY NIGHT	0-0	8-5
OPPONENT SCORES FIRST	2-0	72-116	ON MONDAY NIGHT	1-1	15-13
RAVENS SCORE ON FIRST POSSESSION	1-0	99-48	ON SATURDAY	0-0	4-1
RAVENS SCORE 20 OR MORE POINTS	4-1	184-67			
RAVENS SCORE 19 OR LESS POINTS	1-0	46-108-1	DAY GAMES	3-0	188-143-1
RAVENS ALLOW 20 OR MORE	2-1	57-136	NIGHT GAMES	2-1	42-32
RAVENS ALLOW 19 OR LESS POINTS	3-0	173-39-1			
			VS. AFC NORTH OVERALL	0-0	67-47
RAVENS LEAD AFTER 1ST QUARTER	1-1	137-35-1	VS. AFC NORTH AT HOME	0-0	39-18
RAVENS TRAIL AFTER 1ST QUARTER	2-0	45-97	VS. AFC NORTH ON THE ROAD	0-0	28-29
SCORE TIED AFTER 1ST QUARTER	2-0	48-43			
RAVENS LEAD AT HALFTIME	3-1	179-35-1	VS. AFC	4-1	171-136
RAVENS TRAIL AT HALFTIME	2-0	37-124	VS. AFC EAST	0-0	27-21
SCORE TIED AT HALFTIME	0-0	14-16	VS. AFC SOUTH	1-0	23-18
RAVENS LEAD AFTER 3RD QUARTER	3-1	194-30-1	VS. AFC WEST	3-1	28-22
RAVENS TRAIL AFTER 3RD QUARTER	2-0	30-137			
SCORE TIED AFTER 3RD QUARTER	0-0	6-8	VS. NFC	1-0	59-39-1
GAME GOES TO OVERTIME	1-1	14-15-1	VS. NFC EAST	0-0	17-9-1
			VS. NFC SOUTH	0-0	12-8
RAVENS HAVE + TURNOVER RATIO	1-0	141-24	VS. NFC NORTH	1-0	9-8
RAVENS HAVE - TURNOVER RATIO	2-1	39-114-1	VS. NFC WEST	0-0	18-9
TURNOVER RATIO EVEN	2-0	50-37			
			RAVENS WEARING COLOR RUSH (ALL PURPLE)	0-0	5-0
RAVENS HAVE 30:00+TOP	4-1	166-61-1	RAVENS WEARING BLACK JERSEYS W/ WHITE PANTS	0-0	7-5
RAVENS HAVE LESS THAN 30:00 TOP	1-0	64-114	RAVENS WEARING BLACK JERSEYS W/ BLACK PANTS	0-0	16-5
			RAVENS WEARING BLACK JERSEYS W/ PURPLE PANTS	1-0	2-0
RAVENS HAVE 100-YARD RUSHER	1-0	83-27-1			
RAVENS HAVE 300 NET PASSING YARDS	2-0	23-21			
RAVENS HAVE 300-YARD PASSER	2-0	28-26			
RAVENS HAVE 1 100-YARD RECEIVER	2-0	49-36			
RAVENS HAVE 2 100-YARD RECEIVERS	1-0	3-2			
RAVENS SCORE A KR TD	0-0	5-5			
RAVENS SCORE A PR TD	0-0	12-3			

REPLAY CHALLENGES

RAVENS

Date	Opp.	Initial Ruling	Ruling Challenged	Ruling
9/26	at Det.	J. Goff pass deep left to K. Raymond to BLT 35 for 19 yards (A. Averett) [C. Campbell].	Pass completion	Upheld
10/17	vs. LAC	J. Herbert pass deep left to K. Allen pushed ob at BLT 48 for 21 yards (D. Elliott).	Pass completion	Upheld
TOTALS 0-for-2 (0%)				

OPPONENTS

Date	Opp.	Initial Ruling	Ruling Challenged	Ruling
9/26	at Det.	J. Goff pass short left to K. Raymond to DET 34 for 1 yard (M. Humphrey).	Short of line to gain	Upheld
9/26	at Det.	L. Stenberg reported in as eligible. J. Williams left tackle to BLT 1 for no gain (P. Queen).	Short of the goal line	Reversed – touchdown
10/11	vs. Ind.	L. Jackson pass short left to M. Andrews to BLT 38 for 7 yards (B. Okereke).	Pass completion	Reversed – incomplete
10/17	vs. LAC	L. Jackson pass short middle to M. Brown to BLT 35 for 4 yards (C. Harris).	First down	Upheld
TOTALS 2-for-4 (50.0%)				

REPLAY ASSISTANT

Last two minutes of the half and overtime and any touchdown scoring play or turnover

Date	Opp.	Initial Ruling	Ruling Challenged	Ruling
9/13	at LV	D. Carr pass deep right to B. Edwards for 33 yards, TOUCHDOWN.	Runner broke the plane	Reversed – runner did not break the plane
9/26	at Det.	D. Swift right end to DET 43 for -9 yards. FUMBLES, RECOVERED by BLT-B. Washington at BLT 48. B. Washington to DET 39 for 13 yards.	Backward pass	Reversed – pass incomplete
10/11	vs. Ind.	L. Jackson right end to IND 2 for -1 yards (J. Blackmon). FUMBLE (J. Blackmon), RECOVERED by IND-D. Leonard at IND 3. D. Leonard to IND 25 for 22 yards. Lateral to I. Rodgers for 75 yards, TOUCHDOWN.	Backward pass	Reversed – illegal forward pass
TOTALS 0-for-3 (0%)				

HARBAUGH CAREER CHALLENGE TOTALS

REGULAR SEASON					POSTSEASON				
Year	No.	Reversed	Upheld	Pct.	Year	No.	Reversed	Upheld	Pct.
2008	7	3	4	42.9	2008	3	2	1	66.7
2009	11	6	5	54.6	2009	2	1	1	50.0
2010	9	1	8	11.1	2010	0	0	0	0.0
2011	12	8	4	66.7	2011	1	0	1	0.0
2012	6	3	3	50.0	2012	1	0	1	0.0
2013	12	7	5	58.3	2013	-	-	-	-
2014	8	1	7	12.5	2014	1	1	0	100.0
2015	8	3	5	37.5	2015	-	-	-	-
2016	5	2	3	40.0	2016	-	-	-	-
2017	9	5	4	55.6	2017	-	-	-	-
2018	6	3	3	50.0	2018	1	1	0	100.0
2019	6	0	6	0.0	2019	0	0	0	0.0
2020	6	3	3	50.0	2020	0	0	0	0.0
2021	2	0	2	0.0	2021	-	-	-	-
Total	107	45	61	42.1	Total	7	3	4	42.8



GAME 1: RAVENS 27, RAIDERS 33 (OT)

Baltimore (0-1) • Las Vegas (1-0)

Monday, September 13, 2021 • 8:15 PM EDT • Allegiant Stadium • Las Vegas

Indoors • Attendance: 61,756 • Time: 3:40



Baltimore Ravens	7	7	3	10	0	—	27
Las Vegas Raiders	0	10	0	17	6	—	33

SCORING DRIVES

TEAM	QTR	TIME	SCORING PLAY	BAL	LV
Ravens	1	01:47	T. Williams 35 yd. run (J. Tucker kick) (6-65, 2:59) (2-27, 0:53) (2-27, 0:53)	7	0
Ravens	2	08:52	M. Brown 10 yd. pass from L. Jackson (J. Tucker kick) (6-68, 2:38)	14	0
Raiders	2	04:14	J. Jacobs 2 yd. run (D. Carlson kick) (9-75, 4:38)	14	7
Raiders	2	00:00	D. Carlson 34 yd. Field Goal (9-48, 1:12)	14	10
Ravens	3	08:24	J. Tucker 40 yd. Field Goal (6-16, 2:24)	17	10
Raiders	4	09:18	J. Jacobs 15 yd. run (D. Carlson kick) (5-41, 2:36)	17	17
Ravens	4	06:04	L. Murray 8 yd. run (J. Tucker kick) (6-75, 3:14)	24	17
Raiders	4	03:44	D. Waller 10 yd. pass from D. Carr (D. Carlson kick) (9-75, 2:20)	24	24
Ravens	4	00:37	J. Tucker 47 yd. Field Goal (8-46, 3:07)	27	24
Raiders	4	00:02	D. Carlson 55 yd. Field Goal (5-38, 0:35)	27	27
Raiders	OT	03:38	Z. Jones 31 yd. pass from D. Carr	27	33

LAS VEGAS RAIDERS (HEAD COACH: JON GRUDEN)

OFFENSE		DEFENSE	
WR 11	H. Ruggs III	DE 98	M. Crosby
WR 89	B. Edwards	DT 77	Q. Jefferson
LT 74	K. Miller	DT 90	J. Hankins
LG 76	J. Simpson	DE 91	Y. Ngakoué
C 68	A. James	LB 52	D. Perryman
RG 71	D. Good	LB 42	C. Littleton
RT 70	A. Leatherwood	CB 39	N. Hobbs
TE 83	D. Waller	CB 27	T. Mullen Jr.
QB 4	D. Carr	CB 29	C. Hayward Jr.
RB 28	J. Jacobs	S 25	T. Moehrig
FB 45	A. Ingold	S 24	J. Abram

BALTIMORE RAVENS (HEAD COACH: JOHN HARBAUGH)

OFFENSE		DEFENSE	
WR 14	S. Watkins	DT 92	J. Madubuike
WR 5	M. Brown	NT 98	B. Williams
LT 79	R. Stanley	DE 93	C. Campbell
LG 74	T. Phillips	RUSH 50	J. Houston
C 77	B. Bozeman	MLB 6	P. Queen
RG 70	K. Zeiter	WLB 40	M. Harrison
RT 78	A. Villanueva	SAM 54	T. Bowser
TE 89	M. Andrews	SS 36	C. Clark
QB 8	L. Jackson	FS 32	D. Elliott
RB 34	T. Williams	CB 44	M. Humphrey
WR 13	D. Duvernay	CB 23	A. Averett

OFFICIALS: Referee: Shawn Smith (14), Umpire: Bryan Neale (92), Down Judge: Mark Hittner (28), Line Judge: Michael Dolce (123), Field Judge: Dyrrol Pringle (109), Side Judge: Dave Hawkshaw (107), Back Judge: Dino Paganelli (105), Replay Official: Mike Wimmer, Replay Assistant: Sebrina Brunson

BALTIMORE RAVENS

PASSING	ATT	CP	YDS	SK/YD	TD	LG	INT	RTG
Lamar Jackson	30	19	235	3/18	1	49	0	98.6
TOTAL	30	19	235	3/18	1	49	0	98.6

RUSHING	ATT	YDS	AVG	LG	TD
Lamar Jackson	12	86	7.2	28	0
Ty'Son Williams	9	65	7.2	35t	1
Latavius Murray	10	28	2.8	8t	1
Trenton Cannon	2	5	2.5	3	0
Marquise Brown	1	5	5.0	5	0
TOTAL	34	189	5.6	35T	2

RECEIVING	NO	YDS	AVG	LG	TD
Marquise Brown	6	69	11.5	29	1
Sammy Watkins	4	96	24.0	49	0
Ty'Son Williams	3	29	9.7	21	0
Mark Andrews	3	20	6.7	10	0
Patrick Ricard	2	15	7.5	9	0
Devin Duvernay	1	6	6.0	6	0
TOTAL	19	235	12.4	49	1

TOP DEFENSE	TOT	SOLO	AST	SCK	YDS	INT
Marlon Humphrey	9	6	3	0.0	0.0	0
Patrick Queen	9	6	3	1.0	13.0	0
Anthony Averett	7	6	1	0.0	0.0	1

FIELD GOALS	FGM/FGA	PERCENT	RESULTS
Justin Tucker	2-2	100.0	40G, 47G
TOTAL	2-2	100.0	

GAME HIGHLIGHTS

- WR Marquise Brown** recorded 6 receptions for 69 yards and 1 TD, adding 1 carry for 5 yards. With his 10-yard TD reception, Brown has 7 TD grabs in his last seven contests (since Week 12, 2020), marking the second-most TD receptions in the NFL over that span (Davante Adams – 8).
- QB Lamar Jackson** finished 19-of-30 for 235 passing yards and 1 TD, adding 12 rushes for 86 yards. With 235 passing yards, Jackson (7,320) passed Vinny Testaverde (7,148) for the third-most career passing yards in franchise history.
- In his Ravens' debut, **RB Latavius Murray** posted 10 carries for 28 yards, including an 8-yard TD run late in the fourth quarter. The score was set up by a 49-yard reception by **WR Sammy Watkins**, who finished his Ravens' debut with 4 receptions for a team-high 96 yards.
- LB Patrick Queen** helped guide Baltimore's defense with a team-high (tied, CB Marlon Humphrey) 9 tackles (6 solo) and 1 sack.
- With **CB Anthony Averett's** overtime INT, the first of his career, Baltimore has forced a turnover in 28 of its last 30 games. It marked the NFL's second goal-line INT in the overtime period since 2001 (when data became available).

LAS VEGAS RAIDERS

PASSING	ATT	CP	YDS	SK/YD	TD	LG	INT	RTG
Derek Carr	56	34	435	3/26	2	37	1	89.5
TOTAL	56	34	435	3/26	2	37	1	89.5

RUSHING	ATT	YDS	AVG	LG	TD
Josh Jacobs	10	34	3.4	15t	2
Marcus Mariota	1	31	31.0	31	0
Kenyan Drake	6	11	1.8	6	0
Derek Carr	4	6	1.5	4	0
TOTAL	21	82	3.9	31	2

RECEIVING	NO	YDS	AVG	LG	TD
Darren Waller	10	105	10.5	24	1
Hunter Renfrow	6	70	11.7	27	0
Kenyan Drake	5	59	11.8	21	0
Bryan Edwards	4	81	20.3	32	0
Alec Ingold	4	22	5.5	9	0
Henry Ruggs III	2	46	23.0	37	0
Zay Jones	2	46	23.0	31t	1
Josh Jacobs	1	6	6.0	6	0
TOTAL	34	435	12.8	37	2

TOP DEFENSE	TOT	SOLO	AST	SCK	YDS	INT
Cory Littleton	10	4	6	0.0	0.0	0
Denzel Perryman	10	5	5	0.0	0.0	0
Johnathan Abram	9	5	4	0.0	0.0	0

FIELD GOALS	FGM/FGA	PERCENT	RESULTS
Daniel Carlson	2-2	100.0	34G, 55G
TOTAL	2-2	100.0	

TEAM STATISTICS

	RAVENS	RAIDERS
First Downs	20	26
3rd-Down Eff. (Made/Att/Pct)	3/12/25%	7/15/47%
4th-Down Eff. (Made/Att/Pct)	1/2/50%	0/1/0%
Total Net Yards	406	491
Total Plays	67	80
Yards Per Play	6.1	6.1
Rushes/Net Yards	34/189	21/82
Net Passing	217	409
Pass Attempts/Completions	30/19	56/34
Had Intercepted	0	1
Sacked/Yards Lost	3/18	3/26
Punts/Average	4/44.8	6/52.7
Penalties/Yards	5/71	10/62
Fumbles/Lost	4/2	1/0
Possession Time	32:14	34:08



GAME 2: CHIEFS 35, RAVENS 36

Kansas City (1-1) • Baltimore (1-1)

Sunday, September 19, 2021 • 8:20 PM EDT • M&T Bank Stadium • Baltimore

Clear Temp: 73° F, Humidity: 66%, Wind: ENE 2 mph • Attendance: 70,417 • Time: 3:02



Kansas City Chiefs	14	7	14	0	—	35
Baltimore Ravens	7	10	7	12	—	36

SCORING DRIVES

TEAM	QTR	TIME	SCORING PLAY	KC	BAL
Chiefs	1	14:10	T.Mathieu 34 yd. interception return (H.Butker kick)	7	0
Ravens	1	10:36	D.Duvernay 2 yd. fumble recovery (J.Tucker kick) (6-75, 3:34)	7	7
Chiefs	1	06:05	D.Robinson 33 yd. pass from P.Mahomes (H.Butker kick) (8-92, 4:31)	14	7
Ravens	2	03:21	L.Murray 5 yd. run (J.Tucker kick) (9-72, 5:31)	14	14
Chiefs	2	00:51	Da.Williams 2 yd. run (H.Butker kick) (7-67, 2:30)	21	14
Ravens	2	00:03	J.Tucker 43 yd. Field Goal (7-50, 0:48)	21	17
Chiefs	3	11:53	B.Pringle 40 yd. pass from P.Mahomes (H.Butker kick) (5-74, 3:07)	28	17
Ravens	3	09:30	M.Brown 42 yd. pass from L.Jackson (J.Tucker kick) (4-75, 2:23)	28	24
Chiefs	3	06:50	T.Kelce 46 yd. pass from P.Mahomes (H.Butker kick) (6-75, 2:40)	35	24
Ravens	4	14:13	L.Jackson 2 yd. run (pass failed) (5-56, 2:48)	35	30
Ravens	4	03:14	L.Jackson 1 yd. run (pass failed) (14-68, 8:02)	35	36

KANSAS CITY CHIEFS (HEAD COACH: ANDY REID)

OFFENSE			DEFENSE		
WR	10	T. Hill	RDE	55	F. Clark
WR	17	M. Hardman	RDT	91	D. Nnadi
LT	57	O. Brown	LDT	90	J. Reed
LG	62	J. Thuney	LDE	95	C. Jones
C	52	C. Humphrey	LB	54	N. Bolton
RG	65	T. Smith	LB	53	A. Hitchens
RT	67	L. Niang	LB	56	B. Niemann
TE	87	T. Kelce	LCB	35	C. Ward
WR	11	D. Robinson	RCB	38	L. Sneed
QB	15	P. Mahomes	S	49	D. Sorensen
RB	25	C. Edwards-Helaire	S	32	T. Mathieu

BALTIMORE RAVENS (HEAD COACH: JOHN HARBAUGH)

OFFENSE			DEFENSE		
WR	14	S. Watkins	NT	98	B. Williams
WR	5	M. Brown	DE	93	C. Campbell
LT	78	A. Villanueva	RUSH	50	J. Houston
LG	72	B. Powers	MLB	6	P. Queen
C	77	B. Bozeman	WLB	40	M. Harrison
RG	70	K. Zeitler	SAM	54	T. Bowser
RT	65	P. Mekari	SS	36	C. Clark
QB	8	L. Jackson	FS	32	D. Elliott
FB	42	P. Ricard	CB	44	M. Humphrey
RB	34	T. Williams	CB	23	A. Averett
WR	13	D. Duvernay	DB	25	T. Young

OFFICIALS: Referee: Clete Blakeman (34), **Back Judge:** Perry Paganelli (46), **Field Judge:** Scott Edwards (3), **Umpire:** Tab Slaughter (110), **Down Judge:** Dana McKenzie (8), **Side Judge:** Clay Reynard (18), **Line Judge:** Julian Mapp (10), **Replay Assistant:** Chad Adams

KANSAS CITY CHIEFS

PASSING	ATT	CP	YDS	SK/YD	TD	LG	INT	RTG
Patrick Mahomes	31	24	343	0/0	3	46t	1	131.5
TOTAL	31	24	343	0/0	3	46T	1	131.5

RUSHING	ATT	YDS	AVG	LG	TD
Clyde Edwards-Helaire	13	46	3.5	9	0
Tyreek Hill	1	15	15.0	15	0
Patrick Mahomes	1	3	3.0	3	0
Darrel Williams	3	-2	-0.7	2t	1
TOTAL	18	62	3.4	15	1

RECEIVING	NO	YDS	AVG	LG	TD
Travis Kelce	7	109	15.6	46t	1
Mecole Hardman	5	55	11.0	19	0
Demarcus Robinson	3	46	15.3	33t	1
Tyreek Hill	3	14	4.7	7	0
Byron Pringle	2	63	31.5	40t	1
Blake Bell	1	20	20.0	20	0
Jerick McKinnon	1	14	14.0	14	0
Jody Fortson	1	11	11.0	11	0
Michael Burton	1	11	11.0	11	0
TOTAL	24	343	14.3	46T	3

TOP DEFENSE	TOT	SOLO	AST	SCK	YDS	INT
Anthony Hitchens	12	8	4	0.0	0.0	0
Daniel Sorensen	10	7	3	1.0	9.0	0
Nick Bolton	9	8	1	0.0	0.0	0

FIELD GOALS	FGM/FGA	PERCENT	RESULTS
No Field Goals			

BALTIMORE RAVENS

PASSING	ATT	CP	YDS	SK/YD	TD	LG	INT	RTG
Lamar Jackson	26	18	239	1/9	1	42t	2	78.8
TOTAL	26	18	239	1/9	1	42T	2	78.8

RUSHING	ATT	YDS	AVG	LG	TD
Lamar Jackson	16	107	6.7	21	2
Ty'Son Williams	13	77	5.9	20	0
Latavius Murray	9	36	4.0	8	1
Devonta Freeman	2	29	14.5	31	0
Patrick Ricard	1	2	2.0	2	0
TOTAL	41	251	6.1	31	3

RECEIVING	NO	YDS	AVG	LG	TD
Marquise Brown	6	113	18.8	42t	1
Mark Andrews	5	57	11.4	20	0
Sammy Watkins	4	44	11.0	19	0
Ty'Son Williams	2	16	8.0	9	0
Josh Oliver	1	9	9.0	9	0
TOTAL	18	239	13.3	42T	1

TOP DEFENSE	TOT	SOLO	AST	SCK	YDS	INT
Patrick Queen	8	7	1	0.0	0.0	0
Anthony Averett	4	3	1	0.0	0.0	0
Marlon Humphrey	4	4	0	0.0	0.0	0

FIELD GOALS	FGM/FGA	PERCENT	RESULTS
Justin Tucker	1-1	100.0	43G
TOTAL	1-1	100.0	

GAME HIGHLIGHTS

- Under **John Harbaugh** (since 2008), Baltimore owns a 16-2 record in home primetime games, ranking as the NFL's best winning percentage (.889). The Ravens have won 14 of their last 15 home primetime games, including four straight on Sunday Night Football.
- Baltimore has rushed for 100+ yards in 41 straight games, marking the second-longest streak in pro football history. Also, since **QB Lamar Jackson** became Baltimore's starter, the Ravens have rushed for at least 200 yards in an NFL-high 21 games.
- With his 107 rushing yards on 16 carries (6.7 avg.), **Jackson** eclipsed 3,000 rushing yards in his 48th-career game, becoming the fastest QB in NFL history to reach that mark (Mike Vick – 61 games).
- WR Marquise Brown** posted a game-high 113 receiving yards and 1 TD on 6 catches, marking the third 100-yard game of his career (and his fifth including postseason).
- OLB Odafe Oweh** forced his first-career fumble – also making his first-career fumble recovery on the play – to halt the Chiefs' potential game-winning drive with 1:26 remaining.

TEAM STATISTICS

	CHIEFS	RAVENS
First Downs	22	31
3rd-Down Eff. (Made/Att/Pct)	1/6/17%	6/11/55%
4th-Down Eff. (Made/Att/Pct)	0/0/0%	1/1/100%
Total Net Yards	405	481
Total Plays	49	68
Yards Per Play	8.3	7.1
Rushes/Net Yards	18/62	41/251
Net Passing	343	230
Pass Attempts/Completions	31/24	26/18
Had Intercepted	1	2
Sacked/Yards Lost	0/0	1/9
Punts/Average	3/45.0	2/47.5
Penalties/Yards	5/46	8/55
Fumbles/Lost	2/1	1/0
Possession Time	24:01	35:59



GAME 3: RAVENS 19, LIONS 17

Baltimore (2-1) • Detroit (0-3)

Sunday, September 26, 2021 • 1:00 PM EDT • Ford Field • Detroit
Indoors • Attendance: 50,788 • Time: 3:07



Baltimore Ravens	0	10	6	3	—	19
Detroit Lions	0	0	7	10	—	17

SCORING DRIVES

TEAM	QTR	TIME	SCORING PLAY	BAL	DET
Ravens	2	10:05	J.Tucker 39 yd. Field Goal (6-25, 2:21)	3	0
Ravens	2	03:15	D.Duvernay 19 yd. pass from L.Jackson (J.Tucker kick) (8-65, 3:39)	10	0
Ravens	3	12:16	J.Tucker 50 yd. Field Goal (7-43, 2:44)	13	0
Lions	3	05:21	D.Swift 2 yd. run (R.Santoso kick) (11-75, 6:55)	13	7
Ravens	3	00:41	J.Tucker 32 yd. Field Goal (10-61, 4:40)	16	7
Lions	4	08:16	J.Williams 1 yd. run (R.Santoso kick) (12-75, 7:25)	16	14
Lions	4	01:04	R.Santoso 35 yd. Field Goal (9-62, 4:21)	16	17
Ravens	4	00:00	J.Tucker 66 yd. Field Goal (7-27, 1:04)	19	17

DETROIT LIONS (HEAD COACH: DAN CAMPBELL)

OFFENSE			DEFENSE		
WR	11	K. Raymond	DE	91	M. Brockers
LT	58	P. Sewell	DE	97	N. Williams
LG	73	J. Jackson	NT	54	A. McNeill
C	77	F. Ragnow	ILB	34	A. Anzalone
RG	72	H. Vaitai	ILB	55	D. Barnes
RT	67	M. Nelson	CB	24	A. Oruwariye
TE	80	D. Fells	CB	27	B. Price
TE	88	T. Hockenson	S	25	W. Harris
QB	16	J. Goff	S	21	T. Walker
RB	30	J. Williams	OLB	95	R. Okwara
T	69	W. Holden	OLB	53	C. Harris

BALTIMORE RAVENS (HEAD COACH: JOHN HARBAUGH)

OFFENSE			DEFENSE		
WR	14	S. Watkins	DT	96	B. Washington
LT	78	A. Villanueva	NT	71	J. Ellis
LG	72	B. Powers	DE	93	C. Campbell
C	77	B. Bozeman	RUSH	99	O. Oweh
RG	70	K. Zeitler	MLB	6	P. Queen
RT	65	P. Mekari	WLB	40	M. Harrison
TE	89	M. Andrews	SAM	54	T. Bowser
QB	8	L. Jackson	SS	36	C. Clark
FB	42	P. Ricard	FS	32	D. Elliott
RB	34	T. Williams	CB	44	M. Humphrey
WR	5	M. Brown	CB	23	A. Averett

OFFICIALS: Referee: Scott Novak (1), **Down Judge:** Derick Bowers (74), **Field Judge:** Mike Weatherford (116), **Back Judge:** Terrence Miles (111), **Umpire:** Ramon George (128), **Line Judge:** Walt Coleman IV (65), **Side Judge:** David Meslow (118), **Replay Official:** Matt Sunstine

BALTIMORE RAVENS

PASSING	ATT	CP	YDS	SK/YD	TD	LG	INT	RTG
Lamar Jackson	31	16	287	4/16	1	41	1	81.0
TOTAL	31	16	287	4/16	1	41	1	81.0

RUSHING	ATT	YDS	AVG	LG	TD
Lamar Jackson	7	58	8.3	31	0
Lataavius Murray	7	28	4.0	8	0
Tyson Williams	5	22	4.4	12	0
Devonta Freeman	3	8	2.7	5	0
TOTAL	22	116	5.3	31	0

RECEIVING	NO	YDS	AVG	LG	TD
Mark Andrews	5	109	21.8	41	0
Sammy Watkins	4	68	17.0	36	0
Marquise Brown	3	53	17.7	37	0
Devin Duvernay	2	22	11.0	19t	1
James Proche II	1	29	29.0	29	0
Josh Oliver	1	6	6.0	6	0
TOTAL	16	287	17.9	41	1

TOP DEFENSE	TOT	SOLO	AST	SCK	YDS	INT
Chuck Clark	12	9	3	1.0	12.0	0
Patrick Queen	7	4	3	0.0	0.0	0
Brandon Stephens	5	2	3	0.0	0.0	0

FIELD GOALS	FGM/FGA	PERCENT	RESULTS
Justin Tucker	4-5	80.0	49WR, 39G, 50G, 32G, 66G
TOTAL	4-5	80.0	

DETROIT LIONS

PASSING	ATT	CP	YDS	SK/YD	TD	LG	INT	RTG
Jared Goff	30	22	217	2/25	0	24	0	93.3
D'Andre Swift	1	0	0	0/0	0	0	0	39.6
TOTAL	31	22	217	2/25	0	24	0	90.4

RUSHING	ATT	YDS	AVG	LG	TD
D'Andre Swift	14	47	3.4	14	1
Jamaal Williams	12	42	3.5	14	1
Jared Goff	1	4	4.0	4	0
TOTAL	27	93	3.4	14	2

RECEIVING	NO	YDS	AVG	LG	TD
D'Andre Swift	7	60	8.6	19	0
Kalif Raymond	6	68	11.3	22	0
Darren Fells	2	35	17.5	24	0
Jamaal Williams	2	25	12.5	15	0
T.J. Hockenson	2	10	5.0	5	0
KhaDarel Hodge	1	9	9.0	9	0
Quintez Cephus	1	8	8.0	8	0
Amon-Ra St. Brown	1	2	2.0	2	0
TOTAL	22	217	9.9	24	0

TOP DEFENSE	TOT	SOLO	AST	SCK	YDS	INT
Will Harris	6	6	0	0.0	0.0	0
Alex Anzalone	5	5	0	1.0	3.0	0
Dean Marlowe	5	4	1	0.0	0.0	0

FIELD GOALS	FGM/FGA	PERCENT	RESULTS
Ryan Santoso	1-1	100.0	35G
TOTAL	1-1	100.0	

GAME HIGHLIGHTS

- **K Justin Tucker's** 66-yard game-winning field goal is the longest field goal made in NFL history, surpassing K Matt Prater's previous NFL record of 64 yards in 2013. Tucker's previous career long, a 61-yarder, was also a game-winner in an 18-16 contest at Detroit (12/16/13).
- This marks Tucker's seventh-career game with multiple 50-plus-yard conversions, tying K Brandon McManus and K Matt Prater for the most in NFL history.
- **QB Lamar Jackson** has recorded either a rushing or passing TD in 39 consecutive games played, marking the longest active streak by a QB.
- With a 31-yard rush this afternoon, his longest since Week 14 of 2020, Jackson now has 19 career rushes of 25-plus yards and surpassed QB Mike Vick (18) for the most such rushes by a QB in his first four seasons in NFL history.
- The Ravens have won 11 straight games against NFC opponents, dating back to Week 13 of 2018 at Atlanta. This ranks as the NFL's longest-active streak in games played against the NFC.

TEAM STATISTICS

	RAVENS	LIONS
First Downs	15	22
3rd-Down Eff. (Made/Att/Pct)	1/10/10%	3/10/30%
4th-Down Eff. (Made/Att/Pct)	1/1/100%	0/0/0%
Total Net Yards	387	285
Total Plays	57	60
Yards Per Play	6.8	4.8
Rushes/Net Yards	22/116	27/93
Net Passing	271	192
Pass Attempts/Completions	31/16	31/22
Had Intercepted	1	0
Sacked/Yards Lost	4/16	2/25
Punts/Average	3/45.7	6/45.5
Penalties/Yards	6/69	7/35
Fumbles/Lost	1/0	0/0
Possession Time	27:26	32:34



GAME 4: RAVENS 23, BRONCOS 7

Baltimore (3-1) • Denver (3-1)

Sunday, October 3, 2021 • 4:25 PM EDT • Empower Field at Mile High • Denver

Sunny Temp: 76° F, Humidity: 12%, Wind: East 9 mph • Attendance: 76,490 • Time: 3:01



Baltimore Ravens	0	17	0	6	—	23
Denver Broncos	0	7	0	0	—	7

SCORING DRIVES

TEAM	QTR	TIME	SCORING PLAY	BAL	DEN
Broncos		14:18	N.Fant 3 yd. pass from T.Bridgewater (B.McManus kick) (5-57, 2:07)	0	7
Ravens	2	10:21	L.Murray 11 yd. run (J.Tucker kick) (8-75, 3:57)	7	7
Ravens	2	07:09	M.Brown 49 yd. pass from L.Jackson (J.Tucker kick) (4-60, 1:27)	14	7
Ravens	2	00:00	J.Tucker 40 yd. Field Goal (5-4, 0:31)	17	7
Ravens	4	13:37	J.Tucker 46 yd. Field Goal (13-48, 5:41)	20	7
Ravens	4	01:51	J.Tucker 20 yd. Field Goal (15-78, 6:35)	23	7

DENVER BRONCOS (HEAD COACH: VIC FANGIO)

OFFENSE			DEFENSE		
WR 81	T. Patrick	DE 96	S. Harris		
WR 14	C. Sutton	DE 93	D. Jones		
TE 87	N. Fant	NT 98	M. Purcell		
TE 85	A. Okwuegbunam	SLB 58	V. Miller		
LT 72	G. Bolles	WLB 59	M. Reed		
LG 77	Q. Meinerz	ILB 45	A. Johnson		
C 79	L. Cushmanberry III	ILB 40	J. Strnad		
RG 52	N. Muti	LCB 23	K. Fuller		
RT 70	B. Massie	RCB 2	P. Surtain II		
RB 25	M. Gordon III	SS 22	K. Jackson		
QB 5	T. Bridgewater	FS 31	J. Simmons		

BALTIMORE RAVENS (HEAD COACH: JOHN HARBAUGH)

OFFENSE			DEFENSE		
WR 14	S. Watkins	DT 92	J. Madubuike		
LT 78	A. Villanueva	NT 98	B. Williams		
LG 72	B. Powers	DE 93	C. Campbell		
C 77	B. Bozeman	RUSH 50	J. Houston		
RG 70	K. Zetter	MLB 6	P. Queen		
RT 65	P. Mekari	WLB 40	M. Harrison		
TE 89	M. Andrews	SAM 54	T. Bowser		
QB 8	L. Jackson	SS 36	C. Clark		
FB 42	P. Ricard	FS 21	B. Stephens		
RB 28	L. Murray	CB 44	M. Humphrey		
WR 5	M. Brown	CB 23	A. Averett		

OFFICIALS: Referee: Craig Wrolstad (4), **Replay Official:** Kevin Stine, **Down Judge:** Jim Mello (48), **Side Judge:** Jeff Lamberth (21), **Umpire:** Steve Woods (54), **Field Judge:** Terry Brown (43), **Back Judge:** Grantis Bell (27), **Down Judge:** Tripp Sutter (37)

BALTIMORE RAVENS

PASSING	ATT	CP	YDS	SK/YD	TD	LG	INT	RTG
Lamar Jackson	37	22	316	3/12	1	49t	0	96.2
TOTAL	37	22	316	3/12	1	49T	0	96.2

RUSHING	ATT	YDS	AVG	LG	TD
Lataavius Murray	18	59	3.3	11t	1
Lamar Jackson	7	28	4.0	7	0
Le'Veon Bell	4	11	2.8	4	0
Devonta Freeman	1	4	4.0	4	0
TOTAL	30	102	3.4	11T	1

RECEIVING	NO	YDS	AVG	LG	TD
James Proche II	5	74	14.8	32	0
Mark Andrews	5	67	13.4	24	0
Marquise Brown	4	91	22.8	49t	1
Sammy Watkins	4	49	12.3	20	0
Devin Duvernay	3	31	10.3	17	0
Patrick Ricard	1	4	4.0	4	0
TOTAL	22	316	14.4	49T	1

TOP DEFENSE	TOT	SOLO	AST	SCK	YDS	INT
Chris Board	7	5	2	0.0	0.0	0
Chuck Clark	6	4	2	0.0	0.0	0
Calais Campbell	5	2	3	0.0	0.0	0

FIELD GOALS	FGM/FGA	PERCENT	RESULTS
Justin Tucker	3-3	100.0	40G, 46G, 20G
TOTAL	3-3	100.0	

DENVER BRONCOS

PASSING	ATT	CP	YDS	SK/YD	TD	LG	INT	RTG
Drew Lock	21	12	113	3/15	0	32	1	52.3
Teddy Bridgewater	16	7	65	2/15	1	19	0	76.3
TOTAL	37	19	178	5/30	1	32	1	62.7

RUSHING	ATT	YDS	AVG	LG	TD
Melvin Gordon III	9	56	6.2	14	0
Javonte Williams	7	48	6.9	31	0
Teddy Bridgewater	1	2	2.0	2	0
TOTAL	17	106	6.2	31	0

RECEIVING	NO	YDS	AVG	LG	TD
Noah Fant	6	46	7.7	14	1
Courtland Sutton	3	47	15.7	32	0
Tim Patrick	3	39	13.0	19	0
Javonte Williams	3	11	3.7	9	0
Melvin Gordon III	2	11	5.5	8	0
Kendall Hinton	1	13	13.0	13	0
Albert Okwuegbunam	1	11	11.0	11	0
TOTAL	19	178	9.4	32	1

TOP DEFENSE	TOT	SOLO	AST	SCK	YDS	INT
Kareem Jackson	11	8	3	0.0	0.0	0
Alexander Johnson	8	5	3	0.0	0.0	0
Justin Simmons	8	6	2	0.0	0.0	0

FIELD GOALS	FGM/FGA	PERCENT	RESULTS
	No Field Goals		

GAME HIGHLIGHTS

- The Ravens improved to 3-1 for the ninth time under head coach **John Harbaugh** (since 2008). The nine occasions mark the most 3-1 or better starts by an NFL team through the first four games of a season during that 14-year span (2008-21).
- With 3 FGs, **K Justin Tucker** reached 300 FGM in his 148th-career game, becoming the fastest kicker in NFL history to reach that mark.
- QB Lamar Jackson** threw for 316 yards, marking his second-career 300-yard output and the second-most passing yards in his career (324 yards at Miami; 9/8/19). With 8,162 career passing yards, Jackson surpassed QB Kyle Boller (7,846) for the second-most passing yards in franchise history.
- Jackson is the first QB in NFL history to notch at least 1,000 passing yards (1,077) and 250 rushing yards (279) through a team's first four games of a season.
- CB Anthony Averett** sealed the victory with a fourth-quarter interception in the end zone. It marked his career-high second INT of the season, adding 3 solo tackles.

TEAM STATISTICS

	RAVENS	BRONCOS
First Downs	20	15
3rd-Down Eff. (Made/Att/Pct)	7/17/41%	3/14/21%
4th-Down Eff. (Made/Att/Pct)	0/0/0%	0/0/0%
Total Net Yards	406	254
Total Plays	70	59
Yards Per Play	5.8	4.3
Rushes/Net Yards	30/102	17/106
Net Passing	304	148
Pass Attempts/Completions	37/22	37/19
Had Intercepted	0	1
Sacked/Yards Lost	3/12	5/30
Punts/Average	7/47.9	10/49.1
Penalties/Yards	6/55	4/25
Fumbles/Lost	0/0	0/0
Possession Time	33:07	26:53



GAME 5: COLTS 25, RAVENS 31 (OT)

Indianapolis (1-4) • Baltimore (4-1)

Monday, October 11, 2021 • 8:15 PM EDT • M&T Bank Stadium • Baltimore

Cloudy Temp: 69° F, Humidity: 78%, Wind: S 4 mph • Attendance: 70,510 • Time: 3:15



Indianapolis Colts	7	3	12	3	0	—	25
Baltimore Ravens	0	3	6	16	6	—	31

SCORING DRIVES

TEAM	QTR	TIME	SCORING PLAY	IND	BAL
Colts	1	12:59	J.Taylor 76 yd. pass from C.Wentz (R.Blankenship kick) (3-71, 0:23) (10-68, 4:36) (10-68, 4:36)	7	0
Ravens	2	01:36	J.Tucker 23 yd. Field Goal (9-80, 2:49)	7	3
Colts	2	00:00	R.Blankenship 37 yd. Field Goal (8-56, 1:36)	10	3
Colts	3	13:59	M.Pittman 42 yd. pass from C.Wentz (kick failed, wl) (2-73, 1:01)	16	3
Colts	3	03:06	J.Taylor 4 yd. run (pass failed) (6-81, 3:36)	22	3
Ravens	3	00:56	M.Brown 43 yd. pass from L.Jackson (run failed) (5-75, 2:10)	22	9
Colts	4	12:00	R.Blankenship 43 yd. Field Goal (9-55, 3:56)	25	9
Ravens	4	09:38	M.Andrews 5 yd. pass from L.Jackson (L.Jackson-M.Andrews pass) (6-78, 2:22)	25	17
Ravens	4	00:39	M.Andrews 4 yd. pass from L.Jackson (L.Jackson-M.Andrews pass) (11-75, 3:50)	25	25
Ravens	OT	05:24	M.Brown 5 yd. pass from L.Jackson	25	31

INDIANAPOLIS COLTS (HEAD COACH: FRANK REICH)

OFFENSE			DEFENSE		
LT	79	E. Fisher	DE	94	T. Lewis
LG	62	C. Reed	DT	99	D. Buckner
C	78	R. Kelly	NT	90	G. Stewart
RG	64	M. Glowinski	DE	97	A. Muhammad
RT	69	M. Pryor	WLB	53	D. Leonard
TE	81	M. Alie-Cox	MLB	58	B. Okereke
TE	84	J. Doyle	FS	32	J. Blackmon
WR	11	M. Pittman Jr.	SS	42	A. Sendejo
WR	14	Z. Pascal	CB	27	X. Rhodes
QB	2	C. Wentz	CB	34	I. Rodgers
RB	28	J. Taylor	CE	23	K. Moore II

BALTIMORE RAVENS (HEAD COACH: JOHN HARBAUGH)

OFFENSE			DEFENSE		
WR	14	S. Watkins	DT	92	J. Madubuike
WR	5	M. Brown	NT	98	B. Williams
LT	78	A. Villanueva	DE	93	C. Campbell
LG	72	B. Powers	RUSH	50	J. Houston
C	77	B. Bozeman	MLB	6	P. Queen
RG	70	K. Zeiter	WLB	40	M. Harrison
RT	65	P. Mekari	SAM	54	T. Bowser
TE	89	M. Andrews	SS	36	C. Clark
QB	8	L. Jackson	FS	21	B. Stephens
RB	28	L. Murray	CB	44	M. Humphrey
WR	13	D. Duvernay	CB	23	A. Averett

OFFICIALS: Referee: Land Clark (130), Umpire: Paul King (121), Down Judge: Tom Stephan (68), Line Judge: Brian Bolinger (40), Field Judge: Michael Banks (72), Side Judge: Anthony Flemming (90), Back Judge: Greg Meyer (78), Replay Official: Jimmy Oldham, Replay Assistant: Desiree Abrams

INDIANAPOLIS COLTS

PASSING	ATT	CP	YDS	SK/YD	TD	LG	INT	RTG
Carson Wentz	35	25	402	2/12	2	76t	0	128.5
TOTAL	35	25	402	2/12	2	76T	0	128.5

RUSHING	ATT	YDS	AVG	LG	TD
Jonathan Taylor	15	53	3.5	19	1
Marlon Mack	5	47	9.4	22	0
Nyheim Hines	4	18	4.5	11	0
Carson Wentz	2	5	2.5	4	0
TOTAL	26	123	4.7	22	1

RECEIVING	NO	YDS	AVG	LG	TD
Michael Pittman Jr.	6	89	14.8	42t	1
Parris Campbell	4	56	14.0	23	0
Jonathan Taylor	3	116	38.7	76t	1
Mo Alie-Cox	3	50	16.7	24	0
Zach Pascal	3	48	16.0	31	0
Kylen Granson	2	19	9.5	15	0
Ashton Dulin	2	13	6.5	15	0
Marlon Mack	1	7	7.0	7	0
Jack Doyle	1	4	4.0	4	0
TOTAL	25	402	16.1	76T	2

TOP DEFENSE	TOT	SOLO	AST	SCK	YDS	INT
Darius Leonard	13	6	7	0.0	0.0	0
Bobby Okereke	9	7	2	0.0	0.0	0
Al-Quadin Muhammad	7	5	2	0.5	2.5	0

FIELD GOALS	FGM/FGA	PERCENT	RESULTS
Rodrigo Blankenship	2-4	50.0	37G, 43G, 37B, 47WL
TOTAL	2-4	50.0	

BALTIMORE RAVENS

PASSING	ATT	CP	YDS	SK/YD	TD	LG	INT	RTG
Lamar Jackson	43	37	442	2/5	4	43t	0	140.5
TOTAL	43	37	442	2/5	4	43T	0	140.5

RUSHING	ATT	YDS	AVG	LG	TD
Lamar Jackson	14	62	4.4	13	0
Latavius Murray	6	17	2.8	6	0
Ty'Son Williams	4	6	1.5	5	0
Devonta Freeman	1	1	1.0	1	0
TOTAL	25	86	3.4	13	0

RECEIVING	NO	YDS	AVG	LG	TD
Mark Andrews	11	147	13.4	28	2
Marquise Brown	9	125	13.9	43t	2
Devin Duvernay	4	45	11.3	17	0
Devonta Freeman	3	34	11.3	15	0
Sammy Watkins	2	35	17.5	28	0
James Proche II	2	15	7.5	11	0
Ty'Son Williams	2	15	7.5	8	0
Josh Oliver	2	13	6.5	7	0
Latavius Murray	2	13	6.5	7	0
TOTAL	37	442	11.9	43T	4

TOP DEFENSE	TOT	SOLO	AST	SCK	YDS	INT
Brandon Stephens	10	5	5	0.0	0.0	0
Anthony Averett	7	5	2	0.0	0.0	0
Patrick Queen	6	4	2	0.0	0.0	0

FIELD GOALS	FGM/FGA	PERCENT	RESULTS
Justin Tucker	1-1	100.0	23G
TOTAL	1-1	100.0	

GAME HIGHLIGHTS

- **QB Lamar Jackson** threw for a career-high (and single-game Ravens record) 442 yards, surpassing his previous mark of 324 at Mia. (2019). Jackson passed for 4 TDs and 0 INTs, completing 86% (37-of-43). According to ESPN Stats & Information, Jackson became the first player in NFL history to pass for 400 yards while also completing at least 85% of his passes.
- **TE Mark Andrews** set career highs in receptions (11) and receiving yards (147), also tying a career high with 2 TD catches and setting a personal best with two 2-point catches. Andrews became the first NFL player since 1970 merger to have 2 receiving TDs and two 2-point conversions in a game.
- **OLB Odafu Oweh** tallied 3 tackles, 1 sack and 1 FF to become first Ravens rookie to notch 3 sacks and 2 FFs through his first five career games. Oweh also joins T.J. Watt and Chandler Jones as the NFL's only defenders in 2021 with at least 3 sacks, 2 FFs and 1 FR.
- **DE Calais Campbell's** fourth-quarter blocked FG was the 8th blocked kick of his career, which tied Craig Terrill for the third most since 1970 NFL merger. Only Shaun Rogers (14) & Julius Peppers (12) have produced more blocks.
- Under **John Harbaugh** (since 2008), Baltimore owns a 17-2 record in home primetime games, ranking as the NFL's best winning percentage (.895). At home on Monday Night Football during this span, Baltimore is 3-1.

TEAM STATISTICS

	COLTS	RAVENS
First Downs	29	30
3rd-Down Eff. (Made/Att/Pct)	5/10/50%	3/8/38%
4th-Down Eff. (Made/Att/Pct)	1/1/100%	0/0/0%
Total Net Yards	513	523
Total Plays	63	70
Yards Per Play	8.1	7.5
Rushes/Net Yards	26/123	25/86
Net Passing	390	437
Pass Attempts/Completions	35/25	43/37
Had Intercepted	0	0
Sacked/Yards Lost	2/12	2/5
Punts/Average	2/45.0	4/49.5
Penalties/Yards	5/45	8/74
Fumbles/Lost	1/1	1/1
Possession Time	30:45	33:51



GAME 6: CHARGERS 6, RAVENS 34

L.A. Chargers (4-2) • Baltimore (5-1)

Sunday, October 17, 2021 • 1:00 PM EDT • M&T Bank Stadium • Baltimore
Partly Cloudy Temp: 63° F, Humidity: 47%, Wind: WNW 16 mph • Attendance: 70,704 • Time: 2:54



Los Angeles Chargers	0	6	0	0	—	6
Baltimore Ravens	7	10	10	7	—	34

SCORING DRIVES

TEAM	QTR	TIME	SCORING PLAY	LAC	BAL
Ravens	1	05:12	L.Murray 14 yd. run (J.Tucker kick) (12-90, 6:39)	0	7
Ravens	2	13:24	L.Bell 2 yd. run (J.Tucker kick) (8-74, 4:55)	0	14
Ravens	2	07:03	J.Tucker 52 yd. Field Goal (4-5, 2:06)	0	17
Chargers	2	04:04	J.Cook 1 yd. pass from J.Herbert (kick failed, wr) (2-27, 0:16)	6	17
Ravens	3	07:39	M.Andrews 9 yd. pass from L.Jackson (J.Tucker kick) (12-52, 7:21)	6	24
Ravens	3	05:02	J.Tucker 39 yd. Field Goal (4-3, 0:53)	6	27
Ravens	4	14:53	D.Freeman 9 yd. run (J.Tucker kick) (9-65, 4:45)	6	34

LOS ANGELES CHARGERS

OFFENSE		DEFENSE	
WR	13 K. Allen	EDGE	97 J. Bosa
WR	81 M. Williams	EDGE	42 U. Nwosu
LT	70 R. Slater	DL	99 J. Tillery
LG	71 M. Feller	DL	98 L. Joseph
C	63 C. Linsley	OLB	52 K. Fackrell
RG	72 M. Schofield III	LB	57 A. Ogbongbemiga
RT	74 S. Norton	LB	44 K. White
TE	89 D. Parham Jr.	CB	26 A. Samuel Jr.
QB	10 J. Herbert	CB	43 M. Davis
FB	40 G. Nabers	CB	25 C. Harris Jr.
RB	30 A. Ekeler	S	33 D. James Jr.

BALTIMORE RAVENS (HEAD COACH: JOHN HARBAUGH)

OFFENSE		DEFENSE	
WR	5 M. Brown	DT	92 J. Madubuike
LT	78 A. Villanueva	NT	98 B. Williams
LG	72 B. Powers	DE	93 C. Campbell
C	77 B. Bozeman	RUSH	50 J. Houston
RG	70 K. Zeitler	MLB	56 J. Bynes
RT	65 P. Mekari	WLB	6 P. Queen
TE	85 E. Tomlinson	SAM	54 T. Bowser
QB	8 L. Jackson	SS	36 C. Clark
FB	42 P. Ricard	FS	32 D. Elliott
RB	28 L. Murray	CB	44 M. Humphrey
WR	13 D. Duvernay	CB	23 A. Averett

OFFICIALS: Referee: Bill Vinovich (52), Umpire: Tony Michalek (115), Down Judge: Patrick Holt (106), Line Judge: Mark Perlman (9), Back Judge: Jimmy Russell (82), Field Judge: Joe Blubaugh (57), Field Judge: Gary Cavaletto (60), Replay Official: Mark Butterworth

LOS ANGELES CHARGERS

PASSING	ATT	CP	YDS	SK/YD	TD	LG	INT	RTG
Justin Herbert	39	22	195	2/13	1	26	1	67.8
TOTAL	39	22	195	2/13	1	26	1	67.8

RUSHING	ATT	YDS	AVG	LG	TD
Justin Herbert	2	12	6.0	10	0
Austin Ekeler	6	7	1.2	5	0
Joshua Kelley	4	7	1.8	4	0
TOTAL	12	26	2.2	10	0

RECEIVING	NO	YDS	AVG	LG	TD
Keenan Allen	5	50	10.0	21	0
Austin Ekeler	4	48	12.0	18	0
Jared Cook	4	25	6.3	11	1
Mike Williams	2	27	13.5	26	0
Donald Parham Jr.	2	10	5.0	5	0
Jalen Guyton	1	15	15.0	15	0
Joshua Palmer	1	8	8.0	8	0
Justin Jackson	1	7	7.0	7	0
Gabe Nabers	1	6	6.0	6	0
Stephen Anderson	1	-1	-1.0	-1	0
TOTAL	22	195	8.9	26	1

TOP DEFENSE	TOT	SOLO	AST	SCK	YDS	INT
Amen Ogbongbemiga	8	3	5	0.0	0.0	0
Derwin James Jr.	8	7	1	0.0	0.0	0
Kyzir White	8	3	5	0.0	0.0	2

FIELD GOALS	FGM/FGA	PERCENT	RESULTS
	No Field Goals		

BALTIMORE RAVENS

PASSING	ATT	CP	YDS	SK/YD	TD	LG	INT	RTG
Lamar Jackson	27	19	167	3/27	1	21	2	68.0
TOTAL	27	19	167	3/27	1	21	2	68.0

RUSHING	ATT	YDS	AVG	LG	TD
Devonta Freeman	9	53	5.9	16	1
Lamar Jackson	8	51	6.4	22	0
Latavius Murray	9	44	4.9	14t	1
Le'Veon Bell	8	18	2.3	7	1
Devin Duvernay	1	11	11.0	11	0
Tyler Huntley	3	10	3.3	12	0
TOTAL	38	187	4.9	22	3

RECEIVING	NO	YDS	AVG	LG	TD
Mark Andrews	5	68	13.6	21	1
Marquise Brown	4	35	8.8	20	0
Rashod Bateman	4	29	7.3	11	0
Devin Duvernay	2	15	7.5	8	0
Latavius Murray	2	12	6.0	8	0
Miles Boykin	1	6	6.0	6	0
Josh Oliver	1	2	2.0	2	0
TOTAL	19	167	8.8	21	1

TOP DEFENSE	TOT	SOLO	AST	SCK	YDS	INT
Anthony Averett	6	5	1	0.0	0.0	0
Josh Bynes	6	3	3	0.0	0.0	0
Chuck Clark	5	3	2	0.0	0.0	0

FIELD GOALS	FGM/FGA	PERCENT	RESULTS
Justin Tucker	2-2	100.0	52G, 39G
TOTAL	2-2	100.0	

GAME HIGHLIGHTS

- The Ravens improved to 5-1 for the second-straight season and for the fourth time in franchise history (also 2000 & 2012).
- The Ravens' defense limited Los Angeles to a season-low 208 yards of offense, including just 26 rushing. The 26 rushing yards are the fewest allowed by Baltimore since 11/25/19 at the Rams, and it ties (2006 at TB) for the 10th fewest allowed in a game in Ravens franchise history.
- QB Lamar Jackson** surpassed Hall of Famer Dan Marino by becoming the youngest QB in league history to reach 35 career victories. Jackson, who turns 25 in January, is 35-8 as a starter, producing the NFL's most wins by a QB since he became a starter in Week 11 of 2018.
- Three different RBs (**Le'Veon Bell**, **Devonta Freeman** & **Latavius Murray**) each scored a rushing TD, marking the second such instance in a Ravens' game since 2018 (Javorius Allen, Alex Collins & Kenneth Dixon) and the third in team history (Le'Ron McClain, Willis McGahee & Ray Rice – 2009).

TEAM STATISTICS

	CHARGERS	RAVENS
First Downs	14	27
3rd-Down Eff. (Made/Att/Pct)	3/12/25%	6/11/55%
4th-Down Eff. (Made/Att/Pct)	1/4/25%	0/0/0%
Total Net Yards	208	327
Total Plays	53	68
Yards Per Play	3.9	4.8
Rushes/Net Yards	12/26	38/187
Net Passing	182	140
Pass Attempts/Completions	39/22	27/19
Had Intercepted	1	2
Sacked/Yards Lost	2/13	3/27
Punts/Average	5/52.4	2/43.0
Penalties/Yards	4/35	2/15
Fumbles/Lost	0/0	2/0
Possession Time	21:53	38:07