

# BALTIMORE RAVENS GAME RELEASE

UNDER ARMOUR PERFORMANCE CENTER | 1 WINNING DRIVE | OWINGS MILLS, MD

PH: 410-701-4000 | BALTIMORERAVENS.COM | TWITTER: @RAVENS

WORLD CHAMPIONS: SUPER BOWL XXXV (2000) & SUPER BOWL XLVII (2012)

## QUICK HITS / SEASON OVERVIEW

### TEAM

X With a 10-7 regular season record, the Baltimore Ravens clinched a playoff berth for the fourth time (2018-20, 2022) in the past five seasons. Earning the AFC's No. 6 seed, this marks Baltimore's 10th playoff appearance during **John Harbaugh's** 15 years as head coach.

X Baltimore finished second in the AFC North behind 12-4 Cincinnati, which played one fewer game overall. The Ravens split the season series with the Bengals, who prevailed at home in Week 18 and now welcome Baltimore back to Paycor Stadium for a Wild Card matchup on Sunday, Jan. 15 (8:15 p.m. kickoff, NBC).

X Despite **QB Lamar Jackson** (knee) missing the season's last five games and Baltimore losing both starting wideouts – **WR Rashod Bateman** (foot, Oct. 27) and **WR/RS Devin Duvernay** (foot, Dec. 20) – to season-ending injuries, the Ravens produced at least 10 wins for the ninth time during Coach Harbaugh's tenure (since 2008).

X Under Coach Harbaugh, Baltimore owns the NFL's fourth-most total victories (158) since his 2008 arrival. Included in this total are 11 playoff wins, tying (GB) for the NFL's second most during this span.

X Sunday's contest at Cincinnati marks the Ravens' NFL-high 15th road playoff game since 2008. In the 14 previous away contests, the Ravens are 8-6. Coach Harbaugh's eight playoff road victories are the most by a head coach in NFL history (Tom Landry & Tom Coughlin are second with seven each).

### DEFENSE

X Baltimore boasted a Top 5 defense in multiple categories, including the NFL's No. 3 unit in points allowed per game (18.5). The Ravens were also third against the run (92.1) and in defensive red zone TD% (46.4), while finishing fourth on third down (34.9%). Baltimore allowed the NFL's ninth-most yards per game (324.3), tied with Tampa Bay.

X Acquired in a Week 9 trade (via Chi.), **LB Roquan Smith** tallied 86 tackles, 2 sacks, 1 INT and 3 PD in nine games for the Ravens, earning his first-career Pro Bowl. Pro Bowler **CB Marlon Humphrey** anchored the secondary, posting 71 tackles, 3 INTs, 3 sacks and 2 FRs. **LB Patrick Queen** had a team-high 117 tackles, 5 sacks, 2 INTs and 2 FRs, while **OLB Justin Houston** led the Ravens with 9.5 sacks.

### OFFENSE

X Baltimore produced the NFL's No. 2 rush offense (160.0 ypg) and the league's third-best yards-per-carry average (5.17). The Ravens racked up an NFL-high 12 games with at least 150 rushing yards.

X In 12 starts, **QB Lamar Jackson** threw for 2,242 yards, 17 TDs and 7 INTs, adding a team-high 764 rushing yards. Including Jackson, Baltimore had four players rush for 400+ yards: **RB J.K. Dobbins** (520), **RB Kenyan Drake** (482) & **RB Gus Edwards** (433). Recording a team-high 73 receptions, Pro Bowler **TE Mark Andrews** tallied the NFL's third-most receiving yards (847) among TEs, while scoring 5 TDs.

### SPECIAL TEAMS

• The most accurate kicker in NFL history (90.5%), Pro Bowler **K Justin Tucker** scored a single-season career-high 142 points and made an NFL-high 37 FGs. **WR Devin Duvernay** (IR), selected as the AFC Pro Bowl return specialist, posted a 103-yard KOR-TD in Week 2 vs. Mia.

## 2022 SCHEDULE / RESULTS (10-7)

Date	Opponent	Result	Diff.
Sun. Sept. 11	at New York Jets	W, 24-9	+15
Sun. Sept. 18	MIAMI DOLPHINS	L, 38-42	-4
Sun. Sept. 25	at New England Patriots	W, 37-26	+11
Sun. Oct. 2	BUFFALO BILLS	L, 20-23	-3
Sun. Oct. 9	CINCINNATI BENGALS	W, 19-17	+2
Sun. Oct. 16	at New York Giants	L, 20-24	-4
Sun. Oct. 23	CLEVELAND BROWNS	W, 23-20	+3
Thurs. Oct. 27	at Tampa Bay Buccaneers	W, 27-22	+5
Mon. Nov. 7	at New Orleans Saints	W, 27-13	+14
Sun. Nov. 20	CAROLINA PANTHERS	W, 13-3	+10
Sun. Nov. 27	at Jacksonville Jaguars	L, 27-28	-1
Sun. Dec. 4	DENVER BRONCOS	W, 10-9	+1
Sun. Dec. 11	at Pittsburgh Steelers	W, 16-14	+2
Sat. Dec. 17	at Cleveland Browns	L, 3-13	-10
Sat. Dec. 24	ATLANTA FALCONS	W, 17-9	+8
Sun. Jan. 1	PITTSBURGH STEELERS	L, 13-16	-3
Sun. Jan. 8	at Cincinnati Bengals	L, 16-27	-11

X Overall: 10-7 X vs. AFC: 6-6 X vs. NFC: 4-1 X vs. AFC North: 3-3

## 2022 PRO BOWL RAVENS

- X TE Mark Andrews (3rd)
- X RS Devin Duvernay (2nd)
- X CB Marlon Humphrey (3rd)
- X FB Patrick Ricard (4th)
- X LB Roquan Smith (1st)
- X K Justin Tucker (6th)

## CONSISTENT CONTENDERS

X Under John Harbaugh (since 2008), Baltimore (10) is one of five teams (NE - 12, GB - 11, KC - 10 & Sea. - 10) to earn at least 10 playoff berths over the past 15 seasons.

X The Ravens (4) are one of five teams (KC - 5, Buf. - 4, Phi. - 4 & Sea. - 4) to make the playoffs at least four times over the past five seasons.

X Harbaugh owns the most road playoff wins (8) by a head coach in NFL history.

X Baltimore is 8-2 in all-time Wild Card playoff games, including 6-0 on the road.

### PLAYOFF BERTHS / SINCE 2008 (JOHN HARBAUGH ERA)

Rk.	Team	Berths
1.	New England Patriots	12
2.	Green Bay Packers	11
3.	Baltimore Ravens	10
	Kansas City, Seattle	10

### PLAYOFF WINS / SINCE 2008 (JOHN HARBAUGH ERA)

Rk.	Team	Wins
1.	New England Patriots	16
2.	Baltimore Ravens	11
	Green Bay Packers	11
4.	Seattle Seahawks	10



# RAVENS 2022 HIGHLIGHTS

## TOP TIER DEFENSE

Baltimore boasted a Top 5 defense in multiple categories, including the NFL's No. 3 unit in points allowed per game.

### POINTS PER GAME ALLOWED

1. San Francisco	16.3
2. Buffalo	17.9
<b>3. Baltimore</b>	<b>18.5</b>
4. NY Jets	18.6

### RUSHING YPG ALLOWED

1. Tennessee	76.9
2. San Francisco	77.7
<b>3. Baltimore</b>	<b>92.1</b>
4. Miami	103.0

### DEFENSIVE RED ZONE TD%

1. LA Rams	44.4
2. Buffalo	44.9
<b>3. Baltimore</b>	<b>46.4</b>
4. NY Jets	47.8

### THIRD-DOWN DEFENSE

1. Washington	31.9
2. Denver	34.1
3. Tennessee	34.2
<b>4. Baltimore</b>	<b>34.9</b>

## TOUGH ON TOUCHDOWNS

Baltimore allowed the NFL's second-fewest total TDs (32, tied w/ Buf. & Cin.), while also permitting the fewest TDs that gained 20+ yards (5, tied w/ Cin.).

### TOTAL TDs ALLOWED / 2022

Rk. Team	TDs
1. NY Jets	31
<b>2. Baltimore</b>	<b>32</b>
Buffalo	32
Cincinnati	32

### BIG-PLAY TDs ALLOWED / 2022

Rk. Team	TDs
<b>1. Baltimore</b>	<b>5</b>
Cincinnati	5
3. Dallas	6
Kansas City	6

## SWARM THE QUARTERBACK

- X** During the 2022 regular season, Baltimore registered the NFL's fifth-most sacks (48, tied w/ NO).
- X** Baltimore recorded multiple sacks in 13 consecutive games to close out the 2022 campaign, marking the NFL's longest active streak.
- X** Dating back to 2021, the Ravens have recorded at least 1 sack in 21 straight games, tying (Buf.) for the NFL's longest active streak. The 2022 season marks the third time in franchise history (2019 & 2006) that Baltimore notched a QB takedown in every game.
- X** Seventeen different Ravens recorded at least 1 sack in 2022, tying (Hou.) for the second-most players with at least 1 sack on a single team. The 17 also mark the most players with 1+ sack in Ravens single-season history.

## WELCOME, ROQUAN

- X** The Ravens traded for **ILB Roquan Smith** in Week 9. Dating back to that week (the season's final nine games), Baltimore allowed the NFL's second-fewest points per game (14.7) and the third-fewest yards per contest (288.8).
- X** In nine games as a Raven, Smith tallied 86 total tackles, 2 sacks, 1 INT and 3 PD, earning his first-career Pro Bowl.

## NO. 2 RUSHING ATTACK

The Ravens produced the NFL's No. 2 rushing offense (160.0 ypg) and the league's third-best average per rushing attempt (5.17).

### RUSHING YARDS PER GAME

Rk. Team	YPG
1. Chicago	177.3
<b>2. Baltimore</b>	<b>160.0</b>
3. Atlanta	159.9
4. NY Giants	148.2

### RUSHING YPC AVERAGE

Rk. Team	Avg.
1. Chicago	5.40
2. Buffalo	5.19
<b>3. Baltimore</b>	<b>5.17</b>
4. Atlanta	4.86

## PILE UP THE GROUND YARDS

The Ravens' offense racked up an NFL-high 12 games with at least 150 rushing yards. Baltimore's seven contests with 175+ rushing yards ranked as the league's second most.

### 150+ RUSHING GAMES / 2022

Rk. Team	Games
<b>1. Baltimore</b>	<b>12</b>
2. Chicago	11
3. Atlanta	10
San Francisco	10

### 175+ RUSHING GAMES / 2022

Rk. Team	Games
1. Chicago	8
<b>2. Baltimore</b>	<b>7</b>
3. Atlanta, Cleveland	5
Green Bay, NYG	5

- X** Since **Greg Roman** became offensive coordinator in 2019, the Ravens own an NFL-high 31 games with 175+ rushing yards. (Cleveland and Tennessee are second with 18 such performances.) Baltimore has also posted 200+ rushing yards in an NFL-best 21 games with Roman as O.C., with Tennessee ranking second (12).

## PLAYER NUMBERS TO NOTE

- 2** – NFL defensive backs (**CB Marlon Humphrey** & KC's **CB L'Jarius Sneed**) to record at least 3 sacks and 3 INTs in 2022.
- 37** – An NFL-high FGMs by **K Justin Tucker**, who also produced a single-season career-high 142 points. Tucker was 1 point shy of K Jason Myers' league-leading 143 points with Seattle.
- 99** – Career sacks for **DE Calais Campbell**, who posted 5.5 QB takedowns in 2022. The 5.5 sacks tied **DT Justin Madubuike** for second most on the team, while **OLB Justin Houston** tallied a Ravens-best 9.5 sacks on the season.
- 99.3** – Rushing yards per game by **RB J.K. Dobbins** in the four games he played between Weeks 14-17. (Dobbins sat out the Week 18 contest at Cincy.) Dobbins rushed for 6.96 yards per carry in those games, which followed his return from in-season knee surgery.
- 169** – Total tackles for **LB Roquan Smith** in 2022, ranking as the NFL's third most. Smith became the first NFL defender since at least 2000 to record 75+ tackles with multiple teams (Chi. – 83; Bal. – 86) in a single season.
- 847** – Receiving yards for **TE Mark Andrews**, ranking as the NFL's third most among tight ends. He posted 73 receptions, which tied Jaguars TE Evan Engram for the league's third most among all TEs.



# RAVENS / BENGALS INFORMATION



## BALTIMORE RAVENS AT CINCINNATI BENGALS



**AFC WILD CARD PLAYOFF**  
**SUNDAY, JAN. 15, 2023**

**8:15 P.M. ET — PAYCOR STADIUM (65,535)**

### UPCOMING SCHEDULE

Wed. Jan. 11: 1:40 p.m. . . . . Practice/Media Viewing (approx. 30 min.)  
3:30 p.m. . . . . Coach Harbaugh/Players Podium & Open Locker Room

Thur. Jan. 12: 1:40 p.m. . . . . Practice/Media Viewing (approx. 30 min.)  
3:30 p.m. . . . . Three Coordinators Podium & Open Locker Room

Fri. Jan. 13: 11:30 a.m. . . . . Practice/Media Viewing (approx. 30 min.)  
1:15 p.m. . . . . Coach Harbaugh Podium & Open Locker Room

### CALLING THE ACTION

**Television:** NBC & Peacock Sunday Night Football / WBAL Ch. 11 (Baltimore)  
- Mike Tirico (play-by-play) - Cris Collinsworth (analyst) - Melissa Stark (sideline)

**Local Radio:** WBAL (1090 AM) & 98Rock (97.9 FM) / SiriusXM Ch. 85 or 225  
- Gerry Sandusky (play-by-play) - Torrey Smith (analyst)

**National Radio:** Westwood One Sports  
- Ryan Radtke (play-by-play) - Mike Golic (analyst) - Ryan Harris (sideline)

### 2022 AFC NORTH STANDINGS

Team	W	L	T	Home	Road	Div.	Con.	PF	PA	Strk
Cincinnati	12	4	0	6-1	6-3	3-3	8-3	418	322	W8
<b>Baltimore</b>	<b>10</b>	<b>7</b>	<b>0</b>	<b>5-3</b>	<b>5-4</b>	<b>3-3</b>	<b>6-6</b>	<b>350</b>	<b>315</b>	<b>L2</b>
Pittsburgh	9	8	0	4-4	5-4	3-3	5-7	308	346	W4
Cleveland	7	10	0	4-4	3-6	3-3	4-8	361	381	L1

### RAVENS-BENGALS SERIES HISTORY

- ✗ All-Time Regular Season: Ravens lead, 28-26
- ✗ Regular Season, Under Harbaugh: Series tied, 15-15
- ✗ Regular Season, in Cincinnati: Bengals lead, 17-10
- ✗ Regular Season, in Cincinnati, Under Harbaugh: Bengals lead, 10-5

### RAVENS-BENGALS SERIES HISTORY / SINCE 2015

Date	Winner	Score/Site	Attend.
09/27/15	Bengals	28-24 Bal.	70,970
01/03/16	Bengals	24-16 @ Cin.	57,254
11/27/16	Ravens	19-14 Bal.	70,903
01/01/17	Bengals	27-10 @ Cin.	54,944
09/10/17	Ravens	20-0 @ Cin.	5,254
12/31/17	Bengals	31-27 Bal.	70,507
09/13/18	Bengals	34-23 @ Cin.	50,018
11/18/18	Ravens	24-21 Bal.	70,077
10/13/19	Ravens	23-17 Bal.	70,051
11/10/19	Ravens	49-13 @ Cin.	45,918
10/11/20	Ravens	27-3 Bal.	N/A*
01/03/21	Ravens	38-3 @ Cin.	10,499*
10/24/21	Bengals	41-17 Bal.	70,659
12/26/21	Bengals	41-21 @ Cin.	63,922
10/09/22	Ravens	19-17 Bal.	70,548
01/08/23	Bengals	27-16 @ Cin.	65,849

\*COVID-19

### 2022 FINAL NFL RANKINGS

#### OFFENSE

Category	--Ravens--		--Bengals--	
	Stats	Rank	Stats	Rank
Total Offense	338.8	16	360.5	8
Rush Offense	160.0	2	95.5	29
Pass Offense	178.8	28	265.0	5
Points Per Game	20.6	19	26.1	7
3rd-Down Off. %	41.7	11	46.1	3
4th-Down Off. %	40.0	26	25.0	32
Red Zone Off. (TD%)	45.8	30	64.9	5

#### DEFENSE

Category	--Ravens--		--Bengals--	
	Stats	Rank	Stats	Rank
Total Defense	324.9	9t	335.7	16
Rush Defense	92.1	3	106.6	7
Pass Defense	232.2	26	229.1	23
Points Per Game	18.5	3	20.1	6
3rd-Down Def. %	34.9	4	39.6	20
4th-Down Def. %	62.5	28	39.1	4
Red Zone Def. (TD%)	46.4	3	52.0	9t

#### TEAM

Category	--Ravens--		--Bengals--	
	Stats	Rank	Stats	Rank
Turnover Ratio	+4	9t	+6	6
Penalties	82	6	81	4t
Penalty Yards	678	7	623	2

### 2022 TALE OF THE TAPE

Category	Ravens	Bengals
Record	10-7	12-4
Longest Streak	Won 3	Won 8
Points Scored	350	418
TDs Scored	34	50
Rushing TDs Scored	14	14
Passing TDs Scored	19	35
TDs on Returns	1	1
Points Against	315	322
TDs Allowed	32	32
Rushing TDs Allowed	11	12
Passing TDs Allowed	20	17
TDs on Returns Allowed	1	3
KOR Avg. For	24.4	20.6
KOR Avg. Against	21.2	21.4
PR Avg. For	10.7	10.3
PR Avg. Against	6.8	10.6
Sacks	48	30
Sacks Allowed	38	44
Interceptions	14	13
Interceptions Thrown	13	12
Fumbles Lost/Recovered	8/11	6/11

# RAVENS / BENGALS INFORMATION

## 2022 RAVENS / BENGALS LEADERS

### PASSING YARDS [TDs/INTs]

Lamar Jackson .....	2,242 (17/7)	Joe Burrow .....	4,475 (35/12)
Tyler Huntley .....	658 (2/3)	Tyler Boyd .....	23 (0/0)

### RUSHING YARDS [AVG.]

Lamar Jackson .....	764 (6.8)	Joe Mixon .....	814 (3.9)
J.K. Dobbins .....	520 (5.7)	Samaje Perine .....	394 (4.2)
Kenyan Drake .....	482 (4.4)	Joe Burrow .....	257 (3.4)

### RECEIVING YARDS [CATCHES]

Mark Andrews .....	847 (73)	Ja'Marr Chase .....	1,046 (87)
Demarcus Robinson .....	458 (48)	Tee Higgins .....	1,029 (74)
Devin Duvernay (IR) .....	407 (37)	Tyler Boyd .....	762 (58)

### POINTS

Justin Tucker .....	142	Evan McPherson .....	112
Mark Andrews .....	32	Chase / Mixon .....	54

### INTERCEPTIONS [YARDS]

Marcus Williams .....	4 (33)	Vonn Bell .....	4 (56)
Marlon Humphrey .....	3 (26)	Jessie Bates .....	4 (28)

### SACKS [YARDS]

Justin Houston .....	9.5 (-63)	Trey Hendrickson .....	8.0 (-47.5)
Campbell / Madubuike .....	5.5 (N/A)	Sam Hubbard .....	6.5 (-39.5)

### TACKLES

Patrick Queen .....	117	Logan Wilson .....	123
Chuck Clark .....	101	Germaine Pratt .....	98
Roquan Smith .....	86	Vonn Bell .....	77

### GROSS PUNTING [NET]

Jordan Stout .....	45.9 (40.9)	Drue Chrisman .....	47.8 (42.6)
--------------------	-------------	---------------------	-------------

### FIELD GOALS [PCT.]

Justin Tucker .....	37/43 (86.0)	Evan McPherson .....	24/29 (82.8)
---------------------	--------------	----------------------	--------------

### PUNT RETURN YARDS [AVG.]

Devin Duvernay (IR) .....	190 (11.9)	Trent Taylor .....	340 (10.3)
---------------------------	------------	--------------------	------------

### KICKOFF RETURN YARDS [AVG.]

Devin Duvernay (IR) .....	383 (25.5)	Trayveon Williams .....	356 (22.3)
---------------------------	------------	-------------------------	------------

## RAVENS RADIO BROADCASTS

- The Ravens' 2022 Wild Card Playoff radio team features Gerry Sandusky and former Ravens WR Torrey Smith. Sandusky, WBAL-TV 11's sports director, delivers the play-by-play for the broadcast team, while Smith serves as the color analyst.
- Games can be heard on 98 Rock WIYY (97.9 FM), WBAL 1090 AM, WBAL 101.5 FM, ESPN 630 AM, BaltimoreRavens.com, the Ravens mobile app, SiriusXM Ch. 85/225 and on our regional affiliates. This network broadcasts each Ravens game across five states – including Maryland, Pennsylvania, Delaware, West Virginia and Kentucky – and Washington D.C.
- With a crew consisting of David Andrade (play-by-play), Allen Gutierrez (analyst) and Victor Flores (producer), the Spanish radio broadcast of all Ravens games can be heard on Radio La Mera Mera 1050 AM and WTTZ 93.5 FM. The broadcast will also stream digitally on the Ravens Mobile App, and the Ravens' and Tico Sports' respective websites.



## 2022 RAVENS HONOR ROLL

### TE MARK ANDREWS

- Pro Bowl



### DE CALAIS CAMPBELL

- AFC Defensive Player of the Week (Week 14 at Pit.)

### RS DEVIN DUVERNAY

- Pro Bowl (starter)



### LB JUSTIN HOUSTON

- AFC Defensive Player of the Week (Week 9 at NO)

### CB MARLON HUMPHREY

- Pro Bowl



### QB LAMAR JACKSON

- AFC Offensive Player of the Month (September)

### FB PATRICK RICARD

- Pro Bowl (starter)



### LB ROQUAN SMITH

- Pro Bowl (starter)



### K JUSTIN TUCKER

- Pro Bowl (starter)



## PLAYOFF MILESTONES IN REACH

### TE Mark Andrews

- Andrews (139) needs 61 receiving yards to become the fourth TE in franchise history (Todd Heap - 385, Shannon Sharpe - 309 & Dennis Pitta - 233) to reach 200 postseason receiving yards in a career.

### DE Calais Campbell

- Campbell (14) is tied with DE Frank Clark for the most postseason appearances by an active NFL D-lineman.

### QB Lamar Jackson

- Jackson (367) needs 60 rushing yards to surpass Jamal Lewis (426) for the second most in playoff franchise history (Ray Rice - 750).
- Jackson (two) needs another postseason 100-yard rushing performance to surpass QB Colin Kaepernick (two) for the most in NFL history. If he notches 100 and a score, he'll become the first QB in NFL history to record multiple postseason outings accomplishing that feat.

### CB Marcus Peters

- Peters (3) needs 1 INT to tie S Duron Harmon (4) for the most postseason INTs by an active player.

### K Justin Tucker

- Tucker (69) needs 2 more points to surpass K Matt Stover (70) for the most in playoff franchise history.
- Tucker (14) needs 3 more FGM to surpass K Matt Stover (16) for the most in playoff franchise history.

### WR Sammy Watkins

- Watkins (500) is one of 10 active players (also Travis Kelce, Tyreek Hill, Davante Adams, Julio Jones, T.Y. Hilton, Stefon Diggs, Cooper Kupp, Randall Cobb & Michael Thomas) with 500+ postseason receiving yards.

# RAVENS POSTSEASON HISTORY

## RAVENS POSTSEASON RESULTS

The Ravens are 16-11 in playoff history: 3-4 at home, 11-7 on the road and 2-0 at a neutral site (Super Bowl XXXV in Tampa & Super Bowl XLVII in New Orleans).

Date	Game/Opponent	Winner/Result
12/31/00	Wild Card vs. Denver	Ravens, 21-3
01/07/01	Divisional at Tennessee	Ravens, 24-10
01/14/01	AFC Champ. at Oakland	Ravens, 16-3
01/28/01	Super Bowl XXXV vs. NY Giants	Ravens, 34-7
01/13/02	Wild Card at Miami	Ravens, 20-3
01/20/02	Divisional at Pittsburgh	Steelers, 27-10
01/03/04	Wild Card vs. Tennessee	Titans, 20-17
01/13/07	Divisional vs. Indianapolis	Colts, 15-6
01/04/09	Wild Card at Miami	Ravens, 27-9
01/10/09	Divisional at Tennessee	Ravens, 13-10
01/18/09	AFC Champ. at Pittsburgh	Steelers, 23-14
01/10/10	Wild Card at New England	Ravens, 33-14
01/16/10	Divisional at Indianapolis	Colts, 20-3
01/09/11	Wild Card at Kansas City	Ravens, 30-7
01/15/11	Divisional at Pittsburgh	Steelers, 31-24
01/15/12	Divisional vs. Houston	Ravens, 20-13
01/22/12	AFC Champ. at New England	Patriots, 23-20
01/06/13	Wild Card vs. Indianapolis	Ravens, 24-9
01/12/13	Divisional at Denver	Ravens, 38-35 (2OT)
01/20/13	AFC Champ. at New England	Ravens, 28-13
02/03/13	Super Bowl XLVII at San Francisco	Ravens, 34-31
01/03/15	Wild Card at Pittsburgh	Ravens, 30-17
01/10/15	Divisional at New England	Patriots, 35-31
01/06/19	Wild Card vs. LA Chargers	Chargers, 23-17
01/11/20	Divisional vs. Tennessee	Titans, 28-12
01/10/21	Wild Card at Tennessee	Ravens, 20-13
01/16/21	Divisional at Buffalo	Bills, 17-3

## RAVENS PLAYOFF TRENDS

Category	All Time	2022
vs. AFC	14-11	0-0
vs. NFC (Super Bowl XXXV and XLVII)	2-0	0-0
Home	3-4	0-0
Away	11-7	0-0
Leading at Halftime	11-3	0-0
Trailing at Halftime	1-7	0-0
Tied at Halftime	4-1	0-0
Leading After 3 Quarters	13-1	0-0
Trailing After 3 Quarters	0-8	0-0
Tied After 3 Quarters	3-2	0-0
Decided by 7 Points or Less	5-5	0-0
Decided By 3 Points or Less	3-2	0-0
When Scoring First	7-1	0-0
When Not Scoring First	9-10	0-0
Positive or Even Turnover Ratio	16-2	0-0
Negative Turnover Ratio	0-9	0-0
Winning or Even Penalty Ratio	9-3	0-0
Losing Penalty Ratio	7-8	0-0
With a 100-Yard Rusher	7-2	0-0
With a 100-Yard Receiver	5-2	0-0
Without a 100-Yard Rusher	9-9	0-0
Without a 100-Yard Receiver	11-9	0-0
When Allowing a 100-Yard Rusher	2-1	0-0
When Not Allowing a 100-Yard Rusher	14-10	0-0
When Allowing a 100-Yard Receiver	6-2	0-0
When Not Allowing a 100-Yard Receiver	10-9	0-0
With a 300-Yard Passer	1-2	0-0
Without a 300-Yard Passer	15-9	0-0
Allowing a 300-Yard Passer	3-1	0-0
Not Allowing a 300-Yard Passer	13-10	0-0

## MULTIPLE SUPER BOWLS

### MOST SUPER BOWL CHAMPIONSHIPS / SINCE 2000



Titles	Team	Seasons
6	New England	'01, '03-04, '14, '16, '18
2	Baltimore	2000 & '12
2	NY Giants	2007 & '11
2	Pittsburgh	2005 & '08
2	Tampa Bay	2001 & '20

### 14 PLAYOFF BERTHS IN FRANCHISE HISTORY

The Ravens have earned 14 playoff berths in their history (2022, 2020, 2019, 2018, 2014, 2012, 2011, 2010, 2009, 2008, 2006, 2003, 2001 & 2000). Their 14 berths from 2000-22 are tied (Pit.) for both third in the AFC and sixth overall in the NFL.

### MOST NFL PLAYOFF BERTHS / SINCE 2000

AFC	NFC
18 - New England	16 - Green Bay
15 - Indianapolis	15 - Philadelphia
14 - Pittsburgh	15 - Seattle
14 - Baltimore	10 - New Orleans

### 10 PLAYOFF BERTHS UNDER COACH HARBAUGH

Under John Harbaugh, Baltimore is one of five NFL teams to earn a playoff berth in 10 of the past 15 seasons.

### MOST PLAYOFF BERTHS / 2008-22 / JOHN HARBAUGH ERA

Berths	Team	Seasons
12	New England Patriots	2009-19 & 2021
11	Green Bay Packers	2009-16, 2019-21
10	Baltimore Ravens	2008-12, 2014, 2018-20 & 2022
10	Kansas City Chiefs	2010, 2013 & 2015-22
10	Seattle Seahawks	2010, 2012-16, 2018-20 & 2022

## ROAD WARRIORS

The Ravens are 11-7 on the road in all-time postseason play, posting the best road winning % (.611) since the 1970 merger. (Baltimore is 8-6 on the road during the John Harbaugh Era.)

### NFL POSTSEASON WINNING PCT. / ROAD GAMES / SINCE 1970

Rk.	Team	Record	Pct.
1.	Baltimore Ravens	11-7	.611
2.	New York Giants	8-7	.533
3.	Carolina Panthers	4-4	.500
4.	Los Angeles Chargers	6-7	.462
5.	Los Angeles Rams	10-12	.455

## PLAYOFF WINNING PERCENTAGE

(Since 1970 Merger)

Rk.	Team	Record	Pct.
1.	New England Patriots*****	36-21	.632
2.	New York Giants****	20-12	.625
3.	San Francisco 49ers*****	34-21	.618
4.	Baltimore Ravens**	16-11	.593
5.	Pittsburgh Steelers*****	36-26	.581

\* Number of Super Bowl Titles



# RAVENS POSTSEASON HISTORY

## RAVENS PLAYOFF EXPERIENCE

Player	GP	GS	Furthest Game Played In	Player	GP	GS	Furthest Game Played In	Player	GP	GS	Furthest Game Played In
Calais Campbell	14	9	SB (2008 Ari.)	Lamar Jackson	4	4	AFC Div. (2019-20 Bal.)	Ben Powers	2	2	AFC Div. (2020 Bal.)
Demarcus Robinson	13	7	SB (2019*-20 KC)	Mike Thomas (PS)	4	0	SB (2021 Cin.)	Patrick Queen	2	1	AFC Div. (2020 Bal.)
Marcus Peters	10	10	SB (2018 LAR)	Kevin Zeitler	4	4	AFC WC (2012-15 Cin.)	Ronnie Stanley	2	2	AFC Div. (2019 Bal.)
Jason Pierre-Paul	10	10	SB (2011* NVG, 2020* TB)	Justice Hill	3	0	AFC Div. (2019-20 Bal.)	Brent Urban	2	2	AFC/NFC WC (2018 Bal., 2020 Chi.)
Justin Tucker	10	0	SB (2012* Bal.)	Patrick Mekari	3	3	AFC Div. (2019-20 Bal.)	Kristian Welch	2	0	AFC Div. (2020 Bal.)
Justin Houston	8	7	AFC Champ. (2018 KC)	Patrick Ricard	3	2	AFC Div. (2019-20 Bal.)	Kenyan Drake	1	0	AFC WC (2016 Mia.)
Josh Byrnes (PS)	7	1	SB (2012* Bal.)	Vince Biegel (IR)	2	0	NFC Champ. (2018 NO)	Brett Hundley (PS)	1	0	NFC Champ. (2016 GB)
Sammy Watkins	7	6	SB (2019*-20 KC)	J.K. Dobbins	2	1	AFC Div. (2020 Bal.)	Tyler Huntley	1	0	AFC Div. (2020 Bal.)
Marcus Williams	7	7	NFC Champ. (2018 NO)	Devin Duvernay (IR)	2	0	AFC Div. (2020 Bal.)	Ja'Wuan James (IR)	1	1	AFC WC (2016 Mia.)
Mark Andrews	4	1	AFC Div. (2019-20 Bal.)	Kyle Fuller (IR)	2	2	NFC WC (2018, 2020 Chi.)	BoPete Keyes (PS)	1	0	AFC Div. (2020 KC)
Tyus Bowser	4	0	AFC Div. (2019-20 Bal.)	Malik Harrison	2	1	AFC Div. (2020 Bal.)	John Simpson (PS)	1	1	NFC WC (2021 LV)
Chuck Clark	4	3	AFC Div. (2019-20 Bal.)	Justin Madubuike	2	0	AFC Div. (2020 Bal.)	Christian Ringo (PS)	1	0	NFC Div. (2016 GB)
Gus Edwards	4	2	AFC Div. (2019-20 Bal.)	Morgan Moses	2	2	NFC WC (2015, 2020 Was.)	Roquan Smith	1	1	NFC WC (2018 Chi.)
Marlon Humphrey	4	4	AFC Div. (2019-20 Bal.)	Michael Pierce (IR)	2	1	AFC Div. (2019 Bal.)	Daryl Worley	1	1	NFC WC (2017 Car.)

\* Won Super Bowl

## RAVENS POSTSEASON DEFENSIVE RANKINGS SINCE 2000

Total	Rush	Pass	Points Allowed Per Game	3rd-Down %	4th-Down %	Red Zone %	Takeaways	Sacks
290.6 (1)	92.3 (5)	198.3 (2)	17.0 (1)	35.0 (4)	41.4 (14)	45.8 (5)	65 (2)	64 (4)

### POSTSEASON SCORING DEFENSE

The Ravens have allowed 17.0 points per game in postseason play, ranking as the NFL's best mark since 2000.

#### NFL PLAYOFF SCORING DEFENSE / SINCE 2000 / MIN. 5 GAMES

Rk.	Team	Games	Pts	Pts/Gm
1.	Baltimore Ravens	27	459	17.0
2.	Philadelphia Eagles	27	510	18.9
3.	New York Giants	16	311	19.4
4.	Tampa Bay Buccaneers	13	253	19.5
5.	Las Vegas Raiders	9	191	21.2
	New England Patriots	42	892	21.2

### STRONG POSTSEASON DEFENSE

In 27 playoff games, the Ravens have allowed 198.3 passing yards and 92.3 rushing yards per contest. Baltimore's 290.6 net yards allowed since 2000 (min. 5 games) rank as the NFL's best mark.

#### YARDS ALLOWED PER GAME / SINCE 2000 / MIN. 5 GAMES

Rk.	Team	Total YPG	Pass YPG	Rush YPG
1.	Baltimore Ravens	290.6	198.3	92.3
2.	New York Giants	299.2	200.3	98.9
3.	Carolina Panthers	303.7	210.7	93.0
4.	Tampa Bay Buccaneers	306.5	217.1	89.4
5.	Miami Dolphins	312.0	153.0	159.0

### PLAYOFF PICKS

In 27 all-time playoff games, the Ravens' have forced 44 INTs for 696 return yards and 5 INT-TDs. Baltimore's 44 INTs rank No. 2 in NFL postseason play since 2000, while its 695 INT return yards stand first and 5 INT-TDs tie (GB, NE & LAR) for the most.

#### NFL POSTSEASON INTs LEADERS / SINCE 2000

Rk.	Team	INTs	Yards	TDs	Games
1.	New England Patriots	46	665	5	42
2.	Baltimore Ravens	44	695	5	27
3.	Green Bay Packers	27	477	5	29
4.	Carolina Panthers	24	157	2	15
	Pittsburgh Steelers	24	402	2	27
	Seattle Seahawks	24	502	4	27

### POSTSEASON TURNOVER TABLE

In their playoff history, the Ravens have dominated the turnover battle, posting a +20 mark in 27 games. Under John Harbaugh, the Ravens have forced an NFL-best 44 turnovers in 19 playoff games (since 2008). Baltimore's +12 TO differential under "Harbs" ranks as the NFL's No. 1 mark since 2008.

#### RAVENS PLAYOFF TURNOVER TABLE

Date	Game	+/-	Result
12/31/00	Wild Card vs. Denver	+1	W
01/07/01	Divisional at Tennessee	+1	W
01/14/01	AFC Championship at Oakland	+3	W
01/28/01	Super Bowl XXXV vs. NY Giants	+5	W
01/13/02	Wild Card at Miami	+2	W
01/20/02	Divisional at Pittsburgh	-3	L
01/03/04	Wild Card vs. Tennessee	+1	L
01/13/07	Divisional vs. Indianapolis	-2	L
01/04/09	Wild Card at Miami	+4	W
01/10/09	Divisional at Tennessee	+3	W
01/18/09	AFC Championship at Pittsburgh	-3	L
01/10/10	Wild Card at New England	+2	W
01/16/10	Divisional at Indianapolis	-3	L
01/09/11	Wild Card at Kansas City	+3	W
01/15/11	Divisional at Pittsburgh	-1	L
01/15/12	Divisional vs. Houston	+4	W
01/22/12	AFC Championship at New England	+2	L
01/06/13	Wild Card vs. Indianapolis	E	W
01/12/13	Divisional at Denver	+2	W
01/20/13	AFC Championship at New England	+3	W
02/03/13	Super Bowl XLVII vs. San Francisco	+1	W
01/03/15	Wild Card at Pittsburgh	+2	W
01/10/15	Divisional at New England	-1	L
01/06/19	Wild Card vs. LA Chargers	-2	L
01/11/20	Divisional vs. Tennessee	-3	L
01/10/21	Wild Card at Tennessee	E	W
01/16/21	Divisional at Buffalo	-1	L
<b>Totals</b>		<b>+20</b>	<b>16-11</b>



RAVENS POSTSEASON  
TURNOVER DIFF.  
SINCE 2000  
NO. 1 IN NFL



RAVENS POSTSEASON  
TAKEAWAYS  
SINCE 2008  
NO. 1 IN NFL



RAVENS POSTSEASON  
TURNOVER DIFF.  
SINCE 2008  
NO. 1 IN NFL

# 2022 INDIVIDUAL MILESTONES

## 2022 INDIVIDUAL MILESTONES

### **TE Mark Andrews**

- Andrews (1/1/23 vs. Pit.) recorded his 10th-career 100-yard receiving game, surpassing WR Mark Clayton for the most in Ravens history.
- Andrews (11/20 vs. Car.) eclipsed 4,000 career receiving yards, becoming the third Raven (TE Todd Heap and WR Derrick Mason) to reach that mark, while joining a group of four other TEs since the 1970 AFL-NFL merger (Antonio Gates, Jimmy Graham, Rob Gronkowski & Kellen Winslow Sr.) to tally 4,000 receiving yards and 30 TD receptions within the first five years of a career.
- Andrews (9/18 vs. Mia.) notched his 30th-career TD reception, joining Mike Ditka (32), Antonio Gates (43), Tony Gonzalez (30), Jimmy Graham (51), Rob Gronkowski (54) and Kellen Winslow Sr. (35) as one of seven TEs in NFL history to reach that figure in the first five seasons of a career.

### **WR Rashod Bateman**

- Bateman (9/18 vs. Mia.) produced the Ravens' longest reception (75 yards) of the season.

### **QB Anthony Brown**

- Brown (1/8/23 at Cin.) recorded the most passing yards (286) by a Ravens QB making the first start of a career in franchise history.

### **DE Calais Campbell**

- Campbell (12/11 at Pit.) blocked a 40-yard FGA of K Chris Boswell. Campbell's 9 blocked kicks are the NFL's third most since data became available in 2000.
- Campbell (11/27 at Jax.) recorded his 99th-career sack and his fifth-straight game with at least a half-sack, tying several players for the most consecutive games contributing to a QB takedown in franchise history.

### **RB J.K. Dobbins**

- Dobbins (12/11 at Pit.) became the second-fastest Raven (20 games) to eclipse 1,000 career rushing yards (RB Jamal Lewis – 13 games) and the fastest Raven (20 games) to record 10 rushing TDs in a career.

### **WR Devin Duvernay**

- Duvernay (9/18 vs. Mia.) recorded his second-career KOR-TD (103 yards) and the first opening-game KOR-TD in franchise history. Duvernay joined Jacoby Jones (4) as the only players with multiple KOR-TDs in a Ravens career.

### **RB Gus Edwards**

- Edwards (10/23 vs. Cle.) surpassed RB Priest Holmes (10) for the most rushing TDs by an undrafted player in Ravens history.

### **S Kyle Hamilton**

- Hamilton (1/8/23 at Cin.) joined L'Jarius Sneed and Derwin James as the NFL's only DBs to post at least 5 QBHs and 5 PD in 2022.
- Hamilton (10/23 vs. Cle.) became the first Ravens rookie DB since S Omar Brown (2012) to notch a sack.

### **OLB Justin Houston**

- Houston (11/7 at NO) became the first Ravens defender in franchise history to produce three straight multi-sack games. He also became the third player (OLB Paul Kruger in 2012 & OLB Adalius Thomas in 2006) in Ravens history with multiple sacks and an INT in a single game.

### **CB Marlon Humphrey**

- Humphrey (12/4 vs. Den.) tied several players for the most sacks by a Ravens DB (3) in franchise single-season history. He joined L'Jarius Sneed as one of two DBs in 2022 with at least 3 sacks and 3 INTs.
- Humphrey (11/20 vs. Car.) recorded his first-career game with multiple takeaways (1 INT & 1 FR).

### **QB Lamar Jackson**

- Jackson (11/27 at Jax.) posted his fifth-career game with at least 250 passing yards and 75 rushing yards, tying QB Russell Wilson for the most such performances in NFL history.
- Jackson (11/7 at NO) recorded his 100th-career passing TD, while also surpassing QB Steve Young (4,239) for the fifth-most career rushing yards by a QB in NFL history. He also became the first player in NFL history to record 10,000 passing yards and 4,000 rushing yards in any five-year span of a career.

- Jackson (10/9 vs. Cin.) became the sixth – and fastest – QB in NFL history to reach 4,000 career rushing yards (63 games).

- Jackson (9/25 at NE) produced the second game in NFL history (also QB Randall Cunningham in 1990) with 4 passing TDs, 100 rushing yards and 1 rushing TD. He also became the first player in the Super Bowl era with 10+ passing TDs and 200+ rush yards through Weeks 1-3 of a season.

- Jackson (9/18 vs. Mia.) eclipsed the century mark for the 11th time in his career, surpassing Michael Vick for the most 100-yard regular season rushing games by a QB in NFL history. Jackson became the first player in NFL history to record 300 passing yards and 3 passing TDs, while adding 100 rushing yards and 1 rushing TD in a single game.

- Jackson (9/11 at NYJ) recorded his 38th win in 50 career starts, tying Tom Brady & Danny White for the third-most wins by a QB in the first 50 starts of a career (Patrick Mahomes & Ken Stabler - 40 each) in NFL history.

### **TE Isaiah Likely**

- Likely (1/8/23 at Cin.) produced a career-high 8 catches and 103 receiving yards, with both figures marking franchise single-game highs by a rookie TE.

### **CB Marcus Peters**

- Peters (9/25 at NE) became the first Ravens defender since Ed Reed (12/7/08 vs. Was.) to post an INT, FF and FR in a single game.

### **ILB Patrick Queen**

- Queen (1/8/23 at Cin.) became the fourth player in 2022 with multiple sacks (5), INTs (2) and FRs (2), joining teammate CB Marlon Humphrey, DE Aidan Hutchinson and LB Josey Jewell.

### **ILB Roquan Smith**

- Smith (1/8/23 at Cin.) became the first player since at least 2000 to record 75+ tackles with multiple teams (Chi. – 83; Bal. – 86). He also became the first Raven with at least 16 tackles in a game since LB C.J. Mosley (10/21/18 vs. NO). Smith's 169 tackles in 2022 ranked as the NFL's third most.

### **P Jordan Stout**

- Stout (10/23 vs. Cle.) booted a franchise rookie-record 69-yard punt, pinning the ball inside the 20-yard line.

### **K Justin Tucker**

- Tucker (1/8/23 at Cin.) set a new single-season high in points scored (142 points), surpassing his previous career-best 141-point seasons (2016-19), while also connecting on an NFL-high 37 FG in 2022. He became the second-fastest player (178 games) in NFL history to reach 1,500 points in a career, trailing only Stephen Gostkowski (173 games).

- Tucker (1/1/23 vs. Pit.) achieved his seventh-straight season and ninth overall (2012-13, 2016-22) with at least 130 points scored. His seven straight seasons reaching that mark are an NFL record, while his nine overall seasons with at least 130 points tie (K Stephen Gostkowski) for the most in NFL history.

- Tucker (12/24 vs. Atl.) recorded his eighth season with at least 30 FGM, marking the most in NFL history.

- Tucker (12/17 at Cle.) connected on a 53-yard FG to surpass K Matt Stover's record for the most FGM in Ravens franchise history.

- Tucker (12/11 at Pit.) surpassed K Matt Stover for the most points scored in Ravens franchise history on his 42-yarder for the game's first points.

- Tucker (10/23 vs. Cle.) surpassed Jason Hanson (52) for the third-most 50+ yard FGM in NFL history and Stephen Gostkowski (104) for the most multi-FG performances though the first 11 seasons of an NFL career.

- Tucker (10/9 vs. Cin.) connected on his 19th-career game-winning FG (including playoffs) and his NFL-record seventh with no time remaining.

### **S Marcus Williams**

- Williams (12/11 at Pit.) produced a career-high 5 takeaways (4 INTs & 1 FR) in 2022.

- Williams (9/18 vs. Mia.) became the first Raven in franchise history to produce 3 INTs in the first two games of a season.

# RAVENS WINNING WAYS

## TOP FRANCHISES / SINCE 2000

### TOTAL WINS

1. New England Patriots..... 292
2. Pittsburgh Steelers..... 250
3. Green Bay Packers..... 245
4. Baltimore Ravens..... 235
5. Indianapolis Colts..... 234
6. Philadelphia Eagles..... 231

### SUPER BOWL BERTHS

1. New England Patriots..... 9
2. New York Giants..... 3
- Pittsburgh Steelers..... 3
- Sea. Seahawks, STL/LAR Rams.. 3
5. Baltimore Ravens, Car., Den... 2
- Ind., KC, Phi., SF, TB..... 2

### SUPER BOWL TITLES

1. New England Patriots..... 6
2. Baltimore Ravens..... 2
- New York Giants..... 2
- Pittsburgh Steelers..... 2
- Tampa Bay Buccaneers..... 2
6. Eight Teams..... 1

### CONF. TITLE GAMES

1. New England Patriots..... 13
2. Green Bay Packers..... 6
- Philadelphia Eagles..... 6
- Pittsburgh Steelers..... 6
5. San Francisco 49ers..... 5
6. Baltimore Ravens, Ind., KC... 4

### WINNING SEASONS

1. New England Patriots..... 20
2. Pittsburgh Steelers..... 18
3. Green Bay Packers..... 17
4. Baltimore Ravens..... 16
- Ind., Phi., Sea..... 16

### PLAYOFF BERTHS

1. New England Patriots..... 18
2. Green Bay Packers..... 16
3. Indianapolis Colts..... 15
- Philadelphia, Seattle..... 15
6. Baltimore Ravens..... 14

### PLAYOFF GAMES

1. New England Patriots..... 42
2. Green Bay Packers..... 29
3. Baltimore Ravens..... 27
- Ind., Phi., Pit., Sea..... 27
8. Kansas City, New Orleans... 19

### PLAYOFF WINS

1. New England Patriots..... 30
2. Baltimore Ravens..... 16
3. Pittsburgh Steelers..... 15
4. Green Bay Packers..... 14
- Philadelphia, Seattle..... 14

## TWO-TIME SUPER BOWL CHAMPIONS



In a magnificent effort showcasing thrilling performances by their defense, offense and special teams units, the Baltimore Ravens won Super Bowl XXXV with a 34-7 victory over the New York Giants. Allowing the Giants a meager 152 total net yards, New York's attack crossed midfield just twice, while Baltimore's "D" posted 4 INTs. LB Ray Lewis was named the game's MVP, capping an accolade-filled season in which he was also tabbed the NFL's Defensive Player of the Year.

Baltimore defeated San Francisco, 34-31, in Super Bowl XLVII, capturing the franchise's second World Championship. After an amazing first-half performance, the Ravens took a commanding 28-6 lead. But following a bizarre, 34-minute power outage that halted play, the 49ers stormed back into contention. Clinging to a 34-29 edge late in the game, the Ravens stood firm on a pivotal goal-line stand, jamming SF on four-straight plays inside the 7-yard line. QB Joe Flacco was named the game's MVP.

## PLAYOFF PERFORMERS

### FRANCHISE PLAYOFF WINNING PERCENTAGES [SINCE 1970 MERGER]

Rk.	Team	Record	Pct.
1.	New England Patriots*****	36-21	.632
2.	New York Giants****	20-12	.625
3.	San Francisco 49ers*****	34-21	.618
4.	Baltimore Ravens**	16-11	.593
5.	Pittsburgh Steelers*****	36-26	.581

\* Number of Super Bowl Titles

## JOHN HARBAUGH ERA [SINCE 2008]

### PLAYOFF BERTHS

1. New England Patriots..... 12
2. Green Bay Packers..... 11
3. Baltimore Ravens..... 10
- Kansas City Chiefs..... 10
- Seattle Seahawks..... 10
6. Philadelphia Eagles..... 9
- Pittsburgh Steelers..... 9
8. Cincinnati Bengals..... 8
- Indianapolis, New Orleans... 8

### TOTAL WINS

1. New England Patriots..... 187
2. Green Bay Packers..... 164
3. Pittsburgh Steelers..... 161
4. Baltimore Ravens..... 158
5. New Orleans Saints..... 157
6. Kansas City Chiefs..... 151
7. Seattle Seahawks..... 147
8. Philadelphia Eagles..... 140
9. Dallas Cowboys..... 139

### PLAYOFF WINS

1. New England Patriots..... 16
2. Baltimore Ravens..... 11
- Green Bay Packers..... 11
4. Seattle Seahawks..... 10
5. Kansas City, San Francisco... 9

### PLAYOFF GAMES

1. New England Patriots..... 25
2. Green Bay Packers..... 21
3. Baltimore Ravens..... 19
4. Seattle Seahawks..... 18
5. Kansas City Chiefs..... 17

### AFC TITLE GAMES

1. New England Patriots..... 8
2. Kansas City Chiefs..... 4
3. Baltimore Ravens..... 3
- Pittsburgh Steelers..... 3
5. Denver, Indianapolis..... 2
- NY Jets..... 2

### PLAYOFF ROAD WINS

1. Baltimore Ravens..... 8
2. Green Bay Packers..... 5
- San Francisco 49ers..... 5
4. New York Jets..... 4
5. LA Rams, Philadelphia..... 3
- Seattle, Tampa Bay, Tennessee.. 3

### REG. SEASON WINS

1. New England Patriots..... 171
2. Green Bay Packers..... 153
- Pittsburgh Steelers..... 153
4. New Orleans Saints..... 149
5. Baltimore Ravens..... 147
6. Kansas City Chiefs..... 142
7. Seattle Seahawks..... 137

### REG. SEASON HOME WINS

1. New England Patriots..... 95
2. Green Bay Packers..... 91
3. Baltimore Ravens..... 87
4. Pittsburgh Steelers..... 85
5. Minnesota Vikings..... 81
6. New Orleans Saints..... 80
7. Seattle Seahawks..... 78

## SUPER BOWL SUCCESS

The Ravens are one of five franchises (New England, NY Giants, Pittsburgh & Tampa Bay) to win multiple Super Bowls since 2000.



# HEAD COACH JOHN HARBAUGH



## RECORDS (2008-22)

- Overall Career Record . . . . 158-103
- Regular Season Record . . . . 147-95
- at Home . . . . . 87-34
- on Road . . . . . 60-61
- vs. AFC . . . . . 107-73
- vs. AFC North . . . . . 53-37
- vs. NFC . . . . . 40-22
- Playoff Record . . . . . 11-8
- Home Playoff Games . . . . . 2-2
- Road Playoff Games . . . . . 8-6
- Super Bowl Record . . . . . 1-0
- vs. Bengals . . . . . 15-15



## ALL-TIME RAVENS COACHING RECORDS

John Harbaugh is the third head coach in Baltimore Ravens history. He is the franchise's all-time winningest coach (158 total victories), 11 of which have come in the playoffs.

Coach	Seasons	Reg. Season	Playoffs	Total
John Harbaugh	2008-22	147-95	11-8	158-103
Brian Billick	1997-2007	80-64	5-3	85-67
Ted Marchibroda	1996-98	16-31-1	n/a	16-31-1

## HARBAUGH FAST FACTS

John Harbaugh has led the Ravens to a playoff berth in 10 (2008-12, 2014, 2018-20 & 2022) of his 15 seasons, and in 2012, captured the franchise's second Super Bowl title. In 2019, Coach Harbaugh became the first Ravens coach ever to win Associated Press NFL Coach of the Year Award.

Here are several more Harbaugh quick hits:

✗ Harbaugh owns the most road playoff wins (eight) by a HC in NFL history. Tom Landry (Dal.) and Tom Coughlin (Jax./NYG) are second with seven each.

✗ Under Harbaugh, Baltimore (10) is one of five teams (NE - 12, GB - 11, KC - 10 & Sea. - 10) to earn a playoff berth in at least 10 of the past 15 seasons (includes 2022). Baltimore (4) is also one of five teams (KC - 5, Buf. - 4, Phi. - 4 & Sea. - 4) to make the playoffs in at least four of the past five seasons (2018-22).

✗ In 2019, the Ravens posted a franchise-best 14-2 record. Baltimore won a team-record 12 straight games to close out the regular season, earning its first-ever No. 1 playoff seed.

✗ Coach Harbaugh has led the Ravens to four AFC North Division titles (2011-12, 2018-19).

✗ The Ravens' 11 playoff wins since 2008 tie (GB) for the second most in the NFL (New England - 16).

✗ Under "Harbs," the Ravens have secured an appearance in three AFC Championship games (2008, 2011 & 2012).

✗ "Harbs" is the only head coach in NFL history to win a playoff game in each of his first four and five seasons.

✗ John and his brother, Jim (formerly of the 49ers), are the only head coaches to advance to three conference title games in the first five years as NFL bosses.

✗ Harbaugh is the only coach in NFL history to win a playoff game in six of the first seven seasons of a coaching career.

✗ In 2012, Harbaugh became the third coach (with Bill Cowher & Chuck Knox) since the 1970 merger to guide his team to the playoffs in each of his first five seasons.

✗ With the Ravens' 2014 playoff berth, Harbaugh became one of eight coaches in NFL history to make the postseason in six of their first seven seasons coaching.

## RAVENS UNDER HARBAUGH: SINCE 2008

3

AFC TITLE GAMES  
3RD MOST,  
TIED, PIT.

8

ROAD PLAYOFF WINS  
NFL'S MOST

10

PLAYOFF BERTHS  
3RD MOST,  
TIED, KC & SEA.

11

PLAYOFF WINS  
2ND MOST, TIED, GB

87

WINS AT HOME  
3RD MOST

158

TOTAL VICTORIES  
4TH MOST

# HEAD COACH JOHN HARBAUGH

## ACTIVE HEAD COACH WINNING PERCENTAGE

Baltimore Ravens head coach John Harbaugh owns the seventh-best winning percentage (.605) among active coaches (min. 100 games), compiling a strong 158-103 record (including playoffs).

## 2022 ACTIVE HEAD COACHES / CAREER WINNING PERCENTAGE (TOTALS INCLUDE REGULAR SEASON & PLAYOFF GAMES / MIN. 100 GAMES)

Rank	Coach	Teams	Seasons	Record	Pct.
1.	Bill Belichick	Cle./NE	1991-95, 2000-22	329-165	.666
2.	Andy Reid	Phi./KC	1999-2012, 2013-22	266-154-1	.633
3.	Mike Tomlin	Pit.	2007-22	171-102-2	.626
4.	Sean McVay	LAR	2017-22	67-41	.624
5.	Sean McDermott	Buf.	2017-22	65-39	.625
6.	Mike McCarthy	GB/Dal.	2006-18, 2020-22	165-106-2	.608
7.	John Harbaugh	Bal.	2008-22	158-103	.605

## COACHES WITH AT LEAST 10 PLAYOFF BERTHS — IN FIRST 15 NFL SEASONS —

Coach	Berths
Pete Carroll	11
Tony Dungy	11
Bud Grant	11
Mike Holmgren	11
Marty Schottenheimer	11
<b>John Harbaugh</b>	<b>10</b>
Bill Cowher	10
Chuck Knox	10
Mike McCarthy	10
Chuck Noll	10
Andy Reid	10
Mike Tomlin	10

## COACH HARBAUGH'S CAREER STOPS

Team	Position	Years
Baltimore Ravens	Head Coach	2008-22
Philadelphia Eagles	Secondary	2007
Philadelphia Eagles	Special Teams Coordinator	1998-2006
Indiana University	DBs / Special Teams Coord.	1997
University of Cincinnati	Assistant Head Coach	1995-96
University of Cincinnati	TEs / OLBs / RBs / Special Teams	1989-94
Morehead State	DBs / ST Coord. / S&C Coach	1988
University of Pittsburgh	Tight Ends	1987
Western Michigan	Graduate Assistant	1984-86

## HARBS IN ELITE COMPANY

### MOST PLAYOFF WINS BY A HEAD COACH / FIRST 14 SEASONS

Coach (Teams)	Playoff Wins	Coach (Teams)	Playoff Wins
Joe Gibbs (Was.)	17	John Harbaugh (Bal.)	11
Bill Belichick (Cle./NE)	15	Pete Carroll (NYJ/NE/Sea.)	11
Chuck Noll (Pit.)	14	Mike Holmgren (GB/Sea.)	11
Bill Cowher (Pit.)	12	Bill Parcells (NYG/NE/NYJ/Dal.)	11

## HARBS' RAVENS TENURE

Year	Record	Playoffs (Result)
2022	10-7	Wild Card Playoff Berth
2021	8-9	No Playoff Berth
2020	11-5	1-1 (Advanced to Divisional Round)
2019	14-2	0-1 (No. 1 Seed / Advanced to Divisional Round)
2018	10-6	0-1 (Advanced to Wild Card Round)
2017	9-7	No Playoff Berth
2016	8-8	No Playoff Berth
2015	5-11	No Playoff Berth
2014	10-6	1-1 (Advanced to Divisional Round)
2013	8-8	No Playoff Berth
2012	10-6	4-0 (Won Super Bowl XLVII)
2011	12-4	1-1 (Advanced to AFC Championship)
2010	12-4	1-1 (Advanced to Divisional Round)
2009	9-7	1-1 (Advanced to Divisional Round)
2008	11-5	2-1 (Advanced to AFC Championship)

## DURING HARBAUGH ERA / SINCE 2008

### TOTAL WINS (REG + POST)

Rk.	Team	Total Wins
1.	New England	187
2.	Green Bay	164
3.	Pittsburgh	161
4.	<b>Baltimore</b>	<b>158</b>
5.	New Orleans	157
6.	Kansas City	151

### PLAYOFF BERTHS

Berths	Team (Seasons)
12	NE ('09-19, '21)
11	GB ('09-16, '19-21)
10	Bal. ('08-12, '14, '18-20, '22)
10	KC ('10, '13, '15-22)
10	Sea. ('10, '12-16, '18-20, '22)
9	Phi. ('08-10, '13, '17-19, '21-22)
9	Pit. ('08, '10-11, '14-17, '20-21)

## POSTSEASON SUCCESS: 2022 ACTIVE COACHES

### PLAYOFF WIN PERCENTAGE (MIN. 6 GAMES)

Rk.	Coach	Rec.	Pct.
1.	Bill Belichick	31-13	.705
2.	Sean McVay	7-3	.700
3.	Doug Pederson	4-2	.667
	Kyle Shanahan	4-2	.667
5.	<b>John Harbaugh</b>	<b>11-8</b>	<b>.579</b>

### SUPER BOWL TITLES

1.	Bill Belichick	6
2.	<b>John Harbaugh</b>	<b>1</b>
	Pete Carroll	1
	Mike McCarthy	1
	Sean McVay	1
	Doug Pederson	1
	Andy Reid	1
	Mike Tomlin	1

## HARBS' REGULAR SEASON TRENDS

• September	33-17
• October	29-28
• November	42-18
• December	39-26
• January	4-6
• Leading at halftime	117-27
• Leading after 3 quarters	128-22
• When scoring first	108-36
• Positive or even turnover ratio	116-39
• Scoring 20 or more points	122-45
• Scoring 30 or more points	58-7
• Totaling 350 or more net yards	83-39
• Rushing for 150 or more yards	63-19
• Holding opponent under 250 net yards	49-7
• Holding opponent under 21 points	118-21



# RAVENS DEFENSIVE NOTES



## MIKE MACDONALD

1ST SEASON AS  
RAVENS DEFENSIVE COORDINATOR

“Mike is one of us – a Raven through and through. During his initial seven seasons with us, it was evident that his leadership, intelligence and passion would earn him the opportunity to be a defensive coordinator in the NFL.”

- Head coach John Harbaugh on defensive coordinator Mike Macdonald

### 2022 TOP DEFENSIVE RANKINGS

In his first year as defensive coordinator, Mike Macdonald led a Baltimore unit that boasted a Top 5 defense in multiple categories, including finishing No. 3 in points allowed per game.

#### FINAL NFL DEFENSIVE RANKINGS / 2022

##### POINTS PER GAME ALLOWED

1. San Francisco ..... 16.3
2. Buffalo ..... 17.9
3. **Baltimore** ..... 18.5
4. NY Jets ..... 18.6
5. Dallas ..... 20.1

##### RUSHING YPG ALLOWED

1. Tennessee ..... 76.9
2. San Francisco ..... 77.7
3. **Baltimore** ..... 92.1
4. Miami ..... 103.0
5. Buffalo ..... 104.6

##### DEFENSIVE RED ZONE TD%

1. LA Rams ..... 44.4
2. Buffalo ..... 44.9
3. **Baltimore** ..... 46.4
4. NY Jets ..... 47.8
5. NY Giants ..... 49.2

##### THIRD-DOWN DEFENSE

1. Washington ..... 31.9
2. Denver ..... 34.1
3. Tennessee ..... 34.2
4. **Baltimore** ..... 34.9
5. NY Giants ..... 35.1

### 2021 SUCCESS AT MICHIGAN

**M** • In his lone season (2021) coordinating Michigan's defense, Mike Macdonald helped guide the Wolverines to their first Big Ten title since 2004 and an appearance in the College Football Playoffs semifinals.

• Macdonald's unit produced the nation's eighth-ranked scoring defense (17.4 ppg), also finishing 20th in yards allowed per game (330.9) and 11th in red zone touchdown efficiency (45.7%).

• Macdonald played an instrumental role in the 2021 standout performance DE Aidan Hutchinson, who earned first-team All-American honors and was a Heisman Trophy finalist after posting a career-high and single-season school record 14 sacks.

• Macdonald also guided Ravens' 2022 second-round pick OLB David Ojabo, whose 11 sacks tied for fourth in single-season school history, while his 5 FFs set a single-season UM record.

### DEFENSIVE RANKINGS UNDER HARBAUGH

Mike Macdonald leads a defense that, during the John Harbaugh Era (2008-22), has been superb, ranking either No. 1 or No. 2 in several major defensive categories.

<b>1</b>	<b>2</b>	<b>1</b>
POINTS ALLOWED PER GAME	TOTAL NET YARDS ALLOWED PER GAME	RUSHING YARDS ALLOWED PER GAME
19.2	319.4	96.2
<b>1</b>	<b>2</b>	<b>1</b>
SCRIMMAGE TDs ALLOWED	OPPONENT PASSER RATING	THIRD-DOWN DEFENSE
462	81.9	35.8

### DEFENSIVE FAST FACTS

• Under John Harbaugh, the Ravens have posted a Top 5 scoring defense in eight of his 15 seasons, including the No. 3 unit (18.5 ppg allowed) in 2022.

• Additionally, Baltimore has boasted 11 Top 10 defenses (yards allowed per game) with Harbaugh as head coach, including the No. 9 unit (tied with TB) in 2022.

• The Ravens have also had nine Top 10 red zone defenses during Harbaugh's tenure as head coach, including the No. 3 unit (46.4%) in 2022.

• During Harbaugh's 15 seasons as head coach, Baltimore's defense has ranked in the Top 10 in third-down defense on 10 occasions, including No. 4 in 2022.

### DEFENSIVE CHARTS WITH MACDONALD

From 2018-20, Macdonald led a Ravens' linebackers corps that helped Baltimore produce the NFL's No. 1 overall defense (307.8 ypg) during that span, while also permitting the league's fewest points per game (18.2).

### RAVENS DEFENSIVE RANKINGS FROM 2018-20

#### POINTS ALLOWED PER GAME

1. **Baltimore** ..... 18.2
2. New England ..... 18.8
3. Chicago ..... 19.8
4. Pittsburgh ..... 20.3

#### YARDS ALLOWED PER GAME

1. **Baltimore** ..... 307.8
2. Pittsburgh ..... 312.4
3. San Francisco ..... 314.3
4. Buffalo ..... 315.0

### MOST NFL SHUTOUTS / SINCE RAVENS 1996 INCEPTION

Rk.	Team	SO
1.	New England Patriots	15
2.	<b>Baltimore Ravens</b>	14
3.	San Francisco 49ers	13
4.	Seattle Seahawks	11



# RAVENS OFFENSIVE NOTES



**GREG ROMAN**  
4TH SEASON AS RAVENS  
OFFENSIVE COORDINATOR

*2019 NFL ASSISTANT  
COACH OF THE YEAR*

**MOST CONSECUTIVE GAMES  
W/ 100+ RUSHING YARDS  
(PRO FOOTBALL HISTORY)**

Baltimore Ravens (2018-21)	43
Pittsburgh Steelers (1974-77)	43
Detroit Lions (1935-39)	38

## ROMAN'S OFFENSES RACK UP TEAM RECORDS

In 2019, Baltimore set single-season franchise records in total TDs (64), points (531), net yards (6,521), rushing yards (3,296) and first downs (386). In 2020, the Ravens posted the second-most total TDs (55), points (468) and rushing yards (3,071) in franchise history, while 2021's 6,440 total yards stand second.

TOTAL TDs			POINTS		
Rk.	Year	TDs	Rk.	Year	Points
1.	2019	64	1.	2019	531
2.	2020	55	2.	2020	468
3.	2009	47	3.	2014	409

NET YARDS			RUSHING YARDS		
Rk.	Year	Yards	Rk.	Year	Yards
1.	2019	6,521	1.	2019	3,296
2.	2021	6,440	2.	2020	3,071
3.	2018	5,999	3.	2022 (17 games)	2,720

## DID YOU KNOW?

- During the John Harbaugh Era (since 2008) when rushing for at least 125 yards, the Ravens have produced an 88-28 record. Baltimore is 63-19 when rushing for at least 150 yards and 32-5 when tallying at least 200 yards, under Coach Harbaugh.
- Eight of the Ravens' all-time Top 13 rushing outputs have occurred since 2018, when QB Lamar Jackson became the starter: 404 at Cin. in 2020 (1st), 296 at Cle. in 2018 (4th), 294 vs. Dal. in 2020 (5th), 285 at LAR in 2019 (7th), 269 vs. Cin. in 2019 (9th), 267 vs. Cin. in 2018 (10th), 265 vs. Pit. in 2020 (11th) & 265 at Mia. in 2019 (11th).
- The 2020 Ravens became the first team in NFL history to have three players – QB Lamar Jackson, RB J.K. Dobbins & RB Gus Edwards – each tally at least 700 rushing yards and 6 rushing TDs.
- Since QB Lamar Jackson became Baltimore's starter in Week 11 of 2018, the Ravens have rushed for at least 200 yards in an NFL-high 26 games. (Tennessee is second with 14 such games.)

## 2022 NFL RUSH RANKINGS

RUSHING YPC AVG.		RUSHING YPG AVG.	
1.	Chicago ..... 5.40	1.	Chicago ..... 177.3
2.	Buffalo ..... 5.19	2.	Baltimore ..... 160.0
3.	Baltimore ..... 5.17	3.	Atlanta ..... 159.9
4.	Atlanta ..... 4.86	4.	NY Giants ..... 148.2
5.	NY Giants ..... 4.84	5.	Philadelphia ..... 147.6

RUSHES OF 20+ YARDS		RUSHES OF 10+ YARDS	
1.	Cleveland ..... 21	1.	Baltimore ..... 88
2.	Buffalo ..... 20	2.	Chicago ..... 81
	Chicago ..... 20	3.	Cleveland ..... 77
4.	San Francisco ..... 19	4.	NY Giants ..... 74
5.	Baltimore ..... 18		Philadelphia ..... 74

## OFFENSIVE RANKINGS SINCE 2019 (GREG ROMAN AS RAVENS O.C.)

POINTS PER GAME		RUSHING YARDS PER GAME	
1.	Kansas City ..... 28.8	1.	Baltimore ..... 175.2
2.	Dallas ..... 27.7	2.	Tennessee ..... 143.2
3.	Buffalo ..... 27.0	3.	Cleveland ..... 139.9
4.	Tampa Bay ..... 26.9	4.	Philadelphia ..... 139.2
5.	Baltimore ..... 26.3	5.	San Francisco ..... 132.1

T.O.P. AVERAGE		THREE-6-OUT PCT.	
1.	Baltimore ..... 32:21	1.	Kansas City ..... 24.3
2.	Green Bay ..... 32:00	2.	Baltimore ..... 26.4
3.	San Francisco ..... 31:17	3.	Detroit ..... 27.7

## 2022 RAVENS RUSHING FACTS

In 2022, the Ravens' offense racked up an NFL-high 12 games with at least 150 rushing yards. Baltimore's seven contests with 175+ rushing yards stood as the league's second most.

### 150+ RUSHING GAMES / 2022

Rk.	Team	Games
1.	Baltimore	12
2.	Chicago	11
3.	Atlanta	10
	San Francisco	10
5.	Cleveland, Dallas	8

### 175+ RUSHING GAMES / 2022

Rk.	Team	Games
1.	Chicago	8
2.	Baltimore	7
3.	Atlanta	5
	Cleveland	5
	Green Bay, NY Giants	5

✗ Since Greg Roman became offensive coordinator in 2019, the Ravens own an NFL-high 31 games with 175+ rushing yards. Cleveland and Tennessee are second with 18 such performances.

## MOST RUSHING YARDS IN A 16-GAME NFL SEASON

Rk.	Team (Year)	Yards	Avg.	Att.
1.	Baltimore (2019)	3,296	5.53	596
2.	New England (1978)	3,165	4.72	671
3.	Baltimore (2020)	3,071	5.53	555
4.	Kansas City (1978)	2,986	4.50	663
5.	Chicago (1984)	2,974	4.41	674

# RAVENS SPECIAL TEAMS NOTES



**CHRIS HORTON**  
4TH SEASON AS RAVENS  
SPECIAL TEAMS COORDINATOR

**RAVENS SINCE 2011**

**13** TOTAL RETURN TDs  
NFL'S THIRD MOST

**7** KICKOFF RETURN TDs  
NFL'S SECOND MOST

**6** PUNT RETURN TDs  
NFL'S FOURTH MOST  
(TIED WITH DEN., LAR & PHI.)

## DUVERNAY A DANGEROUS RETURN MAN

Dating back to last season, WR/RS Devin Duvernay (a 2021 & 2022 Pro Bowl return specialist) ranks No. 1 in the NFL in PR average (13.1) and No. 1 in 20+ yard punt returns (8).

### NFL PUNT RETURN AVERAGE / SINCE 2021

Rk.	Player (Team)	PR	Yards	Avg.	Long	TDs
1.	Devin Duvernay (Bal.)	42	550	13.1	46	0
2.	Braxton Berrios (NYJ)	36	441	12.3	28	0
3.	Kalif Raymond (Det.)	41	500	12.2	48	1
4.	Avery Williams (Atl.)	38	445	11.7	56	0
5.	Gunner Olszewski (Pit.)	34	364	10.7	27	0

### PUNT RETURNS OF 20+ YARDS / SINCE 2021

Rk.	Player (Team)	20+ PRs
1.	Devin Duvernay (Bal.)	8
2.	Seven Players	5
9.	Four Players	4

## BALTIMORE BLOCK PARTY

### BLOCKED KICKS / SINCE 2014

Rk.	Team	Blocks
1.	New England	21
	Philadelphia	21
3.	Denver	20
4.	Miami	19
5.	Baltimore	18

### RAVENS' 18 BLOCKS (SINCE 2014): BREAKDOWN

Total Blocks	18	1st Qtr.	4	When Losing	9
FG Blocks	12	2nd Qtr.	2	When Winning	7
PAT Blocks	3	3rd Qtr.	3	When Tied	2
Punt Blocks	3	4th Qtr.	9	Record	14-4

**No. 3** – The Ravens' final 2022 special teams ranking in Football Outsiders' DVOA ratings system.

## A RICH HISTORY OF SPECIAL TEAMS

Following the retirement of longtime ST coordinator Jerry Rosburg in 2019, Chris Horton took over as the special teams coach. Horton, who served as Rosburg's assistant for three seasons (2016-18), leads the standout special teams battery.

### SEVEN PRO BOWL SPECIALISTS

• Seven Ravens specialists have earned 16 combined Pro Bowl honors during the John Harbaugh Era (since 2008): ST Brendon Ayanbadejo (2008), K Billy Cundiff (2010), RS Devin Duvernay (2021-22), RS Jacoby Jones (2012), K Justin Tucker (2013, 2016 & 2019-22), LS Morgan Cox (2015, 2016 & 2019-20) and P Sam Koch (2015).

### PRIME KICKER & PUNTER

• Six-time Pro Bowl K Justin Tucker, who the Ravens signed as a rookie free agent, owns the league's most FGs (363) since entering the NFL in 2012. With a 90.5% career success mark, "Tuck" is the most accurate kicker in league history (363-of-401 on FGAs) and the Ravens' all-time leading scorer (1,502). Earning his first Pro Bowl nod in 2015, now-retired P Sam Koch's 46.7 gross avg. ranked No. 9 in the NFL that season, while his 42.9 net avg. was No. 2. In 2017, Koch led the NFL in both punts inside the 10 (16) and the 20 (a franchise-record 40).

### RAVENS' RETURN MEN SOAR

• Dating back to 2011, six different Ravens have returned punts for touchdowns: WR Michael Campanaro, WR Kaelin Clay, WR Tandon Doss, CB Cyrus Jones, WR Jacoby Jones and DB Lardarius Webb.

### DUVERNAY NETS ANOTHER KOR-TD

• In Week 2 vs. Miami, two-time Pro Bowl RS Devin Duvernay registered a 103-yard KOR-TD to open the game, marking the league's first KOR-TD of the 2022 season and the second (93 yards on 9/28/20 vs. KC) of Duvernay's career. It also marked the first time in franchise history that Baltimore returned the opening-game kickoff for a TD. With the play, Duvernay became the second Raven ever to record multiple regular season KOR-TDs in a career (2), joining WR Jacoby Jones (4).

### NO. 1 KOR AVERAGE UNDER HARBAUGH


Since 2008, when John Harbaugh became the Ravens' head coach, Baltimore owns the NFL's No. 1 KOR average (24.7).

### NFL KICKOFF RETURN AVERAGE (SINCE 2008 / HARBAUGH'S BALTIMORE TENURE)

Rk.	Team	KOR	Yards	Avg.	Long	TDs
1.	Baltimore	585	14,472	24.7	108t	9
2.	Minnesota	638	15,632	24.5	109t	13
3.	NY Jets	702	16,661	23.7	107t	8



# RAVENS PERSONNEL NOTES



**ERIC DeCOSTA**  
27TH SEASON WITH RAVENS  
4TH AS EVP & GENERAL MANAGER

**RAVENS SCOUTING HISTORY / SINCE 1996**

**30** *HOMEGROWN RAVENS PRO BOWLERS*

**26** *DRAFTED RAVENS TO EARN PRO BOWL HONORS*

**4** *UNDRAFTED ROOKIES TO EARN PRO BOWL HONORS*

## HOMEGROWN PRO BOWLERS

The Ravens have had 52 different players earn Pro Bowl honors since the team's 1996 inception. Of those, 30 are homegrown – 26 drafted and 4 signed as a rookie free agent.

### RAVENS HOMEGROWN PRO BOWLERS / SINCE 1996 INCEPTION

Year	Name	Pro Bowls
<b>Drafted (Rd.)</b>		
1996 (1st)	LB Ray Lewis	13
1996 (1st)	T Jonathan Ogden	11
2002 (1st)	S Ed Reed	9
2007 (3rd)	G Marshal Yanda	8
2003 (1st)	OLB Terrell Suggs	7
<b>2012 (RFA)</b>	<b>K Justin Tucker #</b>	<b>6</b>
2006 (1st)	DT Haloti Ngata	5
1997 (1st)	OLB Peter Boulware	4
2010 (RFA)	LS Morgan Cox #	4
2014 (1st)	LB C.J. Mosley	4
1999 (1st)	CB Chris McAlister	3
<b>2017 (RFA)</b>	<b>FB Patrick Ricard #</b>	<b>4</b>
<b>2018 (3rd)</b>	<b>TE Mark Andrews</b>	<b>3</b>
<b>2017 (1st)</b>	<b>CB Marlon Humphrey</b>	<b>3</b>
2008 (2nd)	Ray Rice	3
2018 (3rd)	T Orlando Brown Jr.	2
<b>2020 (3rd)</b>	<b>WR/RS Devin Duvernay</b>	<b>2</b>
2001 (1st)	TE Todd Heap	2
2018 (1st)	QB Lamar Jackson	2
2016 (5th)	OLB Matthew Judon	2
1996 (5th)	WR/RS Jermaine Lewis	2
2007 (4th)	FB Le'Ron McClain	2
2000 (6th)	OLB Adalius Thomas	2
2007 (1st)	G Ben Grubbs	1
2013 (4th)	FB Kyle Juszczyk	1
2006 (6th)	P Sam Koch	1
2000 (1st)	RB Jamal Lewis	1
2002 (RFA)	LB Bart Scott #	1
2016 (1st)	T Ronnie Stanley	1
2013 (3rd)	DT Brandon Williams	1

# Undrafted Rookie Free Agent

**Bold Indicates 2022 Pro Bowler**

## FIRST-ROUND FINDS

The Ravens have tabbed 30 players in the first round. These picks have earned 67 combined Pro Bowls, multiple POTY Awards, an NFL MVP honor, two Super Bowl MVPs and three HOF selections.

### RAVENS ALL-TIME FIRST-ROUND DRAFT PICKS

Year	Name	Pick	Pro Bowls
1996	T Jonathan Ogden * –	4	11
1996	LB Ray Lewis + + ~ –	26	13
1997	LB Peter Boulware *	4	4
1998	CB Duane Starks	10	
1999	CB Chris McAlister	10	3
2000	RB Jamal Lewis * =	5	1
2000	WR Travis Taylor	10	
2001	TE Todd Heap	31	2
2002	S Ed Reed * + –	24	9
2003	OLB Terrell Suggs * +	10	7
2003	QB Kyle Boller	19	
2005	WR Mark Clayton *	22	
2006	DT Haloti Ngata *	12	5
2007	G Ben Grubbs *	29	2
2008	QB Joe Flacco ^ ~	18	
2009	T Michael Oher *	23	
2011	CB Jimmy Smith	27	
2013	S Matt Elam	32	
2014	LB C.J. Mosley *	17	4
2015	WR Breshad Perriman	26	
2016	T Ronnie Stanley	6	1
2017	CB Marlon Humphrey	16	3
2018	TE Hayden Hurst	25	
2018	QB Lamar Jackson %	32	2
2019	WR Marquise Brown	25	
2020	ILB Patrick Queen *	28	
2021	WR Rashod Bateman	27	
2021	OLB Odafe Oweh*	31	
2022	S Kyle Hamilton	14	
2022	C Tyler Linderbaum	25	

% NFL MVP    ~ Super Bowl MVP    + Defensive Player of the Year  
= Offensive Player of the Year    – Pro Football Hall of Fame  
\* All-Rookie Team    ^ NFL Rookie of the Year (Fan Vote)

Baltimore has drafted three players (Ogden, Lewis & Reed) who were selected to the Pro Football Hall of Fame. For Ogden & Lewis, it was the first time ever two players were drafted in the same round (1st in 1996) by a team and reached the HOF in their initial year of eligibility.

*Eric DeCosta has been with the franchise since Day One, first beginning as an intern during the inaugural 1996 season and then ascending to the personnel department's chief decision-maker in 2019. Prior to being named EVP/GM – succeeding the legendary Ozzie Newsome – DeCosta, 50, received GM interview offers annually from multiple teams in recent years. However, he never seriously considered leaving Baltimore, which has always aligned perfectly with what he envisioned to be his dream job.*



# RAVENS PERSONNEL NOTES



## OZZIE NEWSOME

27TH SEASON WITH RAVENS  
32ND SEASON IN FRONT OFFICE ROLE

**"He and I have always been very different in a lot of ways, but so aligned. It's a special relationship in my life. I've learned a lot of football, but honestly, just a lot more about being a good person. So, I am extremely happy that Ozzie is going to play such a significant role moving forward for this organization."**

- Ravens EVP & GM Eric DeCosta on Ozzie Newsome

### "20/20 CLUB"

The Ravens' "20/20 Club" includes members of the personnel staff who started with Baltimore as young assistants and grew into evaluators with more input. The term "20/20" refers to hiring 20-year-olds for \$20,000. But according to Ozzie Newsome: "The guys actually started when they were a little older than 20 and for more than \$20,000, but that's what we call them."

#### RAVENS "2020 CLUB" GRADUATES / CURRENT SCOUTS

Name	Joined Ravens	Current Title
George Kokinis	1991 (w/ Browns)	Dir. of Player Personnel
Eric DeCosta	1996	EVP & General Manager
Joe Hortiz	1998	Dir. of Player Personnel
Mark Azevedo	2005	Asst. Dir. of Player Personnel
David Blackburn	2007	Director of College Scouting
Andrew Raphael	2013	National Scout
Brandon Berning	2015	Midwest/SW Area Scout
Joey Cleary	2015	Southeast Area Scout
Corey Frazier	2017	West Coast Area Scout
"Q" Attenoukon	2017	Area Scout
Patrick McDonough	2018	Northeast Area Scout
Chas Stallard	2018	Southwest Area Scout

### ALL-PRO DRAFT PICKS

Over the past 26 seasons, led by Ozzie Newsome and Eric DeCosta, Baltimore has drafted a league-high (tied) 17 players who have earned AP first-team All-Pro honors. When including undrafted rookies LS Morgan Cox and K Justin Tucker, the Ravens have produced 19 "homegrown" AP first-team All-Pro selections since their 1996 inception.

#### MOST DRAFT CHOICES TO EARN AP FIRST-TEAM ALL-PRO [SINCE 1996 / RAVENS INCEPTION]

1. Baltimore ...17	Mark Andrews (1)	Ray Lewis (7)	Ed Reed (5)
New England . . 17	Devin Duvernay (1)	Chris McAlister (1)	Ronnie Stanley (1)
Pittsburgh . . . . 17	Marlon Humphrey (1)	Le'Ron McClain (1)	Terrell Suggs (1)
4. Dallas . . . . . 16	Lamar Jackson (1)	Haloti Ngata (2)	Adalius Thomas (1)
San Francisco . . 16	Jamal Lewis (1)	Jonathan Ogden (4)	Marshal Yanda (2)
	Jermaine Lewis (1)	Kelechi Osemele (1)	

### SUCCESS ACROSS THE DRAFT BOARD

#### 1ST ROUND

Jonathan Ogden ('96), Ray Lewis ('96), Peter Boulware ('97), Chris McAlister ('99), Jamal Lewis ('00), Todd Heap ('01), Ed Reed ('02), Terrell Suggs ('03), Haloti Ngata ('06), Ben Grubbs ('07), Joe Flacco ('08), Michael Oher ('09), Jimmy Smith ('11), C.J. Mosley ('14), Ronnie Stanley ('16), Marlon Humphrey ('17), Lamar Jackson ('18), Marquise Brown ('19), Patrick Queen ('20)

#### 2ND ROUND

Jamie Sharper ('97), Anthony Weaver ('02), Ray Rice ('08), Paul Kruger ('09), Torrey Smith ('11), Courtney Upshaw ('12), Kelechi Osemele ('12), Tyus Bowser ('17), J.K. Dobbins ('20)

#### 3RD ROUND

Casey Rabach ('01), Marshal Yanda ('07), Lardarius Webb ('09), Brandon Williams ('13), Orlando Brown Jr. ('18), Mark Andrews ('18), Devin Duvernay ('20), Justin Madubuike ('20)

#### 4TH ROUND

Edwin Mulitalo ('99), Edgerton Hartwell ('01), Jarret Johnson ('03), Le'Ron McClain ('07), Dennis Pitta ('10), Kyle Juszczyk ('13), Za'Darius Smith ('15), Tavon Young ('16), Anthony Averett ('18)

#### 5TH ROUND

Jermaine Lewis ('96), Dawan Landry ('06), Arthur Jones ('10), Pernelle McPhee ('11), Rick Wagner ('13), Nick Boyle ('15), Matthew Judon ('16)

#### 6TH ROUND

Adalius Thomas ('00), Chester Taylor ('02), Sam Koch ('06), Tyrod Taylor ('11), Ryan Jensen ('13), Darren Waller ('15), Chuck Clark ('17), Bradley Bozeman ('18), DeShon Elliott ('18)

#### 7TH ROUND

DeAngelo Tyson ('12), Michael Campanaro ('14), Zach Sieler ('18)

#### RFA

Mike Flynn ('97), Priest Holmes ('97), Will Demps ('02), Bart Scott ('02), Ma'ake Kemoeatu ('02), Jameel McClain ('08), Dannelle Ellerbe ('09), Morgan Cox ('10), Josh Byner ('11), Justin Tucker ('12), James Hurst ('14), Zach Orr ('14), Patrick Onwuasor ('16), Michael Pierce ('16), Matt Skura ('16), Patrick Ricard ('17), Chris Board ('18), Gus Edwards ('18), Patrick Mekari ('19), Tyler Huntley ('20)

*Ozzie Newsome's legacy is unlike any the game has seen. Known throughout all of sports as a premier leader, he is a Hall of Fame player, the architect of Baltimore's 2000 and 2012 Super Bowl championship teams and an elite evaluator who became the NFL's first African American GM. In 2019, his longtime top lieutenant, Eric DeCosta, took over as the Ravens' EVP & GM. However, Newsome maintains a significant role within the organization as its executive VP.*

# RAVENS IRONMEN / TURNOVER NOTES

## RAVENS IRONMEN

### RAVENS CONSECUTIVE GAMES PLAYED / ACTIVE STREAKS



**JUSTIN TUCKER**  
**178**

**PATRICK QUEEN**  
**50**

**NICK MOORE**  
**34**

### RAVENS CONSECUTIVE GAMES PLAYED / ALL-TIME STREAKS

Rk.	Player	Games	Years
1.	Sam Koch	239	2006-20
2.	<b>Justin Tucker</b>	<b>178</b>	<b>2012-present</b>
3.	Jarret Johnson	129	2003-11
4.	Joe Flacco	122	2008-15
5.	Anthony Levine Sr.	117	2013-20
6.	Peter Boulware	111	1997-2003

### RAVENS ALL-TIME GAMES PLAYED

Rk.	Player	Games	Years
1.	Sam Koch	256	2006-21
2.	Terrell Suggs	229	2003-18
3.	Ray Lewis	228	1996-2012
4.	Matt Stover	207	1996-2008
5.	<b>Justin Tucker</b>	<b>178</b>	<b>2012-present</b>
6.	Jonathan Ogden	177	1996-2007
	Marshal Yanda	177	2007-19
8.	Morgan Cox	165	2010-20
9.	Joe Flacco	163	2008-18
10.	Ed Reed	160	2002-12
11.	Anthony Levine Sr.	146	2012-21
12.	Jarret Johnson	143	2003-11
13.	Chris McAlister	135	1999-2008
	Haloti Ngata	135	2006-14
15.	Mike Flynn	134	1998-2007
	Kelly Gregg	134	2001-10
17.	Todd Heap	133	2001-10
18.	Jimmy Smith	128	2011-21
19.	Ladarius Webb	127	2009-17
20.	Peter Boulware	126	1997-2005
21.	Brandon Williams	123	2013-21
22.	Cornell Brown	109	1997-2004
	Bart Scott	109	2002-08
24.	Edwin Mulitalo	106	1999-2006
25.	Adalius Thomas	97	2000-06

## TURNOVER MARGIN SINCE 2008

Since John Harbaugh's 2008 Baltimore arrival, the Ravens have produced the NFL's fifth-best turnover differential (+50).

### NFL's TOP TURNOVER DIFFERENTIALS [SINCE 2008 / JOHN HARBAUGH ERA]

Rk.	Team	Takeaways	Giveaways	Turnover Diff.
1.	New England	425	254	+171
2.	Green Bay	387	260	+127
3.	Seattle	380	299	+81
4.	Kansas City	378	305	+73
5.	<b>Baltimore</b>	<b>370</b>	<b>320</b>	<b>+50</b>

## TURNOVER MARGIN AT HOME

Baltimore owns a +54 differential at home during the John Harbaugh Era, ranking as the league's fourth-best mark.

### NFL's TOP TURNOVER DIFFERENTIALS / AT HOME [SINCE 2008 / JOHN HARBAUGH ERA]

Rk.	Team	Takeaways	Giveaways	Turnover Diff.
1.	Green Bay	218	113	+105
2.	New England	216	127	+89
3.	Seattle	204	138	+66
4.	<b>Baltimore</b>	<b>201</b>	<b>147</b>	<b>+54</b>

## TURNOVER TABLE SINCE 2000

Year	TA/TO	Plus/Minus	Record
2022	25/21	+4	10-7
2021	15/26	-11	8-9
2020	22/18	+4	11-5
2019	25/15	+10	14-2
2018	17/20	-3	10-6
2017	34/17	+17	9-7
2016	28/23	+5	8-8
2015	14/28	-14	5-11
2014	22/20	+2	10-6
2013	24/29	-5	8-8
2012	25/16	+9	10-6
2011	26/24	+2	12-4
2010	27/20	+7	12-4
2009	32/22	+10	9-7
2008	34/21	+13	11-5
2007	23/40	-17	5-11
2006	40/23	+17	13-3
2005	26/36	-10	6-10
2004	34/23	+11	9-7
2003	41/38	+3	10-6
2002	31/32	-1	7-9
2001	28/36	-8	10-6
2000	49/26	+23	12-4
<b>Total</b>	<b>642/574</b>	<b>+68</b>	<b>219-151</b>

## THE RAVENS ARE...

### SINCE 2000, HERE ARE THE RAVENS' RECORDS IN A GAME:

When turnover ratio is +2 or better . . . . . 89-7  
 When turnover ratio is +1 or better . . . . . 134-20  
 When turnover ratio is even . . . . . 44-30  
 When turnover ratio is negative . . . . . 39-100

# THAT M&T MAGIC

## HOME UNDER HARBS

Under John Harbaugh (since 2008), the Ravens own the NFL's third-best home winning percentage (.719), going 87-34 at M&T Bank Stadium.

### NFL'S BEST REGULAR SEASON HOME RECORDS (JOHN HARBAUGH ERA / SINCE 2008)

Rk.	Team	Record	Pct.
1.	New England Patriots	95-26	.785
2.	Green Bay Packers	91-28-2	.760
3.	<b>Baltimore Ravens</b>	<b>87-34</b>	<b>.719</b>
4.	Pittsburgh Steelers	85-35-1	.707
5.	Minnesota Vikings	81-40	.669

## RAVENS DEFEND THE BANK

The Ravens have been outstanding at home since they arrived in Baltimore. Below are their respective home records and corresponding NFL rankings during several periods.

### RAVENS HOME RECORDS / NFL RANKINGS

Time Period (Milestone)	Record	NFL Rank
Since 2010 (Past 12 Seasons)	75-30	3
Since 2008 (John Harbaugh's Arrival)	87-34	3
Since 2000 (First Super Bowl Season)	133-52	3
Since 1998 (M&T Bank Stadium Opened)	141-60	3
Since 1996 (Team's Inception)	148-68-1	4

## HOME "D" UNDER HARBS (SINCE 2008)

# 17.5

POINTS ALLOWED  
PER GAME  
[NFL'S BEST]

# 78.9

OPPONENT PASSER  
RATING  
[NFL'S 2ND BEST]  
BUFFALO - 76.6

# 308.5

YARDS ALLOWED  
PER GAME  
[NFL'S 2ND BEST]  
PITTSBURGH - 306.5

**X** DATING BACK TO 2008, THE RAVENS HAVE OUTSCORED OPPONENTS 3,061 TO 2,113 AT HOME. IN THEIR 87 WINS DURING THIS SPAN, THE MARGIN OF VICTORY HAS BEEN 13.8 POINTS PER GAME.

**X** THE RAVENS OWN A +948 POINT DIFFERENTIAL AT HOME UNDER JOHN HARBAUGH, RANKING NO. 3 IN THE NFL [\*NE IS +1,297 & GB IS +1,060].

**X** BALTIMORE IS 41-0 UNDER HARBAUGH WHEN ALLOWING 12 POINTS OR FEWER AT HOME.

## HOME "D" DOMINANCE DATES WAY BACK

The Ravens' "D" has been stout at home for many seasons. Since 2003, Baltimore ranks at the top in several key categories:

### BEST NFL DEFENSES AT HOME / SINCE 2003

POINTS PER GAME (Fewest Allowed)	TOTAL DEFENSE (Fewest Yards Allowed)
1. Baltimore ..... 17.1	1. Pittsburgh ..... 300.1
2. New England ..... 17.3	2. Baltimore ..... 301.6
3. Pittsburgh ..... 18.4	3. Buffalo ..... 319.9

TAKEAWAYS	DEFENSIVE TDs
1. New England ..... 301	1. Arizona ..... 37
2. Baltimore ..... 300	2. Baltimore ..... 33
3. Buffalo ..... 287	3. Green Bay/Tennessee ..... 30

## HOME FAST FACTS

- Under head coach John Harbaugh, the Ravens are 20-5 in September home games. The Ravens have won 23 of their past 28 home games in the month of September (dating back to 2006).
- Under Coach Harbaugh, the Ravens are 25-6 in November home games, producing the NFL's second-best such record. The Ravens have won 23 of their past 28 home games during the month.
- The Ravens are 26-10 at home in the month of December under John Harbaugh and 46-18 in such games during their history.
- Under Coach Harbaugh (since 2008), Baltimore has gone 24-7 against NFC teams at M&T Bank Stadium, producing the NFL's best home record by an AFC squad vs. the "other" conference.
- Baltimore has won 27 of its last 34 home games vs. NFC teams.
- In their history, the Ravens have hosted 29 games when the temperature was below 40 degrees. Baltimore is 23-5-1 in such cold weather games.
- Baltimore is 9-2 at home in November against AFC North foes under Harbaugh. Overall under Harbaugh, the Ravens are 29-15 in home games played against AFC North foes.
- Baltimore has won 25 of its last 37 home games vs. AFC North foes.
- The Ravens are 18-5 at home all time against teams from the West Coast/Pacific TZ. (Ari. - 3-1, LV - 6-1, LAC - 4-1, LAR - 0-1, SF - 3-0 & Sea. - 2-1).

## BEST HOME DEFENSE

Baltimore has permitted an NFL-low 17.5 ppg at home during the John Harbaugh Era. Under "Harbs," the Ravens are 39-0 at home when allowing 10 points or fewer. In 24 of those games, the Ravens gave up no more than 7 points.

### FEWEST POINTS PER GAME ALLOWED AT HOME (SINCE 2008 / JOHN HARBAUGH ERA)

<b>BALTIMORE</b>	<b>17.5</b>
NEW ENGLAND	18.3
PITTSBURGH	18.7





# ALL-TIME RESULTS / TRENDS

## RAVENS REGULAR SEASON RECORDS

	Overall Record	Home	Away
Overall	243-190-1	148-68-1	95-122
In M&T Bank Stadium (since 1998)	141-60	141-60	n/a
Coached by Ted Marchibroda	16-31-1	11-12-1	5-19
Coached by Brian Billick	80-64	50-22	30-42
Coached by John Harbaugh	147-95	87-34	60-61
vs. AFC Teams	178-148	108-56	70-92
vs. AFC North	71-55	42-21	29-34
vs. AFC Central (1996-2001)	26-28	13-14	13-14
vs. AFC East	29-24	19-7	10-17
vs. AFC South	23-19	15-6	8-13
vs. AFC West	29-22	19-8	10-14
vs. NFC Teams	65-42-1	40-12-1	25-30
vs. NFC North	11-9	7-3	4-6
vs. NFC Central (1996-2001)	3-5	3-1	0-4
vs. NFC East	17-10-1	10-2-1	7-8
vs. NFC South	16-8	8-4	8-4
vs. NFC West	18-10	12-2	6-8
On Primetime (7 p.m. ET or later)	46-34	26-9	20-25
On Monday Night Football	16-13	6-3	10-10
On Tuesday	1-0	1-0	0-0
On Wednesday	0-1	0-0	0-1
On Thursday Night Football	9-6	7-1	2-5
On Saturday	5-2	3-0	2-2
On Sunday Night Football	18-14	12-5	6-9
In Overtime	15-16-1	9-6-1	6-10
Ravens Shutout Wins	14-0	6-0	8-0
In Season Opener	15-12	9-4	6-8
Indoors	8-16	n/a	8-16

*Note: Baltimore has played in Houston's Reliant/NRG Stadium six times (4-2), Indy's Lucas Oil Stadium three times (1-2), Dallas' Texas Stadium once (1-0), Atlanta's Mercedes-Benz Stadium once (1-0), New Orleans' Caesars Superdome once (1-0) and Las Vegas' Allegiant Stadium once (0-1). Four of those games at Reliant Stadium/NRG Stadium (12/13/10, 10/21/12, 12/21/14 & 9/20/20), one at Allegiant Stadium (9/13/21) and one at Caesars Superdome came when the roof was closed, meaning those games were "indoors," while the other games listed are considered "outdoors" due to open roofs. One of these games at Lucas Oil Stadium (11/8/20) came when the roof was opened, deeming that an outdoor game.*

In August	0-1	0-1	0-0
In September	56-35	34-10	22-25
In October	48-55	25-22	23-34
In November	67-44-1	40-15-1	27-29
In December	66-48	46-18	20-30
In January	6-7	3-2	3-5

## RAVENS REGULAR RESULTS WHEN...

Team	Since 2000	Since 2008	2022
Record	219-151	147-95	10-7
vs. AFC North (since 2002)	71-55	54-37	3-3
vs. AFC	161-116	107-73	6-6
vs. NFC	58-35	40-22	4-1
Home	133-52	87-34	5-3
Away	86-99	60-61	5-4
On grass	119-89	81-53	8-5
Artificial turf	100-62	66-42	2-2
Outdoors	211-138	140-87	9-7
Indoors	8-13	7-8	1-0
September	48-28	33-17	2-1
October	45-44	29-28	3-2
November	62-32	42-18	2-1
December	58-40	39-26	3-1
January	6-7	4-6	0-2
Leading at halftime	172-33	117-27	7-4
Trailing at halftime	34-104	21-61	2-3
Tied at halftime	13-14	9-7	1-0
Tied after 3 quarters	5-9	3-5	0-1
Leading after 3 quarters	186-27	128-22	9-4
Trailing after 3 quarters	28-115	16-68	1-2
Decided by 7 points or fewer	92-87	61-63	5-5
Decided by 3 points or fewer	52-49	36-35	4-3
When scoring first	152-51	108-36	8-4
When not scoring first	67-100	39-59	2-3
Positive or even turnover ratio	180-51	116-39	9-2
Negative turnover ratio	39-100	31-56	1-5
Winning penalty ratio	95-60	64-34	6-3
Losing penalty ratio	105-77	68-49	4-3
Overtime	13-14	9-11	0-0
When returning a KOR for a TD	5-5	5-4	0-1
When returning a PR for a TD	9-3	5-1	0-0

Offense	Since 2000	Since 2008	2022
Scoring 20 or more points	172-60	122-45	5-4
Scoring 30 or more points	78-9	58-7	1-1
Having 20 or more first downs	110-67	88-48	4-5
Totaling 350 or more net yards	108-54	83-39	2-4
At least 35 minutes time of poss.	65-10	45-8	2-1
Rushing for 150 or more yards	88-27	63-19	7-5
When not throwing an INT	122-31	84-24	5-2
With a 100-yard rusher	74-27	46-14	2-3
Without a 100-yard rusher	145-124	101-81	8-4
With a 100-yard receiver	45-33	33-24	1-4
Without a 100-yard receiver	174-118	114-71	9-3
With a 300-yard passer	24-21	22-16	0-1
Without a 300-yard passer	195-130	126-69	10-6

Defense	Since 2000	Since 2008	2022
When scoring a defensive TD	51-9	29-6	0-0
When returning an INT for a TD	35-4	17-3	0-0
When returning a fumble for a TD	19-5	15-3	0-0
Recording 3 or more sacks	115-46	70-32	7-3
Holding opp. under 250 net yards	76-21	49-8	2-1
Holding opp. under 21 points	175-42	118-21	8-2
Holding opp. under 15 points	130-16	82-6	6-1
Allowing a 100-yard rusher	22-31	14-21	0-1
Not allowing a 100-yard rusher	197-120	133-74	10-6
Allowing a 100-yard receiver	44-48	28-32	2-2
Not allowing a 100-yard receiver	175-103	119-63	8-5
Allowing a 300-yard passer	32-34	23-28	3-2
Not allowing a 300-yard passer	187-117	124-67	6-6

# PLAYER NOTES – L. JACKSON



## QUICK CAREER NOTES

- ✗ Baltimore is 45-16 with QB Lamar Jackson as its regular season starter. Since his first NFL start (Week 11 of 2018), his 45 wins are the fifth most among NFL QBs.
- ✗ Jackson is the only QB in NFL history to record multiple career games (four) with 3+ TD passes *and* 100+ rushing yards: 2022 at NE, 2022 vs. Mia., 2021 vs. Min. & 2019 at Cle. Seven other QBs have accomplished the feat just once.
- ✗ On 9/25/22 at NE, Jackson became the third player in NFL history to record 4 TD passes and rush for 100 yards in a single game, joining Cam Newton (2015) and Randall Cunningham (1990). He also became the first player to throw 3+ TD passes *and* rush for 100 yards in back-to-back games.
- ✗ In 2021, Jackson recorded at least 200 passing yards *and* 50 rushing yards in seven games, tying Randall Cunningham (1990) and Jackson's own 2019 campaign for the most such performances in NFL single-season history.
- ✗ In 2020, Jackson (1,005) became the first QB in NFL history to surpass the 1,000-yard rushing milestone in multiple seasons, also doing so in 2019 (1,206).
- ✗ Jackson (2019-20), Josh Allen (2020-22) and Deshaun Watson (2018-19) are the only QBs with at least 25 TD passes and 5 rushing TDs in consecutive seasons in NFL history.
- ✗ Jackson has 12 career regular season games with at least 100 rushing yards, the most by a QB in NFL history.
- ✗ Jackson is the only player in NFL history to throw a TD of 75-plus yards *and* rush for a TD of 75-plus yards in a single game (Week 2 of 2022 vs. Mia.).

## REGULAR SEASON WINS SINCE JACKSON'S FIRST NFL START (11/18/18)

Rk.	Quarterback (Team)	Record
1.	Patrick Mahomes (KC)	54-15
2.	Josh Allen (Buf.)	50-21
3.	Aaron Rodgers (GB)	49-23
4.	Tom Brady (NE/TB)	48-24
5.	Lamar Jackson (Bal.)	45-16

## DUAL THREAT DYNAMO

### GAMES W/ 200+ PASS YARDS AND 100+ RUSH YARDS [NFL HISTORY]

1. Lamar Jackson (Bal.) . . . . . 7
2. Josh Allen (Buf.) . . . . . 3
- Cam Newton (Car./NE) . . . . . 3
- Russell Wilson (Sea./Den.) . . . . . 3

### GAMES W/ 3+ PASS TDs AND 75+ RUSH YARDS [NFL HISTORY]

1. Lamar Jackson (Bal.) . . . . . 8
2. Cam Newton (Car./NE) . . . . . 5
3. Tobin Rote (GB/Det./SD/Den.) . . . . . 3
4. Five Players . . . . . 2

## 2019 UNANIMOUS MVP

- ✗ In 2019, Jackson became the only QB in NFL history to produce at least 3,000 passing yards and 1,000 rushing yards in a season. (He had 3,127 passing & 1,206 rushing.)
- ✗ Jackson was responsible for an NFL-best 43 total TDs (36 passing & 7 rushing) in 2019. His 36 TD passes led the NFL and are the most in franchise single-season history.
- ✗ Jackson rushed for 1,206 yards in 2019, marking the most by a quarterback in NFL single-season history.
- ✗ Jackson produced the NFL single-season record for most 100-yard rushing games (5 in 2019) by a quarterback.
- ✗ Jackson (36/7) also became the third QB in NFL history with at least 35 passing TDs & 7 rushing TDs. Steve Young (1994), Cam Newton (2015) and Josh Allen (2020, 2022) have also accomplished this feat.
- ✗ In his final eight games of 2019 (he sat out Week 17), Jackson threw 25 TDs and 1 INT, completing 69.4% of his passes for 1,477 yards and a 130.3 rating. He tallied 630 rushing yards & 4 rush TDs.
- ✗ Jackson threw at least 4 TDs in an NFL-best four games in 2019. He also threw at least 3 TDs in an NFL-best eight games.
- ✗ In 2019's Week 15 win vs. NYJ, Jackson rushed for at least 85 yards while throwing for 5 TDs for the second time in his career. (He also did this on 11/25/19 at LAR.) Cam Newton is the only other player in NFL history to accomplish the 85 rushing yards/5 passing TDs feat in a game, doing so in 2015.
- ✗ Jackson posted two perfect passer ratings in 2019 (at Cin. & Mia.), making him one of two QBs in NFL history (Ben Roethlisberger, 2007) to attain the 158.3 mark twice in a season.
- ✗ In Weeks 11 (vs. Hou.) and 12 (at LAR) of 2019, Jackson became the first NFL player ever to throw at least 4 passing TDs and have at least 50 rush yards in back-to-back games.
- ✗ In 2019's Week 6 victory over Cincinnati, Jackson became the first player ever to pass for 200 yards (236) and rush for 150 yards (152) in a regular season game. (Colin Kaepernick also accomplished this feat in a 2013 playoff game.)
- ✗ In the 2019 Divisional Playoff vs. Tennessee, Jackson became the first player in NFL history with at least 350 passing yards (365) and 100 rushing yards (143) in *any* game.



# PLAYER NOTES - L. JACKSON

## MOST WINS BY A QB IN HIS FIRST 50 NFL STARTS (SINCE 1970 MERGER)

Rk.	Quarterback	Wins
1.	Patrick Mahomes	40
	Ken Stabler	40
3.	Lamar Jackson	38
	Tom Brady	38
	Danny White	38

## MOST WINS BY A QB IN HIS FIRST 40 NFL STARTS (SINCE 1970 MERGER)

Rk.	Quarterback	Wins
1.	Lamar Jackson	32
	Patrick Mahomes	32
	Dan Marino	32
	Kurt Warner	32

## PASSING TOUCHDOWNS

### RAVENS SINGLE-GAME HISTORY

QB/Date/Opponent	TDs
Lamar Jackson, 12/12/19 vs. NYJ.	5
Lamar Jackson, 11/25/19 at LAR.	5
Lamar Jackson, 9/8/19 at Mia.	5
Joe Flacco, 10/12/14 at TB	5
Tony Banks, 9/10/00 vs. Jax.	5

## COMPLETION PERCENTAGE

### RAVENS SINGLE-GAME HISTORY

QB/Date/Opponent	Pct.
Lamar Jackson, 11/10/19 at Cin.	88.2
Lamar Jackson, 10/11/21 vs. Ind.	86.0
Lamar Jackson, 9/8/19 at Mia.	85.0
Tyler Huntley, 12/4/22 vs. Den.	84.4

## PASSER RATING

### RAVENS SINGLE-GAME HISTORY

QB/Date/Opponent	Rate
Lamar Jackson, 11/10/19 at Cin.	158.3
Lamar Jackson, 9/8/19 at Mia.	158.3
Lamar Jackson, 9/13/20 vs. Cle.	152.1
Joe Flacco, 10/12/14 at TB	149.7

Jackson is the youngest QB in NFL history to produce a perfect passer rating. Incredibly, he's done it twice.

## CONSECUTIVE PASSES, NO INTs

### RAVENS SINGLE-GAME HISTORY

QB/Dates	Passes
Lamar Jackson, 11/25/18 -- 9/29/19	248
Lamar Jackson, 10/6/19 -- 12/8/19	181
Joe Flacco, 9/25/16 -- 10/23/16	176

## PASSING TOUCHDOWNS

### RAVENS SINGLE-SEASON HISTORY

Rk.	Quarterback (Year)	TDs
1.	Lamar Jackson (2019)	36
2.	Vinny Testaverde (1996)	33
3.	Joe Flacco (2014)	27
4.	Lamar Jackson (2020)	26
5.	Joe Flacco (2010)	25

## PASSER RATING

### RAVENS SINGLE-SEASON HISTORY

Rk.	Quarterback (Year)	Rate
1.	Lamar Jackson (2019)	113.3
2.	Lamar Jackson (2020)	99.3
3.	Joe Flacco (2010)	93.6
4.	Lamar Jackson (2022)	91.1
5.	Joe Flacco (2014)	91.0

## TD PASS PERCENTAGE

### RAVENS SINGLE-SEASON HISTORY

Rk.	Quarterback (Year)	TD%
1.	Lamar Jackson (2019)	9.0
2.	Lamar Jackson (2020)	6.9
3.	Vinny Testaverde (1996)	6.0
4.	Tony Banks (1999)	5.3
	Trent Dilfer (2000)	5.3

## JACKSON'S HISTORIC RUNNING

- ✗ QB Lamar Jackson (4,437) ranks fifth all time in rushing yards by a quarterback, passing Hall of Famer Steve Young in 2022's Week 9 win at NO.
- ✗ Jackson's 63.4 career rushing yards per game rank No. 1 by a QB in NFL history.
- ✗ Jackson had 764 rushing yards in 2022, second only to Justin Fields (1,143) for the NFL's most among QBs.
- ✗ Jackson owns 12 career 100-yard rushing games, the most by a QB in NFL history. Two of those came this season (vs. Mia. & at NE).
- ✗ Jackson is the only QB since the 1970 merger to reach 600 rushing yards in each of the first five years of a career. He's also the only QB ever to post four seasons with 700 rushing yards in a career.

## MOST RUSHING YARDS BY A QUARTERBACK / NFL HISTORY

Rk.	Quarterback	Games	Yards	YPG
1.	Michael Vick	143	6,109	42.7
2.	Cam Newton	148	5,628	38.0
3.	Russell Wilson	173	4,966	28.7
4.	Randall Cunningham	162	4,928	30.4
5.	Lamar Jackson	70	4,437	63.4
6.	Steve Young	169	4,239	25.1



# PLAYER NOTES - L. JACKSON

## 100-YARD REGULAR SEASON RUSHING GAMES [QB's / SINGLE-SEASON NFL HISTORY]

1. Lamar Jackson (2019) ..... 5
2. Justin Fields (2022) ..... 3
- Russell Wilson (2014) ..... 3
- Michael Vick (2006) ..... 3
- Michael Vick (2004) ..... 3

## CAREER 100-YARD REGULAR SEASON RUSHING GAMES [QB's / NFL HISTORY]

1. Lamar Jackson ..... 12
2. Michael Vick ..... 10
3. Justin Fields, Russell Wilson ..... 4
5. J. Allen, R. Cunningham, B. Douglass, ..... 3
- D. McNabb, C. Newton & T. Rote ..... 3

## CAREER GAMES W/ 5 TD PASSES & 85+ RUSHING YARDS [NFL HISTORY]

1. Lamar Jackson ..... 2
2. Cam Newton ..... 1

Newton's "5/85" game came during his 2015 NFL MVP campaign, just as Jackson's were in 2019.

## GAMES WITH 5 TD PASSES [NFL SINGLE-SEASON HISTORY]

1. Peyton Manning (2004)\* ..... 4
2. Lamar Jackson (2019)\* ..... 3
- Cam Newton (2015)\* ..... 3
- Drew Brees (2011) ..... 3
- Tom Brady (2007)\* ..... 3
- Daunte Culpepper (2004) ..... 3

\*Won NFL MVP

## MOST GAMES WITH 4+ TD PASSES [2019 SEASON]

1. Lamar Jackson (Bal.) ..... 4
2. Jimmy Garoppolo (SF) ..... 3
- Daniel Jones (NYG) ..... 3
- Jameis Winston (TB) ..... 3

## MOST GAMES WITH 3+ TD PASSES [2019 SEASON]

1. Lamar Jackson (Bal.) ..... 8
2. Drew Brees (NO) ..... 7
3. Dak Prescott (Dal.) ..... 6
4. Patrick Mahomes (KC) ..... 5
- Matthew Stafford (Det.) ..... 5
- Deshaun Watson (Hou.) ..... 5
- Jameis Winston (TB) ..... 5

## TOTAL TOUCHDOWNS [2019 SEASON]

1. Lamar Jackson (Bal.) ..... 43
2. Russell Wilson (Sea.) ..... 34
- Jameis Winston (TB) ..... 34

## PASSING TOUCHDOWNS [2019 SEASON]

1. Lamar Jackson (Bal.) ..... 36
2. Jameis Winston (TB) ..... 33
3. Russell Wilson (Sea.) ..... 31

## NFL PASSER RATING [2019 SEASON]

1. Ryan Tannehill (Ten.) ..... 117.5
2. Drew Brees (NO) ..... 116.3
3. Lamar Jackson (Bal.) ..... 113.3

## MOST RUSHING YARDS [QUARTERBACKS / SINGLE-SEASON HISTORY]

1. Lamar Jackson (2019) ..... 1,206
2. Justin Fields (2022) ..... 1,143
3. Michael Vick (2006) ..... 1,039
4. Lamar Jackson (2020) ..... 1,005
5. Bobby Douglass (1972) ..... 968

## MOST GAMES WITH 2+ PASSING TDs AND 50+ RUSHING YARDS [SINCE 1970 MERGER]


### - ENTIRE CAREER -

Rk.	Player	2+/50+ GAMES	GP/GS
1.	Cam Newton	23	148/144
2.	Randall Cunningham	20	161/135
	Michael Vick	20	143/115
4.	Steve Young	19	169/143
5.	<b>Lamar Jackson</b>	<b>18</b>	<b>70/61</b>
6.	Russell Wilson	17	173/173

### - FIRST FIVE SEASONS OF A CAREER -

Rk.	Player	2+/50+ GAMES
1.	<b>Lamar Jackson (Bal.)</b>	<b>18</b>
2.	Cam Newton (Car.)	17
3.	Josh Allen (Buf.)	13
4.	Randall Cunningham (Phi.)	10
5.	Kyler Murray (Ari.)	9
	Michael Vick (Atl.)	9
7.	Russell Wilson (Sea.)	8

# PLAYER NOTES - ANDREWS



**MARK ANDREWS**  
#89 | TIGHT END

**31**  
TD GRABS SINCE 2019, MARKING THE SECOND MOST AMONG NFL TEs

**3X**  
PRO BOWLER

**7**  
MULTI-TD GAMES SINCE 2019, RANKING NO. 1 AMONG NFL TEs

**1X**  
ALL-PRO

**25**  
RED ZONE TD GRABS SINCE 2019, MARKING THE SECOND MOST AMONG NFL TEs

## TOP 3 ON RAVENS SINGLE-SEASON CHARTS

En route to his second-career Pro Bowl nod, in 2021, TE Mark Andrews produced single-season franchise records in catches (107) and receiving yards (1,361), adding 9 TDs.

### RAVENS SINGLE-SEASON CHARTS

#### MOST RECEPTIONS

Rk.	Player (Year)	Receptions
1.	Mark Andrews (2021)	107
2.	Derrick Mason (2007)	103
3.	Marquise Brown (2021)	91

#### MOST RECEIVING YARDS

Rk.	Player (Year)	Receiving Yards
1.	Mark Andrews (2021)	1,361
2.	Michael Jackson (1996)	1,201
3.	Torrey Smith (2013)	1,128

#### MOST RECEIVING TDs

Rk.	Player (Year)	Receiving TDs
1.	Michael Jackson (1996)	14
2.	Torrey Smith (2014)	11
3.	Mark Andrews (2019)	10

## NFL TIGHT END RECEIVING LEADERS

### RECEIVING YARDS

2022		SINCE 2019	
1.	Travis Kelce (KC).....1,338	1.	Travis Kelce (KC)..... 5,108
2.	T.J. Hockenson (Min.) ..... 914	2.	Mark Andrews (Bal.)..... 3,761
3.	Mark Andrews (Bal.).....847	3.	Darren Waller (LV) ..... 3,394
4.	Evan Engram (Jax.) ..... 766	4.	George Kittle (SF) ..... 3,362
5.	George Kittle (SF) ..... 765	5.	Dallas Goedert (Phi.)..... 2,663

### RECEPTIONS

2022		SINCE 2019	
1.	Travis Kelce (KC).....110	1.	Travis Kelce (KC)..... 404
2.	T.J. Hockenson (Min.) ..... 86	2.	Mark Andrews (Bal.).....302
3.	Mark Andrews (Bal.)..... 73	3.	Darren Waller (LV) ..... 280
	Evan Engram (Jax.) ..... 73	4.	George Kittle (SF) ..... 264
5.	Tyler Higbee (LAR)..... 72	5.	T. Higbee / T. Hockenson .....246

### RECEIVING TOUCHDOWNS

2022		SINCE 2019	
1.	Travis Kelce (KC).....12	1.	Travis Kelce (KC)..... 37
2.	George Kittle (SF) ..... 11	2.	Mark Andrews (Bal.).....31
3.	J. Johnson / C. Kmet ..... 7	3.	George Kittle (SF) ..... 24
5.	D. Knox / T. Hockenson ..... 6	4.	Dawson Knox (Buf.).....20
7.	M. Andrews & three others.... 5		Hunter Henry (NE)..... 20

### FIRST-DOWN RECEPTIONS

2022		SINCE 2019	
1.	Travis Kelce (KC)..... 78	1.	Travis Kelce (KC)..... 286
2.	Mark Andrews (Bal.)..... 48	2.	Mark Andrews (Bal.).....204
3.	T.J. Hockenson (Min.)..... 44	3.	Darren Waller (LV) ..... 171
4.	Dallas Goedert (Phi.)..... 40	4.	George Kittle (SF) .....163
5.	Pat Freiermuth (Pit.)..... 37	5.	Dallas Goedert (Phi.).....143

## ANDREWS HAS EYES FOR THE END ZONE

### NFL RECEIVING TOUCHDOWNS / SINCE 2019

Rk.	Player (Team)	Receiving TDs
1.	Davante Adams (LV).....	48
2.	Mike Evans (TB).....	41
3.	Tyreek Hill (Mia.).....	38
4.	Travis Kelce (KC).....	37
5.	Adam Thielen (Min.).....	36
6.	A.J. Brown (Phi.).....	35
	Stefon Diggs (Buf.).....	35
	Cooper Kupp (LAR).....	35
	Tyler Lockett (Sea.).....	35
	DK Metcalf (Sea.).....	35
11.	Mark Andrews (Bal.).....	31

## ANDREWS' MONSTER 2021 SEASON

En route to his first-team All-Pro nod in 2021, Andrews..

- Played in all 17 games (nine starts), totaling single-season franchise records in both receptions (107) and receiving yards (1,361), while also producing 9 TDs.
- Led NFL tight ends in all major receiving categories, including yards (1,361), receptions (107), TDs (9 – tied), first downs (75), 20-plus-yard catches (20) and contested catches (18).
- Notched his third-straight season (2019-21) with at least 700 receiving yards and 7 receiving TDs, marking the longest streak reaching those figures in Ravens history. It's also the longest active streak entering 2022 by an NFL tight end.
- Posted at least receiving 100 yards in a Ravens' single-season record five contests.



# PLAYER NOTES - ANDREWS

## ANDREWS' HISTORIC 2021

TE Mark Andrews produced new single-season franchise records for receptions (107) and receiving yards (1,361). His 1,361 receiving yards also rank third most by a TE in league history and were sixth overall in the NFL during 2021.

### MOST RECEIVING YARDS BY A TIGHT END SINGLE-SEASON NFL HISTORY

Rk.	Tight End (Year)	Rec.	Yards	Avg.	TDs
1.	Travis Kelce (2020)	105	1,416	13.5	11
2.	George Kittle (2018)	88	1,377	15.6	5
3.	<b>Mark Andrews (2021)</b>	<b>107</b>	<b>1,361</b>	<b>12.7</b>	<b>9</b>
4.	Travis Kelce (2022)	110	1,338	12.2	12
5.	Travis Kelce (2018)	103	1,336	13.0	10

### MOST RECEIVING YARDS OVERALL / 2021 SEASON

Rk.	Player	Rec.	Yards	Avg.	TDs
1.	Cooper Kupp (LAR)	145	1,947	13.4	16
2.	Justin Jefferson (Min.)	108	1,616	15.0	10
3.	Davante Adams (GB)	123	1,553	12.6	11
4.	Ja'Marr Chase (Cin.)	81	1,455	18.0	13
5.	Deebo Samuel (SF)	77	1,405	18.2	6
6.	<b>Mark Andrews (Bal.)</b>	<b>107</b>	<b>1,361</b>	<b>12.7</b>	<b>9</b>
7.	Tyreek Hill (KC)	111	1,239	11.2	9
8.	Stefon Diggs (Buf.)	103	1,225	11.9	10

## KEEPING IT 100

• In 2021, Andrews registered the most 100-yard receiving outings (five) in Ravens single-season history. His 10 career performances reaching the century mark are the most in Ravens history.

### 100-YARD RECEIVING GAMES IN RAVENS HISTORY

SINGLE SEASON			ALL TIME		
Rk.	Player (Year)	Games	Rk.	Player	Games
1.	<b>Mark Andrews (2021)</b> . . . . .	<b>5</b>	1.	<b>Mark Andrews</b> . . . . .	<b>10</b>
2.	Steve Smith Sr. (2014) . . . . .	4	2.	Mark Clayton . . . . .	9
	Michael Jackson (1996) . . . . .	4	3.	Steve Smith Sr. . . . .	8
	Mark Clayton (2006) . . . . .	4	4.	Derrick Mason . . . . .	7

### MOST 100-YARD RECEIVING GAMES / SINCE 2019 / NFL TEs

Rk.	Player (Team)	100-Yard Games
1.	Travis Kelce (KC) . . . . .	18
2.	Darren Waller (LV) . . . . .	12
3.	<b>Mark Andrews (Bal.)</b> . . . . .	<b>10</b>
4.	George Kittle (SF) . . . . .	9
5.	Evan Engram (Jax.) . . . . .	5
6.	Dallas Goedert (Phi.) . . . . .	4
	Tyler Higbee (LAR) . . . . .	4
8.	T.J. Hockenson (Min.) . . . . .	3
	Kyle Pitts (Atl.) . . . . .	3
10.	Noah Fant (Sea.) . . . . .	2
	Mike Gesicki (Mia.) . . . . .	2
	Austin Hooper (Ten.) . . . . .	2

## 30 TDs IN FIRST FIVE SEASONS

TE Mark Andrews has produced 34 career receiving TDs, joining Mike Ditka (32), Antonio Gates (43), Tony Gonzalez (30), Jimmy Graham (51), Rob Gronkowski (54) and Kellen Winslow Sr. (35) as one of seven TEs in NFL history to reach 30 receiving TDs in the first five seasons of a career.



**ROB GRONKOWSKI**  
**54**



**JIMMY GRAHAM**  
**51**



**ANTONIO GATES**  
**43**



**KELLEN WINSLOW SR.**  
**35**



**MIKE DITKA**  
**32**



**TONY GONZALEZ**  
**30**

## 34 CAREER RECEIVING TDs



Home . . . . .	19	2018 . . . . .	3	Red Zone . . . . .	27
Away . . . . .	15	2019 . . . . .	10	vs. AFC . . . . .	26
1st Qtr. . . . .	7	2020 . . . . .	7	vs. NFC . . . . .	8
2nd Qtr. . . . .	12	2021 . . . . .	9	vs. AFC North . . . . .	13
3rd Qtr. . . . .	6	2022 . . . . .	5	vs. Blitz . . . . .	17
4th Qtr. . . . .	9	Primetime . . . . .	8	From Slot . . . . .	19
OT . . . . .	0	In A Win . . . . .	23	20+ Yards . . . . .	7

## LET THE RECORDS SHOW

### RAVENS RECORDS / TOP 10 RECEIVING YARDS / ALL TIME

Rk.	Player (Seasons)	Rec.	Yards	Avg.	TDs
1.	Derrick Mason (2005-10)	471	5,777	12.3	29
2.	Todd Heap (2001-10)	467	5,492	11.8	41
3.	<b>Mark Andrews (2018-22)</b>	<b>336</b>	<b>4,313</b>	<b>12.8</b>	<b>34</b>
4.	Torrey Smith (2011-14)	213	3,591	16.9	30
5.	Mark Clayton (2005-09)	234	3,116	13.3	12
6.	Ray Rice (2008-13)	369	3,034	8.2	6
7.	Qadry Ismail (1999-2001)	191	2,819	14.8	18
8.	Travis Taylor (2000-04)	204	2,758	13.5	15
9.	Anquan Boldin (2010-12)	186	2,645	14.2	14
10.	Michael Jackson (1996-98)	183	2,596	14.2	18

TE Mark Andrews already ranks in the Top 5 all time in each of Baltimore's major receiving categories over the course of a Ravens career.

### RECEPTIONS

1. Derrick Mason . . .	471
2. Todd Heap . . . . .	467
3. Ray Rice . . . . .	369
4. <b>Mark Andrews</b> . . .	<b>336</b>

### YARDS

1. Derrick Mason . . .	5,777
2. Todd Heap . . . . .	5,492
3. <b>Mark Andrews</b> . . .	<b>4,313</b>
4. Torrey Smith . . . . .	3,591

### TDs

1. Todd Heap . . . . .	41
2. <b>Mark Andrews</b> . . .	<b>34</b>
3. Torrey Smith . . . . .	30
4. Derrick Mason . . . . .	29

# PLAYER NOTES - DOBBINS



**J.K. DOBBINS**  
#27 | RUNNING BACK

*Missed entire 2021 season (knee)*

**YARDS-PER-CARRY AVERAGE  
ALL-TIME ROOKIE RBs  
(SINCE 1970 MERGER)**

Alvin Kamara ('17)	6.07
<b>J.K. Dobbins ('20)</b>	<b>6.01</b>
Maurice Jones-Drew ('06)	5.67
Thomas Rawls ('15)	5.65
Adrian Peterson ('07)	5.63

## LEADING THE LEAGUE SINCE 2020

Since 2020, J.K. Dobbins' 5.9 rushing yards per carry rank No. 1 among RBs who've tallied at least 200 attempts.

### YARDS PER CARRY / NFL RBs / SINCE 2020 / MIN. 200 ATT.

Rk.	Player (Year)	Avg.
1.	<b>J.K. Dobbins (Bal.)</b>	<b>5.9</b>
2.	Nick Chubb (Cle.)	5.4
3.	A. Jones (GB) / M. Sanders (Phi.)	5.2

## TOP 5 IN 2022

In 2022, J.K. Dobbins' 5.7 rushing yards per carry tied (Khalil Herbert) for the best mark among RBs (min. 90 att).

### YARDS PER CARRY / NFL RBs / IN 2022 / MIN. 90 ATT.

Rk.	Player (Year)	Avg.
1.	<b>J.K. Dobbins (Bal.)</b>	<b>5.7</b>
	Khalil Herbert (Chi.)	5.7
3.	D'Andre Swift (Det.)	5.5
4.	Aaron Jones (GB)	5.3

## RAVENS ROOKIE RECORD

RB J.K. Dobbins scored 9 total TDs in 2020, marking a new Ravens franchise rookie record.

### TOTAL TDs / ALL-TIME RAVENS ROOKIES

Rk.	Player (Year)	TDs
1.	<b>J.K. Dobbins (2020)</b>	<b>9</b>
2.	M. Brown ('19) / M. Brown ('13) / T. Smith ('11)	7

## ROOKIE STREAK

- Dobbins closed out the 2020 regular season with six-consecutive performances of 50-plus rushing yards and a rushing TD, tying (Ryan Grant in 2007, Eric Dickerson in 1983 & Franco Harris in 1972) for the longest rookie streak of its kind since the 1970 NFL merger.

## 2020 ROOKIE CLASS RANKINGS

Among NFL rookies in 2020, RB J.K. Dobbins ranked No. 3 in both rushing yards (805) and rushing TDs (9), while he was No. 1 in yards-per-carry average (6.01).

### RUSHING YARDS / NFL ROOKIE RBs / 2020

Rk.	Player (Team)	Yards
1.	Jonathan Taylor (Ind.)	1,169
2.	James Robinson (Jax.)	1,070
3.	<b>J.K. Dobbins (Bal.)</b>	<b>805</b>
4.	Clyde Edwards-Helaire (KC)	803
5.	Antonio Gibson (Was.)	795

### RUSHING TDs / NFL ROOKIE RBs / 2020

Rk.	Player (Team)	TDs
1.	Jonathan Taylor (Ind.)	11
	Antonio Gibson (Was.)	11
3.	<b>J.K. Dobbins (Bal.)</b>	<b>9</b>
4.	D'Andre Swift (Det.)	8
5.	James Robinson (Jax.)	7

### RUSHING YPC AVERAGE / NFL ROOKIE RBs / 2020 (MIN. 100 RUSHES)

Rk.	Player (Team)	YPC
1.	<b>J.K. Dobbins (Bal.)</b>	<b>6.01</b>
2.	Jonathan Taylor (Ind.)	5.04
3.	Antonio Gibson (Was.)	4.68
4.	D'Andre Swift (Det.)	4.57
5.	James Robinson (Jax.)	4.46

## J.K.'S HISTORICAL 2020

In 2020, RB J.K. Dobbins became the first rookie and one of six running backs in NFL history to produce at least 800 rushing yards, 9 rushing TDs and 6.0 yards per carry in a season. The other five running backs are Adrian Peterson (2012), Barry Sanders (1997), Mercury Morris (1973), O.J. Simpson (1973) and Jim Brown (1963).



2020

**J.K. DOBBINS**



2012

**ADRIAN PETERSON**



1997

**BARRY SANDERS**



1973

**MERCURY MORRIS**



1973

**O.J. SIMPSON**



1963

**JIM BROWN**



# PLAYER NOTES - EDWARDS



**GUS EDWARDS** Missed entire 2021 season (knee)  
**#35 | RUNNING BACK**

**UNDRAFTED FREE AGENTS  
- ACTIVE NFL RBs -**

RK.	PLAYER	RUSH YDS
1.	Austin Ekeler . . . . .	3,727
2.	Phillip Lindsay . . . . .	2,848
3.	<b>Gus Edwards . . . . .</b>	<b>2,585</b>
4.	Matt Breida . . . . .	2,501
	Raheem Mostert . . . . .	2,501

## YARDS PER CARRY

RB Gus Edwards averages 5.2 yards per carry during his career. Since entering the league in 2018, that mark ranks tied for first among NFL RBs (min. 500 attempts).

### YARDS PER CARRY / ACTIVE NFL RBs / SINCE 2018 (MIN. 500 RUSHING ATTEMPTS)

Rk.	Player (Team)	YPC
1.	<b>Gus Edwards (Bal.) . . . . .</b>	<b>5.2</b>
	Nick Chubb (Cle.) . . . . .	5.2
3.	Aaron Jones (GB) . . . . .	5.1
	Tony Pollard (Dal.) . . . . .	5.1
	Jonathan Taylor (Ind.) . . . . .	5.1
6.	Miles Sanders (Phi.) . . . . .	5.0

## UNDRAFTED, UNBOtherED

RB Gus Edwards ranks tied for third among undrafted RBs in rushing yards per attempt (5.2) since the 1970 AFL-NFL merger (min. 100 attempts).

### RUSHING YARDS PER ATTEMPT / UNDRAFTED NFL RBs (SINCE MERGER / MIN. 100 RUSHING ATTEMPTS)

Rk.	Player (Seasons)	Carries	Yards	Yds/Rsh
1.	Dontrell Hilliard (2018-Present) . . . . .	100	592	5.9
2.	Raheem Mostert (2015-Present) . . . . .	465	2,501	5.4
3.	<b>Gus Edwards (2018-Present) . . . . .</b>	<b>501</b>	<b>2,585</b>	<b>5.2</b>
	D'Ernest Johnson (2019-Present) . . . . .	141	738	5.2
5.	Selvin Young (2007-08) . . . . .	201	1,032	5.1
6.	Jalen Richard (2016-21) . . . . .	264	1,333	5.0
7.	Bruce Harper (1977-84) . . . . .	374	1,829	4.9
	Rod Phillips (1975-80) . . . . .	121	595	4.9
9.	Matt Breida (2017-Present) . . . . .	520	2,501	4.8

## DID YOU KNOW?

In the 24-21 win vs. Cin. (11/18/18), Edwards (115) and QB Lamar Jackson (119) became the first rookie RB-QB teammates to each rush for 100 yards in a game in NFL history.

## FIRST-DOWN FRENZY

RB Gus Edwards has rushed for a first down on 31.5% of his carries during his five-year career (since 2018). That mark ranks No. 1 in the NFL among active RBs (min. 500 rushing attempts) over that span.

### RUSHING FIRST DOWN PCT. / ACTIVE NFL RBs / SINCE 2018 (MIN. 500 RUSHING ATTEMPTS)

Rk.	Player (Team)	1st Down %
1.	<b>Gus Edwards (Bal.) . . . . .</b>	<b>31.5</b>
2.	Jonathan Taylor (Ind.) . . . . .	28.4
3.	James Conner (Ari.) . . . . .	25.4
4.	Aaron Jones (GB) . . . . .	25.1
5.	L. Murray (Den.) / T. Pollard (Dal.) . . . . .	24.5

## RAVENS UNDRAFTED RUSHING RANKS

RB Gus Edwards owns the most rushing yards (2,585) and rushing TDs (13) by an undrafted free agent in Ravens franchise history, while his 5.2 yards-per-carry average (min. 100 attempts) also ranks No. 1 among the group.

### UNDRAFTED FREE AGENT RUSHING RANKS (RAVENS FRANCHISE HISTORY)

RUSHING YARDS	RUSHING TDs	YPC AVG. (MIN. 100 ATT.)
Gus Edwards . . . 2,585	Gus Edwards . . . . . 13	Gus Edwards . . . . . 5.2
Priest Holmes . . . 2,102	Priest Holmes . . . . . 10	Priest Holmes . . . . . 4.6
Jason Brookins . . . 551	Jason Brookins . . . . . 5	Tyler Huntley . . . . . 4.5
Tyler Huntley . . . . 454	Tyler Huntley . . . . . 3	Jason Brookins . . . . . 3.7

## GUS IN RARE COMPANY

RB Gus Edwards is one of only two players in league history to start their career with three straight seasons (2018-20) of 700-plus rushing yards and at least 5 yards per carry, along with Cleveland Browns All-Pro RB Nick Chubb.

*Chubb has reached those marks in each of his first five seasons (2018-22), marking an NFL record.*



GUS EDWARDS

Year	Rushing Yards	YPC
2020	723 . . . . .	5.0
2019	711 . . . . .	5.4
2018	718 . . . . .	5.2



NICK CHUBB

Year	Rushing Yards	YPC
2020	1,067 . . . . .	5.6
2019	1,494 . . . . .	5.0
2018	996 . . . . .	5.2

# PLAYER NOTES - ZEITLER & MOSES



**KEVIN ZEITLER**  
#70 | GUARD

**MOST OFFENSIVE SNAPS LOGGED (2021 SEASON)**

G Kevin Zeitler (Bal.)	1,223
T Alejandro Villanueva (Bal.)	1,207
C Tyler Biadasz (Dal.)	1,205
T Trey Smith (KC)	1,195
QB Justin Herbert (LAC)	1,191

VIA STATS PASS

## DURABILITY ON DISPLAY

In 2021, G Kevin Zeitler was one of the NFL's most durable cogs along an O-line. Zeitler logged the second-most overall snaps (offense and defense) in the league last season.

## MOST SNAPS PLAYED (OFF. & DEF.) / 2021 NFL PLAYERS

Rk.	Player (Team)	Snaps
1.	S Quandre Siggs (Sea.)	1,228
2.	<b>G Kevin Zeitler (Bal.)</b>	<b>1,223</b>
3.	CB Xavier Woods (Min.)	1,208
4.	T Alejandro Villanueva (Bal.)	1,207
5.	C Tyler Biadasz (Dal.)	1,205

## HARDLY ANY FLAGS THROWN ON ZEIT

According to TruMedia statistics, G Kevin Zeitler has been one of the least-penalized O-linemen since entering the league in 2012. Zeitler has only been called for offensive holding 18 times in the last 10 seasons, the second-fewest mark among active offensive linemen during that span (min. 9,000 snaps).

## HOLDING CALLS SINCE 2012 / ACTIVE NFL O-LINEMEN

Rk.	Player (Teams)	Holding Penalties
1.	T Duane Brown (Hou./Sea./NYJ)	14
2.	<b>G Kevin Zeitler (Cin./Cle./NYG/Bal.)</b>	<b>18</b>
3.	T Kelvin Beachum (Ari.)	22
4.	C Ben Jones (Hou./Ten.)	23

## THE BEST ABILITY IS AVAILABILITY

Since he entered the league in 2012, G Kevin Zeitler's 10,551 snaps are the fourth most among active players and most by a non-QB.

## MOST SNAPS SINCE 2012 / ACTIVE NFL PLAYERS

Rk.	Player (Teams)	Snaps (Games)
1.	QB Tom Brady (NE/TB)	11,501 (174)
2.	QB Matt Ryan (Atl./Ind.)	10,906 (172)
3.	QB Russell Wilson (Sea./Den.)	10,579 (173)
4.	<b>G Kevin Zeitler (Cin./Cle./NYG/Bal.)</b>	<b>10,551 (167)</b>
5.	C Jason Kelce (Phi.)	10,376 (160)

## IRONMEN OF THE TRENCHES

T Morgan Moses has played in 138 career games and has made 129 career starts at tackle. His 130 consecutive games played streak is tied for the third longest among active offensive linemen.



ATLANTA

**JAKE MATTHEWS**  
144 GAMES



PHILADELPHIA

**JASON KELCE**  
139 GAMES



WASHINGTON

**CHARLES LENO JR.**  
130 GAMES



BALTIMORE

**MORGAN MOSES**  
130 GAMES


*"Any time you've got No. 8, and you get the chance to run downfield and get on ESPN, I think you should. But it's just having a guy back there that's so explosive, where he can throw the ball, he can run the ball, it keeps the defense on their heels. So, it's a great opportunity to be able to be on the team and block for a guy like that."*

- T Morgan Moses on blocking for QB Lamar Jackson



## MOSES' COMMUNITY IMPACT

- In 2015, he launched the Morgan Moses Foundation with the goal of motivating children through educational activities in the Central/Northern Virginia and D.C. metropolitan areas.




**MORGAN MOSES**  
#78 | TACKLE

*"He's always been a player that we've admired. When I think of Morgan, the thoughts that I have [are] big, tough, very smart, and also very durable. He's a versatile guy who can play different spots. We're excited to bring him here."*

- EVP & GM Eric DeCosta on T Morgan Moses



# PLAYER NOTES - CAMPBELL



**CALAIS CAMPBELL**  
#93 | DEFENSIVE END

**1X** FIRST-TEAM ALL-PRO  
**3X** SECOND-TEAM ALL-PRO  
**6X** PRO BOWLER

**2017** PFWA NFL DEFENSIVE PLAYER OF THE YEAR  
**2019** NFL WALTER PAYTON MAN OF THE YEAR

## DURABILITY ON DISPLAY

DE Calais Campbell has played in 227 games, with 208 starts. He ranks first in both categories among active D-linemen.

### MOST GAMES PLAYED / ACTIVE NFL DEFENSIVE LINEMEN

Rk.	Player (Teams)	GP (GS)
1.	Calais Campbell (Ari./Jax./Bal.)	227 (208)
2.	Jerry Hughes (Ind./Buf./Hou.)	201 (150)
3.	Ndamukong Suh (Det./Mia./LAR/TB/Phi.)	199 (191)
4.	Carlos Dunlap (Cin./Sea./KC)	197 (125)
5.	Cameron Jordan (NO)	193 (192)

## SACK ATTACK

### MOST MULTI-SACK GAMES SINCE 2014 / ACTIVE DEFENDERS

Rk.	Player (Team)	Games
1.	Aaron Donald (LAR)	25
2.	J.J. Watt (Ari.)	24
3.	Chandler Jones (LV)	23
	Cameron Jordan (NO)	23
5.	Justin Houston (Bal.)	21
	Myles Garrett (Cle.)	21
	T.J. Watt (Pit.)	21
8.	Von Miller (Buf.)	19
9.	Jason Pierre-Paul (Bal.)	17
	Chris Jones (KC)	17
	Khalil Mack (LAC)	17
	Yannick Ngakoue (Ind.)	17
13.	Carlos Dunlap (KC)	16
14.	Calais Campbell (Bal.)	15
	Matthew Judon (NE)	15

## CALAIS QUICK HITS

- DE Calais Campbell (227), DE Jerry Hughes (201) and DB Devin McCourty (205) are the only active NFL defenders to record at least 200 career games played.
- Campbell is one of five active D-linemen with more than 50 career PD (Carlos Dunlap, 76; J.J. Watt, 70; Jason Pierre-Paul, 66; Cameron Jordan, 58; Calais Campbell, 57).

## ACTIVE SACKS LEADERS

DE Calais Campbell's 99 career sacks rank ninth most among active NFL defenders.

### MOST SACKS / ACTIVE NFL DEFENDERS

Rk.	Player (Team)	Sacks
1.	Von Miller (Buf.)	123.5
2.	Cameron Jordan (NO)	115.5
3.	J.J. Watt (Ari.)	114.5
4.	Chandler Jones (LV)	112.0
5.	Justin Houston (Bal.)	111.5
6.	Aaron Donald (LAR)	103.0
7.	Robert Quinn (Phi.)	102.0
8.	Carlos Dunlap (KC)	100.0
9.	Calais Campbell (Bal.)	99.0
10.	Jason Pierre-Paul (Bal.)	94.5

## FOUR-SACK SEASONS

DE Calais Campbell posted at least 4 sacks in 13 seasons (2009-22), tying for the most 4-plus sack seasons among active players.

### MOST SEASONS WITH AT LEAST 4 SACKS / ACTIVE PLAYERS

Rk.	Player (Team)	Seasons
1.	Calais Campbell (Bal.)	13 (2009-22)
	Carlos Dunlap (KC)	13 (2010-22)
3.	Justin Houston (Bal.)	12 (2011-22)
4.	Cameron Jordan (NO)	11 (2012-22)
	Von Miller (Buf.)	11 (2011-22)
	Ndamukong Suh (Phi.)	11 (2010-21)

## PICTURE THIS

DE Calais Campbell is one of four NFL defenders since 2000 to register at least 700 tackles and 85 sacks.

### SINCE 2000 / PLAYERS WITH AT LEAST 700 TACKLES & 85 SACKS



Calais Campbell  
800 / 99

Julius Peppers  
718 / 158.5



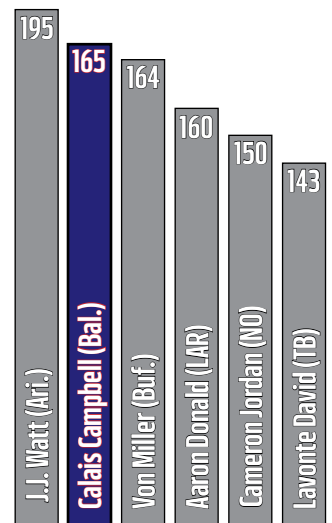
Justin Smith  
879 / 87

Terrell Suggs  
886 / 139



Since being drafted in 2008, DE Calais Campbell's 165 tackles for loss are second in the NFL, trailing only Arizona DE J.J. Watt's 195 TFL during that span.

### MOST TACKLES FOR LOSS / ACTIVE NFL DEFENDERS



# PLAYER NOTES – SMITH



**ROQUAN SMITH**  
#18 | INSIDE LINEBACKER

**2X** SECOND-TEAM ALL-PRO  
**1X** PRO BOWLER

**MOST INTs BY A LINEBACKER**  
(SINCE 2018 / SMITH'S FIRST NFL SEASON)

Shaquille Leonard (Ind.)	12
Joe Schobert (Ten.)	9
<b>Roquan Smith (Bal.)</b>	<b>8</b>

**NFL DEFENDERS W/ AT LEAST  
400 SOLO TACKLES, 30 TFL, 15 SACKS & 5 INTs  
IN A PLAYER'S FIRST 5 NFL SEASONS IN LEAGUE HISTORY**



2007-11

**PATRICK WILLIS**

**534 SOLO TKLS / 37 TFL  
17 SACKS / 5 INTs**



2012-16

**LAVONTE DAVID**

**471 SOLO TKLS / 86 TFL  
18 SACKS / 10 INTs**



2000-04

**BRIAN URLACHER**

**440 SOLO TKLS / 39 TFL  
26.5 SACKS / 7 INTs**



2018-22

**ROQUAN SMITH**

**451 SOLO TKLS / 54 TFL  
18.5 SACKS / 8 INTs**

## 2022 NFL TACKLE LEADERS

Roquan Smith's 169 total tackles were the third most in 2022.

### 2022 NFL TACKLES LEADERS

Rk.	Player (Team)	TT
1.	Foye Oluokun (Jax.)	184
2.	Nick Bolton (KC)	180
3.	<b>Roquan Smith (Bal.)</b>	<b>169</b>
4.	Zaire Franklin (Ind.)	166
5.	Jordyn Brooks (Sea.)	161
6.	T.J. Edwards (Phi.)	159
7.	Rashaan Evans (Atl.)	159
8.	C.J. Mosley (NYJ)	158
9.	Alex Singleton (Den.)	152

## TACKLE MACHINE

Since entering the league in 2018, ILB Roquan Smith's tackles rank Top 2 in the NFL.

### MOST TOTAL TACKLES / SINCE 2018

Rk.	Player (Team)	TT
1.	Bobby Wagner (LAR)	745
2.	<b>Roquan Smith (Bal.)</b>	<b>692</b>
3.	Foye Oluokun (Jax.)	638
4.	Fred Warner (SF)	633
5.	Eric Kendricks (Min.)	605
6.	Jordan Hicks (Min.)	604

### MOST SOLO TACKLES / SINCE 2018

Rk.	Player (Team)	Solo
1.	<b>Roquan Smith (Bal.)</b>	<b>450</b>
2.	Bobby Wagner (LAR)	425
3.	Fred Warner (SF)	410
4.	Budda Baker (Ari.)	409
5.	Lavonte David (TB)	400
6.	Foye Oluokun (Jax.)	395

## IN LEGENDARY COMPANY

*Roquan Smith is the first player since Hall of Famer Ray Lewis (1996-99) with at least 100 tackles, 2 sacks & 1 INT in each of the first five years of a career (2018-22).*



**RAY LEWIS**

1996	142 tkls, 2.5 sks, 1 INT
1997	210 tkls, 4.0 sks, 1 INT
1998	154 tkls, 3.0 sks, 2 INT
1999	198 tkls, 3.5 sks, 3 INT
2000	187 tkls, 3.0 sks, 2 INT



**ROQUAN SMITH**

2018	121 tkls, 5.0 sks, 1 INT
2019	100 tkls, 2.0 sks, 1 INT
2020	139 tkls, 4.0 sks, 2 INT
2021	163 tkls, 3.0 sks, 1 INT
2022	169 tkls, 4.5 sks, 3 INT

*Since 2018, ILB Roquan Smith, LB Shaquille Leonard & OLB T.J. Watt are the only NFL defenders to produce at least 15 sacks & 5 INTs.*



**ROQUAN SMITH**



**SHAQUILLE LEONARD**



**T.J. WATT**

## SMITH IN 2022

**X** ILB Roquan Smith, CB Marlon Humphrey, DE Aidan Hutchinson and DB L'Jarvis Snead were the only NFL defenders in 2022 to produce at least three sacks (4.5, 3, 9.5 & 3.5, respectively) and three INTs (all 3).



# PLAYER NOTES - PETERS



**MARCUS PETERS**  
#24 | CORNERBACK

*Missed entire 2021 season (knee)*

- 2X FIRST-TEAM ALL-PRO
- 2X SECOND-TEAM ALL-PRO
- 3X PRO BOWLER
- 32 CAREER INTS (NFL HIGH SINCE 2015)
- 42 CAREER TAKEAWAYS (NFL HIGH SINCE 2015)

## FIRST LINE OF PASS DEFENSE

Since being drafted in 2015, CB Marcus Peters' 92 PD tie for the NFL's fourth most among active defenders.

 Darius Slay	111
 James Bradberry	99
 Stephon Gilmore	95
 Marcus Peters	92
 Janoris Jenkins	92
 Jalen Ramsey	92

## FAST FACTS

- In 104 career games, CB Marcus Peters has registered 32 INTs, 11 FFs and 10 FRs. His 42 total takeaways are the most among active NFL defenders.
- In Week 3's win at NE, Peters recorded 1 INT, 1 FR and 1 FF, becoming the first Ravens defender to "hit the trifecta" in a single game since 2008 (Ed Reed, 12/7 vs. Was.).
- Peters' 6 INT-TDs tie Hall of Famer Deion Sanders for the second most by a player in his first six seasons (2015-20) since the 1970 merger. Only CB Janoris Jenkins (7) had more.
- Peters' 3 career postseason INTs are tied (Adrian Amos, Sean Murphy-Bunting & Duron Harmon) for the NFL's most since he entered the league in 2015.

## NOSE FOR THE END ZONE

CB Marcus Peters' 7 career defensive TDs (6 INTs & 1 FR) rank as the NFL's most since he entered the league in 2015.

### MOST DEFENSIVE TDs / SINCE 2015 / ACTIVE PLAYERS

Rk.	Player (Team)	D-TDs
1.	Marcus Peters (Bal.)	7
2.	Eddie Jackson (Chi.)	6
3.	Deion Jones (Cle.)	5
	Minkah Fitzpatrick (Pit.)	5

## PICK ARTIST

Since entering the league in 2015, three-time Pro Bowl CB Marcus Peters has registered NFL highs in INTs (32), INT-TDs (6) and INT return yards (822).

### MOST INTERCEPTIONS / SINCE 2015 / ACTIVE PLAYERS

Rk.	Player (Team)	INTs
1.	Marcus Peters (Bal.)	32
2.	Xavien Howard (Mia.)	28
3.	Kevin Byard (Ten.)/Justin Simmons (Den.)	27

### MOST INT-TD RETURNS / SINCE 2015 / ACTIVE PLAYERS

Rk.	Player (Team)	INT-TDs
1.	Marcus Peters (Bal.)	6
2.	Deion Jones (Cle.)	5
3.	Daniel Sorensen (NO)/Minkah Fitzpatrick (Pit.)	4

### MOST INT RETURN YARDS / SINCE 2015 / ACTIVE PLAYERS

Rk.	Player (Team)	INT Yards
1.	Marcus Peters (Bal.)	822
2.	Stephon Gilmore (Ind.)	412
3.	Tashaun Gipson (SF)	408

## TAKEAWAY MACHINE

Since entering the league in 2015, Peters' 42 takeaways stand as an NFL high, with 32 coming by way of INTs.

### MOST TAKEAWAYS BY A DEFENDER / SINCE 2015

Rk.	Player (Team)	TA (INTs)
1.	Marcus Peters (Bal.)	42 (32)
2.	Xavien Howard (Mia.)	33 (28)
3.	Tyrann Mathieu (NO)	31 (26)
4.	Kevin Byard (Ten.)	30 (27)
	Jordan Poyer (Buf.)	30 (24)
6.	Justin Simmons (Den.)	29 (27)
	Harrison Smith (Min.)	29 (24)
8.	Darius Slay (Phi.)	28 (24)

**"MARCUS IS ONE OF THESE PLAYERS WHO PROVIDES SUCH AN AUTHENTIC PERSPECTIVE ON WHAT THIS GAME'S ALL ABOUT. HE'S A RAVEN."** - EVP & GM ERIC DE COSTA



### NFL INTERCEPTION LEADERS / SINCE 2015

MARCUS PETERS	XAVIEN HOWARD	KEVIN BYARD	JUSTIN SIMMONS
32	28	27	27

# PLAYER NOTES – HUMPHREY



**MARLON HUMPHREY**  
#44 | CORNERBACK

**3X** PRO BOWLER

**1X** FIRST-TEAM ALL-PRO

**MOST FORCED FUMBLES  
NFL DEFENDERS / 2020 SEASON**

Marlon Humphrey (Bal.)	8
Haason Reddick (Ari.)	6
11 Players Tied	4

## PERFECTING THE PUNCH-OUT

CB Marlon Humphrey's 8 forced fumbles in 2020 were the second most by a DB in NFL history (records kept since 2000).

### MOST FORCED FUMBLES / DEFENSIVE BACKS NFL SINGLE-SEASON HISTORY (RECORDS KEPT SINCE 2000)

Rk.	Player (Year)	FFs
1.	Charles Tillman (2012)	10
2.	<b>Marlon Humphrey (2020)</b>	<b>8</b>
	Chris Harris (2007)	8
4.	Josh Norman (2021)	7
5.	Oshiomogho Atogwe (2008)	6
	Brian Dawkins (2008)	6
	Roman Harper (2010)	6
	Charles Tillman (2009)	6

## MARLON IN GOOD COMPANY

CB Marlon Humphrey is just the third defender in franchise history to register double-digit INTs (12) and double-digit FFs (13) throughout a Ravens career. He stands with Hall of Famers LB Ray Lewis (31 INTs & 19 FFs) and S Ed Reed (61 INTs & 11 FFs) as the only Ravens to accomplish this feat. In 2022, Humphrey produced 3 INTs and 1 FF.

### ALL-TIME DEFENDERS W/ DOUBLE-DIGIT INTERCEPTIONS & FORCED FUMBLES (IN A RAVENS CAREER)

Player (Years)	INTs	FFs
Ray Lewis (1996-2012)	31	19
Ed Reed (2002-12)	61	11
<b>Marlon Humphrey (2017-present)</b>	<b>12</b>	<b>13</b>



## BALTIMORE DEFENDERS SINCE 2019

### INTERCEPTIONS / SINCE 2019

Rk.	Player	INTs
1.	<b>Marlon Humphrey</b>	<b>8</b>
	Marcus Peters	8
3.	Chuck Clark	4
	Marcus Williams	4

### PASSES DEFENSED / SINCE 2019

Rk.	Player	PD
1.	<b>Marlon Humphrey</b>	<b>.45</b>
2.	Chuck Clark	.29
3.	Marcus Peters	.25
4.	Anthony Averett	.20

### FORCED FUMBLES / SINCE 2019

Rk.	Player	FFs
1.	<b>Marlon Humphrey</b>	<b>12</b>
2.	Marcus Peters	6
3.	Chuck Clark	5

## MARLON MAKES IMPACTFUL PLAYS

- Humphrey, ILB Roquan Smith, DE Aidan Hutchinson and DB L'Jarius Sneed were the only players in the NFL in 2022 to produce at least three INTs and three sacks.

- Baltimore has only lost two games (13-2) when CB Marlon Humphrey records a takeaway (2021 vs. Cin. & 2022 vs. Buf.).

- In 2020, Humphrey led the NFL with 8 FFs (also standing as a Ravens' single-season record), en route to earning his second Pro Bowl nod.

- In 2020, Humphrey was one of only two NFL defenders (Jason Pierre-Paul) to record at least 2 sacks (2.5), 4 FFs (8) and 6 PD (8). He also became the first DB to register at least 8 FFs and a sack in NFL single-season history (records kept since 2000).

- Humphrey's 70-yard FR-TD vs. NE in Week 9 of the 2019 season is the longest FR return in Ravens franchise history.

## MARLON THE MAGNET

Since entering the league in 2017, CB Marlon Humphrey's 71 PD are the sixth most among all NFL defensive backs.

### NFL PASSES DEFENSED / DEFENSIVE BACKS / SINCE 2017

Rk.	Player (Team)	PD
1.	James Bradberry (Phi.)	89
2.	Darius Slay (Phi.)	85
3.	Marshon Lattimore (NO)	78
	Jalen Ramsey (LAR)	78
5.	Xavien Howard (Mia.)	77
6.	<b>Marlon Humphrey (Bal.)</b>	<b>71</b>
7.	Kyle Fuller (Bal.)	67
8.	Tre'Davious White (Buf.)	66
9.	Stephon Gilmore (Ind.)	65
	Denzel Ward (Cle.)	65



# PLAYER NOTES - HOUSTON



**JUSTIN HOUSTON**  
#50 | OUTSIDE LINEBACKER

**4X** PRO BOWLER  
**1X** FIRST-TEAM ALL-PRO  
**1X** SECOND-TEAM ALL-PRO  
**111.5** CAREER SACKS  
**9.5** SACKS IN 2022

## HOUSTON... IS A PROBLEM!

### CHARTS AMONG ACTIVE NFL DEFENDERS MOST SACKS

Rk.	Player	Sacks
1.	Von Miller (Buf.)	123.5
2.	Cameron Jordan (NO)	115.5
3.	J.J. Watt (Ari.)	114.5
4.	Chandler Jones (LV)	112.0
5.	<b>Justin Houston (Bal.)</b>	<b>111.5</b>
6.	Aaron Donald (LAR)	103.0
7.	Robert Quinn (Phi.)	102.0
8.	Carlos Dunlap (KC)	100.0
9.	Calais Campbell (Bal.)	99.0
10.	Jason Pierre-Paul (Bal.)	94.5

### MOST TACKLES FOR LOSS

Rk.	Player	TFL
1.	J.J. Watt (Ari.)	195
2.	<b>Calais Campbell (Bal.)</b>	<b>165</b>
3.	Von Miller (Buf.)	164
4.	Aaron Donald (LAR)	160
5.	Cameron Jordan (NO)	150
6.	Lavonte David (TB)	143
7.	Ndamukong Suh (Phi.)	130
8.	<b>Justin Houston (Bal.)</b>	<b>129</b>
9.	Jason Pierre-Paul (Bal.)	127
10.	Carlos Dunlap (KC)	123

### MOST MULTI-SACK GAMES (AT LEAST 1.5)

Rk.	Player	Games
1.	J.J. Watt (Ari.)	34
2.	<b>Justin Houston (Bal.)</b>	<b>28</b>
	Von Miller (Buf.)	28
4.	Chandler Jones (LV)	27
	Cameron Jordan (NO)	27
6.	<b>Jason Pierre-Paul (Bal.)</b>	<b>25</b>
	Aaron Darnold (LAR)	25
8.	Carlos Dunlap (KC)	24
9.	<b>Calais Campbell (Bal.)</b>	<b>21</b>
	Myles Garrett (Cle.)	21
	Robert Quinn (Phi.)	21
	T.J. Watt (Pit.)	21

## 2014 PASS RUSH DOMINANCE

The 2014 campaign was a historic output for OLB Justin Houston. As a member of the Chiefs, Houston racked up a staggering 22 sacks in 16 starts, ranking as the third-highest single-season sack total in NFL history. Houston also set career highs in tackles (69) and forced fumbles (4) that season.



**T.J. WATT**  
**22.5**



**MICHAEL STRAHAN**  
**22.5**



**JUSTIN HOUSTON**  
**22.0**



**JARED ALLEN**  
**22.0**



**MARK GASTINEAU**  
**22.0**



**CHRIS DOLEMAN**  
**21.0**



**REGGIE WHITE**  
**21.0**

*"Here, with the pressure we bring, it's hard for the guard to help; it's hard for the running back to chip. They've got to match up with other guys, and if you leave me one-on-one, I'm going to win my battles."*

— OLB Justin Houston on Baltimore's defensive scheme

## 4-SACK MINIMUM; 8-SACK STANDARD

OLB Justin Houston has tallied at least 4 sacks in each of his 12 seasons and at least 8 sacks eight times during his career.

### AMONG ACTIVE NFL DEFENDERS

#### MOST 8-SACK SEASONS

Rk.	Player (Team)	Seasons
1.	Von Miller (Buf.)	10
2.	<b>Justin Houston (Bal.)</b>	<b>8</b>
	Aaron Donald (LAR)	8
	Cameron Jordan (NO)	8
4.	Carlos Dunlap (KC)	7
	Chandler Jones (LV)	7
	Y. Ngakoue / K. Mack	7

#### MOST 4-SACK SEASONS

Rk.	Player (Team)	Seasons
1.	<b>Calais Campbell (Bal.)</b>	<b>13</b>
	Carlos Dunlap (KC)	13
3.	<b>Justin Houston (Bal.)</b>	<b>12</b>
4.	Cameron Jordan (NO)	11
	Von Miller (Buf.)	11
	Ndamukong Suh (Phi.)	11
7.	J. Hughes/C. Jones/R. Quinn	10

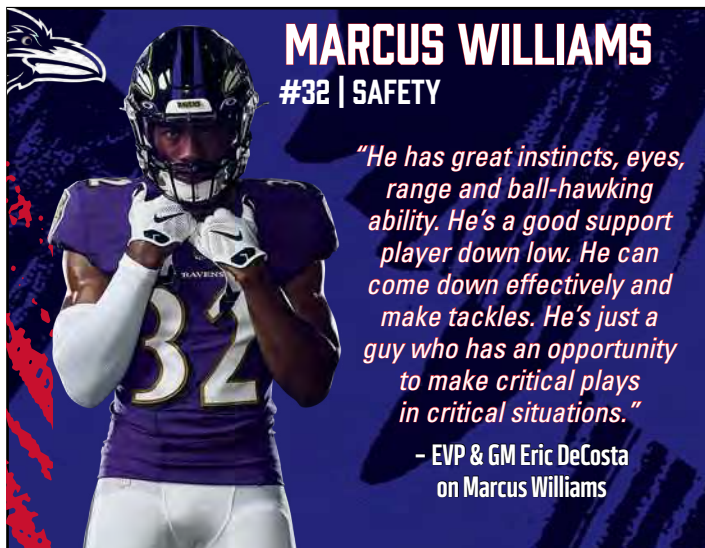
## HOUSTON NOTES TO KNOW

- Houston's additional accolades include: Art Rooney Sportsmanship Award Finalist (2020), Kansas City Chiefs Ed Block Courage Award (2016) and Deacon Jones Award (2014).

- Since entering the league in 2011, Houston has posted four safeties, tying (Jared Allen, Doug English and Ted Hendricks) for the most in NFL history.

- Houston is one of 41 players (since 1982) to reach the coveted century-sack mark. Since entering the league in 2011, his 111.5 sacks are the NFL's fifth most.

# PLAYER NOTES – WILLIAMS



## MARCUS WILLIAMS #32 | SAFETY

*“He has great instincts, eyes, range and ball-hawking ability. He’s a good support player down low. He can come down effectively and make tackles. He’s just a guy who has an opportunity to make critical plays in critical situations.”*

– EVP & GM Eric DeCosta on Marcus Williams

### TAKEAWAY TACTICIAN

S Marcus Williams posted 5 takeaways (4 INTs & 1 FR) in 2022, tying for the fourth most among NFL safeties.

#### TOTAL TAKEAWAYS / NFL SAFETIES / 2022

Rk.	Player (Team)	Takeaways	INTs	FRs
1.	Justin Simmons (Den.)	7	6	1
2.	C.J. Gardner-Johnson (Phi.)	6	6	0
3.	Minkah Fitzpatrick (Pit.)	6	6	0
4.	<b>Marcus Williams (Bal.)</b>	<b>5</b>	<b>4</b>	<b>1</b>
	Vonn Bell (Cin.)	5	4	1
	Darrick Forrest (Was.)	5	4	1
	Tashaun Gipson (SF)	5	5	0
	Devin McCourty (NE)	5	4	1
	Jalen Pitre (Hou.)	5	5	0
	Harrison Smith (Min.)	5	5	0

### DYNAMIC DUO

CB Marlon Humphrey and S Marcus Williams make up one of the NFL’s two duos (Patrick Peterson & Harrison Smith - Min.) to have recorded at least 5 takeaways each in 2022.



MARCUS WILLIAMS

**5** Takeaways  
**4** INTs  
**1** FR

MARLON HUMPHREY

**5** Takeaways  
**2** INTs  
**3** FRs

### MARCUS’ MARKS

✗ Williams’ 5 takeaways (4 INTs & 1 FR) in 2022 are a career high, surpassing his 2017 & 2019 campaigns, in which he produced 4 takeaways, respectively.

✗ Williams has produced at least 50 tackles and multiple INTs in each of his first six full seasons (2017-22), joining Tyrann Mathieu, Jordan Poyer and Justin Simmons as the only players to reach those marks each season from 2017-22.

✗ In 2022, Williams became the first Raven in franchise history to produce 3 INTs in the first two games of a season.

✗ In 2021, Williams recorded a career-high 74 tackles (52 solo), 2 INTs, 8 PD and 1 FF for a Saints defense that finished seventh in yards allowed per game (318.2 ypg) and fourth in points allowed per game (19.7 ppg).

✗ Williams earned PFWA All-Rookie team honors in 2017 after posting 71 tackles (56 solo), 7 PD and 4 INTs for the Saints. He tied for third in tackles (71) and second in INTs (4) among rookie DBs.

### RANKS SINCE WILLIAMS ENTERED THE NFL

#### CHARTS AMONG NFL SAFETIES / SINCE 2017

##### MOST INTERCEPTIONS

Rk.	Player	INTs
1.	Kevin Byard (Ten.)	27
2.	Justin Simmons (Den.)	25
3.	Quandre Diggs (Sea.)	23
4.	Jordan Poyer (Buf.)	22
	Harrison Smith (Min.)	22
6.	Tyrann Mathieu (KC)	20
7.	<b>Marcus Williams (Bal.)</b>	<b>19</b>
	Minkah Fitzpatrick (Pit.)	19

##### MOST INT-RETURN YARDS


Rk.	Player	Yards
1.	Minkah Fitzpatrick (Pit.)	383
2.	Tashaun Gipson (SF)	378
3.	Quandre Diggs (Sea.)	363
4.	Kevin Byard (Ten.)	333
5.	Justin Simmons (Den.)	320
6.	<b>Marcus Williams (Bal.)</b>	<b>294</b>

##### HIGHEST INT-RETURN AVG. (MIN. 12 INTs)

Rk.	Player	Avg.
1.	Tashaun Gipson Sr. (SF)	22.2
2.	Minkah Fitzpatrick (Pit.)	20.2
3.	Devin McCourty (NE)	17.7
4.	Eddie Jackson (Chi.)	16.1
5.	Quandre Diggs (Sea.)	15.8
6.	<b>Marcus Williams (Bal.)</b>	<b>15.5</b>



# PLAYER NOTES - BOWSER & QUEEN



**TYUS BOWSER**  
#54 | OUTSIDE LINEBACKER

*"I work my tail off each and every day to work to be in this position, and that's to be a leader on this field, leader to the guys in the locker room and just trying to be a good influence overall – not only for the organization, but just for my family, for other people, for the City of Baltimore, for the City of Tyler [Texas]."*

– OLB Tyus Bowser

## PLAYERS W/ AT LEAST 18 SACKS & 4 INTs / SINCE 2017



BALTIMORE

**TYUS BOWSER**  
19.5 SACKS / 4 INTs



BALTIMORE

**ROQUAN SMITH**  
18.5 SACKS / 8 INTs



PITTSBURGH

**T.J. WATT**  
77.5 SACKS / 6 INTs



GREEN BAY

**PRESTON SMITH**  
45.5 SACKS / 4 INTs



SEATTLE

**JAMAL ADAMS**  
21.5 SACKS / 4 INTs

## BOWSER PICKS IT OFF

OLB Tyus Bowser's 4 career INTs currently rank sixth all time in franchise history at the linebacker position.

### MOST INTERCEPTIONS BY A RAVENS LINEBACKER

Rk.	Player (Years)	INTs
1.	Ray Lewis (1996-2012)	31
2.	C.J. Mosley (2014-18)	9
3.	Terrell Suggs (2003-18)	7
4.	Adalius Thomas (2000-06)	6
5.	Daryl Smith (2013-15)	5
6.	Tyus Bowser (2017-present)	4

## BOWSER'S 2021 CAREER YEAR

• In 2021, Bowser set single-season career highs in tackles (56), TFL (8), sacks (7), QBHs (15) & FFs (2). He tore his Achilles tendon in the final game of the 2021 campaign, but returned to action on 11/7/22 vs. NO for his first game of 2022.

## PLAYERS W/ AT LEAST 250 TACKLES & 25 TFL SINCE 2020



**ROQUAN SMITH**  
469 TKLS  
41 TFL



**DEVIN WHITE**  
372 TKLS  
31 TFL



**DEMARIO DAVIS**  
327 TKLS  
33 TFL



**PATRICK QUEEN**  
319 TKLS  
28 TFL

Dating back to 2001, ILB Patrick Queen and his former LSU teammate, LB Devin White, are the only defenders to produce at least 200 tackles, 5 sacks, 3 FFs and 3 FRs in a player's first two seasons of an NFL career.



BALTIMORE

**PATRICK QUEEN**



TAMPA BAY

**DEVIN WHITE**

## THE KING OF QUEENS

Ravens third-year ILB Patrick Queen was the fifth linebacker selected in the 2020 NFL Draft. Below are the LBs who were selected before him and their stats through three NFL seasons.

### NFL STATISTICS THROUGH WEEK 17 OF 2022

Player (Pick / Team)	GP/GS	TT	TFL	Sacks	INTs	PD	FFs	FRs
Isaiah Simmons (8th/Ari.)	49-36	241	12	7.5	3	15	7	2
K'Lavon Chaisson (20th/Jax.)	39-11	59	7	3.0	0	1	0	0
Kenneth Murray (23rd/LAC)	44-38	214	14	2.0	1	6	1	0
Jordyn Brooks (27th/Sea.)	47-39	401	15	2.0	0	12	1	2
Patrick Queen (28th/Bal.)	50-50	320	28	10.0	3	9	4	4



**PATRICK QUEEN**  
#6 | INSIDE LINEBACKER

**105**  
TACKLES  
[2020 TEAM LEADER]

**98**  
TACKLES  
[2021 TEAM LEADER]

**117**  
TACKLES  
[2022 TEAM LEADER]

# PLAYER NOTES - TUCKER



**JUSTIN TUCKER**  
#9 | KICKER

- 12X** PLAYER OF THE WEEK [FRANCHISE RECORD]
- 7X** AFC SPECIAL TEAMS PLAYER OF THE MONTH
- 6X** PRO BOWLER
- 5X** FIRST-TEAM ALL-PRO
- 2X** SECOND-TEAM ALL-PRO

## TUCKER RANKS NO. 1 ALL TIME

Six-time Pro Bowl K Justin Tucker, the most accurate kicker ever, owns a 90.5 success mark.

### BEST CAREER FIELD GOAL PERCENTAGE [NFL HISTORY / MIN. 100 ATTEMPTS]

Rk.	Player (Team)	FGM - FGA	Pct.
1.	Justin Tucker (Bal.)	363-401	90.5
2.	Younghoe Koo (Atl.)	122-137	89.1
3.	Daniel Carlson (LV)	143-162	88.3
4.	Harrison Butker (KC)	164-186	88.2
5.	Matt Gay (LAR)	101-115	87.8

## TUCKER HITS THE MARK

Since entering the league in 2012, K Justin Tucker ranks at or near the top of several NFL kicking categories:

<p><b>363</b> Field Goals Made</p> <p>NFL's Most Since 2012</p>	<p><b>1,502</b> Points Scored</p> <p>NFL's Most Since 2012</p>	<p><b>90.5</b> Career FG Percentage</p> <p>Best Mark in NFL History</p>
<p><b>161</b> 40+ Yard FGM</p> <p>NFL's Most Since 2012</p>	<p><b>57</b> 50+ Yard FGM</p> <p>NFL's Third Most All Time</p>	<p><b>8</b> Games w/ Dual 50+ FGM</p> <p>Tied for No. 2 in NFL History</p>

## TUCKER'S CHART TALK

### MOST FIELD GOALS MADE / SINCE 2012 / ACTIVE KICKERS

Rk.	Player (Team)	FGM
1.	Justin Tucker (Bal.)	363
2.	Greg Zuerlein (NYJ)	294
3.	Matt Prater (Ari.)	282
4.	Mason Crosby (GB)	264
5.	Robbie Gould (SF)	260

### MOST POINTS SCORED / SINCE 2012 / ACTIVE KICKERS

Rk.	Player (Team)	Points
1.	Justin Tucker (Bal.)	1,502
2.	Matt Prater (Ari.)	1,271
3.	Mason Crosby (GB)	1,269
4.	Greg Zuerlein (NYJ)	1,249
5.	Robbie Gould (SF)	1,155

### FGM FROM 50-PLUS YARDS / NFL HISTORY

Rk.	Player (GP)	50+ FGM
1.	Matt Prater (233)	71
2.	Sebastian Janikowski (284)	58
3.	Justin Tucker (178)	57
4.	Jason Hanson (327)	52

## CRUNCHTIME NOTES

✗ Tucker connected on 65 consecutive fourth quarter/OT FGAs without a miss from 9/11/16-11/20/22 and 82 consecutive second half/OT FGAs without a miss from 11/19/17-11/27/22, marking the longest such streaks in NFL history. A potential game-winning, career-long 67-yard FGA at Jax. (11/27/22) snapped his record-long streaks.

✗ Tucker is 26-of-28 (92.9%) in the final two minutes of regulation, 17-of-18 on tries in the final minute of regulation and a perfect 5-of-5 on OT attempts throughout his career.

✗ Tucker owns seven career regular season game-winning FGs with no time remaining in regulation, marking the most by a kicker in NFL history. Of those seven, four occurred while his team was trailing, also marking the most in NFL history.

## 19 GAME-WINNING FIELD GOALS [REG. + POST.]

- 2022: Week 5 vs. Cin., 43 yds
- 2021: Week 9 vs. Min., 36 yds OT
- 2021: Week 3 at Det., 66 yds\*
- 2020: Week 14 at Cle., 55 yds
- 2019: Week 13 vs. SF, 49 yds
- 2019: Week 5 at Pit., 46 yds OT
- 2018: Week 11 vs. Cin., 24 yds
- 2016: Week 3 at Jax., 53 yds
- 2016: Week 2 at Cle., 49 yds
- 2015: Week 11 vs. STL, 47 yds
- 2015: Week 8 vs. SD, 39 yds
- 2015: Week 4 at Pit., 52 yds OT
- 2014: Week 3 at Cle., 32 yds
- 2013: Week 15 at Det., 61 yds
- 2013: Week 10 vs. Cin., 46 yds OT
- 2013: Week 5 at Mia., 44 yds
- 2012: Div. at Den., 47 yds 2OT
- 2012: Week 12 at SD, 38 yds OT
- 2012: Week 3 vs. NE, 27 yds

\*NFL Record



# PLAYER NOTES - TUCKER

## LONGEST FIELD GOALS MADE / NFL HISTORY

Player (Date)	Distance	Player (Date)	Distance
<b>Justin Tucker (9/26/21)</b>	<b>66</b>	Jason Elam (10/25/98)	63
Matt Prater (12/8/13)	64	Graham Gano (10/7/18)	63
David Akers (9/9/12)	63	S. Janikowski (9/12/11)	63
Tom Dempsey (11/8/70)	63	Brett Maher (10/20/19)	63

## TUCKER TIDBITS

✗ In 2022, Tucker posted a league-leading 37 FGs and single-season career-high 142 points, leading the AFC in scoring, en route to his sixth-career Pro Bowl honor. He was 1 point shy of Jason Myers' league-leading 143 points with Seattle.

✗ In 2022, Tucker recorded his seventh-straight season with at least 130 points and eighth overall season with at least 30 FGM, each marking an NFL record.

✗ Tucker's 94.7 career FG% in the second half/OT (178-of-188) ranks as the NFL's best such mark of all time.

✗ Since PATs were moved back to the 15-yard line in 2015, Tucker (303-of-308) has produced the NFL's best PAT percentage (98.4, min. 100 attempts).

✗ Tucker owns the most multi-FG games (113), total FGM (37) and points scored (1,502) through a player's first 11 seasons of a career in NFL history.

✗ Tucker's 6 FGs on 12/16/13 at Det. set a team record and a single-game NFL high in 2013. He became the first kicker ever to connect from the 20-, 30-, 40-, 50- & 60-yard range in a game.

✗ An NFL single-season record 24 of Tucker's 38 FGM in 2016 came from 40 yards or beyond, while his 10 FGM of 50-plus yards in 2016 tie (Blair Walsh, 2012 & Brandon McManus, 2020) for the most in NFL history. (Tucker was a perfect 10-for-10 from 50 yards and out in 2016.)

## PLAYER OF THE MONTH AWARDS

### PLAYER OF THE MONTH AWARDS / SINCE AWARD INCEPTION

Rk.	Player	No.
1.	Tom Brady	11
2.	Aaron Rodgers	10
3.	Peyton Manning	8
4.	<b>Justin Tucker</b>	<b>7</b>
5.	Brett Favre	6
	Barry Sanders	6
	Bruce Smith	6
	J.J. Watt	6
	Steve Young	6

**363** FGM in Tucker's career, marking the most in franchise history.

**1,502** points scored in Tucker's career, marking the most in Ravens history and the most by an NFL player in the first 11 years of a career.

**57** FGM from 50+ yards, marking the third most in NFL history.

**142** points scored by Tucker in 2022, marking a franchise record and a personal single-season high.

## RAVENS KICKING CHARTS

MOST POINTS SCORED		MOST FIELD GOALS MADE			
Rk.	Name (Seasons)	Points	Rk.	Name (Seasons)	FGM
1.	<b>Justin Tucker (2012-22)</b>	<b>1,502</b>	1.	<b>Justin Tucker (2012-22)</b>	<b>363</b>
2.	Matt Stover (1996-2008)	1,464	2.	Matt Stover (1996-2008)	354
3.	Billy Cundiff (2009-11)	294	3.	Billy Cundiff (2009-11)	66
4.	Jamal Lewis (2000-06)	284	4.	Stephen Hauschka (2008-09)	10
5.	Ray Rice (2008-13)	260	5.	Shayne Graham (2011)	2

## TUCKER'S SPLITS

**Tucker, the most accurate kicker in NFL history, owns a 90.5% success mark (363-of-401).**

20-29	97-97	100%
30-39	105-108	97.2%
40-49	104-116	89.7%
50+	57-80	71.3%
2012	30-33	90.9%
2013	38-41	92.7%
2014	29-34	85.3%
2015	33-40	82.5%
2016	38-39	97.4%
2017	34-37	91.9%
2018	35-39	89.7%
2019	28-29	96.6%
2020	26-29	89.7%
2021	35-37	94.6%
2022	37-43	86.0%
Home	178-200	89.0%
Away	185-201	92.0%
vs. AFC	263-291	90.4%
vs. NFC	100-110	90.9%
AFC North	139-153	90.8%
1st Qtr.	63-73	86.3%
2nd Qtr.	122-140	87.1%
3rd Qtr.	60-62	96.8%
4th Qtr.	113-121	93.4%
Overtime	5-5	100%

## FAST & FURIOUS

Since entering the league in 2012, K Justin Tucker has reached several marks faster than any other player in NFL history:



# ALPHABETICAL ROSTER

NO.	NAME	POS	HT	WT	AGE	EXP	COLLEGE	HOMETOWN	HOW ACQ
89	Andrews, Mark	TE	6-5	247	27	5	Oklahoma	Scottsdale, AZ	D3b '18
54	Bowser, Tyus	OLB	6-3	242	27	6	Houston	Tyler, TX	D2 '17
12	Brown, Anthony	QB	6-1	228	24	R	Oregon	Cliffwood, NJ	FA '22
93	Campbell, Calais	DE	6-8	307	36	15	Miami (FL)	Denver, CO	TR (Jax.) '20
36	Clark, Chuck	S	6-0	209	27	6	Virginia Tech	Suffolk, VA	D6 '17
66	Cleveland, Ben	G	6-6	370	24	2	Georgia	Toccoa, GA	D3a '21
63	Colon, Trystan	C/G	6-3	320	24	3	Missouri	Webb City, MO	FA '20
27	Dobbins, J.K.	RB	5-10	212	24	3	Ohio State	La Grange, TX	D2 '20
17	Drake, Kenyan	RB	6-1	210	28	7	Alabama	Marietta, GA	FA '22
35	Edwards, Gus	RB	6-1	238	27	5	Rutgers	Liberia	FA '18
77	Faalele, Daniel	T	6-8	380	23	R	Minnesota	Melbourne, Australia	D4a '22
14	Hamilton, Kyle	S	6-4	221	21	R	Notre Dame	Atlanta, GA	D1a '22
40	Harrison, Malik	LB	6-3	259	24	3	Ohio State	Columbus, OH	D3c '20
43	Hill, Justice	RB	5-10	200	25	4	Oklahoma State	Tulsa, OK	D4a '19
50	Houston, Justin	OLB	6-3	270	33	12	Georgia	Statesboro, GA	FA '21
44	Humphrey, Marlon	CB	6-0	205	26	6	Alabama	Hoover, AL	D1 '17
2	Huntley, Tyler	QB	6-1	204	24	3	Utah	Hallandale Beach, FL	FA '20
8	Jackson, Lamar	QB	6-2	230	25	5	Louisville	Pompano Beach, FL	D1b '18
98	Jones, Travis	DT	6-4	334	23	R	Connecticut	New Haven, CT	D3 '22
88	Kolar, Charlie	TE	6-6	250	23	R	Iowa State	Norman, OK	D4c '22
80	Likely, Isaiah	TE	6-4	241	22	R	Coastal Carolina	Cambridge, MA	D4e '22
64	Linderbaum, Tyler	C	6-2	305	22	R	Iowa	Solon, IA	D1b '22
92	Madubuike, Justin	DT	6-3	293	25	3	Texas A&M	McKinney, TX	D3a '20
65	Mekari, Patrick	OL	6-4	305	25	4	Cal-Berkeley	Westlake Village, CA	FA '19
46	Moore, Nick	LS	6-2	253	30	3	Georgia	Snellville, GA	FA '20
78	Moses, Morgan	T	6-6	320	31	9	Virginia	North Chesterfield, VA	UFA (NYJ) '22
90	Ojabo, David	OLB	6-4	255	22	R	Michigan	Aberdeen, Scotland	D2 '22
84	Oliver, Josh	TE	6-5	259	25	4	San Jose State	Paso Robles, CA	TR (Jax.) '21
99	Oweh, Odafe	OLB	6-5	257	24	2	Penn State	Hackensack, NJ	D1b '21
24	Peters, Marcus	CB	6-0	197	29	8	Washington	Oakland, CA	TR (LAR) '19
53	Phillips, Del'Shawn	LB	6-2	230	26	3	Illinois	Highland Park, MI	FA '22
4	Pierre-Paul, Jason	OLB	6-5	275	34	13	South Florida	Deerfield Beach, FL	FA '22
72	Powers, Ben	G	6-4	338	26	4	Oklahoma	Wichita, KS	D4b '19
3	Proche II, James	WR	5-11	191	26	3	Southern Methodist	Dallas, TX	D6 '20
6	Queen, Patrick	ILB	6-0	237	23	3	Louisiana State	Ventress, LA	D1 '20
42	Ricard, Patrick	FB	6-3	305	28	6	Maine	Spencer, MA	FA '17
10	Robinson, Demarcus	WR	6-1	203	28	7	Florida	Fort Valley, GA	FA '22
25	Seymour, Kevon	CB	6-0	188	29	6	Southern California	Pasadena, CA	FA '21
18	Smith, Roquan	ILB	6-1	232	25	5	Georgia	Montezuma, GA	TR (Chi.) '22
79	Stanley, Ronnie	T	6-6	315	28	7	Notre Dame	Las Vegas, NV	D1 '16
21	Stephens, Brandon	DB	6-1	215	25	2	Southern Methodist	Plano, TX	D3b '21
26	Stone, Geno	S	5-11	209	23	3	Iowa	New Castle, PA	D7 '20
11	Stout, Jordan	P	6-3	214	24	R	Penn State	Abingdon, VA	D4d '22
9	Tucker, Justin	K	6-1	184	33	11	Texas	Austin, TX	FA '12
97	Urban, Brent	DE	6-7	309	31	8	Virginia	Mississauga, ON, CAN	FA '22
16	Wallace, Tylan	WR	5-11	198	23	2	Oklahoma State	Fort Worth, TX	D4 '21
96	Washington, Broderick	DT	6-2	314	26	3	Texas Tech	Longview, TX	D5 '20
82	Watkins, Sammy	WR	6-1	211	29	9	Clemson	Fort Myers, FL	FA '22
57	Welch, Kristian	LB	6-3	242	24	3	Iowa	Iola, WI	FA '20
22	Williams, Damarion	CB	5-10	180	24	R	Houston	Miami, FL	D4f '22
32	Williams, Marcus	S	6-1	207	26	6	Utah	Eastvale, CA	UFA (NO) '22
41	Worley, Daryl	CB	6-1	205	27	6	West Virginia	Philadelphia, PA	FA '22
70	Zeitler, Kevin	G	6-4	339	32	11	Wisconsin	Waukesha, WI	FA '21

## Practice Squad (16)

11	Black, Tarik	WR	6-3	213	24	1	Texas	Hamden, CT	FA-22
86	Boyle, Nick	TE	6-4	261	29	8	Delaware	Sussex, NJ	D5a '15
85	Bridges, Shemar	WR	6-4	208	25	R	Fort Valley State	Jacksonville, FL	FA '22
56	Bynes, Josh	ILB	6-1	235	33	11	Auburn	Lauderdale Lakes, FL	FA '21
5	Hundley, Brett	QB	6-3	229	29	6	UCLA	Chandler, AZ	FA '22
83	Isabella, Andy	WR	5-9	188	26	4	Massachusetts	Mayfield, OH	FA '22
33	Keyes, BoPete	CB	6-1	202	25	3	Tulane	Laurel, MS	FA '22
38	Mason, Ben	FB/TE	6-3	258	23	1	Michigan	Newtown, CT	FA '22
69	McKenzie, Kahlil	G	6-3	345	25	3	Tennessee	Green Bay, WI	FA '21
48	Moon, Jeremiah	OLB	6-5	247	24	R	Florida	Hoover, AL	FA '22
91	Nichols, Rayshad	DT	6-2	305	23	R	Stephen F. Austin	Bridge City, LA	FA '22
74	Sharpe, David	T	6-6	346	27	5	Florida	Jacksonville, FL	FA '21
76	Simpson, John	G	6-4	324	25	3	Clemson	North Charleston, SC	FA '22
87	Thomas, Mike	WR	6-1	197	28	7	Southern Mississippi	Chicago, IL	FA '22
81	Victor, Binjimen	WR	6-4	191	25	1	Ohio State	Pompano Beach, FL	FA '21
29	Washington, Ar'Darius	S	5-8	176	23	2	Texas Christian	Shreveport, LA	FA '21

## Injured Reserve (9)

5	Armour-Davis, JalyN	CB	6-1	195	23	R	Alabama	Mobile, AL	D4b '22
7	Bateman, Rashod	WR	6-1	197	23	2	Minnesota	Tifton, GA	D1a '21
47	Biegel, Vince	LB	6-3	246	29	6	Wisconsin	Marshfield, WI	FA '22
13	Duvernay, Devin	WR	5-11	202	25	3	Texas	Sachse, TX	D3b '20
23	Fuller, Kyle	CB	5-11	200	30	9	Virginia Tech	Baltimore, MD	FA '22
59	Hayes, Daelin	OLB	6-4	257	24	2	Notre Dame	Belleville, MI	D5b '21
71	James, Ja'Wuan	T	6-6	323	30	8	Tennessee	Atlanta, GA	FA '21
60	Means, Steven	OLB	6-3	269	32	8	Buffalo	Buffalo, NY	FA '22
58	Pierce, Michael	NT	6-0	355	30	6	Samford	Daphne, AL	FA '22

## Injured Reserve - Designated For Return (1)

51	Ross, Josh	ILB	6-0	229	23	R	Michigan	Southfield, MI	FA '22
----	------------	-----	-----	-----	----	---	----------	----------------	--------





# NUMERICAL ROSTER

NO.	NAME	POS	HT	WT	AGE	EXP	COLLEGE	HOMETOWN	HOW ACQ
2	Tyler Huntley	QB	6-1	204	24	3	Utah	Hallandale Beach, FL	FA '20
3	James Proche II	WR	5-11	191	26	3	Southern Methodist	Dallas, TX	D6 '20
4	Jason Pierre-Paul	OLB	6-5	275	34	13	South Florida	Deerfield Beach, FL	FA '22
6	Patrick Queen	ILB	6-0	237	23	3	Louisiana State	Ventress, LA	D1 '20
8	Lamar Jackson	QB	6-2	230	25	5	Louisville	Pompano Beach, FL	D1b '18
9	Justin Tucker	K	6-1	184	33	11	Texas	Austin, TX	FA '12
10	Demarcus Robinson	WR	6-1	203	28	7	Florida	Fort Valley, GA	FA '22
11	Jordan Stout	P	6-3	214	24	R	Penn State	Abingdon, VA	D4d '22
12	Anthony Brown	QB	6-1	228	24	R	Oregon	Cliffwood, NJ	FA '22
14	Kyle Hamilton	S	6-4	221	21	R	Notre Dame	Atlanta, GA	D1a '22
16	Tylan Wallace	WR	5-11	198	23	2	Oklahoma State	Fort Worth, TX	D4 '21
17	Kenyan Drake	RB	6-1	210	28	7	Alabama	Marietta, GA	FA '22
18	Roquan Smith	ILB	6-1	232	25	5	Georgia	Montezuma, GA	TR (Chi.) '22
21	Brandon Stephens	DB	6-1	215	25	2	Southern Methodist	Plano, TX	D3b '21
22	Damarion Williams	CB	5-10	180	24	R	Houston	Miami, FL	D4f '22
24	Marcus Peters	CB	6-0	197	29	8	Washington	Oakland, CA	TR (LAR) '19
25	Kevon Seymour	CB	6-0	188	29	6	Southern California	Pasadena, CA	FA '21
26	Geno Stone	S	5-11	209	23	3	Iowa	New Castle, PA	D7 '20
27	J.K. Dobbins	RB	5-10	212	24	3	Ohio State	La Grange, TX	D2 '20
32	Marcus Williams	S	6-1	207	26	6	Utah	Eastvale, CA	UFA (NO) '22
35	Gus Edwards	RB	6-1	238	27	5	Rutgers	Liberia	FA '18
36	Chuck Clark	S	6-0	209	27	6	Virginia Tech	Suffolk, VA	D6 '17
40	Malik Harrison	LB	6-3	259	24	3	Ohio State	Columbus, OH	D3c '20
41	Daryl Worley	CB	6-1	205	27	6	West Virginia	Philadelphia, PA	FA '22
42	Patrick Ricard	FB	6-3	305	28	6	Maine	Spencer, MA	FA '17
43	Justice Hill	RB	5-10	200	25	4	Oklahoma State	Tulsa, OK	D4a '19
44	Marlon Humphrey	CB	6-0	205	26	6	Alabama	Hoover, AL	D1 '17
46	Nick Moore	LS	6-2	253	30	3	Georgia	Snellville, GA	FA '20
50	Justin Houston	OLB	6-3	270	33	12	Georgia	Statesboro, GA	FA '21
53	Del'Shawn Phillips	LB	6-2	230	26	3	Illinois	Highland Park, MI	FA '22
54	Tyus Bowser	OLB	6-3	242	27	6	Houston	Tyler, TX	D2 '17
57	Kristian Welch	LB	6-3	242	24	3	Iowa	Iola, WI	FA '20
63	Trystan Colon	C/G	6-3	320	24	3	Missouri	Webb City, MO	FA '20
64	Tyler Linderbaum	C	6-2	305	22	R	Iowa	Solon, IA	D1b '22
65	Patrick Mekari	OL	6-4	305	25	4	Cal-Berkeley	Westlake Village, CA	FA '19
66	Ben Cleveland	G	6-6	370	24	2	Georgia	Toccoa, GA	D3a '21
70	Kevin Zeitler	G	6-4	339	32	11	Wisconsin	Waukesha, WI	FA '21
72	Ben Powers	G	6-4	338	26	4	Oklahoma	Wichita, KS	D4b '19
77	Daniel Faalele	T	6-8	380	23	R	Minnesota	Melbourne, Australia	D4a '22
78	Morgan Moses	T	6-6	320	31	9	Virginia	North Chesterfield, VA	UFA (NYJ) '22
79	Ronnie Stanley	T	6-6	315	28	7	Notre Dame	Las Vegas, NV	D1 '16
80	Isaiah Likely	TE	6-4	241	22	R	Coastal Carolina	Cambridge, MA	D4e '22
82	Sammy Watkins	WR	6-1	211	29	9	Clemson	Fort Myers, FL	FA '22
84	Josh Oliver	TE	6-5	259	25	4	San Jose State	Paso Robles, CA	TR (Jax.) '21
88	Charlie Kolar	TE	6-6	250	23	R	Iowa State	Norman, OK	D4c '22
89	Mark Andrews	TE	6-5	247	27	5	Oklahoma	Scottsdale, AZ	D3b '18
90	David Ojabo	OLB	6-4	255	22	R	Michigan	Aberdeen, Scotland	D2 '22
92	Justin Madubuike	DT	6-3	293	25	3	Texas A&M	McKinney, TX	D3a '20
93	Calais Campbell	DE	6-8	307	36	15	Miami (FL)	Denver, CO	TR (Jax.) '20
96	Broderick Washington	DT	6-2	314	26	3	Texas Tech	Longview, TX	D5 '20
97	Brent Urban	DE	6-7	309	31	8	Virginia	Mississauga, ON, CAN	FA '22
98	Travis Jones	DT	6-4	334	23	R	Connecticut	New Haven, CT	D3 '22
99	Odafe Oweh	OLB	6-5	257	24	2	Penn State	Hackensack, NJ	D1b '21

## Practice Squad (16)

5	Brett Hundley	QB	6-3	229	29	6	UCLA	Chandler, AZ	FA '22
11	Tarik Black	WR	6-3	213	24	1	Texas	Hamden, CT	FA '22
29	Ar'Darius Washington	S	5-8	176	23	2	Texas Christian	Shreveport, LA	FA '21
33	BoPete Keyes	CB	6-1	202	25	3	Tulane	Laurel, MS	FA '22
38	Ben Mason	FB/TE	6-3	258	23	1	Michigan	Newtown, CT	FA '22
48	Jeremiah Moon	OLB	6-5	247	24	R	Florida	Hoover, AL	FA '22
56	Josh Bynes	ILB	6-1	235	33	11	Auburn	Lauderdale Lakes, FL	FA '21
69	Kahlil McKenzie	G	6-3	345	25	3	Tennessee	Green Bay, WI	FA '21
74	David Sharpe	T	6-6	346	27	5	Florida	Jacksonville, FL	FA '21
76	John Simpson	G	6-4	324	25	3	Clemson	North Charleston, SC	FA '22
81	Binjimen Victor	WR	6-4	191	25	1	Ohio State	Pompano Beach, FL	FA '21
83	Andy Isabella	WR	5-9	188	26	4	Massachusetts	Mayfield, OH	FA '22
85	Shemar Bridges	WR	6-4	208	25	R	Fort Valley State	Jacksonville, FL	FA '22
86	Nick Boyle	TE	6-4	261	29	8	Delaware	Sussex, NJ	D5a '15
87	Mike Thomas	WR	6-1	197	28	7	Southern Mississippi	Chicago, IL	FA '22
91	Rayshad Nichols	DT	6-2	305	23	R	Stephen F. Austin	Bridge City, LA	FA '22

## Injured Reserve (9)

5	Jalyn Armour-Davis	CB	6-1	195	23	R	Alabama	Mobile, AL	D4b '22
7	Rashod Bateman	WR	6-1	197	23	2	Minnesota	Tifton, GA	D1a '21
13	Devin Duvernay	WR	5-11	202	25	3	Texas	Sachse, TX	D3b '20
23	Kyle Fuller	CB	5-11	200	30	9	Virginia Tech	Baltimore, MD	FA '22
47	Vince Biegel	LB	6-3	246	29	6	Wisconsin	Marshfield, WI	FA '22
58	Michael Pierce	NT	6-0	355	30	6	Samford	Daphne, AL	FA '22
59	Daelin Hayes	OLB	6-4	257	24	2	Notre Dame	Belleville, MI	D5b '21
60	Steven Means	OLB	6-3	269	32	8	Buffalo	Buffalo, NY	FA '22
71	Ja'Wuan James	T	6-6	323	30	8	Tennessee	Atlanta, GA	FA '21

## Injured Reserve - Designated For Return (1)

51	Josh Ross	ILB	6-0	229	23	R	Michigan	Southfield, MI	FA '22
----	-----------	-----	-----	-----	----	---	----------	----------------	--------



# POSITIONAL ROSTER

NO.	NAME	POS.	HT.	WT.	AGE	EXP.	COLLEGE	HOMETOWN	HOW ACQ.
<b>QUARTERBACKS (4)</b>									
2	Huntley, Tyler	QB	6-1	204	24	3	Utah	Hallandale Beach, FL	FA '20
5	Hundley, Brett (PS)	QB	6-3	229	29	6	UCLA	Chandler, AZ	FA '22
8	Jackson, Lamar	QB	6-2	230	25	5	Louisville	Pompano Beach, FL	D1b '18
12	Brown, Anthony	QB	6-1	228	24	R	Oregon	Cliffwood, NJ	FA '22
<b>RUNNING BACKS (6)</b>									
17	Drake, Kenyan	RB	6-1	210	28	7	Alabama	Marietta, GA	FA '22
27	Dobbins, J.K.	RB	5-10	212	24	3	Ohio State	La Grange, TX	D2 '20
35	Edwards, Gus	RB	6-1	238	27	5	Rutgers	Liberia	FA '18
38	Mason, Ben (PS)	FB/TE	6-3	258	23	1	Michigan	Newtown, CT	FA '22
42	Ricard, Patrick	FB	6-3	305	28	6	Maine	Spencer, MA	FA '17
43	Hill, Justice	RB	5-10	200	25	4	Oklahoma State	Tulsa, OK	D4a '19
<b>WIDE RECEIVERS (11)</b>									
3	Proche II, James	WR	5-11	191	26	3	Southern Methodist	Dallas, TX	D6 '20
7	Bateman, Rashod (IR)	WR	6-1	197	23	2	Minnesota	Tifton, GA	D1a '21
10	Robinson, Demarcus	WR	6-1	203	28	7	Florida	Fort Valley, GA	FA '22
11	Black, Tarik (PS)	WR	6-3	213	24	1	Texas	Hamden, CT	FA '22
13	Duvernay, Devin (IR)	WR	5-11	202	25	3	Texas	Sachse, TX	D3b '20
16	Wallace, Tylan	WR	5-11	198	23	2	Oklahoma State	Fort Worth, TX	D4 '21
81	Victor, Binjimen (PS)	WR	6-4	191	25	1	Ohio State	Pompano Beach, FL	FA '21
82	Watkins, Sammy	WR	6-1	211	29	9	Clemson	Fort Myers, FL	FA '22
83	Isabella, Andy (PS)	WR	5-9	188	26	4	Massachusetts	Mayfield, OH	FA '22
85	Bridges, Shemar (PS)	WR	6-4	208	25	R	Fort Valley State	Jacksonville, FL	FA '22
87	Thomas, Mike (PS)	WR	6-1	197	28	7	Southern Mississippi	Chicago, IL	FA '22
<b>TIGHT ENDS (5)</b>									
80	Likely, Isaiah	TE	6-4	241	22	R	Coastal Carolina	Cambridge, MA	D4e '22
84	Oliver, Josh	TE	6-5	259	25	4	San Jose State	Paso Robles, CA	TR (Jax.) '21
86	Boyle, Nick (PS)	TE	6-4	261	29	8	Delaware	Sussex, NJ	D5a '15
88	Kolar, Charlie	TE	6-6	250	23	R	Iowa State	Norman, OK	D4c '22
89	Andrews, Mark	TE	6-5	247	27	5	Oklahoma	Scottsdale, AZ	D3b '18
<b>OFFENSIVE LINE (13)</b>									
63	Colon, Trystan	C/G	6-3	320	24	3	Missouri	Webb City, MO	FA '20
64	Linderbaum, Tyler	C	6-2	305	22	R	Iowa	Solon, IA	D1b '22
65	Mekari, Patrick	OL	6-4	305	25	4	Cal-Berkeley	Westlake Village, CA	FA '19
66	Cleveland, Ben	G	6-6	370	24	2	Georgia	Toccoa, GA	D3a '21
69	McKenzie, Kahlil (PS)	G	6-3	345	25	3	Tennessee	Green Bay, WI	FA '21
70	Zeitler, Kevin	G	6-4	339	32	11	Wisconsin	Waukesha, WI	FA '21
71	James, Ja'Wuan (IR)	T	6-6	323	30	8	Tennessee	Atlanta, GA	FA '21
72	Powers, Ben	G	6-4	338	26	4	Oklahoma	Wichita, KS	D4b '19
74	Sharpe, David (PS)	T	6-6	346	27	5	Florida	Jacksonville, FL	FA '21
76	Simpson, John (PS)	G	6-4	324	25	3	Clemson	North Charleston, SC	FA '22
77	Faalele, Daniel	T	6-8	380	23	R	Minnesota	Melbourne, Australia	D4a '22
78	Moses, Morgan	T	6-6	320	31	9	Virginia	North Chesterfield, VA	UFA (NYJ) '22
79	Stanley, Ronnie	T	6-6	315	28	7	Notre Dame	Las Vegas, NV	D1 '16
<b>LINEBACKERS (16)</b>									
4	Pierre-Paul, Jason	OLB	6-5	275	34	13	South Florida	Deerfield Beach, FL	FA '22
6	Queen, Patrick	ILB	6-0	237	23	3	Louisiana State	Ventress, LA	D1 '20
18	Smith, Roquan	ILB	6-1	232	25	5	Georgia	Montezuma, GA	TR (Chi.) '22
40	Harrison, Malik	LB	6-3	259	24	3	Ohio State	Columbus, OH	D3c '20
47	Biegel, Vince (IR)	LB	6-3	246	29	6	Wisconsin	Marshfield, WI	FA '22
48	Moon, Jeremiah (PS)	OLB	6-5	247	24	R	Florida	Hoover, AL	FA '22
50	Houston, Justin	OLB	6-3	270	33	12	Georgia	Statesboro, GA	FA '21
51	Ross, Josh (IRD)	ILB	6-0	229	23	R	Michigan	Southfield, MI	FA '22
53	Phillips, Del'Shawn	LB	6-2	230	26	3	Illinois	Highland Park, MI	FA '22
54	Bowser, Tyus	OLB	6-3	242	27	6	Houston	Tyler, TX	D2 '17
56	Bynes, Josh (PS)	ILB	6-1	235	33	11	Auburn	Lauderdale Lakes, FL	FA '21
57	Welch, Kristian	LB	6-3	242	24	3	Iowa	Iola, WI	FA '20
59	Hayes, Daelin (IR)	OLB	6-4	257	24	2	Notre Dame	Belleville, MI	D5b '21
60	Means, Steven (IR)	OLB	6-3	269	32	8	Buffalo	Buffalo, NY	FA '22
90	Ojabo, David	OLB	6-4	255	22	R	Michigan	Aberdeen, Scotland	D2 '22
99	Oweh, Odafé	OLB	6-5	257	24	2	Penn State	Hackensack, NJ	D1b '21
<b>DEFENSIVE BACKS (14)</b>									
5	Armour-Davis, Jalyn (IR)	CB	6-1	195	23	R	Alabama	Mobile, AL	D4b '22
14	Hamilton, Kyle	S	6-4	221	21	R	Notre Dame	Atlanta, GA	D1a '22
21	Stephens, Brandon	DB	6-1	215	25	2	Southern Methodist	Plano, TX	D3b '21
22	Williams, Damarion	CB	5-10	180	24	R	Houston	Miami, FL	D4f '22
23	Fuller, Kyle (IR)	CB	5-11	200	30	9	Virginia Tech	Baltimore, MD	FA '22
24	Peters, Marcus	CB	6-0	197	29	8	Washington	Oakland, CA	TR (LAR) '19
25	Seymour, Kevon	CB	6-0	188	29	6	Southern California	Pasadena, CA	FA '21
26	Stone, Geno	S	5-11	209	23	3	Iowa	New Castle, PA	D7 '20
29	Washington, Ar'Darius (PS)	S	5-8	176	23	2	Texas Christian	Shreveport, LA	FA '21
32	Williams, Marcus	S	6-1	207	26	6	Utah	Eastvale, CA	UFA (NO) '22
33	Keyes, BoPete (PS)	CB	6-1	202	25	3	Tulane	Laurel, MS	FA '22
36	Clark, Chuck	S	6-0	209	27	6	Virginia Tech	Suffolk, VA	D6 '17
41	Worley, Daryl	CB	6-1	205	27	6	West Virginia	Philadelphia, PA	FA '22
44	Humphrey, Marlon	CB	6-0	205	26	6	Alabama	Hoover, AL	D1 '17
<b>DEFENSIVE LINE (7)</b>									
58	Pierce, Michael (IR)	NT	6-0	355	30	6	Samford	Daphne, AL	FA '22
91	Nichols, Rayshad (PS)	DT	6-2	305	23	R	Stephen F. Austin	Bridge City, LA	FA '22
92	Madubuike, Justin	DT	6-3	293	25	3	Texas A&M	McKinney, TX	D3a '20
93	Campbell, Calais	DE	6-8	307	36	15	Miami (FL)	Denver, CO	TR (Jax.) '20
96	Washington, Broderick	DT	6-2	314	26	3	Texas Tech	Longview, TX	D5 '20
97	Urban, Brent	DE	6-7	309	31	8	Virginia	Mississauga, ON, CAN	FA '22
98	Jones, Travis	DT	6-4	334	23	R	Connecticut	New Haven, CT	D3 '22
<b>SPECIALISTS (3)</b>									
9	Tucker, Justin	K	6-1	184	33	11	Texas	Austin, TX	FA '12
11	Stout, Jordan	P	6-3	214	24	R	Penn State	Abingdon, VA	D4d '22
46	Moore, Nick	LS	6-2	253	30	3	Georgia	Snellville, GA	FA '20





# 2022 DEPTH CHART

Compiled by Ravens PR Staff: Jan. 10, 2023

## OFFENSE

WR	10	Demarcus Robinson	16	Tylan Wallace		
WR	82	Sammy Watkins	3	James Proche II		
LT	79	Ronnie Stanley	65	Patrick Mekari	<u>77</u>	<u>Daniel Faalele</u>
LG	72	Ben Powers	66	Ben Cleveland	63	Trystan Colon
C	<u>64</u>	<u>Tyler Linderbaum</u>	63	Trystan Colon	65	Patrick Mekari
RG	70	Kevin Zeitler	66	Ben Cleveland	63	Trystan Colon
RT	78	Morgan Moses	65	Patrick Mekari	<u>77</u>	<u>Daniel Faalele</u>
TE	89	Mark Andrews	<u>80</u>	<u>Isaiah Likely</u>	84	Josh Oliver
QB	8	Lamar Jackson*	2	Tyler Huntley*	<u>12</u>	<u>Anthony Brown</u>
FB	42	Patrick Ricard				
RB	27	J.K. Dobbins	35	Gus Edwards	43	Justice Hill
						17 Kenyan Drake

## DEFENSE

DT	92	Justin Madubuike	96	Broderick Washington		
NT	96	Broderick Washington	<u>98</u>	<u>Travis Jones</u>		
DE	93	Calais Campbell	97	Brent Urban		
RUSH	99	Odafe Oweh - or -	4	Jason Pierre-Paul	<u>90</u>	<u>David Ojabo</u>
MLB	18	Roquan Smith	57	Kristian Welch		
WLB	6	Patrick Queen	40	Malik Harrison	53	Del'Shawn Phillips
SAM	54	Tyus Bowser	50	Justin Houston	40	Malik Harrison
CB	24	Marcus Peters*	21	Brandon Stephens*		
SS	36	Chuck Clark	<u>14</u>	<u>Kyle Hamilton</u>		
FS	32	Marcus Williams	26	Geno Stone		
CB	44	Marlon Humphrey	25	Kevon Seymour	<u>22</u>	<u>Damarion Williams</u>

## SPECIAL TEAMS

P	<u>11</u>	<u>Jordan Stout</u>		
K	9	Justin Tucker		
H	<u>11</u>	<u>Jordan Stout</u>		
LS	46	Nick Moore		
KOR	43	Justice Hill		
PR	3	James Proche II	<u>22</u>	<u>Damarion Williams</u>

All Rookies Underlined

\* Missed Last Game w/ Injury

## PRONUNCIATIONS

**PLAYERS:** Calais Campbell (cuh-LAY-us); Devin Duvernay (DOO-ver-nay); Daniel Faalele (FAH-ah-LAY-lay); Charlie Kolar (KOH-ler); Justin Madubuike (mad-uh-BEE-kay); Patrick Mekari (muh-CARE-ee); David Ojabo (oh-JOBB-oh); Odafe Oweh (uh-DAH-fay, O-way); James Proche II (pro-SHAY); Kevon Seymour (KEE-von); Tylan Wallace (TIE-luhn); Ar'Darius Washington (ar-DARE-ee-us); **COACHES:** Joe D'Alessandris (dell-ah-SAN-dress); D'Anton Lynn (DANT-in); Craig Ver Steeg (ver-STEGG); T.J. Weist (WEEST)

## COACHING STAFF

John Harbaugh - Head Coach  
 Chris Horton - Special Teams Coordinator  
 Mike Macdonald - Defensive Coordinator  
 Greg Roman - Offensive Coordinator\*  
 Randy Brown - Special Teams Coach  
 Joe D'Alessandris - Offensive Line Coach  
 Mike Devlin - Asst. Offensive Line Coach\*  
 Kerry Dixon - Asst. Quarterbacks Coach  
 George Godsey - Tight Ends Coach  
 Chris Hewitt - Pass Game Coordinator / Secondary  
 Rob Leonard - Outside Linebackers Coach  
 D'Anton Lynn - Safeties Coach\*  
 Tee Martin - Wide Receivers Coach

Zach Orr - Inside Linebackers Coach  
 Ryan Osborn - Defensive Assistant\*  
 Jay Peterson - Defensive Assistant  
 Matt Robinson - Defensive Assistant\*  
 Steve Saunders - Head Strength & Conditioning Coach  
 Daniel Stern - Offensive Assistant\*  
 Travis Switzer - Offensive Assistant\*  
 James Urban - Quarterbacks Coach  
 Craig Ver Steeg - Running Backs Coach  
 Anthony Weaver - Asst. Head Coach / Defensive Line Coach  
 T.J. Weist - Special Teams Coach  
 Keith Williams - Pass Game Specialist

\* in booth on gameday

# HOW THE RAVENS ARE BUILT

YEAR	DRAFTEES (34)	FREE AGENTS (28)	TRADES (4)	UDFA (13)
2012				K Justin Tucker (FA '12)
2015	TE Nick Boyle (5a) ^			
2016	T Ronnie Stanley (1)			
2017	CB Marlon Humphrey (1) OLB Tyus Bowser (2) S Chuck Clark (6)			FB Patrick Ricard (FA '17)
2018	QB Lamar Jackson (1b) TE Mark Andrews (3b)			RB Gus Edwards (FA '18)
2019	RB Justice Hill (4a) G Ben Powers (4b)		CB Marcus Peters (TR LAR '19)	OL Patrick Mekari (FA '19)
2020	ILB Patrick Queen (1) RB J.K. Dobbins (2) DT Justin Madubuike (3a) WR Devin Duvernay (3b) * LB Malik Harrison (3c) DT Broderick Washington (5) WR James Proche II (6) S Geno Stone (7)	LS Nick Moore (FA '20)	DE Calais Campbell (TR Jax. '20)	C/G Trystan Colon (FA '20) QB Tyler Huntley (FA '20) LB Kristian Welch (FA '20)
2021	WR Rashod Bateman (1a) * OLB Odafe Oweh (1b) G Ben Cleveland (3a) DB Brandon Stephens (3b) WR Tylan Wallace (4) OLB Daelin Hayes (5b) *	ILB Josh Bynes (FA '21) ^ OLB Justin Houston (FA '21) T Ja'Wuan James (FA '21) * G Kahlil McKenzie (FA '21) ^ CB Kevon Seymour (FA '21) T David Sharpe (FA '21) ^ WR Binjimen Victor (FA '21) ^ G Kevin Zeitler (FA '21)	TE Josh Oliver (TR Jax. '21)	S Ar'Darius Washington (FA '21) ^
2022	S Kyle Hamilton (1a) C Tyler Linderbaum (1b) WR Andy Isabella (2) ^ OLB David Ojabo (2) DT Travis Jones (3) T Daniel Faalele (4a) CB Jalyn Armour-Davis (4b) * TE Charlie Kolar (4c) P Jordan Stout (4d) TE Isaiah Likely (4e) CB Damarion Williams (4f)	LB Vince Biegel (FA '22) * WR Tarik Black (FA-22) ^ RB Kenyan Drake (FA '22) CB Kyle Fuller (FA '22) * QB Brett Hundley (FA '22) ^ CB BoPete Keyes (FA '22) ^ FB/TE Ben Mason (FA '22) ^ OLB Steven Means (FA '22) * T Morgan Moses (UFA NYJ '22) LB Del'Shawn Phillips (FA '22) NT Michael Pierce (FA '22) * OLB Jason Pierre-Paul (FA '22) WR Demarcus Robinson (FA '22) G John Simpson (FA '22) ^ WR Mike Thomas (FA '22) ^ DE Brent Urban (FA '22) WR Sammy Watkins (FA '22) S Marcus Williams (UFA NO '22) CB Daryl Worley (FA '22)	ILB Roquan Smith (TR Chi. '22)	WR Shemar Bridges (FA '22) ^ QB Anthony Brown (FA '22) OLB Jeremiah Moon (FA '22) ^ DT Rayshad Nichols (FA '22) ^ ILB Josh Ross (FA '22) ☐

Key: \*Injured Reserve, ^Practice Squad, RFA = Rookie Free Agent, RSFA = Restricted Free Agent, TR = Trade, UFA = Unrestricted Free Agent, ☐ = Designated Return from Injured Reserve



# PARTICIPATION CHART

PLAYERS	@ NYJ	MIA	@ NE	BUF	CIN	@ NYG	CLE	@ TB	@ NO	CAR	@ JAX	DEN	@ PIT	@ CLE	ATL	PIT	@ CIN	GP	GS	DNP	IN
	9/11	9/18	9/25	10/2	10/9	10/16	10/23	10/27	11/7	11/20	11/27	12/4	12/11	12/17	12/24	1/1	1/8				
Mark Andrews	TE	TE	TE	TE	TE	TE	TE	TE	N	TE	TE	TE	TE	TE	TE	TE	N	15	15	0	2
Jalyn Armour-Davis	P	P	DB	N	N	N	N	N	P	N	IR	IR	IR	IR	IR	IR	IR	4	1	0	6
Jeremiah Attaochu	NOT	NOT	NOT	PS	PS	P	NOT	NOT	NOT	NOT	NOT	NOT	NOT	NOT	NOT	NOT	NOT	1	0	0	0
Tyler Badie	PS	PS	PS	PS	PS	PS	PS	PS	PS	PS	PS	PS	PS	PS	PS	NOT	NOT	0	0	0	0
Rashod Bateman	WR	P	WR	WR	N	N	WR	WR	IR	IR	IR	IR	IR	IR	IR	IR	IR	6	5	0	2
Vince Biegel	IR	IR	IR	IR	IR	IR	IR	IR	IR	IR	IR	IR	IR	IR	IR	IR	IR	0	0	0	0
Slade Bolden	IR	IR	IR	IR	IR	IR	NOT	NOT	NOT	NOT	NOT	NOT	NOT	NOT	NOT	NOT	NOT	0	0	0	0
Tyus Bowser	R/PUP	R/PUP	R/PUP	R/PUP	R/PUP	R/PUP	R/PUP	R/PUP	P	P	P	SAM	SAM	SAM	SAM	P	P	9	4	0	0
Nick Boyle	N	N	P	P	P	P	P	P	P	P	P	P	N	P	P	N	NOT	12	0	0	4
Shemar Bridges	NOT	NOT	NOT	NOT	NOT	NOT	NOT	NOT	NOT	NOT	NOT	PS	PS	PS	PS	PS	PS	0	0	0	0
Anthony Brown	PS	PS	PS	PS	PS	PS	PS	PS	PS	PS	PS	PS	P	X	X	X	QB	2	1	3	0
Josh Bynes	MLB	MLB	MLB	MLB	MLB	MLB	MLB	N	N	N	N	N	N	N	NOT	PS	PS	7	7	0	7
Calais Campbell	DE	DE	DE	DE	DE	DE	DE	N	DE	DE	DE	DE	DE	DE	N	N	DE	14	14	0	3
T.J. Carrie	NOT	PS	PS	NOT	NOT	NOT	NOT	NOT	NOT	P	NOT	NOT	NOT	NOT	NOT	NOT	NOT	1	0	0	0
Chuck Clark	SS	SS	SS	SS	SS	SS	SS	SS	SS	SS	SS	SS	SS	SS	SS	SS	SS	17	17	0	0
Ben Cleveland	P	P	P	P	N	N	N	N	N	N	P	P	P	N	N	P	LG	9	1	0	8
Trystan Colon	X	X	X	X	P	X	X	X	X	X	P	X	RG	P	P	N	P	6	1	10	1
Brandon Copeland	NOT	NOT	P	P	P	PS	NOT	NOT	NOT	NOT	NOT	NOT	NOT	NOT	NOT	NOT	NOT	3	0	0	0
Mike Davis	P	P	P	P	P	P	N	N	P	P	N	N	NOT	NOT	NOT	NOT	NOT	8	0	0	4
J.K. Dobbins	N	N	RB	RB	RB	RB	IR	IR	IR	IR	IR	IRD	RB	RB	RB	RB	N	8	8	0	3
Kenyan Drake	RB	RB	N	N	P	P	P	RB	RB	RB	P	P	P	N	N	N	P	12	5	0	5
Devin Duvernay	WR	WR	WR	WR	WR	WR	WR	WR	WR	WR	WR	WR	WR	P	IR	IR	IR	14	13	0	0
Gus Edwards	R/PUP	R/PUP	R/PUP	R/PUP	R/PUP	R/PUP	RB	P	N	N	RB	RB	P	P	P	P	RB	9	4	0	2
Daniel Faalele	N	P	P	LT	P	P	P	P	P	P	P	P	P	P	P	P	P	16	1	0	1
Kyler Fackrell	PS	PS	NOT	NOT	NOT	NOT	NOT	NOT	NOT	NOT	NOT	NOT	NOT	NOT	NOT	NOT	NOT	0	0	0	0
Kyle Fuller	CB	IR	IR	IR	IR	IR	IR	IR	IR	IR	IR	IR	IR	IR	IR	IR	IR	1	1	0	0
Bailey Gaither	NOT	NOT	NOT	NOT	PS	NOT	NOT	NOT	NOT	NOT	NOT	NOT	NOT	NOT	NOT	NOT	NOT	0	0	0	0
Kyle Hamilton	P	P	P	P	P	P	P	P	P	P	N	P	P	DB	DB	DB	DB	16	4	0	1
Malik Harrison	SAM	SAM	P	P	P	SAM	SAM	SAM	SAM	SAM	SAM	P	P	P	P	P	P	17	8	0	0
Daelin Hayes	IR	IR	IR	IR	IR	IR	IR	IR	IR	IR	IR	IR	IR	IR	IR	IR	IR	0	0	0	0
Justice Hill	P	P	P	P	N	N	P	P	P	P	P	P	P	P	P	P	P	15	0	0	2
Justin Houston	P	P	SAM	N	N	N	P	P	P	P	P	P	P	P	P	P	P	14	1	0	3
Marlon Humphrey	CB	CB	CB	CB	CB	CB	CB	CB	CB	CB	CB	CB	CB	CB	CB	CB	CB	17	17	0	0
Brett Hundley	NOT	NOT	NOT	NOT	NOT	NOT	NOT	NOT	PS	NOT	NOT	NOT	PS	PS	PS	PS	X	0	0	1	0
Tyler Huntley	X	X	X	X	X	X	X	X	X	X	P	P	QB	QB	QB	QB	N	6	4	10	1
Andy Isabella	NOT	NOT	NOT	NOT	NOT	PS	PS	PS	PS	PS	PS	PS	PS	PS	P	P	PS	2	0	0	0
DeSean Jackson	NOT	NOT	NOT	NOT	NOT	NOT	PS	PS	WR	PS	P	P	P	P	P	P	NOT	7	1	0	0
Lamar Jackson	QB	QB	QB	QB	QB	QB	QB	QB	QB	QB	QB	QB	N	N	N	N	N	12	12	0	5
Ja'Wuan James	LT	IR	IR	IR	IR	IR	IR	IR	IR	IR	IR	IR	IR	IR	IR	IR	IR	1	1	0	0
Zack Johnson	NOT	NOT	NOT	PS	PS	PS	PS	PS	PS	PS	PS	PS	PS	PS	NOT	NOT	NOT	0	0	0	0
Travis Jones	N	N	P	P	P	NT	NT	NT	P	P	P	P	P	P	P	P	P	15	3	0	2
Devon Kennard	NOT	NOT	NOT	NOT	NOT	NOT	P	RUSH	PS	PS	PS	PS	NOT	NOT	NOT	NOT	NOT	2	1	0	0
BoPete Keyes	NOT	NOT	NOT	NOT	NOT	NOT	NOT	NOT	NOT	NOT	NOT	NOT	PS	PS	PS	PS	PS	0	0	0	0
A.J. Klein	NOT	NOT	NOT	NOT	N	P	N	MLB	NOT	NOT	NOT	NOT	NOT	NOT	NOT	NOT	NOT	2	1	0	2
Charlie Kolar	IR	IR	IR	IR	IR	IR	IR	IR	IR	N	N	N	N	N	N	P	P	2	0	0	6
Isaiah Likely	P	P	P	P	P	P	P	P	TE	P	N	P	P	P	P	TE	16	2	0	1	
Tyler Linderbaum	C	C	C	C	C	C	C	C	C	C	C	C	C	C	C	C	C	17	17	0	0
Isaiah Mack	PS	PS	PS	PS	PS	PS	PS	P	PS	PS	PS	PS	PS	PS	P	NOT	NOT	2	0	0	0
Justin Madubuike	DT	DT	DT	P	DT	DT	DT	DT	DT	DT	DT	DT	DT	DT	DT	DT	DT	17	16	0	0
Ben Mason	PS	PS	PS	PS	PS	PS	PS	PS	PS	PS	PS	PS	PS	PS	PS	PS	PS	0	0	0	0
Nate McCrary	NOT	NOT	NOT	NOT	NOT	NOT	NOT	NOT	NOT	PS	NOT	NOT	NOT	NOT	NOT	NOT	NOT	0	0	0	0
Kahlil McKenzie	PS	PS	PS	PS	PS	PS	PS	PS	PS	PS	PS	PS	PS	PS	PS	PS	PS	0	0	0	0
Steven Means	P	P	IR	IR	IR	IR	IR	IR	IR	IR	IR	IR	IR	IR	IR	IR	IR	2	0	0	0
Patrick Mekari	P	LT	LT	N	P	P	P	P	P	P	LT	LT	P	P	P	P	P	16	4	0	1

# PARTICIPATION CHART

Jeremiah Moon	PS	PS	PS	PS	PS	PS	PS	PS	PS	PS	PS	PS	PS	PS	PS	PS	PS	0	0	0	0	
Nick Moore	P	P	P	P	P	P	P	P	P	P	P	P	P	P	P	P	P	17	0	0	0	
Morgan Moses	<b>RT</b>	<b>RT</b>	<b>RT</b>	<b>RT</b>	<b>RT</b>	<b>RT</b>	<b>RT</b>	<b>RT</b>	<b>RT</b>	<b>RT</b>	<b>RT</b>	<b>RT</b>	<b>RT</b>	<b>RT</b>	<b>RT</b>	<b>RT</b>	<b>RT</b>	17	17	0	0	
Rayshad Nichols	PS	PS	PS	PS	PS	PS	PS	PS	PS	PS	PS	PS	PS	PS	PS	P	N	1	0	0	1	
David Ojabo	R/NFI	R/NFI	R/NFI	R/NFI	R/NFI	R/NFI	R/NFI	R/NFI	N	N	N	N	N	P	N	N	P	2	0	0	7	
Josh Oliver	P	<b>TE</b>	P	P	<b>TE</b>	P	P	P	<b>TE</b>	P	P	<b>TE</b>	<b>TE</b>	<b>TE</b>	<b>TE</b>	<b>TE</b>	<b>TE</b>	17	9	0	0	
Odafe Oweh	<b>RUSH</b>	<b>RUSH</b>	P	<b>RUSH</b>	<b>RUSH</b>	P	P	P	P	P	P	P	P	P	P	<b>RUSH</b>	<b>RUSH</b>	17	6	0	0	
Marcus Peters	N	<b>CB</b>	<b>CB</b>	<b>CB</b>	<b>CB</b>	<b>CB</b>	<b>CB</b>	<b>CB</b>	<b>CB</b>	<b>CB</b>	<b>CB</b>	<b>CB</b>	<b>CB</b>	<b>CB</b>	N	N	N	13	13	0	4	
Del'Shawn Phillips	P	P	P	P	P	P	P	P	P	P	P	N	P	P	P	P	P	16	0	0	1	
Michael Pierce	<b>NT</b>	<b>NT</b>	<b>NT</b>	IR	IR	IR	IR	IR	IR	IR	IR	IR	IR	IR	IR	IR	IR	3	3	0	0	
Jason Pierre-Paul	NOT	NOT	NOT	<b>SAM</b>	<b>SAM</b>	<b>RUSH</b>	<b>RUSH</b>	P	<b>RUSH</b>	<b>RUSH</b>	<b>RUSH</b>	<b>RUSH</b>	<b>RUSH</b>	<b>RUSH</b>	<b>RUSH</b>	<b>SAM</b>	<b>SAM</b>	14	13	0	0	
Makai Polk	PS	PS	PS	NOT	NOT	NOT	NOT	NOT	NOT	NOT	NOT	NOT	NOT	NOT	NOT	NOT	NOT	0	0	0	0	
Ben Powers	<b>LG</b>	<b>LG</b>	<b>LG</b>	<b>LG</b>	<b>LG</b>	<b>LG</b>	<b>LG</b>	<b>LG</b>	<b>LG</b>	<b>LG</b>	<b>LG</b>	<b>LG</b>	<b>LG</b>	<b>LG</b>	<b>LG</b>	<b>LG</b>	<b>LG</b>	17	17	0	0	
James Proche II	P	N	N	P	P	P	P	P	P	P	P	P	P	P	P	P	P	15	0	0	2	
Patrick Queen	<b>WLB</b>	<b>WLB</b>	<b>WLB</b>	<b>WLB</b>	<b>WLB</b>	<b>WLB</b>	<b>WLB</b>	<b>WLB</b>	<b>WLB</b>	<b>WLB</b>	<b>WLB</b>	<b>WLB</b>	<b>WLB</b>	<b>WLB</b>	<b>WLB</b>	<b>WLB</b>	<b>WLB</b>	17	17	0	0	
Patrick Ricard	<b>FB</b>	<b>FB</b>	<b>FB</b>	<b>FB</b>	<b>FB</b>	<b>FB</b>	<b>FB</b>	<b>FB</b>	P	<b>FB</b>	<b>FB</b>	<b>FB</b>	<b>FB</b>	<b>FB</b>	<b>FB</b>	<b>FB</b>	<b>FB</b>	17	16	0	0	
Demarcus Robinson	P	P	P	P	P	<b>WR</b>	P	P	P	<b>WR</b>	<b>WR</b>	P	P	<b>WR</b>	P	P	<b>WR</b>	17	5	0	0	
Josh Ross	P	P	IR	IR	IR	IR	IR	IR	IR	IR	IR	IR	IR	IR	IR	IRD	IRD	IRD	2	0	0	0
Kevon Seymour	PS	PS	PS	P	P	P	P	P	P	P	P	P	P	P	P	P	P	14	0	0	0	
David Sharpe	PS	PS	PS	X	PS	PS	PS	PS	PS	PS	PS	PS	PS	PS	PS	PS	PS	0	0	1	0	
John Simpson	NOT	NOT	NOT	NOT	NOT	NOT	NOT	NOT	NOT	NOT	NOT	NOT	NOT	NOT	PS	PS	PS	0	0	0	0	
Roquan Smith	NOT	NOT	NOT	NOT	NOT	NOT	NOT	NOT	<b>MLB</b>	<b>MLB</b>	<b>MLB</b>	<b>MLB</b>	<b>MLB</b>	<b>MLB</b>	<b>MLB</b>	<b>MLB</b>	<b>MLB</b>	9	9	0	0	
Julian Stanford	NOT	NOT	NOT	NOT	NOT	NOT	PS	PS	PS	PS	P	PS	PS	PS	NOT	NOT	NOT	1	0	0	0	
Ronnie Stanley	N	N	N	N	<b>LT</b>	<b>LT</b>	<b>LT</b>	<b>LT</b>	<b>LT</b>	<b>LT</b>	N	N	<b>LT</b>	<b>LT</b>	<b>LT</b>	<b>LT</b>	<b>LT</b>	11	11	0	6	
Brandon Stephens	P	N	P	<b>DB</b>	<b>DB</b>	P	P	P	P	P	P	P	P	P	<b>CB</b>	<b>CB</b>	N	15	4	0	2	
Geno Stone	P	P	P	P	P	<b>FS</b>	<b>FS</b>	<b>FS</b>	<b>FS</b>	<b>FS</b>	<b>FS</b>	<b>FS</b>	P	P	P	P	P	17	7	0	0	
Jordan Stout	P	P	P	P	P	P	P	P	P	P	P	P	P	P	P	P	P	17	0	0	0	
Mike Thomas	NOT	NOT	NOT	NOT	NOT	NOT	NOT	NOT	NOT	NOT	NOT	NOT	NOT	NOT	PS	PS	PS	0	0	0	0	
Justin Tucker	P	P	P	P	P	P	P	P	P	P	P	P	P	P	P	P	P	17	0	0	0	
Brent Urban	P	P	N	P	P	P	P	P	P	P	P	P	P	P	P	P	P	16	0	0	1	
Binjimen Victor	PS	PS	PS	PS	PS	PS	PS	PS	P	PS	PS	P	PS	PS	PS	PS	PS	2	0	0	0	
Tylan Wallace	P	P	P	P	P	P	N	N	N	P	P	IR	IR	IR	IR	IRD	P	9	0	0	3	
Ar'Darius Washington	PS	PS	PS	PS	PS	P	PS	PS	PS	PS	PS	P	P	PS	PS	PS	PS	3	0	0	0	
Broderick Washington	P	P	P	<b>DT</b>	P	P	P	<b>DT</b>	<b>DT</b>	<b>DT</b>	<b>DT</b>	<b>DT</b>	<b>DT</b>	<b>DT</b>	P	<b>DT</b>	<b>DT</b>	17	9	0	0	
Sammy Watkins	NOT	NOT	NOT	NOT	NOT	NOT	NOT	NOT	NOT	NOT	NOT	NOT	NOT	NOT	<b>WR</b>	<b>WR</b>	P	3	2	0	0	
Raleigh Webb	PS	P	P	PS	PS	PS	NOT	NOT	NOT	NOT	NOT	NOT	NOT	NOT	NOT	NOT	NOT	2	0	0	0	
Kristian Welch	P	P	P	P	P	P	P	P	P	P	P	P	P	P	P	P	P	17	0	0	0	
Damarion Williams	P	P	P	P	P	P	P	P	P	P	P	N	N	N	P	P	P	14	0	0	3	
Marcus Williams	<b>FS</b>	<b>FS</b>	<b>FS</b>	<b>FS</b>	<b>FS</b>	IR	IR	IR	IR	IR	IR	IRD	<b>FS</b>	<b>FS</b>	<b>FS</b>	<b>FS</b>	<b>FS</b>	10	10	0	0	
Daryl Worley	PS	P	N	PS	P	PS	P	P	PS	P	P	P	IR	IR	IR	IR	<b>CB</b>	8	1	0	1	
Kevin Zeitler	<b>RG</b>	<b>RG</b>	<b>RG</b>	<b>RG</b>	<b>RG</b>	<b>RG</b>	<b>RG</b>	<b>RG</b>	<b>RG</b>	<b>RG</b>	<b>RG</b>	<b>RG</b>	N	<b>RG</b>	<b>RG</b>	<b>RG</b>	N	15	15	0	2	

**LEGEND:**

Bold=Starters, P=Player was a substitution, N=On Inactive List, X=Did Not Play (Non-injury), IR=Injured Reserve, NOT=Not on Roster, PS=Practice Squad, R/NFI=Reserve/NFIN, IRD=Injured Reserve - Designated For Return, R/PUP=Reserved/PUP



# GAME-BY-GAME STARTERS

OFFENSE												
DATE	OPPONENT	WR	WR	LT	LG	C	RG	RT	TE	QB	FB	RB
9/11	at N.Y. Jets	Rashod Bateman	Devin Duvernay	Ja'Wuan James	Ben Powers	<u>Tyler Linderbaum</u>	Kevin Zeitler	Morgan Moses	Mark Andrews	Lamar Jackson	Patrick Ricard	Kenyan Drake
9/18	Miami	--	Devin Duvernay	Patrick Mekari	Ben Powers	<u>Tyler Linderbaum</u>	Kevin Zeitler	Morgan Moses	Mark Andrews/ Josh Oliver	Lamar Jackson	Patrick Ricard	Kenyan Drake
9/25	at New England	Rashod Bateman	Devin Duvernay	Patrick Mekari	Ben Powers	<u>Tyler Linderbaum</u>	Kevin Zeitler	Morgan Moses	Mark Andrews	Lamar Jackson	Patrick Ricard	J.K. Dobbins
10/2	Buffalo	Rashod Bateman	Devin Duvernay	Daniel Faalele	Ben Powers	<u>Tyler Linderbaum</u>	Kevin Zeitler	Morgan Moses	Mark Andrews	Lamar Jackson	Patrick Ricard	J.K. Dobbins
10/9	Cincinnati	Devin Duvernay	--	Ronnie Stanley	Ben Powers	<u>Tyler Linderbaum</u>	Kevin Zeitler	Morgan Moses	Mark Andrews/ Josh Oliver	Lamar Jackson	Patrick Ricard	J.K. Dobbins
10/16	at N.Y. Giants	Demarcus Robinson	Devin Duvernay	Ronnie Stanley	Ben Powers	<u>Tyler Linderbaum</u>	Kevin Zeitler	Morgan Moses	Mark Andrews	Lamar Jackson	Patrick Ricard	J.K. Dobbins
10/23	Cleveland	Rashod Bateman	Devin Duvernay	Ronnie Stanley	Ben Powers	<u>Tyler Linderbaum</u>	Kevin Zeitler	Morgan Moses	Mark Andrews	Lamar Jackson	Patrick Ricard	Gus Edwards
10/27	at Tampa Bay	Rashod Bateman	Devin Duvernay	Ronnie Stanley	Ben Powers	<u>Tyler Linderbaum</u>	Kevin Zeitler	Morgan Moses	Mark Andrews	Lamar Jackson	Patrick Ricard	Kenyan Drake
11/7	at New Orleans	DeSean Jackson	Devin Duvernay	Ronnie Stanley	Ben Powers	<u>Tyler Linderbaum</u>	Kevin Zeitler	Morgan Moses	Isaiah Likely/ Josh Oliver	Lamar Jackson	--	Kenyan Drake
11/20	Carolina	Demarcus Robinson	Devin Duvernay	Ronnie Stanley	Ben Powers	<u>Tyler Linderbaum</u>	Kevin Zeitler	Morgan Moses	Mark Andrews	Lamar Jackson	Patrick Ricard	Kenyan Drake
11/27	at Jacksonville	Demarcus Robinson	Devin Duvernay	Patrick Mekari	Ben Powers	<u>Tyler Linderbaum</u>	Kevin Zeitler	Morgan Moses	Mark Andrews	Lamar Jackson	Patrick Ricard	Gus Edwards
12/4	Denver	Devin Duvernay	--	Patrick Mekari	Ben Powers	<u>Tyler Linderbaum</u>	Kevin Zeitler	Morgan Moses	Mark Andrews/ Josh Oliver	Lamar Jackson	Patrick Ricard	Gus Edwards
12/11	at Pittsburgh	Devin Duvernay	--	Ronnie Stanley	Ben Powers	<u>Tyler Linderbaum</u>	Trystan Colon	Morgan Moses	Mark Andrews/ Josh Oliver	Tyler Huntley	Patrick Ricard	J.K. Dobbins
12/17	at Cleveland	Demarcus Robinson	--	Ronnie Stanley	Ben Powers	<u>Tyler Linderbaum</u>	Kevin Zeitler	Morgan Moses	Mark Andrews/ Josh Oliver	Tyler Huntley	Patrick Ricard	J.K. Dobbins
12/24	Atlanta	Sammy Watkins	--	Ronnie Stanley	Ben Powers	<u>Tyler Linderbaum</u>	Kevin Zeitler	Morgan Moses	Mark Andrews/ Josh Oliver	Tyler Huntley	Patrick Ricard	J.K. Dobbins
1/1	Pittsburgh	Sammy Watkins	--	Ronnie Stanley	Ben Powers	<u>Tyler Linderbaum</u>	Kevin Zeitler	Morgan Moses	Mark Andrews/ Josh Oliver	Tyler Huntley	Patrick Ricard	J.K. Dobbins
1/8	at Cincinnati	Demarcus Robinson	--	Ronnie Stanley	Ben Cleveland	<u>Tyler Linderbaum</u>	Ben Powers	Morgan Moses	Isaiah Likely/ Josh Oliver	Anthony Brown	Patrick Ricard	Gus Edwards

DEFENSE													
DATE	OPPONENT	DT	NT	DE	RUSH	MLB	WLB	SAM	CB	SS	FS	CB	DB
9/11	at N.Y. Jets	Justin Madubuike	Michael Pierce	Calais Campbell	Odafe Oweh	Josh Bynes	Patrick Queen	Malik Harrison	Kyle Fuller	Chuck Clark	Marcus Williams	Marlon Humphrey	--
9/18	Miami	Justin Madubuike	Michael Pierce	Calais Campbell	Odafe Oweh	Josh Bynes	Patrick Queen	Malik Harrison	Marcus Peters	Chuck Clark	Marcus Williams	Marlon Humphrey	--
9/25	at New England	Justin Madubuike	Michael Pierce	Calais Campbell	Justin Houston	Josh Bynes	Patrick Queen	--	Marcus Peters	Chuck Clark	Marcus Williams	Marlon Humphrey	<u>Jalyn Armour-Davis</u>
10/2	Buffalo	Broderick Washington	--	Calais Campbell	Odafe Oweh	Josh Bynes	Patrick Queen	Jason Pierre-Paul	Marcus Peters	Chuck Clark	Marcus Williams	Marlon Humphrey	Brandon Stephens
10/9	Cincinnati	Justin Madubuike	--	Calais Campbell	Odafe Oweh	Josh Bynes	Patrick Queen	Jason Pierre-Paul	Marcus Peters	Chuck Clark	Marcus Williams	Marlon Humphrey	Brandon Stephens
10/16	at N.Y. Giants	Justin Madubuike	<u>Travis Jones</u>	Calais Campbell	Jason Pierre-Paul	Josh Bynes	Patrick Queen	Malik Harrison	Marcus Peters	Chuck Clark	Geno Stone	Marlon Humphrey	--
10/23	Cleveland	Justin Madubuike	<u>Travis Jones</u>	Calais Campbell	Jason Pierre-Paul	Josh Bynes	Patrick Queen	Malik Harrison	Marcus Peters	Chuck Clark	Geno Stone	Marlon Humphrey	--
10/27	at Tampa Bay	Justin Madubuike	<u>Travis Jones</u>	Broderick Washington	Devon Kennard	A.J. Klein	Patrick Queen	Malik Harrison	Marcus Peters	Chuck Clark	Geno Stone	Marlon Humphrey	--
11/7	at New Orleans	Justin Madubuike	Broderick Washington	Calais Campbell	Jason Pierre-Paul	Roquan Smith	Patrick Queen	Malik Harrison	Marcus Peters	Chuck Clark	Geno Stone	Marlon Humphrey	--
11/20	Carolina	Justin Madubuike	Broderick Washington	Calais Campbell	Jason Pierre-Paul	Roquan Smith	Patrick Queen	Malik Harrison	Marcus Peters	Chuck Clark	Geno Stone	Marlon Humphrey	--
11/27	at Jacksonville	Justin Madubuike	Broderick Washington	Calais Campbell	Jason Pierre-Paul	Roquan Smith	Patrick Queen	Malik Harrison	Marcus Peters	Chuck Clark	Geno Stone	Marlon Humphrey	--
12/4	Denver	Justin Madubuike	Broderick Washington	Calais Campbell	Jason Pierre-Paul	Roquan Smith	Patrick Queen	Tyus Bowser	Marcus Peters	Chuck Clark	Geno Stone	Marlon Humphrey	--
12/11	at Pittsburgh	Justin Madubuike	Broderick Washington	Calais Campbell	Jason Pierre-Paul	Roquan Smith	Patrick Queen	Tyus Bowser	Marcus Peters	Chuck Clark	Marcus Williams	Marlon Humphrey	--
12/17	at Cleveland	Justin Madubuike	--	Calais Campbell	Jason Pierre-Paul	Roquan Smith	Patrick Queen	Tyus Bowser	Marcus Peters	Chuck Clark	Marcus Williams	Marlon Humphrey	<u>Kyle Hamilton</u>
12/24	Atlanta	Justin Madubuike	Broderick Washington	--	Jason Pierre-Paul	Roquan Smith	Patrick Queen	Tyus Bowser	Brandon Stephens	Chuck Clark	Marcus Williams	Marlon Humphrey	<u>Kyle Hamilton</u>
1/1	Pittsburgh	Justin Madubuike	Broderick Washington	--	Odafe Oweh	Roquan Smith	Patrick Queen	Jason Pierre-Paul	Brandon Stephens	Chuck Clark	Marcus Williams	Marlon Humphrey	<u>Kyle Hamilton</u>
1/8	at Cincinnati	Justin Madubuike	--	Calais Campbell	Odafe Oweh	Roquan Smith	Patrick Queen	Jason Pierre-Paul	Daryl Worley	Chuck Clark	Marcus Williams	Marlon Humphrey	<u>Kyle Hamilton</u>

Rookies underlined.

# 2022 TRANSACTIONS

DATE	POS.	PLAYER	TRANSACTION
1/1	OLB	Daelin Hayes	Placed on Injured Reserve
1/1	CB	Robert Jackson	Activated from practice squad (COVID-19 replacement)
1/1	S	Tony Jefferson II	Activated from practice squad (standard elevation)
1/1	T	Jaryd Jones-Smith	Activated from practice squad (standard elevation)
1/1	T	David Sharpe	Signed from the practice squad to the active roster
1/1	DB	Mazzi Wilkins	Placed on Practice Squad/COVID-19
1/4	TE	Josh Oliver	Placed on Exempt/COVID-19, then reverted to the active roster on 1/6
1/4	RB	Jacques Patrick	Signed to practice squad
1/4	CB	Kevin Toliver II	Activated off Practice Squad/COVID-19
1/6	TE	Nick Boyle	Placed on Reserve/COVID-19
1/6	RB	Justice Hill	Activated off Reserve/COVID-19
1/6	FB/DL	Patrick Ricard	Placed on Injured Reserve
1/6	S	Ar'Darius Washington	Activated off Reserve/COVID-19
1/6	FB/DL	Patrick Ricard	Placed on Reserve/COVID-19
1/8	S	Tony Jefferson II	Signed from the practice squad to the active roster
1/8	T	Jaryd Jones-Smith	Activated from practice squad (COVID-19 replacement)
1/8	NT	Isaiah Mack	Activated from practice squad (standard elevation)
1/8	TE	Tony Poljan	Activated from practice squad (standard elevation)
1/10	CB	Robert Jackson	Signed to Reserve/Future contract
1/10	T	Jaryd Jones-Smith	Signed to Reserve/Future contract
1/10	G/DT	Kahlil McKenzie	Signed to Reserve/Future contract
1/10	WR	Jaylon Moore	Signed to Reserve/Future contract
1/10	C	Jimmy Murray	Signed to Reserve/Future contract
1/10	TE	Tony Poljan	Re-signed to Reserve/Future contract
1/10	CB	Kevin Toliver II	Re-signed to Reserve/Future contract
1/10	WR	Binjimen Victor	Re-signed to Reserve/Future contract
1/13	NT	Isaiah Mack	Re-signed to Reserve/Future contract
1/17	DB	Kevon Seymour	Re-signed
1/18	RB	Nate McCrary	Re-signed to Reserve/Future contract
1/21	FB/TE	Ben Mason	Signed to Reserve/Future contract
2/25	S	Tony Jefferson II	Re-signed
3/9	CB	Tavon Young	Terminated the contract of vested veteran
3/17	S	Marcus Williams	Signed unrestricted free agent
3/17	T	Morgan Moses	Signed unrestricted free agent
3/23	DT	Michael Pierce	Signed free agent
3/24	FB/DL	Patrick Ricard	Re-signed to a three-year contract extension
4/13	ILB	Josh Byner	Re-signed
4/14	DT	Calais Campbell	Re-signed
4/18	WR	Miles Boykin	Released
4/18	C/G	Trystan Colon	Re-signed exclusive rights free agent
4/18	QB	Tyler Huntley	Re-signed exclusive rights free agent
4/18	LS	Nick Moore	Re-signed exclusive rights free agent
4/18	LB	Kristian Welch	Re-signed exclusive rights free agent
4/28	WR	Marquise Brown	Traded to the Arizona Cardinals in exchange for the 23rd overall selection in the 2022 NFL Draft
5/6	RB	Tyler Badie	Signed 2022 draft choice
5/6	WR	Slade Bolden	Signed undrafted rookie free agent
5/6	WR	Shemar Bridges	Signed undrafted rookie free agent
5/6	QB	Anthony Brown	Signed undrafted rookie free agent
5/6	WR	Trevon Clark	Signed undrafted rookie free agent
5/6	T	Aron Johnson	Signed undrafted rookie free agent
5/6	ILB	Zakoby McClain	Signed undrafted rookie free agent
5/6	OLB	Jeremiah Moon	Signed undrafted rookie free agent
5/6	DT	Rayshad Nichols	Signed undrafted rookie free agent
5/6	RB	Ricky Person	Signed undrafted rookie free agent
5/6	WR	Makai Polk	Signed undrafted rookie free agent
5/6	ILB	Josh Ross	Signed undrafted rookie free agent
5/6	CB	David Vereen	Signed undrafted rookie free agent
5/6	WR	Raleigh Webb	Signed undrafted rookie free agent
5/6	OLB	Chuck Wiley	Signed undrafted rookie free agent
5/6	CB	Denzel Williams	Signed undrafted rookie free agent
5/6	WR	Devon Williams	Signed undrafted rookie free agent
5/10	RB	Mike Davis	Signed
5/11	DT	Xavier Kelly	Waived
5/16	LB	Vince Biegel	Signed
5/20	DT	Travis Jones	Signed 2022 draft choice
5/23	ILB	Diego Fagot	Signed undrafted rookie free agent
5/23	DL	Brent Urban	Signed
5/24	S	Chris Moore	Waived
5/26	QB	Brett Hundley	Signed
5/31	CB	Kyle Fuller	Signed
5/31	T	Aron Johnson	Waived

5/31	CB	Kevin Toliver II	Waived
6/2	C	Tyler Linderbaum	Signed 2022 draft choice
6/6	TE	Isaiah Likely	Signed 2022 draft choice
6/7	S	Kyle Hamilton	Signed 2022 draft choice
6/7	CB	Damarion Williams	Signed 2022 draft choice
6/9	TE	Charlie Kolar	Signed 2022 draft choice
6/13	P	Jordan Stout	Signed 2022 draft choice
6/14	DE	Derek Wolfe	Terminated the contract of vested veteran (injury settlement)
6/17	OLB	Steven Means	Signed
7/12	OLB	Justin Houston	Re-signed
7/21	T	David Sharpe	Signed
7/23	CB	Iman Marshall	Waived
7/26	RB	Corey Clement	Signed
7/27	G	Ben Cleveland	Placed on the Reserve/Non-Football Injury (NFI) list
7/27	WR	Bailey Gaither	Signed
8/2	WR	Trevon Clark	Waived
8/2	OLB	David Ojabo	Signed 2022 draft choice
8/8	LB	Vince Biegel	Placed on Injured Reserve
8/8	K	Justin Tucker	Re-signed to a four-year contract extension
8/8	CB	Daryl Worley	Signed
8/12	OLB	Trent Harris	Signed
8/12	CB	Denzel Williams	Waived
8/12	WR	Devon Williams	Waived
8/15	RB	Corey Clement	Waived
8/15	CB	Robert Jackson	Waived
8/16	OLB	Trent Harris	Placed on Injured Reserve
8/16	QB	Brett Hundley	Terminated the contract of vested veteran
8/23	WR	Slade Bolden	Waived (injured)
8/23	RB	Gus Edwards	Placed on the Reserve/Physically Unable to Perform (PUP) list
8/23	ILB	Diego Fagot	Waived
8/23	WR	Bailey Gaither	Waived
8/23	T	Jaryd Jones-Smith	Waived
8/23	WR	Jaylon Moore	Waived
8/23	WR	Demarcus Robinson	Signed
8/25	OLB	Trent Harris	Placed on Injured Reserve, who later reached an injury settlement on 8/25
8/26	OLB	Tyus Bowser	Placed on the Reserve/Physically Unable to Perform (PUP) list
8/26	P	Cameron Dicker	Signed
8/29	P	Cameron Dicker	Waived
8/29	C	Jimmy Murray	Waived
8/30	RB	Tyler Badie	Waived
8/30	WR	Shemar Bridges	Waived (injured), who reached an injury settlement on 9/5
8/30	QB	Anthony Brown	Waived
8/30	OLB	Daelin Hayes	Waived (injured), who reverted to Injured Reserve on 8/31
8/30	S	Tony Jefferson II	Terminated the contract of vested veteran
8/30	NT	Isaiah Mack	Waived
8/30	FB/TE	Ben Mason	Waived
8/30	ILB	Zakoby McClain	Waived
8/30	RB	Nate McCrary	Waived
8/30	G/DT	Kahlil McKenzie	Terminated the contract of vested veteran
8/30	OLB	Steven Means	Terminated the contract of vested veteran
8/30	OLB	Jeremiah Moon	Waived
8/30	DT	Rayshad Nichols	Waived
8/30	TE	Tony Poljan	Waived
8/30	WR	Makai Polk	Waived
8/30	DB	Kevon Seymour	Terminated the contract of vested veteran
8/30	T	David Sharpe	Terminated the contract of vested veteran
8/30	DE	Brent Urban	Terminated the contract of vested veteran
8/30	CB	David Vereen	Waived
8/30	WR	Binjimen Victor	Waived
8/30	S	Ar'Darius Washington	Waived
8/30	WR	Raleigh Webb	Waived
8/30	OLB	Chuck Wiley	Waived
8/30	CB	Daryl Worley	Terminated the contract of vested veteran
8/31	RB	Tyler Badie	Signed to practice squad
8/31	QB	Anthony Brown	Signed to practice squad
8/31	DT	Aaron Crawford	Waived (injury settlement)
8/31	RB	Kenyan Drake	Signed
8/31	TE	Charlie Kolar	Placed on Injured Reserve
8/31	NT	Isaiah Mack	Signed to practice squad
8/31	G/DT	Kahlil McKenzie	Signed to practice squad
8/31	OLB	Steven Means	Signed to practice squad





# 2022 TRANSACTIONS

8/31	OLB	Jeremiah Moon	Signed to practice squad
8/31	DL	Rayshad Nichols	Signed to practice squad
8/31	OLB	David Ojabo	Placed on the Reserve/Non-Football Injury (NFI) list
8/31	OLB	Del'Shawn Phillips	Signed
8/31	G/T	Tyre Phillips	Waived
8/31	WR	Makai Polk	Signed to practice squad
8/31	DB	Kevon Seymour	Signed to practice squad
8/31	T	David Sharpe	Signed to practice squad
8/31	DE	Brent Urban	Re-signed
8/31	WR	Binjimen Victor	Signed to practice squad
8/31	S	Ar'Darius Washington	Signed to practice squad
8/31	WR	Raleigh Webb	Signed to practice squad
8/31	CB	Daryl Worley	Signed to practice squad
8/31	FB/TE	Ben Mason	Signed to practice squad
9/7	LB	Kyler Fackrell	Signed to practice squad
9/10	OLB	Steven Means	Activated from practice squad (standard elevation)
9/13	CB	Kyle Fuller	Placed on Injured Reserve
9/13	T	Ja'Wuan James	Placed on Injured Reserve
9/14	CB	T.J. Carrie	Signed to practice squad
9/14	OLB	Steven Means	Signed from the practice squad to the active roster
9/17	WR	Raleigh Webb	Activated from practice squad (standard elevation)
9/17	CB	Daryl Worley	Signed from the practice squad to the active roster
9/19	LB	Kyler Fackrell	Terminated from practice squad
9/19	OLB	Steven Means	Placed on Injured Reserve
9/19	LB	Josh Ross	Placed on Injured Reserve
9/21	OLB	Brandon Copeland	Signed to practice squad
9/24	OLB	Brandon Copeland	Activated from practice squad (standard elevation)
9/24	WR	Raleigh Webb	Activated from practice squad (standard elevation)
9/26	OLB	Jeremiah Attaochu	Signed to practice squad
9/26	OLB	Jason Pierre-Paul	Signed free agent
9/27	CB	T.J. Carrie	Terminated from practice squad
9/27	G	Zack Johnson	Signed to practice squad
9/27	WR	Makai Polk	Terminated from practice squad
9/27	CB	Daryl Worley	Terminated the contract of vested veteran
9/28	CB	Daryl Worley	Signed to practice squad
9/29	NT	Michael Pierce	Placed on Injured Reserve
10/1	OLB	Brandon Copeland	Activated from practice squad (standard elevation)
10/1	CB	Kevon Seymour	Signed from the practice squad to the active roster
10/1	T	David Sharpe	Activated from practice squad (standard elevation)
10/5	WR	Bailey Gaither	Re-signed to practice squad
10/6	ILB	A.J. Klein	Signed free agent off the Giants' practice squad
10/8	OLB	Brandon Copeland	Activated from practice squad (standard elevation)
10/8	CB	Daryl Worley	Re-signed from the practice squad to the active roster
10/10	WR	Bailey Gaither	Terminated from practice squad
10/10	WR	Andy Isabella	Signed to practice squad
10/11	S	Marcus Williams	Placed on Injured Reserve
10/11	CB	Daryl Worley	Terminated the contract of vested veteran
10/12	OLB	David Ojabo	Designated for return to practice from the Reserve/Non-Football Injury (NFI) list
10/12	CB	Daryl Worley	Re-signed to practice squad
10/15	OLB	Jeremiah Attaochu	Activated from practice squad (standard elevation)
10/15	S	Ar'Darius Washington	Activated from practice squad (standard elevation)
10/18	OLB	Jeremiah Attaochu	Terminated from practice squad
10/18	WR	Slade Bolden	Waived
10/18	OLB	Brandon Copeland	Terminated from practice squad
10/18	OLB	Devon Kennard	Signed to practice squad
10/18	OLB	Julian Stanford	Signed to practice squad
10/19	WR	DeSean Jackson	Signed to practice squad after WR Raleigh Webb signed to New England's active roster
10/22	RB	J.K. Dobbins	Placed on Injured Reserve
10/22	RB	Gus Edwards	Activated from the Reserve/Physically Unable to Perform (PUP) list to the active roster
10/22	OLB	Devon Kennard	Activated from practice squad (standard elevation)
10/22	CB	Daryl Worley	Re-signed to the active roster
10/24	CB	Daryl Worley	Terminated the contract of vested veteran, who then re-signed to the practice squad
10/27	OLB	Devon Kennard	Activated from practice squad (standard elevation)
10/27	NT	Isaiah Mack	Activated from practice squad (standard elevation)
10/27	CB	Daryl Worley	Re-signed from the practice squad to the active roster

11/1	OLB	Tyus Bowser	Activated off the Reserve/Physically Unable to Perform (PUP) list to the active roster
11/1	OLB	David Ojabo	Activated from the Reserve/Non-Football Injury (NFI) list to the active roster
11/1	ILB	Roquan Smith	Acquired from the Chicago Bears in exchange for ILB A.J. Klein and undisclosed draft choices
11/1	CB	Daryl Worley	Terminated the contract of vested veteran, who then re-signed to the practice squad
11/7	WR	Rashod Bateman	Placed on Injured Reserve
11/7	WR	DeSean Jackson	Activated from practice squad (standard elevation)
11/7	WR	Binjimen Victor	Activated from practice squad (standard elevation)
11/8	TE	Charlie Kolar	Activated from Injured Reserve
11/19	CB	Daryl Worley	Activated from practice squad (standard elevation)
11/26	CB	Jalyn Armour-Davis	Placed on Injured Reserve
11/26	WR	DeSean Jackson	Activated from practice squad (standard elevation)
11/26	OLB	Julian Stanford	Activated from practice squad (standard elevation)
11/26	CB	Daryl Worley	Re-signed from the practice squad to the active roster
11/30	WR	Shemar Bridges	Re-signed to practice squad
11/30	RB	J.K. Dobbins	Designated for return to practice from Injured Reserve
11/30	S	Marcus Williams	Designated for return to practice from Injured Reserve
12/3	WR	Binjimen Victor	Signed from the practice squad to the active roster
12/3	WR	Tylan Wallace	Placed on Injured Reserve
12/5	QB	Brett Hundley	Signed to practice squad
12/5	OLB	Devon Kennard	Waived
12/5	WR	Binjimen Victor	Waived, who then re-signed to the practice squad on 12/7
12/6	WR	DeSean Jackson	Signed from the practice squad to the active roster
12/7	CB	BoPete Keyes	Signed to practice squad
12/10	QB	Anthony Brown	Activated from practice squad (standard elevation)
12/10	RB	Mike Davis	Waived
12/10	S	Ar'Darius Washington	Activated from practice squad (standard elevation)
12/10	CB	Daryl Worley	Placed on Injured Reserve
12/16	QB	Anthony Brown	Activated from practice squad (standard elevation)
12/19	G	John Simpson	Signed to practice squad as an exception
12/19	OLB	Julian Stanford	Terminated from practice squad
12/20	WR	Devin Duvernay	Placed on Injured Reserve
12/20	G	Zack Johnson	Terminated from practice squad
12/20	ILB	Josh Ross	Designated for return to practice from Injured Reserve
12/20	WR	Mike Thomas	Signed to practice squad
12/20	WR	Sammy Watkins	Acquired off waivers (GB)
12/23	ILB	Josh Bynes	Waived, who then re-signed to the practice squad on 12/27
12/23	WR	Andy Isabella	Activated from practice squad (standard elevation)
12/23	NT	Isaiah Mack	Signed from the practice squad to the active roster
12/23	QB	Anthony Brown	Activated from practice squad (standard elevation)
12/26	NT	Isaiah Mack	Waived
12/28	DT	Christian Ringo	Signed to practice squad after RB Tyler Badie signed to Denver's active roster
12/28	WR	Tylan Wallace	Designated for return to practice from Injured Reserve
12/31	QB	Anthony Brown	Signed from the practice squad to the active roster
12/31	WR	Andy Isabella	Activated from practice squad (standard elevation)
12/31	DT	Rayshad Nichols	Activated from practice squad (standard elevation)
1/3	WR	Tarik Black	Signed to practice squad
1/4	CB	Daryl Worley	Designated for return to practice from Injured Reserve
1/7	TE	Nick Boyle	Waived, who then re-signed to the practice squad on 1/10
1/7	QB	Brett Hundley	Activated from practice squad (standard elevation)
1/7	WR	DeSean Jackson	Waived
1/7	DT	Rayshad Nichols	Activated from practice squad (standard elevation)
1/7	WR	Tylan Wallace	Activated from Injured Reserve/Designated for Return
1/8	CB	Daryl Worley	Activated from Injured Reserve/Designated for Return
1/10	DT	Christian Ringo	Waived

# 2022 STATISTICS

WON 10, LOST 7			HEAD COACH: JOHN HARBAUGH		
09/11	W	24-9	at N.Y. Jets	78,827	
09/18	L	38-42	Miami	70,582	
09/25	W	37-26	at New England	65,878	
10/02	L	20-23	Buffalo	70,494	
10/09	W	19-17	Cincinnati	70,548	
10/16	L	20-24	at N.Y. Giants	78,019	
10/23	W	23-20	Cleveland	70,461	
10/27	W	27-22	at Tampa Bay	68,912	
11/07	W	27-13	at New Orleans	70,010	
11/20	W	13-3	Carolina	70,677	
11/27	L	27-28	at Jacksonville	59,560	
12/04	W	10-9	Denver	70,443	
12/11	W	16-14	at Pittsburgh	66,326	
12/17	L	3-13	at Cleveland	67,431	
12/24	W	17-9	Atlanta	70,467	
01/01	L	13-16	Pittsburgh	71,042	
01/08	L	16-27	at Cincinnati	65,849	

TEAM STATISTICS		BAL	OPP.
<b>FIRST DOWNS</b>			
Rushing	167	91	
Passing	149	206	
Penalty	21	26	
Third Down-Made/Att	91/218	73/209	
Third Down Efficiency	41.7%	34.9%	
Fourth Down-Made/Att	8/20	15/24	
Fourth Down Efficiency	40.0%	62.5%	
<b>TOTAL NET YARDS</b>	<b>5,760</b>	<b>5,513</b>	
Avg. Per Game	338.8	324.3	
Total Plays	1,052	1,047	
Avg. Per Play	5.5	5.3	
<b>NET YARDS RUSHING</b>	<b>2,720</b>	<b>1,566</b>	
Avg. Per Game	160.0	92.1	
Total Rushes	526	406	
Avg. Per Rush	5.2	3.9	
<b>NET YARDS PASSING</b>	<b>3,040</b>	<b>3,947</b>	
Avg. Per Game	178.8	232.2	
Sacked/Yards Lost	38/162	48/305	
Gross Yards	3,202	4,252	
Attempts/Completions	488/300	593/394	
Pct. of Completion	61.5%	66.4%	
Had Intercepted	13	14	
<b>PUNTS/AVERAGE</b>	<b>57/45.9</b>	<b>68/46.8</b>	
Net Punting Average	40.9	41.6	
<b>PUNT RETURN/AVG.</b>	<b>20/10.7</b>	<b>22/6.8</b>	
<b>KICKOFF RETURN/AVG.</b>	<b>27/24.4</b>	<b>26/21.2</b>	
<b>INTERCEPTION RETURN/AVG.</b>	<b>14/7.5</b>	<b>13/4.8</b>	
<b>PENALTIES/YARDS</b>	<b>82/678</b>	<b>79/650</b>	
<b>FUMBLES/BALL LOST</b>	<b>21/8</b>	<b>19/11</b>	
<b>TOUCHDOWNS</b>	<b>34</b>	<b>32</b>	
Rushing	14	11	
Passing	19	20	
Returns	1	1	
<b>EXTRA POINTS/ATTEMPTS</b>	<b>31/32</b>	<b>28/29</b>	
<b>TWO POINT CONVERSION/ATT.</b>	<b>2/2</b>	<b>1/3</b>	
<b>FIELD GOALS/ATTEMPTS</b>	<b>37/43</b>	<b>31/38</b>	
<b>AVG. TIME OF POSSESSION</b>	<b>31:10</b>	<b>28:50</b>	

* SCORE BY PERIODS		Q1	Q2	Q3	Q4	OT	PTS
TEAM		66	118	80	86	0	350
OPPONENTS		46	86	55	128	0	315

SCORING		TD	RU	PA	RT	K-PAT	FG	2PT	S	PTS
J. Tucker	0	0	0	0	0	31/32	37/43	0	0	142
M. Andrews	5	0	5	0	0/0	0/0	0/0	1	0	32
K. Drake	5	4	1	0	0/0	0/0	0/0	0	0	30
D. Duvernay	5	1	3	1	0/0	0/0	0/0	0	0	30
J. Dobbins	3	2	1	0	0/0	0/0	0/0	0	0	18
G. Edwards	3	3	0	0	0/0	0/0	0/0	0	0	18
L. Jackson	3	3	0	0	0/0	0/0	0/0	0	0	18
I. Likely	3	0	3	0	0/0	0/0	0/0	0	0	18
R. Bateman	2	0	2	0	0/0	0/0	0/0	0	0	12
J. Oliver	2	0	2	0	0/0	0/0	0/0	0	0	12
D. Robinson	2	0	2	0	0/0	0/0	0/0	0	0	12
T. Huntley	1	1	0	0	0/0	0/0	0/0	1	0	8
TEAM	34	14	19	1	31/32	37/43	2	0	0	350
OPPONENTS	32	11	20	1	28/29	31/38	1	0	0	315

* RUSHING	NO.	YDS	AVG	LONG	TD
L. Jackson	112	764	6.8	79t	3
J. Dobbins	92	520	5.7	44	2
K. Drake	109	482	4.4	40	4
G. Edwards	87	433	5.0	37	3
J. Hill	49	262	5.3	34	0
T. Huntley	43	137	3.2	14	1
D. Duvernay	12	84	7.0	18	1
M. Davis	8	18	2.3	10	0
P. Ricard	7	16	2.3	5	0
M. Andrews	3	8	2.7	4	0
A. Isabella	1	1	1.0	1	0
A. Brown	3	-5	-1.7	-1	0
TEAM	526	2,720	5.2	79t	14
OPPONENTS	406	1,566	3.9	31	11

* RECEIVING	TAR	NO.	YDS	AVG	LONG	TD
M. Andrews	113	73	847	11.6	36	5
D. Robinson	75	48	458	9.5	31	2
D. Duvernay	49	37	407	11.0	31	3
I. Likely	60	36	373	10.4	34	3
K. Drake	26	17	89	5.2	15	1
R. Bateman	28	15	285	19.0	75t	2
J. Oliver	25	14	149	10.6	40	2
J. Hill	12	12	58	4.8	15	0
P. Ricard	13	11	74	6.7	19	0
D. Jackson	17	9	153	17.0	62	0
J. Proche II	17	8	62	7.8	12	0
J. Dobbins	8	7	42	6.0	20	1
C. Kolar	6	4	49	12.3	15	0
T. Wallace	7	4	33	8.3	12	0
S. Watkins	5	3	119	39.7	47	0
M. Davis	2	2	4	2.0	7	0
G. Edwards	2	0	0	0.0	0	0
TEAM	465	300	3,202	10.7	75t	19
OPPONENTS	571	394	4,252	10.8	60t	20

* INTERCEPTIONS	NO.	YDS	AVG	LONG	TD
M. Williams	4	33	8.3	33	0
M. Humphrey	3	26	8.7	26	0
P. Queen	2	11	5.5	11	0
R. Smith	1	19	19.0	19	0
M. Peters	1	8	8.0	8	0
J. Houston	1	5	5.0	5	0
J. Pierre-Paul	1	3	3.0	3	0
J. Bynes	1	0	0.0	0	0
TEAM	14	105	7.5	33	0
OPPONENTS	13	62	4.8	27	0

* OFFENSIVE FUMBLES	FUM	LST	REC	TD
L. Jackson	5	2	2	0
A. Brown	1	1	0	0
D. Robinson	2	1	0	0
R. Bateman	1	1	0	0
S. Watkins	1	1	0	0
G. Edwards	1	1	0	0
J. Hill	2	1	0	0
M. Davis	1	0	2	0
B. Cleveland	0	0	1	0
T. Linderbaum	1	0	0	0
T. Huntley	3	0	1	0
M. Andrews	1	0	0	0
D. Duvernay	1	0	3	0
B. Powers	0	0	1	0
K. Drake	1	0	0	0
TEAM	21	8	10	0
OPPONENTS	19	11	5	0

* PUNTING	NO.	YDS	AVG	NET	TB	IN	LG	B
J. Stout	57	2,618	45.9	40.9	7	26	69	0
TEAM	57	2,618	45.9	40.9	7	26	69	0
OPPONENTS	68	3,180	46.8	41.6	7	23	76	0

* PUNT RETURNS	RET	FC	YDS	AVG	LONG	TD
D. Duvernay	16	18	190	11.9	46	0
J. Proche II	4	2	24	6.0	9	0
TEAM	20	20	214	10.7	46	0
OPPONENTS	22	20	149	6.8	18	0

* KICKOFF RETURNS	NO.	YDS	AVG	LONG	TD
D. Duvernay	15	383	25.5	103t	1
J. Hill	10	247	24.7	56	0
P. Ricard	1	15	15.0	15	0
N. Boyle	1	14	14.0	14	0
TEAM	27	659	24.4	103t	1
OPPONENTS	26	552	21.2	47	0

* FIELD GOALS	1-19	20-29	30-39	40-49	50+
J. Tucker	0/0	13/13	11/11	4/5	9/14
TEAM	0/0	13/13	11/11	4/5	9/14
OPPONENTS	0/0	7/7	15/16	5/9	4/6

J. Tucker: (24G) (51G) (56G) (42G, 51G) (37G, 58G, 25G, 43G) (56LU, 34G, 23G) (32G, 34G, 55G) (22G, 61B, 30G) (32G, 41G) (32G, 37G) (27G, 29G, 55G, 24G, 67SH) (26G) (42G, 35G, 30G) (53G, 48WL, 50B) (21G, 55B, 27G, 21G) (30G, 51G) (26G, 51G, 27G)  
 OPP: (45WL, 45G) (35G, 50G) (38G, 39G, 21G) (40G) (34G) (41G, 37G, 60B) (31G, 30G, 26G) (33G, 37G) (32G) (22G, 29G) (52G, 41G, 50G, 63SH) (40B) (47G, 23G, 38WL, 46WR) (32G, 34G, 37G) (21G, 48RU, 51G, 33G) (34G, 26G)

2-Pt Conv: M. Andrews 1, T. Huntley 1, TM 2-2, OPP 1-4

SACKS: J. Houston 9.5, J. Madubuike 5.5, C. Campbell 5.5, P. Queen 5.0, O. Oweh 3.0, M. Humphrey 3.0, J. Pierre-Paul 3.0, K. Hamilton 2.0, T. Bowser 2.0, R. Smith 2.0, T. Jones 1.0, J. Bynes 1.0, B. Copeland 1.0, B. Washington 1.0, B. Urban 1.0, D. Ojabo 1.0, M. Peters 1.0, B. Stephens 0.5, (group) 0.0, TM 48.0, OPP 38.0

* PASSING	ATT	CMP	YDS	CMP%	YDS/ATT	TD	TD%	INT	INT%	LONG	SACK/LOST	RATING
L. Jackson	326	203	2,242	62.3	6.9	17	5.2	7	2.1	75t	26/114	91.1
T. Huntley	112	75	658	67.0	5.9	2	1.8	3	2.7	40	7/34	77.2
A. Brown	49	22	302	44.9	6.2	0	0.0	2	4.1	47	5/14	48.2
J. Proche II	1	0	0	0.0	0.0	0	0.0	1	100.0	0	0/0	---
TEAM	488	300	3,202	61.5	6.6	19	3.9	13	2.7	75t	38.0/162	82.5
OPPONENTS	593	394	4,252	66.4	7.2	20	3.4	14	2.4	60t	48.0/305	88.7



# 2022 DEFENSIVE STATISTICS

## 2022 REGULAR SEASON BALTIMORE RAVENS DEFENSIVE STATS (THROUGH WEEK 18)

PLAYER	TOTAL	TKL.	ASST	TFL	SACKS/YDS.	QBH	FR	FF	INT./YDS.	PD
Queen, Patrick	117	79	38	9	5.0/24.5	14	2	1	2/11	6
Clark, Chuck	101	61	40	0	0.0/0.0	0	1	1	0/0	4
Smith, Roquan	86	51	35	7	2.0/8.0	1	0	0	1/19	3
Humphrey, Marlon	71	53	18	3	3.0/14.0	4	2	1	3/26	7
Williams, Marcus	61	44	17	2	0.0/0.0	0	1	0	4/33	8
Hamilton, Kyle	55	41	14	4	2.0/15.0	5	0	1	0/0	5
Washington, Broderick	49	25	24	2	1.0/8.0	4	0	0	0/0	6
Peters, Marcus	47	35	12	2	1.0/12.0	1	2	2	1/8	6
Oweh, Odafe	43	30	13	7	3.0/23.5	11	1	1	0/0	0
Madubuike, Justin	42	26	16	8	5.5/20.5	9	0	0	0/0	3
Campbell, Calais	36	18	18	4	5.5/48.5	14	0	2	0/0	2
Stephens, Brandon	36	30	6	0	0.5/3.0	1	0	0	0/0	7
Stone, Geno	35	32	3	0	0.0/0.0	0	1	1	0/0	1
Bynes, Josh	29	19	10	2	1.0/7.0	1	0	0	1/0	2
Harrison, Malik	27	19	8	1	0.0/0.0	0	0	0	0/0	0
Pierre-Paul, Jason	25	17	8	5	3.0/23.0	3	0	0	1/3	5
Jones, Travis	24	14	10	1	1.0/6.0	2	0	0	0/0	1
Williams, Damarion	22	14	8	1	0.0/0.0	0	0	0	0/0	2
Houston, Justin	21	14	7	7	9.5/63.0	17	0	1	1/5	1
Urban, Brent	21	10	11	2	1.0/9.0	1	0	0	0/0	3
Bowser, Tyus	13	8	5	3	2.0/8.0	4	0	1	0/0	2
Pierce, Michael	6	4	2	0	0.0/0.0	1	0	1	0/0	0
Armour-Davis, Jalyn	5	3	2	1	0.0/0.0	0	0	0	0/0	1
Copeland, Brandon	5	2	3	1	1.0/7.0	1	0	0	0/0	0
Worley, Daryl	5	4	1	1	0.0/0.0	0	0	0	0/0	2
Kennard, Devon	4	4	0	1	0.0/0.0	0	0	0	0/0	0
Klein, A.J.	4	3	1	1	0.0/0.0	0	0	0	0/0	0
Nichols, Rayshad	4	1	3	0	0.0/0.0	0	0	0	0/0	0
Fuller, Kyle	3	3	0	0	0.0/0.0	0	0	0	0/0	0
Mack, Isaiah	3	1	2	1	0.0/0.0	0	0	0	0/0	0
Attaochu, Jeremiah	2	2	0	1	0.0/0.0	0	0	0	0/0	0
Means, Steven	1	1	0	0	0.0/0.0	0	0	0	0/0	0
Ojabo, David	1	1	0	0	1.0/5.0	1	0	1	0/0	0
Washington, Ar'Darius	1	1	0	0	0.0/0.0	0	0	0	0/0	0
Welch, Kristian	1	1	0	0	0.0/0.0	0	0	0	0/0	0
(group)	--	--	--	--	0.0/0.0	--	--	--	--/--	--
<b>TOTALS</b>	<b>1,006</b>	<b>671</b>	<b>335</b>	<b>77</b>	<b>48.0/305.0</b>	<b>95</b>	<b>10</b>	<b>14</b>	<b>14/105</b>	<b>77</b>

ASST=Assist, TFL=Tackle for a Loss, Int.=Interception, FR=Fumble Recovery, FF=Forced Fumble, PD=Pass Defense

2022 RAVENS SPECIAL TEAMS				
POS.	PLAYER	TTL.	SOLO	ASST.
S	Hamilton, Kyle	7	5	2
RB	Hill, Justice	6	6	0
LB	Phillips, Del'Shawn	5	3	2
LB	Harrison, Malik	4	1	3
LS	Moore, Nick	4	2	2
WR	Proche II, James	3	0	3
CB	Seymour, Kevon	3	3	0
S	Stone, Geno	3	2	1
CB	Worley, Daryl	3	2	1
TE	Oliver, Josh	2	1	1
ILB	Ross, Josh	2	1	1
K	Tucker, Justin	2	1	1
LB	Welch, Kristian	2	2	0
CB	Williams, Damarion	2	1	1
CB	Armour-Davis, Jalyn	1	1	0
TE	Boyle, Nick	1	0	1
WR	Isabella, Andy	1	1	0
ILB	Klein, A.J.	1	1	0
DB	Stephens, Brandon	1	1	0
WR	Victor, Binjimen	1	1	0
WR	Wallace, Tylan	1	1	0
S	Washington, Ar'Darius	1	1	0
WR	Webb, Raleigh	1	0	1
<b>TOTALS</b>		<b>57</b>	<b>37</b>	<b>20</b>

DEFENSIVE STATS BY RANK													
SACKS			INTERCEPTIONS			TACKLES FOR LOSS			PASSES DEFENSED			QBH	
PLAYER	NO.	PLAYER	NO.	PLAYER	NO.	PLAYER	NO.	PLAYER	NO.	PLAYER	NO.		
Houston, Justin	9.5	Williams, Marcus	4	Queen, Patrick	9	Williams, Marcus	8	Houston, Justin	17				
Campbell, Calais	5.5	Humphrey, Marlon	3	Madubuike, Justin	8	Humphrey, Marlon	7	Campbell, Calais	14				
Madubuike, Justin	5.5	Queen, Patrick	2	Houston, Justin	7	Stephens, Brandon	7	Queen, Patrick	14				
Queen, Patrick	5.0	Bynes, Josh	1	Oweh, Odafe	7	Peters, Marcus	6	Oweh, Odafe	11				
Humphrey, Marlon	3.0	Houston, Justin	1	Smith, Roquan	7	Queen, Patrick	6	Madubuike, Justin	9				
Oweh, Odafe	3.0	Peters, Marcus	1	Pierre-Paul, Jason	5	Washington, Broderick	6	Hamilton, Kyle	5				
Pierre-Paul, Jason	3.0	Pierre-Paul, Jason	1	Campbell, Calais	4	Hamilton, Kyle	5	Bowser, Tyus	4				
Bowser, Tyus	2.0	Smith, Roquan	1	Hamilton, Kyle	4	Pierre-Paul, Jason	5	Humphrey, Marlon	4				
Hamilton, Kyle	2.0			Bowser, Tyus	3	Clark, Chuck	4	Washington, Broderick	4				
Smith, Roquan	2.0			Humphrey, Marlon	3	Madubuike, Justin	3	Pierre-Paul, Jason	3				
Bynes, Josh	1.0			Bynes, Josh	2	Smith, Roquan	3	Jones, Travis	2				
Copeland, Brandon	1.0			Peters, Marcus	2	Urban, Brent	3	Bynes, Josh	1				
Jones, Travis	1.0			Urban, Brent	2	Bowser, Tyus	2	Copeland, Brandon	1				
Ojabo, David	1.0			Washington, Broderick	2	Bynes, Josh	2	Ojabo, David	1				
Peters, Marcus	1.0			Williams, Marcus	2	Campbell, Calais	2	Peters, Marcus	1				
Urban, Brent	1.0			Armour-Davis, Jalyn	1	Williams, Damarion	2	Pierce, Michael	1				
Washington, Broderick	1.0			Attaochu, Jeremiah	1	Worley, Daryl	2	Smith, Roquan	1				
Stephens, Brandon	0.5			Copeland, Brandon	1	Armour-Davis, Jalyn	1	Stephens, Brandon	1				
				Harrison, Malik	1	Houston, Justin	1	Urban, Brent	1				
				Jones, Travis	1	Jones, Travis	1						
				Kennard, Devon	1	Stone, Geno	1						
				Klein, A.J.	1								
				Mack, Isaiah	1								
				Williams, Damarion	1								
				Worley, Daryl	1								

FORCED FUMBLES		FUMBLE RECOVERIES	
PLAYER	NO.	PLAYER	NO.
Campbell, Calais	2	Humphrey, Marlon	2
Peters, Marcus	2	Peters, Marcus	2
Bowser, Tyus	1	Queen, Patrick	2
Clark, Chuck	1	Clark, Chuck	1
Hamilton, Kyle	1	Oweh, Odafe	1
Houston, Justin	1	Stone, Geno	1
Humphrey, Marlon	1	Williams, Marcus	1
Ojabo, David	1		
Oweh, Odafe	1		
Pierce, Michael	1		
Queen, Patrick	1		
Stone, Geno	1		

# GAME-BY-GAME OFFENSE

## 2022 REGULAR SEASON RAVENS GAME-BY-GAME OFFENSE

	09/11 @ NYJ	09/18 MIA	09/25 @ NE	10/02 BUF	10/09 CIN	10/16 @ NYG	10/23 CLE	10/27 @ TB	11/07 @ NO	11/20 CAR	11/27 @ JAX	12/04 DEN	12/11 @ PIT	12/17 @ CLE	12/24 ATL	01/01 PIT	01/08 @ CIN	Totals
<b>FIRST DOWNS</b>																		
Total	13	23	19	22	22	23	17	27	23	19	24	20	18	17	15	15	20	337
Rushing	4	6	8	13	13	10	11	11	14	10	13	9	12	10	10	6	7	167
Passing	8	13	11	7	7	13	5	15	7	9	10	8	5	6	5	8	12	149
Penalty	1	4	0	2	2	0	1	1	2	0	1	3	1	1	0	1	1	21
<b>THIRD DOWNS</b>																		
Attempts	13	10	11	13	11	10	15	13	15	15	14	13	13	12	12	12	16	218
Converted	5	3	5	6	5	4	7	6	9	6	8	3	4	5	4	5	6	91
Percentage	38.5%	30.0%	45.5%	46.2%	45.5%	40.0%	46.7%	46.2%	60.0%	40.0%	57.1%	23.1%	30.8%	41.7%	33.3%	41.7%	37.5%	41.7%
<b>FOURTH DOWNS</b>																		
Attempts	0	3	0	2	1	0	2	1	0	0	1	3	2	3	0	0	2	20
Converted	0	1	0	1	0	0	2	0	0	0	0	3	1	0	0	0	0	8
Percentage	0	33.3%	0	50.0%	0.0%	0	100.0%	0.0%	0	0	0.0%	100.0%	50.0%	0.0%	0	0	0.0%	40.0%
<b>TOT. OFFENSE</b>																		
Net Yards	274	473	394	296	325	406	254	453	319	308	415	285	309	324	299	240	386	5,760
Plays	53	54	59	64	61	58	63	74	65	66	68	69	61	61	51	50	75	1,052
Avg./Play	5.2	8.8	6.7	4.6	5.3	7.0	4.0	6.1	4.9	4.7	6.1	4.1	5.1	5.3	5.9	4.8	5.1	5.5
<b>RUSHING</b>																		
Net Yards	63	155	188	162	155	211	160	231	188	115	162	103	215	198	184	120	110	2,720
Rush. Att.	21	25	26	33	28	24	44	33	40	30	35	28	42	28	34	28	27	526
Avg./Att.	3.0	6.2	7.2	4.9	5.5	8.8	3.6	7.0	4.7	3.8	4.6	3.7	5.1	7.1	5.4	4.3	4.1	5.2
<b>PASSING</b>																		
Net Yards	211	318	206	134	170	195	94	222	131	193	253	182	94	126	115	120	276	3,040
Attempts	30	29	29	29	32	32	16	38	22	33	32	37	17	30	17	21	44	488
Completions	17	21	18	20	19	17	9	27	12	24	16	30	11	17	9	14	19	300
Completion Pct	56.7%	72.4%	62.1%	69.0%	59.4%	53.1%	56.3%	71.1%	54.5%	72.7%	50.0%	81.1%	64.7%	56.7%	52.9%	66.7%	43.2%	61.5%
Avg. Gain Per Pass Play	6.6	11.0	6.2	4.3	5.2	5.7	4.9	5.4	5.2	5.4	7.7	4.4	4.9	3.8	6.8	5.5	5.8	5.8
Intercepted	1	0	1	2	1	1	0	0	0	1	0	2	0	1	0	1	2	13
Gross Yards	213	318	218	144	174	210	120	238	133	209	254	198	104	138	115	130	286	3,202
Sacked	2.0	0.0	4.0	2.0	1.0	2.0	3.0	3.0	3.0	3.0	1.0	4.0	2.0	3.0	0.0	1.0	4.0	38.0
Yards Lost	2	0	12	10	4	15	26	16	2	16	1	16	10	12	0	10	10	162
<b>PENALTIES</b>																		
Number	5	1	2	9	6	10	3	7	5	10	3	3	5	3	1	4	5	82
Yards	29	5	10	70	48	74	53	101	31	93	20	15	46	25	6	30	22	678
<b>FUMBLES</b>																		
Number	1	1	1	0	1	2	1	0	1	0	3	1	2	4	1	0	2	21
Lost	0	0	1	0	0	1	1	0	0	0	2	0	0	1	0	0	2	8
<b>PUNTING</b>																		
Yards	291	81	133	152	79	95	181	210	193	251	53	303	124	41	115	179	137	2,618
Punts	6	2	3	3	2	2	3	4	4	7	1	6	3	1	3	4	3	57
Net Avg.	40.2	36.5	40.0	41.7	39.5	33.5	49.0	44.3	46.3	33.4	33.0	47.3	41.3	41.0	38.3	39.8	41.7	40.9
Gross Avg.	48.5	40.5	44.3	50.7	39.5	47.5	60.3	52.5	48.3	35.9	53.0	50.5	41.3	41.0	38.3	44.8	45.7	45.9
Touchbacks	1	0	0	1	0	1	1	0	0	1	1	0	0	0	0	1	0	7
Punts Blocked	0	0	0	0	0	0	0	0	0	0	0	0	0	0	0	0	0	0
Punt Returns	2	1	2	0	1	1	1	3	0	2	0	1	1	1	2	1	1	20
Punt Return Yards	17	5	55	0	4	12	46	27	0	5	0	3	9	7	14	2	8	214
Punt Return Avg.	8.5	5.0	27.5	0	4.0	12.0	46.0	9.0	0	2.5	0	3.0	9.0	7.0	7.0	2.0	8.0	10.7
Inside 20	3	0	1	0	2	0	1	2	2	4	0	5	1	1	1	2	1	26
Fair Catches	2	0	0	1	1	3	0	0	3	3	0	3	0	2	1	0	1	20
<b>SCORING</b>																		
Points	24	38	37	20	19	20	23	27	27	13	27	10	16	3	17	13	16	350
Q1	3	7	7	14	3	0	3	3	7	0	6	0	10	0	3	0	0	66
Q2	7	21	7	6	7	10	10	0	7	3	3	3	3	3	11	10	7	118
Q3	14	7	17	0	3	3	7	14	3	0	3	0	0	0	0	3	6	80
Q4	0	3	6	0	6	7	3	10	10	15	7	3	0	3	0	3	3	86
OT	0	0	0	0	0	0	0	0	0	0	0	0	0	0	0	0	0	0
TD Rushing	0	1	1	1	0	1	2	1	2	1	1	1	1	0	0	0	1	14
TD Passing	3	3	4	1	1	1	0	2	1	0	1	0	0	0	1	1	0	19
TD KO Returns	0	1	0	0	0	0	0	0	0	0	0	0	0	0	0	0	0	1
TD Punt Returns	0	0	0	0	0	0	0	0	0	0	0	0	0	0	0	0	0	0
TD Sp. Teams	0	0	0	0	0	0	0	0	0	0	0	0	0	0	0	0	0	0
TD Def. Returns	0	0	0	0	0	0	0	0	0	0	0	0	0	0	0	0	0	0
Total TDs	3	5	5	2	1	2	2	3	3	1	2	1	1	0	1	1	1	34
PAT Attempts	3	5	5	2	1	2	2	3	3	1	2	1	1	0	1	1	1	34
PAT Made	3	5	4	2	1	2	2	3	3	1	2	1	1	0	1	1	1	33
FG Attempts	1	1	1	2	4	3	3	3	2	2	5	1	3	3	4	2	3	43
FG Made	1	1	1	2	4	2	3	2	2	2	4	1	3	1	3	2	3	37
Safety	0	0	0	0	0	0	0	0	0	0	0	0	0	0	0	0	0	0
2-Pt Attempts	0	0	0	0	0	0	0	0	0	0	1	0	0	0	1	0	0	2
2-Pt Made	0	0	0	0	0	0	0	0	0	0	1	0	0	0	1	0	0	2
Time of Possession	27:30	25:13	30:36	38:10	29:59	28:08	34:04	38:23	37:47	33:14	32:39	32:29	32:59	26:52	27:16	25:46	28:41	529:46
<b>KICKOFFS</b>																		
Kickoff Returns	0	1	1	2	1	0	0	3	1	0	3	3	3	2	3	2	2	27
Kickoff Return Yards	0	103	25	40	15	0	0	72	9	0	35	62	58	41	65	83	51	659
Kickoff Return Avg.	0	103.0	25.0	20.0	15.0	0	0	24.0	9.0	0	11.7	20.7	19.3	20.5	21.7	41.5	25.5	24.4

# GAME-BY-GAME DEFENSE

## 2022 REGULAR SEASON RAVENS GAME-BY-GAME DEFENSE

	09/11 @ NYJ	09/18 MIA	09/25 @ NE	10/02 BUF	10/09 CIN	10/16 @ NYG	10/23 CLE	10/27 @ TB	11/07 @ NO	11/20 CAR	11/27 @ JAX	12/04 DEN	12/11 @ PIT	12/17 @ CLE	12/24 ATL	01/01 PIT	01/08 @ CIN	Totals
<b>FIRST DOWNS</b>																		
Total	24	27	22	22	20	18	18	20	13	13	18	12	23	19	17	22	15	323
Rushing	3	5	10	7	7	5	8	4	2	4	1	4	3	8	5	13	2	91
Passing	18	22	12	14	10	11	8	13	10	7	16	7	16	10	11	9	12	206
Penalty	3	0	0	1	3	2	2	3	1	2	1	1	4	1	1	0	1	26
<b>THIRD DOWNS</b>																		
Attempts	14	11	9	11	10	14	11	13	11	12	13	12	8	15	14	16	15	209
Converted	2	7	2	4	4	7	2	4	3	3	4	2	4	5	5	10	5	73
Percentage	14.3%	63.6%	22.2%	36.4%	40.0%	50.0%	18.2%	30.8%	27.3%	25.0%	30.8%	16.7%	50.0%	33.3%	35.7%	62.5%	33.3%	34.9%
<b>FOURTH DOWNS</b>																		
Attempts	4	2	2	1	1	0	1	1	1	1	3	0	0	2	4	0	1	24
Converted	3	2	1	1	0	0	1	1	1	0	2	0	0	2	1	0	0	15
Percentage	75.0%	100.0%	50.0%	100.0%	0.0%	0	100.0%	100.0%	100.0%	0.0%	66.7%	0	0	100.0%	25.0%	0	0.0%	62.5%
<b>TOT. OFFENSE</b>																		
Net Yards	380	547	447	326	291	238	336	349	243	205	332	272	329	283	327	351	257	5,513
Plays	79	69	63	62	59	62	56	62	49	54	61	52	53	64	68	70	64	1,047
Avg./Play	4.8	7.9	7.1	5.3	4.9	3.8	6.0	5.6	5.0	3.8	5.4	5.2	6.2	4.4	4.8	5.0	4.0	5.3
<b>RUSHING</b>																		
Net Yards	83	86	145	125	101	83	113	44	48	36	38	88	65	143	115	198	55	1,566
Rush. Att.	17	18	28	25	21	31	24	15	15	17	20	28	20	33	33	41	20	406
Avg./Att.	4.9	4.8	5.2	5.0	4.8	2.7	4.7	2.9	3.2	2.1	1.9	3.1	3.3	4.3	3.5	4.8	2.8	3.9
<b>PASSING</b>																		
Net Yards	297	461	302	201	190	155	223	305	195	169	294	184	264	140	212	153	202	3,947
Attempts	59	50	32	36	35	27	27	44	30	33	37	22	31	28	33	27	42	593
Completions	37	36	22	19	24	19	22	26	20	21	29	17	22	18	22	15	25	394
Completion Pct	62.7%	72.0%	68.8%	52.8%	68.6%	70.4%	81.5%	59.1%	66.7%	63.6%	78.4%	77.3%	71.0%	64.3%	66.7%	55.6%	59.5%	66.4%
Avg. Gain Per Pass Play	4.8	9.0	8.6	5.4	5.0	5.0	7.0	6.5	5.7	4.6	7.2	7.7	8.0	4.5	6.1	5.3	4.6	6.2
Intercepted	1	2	3	1	1	0	0	0	1	2	0	0	3	0	0	0	0	14
Gross Yards	309	469	321	213	217	173	258	325	223	196	321	189	276	161	218	168	215	4,252
Sacked	3.0	1.0	3.0	1.0	3.0	4.0	5.0	3.0	4.0	4.0	4.0	2.0	2.0	3.0	2.0	2.0	2.0	48.0
Yards Lost	12	8	19	12	27	18	35	20	28	27	27	5	12	21	6	15	13	305
<b>PENALTIES</b>																		
Number	6	8	3	4	4	3	6	4	5	9	4	4	2	3	5	6	3	79
Yards	81	51	16	31	20	25	45	35	40	66	19	48	15	32	48	43	35	650
<b>FUMBLES</b>																		
Number	2	0	3	2	0	1	3	1	0	2	2	0	0	0	2	0	1	19
Lost	1	0	1	1	0	1	2	1	0	1	1	0	0	0	1	0	1	11
<b>PUNTING</b>																		
Yards	253	82	100	136	154	185	173	267	232	265	206	288	111	155	112	99	362	3,180
Punts	6	2	2	3	4	4	3	5	5	6	3	7	3	3	3	2	7	68
Net Avg.	39.3	38.5	22.5	45.3	37.5	43.3	35.7	44.0	46.4	43.3	55.3	40.7	27.3	49.3	32.7	48.5	44.9	41.6
Gross Avg.	42.2	41.0	50.0	45.3	38.5	46.3	57.7	53.4	46.4	44.2	68.7	41.1	37.0	51.7	37.3	49.5	51.7	46.8
Touchbacks	0	0	0	0	0	0	1	1	0	0	2	0	1	0	0	0	2	7
Punts Blocked	0	0	0	0	0	0	0	0	0	0	0	0	0	0	0	0	0	0
Punt Returns	2	1	2	1	0	1	2	3	1	2	0	3	2	0	0	0	2	22
Punt Return Yards	30	8	13	7	0	8	14	33	8	-3	0	19	0	0	0	0	12	149
Punt Return Avg.	15.0	8.0	6.5	7.0	0	8.0	7.0	11.0	8.0	-1.5	0	6.3	0.0	0	0	0	6.0	6.8
Inside 20	2	1	0	1	0	2	1	2	2	4	1	2	0	1	0	1	3	23
Fair Catches	3	0	0	0	2	0	0	1	2	2	0	2	1	1	2	3	1	20
<b>SCORING</b>																		
Points	9	42	26	23	17	24	20	22	13	3	28	9	14	13	9	16	27	315
Q1	0	0	0	3	0	0	10	10	0	0	0	3	7	0	0	3	10	46
Q2	3	7	13	7	10	7	0	0	3	0	10	3	0	6	3	0	14	86
Q3	0	7	7	10	0	3	3	0	3	3	0	3	0	7	3	3	3	55
Q4	6	28	6	3	7	14	7	12	7	0	18	0	7	0	3	10	0	128
OT	0	0	0	0	0	0	0	0	0	0	0	0	0	0	0	0	0	0
TD Rushing	0	0	3	1	1	1	2	1	0	0	0	0	1	0	0	0	1	11
TD Passing	1	6	0	1	1	2	0	1	1	0	3	0	1	1	0	1	1	20
TD KO Returns	0	0	0	0	0	0	0	0	0	0	0	0	0	0	0	0	0	0
TD Punt Returns	0	0	0	0	0	0	0	0	0	0	0	0	0	0	0	0	0	0
TD Sp. Teams	0	0	0	0	0	0	0	0	0	0	0	0	0	0	0	0	0	0
TD Def. Returns	0	0	0	0	0	0	0	0	0	0	0	0	0	0	0	0	1	1
Total TDs	1	6	3	2	2	3	2	2	1	0	3	0	2	1	0	1	3	32
PAT Attempts	1	6	3	2	2	3	2	2	1	0	3	0	2	1	0	1	3	32
PAT Made	0	6	2	2	2	3	2	1	1	0	3	0	2	1	0	1	3	29
FG Attempts	2	0	2	3	1	1	3	3	2	1	2	4	1	4	3	4	2	38
FG Made	1	0	2	3	1	1	2	3	2	1	2	3	0	2	3	3	2	31
Safety	0	0	0	0	0	0	0	0	0	0	0	0	0	0	0	0	0	0
2-Pt Attempts	0	0	1	0	0	0	0	1	0	0	1	0	0	0	0	0	0	3
2-Pt Made	0	0	0	0	0	0	0	0	0	0	1	0	0	0	0	0	0	1
Time of Possession	32:30	34:47	29:24	21:50	30:01	31:52	25:56	21:37	22:13	26:46	27:21	27:31	27:01	33:08	32:44	34:14	31:19	490:14
<b>KICKOFFS</b>																		
Kickoff Returns	2	1	2	2	2	1	1	0	2	1	0	3	1	1	4	1	2	26
Kickoff Return Yards	48	18	45	46	54	47	27	0	33	8	0	32	29	21	67	29	48	552
Kickoff Return Avg.	24.0	18.0	22.5	23.0	27.0	47.0	27.0	0	16.5	8.0	0	10.7	29.0	21.0	16.8	29.0	24.0	21.2



# LONGEST PLAYS FROM SCRIMMAGE

RAVENS						OPPONENT					
DATE	OPPONENT	QTR	RAVENS PLAYER	YARDS	SCORE	DATE	OPPONENT	QTR	OPP. PLAYER	YARDS	SCORE
09/18	Miami	3	Lamar Jackson run	79T	L, 42-38	09/18	Miami	4	Tua Tagovailoa -> Tyreek Hill	60T	L, 38-42
09/18	Miami	2	Lamar Jackson -> Rashod Bateman	75T	L, 42-38	09/18	Miami	2	Tua Tagovailoa -> Jaylen Waddle	59	L, 38-42
11/27	at Jacksonville	4	Lamar Jackson -> DeSean Jackson	62	L, 28-27	10/23	Cleveland	1	Jacoby Brissett -> Amari Cooper	55	W, 20-23
09/11	at N.Y. Jets	3	Lamar Jackson -> Rashod Bateman	55T	W, 24-9	10/27	at Tampa Bay	4	Tom Brady -> Mike Evans	51	W, 22-27
01/08	at Cincinnati	4	Anthony Brown -> Sammy Watkins	47	L, 27-16	09/18	Miami	4	Tua Tagovailoa -> Tyreek Hill	48T	L, 38-42
12/11	at Pittsburgh	1	J.K. Dobbins run	44	W, 16-14	10/27	at Tampa Bay	1	Tom Brady -> Chris Godwin	44	W, 22-27
10/27	at Tampa Bay	4	Kenyan Drake run	40	W, 27-22	12/11	at Pittsburgh	1	Mitch Trubisky -> George Pickens	42	W, 14-16
11/27	at Jacksonville	3	Lamar Jackson -> Josh Oliver	40	L, 28-27	11/07	at New Orleans	4	Andy Dalton -> Juwan Johnson	41T	W, 13-27
12/24	Atlanta	1	Tyler Huntley -> Sammy Watkins	40	W, 17-9	09/25	at New England	1	Mac Jones -> DeVante Parker	40	W, 26-37
09/25	at New England	3	Lamar Jackson run	38	W, 37-26	12/04	Denver	2	Russell Wilson -> Jerry Jeudy	40	W, 9-10
12/17	at Cleveland	3	J.K. Dobbins run	37	L, 13-3	10/23	Cleveland	4	Jacoby Brissett -> Donovan Peoples-Jones	37	W, 20-23
12/24	Atlanta	3	Gus Edwards run	37	W, 17-9	12/11	at Pittsburgh	4	Mitch Trubisky -> Diontae Johnson	37	W, 14-16
12/24	Atlanta	2	Tyler Huntley -> Mark Andrews	36	W, 17-9	09/25	at New England	3	Mac Jones -> DeVante Parker	36	W, 26-37
09/25	at New England	4	Lamar Jackson -> Rashod Bateman	35	W, 37-26	11/20	Carolina	4	Baker Mayfield -> Terrace Marshall Jr.	34	W, 3-13
09/18	Miami	2	Lamar Jackson -> Isaiah Likely	34	L, 42-38	09/18	Miami	3	Tua Tagovailoa -> Jaylen Waddle	33	L, 38-42
09/25	at New England	3	Justice Hill run	34	W, 37-26	10/09	Cincinnati	2	Joe Burrow -> Mike D. Thomas	33	W, 17-19
01/08	at Cincinnati	4	Anthony Brown -> Sammy Watkins	32	L, 27-16	01/08	at Cincinnati	3	Joe Burrow -> Joe Mixon	33	L, 16-27
10/23	Cleveland	1	Lamar Jackson -> Devin Duvernay	31	W, 23-20	09/25	at New England	1	Mac Jones -> DeVante Parker	31	W, 26-37
11/20	Carolina	2	Lamar Jackson -> Demarcus Robinson	31	W, 13-3	01/01	Pittsburgh	1	Jaylen Warren run	31	L, 13-16
10/16	at N.Y. Giants	2	Kenyan Drake run	30	L, 24-20	12/04	Denver	4	Russell Wilson -> Greg Dulcich	30	W, 9-10
10/16	at N.Y. Giants	2	Kenyan Drake run	30T	L, 24-20	11/27	at Jacksonville	4	Trevor Lawrence -> Zay Jones	29	L, 27-28
11/20	Carolina	4	Kenyan Drake run	29	W, 13-3	09/18	Miami	4	Chase Edmonds run	28	L, 38-42
01/08	at Cincinnati	2	Anthony Brown -> Isaiah Likely	28	L, 27-16	09/25	at New England	4	Mac Jones -> Nelson Agholor	28	W, 26-37
09/18	Miami	4	Lamar Jackson -> Devin Duvernay	26	L, 42-38	10/27	at Tampa Bay	2	Tom Brady -> Mike Evans	28	W, 22-27
10/23	Cleveland	2	Lamar Jackson -> Rashod Bateman	26	W, 23-20	11/27	at Jacksonville	2	Trevor Lawrence -> JaMycal Hasty	28T	L, 27-28
09/11	at N.Y. Jets	2	Lamar Jackson -> Devin Duvernay	25T	W, 24-9	12/17	at Cleveland	3	Deshawn Watson -> Amari Cooper	28	L, 3-13
09/18	Miami	2	Lamar Jackson -> Mark Andrews	25	L, 42-38	01/01	Pittsburgh	4	Kenny Pickett -> Steven Sims	28	L, 13-16
09/25	at New England	4	Lamar Jackson -> Mark Andrews	25	W, 37-26	11/27	at Jacksonville	4	Trevor Lawrence -> Zay Jones	27	L, 27-28
10/16	at N.Y. Giants	3	Lamar Jackson run	25	L, 24-20	09/25	at New England	4	Mac Jones -> Kendrick Bourne	26	W, 26-37
10/27	at Tampa Bay	3	Lamar Jackson run	25	W, 27-22	12/24	Atlanta	2	Desmond Ridder -> Tyler Allgeier	26	W, 9-17
11/27	at Jacksonville	1	Lamar Jackson -> Mark Andrews	25	L, 28-27	01/08	at Cincinnati	2	Joe Burrow -> Ja'Marr Chase	26T	L, 16-27
12/11	at Pittsburgh	2	Tyler Huntley -> DeSean Jackson	25	W, 16-14	09/25	at New England	3	Mac Jones -> DeVante Parker	25	W, 26-37
12/17	at Cleveland	1	Gus Edwards run	25	L, 13-3	12/11	at Pittsburgh	2	Mitch Trubisky -> George Pickens	25	W, 14-16
12/17	at Cleveland	3	J.K. Dobbins run	25	L, 13-3	09/11	at N.Y. Jets	1	Joe Flacco -> Elijah Moore	24	W, 9-24
09/25	at New England	4	Lamar Jackson -> Rashod Bateman	24	W, 37-26	09/25	at New England	3	Mac Jones -> DeVante Parker	24	W, 26-37
11/07	at New Orleans	1	Lamar Jackson -> Isaiah Likely	24T	W, 27-13	11/20	Carolina	3	Baker Mayfield -> Terrace Marshall Jr.	24	W, 3-13
11/20	Carolina	1	Lamar Jackson -> Demarcus Robinson	23	W, 13-3	11/27	at Jacksonville	1	Trevor Lawrence -> Zay Jones	24	L, 27-28
12/11	at Pittsburgh	1	Tyler Huntley -> Demarcus Robinson	23	W, 16-14	11/27	at Jacksonville	2	Trevor Lawrence -> JaMycal Hasty	24	L, 27-28
10/27	at Tampa Bay	4	Gus Edwards run	22	W, 27-22	10/02	Buffalo	3	Josh Allen -> Stefon Diggs	23	L, 20-23
10/27	at Tampa Bay	1	Lamar Jackson -> Mark Andrews	22	W, 27-22	10/27	at Tampa Bay	1	Tom Brady -> Mike Evans	23	W, 22-27
12/04	Denver	2	Tyler Huntley -> Mark Andrews	22	W, 10-9	09/11	at N.Y. Jets	2	Michael Carter run	22	W, 9-24
01/01	Pittsburgh	3	J.K. Dobbins run	22	L, 16-13	09/25	at New England	2	Mac Jones -> Kendrick Bourne	22	W, 26-37
01/08	at Cincinnati	4	Anthony Brown -> Isaiah Likely	22	L, 27-16	10/23	Cleveland	4	Nick Chubb run	22	W, 20-23
09/25	at New England	3	Lamar Jackson -> Devin Duvernay	21	W, 37-26	10/23	Cleveland	1	Jacoby Brissett -> David Njoku	22	W, 20-23
10/02	Buffalo	2	Lamar Jackson -> Devin Duvernay	21	L, 23-20	12/04	Denver	2	Russell Wilson -> Greg Dulcich	22	W, 9-10
10/09	Cincinnati	1	Lamar Jackson -> Devin Duvernay	21	W, 19-17	01/08	at Cincinnati	1	Joe Burrow -> Tyler Boyd	22	L, 16-27
10/16	at N.Y. Giants	3	Kenyan Drake run	21	L, 24-20	09/18	Miami	4	Tua Tagovailoa -> Tyreek Hill	21	L, 38-42
09/25	at New England	4	Lamar Jackson run	20	W, 37-26	01/01	Pittsburgh	4	Kenny Pickett -> Diontae Johnson	21	L, 13-16
10/02	Buffalo	1	Lamar Jackson -> J.K. Dobbins	20	L, 23-20	10/02	Buffalo	3	Josh Allen run	20	L, 20-23
10/09	Cincinnati	3	Lamar Jackson -> Mark Andrews	20	W, 19-17	10/02	Buffalo	4	Josh Allen -> Dawson Knox	20	L, 20-23
11/20	Carolina	3	Lamar Jackson -> Demarcus Robinson	20	W, 13-3	10/27	at Tampa Bay	3	Tom Brady -> Rachaad White	20	W, 22-27
12/24	Atlanta					12/24	Atlanta	2	Desmond Ridder -> Drake London	20	W, 9-17
12/24	Atlanta					12/24	Atlanta	4	Desmond Ridder -> Drake London	20	W, 9-17
01/01	Pittsburgh					01/01	Pittsburgh	4	Kenny Pickett -> Pat Freiermuth	20	L, 13-16
01/08	at Cincinnati					01/08	at Cincinnati	3	Joe Burrow -> Ja'Marr Chase	20	L, 16-27
<b>TOTALS</b>			<b>51 - 1,589 (31.2), 6 TDS (18 RUNS, 2 TDS, 33 PASSES, 4 TDS)</b>						<b>55 - 1,647 (29.9), 5 TDS (5 RUNS, 0 TDS, 50 PASSES, 5 TDS)</b>		

# TEAM SUPERLATIVES

HIGH	DATE	OPPONENT	OFFENSIVE CATEGORY	OPPONENT	DATE	LOW
38	9/18	vs. Miami	<b>Points</b>	at Cleveland	12/17	3
21	9/18	vs. Miami	<b>Points in a Quarter</b>	at Cincinnati ...10 more at 0.	1/8	0
28	9/18	vs. Miami	<b>Points in a Half</b>	at Cleveland ...1 more at 0.	12/17	0
5	9/25	at New England ...1 more at 5.	<b>Total Touchdowns</b>	at Cleveland	12/17	0
75	1/8	at Cincinnati	<b>Total Plays</b>	vs. Pittsburgh	1/1	50
473	9/18	vs. Miami	<b>Total Net Yards</b>	vs. Pittsburgh	1/1	240
27	10/27	at Tampa Bay	<b>Total First Downs</b>	at N.Y. Jets	9/11	13
14	11/7	at New Orleans	<b>First Downs Rushing</b>	at N.Y. Jets	9/11	4
15	10/27	at Tampa Bay	<b>First Downs Passing</b>	vs. Atlanta ...2 more at 5.	12/24	5
4	9/18	vs. Miami	<b>First Down Penalties</b>	vs. Atlanta ...3 more at 0.	12/24	0
60%	11/7	at New Orleans	<b>Third Down Efficiency</b>	vs. Denver	12/4	23%
8.8	9/18	vs. Miami	<b>Average Yards Per Play</b>	vs. Cleveland	10/23	4
231	10/27	at Tampa Bay	<b>Total Net Yards Rushing</b>	at N.Y. Jets	9/11	63
44	10/23	vs. Cleveland	<b>Rushing Attempts</b>	at N.Y. Jets	9/11	21
8.8	10/16	at N.Y. Giants	<b>Rushing Average Yards</b>	at N.Y. Jets	9/11	3
2	11/7	at New Orleans ...1 more at 2.	<b>Rushing Touchdowns</b>	vs. Pittsburgh ...4 more at 0.	1/1	0
318	9/18	vs. Miami	<b>Total Net Yards Passing</b>	at Pittsburgh ...1 more at 94.	12/11	94
44	1/8	at Cincinnati	<b>Passing Attempts</b>	vs. Cleveland	10/23	16
30	12/4	vs. Denver	<b>Passing Completions</b>	vs. Atlanta ...1 more at 9.	12/24	9
4	9/25	at New England	<b>Passing Touchdowns</b>	at Cincinnati ...5 more at 0.	1/8	0
11	9/18	vs. Miami	<b>Passing Yards Average</b>	at Cleveland	12/17	3.8
2	1/8	at Cincinnati ...2 more at 2.	<b>Passes Thrown for Interception</b>	vs. Atlanta ...6 more at 0.	12/24	0
4	1/8	at Cincinnati ...2 more at 4.	<b>Times Sacked</b>	vs. Atlanta ...1 more at 0.	12/24	0
26	10/23	vs. Cleveland	<b>Sack Yards Lost</b>	vs. Atlanta ...1 more at 0.	12/24	0
7	11/20	vs. Carolina	<b>Total Punts</b>	at Cleveland ...1 more at 1.	12/17	1
303	12/4	vs. Denver	<b>Total Punt Yards</b>	at Cleveland	12/17	41
60.3	10/23	vs. Cleveland	<b>Punt Gross Average Yards</b>	vs. Carolina	11/20	35.9
49	10/23	vs. Cleveland	<b>Punt Net Average Yards</b>	at Jacksonville	11/27	33
3	10/27	at Tampa Bay	<b>Punt Returns</b>	at Jacksonville ...2 more at 0.	11/27	0
55	9/25	at New England	<b>Punt Return Yards</b>	at Jacksonville ...2 more at 0.	11/27	0
46.0	10/23	vs. Cleveland	<b>Punt Return Yards Average</b>	at Jacksonville ...2 more at 0.0.	11/27	0.0
3	12/24	vs. Atlanta ...4 more at 3.	<b>Kickoff Returns</b>	vs. Carolina ...3 more at 0.	11/20	0
103	9/18	vs. Miami	<b>Kickoff Return Yards</b>	vs. Carolina ...3 more at 0.	11/20	0
10	11/20	vs. Carolina ...1 more at 10.	<b>Total Penalties</b>	vs. Atlanta ...1 more at 1.	12/24	1
101	10/27	at Tampa Bay	<b>Penalty Yards</b>	vs. Miami	9/18	5
4	12/17	at Cleveland	<b>Total Fumbles</b>	vs. Pittsburgh ...3 more at 0.	1/1	0
2	1/8	at Cincinnati ...1 more at 2.	<b>Fumbles Lost</b>	vs. Pittsburgh ...10 more at 0.	1/1	0
38:23	10/27	at Tampa Bay	<b>Time of Possession</b>	vs. Miami	9/18	25:13
4	1/8	at Cincinnati	<b>Turnovers</b>	vs. Atlanta ...4 more at 0.	12/24	0
78,827	9/11	at N.Y. Jets	<b>Attendance</b>	at Jacksonville	11/27	59,560

# TEAM SUPERLATIVES

HIGH	DATE	OPPONENT	DEFENSIVE CATEGORY	OPPONENT	DATE	LOW
42	9/18	vs. Miami	<b>Points</b>	vs. Carolina	11/20	3
28	9/18	vs. Miami	<b>Points in a Quarter</b>	at Cincinnati ...15 more at 0.	1/8	0
35	9/18	vs. Miami	<b>Points in a Half</b>	vs. Carolina	11/20	0
6	9/18	vs. Miami	<b>Total Touchdowns</b>	vs. Atlanta ...2 more at 0.	12/24	0
79	9/11	at N.Y. Jets	<b>Total Plays</b>	at New Orleans	11/7	49
547	9/18	vs. Miami	<b>Total Net Yards</b>	vs. Carolina	11/20	205
27	9/18	vs. Miami	<b>Total First Downs</b>	vs. Denver	12/4	12
13	1/1	vs. Pittsburgh	<b>First Downs Rushing</b>	at Jacksonville	11/27	1
22	9/18	vs. Miami	<b>First Downs Passing</b>	vs. Denver ...1 more at 7.	12/4	7
4	12/11	at Pittsburgh	<b>First Down Penalties</b>	vs. Pittsburgh ...2 more at 0.	1/1	0
64%	9/18	vs. Miami	<b>Third Down Efficiency</b>	at N.Y. Jets	9/11	14%
7.9	9/18	vs. Miami	<b>Average Yards Per Play</b>	vs. Carolina ...1 more at 3.8.	11/20	3.8
198	1/1	vs. Pittsburgh	<b>Total Net Yards Rushing</b>	vs. Carolina	11/20	36
41	1/1	vs. Pittsburgh	<b>Rushing Attempts</b>	at New Orleans ...1 more at 15.	11/7	15
5.2	9/25	at New England	<b>Rushing Average Yards</b>	at Jacksonville	11/27	1.9
3	9/25	at New England	<b>Rushing Touchdowns</b>	vs. Pittsburgh ...8 more at 0.	1/1	0
461	9/18	vs. Miami	<b>Total Net Yards Passing</b>	at Cleveland	12/17	140
59	9/11	at N.Y. Jets	<b>Passing Attempts</b>	vs. Denver	12/4	22
37	9/11	at N.Y. Jets	<b>Passing Completions</b>	vs. Pittsburgh	1/1	15
6	9/18	vs. Miami	<b>Passing Touchdowns</b>	vs. Atlanta ...4 more at 0.	12/24	0
9	9/18	vs. Miami	<b>Passing Yards Average</b>	at Cleveland	12/17	4.5
3	12/11	at Pittsburgh ...1 more at 3.	<b>Passes Thrown for Interception</b>	at Cincinnati ...8 more at 0.	1/8	0
5	10/23	vs. Cleveland	<b>QB Sacks</b>	vs. Buffalo ...1 more at 1.	10/2	1
35	10/23	vs. Cleveland	<b>Sack Yards Lost</b>	vs. Denver	12/4	5
7	1/8	at Cincinnati ...1 more at 7.	<b>Total Punts</b>	vs. Pittsburgh ...2 more at 2.	1/1	2
362	1/8	at Cincinnati	<b>Total Punt Yards</b>	vs. Miami	9/18	82
68.7	11/27	at Jacksonville	<b>Punt Gross Average Yards</b>	at Pittsburgh	12/11	37
55.3	11/27	at Jacksonville	<b>Punt Net Average Yards</b>	at New England	9/25	22.5
3	12/4	vs. Denver ...1 more at 3.	<b>Punt Returns</b>	vs. Pittsburgh ...4 more at 0.	1/1	0
33	10/27	at Tampa Bay	<b>Punt Return Yards</b>	vs. Carolina	11/20	-3
15.0	9/11	at N.Y. Jets	<b>Punt Return Yards Average</b>	vs. Carolina	11/20	-1.5
4	12/24	vs. Atlanta	<b>Kickoff Returns</b>	at Jacksonville ...1 more at 0.	11/27	0
67	12/24	vs. Atlanta	<b>Kickoff Return Yards</b>	at Jacksonville ...1 more at 0.	11/27	0
9	11/20	vs. Carolina	<b>Total Penalties</b>	at Pittsburgh	12/11	2
81	9/11	at N.Y. Jets	<b>Penalty Yards</b>	at Pittsburgh	12/11	15
3	10/23	vs. Cleveland ...1 more at 3.	<b>Total Fumbles</b>	vs. Pittsburgh ...6 more at 0.	1/1	0
2	10/23	vs. Cleveland	<b>Fumbles Lost</b>	vs. Pittsburgh ...6 more at 0.	1/1	0
34:47	9/18	vs. Miami	<b>Time of Possession</b>	at Tampa Bay	10/27	21:37
4	9/25	at New England	<b>Turnovers</b>	vs. Pittsburgh ...2 more at 0.	1/1	0
78,827	9/11	at N.Y. Jets	<b>Attendance</b>	at Jacksonville	11/27	59,560





# INDIVIDUAL SUPERLATIVES

CATEGORY	2022 RAVENS INDIVIDUAL BEST	GAME	DATE	OPPONENT INDIVIDUAL BEST	GAME	DATE
<b>Touchdowns</b>	2 Kenyan Drake ...4 more.	at NO	11/07	2 Tyreek Hill ...1 more.	vs. MIA	09/18
<b>Passes Attempted</b>	44 Anthony Brown	at CIN	01/08	59 Joe Flacco	at NYJ	09/11
<b>Passes Completed</b>	27 Tyler Huntley ...1 more.	vs. DEN	12/04	37 Joe Flacco	at NYJ	09/11
<b>Completion Percentage</b>	84.3 Tyler Huntley	vs. DEN	12/04	81.4 Jacoby Brissett	vs. CLE	10/23
<b>Passing Yards</b>	318 Lamar Jackson	vs. MIA	09/18	469 Tua Tagovailoa	vs. MIA	09/18
<b>Yards Per Attempt</b>	11.0 Lamar Jackson	vs. MIA	09/18	10.0 Mac Jones	at NE	09/25
<b>Touchdown Passes</b>	4 Lamar Jackson	at NE	09/25	6 Tua Tagovailoa	vs. MIA	09/18
<b>Receptions</b>	9 Mark Andrews ...2 more.	vs. PIT	01/01	11 Zay Jones ...2 more.	at JAX	11/27
<b>Receiving Yards</b>	128 Demarcus Robinson	vs. CAR	11/20	190 Tyreek Hill	vs. MIA	09/18
<b>Touchdown Receptions</b>	2 Mark Andrews ...1 more.	at NE	09/25	2 Tyreek Hill ...1 more.	vs. MIA	09/18
<b>Rushing Yards</b>	125 J.K. Dobbins	at CLE	12/17	111 Najee Harris	vs. PIT	01/01
<b>Rushing Attempts</b>	24 Kenyan Drake	at NO	11/07	22 Najee Harris ...1 more.	vs. PIT	01/01
<b>Rushing Average</b>	13.2 Lamar Jackson	vs. MIA	09/18	6.4 Josh Allen	vs. BUF	10/02
<b>Rushing Touchdowns</b>	2 Kenyan Drake ...1 more.	at NO	11/07	1 Joe Mixon ...10 more.	at CIN	01/08
<b>Yards From Scrimmage</b>	128 J.K. Dobbins ...1 more.	at CLE	12/17	190 Tyreek Hill	vs. MIA	09/18
<b>Combined Net Yards</b>	163 Devin Duvernay	at TB	10/27	190 Tyreek Hill	vs. MIA	09/18
<b>Interceptions Made</b>	2 Marcus Williams	vs. MIA	09/18	2 Justin Simmons ...1 more.	vs. DEN	12/04
<b>Interceptions Thrown</b>	2 Anthony Brown ...1 more.	at CIN	01/08	3 Mitch Trubisky ...1 more.	at PIT	12/11
<b>INT Return Yards</b>	33 Marcus Williams	at NYJ	09/11	27 Julian Love	at NYG	10/16
<b>Tackles</b>	16 Roquan Smith	at CIN	01/08	18 Josey Jewell ...1 more.	vs. DEN	12/04
<b>Sacks</b>	2.5 Justin Houston	at NO	11/07	3.0 Deatrich Wise Jr.	at NE	09/25
<b>Punts</b>	7 Jordan Stout	vs. CAR	11/20	7 Drue Chrisman ...1 more.	at CIN	01/08
<b>Punts Inside the 20</b>	5 Jordan Stout	vs. DEN	12/04	4 Johnny Hekker	vs. CAR	11/20
<b>Punting Average</b>	60.3 Jordan Stout	vs. CLE	10/23	68.7 Logan Cooke	at JAX	11/27
<b>Punt Returns</b>	3 Devin Duvernay	at TB	10/27	3 Montrell Washington	vs. DEN	12/04
<b>Punt Return Yards</b>	55 Devin Duvernay	at NE	09/25	33 Jaelon Darden	at TB	10/27
<b>Kickoff Returns</b>	3 Justice Hill ...2 more.	vs. ATL	12/24	2 Trayveon Williams ...7 more.	at CIN	01/08
<b>Kickoff Return Yards</b>	103 Devin Duvernay	vs. MIA	09/18	54 Chris Evans	vs. CIN	10/09
<b>Field Goals Attempted</b>	5 Justin Tucker	at JAX	11/27	4 Chris Boswell ...2 more.	vs. PIT	01/01
<b>Field Goals Made</b>	4 Justin Tucker ...1 more.	at JAX	11/27	3 Chris Boswell ...4 more.	vs. PIT	01/01

CATEGORY	2022 RAVENS LONGEST PLAYS	GAME	DATE	OPPONENT INDIVIDUAL	GAME	DATE
<b>Run From Scrimmage</b>	79 Lamar Jackson	vs. MIA	09/18	31 Jaylen Warren	vs. PIT	01/01
<b>Touchdown Run</b>	79 Lamar Jackson	vs. MIA	09/18	11 Josh Allen	vs. BUF	10/02
<b>Passing Long</b>	75 Lamar Jackson	vs. MIA	09/18	60 Tua Tagovailoa	vs. MIA	09/18
<b>Touchdown Pass Long</b>	75 Lamar Jackson	vs. MIA	09/18	60 Tua Tagovailoa	vs. MIA	09/18
<b>Longest Reception</b>	75 Rashod Bateman	vs. MIA	09/18	60 Tyreek Hill	vs. MIA	09/18
<b>Touchdown Reception</b>	75 Rashod Bateman	vs. MIA	09/18	60 Tyreek Hill	vs. MIA	09/18
<b>Interception Return</b>	33 Marcus Williams	at NYJ	09/11	27 Julian Love	at NYG	10/16
<b>Longest Own Fumble Return</b>	12 Devin Duvernay	vs. CIN	10/09			
<b>Longest Opponent's Fumble Return</b>	5 Patrick Queen	vs. ATL	12/24	12 Jabrill Peppers	at NE	09/25
<b>Punt Return</b>	46 Devin Duvernay	vs. CLE	10/23	18 Jaelon Darden	at TB	10/27
<b>Kickoff Return</b>	103 Devin Duvernay	vs. MIA	09/18	47 Gary Brightwell	at NYG	10/16
<b>Punt</b>	69 Jordan Stout	vs. CLE	10/23	76 Corey Bojorquez	vs. CLE	10/23
<b>Field Goal</b>	58 Justin Tucker	vs. CIN	10/09	52 Brandon McManus	vs. DEN	12/04
<b>Field Goal Attempt</b>	67 Justin Tucker	at JAX	11/27	63 Brandon McManus	vs. DEN	12/04

# TURNOVER TABLE

DATE	OPPONENT	FORCED TURNOVERS			TURNOVERS CONVERTED					OUTCOME	
		FUM	INTS	TOTAL	TD	FG	PTS.	PTS. PCT.	TD PCT.	NET DIFF.	RESULT
09/11	Baltimore	1	1	2	0	1	3	50.0	0.0	+1	W
	at N.Y. Jets	0	1	1	1	0	6	100.0	100.0	-1	L
09/18	Baltimore	0	2	2	1	0	7	50.0	100.0	+2	L
	Miami	0	0	0	0	0	0	0.0	0.0	-2	W
09/25	Baltimore	1	3	4	1	1	9	50.0	50.0	+2	W
	at New England	1	1	2	1	0	7	50.0	100.0	-2	L
10/02	Baltimore	1	1	2	1	1	10	100.0	50.0	0	L
	Buffalo	0	2	2	0	1	3	50.0	0.0	0	W
10/09	Baltimore	0	1	1	0	1	3	100.0	0.0	0	W
	Cincinnati	0	1	1	1	0	7	100.0	100.0	0	L
10/16	Baltimore	1	0	1	0	0	0	0.0	0.0	-1	L
	at N.Y. Giants	1	1	2	1	0	7	50.0	100.0	+1	W
10/23	Baltimore	2	0	2	1	0	7	50.0	100.0	+1	W
	Cleveland	1	0	1	0	0	0	0.0	0.0	-1	L
10/27	Baltimore	1	0	1	0	1	3	100.0	0.0	+1	W
	at Tampa Bay	0	0	0	0	0	0	0.0	0.0	-1	L
11/07	Baltimore	0	1	1	1	0	7	100.0	100.0	+1	W
	at New Orleans	0	0	0	0	0	0	0.0	0.0	-1	L
11/20	Baltimore	1	2	3	1	0	7	33.3	100.0	+2	W
	Carolina	0	1	1	0	0	0	0.0	0.0	-2	L
11/27	Baltimore	1	0	1	1	0	7	100.0	100.0	-1	L
	at Jacksonville	2	0	2	1	1	10	100.0	50.0	+1	W
12/04	Baltimore	0	0	0	0	0	0	0.0	0.0	-2	W
	Denver	0	2	2	0	1	3	50.0	0.0	+2	L
12/11	Baltimore	0	3	3	0	1	3	33.3	0.0	+3	W
	at Pittsburgh	0	0	0	0	0	0	0.0	0.0	-3	L
12/17	Baltimore	0	0	0	0	0	0	0.0	0.0	-2	L
	at Cleveland	1	1	2	1	0	7	50.0	100.0	+2	W
12/24	Baltimore	1	0	1	1	0	8	100.0	100.0	+1	W
	Atlanta	0	0	0	0	0	0	0.0	0.0	-1	L
01/01	Baltimore	0	0	0	0	0	0	0.0	0.0	-1	L
	Pittsburgh	0	1	1	0	0	0	0.0	0.0	+1	W
01/08	Baltimore	1	0	1	0	1	3	100.0	0.0	-3	L
	at Cincinnati	2	2	4	3	0	21	75.0	100.0	+3	W
<b>RAVENS</b>		<b>11</b>	<b>14</b>	<b>25</b>	<b>8</b>	<b>7</b>	<b>77</b>	<b>60.0</b>	<b>53.3</b>	<b>+4</b>	<b>10-7</b>
<b>OPPONENTS</b>		<b>8</b>	<b>13</b>	<b>21</b>	<b>9</b>	<b>3</b>	<b>71</b>	<b>57.1</b>	<b>75.0</b>	<b>-4</b>	<b>7-10</b>



RAVENS																		
Date	Opponent	Pos	TD	PAT	2-Pt.	Miss PAT	FG	FGA	Blk/MFG	INT	Fum	Dwns	Drive Ends			TD%	Score	
													Half	Game	Pts		Pct.	Pts/Poss
09/11	at N.Y. Jets	2	1	1	0	0	1	1	0	0	0	0	0	0	10	50.0	100.0	5.0
09/18	Miami	3	2	2	0	0	0	0	0	0	0	1	0	0	14	66.7	66.7	4.7
09/25	at New England	5	5	4	0	1	0	0	0	0	0	0	0	0	34	100.0	100.0	6.8
10/02	Buffalo	4	2	2	0	0	1	1	0	1	0	0	0	0	17	50.0	75.0	4.3
10/09	Cincinnati	3	1	1	0	0	2	2	0	0	0	0	0	0	13	33.3	100.0	4.3
10/16	at N.Y. Giants	3	1	1	0	0	2	2	0	0	0	0	0	0	13	33.3	100.0	4.3
10/23	Cleveland	4	2	2	0	0	2	2	0	0	0	0	0	0	20	50.0	100.0	5.0
10/27	at Tampa Bay	6	3	3	0	0	2	2	0	0	0	1	0	0	27	50.0	83.3	4.5
11/07	at New Orleans	4	2	2	0	0	2	2	0	0	0	0	0	0	20	50.0	100.0	5.0
11/20	Carolina	4	1	1	0	0	2	2	0	0	0	0	0	0	13	25.0	75.0	3.3
11/27	at Jacksonville	5	2	1	1	0	3	3	0	0	0	0	0	0	24	40.0	100.0	4.8
12/04	Denver	2	1	1	0	0	1	1	0	0	0	0	0	0	10	50.0	100.0	5.0
12/11	at Pittsburgh	3	1	1	0	0	2	2	0	0	0	0	0	0	13	33.3	100.0	4.3
12/17	at Cleveland	2	0	0	0	0	0	0	0	1	0	1	0	0	0	0.0	0.0	0.0
12/24	Atlanta	4	1	0	1	0	3	3	0	0	0	0	0	0	17	25.0	100.0	4.3
01/01	Pittsburgh	2	1	1	0	0	1	1	0	0	0	0	0	0	10	50.0	100.0	5.0
01/08	at Cincinnati	3	1	1	0	0	2	2	0	0	0	0	0	0	13	33.3	100.0	4.3
<b>TOTALS</b>		<b>59</b>	<b>27</b>	<b>24</b>	<b>2</b>	<b>1</b>	<b>26</b>	<b>26</b>	<b>0</b>	<b>2</b>	<b>0</b>	<b>3</b>	<b>0</b>	<b>0</b>	<b>268</b>	<b>45.8</b>	<b>89.8</b>	<b>4.5</b>

OPPONENT																		
Date	Opponent	Pos	TD	PAT	2-Pt.	Miss PAT	FG	FGA	Blk/MFG	INT	Fum	Dwns	Drive Ends			TD%	Score	
													Half	Game	Pts		Pct.	Pts/Poss
09/11	at N.Y. Jets	2	1	0	0	1	0	0	0	0	0	1	0	0	6	50.0	50.0	3.0
09/18	Miami	4	4	4	0	0	0	0	0	0	0	0	0	0	28	100.0	100.0	7.0
09/25	at New England	5	3	2	0	0	1	1	0	1	0	0	0	0	23	60.0	80.0	4.6
10/02	Buffalo	3	2	2	0	0	1	1	0	0	0	0	0	0	17	66.7	100.0	5.7
10/09	Cincinnati	3	2	2	0	0	0	0	0	0	0	1	0	0	14	66.7	66.7	4.7
10/16	at N.Y. Giants	5	3	3	0	0	1	1	0	0	0	0	0	1	24	60.0	80.0	4.8
10/23	Cleveland	4	2	2	0	0	2	2	0	0	0	0	0	0	20	50.0	100.0	5.0
10/27	at Tampa Bay	5	2	1	0	0	3	3	0	0	0	0	0	0	22	40.0	100.0	4.4
11/07	at New Orleans	2	0	0	0	0	2	2	0	0	0	0	0	0	6	0.0	100.0	3.0
11/20	Carolina	1	0	0	0	0	1	1	0	0	0	0	0	0	3	0.0	100.0	3.0
11/27	at Jacksonville	4	2	1	1	0	2	2	0	0	0	0	0	0	21	50.0	100.0	5.3
12/04	Denver	0	0	0	0	0	0	0	0	0	0	0	0	0	0	0.0	0.0	0.0
12/11	at Pittsburgh	4	2	2	0	0	0	1	1	1	0	0	0	0	14	50.0	50.0	3.5
12/17	at Cleveland	4	1	1	0	0	1	2	1	0	0	0	0	1	10	25.0	50.0	2.5
12/24	Atlanta	4	0	0	0	0	3	3	0	0	0	1	0	0	9	0.0	75.0	2.3
01/01	Pittsburgh	3	1	1	0	0	2	2	0	0	0	0	0	0	13	33.3	100.0	4.3
01/08	at Cincinnati	3	1	1	0	0	2	2	0	0	0	0	0	0	13	33.3	100.0	4.3
<b>TOTALS</b>		<b>56</b>	<b>26</b>	<b>22</b>	<b>1</b>	<b>1</b>	<b>21</b>	<b>23</b>	<b>2</b>	<b>2</b>	<b>0</b>	<b>3</b>	<b>0</b>	<b>2</b>	<b>243</b>	<b>46.4</b>	<b>83.9</b>	<b>4.3</b>



# FIRST DOWNS GAINED

2022 : REGULAR SEASON

(AS OF JAN 10, 2023, 1:51 PM PST)

PLAYER	RUSH	REC.	TOTAL	3RD DOWN CONVERSION	4TH DOWN CONVERSION
Mark Andrews	3	48	51	15	2
Lamar Jackson	47	0	47	20	2
Gus Edwards	30	0	30	8	1
J.K. Dobbins	26	3	29	1	0
Kenyan Drake	21	7	28	3	0
Devin Duvernay	7	19	26	9	0
Demarcus Robinson	0	23	23	8	0
Isaiah Likely	0	18	18	4	0
Justice Hill	15	2	17	4	0
Tyler Huntley	12	0	12	5	3
Rashod Bateman	0	7	7	3	0
Josh Oliver	0	7	7	1	0
Patrick Ricard	5	1	6	4	0
DeSean Jackson	0	5	5	2	0
Charlie Kolar	0	3	3	2	0
James Proche II	0	3	3	1	0
Sammy Watkins	0	2	2	1	0
Mike Davis	1	0	1	0	0
Tylan Wallace	0	1	1	0	0
Team (by penalty)	--	--	21	--	--
<b>2022 TOTALS</b>	<b>167</b>	<b>149</b>	<b>337</b>	<b>91</b>	<b>8</b>



# COMPLETIONS BY DISTANCE

## 2022 REGULAR SEASON

DATE	OPPONENT	QUARTERBACK	LOSS	0-9	10-19	20-29	30-39	40-49	50+
9/11	at N.Y. Jets	Jackson	--	9	6 (1)	1 (1)	--	--	1 (1)
9/18	Miami	Jackson	--	10 (1)	7 (1)	2	1	--	1 (1)
9/25	at New England	Jackson	--	9 (3)	5 (1)	3	1	--	--
10/2	Buffalo	Jackson	1	14 (1)	3	2	--	--	--
10/9	Cincinnati	Jackson	--	14	3 (1)	2	--	--	--
10/16	at N.Y. Giants	Jackson	--	4	13 (1)	--	--	--	--
10/23	Cleveland	Jackson	--	4	3	1	1	--	--
10/27	at Tampa Bay	Jackson	1	14 (1)	11 (1)	1	--	--	--
11/7	at New Orleans	Jackson	--	5	6	1 (1)	--	--	--
11/20	Carolina	Jackson	2	14	5	2	1	--	--
11/27	at Jacksonville	Jackson	--	5	8 (1)	1	--	1	1
12/4	Denver	Huntley	2	16	8	1	--	--	--
		Jackson	--	3	--	--	--	--	--
12/11	at Pittsburgh	Huntley	--	4	2	2	--	--	--
		Brown	--	3	--	--	--	--	--
12/17	at Cleveland	Huntley	1	11	5	--	--	--	--
12/24	Atlanta	Huntley	1	4 (1)	2	--	1	1	--
1/1	Pittsburgh	Huntley	1	8 (1)	5	--	--	--	--
1/8	at Cincinnati	Brown	--	5	10	2	1	1	--
<b>PLAYER TOTALS</b>		Jackson	4	105 (6)	70 (7)	16 (2)	4	1	3 (2)
		Huntley	5	43 (2)	22	3	1	1	--
		Brown	--	8	10	2	1	1	--
<b>TEAM TOTALS</b>			<b>9</b>	<b>156 (8)</b>	<b>102 (7)</b>	<b>21 (2)</b>	<b>6</b>	<b>3</b>	<b>3 (2)</b>



# THE LAST TIME IT HAPPENED (POSTSEASON)

## BY RAVENS

## BY OPPONENT

### RUSHING

* Never Has Happened *	300 YARDS RUSHING	* Never Has Happened *
* Never Has Happened *	200 YARDS RUSHING	* Never Has Happened *
136 YDs, Lamar Jackson @ Tennessee, 01/10/21	100 YARDS RUSHING	195 YDs, Derrick Henry vs. Tennessee, 01/11/20
136 YDs, Lamar Jackson @ Tennessee, 01/10/21	75+ YARD RUSHING	195 YDs, Derrick Henry vs. Tennessee, 01/11/20
* Never Has Happened *	FIVE TOUCHDOWNS RUSHING	* Never Has Happened *
* Never Has Happened *	FOUR TOUCHDOWNS RUSHING	* Never Has Happened *
* Never Has Happened *	THREE TOUCHDOWNS RUSHING	* Never Has Happened *
2 TDs, Ray Rice: (83, 1) @ New England, 01/10/10	TWO TOUCHDOWNS RUSHING	2 TDs, Rashard Mendenhall: (1, 2) @ Pittsburgh, 01/15/11
* Never Has Happened *	TWO PLAYERS WITH TWO TD RUSHING	* Never Has Happened *
* Never Has Happened *	OVER 400 YARDS RUSHING (TEAM)	* Never Has Happened *
* Never Has Happened *	300-399 YARDS RUSHING (TEAM)	* Never Has Happened *
236 YDs, Baltimore 20, Tennessee 13 @ Tennessee, 01/10/21	200-299 YARDS RUSHING (TEAM)	217 YDs, Tennessee 28, Baltimore 12 vs. Tennessee, 01/11/20

## BY RAVENS

## BY OPPONENT

### RECEIVING

* Never Has Happened *	TWO 100-YARD RECEIVERS	109 YDs/104 YDs, Michael Crabtree/Vernon Davis @ San Francisco, 02/03/13
* Never Has Happened *	200 YARDS RECEIVING	* Never Has Happened *
* Never Has Happened *	150 YARDS RECEIVING	* Never Has Happened *
109 YDs, Marquise Brown @ Tennessee, 01/10/21	100 YARDS RECEIVING	106 YDs, Stefon Diggs @ Buffalo, 01/16/21
* Never Has Happened *	FIVE TOUCHDOWN RECEPTIONS	* Never Has Happened *
* Never Has Happened *	FOUR TOUCHDOWN RECEPTIONS	* Never Has Happened *
* Never Has Happened *	THREE TOUCHDOWN RECEPTIONS	* Never Has Happened *
2 TDs, Michael Crabtree: (31, 7) vs. L.A. Chargers, 01/06/19	TWO TOUCHDOWN RECEPTIONS	2 TDs, Danny Amendola: (15, 51) @ New England, 01/10/15
* Never Has Happened *	TWO PLAYERS WITH TWO TD RECEPTIONS	* Never Has Happened *

## BY RAVENS

## BY OPPONENT

### PASSING

* Never Has Happened *	500 YARDS PASSING	* Never Has Happened *
* Never Has Happened *	400 YARDS PASSING	* Never Has Happened *
365 YDs, Lamar Jackson vs. Tennessee, 01/11/20	300 YARDS PASSING	367 YDs, Tom Brady @ New England, 01/10/15
* Never Has Happened *	SEVEN TOUCHDOWN PASSES	* Never Has Happened *
* Never Has Happened *	SIX TOUCHDOWN PASSES	* Never Has Happened *
* Never Has Happened *	FIVE TOUCHDOWN PASSES	* Never Has Happened *
4 TDs, Joe Flacco: (19, 9, 11, 16) @ New England, 01/10/15	FOUR TOUCHDOWN PASSES	* Never Has Happened *
4 TDs, Joe Flacco: (19, 9, 11, 16) @ New England, 01/10/15	THREE TOUCHDOWN PASSES	3 TDs, Tom Brady: (15, 5, 23) @ New England, 01/10/15
59 ATT., Lamar Jackson vs. Tennessee, 01/11/20	50+ PASS ATTEMPTS	50 ATT., Tom Brady @ New England, 01/10/15
59 ATT., Lamar Jackson vs. Tennessee, 01/11/20	40+ PASS ATTEMPTS	50 ATT., Tom Brady @ New England, 01/10/15
* Never Has Happened *	FOUR INTERCEPTIONS THROWN	4 INTs, Chad Pennington @ Miami, 01/04/09
3 INTs, Joe Flacco @ Pittsburgh, 01/18/09	THREE INTERCEPTIONS THROWN	3 INTs, T.J. Yates vs. Houston, 01/15/12
2 INTs, Lamar Jackson vs. Tennessee, 01/11/20	TWO INTERCEPTIONS THROWN	2 INTs, Ben Roethlisberger @ Pittsburgh, 01/03/15



# THE LAST TIME IT HAPPENED (POSTSEASON)

## BY RAVENS

## BY OPPONENT

### COMBINED YARDS

131 YDs/331 YDs, Ray Rice/Joe Flacco @ Denver, 01/12/13	100-YARD RUSHER AND 300-YARD PASSER	110 YDs/302 YDs, Frank Gore/Colin Kaepernick @ San Francisco, 02/03/13
126 YDs/365 YDs, Marquise Brown/Lamar Jackson vs. Tennessee, 01/11/20	100-YARD RECEIVER AND 300-YARD PASSER	108 YDs/367 YDs, Rob Gronkowski/Tom Brady @ New England, 01/10/15
136 YDs/109 YDs, Lamar Jackson/Marquise Brown @ Tennessee, 01/10/21	100-YARD RUSHER AND 100-YARD RECEIVER	110 YDs/104/109 YDs, Frank Gore/Vernon Davis/Michael Crabtree @ San Francisco, 02/03/13
143 YDs/365 YDs/126 YDs, Lamar Jackson/Lamar Jackson Marquise Brown vs. Tennessee, 01/11/20	100-YARD RUSHER, 300-YARD PASSER, 100-YARD RECEIVER	110 YDs/302 YDs/104 YDs, Frank Gore/Colin Kaepernick Vernon Davis @ San Francisco, 02/03/13

## BY RAVENS

## BY OPPONENT

### DEFENSE

39 YDs, Corey Graham: (9:58) (Shotgun) 18-P.Manning pass short right intended for 87-E.Decker INTERCEPTED by 24-C.Graham (23-C.Brown) at DEN 39. 24-C.Graham for 39 yards, TOUCHDOWN. @ Denver, 01/12/13	INTERCEPTED PASS RETURNED FOR A TOUCHDOWN	101 YDs, Taron Johnson: (:58) (Shotgun) 8-L.Jackson pass short middle intended for 89-M.Andrews INTERCEPTED by 24-T.Johnson at BUF -1. 24-T.Johnson for 101 yards, TOUCHDOWN. @ Buffalo, 01/16/21
13 YDs, Cory Redding: (1:07) (Shotgun) 7-B.Roethlisberger sacked at PIT 3 for -7 yards (55-T.Suggs). FUMBLES (55-T.Suggs), RECOVERED by BLT-93-C.Redding at PIT 13. 93-C.Redding for 13 yards, TOUCHDOWN. Pittsburgh challenged the fumble ruling, and the play was Upheld. (Timeout #1 at 00:53.) @ Pittsburgh, 01/15/11	FUMBLE RETURNED FOR A TOUCHDOWN	* Never Has Happened *
* Never Has Happened *	SAFETY SCORED	Shamarko Thomas: (2:00) (Punt formation) 4-S.Koch punt is BLOCKED by 29-S.Thomas, Center-48-P.Scales, ball out of bounds in End Zone, SAFETY. @ Pittsburgh, 01/03/15
* Never Has Happened *	SHUTOUT	* Never Has Happened *
* Never Has Happened *	FOUR SACK GAME	* Never Has Happened *
3.0 SK, Terrell Suggs @ Pittsburgh, 01/15/11	THREE SACK GAME	3.0 SK, James Harrison @ Pittsburgh, 01/15/11
2.0 SK, Elvis Dumervil @ Pittsburgh, 01/03/15	TWO SACK GAME	2.0 SK, Jerry Hughes @ Buffalo, 01/16/21
* Never Has Happened *	70+ YARD INTERCEPTION RETURN	101t YDs, Taron Johnson @ Buffalo, 01/16/21
2 INTs, Corey Graham @ Denver, 01/12/13	TWO INTERCEPTIONS	2 INTs, Brent Alexander @ Pittsburgh, 01/20/02
* Never Has Happened *	THREE INTERCEPTIONS	* Never Has Happened *
* Never Has Happened *	FOUR INTERCEPTIONS	* Never Has Happened *
91 YDs, Pittsburgh 31, Baltimore 24 @ Pittsburgh, 01/15/11	LESS THAN 100 NET PASSING YARDS	83 YDs, Tennessee 28, Baltimore 12 vs. Tennessee, 01/11/20
* Never Has Happened *	LESS THAN 150 YARDS NET OFFENSE	126 YDs, Pittsburgh 31, Baltimore 24 @ Pittsburgh, 01/15/11
161 YDs, Baltimore 30, Kansas City 7 @ Kansas City, 01/09/11	LESS THAN 200 YARDS NET OFFENSE	126 YDs, Pittsburgh 31, Baltimore 24 @ Pittsburgh, 01/15/11
220 YDs, Buffalo 17, Baltimore 3 @ Buffalo, 01/16/21	LESS THAN 300 YARDS NET OFFENSE	229 YDs, L.A. Chargers 23, Baltimore 17 vs. L.A. Chargers, 01/06/19
3 TO, Baltimore 30, Pittsburgh 17 @ Pittsburgh, 01/03/15	FORCED THREE+ TURNOVERS	3 TO, Tennessee 28, Baltimore 12 vs. Tennessee, 01/11/20

## BY RAVENS

## BY OPPONENT

### SPECIAL TEAMS

108 YDs, Jacoby Jones: 2-D.Akers kicks 73 yards from SF 35 to BLT -8. 12-J.Jones for 108 yards, TOUCHDOWN. @ San Francisco, 02/03/13	KICKOFF RETURNED FOR A TOUCHDOWN	104 YDs, Trindon Holliday: 9-J.Tucker kicks 69 yards from BLT 35 to DEN -4. 11-T.Holliday for 104 yards, TOUCHDOWN. @ Denver, 01/12/13
88 YDs, Jermaine Lewis @ Pittsburgh, 01/20/02	PUNT RETURNED FOR A TOUCHDOWN	90 YDs, Trindon Holliday: (12:32) 4-S.Koch punts 52 yards to DEN 10, Center-46-M.Cox. 11-T.Holliday for 90 yards, TOUCHDOWN. @ Denver, 01/12/13

# THE LAST TIME IT HAPPENED (POSTSEASON)

* Never Has Happened *	BLOCKED FIELD GOAL RETURNED FOR A TOUCHDOWN	* Never Has Happened *
* Never Has Happened *	BLOCKED PUNT RETURNED FOR A TOUCHDOWN	* Never Has Happened *
* Never Has Happened *	MADE FIELD GOAL OF 60 YARDS OR LONGER	* Never Has Happened *
51 YDs, Justin Tucker: (4:23) 9-J.Tucker 51 yard field goal is GOOD, Center-46-M.Cox, Holder-4-S.Koch. @ Tennessee, 01/10/21	MADE FIELD GOAL OF 50-59 YARDS	53 YDs, Michael Badgley: (1:14) (Field Goal formation) 4-M.Badgley 53 yard field goal is GOOD, Center-47-M.Windt, Holder-5-D.Jones. vs. L.A. Chargers, 01/06/19
* Never Has Happened *	BLOCKED FIELD GOAL	41 YDs, Michael Badgley: (13:51) (Field Goal formation) 4-M.Badgley 41 yard field goal is BLOCKED (90-Z.Smith), Center-47-M.Windt, Holder-5-D.Jones. vs. L.A. Chargers, 01/06/19
Sam Koch: (2:00) (Punt formation) 4-S.Koch punt is BLOCKED by 29-S.Thomas, Center-48-P.Scales, ball out of bounds in End Zone, SAFETY. @ Pittsburgh, 01/03/15	BLOCKED PUNT	* Never Has Happened *
* Never Has Happened *	MISSED POINT AFTER TOUCHDOWN ATTEMPT	* Never Has Happened *
Dan Carpenter [Frank Walker blocked]: (Kick formation) 5-D.Carpenter extra point is Blocked (41-F.Walker), Center-92-J.Denney, Holder-2-B.Fields. @ Miami, 01/04/09	POINT AFTER TOUCHDOWN ATTEMPT BLOCKED	* Never Has Happened *
* Never Has Happened *	SIX FIELD GOALS	* Never Has Happened *
* Never Has Happened *	FIVE FIELD GOALS	5 FG, Michael Badgley: (21, 53, 40, 34, 47) vs. L.A. Chargers, 01/06/19
* Never Has Happened *	FOUR FIELD GOALS	5 FG, Michael Badgley: (21, 53, 40, 34, 47) vs. L.A. Chargers, 01/06/19
3 FG, Justin Tucker: (28, 45, 52) @ Pittsburgh, 01/03/15	THREE FIELD GOALS	5 FG, Michael Badgley: (21, 53, 40, 34, 47) vs. L.A. Chargers, 01/06/19
* Never Has Happened *	70+ YARD PUNT	* Never Has Happened *
<b>BY RAVENS</b>		<b>BY OPPONENT</b>
<b>TEAM/MISCELLANEOUS</b>		
530 YDs, Baltimore 530, Tennessee 300 vs. Tennessee, 01/11/20	500 TOTAL YARDS OF OFFENSE	* Never Has Happened *
401 YDs, Baltimore 401, Tennessee 209 @ Tennessee, 01/10/21	400-499 TOTAL YARDS OF OFFENSE	422 YDs, Baltimore 428, New England 422 @ New England, 01/10/15
* Never Has Happened *	TOUCHDOWN ON OFFENSE, DEFENSE AND SPECIAL TEAMS	* Never Has Happened *
* Never Has Happened *	MADE TWO-POINT CONVERSION	Philip Rivers: TWO-POINT CONVERSION ATTEMPT. 17-P.Rivers pass to 81-M.Williams is complete. ATTEMPT SUCCEEDS. vs. L.A. Chargers, 01/06/19
Lamar Jackson: TWO-POINT CONVERSION ATTEMPT. 8-L.Jackson pass to 80-M.Boykin is incomplete. ATTEMPT FAILS. vs. Tennessee, 01/11/20	FAILED TWO-POINT CONVERSION	Ben Roethlisberger: (Run formation) TWO-POINT CONVERSION ATTEMPT. 7-B.Roethlisberger pass to 84-A.Brown is incomplete. ATTEMPT FAILS. Intercepted by 26-Elam. @ Pittsburgh, 01/03/15
* Never Has Happened *	50 POINTS	* Never Has Happened *
* Never Has Happened *	40 POINTS	* Never Has Happened *
Baltimore 38, Denver 35 @ Denver, 01/12/13	OVERTIME WIN	* Never Has Happened *
* Never Has Happened *	OVERTIME LOSS	Baltimore 38, Denver 35 @ Denver, 01/12/13
* Never Has Happened *	OVERTIME TIE	* Never Has Happened *
0 TO, Baltimore 28, New England 13 @ New England, 01/20/13	NO TURNOVERS	0 TO, Buffalo 17, Baltimore 3 @ Buffalo, 01/16/21
41:44 TOP, Baltimore 30, Kansas City 7 @ Kansas City, 01/09/11	OVER 40:00 TIME OF POSSESSION (NON-OT)	40:45 TOP, Pittsburgh 27, Baltimore 10 @ Pittsburgh, 01/20/02
Baltimore 30, Kansas City 7 @ Kansas City, 01/09/11	WON GAME BY 20+ POINTS	* Never Has Happened *

# POSTSEASON TEAM RECORD WHEN...

## RAVENS 2022 POSTSEASON RECORD WHEN...

CATEGORY	2022 SEASON		ALL-TIME		CATEGORY	2022 SEASON		ALL-TIME	
	W-L	W-L	W-L	W-L		W-L	W-L		
OVERALL	0-0	16-11			IN DECEMBER	0-0	1-0		
HOME	0-0	3-4			IN JANUARY	0-0	14-11		
RAVENS AT M&T BANK STADIUM	0-0	3-4			IN FEBRUARY	0-0	1-0		
RAVENS ON THE ROAD	0-0	11-7			ON SUNDAY NIGHT	0-0	3-1		
RAVENS AT A NEUTRAL SITE	0-0	2-0			ON THURSDAY NIGHT	0-0	0-0		
RAVENS OUTDOORS	0-0	14-9			ON MONDAY NIGHT	0-0	0-0		
RAVENS INDOORS	0-0	2-2			ON SATURDAY	0-0	3-7		
RAVENS SCORE FIRST	0-0	7-1			DAY GAMES	0-0	12-7		
OPPONENT SCORES FIRST	0-0	9-10			NIGHT GAMES	0-0	4-4		
RAVENS SCORE ON FIRST POSSESSION	0-0	3-2			VS. AFC NORTH OVERALL	0-0	1-2		
RAVENS SCORE 20 OR MORE POINTS	0-0	14-3			VS. AFC NORTH AT HOME	0-0	0-0		
RAVENS SCORE 19 OR LESS POINTS	0-0	2-8			VS. AFC NORTH ON THE ROAD	0-0	1-2		
RAVENS ALLOW 20 OR MORE	0-0	2-9			VS. AFC	0-0	14-11		
RAVENS ALLOW 19 OR LESS POINTS	0-0	14-2			VS. AFC EAST	0-0	4-3		
RAVENS LEAD AFTER 1ST QUARTER	0-0	4-2			VS. AFC SOUTH	0-0	4-4		
RAVENS TRAIL AFTER 1ST QUARTER	0-0	6-7			VS. AFC WEST	0-0	4-1		
SCORE TIED AFTER 1ST QUARTER	0-0	6-2			VS. NFC	0-0	2-0		
RAVENS LEAD AT HALFTIME	0-0	11-3			VS. NFC EAST	0-0	1-0		
RAVENS TRAIL AT HALFTIME	0-0	1-7			VS. NFC SOUTH	0-0	0-0		
SCORE TIED AT HALFTIME	0-0	4-1			VS. NFC NORTH	0-0	0-0		
RAVENS LEAD AFTER 3RD QUARTER	0-0	13-1			VS. NFC WEST	0-0	1-0		
RAVENS TRAIL AFTER 3RD QUARTER	0-0	0-8							
SCORE TIED AFTER 3RD QUARTER	0-0	3-2							
GAME GOES TO OVERTIME	0-0	1-0							
RAVENS HAVE + TURNOVER RATIO	0-0	14-2							
RAVENS HAVE - TURNOVER RATIO	0-0	0-9							
TURNOVER RATIO EVEN	0-0	2-0							
RAVENS HAVE 30:00+TOP	0-0	11-4							
RAVENS HAVE LESS THAN 30:00 TOP	0-0	5-7							
RAVENS HAVE 100-YARD RUSHER	0-0	7-2							
RAVENS HAVE 300 NET PASSING YARDS	0-0	1-1							
RAVENS HAVE 300-YARD PASSER	0-0	1-2							
RAVENS HAVE 1 100-YARD RECEIVER	0-0	5-2							
RAVENS HAVE 2 100-YARD RECEIVERS	0-0	0-0							
RAVENS SCORE A KR TD	0-0	2-0							
RAVENS SCORE A PR TD	0-0	0-1							



# REPLAY CHALLENGES

## RAVENS

Date	Opp.	Initial Ruling	Ruling Challenged	Ruling
10/2	vs. Buf.	L.Jackson scrambles left end ran ob at BLT 34 for 5 yards (K.Elam).	Short of line to gain	<b>Upheld</b>
11/7	at NO	A.Dalton sacked at BLT 41 for -2 yards (J.Houston).	Down by contact	<b>Upheld</b>
11/20	vs. Car.	J.Stout punts 41 yards to end zone, Center-N.Moore, Touchback.	Touchback	<b>Reversed</b> – J.Stout punts 35 yards to CAR 6, Center-N.Moore, downed by BLT-N.Moore.
12/11	at Pit.	T.Huntley scrambles right end to BLT 34 for 1 yard (T.Watt).	Short of line to gain	<b>Upheld</b>
12/24	vs. Atl.	D.Ridder pass incomplete short left to D.London (Da.Williams).	Pass was not tipped	<b>Upheld</b>
1/1	vs. Pit.	T.Huntley pass short left to M.Andrews to PIT 44 for 5 yards (T.Edmunds).	Short of line to gain	<b>Reversed</b> – T.Huntley pass short left to M.Andrews to PIT 43 for 6 yards (T.Edmunds).
1/8	at Cin.	A.Brown pass incomplete short left to D.Robinson.	Incomplete pass	<b>Upheld</b>
<b>TOTALS</b>	2-for-7 (29%)			

## OPPONENTS

Date	Opp.	Initial Ruling	Ruling Challenged	Ruling
9/18	vs. Mia.	T.Tagovailoa pass short left to J.Waddle to MIA 45 for 4 yards (M. Humphrey).	Short of line to gain	<b>Upheld</b>
10/16	at NYG	L.Jackson pass short middle to J.Oliver to NYG 32 for 12 yards (D.Belton).	Pass completion	<b>Upheld</b>
10/23	vs. Cle.	L.Jackson scrambles left end to BLT 25 for 7 yards (R.Harrison).	Not down by contact	<b>Upheld</b>
11/27	at Jax.	L.Jackson pass short right to D.Duvernay to BLT 46 for 5 yards (F.Oluokun).	Pass completion	<b>Upheld</b>
12/24	vs. Atl.	D.Ridder pass incomplete short right to M.Pruitt (P.Queen).	Incomplete pass	<b>Upheld</b>
<b>TOTALS</b>	0-for-5 (0%)			



# REPLAY CHALLENGES

## REPLAY ASSISTANT

Last two minutes of the half and overtime and any touchdown scoring play or turnover

Date	Opp.	Initial Ruling	Ruling Challenged	Ruling
9/18	vs. Mia.	L.Jackson right tackle for 1 yard, TOUCHDOWN.	Broke the plane	Reversed – runner did not break plane
9/18	vs. Mia.	L.Jackson pass deep middle to M.Andrews for 26 yards, TOUCHDOWN.	Broke the plane	Reversed – runner did not break plane
9/18	vs. Mia.	T.Tagovailoa pass incomplete deep left to J.Waddle	Incomplete pass	Reversed – T.Tagovailoa pass deep left intended for J.Waddle INTERCEPTED by M.Williams at BLT 20.
9/25	at NE	TWO-POINT CONVERSION ATTEMPT. M.Jones pass to R.Stevenson is complete. ATTEMPT SUCCEEDS.	Not down by contact	Reversed – TWO-POINT CONVERSION ATTEMPT. M.Jones pass to R.Stevenson is complete. ATTEMPT FAILS.
10/16	at NYG	L.Jackson pass short right to J.Oliver to NYG 12 for 4 yards (J.Love).	Pass completion	Reversed – L.Jackson pass incomplete short right to J.Oliver.
10/27	at TB	T.Brady pass deep left to J.Jones ran ob at BLT 39 for 22 yards	Pass completion	Reversed – T.Brady pass incomplete deep left to J.Jones
11/27	at Jax.	L.Jackson pass short right to M.Andrews to JAX 31 for 2 yards (F.Oluokun, R.Jenkins). FUMBLES (R.Jenkins), RECOVERED by JAX-R.Jenkins at JAX 30.	Ball was inbounds	Reversed – L.Jackson pass short right to M.Andrews to JAX 30 for 3 yards (F.Oluokun, R.Jenkins). FUMBLES (R.Jenkins), ball out of bounds at JAX 30.
11/27	at Jax.	L.Jackson up the middle for 6 yards, TOUCHDOWN.	Broke the plane	Reversed – L.Jackson up the middle to JAX 1 for 5 yards (A.Cisco, T.Walker).
11/27	at Jax.	T.Lawrence pass short right to M.Jones for 10 yards, TOUCHDOWN.	Pass completion	Upheld
12/4	vs. Den.	(Shotgun) R.Wilson pass short right to J.Jeudy to BLT 22 for 8 yards (K.Hamilton)	First down	Reversed – R.Wilson pass short right to J.Jeudy to BLT 23 for 7 yards (K.Hamilton).
12/11	at Pit.	M.Trubisky pass deep left intended for D.Johnson INTERCEPTED by M.Williams at BLT 1. Touchback.	Touchback	Upheld
12/24	vs. Atl.	T.Huntley pass short right to D.Robinson for 6 yards, TOUCHDOWN.	Pass completion	Upheld
12/24	vs. Atl.	D.Ridder pass incomplete short left to D.London (M.Humphrey).	Incomplete pass	Reversed – D.Ridder pass short left to D.London to BLT 13 for 15 yards (M.Humphrey).
<b>TOTALS</b>	<b>3-for-13 (23%)</b>			

### HARBAUGH CAREER CHALLENGE TOTALS

REGULAR SEASON					POSTSEASON				
Year	No.	Reversed	Upheld	Pct.	Year	No.	Reversed	Upheld	Pct.
2008	7	3	4	42.9	2008	3	2	1	66.7
2009	11	6	5	54.6	2009	2	1	1	50.0
2010	9	1	8	11.1	2010	0	0	0	0.0
2011	12	8	4	66.7	2011	1	0	1	0.0
2012	6	3	3	50.0	2012	1	0	1	0.0
2013	12	7	5	58.3	2013	-	-	-	-
2014	8	1	7	12.5	2014	1	1	0	100.0
2015	8	3	5	37.5	2015	-	-	-	-
2016	5	2	3	40.0	2016	-	-	-	-
2017	9	5	4	55.6	2017	-	-	-	-
2018	6	3	3	50.0	2018	1	1	0	100.0
2019	6	0	6	0.0	2019	0	0	0	0.0
2020	6	3	3	50.0	2020	0	0	0	0.0
2021	6	3	3	50.0	2021	-	-	-	-
2022	7	2	5	28.5	2022	-	-	-	-
<b>Total</b>	<b>118</b>	<b>50</b>	<b>68</b>	<b>42.4</b>	<b>Total</b>	<b>7</b>	<b>3</b>	<b>4</b>	<b>42.8</b>



# GAME 1: RAVENS 24, JETS 9

Baltimore (1-0) • N.Y. Jets (0-1)

Sunday, September 11, 2022 • 1:00 PM EDT • MetLife Stadium • N.Y. Jets  
Rain and mid 70s Temp: 73° F, Humidity: 79%, Wind: W 3 mph • Attendance: 78,827 • Time: 3:03



<b>Baltimore Ravens</b> .....	<b>3</b>	<b>7</b>	<b>14</b>	<b>0</b>	<b>—</b>	<b>24</b>
<b>New York Jets</b> .....	<b>0</b>	<b>3</b>	<b>0</b>	<b>6</b>	<b>—</b>	<b>9</b>

## SCORING DRIVES

TEAM	QTR	TIME	SCORING PLAY	BAL	NYJ
Ravens	1	03:16	J.Tucker 24 yd. Field Goal (4-7, 1:40)	3	0
Ravens	2	03:45	D.Duvernay 25 yd. pass from L.Jackson (J.Tucker kick) (3-62, 0:56)	10	0
Jets	2	00:24	G.Zuerlein 45 yd. Field Goal (8-48, 3:21)	10	3
Ravens	3	07:14	D.Duvernay 17 yd. pass from L.Jackson (J.Tucker kick) (6-44, 3:10)	17	3
Ravens	3	02:06	R.Bateman 55 yd. pass from L.Jackson (J.Tucker kick) (5-88, 2:31)	24	3
Jets	4	01:00	T.Conklin 3 yd. pass from J.Flacco (kick failed, wl) (11-43, 1:42)	24	9

## NEW YORK JETS (HEAD COACH: ROBERT SALEH)

OFFENSE			DEFENSE		
WR	8	E. Moore	DE	91	J. Franklin-Myers
LT	76	G. Fant	DL	98	S. Rankins
LG	78	L. Tomlinson	DE	95	Q. Williams
C	60	C. McGovern	LB	57	C. Mosley
RG	75	A. Vera-Tucker	LB	56	Q. Williams
RT	61	M. Mitchell	LB	58	C. Lawson
TE	81	L. Cager	LB	9	K. Alexander
TE	83	T. Conklin	CB	4	D. Reed
TE	87	C. Uzomah	CB	1	S. Gardner
QB	19	J. Flacco	S	29	L. Joyner
RB	32	M. Carter	S	3	J. Whitehead

## BALTIMORE RAVENS (HEAD COACH: JOHN HARBAUGH)

OFFENSE			DEFENSE		
WR	7	R. Bateman	DT	92	J. Madubuike
WR	13	D. Duvernay	NT	58	M. Pierce
LT	71	J. James	DE	93	C. Campbell
LG	72	B. Powers	RUSH	99	O. Oweh
C	64	T. Linderbaum	MLB	56	J. Bynes
RG	70	K. Zeitler	WLB	6	P. Queen
RT	78	M. Moses	SAM	40	M. Harrison
TE	89	M. Andrews	CB	23	K. Fuller
QB	8	L. Jackson	SS	36	C. Clark
FB	42	P. Ricard	FS	32	M. Williams
RB	17	K. Drake	CB	44	M. Humphrey

**OFFICIALS:** Referee: Craig Wrolstad (4), Umpire: Steve Woods (54), Down Judge: Jim Mello (48), Side Judge: Jeff Lamberth (21), Back Judge: Grantis Bell (27), Line Judge: Tripp Sutter (37), Field Judge: Jeff Shears, Replay Official: Kevin Stine, Replay Assistant: Gavin Anderson

## BALTIMORE RAVENS

PASSING	ATT	CP	YDS	SK/YD	TD	LG	INT	RTG
Lamar Jackson	30	17	213	2/2	3	55t	1	98.3
<b>TOTAL</b>	<b>30</b>	<b>17</b>	<b>213</b>	<b>2/2</b>	<b>3</b>	<b>55T</b>	<b>1</b>	<b>98.3</b>

RUSHING	ATT	YDS	AVG	LG	TD
Kenyan Drake	11	31	2.8	8	0
Lamar Jackson	6	17	2.8	8	0
Mike Davis	2	11	5.5	10	0
Justice Hill	2	4	2.0	3	0
<b>TOTAL</b>	<b>21</b>	<b>63</b>	<b>3.0</b>	<b>10</b>	<b>0</b>

RECEIVING	NO	YDS	AVG	LG	TD
Mark Andrews	5	52	10.4	17	0
Devin Duvernay	4	54	13.5	25t	2
Rashod Bateman	2	59	29.5	55t	1
Demarcus Robinson	2	19	9.5	11	0
Justice Hill	2	7	3.5	5	0
Kenyan Drake	1	15	15.0	15	0
Patrick Ricard	1	7	7.0	7	0
<b>TOTAL</b>	<b>17</b>	<b>213</b>	<b>12.5</b>	<b>55T</b>	<b>3</b>

TOP DEFENSE	TOT	SOLO	AST	SCK	YDS	INT
Marcus Williams	12	10	2	0.0	0.0	1
Patrick Queen	9	5	4	0.5	2.5	0
Chuck Clark	8	4	4	0.0	0.0	0

FIELD GOALS	FGM/FGA	PERCENT	RESULTS
Justin Tucker	1-1	100.0	24G
<b>TOTAL</b>	<b>1-1</b>	<b>100.0</b>	

## NEW YORK JETS

PASSING	ATT	CP	YDS	SK/YD	TD	LG	INT	RTG
Joe Flacco	59	37	309	3/12	1	24	1	74.8
<b>TOTAL</b>	<b>59</b>	<b>37</b>	<b>309</b>	<b>3/12</b>	<b>1</b>	<b>24</b>	<b>1</b>	<b>74.8</b>

RUSHING	ATT	YDS	AVG	LG	TD
Michael Carter	10	60	6.0	22	0
Breece Hall	6	23	3.8	14	0
Joe Flacco	1	0	0.0	0	0
<b>TOTAL</b>	<b>17</b>	<b>83</b>	<b>4.9</b>	<b>22</b>	<b>0</b>

RECEIVING	NO	YDS	AVG	LG	TD
Michael Carter	7	40	5.7	11	0
Corey Davis	6	77	12.8	17	0
Breece Hall	6	38	6.3	16	0
Elijah Moore	5	49	9.8	24	0
Braxton Berrios	5	37	7.4	13	0
Garrett Wilson	4	52	13.0	19	0
Tyler Conklin	4	16	4.0	6	1
<b>TOTAL</b>	<b>37</b>	<b>309</b>	<b>8.4</b>	<b>24</b>	<b>1</b>

TOP DEFENSE	TOT	SOLO	AST	SCK	YDS	INT
C.J. Mosley	11	7	4	0.0	0.0	0
Quincy Williams	6	6	0	1.0	0.0	0
Jordan Whitehead	5	4	1	0.0	0.0	0

FIELD GOALS	FGM/FGA	PERCENT	RESULTS
Greg Zuerlein	1-2	50.0	45WL, 45G
<b>TOTAL</b>	<b>1-2</b>	<b>50.0</b>	

## GAME HIGHLIGHTS

- Baltimore now owns a 10-2 all-time regular season series lead over the Jets, including 4-2 as the visitors, and a 5-1 record against New York during the **John Harbaugh** Era (since 2008).
- QB Lamar Jackson** completed 17-of-30 passes for 213 yards and 3 TDs (98.3 rating) with 1 INT, while adding 17 rushing yards on 6 carries. It marks the 14th time in Jackson's career that he's notched at least 3 TD passes, with Baltimore owning a 13-1 record in such contests.
- WR Devin Duvernay** posted career highs in receptions (4, tied), receiving yards (54) and TD grabs (2), while **WR Rashod Bateman** caught a 55-yard TD, marking the longest reception of his career.
- S Marcus Williams** had a team-high and career single-game best 12 tackles (10 solo), while adding 1 INT (returned 33 yards) – his first as a Raven.
- The Ravens' defense permitted just 2-of-14 (14.3%) third-down conversions against the Jets.

## Team Statistics

	Ravens	Jets
First Downs	13	24
3rd-Down Eff. (Made/Att/Pct)	5/13/38%	2/14/14%
4th-Down Eff. (Made/Att/Pct)	0/0/0%	3/4/75%
Total Net Yards	274	380
Total Plays	53	79
Yards Per Play	5.2	4.8
Rushes/Net Yards	21/63	17/83
Net Passing	211	297
Pass Attempts/Completions	30/17	59/37
Had Intercepted	1	1
Sacked/Yards Lost	2/2	3/12
Punts/Average	6/48.5	6/42.2
Penalties/Yards	5/29	6/81
Fumbles/Lost	1/0	2/1
Possession Time	27:30	32:30





# GAME 2: DOLPHINS 42, RAVENS 38

Miami (2-0) • Baltimore (1-1)

Sunday, September 18, 2022 • 1:00 PM EDT • M&T Bank Stadium • Baltimore  
Sunny Temp: 82° F, Humidity: 61%, Wind: NE 6 mph • Attendance: 70,582 • Time: 3:20



<b>Miami Dolphins</b> .....	<b>0</b>	<b>7</b>	<b>7</b>	<b>28</b>	<b>—</b>	<b>42</b>
<b>Baltimore Ravens</b> .....	<b>7</b>	<b>21</b>	<b>7</b>	<b>3</b>	<b>—</b>	<b>38</b>

## SCORING DRIVES

TEAM	QTR	TIME	SCORING PLAY	MIA	BAL
Ravens	1	14:47	D.Duvernay 103 yd. kickoff return (J.Tucker kick) (0-0, 0:13)	0	7
Dolphins	2	10:54	J.Waddle 6 yd. pass from T.Tagovailoa (J.Sanders kick) (6-94, 3:49)	7	7
Ravens	2	10:44	R.Bateman 75 yd. pass from L.Jackson (J.Tucker kick) (1-75, 0:10)	7	14
Ravens	2	04:03	M.Andrews 1 yd. pass from L.Jackson (J.Tucker kick) (6-66, 2:43)	7	21
Ravens	2	00:29	D.Robinson 12 yd. pass from L.Jackson (J.Tucker kick) (6-80, 0:51)	7	28
Dolphins	3	07:52	M.Gesicki 14 yd. pass from T.Tagovailoa (J.Sanders kick) (12-75, 7:08)	14	28
Ravens	3	00:26	L.Jackson 79 yd. run (J.Tucker kick) (3-87, 1:35)	14	35
Dolphins	4	12:12	R.Cracraft 2 yd. pass from T.Tagovailoa (J.Sanders kick) (7-75, 3:14)	21	35
Dolphins	4	07:47	T.Hill 48 yd. pass from T.Tagovailoa (J.Sanders kick) (5-59, 1:24)	28	35
Dolphins	4	05:19	T.Hill 60 yd. pass from T.Tagovailoa (J.Sanders kick) (3-64, 1:27)	35	35
Ravens	4	02:18	J.Tucker 51 yd. Field Goal (6-42, 3:01)	35	38
Dolphins	4	00:14	J.Waddle 7 yd. pass from T.Tagovailoa (J.Sanders kick) (6-68, 2:04)	42	38

## MIAMI DOLPHINS (HEAD COACH: MIKE MCDANIEL)

OFFENSE			DEFENSE		
WR	10	T. Hill	DE	94	C. Wilkins
WR	17	J. Waddle	NT	92	Z. Sieler
LT	72	T. Armstead	DT	98	R. Davis
LG	74	L. Eichenberg	LB	55	J. Baker
C	58	C. Williams	LB	45	D. Riley
RG	68	R. Hunt	LB	52	E. Roberts
RT	75	G. Little	LB	15	J. Phillips
TE	81	D. Smythe	CB	25	X. Howard
QB	1	T. Tagovailoa	CB	40	N. Needham
FB	30	A. Ingold	S	8	J. Holland
RB	31	R. Mostert	S	29	B. Jones

## BALTIMORE RAVENS (HEAD COACH: JOHN HARBAUGH)

OFFENSE			DEFENSE		
WR	13	D. Duvernay	DT	92	J. Madubuike
LT	65	P. Mekari	NT	58	M. Pierce
LG	72	B. Powers	DE	93	C. Campbell
C	64	T. Linderbaum	RUSH	99	O. Oweh
RG	70	K. Zeitler	MLB	56	J. Bynes
RT	78	M. Moses	WLB	6	P. Queen
TE	89	M. Andrews	SAM	40	M. Harrison
TE	84	J. Oliver	CB	24	M. Peters
QB	8	L. Jackson	SS	36	C. Clark
FB	42	P. Ricard	FS	32	M. Williams
RB	17	K. Drake	CB	44	M. Humphrey

**OFFICIALS:** Referee: Adrian Hill (29), Umpire: Roy Ellison (81), Down Judge: David Oliver (24), Field Judge: Mearl Robinson (31), Back Judge: Keith Ferguson (61), Side Judge: Jim Quirk (5), Replay Official: Roddy Ames, Line Judge: Kevin Codey (16)

## MIAMI DOLPHINS

PASSING	ATT	CP	YDS	SK/YD	TD	LG	INT	RTG
Tua Tagovailoa	50	36	469	1/8	6	60t	2	124.1
<b>TOTAL</b>	<b>50</b>	<b>36</b>	<b>469</b>	<b>1/8</b>	<b>6</b>	<b>60T</b>	<b>2</b>	<b>124.1</b>

RUSHING	ATT	YDS	AVG	LG	TD
Raheem Mostert	11	51	4.6	11	0
Chase Edmonds	5	33	6.6	28	0
Alec Ingold	1	1	1.0	1	0
Tua Tagovailoa	1	1	1.0	1	0
<b>TOTAL</b>	<b>18</b>	<b>86</b>	<b>4.8</b>	<b>28</b>	<b>0</b>

RECEIVING	NO	YDS	AVG	LG	TD
Tyreek Hill	11	190	17.3	60t	2
Jaylen Waddle	11	171	15.5	59	2
Mike Gesicki	4	41	10.3	14t	1
Raheem Mostert	3	28	9.3	13	0
Alec Ingold	2	15	7.5	13	0
Trent Sherfield	2	9	4.5	12	0
Chase Edmonds	1	8	8.0	8	0
Durham Smythe	1	5	5.0	5	0
River Cracraft	1	2	2.0	2t	1
<b>TOTAL</b>	<b>36</b>	<b>469</b>	<b>13.0</b>	<b>60T</b>	<b>6</b>

TOP DEFENSE	TOT	SOLO	AST	SCK	YDS	INT
Christian Wilkins	8	6	2	0.0	0.0	0
Eric Rowe	6	6	0	0.0	0.0	0
Duke Riley	4	3	1	0.0	0.0	0

FIELD GOALS	FGM/FGA	PERCENT	RESULTS
	No Field Goals		

## BALTIMORE RAVENS

PASSING	ATT	CP	YDS	SK/YD	TD	LG	INT	RTG
Lamar Jackson	29	21	318	0/0	3	75t	0	142.6
<b>TOTAL</b>	<b>29</b>	<b>21</b>	<b>318</b>	<b>0/0</b>	<b>3</b>	<b>75T</b>	<b>0</b>	<b>142.6</b>

RUSHING	ATT	YDS	AVG	LG	TD
Lamar Jackson	9	119	13.2	79t	1
Justice Hill	3	16	5.3	13	0
Kenyan Drake	6	8	1.3	6	0
Patrick Ricard	1	5	5.0	5	0
Mike Davis	5	4	0.8	3	0
Mark Andrews	1	3	3.0	3	0
<b>TOTAL</b>	<b>25</b>	<b>155</b>	<b>6.2</b>	<b>79T</b>	<b>1</b>

RECEIVING	NO	YDS	AVG	LG	TD
Mark Andrews	9	104	11.6	25	1
Rashod Bateman	4	108	27.0	75t	1
Isaiah Likely	4	43	10.8	34	0
Devin Duvernay	2	42	21.0	26	0
Demarcus Robinson	1	12	12.0	12t	1
Tylan Wallace	1	9	9.0	9	0
<b>TOTAL</b>	<b>21</b>	<b>318</b>	<b>15.1</b>	<b>75T</b>	<b>3</b>

TOP DEFENSE	TOT	SOLO	AST	SCK	YDS	INT
Marcus Williams	10	7	3	0.0	0.0	2
Marlon Humphrey	7	4	3	0.0	0.0	0
Chuck Clark	5	5	0	0.0	0.0	0

FIELD GOALS	FGM/FGA	PERCENT	RESULTS
Justin Tucker	1-1	100.0	51G
<b>TOTAL</b>	<b>1-1</b>	<b>100.0</b>	

## GAME HIGHLIGHTS

- **QB Lamar Jackson** (119 rushing yards) eclipsed the century mark for the 11th time, surpassing Michael Vick for the most 100-yard rushing games by a QB in NFL history, also becoming the first player to throw a TD of 75-plus yards and rush for a TD of 75-plus yards in a single game.
- **S Marcus Williams** had a game-high 10 tackles and 2 INTs, marking his second-career multi-INT game and first since 12/31/17 at TB (w/ NO).
- **WR Devin Duvernay** registered a 103-yard KOR-TD to open the game, marking the league's first KOR-TD of the 2022 season and the second (93 yards on 9/28/20 vs. KC) of Duvernay's career. It also marked the first opening-game kickoff for a TD in Ravens history.
- **TE Mark Andrews'** receiving TD was the 30<sup>th</sup> of his career, passing WR Derrick Mason (29) for third most in team history. Andrews also joined Mike Ditka (32), Antonio Gates (43), Tony Gonzalez (30), Jimmy Graham (51), Rob Gronkowski (54) and Kellen Winslow Sr. (35) as one of seven TEs in NFL history to reach that mark in the first five seasons of a career.

## Team Statistics

	Dolphins	Ravens
First Downs	27	23
3rd-Down Eff. (Made/Att/Pct)	7/11/64%	3/10/30%
4th-Down Eff. (Made/Att/Pct)	2/2/100%	1/3/33%
Total Net Yards	547	473
Total Plays	69	54
Yards Per Play	7.9	8.8
Rushes/Net Yards	18/86	25/155
Net Passing	461	318
Pass Attempts/Completions	50/36	29/21
Had Intercepted	2	0
Sacked/Yards Lost	1/8	0/0
Punts/Average	2/41.0	2/40.5
Penalties/Yards	8/51	1/5
Fumbles/Lost	0/0	1/0
Possession Time	34:47	25:13



# GAME 3: RAVENS 37, PATRIOTS 26

Baltimore (2-1) • New England (1-2)

Sunday, September 25, 2022 • 1:00 PM EDT • Gillette Stadium • New England

Mostly Cloudy Temp: 66° F, Humidity: 61%, Wind: NE 10 mph • Attendance: 65,878 • Time: 3:04



<b>Baltimore Ravens</b> .....	<b>7</b>	<b>7</b>	<b>17</b>	<b>6</b>	<b>—</b>	<b>37</b>
<b>New England Patriots</b> .....	<b>0</b>	<b>13</b>	<b>7</b>	<b>6</b>	<b>—</b>	<b>26</b>

## SCORING DRIVES

TEAM	QTR	TIME	SCORING PLAY	BAL	NE
Ravens	1	04:09	M.Andrews 5 yd. pass from L.Jackson (J.Tucker kick) (11-69, 6:23)	7	0
Patriots	2	14:57	N.Folk 35 yd. Field Goal (7-62, 4:12)	7	3
Patriots	2	05:58	M.Jones 3 yd. run (N.Folk kick) (6-32, 2:14)	7	10
Ravens	2	00:30	M.Andrews 16 yd. pass from L.Jackson (J.Tucker kick) (9-75, 5:28)	14	10
Patriots	2	00:00	N.Folk 50 yd. Field Goal (5-43, 0:30)	14	13
Patriots	3	12:14	D.Harris 2 yd. run (N.Folk kick) (7-75, 2:46)	14	20
Ravens	3	08:39	J.Oliver 1 yd. pass from L.Jackson (J.Tucker kick) (7-75, 3:35)	21	20
Ravens	3	04:41	D.Duvernay 4 yd. pass from L.Jackson (J.Tucker kick) (4-44, 1:37)	28	20
Ravens	3	02:33	J.Tucker 56 yd. Field Goal (4-5, 1:31)	31	20
Patriots	4	12:39	R.Stevenson 1 yd. run (pass failed) (9-75, 4:54)	31	26
Ravens	4	03:00	L.Jackson 9 yd. run (kick failed, hlu) (7-73, 2:35)	37	26

## NEW ENGLAND PATRIOTS (HEAD COACH: BILL BELICHIK)

OFFENSE			DEFENSE		
WR	1	D. Parker	LE	91	D. Wise Jr.
LT	77	T. Brown	DL	92	D. Godchaux
LG	69	C. Strange	RE	93	L. Guy
C	60	D. Andrews	LB	9	M. Judon
RG	71	M. Onwenu	LB	8	J. Bentley
RT	76	I. Wynn	LB	30	M. Wilson Sr.
TE	85	H. Henry	LCB	31	J. Jones
WR	15	N. Agholor	RCB	2	J. Mills
WR	84	K. Bourne	S	21	A. Phillips
QB	10	M. Jones	S	32	D. McCourty
RB	37	D. Harris	DB	3	J. Peppers

## BALTIMORE RAVENS (HEAD COACH: JOHN HARBAUGH)

OFFENSE			DEFENSE		
WR	7	R. Bateman	DT	92	J. Madubuike
WR	13	D. Duvernay	NT	58	M. Pierce
LT	65	P. Mekari	DE	93	C. Campbell
LG	72	B. Powers	RUSH	50	J. Houston
C	64	T. Linderbaum	MLB	56	J. Bynes
RG	70	K. Zeitler	WLB	6	P. Queen
RT	78	M. Moses	CB	24	M. Peters
TE	89	M. Andrews	SS	36	C. Clark
QB	8	L. Jackson	FS	32	M. Williams
FB	42	P. Ricard	CB	44	M. Humphrey
RB	27	J. Dobbins	DB	5	J. Armour-Davis

**OFFICIALS:** Referee: Bill Vinovich (52), Field Judge: Joe Blubaugh (57), Down Judge: Jerry Bergman (91), Line Judge: Mark Perlman (9), Umpire: Alex Moore (49), Side Judge: Jimmy Buchanan (86), Back Judge: Jimmy Russell (82), Replay Official: Mark Butterworth

## BALTIMORE RAVENS

PASSING	ATT	CP	YDS	SK/YD	TD	LG	INT	RTG
Lamar Jackson	29	18	218	4/12	4	35	1	110.3
<b>TOTAL</b>	<b>29</b>	<b>18</b>	<b>218</b>	<b>4/12</b>	<b>4</b>	<b>35</b>	<b>1</b>	<b>110.3</b>

RUSHING	ATT	YDS	AVG	LG	TD
Lamar Jackson	11	107	9.7	38	1
Justice Hill	6	60	10.0	34	0
J.K. Dobbins	7	23	3.3	5	0
Devin Duvernay	2	-2	-1.0	2	0
<b>TOTAL</b>	<b>26</b>	<b>188</b>	<b>7.2</b>	<b>38</b>	<b>1</b>

RECEIVING	NO	YDS	AVG	LG	TD
Mark Andrews	8	89	11.1	25	2
Rashod Bateman	2	59	29.5	35	0
Devin Duvernay	2	25	12.5	21	1
J.K. Dobbins	2	17	8.5	11	0
Josh Oliver	2	8	4.0	7	1
Patrick Ricard	1	12	12.0	12	0
Isaiah Likely	1	8	8.0	8	0
<b>TOTAL</b>	<b>18</b>	<b>218</b>	<b>12.1</b>	<b>35</b>	<b>4</b>

TOP DEFENSE	TOT	SOLO	AST	SCK	YDS	INT
Josh Bynes	10	8	2	0.0	0.0	1
Chuck Clark	8	6	2	0.0	0.0	0
Patrick Queen	5	4	1	1.0	7.0	0

FIELD GOALS	FGM/FGA	PERCENT	RESULTS
Justin Tucker	1-1	100.0	56G
<b>TOTAL</b>	<b>1-1</b>	<b>100.0</b>	

## NEW ENGLAND PATRIOTS

PASSING	ATT	CP	YDS	SK/YD	TD	LG	INT	RTG
Mac Jones	32	22	321	3/19	0	40	3	62.1
<b>TOTAL</b>	<b>32</b>	<b>22</b>	<b>321</b>	<b>3/19</b>	<b>0</b>	<b>40</b>	<b>3</b>	<b>62.1</b>

RUSHING	ATT	YDS	AVG	LG	TD
Rhamondre Stevenson	12	73	6.1	18	1
Damien Harris	11	41	3.7	10	1
Mac Jones	5	31	6.2	15	1
<b>TOTAL</b>	<b>28</b>	<b>145</b>	<b>5.2</b>	<b>18</b>	<b>3</b>

RECEIVING	NO	YDS	AVG	LG	TD
DeVante Parker	5	156	31.2	40	0
Kendrick Bourne	4	58	14.5	26	0
Rhamondre Stevenson	4	28	7.0	11	0
Jonnu Smith	4	25	6.3	8	0
Nelson Agholor	2	41	20.5	28	0
Damien Harris	2	5	2.5	9	0
Hunter Henry	1	8	8.0	8	0
<b>TOTAL</b>	<b>22</b>	<b>321</b>	<b>14.6</b>	<b>40</b>	<b>0</b>

TOP DEFENSE	TOT	SOLO	AST	SCK	YDS	INT
Devin McCourty	8	7	1	0.0	0.0	0
Adrian Phillips	7	3	4	0.0	0.0	0
Jabrill Peppers	6	5	1	0.0	0.0	0

FIELD GOALS	FGM/FGA	PERCENT	RESULTS
Nick Folk	2-2	100.0	35G, 50G
<b>TOTAL</b>	<b>2-2</b>	<b>100.0</b>	

## GAME HIGHLIGHTS

- Head coach **John Harbaugh** has led the Ravens to 150 total wins since his 2008 arrival, ranking as the league's fifth most. (He has compiled an impressive 150-97 overall record.)
- **QB Lamar Jackson** became the first player in the Super Bowl era with 10+ pass TD and 100+ rush yards in the first three games of a season.
- **TE Mark Andrews** recorded a team-high 8 receptions for 89 yards and 2 TDs. In his seventh-career multi-TD performance, the second most by a Raven (**Todd Heap** – 9), Andrews also surpassed **WR Torrey Smith** for the second-most TD receptions (31) in team history (Heap – 41).
- **CB Marcus Peters**, who posted 2 takeaways (1 INT & 1 FR), has 41 total takeaways (32 INTs), which are both good for the NFL's most since entering the league in 2015.
- With 1 INT, **CB Marlon Humphrey** (10 INTs) became the third Raven in franchise history to register double-digit INTs and double-digit FFs (12) throughout a career. In doing so, he joined Hall of Famers **LB Ray Lewis** (31 INTs & 19 FFs) and **S Ed Reed** (61 INTs & 11 FFs) as the only Ravens to accomplish that feat.

## Team Statistics

	Ravens	Patriots
First Downs	19	22
3rd-Down Eff. (Made/Att/Pct)	5/11/45%	2/9/22%
4th-Down Eff. (Made/Att/Pct)	0/0/0%	1/2/50%
Total Net Yards	394	447
Total Plays	59	63
Yards Per Play	6.7	7.1
Rushes/Net Yards	26/188	28/145
Net Passing	206	302
Pass Attempts/Completions	29/18	32/22
Had Intercepted	1	3
Sacked/Yards Lost	4/12	3/19
Punts/Average	3/44.3	2/50.0
Penalties/Yards	2/10	3/16
Fumbles/Lost	1/1	3/1
Possession Time	30:36	29:24



# GAME 4: BILLS 23, RAVENS 20

Buffalo (3-1) • Baltimore (2-2)

Sunday, October 2, 2022 • 1:00 PM EDT • M&T Bank Stadium • Baltimore  
Cloudy, Showers Temp: 52° F, Humidity: 35%, Wind: NNE 10 mph • Attendance: 70,494 • Time: 3:02



<b>Buffalo Bills</b> .....	<b>3</b>	<b>7</b>	<b>10</b>	<b>3</b>	<b>—</b>	<b>23</b>
<b>Baltimore Ravens</b> .....	<b>14</b>	<b>6</b>	<b>0</b>	<b>0</b>	<b>—</b>	<b>20</b>

## SCORING DRIVES

TEAM	QTR	TIME	SCORING PLAY	BUF	BAL
Ravens	1	13:26	J.Dobbins 1 yd. pass from L.Jackson (J.Tucker kick) (2-4, 0:42)	0	7
Bills	1	10:14	T.Bass 38 yd. Field Goal (8-37, 3:12)	3	7
Ravens	1	01:06	J.Dobbins 4 yd. run (J.Tucker kick) (15-81, 9:08)	3	14
Ravens	2	12:54	J.Tucker 42 yd. Field Goal (5-12, 2:26)	3	17
Ravens	2	03:39	J.Tucker 51 yd. Field Goal (11-38, 7:40)	3	20
Bills	2	00:09	I.McKenzie 4 yd. pass from J.Allen (T.Bass kick) (11-76, 1:38)	10	20
Bills	3	09:42	T.Bass 39 yd. Field Goal (10-51, 4:07)	13	20
Bills	3	03:26	J.Allen 11 yd. run (T.Bass kick) (9-80, 3:27)	20	20
Bills	4	00:00	T.Bass 21 yd. Field Goal (12-77, 4:09)	23	20

## BUFFALO BILLS (HEAD COACH: SEAN MCDERMOTT)

OFFENSE			DEFENSE		
WR	13	G. Davis	EDGE	50	G. Rousseau
WR	6	I. McKenzie	DT	99	T. Settle
LT	73	D. Dawkins	DT	92	D. Jones
LG	76	R. Saffold	EDGE	40	V. Miller
C	60	M. Morse	MLB	58	M. Milano
RG	71	R. Bates	MLB	49	T. Edmunds
RT	79	S. Brown	CB	7	T. Johnson
TE	88	D. Knox	CB	24	K. Elam
WR	14	S. Diggs	CB	30	D. Jackson
QB	17	J. Allen	S	21	J. Poyer
RB	26	D. Singletary	S	3	D. Hamlin

## BALTIMORE RAVENS (HEAD COACH: JOHN HARBAUGH)

OFFENSE			DEFENSE		
WR	7	R. Bateman	DT	96	B. Washington
WR	13	D. Duvernay	DE	93	C. Campbell
LT	77	D. Faalele	RUSH	99	O. Oweh
LG	72	B. Powers	MLB	56	J. Bynes
C	64	T. Linderbaum	MLB	6	P. Queen
RG	70	K. Zeitler	SAM	4	J. Pierre-Paul
RT	78	M. Moses	CB	24	M. Peters
TE	89	M. Andrews	SS	36	C. Clark
QB	8	L. Jackson	FS	32	M. Williams
FB	42	P. Ricard	CB	44	M. Humphrey
RB	27	J. Dobbins	DB	21	B. Stephens

**OFFICIALS:** Referee: Jerome Boger (23), Umpire: Barry Anderson (20), Line Judge: Rusty Baynes (59), Down Judge: Frank LeBlanc (44), Field Judge: Alonzo Ramsey III (80), Side Judge: Jonah Monroe (120), Back Judge: Steve Patrick (17), Replay Official: Saleem Choudhry, Replay Assistant: Yvonda Lewis

## BUFFALO BILLS

PASSING	ATT	CP	YDS	SK/YD	TD	LG	INT	RTG
Josh Allen	36	19	213	1/12	1	23	1	68.4
<b>TOTAL</b>	<b>36</b>	<b>19</b>	<b>213</b>	<b>1/12</b>	<b>1</b>	<b>23</b>	<b>1</b>	<b>68.4</b>

RUSHING	ATT	YDS	AVG	LG	TD
Josh Allen	11	70	6.4	20	1
Devin Singletary	11	49	4.5	18	0
Zack Moss	3	6	2.0	5	0
<b>TOTAL</b>	<b>25</b>	<b>125</b>	<b>5.0</b>	<b>20</b>	<b>1</b>

RECEIVING	NO	YDS	AVG	LG	TD
Stefon Diggs	4	62	15.5	23	0
Devin Singletary	4	47	11.8	16	0
Isaiah McKenzie	4	21	5.3	8	1
Dawson Knox	3	40	13.3	20	0
Khalil Shakir	2	23	11.5	14	0
Gabe Davis	1	13	13.0	13	0
Jamison Crowder	1	7	7.0	7	0
<b>TOTAL</b>	<b>19</b>	<b>213</b>	<b>11.2</b>	<b>23</b>	<b>1</b>

TOP DEFENSE	TOT	SOLO	AST	SCK	YDS	INT
Matt Milano	13	11	2	0.0	0.0	0
Tremaine Edmunds	9	5	4	0.0	0.0	0
Damar Hamlin	8	7	1	0.0	0.0	0

FIELD GOALS	FGM/FGA	PERCENT	RESULTS
Tyler Bass	3-3	100.0	38G, 39G, 21G
<b>TOTAL</b>	<b>3-3</b>	<b>100.0</b>	

## BALTIMORE RAVENS

PASSING	ATT	CP	YDS	SK/YD	TD	LG	INT	RTG
Lamar Jackson	29	20	144	2/10	1	21	2	63.0
<b>TOTAL</b>	<b>29</b>	<b>20</b>	<b>144</b>	<b>2/10</b>	<b>1</b>	<b>21</b>	<b>2</b>	<b>63.0</b>

RUSHING	ATT	YDS	AVG	LG	TD
Lamar Jackson	11	73	6.6	18	0
Justice Hill	8	45	5.6	14	0
J.K. Dobbins	13	41	3.2	16	1
Patrick Ricard	1	3	3.0	3	0
<b>TOTAL</b>	<b>33</b>	<b>162</b>	<b>4.9</b>	<b>18</b>	<b>1</b>

RECEIVING	NO	YDS	AVG	LG	TD
Devin Duvernay	4	51	12.8	21	0
J.K. Dobbins	4	22	5.5	20	1
Rashod Bateman	3	17	5.7	13	0
Patrick Ricard	3	17	5.7	7	0
Mark Andrews	2	15	7.5	9	0
Justice Hill	2	12	6.0	10	0
Demarcus Robinson	2	10	5.0	7	0
<b>TOTAL</b>	<b>20</b>	<b>144</b>	<b>7.2</b>	<b>21</b>	<b>1</b>

TOP DEFENSE	TOT	SOLO	AST	SCK	YDS	INT
Odafe Oweh	7	6	1	1.0	12.0	0
Chuck Clark	6	3	3	0.0	0.0	0
Patrick Queen	5	4	1	0.0	0.0	0

FIELD GOALS	FGM/FGA	PERCENT	RESULTS
Justin Tucker	2-2	100.0	42G, 51G
<b>TOTAL</b>	<b>2-2</b>	<b>100.0</b>	

## GAME HIGHLIGHTS

- **S Marcus Williams** recorded his fourth takeaway of the season on a FR following an **OLB Odafe Oweh** FF in the first quarter. Williams' 4 takeaways (3 INTs & 1 FR) are tied with CB Chris McAlister (2008 – 3 INTs & 1 FR) for the most by a player through four games of a season in franchise history.
- **Oweh** recorded a season-high 7 tackles (6 solo), including 1 sack (-12 yards), while adding 1 FF. The second-year veteran totaled his sixth-career sack and fourth-career FF.
- **RB J.K. Dobbins** rushed for 41 yards on 13 carries and 1 TD, also recording 1 TD on a shovel pass from QB Lamar Jackson for the game's first points. It marked Dobbins' first-career receiving TD and his first score since the 2020 season, after missing the entire 2021 campaign due to a knee injury.
- **CB Marlon Humphrey** recorded an INT on Buffalo's opening possession, marking his second-consecutive game with a pick and the second time in his career he's accomplished that feat (also W15-W16 of 2018). His career-high 26-yard INT return brought Baltimore inside the Bills' 10-yard line and led to the Ravens' opening TD.

## Team Statistics

	Bills	Ravens
First Downs	22	22
3rd-Down Eff. (Made/Att/Pct)	4/11/36%	6/13/46%
4th-Down Eff. (Made/Att/Pct)	1/1/100%	1/2/50%
Total Net Yards	326	296
Total Plays	62	64
Yards Per Play	5.3	4.6
Rushes/Net Yards	25/125	33/162
Net Passing	201	134
Pass Attempts/Completions	36/19	29/20
Had Intercepted	1	2
Sacked/Yards Lost	1/12	2/10
Punts/Average	3/45.3	3/50.7
Penalties/Yards	4/31	9/70
Fumbles/Lost	2/1	0/0
Possession Time	21:50	38:10





# GAME 5: BENGALS 17, RAVENS 19

Cincinnati (2-3) • Baltimore (3-2)

Sunday, October 9, 2022 • 8:20 PM EDT • M&T Bank Stadium • Baltimore  
Clear Temp: 60° F, Humidity: 42%, Wind: SW 3 mph • Attendance: 70,548 • Time: 2:57



Cincinnati Bengals	0	10	0	7	—	17
Baltimore Ravens	3	7	3	6	—	19

## SCORING DRIVES

TEAM	QTR	TIME	SCORING PLAY	CIN	BAL
Ravens	1	08:03	J.Tucker 37 yd. Field Goal (10-51, 4:54)	0	3
Ravens	2	13:26	M.Andrews 11 yd. pass from L.Jackson (J.Tucker kick) (7-50, 2:55)	0	10
Bengals	2	04:54	H.Hurst 19 yd. pass from J.Burrow (E.McPherson kick) (7-83, 4:24)	7	10
Bengals	2	00:04	E.McPherson 40 yd. Field Goal (11-62, 1:50)	10	10
Ravens	3	10:49	J.Tucker 58 yd. Field Goal (4-6, 1:35)	10	13
Ravens	4	09:42	J.Tucker 25 yd. Field Goal (15-91, 8:03)	10	16
Bengals	4	01:53	J.Burrow 1 yd. run (E.McPherson kick) (13-75, 7:44)	17	16
Ravens	4	00:00	J.Tucker 43 yd. Field Goal (7-50, 1:58)	17	19

## CINCINNATI BENGALS (HEAD COACH: ZAC TAYLOR)

OFFENSE			DEFENSE		
WR	1	J. Chase	LDE	94	S. Hubbard
WR	83	T. Boyd	NT	68	J. Tupou
LT	73	J. Williams	DT	95	Z. Carter
LG	67	C. Volson	DT	92	B. Hill
C	64	T. Karras	RDE	91	T. Hendrickson
RG	65	A. Cappa	LB	55	L. Wilson
RT	71	L. Collins	LB	57	G. Pratt
TE	88	H. Hurst	CB	20	E. Apple
WR	85	T. Higgins	CB	22	C. Awuzie
QB	9	J. Burrow	S	24	V. Bell
HB	28	J. Mixon	S	30	J. Bates III

## BALTIMORE RAVENS (HEAD COACH: JOHN HARBAUGH)

OFFENSE			DEFENSE		
WR	13	D. Duvernay	DT	92	J. Madubuke
LT	79	R. Stanley	DE	93	C. Campbell
LG	72	B. Powers	RUSH	99	O. Oweh
C	64	T. Linderbaum	MLB	56	J. Bynes
RG	70	K. Zeitler	WLB	6	P. Queen
RT	78	M. Moses	SAM	4	J. Pierre-Paul
TE	89	M. Andrews	CB	24	M. Peters
TE	84	J. Oliver	SS	36	C. Clark
QB	8	L. Jackson	FS	32	M. Williams
FB	42	P. Ricard	CB	44	M. Humphrey
RB	27	J. Dobbins	DB	21	B. Stephens

**OFFICIALS:** Referee: Scott Novak (1), Umpire: Ramon George (128), Down Judge: Derick Bowers (74), Line Judge: Walt Coleman IV (65), Field Judge: Trawick Boger (2), Back Judge: Terrence Miles (111), Replay Official: Matt Sumstine, Side Judge: Anthony Jeffries (36), Replay Assistant: Tim England

## CINCINNATI BENGALS

PASSING	ATT	CP	YDS	SK/YD	TD	LG	INT	RTG
Joe Burrow	35	24	217	2/15	1	33	1	82.7
Tyler Boyd	0	0	0	1/12	0	0	0	0.0
<b>TOTAL</b>	<b>35</b>	<b>24</b>	<b>217</b>	<b>3/27</b>	<b>1</b>	<b>33</b>	<b>1</b>	<b>82.7</b>

RUSHING	ATT	YDS	AVG	LG	TD
Joe Mixon	14	78	5.6	12	0
Samaje Perine	3	17	5.7	9	0
Joe Burrow	3	6	2.0	3	1
Ja'Marr Chase	1	0	0.0	0	0
<b>TOTAL</b>	<b>21</b>	<b>101</b>	<b>4.8</b>	<b>12</b>	<b>1</b>

RECEIVING	NO	YDS	AVG	LG	TD
Ja'Marr Chase	7	50	7.1	13	0
Hayden Hurst	6	53	8.8	19t	1
Samaje Perine	4	39	9.8	15	0
Tyler Boyd	3	32	10.7	18	0
Joe Mixon	3	10	3.3	6	0
Mike D. Thomas	1	33	33.0	33	0
<b>TOTAL</b>	<b>24</b>	<b>217</b>	<b>9.0</b>	<b>33</b>	<b>1</b>

TOP DEFENSE	TOT	SOLO	AST	SCK	YDS	INT
Germaine Pratt	8	2	6	1.0	4.0	0
Logan Wilson	7	7	0	0.0	0.0	0
Vonn Bell	7	5	2	0.0	0.0	1

FIELD GOALS	FGM/FGA	PERCENT	RESULTS
Evan McPherson	1-1	100.0	40G
<b>TOTAL</b>	<b>1-1</b>	<b>100.0</b>	

## BALTIMORE RAVENS

PASSING	ATT	CP	YDS	SK/YD	TD	LG	INT	RTG
Lamar Jackson	32	19	174	1/4	1	21	1	71.6
<b>TOTAL</b>	<b>32</b>	<b>19</b>	<b>174</b>	<b>1/4</b>	<b>1</b>	<b>21</b>	<b>1</b>	<b>71.6</b>

RUSHING	ATT	YDS	AVG	LG	TD
Lamar Jackson	12	58	4.8	19	0
J.K. Dobbins	8	44	5.5	17	0
Kenyan Drake	4	26	6.5	14	0
Devin Duvernay	3	24	8.0	12	0
Mike Davis	1	3	3.0	3	0
<b>TOTAL</b>	<b>28</b>	<b>155</b>	<b>5.5</b>	<b>19</b>	<b>0</b>

RECEIVING	NO	YDS	AVG	LG	TD
Mark Andrews	8	89	11.1	20	1
Devin Duvernay	5	54	10.8	21	0
Isaiah Likely	2	7	3.5	5	0
Demarcus Robinson	1	8	8.0	8	0
Tylan Wallace	1	8	8.0	8	0
James Proche II	1	7	7.0	7	0
Kenyan Drake	1	1	1.0	1	0
<b>TOTAL</b>	<b>19</b>	<b>174</b>	<b>9.2</b>	<b>21</b>	<b>1</b>

TOP DEFENSE	TOT	SOLO	AST	SCK	YDS	INT
Patrick Queen	7	5	2	0.0	0.0	1
Chuck Clark	7	3	4	0.0	0.0	0
Josh Bynes	6	4	2	1.0	7.0	0

FIELD GOALS	FGM/FGA	PERCENT	RESULTS
Justin Tucker	4-4	100.0	37G, 58G, 25G, 43G
<b>TOTAL</b>	<b>4-4</b>	<b>100.0</b>	

## GAME HIGHLIGHTS

- **K Justin Tucker** converted a 37-yard FG for the game's first points, a 58-yarder to put Baltimore ahead 13-10, a 25-yarder to extend Baltimore's lead to 16-10 and a 43-yard game-winner as time expired.
- Under **John Harbaugh** (since 2008), the Ravens are 19-2 at home in primetime games, producing the NFL's best such winning percentage (.905), while Baltimore is 8-1 at home on Sunday Night Football under Harbaugh.
- **TE Mark Andrews** recorded a TD grab in his fourth-consecutive primetime performance, marking the NFL's longest active streak. He also posted his 23rd-career game with at least 50 receiving yards.
- **ILB Patrick Queen** posted a team-high 7 tackles (5 solo) and 1 INT. It marks the second INT of his career and the first since his rookie 2020 campaign.
- **OLB Jason Pierre-Paul** notched his first sack as a Raven on a third-and-12 situation to force a Cincinnati punt. His 92.5 sacks since entering the league in 2010 are the NFL's 10th most among active players.

## Team Statistics

	Bengals	Ravens
First Downs	20	22
3rd-Down Eff. (Made/Att/Pct)	4/10/40%	5/11/45%
4th-Down Eff. (Made/Att/Pct)	0/1/0%	0/1/0%
Total Net Yards	291	325
Total Plays	59	61
Yards Per Play	4.9	5.3
Rushes/Net Yards	21/101	28/155
Net Passing	190	170
Pass Attempts/Completions	35/24	32/19
Had Intercepted	1	1
Sacked/Yards Lost	3/27	1/4
Punts/Average	4/38.5	2/39.5
Penalties/Yards	4/20	6/48
Fumbles/Lost	0/0	1/0
Possession Time	30:01	29:59



# GAME 6: RAVENS 20, GIANTS 24

Baltimore (3-3) • N.Y. Giants (5-1)

Sunday, October 16, 2022 • 1:00 PM EDT • MetLife Stadium • N.Y. Giants

Fair Temp: 60° F, Humidity: 53%, Wind: E 3 mph • Attendance: 78,019 • Time: 3:02



<b>Baltimore Ravens</b> .....	<b>0</b>	<b>10</b>	<b>3</b>	<b>7</b>	<b>—</b>	<b>20</b>
<b>New York Giants</b> .....	<b>0</b>	<b>7</b>	<b>3</b>	<b>14</b>	<b>—</b>	<b>24</b>

## SCORING DRIVES

TEAM	QTR	TIME	SCORING PLAY	BAL	NYG
Ravens	2	09:26	K.Drake 30 yd. run (J.Tucker kick) (8-89, 4:08)	7	0
Giants	2	03:31	W.Robinson 5 yd. pass from D.Jones (G.Gano kick) (10-53, 5:55)	7	7
Ravens	2	01:45	J.Tucker 34 yd. Field Goal (8-59, 1:46)	10	7
Ravens	3	09:41	J.Tucker 23 yd. Field Goal (8-64, 3:12)	13	7
Giants	3	02:00	G.Gano 34 yd. Field Goal (14-59, 7:41)	13	10
Ravens	4	12:54	M.Andrews 12 yd. pass from L.Jackson (J.Tucker kick) (8-75, 4:06)	20	10
Giants	4	06:01	D.Bellinger 8 yd. pass from D.Jones (G.Gano kick) (12-75, 6:53)	20	17
Giants	4	01:43	S.Barkley 1 yd. run (G.Gano kick) (3-13, 1:07)	20	24

## NEW YORK GIANTS (HEAD COACH: BRIAN DABOLL)

OFFENSE			DEFENSE		
WR	86	D. Slayton	DL	97	D. Lawrence II
WR	84	M. Johnson	DL	99	L. Williams
TE	82	D. Bellinger	DE	93	N. Williams
LT	78	A. Thomas	DE	55	J. Ward
LG	68	B. Bredeson	RUSH	5	K. Thibodeaux
C	76	J. Feliciano	MLB	48	T. Crowder
RG	64	M. Glowinski	LCB	22	A. Jackson
RT	73	E. Neal	RCB	37	F. Moreau
QB	8	D. Jones	SS	20	J. Love
FB	85	C. Myrick	FS	29	X. McKinney
RB	26	S. Barkley	FS	24	D. Belton

## BALTIMORE RAVENS (HEAD COACH: JOHN HARBAUGH)

OFFENSE			DEFENSE		
WR	10	D. Robinson	DT	92	J. Madubuike
WR	13	D. Duvernay	NT	98	T. Jones
LT	79	R. Stanley	DE	93	C. Campbell
LG	72	B. Powers	RUSH	4	J. Pierre-Paul
C	64	T. Linderbaum	MLB	56	J. Bynes
RG	70	K. Zeitler	WLB	6	P. Queen
RT	78	M. Moses	SAM	40	M. Harrison
TE	89	M. Andrews	CB	24	M. Peters
QB	8	L. Jackson	SS	36	C. Clark
FB	42	P. Ricard	FS	26	G. Stone
RB	27	J. Dobbins	CB	44	M. Humphrey

**OFFICIALS:** Referee: Clay Martin (19), Umpire: Fred Bryan (11), Down Judge: Jerod Phillips (6), Line Judge: Maia Chaka (100), Field Judge: James Coleman (95), Side Judge: Dave Hawkshaw (107), Back Judge: Gregory Wilson (119), Replay Official: Brian Matoren, Replay Assistant: Richard Loumiet

## BALTIMORE RAVENS

PASSING	ATT	CP	YDS	SK/YD	TD	LG	INT	RTG
Lamar Jackson	32	17	210	2/15	1	19	1	71.1
<b>TOTAL</b>	<b>32</b>	<b>17</b>	<b>210</b>	<b>2/15</b>	<b>1</b>	<b>19</b>	<b>1</b>	<b>71.1</b>

RUSHING	ATT	YDS	AVG	LG	TD
Kenyan Drake	10	119	11.9	30t	1
Lamar Jackson	7	77	11.0	25	0
J.K. Dobbins	7	15	2.1	6	0
<b>TOTAL</b>	<b>24</b>	<b>211</b>	<b>8.8</b>	<b>30T</b>	<b>1</b>

RECEIVING	NO	YDS	AVG	LG	TD
Mark Andrews	7	106	15.1	18	1
Demarcus Robinson	3	27	9.0	15	0
Isaiah Likely	2	30	15.0	19	0
Josh Oliver	2	21	10.5	12	0
Devin Duvernay	1	14	14.0	14	0
Kenyan Drake	1	8	8.0	8	0
Tylan Wallace	1	4	4.0	4	0
<b>TOTAL</b>	<b>17</b>	<b>210</b>	<b>12.4</b>	<b>19</b>	<b>1</b>

TOP DEFENSE	TOT	SOLO	AST	SCK	YDS	INT
Patrick Queen	7	5	2	1.0	0.0	0
Chuck Clark	6	6	0	0.0	0.0	0
Geno Stone	6	6	0	0.0	0.0	0

FIELD GOALS	FGM/FGA	PERCENT	RESULTS
Justin Tucker	2-3	66.7	56LU, 34G, 23G
<b>TOTAL</b>	<b>2-3</b>	<b>66.0</b>	

## NEW YORK GIANTS

PASSING	ATT	CP	YDS	SK/YD	TD	LG	INT	RTG
Daniel Jones	27	19	173	4/18	2	18	0	112.1
<b>TOTAL</b>	<b>27</b>	<b>19</b>	<b>173</b>	<b>4/18</b>	<b>2</b>	<b>18</b>	<b>0</b>	<b>112.1</b>

RUSHING	ATT	YDS	AVG	LG	TD
Saquon Barkley	22	83	3.8	8	1
Daniel Jones	6	6	1.0	4	0
Matt Breida	3	-6	-2.0	1	0
<b>TOTAL</b>	<b>31</b>	<b>83</b>	<b>2.7</b>	<b>8</b>	<b>1</b>

RECEIVING	NO	YDS	AVG	LG	TD
Daniel Bellinger	5	38	7.6	10	1
Wan'Dale Robinson	3	37	12.3	17	1
Saquon Barkley	3	12	4.0	5	0
Marcus Johnson	2	25	12.5	18	0
Richie James	2	18	9.0	10	0
Matt Breida	2	17	8.5	15	0
Darius Slayton	1	18	18.0	18	0
David Sills V	1	8	8.0	8	0
<b>TOTAL</b>	<b>19</b>	<b>173</b>	<b>9.1</b>	<b>18</b>	<b>2</b>

TOP DEFENSE	TOT	SOLO	AST	SCK	YDS	INT
Xavier McKinney	9	5	4	0.0	0.0	0
Fabian Moreau	8	8	0	0.0	0.0	0
Dane Belton	6	5	1	0.0	0.0	0

FIELD GOALS	FGM/FGA	PERCENT	RESULTS
Graham Gano	1-1	100.0	34G
<b>TOTAL</b>	<b>1-1</b>	<b>100.0</b>	

## GAME HIGHLIGHTS

- **RB Kenyan Drake** posted 10 carries for 119 yards (11.9 avg.) and 1 TD, marking the eighth 100-yard rushing game of his career and his first as a Raven. Drake capped a balanced 8-play, 89-yard Ravens drive with a 30-yard TD run for the game's first points. It marked Drake's first TD as a Raven and his longest rush since Week 14 of 2020, when he was a member of the Cardinals. He posted another 30-yard run on the following possession, marking his first-career performance with multiple 30-yard rushes.
- **QB Lamar Jackson** completed 17-of-32 passes for 210 yards, 1 TD and 1 INT (71.1 rating), while adding 77 rushing yards on 7 carries (11.0 avg.). Jackson has now recorded the only two instances (2019 & 2022) of 1,200 passing yards and 400 rushing yards through the first six games of a season since the 1970 AFL-NFL merger.
- **ILB Patrick Queen** posted a team-high 7 tackles (5 solo), 1 sack and 1 FF. It marked his second-straight game leading the defense in tackles.
- With 1 FR (**S Chuck Clark**), the Ravens have now registered at least 1 takeaway in eight straight games, marking the NFL's longest active streak. The Ravens' 16 takeaways during that span (since Week 17 of 2021) are also an NFL high.

## Team Statistics

	Ravens	Giants
First Downs	23	18
3rd-Down Eff. (Made/Att/Pct)	4/10/40%	7/14/50%
4th-Down Eff. (Made/Att/Pct)	0/0/0%	0/0/0%
Total Net Yards	406	238
Total Plays	58	62
Yards Per Play	7.0	3.8
Rushes/Net Yards	24/211	31/83
Net Passing	195	155
Pass Attempts/Completions	32/17	27/19
Had Intercepted	1	0
Sacked/Yards Lost	2/15	4/18
Punts/Average	2/47.5	4/46.3
Penalties/Yards	10/74	3/25
Fumbles/Lost	2/1	1/1
Possession Time	28:08	31:52



# GAME 7: BROWNS 20, RAVENS 23

Cleveland (2-5) • Baltimore (4-3)

Sunday, October 23, 2022 • 1:00 PM EDT • M&T Bank Stadium • Baltimore

Cloudy Temp: 64° F, Humidity: 59%, Wind: NNE 6 mph • Attendance: 70,461 • Time: 2:55



Cleveland Browns	10	0	3	7	—	20
Baltimore Ravens	3	10	7	3	—	23

## SCORING DRIVES

TEAM	QTR	TIME	SCORING PLAY	CLE	BAL
Browns	1	08:23	N.Chubb 2 yd. run (C.York kick) (11-75, 6:37)	7	0
Ravens	1	03:27	J.Tucker 32 yd. Field Goal (9-61, 4:56)	7	3
Browns	1	00:18	C.York 41 yd. Field Goal (5-52, 3:09)	10	3
Ravens	2	10:05	J.Tucker 34 yd. Field Goal (4-5, 1:38)	10	6
Ravens	2	01:57	G.Edwards 7 yd. run (J.Tucker kick) (10-80, 6:11)	10	13
Ravens	3	07:39	G.Edwards 1 yd. run (J.Tucker kick) (8-25, 4:18)	10	20
Browns	3	02:40	C.York 37 yd. Field Goal (10-56, 4:59)	13	20
Ravens	4	11:24	J.Tucker 55 yd. Field Goal (13-38, 6:16)	13	23
Browns	4	09:00	K.Hunt 2 yd. run (C.York kick) (7-75, 2:24)	20	23

## CLEVELAND BROWNS (HEAD COACH: KEVIN STEFANSKI)

OFFENSE			DEFENSE		
TE	85	D. Njoku	DE	95	M. Garrett
TE	88	H. Bryant	DT	99	T. Bryan
LT	71	J. Willis Jr.	DT	96	J. Elliott
LG	75	J. Bitonio	DE	90	J. Clowney
C	55	E. Pocic	WILL	28	J. Owusu-Koramoah
RG	72	H. Froholdt	MIKE	50	J. Phillips
RT	78	J. Conklin	CB	23	M. Emerson Jr.
WR	2	A. Cooper	CB	20	G. Newsome II
WR	11	D. Peoples-Jones	S	33	R. Harrison Jr.
QB	7	J. Brissett	SS	22	G. Delpit
RB	24	N. Chubb	FS	43	J. Johnson III

## BALTIMORE RAVENS (HEAD COACH: JOHN HARBAUGH)

OFFENSE			DEFENSE		
WR	7	R. Bateman	DT	92	J. Madubuike
WR	13	D. Duvernay	NT	98	T. Jones
LT	79	R. Stanley	DE	93	C. Campbell
LG	72	B. Powers	RUSH	4	J. Pierre-Paul
C	64	T. Linderbaum	MLB	56	J. Bynes
RG	70	K. Zeitler	WLB	6	P. Queen
RT	78	M. Moses	SAM	40	M. Harrison
TE	89	M. Andrews	CB	24	M. Peters
QB	8	L. Jackson	SS	36	C. Clark
FB	42	P. Ricard	FS	26	G. Stone
RB	35	G. Edwards	CB	44	M. Humphrey

**OFFICIALS:** Referee: Shawn Smith (14), Umpire: Bryan Neale (92), Down Judge: Mark Hittner (28), Line Judge: Michael Dolce (123), Field Judge: Dyrrol Pringle (109), Side Judge: Clay Reynard (18), Back Judge: Dino Paganelli (105), Replay Official: Mike Wimmer, Replay Assistant: Sebrina Brunson

## CLEVELAND BROWNS

PASSING	ATT	CP	YDS	SK/YD	TD	LG	INT	RTG
Jacoby Brissett	27	22	258	5/35	0	55	0	106.5
<b>TOTAL</b>	<b>27</b>	<b>22</b>	<b>258</b>	<b>5/35</b>	<b>0</b>	<b>55</b>	<b>0</b>	<b>106.5</b>

RUSHING	ATT	YDS	AVG	LG	TD
Nick Chubb	16	91	5.7	22	1
Jacoby Brissett	3	18	6.0	10	0
Kareem Hunt	5	4	0.8	6	1
<b>TOTAL</b>	<b>24</b>	<b>113</b>	<b>4.7</b>	<b>22</b>	<b>2</b>

RECEIVING	NO	YDS	AVG	LG	TD
David Njoku	7	71	10.1	22	0
Donovan Peoples-Jones	6	71	11.8	37	0
Amarri Cooper	3	74	24.7	55	0
Nick Chubb	2	16	8.0	14	0
Harrison Bryant	2	15	7.5	14	0
David Bell	1	7	7.0	7	0
Kareem Hunt	1	4	4.0	4	0
<b>TOTAL</b>	<b>22</b>	<b>258</b>	<b>11.7</b>	<b>55</b>	<b>0</b>

TOP DEFENSE	TOT	SOLO	AST	SCK	YDS	INT
Jacob Phillips	7	7	0	0.0	0.0	0
Grant Delpit	7	4	3	0.0	0.0	0
Sione Takitaki	7	4	3	0.0	0.0	0

FIELD GOALS	FGM/FGA	PERCENT	RESULTS
Cade York	2-3	66.7	41G, 37G, 60B
<b>TOTAL</b>	<b>2-3</b>	<b>66.0</b>	

## BALTIMORE RAVENS

PASSING	ATT	CP	YDS	SK/YD	TD	LG	INT	RTG
Lamar Jackson	16	9	120	3/26	0	31	0	80.2
<b>TOTAL</b>	<b>16</b>	<b>9</b>	<b>120</b>	<b>3/26</b>	<b>0</b>	<b>31</b>	<b>0</b>	<b>80.2</b>

RUSHING	ATT	YDS	AVG	LG	TD
Gus Edwards	16	66	4.1	12	2
Lamar Jackson	10	59	5.9	11	0
Justice Hill	5	26	5.2	9	0
Kenyan Drake	11	5	0.5	4	0
Mark Andrews	1	4	4.0	4	0
Patrick Ricard	1	0	0.0	0	0
<b>TOTAL</b>	<b>44</b>	<b>160</b>	<b>3.6</b>	<b>12</b>	<b>2</b>

RECEIVING	NO	YDS	AVG	LG	TD
Rashod Bateman	4	42	10.5	26	0
Devin Duvernay	2	42	21.0	31	0
Patrick Ricard	2	20	10.0	19	0
Isaiah Likely	1	16	16.0	16	0
<b>TOTAL</b>	<b>9</b>	<b>120</b>	<b>13.3</b>	<b>31</b>	<b>0</b>

TOP DEFENSE	TOT	SOLO	AST	SCK	YDS	INT
Patrick Queen	11	7	4	1.0	5.0	0
Chuck Clark	9	6	3	0.0	0.0	0
Geno Stone	7	7	0	0.0	0.0	0

FIELD GOALS	FGM/FGA	PERCENT	RESULTS
Justin Tucker	3-3	100.0	32G, 34G, 55G
<b>TOTAL</b>	<b>3-3</b>	<b>100.0</b>	

## GAME HIGHLIGHTS

- **LB Malik Harrison** blocked a 60-yard Cleveland FGA with 2:09 remaining in the game to help preserve Baltimore's 23-20 lead. It marked Harrison's first-career block and the Ravens' 17th overall dating back to the 2014 season, marking the NFL's fifth most during that span.
- **OLB Justin Houston** registered a season-high 2 sacks on consecutive plays in the second quarter, including a strip-sack that stalled a late Cleveland drive. He's the fourth NFL defender this season (Maxx Crosby, Myles Garrett & Khalil Mack) and first Raven since OLB Matthew Judon (11/25/18 vs. LV) to notch a sack on back-to-back defensive plays.
- Playing in his first regular season game since 2020 (1/3/21 at Cin.), **RB Gus Edwards** produced 16 rushes for 66 yards and 2 TDs, marking his second-career (also 12/14/20 at Cle.) multi-TD outing.
- With his 105th multi-FG outing, **K Justin Tucker** surpassed K Stephen Gostkowski for the most such performances through the first 11 seasons of an NFL career. Tucker connected on the 53rd 50+ yard FG of his career, surpassing Jason Hanson (52) for the third-most makes from 50+ yards in NFL history. He now trails only Matt Prater (66) and Sebastian Janikowski (58).

## Team Statistics

	Browns	Ravens
First Downs	18	17
3rd-Down Eff. (Made/Att/Pct)	2/11/18%	7/15/47%
4th-Down Eff. (Made/Att/Pct)	1/1/100%	2/2/100%
Total Net Yards	336	254
Total Plays	56	63
Yards Per Play	6.0	4.0
Rushes/Net Yards	24/113	44/160
Net Passing	223	94
Pass Attempts/Completions	27/22	16/9
Had Intercepted	0	0
Sacked/Yards Lost	5/35	3/26
Punts/Average	3/57.7	3/60.3
Penalties/Yards	6/45	3/53
Fumbles/Lost	3/2	1/1
Possession Time	25:56	34:04





# GAME 8: RAVENS 27, BUCCANEERS 22

Baltimore (5-3) • Tampa Bay (3-5)

Thursday, October 27, 2022 • 8:15 PM EDT • Raymond James Stadium • Tampa Bay

Cloudy Temp: 79° F, Humidity: 74%, Wind: W 4 mph • Attendance: 68,912 • Time: 3:08



<b>Baltimore Ravens</b> .....	<b>3</b>	<b>0</b>	<b>14</b>	<b>10</b>	<b>—</b>	<b>27</b>
<b>Tampa Bay Buccaneers</b> .....	<b>10</b>	<b>0</b>	<b>0</b>	<b>12</b>	<b>—</b>	<b>22</b>

## SCORING DRIVES

TEAM	QTR	TIME	SCORING PLAY	BAL	TB
Ravens	1	11:03	J.Tucker 22 yd. Field Goal (4-2, 1:34)	3	0
Buccaneers	1	06:56	L.Fourmette 1 yd. run (R.Succop kick) (8-75, 4:07)	3	7
Buccaneers	1	00:26	R.Succop 31 yd. Field Goal (10-50, 4:41)	3	10
Ravens	3	09:05	K.Drake 5 yd. pass from L.Jackson (J.Tucker kick) (9-77, 4:53)	10	10
Ravens	3	00:05	I.Likely 10 yd. pass from L.Jackson (J.Tucker kick) (11-80, 6:52)	17	10
Buccaneers	4	12:26	R.Succop 30 yd. Field Goal (8-63, 2:39)	17	13
Ravens	4	06:55	D.Duvernay 15 yd. run (J.Tucker kick) (9-83, 5:31)	24	13
Buccaneers	4	04:54	R.Succop 26 yd. Field Goal (9-67, 2:01)	24	16
Ravens	4	02:12	J.Tucker 30 yd. Field Goal (5-49, 2:42)	27	16
Buccaneers	4	00:49	J.Jones 8 yd. pass from T.Brady (run failed) (11-75, 1:23)	27	22

## TAMPA BAY BUCCANEERS (HEAD COACH: TODD BOWLES)

OFFENSE			DEFENSE		
WR	6	J. Jones	DL	56	R. Nuñez-Roches
TE	88	C. Otton	NT	50	V. Vea
TE	41	K. Kieft	DL	92	W. Gholston
LT	76	D. Smith	OLB	9	J. Tryon-Shoyinka
LG	60	N. Leverett	ILB	45	D. White
C	70	R. Hainsey	ILB	54	L. David
RG	69	S. Mason	OLB	58	S. Barrett
RT	78	T. Wirfs	CB	22	K. Neal
WR	13	M. Evans	CB	27	Z. McCollum
QB	12	T. Brady	S	35	J. Dean
RB	7	L. Fourmette	S	32	M. Edwards

## BALTIMORE RAVENS (HEAD COACH: JOHN HARBAUGH)

OFFENSE			DEFENSE		
WR	7	R. Bateman	DT	92	J. Madubuike
WR	13	D. Duvernay	NT	98	T. Jones
LT	79	R. Stanley	DE	96	B. Washington
LG	72	B. Powers	RUSH	47	D. Kennard
C	64	T. Linderbaum	MLB	59	A. Klein
RG	70	K. Zeitler	WLB	6	P. Queen
RT	78	M. Moses	SAM	40	M. Harrison
TE	89	M. Andrews	CB	24	M. Peters
QB	8	L. Jackson	SS	36	C. Clark
FB	42	P. Ricard	FS	26	G. Stone
RB	17	K. Drake	CB	44	M. Humphrey

## BALTIMORE RAVENS

PASSING	ATT	CP	YDS	SK/YD	TD	LG	INT	RTG
Lamar Jackson	38	27	238	3/16	2	22	0	104.9
<b>TOTAL</b>	<b>38</b>	<b>27</b>	<b>238</b>	<b>3/16</b>	<b>2</b>	<b>22</b>	<b>0</b>	<b>104.9</b>

RUSHING	ATT	YDS	AVG	LG	TD
Gus Edwards	11	65	5.9	22	0
Kenyan Drake	7	62	8.9	40	0
Lamar Jackson	9	43	4.8	25	0
Devin Duvernay	2	33	16.5	18	1
Justice Hill	4	28	7.0	12	0
<b>TOTAL</b>	<b>33</b>	<b>231</b>	<b>7.0</b>	<b>40</b>	<b>1</b>

RECEIVING	NO	YDS	AVG	LG	TD
Isaiah Likely	6	77	12.8	17	1
Demarcus Robinson	6	64	10.7	16	0
Devin Duvernay	4	31	7.8	13	0
Kenyan Drake	4	5	1.3	5t	1
Mark Andrews	3	33	11.0	22	0
James Proche II	3	24	8.0	12	0
Josh Oliver	1	4	4.0	4	0
<b>TOTAL</b>	<b>27</b>	<b>238</b>	<b>8.8</b>	<b>22</b>	<b>2</b>

TOP DEFENSE	TOT	SOLO	AST	SCK	YDS	INT
Geno Stone	6	6	0	0.0	0.0	0
Damarion Williams	5	1	4	0.0	0.0	0
Patrick Queen	4	4	0	0.0	0.0	0

FIELD GOALS	FGM/FGA	PERCENT	RESULTS
Justin Tucker	2-3	66.7	22G, 61B, 30G
<b>TOTAL</b>	<b>2-3</b>	<b>66.0</b>	

## TAMPA BAY BUCCANEERS

PASSING	ATT	CP	YDS	SK/YD	TD	LG	INT	RTG
Tom Brady	44	26	325	3/20	1	51	0	89.7
<b>TOTAL</b>	<b>44</b>	<b>26</b>	<b>325</b>	<b>3/20</b>	<b>1</b>	<b>51</b>	<b>0</b>	<b>89.7</b>

RUSHING	ATT	YDS	AVG	LG	TD
Leonard Fournette	9	24	2.7	9	1
Rachaad White	4	19	4.8	8	0
Tom Brady	1	1	1.0	1	0
Julio Jones	1	0	0.0	0	0
<b>TOTAL</b>	<b>15</b>	<b>44</b>	<b>2.9</b>	<b>9</b>	<b>1</b>

RECEIVING	NO	YDS	AVG	LG	TD
Mike Evans	6	123	20.5	51	0
Chris Godwin	6	75	12.5	44	0
Leonard Fournette	3	34	11.3	15	0
Rachaad White	3	24	8.0	20	0
Julio Jones	2	21	10.5	13	1
Cade Otton	2	15	7.5	10	0
Scotty Miller	2	13	6.5	7	0
Breshad Perriman	1	11	11.0	11	0
Ko Kieft	1	9	9.0	9	0
<b>TOTAL</b>	<b>26</b>	<b>325</b>	<b>12.5</b>	<b>51</b>	<b>1</b>

TOP DEFENSE	TOT	SOLO	AST	SCK	YDS	INT
Mike Edwards	11	8	3	0.0	0.0	0
Devin White	10	6	4	0.0	0.0	0
Keanu Neal	8	4	4	0.0	0.0	0

FIELD GOALS	FGM/FGA	PERCENT	RESULTS
Ryan Succop	3-3	100.0	31G, 30G, 26G
<b>TOTAL</b>	<b>3-3</b>	<b>100.0</b>	

## GAME HIGHLIGHTS

- Led by **RBs Gus Edwards** (65 yards on 11 attempts) and **Kenyan Drake** (62 yards on 7 attempts), as well as **QB Lamar Jackson** (43 rushing yards on 9 attempts), Baltimore rushed for a season-high 231 rushing yards on 33 attempts (7.0 avg.), extending the NFL's longest active streak of at least 150 rushing yards to seven.
- **OLB Justin Houston** posted his second-straight game recording a sack on two consecutive defensive plays and has now produced 6 sacks in five games this season. He's the first Raven since 2017 (OLB Terrell Suggs – W11-W12) to notch back-to-back multi-sack games.
- **WR Devin Duvernay** capped a 9-play, 83-yard drive with his first-career rushing TD on a 15-yard scamper. Duvernay totaled a single-game best 163 all-purpose yards (33 rushing, 31 receiving, 72 KORs and 27 PRs). Duvernay is the first player in franchise history to post a KOR-TD, receiving TD and rushing TD in a Ravens' career. He's also the NFL's only player in 2022 through Week 8 with a TD in each of those three categories.

## Team Statistics

	Ravens	Buccaneers
First Downs	27	20
3rd-Down Eff. (Made/Att/Pct)	6/13/46%	4/13/31%
4th-Down Eff. (Made/Att/Pct)	0/1/0%	1/1/100%
Total Net Yards	453	349
Total Plays	74	62
Yards Per Play	6.1	5.6
Rushes/Net Yards	33/231	15/44
Net Passing	222	305
Pass Attempts/Completions	38/27	44/26
Had Intercepted	0	0
Sacked/Yards Lost	3/16	3/20
Punts/Average	4/52.5	5/53.4
Penalties/Yards	7/101	4/35
Fumbles/Lost	0/0	1/1
Possession Time	38:23	21:37



# GAME 9: RAVENS 27, SAINTS 13

Baltimore (6-3) • New Orleans (3-6)

Monday, November 7, 2022 • 8:15 PM EST • Caesars Superdome • New Orleans  
Indoors • Attendance: 70,010 • Time: 2:52



Baltimore Ravens	7	7	3	10	—	27
New Orleans Saints	0	3	3	7	—	13

## SCORING DRIVES

TEAM	QTR	TIME	SCORING PLAY	BAL	NO
Ravens	1	01:23	I.Likely 24 yd. pass from L.Jackson (J.Tucker kick) (11-76, 7:02)	7	0
Ravens	2	02:00	K.Drake 1 yd. run (J.Tucker kick) (12-81, 7:05)	14	0
Saints	2	00:00	W.Lutz 33 yd. Field Goal (12-60, 2:00)	14	3
Ravens	3	08:25	J.Tucker 32 yd. Field Goal (12-61, 6:35)	17	3
Saints	3	01:25	W.Lutz 37 yd. Field Goal (12-56, 7:00)	17	6
Ravens	4	08:31	J.Tucker 41 yd. Field Goal (8-40, 4:39)	20	6
Ravens	4	06:55	K.Drake 3 yd. run (J.Tucker kick) (3-17, 1:29)	27	6
Saints	4	04:13	J.Johnson 41 yd. pass from A.Dalton (W.Lutz kick) (9-83, 2:42)	27	13

## NEW ORLEANS SAINTS (HEAD COACH: DENNIS ALLEN)

OFFENSE			DEFENSE		
WR	17	K. White	RDE	92	M. Davenport
WR	12	C. Olave	DT	97	M. Roach
LT	74	J. Hurst	DT	93	D. Onyemata
LG	75	A. Peat	LDE	94	C. Jordan
C	78	E. McCoy	WILL	20	P. Werner
RG	51	C. Ruiz	MLB	56	D. Davis
RT	71	R. Ramczyk	LCB	29	P. Adebo
TE	83	J. Johnson	RCB	27	A. Taylor
TE	7	T. Hill	FS	32	T. Mathieu
QB	14	A. Dalton	S	19	C. Harris
RB	41	A. Kamara	S	6	M. Maye

## BALTIMORE RAVENS (HEAD COACH: JOHN HARBAUGH)

OFFENSE			DEFENSE		
WR	15	D. Jackson	DT	92	J. Madubuike
WR	13	D. Duvernay	NT	96	B. Washington
LT	79	R. Stanley	DE	93	C. Campbell
LG	72	B. Powers	RUSH	4	J. Pierre-Paul
C	64	T. Linderbaum	MLB	18	R. Smith
RG	70	K. Zeidler	WLB	6	P. Queen
RT	78	M. Moses	SAM	40	M. Harrison
TE	80	I. Likely	CB	24	M. Peters
TE	84	J. Oliver	SS	36	C. Clark
QB	8	L. Jackson	FS	26	G. Stone
RB	17	K. Drake	CB	44	M. Humphrey

OFFICIALS: Referee: Brad Rogers (126), Umpire: Carl Paganelli (124), Down Judge: Kent Payne (79), Line Judge: Thomas Eaton (87), Field Judge: Aaron Santi (50), Side Judge: Anthony Jeffries (36), Back Judge: Greg Steed (12), Replay Official: Bob Hubbell, Replay Assistant: Durwood Manley

## BALTIMORE RAVENS

PASSING	ATT	CP	YDS	SK/YD	TD	LG	INT	RTG
Lamar Jackson	22	12	133	3/2	1	24t	0	87.9
<b>TOTAL</b>	<b>22</b>	<b>12</b>	<b>133</b>	<b>3/2</b>	<b>1</b>	<b>24T</b>	<b>0</b>	<b>87.9</b>

RUSHING	ATT	YDS	AVG	LG	TD
Kenyan Drake	24	93	3.9	18	2
Lamar Jackson	11	82	7.5	17	0
Justice Hill	4	11	2.8	9	0
Patrick Ricard	1	2	2.0	2	0
<b>TOTAL</b>	<b>40</b>	<b>188</b>	<b>4.7</b>	<b>18</b>	<b>2</b>

RECEIVING	NO	YDS	AVG	LG	TD
James Proche II	2	22	11.0	12	0
Kenyan Drake	2	16	8.0	11	0
Isaiah Likely	1	24	24.0	24t	1
Josh Oliver	1	19	19.0	19	0
DeSean Jackson	1	16	16.0	16	0
Demarcus Robinson	1	12	12.0	12	0
Justice Hill	1	8	8.0	8	0
Mike Davis	1	7	7.0	7	0
Devin Duvernay	1	5	5.0	5	0
Patrick Ricard	1	4	4.0	4	0
<b>TOTAL</b>	<b>12</b>	<b>133</b>	<b>11.1</b>	<b>24T</b>	<b>1</b>

TOP DEFENSE	TOT	SOLO	AST	SCK	YDS	INT
Marlon Humphrey	7	5	2	1.0	9.0	0
Kyle Hamilton	5	5	0	0.0	0.0	0
Patrick Queen	5	5	0	0.0	0.0	0

FIELD GOALS	FGM/FGA	PERCENT	RESULTS
Justin Tucker	2-2	100.0	32G, 41G
<b>TOTAL</b>	<b>2-2</b>	<b>100.0</b>	

## NEW ORLEANS SAINTS

PASSING	ATT	CP	YDS	SK/YD	TD	LG	INT	RTG
Andy Dalton	29	19	210	4/28	1	41t	1	84.0
Taysom Hill	1	1	13	0/0	0	13	0	118.8
<b>TOTAL</b>	<b>30</b>	<b>20</b>	<b>223</b>	<b>4/28</b>	<b>1</b>	<b>41T</b>	<b>1</b>	<b>85.8</b>

RUSHING	ATT	YDS	AVG	LG	TD
Alvin Kamara	9	30	3.3	10	0
Dwayne Washington	3	7	2.3	5	0
Taysom Hill	1	6	6.0	6	0
Andy Dalton	2	5	2.5	3	0
<b>TOTAL</b>	<b>15</b>	<b>48</b>	<b>3.2</b>	<b>10</b>	<b>0</b>

RECEIVING	NO	YDS	AVG	LG	TD
Chris Olave	6	71	11.8	16	0
Alvin Kamara	3	32	10.7	19	0
Tre'Quan Smith	3	29	9.7	13	0
Marquez Callaway	3	24	8.0	12	0
Juwan Johnson	2	42	21.0	41t	1
Kevin White	1	10	10.0	10	0
Adam Trautman	1	8	8.0	8	0
Dwayne Washington	1	7	7.0	7	0
<b>TOTAL</b>	<b>20</b>	<b>223</b>	<b>11.2</b>	<b>41T</b>	<b>1</b>

TOP DEFENSE	TOT	SOLO	AST	SCK	YDS	INT
Marcus Maye	11	8	3	0.0	0.0	0
Demario Davis	7	5	2	1.0	0.0	0
Tanoh Kpassagnon	5	5	0	0.0	0.0	0

FIELD GOALS	FGM/FGA	PERCENT	RESULTS
Wil Lutz	2-2	100.0	33G, 37G
<b>TOTAL</b>	<b>2-2</b>	<b>100.0</b>	

## GAME HIGHLIGHTS

- With 2.5 sacks and 1 INT, **OLB Justin Houston** has recorded multiple sacks in three consecutive games, marking the longest streak in Ravens franchise history. He owns 6.5 sacks in his past three games and 8.5 sacks in six total games played this season.
- Baltimore rushed for 188 yards and produced its eighth-straight contest with at least 150 rushing yards. (This stands as the NFL's longest such active streak.)
- **RB Kenyan Drake** led the way with a season-high 93 rushing yards and 2 TDs, marking the fifth game of his career with at least 2 rushing TDs (and his first since 11/29/20 vs. NE while playing for Arizona).
- Baltimore has now recorded a takeaway in 11 consecutive games (dating back to last season), marking the NFL's longest active streak. The Ravens' theft came on **Houston's** INT late in the third quarter.

## Team Statistics

	Ravens	Saints
First Downs	23	13
3rd-Down Eff. (Made/Att/Pct)	9/15/60%	3/11/27%
4th-Down Eff. (Made/Att/Pct)	0/0/0%	1/1/100%
Total Net Yards	319	243
Total Plays	65	49
Yards Per Play	4.9	5.0
Rushes/Net Yards	40/188	15/48
Net Passing	131	195
Pass Attempts/Completions	22/12	30/20
Had Intercepted	0	1
Sacked/Yards Lost	3/2	4/28
Punts/Average	4/48.3	5/46.4
Penalties/Yards	5/31	5/40
Fumbles/Lost	1/0	0/0
Possession Time	37:47	22:13



# GAME 10: PANTHERS 3, RAVENS 13

Carolina (3-8) • Baltimore (7-3)

Sunday, November 20, 2022 • 1:00 PM EST • M&T Bank Stadium • Baltimore  
Sunny Temp: 36° F, Humidity: 28%, Wind: WNW 18 mph • Attendance: 70,677 • Time: 3:12



Carolina Panthers	0	0	3	0	—	3
Baltimore Ravens	0	3	0	10	—	13

## SCORING DRIVES

TEAM	QTR	TIME	SCORING PLAY	CAR	BAL
Ravens	2	00:00	J.Tucker 32 yd. Field Goal (15-76, 3:38)	0	3
Panthers	3	08:07	E.Pineiro 32 yd. Field Goal (9-40, 3:15)	3	3
Ravens	4	08:27	J.Tucker 37 yd. Field Goal (12-67, 7:00)	3	6
Ravens	4	07:16	L.Jackson 1 yd. run (J.Tucker Kick) (2-31, 0:58)	3	13

## CAROLINA PANTHERS (HEAD COACH: STEVE WILKS)

OFFENSE			DEFENSE		
LT	79	I. Ekwonu	DE	97	Y. Gross-Matos
LG	70	B. Christensen	DT	95	D. Brown
C	56	B. Bozeman	DT	93	B. Roy
RG	63	A. Corbett	DE	53	B. Burns
RT	72	T. Moton	SAM	55	C. Littleton
TE	80	I. Thomas	MIKE	7	S. Thompson
WR	2	D. Moore	WILL	49	F. Luvu
WR	15	L. Shenault Jr.	CB	24	C. Henderson
WR	88	T. Marshall Jr.	CB	8	J. Horn
WR	12	S. Smith	S	25	X. Woods
RB	33	D. Foreman	S	21	J. Chinn
QB	6	B. Mayfield			

## BALTIMORE RAVENS (HEAD COACH: JOHN HARBAUGH)

OFFENSE			DEFENSE		
WR	10	D. Robinson	DT	92	J. Madubuike
WR	13	D. Duvernay	NT	96	B. Washington
LT	79	R. Stanley	DE	93	C. Campbell
LG	72	B. Powers	RUSH	4	J. Pierre-Paul
C	64	T. Linderbaum	MLB	18	R. Smith
RG	70	K. Zeitler	WLB	6	P. Queen
RT	78	M. Moses	SAM	40	M. Harrison
TE	89	M. Andrews	CB	24	M. Peters
QB	8	L. Jackson	SS	36	C. Clark
FB	42	P. Ricard	FS	26	G. Stone
RB	17	K. Drake	CB	44	M. Humphrey

**OFFICIALS:** Referee: Jerome Boger (123), Umpire: Barry Anderson (20), Down Judge: Frank LeBlanc (44), Line Judge: Rusty Baynes (59), Field Judge: Alonzo Ramsey III (80), Side Judge: Jonah Monroe (120), Back Judge: Steve Patrick (17), Replay Official: Saleem Choudhry, Replay Assistant: Yvonda Lewis

## CAROLINA PANTHERS

PASSING	ATT	CP	YDS	SK/YD	TD	LG	INT	RTG
Baker Mayfield	33	21	196	4/27	0	34	2	54.6
<b>TOTAL</b>	<b>33</b>	<b>21</b>	<b>196</b>	<b>4/27</b>	<b>0</b>	<b>34</b>	<b>2</b>	<b>54.6</b>

RUSHING	ATT	YDS	AVG	LG	TD
D'Onta Foreman	11	24	2.2	10	0
Baker Mayfield	2	12	6.0	8	0
Chuba Hubbard	4	0	0.0	2	0
<b>TOTAL</b>	<b>17</b>	<b>36</b>	<b>2.1</b>	<b>10</b>	<b>0</b>

RECEIVING	NO	YDS	AVG	LG	TD
Shi Smith	4	26	6.5	10	0
Laviska Shenault Jr.	4	7	1.8	5	0
Terrace Marshall Jr.	3	76	25.3	34	0
DJ Moore	3	24	8.0	12	0
Ian Thomas	3	24	8.0	12	0
Chuba Hubbard	2	25	12.5	15	0
Raheem Blackshear	2	14	7.0	10	0
<b>TOTAL</b>	<b>21</b>	<b>196</b>	<b>9.3</b>	<b>34</b>	<b>0</b>

TOP DEFENSE	TOT	SOLO	AST	SCK	YDS	INT
CJ Henderson	10	10	0	0.0	0.0	0
Frankie Luvu	10	6	4	1.0	1.0	0
Jeremy Chinn	9	7	2	0.0	0.0	0

FIELD GOALS	FGM/FGA	PERCENT	RESULTS
Eddy Piñeiro	1-1	100.0	32G
<b>TOTAL</b>	<b>1-1</b>	<b>100.0</b>	

## BALTIMORE RAVENS

PASSING	ATT	CP	YDS	SK/YD	TD	LG	INT	RTG
Lamar Jackson	33	24	209	3/16	0	31	1	76.5
<b>TOTAL</b>	<b>33</b>	<b>24</b>	<b>209</b>	<b>3/16</b>	<b>0</b>	<b>31</b>	<b>1</b>	<b>76.5</b>

RUSHING	ATT	YDS	AVG	LG	TD
Kenyan Drake	10	46	4.6	29	0
Lamar Jackson	11	31	2.8	10	1
Justice Hill	7	30	4.3	11	0
Devin Duvernay	1	4	4.0	4	0
Patrick Ricard	1	4	4.0	4	0
<b>TOTAL</b>	<b>30</b>	<b>115</b>	<b>3.8</b>	<b>29</b>	<b>1</b>

RECEIVING	NO	YDS	AVG	LG	TD
Demarcus Robinson	9	128	14.2	31	0
Mark Andrews	6	63	10.5	16	0
Justice Hill	3	8	2.7	7	0
Kenyan Drake	2	7	3.5	5	0
Devin Duvernay	1	3	3.0	3	0
Josh Oliver	1	2	2.0	2	0
Isaiah Likely	1	1	1.0	1	0
Mike Davis	1	-3	-3.0	-3	0
<b>TOTAL</b>	<b>24</b>	<b>209</b>	<b>8.7</b>	<b>31</b>	<b>0</b>

TOP DEFENSE	TOT	SOLO	AST	SCK	YDS	INT
Patrick Queen	12	9	3	0.5	4.5	0
Roquan Smith	7	6	1	1.0	1.0	0
Marcus Peters	5	4	1	0.0	0.0	0

FIELD GOALS	FGM/FGA	PERCENT	RESULTS
Justin Tucker	2-2	100.0	32G, 37G
<b>TOTAL</b>	<b>2-2</b>	<b>100.0</b>	

## GAME HIGHLIGHTS

- Baltimore's defense permitted season lows in points (3), total yards (205), yards-per-play average (3.8) and rushing yards (36), while recording 3 takeaways (2 INTs & 1 FR) and 4 sacks.
- Baltimore has held opponents scoreless in the first half an NFL-high 29 times since 2008. In such games under head coach **John Harbaugh**, the Ravens are 28-1, including victories in 22 straight games.
- TE Mark Andrews** (4,017) became the third Ravens player in franchise history to reach 4,000 receiving yards (TE Todd Heap & WR Derrick Mason). Additionally, he became the fifth tight end since the 1970 AFL-NFL merger to tally 4,000 receiving yards and 30 TD receptions within the first five years of a career.
- Since their 1996 inception, the Ravens are 19-8 in games immediately following a bye, tying the Philadelphia Eagles (.704) for the NFL's best mark during this span.

## Team Statistics

	Panthers	Ravens
First Downs	13	19
3rd-Down Eff. (Made/Att/Pct)	3/12/25%	6/15/40%
4th-Down Eff. (Made/Att/Pct)	0/1/0%	0/0/0%
Total Net Yards	205	308
Total Plays	54	66
Yards Per Play	3.8	4.7
Rushes/Net Yards	17/36	30/115
Net Passing	169	193
Pass Attempts/Completions	33/21	33/24
Had Intercepted	2	1
Sacked/Yards Lost	4/27	3/16
Punts/Average	6/44.2	7/35.9
Penalties/Yards	9/66	10/93
Fumbles/Lost	2/1	0/0
Possession Time	26:46	33:14





# GAME 11: RAVENS 27, JAGUARS 28

Baltimore (7-4) • Jacksonville (4-7)

Sunday, November 27, 2022 • 1:00 PM EST • TIAA Bank Field • Jacksonville

Temp: 74° F, Humidity: 91%, Wind: SW 14 mph • Attendance: 59,560 • 3:15



<b>Baltimore Ravens</b> .....	<b>6</b>	<b>3</b>	<b>3</b>	<b>15</b>	<b>—</b>	<b>27</b>
<b>Jacksonville Jaguars</b> .....	<b>0</b>	<b>10</b>	<b>0</b>	<b>18</b>	<b>—</b>	<b>28</b>

## SCORING DRIVES

TEAM	QTR	TIME	SCORING PLAY	BAL	JAX
Ravens	1	09:23	J.Tucker 27 yd. Field Goal (11-65, 5:37)	3	0
Ravens	1	02:03	J.Tucker 29 yd. Field Goal (8-38, 3:58)	6	0
Jaguars	2	09:57	J.Hasty 28 yd. pass from T.Lawrence (R.Patterson kick) (4-50, 1:55)	6	7
Ravens	2	04:51	J.Tucker 55 yd. Field Goal (12-38, 5:06)	9	7
Jaguars	2	00:09	R.Patterson 22 yd. Field Goal (12-71, 4:42)	9	10
Ravens	3	07:51	J.Tucker 24 yd. Field Goal (10-74, 5:29)	12	10
Ravens	4	13:07	G.Edwards 1 yd. run (J.Tucker kick) (7-25, 2:12)	19	10
Jaguars	4	05:55	J.Agnew 1 yd. pass from T.Lawrence (R.Patterson kick) (14-75, 7:12)	19	17
Jaguars	4	04:19	R.Patterson 29 yd. Field Goal (4-5, 1:23)	19	20
Ravens	4	02:02	J.Oliver 12 yd. pass from L.Jackson (L.Jackson-M.Andrews pass) (6-75, 2:17)	27	20
Jaguars	4	00:14	M.Jones 10 yd. pass from T.Lawrence (T.Lawrence-Z.Jones pass) (10-75, 1:48)	27	28

## JACKSONVILLE JAGUARS (HEAD COACH: DOUG PEDERSON)

OFFENSE			DEFENSE		
WR	7	Z. Jones	DL	94	F. Fatukasi
WR	13	C. Kirk	DL	95	R. Robertson-Harris
LT	74	C. Robinson	OLB	44	T. Walker
LG	69	T. Shatley	LB	23	F. Oluokun
C	79	L. Fortner	LB	48	C. Muma
RG	68	B. Scherff	OLB	41	J. Allen
RT	75	J. Taylor	CB	32	T. Campbell
TE	17	E. Ingram	CB	31	D. Williams
QB	16	T. Lawrence	FS	5	A. Cisco
RB	1	T. Etienne Jr.	SS	2	R. Jenkins
TE	84	C. Manhertz	S	42	A. Wingard

## BALTIMORE RAVENS (HEAD COACH: JOHN HARBAUGH)

OFFENSE			DEFENSE		
WR	10	D. Robinson	DT	92	J. Madubuike
WR	13	D. Duvernay	NT	96	B. Washington
LT	65	P. Mekari	DE	93	C. Campbell
LG	72	B. Powers	RUSH	4	J. Pierre-Paul
C	64	T. Linderbaum	MLB	18	R. Smith
RG	70	K. Zeitler	WLB	6	P. Queen
RT	78	M. Moses	SAM	40	M. Harrison
TE	89	M. Andrews	CB	24	M. Peters
QB	8	L. Jackson	SS	36	C. Clark
FB	42	P. Ricard	FS	26	G. Stone
RB	35	G. Edwards	CB	44	M. Humphrey

**OFFICIALS:** Referee: Land Clark (130), Umpire: Paul King (121), Down Judge: Tom Stephan (68), Line Judge: Brian Bolinger (40), Field Judge: Michael Banks (72), Side Judge: Dominique Pender (114), Back Judge: Greg Meyer (78), Replay Official: Randy Campbell, Replay Assistant: Desiree Abrams

## BALTIMORE RAVENS

PASSING	ATT	CP	YDS	SK/YD	TD	LG	INT	RTG
Lamar Jackson	32	16	254	1/1	1	62	0	87.2
<b>TOTAL</b>	<b>32</b>	<b>16</b>	<b>254</b>	<b>1/1</b>	<b>1</b>	<b>62</b>	<b>0</b>	<b>87.2</b>

RUSHING	ATT	YDS	AVG	LG	TD
Lamar Jackson	14	89	6.4	12	0
Gus Edwards	16	52	3.3	16	1
Devin Duvernay	2	16	8.0	9	0
Justice Hill	1	3	3.0	3	0
Kenyan Drake	2	2	1.0	6	0
<b>TOTAL</b>	<b>35</b>	<b>162</b>	<b>4.6</b>	<b>16</b>	<b>1</b>

RECEIVING	NO	YDS	AVG	LG	TD
Josh Oliver	4	76	19.0	40	1
Mark Andrews	4	50	12.5	25	0
Devin Duvernay	3	23	7.7	11	0
DeSean Jackson	2	74	37.0	62	0
Patrick Ricard	2	14	7.0	10	0
Demarcus Robinson	1	17	17.0	17	0
<b>TOTAL</b>	<b>16</b>	<b>254</b>	<b>15.9</b>	<b>62</b>	<b>1</b>

TOP DEFENSE	TOT	SOLO	AST	SCK	YDS	INT
Marcus Peters	8	6	2	0.0	0.0	0
Roquan Smith	8	5	3	0.0	0.0	0
Chuck Clark	7	4	3	0.0	0.0	0

FIELD GOALS	FGM/FGA	PERCENT	RESULTS
Justin Tucker	4-5	80.0	27G, 29G, 55G, 24G, 67SH
<b>TOTAL</b>	<b>4-5</b>	<b>80.0</b>	

## JACKSONVILLE JAGUARS

PASSING	ATT	CP	YDS	SK/YD	TD	LG	INT	RTG
Trevor Lawrence	37	29	321	4/27	3	29	0	129.8
<b>TOTAL</b>	<b>37</b>	<b>29</b>	<b>321</b>	<b>4/27</b>	<b>3</b>	<b>29</b>	<b>0</b>	<b>129.8</b>

RUSHING	ATT	YDS	AVG	LG	TD
JaMycal Hasty	12	28	2.3	13	0
Snoop Conner	3	11	3.7	5	0
Travis Etienne Jr.	2	3	1.5	3	0
Trevor Lawrence	2	1	0.5	1	0
Christian Kirk	1	-5	-5.0	-5	0
<b>TOTAL</b>	<b>20</b>	<b>38</b>	<b>1.9</b>	<b>13</b>	<b>0</b>

RECEIVING	NO	YDS	AVG	LG	TD
Zay Jones	11	145	13.2	29	0
JaMycal Hasty	5	67	13.4	28t	1
Jamal Agnew	5	37	7.4	17	1
Christian Kirk	4	46	11.5	17	0
Marvin Jones Jr.	3	22	7.3	10t	1
Evan Ingram	1	4	4.0	4	0
<b>TOTAL</b>	<b>29</b>	<b>321</b>	<b>11.1</b>	<b>29</b>	<b>3</b>

TOP DEFENSE	TOT	SOLO	AST	SCK	YDS	INT
Foyesade Oluokun	18	13	5	0.0	0.0	0
Chad Muma	9	4	5	0.0	0.0	0
Andre Cisco	7	6	1	0.0	0.0	0

FIELD GOALS	FGM/FGA	PERCENT	RESULTS
Riley Patterson	2-2	100.0	22G, 29G
<b>TOTAL</b>	<b>2-2</b>	<b>100.0</b>	

## GAME HIGHLIGHTS

- With severe weather and lightning in Jacksonville, kickoff was pushed back 25 minutes (1:25 p.m.).
- **K Justin Tucker** made FGs from 24, 27, 29 and 55 yards, while coming up just short on a last-second 67-yarder – the longest try of his career. With his 13 points, Tucker (1,458) surpassed Stephen Gostkowski (1,457) for the most points scored by a player in the first 11 years of a career in NFL history.
- Baltimore's defense permitted 38 rushing yards on 20 carries (1.9 avg.), while adding four sacks (1 each by **DT Broderick Washington**, **OLB Tyus Bowser**, **CB Marlon Humphrey** and **DT Calais Campbell**). Baltimore set a franchise record of consecutive games (7) registering at least 3 sacks.
- **QB Lamar Jackson** had a game-high 89 rushing yards on 14 carries (6.4 avg.). In doing so, he posted his fifth-career game with at least 250 passing yards and 75 rushing yards, tying QB Russell Wilson for the most such performances in NFL history.
- **WR DeSean Jackson** collected a 62-yard reception on a 6-play, 75-yard drive that was capped with a 12-yard TD reception by **TE Josh Oliver**. Including the TD grab, Oliver posted team and career highs in receptions (4) and receiving yards (76), while notching a career long 40-yard catch.

## Team Statistics

	Ravens	Jaguars
First Downs	24	18
3rd-Down Eff. (Made/Att/Pct)	8/14/57%	4/13/31%
4th-Down Eff. (Made/Att/Pct)	0/1/0%	2/3/67%
Total Net Yards	415	332
Total Plays	68	61
Yards Per Play	6.1	5.4
Rushes/Net Yards	35/162	20/38
Net Passing	253	294
Pass Attempts/Completions	32/16	37/29
Had Intercepted	0	0
Sacked/Yards Lost	1/1	4/27
Punts/Average	1/53.0	3/68.7
Penalties/Yards	3/20	4/19
Fumbles/Lost	3/2	2/1
Possession Time	32:39	27:21



# GAME 12: BRONCOS 9, RAVENS 10

Denver (3-9) • Baltimore (8-4)

Sunday, December 4, 2022 • 1:00 PM EST • M&T Bank Stadium • Baltimore

Clear Temp: 43° F, Humidity: 46%, Wind: NW 3 mph • Attendance: 70,443 • Time: 2:56



Denver Broncos	3	3	3	0	—	9
Baltimore Ravens	0	3	0	7	—	10

## SCORING DRIVES

TEAM	QTR	TIME	SCORING PLAY	DEN	BAL
Broncos	1	09:03	B.McManus 52 yd. Field Goal (11-49, 5:57)	3	0
Ravens	2	05:55	J.Tucker 26 yd. Field Goal (10-62, 5:02)	3	3
Broncos	2	00:37	B.McManus 41 yd. Field Goal (8-70, 2:18)	6	3
Broncos	3	03:58	B.McManus 50 yd. Field Goal (4-8, 2:01)	9	3
Ravens	4	00:28	T.Huntley 2 yd. run (J.Tucker kick) (16-91, 4:34)	9	10

## DENVER BRONCOS (HEAD COACH: NATHANIEL HACKETT)

OFFENSE			DEFENSE		
TE	87	E. Tomlinson	DE	93	D. Jones
TE	82	E. Saubert	DT	97	D. Jones
LT	76	C. Anderson	DE	99	D. Williams
LG	66	D. Risner	SLB	53	J. Cooper
C	61	G. Glasgow	WLB	56	B. Browning
RG	77	Q. Meinerz	ILB	47	J. Jewell
RT	73	C. Fleming	ILB	49	A. Singleton
WR	14	C. Sutton	LCB	2	P. Surtain II
WR	9	K. Hinton	RCB	27	D. Mathis
QB	3	R. Wilson	SS	22	K. Jackson
RB	28	L. Murray	FS	31	J. Simmons

## BALTIMORE RAVENS (HEAD COACH: JOHN HARBAUGH)

OFFENSE			DEFENSE		
WR	13	D. Duvernay	DT	92	J. Madubuike
LT	65	P. Mekari	NT	96	B. Washington
LG	72	B. Powers	DE	93	C. Campbell
C	64	T. Linderbaum	RUSH	4	J. Pierre-Paul
RG	70	K. Zeitler	MLB	18	R. Smith
RT	78	M. Moses	WLB	6	P. Queen
TE	89	M. Andrews	SAM	54	T. Bowser
TE	84	J. Oliver	CB	24	M. Peters
QB	8	L. Jackson	SS	36	C. Clark
FB	42	P. Ricard	FS	26	G. Stone
RB	35	G. Edwards	CB	44	M. Humphrey

OFFICIALS: Referee: Alex Kemp (55), Side Judge: Dale Shaw (104), Umpire: Mike Morton (89), Down Judge: Danny Short (113), Line Judge: Jeff Bergman (32), Field Judge: John Jenkins (117), Back Judge: Scott Helverson (93), Replay Official: Mike Chase, Replay Assistant: Durwood Manley

## DENVER BRONCOS

PASSING	ATT	CP	YDS	SK/YD	TD	LG	INT	RTG
Russell Wilson	22	17	189	2/5	0	40	0	102.3
<b>TOTAL</b>	<b>22</b>	<b>17</b>	<b>189</b>	<b>2/5</b>	<b>0</b>	<b>40</b>	<b>0</b>	<b>102.3</b>

RUSHING	ATT	YDS	AVG	LG	TD
Lataavius Murray	17	47	2.8	7	0
Russell Wilson	2	21	10.5	17	0
Mike Boone	6	18	3.0	10	0
Marlon Mack	2	3	1.5	4	0
Montrell Washington	1	-1	-1.0	-1	0
<b>TOTAL</b>	<b>28</b>	<b>88</b>	<b>3.1</b>	<b>17</b>	<b>0</b>

RECEIVING	NO	YDS	AVG	LG	TD
Greg Dulcich	6	85	14.2	30	0
Jerry Jeudy	4	65	16.3	40	0
Lataavius Murray	4	14	3.5	6	0
Kendall Hinton	1	11	11.0	11	0
Mike Boone	1	8	8.0	8	0
Marlon Mack	1	6	6.0	6	0
<b>TOTAL</b>	<b>17</b>	<b>189</b>	<b>11.1</b>	<b>40</b>	<b>0</b>

TOP DEFENSE	TOT	SOLO	AST	SCK	YDS	INT
Josey Jewell	18	8	10	0.0	0.0	0
Alex Singleton	16	8	8	0.0	0.0	0
Pat Surtain II	7	6	1	0.0	0.0	0

FIELD GOALS	FGM/FGA	PERCENT	RESULTS
Brandon McManus	3-4	75.0	52G, 41G, 50G, 63SH
<b>TOTAL</b>	<b>3-4</b>	<b>75.0</b>	

## GAME HIGHLIGHTS

- The Ravens are 8-6 in regular season play vs. Denver, including a 6-1 mark in Charm City. Under head coach **John Harbaugh**, Baltimore is 5-3 against the Broncos during the regular season, posting a 4-1 mark at home, and 18-12 against AFC West teams, including an 11-5 mark at home.
- In relief of **QB Lamar Jackson** (knee), **QB Tyler Huntley** led the Ravens on his second-career game-winning drive.
- Baltimore's defense held Denver to 2-of-12 (16.7%) on third down, marking the Ravens' best third-down defensive performance since Week 1 at NYJ (14.3%). It also marked the fifth time of the season that Baltimore held an opponent under 300 total yards.
- Including 2 TFL, **ILB Roquan Smith** posted a team-high 11 tackles.

## BALTIMORE RAVENS

PASSING	ATT	CP	YDS	SK/YD	TD	LG	INT	RTG
Tyler Huntley	32	27	187	2/6	0	22	1	78.0
Lamar Jackson	4	3	11	2/10	0	5	0	77.1
James Proche II	1	0	0	0/0	0	0	1	0.0
<b>TOTAL</b>	<b>37</b>	<b>30</b>	<b>198</b>	<b>4/16</b>	<b>0</b>	<b>22</b>	<b>2</b>	<b>66.4</b>

RUSHING	ATT	YDS	AVG	LG	TD
Tyler Huntley	10	41	4.1	14	1
Kenyan Drake	7	29	4.1	12	0
Gus Edwards	6	12	2.0	4	0
Devin Duvernay	2	9	4.5	10	0
Lamar Jackson	1	9	9.0	9	0
Justice Hill	1	2	2.0	2	0
Mark Andrews	1	1	1.0	1	0
<b>TOTAL</b>	<b>28</b>	<b>103</b>	<b>3.7</b>	<b>14</b>	<b>1</b>

RECEIVING	NO	YDS	AVG	LG	TD
Demarcus Robinson	7	41	5.9	10	0
Devin Duvernay	6	34	5.7	13	0
Mark Andrews	4	53	13.3	22	0
Isaiah Likely	4	30	7.5	12	0
Kenyan Drake	2	17	8.5	13	0
DeSean Jackson	2	10	5.0	5	0
James Proche II	2	9	4.5	7	0
Justice Hill	2	4	2.0	5	0
Patrick Ricard	1	0	0.0	0	0
<b>TOTAL</b>	<b>30</b>	<b>198</b>	<b>6.6</b>	<b>22</b>	<b>0</b>

TOP DEFENSE	TOT	SOLO	AST	SCK	YDS	INT
Roquan Smith	11	6	5	0.0	0.0	0
Patrick Queen	9	7	2	0.0	0.0	0
Chuck Clark	8	2	6	0.0	0.0	0

FIELD GOALS	FGM/FGA	PERCENT	RESULTS
Justin Tucker	1-1	100.0	26G
<b>TOTAL</b>	<b>1-1</b>	<b>100.0</b>	

## Team Statistics

	Broncos	Ravens
First Downs	12	20
3rd-Down Eff. (Made/Att/Pct)	2/12/17%	3/13/23%
4th-Down Eff. (Made/Att/Pct)	0/0/0%	3/3/100%
Total Net Yards	272	285
Total Plays	52	69
Yards Per Play	5.2	4.1
Rushes/Net Yards	28/88	28/103
Net Passing	184	182
Pass Attempts/Completions	22/17	37/30
Had Intercepted	0	2
Sacked/Yards Lost	2/5	4/16
Punts/Average	7/41.1	6/50.5
Penalties/Yards	4/48	3/15
Fumbles/Lost	0/0	1/0
Possession Time	27:31	32:29



# GAME 13: RAVENS 16, STEELERS 14

Baltimore (9-4) • Pittsburgh (5-8)

Sunday, December 11, 2022 • 1:00 PM EST • Acrisure Stadium • Pittsburgh  
Cloudy Temp: 43° F, Humidity: 88%, Wind: NW 6 mph • Attendance: 66,326 • Time: 2:46



<b>Baltimore Ravens</b> .....	<b>10</b>	<b>3</b>	<b>0</b>	<b>3</b>	<b>—</b>	<b>16</b>
<b>Pittsburgh Steelers</b> .....	<b>7</b>	<b>0</b>	<b>0</b>	<b>7</b>	<b>—</b>	<b>14</b>

## SCORING DRIVES

TEAM	QTR	TIME	SCORING PLAY	BAL	PIT
Ravens	1	04:46	J.Tucker 42 yd. Field Goal (11-51, 5:38)	3	0
Ravens	1	02:31	J.Dobbins 4 yd. run (J.Tucker kick) (2-48, 0:45)	10	0
Steelers	1	00:13	N.Harris 1 yd. run (C.Boswell kick) (5-64, 2:18)	10	7
Ravens	2	01:03	J.Tucker 35 yd. Field Goal (10-54, 4:32)	13	7
Ravens	4	03:19	J.Tucker 30 yd. Field Goal (13-57, 7:55)	16	7
Steelers	4	02:30	P.Freiermuth 10 yd. pass from M.Trubisky (C.Boswell kick) (5-75, 0:49)	16	14

## PITTSBURGH STEELERS (HEAD COACH: MIKE TOMLIN)

OFFENSE			DEFENSE		
WR 14	G. Pickens	DT 97	C. Heyward		
LT 65	D. Moore Jr.	NT 57	M. Adams Sr.		
LG 69	K. Dotson	DL 99	L. Ogunjobi		
C 61	M. Cole	LOLB 90	T. Watt		
RG 78	J. Daniels	LILB 55	D. Bush		
RT 76	C. Okorafor	RILB 51	M. Jack		
TE 88	P. Freiermuth	ROLB 56	A. Highsmith		
RB 22	N. Harris	FS 39	M. Fitzpatrick		
QB 8	K. Pickett	SS 34	T. Edmunds		
WR 18	D. Johnson	RCB 20	C. Sutton		
FB 81	Z. Gentry	S 23	D. Kazez		

## BALTIMORE RAVENS (HEAD COACH: JOHN HARBAUGH)

OFFENSE			DEFENSE		
WR 13	D. Duvernay	DT 92	J. Madubuike		
LT 79	R. Stanley	NT 96	B. Washington		
LG 72	B. Powers	DE 93	C. Campbell		
C 64	T. Linderbaum	RUSH 4	J. Pierre-Paul		
RG 63	T. Colton	MLB 18	R. Smith		
RT 78	M. Moses	WLB 6	P. Queen		
TE 89	M. Andrews	SAM 54	T. Bowser		
TE 84	J. Oliver	CB 24	M. Peters		
QB 2	T. Huntley	SS 36	C. Clark		
FB 42	P. Ricard	FS 32	M. Williams		
RB 27	J. Dobbins	CB 44	M. Humphrey		

**OFFICIALS:** Referee: Adrian Hill (29), **Umpire:** Roy Ellison (81), **Down Judge:** David Oliver (24), **Line Judge:** Kevin Codey (16), **Field Judge:** Mearl Robinson (31), **Field Judge:** Mike Weatherford (116), **Back Judge:** Keith Ferguson (61), **Replay Official:** Roddy Ames, **Replay Assistant:** Joe Wollan

## BALTIMORE RAVENS

PASSING	ATT	CP	YDS	SK/YD	TD	LG	INT	RTG
Tyler Huntley	12	8	88	1/6	0	25	0	88.2
Anthony Brown	5	3	16	1/4	0	7	0	65.4
<b>TOTAL</b>	<b>17</b>	<b>11</b>	<b>104</b>	<b>2/10</b>	<b>0</b>	<b>25</b>	<b>0</b>	<b>81.5</b>

RUSHING	ATT	YDS	AVG	LG	TD
J.K. Dobbins	15	120	8.0	44	1
Gus Edwards	13	66	5.1	16	0
Tyler Huntley	9	31	3.4	11	0
Patrick Ricard	1	2	2.0	2	0
Kenyan Drake	1	1	1.0	1	0
Anthony Brown	3	-5	-1.7	-1	0
<b>TOTAL</b>	<b>42</b>	<b>215</b>	<b>5.1</b>	<b>44</b>	<b>1</b>

RECEIVING	NO	YDS	AVG	LG	TD
Demarcus Robinson	5	52	10.4	23	0
DeSean Jackson	2	34	17.0	25	0
Mark Andrews	2	17	8.5	10	0
Kenyan Drake	2	1	0.5	1	0
<b>TOTAL</b>	<b>11</b>	<b>104</b>	<b>9.5</b>	<b>25</b>	<b>0</b>

TOP DEFENSE	TOT	SOLO	AST	SCK	YDS	INT
Marlon Humphrey	6	5	1	0.0	0.0	0
Chuck Clark	6	4	2	0.0	0.0	0
Patrick Queen	6	4	2	0.0	0.0	1

FIELD GOALS	FGM/FGA	PERCENT	RESULTS
Justin Tucker	3-3	100.0	42G, 35G, 30G
<b>TOTAL</b>	<b>3-3</b>	<b>100.0</b>	

## PITTSBURGH STEELERS

PASSING	ATT	CP	YDS	SK/YD	TD	LG	INT	RTG
Mitch Trubisky	30	22	276	1/5	1	42	3	73.1
Kenny Pickett	1	0	0	1/7	0	0	0	39.6
<b>TOTAL</b>	<b>31</b>	<b>22</b>	<b>276</b>	<b>2/12</b>	<b>1</b>	<b>42</b>	<b>3</b>	<b>69.5</b>

RUSHING	ATT	YDS	AVG	LG	TD
Najee Harris	12	33	2.8	8	1
Kenny Pickett	2	16	8.0	13	0
Jaylen Warren	3	11	3.7	8	0
Benny Snell Jr.	2	4	2.0	3	0
Steven Sims	1	1	1.0	1	0
<b>TOTAL</b>	<b>20</b>	<b>65</b>	<b>3.3</b>	<b>13</b>	<b>1</b>

RECEIVING	NO	YDS	AVG	LG	TD
Diontae Johnson	6	82	13.7	37	0
Steven Sims	4	30	7.5	11	0
George Pickens	3	78	26.0	42	0
Pat Freiermuth	3	33	11.0	14	1
Najee Harris	2	17	8.5	10	0
Jaylen Warren	2	16	8.0	14	0
Connor Heyward	1	13	13.0	13	0
Gunner Olszewski	1	7	7.0	7	0
<b>TOTAL</b>	<b>22</b>	<b>276</b>	<b>12.5</b>	<b>42</b>	<b>1</b>

TOP DEFENSE	TOT	SOLO	AST	SCK	YDS	INT
Minkah Fitzpatrick	11	6	5	0.0	0.0	0
Terrell Edmunds	9	3	6	0.0	0.0	0
Myles Jack	7	4	3	0.0	0.0	0

FIELD GOALS	FGM/FGA	PERCENT	RESULTS
Chris Boswell	0-1	0.0	40B
<b>TOTAL</b>	<b>0-1</b>	<b>0.0</b>	

## GAME HIGHLIGHTS

- Backup **QB Tyler Huntley** started in place of **QB Lamar Jackson** (knee), but left in the third quarter (concussion). Third-string rookie free agent **QB Anthony Brown** then entered, helping lead Baltimore to the victory.
- **RB J.K. Dobbins** eclipsed 1,000 career rushing yards in his 20th-career game, becoming the second-fastest Raven to ever reach that mark (Jamal Lewis – 13). Dobbins became the fastest Raven (20 games) to record at least 1,000 rush yards and 10 rush TDs in a career.
- With his 42-yard FG in the first quarter, **K Justin Tucker** (1,466 points scored) surpassed K Matt Stover (1,464) for the most points scored in Ravens franchise history. He now owns a franchise-record 1,473 points scored.
- **DE Calais Campbell** posted his ninth-career blocked FGA on a fourth-quarter 40-yard try by K Chris Boswell to keep the score, 13-7, in favor of the Ravens. Campbell's 9 blocked FGAs are the most among active players.
- Of the last 15 matchups between these clubs in Pittsburgh, 11 have been decided by three or fewer points.

## Team Statistics

	Ravens	Steelers
First Downs	18	23
3rd-Down Eff. (Made/Att/Pct)	4/13/31%	4/8/50%
4th-Down Eff. (Made/Att/Pct)	1/2/50%	0/0/0%
Total Net Yards	309	329
Total Plays	61	53
Yards Per Play	5.1	6.2
Rushes/Net Yards	42/215	20/65
Net Passing	94	264
Pass Attempts/Completions	17/11	31/22
Had Intercepted	0	3
Sacked/Yards Lost	2/10	2/12
Punts/Average	3/41.3	3/37.0
Penalties/Yards	5/46	2/15
Fumbles/Lost	2/0	0/0
Possession Time	32:59	27:01





# GAME 14: RAVENS 3, BROWNS 13

Baltimore (9-5) • Cleveland (6-8)

Saturday, December 17, 2022 • 4:30 PM EST • FirstEnergy Stadium • Cleveland  
Indoors • Attendance: 67,431 • Time: 2:43



Baltimore Ravens .....	0	3	0	0	—	3
Cleveland Browns .....	0	6	7	0	—	13

## SCORING DRIVES

TEAM	QTR	TIME	SCORING PLAY	BAL	CLE
Browns	2	14:10	C.York 47 yd. Field Goal (14-64, 7:42)	0	3
Ravens	2	05:31	J.Tucker 53 yd. Field Goal (9-27, 4:26)	3	3
Browns	2	01:52	C.York 23 yd. Field Goal (11-71, 3:39)	3	6
Browns	3	02:10	D.Peoples-Jones 3 yd. pass from D.Watson (C.York kick) (12-91, 6:08)	3	13

## CLEVELAND BROWNS (HEAD COACH: KEVIN STEFANSKI)

OFFENSE			DEFENSE		
WR	2	A. Cooper	DE	95	M. Garrett
LT	71	J. Willis Jr.	DT	96	J. Elliott
LG	75	J. Bitonio	DT	57	B. Stille
C	72	H. Froholdt	DE	99	T. Bryan
RG	77	W. Teller	WILL	51	J. Kunaszzyk
RT	78	J. Conklin	MIKE	54	D. Jones
TE	85	D. Njoku	SAM	42	T. Fields II
WR	11	D. Peoples-Jones	CB	20	G. Newsome II
WR	25	D. Felton Jr.	CB	21	D. Ward
QB	4	D. Watson	SS	22	G. Delpit
RB	24	N. Chubb	FS	43	J. Johnson III

## BALTIMORE RAVENS (HEAD COACH: JOHN HARBAUGH)

OFFENSE			DEFENSE		
WR	10	D. Robinson	DT	92	J. Madubuike
LT	79	R. Stanley	DE	93	C. Campbell
LG	72	B. Powers	RUSH	4	J. Pierre-Paul
C	64	T. Linderbaum	MLB	18	R. Smith
RG	70	K. Zeitler	VLB	6	P. Queen
RT	78	M. Moses	SAM	54	T. Bowser
TE	89	M. Andrews	CB	24	M. Peters
TE	84	J. Oliver	SS	36	C. Clark
QB	2	T. Huntley	FS	32	M. Williams
FB	42	P. Ricard	CB	44	M. Humphrey
RB	27	J. Dobbins	DB	14	K. Hamilton

OFFICIALS: Referee: Brad Allen (122), Umpire: Duane Heydt (42), Down Judge: Sarah Thomas (53), Line Judge: Daniel Gallagher (85), Field Judge: Rick Patterson (15), Side Judge: Boris Cheek (41), Back Judge: Greg Yette (38), Replay Official: Artenzia Young-Seigler, Replay Assistant: Larry Hanson

## BALTIMORE RAVENS

PASSING	ATT	CP	YDS	SK/YD	TD	LG	INT	RTG
Tyler Huntley	30	17	138	3/12	0	19	1	54.6
<b>TOTAL</b>	<b>30</b>	<b>17</b>	<b>138</b>	<b>3/12</b>	<b>0</b>	<b>19</b>	<b>1</b>	<b>54.6</b>

RUSHING	ATT	YDS	AVG	LG	TD
J.K. Dobbins	13	125	9.6	37	0
Gus Edwards	7	55	7.9	25	0
Tyler Huntley	6	15	2.5	9	0
Justice Hill	1	3	3.0	3	0
Patrick Ricard	1	0	0.0	0	0
<b>TOTAL</b>	<b>28</b>	<b>198</b>	<b>7.1</b>	<b>37</b>	<b>0</b>

RECEIVING	NO	YDS	AVG	LG	TD
Demarcus Robinson	6	29	4.8	14	0
Mark Andrews	3	31	10.3	19	0
Devin Duvernay	2	29	14.5	19	0
Isaiah Likely	2	18	9.0	9	0
Josh Oliver	2	13	6.5	8	0
Justice Hill	1	15	15.0	15	0
J.K. Dobbins	1	3	3.0	3	0
<b>TOTAL</b>	<b>17</b>	<b>138</b>	<b>8.1</b>	<b>19</b>	<b>0</b>

TOP DEFENSE	TOT	SOLO	AST	SCK	YDS	INT
Roquan Smith	11	6	5	0.0	0.0	0
Kyle Hamilton	8	6	2	1.0	7.0	0
Marlon Humphrey	6	6	0	0.0	0.0	0

FIELD GOALS	FGM/FGA	PERCENT	RESULTS
Justin Tucker	1-3	33.3	53G, 48WL, 50B
<b>TOTAL</b>	<b>1-3</b>	<b>33.0</b>	

## CLEVELAND BROWNS

PASSING	ATT	CP	YDS	SK/YD	TD	LG	INT	RTG
Deshaun Watson	28	18	161	3/21	1	28	0	91.5
<b>TOTAL</b>	<b>28</b>	<b>18</b>	<b>161</b>	<b>3/21</b>	<b>1</b>	<b>28</b>	<b>0</b>	<b>91.5</b>

RUSHING	ATT	YDS	AVG	LG	TD
Nick Chubb	21	99	4.7	18	0
Kareem Hunt	4	24	6.0	9	0
Deshaun Watson	6	22	3.7	17	0
Jacoby Brissett	1	3	3.0	3	0
Mike Woods	1	-5	-5.0	-5	0
<b>TOTAL</b>	<b>33</b>	<b>143</b>	<b>4.3</b>	<b>18</b>	<b>0</b>

RECEIVING	NO	YDS	AVG	LG	TD
Amari Cooper	4	58	14.5	28	0
Donovan Peoples-Jones	4	31	7.8	14	1
David Njoku	3	28	9.3	13	0
Daylen Baldwin	2	25	12.5	15	0
Harrison Bryant	2	7	3.5	5	0
Demetric Felton Jr.	1	5	5.0	5	0
Mike Woods	1	4	4.0	4	0
Kareem Hunt	1	3	3.0	3	0
<b>TOTAL</b>	<b>18</b>	<b>161</b>	<b>8.9</b>	<b>28</b>	<b>1</b>

TOP DEFENSE	TOT	SOLO	AST	SCK	YDS	INT
Grant Delpit	9	8	1	0.0	0.0	0
John Johnson III	9	8	1	0.0	0.0	0
Tony Fields II	6	4	2	0.0	0.0	0

FIELD GOALS	FGM/FGA	PERCENT	RESULTS
Cade York	2-4	50.0	47G, 23G, 38WL, 46WR
<b>TOTAL</b>	<b>2-4</b>	<b>50.0</b>	

## GAME HIGHLIGHTS

- Baltimore rushed for 198 yards on 28 carries (7.1 avg.), marking its NFL-high 11th game this season with at least 150 rushing yards.
- Since 2019, when Greg Roman was elevated to offensive coordinator, Baltimore has had multiple 50+ yard rushers (**J.K. Dobbins** – 125 & **Gus Edwards** – 55) in an NFL-high 34 contests. Philadelphia owns the NFL's next best mark since 2019, accomplishing this feat in 23 games.
- With 700 receiving yards in 2022, **TE Mark Andrews** became the fourth TE in NFL history (Antonio Gates, Jimmy Graham & Kellen Winslow Sr.) to record at least 700 receiving yards and 5 receiving TDs in four of the first five seasons of a career.
- Baltimore leads the all-time series vs. Cleveland, 35-13. Under head coach John Harbaugh, the Ravens are 24-6 vs. the Browns, including 11-4 in Cleveland, splitting the 2022 season series 1-1.

## Team Statistics

	Ravens	Browns
First Downs	17	19
3rd-Down Eff. (Made/Att/Pct)	5/12/42%	5/15/33%
4th-Down Eff. (Made/Att/Pct)	0/3/0%	2/2/100%
Total Net Yards	324	283
Total Plays	61	64
Yards Per Play	5.3	4.4
Rushes/Net Yards	28/198	33/143
Net Passing	126	140
Pass Attempts/Completions	30/17	28/18
Had Intercepted	1	0
Sacked/Yards Lost	3/12	3/21
Punts/Average	1/41.0	3/51.7
Penalties/Yards	3/25	3/32
Fumbles/Lost	4/1	0/0
Possession Time	26:52	33:08



# GAME 15: FALCONS 9, RAVENS 17

Atlanta (5-10) • Baltimore (10-5)

Saturday, December 24, 2022 • 1:00 PM EST • M&T Bank Stadium • Baltimore  
Clear, Cold Temp: 17° F, Humidity: 39%, Wind: W 16 mph • Attendance: 70,467 • Time: 2:57



Atlanta Falcons .....	0	3	3	3	—	9
Baltimore Ravens .....	3	11	0	3	—	17

## SCORING DRIVES

TEAM	QTR	TIME	SCORING PLAY	ATL	BAL
Ravens	1	08:02	J. Tucker 21 yd. Field Goal (5-47, 2:41)	0	3
Ravens	2	12:42	J. Tucker 27 yd. Field Goal (7-47, 3:03)	0	6
Ravens	2	02:23	D. Robinson 6 yd. pass from T. Huntley (T. Huntley run) (13-70, 6:46)	0	14
Falcons	2	00:00	Y. Koo 32 yd. Field Goal (11-54, 2:23)	3	14
Falcons	3	07:01	Y. Koo 34 yd. Field Goal (17-63, 7:59)	6	14
Ravens	4	14:10	J. Tucker 21 yd. Field Goal (6-55, 2:32)	6	17
Falcons	4	02:03	Y. Koo 37 yd. Field Goal (9-35, 2:56)	9	17

### ATLANTA FALCONS (HEAD COACH: ARTHUR SMITH)

OFFENSE			DEFENSE		
WR	14	D. Byrd	OLB	92	A. Ogundeji
TE	46	P. Hesse	DL	97	G. Jarrett
LT	70	J. Matthews	DL	93	T. Horne
LG	68	E. Wilkinson	DL	98	A. Anderson
C	67	D. Dalman	OLB	9	L. Carter
RG	63	C. Lindstrom	ILB	54	R. Evans
RT	76	K. McGary	ILB	44	T. Andersen
WR	17	O. Zaccheaus	CB	24	A. Terrell
WR	5	D. London	SS	27	R. Grant
QB	4	D. Ridder	FS	32	J. Hawkins
RB	84	C. Patterson	CB	34	D. Hall

### BALTIMORE RAVENS (HEAD COACH: JOHN HARBAUGH)

OFFENSE			DEFENSE		
WR	82	S. Watkins	DT	92	J. Madubuke
LT	79	R. Stanley	NT	96	B. Washington
LG	72	B. Powers	RUSH	4	J. Pierre-Paul
C	64	T. Linderbaum	MLB	18	R. Smith
RG	70	K. Zeitler	WLB	6	P. Queen
RT	78	M. Moses	SAM	54	T. Bowser
TE	89	M. Andrews	CB	21	B. Stephens
TE	84	J. Oliver	SS	36	C. Clark
QB	2	T. Huntley	FS	32	M. Williams
FB	42	P. Ricard	CB	44	M. Humphrey
RB	27	J. Dobbins	DB	14	K. Hamilton

**OFFICIALS:** Referee: Bill Vinovich (52), Umpire: Alex Moore (49), Down Judge: Jerry Bergman (91), Line Judge: Mark Perlman (9), Field Judge: Joe Blubaugh (57), Side Judge: Jimmy Buchanan (86), Back Judge: Jimmy Russell (82), Replay Official: Mark Butterworth, Replay Assistant: Meddie Kaleji

## ATLANTA FALCONS

PASSING	ATT	CP	YDS	SK/YD	TD	LG	INT	RTG
Desmond Ridder	33	22	218	2/6	0	26	0	85.2
<b>TOTAL</b>	<b>33</b>	<b>22</b>	<b>218</b>	<b>2/6</b>	<b>0</b>	<b>26</b>	<b>0</b>	<b>85.2</b>

RUSHING	ATT	YDS	AVG	LG	TD
Tyler Allgeier	18	74	4.1	16	0
Cordarrelle Patterson	8	17	2.1	7	0
Avery Williams	3	16	5.3	13	0
Desmond Ridder	4	8	2.0	5	0
<b>TOTAL</b>	<b>33</b>	<b>115</b>	<b>3.5</b>	<b>16</b>	<b>0</b>

RECEIVING	NO	YDS	AVG	LG	TD
Drake London	7	96	13.7	20	0
Tyler Allgeier	4	43	10.8	26	0
Olamide Zaccheaus	4	18	4.5	10	0
Avery Williams	2	14	7.0	7	0
Anthony Firkser	2	10	5.0	5	0
Damiere Byrd	1	15	15.0	15	0
Cordarrelle Patterson	1	14	14.0	14	0
Parker Hesse	1	8	8.0	8	0
<b>TOTAL</b>	<b>22</b>	<b>218</b>	<b>9.9</b>	<b>26</b>	<b>0</b>

TOP DEFENSE	TOT	SOLO	AST	SCK	YDS	INT
Richie Grant	10	7	3	0.0	0.0	0
Rashaan Evans	6	2	4	0.0	0.0	0
Lorenzo Carter	5	3	2	0.0	0.0	0

FIELD GOALS	FGM/FGA	PERCENT	RESULTS
Younghoe Koo	3-3	100.0	32G, 34G, 37G
<b>TOTAL</b>	<b>3-3</b>	<b>100.0</b>	

## BALTIMORE RAVENS

PASSING	ATT	CP	YDS	SK/YD	TD	LG	INT	RTG
Tyler Huntley	17	9	115	0/0	1	40	0	94.0
<b>TOTAL</b>	<b>17</b>	<b>9</b>	<b>115</b>	<b>0/0</b>	<b>1</b>	<b>40</b>	<b>0</b>	<b>94.0</b>

RUSHING	ATT	YDS	AVG	LG	TD
Gus Edwards	11	99	9.0	37	0
J.K. Dobbins	12	59	4.9	14	0
Tyler Huntley	11	26	2.4	8	0
<b>TOTAL</b>	<b>34</b>	<b>184</b>	<b>5.4</b>	<b>37</b>	<b>0</b>

RECEIVING	NO	YDS	AVG	LG	TD
Mark Andrews	3	45	15.0	36	0
Sammy Watkins	1	40	40.0	40	0
DeSean Jackson	1	10	10.0	10	0
Josh Oliver	1	6	6.0	6	0
Demarcus Robinson	1	6	6.0	6t	1
Justice Hill	1	4	4.0	4	0
Isaiah Likely	1	4	4.0	4	0
<b>TOTAL</b>	<b>9</b>	<b>115</b>	<b>12.8</b>	<b>40</b>	<b>1</b>

TOP DEFENSE	TOT	SOLO	AST	SCK	YDS	INT
Roquan Smith	14	7	7	0.0	0.0	0
Patrick Queen	9	1	8	0.5	3.0	0
Marlon Humphrey	7	7	0	0.0	0.0	0

FIELD GOALS	FGM/FGA	PERCENT	RESULTS
Justin Tucker	3-4	75.0	21G, 55B, 27G, 21G
<b>TOTAL</b>	<b>3-4</b>	<b>75.0</b>	

## GAME HIGHLIGHTS

- Baltimore has outrushed its opponent in 14 straight games, marking the longest streak in franchise history. It's also the league's longest streak since the 2015-16 Panthers outrushed their opponents in 15 straight contests.
- In 2022, the Ravens' offense has racked up an NFL-high 12 games with at least 150 rushing yards, while their seven contests with 175+ rushing yards are tied (Chi.) for the league's most.
- Baltimore is 24-7 (.774) in home games vs. the NFC during the John Harbaugh Era (2008-22), marking the NFL's best home record in non-conference matchups during the span. The Ravens finished 4-0 vs. the NFC South this season, sweeping an NFC division for the fourth time in franchise history and for the third time in the past four seasons (2014, 2019-20 & 2022).
- Kickoff temperature of the game was 17° (with a 2° wind chill), marking the coldest home game in franchise history. The previous record was 19° (7° with wind chill) on 12/31/17 vs. Cincinnati.

## Team Statistics

	Falcons	Ravens
First Downs	17	15
3rd-Down Eff. (Made/Att/Pct)	5/14/36%	4/12/33%
4th-Down Eff. (Made/Att/Pct)	1/4/25%	0/0/0%
Total Net Yards	327	299
Total Plays	68	51
Yards Per Play	4.8	5.9
Rushes/Net Yards	33/115	34/184
Net Passing	212	115
Pass Attempts/Completions	33/22	17/9
Had Intercepted	0	0
Sacked/Yards Lost	2/6	0/0
Punts/Average	3/37.3	3/38.3
Penalties/Yards	5/48	1/6
Fumbles/Lost	2/1	1/0
Possession Time	32:44	27:16



# GAME 16: STEELERS 16, RAVENS 13

Pittsburgh (8-8) • Baltimore (10-6)

Sunday, January 1, 2023 • 8:20 PM EST • M&T Bank Stadium • Baltimore  
Indoors • Attendance: 71,042 • Time: 2:51



<b>Pittsburgh Steelers</b> .....	<b>3</b>	<b>0</b>	<b>3</b>	<b>10</b>	<b>—</b>	<b>16</b>
<b>Baltimore Ravens</b> .....	<b>0</b>	<b>10</b>	<b>3</b>	<b>0</b>	<b>—</b>	<b>13</b>

## SCORING DRIVES

TEAM	QTR	TIME	SCORING PLAY	PIT	BAL
Steelers	1	07:01	C.Boswell 21 yd. Field Goal (15-73, 7:59)	3	0
Ravens	2	14:09	J.Tucker 30 yd. Field Goal (15-61, 7:52)	3	3
Ravens	2	00:07	I.Likely 7 yd. pass from T.Huntley (J.Tucker kick) (11-62, 3:23)	3	10
Ravens	3	09:31	J.Tucker 51 yd. Field Goal (8-42, 5:29)	3	13
Steelers	3	03:42	C.Boswell 51 yd. Field Goal (12-43, 5:49)	6	13
Steelers	4	09:44	C.Boswell 33 yd. Field Goal (13-80, 6:02)	9	13
Steelers	4	00:56	N.Harris 10 yd. pass from K.Pickett (C.Boswell kick) (11-80, 3:20)	16	13

## PITTSBURGH STEELERS (HEAD COACH: MIKE TOMLIN)

OFFENSE			DEFENSE		
WR 18	D. Johnson	DE 99	L. Ogunjobi		
LT 65	D. Moore Jr.	DT 97	C. Heyward		
LG 69	K. Dotson	DE 98	D. Leal		
C 61	M. Cole	NT 57	M. Adams Sr.		
RG 78	J. Daniels	LOLB 90	T. Watt		
RT 76	C. Okorafor	LILB 41	R. Spillane		
TE 81	Z. Gentry	RILB 93	M. Robinson		
RB 22	N. Harris	ROLB 56	A. Highsmith		
QB 8	K. Pickett	FS 39	M. Fitzpatrick		
WR 82	S. Sims	SS 34	T. Edmunds		
WR 14	G. Pickens	RCB 20	C. Sutton		

## BALTIMORE RAVENS (HEAD COACH: JOHN HARBAUGH)

OFFENSE			DEFENSE		
WR 82	S. Watkins	DT 92	J. Madubuike		
LT 79	R. Stanley	NT 96	B. Washington		
LG 72	B. Powers	RUSH 99	O. Oweh		
C 64	T. Linderbaum	MLB 18	R. Smith		
RG 70	K. Zeitler	WLB 6	P. Queen		
RT 78	M. Moses	SAM 4	J. Pierre-Paul		
TE 89	M. Andrews	CB 21	B. Stephens		
TE 84	J. Oliver	SS 36	C. Clark		
QB 2	T. Huntley	FS 32	M. Williams		
FB 42	P. Ricard	CB 44	M. Humphrey		
RB 27	J. Dobbins	DB 14	K. Hamilton		

**OFFICIALS:** Referee: Land Clark (130), **Umpire:** Paul King (121), **Down Judge:** Tom Stephan (68), **Down Judge:** Brian Bolinger (40), **Field Judge:** Michael Banks (72), **Side Judge:** Dominique Pender (114), **Back Judge:** Greg Meyer (78), **Replay Official:** Randy Campbell, **Replay Assistant:** Desiree Abrams

## PITTSBURGH STEELERS

PASSING	ATT	CP	YDS	SK/YD	TD	LG	INT	RTG
Kenny Pickett	27	15	168	2/15	1	28	0	86.7
<b>TOTAL</b>	<b>27</b>	<b>15</b>	<b>168</b>	<b>2/15</b>	<b>1</b>	<b>28</b>	<b>0</b>	<b>86.7</b>

RUSHING	ATT	YDS	AVG	LG	TD
Najee Harris	22	111	5.0	15	0
Jaylen Warren	12	76	6.3	31	0
Gunner Olszewski	1	6	6.0	6	0
Derek Watt	1	3	3.0	3	0
Kenny Pickett	5	2	0.4	2	0
<b>TOTAL</b>	<b>41</b>	<b>198</b>	<b>4.8</b>	<b>31</b>	<b>0</b>

RECEIVING	NO	YDS	AVG	LG	TD
Pat Freiermuth	3	36	12.0	20	0
Steven Sims	3	34	11.3	28	0
Jaylen Warren	3	22	7.3	10	0
Diontae Johnson	2	35	17.5	21	0
George Pickens	2	29	14.5	15	0
Najee Harris	2	12	6.0	10t	1
<b>TOTAL</b>	<b>15</b>	<b>168</b>	<b>11.2</b>	<b>28</b>	<b>1</b>

TOP DEFENSE	TOT	SOLO	AST	SCK	YDS	INT
Robert Spillane	9	8	1	0.0	0.0	0
Minkah Fitzpatrick	9	4	5	0.0	0.0	1
Mark Robinson	7	2	5	0.0	0.0	0

FIELD GOALS	FGM/FGA	PERCENT	RESULTS
Chris Boswell	3-4	75.0	21G, 48RU, 51G, 33G
<b>TOTAL</b>	<b>3-4</b>	<b>75.0</b>	

## BALTIMORE RAVENS

PASSING	ATT	CP	YDS	SK/YD	TD	LG	INT	RTG
Tyler Huntley	21	14	130	1/10	1	19	1	79.5
<b>TOTAL</b>	<b>21</b>	<b>14</b>	<b>130</b>	<b>1/10</b>	<b>1</b>	<b>19</b>	<b>1</b>	<b>79.5</b>

RUSHING	ATT	YDS	AVG	LG	TD
J.K. Dobbins	17	93	5.5	22	0
Tyler Huntley	7	24	3.4	10	0
Gus Edwards	3	2	0.7	2	0
Andy Isabella	1	1	1.0	1	0
<b>TOTAL</b>	<b>28</b>	<b>120</b>	<b>4.3</b>	<b>22</b>	<b>0</b>

RECEIVING	NO	YDS	AVG	LG	TD
Mark Andrews	9	100	11.1	19	0
Isaiah Likely	3	12	4.0	11	1
DeSean Jackson	1	9	9.0	9	0
Demarcus Robinson	1	9	9.0	9	0
<b>TOTAL</b>	<b>14</b>	<b>130</b>	<b>9.3</b>	<b>19</b>	<b>1</b>

TOP DEFENSE	TOT	SOLO	AST	SCK	YDS	INT
Chuck Clark	10	6	4	0.0	0.0	0
Marcus Williams	9	5	4	0.0	0.0	0
Roquan Smith	9	4	5	0.0	0.0	0

FIELD GOALS	FGM/FGA	PERCENT	RESULTS
Justin Tucker	2-2	100.0	30G, 51G
<b>TOTAL</b>	<b>2-2</b>	<b>100.0</b>	

## GAME HIGHLIGHTS

- Since 2008, 18 of 30 Ravens-Steelers games have been decided by 3 or fewer points, marking the most such games among NFL division foes. (This includes four straight matchups.)
- Since 2008, 24 of 30 Ravens-Steelers games have been decided by one score, marking the most among NFL division foes. (This includes six straight matchups.)
- This was the 33rd meeting (including playoffs) between Pittsburgh's Mike Tomlin and Baltimore's John Harbaugh. Only Curly Lambeau and George Halas (49) have more head-to-head matchups in league history.
- With 9 catches for 100 yards, **TE Mark Andrews** set the Ravens' career record for 100-yard receiving games, notching his 10th such performance. Entering tonight's game, Andrews had been tied with WR Mark Clayton (nine apiece).
- **K Justin Tucker** tied Marshal Yanda and Jonathan Ogden for the fifth-most games played (177) in franchise history.

## Team Statistics

	Steelers	Ravens
First Downs	22	15
3rd-Down Eff. (Made/Att/Pct)	10/16/63%	5/12/42%
4th-Down Eff. (Made/Att/Pct)	0/0/0%	0/0/0%
Total Net Yards	351	240
Total Plays	70	50
Yards Per Play	5.0	4.8
Rushes/Net Yards	41/198	28/120
Net Passing	153	120
Pass Attempts/Completions	27/15	21/14
Had Intercepted	0	1
Sacked/Yards Lost	2/15	1/10
Punts/Average	2/49.5	4/44.8
Penalties/Yards	6/43	4/30
Fumbles/Lost	0/0	0/0
Possession Time	34:14	25:46





# GAME 17: RAVENS 16, BENGALS 27

Baltimore (10-7) • Cincinnati (12-4)

Sunday, January 8, 2023 • 1:00 PM EST • Paycor Stadium • Cincinnati  
Cloudy Temp: 40° F, Humidity: 68%, Wind: ENE 5 mph • Attendance: 65,849 • Time: 3:22



Baltimore Ravens	0	7	6	3	—	16
Cincinnati Bengals	10	14	3	0	—	27

## SCORING DRIVES

TEAM	QTR	TIME	SCORING PLAY	BAL	CIN
Bengals	1	05:01	E.McPherson 34 yd. Field Goal (17-63, 7:49)	0	3
Bengals	1	01:11	J.Mixon 1 yd. run (E.McPherson kick) (8-48, 3:38)	0	10
Bengals	2	14:12	J.Chase 26 yd. pass from J.Burrow (E.McPherson kick) (3-32, 0:43)	0	17
Ravens	2	01:57	K.Drake 4 yd. run (J.Tucker kick) (10-76, 4:08)	7	17
Bengals	2	00:30	J.Ossai fumble recovery in end zone (E.McPherson kick)	7	24
Ravens	3	10:34	J.Tucker 26 yd. Field Goal (4-1, 0:52)	10	24
Bengals	3	06:27	E.McPherson 26 yd. Field Goal (8-67, 4:07)	10	27
Ravens	3	01:59	J.Tucker 51 yd. Field Goal (11-42, 4:28)	13	27
Ravens	4	12:17	J.Tucker 27 yd. Field Goal (9-73, 3:40)	16	27

## CINCINNATI BENGALS (HEAD COACH: ZAC TAYLOR)

OFFENSE			DEFENSE		
WR	1	J. Chase	LDE	94	S. Hubbard
LT	73	J. Williams	NT	98	D. Reader
LG	67	C. Volson	DT	92	B. Hill
C	64	T. Karras	RDE	91	T. Hendrickson
RG	65	A. Cappa	LB	55	L. Wilson
RT	77	H. Adeniji	LB	57	G. Pratt
TE	88	H. Hurst	NCB	21	M. Hilton
WR	83	T. Boyd	CB	20	E. Apple
WR	85	T. Higgins	CB	29	C. Taylor-Britt
QB	9	J. Burrow	S	24	V. Bell
HB	28	J. Mixon	S	30	J. Bates III

## BALTIMORE RAVENS (HEAD COACH: JOHN HARBAUGH)

OFFENSE			DEFENSE		
WR	10	D. Robinson	DT	92	J. Madubuike
LT	79	R. Stanley	DE	93	C. Campbell
LG	66	B. Cleveland	RUSH	99	O. Oweh
C	64	T. Linderbaum	MLB	18	R. Smith
RG	72	B. Powers	WLB	6	P. Queen
RT	78	M. Moses	SAM	4	J. Pierre-Paul
TE	80	I. Likely	CB	41	D. Worley
TE	84	J. Oliver	SS	36	C. Clark
QB	12	A. Brown	FS	32	M. Williams
FB	42	P. Ricard	CB	44	M. Humphrey
RB	35	G. Edwards	DB	14	K. Hamilton

**OFFICIALS:** Referee: Ronald Torbert (62), Umpire: Mark Pellis (131), Line Judge: Tim Podraza (47), Side Judge: Keith Washington (7), Down Judge: Max Causey (84), Field Judge: Ryan Dickson (25), Back Judge: Tony Josselyn (67), Replay Official: Denise Crudup

## BALTIMORE RAVENS

PASSING	ATT	CP	YDS	SK/YD	TD	LG	INT	RTG
Anthony Brown	44	19	286	4/10	0	47	2	46.2
<b>TOTAL</b>	<b>44</b>	<b>19</b>	<b>286</b>	<b>4/10</b>	<b>0</b>	<b>47</b>	<b>2</b>	<b>46.2</b>

RUSHING	ATT	YDS	AVG	LG	TD
Kenyan Drake	16	60	3.8	18	1
Justice Hill	7	34	4.9	12	0
Gus Edwards	4	16	4.0	11	0
<b>TOTAL</b>	<b>27</b>	<b>110</b>	<b>4.1</b>	<b>18</b>	<b>1</b>

RECEIVING	NO	YDS	AVG	LG	TD
Isaiah Likely	8	103	12.9	28	0
Charlie Kolar	4	49	12.3	15	0
Sammy Watkins	2	79	39.5	47	0
Demarcus Robinson	2	24	12.0	13	0
Kenyan Drake	2	19	9.5	10	0
Tylan Wallace	1	12	12.0	12	0
<b>TOTAL</b>	<b>19</b>	<b>286</b>	<b>15.1</b>	<b>47</b>	<b>0</b>

TOP DEFENSE	TOT	SOLO	AST	SCK	YDS	INT
Roquan Smith	16	12	4	0.0	0.0	0
Marcus Williams	7	5	2	0.0	0.0	0
Patrick Queen	5	4	1	0.0	0.0	0

FIELD GOALS	FGM/FGA	PERCENT	RESULTS
Justin Tucker	3-3	100.0	26G, 51G, 27G
<b>TOTAL</b>	<b>3-3</b>	<b>100.0</b>	

## CINCINNATI BENGALS

PASSING	ATT	CP	YDS	SK/YD	TD	LG	INT	RTG
Joe Burrow	42	25	215	2/13	1	33	0	81.0
<b>TOTAL</b>	<b>42</b>	<b>25</b>	<b>215</b>	<b>2/13</b>	<b>1</b>	<b>33</b>	<b>0</b>	<b>81.0</b>

RUSHING	ATT	YDS	AVG	LG	TD
Joe Mixon	11	27	2.5	8	1
Samaje Perine	6	18	3.0	6	0
Joe Burrow	3	10	3.3	6	0
<b>TOTAL</b>	<b>20</b>	<b>55</b>	<b>2.8</b>	<b>8</b>	<b>1</b>

RECEIVING	NO	YDS	AVG	LG	TD
Ja'Marr Chase	8	86	10.8	26t	1
Tyler Boyd	5	51	10.2	22	0
Joe Mixon	5	41	8.2	33	0
Hayden Hurst	4	14	3.5	7	0
Trenton Irwin	1	12	12.0	12	0
Tee Higgins	1	7	7.0	7	0
Samaje Perine	1	4	4.0	4	0
<b>TOTAL</b>	<b>25</b>	<b>215</b>	<b>8.6</b>	<b>33</b>	<b>1</b>

TOP DEFENSE	TOT	SOLO	AST	SCK	YDS	INT
Cam Taylor-Britt	9	3	6	0.0	0.0	0
Logan Wilson	8	4	4	0.0	0.0	0
Jessie Bates III	8	3	5	0.0	0.0	1

FIELD GOALS	FGM/FGA	PERCENT	RESULTS
Evan McPherson	2-2	100.0	34G, 26G
<b>TOTAL</b>	<b>2-2</b>	<b>100.0</b>	

## GAME HIGHLIGHTS

- **QB Anthony Brown** completed 19-of-44 passes for 286 yards and 2 INTs in his first-career start. Brown's 286 passing yards mark the most in the first start of a career by a Ravens' QB in franchise history.
- **TE Isaiah Likely** recorded a career-high 8 catches for 103 yards (12.9 avg.). His 103 receiving yards mark a Ravens' single-game record by a rookie TE and a single-game high among NFL rookie TEs in 2022.
- **OLB David Ojabo** recorded a strip-sack of QB Joe Burrow to give Baltimore possession at Cincinnati's 9-yard line. He became the third Ravens' rookie in as many years (**Patrick Queen** in 2020 & **Odafe Oweh** in 2021) to record a strip-sack.
- With FGM from 26, 27 & 51 yards with 1 extra point, **K Justin Tucker** set a new single-season high in points scored (142 points), surpassing his previous career-best 141-point seasons (2016-19). He now owns 69 career games with double-digit points scored, marking the second most among active kickers (Robbie Gould – 77).

## Team Statistics

	Ravens	Bengals
First Downs	20	15
3rd-Down Eff. (Made/Att/Pct)	6/16/38%	5/13/33%
4th-Down Eff. (Made/Att/Pct)	0/2/0%	0/1/0%
Total Net Yards	386	257
Total Plays	75	64
Yards Per Play	5.1	4.0
Rushes/Net Yards	27/110	20/55
Net Passing	276	202
Pass Attempts/Completions	44/19	42/25
Had Intercepted	2	0
Sacked/Yards Lost	4/10	2/13
Punts/Average	3/45.7	7/51.7
Penalties/Yards	5/22	3/35
Fumbles/Lost	2/2	1/1
Possession Time	28:41	31:19