

BALTIMORE RAVENS GAME RELEASE

UNDER ARMOUR PERFORMANCE CENTER | 1 WINNING DRIVE | OWINGS MILLS, MD

PH: 410-701-4000 | BALTIMORERAVENS.COM | TWITTER: @RAVENS

WORLD CHAMPIONS: SUPER BOWL XXXV (2000) & SUPER BOWL XLVII (2012)



BALTIMORE RAVENS AT NEW YORK JETS



[8-9]

WEEK 1 – SUNDAY, SEPT. 11, 2022

[4-13]

1 P.M. ET – METLIFE STADIUM (82,500)

QUICK HITS



X The Baltimore Ravens open the 2022 NFL campaign with a visit to the New York Jets on the 21st anniversary of 9/11.

Baltimore, which went 3-0 in preseason play (and has won an NFL-record 23 consecutive preseason contests) finished 8-9 in 2021 after beginning the season with an AFC-best 8-3 mark.

X Ravens head coach **John Harbaugh** enters his 15th season at the helm in Baltimore. The 2019 NFL Coach of the Year is the league's third-longest tenured head coach, behind only Bill Belichick (23 seasons) and Mike Tomlin (16). Harbaugh has led the Ravens to 148 total wins since his 2008 arrival, ranking as the NFL's fifth most. Harbaugh also owns the fourth-best winning percentage (.607) among active coaches (min. 100 games), compiling a strong 148-96 overall record.

X Ravaged by injuries throughout 2021 – including season-ending injuries prior to Week 1 for standouts **RB J.K. Dobbins**, **RB Gus Edwards** and **CB Marcus Peters** – Baltimore finished with 19 players on Injured Reserve, with starters missing a combined 114 games (including five by Pro Bowl **QB Lamar Jackson**). Yet, the Ravens battled through consistent adversity and remained in playoff contention entering a Week 18 game vs. Pittsburgh. Baltimore also played an NFL-high nine games that were decided by 3 or fewer points in 2021, including that final 16-13 OT defeat against the Steelers.

X Baltimore leads the all-time series vs. the Jets, 9-2, owning a 4-1 mark in such contests during the Harbaugh Era. The Ravens are 3-2 in games at NYJ (1-1 under Coach Harbaugh). Baltimore opened its 2010 season at the Jets once before, winning 10-9 in a Monday Night Football defensive battle from MetLife Stadium (NYJ's first-ever regular season game at the venue).

UPCOMING SCHEDULE

Wed. Sept. 7: 1:30 p.m. . . . Practice/Media Viewing (approx. 30 min.)
 3:30 p.m. . . . Coach Harbaugh/Players Podium & Open Locker Room

Thu. Sept. 8: 1:30 p.m. . . . Practice/Media Viewing (approx. 30 min.)
 3:30 p.m. . . . Coordinators Podium & Open Locker Room

Fri. Sept. 9: 11:30 a.m. . . . Practice/Media Viewing (approx. 30 min.)
 1:15 p.m. . . . Coach Harbaugh Podium & Open Locker Room

CALLING THE ACTION

Television: CBS / WJZ Ch. 13 (Baltimore)
 - Andrew Catalon (PBP) - James Lofton (analyst) - Michael Grady (sideline)
 - Steve McKee (producer) - Andy Goldberg (director)

National Radio: ESPN Radio
 - Steve Levy (play-by-play) - Mike Tannebaum (analyst)

Local Radio: WBAL (1090 AM) & 98Rock (97.9 FM)
 - Gerry Sandusky (play-by-play) - Rod Woodson (analyst)

COACH HARBS SAYS

ON THE CHALLENGE OF BRINGING YOUR BEST EACH WEEK:

"Every game in the National Football League is a massive challenge. All teams bring everything they've got, and they're all very talented teams. You have to be your best – and it's not just being your best in terms of being fired up, or being emotionally ready or being tough. You have to be at your best, execution-wise. You have to be on point; you have to be sharp in order to win the game. You have to play winning football. That's a challenge every single week. I think our guys understand the magnitude of the challenge every week."

INJURY UPDATE

Starter **OLB Tyus Bowser** (Achilles) and standout **RB Gus Edwards** (knee) are on the Reserve/PUP list. Rookie fourth-rounder **TE Charlie Kolar** (sports hernia) was placed on IR following the initial 53-man roster cutdown, while fellow rookie and second-rounder **OLB David Ojabo** (Reserve/NFI) continues to rehab an Achilles injury sustained during his March Pro Day. Rookie **DT Travis Jones** (knee) was injured during the 8/21 preseason game and will miss time early this season.

NOTE THE QUOTE

NFL.COM'S JIM TROTTER ON THE RAVENS:

"Baltimore is always must-see TV. Not only because it has one of the game's more electrifying players in quarterback Lamar Jackson, whose ability to do something magical means never taking a bathroom break when the Ravens are on offense, but also because the defense plays the game as it should be played – physically, aggressively, collectively."

RAVENS WEEK 1 SUCCESS

- X Under John Harbaugh (since 2008), the Ravens are 10-4 on Kickoff Weekend, winning five of their last six openers.
- X The Ravens' .714 winning percentage (10-4) in Week 1 contests under Coach Harbaugh is tied for the NFL's third-best mark.
- X Over the 14 combined Kickoff Weekend games with Coach Harbaugh at the helm, Baltimore owns the NFL's largest point (+191) and yardage (+1,528) differentials.



KICKOFF WEEKEND / SINCE 2008 / JOHN HARBAUGH ERA

BEST RECORDS			POINT DIFFERENTIAL			YARD DIFFERENTIAL		
Rk.	Team	Record	Rk.	Team	Pt. Diff.	Rk.	Team	Yd. Diff.
1.	Patriots	11-3	1.	Ravens	+191	1.	Ravens	+1,528
	Eagles	11-3	2.	Eagles	+155	2.	Eagles	+1,346
3.	Ravens	10-4	3.	Patriots	+86	3.	Cowboys	+797
	Broncos	10-4	4.	Broncos	+80	4.	Patriots	+700
	Packers	10-4	5.	Jets	+77	5.	Broncos	+629

Chad Steele - SVP of Communications ■ Patrick Gleason - VP of Public Relations ■ Marisol Renner - Director of Publications ■ Tom Valente - Director of Public Relations
 Vernon Dennis - Public Relations Coordinator ■ Dan Horowitz - Public Relations Coordinator ■ Emma Levine - Public Relations Intern

RAVENS 2022 INFORMATION

2022 SCHEDULE / RESULTS

Date	Opponent	Time/Network
Thurs. Aug. 11	TENNESSEE TITANS	W, 23-10
Sun. Aug. 21	at Arizona Cardinals	W, 24-17
Sat. Aug. 27	WASHINGTON COMMANDERS	W, 17-15
Sun. Sept. 11	at New York Jets	1 p.m.
Sun. Sept. 18	MIAMI DOLPHINS	1 p.m.
Sun. Sept. 25	at New England Patriots	1 p.m.
Sun. Oct. 2	BUFFALO BILLS	1 p.m.
Sun. Oct. 9*	CINCINNATI BENGALS	8:20 p.m. (NBC)
Sun. Oct. 16*	at New York Giants	1 p.m.
Sun. Oct. 23*	CLEVELAND BROWNS	1 p.m.
Thurs. Oct. 27	at Tampa Bay Buccaneers	8:15 p.m. (Prime)
Mon. Nov. 7	at New Orleans Saints	8:15 p.m. (ESPN)
Sun. Nov. 13	BYE	
Sun. Nov. 20*	CAROLINA PANTHERS	1 p.m.
Sun. Nov. 27*	at Jacksonville Jaguars	1 p.m.
Sun. Dec. 4*	DENVER BRONCOS	1 p.m.
Sun. Dec. 11*	at Pittsburgh Steelers	1 p.m.
Sat./Sun. Dec. 17/18	at Cleveland Browns	TBD
Sat. Dec. 24	ATLANTA FALCONS	1 p.m.
Sun. Jan. 1*	PITTSBURGH STEELERS	1 p.m.
Sat./Sun. Jan. 7/8	at Cincinnati Bengals	TBD

* Flexible Scheduling Games Home Games in CAPS All Times Eastern

RAVENS PRO BOWLERS

Entering the 2022 season, Baltimore has 11 players on its roster who have earned Pro Bowl honors.

CURRENT RAVENS TO EARN PRO BOWL HONORS

- | | |
|--------------------------|--------------------------|
| ✗ TE Mark Andrews (2)* | ✗ QB Lamar Jackson (2)* |
| ✗ DE Calais Campbell (6) | ✗ CB Marcus Peters (3) |
| ✗ RS Devin Duvernay (1)* | ✗ FB Patrick Ricard (3)* |
| ✗ CB Kyle Fuller (2) | ✗ T Ronnie Stanley (1) |
| ✗ CB Marlon Humphrey (2) | ✗ K Justin Tucker (5)* |
| ✗ OLB Justin Houston (4) | * 2021 Pro Bowler |

KEY 2022 ADDITIONS / LOSSES

Key Veteran Additions

2021 GP/GS

RB Mike Davis – FA (Atl.) (one-year contract) 17/8

• An eight-year veteran, Davis has played in 79 games (30 starts), totaling 550 carries for 2,034 yards and 14 TDs, while adding 169 receptions for 1,062 yards and 4 TDs

CB Kyle Fuller – FA (Den.) (one-year contract) 16/10

• A two-time Pro Bowler, the nine-year veteran has recorded 437 tackles, 19 INTs, 86 PD and 4 FFs

T Morgan Moses – UFA (NYJ) (three-year contract) 17/16

• A nine-year veteran, Moses has played in 121 games (113 starts) at both RT and LT...His 113 straight games played are tied for the third-longest active streak among NFL O-linemen

NT Michael Pierce – FA (Min.) (three-year contract) 8/8

• The six-year veteran had 20 tackles, 3 sacks and 1 FF in 2021... An original Baltimore rookie FA, he totaled 151 tackles, 3.5 sacks and 4 FRs in 60 games (30 starts) with the Ravens from 2016-19

S Marcus Williams – UFA (NO) (five-year contract) 16/16

• Williams spent the first five years (2017-21) of his career with New Orleans, starting every game (76) in which he appeared and totaling 311 tackles, 15 INTs, 38 PD, 1 sack, 3 FFs and 1 FR

Key Free Agents Retained

ILB Josh Byner – UFA (one-year contract) 14/12

DE Calais Campbell – UFA (two-year contract) 15/14

OLB Justin Houston – UFA (one-year contract) 15/15

FB Patrick Ricard – UFA (three-year contract) 13/11

Key Players Lost

CB Anthony Averett – UFA (LV) 14/14

C Bradley Bozeman – UFA (Car.) 16/16

WR Marquise Brown – trade (Ari.) 16/16

P Sam Koch – retired 17/0

T Alejandro Villanueva – retired 17/17

NT Brandon Williams – unsigned FA 13/13

CB Tavon Young – released (Chi.) 17/7

2022 DRAFT CLASS

Rd.	Pick	Name	Pos.	Ht.	Wt.	College
1a	14	Kyle Hamilton	S	6-4	220	Notre Dame
1b	25	Tyler Linderbaum	C	6-2	305	Iowa
2	45	David Ojabo	OLB	6-4	255	Michigan
3	76	Travis Jones	DT	6-4	327	Connecticut
4a	110	Daniel Faalele	T	6-8	380	Minnesota
4b	119	Jalyn Armour-Davis	CB	6-1	195	Alabama
4c	128	Charlie Kolar	TE	6-6	250	Iowa State
4d	130	Jordan Stout	P	6-3	210	Penn State
4e	139	Isaiah Likely	TE	6-4	235	Coastal Carolina
4f	141	Damarion Williams	CB	5-10	185	Houston
6	196	Tyler Badie	RB	5-8	197	Missouri



MOST TOTAL VICTORIES

SINCE 2008 / JOHN HARBAUGH'S TENURE

Rk.	Team	Wins
1.	New England Patriots	179
2.	Green Bay Packers	156
3.	Pittsburgh Steelers	152
4.	New Orleans Saints	150
5.	Baltimore Ravens	148

* John Harbaugh enters his 15th season at the helm in Baltimore as the NFL's third-longest-tenured head coach (Bill Belichick – 23 & Mike Tomlin – 16).

✗ The Ravens are 1 of only 6 teams to earn at least 9 playoff berths in the last 14 years, all led by John Harbaugh.

RAVENS / JETS INFORMATION

2021 NFL RANKINGS

OFFENSE

Category	--Ravens--		--Jets--	
	Stats	Rank	Stats	Rank
Total Offense	378.8	6	306.4	26
Rush Offense	145.8	3	98.1	27
Pass Offense	233.0	13	208.3	20
Points Per Game	22.8	17	18.2	28
3rd-Down Off. %	36.4	25	36.3	27
4th-Down Off. %	66.7	1t	48.3	23
Red Zone Off. (TD%)	60.7	13	54.9	21

DEFENSE

Category	--Ravens--		--Jets--	
	Stats	Rank	Stats	Rank
Total Defense	363.4	25	397.6	32
Rush Defense	84.5	1	138.3	29
Pass Defense	278.9	32	259.4	30
Points Per Game	23.1	19	29.6	32
3rd-Down Def. %	34.8	3	44.4	27
4th-Down Def. %	61.1	23t	61.9	27
Red Zone Def. (TD%)	54.0	12	60.8	20

TEAM

Category	--Ravens--		--Jets--	
	Stats	Rank	Stats	Rank
Turnover Ratio	-11	28	-13	29t
Penalties	102	13t	103	15t
Penalty Yards	852	15	860	18

RAVENS-JETS SERIES HISTORY

- ✗ All-Time Regular Season: Ravens lead, 9-2
- ✗ Regular Season Series, Under John Harbaugh: Ravens are 4-1
- ✗ Baltimore at NYJ Series: Ravens are 3-2

RAVENS-JETS SERIES HISTORY

Date	Winner	Score/Site	Attend.
11/02/97	Jets	19-16 @ NYJ OT	59,524
09/13/98	Ravens	24-10 @ NYJ	70,063
12/24/00	Ravens	34-20 Bal.	69,184
11/14/04	Ravens	20-17 @ NYJ OT	77,826
10/02/05	Ravens	13-3 Bal.	70,479
09/16/07	Ravens	20-13 Bal.	71,246
09/13/10	Ravens	10-9 @ NYJ	78,127
10/02/11	Ravens	34-17 Bal.	71,247
11/24/13	Ravens	19-3 Bal.	71,148
10/23/16	Jets	24-16 @ NYJ	78,160
12/12/19	Ravens	42-21 Bal.	70,545

AFC East Note: Head coach John Harbaugh's .654 winning percentage (17-9) against AFC East opponents is his highest mark vs. a single intraconference division.

2021 RAVENS / JETS LEADERS

PASSING YARDS [TDs/INTs]

Lamar Jackson	2,882 (16/13)	Zach Wilson	2,334 (9/11)
Tyler Huntley	1,081 (3/4)	Mike White	953 (5/8)

RUSHING YARDS [AVG.]

Lamar Jackson	767 (5.8)	Michael Carter	639 (4.3)
Devonta Freeman	576 (4.3)	Tevin Coleman	356 (4.2)
Latavius Murray	501 (4.2)	Ty Johnson	238 (3.9)

RECEIVING YARDS [CATCHES]

Mark Andrews	1,361 (107)	Elijah Moore	538 (43)
Marquise Brown	1,008 (91)	Corey Davis	492 (34)
Rashod Bateman	515 (46)	Keelan Cole	449 (28)

POINTS

Justin Tucker	137	Matt Ammendola	53
Mark Andrews	58	Elijah Moore	36

INTERCEPTIONS [YARDS]

Anthony Averett	3 (21)	Ashtyn Davis	2 (18)
Chuck Clark	2 (17)	Brandin Echols	2 (50)

SACKS [YARDS]

Tyus Bowser	7 (-56)	John Franklin-Myers	6 (-44)
Odafe Oweh	5 (-25)	Quinnen Williams	6 (-50)

TACKLES

Patrick Queen	98	C.J. Mosley	168
Chuck Clark	77	Quincy Williams	107

GROSS PUNTING [NET]

Sam Koch	44.4 (40.0)	Thomas Morstead	48.2 (43.0)
----------	-------------	-----------------	-------------

FIELD GOALS [PCT.]

Justin Tucker	35/37 (94.6)	Matt Ammendola	13/19 (68.4)
---------------	--------------	----------------	--------------

PUNT RETURN YARDS [AVG.]

Devin Duvernay	360 (13.9)	Braxton Berrios	201 (13.4)
----------------	------------	-----------------	------------

KICKOFF RETURN YARDS [AVG.]

Devin Duvernay	676 (24.1)	Braxton Berrios	852 (30.4)
----------------	------------	-----------------	------------

2021 TALE OF THE TAPE

Category	Ravens	Jets
Record	8-9	4-13
Best Streak	Won 5	Won 1
Points Scored	387	310
TDs Scored	41	36
Rushing TDs Scored	18	14
Passing TDs Scored	21	20
TDs on Returns	2	2
Points Against	392	504
TDs Allowed	48	57
Rushing TDs Allowed	13	28
Passing TDs Allowed	31	28
TDs on Returns Allowed	4	1
KOR Avg. For	23.0	27.4
KOR Avg. Against	18.6	17.8
PR Avg. For	13.8	12.1
PR Avg. Against	7.4	10.6
Sacks	34	33
Sacks Allowed	57	53
Interceptions	9	7
Interceptions Thrown	18	20
Fumbles Lost/Recovered	8/6	7/7

RAVENS COACHES, MILESTONES & MORE

RAVENS COACHES

Name (EXP. NFL/Ravens, Playing/Coaching)	Title
John Harbaugh (25/15)	Head Coach
Chris Horton (12/9, 3/9)	Special Teams Coordinator
Mike Macdonald (8/8)	Defensive Coordinator
Greg Roman (25/8)	Offensive Coordinator
Randy Brown (19/15)	Special Teams Coach
Joe D'Alessandris (14/6)	Offensive Line Coach
Mike Devlin (27/1, 7/20)	Assistant Offensive Line Coach
Kerry Dixon (1/1)	Assistant Quarterbacks Coach
George Godsey (12/1)	Tight Ends Coach
Chris Hewitt (14/11, 3/11)	Pass Game Coordinator / Secondary
Rob Leonard (10/1)	Outside Linebackers Coach
D'Anton Lynn (9/2)	Safeties Coach
Tee Martin (5/2, 3/2)	Wide Receivers Coach
Zach Orr (9/8, 3/6)	Inside Linebackers Coach
Ryan Osborn (1/1)	Defensive Assistant
Jay Peterson (2/2)	Defensive Assistant
Matt Robinson (2/2)	Defensive Assistant
Steve Saunders (7/7)	Head Strength & Conditioning Coach
Daniel Stern (7/7)	Offensive Assistant
Travis Switzer (6/6)	Offensive Assistant
James Urban (19/5)	Quarterbacks Coach
Craig Ver Steeg (16/15)	Running Backs Coach
Anthony Weaver (18/6, 7/11)	Assistant Head Coach / Defensive Line
T.J. Weist (5/5)	Special Teams Coach
Keith Williams (2/2)	Pass Game Specialist

RAVENS PRONUNCIATION GUIDE

PLAYERS

Tyler Badie (BAY-dee); **Vince Biegel** (BEE-gull); **Calais Campbell** (cuh-LAY-us); **Devin Duvernay** (DOO-ver-nay); **Daniel Faalele** (FAH-ah-LAY-lay); **Charlie Kolar** (KOH-ler); **Justin Madubuike** (mad-uh-BEE-kay); **Patrick Mekari** (muh-CARE-ee); **David Ojabo** (oh-JOBB-oh); **Odafe Oweh** (uh-DAH-fay, OH-way); **James Proche II** (pro-SHAY); **Kevon Seymour** (KEE-von); **Tylan Wallace** (TIE-luhn); **Ar'Darius Washington** (ar-DARE-ee-us)

COACHES

Joe D'Alessandris (dell-ah-SAN-dress); **D'Anton Lynn** (DANT-in); **Craig Ver Steeg** (ver-STEGG); **T.J. Weist** (WEEST)

MILESTONES ON THE HORIZON

John Harbaugh

- Harbaugh (148 total victories) is two wins shy of reaching 150 total victories (including playoffs) in his career.

TE Mark Andrews

- Andrews (29) needs 1 receiving TD to pass WR Derrick Mason (29) for third most in team history. With 2 receiving TDs, he will pass WR Torrey Smith (30) for second most.

- Andrews is 1 receiving TD shy of 30 for his career. With 30, he would join Mike Ditka (32), Antonio Gates (43), Tony Gonzalez (30), Jimmy Graham (51), Rob Gronkowski (54) and Kellen Winslow (35) as one of seven TEs in NFL history to reach that mark in the first five seasons of a career.

- Andrews needs 126 receiving yards to reach 3,592 for his career and surpass WR Torrey Smith (3,591) for third place on the Ravens' all-time career chart.

WR Rashod Bateman

- Bateman (46) needs 4 receptions in Week 1 to become the fastest player in Ravens history to reach 50 career receptions (13 games).

QB Lamar Jackson

- Jackson needs one more outing with 100 rushing yards to set the NFL regular season record for most 100-yard rushing performances by a QB (currently tied w/ Mike Vick – 10).

- Jackson (9,967) is 33 passing yards shy of 10,000 for his career. If he hits the mark, he'll become the fastest QB in NFL history to record 10,000 passing yards and 3,500 rushing yards.

RAVENS RADIO BROADCASTS

- The Ravens' 2022 radio team features Gerry Sandusky and former Ravens DB and Hall of Famer Rod Woodson. Sandusky, WBAL-TV 11's sports director, delivers the play-by-play for the broadcast team, while Woodson serves as the color analyst.

- Games can be heard on 98 Rock WIYY (97.9 FM), WBAL 1090 AM, WBAL 101.5 FM, ESPN 630 AM, BaltimoreRavens.com, the Ravens mobile app and on our regional affiliates. This network broadcasts each Ravens game across five states – including Maryland, Pennsylvania, Delaware, West Virginia and Kentucky – and Washington D.C.

- With a crew consisting of David Andrade (play-by-play), Allen Gutierrez (analyst) and Victor Flores (producer), the Spanish radio broadcast of all Ravens games can be heard on Radio La Mera Mera 1050 AM and WTTZ 93.5 FM. The broadcast will also stream digitally on the Ravens Mobile App, and the Ravens' and Tico Sports' respective websites.



BALTIMORE'S 2022 OPPONENTS

REG. SEASON SERIES	2021 RECORD	SERIES HISTORY AND NOTES
 <p>Ravens Record: 9-2 Home: 6-0 Away: 3-2 Last: W, 42-21 – 12/12/19 vs. NYJ</p>	<p>Overall: 4-13 Home: 3-6 Away: 1-7 Postseason: N/A</p>	<p>In the last Ravens-Jets meeting (12/12/19), Baltimore clinched a second-consecutive AFC North title with a 42-21 victory, marking its 10th-straight win of the 2019 season. In the contest, QB Lamar Jackson, threw 5 TD passes and rushed for 86 yards on 8 carries, breaking the single-season QB rushing record.</p>
 <p>Ravens Record: 8-7 Home: 4-1 Away: 4-6 Last: L, 22-10 – 11/11/21 at Mia.</p>	<p>Overall: 9-8 Home: 6-3 Away: 3-5 Postseason: N/A</p>	<p>Since losing their first matchup with the visiting Dolphins in 1997, the Ravens have been victorious in four consecutive home games. In their last clash at M&T Bank Stadium (10/26/17), the Ravens notched their 12th shutout (40-0) in franchise history and the second of three shutouts during the 2017 campaign.</p>
 <p>Ravens Record: 2-9 Home: 2-3 Away: 0-6 Last: L, 23-17 – 11/15/20 at NE</p>	<p>Overall: 10-7 Home: 4-5 Away: 6-2 Postseason: AFC Wild Card</p>	<p>Though his teams play New England close, the Patriots are Harbaugh's only AFC opponent that he's yet to beat on the road during the regular season. Under Harbaugh, Baltimore's four one-score outcomes in road contests against New England are the franchise's most against a single non-AFC North opponent.</p>
 <p>Ravens Record: 6-3 Home: 5-1 Away: 1-2 Last: W, 24-17 – 12/8/19 at Buf.</p>	<p>Overall: 11-6 Home: 6-3 Away: 5-3 Postseason: AFC Divisional</p>	<p>Baltimore is 5-1 (.833) all time in Ravens-Bills clashes at "The Bank." Both QB Lamar Jackson and QB Josh Allen made their NFL debuts the last time Buffalo traveled to Baltimore (9/9/18). In the contest, Jackson appeared in multiple two-QB sets, completing a 24-yard pass and rushing for 39 yards on 7 carries.</p>
 <p>Ravens Record: 27-25 Home: 17-9 Away: 10-16 Last: L, 41-21 – 12/26/21 at Cin.</p>	<p>Overall: 10-7 Home: 5-4 Away: 5-3 Postseason: Super Bowl</p>	<p>QB Lamar Jackson made his first-career start in a 24-21 home victory against Cincinnati (11/18/18), completing 13-of-19 passes for 150 yards and 1 INT, while adding 119 rushing yards on 26 carries, in the contest. Jackson's 119 rushing yards stand as the most by a QB in his first-career start in NFL history.</p>
 <p>Ravens Record: 4-2 Home: 3-0 Away: 1-2 Last: W, 27-13 – 12/27/20 vs. NYG</p>	<p>Overall: 4-13 Home: 3-5 Away: 1-8 Postseason: N/A</p>	<p>The Ravens and Giants squared off in Super Bowl XXXV on January 28, 2001. Baltimore dominated the Giants, 34-7, in the contest, securing the franchise's first-ever Super Bowl title. Ray Lewis earned Super Bowl XXXV MVP honors, and the Ravens tied a then-Super Bowl record with 4 INTs.</p>
 <p>Ravens Record: 34-12 Home: 18-5 Away: 16-7 Last: L, 24-22 – 12/12/21 at Cle.</p>	<p>Overall: 8-9 Home: 6-3 Away: 2-6 Postseason: N/A</p>	<p>The Ravens own a 34-12 all-time series lead over the Browns and a 23-5 record against Cleveland during the Harbaugh Era (since 2008). Baltimore's 23 total victories and 12 home wins against Cleveland since 2008 are each the franchise's most against a single opponent during the John Harbaugh Era.</p>
 <p>Ravens Record: 4-2 Home: 2-1 Away: 2-1 Last: W, 20-12 – 12/16/18 vs. TB</p>	<p>Overall: 13-4 Home: 7-1 Away: 6-3 Postseason: NFC Divisional</p>	<p>The Tampa Bay Buccaneers are one of two teams (Detroit) that head coach John Harbaugh has never lost to, posting a 3-0 record. In their last matchup in Tampa (10/12/14), QB Joe Flacco became the fastest QB (16 minutes and 3 seconds) in NFL history to toss a quintet of touchdowns at the start of a game.</p>
 <p>Ravens Record: 5-2 Home: 3-2 Away: 2-0 Last: L, 24-23 – 10/21/18 vs. NO</p>	<p>Overall: 9-8 Home: 3-5 Away: 6-3 Postseason: N/A</p>	<p>The Ravens defeated the San Francisco 49ers in Super Bowl XLVII in New Orleans, capturing the franchise's second championship. In their last meeting against the Saints in New Orleans (11/24/14), a 34-27 victory, RB Justin Forsett posted 22 carries for a career-high 182 yards (8.3 ypc) and 2 TDs.</p>
 <p>Ravens Record: 2-4 Home: 1-1 Away: 1-3 Last: L, 36-21 – 10/28/18 at Car.</p>	<p>Overall: 5-12 Home: 2-6 Away: 3-6 Postseason: N/A</p>	<p>The last time the Ravens hosted the Panthers (9/28/14), a 38-10 victory for Baltimore, Ravens WR Steve Smith Sr. gashed his former team for 139 yards on 7 receptions, becoming the oldest player (35) in NFL history to produce 400 yards in the first four games of a season – a feat that still stands today.</p>
 <p>Ravens Record: 10-12 Home: 7-5 Away: 3-7 Last: W, 40-14 – 12/20/20 vs. Jax.</p>	<p>Overall: 3-14 Home: 3-6 Away: 0-8 Postseason: N/A</p>	<p>This is the 23rd Ravens-Jaguars regular season matchup, marking the most games Baltimore has faced against a non-AFC North opponent in its history. The Ravens are 10-12 all time against Jacksonville, losing the first eight matchups, before winning the next six and exchanging victories one-for-one over the last eight.</p>
 <p>Ravens Record: 7-6 Home: 5-1 Away: 2-5 Last: W, 23-7 – 10/3/21 at Den.</p>	<p>Overall: 7-10 Home: 4-5 Away: 3-5 Postseason: N/A</p>	<p>Baltimore is 5-1 (.833) in home games against Denver, with a 3-1 (.750) record with John Harbaugh at the helm (since 2008). The last time Baltimore played host to Denver (9/23/18), the Ravens scored 20 unanswered points, beating the previously unbeaten Broncos, 27-14.</p>
 <p>Ravens Record: 23-29 Home: 13-13 Away: 10-16 Last: L, 16-13 (OT) – 1/9/22</p>	<p>Overall: 9-7-1 Home: 6-2-1 Away: 3-5 Postseason: AFC Wild Card</p>	<p>In 2022, John Harbaugh's Ravens and Mike Tomlin's Steelers will meet for the 32nd & 33rd time (including playoffs), eclipsing Curly Lambeau and Steve Owen (31) for the second-most head-to-head battles by a pair of opposing head coaches in league history (Lambeau vs. George Halas – 49).</p>
 <p>Ravens Record: 4-2 Home: 2-0 Away: 2-2 Last: W, 26-16 – 12/2/18 at Atl.</p>	<p>Overall: 7-10 Home: 2-6 Away: 5-4 Postseason: N/A</p>	<p>This is the third game in franchise history in which Baltimore will host the Atlanta Falcons. In its last such matchup (10/19/14), Baltimore produced 5 sacks, including 2 sacks each by DLBs Elvis Dumervil and Pernell McPhee, jumping out to a 17-0 halftime lead and ultimately defeating the Falcons, 29-7.</p>

2021 SEASON HIGHLIGHTS

ANDREWS' MONSTER YEAR



TE Mark Andrews produced new single-season franchise records for receptions (107) and receiving yards (1,361). His 1,361 receiving yards also rank third most by a TE in league history and were sixth overall in the NFL during 2021.

MOST RECEIVING YARDS BY A TIGHT END SINGLE-SEASON NFL HISTORY

Rk.	Tight End (Year)	Rec.	Yards	Avg.	TDs
1.	Travis Kelce (2020)	105	1,416	13.5	11
2.	George Kittle (2018)	88	1,377	15.6	5
3.	Mark Andrews (2021)	107	1,361	12.7	9
4.	Travis Kelce (2018)	103	1,336	13.0	10
5.	Rob Gronkowski (2011)	90	1,327	14.7	17

MOST RECEIVING YARDS OVERALL / 2021 SEASON

Rk.	Player	Rec.	Yards	Avg.	TDs
1.	Cooper Kupp (LAR)	145	1,947	13.4	16
2.	Justin Jefferson (Min.)	108	1,616	15.0	10
3.	Davante Adams (GB)	123	1,553	12.6	11
4.	Ja'Marr Chase (Cin.)	81	1,455	18.0	13
5.	Deebo Samuel (SF)	77	1,405	18.2	6
6.	Mark Andrews (Bal.)	107	1,361	12.7	9
7.	Tyreek Hill (KC)	111	1,239	11.2	9
8.	Stefon Diggs (Buf.)	103	1,225	11.9	10

ANDREWS NOTE: Mark Andrews registered the most 100-yard receiving outings (five) in Ravens single-season history, besting the previous records of four games set by Steve Smith Sr. (2014), Mark Clayton (2006) and Michael Jackson (1996).

AUTOMA'TUCK

K Justin Tucker led the league in FG% and connected on an NFL-record 66-yard game-winner at Detroit. He was a perfect 6-for-6 on FGAs of 50+ yards.

BEST FIELD GOAL PCT. / 2021 SEASON

Rk.	Kicker	FGM-FGA	PCT.
1.	Justin Tucker (Bal.)	35-37	94.6
2.	Matt Gay (LAR)	32-34	94.1
3.	Younghoe Koo (Atl.)	27-29	93.1
4.	Daniel Carlson (LV)	40-43	93.0
5.	Nick Folk (NE)	36-39	92.3

LONGEST FG MADE / NFL HISTORY

Rk.	Kicker	FGM Long
1.	Justin Tucker (2021)	66
2.	Matt Prater (2013)	64
3.	10 Players	63



2021 NUMBERS TO NOTE

4 – Number of players to start every game for the injury-plagued Ravens in 2021: **OLB Tyus Bowser**, **LB Patrick Queen**, **T Alejandro Villanueva** and **G Kevin Zeitler**.

7 – Sacks for **OLB Tyus Bowser**, marking a career high and 2021 team best. Bowser also produced 15 QB hits, tying **OLB Odafe Oweh** for second most on the team (**OLB Justin Houston**, 17).

7 – Seasons (including 2021) in which **K Justin Tucker** has made at least 30 FGs, marking the most by any kicker in NFL history. With 130 points scored in 2021, Tucker became the first kicker in NFL history to score 130-plus points in six straight seasons.

47 – QB pressures by **OLB Odafe Oweh**, ranking as the NFL's second most (Micah Parsons, 59) among all 2021 rookie defenders. Oweh also joined OLB Terrell Suggs (2003) as the only Ravens to produce at least 5 sacks, multiple forced FFs and multiple FRs during their rookie campaign.

98 – A team-high tackles for **LB Patrick Queen**, who was one of four NFL defenders (Roquan Smith, Demario Davis & Kamu Grugier-Hill) with at least 95 tackles, 10 TFL and 2 sacks in 2021.


TOP RETURN MAN



RS Devin Duvernay finished No. 1 in the NFL in PR average (13.8) and No. 7 in KOR average (24.1). He was also No. 1 in 20+ yard PRs (6), helping Baltimore's special teams rank No. 1 in *Football Outsiders'* DVOA ratings.

TOP 6 OFFENSE

Despite injuries to many key players and having three different quarterbacks start at least one game, Baltimore produced the NFL's sixth-best offense, registering 378.8 yards per game. The Ravens also posted the league's third-best rushing attack (145.8 ypg), led by **QB Lamar Jackson's** 767 yards.



NET YARDS PER GAME / 2021 SEASON

Rk.	Team	Net YPG
1.	Dallas Cowboys	407.0
2.	Tampa Bay Buccaneers	405.9
3.	Kansas City Chiefs	396.8
4.	Los Angeles Chargers	390.2
5.	Buffalo Bills	381.9
6.	Baltimore Ravens	378.8
7.	San Francisco 49ers	375.7
8.	Arizona Cardinals	373.6

RUSHING YARDS PER GAME / 2021 SEASON

Rk.	Team	Rush YPG
1.	Philadelphia Eagles	159.7
2.	Indianapolis Colts	149.4
3.	Baltimore Ravens	145.8
4.	Cleveland Browns	145.4
5.	Tennessee Titans	141.4

JACKSON NOTE: Jackson recorded at least 200 passing yards and 50 rushing yards in seven games, tying Randall Cunningham (1990) and his own 2019 campaign for the most such performances in NFL single-season history.

2021 & 2022 INFORMATION

2022 COACHING CHANGES

Defensive Coordinator: Mike Macdonald

The Ravens named Mike Macdonald defensive coordinator on Jan. 27. He succeeds Don Martindale, who spent four seasons (2018-21) leading the defensive unit.

Macdonald, 34, re-joins the Ravens after spending last season as Michigan's defensive coordinator. Prior to his time with the Wolverines, Macdonald spent seven seasons (2014-20) in Baltimore, serving most recently as the linebackers coach from 2018-20. During his time with the Ravens, he also coached the defensive backs (2017), was a defensive assistant (2015-16) and worked his first year (2014) as a defensive coaching intern.

In his lone season coordinating Michigan's defense, Macdonald helped guide the Wolverines to their first Big Ten title since 2004 and an appearance in the College Football Playoff semifinals. Macdonald's unit produced the nation's eighth-ranked scoring defense (17.4 ppg), while finishing 20th in yards per game allowed (330.9) and 11th in red zone touchdown efficiency (45.7%).

Assistant Offensive Line Coach: Mike Devlin

Devlin enters his 20th season as an NFL coach. He most recently served as the Houston Texans' offensive line coach from 2015-20, following nine seasons (2006-14) as an assistant with the New York Jets. Devlin joined the NFL coaching ranks as an offensive quality control coach with the Arizona Cardinals (2000), following a seven-year playing career with the Buffalo Bills (1993-95) and Cardinals (1996-99).

Tight Ends Coach: George Godsey

Godsey enters his 12th season as an NFL coach after spending the past three years (2019-21) coaching the Miami Dolphins' tight ends. In 2021, he served as co-offensive coordinator/tight ends coach.

Godsey has also spent time with the New England Patriots, Houston Texans and Detroit Lions, and from 2015-16, served as Houston's offensive coordinator. He replaces Bobby Engram, who was named Wisconsin's offensive coordinator in February.

Outside Linebackers Coach: Rob Leonard

Leonard is a nine-year NFL coaching veteran, spending the previous three seasons with the Dolphins, including 2021 as their OLBs coach. Prior to that, he spent six seasons with the NY Giants, serving as their OLBs coach in 2018. He replaces Drew Wilkins, who worked in Baltimore for 12 years.


Inside Linebackers Coach: Zachary Orr

Orr re-joins the Ravens after spending 2021 as the Jacksonville Jaguars' OLBs coach. Prior to that, he spent four seasons (2017-20) coaching with Baltimore, most recently serving as a coaching analyst in 2020.


Orr began coaching after retiring from his playing career in 2016 due to a congenital neck/spine condition. Signing with Baltimore in 2014 as a rookie free agent, he played in 46 games, earning second-team All-Pro honors at ILB in 2016. Orr replaces Rob Ryan, who was the Ravens' ILBs coach in 2021.

2021 HONOR ROLL

TE MARK ANDREWS

- First-Team All-Pro (AP)
- All-NFL (PFWA)
- All-AFC (PFWA)
- Pro Bowl (starter) 

RS DEVIN DUVERNAY

- First-Team All-Pro (AP)
- All-NFL (PFWA)
- All-AFC (PFWA)
- Pro Bowl (starter) 

QB LAMAR JACKSON

- Pro Bowl 
- AFC Offensive Player of the Week (Week 5 vs. Ind.)

OLB ODAFE OWEH

- All-NFL Rookie Team (PFWA)
- AFC Defensive Player of the Week (Week 2 vs. KC)

FB PATRICK RICARD

- Pro Bowl (starter) 

K JUSTIN TUCKER

- First-Team All-Pro (AP)
- All-NFL (PFWA)
- All-AFC (PFWA)
- Pro Bowl (starter) 
- Bridgestone NFL Moment of the Year (66-yard FG at Det.)
- AFC Special Teams Player of the Week (Week 3 at Det.)

2021 INJURY RECAP

- At the end of the 2021 season, the Ravens had 19 players on Injured Reserve, including **RB J.K. Dobbins** (knee), **RB Gus Edwards** (knee), **S DeShon Elliott** (pec/biceps), **CB Marlon Humphrey** (pec), **CB Marcus Peters** (knee), **FB Patrick Ricard** (knee), **T Ronnie Stanley** (ankle) and **DE Derek Wolfe** (back/hip).
- Projected starters to begin the season missed a combined 114 games in 2021. These players (and games missed due to injury or illness) include the following:

GAMES MISSED BY STARTERS [114] / 2021 SEASON

Offense (52 Games)

- RB J.K. Dobbins (17)
- LT Ronnie Stanley (16)
- QB Lamar Jackson (5)
- LG Ben Powers (4)
- FB Patrick Ricard (4)
- WR Sammy Watkins (4)
- WR Marquise Brown (1)
- C Bradley Bozeman (1)

Defense (62 Games)

- CB Marcus Peters (17)
- DE Derek Wolfe (17)
- FS Deshon Elliott (11)
- CB Marlon Humphrey (5)
- NT Brandon Williams (4)
- WLB Malik Harrison (3)
- DT Calais Campbell (2)
- RUSH Justin Houston (2)
- SS Chuck Clark (1)

RAVENS WINNING WAYS

TOP FRANCHISES / SINCE 2000

TOTAL WINS

1. New England Patriots..... 284
2. Pittsburgh Steelers 241
3. Green Bay Packers 237
4. Indianapolis Colts 230
5. Baltimore Ravens 225
6. Philadelphia Eagles 217

SUPER BOWL BERTHS

1. New England Patriots..... 9
2. New York Giants 3
- Pittsburgh Steelers 3
- Sea. Seahawks, STL/LAR Rams.. 3
5. Baltimore Ravens, Car., Den. . . 2
- Ind., KC, Phi., SF, TB 2

SUPER BOWL TITLES

1. New England Patriots..... 6
2. Baltimore Ravens 2
- New York Giants 2
- Pittsburgh Steelers 2
- Tampa Bay Buccaneers 2
6. Eight Teams 1

CONF. TITLE GAMES

1. New England Patriots..... 13
2. Green Bay Packers 6
- Philadelphia Eagles 6
- Pittsburgh Steelers 6
5. San Francisco 49ers 5
6. Baltimore Ravens, Ind., KC, . . . 4

WINNING SEASONS

1. New England Patriots..... 20
2. Green Bay Packers 17
- Pittsburgh Steelers 17
4. Indianapolis Colts 16
5. Baltimore, Phi., Sea. 15

PLAYOFF BERTHS

1. New England Patriots..... 18
2. Green Bay Packers 16
3. Indianapolis Colts 15
4. Phi., Pit, Sea. 14
7. Baltimore 13

PLAYOFF GAMES

1. New England Patriots..... 42
2. Green Bay Packers 29
3. Baltimore Ravens 27
- Ind., Phi., Pit., Sea. 27
8. Kansas City, New Orleans... 19

PLAYOFF WINS

1. New England Patriots..... 30
2. Baltimore Ravens 16
3. Pittsburgh Steelers 15
4. Green Bay Packers 14
- Philadelphia, Seattle 14

TWO-TIME SUPER BOWL CHAMPIONS



In a magnificent effort showcasing thrilling performances by their defense, offense and special teams units, the Baltimore Ravens won Super Bowl XXXV with a 34-7 victory over the New York Giants. Allowing the Giants a meager 152 total net yards, New York's attack crossed midfield just twice, while Baltimore's "D" posted 4 INTs. LB Ray Lewis was named the game's MVP, capping an accolade-filled season in which he was also tabbed the NFL's Defensive Player of the Year.

Baltimore defeated San Francisco, 34-31, in Super Bowl XLVII, capturing the franchise's second World Championship. After an amazing first-half performance, the Ravens took a commanding 28-6 lead. But following a bizarre, 34-minute power outage that halted play, the 49ers stormed back into contention. Clinging to a 34-29 edge late in the game, the Ravens stood firm on a pivotal goal-line stand, jamming SF on four-straight plays inside the 7-yard line. QB Joe Flacco was named the game's MVP.

PLAYOFF PERFORMERS

FRANCHISE PLAYOFF WINNING PERCENTAGES [SINCE 1970 MERGER]

Rk.	Team	Record	Pct.
1.	New England Patriots*****	36-21	.632
2.	New York Giants****	20-12	.625
3.	San Francisco 49ers*****	34-21	.618
4.	Baltimore Ravens**	16-11	.593
5.	Pittsburgh Steelers*****	36-26	.581

* Number of Super Bowl Titles

JOHN HARBAUGH ERA [SINCE 2008]

PLAYOFF BERTHS

1. New England Patriots..... 12
2. Green Bay Packers 11
3. Baltimore Ravens 9
- Kansas City Chiefs 9
- Pittsburgh Steelers 9
- Seattle Seahawks 9
7. Indianapolis Colts 8
- New Orleans Saints 8
- Philadelphia Eagles 8

TOTAL WINS

1. New England Patriots..... 179
2. Green Bay Packers 156
3. Pittsburgh Steelers 152
4. New Orleans Saints 150
5. Baltimore Ravens 148
6. Seattle Seahawks 138
7. Kansas City Chiefs 137
8. Indianapolis Colts 134
9. Dallas Cowboys 127

PLAYOFF WINS

1. New England Patriots..... 16
2. Baltimore Ravens 11
- Green Bay Packers 11
4. Seattle Seahawks 10
5. Kansas City, San Francisco... 9

PLAYOFF GAMES

1. New England Patriots..... 25
2. Green Bay Packers 21
3. Baltimore Ravens 19
4. Seattle Seahawks 18
5. Kansas City Chiefs 17

AFC TITLE GAMES

1. New England Patriots..... 8
2. Kansas City Chiefs 4
3. Baltimore Ravens 3
- Pittsburgh Steelers 3
5. Denver, Indianapolis 2
- NY Jets 2

PLAYOFF ROAD WINS

1. Baltimore Ravens 8
2. Green Bay Packers 5
- San Francisco 49ers 5
4. New York Jets 4
5. LA Rams, Philadelphia 3
- Seattle, Tampa Bay, Tennessee . . 3

REG. SEASON WINS

1. New England Patriots..... 163
2. Green Bay Packers 145
3. Pittsburgh Steelers 144
4. New Orleans Saints 142
5. Baltimore Ravens 137
6. Indianapolis Colts 128
- Kansas City, Seattle 128

REG. SEASON HOME WINS

1. New England Patriots..... 91
2. Green Bay Packers 86
3. Baltimore Ravens 82
4. Pittsburgh Steelers 81
5. New Orleans Saints 76
6. Minnesota Vikings 73
- Seattle Seahawks 73

SUPER BOWL SUCCESS

The Ravens are one of five franchises (New England, NY Giants, Pittsburgh & Tampa Bay) to win multiple Super Bowls since 2000.

HEAD COACH JOHN HARBAUGH



RECORDS (2008-22)

- Overall Career Record 148-96
- Regular Season Record 137-88
- at Home 82-31
- on Road 55-57
- vs. AFC 101-67
- vs. AFC North 50-34
- vs. NFC 36-21
- Playoff Record 11-8
- Home Playoff Games 2-2
- Road Playoff Games 8-6
- Super Bowl Record 1-0
- Preseason 43-12



ALL-TIME RAVENS COACHING RECORDS

John Harbaugh is the third head coach in Baltimore Ravens history. He is the franchise's all-time winningest coach (148 total victories), 11 of which have come in the playoffs.

Coach	Seasons	Reg. Season	Playoffs	Total
John Harbaugh	2008-22	137-88	11-8	148-96
Brian Billick	1997-2007	80-64	5-3	85-67
Ted Marchibroda	1996-98	16-31-1	n/a	16-31-1

HARBAUGH FAST FACTS

John Harbaugh has led the Ravens to a playoff berth in nine (2008-12, 2014 & 2018-20) of his 14 seasons, and in 2012, captured the franchise's second Super Bowl title. In 2019, Coach Harbaugh became the first Ravens coach ever to win Associated Press NFL Coach of the Year Award.

Here are several more Harbaugh quick hits:

✗ Harbaugh owns the most road playoff wins (eight) by a HC in NFL history. Tom Landry (Dal.) and Tom Coughlin (Jax./NYG) are second with seven each.

✗ Under Harbaugh, Baltimore is one of six teams (NE, GB, KC, Pit. & Sea.) to earn a playoff berth in at least nine of the past 14 seasons. Baltimore is also one of 10 teams (KC, Buf., GB, LAR, NE, NO, Phi. Sea. & Ten.) to make the playoffs in at least three of the past four seasons (2018-21).

✗ In 2019, the Ravens posted a franchise-best 14-2 record. Baltimore won a team-record 12-straight games to close out the regular season, earning its first-ever No. 1 playoff seed.

✗ Coach Harbaugh has led the Ravens to four AFC North Division titles (2011-12, 2018-19).

✗ The Ravens' 11 playoff wins since 2008 tie (GB) for the second most in the NFL (New England - 16).

✗ Under "Harbs," the Ravens have secured an appearance in three AFC Championship games (2008, 2011 & 2012).

✗ "Harbs" is the only head coach in NFL history to win a playoff game in each of his first four and five seasons.

✗ John and his brother, Jim (formerly of the 49ers), are the only head coaches to advance to three conference title games in the first five years as NFL bosses.

✗ Harbaugh is the only coach in NFL history to win a playoff game in six of the first seven seasons of a coaching career.

✗ In 2012, Harbaugh became the third coach (with Bill Cowher & Chuck Knox) since the 1970 merger to guide his team to the playoffs in each of his first five seasons.

✗ With the Ravens' 2014 playoff berth, Harbaugh became one of eight coaches in NFL history to make the postseason in six of their first seven seasons coaching.

RAVENS UNDER HARBAUGH: SINCE 2008

3

AFC TITLE GAMES
3RD MOST,
TIED, PIT.

8

ROAD PLAYOFF WINS
NFL'S MOST

9

PLAYOFF BERTHS
3RD MOST,
TIED, KC, PIT. & SEA.

11

PLAYOFF WINS
2ND MOST, TIED, GB

82

WINS AT HOME
3RD MOST

148

TOTAL VICTORIES
5TH MOST

HEAD COACH JOHN HARBAUGH

ACTIVE HEAD COACH WINNING PERCENTAGE

Baltimore Ravens head coach John Harbaugh owns the fourth-best winning percentage (.607) among active coaches (min. 100 games), compiling a strong 148-96 record (including playoffs).

2021 ACTIVE HEAD COACHES / CAREER WINNING PERCENTAGE (TOTALS INCLUDE REGULAR SEASON & PLAYOFF GAMES / MIN. 100 GAMES)

Rank	Coach	Teams	Seasons	Record	Pct.
1.	Bill Belichick	Cle./NE	1991-95, 2000-22	321-156	.673
2.	Mike Tomlin	Pit.	2007-22	162-94-2	.632
3.	Andy Reid	Phi./KC	1999-2012, 2013-22	252-151-1	.625
4.	John Harbaugh	Bal.	2008-22	148-96	.607
5.	Mike McCarthy	GB/Dal.	2006-18, 2020-22	153-101-2	.602
6.	Pete Carroll	NYJ/NE/Sea.	1994, 1997-99, 2010-22	163-114-1	.588
7.	Ron Rivera	Car./Was.	2011-22	93-87	.517

COACHES WITH AT LEAST NINE PLAYOFF BERTHS — IN FIRST 14 NFL SEASONS —

Coach	Berths
Tony Dungy	11
Bud Grant	11
Marty Schottenheimer	11
Pete Carroll	10
Bill Cowher	10
Mike Holmgren	10
Mike McCarthy	10
John Harbaugh	9
Joe Gibbs	9
Chuck Knox	9
Chuck Noll	9
Sean Payton	9
Andy Reid	9
Mike Tomlin	9

COACH HARBAUGH'S CAREER STOPS

Team	Position	Years
Baltimore Ravens	Head Coach	2008-22
Philadelphia Eagles	Secondary	2007
Philadelphia Eagles	Special Teams Coordinator	1998-2006
Indiana University	DBs / Special Teams Coord.	1997
University of Cincinnati	Assistant Head Coach	1995-96
University of Cincinnati	TEs / OLBs / RBs / Special Teams	1989-94
Morehead State	DBs / ST Coord. / S&C Coach	1988
University of Pittsburgh	Tight Ends	1987
Western Michigan	Graduate Assistant	1984-86

HARBS IN ELITE COMPANY

MOST PLAYOFF WINS BY A HEAD COACH / FIRST 14 SEASONS

Coach (Teams)	Playoff Wins	Coach (Teams)	Playoff Wins
Joe Gibbs (Was.)	17	John Harbaugh (Bal.)	11
Bill Belichick (Cle./NE)	15	Pete Carroll (NYJ/NE/Sea.)	11
Chuck Noll (Pit.)	14	Mike Holmgren (GB/Sea.)	11
Bill Cowher (Pit.)	12	Bill Parcells (NYG/NE/NYJ/Dal.)	11

HARBS' RAVENS TENURE

Year	Record	Playoffs (Result)
2021	8-9	No Playoff Berth
2020	11-5	1-1 (Advanced to Divisional Round)
2019	14-2	0-1 (No. 1 Seed / Advanced to Divisional Round)
2018	10-6	0-1 (Advanced to Wild Card Round)
2017	9-7	No Playoff Berth
2016	8-8	No Playoff Berth
2015	5-11	No Playoff Berth
2014	10-6	1-1 (Advanced to Divisional Round)
2013	8-8	No Playoff Berth
2012	10-6	4-0 (Won Super Bowl XLVII)
2011	12-4	1-1 (Advanced to AFC Championship)
2010	12-4	1-1 (Advanced to Divisional Round)
2009	9-7	1-1 (Advanced to Divisional Round)
2008	11-5	2-1 (Advanced to AFC Championship)

DURING HARBAUGH ERA / SINCE 2008

TOTAL WINS (REG + POST)

Rk.	Team	Total Wins
1.	New England	179
2.	Green Bay	156
3.	Pittsburgh	152
4.	New Orleans	150
5.	Baltimore	148
6.	Seattle	138

PLAYOFF BERTHS

Berths	Team (Seasons)
12	NE ('09-19, '21)
11	GB ('09-16, '19-21)
9	Bal. ('08-12, '14, '18-20)
9	KC ('10, '13, '15-21)
9	Pit. ('08, '10-11, '14-17, '20-21)
9	Sea. ('10, '12-16, '18-20)

POSTSEASON SUCCESS: 2022 ACTIVE COACHES

PLAYOFF WIN PERCENTAGE (MIN. 6 GAMES)

Rk.	Coach	Rec.	Pct.
1.	Bill Belichick	31-13	.705
2.	Sean McVay	7-3	.700
3.	Doug Pederson	4-2	.667
	Kyle Shanahan	4-2	.667
5.	John Harbaugh	11-8	.579

SUPER BOWL TITLES

1.	Bill Belichick	6
2.	John Harbaugh	1
	Pete Carroll	1
	Mike McCarthy	1
	Sean McVay	1
	Doug Pederson	1
	Andy Reid	1
	Mike Tomlin	1

HARBS' REGULAR SEASON TRENDS

• September	31-16
• October	26-26
• November	40-17
• December	36-25
• January	4-4
• Leading at halftime	110-23
• Leading after 3 quarters	119-18
• When scoring first	100-32
• Positive or even turnover ratio	107-37
• Scoring 20 or more points	117-41
• Scoring 30 or more points	57-6
• Totaling 350 or more net yards	81-35
• Rushing for 150 or more yards	56-14
• Holding opponent under 250 net yards	47-7
• Holding opponent under 21 points	110-19

RAVENS OFFENSIVE NOTES



GREG ROMAN
4TH SEASON AS RAVENS
OFFENSIVE COORDINATOR

*2019 NFL ASSISTANT
COACH OF THE YEAR*

**MOST CONSECUTIVE GAMES
W/ 100+ RUSHING YARDS
(PRO FOOTBALL HISTORY)**

Baltimore Ravens (2018-21)	43
Pittsburgh Steelers (1974-77)	43
Detroit Lions (1935-39)	38

ROMAN'S OFFENSES RACK UP TEAM RECORDS

In 2019, Baltimore set single-season franchise records in total TDs (64), points (531), net yards (6,521), rushing yards (3,296) and first downs (386). In 2020, the Ravens posted the second-most total TDs (55), points (468) and rushing yards (3,071) in franchise history, while 2021's 6,440 total yards stand second.

TOTAL TDs			POINTS		
Rk.	Year	TDs	Rk.	Year	Points
1.	2019	64	1.	2019	531
2.	2020	55	2.	2020	468
3.	2009	47	3.	2014	409

NET YARDS			RUSHING YARDS		
Rk.	Year	Yards	Rk.	Year	Yards
1.	2019	6,521	1.	2019	3,296
2.	2021	6,440	2.	2020	3,071
3.	2018	5,999	3.	2003	2,674

DID YOU KNOW?

- During the John Harbaugh Era (since 2008) when rushing for at least 125 yards, the Ravens have produced an 81-22 record. Baltimore is 56-14 when rushing for at least 150 yards and 30-4 when tallying at least 200 yards, under Coach Harbaugh.
- Eight of the Ravens' all-time Top 13 rushing outputs have occurred since 2018, when QB Lamar Jackson became the starter: 404 at Cin. in 2020 (1st), 296 at Cle. in 2018 (4th), 294 vs. Dal. in 2020 (5th), 285 at LAR in 2019 (7th), 269 vs. Cin. in 2019 (9th), 267 vs. Cin. in 2018 (10th), 265 vs. Pit. in 2020 (11th) & 265 at Mia. in 2019 (11th).
- The 2020 Ravens became the first team in NFL history to have three players – QB Lamar Jackson, RB J.K. Dobbins & RB Gus Edwards – each tally at least 700 rushing yards and 6 rushing TDs.
- Since QB Lamar Jackson became Baltimore's starter in Week 11 of 2018, the Ravens have rushed for at least 200 yards in an NFL-high 23 games. (Tennessee is second with 13 such games.)

TOP 2021 OFFENSIVE RANKINGS

TOTAL FIRST DOWNS		RUSHING YPG	
1.	Kansas City 419	1.	Philadelphia 159.7
2.	Tampa Bay 404	2.	Indianapolis 149.4
3.	LA Chargers 401	3.	Baltimore 145.8
4.	Buffalo Bills 398	4.	Cleveland 145.4
5.	Baltimore 394	5.	Tennessee 141.4

POINTS SCORED / 2-MIN. OFF.		THREE-AND-OUT PCT.	
1.	Baltimore 41	1.	Kansas City 10.1
	Detroit 41	2.	LA Rams 13.3
3.	Cincinnati 40	3.	Buffalo 14.0
4.	Indianapolis 37	4.	Baltimore 14.9
5.	San Francisco 36	5.	New England 15.4

CHEWING UP THE CLOCK

In 2021, the Ravens' offense ranked third in the NFL in average time of possession, producing a 32:22 mark.

AVERAGE TIME OF POSSESSION / 2021 SEASON

Rk.	Team	Avg. TOP	Record
1.	Green Bay Packers	32:43	13-4
2.	Tennessee Titans	32:40	12-5
3.	Baltimore Ravens	32:22	8-9
4.	Indianapolis Colts	31:44	9-8

OFFENSIVE RANKINGS SINCE 2019 / ROMAN AS RAVENS O.C.

POINTS PER GAME		RUSHING YARDS PER GAME	
1.	Tampa Bay 29.8	1.	Baltimore 180.5
2.	Kansas City 28.7	2.	Tennessee 149.3
3.	Baltimore 28.3	3.	Cleveland 137.7

RAVENS SET NFL RECORD

From Week 11 of 2018, when QB Lamar Jackson became the Ravens' starter, through Week 9 of 2020, Baltimore scored 20+ points in 31 straight regular season games, marking the longest streak in NFL history.

CONSECUTIVE GAMES SCORING 20+ POINTS / NFL HISTORY

Rk.	Team	Dates	Cons. Games
1.	Baltimore	11/18/2018 – 11/08/2020	31
2.	Denver	12/02/2012 – 11/09/2014	30
3.	St. Louis	09/12/1999 – 11/26/2000	28

MOST RUSHING YARDS IN A 16-GAME NFL SEASON

Rk.	Team (Year)	Yards	Avg.	Att.
1.	Baltimore (2019)	3,296	5.53	596
2.	New England (1978)	3,165	4.72	671
3.	Baltimore (2020)	3,071	5.53	555
4.	Kansas City (1978)	2,986	4.50	663
5.	Chicago (1984)	2,974	4.41	674

RAVENS DEFENSIVE NOTES



MIKE MACDONALD

1ST SEASON AS
RAVENS DEFENSIVE COORDINATOR

“Mike is one of us – a Raven through and through. During his initial seven seasons with us, it was evident that his leadership, intelligence and passion would earn him the opportunity to be a defensive coordinator in the NFL.”

- Head coach John Harbaugh on defensive coordinator Mike Macdonald

2021 SUCCESS AT MICHIGAN

- In his lone season (2021) coordinating Michigan’s defense, Mike Macdonald helped guide the Wolverines to their first Big Ten title since 2004 and an appearance in the CFP semifinals.
- Macdonald’s unit produced the nation’s eighth-ranked scoring defense (17.4 ppg), also finishing 20th in yards allowed per game (330.9) and 11th in red zone touchdown efficiency (45.7%).
- Macdonald played an instrumental role in the 2021 standout performance of Wolverines’ DE Aidan Hutchinson, who earned first-team All-American honors and was a Heisman Trophy finalist after producing a career-high and single-season school record 14 sacks.
- Additionally, Macdonald guided Ravens’ second-round draft pick OLB David Ojabo, whose 11 sacks tied for fourth most in single-season school history, while his 5 FFs set a single-season Michigan record.

TOP 2021 RAVENS DEFENSIVE RANKINGS

RUSHING YPG DEFENSE / 2021

Rk.	Team	YPG
1.	Baltimore Ravens	84.5
2.	Tennessee Titans.....	84.6
3.	Tampa Bay Buccaneers.....	92.5

THIRD-DOWN DEFENSE / 2021

Rk.	Team	Pct.
1.	Buffalo Bills	30.8
2.	Dallas Cowboys	34.1
3.	Baltimore Ravens	34.8

OPP. 3RD- & 4TH-AND-1 CONVERSION PCT. / 2021

Rk.	Team	Pct.
1.	Cincinnati Bengals	59.3
2.	Minnesota Vikings	60.0
3.	New York Jets	63.0
4.	Baltimore Ravens.....	63.3

DEFENSIVE CHARTS UNDER COACH MACDONALD

From 2018-20, Macdonald led a Ravens’ linebackers corps that helped Baltimore produce the NFL’s No. 1 overall defense (307.8 ypg) during that span, while also permitting the league’s fewest points per game (18.2).

RAVENS’ DEFENSIVE RANKINGS FROM 2018-20

POINTS ALLOWED PER GAME		YARDS ALLOWED PER GAME	
1.	Baltimore 18.2	1.	Baltimore 307.8
2.	New England 18.8	2.	Pittsburgh 312.4
3.	Chicago..... 19.8	3.	San Francisco 314.3
4.	Pittsburgh 20.3	4.	Buffalo 315.0

In 2017, alongside pass game coordinator/secondary coach Chris Hewitt, Macdonald helped guide a defensive backfield that contributed to the NFL’s most INTs (22) and forced turnovers (34). Baltimore also finished second in the league in both defensive passer rating (72.4) and defensive TDs (five).

DEFENSIVE RANKINGS UNDER HARBAUGH

Mike Macdonald now leads a defense that, during the John Harbaugh Era (2008-21), has been superb, ranking either No. 1 or No. 2 in several major defensive categories.

2	2	1
POINTS ALLOWED PER GAME	TOTAL NET YARDS ALLOWED PER GAME	RUSHING YARDS ALLOWED PER GAME
19.2	319.0	96.5
1	2	1
SCRIMMAGE TDs ALLOWED	OPPONENT PASSER RATING	THIRD-DOWN DEFENSE
431	81.4	35.9

DEFENSIVE FAST FACTS

- Under John Harbaugh, the Ravens have posted a Top 5 scoring defense in seven of his 14 seasons.
- During Coach Harbaugh’s 14 seasons in Baltimore, the Ravens have boasted 10 Top 10 defenses (yards allowed).
- In a 2020 win vs. Cin. (10/11), Baltimore had five different DBs record at least 1 sack, marking the first time in NFL history that feat has been accomplished.
- In 2018’s Week 6 win at the Titans, Baltimore racked up a franchise-best 11 sacks, tying for the second most by a team in league history. They also stand as the most in an NFL game since 2012 (SD, 11).
- Since 2017, 34 shutouts have been pitched by defenses throughout the NFL. Of those, a league-high 4 (tied w/ New England) have come courtesy of the Ravens.

RAVENS SPECIAL TEAMS NOTES



CHRIS HORTON
4TH SEASON AS RAVENS
SPECIAL TEAMS COORDINATOR

RAVENS SINCE 2011

- 6** KICKOFF RETURN TDs
NFL'S SECOND MOST
[TIED WITH KC]
- 6** PUNT RETURN TDs
NFL'S FOURTH MOST
[TIED WITH DEN., LAR & PHI.]
- 12** TOTAL RETURN TDs
NFL'S THIRD MOST

DUVERNAY: 2021 PRO BOWL RETURNER

In 2021, first-team All-Pro and Pro Bowler **WR/RS Devin Duvernay** produced a 13.8 PR average, ranking No. 1 in the NFL. His 360 PR yards stood as the NFL's second most.

NFL PUNT RETURN AVERAGE / 2021

Rk.	Player (Team)	PR	Yards	Avg.	Long	TDs
1.	Devin Duvernay (Bal.)	26	360	13.8	42	0
2.	Jakeem Grant (Chi.)	26	309	11.9	97t	1
	Gunner Olszewski (NE)	26	309	11.9	27	0

Duvernay also ranked No. 1 in the NFL in 20+ yard PRs (6).

PUNT RETURNS OF 20+ YARDS / 2021

Rk.	Player (Team)	20+ Yard PR
1.	Devin Duvernay (Bal.)	6
2.	Jakeem Grant (Chi.)	4
	Gunner Olszewski (NE)	4

BALTIMORE BLOCK PARTY

BLOCKED KICKS / SINCE 2014

Rk.	Team	Blocks
1.	Philadelphia	21
2.	New England	20
3.	Denver	19
4.	Miami	17
5.	Baltimore	16

RAVENS' 16 BLOCKS (SINCE 2014): BREAKDOWN

Total Blocks	16	1st Qtr.	4	When Losing	9
FG Blocks	10	2nd Qtr.	2	When Winning	5
PAT Blocks	3	3rd Qtr.	3	When Tied	2
Punt Blocks	3	4th Qtr.	7	Record	12-4

11 – A team-high special teams tackles in 2021 by LB Chris Board, who represented Baltimore on the Pro Bowl ballot.

A RICH HISTORY OF SPECIAL TEAMS

Following the retirement of longtime ST coordinator Jerry Rosburg, Chris Horton took over as the special teams coach in 2019. Horton, who served as Rosburg's assistant for three seasons (2016-18), leads the standout special teams battery.

SEVEN PRO BOWL SPECIALISTS

• Seven Ravens have earned 14 combined Pro Bowl honors during the John Harbaugh Era (since 2008): ST Brendon Ayanbadejo (2008), K Billy Cundiff (2010), RS Devin Duvernay (2021), RS Jacoby Jones (2012), K Justin Tucker (2013, 2016 & 2019-21), LS Morgan Cox (2015, 2016 & 2019-20) and P Sam Koch (2015).

PRIME KICKER & PUNTER

• Five-time Pro Bowl K Justin Tucker, who the Ravens signed as a rookie free agent, owns the NFL's most FGs (326) since entering the NFL in 2012. With a 91.1% career success mark, "Tuck" is the most accurate kicker in league history (326-of-358 on FGAs). Earning his first Pro Bowl nod in 2015, P Sam Koch's 46.7 gross average ranked No. 9 in the NFL that season, while his 42.9 net average was No. 2. In 2017, Koch led the NFL in both punts inside the 10 (16) and the 20 (a franchise-record 40).

RAVENS' RETURN MEN SOAR

• Dating back to 2011, six different Ravens have returned punts for touchdowns: WR Michael Campanaro, WR Kaelin Clay, WR Tandon Doss, CB Cyrus Jones, WR Jacoby Jones and DB Lardarius Webb.

DUVERNAY CONTINUES ROOKIE KOR-TD TREND

• In Week 3 of 2020 vs. KC, then-rookie WR Devin Duvernay produced a 93-yard KOR-TD. It marked the NFL's first KOR-TD of 2020 and was the Ravens' sixth KOR-TD since 2011, tied with KC for the NFL's second most. Only the Vikings (9) have produced more KOR-TDs dating back to 2011. Duvernay became the fifth rookie in Ravens history to return a kickoff for a TD, joining Patrick Johnson (1998), Yamon Figurs (2007), Lardarius Webb (2009) and David Reed (2010).

NO. 1 KOR AVERAGE UNDER HARBAUGH

Since 2008, when John Harbaugh became the Ravens' head coach, Baltimore owns the NFL's No. 1 KOR average (24.8).

NFL KICKOFF RETURN AVERAGE (SINCE 2008 / HARBAUGH'S BALTIMORE TENURE)

Rk.	Team	KOR	Yards	Avg.	Long	TDs
1.	Baltimore	558	13,813	24.8	108t	8
2.	Minnesota	602	14,712	24.4	109t	12
3.	NY Jets	671	15,995	23.8	107t	8

RAVENS PERSONNEL NOTES



ERIC DeCOSTA

27TH SEASON WITH RAVENS
4TH AS EVP & GENERAL MANAGER

RAVENS SCOUTING HISTORY / SINCE 1996

30 HOMEGROWN RAVENS
PRO BOWLERS

26 DRAFTED RAVENS TO
EARN PRO BOWL HONORS

4 UNDRAFTED ROOKIES TO
EARN PRO BOWL HONORS

HOMEGROWN PRO BOWLERS

The Ravens have had 51 different players earn Pro Bowl honors since the team's 1996 inception. Of those, 30 are homegrown – 26 drafted and 4 signed as a rookie free agent.

RAVENS HOMEGROWN PRO BOWLERS / SINCE 1996 INCEPTION

Year Drafted (Rd.)	Name	Pro Bowls
1996 (1st)	LB Ray Lewis	13
1996 (1st)	T Jonathan Ogden	11
2002 (1st)	S Ed Reed	9
2007 (3rd)	G Marshal Yanda	8
2003 (1st)	OLB Terrell Suggs	7
2006 (1st)	DT Haloti Ngata	5
2012 (RFA)	K Justin Tucker #	5
1997 (1st)	OLB Peter Boulware	4
2010 (RFA)	LS Morgan Cox #	4
2014 (1st)	LB C.J. Mosley	4
1999 (1st)	CB Chris McAlister	3
2017 (RFA)	FB Patrick Ricard #	3
2008 (2nd)	Ray Rice	3
2018 (3rd)	TE Mark Andrews	2
2018 (3rd)	T Orlando Brown Jr.	2
2001 (1st)	TE Todd Heap	2
2017 (1st)	CB Marlon Humphrey	2
2018 (1st)	QB Lamar Jackson %	2
2016 (5th)	OLB Matthew Judon	2
1996 (5th)	WR/RS Jermaine Lewis	2
2007 (4th)	FB Le'Ron McClain	2
2000 (6th)	OLB Adalius Thomas	2
2020 (3rd)	WR/RS Devin Duvernay	1
2007 (1st)	G Ben Grubbs	1
2013 (4th)	FB Kyle Juszczyk	1
2006 (6th)	P Sam Koch	1
2000 (1st)	RB Jamal Lewis	1
2002 (RFA)	LB Bart Scott #	1
2016 (1st)	T Ronnie Stanley	1
2013 (3rd)	DT Brandon Williams	1

Undrafted Rookie Free Agent

Bold Indicates 2021 Pro Bowler

FIRST-ROUND FINDS

The Ravens have tabbed 28 players in the first round. These picks have earned 66 combined Pro Bowls, multiple POTY Awards, an NFL MVP honor, two Super Bowl MVPs and three HOF selections.

RAVENS ALL-TIME FIRST-ROUND DRAFT PICKS

Year	Name	Pick	Pro Bowls
1996	T Jonathan Ogden * ~	4	11
1996	LB Ray Lewis + + ~ ~	26	13
1997	LB Peter Boulware *	4	4
1998	CB Duane Starks	10	
1999	CB Chris McAlister	10	3
2000	RB Jamal Lewis * =	5	1
2000	WR Travis Taylor	10	
2001	TE Todd Heap	31	2
2002	S Ed Reed * + ~	24	9
2003	OLB Terrell Suggs * +	10	7
2003	QB Kyle Boller	19	
2005	WR Mark Clayton *	22	
2006	DT Haloti Ngata *	12	5
2007	G Ben Grubbs *	29	2
2008	QB Joe Flacco ^ ~	18	
2009	T Michael Oher *	23	
2011	CB Jimmy Smith	27	
2013	S Matt Elam	32	
2014	LB C.J. Mosley *	17	4
2015	WR Breshad Perriman	26	
2016	T Ronnie Stanley	6	1
2017	CB Marlon Humphrey	16	2
2018	TE Hayden Hurst	25	
2018	QB Lamar Jackson %	32	2
2019	WR Marquise Brown	25	
2020	ILB Patrick Queen *	28	
2021	WR Rashod Bateman	27	
2021	OLB Odafe Oweh*	31	

% NFL MVP ~ Super Bowl MVP + Defensive Player of the Year
= Offensive Player of the Year ~ Pro Football Hall of Fame
* All-Rookie Team ^ NFL Rookie of the Year (Fan Vote)

Baltimore has drafted three players (Ogden, Lewis & Reed) who were selected to the Pro Football Hall of Fame. For Ogden & Lewis, it was the first time ever two players were drafted in the same round (1st in 1996) by a team and reached the HOF in their initial year of eligibility.

Eric DeCosta has been with the franchise since Day One, first beginning as an intern during the inaugural 1996 season and then ascending to the personnel department's chief decision-maker in 2019. Prior to being named EVP/GM – succeeding the legendary Ozzie Newsome – DeCosta, 50, received GM interview offers annually from multiple teams in recent years. However, he never seriously considered leaving Baltimore, which has always aligned perfectly with what he envisioned to be his dream job.



RAVENS PERSONNEL NOTES



OZZIE NEWSOME

27TH SEASON WITH RAVENS
32ND SEASON IN FRONT OFFICE ROLE

"He and I have always been very different in a lot of ways, but so aligned. It's a special relationship in my life. I've learned a lot of football, but honestly, just a lot more about being a good person. So, I am extremely happy that Ozzie is going to play such a significant role moving forward for this organization."

- Ravens EVP & GM Eric DeCosta on Ozzie Newsome

"20/20 CLUB"

The Ravens' "20/20 Club" includes members of the personnel staff who started with as young assistants and grew into evaluators with more input. The term "20/20" refers to hiring 20-year-olds for \$20,000. But according to Ozzie Newsome: "The guys actually started when they were a little older than 20 and for more than \$20,000, but that's what we call them."

RAVENS "2020 CLUB" GRADUATES / CURRENT SCOUTS

Name	Joined Ravens	Current Title
George Kokinis	1991 (w/ Browns)	Dir. of Player Personnel
Eric DeCosta	1996	EVP & General Manager
Joe Hortiz	1998	Dir. of Player Personnel
Mark Azevedo	2005	Asst. Dir. of Player Personnel
David Blackburn	2007	Director of College Scouting
Andrew Raphael	2013	National Scout
Brandon Berning	2015	Midwest/SW Area Scout
Joey Cleary	2015	Southeast Area Scout
Corey Frazier	2017	West Coast Area Scout
"Q" Attenoukon	2017	Area Scout
Patrick McDonough	2018	Northeast Area Scout
Chas Stallard	2018	Southwest Area Scout

ALL-PRO DRAFT PICKS

Over the past 26 seasons, led by Ozzie Newsome and Eric DeCosta, Baltimore has drafted a league-high (tied) 17 players who have earned AP first-team All-Pro honors. When including undrafted rookies LS Morgan Cox and K Justin Tucker, the Ravens have produced 19 "homegrown" AP first-team All-Pro selections since their 1996 inception.

MOST DRAFT CHOICES TO EARN AP FIRST-TEAM ALL-PRO [SINCE 1996 / RAVENS INCEPTION]

1. Baltimore ...17	Mark Andrews (1)	Ray Lewis (7)	Ed Reed (5)
New England . . 17	Devin Duvernay (1)	Chris McAlister (1)	Ronnie Stanley (1)
Pittsburgh 17	Marlon Humphrey (1)	Le'Ron McClain (1)	Terrell Suggs (1)
4. Dallas 16	Lamar Jackson (1)	Haloti Ngata (2)	Adalius Thomas (1)
San Francisco . . 16	Jamal Lewis (1)	Jonathan Ogden (4)	Marshal Yanda (2)
	Jermaine Lewis (1)	Kelechi Osemele (1)	

SUCCESS ACROSS THE DRAFT BOARD

1ST ROUND

Jonathan Ogden ('96), Ray Lewis ('96), Peter Boulware ('97), Chris McAlister ('99), Jamal Lewis ('00), Todd Heap ('01), Ed Reed ('02), Terrell Suggs ('03), Haloti Ngata ('06), Ben Grubbs ('07), Joe Flacco ('08), Michael Oher ('09), Jimmy Smith ('11), C.J. Mosley ('14), Ronnie Stanley ('16), Marlon Humphrey ('17), Lamar Jackson ('18), Marquise Brown ('19), Patrick Queen ('20)

2ND ROUND

Jamie Sharper ('97), Anthony Weaver ('02), Ray Rice ('08), Paul Kruger ('09), Torrey Smith ('11), Courtney Upshaw ('12), Kelechi Osemele ('12), Tyus Bowser ('17), J.K. Dobbins ('20)

3RD ROUND

Casey Rabach ('01), Marshal Yanda ('07), Lardarius Webb ('09), Brandon Williams ('13), Orlando Brown Jr. ('18), Mark Andrews ('18), Devin Duvernay ('20), Justin Madubuike ('20)

4TH ROUND

Edwin Mulitalo ('99), Edgerton Hartwell ('01), Jarret Johnson ('03), Le'Ron McClain ('07), Dennis Pitta ('10), Kyle Juszczyk ('13), Za'Darius Smith ('15), Tavon Young ('16), Anthony Averett ('18)

5TH ROUND

Jermaine Lewis ('96), Dawan Landry ('06), Arthur Jones ('10), Pernelle McPhee ('11), Rick Wagner ('13), Nick Boyle ('15), Matthew Judon ('16)

6TH ROUND

Adalius Thomas ('00), Chester Taylor ('02), Sam Koch ('06), Tyrod Taylor ('11), Ryan Jensen ('13), Darren Waller ('15), Chuck Clark ('17), Bradley Bozeman ('18), DeShon Elliott ('18)

7TH ROUND

DeAngelo Tyson ('12), Michael Campanaro ('14), Zach Sieler ('18)

RFA

Mike Flynn ('97), Priest Holmes ('97), Will Demps ('02), Bart Scott ('02), Ma'ake Kemoeatu ('02), Jameel McClain ('08), Dannelle Ellerbe ('09), Morgan Cox ('10), Josh Byrnes ('11), Justin Tucker ('12), James Hurst ('14), Zach Orr ('14), Patrick Onwuasor ('16), Michael Pierce ('16), Matt Skura ('16), Patrick Ricard ('17), Chris Board ('18), Gus Edwards ('18), Patrick Mekari ('19), Tyler Huntley ('20)

Ozzie Newsome's legacy is unlike any the game has seen. Known throughout all of sports as a premier leader, he is a Hall of Fame player, the architect of Baltimore's 2000 and 2012 Super Bowl championship teams and an elite evaluator who became the NFL's first African American GM. In 2019, his longtime top lieutenant, Eric DeCosta, took over as the Ravens' EVP & GM. However, Newsome maintains a significant role within the organization as its executive VP.

RAVENS IRONMEN / TURNOVER NOTES

RAVENS IRONMEN

RAVENS CONSECUTIVE GAMES PLAYED / ACTIVE STREAKS



JUSTIN TUCKER
161

TYUS BOWSER
59

PATRICK QUEEN
33

RAVENS CONSECUTIVE GAMES PLAYED / ALL-TIME STREAKS

Rk.	Player	Games	Years
1.	Sam Koch	239	2006-20
2.	Justin Tucker	161	2012-present
3.	Jarret Johnson	129	2003-11
4.	Joe Flacco	122	2008-15
5.	Anthony Levine Sr.	117	2013-20
6.	Peter Boulware	111	1997-2003

RAVENS ALL-TIME GAMES PLAYED

Rk.	Player	Games	Years
1.	Sam Koch	256	2006-21
2.	Terrell Suggs	229	2003-18
3.	Ray Lewis	228	1996-2012
4.	Matt Stover	207	1996-2008
5.	Jonathan Ogden	177	1996-2007
	Marshal Yanda	177	2007-19
7.	Morgan Cox	165	2010-20
8.	Joe Flacco	163	2008-18
9.	Justin Tucker	161	2012-present
10.	Ed Reed	160	2002-12
11.	Anthony Levine Sr.	146	2012-21
12.	Jarret Johnson	143	2003-11
13.	Chris McAlister	135	1999-2008
	Haloti Ngata	135	2006-14
15.	Mike Flynn	134	1998-2007
	Kelly Gregg	134	2001-10
17.	Todd Heap	133	2001-10
18.	Jimmy Smith	128	2011-21
19.	Ladarius Webb	127	2009-17
20.	Peter Boulware	126	1997-2005
21.	Brandon Williams	123	2013-21
22.	Cornell Brown	109	1997-2004
	Bart Scott	109	2002-08
24.	Edwin Mulitalo	106	1999-2006
25.	Adalious Thomas	97	2000-06

TURNOVER MARGIN SINCE 2008

Since John Harbaugh's 2008 Baltimore arrival, the Ravens have produced the NFL's fifth-best turnover differential (+46).

NFL's TOP TURNOVER DIFFERENTIALS [SINCE 2008 / JOHN HARBAUGH ERA]

Rk.	Team	Takeaways	Giveaways	Turnover Diff.
1.	New England	395	231	+164
2.	Green Bay	363	238	+125
3.	Seattle	355	276	+79
4.	Kansas City	358	282	+76
5.	Baltimore	345	299	+46

TURNOVER MARGIN AT HOME

Baltimore owns a +51 differential at home during the John Harbaugh Era, ranking as the league's fourth-best mark.

NFL's TOP TURNOVER DIFFERENTIALS / AT HOME [SINCE 2008 / JOHN HARBAUGH ERA]

Rk.	Team	Takeaways	Giveaways	Turnover Diff.
1.	Green Bay	208	103	+105
2.	New England	204	116	+88
3.	Seattle	190	127	+63
4.	Baltimore	190	139	+51

TURNOVER TABLE SINCE 2000

Year	TA/TO	Plus/Minus	Record
2021	15/26	-11	8-9
2020	22/18	+4	11-5
2019	25/15	+10	14-2
2018	17/20	-3	10-6
2017	34/17	+17	9-7
2016	28/23	+5	8-8
2015	14/28	-14	5-11
2014	22/20	+2	10-6
2013	24/29	-5	8-8
2012	25/16	+9	10-6
2011	26/24	+2	12-4
2010	27/20	+7	12-4
2009	32/22	+10	9-7
2008	34/21	+13	11-5
2007	23/40	-17	5-11
2006	40/23	+17	13-3
2005	26/36	-10	6-10
2004	34/23	+11	9-7
2003	41/38	+3	10-6
2002	31/32	-1	7-9
2001	28/36	-8	10-6
2000	49/26	+23	12-4
Total	617/553	+64	209-144

THE RAVENS ARE...

SINCE 2000, HERE ARE THE RAVENS' RECORDS IN A GAME:

When turnover ratio is +2 or better 86-5
 When turnover ratio is +1 or better 128-20
 When turnover ratio is even 43-29
 When turnover ratio is negative 38-95

THAT M&T MAGIC

HOME UNDER HARBS

Under John Harbaugh (since 2008), the Ravens own the NFL's third-best home winning percentage (.726), going 82-31 at M&T Bank Stadium.

NFL'S BEST REGULAR SEASON HOME RECORDS (JOHN HARBAUGH ERA / SINCE 2008)

Rk.	Team	Record	Pct.
1.	New England Patriots	91-22	.805
2.	Green Bay Packers	86-24-2	.777
3.	Baltimore Ravens	82-31	.726
4.	Pittsburgh Steelers	81-31-1	.721
5.	New Orleans Saints	76-36	.679

RAVENS DEFEND THE BANK

The Ravens have been outstanding at home since they arrived in Baltimore. Below are their respective home records and corresponding NFL rankings during several periods.

RAVENS HOME RECORDS / NFL RANKINGS

Time Period (Milestone)	Record	NFL Rank
Since 2010 (Past 12 Seasons)	70-27	3
Since 2008 (John Harbaugh's Arrival)	82-31	3
Since 2000 (First Super Bowl Season)	128-49	3
Since 1998 (M&T Bank Stadium Opened)	136-57	3
Since 1996 (Team's Inception)	143-65-1	4

HOME "D" UNDER HARBS (SINCE 2008)

17.5

POINTS ALLOWED
PER GAME
(NFL'S BEST)

78.2

OPPONENT PASSER
RATING
(NFL'S 2ND BEST)
BUFFALO - 76.3

306.9

YARDS ALLOWED
PER GAME
(NFL'S 2ND BEST)
PITTSBURGH - 306.6

X DATING BACK TO 2008, THE RAVENS HAVE OUTSCORED OPPONENTS 2,908 TO 1,974 AT HOME. IN THEIR 82 WINS DURING THIS SPAN, THE MARGIN OF VICTORY HAS BEEN 14.4 POINTS PER GAME.

X THE RAVENS OWN A +934 POINT DIFFERENTIAL AT HOME UNDER JOHN HARBAUGH, RANKING NO. 3 IN THE NFL (NE IS +1,284 & GB IS +1,037).

X BALTIMORE IS 38-0 UNDER HARBAUGH WHEN ALLOWING 12 POINTS OR FEWER AT HOME.

HOME "D" DOMINANCE DATES WAY BACK

The Ravens' "D" has been stout at home for many seasons. Since 2003, Baltimore ranks at the top in several key categories:

BEST NFL DEFENSES AT HOME / SINCE 2003

POINTS PER GAME (Fewest Allowed)	TOTAL DEFENSE (Fewest Yards Allowed)
1. Baltimore 17.1	1. Pittsburgh 299.8
2. New England 17.3	2. Baltimore 300.0
3. Pittsburgh 18.4	3. Buffalo 317.8
TAKEAWAYS	DEFENSIVE TDs
1. Baltimore 289	1. Arizona 34
New England 289	2. Baltimore 33
3. Buffalo 272	3. Green Bay 29
Green Bay 272	Tennessee 29

HOME FAST FACTS

- Under head coach John Harbaugh, the Ravens are 20-4 in September home games. The Ravens have won 23 of their past 27 home games in the month of September (dating back to 2006).
- Under Coach Harbaugh, the Ravens are 24-6 in November home games, producing the NFL's second-best such record. The Ravens have won 22 of their past 27 home games during the month.
- The Ravens are 24-9 at home in the month of December under John Harbaugh and 44-17 in such games during their history.
- Under Coach Harbaugh (since 2008), Baltimore has gone 22-7 against NFC teams at M&T Bank Stadium, producing the best home record by an AFC squad vs. the "other" conference.
- Baltimore has won 25 of its last 32 home games vs. NFC teams.
- In their history, the Ravens have hosted 27 games when the temperature was below 40 degrees. Baltimore is 21-5-1 in such cold weather games.
- Baltimore is 9-2 at home in November against AFC North foes under Harbaugh. Overall under Harbaugh, the Ravens are 28-14 in home games played against AFC North foes.
- Baltimore has won 23 of its last 34 home games vs. AFC North foes.
- The Ravens are 18-5 at home all time against teams from the West Coast/Pacific TZ. (Ari. - 3-1, LV - 6-1, LAC - 4-1, LAR - 0-1, SF - 3-0 & Sea. - 2-1).

BEST HOME DEFENSE

Baltimore has permitted an NFL-low 17.5 ppg at home during the John Harbaugh Era. Under "Harbs," the Ravens are 36-0 at home when allowing 10 points or fewer. In 23 of those games, the Ravens gave up no more than 7 points.

FEWEST POINTS PER GAME ALLOWED AT HOME (SINCE 2008 / JOHN HARBAUGH ERA)

BALTIMORE	17.5
NEW ENGLAND	18.4
PITTSBURGH	18.7



ALL-TIME RESULTS / TRENDS

RAVENS REGULAR SEASON RECORDS

	Overall Record	Home	Away
Overall	233-183-1	143-65-1	90-118
In M&T Bank Stadium (since 1998)	136-57	136-57	n/a
Coached by Ted Marchibroda	16-31-1	11-12-1	5-19
Coached by Brian Billick	80-64	50-22	30-42
Coached by John Harbaugh	137-88	82-31	55-57
vs. AFC Teams	172-142	105-53	67-89
vs. AFC North	68-52	40-20	28-32
vs. AFC Central (1996-2001)	26-28	13-14	13-14
vs. AFC East	27-22	19-5	8-17
vs. AFC South	23-18	15-6	8-12
vs. AFC West	28-22	18-8	10-14
vs. NFC Teams	61-41-1	38-12-1	23-29
vs. NFC North	11-9	7-3	4-6
vs. NFC Central (1996-2001)	3-5	3-1	0-4
vs. NFC East	17-9-1	10-2-1	7-7
vs. NFC South	12-8	6-4	6-4
vs. NFC West	18-10	12-2	6-8
On Monday Night Football	15-13	6-3	9-10
On Tuesday	1-0	1-0	0-0
On Wednesday	0-1	0-0	0-1
On Thursday Night Football	8-6	7-1	1-5
On Saturday	4-1	2-0	2-1
On Sunday Night Football	17-13	11-4	6-9
In Overtime	15-16-1	9-6-1	6-10
Ravens Shutout Wins	14-0	6-0	8-0
In Season Openers	14-12	9-4	5-8
Indoors	8-16	n/a	8-16

Note: Baltimore has played in Houston's Reliant/NRG Stadium six times (4-2), Indy's Lucas Oil Stadium three times (1-2), Dallas' Texas Stadium once (1-0), Atlanta's Mercedes-Benz Stadium once (1-0) and Las Vegas' Allegiant Stadium once (0-1). Four of those games at Reliant Stadium/NRG Stadium (12/13/10, 10/21/12, 12/21/14 & 9/20/20), and one at Allegiant Stadium (9/13/21), came when the roof was closed, meaning those games were "indoors," while the other games listed are considered "outdoors" due to open roofs. One of these games at Lucas Oil Stadium (11/8/20) came when the roof was opened, deeming that an outdoor game.

In August	0-1	0-1	0-0
In September	54-34	34-9	20-25
In October	45-53	23-21	22-32
In November	65-43-1	39-15-1	26-28
In December	63-46	44-17	19-29
In January	6-6	3-2	3-4

RAVENS REGULAR RESULTS WHEN...

Team	Since 2000	Since 2008	2021
Record	209-144	137-88	8-9
vs. AFC North (since 2002)	68-52	50-34	1-5
vs. AFC	155-110	101-67	5-7
vs. NFC	54-34	36-21	3-2
Home	128-49	82-31	5-4
Away	81-95	55-57	3-5
On grass	111-84	73-48	7-8
Artificial turf	98-60	64-40	1-1
Outdoors	202-131	131-80	7-8
Indoors	7-13	6-8	1-1
September	46-27	31-16	2-1
October	42-42	26-26	3-1
November	60-31	40-17	3-1
December	55-39	36-25	0-4
January	6-5	4-4	0-2
Leading at halftime	165-29	110-23	5-3
Trailing at halftime	32-101	19-58	3-4
Tied at halftime	12-14	8-7	0-2
Tied after 3 quarters	5-8	3-4	0-0
Leading after 3 quarters	177-23	119-18	4-4
Trailing after 3 quarters	27-113	15-66	4-5
Decided by 7 points or fewer	87-82	56-58	6-6
Decided by 3 points or fewer	48-46	32-32	4-5
When scoring first	144-47	100-32	5-5
When not scoring first	65-97	37-56	3-4
Positive or even turnover ratio	171-49	107-37	4-3
Negative turnover ratio	38-95	30-51	4-6
Winning penalty ratio	89-57	58-31	1-3
Losing penalty ratio	101-74	64-46	4-4
Overtime	13-14	9-11	2-2
When returning a KOR for a TD	5-4	5-3	0-0
When returning a PR for a TD	9-3	5-1	0-0

Offense	Since 2000	Since 2008	2021
Scoring 20 or more points	167-56	117-41	5-4
Scoring 30 or more points	77-8	57-6	4-1
Having 20 or more first downs	106-62	84-43	7-8
Totaling 350 or more net yards	106-50	81-35	5-5
At least 35 minutes time of poss.	63-9	43-7	5-1
Rushing for 150 or more yards	81-22	56-14	3-3
When not throwing an INT	117-29	79-22	2-4
With a 100-yard rusher	72-24	44-11	2-1
Without a 100-yard rusher	137-120	93-77	6-8
With a 100-yard receiver	44-29	32-20	4-3
Without a 100-yard receiver	165-115	105-68	4-6
With a 300-yard passer	24-20	22-15	2-1
Without a 300-yard passer	185-124	116-63	7-8

Defense	Since 2000	Since 2008	2021
When scoring a defensive TD	51-9	29-6	0-1
When returning an INT for a TD	35-4	17-3	0-1
When returning a fumble for a TD	19-5	15-3	0-0
Recording 3 or more sacks	108-43	63-29	3-4
Holding opp. under 250 net yards	74-20	47-7	1-0
Holding opp. under 21 points	167-40	110-19	5-3
Holding opp. under 15 points	124-15	76-5	4-0
Allowing a 100-yard rusher	22-30	14-20	1-0
Not allowing a 100-yard rusher	187-114	123-68	7-9
Allowing a 100-yard receiver	42-46	26-30	4-4
Not allowing a 100-yard receiver	167-98	111-58	4-5
Allowing a 300-yard passer	29-32	20-26	2-4
Not allowing a 300-yard passer	180-112	117-62	6-5

PLAYER NOTES - JACKSON



QUICK CAREER NOTES

- ✗ Baltimore is 37-12 with Jackson as its regular season starter. Since his first NFL start (Week 11 of 2018), his 37 wins tie (Josh Allen) for the fourth most among all NFL QBs. Jackson is also the first QB in NFL history to reach 35 regular season wins before the age of 25.
- ✗ Jackson is the only QB in NFL history to record multiple career games with at least 3 TD passes *and* 100 rushing yards (Week 9 of 2021 vs. Min. & at Cle. in 2019).
- ✗ In 2021, Jackson recorded at least 200 passing yards *and* 50 rushing yards in seven games, tying Randall Cunningham (1990) and his own 2019 campaign for the most such performances in NFL single-season history.
- ✗ In 2020, Jackson (1,005) became the first QB in NFL history to surpass the 1,000-yard rushing milestone in multiple seasons, also doing so in 2019 (1,206).
- ✗ Jackson (2019-20), Josh Allen (2020-21) and Deshaun Watson (2018-19) are the only QBs with at least 25 TD passes and 5 rushing TDs in consecutive seasons in NFL history.
- ✗ Jackson is the fastest QB in league history (35 games) to reach 5,000 passing yards & 2,000 rushing yards.
- ✗ Jackson (10) owns the most “double-triples” (at least 100 rushing & 100 passing yards in a game) in league history.
- ✗ Jackson has produced 10 career regular season games with at least 100 rushing yards, tying (Michael Vick) for the most by a QB in NFL history.

MOST REGULAR SEASON WINS BY A STARTING QB (SINCE WEEK 11 OF 2018 / JACKSON'S FIRST NFL START)

Rk.	Quarterback (Team)	Record
1.	Aaron Rodgers (GB)	41-14
2.	Tom Brady (NE/TB)	40-15
	Patrick Mahomes (KC)	40-12
4.	Lamar Jackson (Bal.)	37-12
	Josh Allen (Buf.)	37-18

DUAL THREAT DYNAMO

GAMES W/ 200+ PASS YARDS
& 100+ RUSH YARDS
[NFL HISTORY]

1. Lamar Jackson (Bal.) 5
2. Josh Allen (Buf.) 3
- Cam Newton (Car./NE) 3
- Russell Wilson (Sea./Den.) . . . 3

GAMES W/ 3+ PASS TDs
& 75+ RUSH YARDS
[NFL HISTORY]

1. Lamar Jackson (Bal.) 6
2. Cam Newton (Car./NE) 5
3. Tobin Rote (GB/Det./SD/Den.) . . 3
4. Four Players 2

2019 UNANIMOUS MVP

- ✗ In 2019, Jackson became the only QB in NFL history to produce at least 3,000 passing yards and 1,000 rushing yards in a season. (He had 3,127 passing & 1,206 rushing.)
- ✗ Jackson was responsible for an NFL-best 43 total TDs (36 passing & 7 rushing) in 2019. His 36 TD passes led the NFL and are the most in franchise single-season history.
- ✗ Jackson rushed for 1,206 yards in 2019, marking the most by a quarterback in NFL single-season history.
- ✗ Jackson produced the NFL single-season record for most 100-yard rushing games (5 in 2019) by a quarterback.
- ✗ Jackson (36/7) also became the third QB in NFL history with at least 35 passing TDs & 7 rushing TDs. Steve Young (1994), Cam Newton (2015) and Josh Allen (2020) have also accomplished this feat.
- ✗ In his final eight games of 2019 (he sat out Week 17), Jackson threw 25 TDs and 1 INT, completing 69.4% of his passes for 1,477 yards and a 130.3 rating. He tallied 630 rushing yards & 4 rush TDs.
- ✗ Jackson threw at least 4 TDs in an NFL-best four games in 2019. He also threw at least 3 TDs in an NFL-best eight games.
- ✗ In 2019's Week 15 win vs. NYJ, Jackson rushed for at least 85 yards while throwing for 5 TDs for the second time in his career. (He also did this on 11/25/19 at LAR.) Cam Newton is the only other player in NFL history to accomplish the 85 rushing yards/5 passing TDs feat in a game, doing so in 2015.
- ✗ Jackson posted two perfect passer ratings in 2019 (at Cin. & Mia.), making him one of two QBs in NFL history (Ben Roethlisberger, 2007) to attain the 158.3 mark twice in a season.
- ✗ In Weeks 11 (vs. Hou.) and 12 (at LAR) of 2019, Jackson became the first NFL player ever to throw at least 4 passing TDs and have at least 50 rush yards in back-to-back games.
- ✗ In 2019's Week 6 victory over Cincinnati, Jackson became the first player ever to pass for 200 yards (236) and rush for 150 yards (152) in a regular season game. (Colin Kaepernick also accomplished this feat in a 2013 playoff game.)
- ✗ In the 2019 Divisional Playoff vs. Tennessee, Jackson became the first player in NFL history with at least 350 passing yards (365) and 100 rushing yards (143) in any game.

PLAYER NOTES - JACKSON

In 2021's Week 3 win at Detroit, QB Lamar Jackson tied Patrick Mahomes and Hall of Famers Dan Marino and Kurt Warner for the most victories (32) in a QB's first 40 regular season starts. (Jackson is now 37-12 as a starter.)

BEST RECORD BY A QB IN HIS FIRST 40 NFL STARTS [SINCE 1970 MERGER]

Rk. Quarterback	Record
1. Lamar Jackson.....	32-8
Patrick Mahomes.....	32-8
Dan Marino.....	32-8
Kurt Warner.....	32-8

PASSING TOUCHDOWNS

RAVENS SINGLE-GAME HISTORY

QB/Date/Opponent	TDs
Lamar Jackson, 12/12/19 vs. NYJ.	5
Lamar Jackson, 11/25/19 at LAR.....	5
Lamar Jackson, 9/8/19 at Mia.....	5
Joe Flacco, 10/12/14 at TB.....	5
Tony Banks, 9/10/00 vs. Jax.....	5

COMPLETION PERCENTAGE

RAVENS SINGLE-GAME HISTORY

QB/Date/Opponent	Pct.
Lamar Jackson, 11/10/19 at Cin.	88.2
Lamar Jackson, 10/11/21 vs. Ind.	86.0
Lamar Jackson, 9/8/19 at Mia.....	85.0
Lamar Jackson, 11/8/20 at Ind.	82.6

PASSER RATING

RAVENS SINGLE-GAME HISTORY

QB/Date/Opponent	Rate
Lamar Jackson, 11/10/19 at Cin.	158.3
Lamar Jackson, 9/8/19 at Mia.....	158.3
Lamar Jackson, 9/13/20 vs. Cle.	152.1
Joe Flacco, 10/12/14 at TB.....	149.7

Jackson is the youngest QB in NFL history to produce a perfect passer rating. Incredibly, he's done it twice.

CONSECUTIVE PASSES, NO INTs

RAVENS SINGLE-GAME HISTORY

QB/Dates	Passes
Lamar Jackson, 11/25/18 -- 9/29/19	248
Lamar Jackson, 10/6/19 -- 12/8/19.....	181
Joe Flacco, 9/25/16 -- 10/23/16.....	176

With 107 rushing yards in 2021's Week 2 game vs. KC, Lamar Jackson eclipsed 3,000 rushing yards in his 48th career game, becoming the fastest QB in NFL history to reach that milestone. (Mike Vick, 61, is second fastest.)

PASSING TOUCHDOWNS

RAVENS SINGLE-SEASON HISTORY

Rk. Quarterback (Year)	TDs
1. Lamar Jackson (2019).....	36
2. Vinny Testaverde (1996).....	33
3. Joe Flacco (2014).....	27
4. Lamar Jackson (2020).....	26
5. Joe Flacco (2010).....	25

PASSER RATING

RAVENS SINGLE-SEASON HISTORY

Rk. Quarterback (Year)	Rate
1. Lamar Jackson (2019).....	113.3
2. Lamar Jackson (2020).....	99.3
3. Joe Flacco (2010).....	93.6
4. Joe Flacco (2014).....	91.0
5. Joe Flacco (2009).....	88.9

TD PASS PERCENTAGE

RAVENS SINGLE-SEASON HISTORY

Rk. Quarterback (Year)	TD%
1. Lamar Jackson (2019).....	9.0
2. Lamar Jackson (2020).....	6.9
3. Vinny Testaverde (1996).....	6.0
4. Tony Banks (1999).....	5.3
Trent Dilfer (2000).....	5.3

JACKSON NUMBER TO NOTE

33

Passing yards Lamar Jackson needs to reach the 10,000-yard mark for his career. Jackson, who enters his fifth NFL season, can become just the eighth quarterback in league history to record at least 10,000 passing yards and 3,500 rushing yards *in a career*.

QUARTERBACKS W/ 10,000 PASSING YARDS & 3,500 RUSHING YARDS / NFL HISTORY

Quarterback	Games	Pass	Rush
Randall Cunningham	162	29,979	4,928
Steve McNair	161	31,304	3,590
Cam Newton	148	32,382	5,628
Fran Tarkenton	246	47,003	3,674
Michael Vick	143	22,464	6,109
Russell Wilson	158	37,059	4,689
Steve Young	169	33,124	4,239

Lamar Jackson* 58 9,967 3,673

* needs 33 passing yards to reach 10K

PLAYER NOTES - JACKSON

100-YARD REGULAR SEASON RUSHING GAMES [QB's / SINGLE-SEASON NFL HISTORY]

1. Lamar Jackson (2019) 5
2. Russell Wilson (2014)..... 3
Michael Vick (2006) 3
Michael Vick (2004) 3

CAREER 100-YARD REGULAR SEASON RUSHING GAMES [QB's / NFL HISTORY]

1. Lamar Jackson 10
Michael Vick 10
3. Russell Wilson 4
4. J. Allen, R. Cunningham, B. Douglass 3
D. McNabb, C. Newton & T. Rote 3

CAREER GAMES W/ 5 TD PASSES & 85+ RUSHING YARDS [NFL HISTORY]

1. Lamar Jackson 2
2. Cam Newton 1

Newton's "5/85" game came during his 2015 NFL MVP campaign, just as Jackson's were in 2019.

GAMES WITH 5 TD PASSES [NFL SINGLE-SEASON HISTORY]

1. Peyton Manning (2004)* 4
2. Lamar Jackson (2019)* 3
Cam Newton (2015)* 3
Drew Brees (2011) 3
Tom Brady (2007)* 3
Daunte Culpepper (2004) 3

*Won NFL MVP

MOST GAMES WITH 4+ TD PASSES [2019 SEASON]

1. Lamar Jackson (Bal.) 4
2. Jimmy Garoppolo (SF) 3
Daniel Jones (NYG) 3
Jameis Winston (TB) 3

MOST GAMES WITH 3+ TD PASSES [2019 SEASON]

1. Lamar Jackson (Bal.) 8
2. Drew Brees (NO) 7
3. Dak Prescott (Dal.) 6
4. Patrick Mahomes (KC) 5
Matthew Stafford (Det.) 5
Deshaun Watson (Hou.) 5
Jameis Winston (TB) 5

TOTAL TOUCHDOWNS [2019 SEASON]

1. Lamar Jackson (Bal.) 43
2. Russell Wilson (Sea.) 34
Jameis Winston (TB) 34

PASSING TOUCHDOWNS [2019 SEASON]

1. Lamar Jackson (Bal.) 36
2. Jameis Winston (TB) 33
3. Russell Wilson (Sea.) 31

NFL PASSER RATING [2019 SEASON]

1. Ryan Tannehill (Ten.) 117.5
2. Drew Brees (NO) 116.3
3. Lamar Jackson (Bal.) 113.3

MOST RUSHING YARDS [QUARTERBACKS / SINGLE-SEASON HISTORY]

1. Lamar Jackson (2019) 1,206
2. Michael Vick (2006) 1,039
3. Lamar Jackson (2020) 1,005
4. Bobby Douglass (1972) 968
5. Randall Cunningham (1990) 942

MOST GAMES WITH 2+ PASSING TDs AND 50+ RUSHING YARDS [SINCE 1970 MERGER]

- ENTIRE CAREER -


Rk.	Player	2+/50+ GAMES	GP/GS
1.	Cam Newton	23	148/144
2.	Randall Cunningham	20	161/135
	Michael Vick	20	143/115
4.	Steve Young	19	169/143
5.	Lamar Jackson	16	58/49
	Russell Wilson	16	158/158

- FIRST FOUR SEASONS -

Rk.	Player	2+/50+ GAMES
1.	Lamar Jackson (Bal.)	16
2.	Cam Newton (Car.)	13
3.	Josh Allen (Buf.)	10
4.	Russell Wilson (Sea.)	8
5.	Randall Cunningham (Phi.)	7
	Kyler Murray (Ari.)	7
7.	Michael Vick (Atl.)	6



PLAYER NOTES - ANDREWS



MARK ANDREWS
#89 | TIGHT END

26
TD GRABS SINCE 2019, MARKING THE MOST AMONG NFL TEs

2X
PRO BOWLER

6
MULTI-TD GAMES SINCE 2019, RANKING NO. 1 AMONG NFL TEs

1X
ALL-PRO

20
RED ZONE TD GRABS SINCE 2019, MARKING THE MOST AMONG NFL TEs

NFL TIGHT END RECEIVING LEADERS

RECEIVING YARDS

2021	SINCE 2019
1. Mark Andrews (Bal.).....1,361	1. Travis Kelce (KC)..... 3,770
2. Travis Kelce (KC)..... 1,125	2. Darren Waller (LV) 3,006
3. Kyle Pitts (Atl.).....1,026	3. Mark Andrews (Bal.).....2,914
4. George Kittle (SF) 910	4. George Kittle (SF) 2,597
5. Dallas Goedert (Phi.)..... 830	5. Mike Gesicki (Mia.) 2,053

RECEPTIONS

2021	SINCE 2019
1. Mark Andrews (Bal.).....107	1. Travis Kelce (KC)..... 294
2. Travis Kelce (KC)..... 92	2. Darren Waller (LV) 252
3. Dalton Schultz (Dal.) 78	3. Mark Andrews (Bal.).....229
4. Zach Ertz (Ari.).....74	4. George Kittle (SF) 204
5. Mike Gesicki (Mia.) 73	5. Zach Ertz (Phi./Ari.)198

RECEIVING TOUCHDOWNS

2021	SINCE 2019
1. Mark Andrews (Bal.)..... 9	1. Mark Andrews (Bal.)..... 26
Hunter Henry (NE)..... 9	2. Travis Kelce (KC)..... 25
Travis Kelce (KC)..... 9	3. Jared Cook (NO/LAC) 20
Dawson Knox (Buf.)..... 9	4. Hunter Henry (LAC/NE)..... 18
5. Dalton Schultz (Dal.)..... 8	5. Four Tight Ends14

FIRST DOWN RECEPTIONS

2021	SINCE 2019
1. Mark Andrews (Bal.)..... 75	1. Travis Kelce (KC)..... 208
2. Travis Kelce (KC)..... 63	2. Mark Andrews (Bal.).....156
3. Pitts (Atl.) / Schultz (Dal.) 43	3. Darren Waller (LV)153
5. Goedert (Phi.) / Kittle (SF) 42	4. George Kittle (SF)127
7. Zach Ertz (Ari.)..... 40	5. Zach Ertz (Phi./Ari.)106

TOP 3 ON RAVENS SINGLE-SEASON CHARTS

En route to his second-career Pro Bowl nod, in 2021, TE Mark Andrews produced single-season franchise records in catches (107) and receiving yards (1,361), adding 9 TDs.

RAVENS' SINGLE-SEASON CHARTS

MOST RECEPTIONS

Rk.	Player (Year)	Receptions
1.	Mark Andrews (2021)	107
2.	Derrick Mason (2007)	103
3.	Marquise Brown (2021)	91

MOST RECEIVING YARDS

Rk.	Player (Year)	Receiving Yards
1.	Mark Andrews (2021)	1,361
2.	Michael Jackson (1996)	1,201
3.	Torrey Smith (2013)	1,128

MOST RECEIVING TDs

Rk.	Player (Year)	Receiving TDs
1.	Michael Jackson (1996)	14
2.	Torrey Smith (2014)	11
3.	Mark Andrews (2019)	10

ANDREWS HAS EYES FOR THE END ZONE

NFL RECEIVING TOUCHDOWNS / SINCE 2019

Rk.	Player (Team)	Receiving TDs
1.	Mike Evans (TB)	35
2.	Davante Adams (LV)	34
3.	Tyreek Hill (Mia.)	31
4.	Adam Thielen (Min.)	30
5.	Cooper Kupp (LAR)	29
	DK Metcalf (Sea.)	29
7.	Mark Andrews (Bal.)	26
	Tyler Lockett (Sea.)	26
9.	Travis Kelce (KC)	25
10.	A.J. Brown (Phi.)	24
	Stefon Diggs (Buf.)	24

ANDREWS' MONSTER 2021 SEASON

En route to his second-career Pro Bowl nod, in 2021, Andrews:

- Played in all 17 games (nine starts), totaling single-season franchise records in both receptions (107) and receiving yards (1,361), while also producing 9 TDs.
- Led NFL tight ends in all major receiving categories, including yards (1,361), receptions (107), TDs (9 – tied), first downs (75), 20-plus-yard catches (20) and contested catches (18).
- Notched his third-straight season (2019-21) with at least 700 receiving yards and 7 receiving TDs, marking the longest streak reaching those figures in Ravens history. It's also the longest active streak by an NFL tight end.
- Posted at least receiving 100 yards in a Ravens' single-season record five contests.

PLAYER NOTES - ANDREWS

ANDREWS' HISTORIC 2021

TE Mark Andrews produced new single-season franchise records for receptions (107) and receiving yards (1,361). His 1,361 receiving yards also rank third most by a TE in league history and were sixth overall in the NFL during 2021.

MOST RECEIVING YARDS BY A TIGHT END SINGLE-SEASON NFL HISTORY

Rk.	Tight End (Year)	Rec.	Yards	Avg.	TDs
1.	Travis Kelce (2020)	105	1,416	13.5	11
2.	George Kittle (2018)	88	1,377	15.6	5
3.	Mark Andrews (2021)	107	1,361	12.7	9
4.	Travis Kelce (2018)	103	1,336	13.0	10
5.	Rob Gronkowski (2011)	90	1,327	14.7	17

MOST RECEIVING YARDS OVERALL / 2021 SEASON

Rk.	Player	Rec.	Yards	Avg.	TDs
1.	Cooper Kupp (LAR)	145	1,947	13.4	16
2.	Justin Jefferson (Min.)	108	1,616	15.0	10
3.	Davante Adams (GB)	123	1,553	12.6	11
4.	Ja'Marr Chase (Cin.)	81	1,455	18.0	13
5.	Deebo Samuel (SF)	77	1,405	18.2	6
6.	Mark Andrews (Bal.)	107	1,361	12.7	9
7.	Tyreek Hill (KC)	111	1,239	11.2	9
8.	Stefon Diggs (Buf.)	103	1,225	11.9	10

KEEPING IT 100

• In 2021, TE Mark Andrews registered the most 100-yard receiving outings (five) in Ravens single-season history. His seven career performances reaching the century mark rank tied for third all time in Ravens franchise history.

• Andrews' five 100-yard outings in 2021 were the most among NFL tight ends and tied for the fourth most among all players.

100-YARD RECEIVING GAMES IN RAVENS HISTORY

SINGLE SEASON

Rk.	Player (Year)	Games
1.	Mark Andrews (2021)	5
2.	Steve Smith Sr. (2014)	4
	Michael Jackson (1996)	4
	Mark Clayton (2006)	4

ALL TIME

Rk.	Player	Games
1.	Mark Clayton	9
2.	Steve Smith Sr.	8
3.	Mark Andrews	7
	Derrick Mason	7

MOST 100-YARD RECEIVING GAMES OVERALL / 2021

Rk.	Player (Team)	100-Yard Games
1.	Cooper Kupp (LAR)	11
2.	Davante Adams (GB)	8
3.	Justin Jefferson (Min.)	7
4.	Mark Andrews (Bal.)	5
	Chris Godwin (TB)	5
	Tyler Lockett (Sea.)	5
	Deebo Samuel (SF)	5
	Ja'Marr Chase (Cin.)	5

ON THE CUSP OF 30 IN FIVE

TE Mark Andrews needs one receiving TD to register 30 for his career and join Mike Ditka (32), Antonio Gates (43), Tony Gonzalez (30), Jimmy Graham (51), Rob Gronkowski (54) and Kellen Winslow (35) as one of seven TEs in NFL history to reach that mark in the first five seasons of a career.



ROB GRONKOWSKI
54



JIMMY GRAHAM
51



ANTONIO GATES
43



KELLEN WINSLOW SR.
35



MIKE DITKA
32



TONY GONZALEZ
30

29 CAREER RECEIVING TDs



Home	17	2018	3	vs. AFC	22
Away	12	2019	10	vs. NFC	7
1st Qtr.	6	2020	7	vs. AFC North ..	12
2nd Qtr.	9	2021	9	vs. Blitz	14
3rd Qtr.	6	Primetime	7	From Slot	16
4th Qtr.	8	Team Win	20	Shotgun	21
OT	0	Red Zone	22	20+ Yards	7

LET THE RECORDS SHOW

RAVENS RECORDS / TOP 10 RECEIVING YARDS / ALL TIME

Rk.	Player (Seasons)	Rec.	Yards	Avg.	TDs
1.	Derrick Mason (2005-10)	471	5,777	12.3	29
2.	Todd Heap (2001-10)	467	5,492	11.8	41
3.	Torrey Smith (2011-14)	213	3,591	16.9	30
4.	Mark Andrews (2018-21)	263	3,466	13.2	29
5.	Mark Clayton (2005-09)	234	3,116	13.3	12
6.	Ray Rice (2008-13)	369	3,034	8.2	6
7.	Qadry Ismail (1999-2001)	191	2,819	14.8	18
8.	Travis Taylor (2000-04)	204	2,758	13.5	15
9.	Anquan Boldin (2010-12)	186	2,645	14.2	14
10.	Michael Jackson (1996-98)	183	2,596	14.2	18

TE Mark Andrews already ranks in the Top 5 all time in each of Baltimore's major receiving categories over the course of a Ravens career.

RECEPTIONS

1. Derrick Mason ...	471
2. Todd Heap	467
3. Ray Rice	369
4. Mark Andrews ..	263

YARDS

1. Derrick Mason .	5,777
2. Todd Heap ...	5,492
3. Torrey Smith ...	3,591
4. Mark Andrews .	3,466

TDs

1. Todd Heap	41
2. Torrey Smith	30
3. Mark Andrews ...	29
Derrick Mason ...	29

PLAYER NOTES – DUVERNAY & BATEMAN



DEVIN DUVERNAY
#13 | WR / RETURN SPECIALIST

1X ALL-PRO **1X** PRO BOWLER

“I’m definitely getting more comfortable, and I’m able to catch the ball and just get my eyes down quickly to see what’s in front of me. I just try to carve out a lane in my brain and just hit it.”

– WR/RS Devin Duvernay on his KOR and PR prowess

NFL’S NO. 1 PUNT RETURNER

In 2021, WR/RS Devin Duvernay produced a 13.9 PR average, ranking No. 1 in the NFL. His 360 PR yards ranked No. 2 in the NFL.

Rk.	Player (Team)	PRs	Yards	Avg.	Long	SFP	TDs
1.	Devin Duvernay (Bal.)	26	360	13.9	42	-33.8	0
2.	Jakeem Grant (Chi.)	26	309	11.9	97t	-29.7	1
	Gunner Olszewski (NE)	26	309	11.9	27	-37.1	0
4.	Hunter Renfrow (LV)	31	303	9.8	41	-29.5	0
5.	Chester Rogers (Ten.)	30	293	9.8	55	-31.1	0

SFP = team’s average starting field position following a return:
SFP does not include touchbacks and fair catches.

20+ YARD PUNT RETURNS

In 2021, WR/RS Devin Duvernay led all NFL players with six punt returns gaining 20+ yards.



PUNT RETURNS OF 20+ YARDS / 2021 SEASON

Rk.	Player (Team)	20+ Yard PRs
1.	Devin Duvernay (Bal.)	6
2.	Jakeem Grant (Chi.)	4
	Gunner Olszewski (NE)	4
4.	Demetric Felton (Cle.)	3
	Mecole Hardman (KC)	3
	Jalen Reagor (Phi.)	3
	Hunter Renfrow (LV)	3

DID YOU KNOW?

• In 2021, Duvernay finished as the NFL’s only returner to rank in the Top 10 in both PR average (13.85 – first) and KOR average (24.14 – seventh), en route to earning his first-career Pro Bowl nod and first-team All-Pro honors.

• With a 93-yard KOR-TD vs. KC (9/28/20), Duvernay became the fifth Ravens rookie and the youngest Raven (23 years, 16 days) in franchise history to record a KOR-TD.

TOP OF HIS CLASS SINCE HIS DEBUT

SINCE BATEMAN’S DEBUT / WEEK 6 OF 2021

RECEPTIONS / 2021 ROOKIES

Rk.	Player (Team)	Rec.
1.	Jaylen Waddle (Mia.)	77
2.	Amon-Ra St. Brown (Det.)	71
3.	Ja’Marr Chase (Cin.)	58
4.	Pat Freiermuth (Pit.)	49
5.	Rashod Bateman (Bal.)	46
	Najee Harris (Pit.)	46
7.	Kyle Pitts (Atl.)	44
8.	DeVonta Smith (Phi.)	39

RECEIVING YARDS / 2021 ROOKIES


Rk.	Player (Team)	Yards
1.	Ja’Marr Chase (Cin.)	999
2.	Jaylen Waddle (Mia.)	784
3.	Amon-Ra St. Brown (Det.)	734
4.	Kyle Pitts (Atl.)	718
5.	DeVonta Smith (Phi.)	602
6.	Rashod Bateman (Bal.)	515
7.	Elijah Moore (NYJ)	472

FIRST-DOWN CATCHES / 2021 ROOKIES

Rk.	Player (Team)	1st Downs
1.	Jaylen Waddle (Mia.)	48
2.	Ja’Marr Chase (Cin.)	40
3.	Amon-Ra St. Brown (Det.)	38
4.	Rashod Bateman (Bal.)	29
5.	Kyle Pitts (Atl.)	28
	DeVonta Smith (Phi.)	28

OFF TO A STRONG START

• WR Rashod Bateman posted a 42.9 receiving ypg average in 2021, ranking second on the Ravens’ all-time rookie chart, trailing only Torrey Smith’s 52.6 ypg average in 2011.



RASHOD BATEMAN
#7 | WIDE RECEIVER

“He’s just put his head down and gone to work. I’ve seen him mature, as far as being a second-year guy in the system, understanding conversions and things of that nature. With a year under his belt, that’s where I’ve seen him grow up and mature going into this upcoming season.”

– WRs Coach Tee Martin on Rashod Bateman

PLAYER NOTES - DOBBINS



J.K. DOBBINS
#27 | RUNNING BACK

Missed entire 2021 season (knee)

**YARDS-PER-CARRY AVERAGE
ALL-TIME ROOKIE RBs
(SINCE 1970 MERGER)**

Alvin Kamara ('17)	6.07
J.K. Dobbins ('20)	6.01
Maurice Jones-Drew ('06)	5.67
Thomas Rawls ('15)	5.65
Adrian Peterson ('07)	5.63

RAVENS ROOKIE RECORD

RB J.K. Dobbins scored 9 total TDs in 2020, marking a new Ravens franchise rookie record.

TOTAL TDs / ALL-TIME RAVENS ROOKIES

Rk.	Player (Year)	TDs
1.	J.K. Dobbins (2020)	9
2.	Marquise Brown (2019)	7
	Marlon Brown (2013)	7
	Torrey Smith (2011)	7

LEADING THE LEAGUE IN 2020

In 2020, RB J.K. Dobbins led all NFL running backs in yards-per-carry average (6.01).

YARDS PER CARRY / NFL RBs IN 2020

Rk.	Player (Year)	YPC
1.	J.K. Dobbins (Bal.)	6.01
2.	Nick Chubb (Cle.)	5.62
3.	Aaron Jones (GB)	5.49
4.	Derrick Henry (Ten.)	5.36

QUICK HITS

- In 2020, RB J.K. Dobbins (805), QB Lamar Jackson (1,005) and RB Gus Edwards (723) each surpassed 700 rushing yards. In doing so, the 2020 Ravens joined the 2019 Ravens and 2011 Panthers as the only teams ever with three 700-yard rushers in an NFL season.
- Dobbins closed out the 2020 regular season with six consecutive performances of 50-plus rushing yards and a rushing TD, tying (Ryan Grant in 2007, Eric Dickerson in 1983 & Franco Harris in 1972) for the longest rookie streak of its kind since the 1970 NFL merger.
- Dobbins' 72-yard TD-scamper in the 38-3 win at Cin. (1/3/21) was the longest rushing TD by a Ravens' rookie and the then-longest rushing TD by an NFL rookie since 2018 (three players).

2020 ROOKIE CLASS RANKINGS

Among NFL rookies in 2020, RB J.K. Dobbins ranked No. 3 in both rushing yards (805) and rushing TDs (9), while he was No. 1 in yards-per-carry average (6.01).

RUSHING YARDS / NFL ROOKIE RBs / 2020

Rk.	Player (Team)	Yards
1.	Jonathan Taylor (Ind.)	1,169
2.	James Robinson (Jax.)	1,070
3.	J.K. Dobbins (Bal.)	805
4.	Clyde Edwards-Helaire (KC)	803
5.	Antonio Gibson (Was.)	795

RUSHING TDs / NFL ROOKIE RBs / 2020

Rk.	Player (Team)	TDs
1.	Jonathan Taylor (Ind.)	11
	Antonio Gibson (Was.)	11
3.	J.K. Dobbins (Bal.)	9
4.	D'Andre Swift (Det.)	8
5.	James Robinson (Jax.)	7

RUSHING YPC AVERAGE / NFL ROOKIE RBs / 2020 (MIN. 100 RUSHES)

Rk.	Player (Team)	YPC
1.	J.K. Dobbins (Bal.)	6.01
2.	Jonathan Taylor (Ind.)	5.04
3.	Antonio Gibson (Was.)	4.68
4.	D'Andre Swift (Det.)	4.57
5.	James Robinson (Jax.)	4.46

J.K.'S HISTORICAL 2020

In 2020, RB J.K. Dobbins became the first rookie and one of six running backs in NFL history to produce at least 800 rushing yards, 9 rushing TDs and 6.0 yards per carry in a season. The other five running backs are Adrian Peterson (2012), Barry Sanders (1997), Mercury Morris (1973), O.J. Simpson (1973) and Jim Brown (1963).



2020

J.K. DOBBINS



2012

ADRIAN PETERSON



1997

BARRY SANDERS



1973

MERCURY MORRIS



1973

O.J. SIMPSON



1963

JIM BROWN

PLAYER NOTES - ZEITLER & MOSES



KEVIN ZEITLER

#70 | GUARD

MOST OFFENSIVE SNAPS LOGGED (2021 SEASON)

G Kevin Zeitler (Bal.)	1,223
T Alejandro Villanueva (Bal.)	1,207
C Tyler Biadasz (Dal.)	1,205
T Trey Smith (KC)	1,195
QB Justin Herbert (LAC)	1,191

RESEARCH VIA STATS PASS

DURABILITY ON DISPLAY

In 2021, G Kevin Zeitler was one of the NFL's most durable cogs along an O-line. Zeitler logged the second-most overall snaps (offense and defense) in the league last season.

MOST SNAPS PLAYED (OFF. & DEF.) / 2021 NFL PLAYERS

Rk.	Player (Team)	Snaps
1.	S Quandre Siggs (Sea.)	1,228
2.	G Kevin Zeitler (Bal.)	1,223
3.	CB Xavier Woods (Min.)	1,208
4.	T Alejandro Villanueva (Bal.)	1,207
5.	C Tyler Biadasz (Dal.)	1,205

HARDLY ANY FLAGS THROWN ON ZEIT

According to TruMedia statistics, G Kevin Zeitler has been one of the least-penalized O-linemen since entering the league in 2012. Zeitler has only been called for offensive holding 16 times in the last 10 seasons. That's tied for the second-fewest mark among active players during that span.

HOLDING CALLS SINCE 2012 / ACTIVE NFL O-LINEMEN

Rk.	Player (Teams)	Holding Penalties
1.	C Rodney Hudson (KC/Oak./Ari.)	9
2.	G Kevin Zeitler (Cin./Cle./NYG/Bal.)	16
	T Riley Reiff (Det./Min./Cin.)	16
4.	C Ben Jones (Hou./Ten.)	20
5.	T Kelvin Beachum (Pit./Jax./NYJ/Ari.)	21

THE BEST ABILITY IS AVAILABILITY

Since he entered the league in 2012, G Kevin Zeitler's 10,110 snaps are fifth-most amongst active players and most by a non-QB.

MOST SNAPS SINCE 2012 / ACTIVE NFL PLAYERS

Rk.	Player (Teams)	Snaps (Games)
1.	QB Tom Brady (NE/TB)	10,905 (157)
2.	QB Matt Ryan (Atl./Ind.)	10,609 (160)
3.	QB Russell Wilson (Sea./Den.)	10,153 (158)
4.	QB Matthew Stafford (Det./LAR)	10,152 (153)
5.	G Kevin Zeitler (Cin./Cle./NYG/Bal.)	10,110 (152)

DISCIPLINE AT ITS FINEST

According to TruMedia statistics, within a two-year span (2020-21), T Morgan Moses is one of only six NFL offensive tackles who's been called for fewer than four holding penalties and fewer than four false starts (min. 2,000 snaps).



CINCINNATI

ALEX CAPPA
0 HOLDING
2 FALSE STARTS



MINNESOTA

JESSE DAVIS
2 HOLDING
3 FALSE STARTS



CAROLINA

TAYLOR MOTON
2 HOLDING
3 FALSE STARTS



LA RAMS

ROB HAVENSTEIN
3 HOLDING
2 FALSE STARTS



BALTIMORE

MORGAN MOSES
2 HOLDING
4 FALSE STARTS



TAMPA BAY

TRISTAN WIRFS
2 HOLDING
4 FALSE STARTS

"Any time you've got No. 8, and you get the chance to run downfield and get on ESPN, I think you should. But it's just having a guy back there that's so explosive, where he can throw the ball, he can run the ball, it keeps the defense on their heels. So, it's a great opportunity to be able to be on the team and block for a guy like that."

- T Morgan Moses on blocking for QB Lamar Jackson



MOSES QUICK HITS

- T Morgan Moses' 113 consecutive games played streak is tied for third-longest amongst active offensive linemen (Jake Matthews, 127; Jason Kelce, 122; Charles Leno Jr., 113).




MORGAN MOSES

#78 | TACKLE

"He's always been a player that we've admired. When I think of Morgan, the thoughts that I have [are] big, tough, very smart, and also very durable. He's a versatile guy who can play different spots. We're excited to bring him here."

- EVP & GM Eric DeCosta on T Morgan Moses

PLAYER NOTES - CAMPBELL



CALAIS CAMPBELL
#93 | DEFENSIVE END

1X FIRST-TEAM ALL-PRO
3X SECOND-TEAM ALL-PRO
6X PRO BOWLER

2017 PFWA NFL DEFENSIVE PLAYER OF THE YEAR
2019 NFL WALTER PAYTON MAN OF THE YEAR

DURABILITY ON DISPLAY

DE Calais Campbell has played in 213 games, with 194 starts. He ranks first in both categories among active D-linemen.

MOST GAMES PLAYED / ACTIVE NFL DEFENSIVE LINEMEN

Rk.	Player (Teams)	GP (GS)
1.	Calais Campbell (Ari./Jax./Bal.)	213 (194)
2.	Ndamukong Suh (Det./Mia./LAR/TB)	191 (191)
3.	Jerry Hughes (Ind./Buf.)	184 (134)
4.	Carlos Dunlap (Cin./Sea./KC)	180 (123)

SACK ATTACK

MOST MULTI-SACK GAMES SINCE 2016 / ACTIVE DEFENDERS

Rk.	Player (Team)	Games
1.	Aaron Donald (LAR)	21
2.	T.J. Watt (Pit.)	20
3.	Cameron Jordan (NO)	17
4.	Chandler Jones (LV)	16
5.	Myles Garrett (Cle.)	14
	Yannick Ngakoue (Ind.)	14
7.	Calais Campbell (Bal.)	12
	Joey Bosa (LAC)	12
	Chris Jones (KC)	12
	Von Miller (Buf.)	12
11.	Denico Autry (Ten.)	11
	Leonard Floyd (LAR)	11
	Khalil Mack (LAC)	11
	Jason Pierre-Paul (FA)	11

CALAIS QUICK HITS

- DE Calais Campbell is the only active NFL defender to record 200 career games played, entering 2022.
- Campbell is one of five active D-linemen with more than 50 career PD (Carlos Dunlap, 69; J.J. Watt, 63; Jason Pierre-Paul (FA), 61; Cameron Jordan, 56; Calais Campbell, 55).

ACTIVE SACKS LEADERS

DE Calais Campbell's 93.5 career sacks rank ninth most among active NFL defenders.

MOST SACKS / ACTIVE NFL DEFENDERS

Rk.	Player (Team)	Sacks
1.	Von Miller (Buf.)	115.5
2.	Chandler Jones (LV)	107.5
3.	Cameron Jordan (NO)	107.0
4.	Justin Houston (Bal.)	102.0
	J.J. Watt (Ari.)	102.0
6.	Robert Quinn (Chi.)	101.0
7.	Aaron Donald (LAR)	98.0
8.	Carlos Dunlap (KC)	96.0
9.	Calais Campbell (Bal.)	93.5
10.	Khalil Mack (LAC)	76.5

FOUR-SACK SEASONS

DE Calais Campbell posted at least 4 sacks in 12 consecutive seasons (2009-20), tying for the NFL's longest streak of consecutive 4-plus sack seasons among active players.

CONSECUTIVE SEASONS WITH AT LEAST 4.0 SACKS [ACTIVE PLAYERS]

Rk.	Player (Team)	Seasons
1.	Calais Campbell (Bal.)	12 (2009-20)
	Carlos Dunlap (KC)	12 (2010-21)
3.	Justin Houston (Bal.)	11 (2011-21)
	Everson Griffen (FA)	11 (2011-21)

PICTURE THIS

DE Calais Campbell is one of four NFL defenders since 2000 to register at least 700 tackles and 85 sacks.

SINCE 2000 / PLAYERS WITH AT LEAST 700 TACKLES & 85 SACKS



Calais Campbell
764 / 93.5

Julius Peppers
718 / 158.5



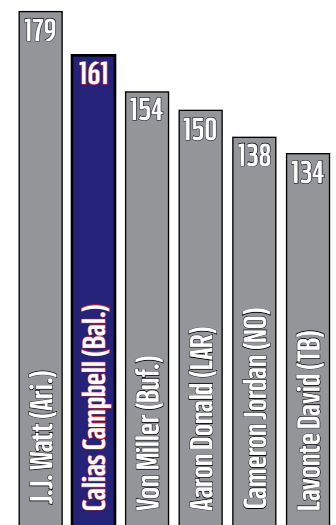
Justin Smith
879 / 87

Terrell Suggs
886 / 139



Since being drafted in 2008, DE Calais Campbell's 161 tackles for loss rank second in the NFL, trailing only Arizona DE J.J. Watt's 179 TFL during that span.

MOST TACKLES FOR LOSS / ACTIVE NFL DEFENDERS



PLAYER NOTES - PETERS






MARCUS PETERS
#24 | CORNERBACK

Missed entire 2021 season (knee)

- 2X FIRST-TEAM ALL-PRO
- 2X SECOND-TEAM ALL-PRO
- 3X PRO BOWLER
- 31 CAREER INTS (NFL-HIGH SINCE 2015)
- 39 CAREER TAKEAWAYS (NFL-HIGH SINCE 2015)

FIRST LINE OF PASS DEFENSE

Since being drafted in 2015, CB Marcus Peters' 86 PD rank as the NFL's fourth most among active defenders.

	Darius Slay	97
	Ronald Darby	87
	Marcus Peters	86
	Stephon Gilmore	84

FAST FACTS

- CB Marcus Peters was the only NFL defender in 2020 to have at least 4 INTs and 4 FFs. He also tallied 2 FRs.
- In 91 career games, CB Marcus Peters has registered 31 INTs, 10 FFs and 8 FRs. He's one of 11 players in NFL history to reach those marks and the only one to do so in his first six NFL seasons. (Peters did not play in 2021 due to a knee injury.)
- Peters' 6 INT-TDs tie Hall of Famer Deion Sanders for the second most by a player in his first six seasons since the 1970 merger. Only CB Janoris Jenkins (7) had more.
- Peters' 3 career postseason INTs are tied (Adrian Amos, Sean Murphy-Bunting & Duron Harmon) for the NFL's most since he entered the league in 2015.

NOSE FOR THE END ZONE

CB Marcus Peters' 7 career defensive TDs (6 INTs & 1 FR) rank as the NFL's most since he entered the league in 2015.

MOST DEFENSIVE TDs / SINCE 2015 / ACTIVE PLAYERS

Rk.	Player (Team)	D-TDs
1.	Marcus Peters (Bal.)	7
2.	Eddie Jackson (Chi.)	6
3.	Deion Jones (Atl.)	5
4.	Seven Players	4

PICK ARTIST

Since entering the league in 2015, three-time Pro Bowl CB Marcus Peters has registered NFL highs in INTs (31), INT-TDs (6) and INT return yards (814).

MOST INTERCEPTIONS / SINCE 2015 / ACTIVE PLAYERS

Rk.	Player (Team)	INTs
1.	Marcus Peters (Bal.)	31
2.	Xavien Howard (Mia.)	27
3.	J.C. Jackson (LAC)	25

MOST INT-TD RETURNS / SINCE 2015 / ACTIVE PLAYERS

Rk.	Player (Team)	INT-TDs
1.	Marcus Peters (Bal.)	6
2.	Deion Jones (Atl.)	5
3.	Daniel Sorensen (NO)	4

MOST INT RETURN YARDS / SINCE 2015 / ACTIVE PLAYERS

Rk.	Player (Team)	INT Yards
1.	Marcus Peters (Bal.)	814
2.	Deion Jones (Atl.)	379
3.	Justin Simmons (Den.)	352

TAKEAWAY MACHINE

Since entering the league in 2015, Peters' 39 takeaways stand as an NFL high, with 31 coming by way of INTs.

MOST TAKEAWAYS BY A DEFENDER / SINCE 2015

Rk.	Player (Team)	TA (INTs)
1.	Marcus Peters (Bal.)	39 (31)
2.	Xavien Howard (Mia.)	30 (27)
3.	J.C. Jackson (LAC)	27 (25)
	Tyrann Mathieu (NO)	27 (23)
5.	Kevin Byard (Ten.)	26 (23)
	Micah Hyde (Buf.)	26 (20)
	Jordan Poyer (Buf.)	26 (20)

"MARCUS IS ONE OF THESE PLAYERS WHO PROVIDES SUCH AN AUTHENTIC PERSPECTIVE ON WHAT THIS GAME'S ALL ABOUT. HE'S A RAVEN." – EVP & GM ERIC DECASTA



NFL INTERCEPTION LEADERS / SINCE 2015

MARCUS PETERS	XAVIEN HOWARD	J.C. JACKSON
31	27	25

PLAYER NOTES – HUMPHREY



MARLON HUMPHREY
#44 | CORNERBACK

2X PRO BOWLER

1X FIRST-TEAM ALL-PRO

**MOST FORCED FUMBLES
NFL DEFENDERS / 2020 SEASON**

Marlon Humphrey (Bal.)	8
Haason Reddick (Ari.)	6
11 Players Tied	4

PERFECTING THE PUNCH-OUT

CB Marlon Humphrey's 8 forced fumbles in 2020 were the second most by a DB in NFL history (records kept since 2000).

MOST FORCED FUMBLES / DEFENSIVE BACKS NFL SINGLE-SEASON HISTORY (RECORDS KEPT SINCE 2000)

Rk.	Player (Year)	FFs
1.	Charles Tillman (2012)	10
2.	Marlon Humphrey (2020)	8
	Chris Harris (2007)	8
4.	Josh Norman (2021)	7
5.	Oshiomogho Atogwe (2008)	6
	Brian Dawkins (2008)	6
	Roman Harper (2010)	6
	Charles Tillman (2009)	6

FRUIT PUNCH & JUICE MAN

Since CB Marlon Humphrey entered the league in 2017, he and teammate CB Marcus Peters are the only NFL defenders to produce at least 40 PD, 8 INTs, 8 FFs and 3 FRs.



STATS SINCE 2017

MARCUS PETERS				MARLON HUMPHREY			
PD	INTs	FFs	FRs	PD	INTs	FFs	FRs
40	17	8	5	64	9	12	3

*Peters spent the entire 2021 season on Injured Reserve, while Humphrey was placed on Injured Reserve for the last five games of the season.

BALTIMORE DEFENDERS SINCE 2019

INTERCEPTIONS / SINCE 2019

Rk.	Player	INTs
1.	Marcus Peters	7
2.	Marlon Humphrey	5
3.	Chuck Clark	4
4.	Anthony Averett/Tyus Bowser	3

PASSES DEFENSED / SINCE 2019

Rk.	Player	PD
1.	Marlon Humphrey	.38
2.	Chuck Clark	.25
3.	Anthony Averett	.20
4.	Marcus Peters	.19

FORCED FUMBLES / SINCE 2019

Rk.	Player	FFs
1.	Marlon Humphrey	11
2.	Chuck Clark	4
	Marcus Peters	4

MARLON MAKES PLAYS

- Baltimore has only lost one game (11-1) when Humphrey records a takeaway (Wk. 7, 2021 vs. Cin.)
- In 2020, CB Marlon Humphrey led the NFL with 8 FFs (also standing as a Ravens' single-season record), en route to his second Pro Bowl nod.
- In 2020, Humphrey was one of only two NFL defenders (Jason Pierre-Paul) to record at least 2 sacks (2.5), 4 FFs (8) and 6 PD (8). He also became the first DB to register at least 8 FFs and a sack in NFL single-season history (records kept since 2000).
- Humphrey's 11 defensive FFs from 2017-20 are tied with Oshiomogho Atogwe (2005-08) for the most by a defensive back in his first four seasons (since such records were tracked in 2000).
- Humphrey's 70-yard FR-TD vs. NE in Week 9 of the 2019 season is the longest FR return in Ravens franchise history.

MARLON THE MAGNET

Since entering the league in 2017, CB Marlon Humphrey's 64 PD are the sixth most among all NFL defensive backs.

NFL PASSES DEFENSED / DEFENSIVE BACKS / SINCE 2017

Rk.	Player (Team)	PD
1.	Marshon Lattimore (NO)	74
2.	James Bradberry (Phi.)	72
3.	Darius Slay (Phi.)	71
4.	Kyle Fuller (Bal.)	67
5.	Xavien Howard (Mia.)	65
6.	Marlon Humphrey (Bal.)	64
7.	Jalen Ramsey (LAR)	60
	Tre'Davious White (Buf.)	60
9.	Janoris Jenkins (FA)	58
10.	Two Players	55

PLAYER NOTES - HOUSTON



JUSTIN HOUSTON
#50 | OUTSIDE LINEBACKER

4X PRO BOWLER
1X FIRST-TEAM ALL-PRO
1X SECOND-TEAM ALL-PRO
102 CAREER SACKS
22 SACKS IN 2014 w/ KC

HOUSTON...IS A PROBLEM!

CHARTS AMONG ACTIVE NFL DEFENDERS

MOST SACKS

Rk.	Player	Sacks
1.	Von Miller (Buf.)	115.5
2.	Chandler Jones (LV)	107.5
3.	Cameron Jordan (NO)	107.0
4.	Justin Houston (Bal.)	102.0
	J.J. Watt (Ari.)	102.0
6.	Robert Quinn (Chi.)	101.0
7.	Aaron Donald (LAR)	98.0
8.	Carlos Dunlap (KC)	96.0
9.	Calais Campbell (Bal.)	93.5
10.	Khalil Mack (LAC)	76.5

MOST TACKLES FOR LOSS

Rk.	Player	TFL
1.	J.J. Watt (Ari.)	177
2.	Calais Campbell (Bal.)	161
3.	Von Miller (Buf.)	154
4.	Aaron Donald (LAR)	150
5.	Cameron Jordan (NO)	137
6.	Lavonte David (TB)	133
7.	Justin Houston (Bal.)	123
8.	Chandler Jones (LV)	118
9.	Carlos Dunlap (KC)	117
10.	Robert Quinn (Chi.)	107

MOST MULTI-SACK GAMES [AT LEAST 1.5]

Rk.	Player	Games
1.	J.J. Watt (Ari.)	31
2.	Chandler Jones (LV)	26
	Von Miller (Buf.)	26
4.	Justin Houston (Bal.)	25
	Cameron Jordan (NO)	25
6.	Aaron Darnold (LAR)	24
7.	Carlos Dunlap (KC)	23
8.	Calais Campbell (Bal.)	21
	Robert Quinn (Chi.)	21
10.	T.J. Watt (Pit.)	20

2014 PASS RUSH DOMINANCE

The 2014 campaign was a historic output for OLB Justin Houston. As a member of the Chiefs, Houston racked up a staggering 22 sacks in 16 starts, ranking as the third-highest single-season sack total in NFL history. Houston also set career highs in tackles (69) and forced fumbles (4) that season.



2021
T.J. WATT
22.5



2001
MICHAEL STRAHAN
22.5



2014
JUSTIN HOUSTON
22.0



2011
JARED ALLEN
22.0



1984
MARK GASTINEAU
22.0



1987
CHRIS DOLEMAN
21.0



1987
REGGIE WHITE
21.0

"Here, with the pressure we bring, it's hard for the guard to help; it's hard for the running back to chip. They've got to match up with other guys, and if you leave me one-on-one, I'm going to win my battles."
- OLB Justin Houston on Baltimore's defensive scheme

4-SACK MINIMUM: 8-SACK STANDARD

OLB Justin Houston has tallied at least 4 sacks in each of his 11 seasons. Of those, he's notched at least 8 sacks seven times.

AMONG ACTIVE NFL DEFENDERS

8-SACK SEASONS

Rk.	Player (Team)	Seasons
1.	Von Miller (Buf.)	9
2.	Aaron Donald (LAR)	8
3.	Justin Houston (Bal.)	7
	Cameron Jordan (NO)	7
	Carlos Dunlap (KC)	7
	Chandler Jones (LV)	7

4-SACK SEASONS

Rk.	Player (Team)	Seasons
1.	Calais Campbell (Bal.)	12
	Carlos Dunlap (KC)	12
3.	Justin Houston (Bal.)	11
4.	Cameron Jordan (NO)	10
	Robert Quinn (Chi.)	10
	Von Miller (Buf.)	10

HOUSTON NOTES TO KNOW

- Houston's additional accolades include: Art Rooney Sportsmanship Award Finalist (2020), Kansas City Chiefs Ed Block Courage Award (2016) and Deacon Jones Award (2014).
- Since entering the league in 2011, Houston has posted four safeties, tying for the most in NFL history (Doug English & Ted Hendricks - 4).
- Houston is one of 39 players in league history to reach the coveted century-sack mark. Since entering the league in 2011, his 102 sacks are tied for the NFL's fourth most.

PLAYER NOTES – OWEH & WILLIAMS



ODAFE OWEH
#99 | OUTSIDE LINEBACKER

DID YOU KNOW?
OLB Odafe Oweh was the NFL's only rookie in 2021 to post a sack, FF and FR in the same game. (He had 4 tackles, 1 sack, 1 FF and 1 FR vs. Cleveland in week 12.)

1X AFC DEFENSIVE PLAYER OF THE WEEK

TACKLES & PICKS: RINSE & REPEAT

S Marcus Williams has produced at least 50 tackles and multiple INTs in each of his first five NFL seasons (2017-21), joining Tyrann Mathieu, Jordan Poyer and Justin Simmons for the league's longest such active streak.



TYRANN MATHIEU



JORDAN POYER



JUSTIN SIMMONS

Year	Tackles	INTs
2021	74	2
2020	59	3
2019	53	4
2018	55	2
2017	71	4



2021 ROOKIE LEADERBOARD

SACKS

Rk.	Player (Team)	Sacks
1.	Micah Parsons (Dal.)	13.0
2.	Jaelan Phillips (Mia.)	8.5
3.	Azeez Ojulari (NYG)	8.0
4.	Odafe Oweh (Bal.)	5.0
5.	Three Rookies	4.0

DEFENSIVE FORCED FUMBLES

Rk.	Player (Team)	FFs
1.	Odafe Oweh (Bal.)	3
	Micah Parsons (Dal.)	3
3.	Three Rookies	2

DEFENSIVE FUMBLE RECOVERIES

Rk.	Player (Team)	FRs
1.	Odafe Oweh (Bal.)	2
	Michael Carter II (NYJ)	2
	Jevon Holland (Mia.)	2
	Ifeatu Melifonwu (Det.)	2
	Kwity Paye (Ind.)	2

NEXTGEN QB PRESSURES

Rk.	Player (Team)	QBPs
1.	Micah Parsons (Dal.)	59
2.	Odafe Oweh (Bal.)	47
3.	Jaelan Phillips (Mia.)	41

OWEH IN RARE COMPANY

• OLB Odafe Oweh (2021) and Terrell Suggs (2003) are the only Ravens in team history to produce at least 5 sacks, multiple forced FFs and multiple FRs in their rookie campaign.

INTERCEPTION RETURN SPECIALIST


Since entering the league in 2017, S Marcus Williams ranks in the Top 5 among active NFL safeties in INT return yards (261) and INT-return average (17.4).

INT RETURN YARDS / ACTIVE NFL SAFETIES SINCE 2017

Rk.	Player (Team)	INTs	Yards	Yds/INT
1.	Quandre Diggs (Sea.)	19	293	15.4
2.	Minkah Fitzpatrick (Pit.)	13	289	22.2
3.	Kevin Byard (Ten.)	23	276	12.0
4.	Justin Simmons (Den.)	19	269	14.2
5.	Marcus Williams (Bal.)	15	261	17.4

AT THE TOP OF HIS CLASS

• S Marcus Williams' 15 career INTs rank second among NFL defenders within his 2017 draft class. Bills CB Tre'Davious White (16) ranks ahead of Williams.



MARCUS WILLIAMS
#32 | SAFETY

"He has great instincts, eyes, range and ball-hawking ability. He's a good support player down low. He can come down effectively and make tackles. He's just a guy who has an opportunity to make critical plays in critical situations."

– EVP & GM Eric DeCosta on Marcus Williams

PLAYER NOTES - BOWSER & QUEEN



TYUS BOWSER #54 | OUTSIDE LINEBACKER

"I work my tail off each and every day to work to be in this position, and that's to be a leader on this field, leader to the guys in the locker room and just trying to be a good influence overall – not only for the organization, but just for my family, for other people, for the City of Baltimore, for the City of Tyler [Texas]."

– OLB Tyus Bowser

BALTIMORE'S LINEBACKERS IN THE BACKFIELD

Baltimore linebackers accounted for the sixth-most TFL (39) in 2021. Since 2018, Ravens linebackers have posted 182 TFL, ranking No. 3 in the NFL.

TACKLES FOR LOSS / LB CORPS (SINCE 2018)

Rk.	Team	TFL
1.	Arizona Cardinals	195
	Pittsburgh Steelers	195
3.	Baltimore Ravens	182
4.	Tampa Bay Buccaneers	176
5.	Chicago Bears	161

Note: Since 2018, offenses average only 4.4 yards per play when a Baltimore linebacker makes the tackle, ranking as the NFL's third-lowest mark during that span.

BOWSER PICKS IT OFF

OLB Tyus Bowser's 4 career INTs currently rank sixth all time in franchise history at the LB position.

MOST INTERCEPTIONS BY A RAVENS LINEBACKER

Rk.	Player (Years)	INTs
1.	Ray Lewis (1996-2012)	31
2.	C.J. Mosley (2014-18)	9
3.	Terrell Suggs (2003-18)	7
4.	Adalius Thomas (2000-06)	6
5.	Daryl Smith (2013-15)	5
6.	Tyus Bowser (2017-present)	4

BOWSER IS BALLING

- Since entering the league in 2017, OLB Tyus Bowser is one of three NFL LBs to post at least 16 sacks and 4 INTs, joining Preston Smith and T.J. Watt.
- In 2021, Bowser set new single-season career highs in tackles (56), TFL (8), sacks (7), QBHs (15) & FFs (2).

QUEEN'S FIRST TWO SEASONS

Dating back to 2001, ILB Patrick Queen is one of six NFL defenders to record at least 200 tackles, 15 TFL, 3 FFs and 1 TD in a player's first two seasons.

Player (Years)	Tackles	TFL	FFs	TDs
Patrick Queen (2020-21)	203	19	3	1
Devin White (2019-20)	231	19	4	2
Shaquille Leonard (2018-19)	284	19	6	1
Kwon Alexander (2015-16)	238	18	3	1
Telvin Smith (2014-15)	232	22	3	1
Alec Ogletree (2013-14)	230	15	10	1

Dating back to 2001, ILB Patrick Queen and his former LSU teammate LB Devin White are the only defenders to produce at least 200 tackles, 5 sacks, 3 FFs and 3 FRs in a player's first two seasons of an NFL career.



PATRICK QUEEN



DEVIN WHITE

THE KING OF QUEENS

- In Week 5 of 2020 vs. Cincinnati, ILB Patrick Queen posted a strip-sack and then recovered the ball. Queen became the second Ravens rookie to record a sack, FF and FR in a game, joining OLB Terrell Suggs, who accomplished the feat three times during his 2003 Defensive ROY campaign.
- In that 2020 Cincy game, Queen also had a 53-yard FR-TD, which is the fifth-longest FR-TD in Ravens history (sixth-longest overall). His performance earned him AFC Defensive Player of the Week honors for Week 5.
- Queen became the second NFL defender since 1987 to post 9-plus tackles, at least 2 FRs, 1 sack and 1 defensive TD in a game. Former Texans ILB Demeco Ryans was the other.

PATRICK QUEEN

#6 | INSIDE LINEBACKER

1
NFL DEFENDER (QUEEN) IN 2020 WHO POSTED AT LEAST 70 TACKLES, 3 SACKS, 2 FFs, 2 FRs, 1 INT & 1 DEFENSIVE TD

105
TACKLES
[2020 TEAM LEADER]

98
TACKLES
[2021 TEAM LEADER]

PLAYER NOTES - TUCKER



JUSTIN TUCKER
#9 | KICKER

- 12X** PLAYER OF THE WEEK (FRANCHISE RECORD)
- 7X** AFC SPECIAL TEAMS PLAYER OF THE MONTH
- 5X** PRO BOWLER
- 5X** FIRST-TEAM ALL-PRO
- 2X** SECOND-TEAM ALL-PRO

TUCKER RANKS NO. 1 ALL TIME







K Justin Tucker, the most accurate kicker ever, owns a 91.1% success mark. In 2021, for the sixth-consecutive season, he scored at least 130 points. The six 130-point outputs by Tucker are an NFL record of consecutive seasons reaching that mark.

BEST CAREER FIELD GOAL PERCENTAGE (NFL HISTORY / MIN. 100 ATTEMPTS)

Rk.	Player (Team)	FGM - FGA	Pct.
1.	Justin Tucker (Bal.)	326-358	91.1
2.	Harrison Butker (KC)	146-162	90.1
3.	Younghoe Koo (Atl.)	90-100	90.0
4.	Chris Boswell (Pit.)	182-206	88.3
5.	Daniel Carlson (LV)	109-125	87.2

TUCKER HITS THE MARK

Since entering the league in 2012, K Justin Tucker ranks at or near the top of several NFL kicking categories:

<p>326 Field Goals Made</p>  <p>NFL's Most Since 2012</p>	<p>1,360 Points Scored</p>  <p>NFL's Most Since 2012</p>	<p>91.1 Career FG Percentage</p>  <p>Best Mark in NFL History</p>
<p>148 40+ Yard FGM</p>  <p>NFL's Most Since 2012</p>	<p>48 50+ Yard FGM</p>  <p>NFL's 2nd Most Since 2012</p>	<p>8 Games w/ Dual 50+ FGM</p>  <p>Tied for the most in NFL History</p>

TUCKER'S CHART TALK

MOST FIELD GOALS MADE / SINCE 2012

Rk.	Player (Team)	FGM
1.	Justin Tucker (Bal.)	326
2.	Greg Zuerlein (NYJ)	264
3.	Matt Prater (Ari.)	260
4.	Stephen Gostkowski (FA)	251

MOST POINTS SCORED / SINCE 2012

Rk.	Player (Team)	Points
1.	Justin Tucker (Bal.)	1,360
2.	Matt Prater (Ari.)	1,188
3.	Stephen Gostkowski (FA)	1,163
4.	Mason Crosby (GB)	1,157

BEST FIELD GOAL PERCENTAGE RAVENS SINGLE-SEASON HISTORY (MIN. 16 ATT.)

Rk.	Player (Year)	FGM - FGA	Pct.
1.	Justin Tucker (2016)	38-39	97.4
2.	Justin Tucker (2019)	28-29	96.6
3.	Justin Tucker (2021)	35-37	94.6
4.	Matt Stover (2006)	28-30	93.3
5.	Justin Tucker (2013)	38-41	92.7

MOST SEASONS WITH 30-PLUS FGM / NFL HISTORY

Rk.	Player	Seasons
1.	Justin Tucker	7
2.	David Akers	5
	John Carney	5
	Robbie Gould	5
	Stephen Gostkowski	5

CRUNCHTIME STREAKS

- Tucker has connected on 58 consecutive fourth-quarter/OT FGAs, with his last such miss occurring in a 16-13 victory vs. STL in Week 11 of the 2015 season. In the game, Tucker still connected on the game-winning 47-yarder as time expired.
- Tucker is a perfect 16-of-16 on tries in the final minute of regulation and 5-of-5 on OT attempts throughout his career.

18 GAME-WINNING FIELD GOALS

- 2021: Week 9 vs. Min., 36 yds OT
- 2021: Week 3 at Det., 66 yds*
- 2020: Week 14 at Cle., 55 yds
- 2019: Week 13 vs. SF, 49 yds
- 2019: Week 5 at Pit., 46 yds OT
- 2018: Week 11 vs. Cin., 24 yds
- 2016: Week 3 at Jax., 53 yds
- 2016: Week 2 at Cle., 49 yds
- 2015: Week 11 vs. STL, 47 yds
- 2015: Week 8 vs. SD, 39 yds
- 2015: Week 4 at Pit., 52 yds OT
- 2014: Week 3 at Cle., 32 yds
- 2013: Week 15 at Det., 61 yds
- 2013: Week 10 vs. Cin., 46 yds OT
- 2013: Week 5 at Mia., 44 yds
- 2012: Div. at Den., 47 yds OT
- 2012: Week 12 at SD, 38 yds OT
- 2012: Week 3 vs. NE, 27 yds

*NFL Record

PLAYER NOTES – TUCKER

TUCKER TIDBITS

✗ Tucker has connected on 58 consecutive fourth-quarter/OT FGAs. He's a perfect 16-of-16 on tries in the final minute of regulation and 5-of-5 on OT attempts throughout his career. His 95.2 career FG% in the second half/OT (160-of-168) also ranks as the NFL's best such mark of all time.

✗ Since PATs were moved back to the 15-yard line in 2015, Tucker (272-of-276) has produced the NFL's best PAT percentage (98.6, min. 100 attempts).

✗ Tucker is a seven-time AFC Special Teams Player of the Month. He has also earned a team-record 12 AFC ST Player of the Week honors.

✗ Tucker's 6 FGs on 12/16/13 at Det. set a team record and a single-game NFL high in 2013. He became the first kicker ever to connect from the 20-, 30-, 40-, 50- & 60-yard range in a game.

✗ Tucker is the only kicker in NFL history with multiple 60+ go-ahead or game-winning makes in the final minute of a game (66 yards - 9/26/21 at Det.; 61 yards - 12/16/13 at Det.).

✗ Tucker owns the most points scored through a player's first 10 seasons in NFL history (1,360).

✗ Tucker produced 137 points in 2021, becoming the first kicker in NFL history to score at least 130 points in six consecutive seasons. He also posted his NFL-record seventh season with 30+ FGM.

✗ In 2021, Tucker recorded his 10th-consecutive season with at least 25 FGM, marking the longest such streak in NFL history. Incredibly, he reached the 25-FGM mark in each of his first 10 NFL seasons.

✗ Tucker's 38 FGs made in 2016 ranked No. 1 in the NFL, and an NFL single-season record 24 of Tucker's 38 FGs made in 2016 came from 40 yards or beyond.

✗ Tucker's 10 FGs of 50-plus yards in 2016 are a Ravens' single-season record. They tie (Blair Walsh, 2012 & Brandon McManus, 2020) for the most in NFL history. (Tucker was a perfect 10-for-10 from 50 yards and out in 2016.)

WHAT TO LOOK FOR IN 2022

K Justin Tucker needs . . .

- 98 points scored to eclipse K Stephen Gostkowski (1,457) for the most points by a player in the first 11 years of a career in NFL history.
- Four games with multiple FGM to eclipse Stephen Gostkowski (104) for the most multi-FG performances by a kicker though 11 seasons of a career in NFL history.
- 105 points scored to surpass K Matt Stover (1,464) for the most in Ravens franchise history.

MOST POINTS SCORED / RAVENS FRANCHISE HISTORY

Rk.	Name (Seasons)	Points
1.	Matt Stover (1996-2008)	1,464
2.	Justin Tucker (2012-21)	1,360
3.	Billy Cundiff (2009-11)	294
4.	Jamal Lewis (2000-06)	284
5.	Ray Rice (2008-13)	260

TUCKER'S SPLITS

Tucker, the most accurate kicker in NFL history owns a 91.1% success mark (326-of-358).	20-29 84-84 . . . 100%
	30-39 94-97 . . . 96.9%
	40-49 100-111 . . 90.1%
	50-plus 48-66 . . . 72.7%
Home 160-181 . . 88.4%	2012 30-33 . . . 90.9%
Away 166-177 . . 93.8%	2013 38-41 . . . 92.7%
vs. AFC 237-262 . . 90.5%	2014 29-34 . . . 85.3%
vs. NFC 89-96 . . . 92.7%	2015 33-40 . . . 82.5%
AFC North . . 123-135 . . 91.1%	2016 38-39 . . . 97.4%
1st Qtr. 55-63 . . . 87.3%	2017 34-37 . . . 91.9%
2nd Qtr. 111-127 . . 87.4%	2018 35-39 . . . 89.7%
3rd Qtr. 52-54 . . . 96.3%	2019 28-29 . . . 96.6%
4th Qtr. 103-109 . . 94.5%	2020 26-29 . . . 89.7%
Overtime 5-5 100%	2021 35-37 . . . 94.6%

PLAYER OF THE MONTH AWARDS

PLAYER OF THE MONTH AWARDS / SINCE AWARD INCEPTION

Rk.	Player	No.
1.	Tom Brady	11
2.	Peyton Manning	8
	Aaron Rodgers	8
4.	Justin Tucker	7
5.	Brett Favre	6
	Barry Sanders	6
	Bruce Smith	6
	J.J. Watt	6
	Steve Young	6

FAST & FURIOUS

Since entering the league in 2012, K Justin Tucker has reached several marks faster than any other player in NFL history:



148 Games



118 Games



50 games

ALPHABETICAL ROSTER

NO.	NAME	POS	HT	WT	AGE	EXP	COLLEGE	HOMETOWN	HOW ACQ
89	Andrews, Mark	TE	6-5	247	27	5	Oklahoma	Scottsdale, AZ	D3b '18
5	Armour-Davis, Jalyn	CB	6-1	195	23	R	Alabama	Mobile, AL	D4b '22
7	Bateman, Rashod	WR	6-1	197	22	2	Minnesota	Tifton, GA	D1a '21
86	Boyle, Nick	TE	6-4	261	29	8	Delaware	Sussex, NJ	D5a '15
56	Bynes, Josh	ILB	6-1	235	33	11	Auburn	Lauderdale Lakes, FL	FA '21
93	Campbell, Calais	DT	6-8	307	36	15	Miami (FL)	Denver, CO	TR (Jax.) '20
36	Clark, Chuck	S	6-0	209	27	6	Virginia Tech	Suffolk, VA	D6 '17
66	Cleveland, Ben	G	6-6	370	24	2	Georgia	Toccoa, GA	D3a '21
63	Colon, Trystan	C/G	6-3	320	24	3	Missouri	Webb City, MO	FA '20
28	Davis, Mike	RB	5-9	223	29	8	South Carolina	Stone Mountain, GA	FA '22
27	Dobbins, J.K.	RB	5-10	212	23	3	Ohio State	La Grange, TX	D2 '20
17	Drake, Kenyan	RB	6-1	210	28	7	Alabama	Marietta, GA	FA '22
13	Duvernay, Devin	WR	5-11	202	24	3	Texas	Sachse, TX	D3b '20
77	Faalele, Daniel	T	6-8	380	22	R	Minnesota	Melbourne, Australia	D4a '22
23	Fuller, Kyle	CB	5-11	200	30	9	Virginia Tech	Baltimore, MD	FA '22
14	Hamilton, Kyle	S	6-4	221	21	R	Notre Dame	Atlanta, GA	D1a '22
40	Harrison, Malik	LB	6-3	259	24	3	Ohio State	Columbus, OH	D3c '20
43	Hill, Justice	RB	5-10	200	24	4	Oklahoma State	Tulsa, OK	D4a '19
50	Houston, Justin	OLB	6-3	270	33	12	Georgia	Statesboro, GA	FA '21
44	Humphrey, Marlon	CB	6-0	205	26	6	Alabama	Hoover, AL	D1 '17
2	Huntley, Tyler	QB	6-1	204	24	3	Utah	Hallandale Beach, FL	FA '20
8	Jackson, Lamar	QB	6-2	230	25	5	Louisville	Pompano Beach, FL	D1b '18
71	James, Ja'Wuan	T	6-6	323	30	8	Tennessee	Atlanta, GA	FA '21
98	Jones, Travis	DT	6-4	334	22	R	Connecticut	New Haven, CT	D3 '22
80	Likely, Isaiah	TE	6-4	241	22	R	Coastal Carolina	Cambridge, MA	D4e '22
64	Linderbaum, Tyler	C	6-2	305	22	R	Iowa	Solon, IA	D1b '22
92	Madubuike, Justin	DT	6-3	293	24	3	Texas A&M	McKinney, TX	D3a '20
65	Mekari, Patrick	OL	6-4	305	25	4	Cal-Berkeley	Westlake Village, CA	FA '19
46	Moore, Nick	LS	6-2	253	29	3	Georgia	Snellville, GA	FA '20
78	Moses, Morgan	T	6-6	320	31	9	Virginia	North Chesterfield, VA	UFA (NYJ) '22
84	Oliver, Josh	TE	6-5	259	25	4	San Jose State	Paso Robles, CA	TR (Jax.) '21
99	Oweh, Odafe	OLB	6-5	257	23	2	Penn State	Hackensack, NJ	D1b '21
24	Peters, Marcus	CB	6-0	197	29	8	Washington	Oakland, CA	TR (LAR) '19
53	Phillips, Del'Shawn	LB	6-2	230	25	3	Illinois	Highland Park, MI	FA '22
58	Pierce, Michael	NT	6-0	355	29	6	Samford	Daphne, AL	FA '22
72	Powers, Ben	G	6-4	338	25	4	Oklahoma	Wichita, KS	D4b '19
3	Proche II, James	WR	5-11	191	25	3	Southern Methodist	Dallas, TX	D6 '20
6	Queen, Patrick	ILB	6-0	237	23	3	Louisiana State	Ventress, LA	D1 '20
42	Ricard, Patrick	FB	6-3	305	28	6	Maine	Spencer, MA	FA '17
10	Robinson, Demarcus	WR	6-1	203	27	7	Florida	Fort Valley, GA	FA '22
51	Ross, Josh	ILB	6-0	229	22	R	Michigan	Southfield, MI	FA '22
79	Stanley, Ronnie	T	6-6	315	28	7	Notre Dame	Las Vegas, NV	D1 '16
21	Stephens, Brandon	DB	6-1	215	24	2	Southern Methodist	Plano, TX	D3b '21
26	Stone, Geno	S	5-11	209	23	3	Iowa	New Castle, PA	D7 '20
11	Stout, Jordan	P	6-3	214	24	R	Penn State	Abingdon, VA	D4d '22
9	Tucker, Justin	K	6-1	184	32	11	Texas	Austin, TX	FA '12
97	Urban, Brent	DE	6-7	309	31	8	Virginia	Mississauga, ON, CAN	FA '22
16	Wallace, Tylan	WR	5-11	198	23	2	Oklahoma State	Fort Worth, TX	D4 '21
96	Washington, Broderick	DT	6-2	314	25	3	Texas Tech	Longview, TX	D5 '20
57	Welch, Kristian	LB	6-3	242	24	3	Iowa	Iola, WI	FA '20
22	Williams, Damarion	CB	5-10	180	24	R	Houston	Miami, FL	D4f '22
32	Williams, Marcus	S	6-1	207	25	6	Utah	Eastvale, CA	UFA (NO) '22
70	Zeitler, Kevin	G	6-4	339	32	11	Wisconsin	Waukesha, WI	FA '21

Practice Squad (15)

30	Badie, Tyler	RB	5-8	200	22	R	Missouri	New Orleans, LA	D6 '22
12	Brown, Anthony	QB	6-1	228	24	R	Oregon	Cliffwood, NJ	FA '22
94	Mack, Isaiah	NT	6-1	311	26	3	Chattanooga	Tunnel Hill, GA	FA '21
38	Mason, Ben	FB/TE	6-3	258	23	1	Michigan	Newtown, CT	FA '22
69	McKenzie, Kahlil	G	6-3	345	25	3	Tennessee	Green Bay, WI	FA '21
60	Means, Steven	OLB	6-3	269	31	8	Buffalo	Buffalo, NY	FA '22
48	Moon, Jeremiah	OLB	6-5	247	24	R	Florida	Hoover, AL	FA '22
91	Nichols, Rayshad	DT	6-2	305	23	R	Stephen F. Austin	Bridge City, LA	FA '22
18	Polk, Makai	WR	6-3	192	21	R	Mississippi State	Richmond, CA	FA '22
25	Seymour, Kevon	CB	6-0	188	28	6	Southern California	Pasadena, CA	FA '21
74	Sharpe, David	T	6-6	346	26	5	Florida	Jacksonville, FL	FA '21
81	Victor, Binjimen	WR	6-4	191	25	1	Ohio State	Pompano Beach, FL	FA '21
29	Washington, Ar'Darius	S	5-8	176	22	2	Texas Christian	Shreveport, LA	FA '21
87	Webb, Raleigh	WR	6-2	213	24	R	The Citadel	Acworth, GA	FA '22
41	Worley, Daryl	CB	6-1	205	27	6	West Virginia	Philadelphia, PA	FA '22

Injured Reserve (4)

47	Biegel, Vince	LB	6-3	246	29	6	Wisconsin	Marshfield, WI	FA '22
82	Bolden, Slade	WR	5-11	193	23	R	Alabama	West Monroe, LA	FA '22
59	Hayes, Daelin	OLB	6-4	257	24	2	Notre Dame	Belleville, MI	D5b '21
88	Kolar, Charlie	TE	6-6	250	23	R	Iowa State	Norman, OK	D4c '22

Reserved/PUP (2)

54	Bowser, Tyus	OLB	6-3	242	27	6	Houston	Tyler, TX	D2 '17
35	Edwards, Gus	RB	6-1	238	27	5	Rutgers	Liberia	FA '18

Reserve/NFIN (1)

90	Ojabo, David	OLB	6-4	255	22	R	Michigan	Aberdeen, Scotland	D2 '22
----	--------------	-----	-----	-----	----	---	----------	--------------------	--------



NUMERICAL ROSTER

NO.	NAME	POS	HT	WT	AGE	EXP	COLLEGE	HOMETOWN	HOW ACQ
2	Huntley, Tyler	QB	6-1	204	24	3	Utah	Hallandale Beach, FL	FA '20
3	Proche II, James	WR	5-11	191	25	3	Southern Methodist	Dallas, TX	D6 '20
5	Armour-Davis, Jalyn	CB	6-1	195	23	R	Alabama	Mobile, AL	D4b '22
6	Queen, Patrick	ILB	6-0	237	23	3	Louisiana State	Ventress, LA	D1 '20
7	Bateman, Rashod	WR	6-1	197	22	2	Minnesota	Tifton, GA	D1a '21
8	Jackson, Lamar	QB	6-2	230	25	5	Louisville	Pompano Beach, FL	D1b '18
9	Tucker, Justin	K	6-1	184	32	11	Texas	Austin, TX	FA '12
10	Robinson, Demarcus	WR	6-1	203	27	7	Florida	Fort Valley, GA	FA '22
11	Stout, Jordan	P	6-3	214	24	R	Penn State	Abingdon, VA	D3d '22
13	Duvernay, Devin	WR	5-11	202	24	3	Texas	Sachse, TX	D3b '20
14	Hamilton, Kyle	S	6-4	221	21	R	Notre Dame	Atlanta, GA	D1a '22
16	Wallace, Tylan	WR	5-11	198	23	2	Oklahoma State	Fort Worth, TX	D4 '21
17	Drake, Kenyan	RB	6-1	210	28	7	Alabama	Marietta, GA	FA '22
21	Stephens, Brandon	DB	6-1	215	24	2	Southern Methodist	Plano, TX	D3b '21
22	Williams, Damarion	CB	5-10	180	24	R	Houston	Miami, FL	D4f '22
23	Fuller, Kyle	CB	5-11	200	30	9	Virginia Tech	Baltimore, MD	FA '22
24	Peters, Marcus	CB	6-0	197	29	8	Washington	Oakland, CA	TR (LAR) '19
26	Stone, Geno	S	5-11	209	23	3	Iowa	New Castle, PA	D7 '20
27	Dobbins, J.K.	RB	5-10	212	23	3	Ohio State	La Grange, TX	D2 '20
28	Davis, Mike	RB	5-9	223	29	8	South Carolina	Stone Mountain, GA	FA '22
32	Williams, Marcus	S	6-1	207	25	6	Utah	Eastvale, CA	UFA (NO) '22
36	Clark, Chuck	S	6-0	209	27	6	Virginia Tech	Suffolk, VA	D6 '17
40	Harrison, Malik	LB	6-3	259	24	3	Ohio State	Columbus, OH	D3c '20
42	Ricard, Patrick	FB	6-3	305	28	6	Maine	Spencer, MA	FA '17
43	Hill, Justice	RB	5-10	200	24	4	Oklahoma State	Tulsa, OK	D4a '19
44	Humphrey, Marlon	CB	6-0	205	26	6	Alabama	Hoover, AL	D1 '17
46	Moore, Nick	LS	6-2	253	29	3	Georgia	Snellville, GA	FA '20
50	Houston, Justin	OLB	6-3	270	33	12	Georgia	Statesboro, GA	FA '21
51	Ross, Josh	ILB	6-0	229	22	R	Michigan	Southfield, MI	FA '22
53	Phillips, Del'Shawn	LB	6-2	230	25	3	Illinois	Highland Park, MI	FA '22
56	Bynes, Josh	ILB	6-1	235	33	11	Auburn	Lauderdale Lakes, FL	FA '21
57	Welch, Kristian	LB	6-3	242	24	3	Iowa	Iola, WI	FA '20
58	Pierce, Michael	NT	6-0	355	29	6	Samford	Daphne, AL	FA '22
63	Colon, Trystan	C/G	6-3	320	24	3	Missouri	Webb City, MO	FA '20
64	Linderbaum, Tyler	C	6-2	305	22	R	Iowa	Solon, IA	D1b '22
65	Mekari, Patrick	OL	6-4	305	25	4	Cal-Berkeley	Westlake Village, CA	FA '19
66	Cleveland, Ben	G	6-6	370	24	2	Georgia	Toccoa, GA	D3a '21
70	Zeitler, Kevin	G	6-4	339	32	11	Wisconsin	Waukesha, WI	FA '21
71	James, Ja'Wuan	T	6-6	323	30	8	Tennessee	Atlanta, GA	FA '21
72	Powers, Ben	G	6-4	338	25	4	Oklahoma	Wichita, KS	D4b '19
77	Faalele, Daniel	T	6-8	380	22	R	Minnesota	Melbourne, Australia	D4a '22
78	Moses, Morgan	T	6-6	320	31	9	Virginia	North Chesterfield, VA	UFA (NYJ) '22
79	Stanley, Ronnie	T	6-6	315	28	7	Notre Dame	Las Vegas, NV	D1 '16
80	Likely, Isaiah	TE	6-4	241	22	R	Coastal Carolina	Cambridge, MA	D4e '22
84	Oliver, Josh	TE	6-5	259	25	4	San Jose State	Paso Robles, CA	TR (Jax.) '21
86	Boyle, Nick	TE	6-4	261	29	8	Delaware	Sussex, NJ	D5a '15
89	Andrews, Mark	TE	6-5	247	27	5	Oklahoma	Scottsdale, AZ	D3b '18
92	Madubuike, Justin	DT	6-3	293	24	3	Texas A&M	McKinney, TX	D3a '20
93	Campbell, Calais	DT	6-8	307	36	15	Miami (FL)	Denver, CO	TR (Jax.) '20
96	Washington, Broderick	DT	6-2	314	25	3	Texas Tech	Longview, TX	D5 '20
97	Urban, Brent	DE	6-7	309	31	8	Virginia	Mississauga, ON, CAN	FA '22
98	Jones, Travis	DT	6-4	334	22	R	Connecticut	New Haven, CT	D3 '22
99	Oweh, Odafé	OLB	6-5	257	23	2	Penn State	Hackensack, NJ	D1b '21

Practice Squad (15)

12	Brown, Anthony	QB	6-1	228	24	R	Oregon	Cliffwood, NJ	FA '22
18	Polk, Makai	WR	6-3	192	21	R	Mississippi State	Richmond, CA	FA '22
25	Seymour, Kevon	CB	6-0	188	28	6	Southern California	Pasadena, CA	FA '21
29	Washington, Ar'Darius	S	5-8	176	22	2	Texas Christian	Shreveport, LA	FA '21
30	Badie, Tyler	RB	5-8	200	22	R	Missouri	New Orleans, LA	D6 '22
38	Mason, Ben	FB/TE	6-3	258	23	1	Michigan	Newtown, CT	FA '22
41	Worley, Daryl	CB	6-1	205	27	6	West Virginia	Philadelphia, PA	FA '22
48	Moon, Jeremiah	OLB	6-5	247	24	R	Florida	Hoover, AL	FA '22
60	Means, Steven	OLB	6-3	269	31	8	Buffalo	Buffalo, NY	FA '22
69	McKenzie, Kahlil	G	6-3	345	25	3	Tennessee	Green Bay, WI	FA '21
74	Sharpe, David	T	6-6	346	26	5	Florida	Jacksonville, FL	FA '21
81	Victor, Binjimen	WR	6-4	191	25	1	Ohio State	Pompano Beach, FL	FA '21
87	Webb, Raleigh	WR	6-2	213	24	R	The Citadel	Acworth, GA	FA '22
91	Nichols, Rayshad	DT	6-2	305	23	R	Stephen F. Austin	Bridge City, LA	FA '22
94	Mack, Isaiah	NT	6-1	311	26	3	Chattanooga	Tunnel Hill, GA	FA '21

Injured Reserve (4)

47	Biegel, Vince	LB	6-3	246	29	6	Wisconsin	Marshfield, WI	FA '22
59	Hayes, Daelin	OLB	6-4	257	24	2	Notre Dame	Belleville, MI	D5b '21
82	Bolden, Slade	WR	5-11	193	23	R	Alabama	West Monroe, LA	FA '22
88	Kolar, Charlie	TE	6-6	250	23	R	Iowa State	Norman, OK	D4c '22

Reserved/PUP (2)

35	Edwards, Gus	RB	6-1	238	27	5	Rutgers	Liberia	FA '18
54	Bowser, Tyus	OLB	6-3	242	27	6	Houston	Tyler, TX	D2 '17

Reserve/NFIN (1)

90	Ojabo, David	OLB	6-4	255	22	R	Michigan	Aberdeen, Scotland	D2 '22
----	--------------	-----	-----	-----	----	---	----------	--------------------	--------



POSITIONAL ROSTER

NO.	NAME	POS.	HT.	WT.	AGE	EXP.	COLLEGE	HOMETOWN	HOW ACQ.
QUARTERBACKS (3)									
2	Huntley, Tyler	QB	6-1	204	24	3	Utah	Hallandale Beach, FL	FA '20
8	Jackson, Lamar	QB	6-2	230	25	5	Louisville	Pompano Beach, FL	D1b '18
12	Brown, Anthony (PS)	QB	6-1	228	24	R	Oregon	Cliffwood, NJ	FA '22
RUNNING BACKS (8)									
17	Drake, Kenyan	RB	6-1	210	28	7	Alabama	Marietta, GA	FA '22
27	Dobbins, J.K.	RB	5-10	212	23	3	Ohio State	La Grange, TX	D2 '20
28	Davis, Mike	RB	5-9	223	29	8	South Carolina	Stone Mountain, GA	FA '22
30	Badie, Tyler (PS)	RB	5-8	200	22	R	Missouri	New Orleans, LA	D6 '22
35	Edwards, Gus (R/PUP)	RB	6-1	238	27	5	Rutgers	Liberia	FA '18
38	Mason, Ben (PS)	FB/TE	6-3	258	23	1	Michigan	Newtown, CT	FA '22
42	Ricard, Patrick	FB	6-3	305	28	6	Maine	Spencer, MA	FA '17
43	Hill, Justice	RB	5-10	200	24	4	Oklahoma State	Tulsa, OK	D4a '19
WIDE RECEIVERS (9)									
3	Proche II, James	WR	5-11	191	25	3	Southern Methodist	Dallas, TX	D6 '20
7	Bateman, Rashod	WR	6-1	197	22	2	Minnesota	Tifton, GA	D1a '21
10	Robinson, Demarcus	WR	6-1	203	27	7	Florida	Fort Valley, GA	FA '22
13	Duvernay, Devin	WR	5-11	202	24	3	Texas	Sachse, TX	D3b '20
16	Wallace, Tylan	WR	5-11	198	23	2	Oklahoma State	Fort Worth, TX	D4 '21
18	Polk, Makai (PS)	WR	6-3	192	21	R	Mississippi State	Richmond, CA	FA '22
81	Victor, Binjimen (PS)	WR	6-4	191	25	1	Ohio State	Pompano Beach, FL	FA '21
82	Bolden, Slade (IR)	WR	5-11	193	23	R	Alabama	West Monroe, LA	FA '22
87	Webb, Raleigh (PS)	WR	6-2	213	24	R	The Citadel	Acworth, GA	FA '22
TIGHT ENDS (5)									
80	Likely, Isaiah	TE	6-4	241	22	R	Coastal Carolina	Cambridge, MA	D4e '22
84	Oliver, Josh	TE	6-5	259	25	4	San Jose State	Paso Robles, CA	TR (Jax.) '21
86	Boyle, Nick	TE	6-4	261	29	8	Delaware	Sussex, NJ	D5a '15
88	Kolar, Charlie (IR)	TE	6-6	250	23	R	Iowa State	Norman, OK	D4c '22
89	Andrews, Mark	TE	6-5	247	27	5	Oklahoma	Scottsdale, AZ	D3b '18
OFFENSIVE LINE (12)									
63	Colon, Trystan	C/G	6-3	320	24	3	Missouri	Webb City, MO	FA '20
64	Linderbaum, Tyler	C	6-2	305	22	R	Iowa	Solon, IA	D1b '22
65	Mekari, Patrick	OL	6-4	305	25	4	Cal-Berkeley	Westlake Village, CA	FA '19
66	Cleveland, Ben	G	6-6	370	24	2	Georgia	Toccoa, GA	D3a '21
69	McKenzie, Kahlil (PS)	G	6-3	345	25	3	Tennessee	Green Bay, WI	FA '21
70	Zeitler, Kevin	G	6-4	339	32	11	Wisconsin	Waukesha, WI	FA '21
71	James, Ja'Wuan	T	6-6	323	30	8	Tennessee	Atlanta, GA	FA '21
72	Powers, Ben	G	6-4	338	25	4	Oklahoma	Wichita, KS	D4b '19
74	Sharpe, David (PS)	T	6-6	346	26	5	Florida	Jacksonville, FL	FA '21
77	Faalele, Daniel	T	6-8	380	22	R	Minnesota	Melbourne, Australia	D4a '22
78	Moses, Morgan	T	6-6	320	31	9	Virginia	North Chesterfield, VA	UFA (NYJ) '22
79	Stanley, Ronnie	T	6-6	315	28	7	Notre Dame	Las Vegas, NV	D1 '16
LINEBACKERS (14)									
6	Queen, Patrick	ILB	6-0	237	23	3	Louisiana State	Ventress, LA	D1 '20
40	Harrison, Malik	LB	6-3	259	24	3	Ohio State	Columbus, OH	D3c '20
47	Biegel, Vince (IR)	LB	6-3	246	29	6	Wisconsin	Marshfield, WI	FA '22
48	Moon, Jeremiah (PS)	OLB	6-5	247	24	R	Florida	Hoover, AL	FA '22
50	Houston, Justin	OLB	6-3	270	33	12	Georgia	Statesboro, GA	FA '21
51	Ross, Josh	ILB	6-0	229	22	R	Michigan	Southfield, MI	FA '22
53	Phillips, Del'Shawn	LB	6-2	230	25	3	Illinois	Highland Park, MI	FA '22
54	Bowser, Tyus (R/PUP)	OLB	6-3	242	27	6	Houston	Tyler, TX	D2 '17
56	Bynes, Josh	ILB	6-1	235	33	11	Auburn	Lauderdale Lakes, FL	FA '21
57	Welch, Kristian	LB	6-3	242	24	3	Iowa	Iola, WI	FA '20
59	Hayes, Daelin (IR)	OLB	6-4	257	24	2	Notre Dame	Belleville, MI	D5b '21
60	Means, Steven (PS)	OLB	6-3	269	31	8	Buffalo	Buffalo, NY	FA '22
90	Ojabo, David (R/NFIN)	OLB	6-4	255	22	R	Michigan	Aberdeen, Scotland	D2 '22
99	Oweh, Odafe	OLB	6-5	257	23	2	Penn State	Hackensack, NJ	D1b '21
DEFENSIVE BACKS (13)									
5	Armour-Davis, Jalyn	CB	6-1	195	23	R	Alabama	Mobile, AL	D4b '22
14	Hamilton, Kyle	S	6-4	221	21	R	Notre Dame	Atlanta, GA	D1a '22
21	Stephens, Brandon	DB	6-1	215	24	2	Southern Methodist	Plano, TX	D3b '21
22	Williams, Damarion	CB	5-10	180	24	R	Houston	Miami, FL	D4f '22
23	Fuller, Kyle	CB	5-11	200	30	9	Virginia Tech	Baltimore, MD	FA '22
24	Peters, Marcus	CB	6-0	197	29	8	Washington	Oakland, CA	TR (LAR) '19
25	Seymour, Kevon (PS)	CB	6-0	188	28	6	Southern California	Pasadena, CA	FA '21
26	Stone, Geno	S	5-11	209	23	3	Iowa	New Castle, PA	D7 '20
29	Washington, Ar'Darius (PS)	S	5-8	176	22	2	Texas Christian	Shreveport, LA	FA '21
32	Williams, Marcus	S	6-1	207	25	6	Utah	Eastvale, CA	UFA (NO) '22
36	Clark, Chuck	S	6-0	209	27	6	Virginia Tech	Suffolk, VA	D6 '17
41	Worley, Daryl (PS)	CB	6-1	205	27	6	West Virginia	Philadelphia, PA	FA '22
44	Humphrey, Marlon	CB	6-0	205	26	6	Alabama	Hoover, AL	D1 '17
DEFENSIVE LINE (8)									
58	Pierce, Michael	NT	6-0	355	29	6	Samford	Daphne, AL	FA '22
91	Nichols, Rayshad (PS)	DT	6-2	305	23	R	Stephen F. Austin	Bridge City, LA	FA '22
92	Madubuike, Justin	DT	6-3	293	24	3	Texas A&M	McKinney, TX	D3a '20
93	Campbell, Calais	DT	6-8	307	36	15	Miami (FL)	Denver, CO	TR (Jax.) '20
94	Mack, Isaiah (PS)	NT	6-1	311	26	3	Chattanooga	Tunnel Hill, GA	FA '21
96	Washington, Broderick	DT	6-2	314	25	3	Texas Tech	Longview, TX	D5 '20
97	Urban, Brent	DE	6-7	309	31	8	Virginia	Mississauga, ON, CAN	FA '22
98	Jones, Travis	DT	6-4	334	22	R	Connecticut	New Haven, CT	D3 '22
SPECIALISTS (3)									
9	Tucker, Justin	K	6-1	184	32	11	Texas	Austin, TX	FA '12
11	Stout, Jordan	P	6-3	214	24	R	Penn State	Abingdon, VA	D4d '22
46	Moore, Nick	LS	6-2	253	29	3	Georgia	Snellville, GA	FA '20

2022 DEPTH CHART

Compiled by Ravens PR Staff: Sept. 6, 2022

OFFENSE

WR	7	Rashod Bateman	10	Demarcus Robinson	16	Tylan Wallace
WR	13	Devin Duvernay	3	James Proche II		
LT	79	Ronnie Stanley	71	Ja'Wuan James		
LG	72	Ben Powers	66	Ben Cleveland		
C	<u>64</u>	<u>Tyler Linderbaum</u>	65	Patrick Mekari	63	Trystan Colon
RG	70	Kevin Zeitler	66	Ben Cleveland		
RT	78	Morgan Moses	<u>77</u>	<u>Daniel Faalele</u>		
TE	89	Mark Andrews	86	Nick Boyle	<u>80</u>	<u>Isaiah Likely</u> 84 Josh Oliver
QB	8	Lamar Jackson	2	Tyler Huntley		
FB	42	Patrick Ricard				
RB	27	J.K. Dobbins	28	Mike Davis	43	Justice Hill 17 Kenyan Drake

DEFENSE

DT	92	Justin Madubuike	96	Broderick Washington		
NT	58	Michael Pierce	<u>98</u>	<u>Travis Jones</u> [^]		
DE	93	Calais Campbell	97	Brent Urban		
RUSH	99	Odafe Oweh				
MLB	56	Josh Byner	57	Kristian Welch	<u>51</u>	<u>Josh Ross</u>
WLB	6	Patrick Queen	40	Malik Harrison	53	Del'Shawn Phillips
SAM	50	Justin Houston				
CB	24	Marcus Peters	21	Brandon Stephens	<u>22</u>	<u>Damarion Williams</u>
SS	36	Chuck Clark	26	Geno Stone		
FS	32	Marcus Williams	<u>14</u>	<u>Kyle Hamilton</u>		
CB	44	Marlon Humphrey	23	Kyle Fuller	<u>5</u>	<u>Jalyn Armour-Davis</u>

SPECIAL TEAMS

P	<u>11</u>	<u>Jordan Stout</u>				
K	9	Justin Tucker				
H	<u>11</u>	<u>Jordan Stout</u>				
LS	46	Nick Moore				
KOR	13	Devin Duvernay	43	Justice Hill		
PR	13	Devin Duvernay	3	James Proche II	<u>22</u>	<u>Damarion Williams</u>

All Rookies Underlined

[^]Injured

PRONUNCIATIONS

PLAYERS: Tyler Badie (BAY-dee); Vince Biegel (BEE-gull); Shemar Bridges (sha-MARR); Calais Campbell (cuh-LAY-us); Devin Duvernay (DOO-ver-nay); Daniel Faalele (FAH-ah-LAY-lay); Charlie Kolar (KOH-ler); Justin Madubuike (mad-uh-BEE-kay); Patrick Mekari (muh-CARE-ee); David Ojabo (oh-JOBB-oh); Odafe Oweh (uh-DAH-fay, O-way); James Proche II (pro-SHAY); Kevon Seymour (KEE-von); Tylan Wallace (TIE-luhn); Ar'Darius Washington (ar-DARE-ee-us); **COACHES:** Joe D'Alessandris (dell-ah-SAN-dress); D'Anton Lynn (DANT-in); Sam Koch (Cook); Anthony Levine Sr. (luh-VEEN); Craig Ver Steeg (ver-STEGG); T.J. Weist (WEEST)

COACHING STAFF

John Harbaugh - Head Coach
 Chris Horton - Special Teams Coordinator
 Mike Macdonald - Defensive Coordinator
 Greg Roman - Offensive Coordinator
 Randy Brown - Special Teams Coach
 Joe D'Alessandris - Offensive Line Coach
 Mike Devlin - Asst. Offensive Line Coach
 Kerry Dixon - Asst. Quarterbacks Coach
 George Godsey - Tight Ends Coach
 Chris Hewitt - Pass Game Coordinator / Secondary
 Rob Leonard - Outside Linebackers Coach
 D'Anton Lynn - Safeties Coach
 Tee Martin - Wide Receivers Coach

Zach Orr - Inside Linebackers Coach
 Ryan Osborn - Defensive Assistant
 Jay Peterson - Defensive Assistant
 Matt Robinson - Defensive Assistant
 Steve Saunders - Head Strength & Conditioning Coach
 Daniel Stern - Offensive Assistant
 Travis Switzer - Offensive Assistant
 James Urban - Quarterbacks Coach
 Craig Ver Steeg - Running Backs Coach
 Anthony Weaver - Asst. Head Coach / Defensive Line Coach
 T.J. Weist - Special Teams Coach
 Keith Williams - Pass Game Specialist

HOW THE RAVENS ARE BUILT

YEAR	DRAFTEES (34)	FREE AGENTS (22)	TRADES (3)	UDFA (15)
2012				K Justin Tucker (FA '12)
2015	TE Nick Boyle (5a)			
2016	T Ronnie Stanley (1)			
2017	CB Marlon Humphrey (1) OLB Tyus Bowser (2) Ω S Chuck Clark (6)			FB Patrick Ricard (FA '17)
2018	QB Lamar Jackson (1b) TE Mark Andrews (3b)			RB Gus Edwards (FA '18) Ω
2019	RB Justice Hill (4a) G Ben Powers (4b)		CB Marcus Peters (TR LAR '19)	OL Patrick Mekari (FA '19)
2020	ILB Patrick Queen (1) RB J.K. Dobbins (2) DT Justin Madubuike (3a) WR Devin Duvernay (3b) LB Malik Harrison (3c) DT Broderick Washington (5) WR James Proche II (6) S Geno Stone (7)	LS Nick Moore (FA '20)	DT Calais Campbell (TR Jax. '20)	C/G Trystan Colon (FA '20) QB Tyler Huntley (FA '20) LB Kristian Welch (FA '20)
2021	WR Rashod Bateman (1a) OLB Odafe Oweh (1b) G Ben Cleveland (3a) DB Brandon Stephens (3b) WR Tylan Wallace (4) OLB Daelin Hayes (5b) *	ILB Josh Byner (FA '21) OLB Justin Houston (FA '21) T Ja'Wuan James (FA '21) G Kahlil McKenzie (FA '21) ^ CB Kevon Seymour (FA '21) ^ T David Sharpe (FA '21) ^ WR Binjimen Victor (FA '21) ^ G Kevin Zeitler (FA '21)	TE Josh Oliver (TR Jax. '21)	S Ar'Darius Washington (FA '21) ^
2022	S Kyle Hamilton (1a) C Tyler Linderbaum (1b) OLB David Ojabo (2) δ DT Travis Jones (3) T Daniel Faalele (4a) CB Jalyn Armour-Davis (4b) TE Charlie Kolar (4c) * P Jordan Stout (4d) TE Isaiah Likely (4e) CB Damarion Williams (4f) RB Tyler Badie (6) ^	LB Vince Biegel (FA '22) * RB Mike Davis (FA '22) RB Kenyan Drake (FA '22) CB Kyle Fuller (FA '22) FB/TE Ben Mason (FA '22) ^ OLB Steven Means (FA '22) ^ T Morgan Moses (UFA NYJ '22) LB Del'Shawn Phillips (FA '22) NT Michael Pierce (FA '22) WR Demarcus Robinson (FA '22) DE Brent Urban (FA '22) S Marcus Williams (UFA NO '22) CB Daryl Worley (FA '22) ^		WR Slade Bolden (FA '22) * QB Anthony Brown (FA '22) ^ OLB Jeremiah Moon (FA '22) ^ DT Rayshad Nichols (FA '22) ^ WR Makai Polk (FA '22) ^ ILB Josh Ross (FA '22) WR Raleigh Webb (FA '22) ^

Key: *Injured Reserve, ^Practice Squad, RSFA = Restricted Free Agent, TR = Trade, UFA = Unrestricted Free Agent, δ = Reserve/NFI, Ω = Reserve/Physically Unable to Perform List

2022 TRANSACTIONS

DATE	POS.	PLAYER	TRANSACTION
1/1	OLB	Daelin Hayes	Placed on Injured Reserve
1/1	CB	Robert Jackson	Placed on practice squad (COVID-19 replacement)
1/1	S	Tony Jefferson II	Activated from practice squad (standard elevation)
1/1	T	Jaryd Jones-Smith	Activated from practice squad (standard elevation)
1/1	T	David Sharpe	Signed from the practice squad to the active roster
1/1	DB	Mazzi Wilkins	Placed on Practice Squad/COVID-19
1/4	TE	Josh Oliver	Placed on Exempt/COVID-19, then reverted to the active roster on 1/6
1/4	RB	Jacques Patrick	Signed to practice squad
1/4	CB	Kevin Toliver II	Activated off Practice Squad/COVID-19
1/6	TE	Nick Boyle	Placed on Reserve/COVID-19
1/6	RB	Justice Hill	Activated off Reserve/COVID-19
1/6	FB/DL	Patrick Ricard	Placed on Injured Reserve
1/6	S	Ar'Darius Washington	Activated off Reserve/COVID-19
1/6	FB/DL	Patrick Ricard	Placed on Reserve/COVID-19
1/8	S	Tony Jefferson II	Signed from the practice squad to the active roster
1/8	T	Jaryd Jones-Smith	Activated from practice squad (COVID-19 replacement)
1/8	NT	Isaiah Mack	Activated from practice squad (standard elevation)
1/8	TE	Tony Poljan	Activated from practice squad (standard elevation)
1/10	CB	Robert Jackson	Signed to Reserve/Future contract
1/10	T	Jaryd Jones-Smith	Signed to Reserve/Future contract
1/10	G/DT	Kahlil McKenzie	Signed to Reserve/Future contract
1/10	WR	Jaylon Moore	Signed to Reserve/Future contract
1/10	C	Jimmy Murray	Signed to Reserve/Future contract
1/10	TE	Tony Poljan	Re-signed to Reserve/Future contract
1/10	CB	Kevin Toliver II	Re-signed to Reserve/Future contract
1/10	WR	Binjimen Victor	Re-signed to Reserve/Future contract
1/13	NT	Isaiah Mack	Re-signed to Reserve/Future contract
1/17	DB	Kevon Seymour	Re-signed
1/18	RB	Nate McCrary	Re-signed to Reserve/Future contract
1/21	FB/TE	Ben Mason	Signed to Reserve/Future contract
2/25	S	Tony Jefferson II	Re-signed
3/9	CB	Tavon Young	Terminated the contract of vested veteran
3/17	S	Marcus Williams	Signed unrestricted free agent
3/17	T	Morgan Moses	Signed unrestricted free agent
3/23	DT	Michael Pierce	Signed free agent
3/24	FB/DL	Patrick Ricard	Re-signed to a three-year contract extension
4/13	ILB	Josh Byrnes	Re-signed
4/14	DT	Calais Campbell	Re-signed
4/18	WR	Miles Boykin	Released
4/18	C/G	Trystan Colon	Re-signed exclusive rights free agent
4/18	QB	Tyler Huntley	Re-signed exclusive rights free agent
4/18	LS	Nick Moore	Re-signed exclusive rights free agent
4/18	LB	Kristian Welch	Re-signed exclusive rights free agent
4/28	WR	Marquise Brown	Traded to the Arizona Cardinals in exchange for the 23rd overall selection in the 2022 NFL Draft
5/6	RB	Tyler Badie	Signed 2022 draft choice
5/6	WR	Slade Bolden	Signed undrafted rookie free agent
5/6	WR	Shemar Bridges	Signed undrafted rookie free agent
5/6	QB	Anthony Brown	Signed undrafted rookie free agent
5/6	WR	Trevon Clark	Signed undrafted rookie free agent
5/6	T	Aron Johnson	Signed undrafted rookie free agent
5/6	ILB	Zakoby McClain	Signed undrafted rookie free agent
5/6	OLB	Jeremiah Moon	Signed undrafted rookie free agent
5/6	DT	Rayshad Nichols	Signed undrafted rookie free agent
5/6	RB	Ricky Person	Signed undrafted rookie free agent
5/6	WR	Makai Polk	Signed undrafted rookie free agent
5/6	ILB	Josh Ross	Signed undrafted rookie free agent
5/6	CB	David Vereen	Signed undrafted rookie free agent
5/6	WR	Raleigh Webb	Signed undrafted rookie free agent
5/6	OLB	Chuck Wiley	Signed undrafted rookie free agent
5/6	CB	Denzel Williams	Signed undrafted rookie free agent
5/6	WR	Devon Williams	Signed undrafted rookie free agent
5/10	RB	Mike Davis	Signed
5/11	DT	Xavier Kelly	Waived
5/16	LB	Vince Biegel	Signed
5/20	DT	Travis Jones	Signed 2022 draft choice
5/23	ILB	Diego Fagot	Signed undrafted rookie free agent
5/23	DL	Brent Urban	Signed
5/24	S	Chris Moore	Waived
5/26	QB	Brett Hundley	Signed
5/31	CB	Kyle Fuller	Signed
5/31	T	Aron Johnson	Waived
5/31	CB	Kevin Toliver II	Waived
6/2	C	Tyler Linderbaum	Signed 2022 draft choice
6/6	TE	Isaiah Likely	Signed 2022 draft choice
6/7	S	Kyle Hamilton	Signed 2022 draft choice
6/7	CB	Damarion Williams	Signed 2022 draft choice
6/9	TE	Charlie Kolar	Signed 2022 draft choice
6/13	P	Jordan Stout	Signed 2022 draft choice
6/14	DE	Derek Wolfe	Terminated the contract of vested veteran (injury settlement)

6/17	OLB	Steven Means	Signed
7/12	OLB	Justin Houston	Re-signed
7/21	T	David Sharpe	Signed
7/23	CB	Iman Marshall	Waived
7/26	RB	Corey Clement	Signed
7/27	G	Ben Cleveland	Placed on the Reserve/Non-Football Injury (NFI) list
7/27	WR	Bailey Gaither	Signed
8/2	WR	Trevon Clark	Waived
8/2	OLB	David Ojabo	Signed 2022 draft choice
8/8	LB	Vince Biegel	Placed on Injured Reserve
8/8	K	Justin Tucker	Re-signed to a four-year contract extension
8/8	CB	Daryl Worley	Signed
8/12	OLB	Trent Harris	Signed
8/12	CB	Denzel Williams	Waived
8/12	WR	Devon Williams	Waived
8/15	RB	Corey Clement	Waived
8/15	CB	Robert Jackson	Waived
8/16	OLB	Trent Harris	Placed on Injured Reserve
8/16	QB	Brett Hundley	Terminated the contract of vested veteran
8/23	WR	Slade Bolden	Waived (injured)
8/23	RB	Gus Edwards	Placed on the Reserve/Physically Unable to Perform (PUP) list
8/23	ILB	Diego Fagot	Waived
8/23	WR	Bailey Gaither	Waived
8/23	T	Jaryd Jones-Smith	Waived
8/23	WR	Jaylon Moore	Waived
8/23	WR	Demarcus Robinson	Signed
8/25	OLB	Trent Harris	Placed on Injured Reserve, who later reached an injury settlement on Aug. 25
8/26	OLB	Tyus Bowser	Placed on the Reserve/Physically Unable to Perform (PUP) list
8/26	P	Cameron Dicker	Signed
8/29	P	Cameron Dicker	Waived
8/29	C	Jimmy Murray	Waived
8/30	RB	Tyler Badie	Waived
8/30	WR	Shemar Bridges	Waived (injured), who reached an injury settlement on 9/5
8/30	QB	Anthony Brown	Waived
8/30	OLB	Daelin Hayes	Waived (injured), who reverted to Injured Reserve on 8/31
8/30	S	Tony Jefferson II	Terminated the contract of vested veteran
8/30	NT	Isaiah Mack	Waived
8/30	FB/TE	Ben Mason	Waived
8/30	ILB	Zakoby McClain	Waived
8/30	RB	Nate McCrary	Waived
8/30	G/DT	Kahlil McKenzie	Terminated the contract of vested veteran
8/30	OLB	Steven Means	Terminated the contract of vested veteran
8/30	OLB	Jeremiah Moon	Waived
8/30	DT	Rayshad Nichols	Waived
8/30	TE	Tony Poljan	Waived
8/30	WR	Makai Polk	Waived
8/30	DB	Kevon Seymour	Terminated the contract of vested veteran
8/30	T	David Sharpe	Terminated the contract of vested veteran
8/30	DE	Brent Urban	Terminated the contract of vested veteran
8/30	CB	David Vereen	Waived
8/30	WR	Binjimen Victor	Waived
8/30	S	Ar'Darius Washington	Waived
8/30	WR	Raleigh Webb	Waived
8/30	OLB	Chuck Wiley	Waived
8/30	CB	Daryl Worley	Terminated the contract of vested veteran
8/31	RB	Tyler Badie	Signed to practice squad
8/31	QB	Anthony Brown	Signed to practice squad
8/31	DT	Aaron Crawford	Waived (injury settlement)
8/31	RB	Kenyan Drake	Signed
8/31	TE	Charlie Kolar	Placed on Injured Reserve
8/31	NT	Isaiah Mack	Signed to practice squad
8/31	G/DT	Kahlil McKenzie	Signed to practice squad
8/31	OLB	Steven Means	Signed to practice squad
8/31	OLB	Jeremiah Moon	Signed to practice squad
8/31	DL	Rayshad Nichols	Signed to practice squad
8/31	OLB	David Ojabo	Placed on the Reserve/Non-Football Injury (NFI) list
8/31	OLB	Del'Shawn Phillips	Signed
8/31	G/T	Tyre Phillips	Waived
8/31	WR	Makai Polk	Signed to practice squad
8/31	DB	Kevon Seymour	Signed to practice squad
8/31	T	David Sharpe	Signed to practice squad
8/31	DE	Brent Urban	Re-signed
8/31	WR	Binjimen Victor	Signed to practice squad
8/31	S	Ar'Darius Washington	Signed to practice squad
8/31	WR	Raleigh Webb	Signed to practice squad
8/31	CB	Daryl Worley	Signed to practice squad
8/31	FB/TE	Ben Mason	Signed to practice squad



2022 PRESEASON STATISTICS

WON 3, LOST 0			HEAD COACH: JOHN HARBAUGH	
08/11	W	23-10	Tennessee	64,216
08/21	W	24-17	at Arizona	60,924
08/27	W	17-15	Washington	70,411

TEAM STATISTICS		BAL	OPP.
FIRST DOWNS		45	57
Rushing		14	16
Passing		30	35
Penalty		1	6
Third Down-Made/Att		12/33	19/43
Third Down Efficiency		36.4%	44.2%
Fourth Down-Made/Att		1/1	3/7
Fourth Down Efficiency		100.0%	42.9%
TOTAL NET YARDS		983	993
Avg. Per Game		327.7	331.0
Total Plays		160	193
Avg. Per Play		6.1	5.1
NET YARDS RUSHING		226	292
Avg. Per Game		75.3	97.3
Total Rushes		71	73
Avg. Per Rush		3.2	4.0
NET YARDS PASSING		757	701
Avg. Per Game		252.3	233.7
Sacked/Yards Lost		4/12	10/54
Gross Yards		769	755
Attempts/Completions		85/68	110/65
Pct. of Completion		80.0%	59.1%
Had Intercepted		1	4
PUNTS/AVERAGE		13/48.3	10/54.1
Net Punting Average		43.8	46.2
PUNT RETURN/AVG.		4/9.8	6/9.7
KICKOFF RETURN/AVG.		5/21.0	10/25.7
INTERCEPTION RETURN/AVG.		4/7.3	1/14.0
PENALTIES/YARDS		22/202	20/159
FUMBLES/BALL LOST		3/1	1/1
TOUCHDOWNS		7	4
Rushing		2	2
Passing		5	2
Returns		0	0
EXTRA POINTS/ATTEMPTS		7/7	3/3
TWO POINT CONVERSION/ATT.		0/0	0/1
FIELD GOALS/ATTEMPTS		5/5	5/7
AVG. TIME OF POSSESSION		29:20	30:40

* SCORE BY PERIODS	Q1	Q2	Q3	Q4	OT	PTS
TEAM	10	21	27	6	0	64
OPPONENTS	3	16	0	23	0	42

SCORING	TD	RU	PA	RT	K-PAT	FG	2PT	S	PTS
J. Tucker	0	0	0	0	4/4	4/4	0	0	16
T. Badie	1	0	1	0	0/0	0/0	0	0	6
S. Bridges	1	0	1	0	0/0	0/0	0	0	6
A. Brown	1	1	0	0	0/0	0/0	0	0	6
M. Davis	1	1	0	0	0/0	0/0	0	0	6
I. Likely	1	0	1	0	0/0	0/0	0	0	6
D. Robinson	1	0	1	0	0/0	0/0	0	0	6
R. Webb	1	0	1	0	0/0	0/0	0	0	6
C. Dicker	0	0	0	0	2/2	1/1	0	0	5
J. Stout	0	0	0	0	1/1	0/0	0	0	1
TEAM	7	2	5	0	7/7	5/5	0	0	64
OPPONENTS	4	2	2	0	3/3	5/7	0	0	42

* RUSHING	NO.	YDS	AVG	LONG	TD
T. Badie	23	65	2.8	12	0
N. McCrary	10	41	4.1	21	0
M. Davis	13	40	3.1	9	1
T. Huntley	5	26	5.2	14	0
A. Brown	5	22	4.4	9	1
C. Clement	4	17	4.3	8	0
J. Hill	8	16	2.0	8	0
B. Hundley	2	3	1.5	3	0
T. Wallace	1	-4	-4.0	-4	0
TEAM	71	226	3.2	21	2
OPPONENTS	73	292	4.0	29	2

* RECEIVING	TAR	NO.	YDS	AVG	LONG	TD
I. Likely	12	12	144	12.0	31	1
M. Polk	11	8	72	9.0	23	0
B. Victor	11	8	104	13.0	50	0
S. Bridges	10	6	78	13.0	38	1
J. Oliver	5	5	58	11.0	24	0
T. Badie	5	4	14	3.0	9	1
D. Robinson	6	4	135	33.0	67t	1
R. Webb	5	4	88	22.0	38t	1
B. Mason	3	3	10	3.0	4	0
N. McCrary	3	3	8	2.0	7	0
N. Boyle	2	2	0	0.0	4	0
B. Gaither	3	2	18	9.0	10	0
J. Moore	2	2	15	7.0	9	0
M. Davis	1	1	5	5.0	5	0
J. Hill	1	1	8	8.0	8	0
P. Ricard	1	1	1	1.0	1	0
T. Wallace	2	1	3	3.0	3	0
D. Williams	1	1	8	8.0	8	0
C. Clement	1	0	0	0.0	0	0
TEAM	85	68	769	11.3	67t	5
OPPONENTS	106	65	755	11.6	48	2

* INTERCEPTIONS	NO.	YDS	AVG	LONG	TD
D. Williams	1	29	29.0	29	0
K. Fuller	1	0	0.0	0	0
D. Worley	1	0	0.0	0	0
G. Stone	1	0	0.0	0	0
TEAM	4	29	7.3	29	0
OPPONENTS	1	14	14.0	14	0

* OFFENSIVE FUMBLES	FUM	LST	REC	TD
B. Hundley	1	1	0	0
A. Brown	1	0	1	0
T. Huntley	1	0	1	0
TEAM	3	1	2	0
OPPONENTS	1	1	0	0

* PUNTING	NO.	YDS	AVG	NET	TB	IN	LG	B
J. Stout	7	345	49.3	47.0	0	4	58	0
C. Dicker	6	283	47.2	40.2	0	2	57	0
TEAM	13	628	48.3	43.8	0	6	58	0
OPPONENTS	10	541	54.1	46.2	2	5	62	0

* PUNT RETURNS	RET	FC	YDS	AVG	LONG	TD
D. Williams	2	1	39	19.5	27	0
D. Robinson	2	0	0	0.0	2	0
TEAM	4	1	39	9.8	27	0
OPPONENTS	6	3	58	9.7	15	0

* KICKOFF RETURNS	NO.	YDS	AVG	LONG	TD
T. Badie	4	87	21.8	24	0
C. Clement	1	18	18.0	18	0
TEAM	5	105	21.0	24	0
OPPONENTS	10	257	25.7	48	0

* FIELD GOALS	1-19	20-29	30-39	40-49	50+
J. Tucker	0/0	2/2	0/0	2/2	0/0
C. Dicker	0/0	0/0	1/1	0/0	0/0
TEAM	0/0	2/2	1/1	2/2	0/0
OPPONENTS	0/0	3/3	1/1	1/2	0/1

J. Tucker: (47G, 25G, 47G) (29G) (-) (-) (-) (38G)
OPP: (33G) (54WR, 21G) (43WL, 44G, 24G, 29G)

2-Pt Conv: TM 0-0, OPP 0-1

SACKS: K. Welch 2.5, S. Means 1.5, C. Wiley 1.5, T. Jones 1.0, B. Washington 0.5, J. Moon 0.5, D. Worley 0.5, M. Harrison 0.5, I. Mack 0.5, R. Nichols 0.5, G. Stone 0.5, (group) 0.0, **TM** 10.0, **OPP** 4.0

* PASSING	ATT	CMP	YDS	CMP%	YDS/ATT	TD	TD%	INT	INT%	LONG	SACK/LOST	RATING
A. Brown	47	35	464	74.5	9.9	3	6.4	1	2.1	67t	0/0	117.7
T. Huntley	36	31	263	86.1	7.3	2	5.6	0	0.0	31	2/3	115.6
B. Hundley	2	2	42	100.0	21.0	0	0.0	0	0.0	34	2/9	118.8
TEAM	85	68	769	80.0	9.0	5	5.9	1	1.2	67t	4.0/12	119.1
OPPONENTS	110	65	755	59.1	6.9	2	1.8	4	3.6	48	10.0/54	70.8

2022 PRESEASON DEFENSIVE STATISTICS

2022 PRESEASON BALTIMORE RAVENS DEFENSIVE STATS (THROUGH WEEK 4)

PLAYER	TOTAL	TKL.	ASST	TFL	SACKS/YDS.	QBH	FR	FF	INT./YDS.	PD
Ross, Josh	20	13	7	2	0.0/0.0	0	0	0	0/0	1
Jefferson II, Tony	14	11	3	1	0.0/0.0	0	0	0	0/0	0
Welch, Kristian	13	8	5	1	2.5/15.5	3	0	0	0/0	0
Nichols, Rayshad	12	6	6	0	0.5/4.0	3	0	0	0/0	0
Worley, Daryl	11	9	2	0	0.5/0.0	1	0	0	1/0	1
Mack, Isaiah	10	4	6	0	0.5/2.5	5	0	0	0/0	0
McClain, Zakoby	10	5	5	0	0.0/0.0	0	0	0	0/0	0
Stephens, Brandon	9	9	0	0	0.0/0.0	0	0	0	0/0	0
Stone, Geno	9	5	4	1	0.5/0.0	2	0	0	1/0	2
Means, Steven	8	3	5	1	1.5/8.5	2	0	0	0/0	0
Crawford, Aaron	7	4	3	1	0.0/0.0	2	0	0	0/0	0
Seymour, Kevon	7	3	4	0	0.0/0.0	0	0	0	0/0	1
Harrison, Malik	6	4	2	1	0.5/0.0	2	0	1	0/0	0
Washington, Ar'Darius	6	3	3	0	0.0/0.0	0	0	0	0/0	1
Vereen, David	5	4	1	0	0.0/0.0	0	0	0	0/0	0
Wiley, Chuck	5	3	2	1	1.5/11.0	5	0	0	0/0	0
Hamilton, Kyle	4	3	1	0	0.0/0.0	0	1	0	0/0	1
Moon, Jeremiah	4	1	3	0	0.5/0.0	3	0	0	0/0	0
Hayes, Daelin	3	3	0	0	0.0/0.0	0	0	0	0/0	0
Williams, Damarion	3	3	0	0	0.0/0.0	0	0	0	1/29	1
Fagot, Diego	2	2	0	0	0.0/0.0	0	0	0	0/0	0
Jackson, Robert	2	2	0	1	0.0/0.0	0	0	0	0/0	0
Jones, Travis	2	1	1	1	1.0/7.0	1	0	0	0/0	0
Madubuike, Justin	2	0	2	0	0.0/0.0	0	0	0	0/0	0
Urban, Brent	2	1	1	1	0.0/0.0	0	0	0	0/0	0
Washington, Broderick	2	0	2	0	0.5/5.5	1	0	0	0/0	0
Fuller, Kyle	1	1	0	0	0.0/0.0	0	0	0	1/0	1
Oweh, Odafe	1	0	1	0	0.0/0.0	0	0	0	0/0	0
(group)	--	--	--	--	0.0/0.0	--	--	--	--/--	--
TOTALS	180	111	69	12	10.0/54.0	30	1	1	4/29	9

ASST=Assist, TFL=Tackle for a Loss, Int.=Interception, FR=Fumble Recovery, FF=Forced Fumble, PD=Pass Defense

2022 RAVENS SPECIAL TEAMS				
POS.	PLAYER	TTL.	SOLO	ASST.
ILB	Fagot, Diego	3	3	0
RB	Badie, Tyler	2	2	0
LB	Harrison, Malik	2	2	0
LB	Welch, Kristian	2	2	0
S	Hamilton, Kyle	1	0	1
CB	Jackson, Robert	1	1	0
S	Jefferson II, Tony	1	1	0
OLB	Moon, Jeremiah	1	1	0
LS	Moore, Nick	1	1	0
CB	Seymour, Kevon	1	1	0
S	Stone, Geno	1	1	0
WR	Webb, Raleigh	1	1	0
TOTALS		17	16	1

DEFENSIVE STATS BY RANK									
SACKS		INTERCEPTIONS		TACKLES FOR LOSS		PASSES DEFENSED		QBH	
PLAYER	NO.	PLAYER	NO.	PLAYER	NO.	PLAYER	NO.	PLAYER	NO.
Welch, Kristian	2.5	Fuller, Kyle	1	Ross, Josh	2	Stone, Geno	2	Mack, Isaiah	5
Means, Steven	1.5	Stone, Geno	1	Crawford, Aaron	1	Fuller, Kyle	1	Wiley, Chuck	5
Wiley, Chuck	1.5	Williams, Damarion	1	Harrison, Malik	1	Hamilton, Kyle	1	Moon, Jeremiah	3
Jones, Travis	1.0	Worley, Daryl	1	Jackson, Robert	1	Ross, Josh	1	Nichols, Rayshad	3
Harrison, Malik	0.5			Jefferson II, Tony	1	Seymour, Kevon	1	Welch, Kristian	3
Mack, Isaiah	0.5			Jones, Travis	1	Washington, Ar'Darius	1	Crawford, Aaron	2
Moon, Jeremiah	0.5			Means, Steven	1	Williams, Damarion	1	Harrison, Malik	2
Nichols, Rayshad	0.5			Stone, Geno	1	Worley, Daryl	1	Means, Steven	2
Stone, Geno	0.5			Urban, Brent	1			Stone, Geno	2
Washington, Broderick	0.5			Welch, Kristian	1			Jones, Travis	1
Worley, Daryl	0.5			Wiley, Chuck	1			Washington, Broderick	1
								Worley, Daryl	1

FORCED FUMBLES		FUMBLE RECOVERIES	
PLAYER	NO.	PLAYER	NO.
Harrison, Malik	1	Hamilton, Kyle	1

2021 STATISTICS

WON 8, LOST 9		HEAD COACH: JOHN HARBAUGH			
09/13	L	27-33 (OT)	at Las Vegas	61,756	
09/19	W	36-35	Kansas City	70,417	
09/26	W	19-17	at Detroit	50,788	
10/03	W	23-7	at Denver	76,490	
10/11	W	31-25 (OT)	Indianapolis	70,510	
10/17	W	34-6	L.A. Chargers	70,704	
10/24	L	17-41	Cincinnati	70,659	
11/07	W	34-31 (OT)	Minnesota	70,599	
11/11	L	10-22	at Miami	65,948	
11/21	W	16-13	at Chicago	60,679	
11/28	W	16-10	Cleveland	70,355	
12/05	L	19-20	at Pittsburgh	59,303	
12/12	L	22-24	at Cleveland	67,431	
12/19	L	30-31	Green Bay	70,815	
12/26	L	21-41	at Cincinnati	63,922	
01/02	L	19-20	L.A. Rams	70,328	
01/09	L	13-16 (OT)	Pittsburgh	70,453	

TEAM STATISTICS		BAL	OPP.
FIRST DOWNS			
Rushing		394	340
Passing		159	81
Penalty		209	232
Third Down-Made/Att		26	27
Third Down Efficiency		82/225	70/201
Fourth Down-Made/Att		36.4%	34.8%
Fourth Down Efficiency		18/27	11/18
TOTAL NET YARDS		6,440	6,178
Avg. Per Game		378.8	363.4
Total Plays		1,185	1,033
Avg. Per Play		5.4	6.0
NET YARDS RUSHING			
Avg. Per Game		2,479	1,436
Total Rushes		145.8	84.5
Avg. Per Rush		517	378
NET YARDS PASSING			
Avg. Per Game		3,961	4,742
Sacked/Yards Lost		233.0	278.9
Gross Yards		57/306	34/244
Attempts/Completions		4,267	4,986
Pct. of Completion		611/396	621/397
Had Intercepted		64.8%	63.9%
PUNTS/AVERAGE			
Net Punting Average		18	9
PUNT RETURN/AVG.		71/44.4	83/45.6
KICKOFF RETURN/AVG.		40.0	39.6
INTERCEPTION RETURN/AVG.		26/13.8	31/7.4
PENALTIES/YARDS		32/23.0	39/18.5
FUMBLES/BALL LOST		9/4.2	18/8.7
TOUCHDOWNS		102/852	98/882
Rushing		21/8	13/6
Passing		41	48
Returns		18	13
EXTRA POINTS/ATTEMPTS		21	31
TWO POINT CONVERSION/ATT.		2/8	1/5
FIELD GOALS/ATTEMPTS		35/37	21/28
AVG. TIME OF POSSESSION		32:22	27:38

* SCORE BY PERIODS		Q1	Q2	Q3	Q4	OT	PTS
TEAM		51	119	72	136	9	387
OPPONENTS		54	121	81	127	9	392

SCORING		TD	RU	PA	RT	K-PAT	FG	2PT	S	PTS
J. Tucker		0	0	0	0	32/32	35/37	0	0	137
M. Andrews		9	0	9	0	0/0	0/0	2	0	58
M. Brown		6	0	6	0	0/0	0/0	0	0	36
D. Freeman		6	5	1	0	0/0	0/0	0	0	36
L. Murray		6	6	0	0	0/0	0/0	0	0	36
D. Duvernay		3	0	2	1	0/0	0/0	0	0	18
L. Bell		2	2	0	0	0/0	0/0	0	0	12
T. Huntley		2	2	0	0	0/0	0/0	0	0	12
L. Jackson		2	2	0	0	0/0	0/0	0	0	12
R. Bateman		1	0	1	0	0/0	0/0	0	0	6
C. Clark		1	0	0	1	0/0	0/0	0	0	6
P. Ricard		1	0	1	0	0/0	0/0	0	0	6
S. Watkins		1	0	1	0	0/0	0/0	0	0	6
T. Williams		1	1	0	0	0/0	0/0	0	0	6
TEAM		41	18	21	2	32/32	35/37	2	0	387
OPPONENTS		48	13	31	4	39/42	21/28	1	0	392

* RUSHING	NO.	YDS	AVG	LONG	TD
L. Jackson	133	767	5.8	31	2
D. Freeman	133	576	4.3	32	5
L. Murray	119	501	4.2	46t	6
T. Huntley	47	294	6.3	21	2
T. Williams	35	185	5.3	35t	1
L. Bell	31	83	2.7	12	2
D. Duvernay	7	50	7.1	19	0
J. Johnson	5	10	2.0	7	0
T. Cannon	2	5	2.5	3	0
M. Brown	1	5	5.0	5	0
P. Ricard	2	4	2.0	2	0
M. Andrews	1	0	0.0	0	0
N. McCrary	1	-1	-1.0	-1	0
TEAM	517	2,479	4.8	46t	18
OPPONENTS	378	1,436	3.8	66	13

* RECEIVING	TAR	NO.	YDS	AVG	LONG	TD
M. Andrews	153	107	1,361	12.0	43	9
M. Brown	146	91	1,008	11.0	49t	6
R. Bateman	68	46	515	11.0	36	1
D. Freeman	42	34	190	5.0	15	1
D. Duvernay	47	33	272	8.0	21	2
S. Watkins	49	27	394	14.0	49	1
J. Proche II	20	16	202	12.0	32	0
L. Murray	13	10	75	7.0	18	0
J. Oliver	15	9	66	7.0	19	0
T. Williams	12	9	84	9.0	21	0
P. Ricard	13	8	63	7.0	22	1
T. Wallace	6	2	23	11.0	18	0
L. Bell	3	1	-1	-1.0	0	0
M. Boykin	1	1	6	6.0	6	0
N. Boyle	2	1	2	2.0	2	0
E. Tomlinson	1	1	7	7.0	7	0
TEAM	591	396	4,267	10.8	49t	21
OPPONENTS	602	397	4,986	12.6	82t	31

* INTERCEPTIONS	NO.	YDS	AVG	LONG	TD
A. Averett	3	21	7.0	21	0
C. Clark	2	17	8.5	17t	1
G. Stone	1	0	0.0	0	0
D. Elliott	1	0	0.0	0	0
T. Young	1	0	0.0	0	0
M. Humphrey	1	0	0.0	0	0
TEAM	9	38	4.2	21	1
OPPONENTS	18	157	8.7	34t	1

* OFFENSIVE FUMBLES	FUM	LST	REC	TD
L. Jackson	6	3	2	0
T. Huntley	4	3	1	0
M. Brown	3	1	0	0
S. Watkins	1	1	0	0
B. Bozeman	1	0	0	0
R. Bateman	0	0	1	0
M. Andrews	1	0	1	0
J. Johnson	2	0	2	0
J. Oliver	1	0	1	0
T. Williams	1	0	0	0
D. Duvernay	1	0	2	1
TEAM	21	8	10	1
OPPONENTS	13	6	3	0

* PUNTING	NO.	YDS	AVG	NET	TB	IN	LG	B
S. Koch	71	3,149	44.4	40.0	4	26	61	0
TEAM	71	3,149	44.4	40.0	4	26	61	0
OPPONENTS	83	3,788	45.6	39.6	7	27	69	0

* PUNT RETURNS	RET	FC	YDS	AVG	LONG	TD
D. Duvernay	26	24	360	13.8	42	0
TEAM	26	24	360	13.8	42	0
OPPONENTS	31	16	228	7.4	23	0

* KICKOFF RETURNS	NO.	YDS	AVG	LONG	TD
D. Duvernay	28	676	24.1	47	0
T. Wallace	2	39	19.5	24	0
J. Proche II	2	22	11.0	22	0
TEAM	32	737	23.0	47	0
OPPONENTS	39	724	18.6	98t	1

* FIELD GOALS	1-19	20-29	30-39	40-49	50+
J. Tucker	0/0	7/7	9/9	13/15	6/6
TEAM	0/0	7/7	9/9	13/15	6/6
OPPONENTS	0/0	4/4	9/10	5/9	3/5

J. Tucker: (40G, 47G) (43G) (49WR, 39G, 50G, 32G, 66G) (40G, 46G, 20G) (23G) (52G, 39G) (45G) (37G, 36G) (46G, 48WR) (35G, 27G, 46G) (52G, 25G, 49G) (35G, 28G) (50G, 42G, 55G) (38G) (-) (22G, 46G, 46G, 34G) (24G, 46G)
OPP: (34G, 55G) (35G) (37G, 43G, 37B, 47WL) (52G, 30G) (36G) (31G, 22G, 29G) (40WL) (46WL, 46G) (53G, 43G) (43G, 41RU) (29G) (30G, 36G, 50WR) (56WR) (28G, 40G, 36G)
2-Pt Conv: M. Andrews 2, L. Jackson 0, **TM** 2-8, **OPP** 1-5

SACKS: T. Bowser 7.0, O. Oweh 5.0, J. Houston 4.5, P. Queen 2.0, J. Bynes 2.0, J. Madubuike 2.0, T. Young 2.0, C. Campbell 1.5, B. Washington 1.0, K. Seymour 1.0, T. Jefferson II 1.0, D. Elliott 1.0, I. Mack 1.0, C. Clark 1.0, P. McPhee 1.0, (group) 1.0, **TM** 34.0, **OPP** 57.0

* PASSING	ATT	CMP	YDS	CMP%	YDS/ATT	TD	TD%	INT	INT%	LONG	SACK/LOST	RATING
L. Jackson	382	246	2,882	64.4	7.5	16	4.2	13	3.4	49t	38/190	87.0
T. Huntley	188	122	1,081	64.9	5.8	3	1.6	4	2.1	43	18/107	76.6
J. Johnson	40	28	304	70.0	7.6	2	5.0	1	2.5	28	1/9	98.3
S. Koch	1	0	0	0.0	0.0	0	0.0	0	0.0	0	0/0	39.6
TEAM	611	396	4,267	64.8	7.0	21	3.4	18	2.9	49t	57.0/306	84.4
OPPONENTS	621	397	4,986	63.9	8.0	31	5.0	9	1.4	82t	34.0/244	99.4

2021 DEFENSIVE STATISTICS

2021 REGULAR SEASON BALTIMORE RAVENS DEFENSIVE STATS (THROUGH WEEK 18)

PLAYER	TOTAL	TKL.	ASST	TFL	SACKS/YDS.	QBH	FR	FF	INT./YDS.	PD
Queen, Patrick	98	68	30	10	2.0/19.0	3	1	1	0/0	1
Clark, Chuck	77	46	31	3	1.0/12.0	1	0	0	2/17	12
Bynes, Josh	76	50	26	6	2.0/1.0	3	0	0	0/0	4
Stephens, Brandon	74	46	28	1	0.0/0.0	1	0	0	0/0	4
Humphrey, Marlon	58	44	14	0	0.0/0.0	1	0	1	1/0	13
Bowser, Tyus	56	31	25	8	7.0/56.0	15	0	2	0/0	4
Averett, Anthony	53	45	8	0	0.0/0.0	0	0	0	3/21	11
Campbell, Calais	49	29	20	5	1.5/3.5	12	1	0	0/0	1
Madubuike, Justin	36	23	13	7	2.0/15.0	5	0	0	0/0	2
Williams, Brandon	35	15	20	4	0.0/0.0	1	1	0	0/0	3
Houston, Justin	34	19	15	6	4.5/22.5	17	1	1	0/0	1
Young, Tavon	34	29	5	4	2.0/20.0	3	0	0	1/0	3
Oweh, Odafe	33	23	10	5	5.0/25.0	15	2	3	0/0	1
Board, Chris	30	13	17	0	0.0/0.0	2	0	0	0/0	0
Elliott, DeShon	23	19	4	3	1.0/6.0	3	0	0	1/0	2
Seymour, Kevon	23	15	8	3	1.0/9.0	1	0	0	0/0	1
Ellis, Justin	18	7	11	0	0.0/0.0	1	0	0	0/0	0
Harrison, Malik	18	11	7	2	0.0/0.0	0	0	0	0/0	0
Smith, Jimmy	18	15	3	1	0.0/0.0	0	0	0	0/0	3
Stone, Geno	17	12	5	1	0.0/0.0	1	0	0	1/0	1
Washington, Broderick	16	8	8	2	1.0/10.0	3	0	0	0/0	0
Westry, Chris	15	15	0	1	0.0/0.0	0	0	0	0/0	3
Jefferson II, Tony	14	7	7	1	1.0/9.0	1	0	0	0/0	1
McPhee, Pernell	14	11	3	2	1.0/11.0	3	0	0	0/0	0
Ferguson, Jaylon	6	3	3	0	0.0/0.0	3	0	0	0/0	0
Worley, Daryl	5	5	0	0	0.0/0.0	0	0	0	0/0	0
Levine Sr., Anthony	4	3	1	0	0.0/0.0	0	0	0	0/0	1
McKenzie, Kahlil	4	1	3	0	0.0/0.0	0	0	0	0/0	0
Welch, Kristian	4	0	4	0	0.0/0.0	0	0	0	0/0	0
Jackson, Robert	3	1	2	0	0.0/0.0	0	0	0	0/0	0
Mack, Isaiah	3	1	2	1	1.0/8.0	1	0	0	0/0	0
Thomas, Joe	1	0	1	0	0.0/0.0	0	0	0	0/0	0
(group)	--	--	--	--	1.0/17.0	--	--	--	--/--	--
TOTALS	949	615	334	76	34.0/244.0	96	6	8	9/38	72

ASST=Assist, TFL=Tackle for a Loss, Int.=Interception, FR=Fumble Recovery, FF=Forced Fumble, PD=Pass Defense

2021 RAVENS SPECIAL TEAMS				
POS.	PLAYER	TTL.	SOLO	ASST.
ILB	Board, Chris	11	5	6
WR	Wallace, Tylan	9	4	5
LB	Welch, Kristian	9	3	6
DB/LB	Levine Sr., Anthony	8	6	2
LB	Harrison, Malik	7	3	4
TE	Tomlinson, Eric	5	5	0
LS	Moore, Nick	4	4	0
DB	Stephens, Brandon	4	3	1
S	Stone, Geno	4	3	1
OLB	Bowser, Tyus	3	2	1
S	Clark, Chuck	3	3	0
S	Jefferson II, Tony	3	2	1
TE	Oliver, Josh	3	1	2
S	Richards, Jordan	2	0	2
CB	Seymour, Kevon	2	2	0
CB	Westry, Chris	2	2	0
CB	Averett, Anthony	1	1	0
RB	Cannon, Trenton	1	1	0
S	Washington, Ar'Darius	1	0	1
CB	Young, Tavon	1	1	0
TOTALS		83	51	32

DEFENSIVE STATS BY RANK									
SACKS		INTERCEPTIONS		TACKLES FOR LOSS		PASSES DEFENSED		QBH	
PLAYER	NO.	PLAYER	NO.	PLAYER	NO.	PLAYER	NO.	PLAYER	NO.
Bowser, Tyus	7.0	Averett, Anthony	3	Queen, Patrick	10	Humphrey, Marlon	13	Houston, Justin	17
Oweh, Odafe	5.0	Clark, Chuck	2	Bowser, Tyus	8	Clark, Chuck	12	Bowser, Tyus	15
Houston, Justin	4.5	Elliott, DeShon	1	Madubuike, Justin	7	Averett, Anthony	11	Oweh, Odafe	15
Bynes, Josh	2.0	Humphrey, Marlon	1	Bowser, Tyus	6	Bowser, Tyus	4	Campbell, Calais	12
Madubuike, Justin	2.0	Stone, Geno	1	Houston, Justin	6	Bynes, Josh	4	Madubuike, Justin	5
Queen, Patrick	2.0	Young, Tavon	1	Campbell, Calais	5	Stephens, Brandon	4	Bynes, Josh	3
Young, Tavon	2.0			Oweh, Odafe	5	Smith, Jimmy	3	Elliott, DeShon	3
Campbell, Calais	1.5			Williams, Brandon	4	Westry, Chris	3	Ferguson, Jaylon	3
Clark, Chuck	1.0			Young, Tavon	4	Williams, Brandon	3	McPhee, Pernell	3
Elliott, DeShon	1.0			Clark, Chuck	3	Young, Tavon	3	Queen, Patrick	3
Jefferson II, Tony	1.0			Elliott, DeShon	3	Elliott, DeShon	2	Washington, Broderick	3
Mack, Isaiah	1.0			Seymour, Kevon	3	Madubuike, Justin	2	Young, Tavon	3
McPhee, Pernell	1.0			Harrison, Malik	2	Campbell, Calais	1	Board, Chris	2
Seymour, Kevon	1.0			McPhee, Pernell	2	Houston, Justin	1	Clark, Chuck	1
Washington, Broderick	1.0			Washington, Broderick	2	Jefferson II, Tony	1	Ellis, Justin	1
				Jefferson II, Tony	1	Levine Sr., Anthony	1	Humphrey, Marlon	1
				Mack, Isaiah	1	Oweh, Odafe	1	Jefferson II, Tony	1
				Smith, Jimmy	1	Queen, Patrick	1	Mack, Isaiah	1
				Stephens, Brandon	1	Seymour, Kevon	1	Seymour, Kevon	1
				Stone, Geno	1	Stone, Geno	1	Stephens, Brandon	1
				Westry, Chris	1			Stone, Geno	1
								Williams, Brandon	1

FORCED FUMBLES		FUMBLE RECOVERIES	
PLAYER	NO.	PLAYER	NO.
Oweh, Odafe	3	Oweh, Odafe	2
Bowser, Tyus	2	Campbell, Calais	1
Houston, Justin	1	Houston, Justin	1
Humphrey, Marlon	1	Queen, Patrick	1
Queen, Patrick	1	Williams, Brandon	1