

# BALTIMORE RAVENS GAME RELEASE

UNDER ARMOUR PERFORMANCE CENTER | 1 WINNING DRIVE | OWINGS MILLS, MD

PH: 410-701-4000 | BALTIMORERAVENS.COM | TWITTER: @RAVENS

WORLD CHAMPIONS: SUPER BOWL XXXV (2000) & SUPER BOWL XLVII (2012)



## MIAMI DOLPHINS VS. BALTIMORE RAVENS



[1-0]

WEEK 2 – SUNDAY, SEPT. 18, 2022  
1 P.M. ET – M&T BANK STADIUM (70,745)

[1-0]

### QUICK HITS

**X** The Baltimore Ravens (1-0) host the Miami Dolphins (1-0) in a 2022 Charm City opener from M&T Bank Stadium this Sunday (1 p.m. kickoff). The Ravens have won six straight home openers and are 13-1 in such contests during the **John Harbaugh** Era (since 2008). In the month of September with Harbaugh at the helm, Baltimore is 20-4 at M&T Bank Stadium, producing the NFL's best such home winning percentage (.833) during this time.

**X** Kicking off Week 1 with a 24-9 victory at the NY Jets, **QB Lamar Jackson** threw 3 TDs, including a 55-yard strike to **WR Rashod Bateman** and 2 scores (25 & 17 yards) to **WR Devin Duvernay**. Jackson was 17-of-30 for 213 yards, earning his 38th regular season win, tying (Tom Brady & Danny White) for the third most in the first 50 starts of an NFL QB's career. Baltimore's defense was stout against New York, limiting the Jets to 2-of-14 on third down, notching 3 sacks and 11 QB hits of QB Joe Flacco, and forcing 2 turnovers (INT by **S Marcus Williams** & FR by **CB Marlon Humphrey**).

**X** Baltimore leads the all-time regular season series vs. Miami, 8-7, including a 7-2 mark under Coach Harbaugh. The Ravens are 4-1 vs. the Dolphins in Charm City, winning four straight matchups.

**X** For the first time in franchise history, Baltimore opens the season playing its first four games vs. one division – the AFC East. Following last Sunday's win at NYJ and this week's tilt vs. Miami, the Ravens travel to New England (Week 3) and then host Buffalo (Week 4).

**X** Coach Harbaugh, who is in his 15th season in Baltimore, is the NFL's third-longest tenured head coach, behind only Bill Belichick (23 seasons) and Mike Tomlin (16). Harbaugh has led the Ravens to 149 total wins since his 2008 arrival, ranking as the league's fifth most. (He has compiled an impressive 149-96 overall record.)

### UPCOMING SCHEDULE

- Wed. Sept. 14: 1:40 p.m. . . . Practice/Media Viewing (approx. 30 min.)  
3:30 p.m. . . . Coach Harbaugh/Players Podium & Open Locker Room
- Thu. Sept. 15: 1:40 p.m. . . . Practice/Media Viewing (approx. 30 min.)  
3:30 p.m. . . . Coordinators Podium & Open Locker Room
- Fri. Sept. 16: 11:30 a.m. . . Practice/Media Viewing (approx. 30 min.)  
1:15 p.m. . . . Coach Harbaugh Podium & Open Locker Room

### CALLING THE ACTION

- Television:** CBS / WJZ Ch. 13 (Baltimore)
- Kevin Harlan (PBP)
  - Trent Green (analyst)
  - Melanie Collins (sideline)
  - Ken Mack (producer)
  - Jim Cornell (director)
- Local Radio:** WBAL (1090 AM) & 98Rock (97.9 FM)
- Gerry Sandusky (play-by-play)
  - Rod Woodson (analyst)
- National Radio:** Compass Media Networks
- Chris Carrino (play-by-play)
  - Brian Baldinger (analyst)

### COACH HARBS SAYS

#### ON TEAM LEADERSHIP AND NAMING WEEKLY GAME CAPTAINS:

"We feel like we have leadership throughout the roster, especially with our veteran players, and we feel like we want to honor that and recognize that, that we're a team, and that we have a team of leaders. Every person out there on that field is a captain in their own right. Certainly, there are levels to that. You have veteran guys who are our veteran leaders, but we also have some younger leaders who have an opportunity to walk out there and to lead the team into a game, which is a really big deal."

### INJURY UPDATE

Standout **RB J.K. Dobbins** (knee), rookie **DT Travis Jones** (knee) and All-Pros **CB Marcus Peters** (knee) and **LT Ronnie Stanley** (ankle) were inactive in Week 1 at NYJ. **CB Kyle Fuller** (knee) and **LT Ja'Wuan James** (Achilles) were injured vs. the Jets and will miss the remainder of the season. ... Starter **OLB Tyus Bowser** (Achilles) and standout **RB Gus Edwards** (knee) are on the Reserve/PUP list. ... Rookie second-rounder **OLB David Ojabo** (Reserve/NFI) continues to rehab an Achilles injury sustained during his March Pro Day.

### NOTE THE QUOTE

#### ESPN'S RYAN CLARK ON PLAYING AGAINST THE RAVENS:

"Every week you go up against the Baltimore Ravens, you're going to have to come with all the physicality that you can learn to muster for the six days you are preparing for them. ... [Playing the] Baltimore Ravens is unlike playing any other team in the entire NFL."

## ACTION JACKSON THROUGH 50 STARTS

**X** Lamar Jackson has posted a 38-12 record through his first 50 regular season starts, tying Tom Brady and Danny White for the third-most wins by a NFL QB in his first 50 starts all time.

**X** Jackson has produced 106 TDs (86 passing & 20 rushing) in his 50 career starts, ranking as the sixth most by a QB in the first 50 starts of a career (since 1970 merger).



### QBS THROUGH FIRST 50 STARTS

MOST VICTORIES			TOTAL TOUCHDOWNS		
Rk.	QB	Wins	Rk.	QB	TDs
1.	P. Mahomes . . .	40	1.	P. Mahomes . . .	135
	K. Stabler . . .	40	2.	D. Marino . . .	118
3.	L. Jackson . . .	38	3.	J. Allen . . . . .	112
	T. Brady . . . . .	38		D. Watson . . .	112
	D. White . . . . .	38	5.	A. Rodgers . . .	107
6.	Two QBs . . . . .	37	6.	L. Jackson . . .	106

Chad Steele - SVP of Communications ■ Patrick Gleason - VP of Public Relations ■ Marisol Renner - Director of Publications ■ Tom Valente - Director of Public Relations  
Vernon Dennis - Public Relations Coordinator ■ Dan Horowitz - Public Relations Coordinator ■ Emma Levine - Public Relations Intern

# RAVENS 2022 INFORMATION

## SCHEDULE & RESULTS (1-0)

Date	Opponent	Time/Network
Sun. Sept. 11	at New York Jets	W, 24-9
Sun. Sept. 18	MIAMI DOLPHINS	1 p.m.
Sun. Sept. 25	at New England Patriots	1 p.m.
Sun. Oct. 2	BUFFALO BILLS	1 p.m.
Sun. Oct. 9*	CINCINNATI BENGALS	8:20 p.m. (NBC)
Sun. Oct. 16*	at New York Giants	1 p.m.
Sun. Oct. 23*	CLEVELAND BROWNS	1 p.m.
Thurs. Oct. 27	at Tampa Bay Buccaneers	8:15 p.m. (Prime)
Mon. Nov. 7	at New Orleans Saints	8:15 p.m. (ESPN)
Sun. Nov. 13	BYE	
Sun. Nov. 20*	CAROLINA PANTHERS	1 p.m.
Sun. Nov. 27*	at Jacksonville Jaguars	1 p.m.
Sun. Dec. 4*	DENVER BRONCOS	1 p.m.
Sun. Dec. 11*	at Pittsburgh Steelers	1 p.m.
Sat./Sun. Dec. 17/18	at Cleveland Browns	TBD
Sat. Dec. 24	ATLANTA FALCONS	1 p.m.
Sun. Jan. 1*	PITTSBURGH STEELERS	1 p.m.
Sat./Sun. Jan. 7/8	at Cincinnati Bengals	TBD

\* Flexible Scheduling Games      Home Games in CAPS      All Times Eastern

## NUMBERS TO NOTE

**1** – 100-yard rushing game needed by **QB Lamar Jackson** to set the NFL's all-time regular season record by a QB, which he currently shares with Michael Vick (10).

**10** – Consecutive games **TE Mark Andrews** has posted at least 50 receiving yards, marking the NFL's longest active streak among TEs. Since the 1970 merger, he is the sixth TE with at least 50 yards in 10 straight games, joining Rob Gronkowski, Travis Kelce, George Kittle, Greg Olsen and Delanie Walker.

**11** – QB hits by the Ravens' defense in the Week 1 win at NYJ. Baltimore also allowed just 9 points and held the Jets to 2-of-14 on third down in **Mike Macdonald's** "D" coordinator debut.

**58** – Consecutive FGs made in the fourth quarter/OT by **K Justin Tucker**, marking the NFL's longest active streak. Tucker (91.1%) is the most accurate kicker in NFL history.

**82-31** – The Ravens' record at home under **John Harbaugh** (since his 2008 arrival), ranking as the NFL's third-best winning percentage (.726). Baltimore is an NFL-best 20-4 in September home games under "Harbs."

**94.5** – Career sacks for **DE Calais Campbell**, including 1 in Week 1's win at NYJ. In his 15th season, Campbell (214) is the NFL's only active defender who's played in at least 200 games.

**181-78** – How Baltimore has outscored opponents in the last six home openers at M&T Bank Stadium, all of which have yielded Ravens' victories.

**250** – Total victories (regular season + postseason) for the Ravens franchise, making it one of seven teams in NFL history to reach the milestone in fewer than 450 games played (445).

## KEY 2022 ADDITIONS / LOSSES

### Key Veteran Additions

RB Mike Davis – FA (Atl.) (one-year contract)  
 CB Kyle Fuller – FA (Den.) (one-year) - IR  
 T Morgan Moses – UFA (NYJ) (three-year)  
 NT Michael Pierce – FA (Min.) (three-year)  
 S Marcus Williams – UFA (NO) (five-year)

### Key Free Agents Retained

ILB Josh Byner – UFA (one-year)  
 DE Calais Campbell – UFA (two-year)  
 OLB Justin Houston – UFA (one-year)  
 FB Patrick Ricard – UFA (three-year)

### Key Players Lost

CB Anthony Averett – UFA (LV)  
 C Bradley Bozeman – UFA (Car.)  
 WR Marquise Brown – trade (Ari.)  
 P Sam Koch – retired



MARCUS WILLIAMS

Career-high 12 tackles and 1 INT in Week 1 win at NYJ

T Alejandro Villanueva – retired  
 NT Brandon Williams – unsigned FA  
 CB Tavon Young – released (Chi.)

## 2022 DRAFT CLASS

Rd.	Pick	Name	Pos.	Ht.	Wt.	College
1a	14	Kyle Hamilton	S	6-4	220	Notre Dame
1b	25	Tyler Linderbaum	C	6-2	305	Iowa
2	45	David Ojabo	OLB	6-4	255	Michigan
3	76	Travis Jones	DT	6-4	327	Connecticut
4a	110	Daniel Faalele	T	6-8	380	Minnesota
4b	119	Jalyn Armour-Davis	CB	6-1	195	Alabama
4c	128	Charlie Kolar	TE	6-6	250	Iowa State
4d	130	Jordan Stout	P	6-3	210	Penn State
4e	139	Isaiah Likely	TE	6-4	235	Coastal Carolina
4f	141	Damarion Williams	CB	5-10	185	Houston
6	196	Tyler Badie	RB	5-8	197	Missouri

## MOST TOTAL VICTORIES

JOHN HARBAUGH'S TENURE  
 SINCE 2008

Rk.	Team	Wins
1.	New England Patriots	179
2.	Green Bay Packers	156
3.	Pittsburgh Steelers	153
4.	New Orleans Saints	151
5.	Baltimore Ravens	149



HARBAUGH

✗ With 1 more victory, John Harbaugh will notch the 150th total (regular season + playoffs) win of his career.

✗ Harbaugh owns the fourth-best winning percentage (.608) among active coaches (min. 100 games coached), compiling a strong 149-96 record (including playoffs).

# RAVENS / DOLPHINS INFORMATION

## 2022 NFL RANKINGS

### OFFENSE

Category	--Ravens--		--Dolphins--	
	Stats	Rank	Stats	Rank
Total Offense	274.0	25	307.0	22
Rush Offense	63.0	30	65.0	28
Pass Offense	211.0	19	242.0	13
Points Per Game	24.0	9t	20.0	17t
3rd-Down Off. %	38.5	17t	42.9	14t
4th-Down Off. %	N/A	N/A	100.0	1t
Red Zone Off. (TD%)	50.0	16t	0.0	29t

### DEFENSE

Category	--Ravens--		--Dolphins--	
	Stats	Rank	Stats	Rank
Total Defense	378.0	19	271.0	7
Rush Defense	83.0	12	78.0	11
Pass Defense	295.0	27	193.0	10
Points Per Game	9.0	4	7.0	2t
3rd-Down Def. %	14.3	1	44.4	20t
4th-Down Def. %	75.0	26t	0.0	1t
Red Zone Def. (TD%)	50.0	13t	100.0	24t

### TEAM

Category	--Ravens--		--Dolphins--	
	Stats	Rank	Stats	Rank
Turnover Ratio	+1	6t	+3	2t
Penalties	5	10t	4	7t
Penalty Yards	29	11	20	4t

## RAVENS-DOLPHINS SERIES HISTORY

- X All-Time Regular Season: Ravens lead, 8-7
- X All-Time Postseason: Ravens lead, 2-0
- X Regular Season, Under John Harbaugh: Ravens lead, 7-2

### RAVENS-DOLPHINS SERIES HISTORY

Date	Winner	Score/Site	Attend.
10/19/97	Dolphins	24-13 Bal.	64,354
09/17/00	Dolphins	19-6 @ Mia.	73,464
01/13/02*	Ravens	20-3 @ Mia.	72,251
11/17/02	Dolphins	26-7 @ Mia.	73,013
11/16/03	Dolphins	9-6 @ Mia. OT	73,333
01/02/05	Ravens	30-23 Bal.	69,843
12/16/07	Dolphins	22-16 @ Mia. OT	70,287
10/19/08	Ravens	27-13 @ Mia.	64,972
01/04/09*	Ravens	27-9 @ Mia.	74,240
11/07/10	Ravens	26-10 Bal.	71,305
10/06/13	Ravens	26-23 @ Mia.	68,342
12/07/14	Ravens	28-13 @ Mia.	70,244
12/06/15	Dolphins	15-13 @ Mia.	64,519
12/04/16	Ravens	38-6 Bal.	70,916
10/26/17	Ravens	40-0 Bal.	70,408
09/08/19	Ravens	59-10 @ Mia.	65,012
11/11/21	Dolphins	22-10 @ Mia	65,948

\*Wild Card Playoff

## 2022 RAVENS / DOLPHINS LEADERS

### PASSING YARDS [TDs/INTs]

Lamar Jackson	213 (3/1)	Tua Tagovailoa	270 (1/0)
---------------	-----------	----------------	-----------

### RUSHING YARDS [AVG.]

Kenyan Drake	31 (2.8)	Chase Edmonds	25 (2.1)
Lamar Jackson	17 (2.8)	Raheem Mostert	16 (3.2)
Mike Davis	11 (5.5)	Waddle / Wilson	8 (N/A)

### RECEIVING YARDS [CATCHES]

Rashod Bateman	59 (2)	Tyreek Hill	94 (8)
Devin Duvernay	54 (4)	Jaylen Waddle	69 (4)
Mark Andrews	52 (5)	Chase Edmonds	40 (4)

### POINTS

Devin Duvernay	12	Jason Sanders	8
Rashod Bateman	6	Melvin Ingram	6
Justin Tucker	6	Jaylen Waddle	6

### INTERCEPTIONS [YARDS]

Marcus Williams	1 (33)	Jevon Holland	1 (31)
-----------------	--------	---------------	--------

### SACKS [YARDS]

Campbell / Houston	1 (N/A)	Brandon Jones	1 (-13)
Madubuike / Queen	0.5 (N/A)	Emmanuel Ogbah	1 (-7)

### TACKLES

Marcus Williams	12	Brandon Jones	11
Chuck Clark	9	Jerome Baker	6
Patrick Queen	8	Davis / Roberts / Wilkins	5

### GROSS PUNTING [NET]

Jordan Stout	48.5 (40.2)	Thomas Morstead	45.8 (42.8)
--------------	-------------	-----------------	-------------

### FIELD GOALS [PCT.]

Justin Tucker	1/1 (100.0)	Jason Sanders	2/2 (100.0)
---------------	-------------	---------------	-------------

### PUNT RETURN YARDS [AVG.]

Devin Duvernay	17 (8.5)	N/A	(N/A)
----------------	----------	-----	-------

### KICKOFF RETURN YARDS [AVG.]

N/A	(N/A)	Raheem Mostert	16 (16.0)
-----	-------	----------------	-----------

## 2022 TALE OF THE TAPE

Category	Ravens	Dolphins
Record	1-0	1-0
Current Streak	Won 1	Won 1
Points Scored	24	20
TDs Scored	3	2
Rushing TDs Scored	0	0
Passing TDs Scored	3	1
TDs on Returns	0	1
Points Against	9	7
TDs Allowed	1	1
Rushing TDs Allowed	0	0
Passing TDs Allowed	1	1
TDs on Returns Allowed	0	0
KOR Avg. For	N/A	14.0
KOR Avg. Against	24.0	28.0
PR Avg. For	8.5	N/A
PR Avg. Against	15.0	6.0
Sacks	3	2
Sacks Allowed	2	3
Interceptions	1	1
Interceptions Thrown	1	0
Fumbles Lost/Recovered	0/1	0/2

# RAVENS COACHES, MILESTONES & MORE

## RAVENS COACHES

Name (Coaching Experience: NFL /Ravens)	Title
John Harbaugh (25/15)	Head Coach
Chris Horton (9/9)	Special Teams Coordinator
Mike Macdonald (8/8)	Defensive Coordinator
Greg Roman (25/8)	Offensive Coordinator
Randy Brown (19/15)	Special Teams Coach
Joe D'Alessandris (14/6)	Offensive Line Coach
Mike Devlin (20/1)	Assistant Offensive Line Coach
Kerry Dixon (1/1)	Assistant Quarterbacks Coach
George Godsey (12/1)	Tight Ends Coach
Chris Hewitt (11/11)	Pass Game Coordinator / Secondary
Rob Leonard (10/1)	Outside Linebackers Coach
D'Anton Lynn (9/2)	Safeties Coach
Tee Martin (2/2)	Wide Receivers Coach
Zach Orr (6/5)	Inside Linebackers Coach
Ryan Osborn (1/1)	Defensive Assistant
Jay Peterson (2/2)	Defensive Assistant
Matt Robinson (2/2)	Defensive Assistant
Steve Saunders (7/7)	Head Strength & Conditioning Coach
Daniel Stern (7/7)	Offensive Assistant
Travis Switzer (6/6)	Offensive Assistant
James Urban (19/5)	Quarterbacks Coach
Craig Ver Steeg (16/15)	Running Backs Coach
Anthony Weaver (11/2)	Assistant Head Coach / Defensive Line
T.J. Weist (5/5)	Special Teams Coach
Keith Williams (2/2)	Pass Game Specialist

## RAVENS PRONUNCIATION GUIDE

### PLAYERS

**Tyler Badie** (BAY-dee); **Vince Biegel** (BEE-gull); **Calais Campbell** (cuh-LAY-us); **Devin Duvernay** (DOO-ver-nay); **Daniel Faalele** (FAH-ah-LAY-lay); **Charlie Kolar** (KOH-ler); **Justin Madubuike** (mad-uh-BEE-kay); **Patrick Mekari** (muh-CARE-ee); **David Ojabo** (oh-JOBB-oh); **Odafe Oweh** (uh-DAH-fay, OH-way); **James Proche II** (pro-SHAY); **Kevon Seymour** (KEE-von); **Tylan Wallace** (TIE-luhn); **Ar'Darius Washington** (ar-DARE-ee-us)

### COACHES

**Joe D'Alessandris** (dell-ah-SAN-dress); **D'Anton Lynn** (DANT-in); **Craig Ver Steeg** (ver-STEGG); **T.J. Weist** (WEEST)

## MILESTONES ON THE HORIZON

### John Harbaugh

- Harbaugh (149 total victories) is one win shy of reaching 150 total victories (including playoffs) in his career.

### TE Mark Andrews

- Andrews (29) needs 1 receiving TD to pass WR Derrick Mason (29) for third most in team history. With 2 receiving TDs, he will pass WR Torrey Smith (30) for second most.

- Andrews is 1 receiving TD shy of 30 for his career. With 30, he would join Mike Ditka (32), Antonio Gates (43), Tony Gonzalez (30), Jimmy Graham (51), Rob Gronkowski (54) and Kellen Winslow Sr. (35) as one of seven TEs in NFL history to reach that mark in the first five seasons of a career.

- Andrews needs 74 receiving yards to reach 3,592 for his career and surpass WR Torrey Smith (3,591) for third place on the Ravens' all-time career chart.

- Andrews needs at least 50 receiving yards in Week 2 to surpass WR Mike Wallace (10, W5-W16 of 2016) for the most consecutive games reaching that threshold in Ravens franchise history.

### WR Rashod Bateman

- Bateman (48) needs 2 catches in Week 2 to become the fastest player in Ravens history to reach 50 career receptions (14 games).

### QB Lamar Jackson

- Jackson needs one more outing with 100 rushing yards to set the NFL regular season record for most 100-yard rushing performances by a QB (currently tied w/ Mike Vick – 10).

## RAVENS RADIO BROADCASTS

- The Ravens' 2022 radio team features Gerry Sandusky and former Ravens DB and Hall of Famer Rod Woodson. Sandusky, WBAL-TV 11's sports director, delivers the play-by-play for the broadcast team, while Woodson serves as the color analyst.

- Games can be heard on 98 Rock WIYY (97.9 FM), WBAL 1090 AM, WBAL 101.5 FM, ESPN 630 AM, BaltimoreRavens.com, the Ravens mobile app and on our regional affiliates. This network broadcasts each Ravens game across five states – including Maryland, Pennsylvania, Delaware, West Virginia and Kentucky – and Washington D.C.

- With a crew consisting of David Andrade (play-by-play), Allen Gutierrez (analyst) and Victor Flores (producer), the Spanish radio broadcast of all Ravens games can be heard on Radio La Mera Mera 1050 AM and WTTZ 93.5 FM. The broadcast will also stream digitally on the Ravens Mobile App, and the Ravens' and Tico Sports' respective websites.



# BALTIMORE'S 2022 OPPONENTS

REG. SEASON SERIES	2022	SERIES HISTORY AND NOTES
 <p><b>Ravens Record:</b> 10-2  <b>Home:</b> 6-0   <b>Away:</b> 4-2  <b>Last:</b> W, 24-9 – 9/11/22 at NYJ</p>	<p><b>Overall:</b> 0-1  <b>Home:</b> 0-1   <b>Away:</b> N/A  <b>Under Saleh:</b> 4-14</p>	<p>In its 24-9 wire-to-wire, season-opening victory at NYJ (9/11), Baltimore limited the Jets to just 2-of-14 (14.3%) on third down, adding 2 takeaways (1 INT &amp; 1 FR) in the contest. On the other side of the ball, Lamar Jackson eclipsed 10,000 career passing yards, tossing 3 TDs for the 14th time in his career.</p>
 <p><b>Ravens Record:</b> 8-7  <b>Home:</b> 4-1   <b>Away:</b> 4-6  <b>Last:</b> L, 22-10 – 11/11/21 at Mia.</p>	<p><b>Overall:</b> 1-0  <b>Home:</b> 1-0   <b>Away:</b> N/A  <b>Under McDaniel:</b> 1-0</p>	<p>Since losing their first matchup with the visiting Dolphins in 1997, the Ravens have been victorious in four consecutive home games. In their last clash at M&amp;T Bank Stadium (10/26/17), the Ravens notched their 12th shutout (40-0) in franchise history and the second of three shutouts during the 2017 campaign.</p>
 <p><b>Ravens Record:</b> 2-9  <b>Home:</b> 2-3   <b>Away:</b> 0-6  <b>Last:</b> L, 23-17 – 11/15/20 at NE</p>	<p><b>Overall:</b> 0-1  <b>Home:</b> N/A   <b>Away:</b> 0-1  <b>Under Belichick:</b> 254-100</p>	<p>Though his teams play New England close, the Patriots are Harbaugh's only AFC opponent that he's yet to beat on the road during the regular season. Under Harbaugh, Baltimore's four one-score outcomes in road contests against New England are the franchise's most against a single non-AFC North opponent.</p>
 <p><b>Ravens Record:</b> 6-3  <b>Home:</b> 5-1   <b>Away:</b> 1-2  <b>Last:</b> W, 24-17 – 12/8/19 at Buf.</p>	<p><b>Overall:</b> 1-0  <b>Home:</b> N/A   <b>Away:</b> 1-0  <b>Under McDermott:</b> 50-32</p>	<p>Baltimore is 5-1 (.833) all time in Ravens-Bills clashes at "The Bank." Both QB Lamar Jackson and QB Josh Allen made their NFL debuts the last time Buffalo traveled to Baltimore (9/9/18). In the contest, Jackson appeared in multiple two-QB sets, completing a 24-yard pass and rushing for 39 yards on 7 carries.</p>
 <p><b>Ravens Record:</b> 27-25  <b>Home:</b> 17-9   <b>Away:</b> 10-16  <b>Last:</b> L, 41-21 – 12/26/21 at Cin.</p>	<p><b>Overall:</b> 0-1  <b>Home:</b> 0-1   <b>Away:</b> N/A  <b>Under Taylor:</b> 16-33-1</p>	<p>QB Lamar Jackson made his first-career start in a 24-21 home victory against Cincinnati (11/18/18), completing 13-of-19 passes for 150 yards and 1 INT, while adding 119 rushing yards on 26 carries, in the contest. Jackson's 119 rushing yards stand as the most by a QB in his first-career start in NFL history.</p>
 <p><b>Ravens Record:</b> 4-2  <b>Home:</b> 3-0   <b>Away:</b> 1-2  <b>Last:</b> W, 27-13 – 12/27/20 vs. NYG</p>	<p><b>Overall:</b> 1-0  <b>Home:</b> N/A   <b>Away:</b> 1-0  <b>Under Daboll:</b> 1-0</p>	<p>The Ravens and Giants squared off in Super Bowl XXXV on January 28, 2001. Baltimore dominated the Giants, 34-7, in the contest, securing the franchise's first-ever Super Bowl title. Ray Lewis earned Super Bowl XXXV MVP honors, and the Ravens tied a then-Super Bowl record with 4 INTs.</p>
 <p><b>Ravens Record:</b> 34-12  <b>Home:</b> 18-5   <b>Away:</b> 16-7  <b>Last:</b> L, 24-22 – 12/12/21 at Cle.</p>	<p><b>Overall:</b> 1-0  <b>Home:</b> N/A   <b>Away:</b> 1-0  <b>Under Stefanski:</b> 20-14</p>	<p>The Ravens own a 34-12 all-time series lead over the Browns and a 23-5 record against Cleveland during the Harbaugh Era (since 2008). Baltimore's 23 total victories and 12 home wins against Cleveland since 2008 are each the franchise's most against a single opponent during the John Harbaugh Era.</p>
 <p><b>Ravens Record:</b> 4-2  <b>Home:</b> 2-1   <b>Away:</b> 2-1  <b>Last:</b> W, 20-12 – 12/16/18 vs. TB</p>	<p><b>Overall:</b> 1-0  <b>Home:</b> N/A   <b>Away:</b> 1-0  <b>Under Bowles:</b> 1-0</p>	<p>The Tampa Bay Buccaneers are one of two teams (Detroit) that head coach John Harbaugh has never lost to, posting a 3-0 record. In their last matchup in Tampa (10/12/14), QB Joe Flacco became the fastest QB (16 minutes and 3 seconds) in NFL history to toss a quintet of touchdowns at the start of a game.</p>
 <p><b>Ravens Record:</b> 5-2  <b>Home:</b> 3-2   <b>Away:</b> 2-0  <b>Last:</b> L, 24-23 – 10/21/18 vs. NO</p>	<p><b>Overall:</b> 1-0  <b>Home:</b> N/A   <b>Away:</b> 1-0  <b>Under Allen:</b> 1-0</p>	<p>The Ravens defeated the San Francisco 49ers in Super Bowl XLVII in New Orleans, capturing the franchise's second championship. In their last meeting against the Saints in New Orleans (11/24/14), a 34-27 victory, RB Justin Forsett posted 22 carries for a career-high 182 yards (8.3 ypc) and 2 TDs.</p>
 <p><b>Ravens Record:</b> 2-4  <b>Home:</b> 1-1   <b>Away:</b> 1-3  <b>Last:</b> L, 36-21 – 10/28/18 at Car.</p>	<p><b>Overall:</b> 0-1  <b>Home:</b> 0-1   <b>Away:</b> N/A  <b>Under Rhule:</b> 10-24</p>	<p>The last time the Ravens hosted the Panthers (9/28/14), a 38-10 victory for Baltimore, Ravens WR Steve Smith Sr. gashed his former team for 139 yards on 7 receptions, becoming the oldest player (35) in NFL history to produce 400 yards in the first four games of a season – a feat that still stands today.</p>
 <p><b>Ravens Record:</b> 10-12  <b>Home:</b> 7-5   <b>Away:</b> 3-7  <b>Last:</b> W, 40-14 – 12/20/20 vs. Jax.</p>	<p><b>Overall:</b> 0-1  <b>Home:</b> N/A   <b>Away:</b> 0-1  <b>Under Pederson:</b> 0-1</p>	<p>This is the 23rd Ravens-Jaguars regular season matchup, marking the most games Baltimore has faced against a non-AFC North opponent in its history. The Ravens are 10-12 all time against Jacksonville, losing the first eight matchups, before winning the next six and exchanging victories one-for-one over the last eight.</p>
 <p><b>Ravens Record:</b> 7-6  <b>Home:</b> 5-1   <b>Away:</b> 2-5  <b>Last:</b> W, 23-7 – 10/3/21 at Den.</p>	<p><b>Overall:</b> 0-1  <b>Home:</b> N/A   <b>Away:</b> 0-1  <b>Under Hackett:</b> 0-1</p>	<p>Baltimore is 5-1 (.833) in home games against Denver, with a 3-1 (.750) record with John Harbaugh at the helm (since 2008). The last time Baltimore played host to Denver (9/23/18), the Ravens scored 20 unanswered points, beating the previously unbeaten Broncos, 27-14.</p>
 <p><b>Ravens Record:</b> 23-29  <b>Home:</b> 13-13   <b>Away:</b> 10-16  <b>Last:</b> L, 16-13 (OT) – 1/9/22</p>	<p><b>Overall:</b> 1-0  <b>Home:</b> N/A   <b>Away:</b> 1-0  <b>Under Tomlin:</b> 155-85-2</p>	<p>In 2022, John Harbaugh's Ravens and Mike Tomlin's Steelers will meet for the 32nd &amp; 33rd time (including playoffs), eclipsing Curly Lambeau and Steve Owen (31) for the second-most head-to-head battles by a pair of opposing head coaches in league history (Lambeau vs. George Halas – 49).</p>
 <p><b>Ravens Record:</b> 4-2  <b>Home:</b> 2-0   <b>Away:</b> 2-2  <b>Last:</b> W, 26-16 – 12/2/18 at Atl.</p>	<p><b>Overall:</b> 0-1  <b>Home:</b> 0-1   <b>Away:</b> N/A  <b>Under Smith:</b> 7-11</p>	<p>This is the third game in franchise history in which Baltimore will host the Atlanta Falcons. In its last such matchup (10/19/14), Baltimore produced 5 sacks, including 2 sacks each by OLBs Elvis Dumervil and Pernell McPhee, jumping out to a 17-0 halftime lead and ultimately defeating the Falcons, 29-7.</p>

# RAVENS WINNING WAYS

## TOP FRANCHISES / SINCE 2000

### TOTAL WINS

1. New England Patriots..... 284
2. Pittsburgh Steelers..... 242
3. Green Bay Packers..... 237
4. Indianapolis Colts..... 230
5. Baltimore Ravens..... 226
6. Philadelphia Eagles..... 218

### SUPER BOWL BERTHS

1. New England Patriots..... 9
2. New York Giants..... 3  
Pittsburgh Steelers..... 3  
Sea. Seahawks, STL/LAR Rams.. 3
5. Baltimore Ravens, Car., Den... 2  
Ind., KC, Phi., SF, TB..... 2

### SUPER BOWL TITLES

1. New England Patriots..... 6
2. Baltimore Ravens..... 2  
New York Giants..... 2  
Pittsburgh Steelers..... 2  
Tampa Bay Buccaneers..... 2
6. Eight Teams..... 1

### CONF. TITLE GAMES

1. New England Patriots..... 13
2. Green Bay Packers..... 6  
Philadelphia Eagles..... 6  
Pittsburgh Steelers..... 6
5. San Francisco 49ers..... 5
6. Baltimore Ravens, Ind., KC... 4

### WINNING SEASONS

1. New England Patriots..... 20
2. Green Bay Packers..... 17  
Pittsburgh Steelers..... 17
4. Indianapolis Colts..... 16
5. Baltimore, Phi., Sea..... 15

### PLAYOFF BERTHS

1. New England Patriots..... 18
2. Green Bay Packers..... 16
3. Indianapolis Colts..... 15
4. Phi., Pit, Sea..... 14
7. Baltimore..... 13

### PLAYOFF GAMES

1. New England Patriots..... 42
2. Green Bay Packers..... 29
3. Baltimore Ravens..... 27  
Ind., Phi., Pit., Sea..... 27
8. Kansas City, New Orleans... 19

### PLAYOFF WINS

1. New England Patriots..... 30
2. Baltimore Ravens..... 16
3. Pittsburgh Steelers..... 15
4. Green Bay Packers..... 14  
Philadelphia, Seattle..... 14

## TWO-TIME SUPER BOWL CHAMPIONS



In a magnificent effort showcasing thrilling performances by their defense, offense and special teams units, the Baltimore Ravens won Super Bowl XXXV with a 34-7 victory over the New York Giants. Allowing the Giants a meager 152 total net yards, New York's attack crossed midfield just twice, while Baltimore's "D" posted 4 INTs. LB Ray Lewis was named the game's MVP, capping an accolade-filled season in which he was also tabbed the NFL's Defensive Player of the Year.

Baltimore defeated San Francisco, 34-31, in Super Bowl XLVII, capturing the franchise's second World Championship. After an amazing first-half performance, the Ravens took a commanding 28-6 lead. But following a bizarre, 34-minute power outage that halted play, the 49ers stormed back into contention. Clinging to a 34-29 edge late in the game, the Ravens stood firm on a pivotal goal-line stand, jamming SF on four-straight plays inside the 7-yard line. QB Joe Flacco was named the game's MVP.

## PLAYOFF PERFORMERS

### FRANCHISE PLAYOFF WINNING PERCENTAGES [SINCE 1970 MERGER]

Rk.	Team	Record	Pct.
1.	New England Patriots*****	36-21	.632
2.	New York Giants****	20-12	.625
3.	San Francisco 49ers*****	34-21	.618
4.	Baltimore Ravens**	16-11	.593
5.	Pittsburgh Steelers*****	36-26	.581

\* Number of Super Bowl Titles

## JOHN HARBAUGH ERA [SINCE 2008]

### PLAYOFF BERTHS

1. New England Patriots..... 12
2. Green Bay Packers..... 11
3. Baltimore Ravens..... 9  
Kansas City Chiefs..... 9  
Pittsburgh Steelers..... 9  
Seattle Seahawks..... 9
7. Indianapolis Colts..... 8  
New Orleans Saints..... 8  
Philadelphia Eagles..... 8

### TOTAL WINS

1. New England Patriots..... 179
2. Green Bay Packers..... 156
3. Pittsburgh Steelers..... 153
4. New Orleans Saints..... 151
5. Baltimore Ravens..... 149
6. Seattle Seahawks..... 139
7. Kansas City Chiefs..... 138
8. Indianapolis Colts..... 134
9. Dallas, Philadelphia..... 127

### PLAYOFF WINS

1. New England Patriots..... 16
2. Baltimore Ravens..... 11  
Green Bay Packers..... 11
4. Seattle Seahawks..... 10
5. Kansas City, San Francisco... 9

### PLAYOFF GAMES

1. New England Patriots..... 25
2. Green Bay Packers..... 21
3. Baltimore Ravens..... 19
4. Seattle Seahawks..... 18
5. Kansas City Chiefs..... 17

### AFC TITLE GAMES

1. New England Patriots..... 8
2. Kansas City Chiefs..... 4
3. Baltimore Ravens..... 3  
Pittsburgh Steelers..... 3
5. Denver, Indianapolis..... 2  
NY Jets..... 2

### PLAYOFF ROAD WINS

1. Baltimore Ravens..... 8
2. Green Bay Packers..... 5  
San Francisco 49ers..... 5
4. New York Jets..... 4
5. LA Rams, Philadelphia..... 3  
Seattle, Tampa Bay, Tennessee.. 3

### REG. SEASON WINS

1. New England Patriots..... 163
2. Green Bay Packers..... 145  
Pittsburgh Steelers..... 145
4. New Orleans Saints..... 143
5. Baltimore Ravens..... 138
6. Kansas City Chiefs..... 129  
Seattle Seahawks..... 129

### REG. SEASON HOME WINS

1. New England Patriots..... 91
2. Green Bay Packers..... 86
3. Baltimore Ravens..... 82
4. Pittsburgh Steelers..... 81
5. New Orleans Saints..... 76
6. Minnesota Vikings..... 74  
Seattle Seahawks..... 74

## SUPER BOWL SUCCESS

The Ravens are one of five franchises (New England, NY Giants, Pittsburgh & Tampa Bay) to win multiple Super Bowls since 2000.

# HEAD COACH JOHN HARBAUGH



## RECORDS (2008-22)

- Overall Career Record . . . . . 149-96
- Regular Season Record . . . . . 138-88
- at Home . . . . . 82-31
- on Road . . . . . 56-57
- vs. AFC . . . . . 102-67
- vs. AFC North . . . . . 50-34
- vs. NFC . . . . . 36-21
- Playoff Record . . . . . 11-8
- Home Playoff Games . . . . . 2-2
- Road Playoff Games . . . . . 8-6
- Super Bowl Record . . . . . 1-0
- vs. Miami (incl. playoffs) . . . . . 8-2



## ALL-TIME RAVENS COACHING RECORDS

John Harbaugh is the third head coach in Baltimore Ravens history. He is the franchise's all-time winningest coach (149 total victories), 11 of which have come in the playoffs.

Coach	Seasons	Reg. Season	Playoffs	Total
John Harbaugh	2008-22	138-88	11-8	149-96
Brian Billick	1997-2007	80-64	5-3	85-67
Ted Marchibroda	1996-98	16-31-1	n/a	16-31-1

## HARBAUGH FAST FACTS

John Harbaugh has led the Ravens to a playoff berth in nine (2008-12, 2014 & 2018-20) of his 14 full seasons, and in 2012, captured the franchise's second Super Bowl title. In 2019, Coach Harbaugh became the first Ravens coach ever to win Associated Press NFL Coach of the Year Award.

Here are several more Harbaugh quick hits:

- ✗ Harbaugh owns the most road playoff wins (eight) by a HC in NFL history. Tom Landry (Dal.) and Tom Coughlin (Jax./NYG) are second with seven each.
- ✗ Under Harbaugh, Baltimore is one of six teams (NE, GB, KC, Pit. & Sea.) to earn a playoff berth in at least nine of the past 14 full seasons. Baltimore is also one of 10 teams (KC, Buf., GB, LAR, NE, NO, Phi. Sea. & Ten.) to make the playoffs in at least three of the past four seasons (2018-21).
- ✗ In 2019, the Ravens posted a franchise-best 14-2 record. Baltimore won a team-record 12 straight games to close out the regular season, earning its first-ever No. 1 playoff seed.
- ✗ Coach Harbaugh has led the Ravens to four AFC North Division titles (2011-12, 2018-19).
- ✗ The Ravens' 11 playoff wins since 2008 tie (GB) for the second most in the NFL (New England - 16).
- ✗ Under "Harbs," the Ravens have secured an appearance in three AFC Championship games (2008, 2011 & 2012).
- ✗ "Harbs" is the only head coach in NFL history to win a playoff game in each of his first four and five seasons.

- ✗ John and his brother, Jim (formerly of the 49ers), are the only head coaches to advance to three conference title games in the first five years as NFL bosses.
- ✗ Harbaugh is the only coach in NFL history to win a playoff game in six of the first seven seasons of a coaching career.
- ✗ In 2012, Harbaugh became the third coach (with Bill Cowher & Chuck Knox) since the 1970 merger to guide his team to the playoffs in each of his first five seasons.
- ✗ With the Ravens' 2014 playoff berth, Harbaugh became one of eight coaches in NFL history to make the postseason in six of their first seven seasons coaching.

## RAVENS UNDER HARBAUGH: SINCE 2008

3

AFC TITLE GAMES  
3RD MOST,  
TIED, PIT.

8

ROAD PLAYOFF WINS  
NFL'S MOST

9

PLAYOFF BERTHS  
3RD MOST,  
TIED, KC, PIT. & SEA.

11

PLAYOFF WINS  
2ND MOST, TIED, GB

82

WINS AT HOME  
3RD MOST

149

TOTAL VICTORIES  
5TH MOST

# HEAD COACH JOHN HARBAUGH

## ACTIVE HEAD COACH WINNING PERCENTAGE

Baltimore Ravens head coach John Harbaugh owns the fourth-best winning percentage (.608) among active coaches (min. 100 games), compiling a strong 149-96 record (including playoffs).

## 2022 ACTIVE HEAD COACHES / CAREER WINNING PERCENTAGE (TOTALS INCLUDE REGULAR SEASON & PLAYOFF GAMES / MIN. 100 GAMES)

Rank	Coach	Teams	Seasons	Record	Pct.
1.	Bill Belichick	Cle./NE	1991-95, 2000-22	321-157	.672
2.	Mike Tomlin	Pit.	2007-22	163-94-2	.633
3.	Andy Reid	Phi./KC	1999-2012, 2013-22	253-151-1	.626
4.	<b>John Harbaugh</b>	<b>Bal.</b>	<b>2008-22</b>	<b>149-96</b>	<b>.608</b>
5.	Mike McCarthy	GB/Dal.	2006-18, 2020-22	153-102-2	.599
6.	Pete Carroll	NYJ/NE/Sea.	1994, 1997-99, 2010-22	164-114-1	.590
7.	Ron Rivera	Car./Was.	2011-22	94-87	.519

## COACHES WITH AT LEAST NINE PLAYOFF BERTHS — IN FIRST 14 NFL SEASONS —

Coach	Berths
Tony Dungy	11
Bud Grant	11
Marty Schottenheimer	11
Pete Carroll	10
Bill Cowher	10
Mike Holmgren	10
Mike McCarthy	10
<b>John Harbaugh</b>	<b>9</b>
Joe Gibbs	9
Chuck Knox	9
Chuck Noll	9
Sean Payton	9
Andy Reid	9
Mike Tomlin	9

## COACH HARBAUGH'S CAREER STOPS

Team	Position	Years
Baltimore Ravens	Head Coach	2008-22
Philadelphia Eagles	Secondary	2007
Philadelphia Eagles	Special Teams Coordinator	1998-2006
Indiana University	DBs / Special Teams Coord.	1997
University of Cincinnati	Assistant Head Coach	1995-96
University of Cincinnati	TEs / OLBs / RBs / Special Teams	1989-94
Morehead State	DBs / ST Coord. / S&C Coach	1988
University of Pittsburgh	Tight Ends	1987
Western Michigan	Graduate Assistant	1984-86

## HARBS IN ELITE COMPANY

### MOST PLAYOFF WINS BY A HEAD COACH / FIRST 14 SEASONS

Coach (Teams)	Playoff Wins	Coach (Teams)	Playoff Wins
Joe Gibbs (Was.)	17	<b>John Harbaugh (Bal.)</b>	<b>11</b>
Bill Belichick (Cle./NE)	15	Pete Carroll (NYJ/NE/Sea.)	11
Chuck Noll (Pit.)	14	Mike Holmgren (GB/Sea.)	11
Bill Cowher (Pit.)	12	Bill Parcells (NYG/NE/NYJ/Dal.)	11

## HARBS' RAVENS TENURE

Year	Record	Playoffs (Result)
2022	1-0	TBD
2021	8-9	No Playoff Berth
2020	11-5	1-1 (Advanced to Divisional Round)
2019	14-2	0-1 (No. 1 Seed / Advanced to Divisional Round)
2018	10-6	0-1 (Advanced to Wild Card Round)
2017	9-7	No Playoff Berth
2016	8-8	No Playoff Berth
2015	5-11	No Playoff Berth
2014	10-6	1-1 (Advanced to Divisional Round)
2013	8-8	No Playoff Berth
2012	<b>10-6</b>	<b>4-0 (Won Super Bowl XLVII)</b>
2011	12-4	1-1 (Advanced to AFC Championship)
2010	12-4	1-1 (Advanced to Divisional Round)
2009	9-7	1-1 (Advanced to Divisional Round)
2008	11-5	2-1 (Advanced to AFC Championship)

## DURING HARBAUGH ERA / SINCE 2008

### TOTAL WINS (REG + POST)

Rk.	Team	Total Wins
1.	New England	179
2.	Green Bay	156
3.	Pittsburgh	153
4.	New Orleans	151
5.	<b>Baltimore</b>	<b>149</b>
6.	Seattle	139

### PLAYOFF BERTHS

Berths	Team (Seasons)
12	NE ('09-19, '21)
11	GB ('09-16, '19-21)
9	<b>Bal. ('08-12, '14, '18-20)</b>
9	KC ('10, '13, '15-21)
9	Pit. ('08, '10-11, '14-17, '20-21)
9	Sea. ('10, '12-16, '18-20)

## POSTSEASON SUCCESS: 2022 ACTIVE COACHES

### PLAYOFF WIN PERCENTAGE (MIN. 6 GAMES)

Rk.	Coach	Rec.	Pct.
1.	Bill Belichick	31-13	.705
2.	Sean McVay	7-3	.700
3.	Doug Pederson	4-2	.667
	Kyle Shanahan	4-2	.667
5.	<b>John Harbaugh</b>	<b>11-8</b>	<b>.579</b>

### SUPER BOWL TITLES

1.	Bill Belichick	6
2.	<b>John Harbaugh</b>	<b>1</b>
	Pete Carroll	1
	Mike McCarthy	1
	Sean McVay	1
	Doug Pederson	1
	Andy Reid	1
	Mike Tomlin	1

## HARBS' REGULAR SEASON TRENDS

• September	32-16
• October	26-26
• November	40-17
• December	36-25
• January	4-4
• Leading at halftime	111-23
• Leading after 3 quarters	120-18
• When scoring first	101-32
• Positive or even turnover ratio	108-37
• Scoring 20 or more points	118-41
• Scoring 30 or more points	57-6
• Totaling 350 or more net yards	81-35
• Rushing for 150 or more yards	56-14
• Holding opponent under 250 net yards	47-7
• Holding opponent under 21 points	111-19



# RAVENS OFFENSIVE NOTES



**GREG ROMAN**  
4TH SEASON AS RAVENS  
OFFENSIVE COORDINATOR

*2019 NFL ASSISTANT  
COACH OF THE YEAR*

**MOST CONSECUTIVE GAMES  
W/ 100+ RUSHING YARDS  
(PRO FOOTBALL HISTORY)**

Baltimore Ravens (2018-21)	43
Pittsburgh Steelers (1974-77)	43
Detroit Lions (1935-39)	38

## ROMAN'S OFFENSES RACK UP TEAM RECORDS

In 2019, Baltimore set single-season franchise records in total TDs (64), points (531), net yards (6,521), rushing yards (3,296) and first downs (386). In 2020, the Ravens posted the second-most total TDs (55), points (468) and rushing yards (3,071) in franchise history, while 2021's 6,440 total yards stand second.

TOTAL TDs			POINTS		
Rk.	Year	TDs	Rk.	Year	Points
1.	2019	64	1.	2019	531
2.	2020	55	2.	2020	468
3.	2009	47	3.	2014	409

NET YARDS			RUSHING YARDS		
Rk.	Year	Yards	Rk.	Year	Yards
1.	2019	6,521	1.	2019	3,296
2.	2021	6,440	2.	2020	3,071
3.	2018	5,999	3.	2003	2,674

## DID YOU KNOW?

- During the John Harbaugh Era (since 2008) when rushing for at least 125 yards, the Ravens have produced an 81-22 record. Baltimore is 56-14 when rushing for at least 150 yards and 30-4 when tallying at least 200 yards, under Coach Harbaugh.
- Eight of the Ravens' all-time Top 13 rushing outputs have occurred since 2018, when QB Lamar Jackson became the starter: 404 at Cin. in 2020 (1st), 296 at Cle. in 2018 (4th), 294 vs. Dal. in 2020 (5th), 285 at LAR in 2019 (7th), 269 vs. Cin. in 2019 (9th), 267 vs. Cin. in 2018 (10th), 265 vs. Pit. in 2020 (11th) & 265 at Mia. in 2019 (11th).
- The 2020 Ravens became the first team in NFL history to have three players – QB Lamar Jackson, RB J.K. Dobbins & RB Gus Edwards – each tally at least 700 rushing yards and 6 rushing TDs.
- Since QB Lamar Jackson became Baltimore's starter in Week 11 of 2018, the Ravens have rushed for at least 200 yards in an NFL-high 23 games. (Tennessee is second with 13 such games.)

## TOP 2021 OFFENSIVE RANKINGS

TOTAL FIRST DOWNS		RUSHING YPG	
1.	Kansas City ..... 419	1.	Philadelphia ..... 159.7
2.	Tampa Bay ..... 404	2.	Indianapolis ..... 149.4
3.	LA Chargers ..... 401	3.	<b>Baltimore ..... 145.8</b>
4.	Buffalo ..... 398	4.	Cleveland ..... 145.4
5.	<b>Baltimore ..... 394</b>	5.	Tennessee ..... 141.4

POINTS SCORED / 2-MIN. OFF.		THREE-AND-OUT PCT.	
1.	<b>Baltimore ..... 41</b>	1.	Kansas City ..... 10.1
	Detroit ..... 41	2.	LA Rams ..... 13.3
3.	Cincinnati ..... 40	3.	Buffalo ..... 14.0
4.	Indianapolis ..... 37	4.	<b>Baltimore ..... 14.9</b>
5.	San Francisco ..... 36	5.	New England ..... 15.4

## CHEWING UP THE CLOCK

In 2021, the Ravens' offense ranked third in the NFL in average time of possession, producing a 32:22 mark.

### AVERAGE TIME OF POSSESSION / 2021 SEASON

Rk.	Team	Avg. TOP	Record
1.	Green Bay Packers	32:43	13-4
2.	Tennessee Titans	32:40	12-5
3.	<b>Baltimore Ravens</b>	<b>32:22</b>	<b>8-9</b>
4.	Indianapolis Colts	31:44	9-8

## OFFENSIVE RANKINGS SINCE 2019 / ROMAN AS RAVENS O.C.

POINTS PER GAME		RUSHING YARDS PER GAME	
1.	Tampa Bay ..... 29.6	1.	<b>Baltimore ..... 178.2</b>
2.	Kansas City ..... 29.0	2.	Tennessee ..... 148.2
3.	<b>Baltimore ..... 28.2</b>	3.	Cleveland ..... 139.3

## RAVENS SET NFL RECORD

From Week 11 of 2018, when QB Lamar Jackson became the Ravens' starter, through Week 9 of 2020, Baltimore scored 20+ points in 31 straight regular season games, marking the longest streak in NFL history.

### CONSECUTIVE GAMES SCORING 20+ POINTS / NFL HISTORY

Rk.	Team	Dates	Cons. Games
1.	<b>Baltimore</b> ..... 11/18/2018 – 11/08/2020 ..... 31		
2.	Denver ..... 12/02/2012 – 11/09/2014 ..... 30		
3.	St. Louis ..... 09/12/1999 – 11/26/2000 ..... 28		

## MOST RUSHING YARDS IN A 16-GAME NFL SEASON

Rk.	Team (Year)	Yards	Avg.	Att.
1.	<b>Baltimore (2019)</b>	<b>3,296</b>	<b>5.53</b>	<b>596</b>
2.	New England (1978)	3,165	4.72	671
3.	<b>Baltimore (2020)</b>	<b>3,071</b>	<b>5.53</b>	<b>555</b>
4.	Kansas City (1978)	2,986	4.50	663
5.	Chicago (1984)	2,974	4.41	674

# RAVENS DEFENSIVE NOTES



## MIKE MACDONALD

1ST SEASON AS  
RAVENS DEFENSIVE COORDINATOR

“Mike is one of us – a Raven through and through. During his initial seven seasons with us, it was evident that his leadership, intelligence and passion would earn him the opportunity to be a defensive coordinator in the NFL.”

- Head coach John Harbaugh on defensive coordinator Mike Macdonald

### 2021 SUCCESS AT MICHIGAN

- In his lone season (2021) coordinating Michigan’s defense, Mike Macdonald helped guide the Wolverines to their first Big Ten title since 2004 and an appearance in the CFP semifinals.
- Macdonald’s unit produced the nation’s eighth-ranked scoring defense (17.4 ppg), also finishing 20th in yards allowed per game (330.9) and 11th in red zone touchdown efficiency (45.7%).
- Macdonald played an instrumental role in the 2021 standout performance of Wolverines’ DE Aidan Hutchinson, who earned first-team All-American honors and was a Heisman Trophy finalist after producing a career-high and single-season school record 14 sacks.
- Additionally, Macdonald guided Ravens’ 2022 second-round draft pick OLB David Ojabo, whose 11 sacks tied for fourth most in single-season school history, while his 5 FFs set a single-season Michigan record.

### TOP 2021 RAVENS DEFENSIVE RANKINGS

#### RUSHING YPG DEFENSE / 2021

Rk.	Team	YPG
1.	Baltimore Ravens	84.5
2.	Tennessee Titans	84.6
3.	Tampa Bay Buccaneers	92.5

#### THIRD-DOWN DEFENSE / 2021

Rk.	Team	Pct.
1.	Buffalo Bills	30.8
2.	Dallas Cowboys	34.1
3.	Baltimore Ravens	34.8

#### OPP. 3RD- & 4TH-AND-1 CONVERSION PCT. / 2021

Rk.	Team	Pct.
1.	Cincinnati Bengals	59.3
2.	Minnesota Vikings	60.0
3.	New York Jets	63.0
4.	Baltimore Ravens	63.3

### DEFENSIVE CHARTS UNDER COACH MACDONALD

From 2018-20, Macdonald led a Ravens’ linebackers corps that helped Baltimore produce the NFL’s No. 1 overall defense (307.8 ypg) during that span, while also permitting the league’s fewest points per game (18.2).

#### RAVENS DEFENSIVE RANKINGS FROM 2018-20

POINTS ALLOWED PER GAME		YARDS ALLOWED PER GAME	
1.	Baltimore ..... 18.2	1.	Baltimore ..... 307.8
2.	New England ..... 18.8	2.	Pittsburgh ..... 312.4
3.	Chicago ..... 19.8	3.	San Francisco ..... 314.3
4.	Pittsburgh ..... 20.3	4.	Buffalo ..... 315.0

In 2017, alongside pass game coordinator/secondary coach Chris Hewitt, Macdonald helped guide a defensive backfield that contributed to the NFL’s most INTs (22) and forced turnovers (34). Baltimore also finished second in the league in both defensive passer rating (72.4) and defensive TDs (five).

### DEFENSIVE RANKINGS UNDER HARBAUGH

Mike Macdonald now leads a defense that, during the John Harbaugh Era (2008-22), has been superb, ranking either No. 1 or No. 2 in several major defensive categories.

<b>2</b>	<b>2</b>	<b>1</b>
POINTS ALLOWED PER GAME	TOTAL NET YARDS ALLOWED PER GAME	RUSHING YARDS ALLOWED PER GAME
19.2	319.3	964
<b>1</b>	<b>2</b>	<b>1</b>
SCRIMMAGE TDs ALLOWED	OPPONENT PASSER RATING	THIRD-DOWN DEFENSE
432	81.3	35.8

### DEFENSIVE FAST FACTS

- Under John Harbaugh, the Ravens have posted a Top 5 scoring defense in seven of his 14 full seasons. Additionally, Baltimore has boasted 10 Top 10 defenses (yards allowed).
- Since 2017, 34 shutouts have been pitched by defenses throughout the NFL. Of those, a league-high 4 (tied w/ New England) have come courtesy of the Ravens.

**11** – QB hits by the Ravens’ defense in the Week 1 win at NYJ. Baltimore also allowed just 9 points in Mike Macdonald’s Ravens defensive coordinator debut.

**2-of-13** – The Jets’ third-down conversions/attempts in Baltimore’s Week 1 win, producing the NFL’s best such defensive mark (14.3%) on 2022 Kickoff Weekend.

# RAVENS SPECIAL TEAMS NOTES



**CHRIS HORTON**  
4TH SEASON AS RAVENS  
SPECIAL TEAMS COORDINATOR

**RAVENS SINCE 2011**

**6** KICKOFF RETURN TDs  
NFL'S SECOND MOST  
[TIED WITH KC]

**6** PUNT RETURN TDs  
NFL'S FOURTH MOST  
[TIED WITH DEN., LAR & PHI.]

**12** TOTAL RETURN TDs  
NFL'S THIRD MOST

## DUVERNAY: 2021 PRO BOWL RETURNER

In 2021, first-team All-Pro and Pro Bowler WR/RS **Devin Duvernay** produced a 13.8 PR average, ranking No. 1 in the NFL. His 360 PR yards stood as the NFL's second most.

### NFL PUNT RETURN AVERAGE / 2021

Rk.	Player (Team)	PR	Yards	Avg.	Long	TDs
1.	Devin Duvernay (Bal.)	26	360	13.8	42	0
2.	Jakeem Grant (Chi.)	26	309	11.9	97t	1
	Gunner Olszewski (NE)	26	309	11.9	27	0

Duvernay also ranked No. 1 in the NFL in 20+ yard PRs (6).

### PUNT RETURNS OF 20+ YARDS / 2021

Rk.	Player (Team)	20+ Yard PR
1.	Devin Duvernay (Bal.)	6
2.	Jakeem Grant (Chi.)	4
	Gunner Olszewski (NE)	4

## BALTIMORE BLOCK PARTY

### BLOCKED KICKS / SINCE 2014

Rk.	Team	Blocks
1.	Philadelphia	21
2.	New England	20
3.	Denver	19
4.	Miami	17
5.	Baltimore	16

### RAVENS' 16 BLOCKS (SINCE 2014): BREAKDOWN

Total Blocks	16	1st Qtr.	4	When Losing	9
FG Blocks	10	2nd Qtr.	2	When Winning	5
PAT Blocks	3	3rd Qtr.	3	When Tied	2
Punt Blocks	3	4th Qtr.	7	Record	12-4

**3** – Punts inside the 20 by rookie P Jordan Stout in his NFL debut last Sunday in the 24-9 win over NYJ.

## A RICH HISTORY OF SPECIAL TEAMS

Following the retirement of longtime ST coordinator Jerry Rosburg, Chris Horton took over as the special teams coach in 2019. Horton, who served as Rosburg's assistant for three seasons (2016-18), leads the standout special teams battery.

### SEVEN PRO BOWL SPECIALISTS

• Seven Ravens have earned 14 combined Pro Bowl honors during the John Harbaugh Era (since 2008): ST Brendon Ayanbadejo (2008), K Billy Cundiff (2010), RS Devin Duvernay (2021), RS Jacoby Jones (2012), K Justin Tucker (2013, 2016 & 2019-21), LS Morgan Cox (2015, 2016 & 2019-20) and P Sam Koch (2015).

### PRIME KICKER & PUNTER

• Five-time Pro Bowl K Justin Tucker, who the Ravens signed as a rookie free agent, owns the NFL's most FGs (327) since entering the NFL in 2012. With a 91.1% career success mark, "Tuck" is the most accurate kicker in league history (327-of-359 on FGAs). Earning his first Pro Bowl nod in 2015, now-retired P Sam Koch's 46.7 gross avg. ranked No. 9 in the NFL that season, while his 42.9 net avg. was No. 2. In 2017, Koch led the NFL in both punts inside the 10 (16) and the 20 (a franchise-record 40).

### RAVENS' RETURN MEN SOAR

• Dating back to 2011, six different Ravens have returned punts for touchdowns: WR Michael Campanaro, WR Kaelin Clay, WR Tandon Doss, CB Cyrus Jones, WR Jacoby Jones and DB Lardarius Webb.

### DUVERNAY CONTINUES ROOKIE KOR-TD TREND

• In Week 3 of 2020 vs. KC, then-rookie WR Devin Duvernay produced a 93-yard KOR-TD. It marked the NFL's first KOR-TD of 2020 and was the Ravens' sixth KOR-TD since 2011, tied with KC for the NFL's second most. Only the Vikings (9) have produced more KOR-TDs dating back to 2011. Duvernay became the fifth rookie in Ravens history to return a kickoff for a TD, joining Patrick Johnson (1998), Yamon Figurs (2007), Lardarius Webb (2009) and David Reed (2010).

### NO. 1 KOR AVERAGE UNDER HARBAUGH

Since 2008, when John Harbaugh became the Ravens' head coach, Baltimore owns the NFL's No. 1 KOR average (24.8).

### NFL KICKOFF RETURN AVERAGE (SINCE 2008 / HARBAUGH'S BALTIMORE TENURE)

Rk.	Team	KOR	Yards	Avg.	Long	TDs
1.	Baltimore	558	13,813	24.8	108t	8
2.	Minnesota	603	14,737	24.4	109t	12
3.	NY Jets	673	16,043	23.8	107t	8

# RAVENS PERSONNEL NOTES



## ERIC DeCOSTA

27TH SEASON WITH RAVENS  
4TH AS EVP & GENERAL MANAGER

### RAVENS SCOUTING HISTORY / SINCE 1996

**30** HOMEGROWN RAVENS  
PRO BOWLERS

**26** DRAFTED RAVENS TO  
EARN PRO BOWL HONORS

**4** UNDRAFTED ROOKIES TO  
EARN PRO BOWL HONORS

### HOMEGROWN PRO BOWLERS

The Ravens have had 51 different players earn Pro Bowl honors since the team's 1996 inception. Of those, 30 are homegrown – 26 drafted and 4 signed as a rookie free agent.

#### RAVENS HOMEGROWN PRO BOWLERS / SINCE 1996 INCEPTION

Year Drafted (Rd.)	Name	Pro Bowls
1996 (1st)	LB Ray Lewis	13
1996 (1st)	T Jonathan Ogden	11
2002 (1st)	S Ed Reed	9
2007 (3rd)	G Marshal Yanda	8
2003 (1st)	OLB Terrell Suggs	7
2006 (1st)	DT Haloti Ngata	5
<b>2012 (RFA)</b>	<b>K Justin Tucker #</b>	<b>5</b>
1997 (1st)	OLB Peter Boulware	4
2010 (RFA)	LS Morgan Cox #	4
2014 (1st)	LB C.J. Mosley	4
1999 (1st)	CB Chris McAlister	3
<b>2017 (RFA)</b>	<b>FB Patrick Ricard #</b>	<b>3</b>
2008 (2nd)	Ray Rice	3
<b>2018 (3rd)</b>	<b>TE Mark Andrews</b>	<b>2</b>
2018 (3rd)	T Orlando Brown Jr.	2
2001 (1st)	TE Todd Heap	2
2017 (1st)	CB Marlon Humphrey	2
<b>2018 (1st)</b>	<b>QB Lamar Jackson %</b>	<b>2</b>
2016 (5th)	OLB Matthew Judon	2
1996 (5th)	WR/RS Jermaine Lewis	2
2007 (4th)	FB Le'Ron McClain	2
2000 (6th)	OLB Adalius Thomas	2
<b>2020 (3rd)</b>	<b>WR/RS Devin Duvernay</b>	<b>1</b>
2007 (1st)	G Ben Grubbs	1
2013 (4th)	FB Kyle Juszczyk	1
2006 (6th)	P Sam Koch	1
2000 (1st)	RB Jamal Lewis	1
2002 (RFA)	LB Bart Scott #	1
2016 (1st)	T Ronnie Stanley	1
2013 (3rd)	DT Brandon Williams	1

# Undrafted Rookie Free Agent

Bold Indicates 2021 Pro Bowler

### FIRST-ROUND FINDS

The Ravens have tabbed 28 players in the first round. These picks have earned 66 combined Pro Bowls, multiple POTY Awards, an NFL MVP honor, two Super Bowl MVPs and three HOF selections.

#### RAVENS ALL-TIME FIRST-ROUND DRAFT PICKS

Year	Name	Pick	Pro Bowls
1996	T Jonathan Ogden * ~	4	11
1996	LB Ray Lewis + + ~ ~	26	13
1997	LB Peter Boulware *	4	4
1998	CB Duane Starks	10	
1999	CB Chris McAlister	10	3
2000	RB Jamal Lewis * =	5	1
2000	WR Travis Taylor	10	
2001	TE Todd Heap	31	2
2002	S Ed Reed * + ~	24	9
2003	OLB Terrell Suggs * +	10	7
2003	QB Kyle Boller	19	
2005	WR Mark Clayton *	22	
2006	DT Haloti Ngata *	12	5
2007	G Ben Grubbs *	29	2
2008	QB Joe Flacco ^ ~	18	
2009	T Michael Oher *	23	
2011	CB Jimmy Smith	27	
2013	S Matt Elam	32	
2014	LB C.J. Mosley *	17	4
2015	WR Breshad Perriman	26	
2016	T Ronnie Stanley	6	1
2017	CB Marlon Humphrey	16	2
2018	TE Hayden Hurst	25	
2018	QB Lamar Jackson %	32	2
2019	WR Marquise Brown	25	
2020	ILB Patrick Queen *	28	
2021	WR Rashod Bateman	27	
2021	OLB Odafe Oweh*	31	

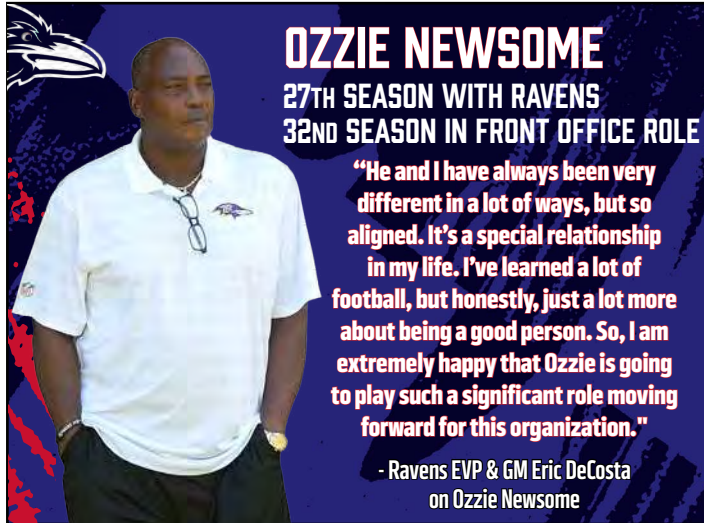
% NFL MVP    ~ Super Bowl MVP    + Defensive Player of the Year  
= Offensive Player of the Year    ~ Pro Football Hall of Fame  
\* All-Rookie Team    ^ NFL Rookie of the Year (Fan Vote)

Baltimore has drafted three players (Ogden, Lewis & Reed) who were selected to the Pro Football Hall of Fame. For Ogden & Lewis, it was the first time ever two players were drafted in the same round (1st in 1996) by a team and reached the HOF in their initial year of eligibility.

*Eric DeCosta has been with the franchise since Day One, first beginning as an intern during the inaugural 1996 season and then ascending to the personnel department's chief decision-maker in 2019. Prior to being named EVP/GM – succeeding the legendary Ozzie Newsome – DeCosta, 50, received GM interview offers annually from multiple teams in recent years. However, he never seriously considered leaving Baltimore, which has always aligned perfectly with what he envisioned to be his dream job.*



# RAVENS PERSONNEL NOTES



## OZZIE NEWSOME

27TH SEASON WITH RAVENS  
32ND SEASON IN FRONT OFFICE ROLE

**"He and I have always been very different in a lot of ways, but so aligned. It's a special relationship in my life. I've learned a lot of football, but honestly, just a lot more about being a good person. So, I am extremely happy that Ozzie is going to play such a significant role moving forward for this organization."**

- Ravens EVP & GM Eric DeCosta on Ozzie Newsome

### "20/20 CLUB"

The Ravens' "20/20 Club" includes members of the personnel staff who started with as young assistants and grew into evaluators with more input. The term "20/20" refers to hiring 20-year-olds for \$20,000. But according to Ozzie Newsome: "The guys actually started when they were a little older than 20 and for more than \$20,000, but that's what we call them."

#### RAVENS "2020 CLUB" GRADUATES / CURRENT SCOUTS

Name	Joined Ravens	Current Title
George Kokinis	1991 (w/ Browns)	Dir. of Player Personnel
Eric DeCosta	1996	EVP & General Manager
Joe Hortiz	1998	Dir. of Player Personnel
Mark Azevedo	2005	Asst. Dir. of Player Personnel
David Blackburn	2007	Director of College Scouting
Andrew Raphael	2013	National Scout
Brandon Berning	2015	Midwest/SW Area Scout
Joey Cleary	2015	Southeast Area Scout
Corey Frazier	2017	West Coast Area Scout
"Q" Attenoukon	2017	Area Scout
Patrick McDonough	2018	Northeast Area Scout
Chas Stallard	2018	Southwest Area Scout

### ALL-PRO DRAFT PICKS

Over the past 26 seasons, led by Ozzie Newsome and Eric DeCosta, Baltimore has drafted a league-high (tied) 17 players who have earned AP first-team All-Pro honors. When including undrafted rookies LS Morgan Cox and K Justin Tucker, the Ravens have produced 19 "homegrown" AP first-team All-Pro selections since their 1996 inception.

#### MOST DRAFT CHOICES TO EARN AP FIRST-TEAM ALL-PRO [SINCE 1996 / RAVENS INCEPTION]

1. Baltimore ...17	Mark Andrews (1)	Ray Lewis (7)	Ed Reed (5)
New England . . 17	Devin Duvernay (1)	Chris McAlister (1)	Ronnie Stanley (1)
Pittsburgh . . . . 17	Marlon Humphrey (1)	Le'Ron McClain (1)	Terrell Suggs (1)
4. Dallas . . . . . 16	Lamar Jackson (1)	Haloti Ngata (2)	Adalius Thomas (1)
San Francisco . . 16	Jamal Lewis (1)	Jonathan Ogden (4)	Marshal Yanda (2)
	Jermaine Lewis (1)	Kelechi Osemele (1)	

### SUCCESS ACROSS THE DRAFT BOARD

#### 1ST ROUND

Jonathan Ogden ('96), Ray Lewis ('96), Peter Boulware ('97), Chris McAlister ('99), Jamal Lewis ('00), Todd Heap ('01), Ed Reed ('02), Terrell Suggs ('03), Haloti Ngata ('06), Ben Grubbs ('07), Joe Flacco ('08), Michael Oher ('09), Jimmy Smith ('11), C.J. Mosley ('14), Ronnie Stanley ('16), Marlon Humphrey ('17), Lamar Jackson ('18), Marquise Brown ('19), Patrick Queen ('20)

#### 2ND ROUND

Jamie Sharper ('97), Anthony Weaver ('02), Ray Rice ('08), Paul Kruger ('09), Torrey Smith ('11), Courtney Upshaw ('12), Kelechi Osemele ('12), Tyus Bowser ('17), J.K. Dobbins ('20)

#### 3RD ROUND

Casey Rabach ('01), Marshal Yanda ('07), Lardarius Webb ('09), Brandon Williams ('13), Orlando Brown Jr. ('18), Mark Andrews ('18), Devin Duvernay ('20), Justin Madubuike ('20)

#### 4TH ROUND

Edwin Mulitalo ('99), Edgerton Hartwell ('01), Jarret Johnson ('03), Le'Ron McClain ('07), Dennis Pitta ('10), Kyle Juszczyk ('13), Za'Darius Smith ('15), Tavon Young ('16), Anthony Averett ('18)

#### 5TH ROUND

Jermaine Lewis ('96), Dawan Landry ('06), Arthur Jones ('10), Pernelle McPhee ('11), Rick Wagner ('13), Nick Boyle ('15), Matthew Judon ('16)

#### 6TH ROUND

Adalius Thomas ('00), Chester Taylor ('02), Sam Koch ('06), Tyrod Taylor ('11), Ryan Jensen ('13), Darren Waller ('15), Chuck Clark ('17), Bradley Bozeman ('18), DeShon Elliott ('18)

#### 7TH ROUND

DeAngelo Tyson ('12), Michael Campanaro ('14), Zach Sieler ('18)

#### RFA

Mike Flynn ('97), Priest Holmes ('97), Will Demps ('02), Bart Scott ('02), Ma'ake Kemoeatu ('02), Jameel McClain ('08), Dannell Ellerbe ('09), Morgan Cox ('10), Josh Bynes ('11), Justin Tucker ('12), James Hurst ('14), Zach Orr ('14), Patrick Onwuasor ('16), Michael Pierce ('16), Matt Skura ('16), Patrick Ricard ('17), Chris Board ('18), Gus Edwards ('18), Patrick Mekari ('19), Tyler Huntley ('20)

*Ozzie Newsome's legacy is unlike any the game has seen. Known throughout all of sports as a premier leader, he is a Hall of Fame player, the architect of Baltimore's 2000 and 2012 Super Bowl championship teams and an elite evaluator who became the NFL's first African American GM. In 2019, his longtime top lieutenant, Eric DeCosta, took over as the Ravens' EVP & GM. However, Newsome maintains a significant role within the organization as its executive VP.*

# RAVENS IRONMEN / TURNOVER NOTES

## RAVENS IRONMEN

### RAVENS CONSECUTIVE GAMES PLAYED / ACTIVE STREAKS



**JUSTIN TUCKER**  
**162**

**PATRICK QUEEN**  
**34**

**MARK ANDREWS**  
**22**

### RAVENS CONSECUTIVE GAMES PLAYED / ALL-TIME STREAKS

Rk.	Player	Games	Years
1.	Sam Koch	239	2006-20
2.	<b>Justin Tucker</b>	<b>162</b>	<b>2012-present</b>
3.	Jarret Johnson	129	2003-11
4.	Joe Flacco	122	2008-15
5.	Anthony Levine Sr.	117	2013-20
6.	Peter Boulware	111	1997-2003

### RAVENS ALL-TIME GAMES PLAYED

Rk.	Player	Games	Years
1.	Sam Koch	256	2006-21
2.	Terrell Suggs	229	2003-18
3.	Ray Lewis	228	1996-2012
4.	Matt Stover	207	1996-2008
5.	Jonathan Ogden	177	1996-2007
	Marshal Yanda	177	2007-19
7.	Morgan Cox	165	2010-20
8.	Joe Flacco	163	2008-18
9.	<b>Justin Tucker</b>	<b>162</b>	<b>2012-present</b>
10.	Ed Reed	160	2002-12
11.	Anthony Levine Sr.	146	2012-21
12.	Jarret Johnson	143	2003-11
13.	Chris McAlister	135	1999-2008
	Haloti Ngata	135	2006-14
15.	Mike Flynn	134	1998-2007
	Kelly Gregg	134	2001-10
17.	Todd Heap	133	2001-10
18.	Jimmy Smith	128	2011-21
19.	Ladarius Webb	127	2009-17
20.	Peter Boulware	126	1997-2005
21.	Brandon Williams	123	2013-21
22.	Cornell Brown	109	1997-2004
	Bart Scott	109	2002-08
24.	Edwin Mulitalo	106	1999-2006
25.	Adalius Thomas	97	2000-06

## TURNOVER MARGIN SINCE 2008

Since John Harbaugh's 2008 Baltimore arrival, the Ravens have produced the NFL's fifth-best turnover differential (+47).

### NFL's TOP TURNOVER DIFFERENTIALS [SINCE 2008 / JOHN HARBAUGH ERA]

Rk.	Team	Takeaways	Giveaways	Turnover Diff.
1.	New England	395	234	+161
2.	Green Bay	363	240	+123
3.	Seattle	357	277	+80
4.	Kansas City	358	283	+75
5.	<b>Baltimore</b>	<b>347</b>	<b>300</b>	<b>+47</b>

## TURNOVER MARGIN AT HOME

Baltimore owns a +51 differential at home during the John Harbaugh Era, ranking as the league's fourth-best mark.

### NFL's TOP TURNOVER DIFFERENTIALS / AT HOME [SINCE 2008 / JOHN HARBAUGH ERA]

Rk.	Team	Takeaways	Giveaways	Turnover Diff.
1.	Green Bay	208	103	+105
2.	New England	204	116	+88
3.	Seattle	192	128	+64
4.	<b>Baltimore</b>	<b>190</b>	<b>139</b>	<b>+51</b>

## TURNOVER TABLE SINCE 2000

Year	TA/TO	Plus/Minus	Record
2022	2/1	+1	1-0
2021	15/26	-11	8-9
2020	22/18	+4	11-5
2019	25/15	+10	14-2
2018	17/20	-3	10-6
2017	34/17	+17	9-7
2016	28/23	+5	8-8
2015	14/28	-14	5-11
2014	22/20	+2	10-6
2013	24/29	-5	8-8
2012	25/16	+9	10-6
2011	26/24	+2	12-4
2010	27/20	+7	12-4
2009	32/22	+10	9-7
2008	34/21	+13	11-5
2007	23/40	-17	5-11
2006	40/23	+17	13-3
2005	26/36	-10	6-10
2004	34/23	+11	9-7
2003	41/38	+3	10-6
2002	31/32	-1	7-9
2001	28/36	-8	10-6
2000	49/26	+23	12-4
<b>Total</b>	<b>619/554</b>	<b>+65</b>	<b>210-144</b>

## THE RAVENS ARE...

### SINCE 2000, HERE ARE THE RAVENS' RECORDS IN A GAME:

When turnover ratio is +2 or better . . . . . 86-5  
 When turnover ratio is +1 or better . . . . . 129-20  
 When turnover ratio is even . . . . . 43-29  
 When turnover ratio is negative . . . . . 38-95

# THAT M&T MAGIC

## HOME UNDER HARBS

Under John Harbaugh (since 2008), the Ravens own the NFL's third-best home winning percentage (.726), going 82-31 at M&T Bank Stadium.

### NFL'S BEST REGULAR SEASON HOME RECORDS (JOHN HARBAUGH ERA / SINCE 2008)

Rk.	Team	Record	Pct.
1.	New England Patriots	91-22	.805
2.	Green Bay Packers	86-24-2	.777
3.	<b>Baltimore Ravens</b>	<b>82-31</b>	<b>.726</b>
4.	Pittsburgh Steelers	81-31-1	.721
5.	New Orleans Saints	76-36	.679

## RAVENS DEFEND THE BANK

The Ravens have been outstanding at home since they arrived in Baltimore. Below are their respective home records and corresponding NFL rankings during several periods.

### RAVENS HOME RECORDS / NFL RANKINGS

Time Period (Milestone)	Record	NFL Rank
Since 2010 (Past 12 Seasons)	70-27	3
Since 2008 (John Harbaugh's Arrival)	82-31	3
Since 2000 (First Super Bowl Season)	128-49	3
Since 1998 (M&T Bank Stadium Opened)	136-57	3
Since 1996 (Team's Inception)	143-65-1	4

## HOME "D" UNDER HARBS (SINCE 2008)

# 17.5

POINTS ALLOWED  
PER GAME  
[NFL'S BEST]

# 78.2

OPPONENT PASSER  
RATING  
[NFL'S 2ND BEST]  
BUFFALO - 76.3

# 306.9

YARDS ALLOWED  
PER GAME  
[NFL'S 2ND BEST]  
PITTSBURGH - 306.6

**X** DATING BACK TO 2008, THE RAVENS HAVE OUTSCORED OPPONENTS 2,908 TO 1,974 AT HOME. IN THEIR 82 WINS DURING THIS SPAN, THE MARGIN OF VICTORY HAS BEEN 14.4 POINTS PER GAME.

**X** THE RAVENS OWN A +934 POINT DIFFERENTIAL AT HOME UNDER JOHN HARBAUGH, RANKING NO. 3 IN THE NFL (NE IS +1,284 & GB IS +1,037).

**X** BALTIMORE IS 38-0 UNDER HARBAUGH WHEN ALLOWING 12 POINTS OR FEWER AT HOME.

## HOME "D" DOMINANCE DATES WAY BACK

The Ravens' "D" has been stout at home for many seasons. Since 2003, Baltimore ranks at the top in several key categories:

### BEST NFL DEFENSES AT HOME / SINCE 2003

POINTS PER GAME (Fewest Allowed)	TOTAL DEFENSE (Fewest Yards Allowed)
1. Baltimore ..... 17.1	1. Pittsburgh ..... 299.8
2. New England ..... 17.3	2. Baltimore ..... 300.0
3. Pittsburgh ..... 18.4	3. Buffalo ..... 317.8
TAKEAWAYS	DEFENSIVE TDs
1. Baltimore ..... 289	1. Arizona ..... 34
New England ..... 289	2. Baltimore ..... 33
3. Buffalo ..... 272	3. Green Bay ..... 29
Green Bay ..... 272	Tennessee ..... 29

## HOME FAST FACTS

- Under head coach John Harbaugh, the Ravens are 20-4 in September home games. The Ravens have won 23 of their past 27 home games in the month of September (dating back to 2006).
- Under Coach Harbaugh, the Ravens are 24-6 in November home games, producing the NFL's second-best such record. The Ravens have won 22 of their past 27 home games during the month.
- The Ravens are 24-9 at home in the month of December under John Harbaugh and 44-17 in such games during their history.
- Under Coach Harbaugh (since 2008), Baltimore has gone 22-7 against NFC teams at M&T Bank Stadium, producing the best home record by an AFC squad vs. the "other" conference.
- Baltimore has won 25 of its last 32 home games vs. NFC teams.
- In their history, the Ravens have hosted 27 games when the temperature was below 40 degrees. Baltimore is 21-5-1 in such cold weather games.
- Baltimore is 9-2 at home in November against AFC North foes under Harbaugh. Overall under Harbaugh, the Ravens are 28-14 in home games played against AFC North foes.
- Baltimore has won 23 of its last 34 home games vs. AFC North foes.
- The Ravens are 18-5 at home all time against teams from the West Coast/Pacific TZ. (Ari. - 3-1, LV - 6-1, LAC - 4-1, LAR - 0-1, SF - 3-0 & Sea. - 2-1).

## BEST HOME DEFENSE

Baltimore has permitted an NFL-low 17.5 ppg at home during the John Harbaugh Era. Under "Harbs," the Ravens are 36-0 at home when allowing 10 points or fewer. In 23 of those games, the Ravens gave up no more than 7 points.

### FEWEST POINTS PER GAME ALLOWED AT HOME (SINCE 2008 / JOHN HARBAUGH ERA)

<b>BALTIMORE</b>	<b>17.5</b>
NEW ENGLAND	18.4
PITTSBURGH	18.7



# ALL-TIME RESULTS / TRENDS

## RAVENS REGULAR SEASON RECORDS

	<b>Overall Record</b>	<b>Home</b>	<b>Away</b>
Overall	234-183-1	143-65-1	91-118
In M&T Bank Stadium (since 1998)	136-57	136-57	n/a
Coached by Ted Marchibroda	16-31-1	11-12-1	5-19
Coached by Brian Billick	80-64	50-22	30-42
Coached by John Harbaugh	138-88	82-31	56-57
vs. AFC Teams	173-142	105-53	68-89
vs. AFC North	68-52	40-20	28-32
vs. AFC Central (1996-2001)	26-28	13-14	13-14
vs. AFC East	28-22	19-5	9-17
vs. AFC South	23-18	15-6	8-12
vs. AFC West	28-22	18-8	10-14
vs. NFC Teams	61-41-1	38-12-1	23-29
vs. NFC North	11-9	7-3	4-6
vs. NFC Central (1996-2001)	3-5	3-1	0-4
vs. NFC East	17-9-1	10-2-1	7-7
vs. NFC South	12-8	6-4	6-4
vs. NFC West	18-10	12-2	6-8
On Monday Night Football	15-13	6-3	9-10
On Tuesday	1-0	1-0	0-0
On Wednesday	0-1	0-0	0-1
On Thursday Night Football	8-6	7-1	1-5
On Saturday	4-1	2-0	2-1
On Sunday Night Football	17-13	11-4	6-9
In Overtime	15-16-1	9-6-1	6-10
Ravens Shutout Wins	14-0	6-0	8-0
In Season Openers	15-12	9-4	6-8
Indoors	8-16	n/a	8-16

Note: Baltimore has played in Houston's Reliant/NRG Stadium six times (4-2), Indy's Lucas Oil Stadium three times (1-2), Dallas' Texas Stadium once (1-0), Atlanta's Mercedes-Benz Stadium once (1-0) and Las Vegas' Allegiant Stadium once (0-1). Four of those games at Reliant Stadium/NRG Stadium (12/13/10, 10/21/12, 12/21/14 & 9/20/20), and one at Allegiant Stadium (9/13/21), came when the roof was closed, meaning those games were "indoors," while the other games listed are considered "outdoors" due to open roofs. One of these games at Lucas Oil Stadium (11/8/20) came when the roof was opened, deeming that an outdoor game.

In August	0-1	0-1	0-0
In September	55-34	34-9	21-25
In October	45-53	23-21	22-32
In November	65-43-1	39-15-1	26-28
In December	63-46	44-17	19-29
In January	6-6	3-2	3-4

## RAVENS REGULAR RESULTS WHEN...

<b>Team</b>	<b>Since 2000</b>	<b>Since 2008</b>	<b>2022</b>
Record	210-144	138-88	1-0
vs. AFC North (since 2002)	68-52	51-34	0-0
vs. AFC	156-110	102-67	1-0
vs. NFC	54-34	36-21	0-0
Home	128-49	82-31	0-0
Away	82-95	56-57	1-0
On grass	111-84	73-48	0-0
Artificial turf	99-60	65-40	1-0
Outdoors	203-131	132-80	1-0
Indoors	7-13	6-8	0-0
September	47-27	32-16	1-0
October	42-42	26-26	0-0
November	60-31	40-17	0-0
December	55-39	36-25	0-0
January	6-5	4-4	0-0
Leading at halftime	166-29	111-23	1-0
Trailing at halftime	32-101	19-58	0-0
Tied at halftime	12-14	8-7	0-0
Tied after 3 quarters	5-8	3-4	0-0
Leading after 3 quarters	178-23	120-18	1-0
Trailing after 3 quarters	27-113	15-66	0-0
Decided by 7 points or fewer	87-82	56-58	0-0
Decided by 3 points or fewer	48-46	32-32	0-0
When scoring first	145-47	101-32	1-0
When not scoring first	65-97	37-56	0-0
Positive or even turnover ratio	172-49	108-37	1-0
Negative turnover ratio	38-95	30-51	0-0
Winning penalty ratio	90-57	59-31	1-0
Losing penalty ratio	101-74	64-46	0-0
Overtime	13-14	9-11	0-0
When returning a KOR for a TD	5-4	5-3	0-0
When returning a PR for a TD	9-3	5-1	0-0

<b>Offense</b>	<b>Since 2000</b>	<b>Since 2008</b>	<b>2022</b>
Scoring 20 or more points	168-56	118-41	1-0
Scoring 30 or more points	77-8	57-6	0-0
Having 20 or more first downs	106-62	84-43	0-0
Totaling 350 or more net yards	106-50	81-35	0-0
At least 35 minutes time of poss.	63-9	43-7	0-0
Rushing for 150 or more yards	81-22	56-14	0-0
When not throwing an INT	117-29	79-22	0-0
With a 100-yard rusher	72-24	44-11	0-0
Without a 100-yard rusher	138-120	94-77	1-0
With a 100-yard receiver	44-29	32-20	0-0
Without a 100-yard receiver	166-115	106-68	1-0
With a 300-yard passer	24-20	22-15	0-0
Without a 300-yard passer	186-124	117-63	1-0

<b>Defense</b>	<b>Since 2000</b>	<b>Since 2008</b>	<b>2022</b>
When scoring a defensive TD	51-9	29-6	0-0
When returning an INT for a TD	35-4	17-3	0-0
When returning a fumble for a TD	19-5	15-3	0-0
Recording 3 or more sacks	109-43	64-29	1-0
Holding opp. under 250 net yards	74-20	47-7	0-0
Holding opp. under 21 points	168-40	111-19	1-0
Holding opp. under 15 points	125-15	77-5	1-0
Allowing a 100-yard rusher	22-30	14-20	0-0
Not allowing a 100-yard rusher	188-114	124-68	1-0
Allowing a 100-yard receiver	42-46	26-30	0-0
Not allowing a 100-yard receiver	168-98	112-58	1-0
Allowing a 300-yard passer	30-32	21-26	1-0
Not allowing a 300-yard passer	180-112	117-62	0-0



# PLAYER NOTES - JACKSON



## QUICK CAREER NOTES

- ✗ Baltimore is 38-12 with Jackson as its regular season starter. Since his first NFL start (Week 11 of 2018), his 38 wins tie (Josh Allen) for the fourth most among all NFL QBs. Jackson is also the first QB in NFL history to reach 35 regular season wins before the age of 25.
- ✗ Jackson is the only QB in NFL history to record multiple career games with at least 3 TD passes *and* 100 rushing yards (Week 9 of 2021 vs. Min. & at Cle. in 2019).
- ✗ In 2021, Jackson recorded at least 200 passing yards *and* 50 rushing yards in seven games, tying Randall Cunningham (1990) and his own 2019 campaign for the most such performances in NFL single-season history.
- ✗ In 2020, Jackson (1,005) became the first QB in NFL history to surpass the 1,000-yard rushing milestone in multiple seasons, also doing so in 2019 (1,206).
- ✗ Jackson (2019-20), Josh Allen (2020-21) and Deshaun Watson (2018-19) are the only QBs with at least 25 TD passes and 5 rushing TDs in consecutive seasons in NFL history.
- ✗ Jackson is the fastest QB in league history (35 games) to reach 5,000 passing yards & 2,000 rushing yards.
- ✗ Jackson (10) owns the most “double-triples” (at least 100 rushing & 100 passing yards in a game) in league history.
- ✗ Jackson has produced 10 career regular season games with at least 100 rushing yards, tying (Michael Vick) for the most by a QB in NFL history.

## MOST REGULAR SEASON WINS BY A STARTING QB (SINCE WEEK 11 OF 2018 / JACKSON'S FIRST NFL START)

Rk.	Quarterback (Team)	Record
1.	Tom Brady (NE/TB)	41-15
	Aaron Rodgers (GB)	41-15
	Patrick Mahomes (KC)	41-12
4.	Lamar Jackson (Bal.)	38-12
	Josh Allen (Buf.)	38-18

## DUAL THREAT DYNAMO

GAMES W/ 200+ PASS YARDS  
& 100+ RUSH YARDS  
[NFL HISTORY]

1. Lamar Jackson (Bal.) . . . . 5
2. Josh Allen (Buf.) . . . . . 3
- Cam Newton (Car./NE) . . . . . 3
- Russell Wilson (Sea./Den.) . . . 3

GAMES W/ 3+ PASS TDs  
& 75+ RUSH YARDS  
[NFL HISTORY]

1. Lamar Jackson (Bal.) . . . . 6
2. Cam Newton (Car./NE) . . . . . 5
3. Tobin Rote (GB/Det./SD/Den.) . . 3
4. Four Players . . . . . 2

## 2019 UNANIMOUS MVP

- ✗ In 2019, Jackson became the only QB in NFL history to produce at least 3,000 passing yards and 1,000 rushing yards in a season. (He had 3,127 passing & 1,206 rushing.)
- ✗ Jackson was responsible for an NFL-best 43 total TDs (36 passing & 7 rushing) in 2019. His 36 TD passes led the NFL and are the most in franchise single-season history.
- ✗ Jackson rushed for 1,206 yards in 2019, marking the most by a quarterback in NFL single-season history.
- ✗ Jackson produced the NFL single-season record for most 100-yard rushing games (5 in 2019) by a quarterback.
- ✗ Jackson (36/7) also became the third QB in NFL history with at least 35 passing TDs & 7 rushing TDs. Steve Young (1994), Cam Newton (2015) and Josh Allen (2020) have also accomplished this feat.
- ✗ In his final eight games of 2019 (he sat out Week 17), Jackson threw 25 TDs and 1 INT, completing 69.4% of his passes for 1,477 yards and a 130.3 rating. He tallied 630 rushing yards & 4 rush TDs.
- ✗ Jackson threw at least 4 TDs in an NFL-best four games in 2019. He also threw at least 3 TDs in an NFL-best eight games.
- ✗ In 2019's Week 15 win vs. NYJ, Jackson rushed for at least 85 yards while throwing for 5 TDs for the second time in his career. (He also did this on 11/25/19 at LAR.) Cam Newton is the only other player in NFL history to accomplish the 85 rushing yards/5 passing TDs feat in a game, doing so in 2015.
- ✗ Jackson posted two perfect passer ratings in 2019 (at Cin. & Mia.), making him one of two QBs in NFL history (Ben Roethlisberger, 2007) to attain the 158.3 mark twice in a season.
- ✗ In Weeks 11 (vs. Hou.) and 12 (at LAR) of 2019, Jackson became the first NFL player ever to throw at least 4 passing TDs and have at least 50 rush yards in back-to-back games.
- ✗ In 2019's Week 6 victory over Cincinnati, Jackson became the first player ever to pass for 200 yards (236) and rush for 150 yards (152) in a regular season game. (Colin Kaepernick also accomplished this feat in a 2013 playoff game.)
- ✗ In the 2019 Divisional Playoff vs. Tennessee, Jackson became the first player in NFL history with at least 350 passing yards (365) and 100 rushing yards (143) in any game.

# PLAYER NOTES - JACKSON

## MOST WINS BY A QB IN HIS FIRST 50 NFL STARTS [SINCE 1970 MERGER]

Rk.	Quarterback	Wins
1.	Patrick Mahomes	40
	Ken Stabler	40
3.	Lamar Jackson	38
	Tom Brady	38
	Danny White	38

## MOST WINS BY A QB IN HIS FIRST 40 NFL STARTS [SINCE 1970 MERGER]

Rk.	Quarterback	Wins
1.	Lamar Jackson	32
	Patrick Mahomes	32
	Dan Marino	32
	Kurt Warner	32

## PASSING TOUCHDOWNS

### RAVENS SINGLE-GAME HISTORY

QB/Date/Opponent	TDs
Lamar Jackson, 12/12/19 vs. NYJ.	5
Lamar Jackson, 11/25/19 at LAR.	5
Lamar Jackson, 9/8/19 at Mia.	5
Joe Flacco, 10/12/14 at TB	5
Tony Banks, 9/10/00 vs. Jax.	5

## COMPLETION PERCENTAGE

### RAVENS SINGLE-GAME HISTORY

QB/Date/Opponent	Pct.
Lamar Jackson, 11/10/19 at Cin.	88.2
Lamar Jackson, 10/11/21 vs. Ind.	86.0
Lamar Jackson, 9/8/19 at Mia.	85.0
Lamar Jackson, 11/8/20 at Ind.	82.6

## PASSER RATING

### RAVENS SINGLE-GAME HISTORY

QB/Date/Opponent	Rate
Lamar Jackson, 11/10/19 at Cin.	158.3
Lamar Jackson, 9/8/19 at Mia.	158.3
Lamar Jackson, 9/13/20 vs. Cle.	152.1
Joe Flacco, 10/12/14 at TB	149.7

Jackson is the youngest QB in NFL history to produce a perfect passer rating. Incredibly, he's done it twice.

## CONSECUTIVE PASSES, NO INTs

### RAVENS SINGLE-GAME HISTORY

QB/Dates	Passes
Lamar Jackson, 11/25/18 -- 9/29/19	248
Lamar Jackson, 10/6/19 -- 12/8/19	181
Joe Flacco, 9/25/16 -- 10/23/16	176

## PASSING TOUCHDOWNS

### RAVENS SINGLE-SEASON HISTORY

Rk.	Quarterback (Year)	TDs
1.	Lamar Jackson (2019)	36
2.	Vinny Testaverde (1996)	33
3.	Joe Flacco (2014)	27
4.	Lamar Jackson (2020)	26
5.	Joe Flacco (2010)	25

## PASSER RATING

### RAVENS SINGLE-SEASON HISTORY

Rk.	Quarterback (Year)	Rate
1.	Lamar Jackson (2019)	113.3
2.	Lamar Jackson (2020)	99.3
3.	Joe Flacco (2010)	93.6
4.	Joe Flacco (2014)	91.0
5.	Joe Flacco (2009)	88.9

## TD PASS PERCENTAGE

### RAVENS SINGLE-SEASON HISTORY

Rk.	Quarterback (Year)	TD%
1.	Lamar Jackson (2019)	9.0
2.	Lamar Jackson (2020)	6.9
3.	Vinny Testaverde (1996)	6.0
4.	Tony Banks (1999)	5.3
	Trent Dilfer (2000)	5.3

## JACKSON NUMBER TO NOTE

# 8

Quarterbacks, including Lamar Jackson, in league history to record at least 10,000 passing yards and 3,500 rushing yards in a career.

Jackson is the fastest QB in NFL history to hit the dual 10K passing and 3.5K rushing yards milestone, doing so in Week 1 of 2022 in his 59th-career game.

## QUARTERBACKS W/ 10,000 PASSING YARDS & 3,500 RUSHING YARDS / NFL HISTORY

Quarterback	Games	Pass	Rush
Lamar Jackson	59	10,180	3,690
Randall Cunningham	162	29,979	4,928
Steve McNair	161	31,304	3,590
Cam Newton	148	32,382	5,628
Fran Tarkenton	246	47,003	3,674
Michael Vick	143	22,464	6,109
Russell Wilson	159	37,399	4,691
Steve Young	169	33,124	4,239

# PLAYER NOTES - JACKSON

## 100-YARD REGULAR SEASON RUSHING GAMES [QB's / SINGLE-SEASON NFL HISTORY]

1. Lamar Jackson (2019) ..... 5
2. Russell Wilson (2014)..... 3  
Michael Vick (2006) ..... 3  
Michael Vick (2004) ..... 3

## CAREER 100-YARD REGULAR SEASON RUSHING GAMES [QB's / NFL HISTORY]

1. Lamar Jackson ..... 10  
Michael Vick ..... 10
3. Russell Wilson ..... 4
4. J. Allen, R. Cunningham, B. Douglass ..... 3  
D. McNabb, C. Newton & T. Rote ..... 3

## CAREER GAMES W/ 5 TD PASSES & 85+ RUSHING YARDS [NFL HISTORY]

1. Lamar Jackson ..... 2
2. Cam Newton ..... 1

Newton's "5/85" game came during his 2015 NFL MVP campaign, just as Jackson's were in 2019.

## GAMES WITH 5 TD PASSES [NFL SINGLE-SEASON HISTORY]

1. Peyton Manning (2004)\* ..... 4
2. Lamar Jackson (2019)\* ..... 3  
Cam Newton (2015)\* ..... 3  
Drew Brees (2011) ..... 3  
Tom Brady (2007)\* ..... 3  
Daunte Culpepper (2004) ..... 3

\*Won NFL MVP

## MOST GAMES WITH 4+ TD PASSES [2019 SEASON]

1. Lamar Jackson (Bal.) ..... 4
2. Jimmy Garoppolo (SF) ..... 3  
Daniel Jones (NYG) ..... 3  
Jameis Winston (TB) ..... 3

## MOST GAMES WITH 3+ TD PASSES [2019 SEASON]

1. Lamar Jackson (Bal.) ..... 8
2. Drew Brees (NO) ..... 7
3. Dak Prescott (Dal.) ..... 6
4. Patrick Mahomes (KC) ..... 5  
Matthew Stafford (Det.) ..... 5  
Deshaun Watson (Hou.) ..... 5  
Jameis Winston (TB) ..... 5

## TOTAL TOUCHDOWNS [2019 SEASON]

1. Lamar Jackson (Bal.) ..... 43
2. Russell Wilson (Sea.) ..... 34  
Jameis Winston (TB) ..... 34

## PASSING TOUCHDOWNS [2019 SEASON]

1. Lamar Jackson (Bal.) ..... 36
2. Jameis Winston (TB) ..... 33
3. Russell Wilson (Sea.) ..... 31

## NFL PASSER RATING [2019 SEASON]

1. Ryan Tannehill (Ten.) ..... 117.5
2. Drew Brees (NO) ..... 116.3
3. Lamar Jackson (Bal.) ..... 113.3

## MOST RUSHING YARDS [QUARTERBACKS / SINGLE-SEASON HISTORY]

1. Lamar Jackson (2019) ..... 1,206
2. Michael Vick (2006) ..... 1,039
3. Lamar Jackson (2020) ..... 1,005
4. Bobby Douglass (1972) ..... 968
5. Randall Cunningham (1990) ..... 942

## MOST GAMES WITH 2+ PASSING TDs AND 50+ RUSHING YARDS [SINCE 1970 MERGER]

### - ENTIRE CAREER -


Rk.	Player	2+/50+ GAMES	GP/GS
1.	Cam Newton	23	148/144
2.	Randall Cunningham	20	161/135
	Michael Vick	20	143/115
4.	Steve Young	19	169/143
5.	Lamar Jackson	16	59/50
	Russell Wilson	16	159/159

### - FIRST FIVE SEASONS OF A CAREER -

Rk.	Player	2+/50+ GAMES
1.	Cam Newton (Car.)	17
2.	Lamar Jackson (Bal.)	16
3.	Josh Allen (Buf.)	11
4.	Randall Cunningham (Phi.)	10
5.	Michael Vick (Atl.)	9
6.	Russell Wilson (Sea.)	8
7.	Kyler Murray (Ari.)	7



# PLAYER NOTES - ANDREWS



**MARK ANDREWS**  
#89 | TIGHT END

**26**  
TD GRABS SINCE 2019,  
TIED FOR THE MOST  
AMONG NFL TEs

**2X**  
PRO BOWLER

**6**  
MULTI-TD GAMES  
SINCE 2019, RANKING  
NO. 1 AMONG NFL TEs

**1X**  
ALL-PRO

**20**  
RED ZONE TD GRABS  
SINCE 2019, MARKING THE  
MOST AMONG NFL TEs

## TOP 3 ON RAVENS SINGLE-SEASON CHARTS

En route to his second-career Pro Bowl nod, in 2021, TE Mark Andrews produced single-season franchise records in catches (107) and receiving yards (1,361), adding 9 TDs.

### RAVENS' SINGLE-SEASON CHARTS

#### MOST RECEPTIONS

Rk.	Player (Year)	Receptions
1.	Mark Andrews (2021)	107
2.	Derrick Mason (2007)	103
3.	Marquise Brown (2021)	91

#### MOST RECEIVING YARDS

Rk.	Player (Year)	Receiving Yards
1.	Mark Andrews (2021)	1,361
2.	Michael Jackson (1996)	1,201
3.	Torrey Smith (2013)	1,128

#### MOST RECEIVING TDs

Rk.	Player (Year)	Receiving TDs
1.	Michael Jackson (1996)	14
2.	Torrey Smith (2014)	11
3.	Mark Andrews (2019)	10

## NFL TIGHT END RECEIVING LEADERS

### RECEIVING YARDS

2021		SINCE 2019	
1.	Mark Andrews (Bal.).....1,361	1.	Travis Kelce (KC).....3,891
2.	Travis Kelce (KC).....1,125	2.	Darren Waller (LV) ..... 3,085
3.	Kyle Pitts (Atl.).....1,026	3.	Mark Andrews (Bal.).....2,966
4.	George Kittle (SF) ..... 910	4.	George Kittle (SF) ..... 2,597
5.	Dallas Goedert (Phi.)..... 830	5.	Mike Gesicki (Mia.) ..... 2,054

### RECEPTIONS

2021		SINCE 2019	
1.	Mark Andrews (Bal.).....107	1.	Travis Kelce (KC)..... 302
2.	Travis Kelce (KC)..... 92	2.	Darren Waller (LV) ..... 256
3.	Dalton Schultz (Dal.) ..... 78	3.	Mark Andrews (Bal.).....234
4.	Zach Ertz (Ari.).....74	4.	George Kittle (SF) ..... 204
5.	Mike Gesicki (Mia.) ..... 73	5.	Zach Ertz (Ari.)..... 200

### RECEIVING TOUCHDOWNS

2021		SINCE 2019	
1.	Mark Andrews (Bal.)..... 9	1.	Mark Andrews (Bal.)..... 26
	Hunter Henry (NE)..... 9		Travis Kelce (KC)..... 26
	Travis Kelce (KC)..... 9	3.	Jared Cook (FA)..... 20
	Dawson Knox (Buf.)..... 9	4.	Hunter Henry (NE)..... 18
5.	Dalton Schultz (Dal.)..... 8	5.	Four Tight Ends .....14

### FIRST DOWN RECEPTIONS

2021		SINCE 2019	
1.	Mark Andrews (Bal.)..... 75	1.	Travis Kelce (KC).....215
2.	Travis Kelce (KC)..... 63	2.	Mark Andrews (Bal.).....159
3.	Pitts (Atl.) / Schultz (Dal.) .... 43	3.	Darren Waller (LV) .....157
5.	Goedert (Phi.) / Kittle (SF) .... 42	4.	George Kittle (SF) .....127
7.	Zach Ertz (Ari.)..... 40	5.	Zach Ertz (Ari.).....107

## ANDREWS HAS EYES FOR THE END ZONE

### NFL RECEIVING TOUCHDOWNS / SINCE 2019

Rk.	Player (Team)	Receiving TDs
1.	Mike Evans (TB)	36
2.	Davante Adams (LV)	35
3.	Tyreek Hill (Mia.)	31
4.	Cooper Kupp (LAR)	30
	Adam Thielen (Min.)	30
6.	DK Metcalf (Sea.)	29
7.	Mark Andrews (Bal.)	26
	Travis Kelce (KC)	26
	Tyler Lockett (Sea.)	26
10.	Stefon Diggs (Buf.)	25

## ANDREWS' MONSTER 2021 SEASON

En route to his second-career Pro Bowl nod, in 2021, Andrews:

- Played in all 17 games (nine starts), totaling single-season franchise records in both receptions (107) and receiving yards (1,361), while also producing 9 TDs.
- Led NFL tight ends in all major receiving categories, including yards (1,361), receptions (107), TDs (9 – tied), first downs (75), 20-plus-yard catches (20) and contested catches (18).
- Notched his third-straight season (2019-21) with at least 700 receiving yards and 7 receiving TDs, marking the longest streak reaching those figures in Ravens history. It's also the longest active streak entering 2022 by an NFL tight end.
- Posted at least receiving 100 yards in a Ravens' single-season record five contests.

# PLAYER NOTES - ANDREWS

## ANDREWS' HISTORIC 2021

TE Mark Andrews produced new single-season franchise records for receptions (107) and receiving yards (1,361). His 1,361 receiving yards also rank third most by a TE in league history and were sixth overall in the NFL during 2021.

### MOST RECEIVING YARDS BY A TIGHT END SINGLE-SEASON NFL HISTORY

Rk.	Tight End (Year)	Rec.	Yards	Avg.	TDs
1.	Travis Kelce (2020)	105	1,416	13.5	11
2.	George Kittle (2018)	88	1,377	15.6	5
3.	<b>Mark Andrews (2021)</b>	<b>107</b>	<b>1,361</b>	<b>12.7</b>	<b>9</b>
4.	Travis Kelce (2018)	103	1,336	13.0	10
5.	Rob Gronkowski (2011)	90	1,327	14.7	17

### MOST RECEIVING YARDS OVERALL / 2021 SEASON

Rk.	Player	Rec.	Yards	Avg.	TDs
1.	Cooper Kupp (LAR)	145	1,947	13.4	16
2.	Justin Jefferson (Min.)	108	1,616	15.0	10
3.	Davante Adams (GB)	123	1,553	12.6	11
4.	Ja'Marr Chase (Cin.)	81	1,455	18.0	13
5.	Deebo Samuel (SF)	77	1,405	18.2	6
6.	<b>Mark Andrews (Bal.)</b>	<b>107</b>	<b>1,361</b>	<b>12.7</b>	<b>9</b>
7.	Tyreek Hill (KC)	111	1,239	11.2	9
8.	Stefon Diggs (Buf.)	103	1,225	11.9	10

## KEEPING IT 100

• In 2021, TE Mark Andrews registered the most 100-yard receiving outings (five) in Ravens single-season history. His seven career performances reaching the century mark rank tied for third all time in Ravens franchise history.

• Andrews' five 100-yard outings in 2021 were the most among NFL tight ends and tied for the fourth most among all players.

## 100-YARD RECEIVING GAMES IN RAVENS HISTORY

### SINGLE SEASON

Rk.	Player (Year)	Games
1.	<b>Mark Andrews (2021)</b> .....	<b>5</b>
2.	Steve Smith Sr. (2014) .....	4
	Michael Jackson (1996) .....	4
	Mark Clayton (2006) .....	4

### ALL TIME

Rk.	Player	Games
1.	Mark Clayton .....	9
2.	Steve Smith Sr. ....	8
3.	<b>Mark Andrews</b> .....	<b>7</b>
	Derrick Mason .....	7

### MOST 100-YARD RECEIVING GAMES OVERALL / 2021

Rk.	Player (Team)	100-Yard Games
1.	Cooper Kupp (LAR) .....	11
2.	Davante Adams (GB) .....	8
3.	Justin Jefferson (Min.) .....	7
4.	<b>Mark Andrews (Bal.)</b> .....	<b>5</b>
	Chris Godwin (TB) .....	5
	Tyler Lockett (Sea.) .....	5
	Deebo Samuel (SF) .....	5
	Ja'Marr Chase (Cin.) .....	5

## ON THE CUSP OF 30 IN FIVE

TE Mark Andrews needs one receiving TD to register 30 for his career and join Mike Ditka (32), Antonio Gates (43), Tony Gonzalez (30), Jimmy Graham (51), Rob Gronkowski (54) and Kellen Winslow Sr. (35) as one of seven TEs in NFL history to reach that mark in the first five seasons of a career.



ROB GRONKOWSKI  
**54**



JIMMY GRAHAM  
**51**



ANTONIO GATES  
**43**



KELLEN WINSLOW SR.  
**35**



MIKE DITKA  
**32**



TONY GONZALEZ  
**30**

## 29 CAREER RECEIVING TDs



Home .....	17	2018 .....	3	vs. AFC .....	22
Away .....	12	2019 .....	10	vs. NFC .....	7
1st Qtr. ....	6	2020 .....	7	vs. AFC North ..	12
2nd Qtr. ....	9	2021 .....	9	vs. Blitz .....	14
3rd Qtr. ....	6	Primetime .....	7	From Slot .....	16
4th Qtr. ....	8	Team Win .....	20	Shotgun .....	21
OT .....	0	Red Zone .....	22	20+ Yards .....	7

## LET THE RECORDS SHOW

### RAVENS RECORDS / TOP 10 RECEIVING YARDS / ALL TIME

Rk.	Player (Seasons)	Rec.	Yards	Avg.	TDs
1.	Derrick Mason (2005-10)	471	5,777	12.3	29
2.	Todd Heap (2001-10)	467	5,492	11.8	41
3.	Torrey Smith (2011-14)	213	3,591	16.9	30
4.	<b>Mark Andrews (2018-22)</b>	<b>268</b>	<b>3,518</b>	<b>13.1</b>	<b>29</b>
5.	Mark Clayton (2005-09)	234	3,116	13.3	12
6.	Ray Rice (2008-13)	369	3,034	8.2	6
7.	Qadry Ismail (1999-2001)	191	2,819	14.8	18
8.	Travis Taylor (2000-04)	204	2,758	13.5	15
9.	Anquan Boldin (2010-12)	186	2,645	14.2	14
10.	Michael Jackson (1996-98)	183	2,596	14.2	18

TE Mark Andrews already ranks in the Top 5 all time in each of Baltimore's major receiving categories over the course of a Ravens career.

### RECEPTIONS

1.	Derrick Mason ...	471
2.	Todd Heap .....	467
3.	Ray Rice .....	369
4.	<b>Mark Andrews</b> ..	<b>268</b>

### YARDS

1.	Derrick Mason .	5,777
2.	Todd Heap ...	5,492
3.	Torrey Smith ...	3,591
4.	<b>Mark Andrews</b> ..	<b>3,518</b>

### TDs

1.	Todd Heap .....	41
2.	Torrey Smith ....	30
3.	<b>Mark Andrews</b> ...	<b>29</b>
	Derrick Mason ...	29

# PLAYER NOTES – DUVERNAY & BATEMAN



**DEVIN DUVERNAY**  
#13 | WR / RETURN SPECIALIST

**1X** ALL-PRO **1X** PRO BOWLER

*“I’m definitely getting more comfortable, and I’m able to catch the ball and just get my eyes down quickly to see what’s in front of me. I just try to carve out a lane in my brain and just hit it.”*

– WR/RS Devin Duvernay on his KOR and PR prowess

## NFL’S NO. 1 PUNT RETURNER

In 2021, WR/RS Devin Duvernay produced a 13.9 PR average, ranking No. 1 in the NFL. His 360 PR yards ranked No. 2 in the NFL.

Rk.	Player (Team)	PRs	Yards	Avg.	Long	SFP	TDs
1.	Devin Duvernay (Bal.)	26	360	13.9	42	-33.8	0
2.	Jakeem Grant (Chi.)	26	309	11.9	97t	-29.7	1
	Gunner Olszewski (NE)	26	309	11.9	27	-37.1	0
4.	Hunter Renfrow (LV)	31	303	9.8	41	-29.5	0
5.	Chester Rogers (Ten.)	30	293	9.8	55	-31.1	0

SFP = team’s average starting field position following a return:  
SFP does not include touchbacks and fair catches.

## 20+ YARD PUNT RETURNS

In 2021, WR/RS Devin Duvernay led all NFL players with six punt returns gaining 20+ yards.

### PUNT RETURNS OF 20+ YARDS / 2021 SEASON

Rk.	Player (Team)	20+ Yard PRs
1.	Devin Duvernay (Bal.)	6
2.	Jakeem Grant (Chi.)	4
	Gunner Olszewski (NE)	4
4.	Demetric Felton (Cle.)	3
	Mecole Hardman (KC)	3
	Jalen Reagor (Phi.)	3
	Hunter Renfrow (LV)	3



## DID YOU KNOW?

• In 2021, Duvernay finished as the NFL’s only returner to rank in the Top 10 in both PR average (13.85 – first) and KOR average (24.14 – seventh), en route to earning his first-career Pro Bowl nod and first-team All-Pro honors.

• With a 93-yard KOR-TD vs. KC (9/28/20), Duvernay became the fifth Ravens rookie and the youngest Raven (23 years, 16 days) in franchise history to record a KOR-TD.

## TOP OF HIS CLASS SINCE HIS DEBUT

### SINCE BATEMAN’S DEBUT / WEEK 6 OF 2021

#### RECEPTIONS / 2021 DRAFT CLASS

Rk.	Player (Team)	Rec.
1.	Jaylen Waddle (Mia.)	81
2.	Amon-Ra St. Brown (Det.)	79
3.	Ja’Marr Chase (Cin.)	68
4.	Pat Freiermuth (Pit.)	54
5.	<b>Rashod Bateman (Bal.)</b>	<b>48</b>
	Najee Harris (Pit.)	48
7.	Kyle Pitts (Atl.)	46
8.	Elijah Moore (Phi.)	40

#### RECEIVING YARDS / 2021 DRAFT CLASS


Rk.	Player (Team)	Yards
1.	Ja’Marr Chase (Cin.)	1,128
2.	Jaylen Waddle (Mia.)	853
3.	Amon-Ra St. Brown (Det.)	798
4.	Kyle Pitts (Atl.)	737
5.	DeVonta Smith (Phi.)	602
6.	<b>Rashod Bateman (Bal.)</b>	<b>574</b>
7.	Elijah Moore (NYJ)	521

#### FIRST-DOWN CATCHES / 2021 DRAFT CLASS

Rk.	Player (Team)	1st Downs
1.	Jaylen Waddle (Mia.)	51
2.	Ja’Marr Chase (Cin.)	50
3.	Amon-Ra St. Brown (Det.)	41
4.	<b>Rashod Bateman (Bal.)</b>	<b>30</b>
5.	Kyle Pitts (Atl.)	29

## OFF TO A STRONG START

• WR Rashod Bateman posted a 42.9 receiving ypg average in 2021, ranking second on the Ravens’ all-time rookie chart, trailing only Torrey Smith’s 52.6 ypg average in 2011.



**RASHOD BATEMAN**  
#7 | WIDE RECEIVER

*“He’s just put his head down and gone to work. I’ve seen him mature, as far as being a second-year guy in the system, understanding conversions and things of that nature. With a year under his belt, that’s where I’ve seen him grow up and mature going into this upcoming season.”*

– WRs Coach Tee Martin on Rashod Bateman

# PLAYER NOTES - ZEITLER & MOSES



## KEVIN ZEITLER

#70 | GUARD

**MOST OFFENSIVE SNAPS LOGGED (2021 SEASON)**

G Kevin Zeitler (Bal.)	1,223
T Alejandro Villanueva (Bal.)	1,207
C Tyler Biadasz (Dal.)	1,205
T Trey Smith (KC)	1,195
QB Justin Herbert (LAC)	1,191

RESEARCH VIA STATS PASS

### DURABILITY ON DISPLAY

In 2021, G Kevin Zeitler was one of the NFL's most durable cogs along an O-line. Zeitler logged the second-most overall snaps (offense and defense) in the league last season.

### MOST SNAPS PLAYED [OFF. & DEF.] / 2021 NFL PLAYERS

Rk.	Player (Team)	Snaps
1.	S Quandre Siggs (Sea.)	1,228
2.	G Kevin Zeitler (Bal.)	1,223
3.	CB Xavier Woods (Min.)	1,208
4.	T Alejandro Villanueva (Bal.)	1,207
5.	C Tyler Biadasz (Dal.)	1,205

### HARDLY ANY FLAGS THROWN ON ZEIT

According to TruMedia statistics, G Kevin Zeitler has been one of the least-penalized O-linemen since entering the league in 2012. Zeitler has only been called for offensive holding 16 times in the last 10 seasons. That's tied for the third-fewest mark among active players during that span (min. 8,000 snaps).

### HOLDING CALLS SINCE 2012 / ACTIVE NFL O-LINEMEN

Rk.	Player (Teams)	Holding Penalties
1.	C Rodney Hudson (KC/Oak./Ari.)	9
2.	T Duane Brown (Hou./Sea./NYJ)	12
3.	G Kevin Zeitler (Cin./Cle./NYG/Bal.)	16
	T Riley Reiff (Det./Min./Cin.)	16
5.	C Ben Jones (Hou./Ten.)	20

### THE BEST ABILITY IS AVAILABILITY

Since he entered the league in 2012, G Kevin Zeitler's 9,688 snaps are fifth-most amongst active players and most by a non-QB.

### MOST SNAPS SINCE 2012 / ACTIVE NFL PLAYERS

Rk.	Player (Teams)	Snaps (Games)
1.	QB Tom Brady (NE/TB)	10,428 (158)
2.	QB Matt Ryan (Atl./Ind.)	10,185 (161)
3.	QB Matthew Stafford (Det./LAR)	9,742 (154)
4.	QB Russell Wilson (Sea./Den.)	9,734 (159)
5.	G Kevin Zeitler (Cin./Cle./NYG/Bal.)	9,688 (153)

### DISCIPLINE AT ITS FINEST

According to TruMedia statistics, within a two-year span (2020-21), T Morgan Moses was one of only five NFL offensive tackles who was called for fewer than four holding penalties and fewer than four false starts (min. 2,000 snaps).



LA RAMS

**ROB HAVENSTEIN**  
3 HOLDING  
2 FALSE STARTS



PITTSBURGH

**JESSE DAVIS**  
2 HOLDING  
3 FALSE STARTS



CAROLINA

**TAYLOR MOTON**  
2 HOLDING  
3 FALSE STARTS



BALTIMORE

**MORGAN MOSES**  
2 HOLDING  
4 FALSE STARTS



TAMPA BAY

**TRISTAN WIRFS**  
2 HOLDING  
4 FALSE STARTS



*"Any time you've got No. 8, and you get the chance to run downfield and get on ESPN, I think you should. But it's just having a guy back there that's so explosive, where he can throw the ball, he can run the ball, it keeps the defense on their heels. So, it's a great opportunity to be able to be on the team and block for a guy like that."*

- T Morgan Moses on blocking for QB Lamar Jackson

### MOSES QUICK HITS

- T Morgan Moses' 114 consecutive games played streak is tied for third longest among active offensive linemen (Jake Matthews, 128; Jason Kelce, 123; Charles Leno Jr., 114).



## MORGAN MOSES

#78 | TACKLE

*"He's always been a player that we've admired. When I think of Morgan, the thoughts that I have [are] big, tough, very smart, and also very durable. He's a versatile guy who can play different spots. We're excited to bring him here."*

- EVP & GM Eric DeCosta on T Morgan Moses

# PLAYER NOTES - DOBBINS



**J.K. DOBBINS**  
#27 | RUNNING BACK

*Missed entire 2021 season (knee)*

**YARDS-PER-CARRY AVERAGE  
ALL-TIME ROOKIE RBs  
(SINCE 1970 MERGER)**

Alvin Kamara ('17)	6.07
<b>J.K. Dobbins ('20)</b>	<b>6.01</b>
Maurice Jones-Drew ('06)	5.67
Thomas Rawls ('15)	5.65
Adrian Peterson ('07)	5.63

## RAVENS ROOKIE RECORD

RB J.K. Dobbins scored 9 total TDs in 2020, marking a new Ravens franchise rookie record.

### TOTAL TDs / ALL-TIME RAVENS ROOKIES

Rk.	Player (Year)	TDs
1.	<b>J.K. Dobbins (2020)</b>	<b>9</b>
2.	Marquise Brown (2019)	7
	Marlon Brown (2013)	7
	Torrey Smith (2011)	7

## LEADING THE LEAGUE IN 2020

In 2020, RB J.K. Dobbins led all NFL running backs in yards-per-carry average (6.01).

### YARDS PER CARRY / NFL RBs IN 2020

Rk.	Player (Year)	YPC
1.	<b>J.K. Dobbins (Bal.)</b>	<b>6.01</b>
2.	Nick Chubb (Cle.)	5.62
3.	Aaron Jones (GB)	5.49
4.	Derrick Henry (Ten.)	5.36

## QUICK HITS

- In 2020, RB J.K. Dobbins (805), QB Lamar Jackson (1,005) and RB Gus Edwards (723) each surpassed 700 rushing yards. In doing so, the 2020 Ravens joined the 2019 Ravens and 2011 Panthers as the only teams ever with three 700-yard rushers in an NFL season.
- Dobbins closed out the 2020 regular season with six-consecutive performances of 50-plus rushing yards and a rushing TD, tying (Ryan Grant in 2007, Eric Dickerson in 1983 & Franco Harris in 1972) for the longest rookie streak of its kind since the 1970 NFL merger.
- Dobbins' 72-yard TD-scamper in the 38-3 win at Cin. (1/3/21) was the longest rushing TD by a Ravens' rookie and the then-longest rushing TD by an NFL rookie since 2018 (three players).

## 2020 ROOKIE CLASS RANKINGS

Among NFL rookies in 2020, RB J.K. Dobbins ranked No. 3 in both rushing yards (805) and rushing TDs (9), while he was No. 1 in yards-per-carry average (6.01).

### RUSHING YARDS / NFL ROOKIE RBs / 2020

Rk.	Player (Team)	Yards
1.	Jonathan Taylor (Ind.)	1,169
2.	James Robinson (Jax.)	1,070
3.	<b>J.K. Dobbins (Bal.)</b>	<b>805</b>
4.	Clyde Edwards-Helaire (KC)	803
5.	Antonio Gibson (Was.)	795

### RUSHING TDs / NFL ROOKIE RBs / 2020

Rk.	Player (Team)	TDs
1.	Jonathan Taylor (Ind.)	11
	Antonio Gibson (Was.)	11
3.	<b>J.K. Dobbins (Bal.)</b>	<b>9</b>
4.	D'Andre Swift (Det.)	8
5.	James Robinson (Jax.)	7

### RUSHING YPC AVERAGE / NFL ROOKIE RBs / 2020 (MIN. 100 RUSHES)

Rk.	Player (Team)	YPC
1.	<b>J.K. Dobbins (Bal.)</b>	<b>6.01</b>
2.	Jonathan Taylor (Ind.)	5.04
3.	Antonio Gibson (Was.)	4.68
4.	D'Andre Swift (Det.)	4.57
5.	James Robinson (Jax.)	4.46

## J.K.'S HISTORICAL 2020

In 2020, RB J.K. Dobbins became the first rookie and one of six running backs in NFL history to produce at least 800 rushing yards, 9 rushing TDs and 6.0 yards per carry in a season. The other five running backs are Adrian Peterson (2012), Barry Sanders (1997), Mercury Morris (1973), O.J. Simpson (1973) and Jim Brown (1963).



2020

**J.K. DOBBINS**



2012

**ADRIAN PETERSON**



1997

**BARRY SANDERS**



1973

**MERCURY MORRIS**



1973

**O.J. SIMPSON**




1963

**JIM BROWN**



# PLAYER NOTES - CAMPBELL



**CALAIS CAMPBELL**  
#93 | DEFENSIVE END

**1X** FIRST-TEAM ALL-PRO  
**3X** SECOND-TEAM ALL-PRO  
**6X** PRO BOWLER

**2017** PFWA NFL DEFENSIVE PLAYER OF THE YEAR  
**2019** NFL WALTER PAYTON MAN OF THE YEAR

## DURABILITY ON DISPLAY

DE Calais Campbell has played in 214 games, with 195 starts. He ranks first in both categories among active D-linemen.

### MOST GAMES PLAYED / ACTIVE NFL DEFENSIVE LINEMEN

Rk.	Player (Teams)	GP (GS)
1.	Calais Campbell (Ari./Jax./Bal.)	214 (195)
2.	Jerry Hughes (Ind./Buf./Hou.)	185 (135)
3.	Carlos Dunlap (Cin./Sea./KC)	181 (123)
4.	Tyson Alualu (Jax./Pit.)	175 (111)

## SACK ATTACK

### MOST MULTI-SACK GAMES SINCE 2016 / ACTIVE DEFENDERS

Rk.	Player (Team)	Games
1.	Aaron Donald (LAR)	21
2.	T.J. Watt (Pit.)	20
3.	Cameron Jordan (NO)	17
4.	Chandler Jones (LV)	16
5.	Myles Garrett (Cle.)	15
6.	Yannick Ngakoue (Ind.)	14
7.	Joey Bosa (LAC)	13
	Von Miller (Buf.)	13
9.	Calais Campbell (Bal.)	12
	Chris Jones (KC)	12
	Khalil Mack (LAC)	12
12.	Denico Autry (Ten.)	11
	Leonard Floyd (LAR)	11
	Four Players	10

## CALAIS QUICK HITS

- DE Calais Campbell is the only active NFL defender to record at least 200 career games played.
- Campbell is one of four active D-linemen with more than 50 career PD (Carlos Dunlap, 69; J.J. Watt, 63; Cameron Jordan, 56; Calais Campbell, 55).

## ACTIVE SACKS LEADERS

DE Calais Campbell's 94.5 career sacks rank ninth most among active NFL defenders.

### MOST SACKS / ACTIVE NFL DEFENDERS

Rk.	Player (Team)	Sacks
1.	Von Miller (Buf.)	117.5
2.	Chandler Jones (LV)	107.5
3.	Cameron Jordan (NO)	107.0
4.	Justin Houston (Bal.)	103.0
5.	J.J. Watt (Ari.)	102.0
6.	Robert Quinn (Chi.)	101.0
7.	Aaron Donald (LAR)	99.0
8.	Carlos Dunlap (KC)	97.0
9.	Calais Campbell (Bal.)	94.5
10.	Khalil Mack (LAC)	79.5

## FOUR-SACK SEASONS

DE Calais Campbell posted at least 4 sacks in 12 consecutive seasons (2009-20), tying for the NFL's longest streak of consecutive 4-plus sack seasons among active players.

### CONSECUTIVE SEASONS WITH AT LEAST 4.0 SACKS [ACTIVE PLAYERS]

Rk.	Player (Team)	Seasons
1.	Calais Campbell (Bal.)	12 (2009-20)
	Carlos Dunlap (KC)	12 (2010-21)
3.	Justin Houston (Bal.)	11 (2011-21)
	Three Players	10 seasons

## PICTURE THIS

DE Calais Campbell is one of four NFL defenders since 2000 to register at least 700 tackles and 85 sacks.

### SINCE 2000 / PLAYERS WITH AT LEAST 700 TACKLES & 85 SACKS



Calais Campbell  
768 / 94.5

Julius Peppers  
718 / 158.5



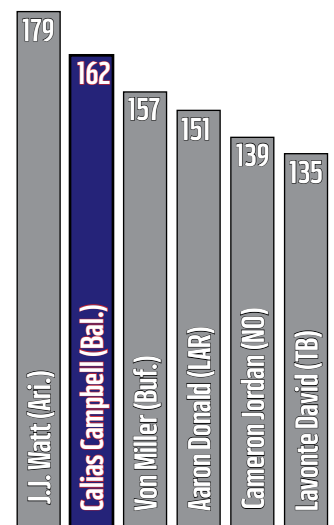
Justin Smith  
879 / 87

Terrell Suggs  
886 / 139



Since being drafted in 2008, DE Calais Campbell's 162 tackles for loss rank second in the NFL, trailing only Arizona DE J.J. Watt's 179 TFL during that span.

### MOST TACKLES FOR LOSS / ACTIVE NFL DEFENDERS



# PLAYER NOTES - HOUSTON



**JUSTIN HOUSTON**  
#50 | OUTSIDE LINEBACKER

**4X** PRO BOWLER  
**1X** FIRST-TEAM ALL-PRO  
**1X** SECOND-TEAM ALL-PRO  
**103** CAREER SACKS  
**22** SACKS IN 2014 w/ KC

## HOUSTON...IS A PROBLEM!

### CHARTS AMONG ACTIVE NFL DEFENDERS

#### MOST SACKS

Rk.	Player	Sacks
1.	Von Miller (Buf.)	117.5
2.	Chandler Jones (LV)	107.5
3.	Cameron Jordan (NO)	107.0
4.	<b>Justin Houston (Bal.)</b>	<b>103.0</b>
5.	J.J. Watt (Ari.)	102.0
6.	Robert Quinn (Chi.)	101.0
7.	Aaron Donald (LAR)	99.0
8.	Carlos Dunlap (KC)	97.0
9.	Calais Campbell (Bal.)	94.5
10.	Khalil Mack (LAC)	79.5

#### MOST TACKLES FOR LOSS

Rk.	Player	TFL
1.	J.J. Watt (Ari.)	179
2.	<b>Calais Campbell (Bal.)</b>	<b>162</b>
3.	Von Miller (Buf.)	157
4.	Aaron Donald (LAR)	151
5.	Cameron Jordan (NO)	139
6.	Lavonte David (TB)	135
7.	<b>Justin Houston (Bal.)</b>	<b>124</b>
8.	Carlos Dunlap (KC)	121
9.	Chandler Jones (LV)	120
10.	Graham / Mack / Quinn	108

#### MOST MULTI-SACK GAMES [AT LEAST 1.5]

Rk.	Player	Games
1.	J.J. Watt (Ari.)	31
2.	Von Miller (Buf.)	27
3.	Chandler Jones (LV)	26
4.	<b>Justin Houston (Bal.)</b>	<b>25</b>
	Cameron Jordan (NO)	25
6.	Aaron Darnold (LAR)	24
7.	Carlos Dunlap (KC)	23
8.	<b>Calais Campbell (Bal.)</b>	<b>21</b>
	Robert Quinn (Chi.)	21
10.	T.J. Watt (Pit.)	20

### 2014 PASS RUSH DOMINANCE

The 2014 campaign was a historic output for OLB Justin Houston. As a member of the Chiefs, Houston racked up a staggering 22 sacks in 16 starts, ranking as the third-highest single-season sack total in NFL history. Houston also set career highs in tackles (69) and forced fumbles (4) that season.



**T.J. WATT**  
**22.5**



**MICHAEL STRAHAN**  
**22.5**



**JUSTIN HOUSTON**  
**22.0**



**JARED ALLEN**  
**22.0**



**MARK GASTINEAU**  
**22.0**



**CHRIS DOLEMAN**  
**21.0**



**REGGIE WHITE**  
**21.0**

*"Here, with the pressure we bring, it's hard for the guard to help; it's hard for the running back to chip. They've got to match up with other guys, and if you leave me one-on-one, I'm going to win my battles."*  
- OLB Justin Houston on Baltimore's defensive scheme

### 4-SACK MINIMUM; 8-SACK STANDARD

OLB Justin Houston tallied at least 4 sacks in each of his 11 seasons entering 2022. Of those, he's notched at least 8 sacks seven times.

### AMONG ACTIVE NFL DEFENDERS

#### 8-SACK SEASONS

Rk.	Player (Team)	Seasons
1.	Von Miller (Buf.)	9
2.	Aaron Donald (LAR)	8
3.	<b>Justin Houston (Bal.)</b>	<b>7</b>
	Cameron Jordan (NO)	7
	Carlos Dunlap (KC)	7
	Chandler Jones (LV)	7

#### 4-SACK SEASONS

Rk.	Player (Team)	Seasons
1.	<b>Calais Campbell (Bal.)</b>	<b>12</b>
	Carlos Dunlap (KC)	12
3.	<b>Justin Houston (Bal.)</b>	<b>11</b>
4.	Cameron Jordan (NO)	10
	Robert Quinn (Chi.)	10
	Von Miller (Buf.)	10

### HOUSTON NOTES TO KNOW

- Houston's additional accolades include: Art Rooney Sportsmanship Award Finalist (2020), Kansas City Chiefs Ed Block Courage Award (2016) and Deacon Jones Award (2014).
- Since entering the league in 2011, Houston has posted four safeties, tying for the most in NFL history (Doug English & Ted Hendricks - 4).
- Houston is one of 39 players in league history to reach the coveted century-sack mark. Since entering the league in 2011, his 102 sacks are tied for the NFL's fourth most.

# PLAYER NOTES – PETERS







**MARCUS PETERS**  
#24 | CORNERBACK

*Missed entire 2021 season (knee)*

- 2X FIRST-TEAM ALL-PRO
- 2X SECOND-TEAM ALL-PRO
- 3X PRO BOWLER
- 31 CAREER INTS (NFL-HIGH SINCE 2015)
- 39 CAREER TAKEAWAYS (NFL-HIGH SINCE 2015)

## FIRST LINE OF PASS DEFENSE

Since being drafted in 2015, CB Marcus Peters' 86 PD rank as the NFL's fourth most among active defenders.

	Darius Slay	97
	Ronald Darby	88
	Marcus Peters	86
	Stephon Gilmore	84

## FAST FACTS

- CB Marcus Peters was the only NFL defender in 2020 to have at least 4 INTs and 4 FFs. He also tallied 2 FRs.
- In 91 career games, CB Marcus Peters has registered 31 INTs, 10 FFs and 8 FRs. He's one of 11 players in NFL history to reach those marks and the only one to do so in his first six NFL seasons. (Peters did not play in 2021 due to a knee injury.)
- Peters' 6 INT-TDs tie Hall of Famer Deion Sanders for the second most by a player in his first six seasons since the 1970 merger. Only CB Janoris Jenkins (7) had more.
- Peters' 3 career postseason INTs are tied (Adrian Amos, Sean Murphy-Bunting & Duron Harmon) for the NFL's most since he entered the league in 2015.

## NOSE FOR THE END ZONE

CB Marcus Peters' 7 career defensive TDs (6 INTs & 1 FR) rank as the NFL's most since he entered the league in 2015.

### MOST DEFENSIVE TDs / SINCE 2015 / ACTIVE PLAYERS

Rk.	Player (Team)	D-TDs
1.	Marcus Peters (Bal.)	7
2.	Eddie Jackson (Chi.)	6
3.	Deion Jones (Atl.)	5
	Minkah Fitzpatrick (Pit.)	5

## PICK ARTIST

Since entering the league in 2015, three-time Pro Bowl CB Marcus Peters has registered NFL highs in INTs (31), INT-TDs (6) and INT return yards (814).

### MOST INTERCEPTIONS / SINCE 2015 / ACTIVE PLAYERS

Rk.	Player (Team)	INTs
1.	Marcus Peters (Bal.)	31
2.	Xavien Howard (Mia.)	27
3.	J.C. Jackson (LAC)	25

### MOST INT-TD RETURNS / SINCE 2015 / ACTIVE PLAYERS

Rk.	Player (Team)	INT-TDs
1.	Marcus Peters (Bal.)	6
2.	Deion Jones (Atl.)	5
3.	Daniel Sorensen (NO)	4

### MOST INT RETURN YARDS / SINCE 2015 / ACTIVE PLAYERS

Rk.	Player (Team)	INT Yards
1.	Marcus Peters (Bal.)	814
2.	Deion Jones (Atl.)	379
3.	Justin Simmons (Den.)	352

## TAKEAWAY MACHINE

Since entering the league in 2015, Peters' 39 takeaways stand as an NFL high, with 31 coming by way of INTs.

### MOST TAKEAWAYS BY A DEFENDER / SINCE 2015

Rk.	Player (Team)	TA (INTs)
1.	Marcus Peters (Bal.)	39 (31)
2.	Xavien Howard (Mia.)	30 (27)
3.	Tyrann Mathieu (NO)	28 (23)
4.	J.C. Jackson (LAC)	27 (25)
	Jordan Poyer (Buf.)	27 (21)
6.	Kevin Byard (Ten.)	26 (23)
	Micah Hyde (Buf.)	26 (20)

**“MARCUS IS ONE OF THESE PLAYERS WHO PROVIDES SUCH AN AUTHENTIC PERSPECTIVE ON WHAT THIS GAME'S ALL ABOUT. HE'S A RAVEN.” – EVP & GM ERIC DECASTA**



**NFL INTERCEPTION LEADERS / SINCE 2015**

MARCUS PETERS	XAVIEN HOWARD	J.C. JACKSON
31	27	25

# PLAYER NOTES – HUMPHREY



**MARLON HUMPHREY**  
#44 | CORNERBACK

**2X** PRO BOWLER

**1X** FIRST-TEAM ALL-PRO

**MOST FORCED FUMBLES  
NFL DEFENDERS / 2020 SEASON**

Marlon Humphrey (Bal.)	8
Haason Reddick (Ari.)	6
11 Players Tied	4

## PERFECTING THE PUNCH-OUT

CB Marlon Humphrey's 8 forced fumbles in 2020 were the second most by a DB in NFL history (records kept since 2000).

### MOST FORCED FUMBLES / DEFENSIVE BACKS NFL SINGLE-SEASON HISTORY (RECORDS KEPT SINCE 2000)

Rk.	Player (Year)	FFs
1.	Charles Tillman (2012)	10
2.	<b>Marlon Humphrey (2020)</b>	<b>8</b>
	Chris Harris (2007)	8
4.	Josh Norman (2021)	7
5.	Oshiomogho Atogwe (2008)	6
	Brian Dawkins (2008)	6
	Roman Harper (2010)	6
	Charles Tillman (2009)	6

## FRUIT PUNCH & JUICE MAN

Since CB Marlon Humphrey entered the league in 2017, he and teammate CB Marcus Peters are the only NFL defenders to produce at least 40 PD, 8 INTs, 8 FFs and 4 FRs.



### STATS SINCE 2017

MARCUS PETERS				MARLON HUMPHREY			
PD	INTs	FFs	FRs	PD	INTs	FFs	FRs
40	17	8	5	64	9	12	4

\*Peters spent the entire 2021 season on Injured Reserve, while Humphrey was placed on Injured Reserve for the last five games of 2021.

## BALTIMORE DEFENDERS SINCE 2019

### INTERCEPTIONS / SINCE 2019

Rk.	Player	INTs
1.	Marcus Peters	7
2.	<b>Marlon Humphrey</b>	<b>5</b>
3.	Chuck Clark	4
4.	Anthony Averett/Tyus Bowser	3

### PASSES DEFENSED / SINCE 2019

Rk.	Player	PD
1.	<b>Marlon Humphrey</b>	<b>.38</b>
2.	Chuck Clark	.25
3.	Anthony Averett	.20
4.	Marcus Peters	.19

### FORCED FUMBLES / SINCE 2019

Rk.	Player	FFs
1.	<b>Marlon Humphrey</b>	<b>11</b>
2.	Chuck Clark	5
3.	Marcus Peters	4

## MARLON MAKES PLAYS

- Baltimore has only lost one game (11-1) when Humphrey records a takeaway (Wk. 7, 2021 vs. Cin.)
- In 2020, CB Marlon Humphrey led the NFL with 8 FFs (also standing as a Ravens' single-season record), en route to his second Pro Bowl nod.
- In 2020, Humphrey was one of only two NFL defenders (Jason Pierre-Paul) to record at least 2 sacks (2.5), 4 FFs (8) and 6 PD (8). He also became the first DB to register at least 8 FFs and a sack in NFL single-season history (records kept since 2000).
- Humphrey's 11 defensive FFs from 2017-20 are tied with Oshiomogho Atogwe (2005-08) for the most by a defensive back in his first four seasons (since such records were tracked in 2000).
- Humphrey's 70-yard FR-TD vs. NE in Week 9 of the 2019 season is the longest FR return in Ravens franchise history.

## MARLON THE MAGNET

Since entering the league in 2017, CB Marlon Humphrey's 64 PD are the sixth most among all NFL defensive backs.

### NFL PASSES DEFENSED / DEFENSIVE BACKS / SINCE 2017

Rk.	Player (Team)	PD
1.	Marshon Lattimore (NO)	74
2.	James Bradberry (Phi.)	73
3.	Darius Slay (Phi.)	71
4.	<b>Kyle Fuller (Bal.)</b>	<b>67</b>
5.	Xavien Howard (Mia.)	66
6.	<b>Marlon Humphrey (Bal.)</b>	<b>64</b>
7.	Jalen Ramsey (LAR)	60
	Tre'Davious White (Buf.)	60
9.	Janoris Jenkins (FA)	58
10.	Shaquill Griffin (Jax.)	56

# PLAYER NOTES – OWEH & WILLIAMS



## ODAFE OWEH #99 | OUTSIDE LINEBACKER

### DID YOU KNOW?

OLB Odafe Oweh was the NFL's only rookie in 2021 to post a sack, FF and FR in the same game. (He had 4 tackles, 1 sack, 1 FF and 1 FR vs. Cleveland in week 12.)

**1X** AFC DEFENSIVE PLAYER OF THE WEEK

### TOP OF HIS CLASS

#### CAREER CHARTS / 2021 DRAFT CLASS SACKS

Rk.	Player (Team)	Sacks
1.	Micah Parsons (Dal.)	15.0
2.	Jaelan Phillips (Mia.)	8.5
3.	Azeez Ojulari (NYG)	8.0
4.	Kwity Paye (Ind.)	6.0
5.	<b>Odafe Oweh (Bal.)</b>	<b>5.0</b>
	Greg Rousseau (Buf.)	5.0

#### DEFENSIVE FORCED FUMBLES

Rk.	Player (Team)	FFs
1.	<b>Odafe Oweh (Bal.)</b>	<b>3</b>
	Micah Parsons (Dal.)	3
	Marco Wilson (Ari.)	3

#### DEFENSIVE FUMBLE RECOVERIES

Rk.	Player (Team)	FRs
1.	<b>Odafe Oweh (Bal.)</b>	<b>2</b>
	Michael Carter II (NYJ)	2
	Jevon Holland (Mia.)	2
	Ifeatu Melifonwu (Det.)	2
	Kwity Paye (Ind.)	2
	Jaelan Phillips (Mia.)	2

#### NEXTGEN QB PRESSURES

Rk.	Player (Team)	QBPs
1.	Micah Parsons (Dal.)	62
2.	<b>Odafe Oweh (Bal.)</b>	<b>50</b>

### OWEH IN RARE COMPANY

• OLB Odafe Oweh (2021) and Terrell Suggs (2003) are the only Ravens in team history to produce at least 5 sacks, multiple forced FFs and multiple FRs in their rookie campaign.

### TACKLES & PICKS: RINSE & REPEAT

S Marcus Williams has produced at least 50 tackles and multiple INTs in each of his first five NFL seasons (2017-21), joining Tyrann Mathieu, Jordan Poyer and Justin Simmons for the league's longest such active streak.



TYRANN MATHIEU



JORDAN POYER



JUSTIN SIMMONS

Year	Tackles	INTs
2021	74	2
2020	59	3
2019	53	4
2018	55	2
2017	71	4



MARCUS WILLIAMS

### INTERCEPTION RETURN SPECIALIST

Since entering the league in 2017, S Marcus Williams ranks in the Top 5 among active NFL safeties in INT return yards (294) and INT-return average (18.4).

#### INT RETURN YARDS / ACTIVE NFL SAFETIES SINCE 2017

Rk.	Player (Team)	INTs	Yards	Yds/INT
1.	Minkah Fitzpatrick (Pit.)	14	320	22.9
2.	<b>Marcus Williams (Bal.)</b>	<b>16</b>	<b>294</b>	<b>18.4</b>
3.	Quandre Diggs (Sea.)	19	293	15.4
4.	Kevin Byard (Ten.)	23	276	12.0
5.	Justin Simmons (Den.)	19	269	14.2

### 10 TACKLES, 1 PICK

• Since entering the league in 2017, S Marcus Williams owns the most performances (6) with 10-plus tackles and 1 INT, notching one such outing in each of his six NFL seasons.




## MARCUS WILLIAMS #32 | SAFETY

*"He has great instincts, eyes, range and ball-hawking ability. He's a good support player down low. He can come down effectively and make tackles. He's just a guy who has an opportunity to make critical plays in critical situations."*

– EVP & GM Eric DeCosta on Marcus Williams

# PLAYER NOTES - BOWSER & QUEEN



**TYUS BOWSER**  
#54 | OUTSIDE LINEBACKER

*"I work my tail off each and every day to work to be in this position, and that's to be a leader on this field, leader to the guys in the locker room and just trying to be a good influence overall – not only for the organization, but just for my family, for other people, for the City of Baltimore, for the City of Tyler [Texas]."*

– OLB Tyus Bowser

## QUEEN'S FIRST TWO SEASONS

Dating back to 2001, ILB Patrick Queen (2020-21) became one of six NFL defenders to record at least 200 tackles, 15 TFL, 3 FFs and 1 TD in a player's first two seasons.

Player (Years)	Tackles	TFL	FFs	TDs
Patrick Queen (2020-21)	203	19	3	1
Devin White (2019-20)	231	19	4	2
Shaquille Leonard (2018-19)	284	19	6	1
Kwon Alexander (2015-16)	238	18	3	1
Telvin Smith (2014-15)	232	22	3	1
Alec Ogletree (2013-14)	230	15	10	1

Dating back to 2001, ILB Patrick Queen and his former LSU teammate LB Devin White are the only defenders to produce at least 200 tackles, 5 sacks, 3 FFs and 3 FRs in a player's first two seasons of an NFL career.



BALTIMORE

PATRICK QUEEN



TAMPA BAY

DEVIN WHITE

## PLAYERS W/ AT LEAST 17 SACKS & 4 INTS / SINCE 2017



PITTSBURGH

**T.J. WATT**  
73.0 SACKS / 5 INTs



BALTIMORE

**TYUS BOWSER**  
17.5 SACKS / 4 INTs



GREEN BAY

**PRESTON SMITH**  
37.0 SACKS / 4 INTs



SEATTLE

**JAMAL ADAMS**  
21.5 SACKS / 4 INTs

## BOWSER PICKS IT OFF

OLB Tyus Bowser's 4 career INTs currently rank sixth all time in franchise history at the LB position.

### MOST INTERCEPTIONS BY A RAVENS LINEBACKER

Rk.	Player (Years)	INTs
1.	Ray Lewis (1996-2012)	31
2.	C.J. Mosley (2014-18)	9
3.	Terrell Suggs (2003-18)	7
4.	Adalius Thomas (2000-06)	6
5.	Daryl Smith (2013-15)	5
6.	Tyus Bowser (2017-present)	4

## BOWSER'S CAREER HIGHS IN 2021

In 2021, Bowser set new single-season career highs in tackles (56), TFL (8), sacks (7), QBHs (15) & FFs (2).

## THE KING OF QUEENS

- In Week 5 of 2020 vs. Cincinnati, ILB Patrick Queen posted a strip-sack and then recovered the ball. Queen became the second Ravens rookie to record a sack, FF and FR in a game, joining OLB Terrell Suggs, who accomplished the feat three times during his 2003 Defensive ROY campaign.
- In that 2020 Cincy game, Queen also had a 53-yard FR-TD, which is the fifth-longest FR-TD in Ravens history (sixth-longest overall). His performance earned him AFC Defensive Player of the Week honors for Week 5.
- Queen became the second NFL defender since 1987 to post 9-plus tackles, at least 2 FRs, 1 sack and 1 defensive TD in a game. Former Texans ILB Demeco Ryans was the other.



**PATRICK QUEEN**  
#6 | INSIDE LINEBACKER

1  
NFL DEFENDER (QUEEN) IN 2020 WHO POSTED AT LEAST 70 TACKLES, 3 SACKS, 2 FFs, 2 FRs, 1 INT & 1 DEFENSIVE TD

105  
TACKLES  
[2020 TEAM LEADER]

98  
TACKLES  
[2021 TEAM LEADER]

# PLAYER NOTES - TUCKER



**JUSTIN TUCKER**  
#9 | KICKER

- 12X** PLAYER OF THE WEEK  
*(FRANCHISE RECORD)*
- 7X** AFC SPECIAL TEAMS  
PLAYER OF THE MONTH
- 5X** PRO BOWLER
- 5X** FIRST-TEAM ALL-PRO
- 2X** SECOND-TEAM ALL-PRO

## TUCKER RANKS NO. 1 ALL TIME

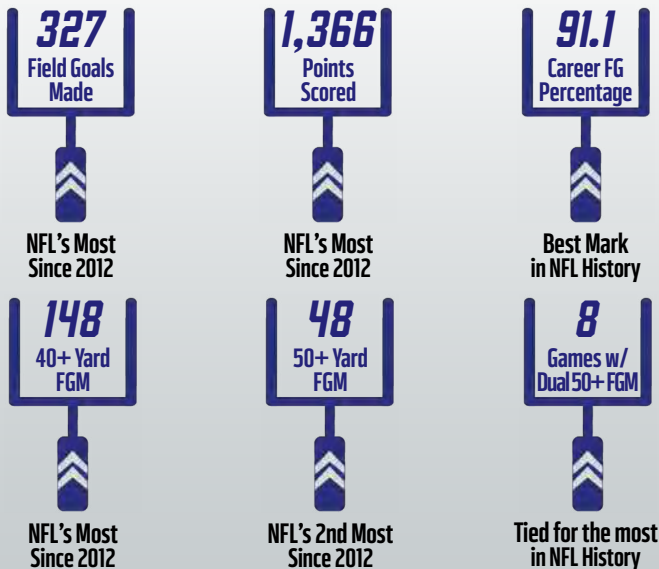
K Justin Tucker, the most accurate kicker ever, owns a 91.1% success mark. In 2021, for the sixth-consecutive season, he scored at least 130 points. The six 130-point outputs by Tucker are an NFL record of consecutive seasons reaching that mark.

### BEST CAREER FIELD GOAL PERCENTAGE [NFL HISTORY / MIN. 100 ATTEMPTS]

Rk.	Player (Team)	FGM - FGA	Pct.
1.	Justin Tucker (Bal.)	327-359	91.1
2.	Harrison Butker (KC)	147-163	90.2
3.	Younghoe Koo (Atl.)	94-105	89.5
4.	Chris Boswell (Pit.)	185-210	88.1
5.	Daniel Carlson (LV)	111-127	87.4

## TUCKER HITS THE MARK

Since entering the league in 2012, K Justin Tucker ranks at or near the top of several NFL kicking categories:



## TUCKER'S CHART TALK

### MOST FIELD GOALS MADE / SINCE 2012 / ACTIVE KICKERS

Rk.	Player (Team)	FGM
1.	Justin Tucker (Bal.)	327
2.	Greg Zuerlein (NYJ)	265
3.	Matt Prater (Ari.)	260
4.	Mason Crosby (GB)	239

### MOST POINTS SCORED / SINCE 2012 / ACTIVE KICKERS

Rk.	Player (Team)	Points
1.	Justin Tucker (Bal.)	1,366
2.	Matt Prater (Ari.)	1,189
3.	Mason Crosby (GB)	1,158
4.	Greg Zuerlein (NYJ)	1,134

### BEST FIELD GOAL PERCENTAGE RAVENS SINGLE-SEASON HISTORY [MIN. 16 ATT.]

Rk.	Player (Year)	FGM - FGA	Pct.
1.	Justin Tucker (2016)	38-39	97.4
2.	Justin Tucker (2019)	28-29	96.6
3.	Justin Tucker (2021)	35-37	94.6
4.	Matt Stover (2006)	28-30	93.3
5.	Justin Tucker (2013)	38-41	92.7

### MOST SEASONS WITH 30-PLUS FGM / NFL HISTORY

Rk.	Player	Seasons
1.	Justin Tucker	7
2.	David Akers	5
	John Carney	5
	Robbie Gould	5
	Stephen Gostkowski	5

## CRUNCHTIME STREAKS

- Tucker has connected on 58 consecutive fourth-quarter/OT FGAs, with his last such miss occurring in a 16-13 victory vs. STL in Week 11 of the 2015 season. In that game, Tucker still connected on the game-winning 47-yarder as time expired.
- Tucker is a perfect 16-of-16 on tries in the final minute of regulation and 5-of-5 on OT attempts throughout his career.

## 18 GAME-WINNING FIELD GOALS

- 2021: Week 9 vs. Min., 36 yds OT
- 2021: Week 3 at Det., 66 yds\*
- 2020: Week 14 at Cle., 55 yds
- 2019: Week 13 vs. SF, 49 yds
- 2019: Week 5 at Pit., 46 yds OT
- 2018: Week 11 vs. Cin., 24 yds
- 2016: Week 3 at Jax., 53 yds
- 2016: Week 2 at Cle., 49 yds
- 2015: Week 11 vs. STL, 47 yds
- 2015: Week 8 vs. SD, 39 yds
- 2015: Week 4 at Pit., 52 yds OT
- 2014: Week 3 at Cle., 32 yds
- 2013: Week 15 at Det., 61 yds
- 2013: Week 10 vs. Cin., 46 yds OT
- 2013: Week 5 at Mia., 44 yds
- 2012: Div. at Den., 47 yds 2OT
- 2012: Week 12 at SD, 38 yds OT
- 2012: Week 3 vs. NE, 27 yds

\*NFL Record

# PLAYER NOTES – TUCKER

## TUCKER TIDBITS

X Tucker has connected on 58 consecutive fourth-quarter/OT FGAs. He's a perfect 16-of-16 on tries in the final minute of regulation and 5-of-5 on OT attempts throughout his career. His 95.2 career FG% in the second half/OT (160-of-168) also ranks as the NFL's best such mark of all time.

X Since PATs were moved back to the 15-yard line in 2015, Tucker (275-of-279) has produced the NFL's best PAT percentage (98.6, min. 100 attempts).

X Tucker is a seven-time AFC Special Teams Player of the Month. He has also earned a team-record 12 AFC ST Player of the Week honors.

X Tucker's 6 FGs on 12/16/13 at Det. set a team record and a single-game NFL high in 2013. He became the first kicker ever to connect from the 20-, 30-, 40-, 50- & 60-yard range in a game.

X Tucker is the only kicker in NFL history with multiple 60+ go-ahead or game-winning makes in the final minute of a game (66 yards - 9/26/21 at Det.; 61 yards - 12/16/13 at Det.).

X Tucker owns the most points scored through a player's first 10 seasons in NFL history (1,360).

X Tucker produced 137 points in 2021, becoming the first kicker in NFL history to score at least 130 points in six consecutive seasons. He also posted his NFL-record seventh season with 30+ FGM.

X In 2021, Tucker recorded his 10th-consecutive season with at least 25 FGM, marking the longest such streak in NFL history. Incredibly, he reached the 25-FGM mark in each of his first 10 NFL seasons.

X Tucker's 38 FGs made in 2016 ranked No. 1 in the NFL, and an NFL single-season record 24 of Tucker's 38 FGs made in 2016 came from 40 yards or beyond.

X Tucker's 10 FGs of 50-plus yards in 2016 are a Ravens' single-season record. They tie (Blair Walsh, 2012 & Brandon McManus, 2020) for the most in NFL history. (Tucker was a perfect 10-for-10 from 50 yards and out in 2016.)

## WHAT TO LOOK FOR IN 2022

### K Justin Tucker needs . . .

- 92 points scored to eclipse K Stephen Gostkowski (1,457) for the most points by a player in the first 11 years of a career in NFL history.
- Four games with multiple FGM to eclipse Stephen Gostkowski (104) for the most multi-FG performances by a kicker though 11 seasons of a career in NFL history.
- 99 points scored to surpass K Matt Stover (1,464) for the most in Ravens franchise history.

### MOST POINTS SCORED / RAVENS FRANCHISE HISTORY

Rk.	Name (Seasons)	Points
1.	Matt Stover (1996-2008)	1,464
2.	Justin Tucker (2012-21)	1,366
3.	Billy Cundiff (2009-11)	294
4.	Jamal Lewis (2000-06)	284
5.	Ray Rice (2008-13)	260

## TUCKER'S SPLITS

<b>Tucker, the most accurate kicker in NFL history owns a 91.1% success mark (327-of-359).</b>	20-29	85-85	100%
	30-39	94-97	96.9%
	40-49	100-111	90.1%
	50-plus	48-66	72.7%
	2012	30-33	90.9%
	2013	38-41	92.7%
	2014	29-34	85.3%
	2015	33-40	82.5%
	2016	38-39	97.4%
	2017	34-37	91.9%
Home	160-181	88.4%	
Away	167-178	93.8%	
vs. AFC	238-263	90.5%	
vs. NFC	89-96	92.7%	
AFC North	123-135	91.1%	
1st Qtr.	56-64	87.5%	
2nd Qtr.	111-127	87.4%	
3rd Qtr.	52-54	96.3%	
4th Qtr.	103-109	94.5%	
Overtime	5-5	100%	
2018	35-39	89.7%	
2019	28-29	96.6%	
2020	26-29	89.7%	
2021	35-37	94.6%	
2022	1-1	100%	

## PLAYER OF THE MONTH AWARDS

### PLAYER OF THE MONTH AWARDS / SINCE AWARD INCEPTION

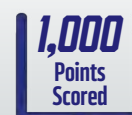
Rk.	Player	No.
1.	Tom Brady	11
2.	Peyton Manning	8
	Aaron Rodgers	8
4.	Justin Tucker	7
5.	Brett Favre	6
	Barry Sanders	6
	Bruce Smith	6
	J.J. Watt	6
	Steve Young	6

## FAST & FURIOUS

Since entering the league in 2012, K Justin Tucker has reached several marks faster than any other player in NFL history:



148 Games



118 Games



50 games



# ALPHABETICAL ROSTER

NO.	NAME	POS	HT	WT	AGE	EXP	COLLEGE	HOMETOWN	HOW ACQ
89	Andrews, Mark	TE	6-5	247	27	5	Oklahoma	Scottsdale, AZ	D3b '18
5	Armour-Davis, Jalyn	CB	6-1	195	23	R	Alabama	Mobile, AL	D4b '22
7	Bateman, Rashod	WR	6-1	197	22	2	Minnesota	Tifton, GA	D1a '21
86	Boyle, Nick	TE	6-4	261	29	8	Delaware	Sussex, NJ	D5a '15
56	Bynes, Josh	ILB	6-1	235	33	11	Auburn	Lauderdale Lakes, FL	FA '21
93	Campbell, Calais	DT	6-8	307	36	15	Miami (FL)	Denver, CO	TR (Jax.) '20
36	Clark, Chuck	S	6-0	209	27	6	Virginia Tech	Suffolk, VA	D6 '17
66	Cleveland, Ben	G	6-6	370	24	2	Georgia	Toccoa, GA	D3a '21
63	Colon, Trystan	C/G	6-3	320	24	3	Missouri	Webb City, MO	FA '20
28	Davis, Mike	RB	5-9	223	29	8	South Carolina	Stone Mountain, GA	FA '22
27	Dobbins, J.K.	RB	5-10	212	23	3	Ohio State	La Grange, TX	D2 '20
17	Drake, Kenyan	RB	6-1	210	28	7	Alabama	Marietta, GA	FA '22
13	Duvernay, Devin	WR	5-11	202	25	3	Texas	Sachse, TX	D3b '20
77	Faalele, Daniel	T	6-8	380	22	R	Minnesota	Melbourne, Australia	D4a '22
14	Hamilton, Kyle	S	6-4	221	21	R	Notre Dame	Atlanta, GA	D1a '22
40	Harrison, Malik	LB	6-3	259	24	3	Ohio State	Columbus, OH	D3c '20
43	Hill, Justice	RB	5-10	200	24	4	Oklahoma State	Tulsa, OK	D4a '19
50	Houston, Justin	OLB	6-3	270	33	12	Georgia	Statesboro, GA	FA '21
44	Humphrey, Marlon	CB	6-0	205	26	6	Alabama	Hoover, AL	D1 '17
2	Huntley, Tyler	QB	6-1	204	24	3	Utah	Hallandale Beach, FL	FA '20
8	Jackson, Lamar	QB	6-2	230	25	5	Louisville	Pompano Beach, FL	D1b '18
98	Jones, Travis	DT	6-4	334	22	R	Connecticut	New Haven, CT	D3 '22
80	Likely, Isaiah	TE	6-4	241	22	R	Coastal Carolina	Cambridge, MA	D4e '22
64	Linderbaum, Tyler	C	6-2	305	22	R	Iowa	Solon, IA	D1b '22
92	Madubuike, Justin	DT	6-3	293	24	3	Texas A&M	McKinney, TX	D3a '20
65	Mekari, Patrick	OL	6-4	305	25	4	Cal-Berkeley	Westlake Village, CA	FA '19
46	Moore, Nick	LS	6-2	253	29	3	Georgia	Snellville, GA	FA '20
78	Moses, Morgan	T	6-6	320	31	9	Virginia	North Chesterfield, VA	UFA (NYJ) '22
84	Oliver, Josh	TE	6-5	259	25	4	San Jose State	Paso Robles, CA	TR (Jax.) '21
99	Oweh, Odafe	OLB	6-5	257	23	2	Penn State	Hackensack, NJ	D1b '21
24	Peters, Marcus	CB	6-0	197	29	8	Washington	Oakland, CA	TR (LAR) '19
53	Phillips, Del'Shawn	LB	6-2	230	25	3	Illinois	Highland Park, MI	FA '22
58	Pierce, Michael	NT	6-0	355	29	6	Samford	Daphne, AL	FA '22
72	Powers, Ben	G	6-4	338	25	4	Oklahoma	Wichita, KS	D4b '19
3	Proche II, James	WR	5-11	191	25	3	Southern Methodist	Dallas, TX	D6 '20
6	Queen, Patrick	ILB	6-0	237	23	3	Louisiana State	Ventress, LA	D1 '20
42	Ricard, Patrick	FB	6-3	305	28	6	Maine	Spencer, MA	FA '17
10	Robinson, Demarcus	WR	6-1	203	27	7	Florida	Fort Valley, GA	FA '22
51	Ross, Josh	ILB	6-0	229	22	R	Michigan	Southfield, MI	FA '22
79	Stanley, Ronnie	T	6-6	315	28	7	Notre Dame	Las Vegas, NV	D1 '16
21	Stephens, Brandon	DB	6-1	215	24	2	Southern Methodist	Plano, TX	D3b '21
26	Stone, Geno	S	5-11	209	23	3	Iowa	New Castle, PA	D7 '20
11	Stout, Jordan	P	6-3	214	24	R	Penn State	Abingdon, VA	D4d '22
9	Tucker, Justin	K	6-1	184	32	11	Texas	Austin, TX	FA '12
97	Urban, Brent	DE	6-7	309	31	8	Virginia	Mississauga, ON, CAN	FA '22
16	Wallace, Tylan	WR	5-11	198	23	2	Oklahoma State	Fort Worth, TX	D4 '21
96	Washington, Broderick	DT	6-2	314	25	3	Texas Tech	Longview, TX	D5 '20
57	Welch, Kristian	LB	6-3	242	24	3	Iowa	Iola, WI	FA '20
22	Williams, Damarion	CB	5-10	180	24	R	Houston	Miami, FL	D4f '22
32	Williams, Marcus	S	6-1	207	26	6	Utah	Eastvale, CA	UFA (NO) '22
70	Zeitler, Kevin	G	6-4	339	32	11	Wisconsin	Waukesha, WI	FA '21

## Practice Squad (16)

30	Badie, Tyler	RB	5-8	200	22	R	Missouri	New Orleans, LA	D6 '22
12	Brown, Anthony	QB	6-1	228	24	R	Oregon	Cliffwood, NJ	FA '22
59	Fackrell, Kyler	LB	6-5	245	30	7	Utah State	Mesa, AZ	FA '22
94	Mack, Isaiah	NT	6-1	311	26	3	Chattanooga	Tunnel Hill, GA	FA '21
38	Mason, Ben	FB/TE	6-3	258	23	1	Michigan	Newtown, CT	FA '22
69	McKenzie, Kahlil	G	6-3	345	25	3	Tennessee	Green Bay, WI	FA '21
60	Means, Steven	OLB	6-3	269	31	8	Buffalo	Buffalo, NY	FA '22
48	Moon, Jeremiah	OLB	6-5	247	24	R	Florida	Hoover, AL	FA '22
91	Nichols, Rayshad	DT	6-2	305	23	R	Stephen F. Austin	Bridge City, LA	FA '22
18	Polk, Makai	WR	6-3	192	21	R	Mississippi State	Richmond, CA	FA '22
25	Seymour, Kevon	CB	6-0	188	28	6	Southern California	Pasadena, CA	FA '21
74	Sharpe, David	T	6-6	346	26	5	Florida	Jacksonville, FL	FA '21
81	Victor, Binjimen	WR	6-4	191	25	1	Ohio State	Pompano Beach, FL	FA '21
29	Washington, Ar'Darius	S	5-8	176	22	2	Texas Christian	Shreveport, LA	FA '21
87	Webb, Raleigh	WR	6-2	213	24	R	The Citadel	Acworth, GA	FA '22
41	Worley, Daryl	CB	6-1	205	27	6	West Virginia	Philadelphia, PA	FA '22

## Injured Reserve (6)

47	Biegel, Vince	LB	6-3	246	29	6	Wisconsin	Marshfield, WI	FA '22
82	Bolden, Slade	WR	5-11	193	23	R	Alabama	West Monroe, LA	FA '22
23	Fuller, Kyle	CB	5-11	200	30	9	Virginia Tech	Baltimore, MD	FA '22
59	Hayes, Daelin	OLB	6-4	257	24	2	Notre Dame	Belleville, MI	D5b '21
71	James, Ja'Wuan	T	6-6	323	30	8	Tennessee	Atlanta, GA	FA '21
88	Kolar, Charlie	TE	6-6	250	23	R	Iowa State	Norman, OK	D4c '22

## Reserved/PUP (2)

54	Bowser, Tyus	OLB	6-3	242	27	6	Houston	Tyler, TX	D2 '17
35	Edwards, Gus	RB	6-1	238	27	5	Rutgers	Liberia	FA '18

## Reserve/NFIN (1)

90	Ojabo, David	OLB	6-4	255	22	R	Michigan	Aberdeen, Scotland	D2 '22
----	--------------	-----	-----	-----	----	---	----------	--------------------	--------



# NUMERICAL ROSTER

NO.	NAME	POS	HT	WT	AGE	EXP	COLLEGE	HOMETOWN	HOW ACQ
2	Tyler Huntley	QB	6-1	204	24	3	Utah	Hallandale Beach, FL	FA '20
3	James Proche II	WR	5-11	191	25	3	Southern Methodist	Dallas, TX	D6 '20
5	Jalyn Armour-Davis	CB	6-1	195	23	R	Alabama	Mobile, AL	D4b '22
6	Patrick Queen	ILB	6-0	237	23	3	Louisiana State	Ventress, LA	D1 '20
7	Rashod Bateman	WR	6-1	197	22	2	Minnesota	Tifton, GA	D1a '21
8	Lamar Jackson	QB	6-2	230	25	5	Louisville	Pompano Beach, FL	D1b '18
9	Justin Tucker	K	6-1	184	32	11	Texas	Austin, TX	FA '12
10	Demarcus Robinson	WR	6-1	203	27	7	Florida	Fort Valley, GA	FA '22
11	Jordan Stout	P	6-3	214	24	R	Penn State	Abingdon, VA	D4d '22
13	Devin Duvernay	WR	5-11	202	25	3	Texas	Sachse, TX	D3b '20
14	Kyle Hamilton	S	6-4	221	21	R	Notre Dame	Atlanta, GA	D1a '22
16	Tylan Wallace	WR	5-11	198	23	2	Oklahoma State	Fort Worth, TX	D4 '21
17	Kenyan Drake	RB	6-1	210	28	7	Alabama	Marietta, GA	FA '22
21	Brandon Stephens	DB	6-1	215	24	2	Southern Methodist	Plano, TX	D3b '21
22	Damarion Williams	CB	5-10	180	24	R	Houston	Miami, FL	D4f '22
24	Marcus Peters	CB	6-0	197	29	8	Washington	Oakland, CA	TR (LAR) '19
26	Geno Stone	S	5-11	209	23	3	Iowa	New Castle, PA	D7 '20
27	J.K. Dobbins	RB	5-10	212	23	3	Ohio State	La Grange, TX	D2 '20
28	Mike Davis	RB	5-9	223	29	8	South Carolina	Stone Mountain, GA	FA '22
32	Marcus Williams	S	6-1	207	26	6	Utah	Eastvale, CA	UFA (NO) '22
36	Chuck Clark	S	6-0	209	27	6	Virginia Tech	Suffolk, VA	D6 '17
40	Malik Harrison	LB	6-3	259	24	3	Ohio State	Columbus, OH	D3c '20
42	Patrick Ricard	FB	6-3	305	28	6	Maine	Spencer, MA	FA '17
43	Justice Hill	RB	5-10	200	24	4	Oklahoma State	Tulsa, OK	D4a '19
44	Marlon Humphrey	CB	6-0	205	26	6	Alabama	Hoover, AL	D1 '17
46	Nick Moore	LS	6-2	253	29	3	Georgia	Snellville, GA	FA '20
50	Justin Houston	OLB	6-3	270	33	12	Georgia	Statesboro, GA	FA '21
51	Josh Ross	ILB	6-0	229	22	R	Michigan	Southfield, MI	FA '22
53	Del'Shawn Phillips	LB	6-2	230	25	3	Illinois	Highland Park, MI	FA '22
56	Josh Bynes	ILB	6-1	235	33	11	Auburn	Lauderdale Lakes, FL	FA '21
57	Kristian Welch	LB	6-3	242	24	3	Iowa	Iola, WI	FA '20
58	Michael Pierce	NT	6-0	355	29	6	Samford	Daphne, AL	FA '22
63	Trystan Colon	C/G	6-3	320	24	3	Missouri	Webb City, MO	FA '20
64	Tyler Linderbaum	C	6-2	305	22	R	Iowa	Solon, IA	D1b '22
65	Patrick Mekari	OL	6-4	305	25	4	Cal-Berkeley	Westlake Village, CA	FA '19
66	Ben Cleveland	G	6-6	370	24	2	Georgia	Toccoa, GA	D3a '21
70	Kevin Zeitler	G	6-4	339	32	11	Wisconsin	Waukesha, WI	FA '21
72	Ben Powers	G	6-4	338	25	4	Oklahoma	Wichita, KS	D4b '19
77	Daniel Faalele	T	6-8	380	22	R	Minnesota	Melbourne, Australia	D4a '22
78	Morgan Moses	T	6-6	320	31	9	Virginia	North Chesterfield, VA	UFA (NYJ) '22
79	Ronnie Stanley	T	6-6	315	28	7	Notre Dame	Las Vegas, NV	D1 '16
80	Isaiah Likely	TE	6-4	241	22	R	Coastal Carolina	Cambridge, MA	D4e '22
84	Josh Oliver	TE	6-5	259	25	4	San Jose State	Paso Robles, CA	TR (Jax.) '21
86	Nick Boyle	TE	6-4	261	29	8	Delaware	Sussex, NJ	D5a '15
89	Mark Andrews	TE	6-5	247	27	5	Oklahoma	Scottsdale, AZ	D3b '18
92	Justin Madubuike	DT	6-3	293	24	3	Texas A&M	McKinney, TX	D3a '20
93	Calais Campbell	DT	6-8	307	36	15	Miami (FL)	Denver, CO	TR (Jax.) '20
96	Broderick Washington	DT	6-2	314	25	3	Texas Tech	Longview, TX	D5 '20
97	Brent Urban	DE	6-7	309	31	8	Virginia	Mississauga, ON, CAN	FA '22
98	Travis Jones	DT	6-4	334	22	R	Connecticut	New Haven, CT	D3 '22
99	Odafe Oweh	OLB	6-5	257	23	2	Penn State	Hackensack, NJ	D1b '21

## Practice Squad (16)

12	Anthony Brown	QB	6-1	228	24	R	Oregon	Cliffwood, NJ	FA '22
18	Makai Polk	WR	6-3	192	21	R	Mississippi State	Richmond, CA	FA '22
25	Kevon Seymour	CB	6-0	188	28	6	Southern California	Pasadena, CA	FA '21
29	Ar'Darius Washington	S	5-8	176	22	2	Texas Christian	Shreveport, LA	FA '21
30	Tyler Badie	RB	5-8	200	22	R	Missouri	New Orleans, LA	D6 '22
38	Ben Mason	FB/TE	6-3	258	23	1	Michigan	Newtown, CT	FA '22
41	Daryl Worley	CB	6-1	205	27	6	West Virginia	Philadelphia, PA	FA '22
48	Jeremiah Moon	OLB	6-5	247	24	R	Florida	Hoover, AL	FA '22
59	Kyler Fackrell	LB	6-5	245	30	7	Utah State	Mesa, AZ	FA '22
60	Steven Means	OLB	6-3	269	31	8	Buffalo	Buffalo, NY	FA '22
69	Kahlil McKenzie	G	6-3	345	25	3	Tennessee	Green Bay, WI	FA '21
74	David Sharpe	T	6-6	346	26	5	Florida	Jacksonville, FL	FA '21
81	Binjimen Victor	WR	6-4	191	25	1	Ohio State	Pompano Beach, FL	FA '21
87	Raleigh Webb	WR	6-2	213	24	R	The Citadel	Acworth, GA	FA '22
91	Rayshad Nichols	DT	6-2	305	23	R	Stephen F. Austin	Bridge City, LA	FA '22
94	Isaiah Mack	NT	6-1	311	26	3	Chattanooga	Tunnel Hill, GA	FA '21

## Injured Reserve (6)

23	Kyle Fuller	CB	5-11	200	30	9	Virginia Tech	Baltimore, MD	FA '22
47	Vince Biegel	LB	6-3	246	29	6	Wisconsin	Marshfield, WI	FA '22
59	Daelin Hayes	OLB	6-4	257	24	2	Notre Dame	Belleville, MI	D5b '21
71	Ja'Wuan James	T	6-6	323	30	8	Tennessee	Atlanta, GA	FA '21
82	Slade Bolden	WR	5-11	193	23	R	Alabama	West Monroe, LA	FA '22
88	Charlie Kolar	TE	6-6	250	23	R	Iowa State	Norman, OK	D4c '22

## Reserved/PUP (2)

35	Gus Edwards	RB	6-1	238	27	5	Rutgers	Liberia	FA '18
54	Tyus Bowser	OLB	6-3	242	27	6	Houston	Tyler, TX	D2 '17

## Reserve/NFIN (1)

90	David Ojabo	OLB	6-4	255	22	R	Michigan	Aberdeen, Scotland	D2 '22
----	-------------	-----	-----	-----	----	---	----------	--------------------	--------



# POSITIONAL ROSTER

NO.	NAME	POS.	HT.	WT.	AGE	EXP.	COLLEGE	HOMETOWN	HOW ACQ.
<b>QUARTERBACKS (3)</b>									
2	Huntley, Tyler	QB	6-1	204	24	3	Utah	Hallandale Beach, FL	FA '20
8	Jackson, Lamar	QB	6-2	230	25	5	Louisville	Pompano Beach, FL	D1b '18
12	Brown, Anthony (PS)	QB	6-1	228	24	R	Oregon	Cliffwood, NJ	FA '22
<b>RUNNING BACKS (8)</b>									
17	Drake, Kenyan	RB	6-1	210	28	7	Alabama	Marietta, GA	FA '22
27	Dobbins, J.K.	RB	5-10	212	23	3	Ohio State	La Grange, TX	D2 '20
28	Davis, Mike	RB	5-9	223	29	8	South Carolina	Stone Mountain, GA	FA '22
30	Badie, Tyler (PS)	RB	5-8	200	22	R	Missouri	New Orleans, LA	D6 '22
35	Edwards, Gus (R/PUP)	RB	6-1	238	27	5	Rutgers	Liberia	FA '18
38	Mason, Ben (PS)	FB/TE	6-3	258	23	1	Michigan	Newtown, CT	FA '22
42	Ricard, Patrick	FB	6-3	305	28	6	Maine	Spencer, MA	FA '17
43	Hill, Justice	RB	5-10	200	24	4	Oklahoma State	Tulsa, OK	D4a '19
<b>WIDE RECEIVERS (9)</b>									
3	Proche II, James	WR	5-11	191	25	3	Southern Methodist	Dallas, TX	D6 '20
7	Bateman, Rashod	WR	6-1	197	22	2	Minnesota	Tifton, GA	D1a '21
10	Robinson, Demarcus	WR	6-1	203	27	7	Florida	Fort Valley, GA	FA '22
13	Duvernay, Devin	WR	5-11	202	25	3	Texas	Sachse, TX	D3b '20
16	Wallace, Tylan	WR	5-11	198	23	2	Oklahoma State	Fort Worth, TX	D4 '21
18	Polk, Makai (PS)	WR	6-3	192	21	R	Mississippi State	Richmond, CA	FA '22
81	Victor, Binjimen (PS)	WR	6-4	191	25	1	Ohio State	Pompano Beach, FL	FA '21
82	Bolden, Slade (IR)	WR	5-11	193	23	R	Alabama	West Monroe, LA	FA '22
87	Webb, Raleigh (PS)	WR	6-2	213	24	R	The Citadel	Acworth, GA	FA '22
<b>TIGHT ENDS (5)</b>									
80	Likely, Isaiah	TE	6-4	241	22	R	Coastal Carolina	Cambridge, MA	D4e '22
84	Oliver, Josh	TE	6-5	259	25	4	San Jose State	Paso Robles, CA	TR (Jax.) '21
86	Boyle, Nick	TE	6-4	261	29	8	Delaware	Sussex, NJ	D5a '15
88	Kolar, Charlie (IR)	TE	6-6	250	23	R	Iowa State	Norman, OK	D4c '22
89	Andrews, Mark	TE	6-5	247	27	5	Oklahoma	Scottsdale, AZ	D3b '18
<b>OFFENSIVE LINE (12)</b>									
63	Colon, Trystan	C/G	6-3	320	24	3	Missouri	Webb City, MO	FA '20
64	Linderbaum, Tyler	C	6-2	305	22	R	Iowa	Solon, IA	D1b '22
65	Mekari, Patrick	OL	6-4	305	25	4	Cal-Berkeley	Westlake Village, CA	FA '19
66	Cleveland, Ben	G	6-6	370	24	2	Georgia	Toccoa, GA	D3a '21
69	McKenzie, Kahlil (PS)	G	6-3	345	25	3	Tennessee	Green Bay, WI	FA '21
70	Zeitler, Kevin	G	6-4	339	32	11	Wisconsin	Waukesha, WI	FA '21
71	James, Ja'Wuan (IR)	T	6-6	323	30	8	Tennessee	Atlanta, GA	FA '21
72	Powers, Ben	G	6-4	338	25	4	Oklahoma	Wichita, KS	D4b '19
74	Sharpe, David (PS)	T	6-6	346	26	5	Florida	Jacksonville, FL	FA '21
77	Faalele, Daniel	T	6-8	380	22	R	Minnesota	Melbourne, Australia	D4a '22
78	Moses, Morgan	T	6-6	320	31	9	Virginia	North Chesterfield, VA	UFA (NYJ) '22
79	Stanley, Ronnie	T	6-6	315	28	7	Notre Dame	Las Vegas, NV	D1 '16
<b>LINEBACKERS (15)</b>									
6	Queen, Patrick	ILB	6-0	237	23	3	Louisiana State	Ventress, LA	D1 '20
40	Harrison, Malik	LB	6-3	259	24	3	Ohio State	Columbus, OH	D3c '20
47	Biegel, Vince (IR)	LB	6-3	246	29	6	Wisconsin	Marshfield, WI	FA '22
48	Moon, Jeremiah (PS)	OLB	6-5	247	24	R	Florida	Hoover, AL	FA '22
50	Houston, Justin	OLB	6-3	270	33	12	Georgia	Statesboro, GA	FA '21
51	Ross, Josh	ILB	6-0	229	22	R	Michigan	Southfield, MI	FA '22
53	Phillips, Del'Shawn	LB	6-2	230	25	3	Illinois	Highland Park, MI	FA '22
54	Bowser, Tyus (R/PUP)	OLB	6-3	242	27	6	Houston	Tyler, TX	D2 '17
56	Bynes, Josh	ILB	6-1	235	33	11	Auburn	Lauderdale Lakes, FL	FA '21
57	Welch, Kristian	LB	6-3	242	24	3	Iowa	Iola, WI	FA '20
59	Fackrell, Tyler (PS)	LB	6-5	245	30	7	Utah State	Mesa, AZ	FA '22
59	Hayes, Daelin (IR)	OLB	6-4	257	24	2	Notre Dame	Belleville, MI	D5b '21
60	Means, Steven (PS)	OLB	6-3	269	31	8	Buffalo	Buffalo, NY	FA '22
90	Ojabo, David (R/NFI)	OLB	6-4	255	22	R	Michigan	Aberdeen, Scotland	D2 '22
99	Oweh, Odafé	OLB	6-5	257	23	2	Penn State	Hackensack, NJ	D1b '21
<b>DEFENSIVE BACKS (13)</b>									
5	Armour-Davis, Jalyn	CB	6-1	195	23	R	Alabama	Mobile, AL	D4b '22
14	Hamilton, Kyle	S	6-4	221	21	R	Notre Dame	Atlanta, GA	D1a '22
21	Stephens, Brandon	DB	6-1	215	24	2	Southern Methodist	Plano, TX	D3b '21
22	Williams, Damarion	CB	5-10	180	24	R	Houston	Miami, FL	D4f '22
23	Fuller, Kyle (IR)	CB	5-11	200	30	9	Virginia Tech	Baltimore, MD	FA '22
24	Peters, Marcus	CB	6-0	197	29	8	Washington	Oakland, CA	TR (LAR) '19
25	Seymour, Kevon (PS)	CB	6-0	188	28	6	Southern California	Pasadena, CA	FA '21
26	Stone, Geno	S	5-11	209	23	3	Iowa	New Castle, PA	D7 '20
29	Washington, Ar'Darius (PS)	S	5-8	176	22	2	Texas Christian	Shreveport, LA	FA '21
32	Williams, Marcus	S	6-1	207	26	6	Utah	Eastvale, CA	UFA (NO) '22
36	Clark, Chuck	S	6-0	209	27	6	Virginia Tech	Suffolk, VA	D6 '17
41	Worley, Daryl (PS)	CB	6-1	205	27	6	West Virginia	Philadelphia, PA	FA '22
44	Humphrey, Marlon	CB	6-0	205	26	6	Alabama	Hoover, AL	D1 '17
<b>DEFENSIVE LINE (8)</b>									
58	Pierce, Michael	NT	6-0	355	29	6	Samford	Daphne, AL	FA '22
91	Nichols, Rayshad (PS)	DT	6-2	305	23	R	Stephen F. Austin	Bridge City, LA	FA '22
92	Madubuike, Justin	DT	6-3	293	24	3	Texas A&M	McKinney, TX	D3a '20
93	Campbell, Calais	DT	6-8	307	36	15	Miami (FL)	Denver, CO	TR (Jax.) '20
94	Mack, Isaiah (PS)	NT	6-1	311	26	3	Chattanooga	Tunnel Hill, GA	FA '21
96	Washington, Broderick	DT	6-2	314	25	3	Texas Tech	Longview, TX	D5 '20
97	Urban, Brent	DE	6-7	309	31	8	Virginia	Mississauga, ON, CAN	FA '22
98	Jones, Travis	DT	6-4	334	22	R	Connecticut	New Haven, CT	D3 '22
<b>SPECIALISTS (3)</b>									
9	Tucker, Justin	K	6-1	184	32	11	Texas	Austin, TX	FA '12
11	Stout, Jordan	P	6-3	214	24	R	Penn State	Abingdon, VA	D4d '22
46	Moore, Nick	LS	6-2	253	29	3	Georgia	Snellville, GA	FA '20



# 2022 DEPTH CHART

Compiled by Ravens PR Staff: Sept. 13, 2022

## OFFENSE

WR	7	Rashod Bateman	10	Demarcus Robinson	16	Tylan Wallace
WR	13	Devin Duvernay	3	James Proche II		
LT	79	Ronnie Stanley^	65	Patrick Mekari		
LG	72	Ben Powers	66	Ben Cleveland		
C	<u>64</u>	<u>Tyler Linderbaum</u>	63	Trystan Colon	65	Patrick Mekari
RG	70	Kevin Zeitler	66	Ben Cleveland		
RT	78	Morgan Moses	<u>77</u>	<u>Daniel Faalele</u>		
TE	89	Mark Andrews	86	Nick Boyle	<u>80</u>	<u>Isaiah Likely</u> 84 Josh Oliver
QB	8	Lamar Jackson	2	Tyler Huntley		
FB	42	Patrick Ricard				
RB	27	J.K. Dobbins^	17	Kenyan Drake	28	Mike Davis      -or-      43 Justice Hill

## DEFENSE

DT	92	Justin Madubuike	96	Broderick Washington		
NT	58	Michael Pierce	<u>98</u>	<u>Travis Jones^</u>		
DE	93	Calais Campbell	97	Brent Urban		
RUSH	99	Odafe Oweh	50	Justin Houston		
MLB	56	Josh Bynes	57	Kristian Welch	<u>51</u>	<u>Josh Ross</u>
WLB	6	Patrick Queen	40	Malik Harrison	53	Del'Shawn Phillips
SAM	50	Justin Houston	-or-	40 Malik Harrison		
CB	24	Marcus Peters^	21	Brandon Stephens	<u>22</u>	<u>Damarion Williams</u>
SS	36	Chuck Clark	26	Geno Stone		
FS	32	Marcus Williams	<u>14</u>	<u>Kyle Hamilton</u>		
CB	44	Marlon Humphrey	<u>5</u>	<u>Jalyn Armour-Davis</u>		

## SPECIAL TEAMS

P	<u>11</u>	<u>Jordan Stout</u>				
K	9	Justin Tucker				
H	<u>11</u>	<u>Jordan Stout</u>				
LS	46	Nick Moore				
KOR	13	Devin Duvernay	43	Justice Hill		
PR	13	Devin Duvernay	3	James Proche II	<u>22</u>	<u>Damarion Williams</u>

All Rookies Underlined

^ Missed Last Game w/ Injury

## PRONUNCIATIONS

**PLAYERS:** Tyler Badie (BAY-dee); Vince Biegel (BEE-gull); Calais Campbell (cuh-LAY-us); Devin Duvernay (DOO-ver-nay); Daniel Faalele (FAH-ah-LAY-lay); Charlie Kolar (KOH-ler); Justin Madubuike (mad-uh-BEE-kay); Patrick Mekari (muh-CARE-ee); David Ojabo (oh-JOBB-oh); Odafe Oweh (uh-DAH-fay, O-way); James Proche II (pro-SHAY); Kevon Seymour (KEE-von); Tylan Wallace (TIE-luhn); Ar'Darius Washington (ar-DARE-ee-us); **COACHES:** Joe D'Alessandris (dell-ah-SAN-dress); D'Anton Lynn (DANT-in); Craig Ver Steeg (ver-STEGG); T.J. Weist (WEEST)

## COACHING STAFF

**John Harbaugh** - Head Coach  
**Chris Horton** - Special Teams Coordinator  
**Mike Macdonald** - Defensive Coordinator  
**Greg Roman** - Offensive Coordinator  
**Randy Brown** - Special Teams Coach  
**Joe D'Alessandris** - Offensive Line Coach  
**Mike Devlin** - Asst. Offensive Line Coach  
**Kerry Dixon** - Asst. Quarterbacks Coach  
**George Godsey** - Tight Ends Coach  
**Chris Hewitt** - Pass Game Coordinator / Secondary  
**Rob Leonard** - Outside Linebackers Coach  
**D'Anton Lynn** - Safeties Coach  
**Tea Martin** - Wide Receivers Coach

**Zach Orr** - Inside Linebackers Coach  
**Ryan Osborn** - Defensive Assistant  
**Jay Peterson** - Defensive Assistant  
**Matt Robinson** - Defensive Assistant  
**Steve Saunders** - Head Strength & Conditioning Coach  
**Daniel Stern** - Offensive Assistant  
**Travis Switzer** - Offensive Assistant  
**James Urban** - Quarterbacks Coach  
**Craig Ver Steeg** - Running Backs Coach  
**Anthony Weaver** - Asst. Head Coach / Defensive Line Coach  
**T.J. Weist** - Special Teams Coach  
**Keith Williams** - Pass Game Specialist

# HOW THE RAVENS ARE BUILT

YEAR	DRAFTEES (34)	FREE AGENTS (23)	TRADES (3)	UDFA (15)
2012				K Justin Tucker (FA '12)
2015	TE Nick Boyle (5a)			
2016	T Ronnie Stanley (1)			
2017	CB Marlon Humphrey (1) OLB Tyus Bowser (2) $\Omega$ S Chuck Clark (6)			FB Patrick Ricard (FA '17)
2018	QB Lamar Jackson (1b) TE Mark Andrews (3b)			RB Gus Edwards (FA '18) $\Omega$
2019	RB Justice Hill (4a) G Ben Powers (4b)		CB Marcus Peters (TR LAR '19)	OL Patrick Mekari (FA '19)
2020	ILB Patrick Queen (1) RB J.K. Dobbins (2) DT Justin Madubuike (3a) WR Devin Duvernay (3b) LB Malik Harrison (3c) DT Broderick Washington (5) WR James Proche II (6) S Geno Stone (7)	LS Nick Moore (FA '20)	DT Calais Campbell (TR Jax. '20)	C/G Trystan Colon (FA '20) QB Tyler Huntley (FA '20) LB Kristian Welch (FA '20)
2021	WR Rashod Bateman (1a) OLB Odafe Oweh (1b) G Ben Cleveland (3a) DB Brandon Stephens (3b) WR Tylan Wallace (4) OLB Daelin Hayes (5b) *	ILB Josh Byner (FA '21) OLB Justin Houston (FA '21) T Ja'Wuan James (FA '21) * G Kahlil McKenzie (FA '21) ^ CB Kevon Seymour (FA '21) ^ T David Sharpe (FA '21) ^ WR Binjimen Victor (FA '21) ^ G Kevin Zeitler (FA '21)	TE Josh Oliver (TR Jax. '21)	S Ar'Darius Washington (FA '21) ^
2022	S Kyle Hamilton (1a) C Tyler Linderbaum (1b) OLB David Ojabo (2) $\delta$ DT Travis Jones (3) T Daniel Faalele (4a) CB Jalyn Armour-Davis (4b) TE Charlie Kolar (4c) * P Jordan Stout (4d) TE Isaiah Likely (4e) CB Damarion Williams (4f) RB Tyler Badie (6) ^	LB Vince Biegel (FA '22) * RB Mike Davis (FA '22) RB Kenyan Drake (FA '22) LB Kyler Fackrell (FA '22) ^ CB Kyle Fuller (FA '22) * FB/TE Ben Mason (FA '22) ^ OLB Steven Means (FA '22) ^ T Morgan Moses (UFA NYJ '22) LB Del'Shawn Phillips (FA '22) NT Michael Pierce (FA '22) WR Demarcus Robinson (FA '22) DE Brent Urban (FA '22) S Marcus Williams (UFA NO '22) CB Daryl Worley (FA '22) ^		WR Slade Bolden (FA '22) * QB Anthony Brown (FA '22) ^ OLB Jeremiah Moon (FA '22) ^ DT Rayshad Nichols (FA '22) ^ WR Makai Polk (FA '22) ^ ILB Josh Ross (FA '22) WR Raleigh Webb (FA '22) ^

Key: \*Injured Reserve, ^Practice Squad, RFA = Rookie Free Agent, RSFA = Restricted Free Agent, TR = Trade, UFA = Unrestricted Free Agent,  $\delta$  = Reserve/NFI,  $\Omega$  = Reserve/PUP



# PARTICIPATION CHART

PLAYERS	@ NYJ	MIA	@ NE	BUF	CIN	@ NYG	CLE	@ TB	@ NO	CAR	@ JAX	DEN	@ PIT	@ CLE	ATL	PIT	@ CIN	GP	GS	DNP	IN
	9/11	9/18	9/25	10/2	10/9	10/16	10/23	10/27	11/7	11/20	11/27	12/4	12/11	12/18	12/24	1/1	1/8				
Mark Andrews	TE	-	-	-	-	-	-	-	-	-	-	-	-	-	-	-	-	1	1	0	0
Jalyn Armour-Davis	P	-	-	-	-	-	-	-	-	-	-	-	-	-	-	-	-	1	0	0	0
Tyler Badie	PS	-	-	-	-	-	-	-	-	-	-	-	-	-	-	-	-	0	0	0	0
Rashod Bateman	WR	-	-	-	-	-	-	-	-	-	-	-	-	-	-	-	-	1	1	0	0
Vince Biegel	IR	-	-	-	-	-	-	-	-	-	-	-	-	-	-	-	-	0	0	0	0
Slade Bolden	IR	-	-	-	-	-	-	-	-	-	-	-	-	-	-	-	-	0	0	0	0
Tyus Bowser	R/PUP	-	-	-	-	-	-	-	-	-	-	-	-	-	-	-	-	0	0	0	0
Nick Boyle	N	-	-	-	-	-	-	-	-	-	-	-	-	-	-	-	-	0	0	0	1
Anthony Brown	PS	-	-	-	-	-	-	-	-	-	-	-	-	-	-	-	-	0	0	0	0
Josh Byrnes	MLB	-	-	-	-	-	-	-	-	-	-	-	-	-	-	-	-	1	1	0	0
Calais Campbell	DE	-	-	-	-	-	-	-	-	-	-	-	-	-	-	-	-	1	1	0	0
Chuck Clark	SS	-	-	-	-	-	-	-	-	-	-	-	-	-	-	-	-	1	1	0	0
Ben Cleveland	P	-	-	-	-	-	-	-	-	-	-	-	-	-	-	-	-	1	0	0	0
Trystan Colon	P	-	-	-	-	-	-	-	-	-	-	-	-	-	-	-	-	1	0	0	0
Mike Davis	P	-	-	-	-	-	-	-	-	-	-	-	-	-	-	-	-	1	0	0	0
J.K. Dobbins	N	-	-	-	-	-	-	-	-	-	-	-	-	-	-	-	-	0	0	0	1
Kenyan Drake	RB	-	-	-	-	-	-	-	-	-	-	-	-	-	-	-	-	1	1	0	0
Devin Duvernay	WR	-	-	-	-	-	-	-	-	-	-	-	-	-	-	-	-	1	1	0	0
Gus Edwards	R/PUP	-	-	-	-	-	-	-	-	-	-	-	-	-	-	-	-	0	0	0	0
Daniel Faalele	N	-	-	-	-	-	-	-	-	-	-	-	-	-	-	-	-	0	0	0	1
Kyler Fackrell	PS	-	-	-	-	-	-	-	-	-	-	-	-	-	-	-	-	0	0	0	0
Kyle Fuller	CB	-	-	-	-	-	-	-	-	-	-	-	-	-	-	-	-	1	1	0	0
Kyle Hamilton	P	-	-	-	-	-	-	-	-	-	-	-	-	-	-	-	-	1	0	0	0
Malik Harrison	WLB	-	-	-	-	-	-	-	-	-	-	-	-	-	-	-	-	1	1	0	0
Daelin Hayes	IR	-	-	-	-	-	-	-	-	-	-	-	-	-	-	-	-	0	0	0	0
Justice Hill	P	-	-	-	-	-	-	-	-	-	-	-	-	-	-	-	-	1	0	0	0
Justin Houston	P	-	-	-	-	-	-	-	-	-	-	-	-	-	-	-	-	1	0	0	0
Marlon Humphrey	CB	-	-	-	-	-	-	-	-	-	-	-	-	-	-	-	-	1	1	0	0
Tyler Huntley	X	-	-	-	-	-	-	-	-	-	-	-	-	-	-	-	-	0	0	1	0
Lamar Jackson	QB	-	-	-	-	-	-	-	-	-	-	-	-	-	-	-	-	1	1	0	0
Ja'Wuan James	LT	-	-	-	-	-	-	-	-	-	-	-	-	-	-	-	-	1	1	0	0
Travis Jones	N	-	-	-	-	-	-	-	-	-	-	-	-	-	-	-	-	0	0	0	1
Charlie Kolar	IR	-	-	-	-	-	-	-	-	-	-	-	-	-	-	-	-	0	0	0	0
Isaiah Likely	P	-	-	-	-	-	-	-	-	-	-	-	-	-	-	-	-	1	0	0	0
Tyler Linderbaum	C	-	-	-	-	-	-	-	-	-	-	-	-	-	-	-	-	1	1	0	0
Isaiah Mack	PS	-	-	-	-	-	-	-	-	-	-	-	-	-	-	-	-	0	0	0	0
Justin Madubuike	DT	-	-	-	-	-	-	-	-	-	-	-	-	-	-	-	-	1	1	0	0
Ben Mason	PS	-	-	-	-	-	-	-	-	-	-	-	-	-	-	-	-	0	0	0	0
Kahlil McKenzie	PS	-	-	-	-	-	-	-	-	-	-	-	-	-	-	-	-	0	0	0	0
Steven Means	P	-	-	-	-	-	-	-	-	-	-	-	-	-	-	-	-	1	0	0	0
Patrick Mekari	P	-	-	-	-	-	-	-	-	-	-	-	-	-	-	-	-	1	0	0	0
Jeremiah Moon	PS	-	-	-	-	-	-	-	-	-	-	-	-	-	-	-	-	0	0	0	0
Nick Moore	P	-	-	-	-	-	-	-	-	-	-	-	-	-	-	-	-	1	0	0	0
Morgan Moses	RT	-	-	-	-	-	-	-	-	-	-	-	-	-	-	-	-	1	1	0	0
Rayshad Nichols	PS	-	-	-	-	-	-	-	-	-	-	-	-	-	-	-	-	0	0	0	0
David Ojabo	R/NFI	-	-	-	-	-	-	-	-	-	-	-	-	-	-	-	-	0	0	0	0
Josh Oliver	P	-	-	-	-	-	-	-	-	-	-	-	-	-	-	-	-	1	0	0	0
Odafe Oweh	RUSH	-	-	-	-	-	-	-	-	-	-	-	-	-	-	-	-	1	1	0	0
Marcus Peters	N	-	-	-	-	-	-	-	-	-	-	-	-	-	-	-	-	0	0	0	1
Michael Pierce	NT	-	-	-	-	-	-	-	-	-	-	-	-	-	-	-	-	1	1	0	0
Makai Polk	PS	-	-	-	-	-	-	-	-	-	-	-	-	-	-	-	-	0	0	0	0
Ben Powers	LG	-	-	-	-	-	-	-	-	-	-	-	-	-	-	-	-	1	1	0	0
James Proche II	P	-	-	-	-	-	-	-	-	-	-	-	-	-	-	-	-	1	0	0	0
Patrick Queen	WLB	-	-	-	-	-	-	-	-	-	-	-	-	-	-	-	-	1	1	0	0
Patrick Ricard	FB	-	-	-	-	-	-	-	-	-	-	-	-	-	-	-	-	1	1	0	0
Demarcus Robinson	P	-	-	-	-	-	-	-	-	-	-	-	-	-	-	-	-	1	0	0	0
Josh Ross	P	-	-	-	-	-	-	-	-	-	-	-	-	-	-	-	-	1	0	0	0
Kevon Seymour	PS	-	-	-	-	-	-	-	-	-	-	-	-	-	-	-	-	0	0	0	0
David Sharpe	PS	-	-	-	-	-	-	-	-	-	-	-	-	-	-	-	-	0	0	0	0
Ronnie Stanley	N	-	-	-	-	-	-	-	-	-	-	-	-	-	-	-	-	0	0	0	1
Brandon Stephens	P	-	-	-	-	-	-	-	-	-	-	-	-	-	-	-	-	1	0	0	0
Geno Stone	P	-	-	-	-	-	-	-	-	-	-	-	-	-	-	-	-	1	0	0	0
Jordan Stout	P	-	-	-	-	-	-	-	-	-	-	-	-	-	-	-	-	1	0	0	0
Justin Tucker	P	-	-	-	-	-	-	-	-	-	-	-	-	-	-	-	-	1	0	0	0
Brent Urban	P	-	-	-	-	-	-	-	-	-	-	-	-	-	-	-	-	1	0	0	0
Binjimen Victor	PS	-	-	-	-	-	-	-	-	-	-	-	-	-	-	-	-	0	0	0	0
Tylan Wallace	P	-	-	-	-	-	-	-	-	-	-	-	-	-	-	-	-	1	0	0	0
Ar'Darius Washington	PS	-	-	-	-	-	-	-	-	-	-	-	-	-	-	-	-	0	0	0	0
Broderick Washington	P	-	-	-	-	-	-	-	-	-	-	-	-	-	-	-	-	1	0	0	0
Raleigh Webb	PS	-	-	-	-	-	-	-	-	-	-	-	-	-	-	-	-	0	0	0	0
Kristian Welch	P	-	-	-	-	-	-	-	-	-	-	-	-	-	-	-	-	1	0	0	0
Damarion Williams	P	-	-	-	-	-	-	-	-	-	-	-	-	-	-	-	-	1	0	0	0
Marcus Williams	FS	-	-	-	-	-	-	-	-	-	-	-	-	-	-	-	-	1	1	0	0
Daryl Worley	PS	-	-	-	-	-	-	-	-	-	-	-	-	-	-	-	-	0	0	0	0
Kevin Zeitler	RG	-	-	-	-	-	-	-	-	-	-	-	-	-	-	-	-	1	1	0	0

LEGEND: Bold=Starters, P=Player was a substitution, N=On Inactive List, X=Did Not Play (Non-injury), IR=Injured Reserve, PS=Practice Squad, R/NFI=Reserve/NFIN, R/PUP=Reserved/PUP, NOT=Not on Roster

# GAME-BY-GAME STARTERS

OFFENSE												
DATE	OPPONENT	WR	WR	LT	LG	C	RG	RT	TE	QB	FB	RB
9/11	at N.Y. Jets	Rashod Bateman	Devin Duvernay	Ja'Wuan James	Ben Powers	<u>Tyler Linderbaum</u>	Kevin Zeitler	Morgan Moses	Mark Andrews	Lamar Jackson	Patrick Ricard	Kenyan Drake
9/18	Miami	--	--	--	--	--	--	--	--	--	--	--
9/25	at New England	--	--	--	--	--	--	--	--	--	--	--
10/2	Buffalo	--	--	--	--	--	--	--	--	--	--	--
10/9	Cincinnati	--	--	--	--	--	--	--	--	--	--	--
10/16	at N.Y. Giants	--	--	--	--	--	--	--	--	--	--	--
10/23	Cleveland	--	--	--	--	--	--	--	--	--	--	--
10/27	at Tampa Bay	--	--	--	--	--	--	--	--	--	--	--
11/7	at New Orleans	--	--	--	--	--	--	--	--	--	--	--
11/20	Carolina	--	--	--	--	--	--	--	--	--	--	--
11/27	at Jacksonville	--	--	--	--	--	--	--	--	--	--	--
12/4	Denver	--	--	--	--	--	--	--	--	--	--	--
12/11	at Pittsburgh	--	--	--	--	--	--	--	--	--	--	--
12/18	at Cleveland	--	--	--	--	--	--	--	--	--	--	--
12/24	Atlanta	--	--	--	--	--	--	--	--	--	--	--
1/1	Pittsburgh	--	--	--	--	--	--	--	--	--	--	--
1/8	at Cincinnati	--	--	--	--	--	--	--	--	--	--	--

DEFENSE												
DATE	OPPONENT	DT	NT	DE	RUSH	MLB	WLB	SAM	CB	SS	FS	CB
9/11	at N.Y. Jets	Justin Madubuike	Michael Pierce	Calais Campbell	Odafe Oweh	Josh Byner	Patrick Queen	Malik Harrison	Kyle Fuller	Chuck Clark	Marcus Williams	Marlon Humphrey
9/18	Miami	--	--	--	--	--	--	--	--	--	--	--
9/25	at New England	--	--	--	--	--	--	--	--	--	--	--
10/2	Buffalo	--	--	--	--	--	--	--	--	--	--	--
10/9	Cincinnati	--	--	--	--	--	--	--	--	--	--	--
10/16	at N.Y. Giants	--	--	--	--	--	--	--	--	--	--	--
10/23	Cleveland	--	--	--	--	--	--	--	--	--	--	--
10/27	at Tampa Bay	--	--	--	--	--	--	--	--	--	--	--
11/7	at New Orleans	--	--	--	--	--	--	--	--	--	--	--
11/20	Carolina	--	--	--	--	--	--	--	--	--	--	--
11/27	at Jacksonville	--	--	--	--	--	--	--	--	--	--	--
12/4	Denver	--	--	--	--	--	--	--	--	--	--	--
12/11	at Pittsburgh	--	--	--	--	--	--	--	--	--	--	--
12/18	at Cleveland	--	--	--	--	--	--	--	--	--	--	--
12/24	Atlanta	--	--	--	--	--	--	--	--	--	--	--
1/1	Pittsburgh	--	--	--	--	--	--	--	--	--	--	--
1/8	at Cincinnati	--	--	--	--	--	--	--	--	--	--	--

Rookies underlined.

# 2022 TRANSACTIONS

DATE	POS.	PLAYER	TRANSACTION
1/1	OLB	Daelin Hayes	Placed on Injured Reserve
1/1	CB	Robert Jackson	Activated from practice squad (COVID-19 replacement)
1/1	S	Tony Jefferson II	Activated from practice squad (standard elevation)
1/1	T	Jaryd Jones-Smith	Activated from practice squad (standard elevation)
1/1	T	David Sharpe	Signed from the practice squad to the active roster
1/1	DB	Mazzi Wilkins	Placed on Practice Squad/COVID-19
1/4	TE	Josh Oliver	Placed on Exempt/COVID-19, then reverted to the active roster on 1/6
1/4	RB	Jacques Patrick	Signed to practice squad
1/4	CB	Kevin Toliver II	Activated off Practice Squad/COVID-19
1/6	TE	Nick Boyle	Placed on Reserve/COVID-19
1/6	RB	Justice Hill	Activated off Reserve/COVID-19
1/6	FB/DL	Patrick Ricard	Placed on Injured Reserve
1/6	S	Ar'Darius Washington	Activated off Reserve/COVID-19
1/6	FB/DL	Patrick Ricard	Placed on Reserve/COVID-19
1/8	S	Tony Jefferson II	Signed from the practice squad to the active roster
1/8	T	Jaryd Jones-Smith	Activated from practice squad (COVID-19 replacement)
1/8	NT	Isaiah Mack	Activated from practice squad (standard elevation)
1/8	TE	Tony Poljan	Activated from practice squad (standard elevation)
1/10	CB	Robert Jackson	Signed to Reserve/Future contract
1/10	T	Jaryd Jones-Smith	Signed to Reserve/Future contract
1/10	G/DT	Kahlil McKenzie	Signed to Reserve/Future contract
1/10	WR	Jaylon Moore	Signed to Reserve/Future contract
1/10	C	Jimmy Murray	Signed to Reserve/Future contract
1/10	TE	Tony Poljan	Re-signed to Reserve/Future contract
1/10	CB	Kevin Toliver II	Re-signed to Reserve/Future contract
1/10	WR	Binjimen Victor	Re-signed to Reserve/Future contract
1/13	NT	Isaiah Mack	Re-signed to Reserve/Future contract
1/17	DB	Kevon Seymour	Re-signed
1/18	RB	Nate McCrary	Re-signed to Reserve/Future contract
1/21	FB/TE	Ben Mason	Signed to Reserve/Future contract
2/25	S	Tony Jefferson II	Re-signed
3/9	CB	Tavon Young	Terminated the contract of vested veteran
3/17	S	Marcus Williams	Signed unrestricted free agent
3/17	T	Morgan Moses	Signed unrestricted free agent
3/23	DT	Michael Pierce	Signed free agent
3/24	FB/DL	Patrick Ricard	Re-signed to a three-year contract extension
4/13	ILB	Josh Bynes	Re-signed
4/14	DT	Calais Campbell	Re-signed
4/18	WR	Miles Boykin	Released
4/18	C/G	Trystan Colon	Re-signed exclusive rights free agent
4/18	QB	Tyler Huntley	Re-signed exclusive rights free agent
4/18	LS	Nick Moore	Re-signed exclusive rights free agent
4/18	LB	Kristian Welch	Re-signed exclusive rights free agent
4/28	WR	Marquise Brown	Traded to the Arizona Cardinals in exchange for the 23rd overall selection in the 2022 NFL Draft
5/6	RB	Tyler Badie	Signed 2022 draft choice
5/6	WR	Slade Bolden	Signed undrafted rookie free agent
5/6	WR	Shemar Bridges	Signed undrafted rookie free agent
5/6	QB	Anthony Brown	Signed undrafted rookie free agent
5/6	WR	Trevon Clark	Signed undrafted rookie free agent
5/6	T	Aron Johnson	Signed undrafted rookie free agent
5/6	ILB	Zakoby McClain	Signed undrafted rookie free agent
5/6	OLB	Jeremiah Moon	Signed undrafted rookie free agent
5/6	DT	Rayshad Nichols	Signed undrafted rookie free agent
5/6	RB	Ricky Person	Signed undrafted rookie free agent
5/6	WR	Makai Polk	Signed undrafted rookie free agent
5/6	ILB	Josh Ross	Signed undrafted rookie free agent
5/6	CB	David Vereen	Signed undrafted rookie free agent
5/6	WR	Raleigh Webb	Signed undrafted rookie free agent
5/6	OLB	Chuck Wiley	Signed undrafted rookie free agent
5/6	CB	Denzel Williams	Signed undrafted rookie free agent
5/6	WR	Devon Williams	Signed undrafted rookie free agent
5/10	RB	Mike Davis	Signed
5/11	DT	Xavier Kelly	Waived
5/16	LB	Vince Biegel	Signed
5/20	DT	Travis Jones	Signed 2022 draft choice
5/23	ILB	Diego Fagot	Signed undrafted rookie free agent
5/23	DL	Brent Urban	Signed
5/24	S	Chris Moore	Waived
5/26	QB	Brett Hundley	Signed
5/31	CB	Kyle Fuller	Signed
5/31	T	Aron Johnson	Waived
5/31	CB	Kevin Toliver II	Waived
6/2	C	Tyler Linderbaum	Signed 2022 draft choice
6/6	TE	Isaiah Likely	Signed 2022 draft choice
6/7	S	Kyle Hamilton	Signed 2022 draft choice
6/7	CB	Damarion Williams	Signed 2022 draft choice
6/9	TE	Charlie Kolar	Signed 2022 draft choice
6/13	P	Jordan Stout	Signed 2022 draft choice
6/14	DE	Derek Wolfe	Terminated the contract of vested veteran (injury settlement)
6/17	OLB	Steven Means	Signed

7/12	OLB	Justin Houston	Re-signed
7/21	T	David Sharpe	Signed
7/23	CB	Iman Marshall	Waived
7/26	RB	Corey Clement	Signed
7/27	G	Ben Cleveland	Placed on the Reserve/Non-Football Injury (NFI) list
7/27	WR	Bailey Gaither	Signed
8/2	WR	Trevon Clark	Waived
8/2	OLB	David Ojabo	Signed 2022 draft choice
8/8	LB	Vince Biegel	Placed on Injured Reserve
8/8	K	Justin Tucker	Re-signed to a four-year contract extension
8/8	CB	Daryl Worley	Signed
8/12	OLB	Trent Harris	Signed
8/12	CB	Denzel Williams	Waived
8/12	WR	Devon Williams	Waived
8/15	RB	Corey Clement	Waived
8/15	CB	Robert Jackson	Waived
8/16	OLB	Trent Harris	Placed on Injured Reserve
8/16	QB	Brett Hundley	Terminated the contract of vested veteran
8/23	WR	Slade Bolden	Waived (injured)
8/23	RB	Gus Edwards	Placed on the Reserve/Physically Unable to Perform (PUP) list
8/23	ILB	Diego Fagot	Waived
8/23	WR	Bailey Gaither	Waived
8/23	T	Jaryd Jones-Smith	Waived
8/23	WR	Jaylon Moore	Waived
8/23	WR	Demarcus Robinson	Signed
8/25	OLB	Trent Harris	Placed on Injured Reserve, who later reached an injury settlement on 8/25
8/26	OLB	Tyus Bowser	Placed on the Reserve/Physically Unable to Perform (PUP) list
8/26	P	Cameron Dicker	Signed
8/29	P	Cameron Dicker	Waived
8/29	C	Jimmy Murray	Waived
8/30	RB	Tyler Badie	Waived
8/30	WR	Shemar Bridges	Waived (injured), who reached an injury settlement on 9/5
8/30	QB	Anthony Brown	Waived
8/30	OLB	Daelin Hayes	Waived (injured), who reverted to Injured Reserve on 8/31
8/30	S	Tony Jefferson II	Terminated the contract of vested veteran
8/30	NT	Isaiah Mack	Waived
8/30	FB/TE	Ben Mason	Waived
8/30	ILB	Zakoby McClain	Waived
8/30	RB	Nate McCrary	Waived
8/30	G/DT	Kahlil McKenzie	Terminated the contract of vested veteran
8/30	OLB	Steven Means	Terminated the contract of vested veteran
8/30	OLB	Jeremiah Moon	Waived
8/30	DT	Rayshad Nichols	Waived
8/30	TE	Tony Poljan	Waived
8/30	WR	Makai Polk	Waived
8/30	DB	Kevon Seymour	Terminated the contract of vested veteran
8/30	T	David Sharpe	Terminated the contract of vested veteran
8/30	DE	Brent Urban	Terminated the contract of vested veteran
8/30	CB	David Vereen	Waived
8/30	WR	Binjimen Victor	Waived
8/30	S	Ar'Darius Washington	Waived
8/30	WR	Raleigh Webb	Waived
8/30	OLB	Chuck Wiley	Waived
8/30	CB	Daryl Worley	Terminated the contract of vested veteran
8/31	RB	Tyler Badie	Signed to practice squad
8/31	QB	Anthony Brown	Signed to practice squad
8/31	DT	Aaron Crawford	Waived (injury settlement)
8/31	RB	Kenyan Drake	Signed
8/31	TE	Charlie Kolar	Placed on Injured Reserve
8/31	NT	Isaiah Mack	Signed to practice squad
8/31	G/DT	Kahlil McKenzie	Signed to practice squad
8/31	OLB	Steven Means	Signed to practice squad
8/31	OLB	Jeremiah Moon	Signed to practice squad
8/31	DL	Rayshad Nichols	Signed to practice squad
8/31	OLB	David Ojabo	Placed on the Reserve/Non-Football Injury (NFI) list
8/31	OLB	Del'Shawn Phillips	Signed
8/31	G/T	Tyre Phillips	Waived
8/31	WR	Makai Polk	Signed to practice squad
8/31	DB	Kevon Seymour	Signed to practice squad
8/31	T	David Sharpe	Signed to practice squad
8/31	DE	Brent Urban	Re-signed
8/31	WR	Binjimen Victor	Signed to practice squad
8/31	S	Ar'Darius Washington	Signed to practice squad
8/31	WR	Raleigh Webb	Signed to practice squad
8/31	CB	Daryl Worley	Signed to practice squad
8/31	FB/TE	Ben Mason	Signed to practice squad
9/7	LB	Kyler Fackrell	Signed to practice squad
9/10	OLB	Steven Means	Activated from practice squad (standard elevation)
9/13	CB	Kyle Fuller	Placed on Injured Reserve
9/13	T	Ja'Wuan James	Placed on Injured Reserve





# 2022 STATISTICS

**WON 1, LOST 0** HEAD COACH: JOHN HARBAUGH  
 09/11 W 24-9 at N.Y. Jets 78,827

TEAM STATISTICS	BAL	OPP.
<b>FIRST DOWNS</b>	<b>13</b>	<b>24</b>
Rushing	4	3
Passing	8	18
Penalty	1	3
Third Down-Made/Att	5/13	2/14
Third Down Efficiency	38.5%	14.3%
Fourth Down-Made/Att	0/0	3/4
Fourth Down Efficiency	0.0%	75.0%
<b>TOTAL NET YARDS</b>	<b>274</b>	<b>378</b>
Avg. Per Game	274.0	378.0
Total Plays	53	79
Avg. Per Play	5.2	4.8
<b>NET YARDS RUSHING</b>	<b>63</b>	<b>83</b>
Avg. Per Game	63.0	83.0
Total Rushes	21	17
Avg. Per Rush	3.0	4.9
<b>NET YARDS PASSING</b>	<b>211</b>	<b>295</b>
Avg. Per Game	211.0	295.0
Sacked/Yards Lost	2/2	3/12
Gross Yards	213	307
Attempts/Completions	30/17	59/37
Pct. of Completion	56.7%	62.7%
Had Intercepted	1	1
<b>PUNTS/AVERAGE</b>	<b>6/48.5</b>	<b>6/42.2</b>
Net Punting Average	40.2	39.3
<b>PUNT RETURN/AVG.</b>	<b>2/8.5</b>	<b>2/15.0</b>
<b>KICKOFF RETURN/AVG.</b>	<b>0/0</b>	<b>2/24.0</b>
<b>INTERCEPTION RETURN/AVG.</b>	<b>1/33.0</b>	<b>1/0.0</b>
<b>PENALTIES/YARDS</b>	<b>5/29</b>	<b>6/81</b>
<b>FUMBLES/BALL LOST</b>	<b>1/0</b>	<b>2/1</b>
<b>TOUCHDOWNS</b>	<b>3</b>	<b>1</b>
Rushing	0	0
Passing	3	1
Returns	0	0
<b>EXTRA POINTS/ATTEMPTS</b>	<b>3/3</b>	<b>0/1</b>
<b>TWO POINT CONVERSION/ATT.</b>	<b>0/0</b>	<b>0/0</b>
<b>FIELD GOALS/ATTEMPTS</b>	<b>1/1</b>	<b>1/2</b>
<b>AVG. TIME OF POSSESSION</b>	<b>27:30</b>	<b>32:30</b>

* SCORE BY PERIODS	Q1	Q2	Q3	Q4	OT	PTS
TEAM	3	7	14	0	0	24
OPPONENTS	0	3	0	6	0	9

SCORING	TD	RU	PA	RT	K-PAT	FG	2PT	S	PTS
D. Duvernay	2	0	2	0	0/0	0/0	0	0	12
R. Bateman	1	0	1	0	0/0	0/0	0	0	6
J. Tucker	0	0	0	0	3/3	1/1	0	0	6
<b>TEAM</b>	<b>3</b>	<b>0</b>	<b>3</b>	<b>0</b>	<b>3/3</b>	<b>1/1</b>	<b>0</b>	<b>0</b>	<b>24</b>
<b>OPPONENTS</b>	<b>1</b>	<b>0</b>	<b>1</b>	<b>0</b>	<b>0/1</b>	<b>1/2</b>	<b>0</b>	<b>0</b>	<b>9</b>

SACKS: C. Campbell 1.0, J. Houston 1.0, J. Madubuike 0.5, P. Queen 0.5, (group) 0.0, TM 3.0, OPP 2.0

* PASSING	ATT	CMP	YDS	CMP%	YDS/ATT	TD	TD%	INT	INT%	LONG	SACK/LOST	RATING
L. Jackson	30	17	213	56.7	7.1	3	10.0	1	3.3	55t	2/2	98.3
<b>TEAM</b>	<b>30</b>	<b>17</b>	<b>213</b>	<b>56.7</b>	<b>7.1</b>	<b>3</b>	<b>10.0</b>	<b>1</b>	<b>3.3</b>	<b>55t</b>	<b>2.0/2</b>	<b>98.3</b>
<b>OPPONENTS</b>	<b>59</b>	<b>37</b>	<b>307</b>	<b>62.7</b>	<b>5.2</b>	<b>1</b>	<b>1.7</b>	<b>1</b>	<b>1.7</b>	<b>24</b>	<b>3.0/12</b>	<b>74.6</b>

* RUSHING	NO.	YDS	AVG	LONG	TD
K. Drake	11	31	2.8	8	0
L. Jackson	6	17	2.8	8	0
M. Davis	2	11	5.5	10	0
J. Hill	2	4	2.0	3	0
<b>TEAM</b>	<b>21</b>	<b>63</b>	<b>3.0</b>	<b>10</b>	<b>0</b>
<b>OPPONENTS</b>	<b>17</b>	<b>83</b>	<b>4.9</b>	<b>22</b>	<b>0</b>

* RECEIVING	TAR	NO.	YDS	AVG	LONG	TD
M. Andrews	7	5	52	10.0	17	0
D. Duvernay	4	4	54	13.0	25t	2
R. Bateman	5	2	59	29.0	55t	1
J. Hill	2	2	7	3.0	5	0
D. Robinson	4	2	19	9.0	11	0
K. Drake	1	1	15	15.0	15	0
P. Ricard	1	1	7	7.0	7	0
I. Likely	4	0	0	0.0	0	0
T. Wallace	1	0	0	0.0	0	0
<b>TEAM</b>	<b>29</b>	<b>17</b>	<b>213</b>	<b>12.5</b>	<b>55t</b>	<b>3</b>
<b>OPPONENTS</b>	<b>57</b>	<b>37</b>	<b>307</b>	<b>8.3</b>	<b>24</b>	<b>1</b>

* INTERCEPTIONS	NO.	YDS	AVG	LONG	TD
M. Williams	1	33	33.0	33	0
<b>TEAM</b>	<b>1</b>	<b>33</b>	<b>33.0</b>	<b>33</b>	<b>0</b>
<b>OPPONENTS</b>	<b>1</b>	<b>0</b>	<b>0.0</b>	<b>0</b>	<b>0</b>

* OFFENSIVE FUMBLES	FUM	LST	REC	TD
M. Davis	1	0	1	0
<b>TEAM</b>	<b>1</b>	<b>0</b>	<b>1</b>	<b>0</b>
<b>OPPONENTS</b>	<b>2</b>	<b>1</b>	<b>0</b>	<b>0</b>

* PUNTING	NO.	YDS	AVG	NET	TB	IN	LG	B
J. Stout	6	291	48.5	40.2	1	3	64	0
<b>TEAM</b>	<b>6</b>	<b>291</b>	<b>48.5</b>	<b>40.2</b>	<b>1</b>	<b>3</b>	<b>64</b>	<b>0</b>
<b>OPPONENTS</b>	<b>6</b>	<b>253</b>	<b>42.2</b>	<b>39.3</b>	<b>0</b>	<b>2</b>	<b>50</b>	<b>0</b>

* PUNT RETURNS	RET	FC	YDS	AVG	LONG	TD
D. Duvernay	2	2	17	8.5	9	0
<b>TEAM</b>	<b>2</b>	<b>2</b>	<b>17</b>	<b>8.5</b>	<b>9</b>	<b>0</b>
<b>OPPONENTS</b>	<b>2</b>	<b>3</b>	<b>30</b>	<b>15.0</b>	<b>17</b>	<b>0</b>

* KICKOFF RETURNS	NO.	YDS	AVG	LONG	TD
J. Tucker	2	48	24.0	25	0
<b>TEAM</b>	<b>2</b>	<b>48</b>	<b>24.0</b>	<b>25</b>	<b>0</b>
<b>OPPONENTS</b>	<b>0</b>	<b>0</b>	<b>0.0</b>	<b>0</b>	<b>0</b>

* FIELD GOALS	1-19	20-29	30-39	40-49	50+
J. Tucker	0/0	1/1	0/0	0/0	0/0
<b>TEAM</b>	<b>0/0</b>	<b>1/1</b>	<b>0/0</b>	<b>0/0</b>	<b>0/0</b>
<b>OPPONENTS</b>	<b>0/0</b>	<b>0/0</b>	<b>0/0</b>	<b>1/2</b>	<b>0/0</b>

J. Tucker: (24G)  
 OPP: (45WL, 45G)  
 2-Pt Conv: TM 0-0, OPP 0-0

# 2022 DEFENSIVE STATISTICS

## 2022 REGULAR SEASON BALTIMORE RAVENS DEFENSIVE STATS (THROUGH WEEK 1)

PLAYER	TOTAL	TKL.	ASST	TFL	SACKS/YDS.	QBH	FR	FF	INT./YDS.	PD
Williams, Marcus	12	10	2	0	0.0/0.0	0	0	0	1/33	1
Clark, Chuck	9	4	5	0	0.0/0.0	0	0	1	0/0	0
Queen, Patrick	8	5	3	0	0.5/2.5	3	0	0	0/0	0
Humphrey, Marlon	7	5	2	0	0.0/0.0	1	1	0	0/0	0
Harrison, Malik	5	4	1	0	0.0/0.0	0	0	0	0/0	0
Madubuike, Justin	5	2	3	1	0.5/2.5	1	0	0	0/0	0
Campbell, Calais	4	2	2	1	1.0/1.0	2	0	0	0/0	0
Fuller, Kyle	3	3	0	0	0.0/0.0	0	0	0	0/0	0
Hamilton, Kyle	3	3	0	0	0.0/0.0	0	0	0	0/0	0
Houston, Justin	3	3	0	1	1.0/6.0	2	0	0	0/0	0
Pierce, Michael	3	2	1	0	0.0/0.0	1	0	1	0/0	0
Oweh, Odafe	2	2	0	0	0.0/0.0	0	0	0	0/0	0
Stephens, Brandon	2	2	0	0	0.0/0.0	0	0	0	0/0	2
Armour-Davis, Jalyn	1	0	1	0	0.0/0.0	0	0	0	0/0	0
Bynes, Josh	1	1	0	0	0.0/0.0	0	0	0	0/0	0
Means, Steven	1	1	0	0	0.0/0.0	0	0	0	0/0	0
Washington, Broderick	0	0	0	0	0.0/0.0	1	0	0	0/0	1
(group)	--	--	--	--	0.0/0.0	--	--	--	--/--	--
<b>TOTALS</b>	<b>69</b>	<b>49</b>	<b>20</b>	<b>3</b>	<b>3.0/12.0</b>	<b>11</b>	<b>1</b>	<b>2</b>	<b>1/33</b>	<b>4</b>

ASST=Assist, TFL=Tackle for a Loss, Int.=Interception, FR=Fumble Recovery, FF=Forced Fumble, PD=Pass Defense

2022 RAVENS SPECIAL TEAMS				
POS.	PLAYER	TTL.	SOLO	ASST.
CB	Armour-Davis, Jalyn	1	1	0
LB	Phillips, Del'Shawn	1	1	0
ILB	Ross, Josh	1	1	0
S	Stone, Geno	1	1	0
CB	Williams, Damarion	1	0	1
	<b>TOTALS</b>	<b>5</b>	<b>4</b>	<b>1</b>

DEFENSIVE STATS BY RANK									
SACKS		INTERCEPTIONS		TACKLES FOR LOSS		PASSES DEFENSED		QBH	
PLAYER	NO.	PLAYER	NO.	PLAYER	NO.	PLAYER	NO.	PLAYER	NO.
Campbell, Calais	1.0	Williams, Marcus	1	Campbell, Calais	1	Stephens, Brandon	2	Queen, Patrick	3
Houston, Justin	1.0			Houston, Justin	1	Washington, Broderick	1	Campbell, Calais	2
Madubuike, Justin	0.5			Madubuike, Justin	1	Williams, Marcus	1	Houston, Justin	2
Queen, Patrick	0.5							Humphrey, Marlon	1
								Madubuike, Justin	1
								Pierce, Michael	1
								Washington, Broderick	1

FORCED FUMBLES		FUMBLE RECOVERIES	
PLAYER	NO.	PLAYER	NO.
Clark, Chuck	1	Humphrey, Marlon	1
Pierce, Michael	1		

# GAME-BY-GAME OFFENSE

2022 REGULAR SEASON RAVENS GAME-BY-GAME OFFENSE																		
	09/11	09/18	09/25	10/02	10/09	10/16	10/23	10/27	11/07	11/20	11/27	12/04	12/11	12/18	12/24	01/01	01/08	Totals
	@ NYJ	MIA	@ NE	BUF	CIN	@ NYG	CLE	@ TB	@ NO	CAR	@ JAX	DEN	@ PIT	@ CLE	ATL	PIT	@ CIN	
<b>FIRST DOWNS</b>																		
Total	13																	13
Rushing	4																	4
Passing	8																	8
Penalty	1																	1
<b>THIRD DOWNS</b>																		
Attempts	13																	13
Converted	5																	5
Percentage	38.5%																	38.5%
<b>FOURTH DOWNS</b>																		
Attempts	0																	0
Converted	0																	0
Percentage	0																	0
<b>TOT. OFFENSE</b>																		
Net Yards	274																	274
Plays	53																	53
Avg./Play	5.2																	5.2
<b>RUSHING</b>																		
Net Yards	63																	63
Rush. Att.	21																	21
Avg./Att.	3.0																	3.0
<b>PASSING</b>																		
Net Yards	211																	211
Attempts	30																	30
Completions	17																	17
Completion Pct	56.7%																	56.7%
Avg. Gain Per Pass Play	6.6																	6.6
Intercepted	1																	1
Gross Yards	213																	213
Sacked	2.0																	2.0
Yards Lost	2																	2
<b>PENALTIES</b>																		
Number	5																	5
Yards	29																	29
<b>FUMBLES</b>																		
Number	1																	1
Lost	0																	0
<b>PUNTING</b>																		
Yards	291																	291
Punts	6																	6
Net Avg.	40.2																	40.2
Gross Avg.	48.5																	48.5
Touchbacks	1																	1
Punts Blocked	0																	0
Punt Returns	2																	2
Punt Return Yards	17																	17
Punt Return Avg.	8.5																	8.5
Inside 20	3																	3
Fair Catches	2																	2
<b>SCORING</b>																		
Points	24																	24
Q1	3																	3
Q2	7																	7
Q3	14																	14
Q4	0																	0
OT	0																	0
TD Rushing	0																	0
TD Passing	3																	3
TD KO Returns	0																	0
TD Punt Returns	0																	0
TD Sp. Teams	0																	0
TD Def. Returns	0																	0
Total TDs	3																	3
PAT Attempts	3																	3
PAT Made	3																	3
FG Attempts	1																	1
FG Made	1																	1
Safety	0																	0
2-Pt Attempts	0																	0
2-Pt Made	0																	0
Time of Possession	27:30																	27:30
<b>KICKOFFS</b>																		
Kickoff Returns	0																	0
Kickoff Return Yards	0																	0
Kickoff Return Avg.	0																	0

# GAME-BY-GAME DEFENSE

2022 REGULAR SEASON RAVENS GAME-BY-GAME DEFENSE																		
	09/11	09/18	09/25	10/02	10/09	10/16	10/23	10/27	11/07	11/20	11/27	12/04	12/11	12/18	12/24	01/01	01/08	Totals
	@ NYJ	MIA	@ NE	BUF	CIN	@ NYG	CLE	@ TB	@ NO	CAR	@ JAX	DEN	@ PIT	@ CLE	ATL	PIT	@ CIN	
<b>FIRST DOWNS</b>																		
Total	24																	24
Rushing	3																	3
Passing	18																	18
Penalty	3																	3
<b>THIRD DOWNS</b>																		
Attempts	14																	14
Converted	2																	2
Percentage	14.3%																	14.3%
<b>FOURTH DOWNS</b>																		
Attempts	4																	4
Converted	3																	3
Percentage	75.0%																	75.0%
<b>TOT. OFFENSE</b>																		
Net Yards	378																	378
Plays	79																	79
Avg./Play	4.8																	4.8
<b>RUSHING</b>																		
Net Yards	83																	83
Rush. Att.	17																	17
Avg./Att.	4.9																	4.9
<b>PASSING</b>																		
Net Yards	295																	295
Attempts	59																	59
Completions	37																	37
Completion Pct	62.7%																	62.7%
Avg. Gain Per Pass Play	4.8																	4.8
Intercepted	1																	1
Gross Yards	307																	307
Sacked	3.0																	3.0
Yards Lost	12																	12
<b>PENALTIES</b>																		
Number	6																	6
Yards	81																	81
<b>FUMBLES</b>																		
Number	2																	2
Lost	1																	1
<b>PUNTING</b>																		
Yards	253																	253
Punts	6																	6
Net Avg.	39.3																	39.3
Gross Avg.	42.2																	42.2
Touchbacks	0																	0
Punts Blocked	0																	0
Punt Returns	2																	2
Punt Return Yards	30																	30
Punt Return Avg.	15.0																	15.0
Inside 20	2																	2
Fair Catches	3																	3
<b>SCORING</b>																		
Points	9																	9
Q1	0																	0
Q2	3																	3
Q3	0																	0
Q4	6																	6
OT	0																	0
TD Rushing	0																	0
TD Passing	1																	1
TD KO Returns	0																	0
TD Punt Returns	0																	0
TD Sp. Teams	0																	0
TD Def. Returns	0																	0
Total TDs	1																	1
PAT Attempts	1																	1
PAT Made	0																	0
FG Attempts	2																	2
FG Made	1																	1
Safety	0																	0
2-Pt Attempts	0																	0
2-Pt Made	0																	0
Time of Possession	32:30																	32:30
<b>KICKOFFS</b>																		
Kickoff Returns	2																	2
Kickoff Return Yards	48																	48
Kickoff Return Avg.	24.0																	24.0