

BALTIMORE RAVENS GAME RELEASE

UNDER ARMOUR PERFORMANCE CENTER | 1 WINNING DRIVE | OWINGS MILLS, MD

PH: 410-701-4000 | BALTIMORERAVENS.COM | TWITTER: @RAVENS

WORLD CHAMPIONS: SUPER BOWL XXXV (2000) & SUPER BOWL XLVII (2012)



BALTIMORE RAVENS AT NEW ENGLAND PATRIOTS



[1-1]

WEEK 3 – SUNDAY, SEPT. 25, 2022
1 P.M. ET – GILLETTE STADIUM (65,878)

[1-1]

QUICK HITS

X The Baltimore Ravens (1-1) travel to face the New England Patriots (1-1), with kickoff set for 1 p.m. from Gillette Stadium. Baltimore, which is coming off a stunning 42-38 home loss to Miami, has already played two AFC East teams, earning a 24-9 victory in Week 1 at the Jets. For the first time in franchise history, the Ravens open the season playing their first four games vs. one division and will round out the AFC East group by hosting Buffalo in Week 4. Sunday's contest marks New England's 2022 home opener after winning last week at Pittsburgh (17-14) and losing 20-7 at Miami on Kickoff Weekend.

X Baltimore is 2-9 vs. the Patriots in regular season play, including an 0-6 mark in Foxborough. In the postseason, however, the Ravens are 2-2 against New England, with both wins coming at Gillette Stadium.

X Behind a stellar effort from **QB Lamar Jackson**, who completed 21-of-29 passes for 318 yards and 3 TDs (142.6 rating) – also adding 119 rushing yards and 1 TD on 9 carries – Baltimore couldn't withstand a furious Dolphins' comeback last Sunday, falling 42-38 at home. The Ravens entered the fourth quarter with a 35-14 lead, however, Miami scored 28 points in the final period, punctuated by a game-winning QB Tua Tagovailoa-to-WR Jaylen Waddle 7-yard TD connection with :14 remaining. Tagovailoa completed 36-of-50 passes for 469 yards and 6 TDs, including 11 each to Waddle (171 yards & 2 TDs) and WR Tyreek Hill (190 yards & 2 TDs).

X In his 15th season in Baltimore, head coach **John Harbaugh** is the NFL's third-longest tenured head coach, behind only **Bill Belichick** (23 seasons) and Mike Tomlin (16). Harbaugh has led the Ravens to 149 total wins since his 2008 arrival, ranking as the league's fifth most. (He owns an impressive 149-97 overall record.)

UPCOMING SCHEDULE

Wed. Sept. 21: 1:40 p.m. . . . Practice/Media Viewing (approx. 30 min.)
3:30 p.m. . . . Coach Harbaugh/Players Podium & Open Locker Room

Thu. Sept. 22: 1:40 p.m. . . . Practice/Media Viewing (approx. 30 min.)
3:30 p.m. . . . Coordinators Podium & Open Locker Room

Fri. Sept. 23: 11:30 a.m. . . . Practice/Media Viewing (approx. 30 min.)
1:15 p.m. . . . Coach Harbaugh Podium & Open Locker Room

CALLING THE ACTION

Television: FOX / WJZ Ch. 45 (Baltimore)
- Joe Davis (play-by-play) - Daryl Johnson (analyst) - Pam Oliver (sideline)
- Artie Kempner (producer) - Pete Macheska (director)

Local Radio: WBAL (1090 AM) & 98Rock (97.9 FM)
- Gerry Sandusky (PBP) - Rod Woodson (analyst)

National Radio: ESPN Radio
- Chris Carlin (PBP) - Chris Canty (analyst) - Sal Paolantonio (sideline)

COACH HARBS SAYS

ON LEARNING FROM TOUGH MISTAKES & COACHING YOUNG PLAYERS:

"We're all in that together. It's easy to point fingers, it's easy to talk about who's at fault or whatever, [but] that's not what we're about. You can listen to all the talking heads outside that want to make all the statements they want to make, but they're not coaching anybody right now. If you look all around the league, you have challenges and have to keep coaching guys through the course of a long season. Things turn, especially when you have good, young players who you like and trust, and we really like those guys, and we trust those guys."

INJURY UPDATE

RB J.K. Dobbins (knee), rookie **DT Travis Jones** (knee) and All-Pro **LT Ronnie Stanley** (ankle) were inactive Weeks 1-2, while **WR James Proche** (groin) and **DB Brandon Stephens** (quad) missed the Miami game. The following players left the Miami game and did not return: **OLB Steven Means** (Achilles – will be out for the season), **WR Devin Duvernay** (concussion) and **CB Damarion Williams** (ankle).

NOTE THE QUOTE

DE CALAIS CAMPBELL ON BOUNCING BACK IN WEEK 3:

"We're a veteran team; we're not going to let [the Miami loss] beat us twice. We're going to regroup. [We will] use it to get better. This team still has all the potential in the world to be as good as we want to be. We just have to take it one play at a time."

WHAT'S GOING ON?

MORE RECORDS... FOR NO. 8



11 – Most Career Games
100 Rushing Yards by a Quarterback

6 – Most Career Games
200 Passing & 100 Rush Yards

3 – Most Career Games
3 Passing TDs & 100 Rush Yards

1st – Player in NFL History
w/ both a Passing TD & Rushing TD of 75+ Yards in a Single Game

2022
531 PASS YARDS
6 PASS TDs
120.1 RATING

Chad Steele - SVP of Communications ■ Patrick Gleason - VP of Public Relations ■ Marisol Renner - Director of Publications ■ Tom Valente - Director of Public Relations
Vernon Dennis - Public Relations Coordinator ■ Dan Horowitz - Public Relations Coordinator ■ Emma Levine - Public Relations Intern

RAVENS 2022 INFORMATION

SCHEDULE & RESULTS (1-1)

Date	Opponent	Time/Network
Sun. Sept. 11	at New York Jets	W, 24-9
Sun. Sept. 18	MIAMI DOLPHINS	L, 38-42
Sun. Sept. 25	at New England Patriots	1 p.m.
Sun. Oct. 2	BUFFALO BILLS	1 p.m.
Sun. Oct. 9*	CINCINNATI BENGALS	8:20 p.m. (NBC)
Sun. Oct. 16*	at New York Giants	1 p.m.
Sun. Oct. 23*	CLEVELAND BROWNS	1 p.m.
Thurs. Oct. 27	at Tampa Bay Buccaneers	8:15 p.m. (Prime)
Mon. Nov. 7	at New Orleans Saints	8:15 p.m. (ESPN)
Sun. Nov. 13	BYE	
Sun. Nov. 20*	CAROLINA PANTHERS	1 p.m.
Sun. Nov. 27*	at Jacksonville Jaguars	1 p.m.
Sun. Dec. 4*	DENVER BRONCOS	1 p.m.
Sun. Dec. 11*	at Pittsburgh Steelers	1 p.m.
Sat./Sun. Dec. 17/18	at Cleveland Browns	TBD
Sat. Dec. 24	ATLANTA FALCONS	1 p.m.
Sun. Jan. 1*	PITTSBURGH STEELERS	1 p.m.
Sat./Sun. Jan. 7/8	at Cincinnati Bengals	TBD

* Flexible Scheduling Games Home Games in CAPS All Times Eastern

NUMBERS TO NOTE

1 – NFL team (Baltimore last Sunday vs. Miami) in NFL single-game history to record a passing TD (**QB Lamar Jackson**-to-**WR Rashod Bateman** – 75 yards), rushing TD (Jackson – 79) and KOR-TD (**WR Devin Duvernay** – 103) of 75-plus yards.

2 – Players in Ravens history to post multiple KOR-TDs: **WR Devin Duvernay** (2) and WR Jacoby Jones (4). Last Sunday vs. Miami, Duvernay tallied a 103-yard KOR-TD on the game's opening boot, marking the NFL's first KOR-TD of the season.

3 & 22 – INTs and tackles by **S Marcus Williams** through two weeks. He is the first Raven ever to post 3 INTs in the opening two games of a season.

14 – An NFL-high (among TEs) receptions by **TE Mark Andrews**, entering Week 3. His 156 receiving yards are second only to Travis Kelce (172).

21.6 & 21.5 – Top speeds reached by **WR Devin Duvernay** (103-yard KOR-TD) and **WR Rashod Bateman** (75-yard TD catch), respectively, against Miami – the fastest speeds recorded by any NFL ball carriers in 2022.

27.8 – An NFL-best yards-per-catch average for **WR Rashod Bateman**, entering Week 3. Bateman has reeled in 6 catches for 167 yards, including TD strikes of 55 & 75 yards.

28.3 – Points per game the Ravens average in *road* games (the NFL's third most) since 2019, when **Greg Roman** was named offensive coordinator.

59 – Consecutive FGs made in the fourth quarter/OT by **K Justin Tucker**, marking the NFL's longest active streak. Tucker (91.1%) is the most accurate kicker in NFL history.

NOTE OF THE WEEK I

Dating back to last season, **TE Mark Andrews** has recorded 11 straight games with 50-plus receiving yards, marking the NFL's second-longest active streak overall and the best among TEs. Andrews' streak is also a franchise record, besting the 10 such games by WR Mike Wallace from the 2016 campaign.

CONSECUTIVE GAMES W/ 50+ RECEIVING YARDS [ACTIVE NFL STREAKS]

Rk.	Player (Team)	Consec. Games
1.	WR Cooper Kupp (LAR)	20
2.	TE Mark Andrews (Bal.)	11
3.	WR Amon-Ra St. Brown (Det.)	8
4.	WR Michael Thomas (NO)	6
5.	WRs Stefon Diggs (Buf.)/Jakobi Meyers (NE)	5

Posting his 30th-career TD last Sunday vs. Miami, Andrews joined Mike Ditka (32), Antonio Gates (43), Tony Gonzalez (30), Jimmy Graham (51), Rob Gronkowski (54) and Kellen Winslow Sr. (35) as one of seven TEs in NFL history to reach that mark in the first five seasons of a career.

MOST TD RECEPTIONS BY A TIGHT END IN FIRST FIVE SEASONS OF AN NFL CAREER

Player (Team)	Rec. TDs	Games
Rob Gronkowski (NE)	54	65
Jimmy Graham (NO)	51	78
Antonio Gates (SD)	43	77
Kellen Winslow Sr. (SD)	35	64
Mike Ditka (Chi.)	32	70
Mark Andrews (Bal.)	30	64
Tony Gonzalez (KC)	30	79

NOTE OF THE WEEK II

Strong special teams play has long been a hallmark of the Baltimore Ravens, especially during the **John Harbaugh Era**. Since his 2008 arrival, the Ravens own the NFL's No. 1 KOR average and have produced the second-most KOR-TDs, including **WR Devin Duvernay's** 103-yarder last week vs. Miami.

NFL KICKOFF RETURN AVERAGE [SINCE 2008 / HARBAUGH'S BALTIMORE TENURE]

Rk.	Team	KOR	Yards	Avg.	Long	TDs
1.	Baltimore	559	13,916	24.9	108t	9
2.	Minnesota	605	14,780	24.4	109t	12
3.	NY Jets	676	16,118	23.8	107t	8

2022 AFC NORTH STANDINGS

Team	W	L	T	Home	Road	Div.	Con.	PF	PA	Strk
Baltimore	1	1	0	0-1	1-0	0-0	1-1	62	51	L1
Cleveland	1	1	0	0-1	1-0	0-0	0-1	56	55	L1
Pittsburgh	1	1	0	0-1	1-0	1-0	1-1	37	37	L1
Cincinnati	0	2	0	0-1	0-1	0-1	0-1	37	43	L2

RAVENS / PATRIOTS INFORMATION

2022 NFL RANKINGS

OFFENSE

Category	--Ravens--		--Patriots--	
	Stats	Rank	Stats	Rank
Total Offense	373.5	12	323.5	22
Rush Offense	109.0	18	101.0	19
Pass Offense	264.5	9	222.5	17
Points Per Game	31.0	4t	12.0	29t
3rd-Down Off. %	34.8	18t	50.0	7t
4th-Down Off. %	33.3	22t	0.0	25t
Red Zone Off. (TD%)	60.0	15	50.0	19t

DEFENSE

Category	--Ravens--		--Patriots--	
	Stats	Rank	Stats	Rank
Total Defense	463.5	32	275.0	4
Rush Defense	84.5	8	78.0	5t
Pass Defense	379.0	32	197.0	9
Points Per Game	25.5	23	17.0	8
3rd-Down Def. %	36.0	14	48.3	25
4th-Down Def. %	83.3	24	100.0	26t
Red Zone Def. (TD%)	83.3	29	25.0	3

TEAM

Category	--Ravens--		--Patriots--	
	Stats	Rank	Stats	Rank
Turnover Ratio	+3	4t	-2	22t
Penalties	6	2	10	9t
Penalty Yards	34	1	70	6t

RAVENS-PATRIOTS SERIES HISTORY

- X All-Time Regular Season: Patriots lead, 9-2
- X Regular Season, Under John Harbaugh: Patriots lead, 5-2
- X All-Time Postseason: Series Tied, 2-2
- X Postseason, Under John Harbaugh: Series Tied, 2-2

RAVENS-PATRIOTS SERIES HISTORY

Date	Winner	Score/Site	Attend.
10/06/96	Patriots	46-38 Bal.	63,569
01/02/00	Patriots	20-3 @ NE	50,263
11/28/04	Patriots	24-3 @ NE	68,756
12/03/07	Patriots	27-24 Bal.	71,382
10/04/09	Patriots	27-21 @ NE	68,756
01/10/10*	Ravens	33-14 @ NE	68,756
10/17/10	Patriots	23-20 @ NE OT	68,756
01/22/12***	Patriots	23-20 @ NE	68,756
09/23/12	Ravens	31-30 Bal.	71,269
01/20/13***	Ravens	28-13 @ NE	68,756
12/22/13	Patriots	41-7 Bal.	71,433
01/10/15**	Patriots	35-31 @ NE	68,756
12/12/16	Patriots	30-23 @ NE	66,829
11/03/19	Ravens	37-20 Bal.	71,157
11/15/20	Patriots	23-17 @ NE	n/a

*Wild Card Playoff **Divisional Playoff ***Conference Championship Playoff

2022 RAVENS / PATRIOTS LEADERS

PASSING YARDS [TDs/INTs]

Lamar Jackson	531 (6/1)	Mac Jones	465 (2/2)
---------------	-----------	-----------	-----------

RUSHING YARDS [AVG.]

Lamar Jackson	136 (9.1)	Damien Harris	119 (5.0)
Kenyan Drake	39 (2.3)	Rhamondre Stevenson	72 (4.2)
Justice Hill	20 (4.0)	Jakobi Meyers	7 (7.0)

RECEIVING YARDS [CATCHES]

Rashod Bateman	167 (6)	Jakobi Meyers	150 (13)
Mark Andrews	156 (14)	Nelson Agholor	138 (9)
Devin Duvernay	96 (6)	Kendrick Bourne	57 (3)

POINTS

Devin Duvernay	18	Agholor / Folk	6
Justin Tucker	14	Harris / Montgomery	6
Rashod Bateman	12	N/A	(N/A)

INTERCEPTIONS [YARDS]

Marcus Williams	3 (33)	Jalen Mills	1 (13)
-----------------	--------	-------------	--------

SACKS [YARDS]

Justin Houston	2 (-14)	Matt Judon	2 (-13)
Calais Campbell	1 (-1)	Barmore / Bentley	1 (N/A)
Madubuike / Queen	0.5 (N/A)	Tavai / Wise	1 (N/A)

TACKLES

Marcus Williams	22	Bentley / Bryant	12
Clark / Humphrey / Queen	14	Judon / McCourty	9

GROSS PUNTING [NET]

Jordan Stout	46.5 (39.3)	Jake Bailey	40.6 (34.9)
--------------	-------------	-------------	-------------

FIELD GOALS [PCT.]

Justin Tucker	2/2 (100.0)	Nick Folk	1/2 (50.0)
---------------	-------------	-----------	------------

PUNT RETURN YARDS [AVG.]

Devin Duvernay	22 (7.3)	Myles Bryant	34 (6.8)
----------------	----------	--------------	----------

KICKOFF RETURN YARDS [AVG.]

Devin Duvernay	103 (103.0)	Pierre Strong	48 (24.0)
----------------	-------------	---------------	-----------

2022 TALE OF THE TAPE

Category	Ravens	Patriots
Record	1-1	1-1
Current Streak	Lost 1	Won 1
Points Scored	62	24
TDs Scored	8	3
Rushing TDs Scored	1	1
Passing TDs Scored	6	2
TDs on Returns	1	0
Points Against	51	34
TDs Allowed	7	3
Rushing TDs Allowed	0	0
Passing TDs Allowed	7	2
TDs on Returns Allowed	0	1
KOR Avg. For	103.0	28.3
KOR Avg. Against	22.0	14.0
PR Avg. For	7.3	6.8
PR Avg. Against	12.7	0.0
Sacks	4	6
Sacks Allowed	2	2
Interceptions	3	1
Interceptions Thrown	1	2
Fumbles Lost/Recovered	0/1	2/1

RAVENS COACHES, MILESTONES & MORE

RAVENS COACHES

Name (Coaching Experience: NFL /Ravens)	Title
John Harbaugh (25/15)	Head Coach
Chris Horton (9/9)	Special Teams Coordinator
Mike Macdonald (8/8)	Defensive Coordinator
Greg Roman (25/8)*	Offensive Coordinator
Randy Brown (19/15)	Special Teams Coach
Joe D'Alessandris (14/6)	Offensive Line Coach
Mike Devlin (20/1)*	Assistant Offensive Line Coach
Kerry Dixon (1/1)	Assistant Quarterbacks Coach
George Godsey (12/1)	Tight Ends Coach
Chris Hewitt (11/11)	Pass Game Coordinator / Secondary
Rob Leonard (10/1)	Outside Linebackers Coach
D'Anton Lynn (9/2)*	Safeties Coach
Tee Martin (2/2)	Wide Receivers Coach
Zach Orr (6/5)	Inside Linebackers Coach
Ryan Osborn (1/1)*	Defensive Assistant
Jay Peterson (2/2)	Defensive Assistant
Matt Robinson (2/2)*	Defensive Assistant
Steve Saunders (7/7)	Head Strength & Conditioning Coach
Daniel Stern (7/7)*	Offensive Assistant
Travis Switzer (6/6)*	Offensive Assistant
James Urban (19/5)	Quarterbacks Coach
Craig Ver Steeg (16/15)	Running Backs Coach
Anthony Weaver (11/2)	Assistant Head Coach / Defensive Line
T.J. Weist (5/5)	Special Teams Coach
Keith Williams (2/2)	Pass Game Specialist

*Located in the booth on gameday

RAVENS PRONUNCIATION GUIDE

PLAYERS

Tyler Badie (BAY-dee); **Vince Biegel** (BEE-gull); **Calais Campbell** (cuh-LAY-us); **Devin Duvernay** (DOO-ver-nay); **Daniel Faalele** (FAH-ah-LAY-lay); **Charlie Kolar** (KOH-ler); **Justin Madubuike** (mad-uh-BEE-kay); **Patrick Mekari** (muh-CARE-ee); **David Ojabo** (oh-JOBB-oh); **Odafe Oweh** (uh-DAH-fay, OH-way); **James Proche II** (pro-SHAY); **Kevon Seymour** (KEE-von); **Tylan Wallace** (TIE-luhn); **Ar'Darius Washington** (ar-DARE-ee-us)

COACHES

Joe D'Alessandris (dell-ah-SAN-dress); **D'Anton Lynn** (DANT-in); **Craig Ver Steeg** (ver-STEGG); **T.J. Weist** (WEEST)

MILESTONES ON THE HORIZON

John Harbaugh

- Harbaugh (149 total victories) is one win shy of reaching 150 total victories (including playoffs) in his career.

TE Mark Andrews

- Andrews (30) needs 1 receiving TD to pass WR Torrey Smith for second most in team history. TE Todd Heap holds the franchise record, with 41 receiving TDs as a Raven.

- Andrews (8) needs 100 receiving yards to tie WR Mark Clayton's record for the most 100-yard receiving games in Ravens history.

- Andrews (193) is 7 first-down receptions away from 200. In reaching 200, he'd become the third Raven (Derrick Mason, 316; Todd Heap, 286) in franchise history to hit that mark.

CB Marlon Humphrey

- Humphrey (9) needs 1 INT to become the third Raven in franchise history to register double-digit INTs and double-digit FFs (12) throughout a career. In doing so, he'd join Hall of Famers Ray Lewis (31 INTs & 19 FFs) and Ed Reed (61 INTs & 11 FFs) as the only Ravens to accomplish that feat.

K Justin Tucker

- Tucker (149) is one 40-plus-yard FG shy of 150 makes from 40 and beyond in his career. He's also one 50-plus-yard FG shy of 50 makes from 50 and beyond in his career. Incredibly, he's 149-of-177 (83.7%) on attempts from 40-plus and 49-of-67 (73.1% on attempts from 50-plus since entering the league in 2012.

S Marcus Williams

- Williams needs 1 INT in Week 3 to become the first Raven since DB Cary Williams (2012) to register an INT in three consecutive games played.

RAVENS RADIO BROADCASTS

- The Ravens' 2022 radio team features Gerry Sandusky and former Ravens DB and Hall of Famer Rod Woodson. Sandusky, WBAL-TV 11's sports director, delivers the play-by-play for the broadcast team, while Woodson serves as the color analyst.

- Games can be heard on 98 Rock WIYY (97.9 FM), WBAL 1090 AM, WBAL 101.5 FM, ESPN 630 AM, BaltimoreRavens.com, the Ravens mobile app and on our regional affiliates. This network broadcasts each Ravens game across five states – including Maryland, Pennsylvania, Delaware, West Virginia and Kentucky – and Washington D.C.

- With a crew consisting of David Andrade (play-by-play), Allen Gutierrez (analyst) and Victor Flores (producer), the Spanish radio broadcast of all Ravens games can be heard on Radio La Mera Mera 1050 AM and WTTZ 93.5 FM. The broadcast will also stream digitally on the Ravens Mobile App, and the Ravens' and Tico Sports' respective websites.



BALTIMORE'S 2022 OPPONENTS

REG. SEASON SERIES	2022	SERIES HISTORY AND NOTES
 <p>Ravens Record: 10-2 Home: 6-0 Away: 4-2 Last: W, 24-9 – 9/11/22 at NYJ</p>	<p>Overall: 1-1 Home: 0-1 Away: 1-0 Under Saleh: 4-15</p>	<p>In its 24-9 wire-to-wire, season-opening victory at NYJ (9/11), Baltimore limited the Jets to just 2-of-14 (14.3%) on third down, adding 2 takeaways (1 INT & 1 FR) in the contest. On the other side of the ball, Lamar Jackson eclipsed 10,000 career passing yards, tossing 3 TDs for the 14th time in his career.</p>
 <p>Ravens Record: 8-8 Home: 4-2 Away: 4-6 Last: L, 42-38 – 9/18/22 vs. Mia.</p>	<p>Overall: 2-0 Home: 1-0 Away: 1-0 Under McDaniel: 2-0</p>	<p>Despite a strong performance from QB Lamar Jackson, who completed 21-of-29 passes for 318 yards and 3 TDs (142.6 rating), while adding 119 rushing yards and 1 TD on 9 carries (13.2 avg.), Miami outlasted the Ravens, 42-38. Jackson surpassed Mike Vick for the most 100-yard rushing games by a QB in NFL history (11).</p>
 <p>Ravens Record: 2-9 Home: 2-3 Away: 0-6 Last: L, 23-17 – 11/15/20 at NE</p>	<p>Overall: 1-1 Home: N/A Away: 1-1 Under Belichick: 255-100</p>	<p>Though his teams play New England close, the Patriots are John Harbaugh's only AFC opponent that he's yet to beat on the road during the regular season. Under Harbaugh, Baltimore's four one-score outcomes in road contests against New England are the franchise's most against a single non-AFC North opponent.</p>
 <p>Ravens Record: 6-3 Home: 5-1 Away: 1-2 Last: W, 24-17 – 12/8/19 at Buf.</p>	<p>Overall: 2-0 Home: 1-0 Away: 1-0 Under McDermott: 51-32</p>	<p>Baltimore is 5-1 (.833) all time in Ravens-Bills clashes at "The Bank." Both QB Lamar Jackson and QB Josh Allen made their NFL debuts the last time Buffalo traveled to Baltimore (9/9/18). In the contest, Jackson appeared in multiple two-QB sets, completing a 24-yard pass and rushing for 39 yards on 7 carries.</p>
 <p>Ravens Record: 27-25 Home: 17-9 Away: 10-16 Last: L, 41-21 – 12/26/21 at Cin.</p>	<p>Overall: 0-2 Home: 0-1 Away: 0-1 Under Taylor: 16-34-1</p>	<p>QB Lamar Jackson made his first-career start in a 24-21 home victory against Cincinnati (11/18/18), completing 13-of-19 passes for 150 yards and 1 INT, while adding 119 rushing yards on 26 carries, in the contest. Jackson's 119 rushing yards stand as the most by a QB in his first-career start in NFL history.</p>
 <p>Ravens Record: 4-2 Home: 3-0 Away: 1-2 Last: W, 27-13 – 12/27/20 vs. NYG</p>	<p>Overall: 2-0 Home: 1-0 Away: 1-0 Under Daboll: 2-0</p>	<p>The Ravens and Giants squared off in Super Bowl XXXV on January 28, 2001. Baltimore dominated the Giants, 34-7, in the contest, securing the franchise's first-ever Super Bowl title. Ray Lewis earned Super Bowl XXXV MVP honors, and the Ravens tied a then-Super Bowl record with 4 INTs.</p>
 <p>Ravens Record: 34-12 Home: 18-5 Away: 16-7 Last: L, 24-22 – 12/12/21 at Cle.</p>	<p>Overall: 1-1 Home: 0-1 Away: 1-0 Under Stefanski: 20-15</p>	<p>The Ravens own a 34-12 all-time series lead over the Browns and a 23-5 record against Cleveland during the Harbaugh Era (since 2008). Baltimore's 23 total victories and 12 home wins against Cleveland since 2008 are each the franchise's most against a single opponent during the John Harbaugh Era.</p>
 <p>Ravens Record: 4-2 Home: 2-1 Away: 2-1 Last: W, 20-12 – 12/16/18 vs. TB</p>	<p>Overall: 2-0 Home: N/A Away: 2-0 Under Bowles: 2-0</p>	<p>The Tampa Bay Buccaneers are one of two teams (Detroit) that head coach John Harbaugh has never lost to, posting a 3-0 record. In their last matchup in Tampa (10/12/14), QB Joe Flacco became the fastest QB (16 minutes and 3 seconds) in NFL history to toss a quintet of touchdowns at the start of a game.</p>
 <p>Ravens Record: 5-2 Home: 3-2 Away: 2-0 Last: L, 24-23 – 10/21/18 vs. NO</p>	<p>Overall: 1-1 Home: 0-1 Away: 1-0 Under Allen: 1-1</p>	<p>The Ravens defeated the San Francisco 49ers in Super Bowl XLVII in New Orleans, capturing the franchise's second championship. In their last meeting against the Saints in New Orleans (11/24/14), a 34-27 victory, RB Justin Forsett posted 22 carries for a career-high 182 yards (8.3 ypc) and 2 TDs.</p>
 <p>Ravens Record: 2-4 Home: 1-1 Away: 1-3 Last: L, 36-21 – 10/28/18 at Car.</p>	<p>Overall: 0-2 Home: 0-1 Away: 0-1 Under Rhule: 10-25</p>	<p>The last time the Ravens hosted the Panthers (9/28/14), a 38-10 victory for Baltimore, Ravens WR Steve Smith Sr. gashed his former team for 139 yards on 7 receptions, becoming the oldest player (35) in NFL history to produce 400 yards in the first four games of a season – a feat that still stands today.</p>
 <p>Ravens Record: 10-12 Home: 7-5 Away: 3-7 Last: W, 40-14 – 12/20/20 vs. Jax.</p>	<p>Overall: 1-1 Home: 1-0 Away: 0-1 Under Pederson: 1-1</p>	<p>This is the 23rd Ravens-Jaguars regular season matchup, marking the most games Baltimore has faced against a non-AFC North opponent in its history. The Ravens are 10-12 all time against Jacksonville, losing the first eight matchups, before winning the next six and exchanging victories one-for-one over the last eight.</p>
 <p>Ravens Record: 7-6 Home: 5-1 Away: 2-5 Last: W, 23-7 – 10/3/21 at Den.</p>	<p>Overall: 1-1 Home: 1-0 Away: 0-1 Under Hackett: 1-1</p>	<p>Baltimore is 5-1 (.833) in home games against Denver, with a 3-1 (.750) record with John Harbaugh at the helm (since 2008). The last time Baltimore played host to Denver (9/23/18), the Ravens scored 20 unanswered points, beating the previously unbeaten Broncos, 27-14.</p>
 <p>Ravens Record: 23-29 Home: 13-13 Away: 10-16 Last: L, 16-13 (OT) – 1/9/22</p>	<p>Overall: 1-1 Home: 1-0 Away: 1-0 Under Tomlin: 156-85-2</p>	<p>In 2022, John Harbaugh's Ravens and Mike Tomlin's Steelers will meet for the 32nd & 33rd time (including playoffs), eclipsing Curly Lambeau and Steve Owen (31) for the second-most head-to-head battles by a pair of opposing head coaches in league history (Lambeau vs. George Halas – 49).</p>
 <p>Ravens Record: 4-2 Home: 2-0 Away: 2-2 Last: W, 26-16 – 12/2/18 at Atl.</p>	<p>Overall: 0-2 Home: 0-1 Away: 0-1 Under Smith: 7-12</p>	<p>This is the third game in franchise history in which Baltimore will host the Atlanta Falcons. In its last such matchup (10/19/14), Baltimore produced 5 sacks, including 2 sacks each by DLBs Elvis Dumervil and Pernell McPhee, jumping out to a 17-0 halftime lead and ultimately defeating the Falcons, 29-7.</p>

RAVENS WINNING WAYS

TOP FRANCHISES / SINCE 2000

TOTAL WINS

1. New England Patriots..... 285
2. Pittsburgh Steelers..... 242
3. Green Bay Packers..... 238
4. Indianapolis Colts..... 230
5. Baltimore Ravens..... 226
6. Philadelphia Eagles..... 219

SUPER BOWL BERTHS

1. New England Patriots..... 9
2. New York Giants..... 3
Pittsburgh Steelers..... 3
Sea. Seahawks, STL/LAR Rams.. 3
5. Baltimore Ravens, Car., Den... 2
Ind., KC, Phi., SF, TB..... 2

SUPER BOWL TITLES

1. New England Patriots..... 6
2. Baltimore Ravens..... 2
New York Giants..... 2
Pittsburgh Steelers..... 2
Tampa Bay Buccaneers..... 2
6. Eight Teams..... 1

CONF. TITLE GAMES

1. New England Patriots..... 13
2. Green Bay Packers..... 6
Philadelphia Eagles..... 6
Pittsburgh Steelers..... 6
5. San Francisco 49ers..... 5
6. Baltimore Ravens, Ind., KC... 4

WINNING SEASONS

1. New England Patriots..... 20
2. Green Bay Packers..... 17
Pittsburgh Steelers..... 17
4. Indianapolis Colts..... 16
5. Baltimore, Phi., Sea..... 15

PLAYOFF BERTHS

1. New England Patriots..... 18
2. Green Bay Packers..... 16
3. Indianapolis Colts..... 15
4. Phi., Pit, Sea..... 14
7. Baltimore..... 13

PLAYOFF GAMES

1. New England Patriots..... 42
2. Green Bay Packers..... 29
3. Baltimore Ravens..... 27
Ind., Phi., Pit., Sea..... 27
8. Kansas City, New Orleans... 19

PLAYOFF WINS

1. New England Patriots..... 30
2. Baltimore Ravens..... 16
3. Pittsburgh Steelers..... 15
4. Green Bay Packers..... 14
Philadelphia, Seattle..... 14

TWO-TIME SUPER BOWL CHAMPIONS



In a magnificent effort showcasing thrilling performances by their defense, offense and special teams units, the Baltimore Ravens won Super Bowl XXXV with a 34-7 victory over the New York Giants. Allowing the Giants a meager 152 total net yards, New York's attack crossed midfield just twice, while Baltimore's "D" posted 4 INTs. LB Ray Lewis was named the game's MVP, capping an accolade-filled season in which he was also tabbed the NFL's Defensive Player of the Year.

Baltimore defeated San Francisco, 34-31, in Super Bowl XLVII, capturing the franchise's second World Championship. After an amazing first-half performance, the Ravens took a commanding 28-6 lead. But following a bizarre, 34-minute power outage that halted play, the 49ers stormed back into contention. Clinging to a 34-29 edge late in the game, the Ravens stood firm on a pivotal goal-line stand, jamming SF on four-straight plays inside the 7-yard line. QB Joe Flacco was named the game's MVP.

PLAYOFF PERFORMERS

FRANCHISE PLAYOFF WINNING PERCENTAGES [SINCE 1970 MERGER]

Rk.	Team	Record	Pct.
1.	New England Patriots*****	36-21	.632
2.	New York Giants****	20-12	.625
3.	San Francisco 49ers*****	34-21	.618
4.	Baltimore Ravens**	16-11	.593
5.	Pittsburgh Steelers*****	36-26	.581

* Number of Super Bowl Titles

JOHN HARBAUGH ERA [SINCE 2008]

PLAYOFF BERTHS

1. New England Patriots..... 12
2. Green Bay Packers..... 11
3. Baltimore Ravens..... 9
Kansas City Chiefs..... 9
Pittsburgh Steelers..... 9
Seattle Seahawks..... 9
7. Indianapolis Colts..... 8
New Orleans Saints..... 8
Philadelphia Eagles..... 8

TOTAL WINS

1. New England Patriots..... 180
2. Green Bay Packers..... 157
3. Pittsburgh Steelers..... 153
4. New Orleans Saints..... 151
5. Baltimore Ravens..... 149
6. Kansas City Chiefs..... 139
Seattle Seahawks..... 139
8. Indianapolis Colts..... 134
9. Dallas, Philadelphia..... 128

PLAYOFF WINS

1. New England Patriots..... 16
2. Baltimore Ravens..... 11
Green Bay Packers..... 11
4. Seattle Seahawks..... 10
5. Kansas City, San Francisco... 9

PLAYOFF GAMES

1. New England Patriots..... 25
2. Green Bay Packers..... 21
3. Baltimore Ravens..... 19
4. Seattle Seahawks..... 18
5. Kansas City Chiefs..... 17

AFC TITLE GAMES

1. New England Patriots..... 8
2. Kansas City Chiefs..... 4
3. Baltimore Ravens..... 3
Pittsburgh Steelers..... 3
5. Denver, Indianapolis..... 2
NY Jets..... 2

PLAYOFF ROAD WINS

1. Baltimore Ravens..... 8
2. Green Bay Packers..... 5
San Francisco 49ers..... 5
4. New York Jets..... 4
5. LA Rams, Philadelphia..... 3
Seattle, Tampa Bay, Tennessee.. 3

REG. SEASON WINS

1. New England Patriots..... 164
2. Green Bay Packers..... 146
3. Pittsburgh Steelers..... 145
4. New Orleans Saints..... 143
5. Baltimore Ravens..... 138
6. Kansas City Chiefs..... 130
7. Seattle Seahawks..... 129

REG. SEASON HOME WINS

1. New England Patriots..... 91
2. Green Bay Packers..... 87
3. Baltimore Ravens..... 82
4. Pittsburgh Steelers..... 81
5. New Orleans Saints..... 76
6. Minnesota Vikings..... 74
Seattle Seahawks..... 74

SUPER BOWL SUCCESS

The Ravens are one of five franchises (New England, NY Giants, Pittsburgh & Tampa Bay) to win multiple Super Bowls since 2000.

HEAD COACH JOHN HARBAUGH



RECORDS (2008-22)

- Overall Career Record 149-97
- Regular Season Record 138-89
- at Home 82-32
- on Road 56-57
- vs. AFC 102-68
- vs. AFC North 50-34
- vs. NFC 36-21
- Playoff Record 11-8
- Home Playoff Games 2-2
- Road Playoff Games 8-6
- Super Bowl Record 1-0
- vs. Patriots (incl. playoffs) 4-7



ALL-TIME RAVENS COACHING RECORDS

John Harbaugh is the third head coach in Baltimore Ravens history. He is the franchise's all-time winningest coach (149 total victories), 11 of which have come in the playoffs.

Coach	Seasons	Reg. Season	Playoffs	Total
John Harbaugh	2008-22	138-89	11-8	149-97
Brian Billick	1997-2007	80-64	5-3	85-67
Ted Marchibroda	1996-98	16-31-1	n/a	16-31-1

HARBAUGH FAST FACTS

John Harbaugh has led the Ravens to a playoff berth in nine (2008-12, 2014 & 2018-20) of his 14 full seasons, and in 2012, captured the franchise's second Super Bowl title. In 2019, Coach Harbaugh became the first Ravens coach ever to win Associated Press NFL Coach of the Year Award.

Here are several more Harbaugh quick hits:

✗ Harbaugh owns the most road playoff wins (eight) by a HC in NFL history. Tom Landry (Dal.) and Tom Coughlin (Jax./NYG) are second with seven each.

✗ Under Harbaugh, Baltimore is one of six teams (NE, GB, KC, Pit. & Sea.) to earn a playoff berth in at least nine of the past 14 full seasons. Baltimore is also one of 10 teams (KC, Buf., GB, LAR, NE, NO, Phi. Sea. & Ten.) to make the playoffs in at least three of the past four seasons (2018-21).

✗ In 2019, the Ravens posted a franchise-best 14-2 record. Baltimore won a team-record 12 straight games to close out the regular season, earning its first-ever No. 1 playoff seed.

✗ Coach Harbaugh has led the Ravens to four AFC North Division titles (2011-12, 2018-19).

✗ The Ravens' 11 playoff wins since 2008 tie (GB) for the second most in the NFL (New England - 16).

✗ Under "Harbs," the Ravens have secured an appearance in three AFC Championship games (2008, 2011 & 2012).

✗ "Harbs" is the only head coach in NFL history to win a playoff game in each of his first four and five seasons.

✗ John and his brother, Jim (formerly of the 49ers), are the only head coaches to advance to three conference title games in the first five years as NFL bosses.

✗ Harbaugh is the only coach in NFL history to win a playoff game in six of the first seven seasons of a coaching career.

✗ In 2012, Harbaugh became the third coach (with Bill Cowher & Chuck Knox) since the 1970 merger to guide his team to the playoffs in each of his first five seasons.

✗ With the Ravens' 2014 playoff berth, Harbaugh became one of eight coaches in NFL history to make the postseason in six of their first seven seasons coaching.

RAVENS UNDER HARBAUGH: SINCE 2008

3

AFC TITLE GAMES
3RD MOST,
TIED, PIT.

8

ROAD PLAYOFF WINS
NFL'S MOST

9

PLAYOFF BERTHS
3RD MOST,
TIED, KC, PIT. & SEA.

11

PLAYOFF WINS
2ND MOST, TIED, GB

82

WINS AT HOME
3RD MOST

149

TOTAL VICTORIES
5TH MOST

HEAD COACH JOHN HARBAUGH

ACTIVE HEAD COACH WINNING PERCENTAGE

Baltimore Ravens head coach John Harbaugh owns the fourth-best winning percentage (.606) among active coaches (min. 100 games), compiling a strong 149-97 record (including playoffs).

2022 ACTIVE HEAD COACHES / CAREER WINNING PERCENTAGE (TOTALS INCLUDE REGULAR SEASON & PLAYOFF GAMES / MIN. 100 GAMES)

Rank	Coach	Teams	Seasons	Record	Pct.
1.	Bill Belichick	Cle./NE	1991-95, 2000-22	322-157	.672
2.	Mike Tomlin	Pit.	2007-22	163-95-2	.631
3.	Andy Reid	Phi./KC	1999-2012, 2013-22	254-151-1	.627
4.	John Harbaugh	Bal.	2008-22	149-97	.606
5.	Mike McCarthy	GB/Dal.	2006-18, 2020-22	154-102-2	.601
6.	Pete Carroll	NYJ/NE/Sea.	1994, 1997-99, 2010-22	164-115-1	.588
7.	Ron Rivera	Car./Was.	2011-22	94-88	.517

COACHES WITH AT LEAST NINE PLAYOFF BERTHS — IN FIRST 14 NFL SEASONS —

Coach	Berths
Tony Dungy	11
Bud Grant	11
Marty Schottenheimer	11
Pete Carroll	10
Bill Cowher	10
Mike Holmgren	10
Mike McCarthy	10
John Harbaugh	9
Joe Gibbs	9
Chuck Knox	9
Chuck Noll	9
Sean Payton	9
Andy Reid	9
Mike Tomlin	9

COACH HARBAUGH'S CAREER STOPS

Team	Position	Years
Baltimore Ravens	Head Coach	2008-22
Philadelphia Eagles	Secondary	2007
Philadelphia Eagles	Special Teams Coordinator	1998-2006
Indiana University	DBs / Special Teams Coord.	1997
University of Cincinnati	Assistant Head Coach	1995-96
University of Cincinnati	TEs / OLBs / RBs / Special Teams	1989-94
Morehead State	DBs / ST Coord. / S&C Coach	1988
University of Pittsburgh	Tight Ends	1987
Western Michigan	Graduate Assistant	1984-86

HARBS IN ELITE COMPANY

MOST PLAYOFF WINS BY A HEAD COACH / FIRST 14 SEASONS

Coach (Teams)	Playoff Wins	Coach (Teams)	Playoff Wins
Joe Gibbs (Was.)	17	John Harbaugh (Bal.)	11
Bill Belichick (Cle./NE)	15	Pete Carroll (NYJ/NE/Sea.)	11
Chuck Noll (Pit.)	14	Mike Holmgren (GB/Sea.)	11
Bill Cowher (Pit.)	12	Bill Parcells (NYG/NE/NYJ/Dal.)	11

HARBS' RAVENS TENURE

Year	Record	Playoffs (Result)
2022	1-1	TBD
2021	8-9	No Playoff Berth
2020	11-5	1-1 (Advanced to Divisional Round)
2019	14-2	0-1 (No. 1 Seed / Advanced to Divisional Round)
2018	10-6	0-1 (Advanced to Wild Card Round)
2017	9-7	No Playoff Berth
2016	8-8	No Playoff Berth
2015	5-11	No Playoff Berth
2014	10-6	1-1 (Advanced to Divisional Round)
2013	8-8	No Playoff Berth
2012	10-6	4-0 (Won Super Bowl XLVII)
2011	12-4	1-1 (Advanced to AFC Championship)
2010	12-4	1-1 (Advanced to Divisional Round)
2009	9-7	1-1 (Advanced to Divisional Round)
2008	11-5	2-1 (Advanced to AFC Championship)

DURING HARBAUGH ERA / SINCE 2008

TOTAL WINS (REG + POST)

Rk.	Team	Total Wins
1.	New England	180
2.	Green Bay	157
3.	Pittsburgh	153
4.	New Orleans	151
5.	Baltimore	149
6.	Seattle	139

PLAYOFF BERTHS

Berths	Team (Seasons)
12	NE ('09-19, '21)
11	GB ('09-16, '19-21)
9	Bal. ('08-12, '14, '18-20)
9	KC ('10, '13, '15-21)
9	Pit. ('08, '10-11, '14-17, '20-21)
9	Sea. ('10, '12-16, '18-20)

POSTSEASON SUCCESS: 2022 ACTIVE COACHES

PLAYOFF WIN PERCENTAGE (MIN. 6 GAMES)

Rk.	Coach	Rec.	Pct.
1.	Bill Belichick	31-13	.705
2.	Sean McVay	7-3	.700
3.	Doug Pederson	4-2	.667
	Kyle Shanahan	4-2	.667
5.	John Harbaugh	11-8	.579

SUPER BOWL TITLES

1.	Bill Belichick	6
2.	John Harbaugh	1
	Pete Carroll	1
	Mike McCarthy	1
	Sean McVay	1
	Doug Pederson	1
	Andy Reid	1
	Mike Tomlin	1

HARBS' REGULAR SEASON TRENDS

• September	32-17
• October	26-26
• November	40-17
• December	36-25
• January	4-4
• Leading at halftime	111-24
• Leading after 3 quarters	120-19
• When scoring first	101-33
• Positive or even turnover ratio	108-38
• Scoring 20 or more points	118-42
• Scoring 30 or more points	57-7
• Totaling 350 or more net yards	81-36
• Rushing for 150 or more yards	56-15
• Holding opponent under 250 net yards	47-7
• Holding opponent under 21 points	111-19

RAVENS OFFENSIVE NOTES



GREG ROMAN
4TH SEASON AS RAVENS
OFFENSIVE COORDINATOR

*2019 NFL ASSISTANT
COACH OF THE YEAR*

**MOST CONSECUTIVE GAMES
W/ 100+ RUSHING YARDS
(PRO FOOTBALL HISTORY)**

Baltimore Ravens (2018-21)	43
Pittsburgh Steelers (1974-77)	43
Detroit Lions (1935-39)	38

ROMAN'S OFFENSES RACK UP TEAM RECORDS

In 2019, Baltimore set single-season franchise records in total TDs (64), points (531), net yards (6,521), rushing yards (3,296) and first downs (386). In 2020, the Ravens posted the second-most total TDs (55), points (468) and rushing yards (3,071) in franchise history, while 2021's 6,440 total yards stand second.

TOTAL TDs			POINTS		
Rk.	Year	TDs	Rk.	Year	Points
1.	2019	64	1.	2019	531
2.	2020	55	2.	2020	468
3.	2009	47	3.	2014	409

NET YARDS			RUSHING YARDS		
Rk.	Year	Yards	Rk.	Year	Yards
1.	2019	6,521	1.	2019	3,296
2.	2021	6,440	2.	2020	3,071
3.	2018	5,999	3.	2003	2,674

DID YOU KNOW?

- During the John Harbaugh Era (since 2008) when rushing for at least 125 yards, the Ravens have produced an 81-23 record. Baltimore is 56-15 when rushing for at least 150 yards and 30-4 when tallying at least 200 yards, under Coach Harbaugh.
- Eight of the Ravens' all-time Top 13 rushing outputs have occurred since 2018, when QB Lamar Jackson became the starter: 404 at Cin. in 2020 (1st), 296 at Cle. in 2018 (4th), 294 vs. Dal. in 2020 (5th), 285 at LAR in 2019 (7th), 269 vs. Cin. in 2019 (9th), 267 vs. Cin. in 2018 (10th), 265 vs. Pit. in 2020 (11th) & 265 at Mia. in 2019 (11th).
- The 2020 Ravens became the first team in NFL history to have three players – QB Lamar Jackson, RB J.K. Dobbins & RB Gus Edwards – each tally at least 700 rushing yards and 6 rushing TDs.
- Since QB Lamar Jackson became Baltimore's starter in Week 11 of 2018, the Ravens have rushed for at least 200 yards in an NFL-high 23 games. (Tennessee is second with 13 such games.)

TOP 2021 OFFENSIVE RANKINGS

TOTAL FIRST DOWNS		RUSHING YPG	
1.	Kansas City 419	1.	Philadelphia 159.7
2.	Tampa Bay 404	2.	Indianapolis 149.4
3.	LA Chargers 401	3.	Baltimore 145.8
4.	Buffalo 398	4.	Cleveland 145.4
5.	Baltimore 394	5.	Tennessee 141.4

POINTS SCORED / 2-MIN. OFF.		THREE-AND-OUT PCT.	
1.	Baltimore 41	1.	Kansas City 10.1
	Detroit 41	2.	LA Rams 13.3
3.	Cincinnati 40	3.	Buffalo 14.0
4.	Indianapolis 37	4.	Baltimore 14.9
5.	San Francisco 36	5.	New England 15.4

CHEWING UP THE CLOCK

In 2021, the Ravens' offense ranked third in the NFL in average time of possession, producing a 32:22 mark.

AVERAGE TIME OF POSSESSION / 2021 SEASON

Rk.	Team	Avg. TOP	Record
1.	Green Bay Packers	32:43	13-4
2.	Tennessee Titans	32:40	12-5
3.	Baltimore Ravens	32:22	8-9
4.	Indianapolis Colts	31:44	9-8

OFFENSIVE RANKINGS SINCE 2019 / ROMAN AS RAVENS O.C.

POINTS PER GAME		RUSHING YARDS PER GAME	
1.	Tampa Bay 29.4	1.	Baltimore 177.7
2.	Kansas City 28.9	2.	Tennessee 146.9
3.	Baltimore 28.4	3.	Cleveland 140.1

RAVENS SET NFL RECORD

From Week 11 of 2018, when QB Lamar Jackson became the Ravens' starter, through Week 9 of 2020, Baltimore scored 20+ points in 31 straight regular season games, marking the longest streak in NFL history.

CONSECUTIVE GAMES SCORING 20+ POINTS / NFL HISTORY

Rk.	Team	Dates	Cons. Games
1.	Baltimore	11/18/2018 – 11/08/2020	31
2.	Denver	12/02/2012 – 11/09/2014	30
3.	St. Louis	09/12/1999 – 11/26/2000	28

MOST RUSHING YARDS IN A 16-GAME NFL SEASON

Rk.	Team (Year)	Yards	Avg.	Att.
1.	Baltimore (2019)	3,296	5.53	596
2.	New England (1978)	3,165	4.72	671
3.	Baltimore (2020)	3,071	5.53	555
4.	Kansas City (1978)	2,986	4.50	663
5.	Chicago (1984)	2,974	4.41	674

RAVENS DEFENSIVE NOTES



MIKE MACDONALD

1ST SEASON AS
RAVENS DEFENSIVE COORDINATOR

“Mike is one of us – a Raven through and through. During his initial seven seasons with us, it was evident that his leadership, intelligence and passion would earn him the opportunity to be a defensive coordinator in the NFL.”

- Head coach John Harbaugh on defensive coordinator Mike Macdonald

2021 SUCCESS AT MICHIGAN

- In his lone season (2021) coordinating Michigan’s defense, Mike Macdonald helped guide the Wolverines to their first Big Ten title since 2004 and an appearance in the CFP semifinals.
- Macdonald’s unit produced the nation’s eighth-ranked scoring defense (17.4 ppg), also finishing 20th in yards allowed per game (330.9) and 11th in red zone touchdown efficiency (45.7%).
- Macdonald played an instrumental role in the 2021 standout performance of Wolverines’ DE Aidan Hutchinson, who earned first-team All-American honors and was a Heisman Trophy finalist after producing a career-high and single-season school record 14 sacks.
- Additionally, Macdonald guided Ravens’ 2022 second-round draft pick OLB David Ojabo, whose 11 sacks tied for fourth most in single-season school history, while his 5 FFs set a single-season Michigan record.

TOP 2021 RAVENS DEFENSIVE RANKINGS

RUSHING YPG DEFENSE / 2021

Rk.	Team	YPG
1.	Baltimore Ravens	84.5
2.	Tennessee Titans.....	84.6
3.	Tampa Bay Buccaneers.....	92.5

THIRD-DOWN DEFENSE / 2021

Rk.	Team	Pct.
1.	Buffalo Bills	30.8
2.	Dallas Cowboys	34.1
3.	Baltimore Ravens	34.8

OPP. 3RD- & 4TH-AND-1 CONVERSION PCT. / 2021

Rk.	Team	Pct.
1.	Cincinnati Bengals	59.3
2.	Minnesota Vikings	60.0
3.	New York Jets	63.0
4.	Baltimore Ravens.....	63.3

DEFENSIVE CHARTS UNDER COACH MACDONALD

From 2018-20, Macdonald led a Ravens’ linebackers corps that helped Baltimore produce the NFL’s No. 1 overall defense (307.8 ypg) during that span, while also permitting the league’s fewest points per game (18.2).

RAVENS DEFENSIVE RANKINGS FROM 2018-20

POINTS ALLOWED PER GAME	YARDS ALLOWED PER GAME
1. Baltimore 18.2	1. Baltimore 307.8
2. New England 18.8	2. Pittsburgh 312.4
3. Chicago..... 19.8	3. San Francisco 314.3
4. Pittsburgh 20.3	4. Buffalo 315.0

In 2017, alongside pass game coordinator/secondary coach Chris Hewitt, Macdonald helped guide a defensive backfield that contributed to the NFL’s most INTs (22) and forced turnovers (34). Baltimore also finished second in the league in both defensive passer rating (72.4) and defensive TDs (five).

DEFENSIVE RANKINGS UNDER HARBAUGH

Mike Macdonald now leads a defense that, during the John Harbaugh Era (2008-22), has been superb, ranking either No. 1 or No. 2 in several major defensive categories.

2	2	1
POINTS ALLOWED PER GAME	TOTAL NET YARDS ALLOWED PER GAME	RUSHING YARDS ALLOWED PER GAME
19.3	320.3	964
1	2	1
SCRIMMAGE TDs ALLOWED	OPPONENT PASSER RATING	THIRD-DOWN DEFENSE
438	81.6	35.9

DEFENSIVE FAST FACTS

- Under John Harbaugh, the Ravens have posted a Top 5 scoring defense in seven of his 14 full seasons. Additionally, Baltimore has boasted 10 Top 10 defenses (yards allowed).
- Since 2017, 34 shutouts have been pitched by defenses throughout the NFL. Of those, a league-high 4 (tied w/ New England) have come courtesy of the Ravens.

11 – QB hits by the Ravens’ defense in the Week 1 win at NYJ. Baltimore also allowed just 9 points in Mike Macdonald’s Ravens defensive coordinator debut.

2-of-13 – The Jets’ third-down conversions/attempts in Baltimore’s Week 1 win, producing the NFL’s best such defensive mark (14.3%) on 2022 Kickoff Weekend.

RAVENS SPECIAL TEAMS NOTES



CHRIS HORTON
4TH SEASON AS RAVENS
SPECIAL TEAMS COORDINATOR

RAVENS SINCE 2011

13 TOTAL RETURN TDs
NFL'S THIRD MOST

7 KICKOFF RETURN TDs
NFL'S SECOND MOST

6 PUNT RETURN TDs
NFL'S FOURTH MOST
(TIED WITH DEN., LAR & PHI.)

DUVERNAY: 2021 PRO BOWL RETURNER

In 2021, first-team All-Pro and Pro Bowler WR/RS Devin Duvernay produced a 13.8 PR average, ranking No. 1 in the NFL. His 360 PR yards stood as the NFL's second most.

NFL PUNT RETURN AVERAGE / 2021

Rk.	Player (Team)	PR	Yards	Avg.	Long	TDs
1.	Devin Duvernay (Bal.)	26	360	13.8	42	0
2.	Jakeem Grant (Chi.)	26	309	11.9	97t	1
	Gunner Olszewski (NE)	26	309	11.9	27	0

In 2021, Duvernay also ranked No. 1 in the NFL in 20+ yard PRs.

PUNT RETURNS OF 20+ YARDS / 2021

Rk.	Player (Team)	20+ Yard PR
1.	Devin Duvernay (Bal.)	6
2.	Jakeem Grant (Chi.)	4
	Gunner Olszewski (NE)	4

BALTIMORE BLOCK PARTY

BLOCKED KICKS / SINCE 2014

Rk.	Team	Blocks
1.	Philadelphia	21
2.	New England	20
3.	Denver	19
4.	Miami	17
5.	Baltimore	16

RAVENS' 16 BLOCKS (SINCE 2014): BREAKDOWN

Total Blocks	16	1st Qtr.	4	When Losing	9
FG Blocks	10	2nd Qtr.	2	When Winning	5
PAT Blocks	3	3rd Qtr.	3	When Tied	2
Punt Blocks	3	4th Qtr.	7	Record	12-4

3 — Punts inside the 20 by rookie P Jordan Stout in his Week 1 NFL debut in Baltimore's 24-9 win over NYJ.

A RICH HISTORY OF SPECIAL TEAMS

Following the retirement of longtime ST coordinator Jerry Rosburg in 2019, Chris Horton took over as the special teams coach. Horton, who served as Rosburg's assistant for three seasons (2016-18), leads the standout special teams battery.

SEVEN PRO BOWL SPECIALISTS

• Seven Ravens have earned 14 combined Pro Bowl honors during the John Harbaugh Era (since 2008): ST Brendon Ayanbadejo (2008), K Billy Cundiff (2010), RS Devin Duvernay (2021), RS Jacoby Jones (2012), K Justin Tucker (2013, 2016 & 2019-21), LS Morgan Cox (2015, 2016 & 2019-20) and P Sam Koch (2015).

PRIME KICKER & PUNTER

• Five-time Pro Bowl K Justin Tucker, who the Ravens signed as a rookie free agent, owns the NFL's most FGs (328) since entering the NFL in 2012. With a 91.1% career success mark, "Tuck" is the most accurate kicker in league history (328-of-360 on FGAs). Earning his first Pro Bowl nod in 2015, now-retired P Sam Koch's 46.7 gross avg. ranked No. 9 in the NFL that season, while his 42.9 net avg. was No. 2. In 2017, Koch led the NFL in both punts inside the 10 (16) and the 20 (a franchise-record 40).

RAVENS' RETURN MEN SOAR

• Dating back to 2011, six different Ravens have returned punts for touchdowns: WR Michael Campanaro, WR Kaelin Clay, WR Tandon Doss, CB Cyrus Jones, WR Jacoby Jones and DB Lardarius Webb.

DUVERNAY NETS ANOTHER KOR-TD

• In Week 2 vs. Miami, WR Devin Duvernay registered a 103-yard KOR-TD to open the game, marking the league's first KOR-TD of the 2022 season and the second (93 yards on 9/28/20 vs. KC) of Duvernay's career. It also marked the first time in franchise history that Baltimore returned the opening-game kickoff for a TD. With the play, Duvernay became the second Raven ever to record multiple regular season KOR-TDs in a career (2), joining WR Jacoby Jones (4).

NO. 1 KOR AVERAGE UNDER HARBAUGH

Since 2008, when John Harbaugh became the Ravens' head coach, Baltimore owns the NFL's No. 1 KOR average (24.9).

NFL KICKOFF RETURN AVERAGE (SINCE 2008 / HARBAUGH'S BALTIMORE TENURE)

Rk.	Team	KOR	Yards	Avg.	Long	TDs
1.	Baltimore	559	13,916	24.9	108t	9
2.	Minnesota	605	14,779	24.4	109t	12
3.	NY Jets	676	16,118	23.8	107t	8

RAVENS PERSONNEL NOTES



ERIC DeCOSTA

27TH SEASON WITH RAVENS
4TH AS EVP & GENERAL MANAGER

RAVENS SCOUTING HISTORY / SINCE 1996

30 HOMEGROWN RAVENS
PRO BOWLERS

26 DRAFTED RAVENS TO
EARN PRO BOWL HONORS

4 UNDRAFTED ROOKIES TO
EARN PRO BOWL HONORS

HOMEGROWN PRO BOWLERS

The Ravens have had 51 different players earn Pro Bowl honors since the team's 1996 inception. Of those, 30 are homegrown – 26 drafted and 4 signed as a rookie free agent.

RAVENS HOMEGROWN PRO BOWLERS / SINCE 1996 INCEPTION

Year Drafted (Rd.)	Name	Pro Bowls
1996 (1st)	LB Ray Lewis	13
1996 (1st)	T Jonathan Ogden	11
2002 (1st)	S Ed Reed	9
2007 (3rd)	G Marshal Yanda	8
2003 (1st)	OLB Terrell Suggs	7
2006 (1st)	DT Haloti Ngata	5
2012 (RFA)	K Justin Tucker #	5
1997 (1st)	OLB Peter Boulware	4
2010 (RFA)	LS Morgan Cox #	4
2014 (1st)	LB C.J. Mosley	4
1999 (1st)	CB Chris McAlister	3
2017 (RFA)	FB Patrick Ricard #	3
2008 (2nd)	Ray Rice	3
2018 (3rd)	TE Mark Andrews	2
2018 (3rd)	T Orlando Brown Jr.	2
2001 (1st)	TE Todd Heap	2
2017 (1st)	CB Marlon Humphrey	2
2018 (1st)	QB Lamar Jackson %	2
2016 (5th)	OLB Matthew Judon	2
1996 (5th)	WR/RS Jermaine Lewis	2
2007 (4th)	FB Le'Ron McClain	2
2000 (6th)	OLB Adalius Thomas	2
2020 (3rd)	WR/RS Devin Duvernay	1
2007 (1st)	G Ben Grubbs	1
2013 (4th)	FB Kyle Juszczyk	1
2006 (6th)	P Sam Koch	1
2000 (1st)	RB Jamal Lewis	1
2002 (RFA)	LB Bart Scott #	1
2016 (1st)	T Ronnie Stanley	1
2013 (3rd)	DT Brandon Williams	1

Undrafted Rookie Free Agent

Bold Indicates 2021 Pro Bowler

FIRST-ROUND FINDS

The Ravens have tabbed 28 players in the first round. These picks have earned 66 combined Pro Bowls, multiple POTY Awards, an NFL MVP honor, two Super Bowl MVPs and three HOF selections.

RAVENS ALL-TIME FIRST-ROUND DRAFT PICKS

Year	Name	Pick	Pro Bowls
1996	T Jonathan Ogden * ~	4	11
1996	LB Ray Lewis + + ~ ~	26	13
1997	LB Peter Boulware *	4	4
1998	CB Duane Starks	10	
1999	CB Chris McAlister	10	3
2000	RB Jamal Lewis * =	5	1
2000	WR Travis Taylor	10	
2001	TE Todd Heap	31	2
2002	S Ed Reed * + ~	24	9
2003	OLB Terrell Suggs * +	10	7
2003	QB Kyle Boller	19	
2005	WR Mark Clayton *	22	
2006	DT Haloti Ngata *	12	5
2007	G Ben Grubbs *	29	2
2008	QB Joe Flacco ^ ~	18	
2009	T Michael Oher *	23	
2011	CB Jimmy Smith	27	
2013	S Matt Elam	32	
2014	LB C.J. Mosley *	17	4
2015	WR Breshad Perriman	26	
2016	T Ronnie Stanley	6	1
2017	CB Marlon Humphrey	16	2
2018	TE Hayden Hurst	25	
2018	QB Lamar Jackson %	32	2
2019	WR Marquise Brown	25	
2020	ILB Patrick Queen *	28	
2021	WR Rashod Bateman	27	
2021	OLB Odafe Oweh*	31	

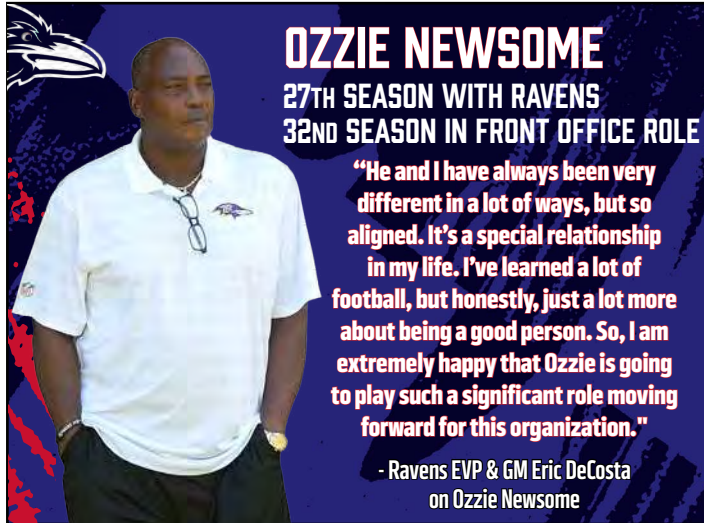
% NFL MVP ~ Super Bowl MVP + Defensive Player of the Year
= Offensive Player of the Year ~ Pro Football Hall of Fame
* All-Rookie Team ^ NFL Rookie of the Year (Fan Vote)

Baltimore has drafted three players (Ogden, Lewis & Reed) who were selected to the Pro Football Hall of Fame. For Ogden & Lewis, it was the first time ever two players were drafted in the same round (1st in 1996) by a team and reached the HOF in their initial year of eligibility.

Eric DeCosta has been with the franchise since Day One, first beginning as an intern during the inaugural 1996 season and then ascending to the personnel department's chief decision-maker in 2019. Prior to being named EVP/GM – succeeding the legendary Ozzie Newsome – DeCosta, 50, received GM interview offers annually from multiple teams in recent years. However, he never seriously considered leaving Baltimore, which has always aligned perfectly with what he envisioned to be his dream job.



RAVENS PERSONNEL NOTES



OZZIE NEWSOME

27TH SEASON WITH RAVENS
32ND SEASON IN FRONT OFFICE ROLE

"He and I have always been very different in a lot of ways, but so aligned. It's a special relationship in my life. I've learned a lot of football, but honestly, just a lot more about being a good person. So, I am extremely happy that Ozzie is going to play such a significant role moving forward for this organization."

- Ravens EVP & GM Eric DeCosta on Ozzie Newsome

"20/20 CLUB"

The Ravens' "20/20 Club" includes members of the personnel staff who started with as young assistants and grew into evaluators with more input. The term "20/20" refers to hiring 20-year-olds for \$20,000. But according to Ozzie Newsome: "The guys actually started when they were a little older than 20 and for more than \$20,000, but that's what we call them."

RAVENS "2020 CLUB" GRADUATES / CURRENT SCOUTS

Name	Joined Ravens	Current Title
George Kokinis	1991 (w/ Browns)	Dir. of Player Personnel
Eric DeCosta	1996	EVP & General Manager
Joe Hortiz	1998	Dir. of Player Personnel
Mark Azevedo	2005	Asst. Dir. of Player Personnel
David Blackburn	2007	Director of College Scouting
Andrew Raphael	2013	National Scout
Brandon Berning	2015	Midwest/SW Area Scout
Joey Cleary	2015	Southeast Area Scout
Corey Frazier	2017	West Coast Area Scout
"Q" Attenoukon	2017	Area Scout
Patrick McDonough	2018	Northeast Area Scout
Chas Stallard	2018	Southwest Area Scout

ALL-PRO DRAFT PICKS

Over the past 26 seasons, led by Ozzie Newsome and Eric DeCosta, Baltimore has drafted a league-high (tied) 17 players who have earned AP first-team All-Pro honors. When including undrafted rookies LS Morgan Cox and K Justin Tucker, the Ravens have produced 19 "homegrown" AP first-team All-Pro selections since their 1996 inception.

MOST DRAFT CHOICES TO EARN AP FIRST-TEAM ALL-PRO [SINCE 1996 / RAVENS INCEPTION]

1. Baltimore ...17	Mark Andrews (1)	Ray Lewis (7)	Ed Reed (5)
New England . . 17	Devin Duvernay (1)	Chris McAlister (1)	Ronnie Stanley (1)
Pittsburgh 17	Marlon Humphrey (1)	Le'Ron McClain (1)	Terrell Suggs (1)
4. Dallas 16	Lamar Jackson (1)	Haloti Ngata (2)	Adalius Thomas (1)
San Francisco . . 16	Jamal Lewis (1)	Jonathan Ogden (4)	Marshal Yanda (2)
	Jermaine Lewis (1)	Kelechi Osemele (1)	

SUCCESS ACROSS THE DRAFT BOARD

1ST ROUND

Jonathan Ogden ('96), Ray Lewis ('96), Peter Boulware ('97), Chris McAlister ('99), Jamal Lewis ('00), Todd Heap ('01), Ed Reed ('02), Terrell Suggs ('03), Haloti Ngata ('06), Ben Grubbs ('07), Joe Flacco ('08), Michael Oher ('09), Jimmy Smith ('11), C.J. Mosley ('14), Ronnie Stanley ('16), Marlon Humphrey ('17), Lamar Jackson ('18), Marquise Brown ('19), Patrick Queen ('20)

2ND ROUND

Jamie Sharper ('97), Anthony Weaver ('02), Ray Rice ('08), Paul Kruger ('09), Torrey Smith ('11), Courtney Upshaw ('12), Kelechi Osemele ('12), Tyus Bowser ('17), J.K. Dobbins ('20)

3RD ROUND

Casey Rabach ('01), Marshal Yanda ('07), Lardarius Webb ('09), Brandon Williams ('13), Orlando Brown Jr. ('18), Mark Andrews ('18), Devin Duvernay ('20), Justin Madubuike ('20)

4TH ROUND

Edwin Mulitalo ('99), Edgerton Hartwell ('01), Jarret Johnson ('03), Le'Ron McClain ('07), Dennis Pitta ('10), Kyle Juszczyk ('13), Za'Darius Smith ('15), Tavon Young ('16), Anthony Averett ('18)

5TH ROUND

Jermaine Lewis ('96), Dawan Landry ('06), Arthur Jones ('10), Pernelle McPhee ('11), Rick Wagner ('13), Nick Boyle ('15), Matthew Judon ('16)

6TH ROUND

Adalius Thomas ('00), Chester Taylor ('02), Sam Koch ('06), Tyrod Taylor ('11), Ryan Jensen ('13), Darren Waller ('15), Chuck Clark ('17), Bradley Bozeman ('18), DeShon Elliott ('18)

7TH ROUND

DeAngelo Tyson ('12), Michael Campanaro ('14), Zach Sieler ('18)

RFA

Mike Flynn ('97), Priest Holmes ('97), Will Demps ('02), Bart Scott ('02), Ma'ake Kemoeatu ('02), Jameel McClain ('08), Dannell Ellerbe ('09), Morgan Cox ('10), Josh Byner ('11), Justin Tucker ('12), James Hurst ('14), Zach Orr ('14), Patrick Onwuasor ('16), Michael Pierce ('16), Matt Skura ('16), Patrick Ricard ('17), Chris Board ('18), Gus Edwards ('18), Patrick Mekari ('19), Tyler Huntley ('20)

Ozzie Newsome's legacy is unlike any the game has seen. Known throughout all of sports as a premier leader, he is a Hall of Fame player, the architect of Baltimore's 2000 and 2012 Super Bowl championship teams and an elite evaluator who became the NFL's first African American GM. In 2019, his longtime top lieutenant, Eric DeCosta, took over as the Ravens' EVP & GM. However, Newsome maintains a significant role within the organization as its executive VP.

RAVENS IRONMEN / TURNOVER NOTES

RAVENS IRONMEN

RAVENS CONSECUTIVE GAMES PLAYED / ACTIVE STREAKS



JUSTIN TUCKER
163

PATRICK QUEEN
35

MARK ANDREWS
23

RAVENS CONSECUTIVE GAMES PLAYED / ALL-TIME STREAKS

Rk.	Player	Games	Years
1.	Sam Koch	239	2006-20
2.	Justin Tucker	163	2012-present
3.	Jarret Johnson	129	2003-11
4.	Joe Flacco	122	2008-15
5.	Anthony Levine Sr.	117	2013-20
6.	Peter Boulware	111	1997-2003

RAVENS ALL-TIME GAMES PLAYED

Rk.	Player	Games	Years
1.	Sam Koch	256	2006-21
2.	Terrell Suggs	229	2003-18
3.	Ray Lewis	228	1996-2012
4.	Matt Stover	207	1996-2008
5.	Jonathan Ogden	177	1996-2007
	Marshal Yanda	177	2007-19
7.	Morgan Cox	165	2010-20
8.	Justin Tucker	163	2012-present
	Joe Flacco	163	2008-18
10.	Ed Reed	160	2002-12
11.	Anthony Levine Sr.	146	2012-21
12.	Jarret Johnson	143	2003-11
13.	Chris McAlister	135	1999-2008
	Haloti Ngata	135	2006-14
15.	Mike Flynn	134	1998-2007
	Kelly Gregg	134	2001-10
17.	Todd Heap	133	2001-10
18.	Jimmy Smith	128	2011-21
19.	Ladarius Webb	127	2009-17
20.	Peter Boulware	126	1997-2005
21.	Brandon Williams	123	2013-21
22.	Cornell Brown	109	1997-2004
	Bart Scott	109	2002-08
24.	Edwin Mulitalo	106	1999-2006
25.	Adalius Thomas	97	2000-06

TURNOVER MARGIN SINCE 2008

Since John Harbaugh's 2008 Baltimore arrival, the Ravens have produced the NFL's fifth-best turnover differential (+49).

NFL's TOP TURNOVER DIFFERENTIALS [SINCE 2008 / JOHN HARBAUGH ERA]

Rk.	Team	Takeaways	Giveaways	Turnover Diff.
1.	New England	397	235	+162
2.	Green Bay	364	241	+123
3.	Seattle	357	280	+77
4.	Kansas City	359	283	+76
5.	Baltimore	349	300	+49

TURNOVER MARGIN AT HOME

Baltimore owns a +53 differential at home during the John Harbaugh Era, ranking as the league's fourth-best mark.

NFL's TOP TURNOVER DIFFERENTIALS / AT HOME [SINCE 2008 / JOHN HARBAUGH ERA]

Rk.	Team	Takeaways	Giveaways	Turnover Diff.
1.	Green Bay	209	104	+105
2.	New England	204	116	+88
3.	Seattle	192	128	+64
4.	Baltimore	192	139	+53

TURNOVER TABLE SINCE 2000

Year	TA/TO	Plus/Minus	Record
2022	4/1	+3	1-1
2021	15/26	-11	8-9
2020	22/18	+4	11-5
2019	25/15	+10	14-2
2018	17/20	-3	10-6
2017	34/17	+17	9-7
2016	28/23	+5	8-8
2015	14/28	-14	5-11
2014	22/20	+2	10-6
2013	24/29	-5	8-8
2012	25/16	+9	10-6
2011	26/24	+2	12-4
2010	27/20	+7	12-4
2009	32/22	+10	9-7
2008	34/21	+13	11-5
2007	23/40	-17	5-11
2006	40/23	+17	13-3
2005	26/36	-10	6-10
2004	34/23	+11	9-7
2003	41/38	+3	10-6
2002	31/32	-1	7-9
2001	28/36	-8	10-6
2000	49/26	+23	12-4
Total	621/554	+67	210-145

THE RAVENS ARE...

SINCE 2000, HERE ARE THE RAVENS' RECORDS IN A GAME:

When turnover ratio is +2 or better 86-6

When turnover ratio is +1 or better 129-20

When turnover ratio is even 43-29

When turnover ratio is negative 38-95

THAT M&T MAGIC

HOME UNDER HARBS

Under John Harbaugh (since 2008), the Ravens own the NFL's third-best home winning percentage (.719), going 82-32 at M&T Bank Stadium.

NFL'S BEST REGULAR SEASON HOME RECORDS (JOHN HARBAUGH ERA / SINCE 2008)

Rk.	Team	Record	Pct.
1.	New England Patriots	91-22	.805
2.	Green Bay Packers	87-24-2	.779
3.	Baltimore Ravens	82-32	.719
4.	Pittsburgh Steelers	81-32-1	.715
5.	New Orleans Saints	76-37	.673

RAVENS DEFEND THE BANK

The Ravens have been outstanding at home since they arrived in Baltimore. Below are their respective home records and corresponding NFL rankings during several periods.

RAVENS HOME RECORDS / NFL RANKINGS

Time Period (Milestone)	Record	NFL Rank
Since 2010 (Past 12 Seasons)	70-28	3
Since 2008 (John Harbaugh's Arrival)	82-32	3
Since 2000 (First Super Bowl Season)	128-50	3
Since 1998 (M&T Bank Stadium Opened)	136-58	3
Since 1996 (Team's Inception)	143-66-1	4

HOME "D" UNDER HARBS (SINCE 2008)

17.7 **78.8** **309.0**

POINTS ALLOWED
PER GAME
(NFL'S BEST)

OPPONENT PASSER
RATING
(NFL'S 3RD BEST)
BUFFALO - 76.0, GB - 78.5

YARDS ALLOWED
PER GAME
(NFL'S 2ND BEST)
PITTSBURGH - 307.2

X DATING BACK TO 2008, THE RAVENS HAVE OUTSCORED OPPONENTS 2,946 TO 2,016 AT HOME. IN THEIR 82 WINS DURING THIS SPAN, THE MARGIN OF VICTORY HAS BEEN 14.4 POINTS PER GAME.

X THE RAVENS OWN A +930 POINT DIFFERENTIAL AT HOME UNDER JOHN HARBAUGH, RANKING NO. 3 IN THE NFL (NE IS +1,284 & GB IS +1,054).

X BALTIMORE IS 38-0 UNDER HARBAUGH WHEN ALLOWING 12 POINTS OR FEWER AT HOME.

HOME "D" DOMINANCE DATES WAY BACK

The Ravens' "D" has been stout at home for many seasons. Since 2003, Baltimore ranks at the top in several key categories:

BEST NFL DEFENSES AT HOME / SINCE 2003

POINTS PER GAME (Fewest Allowed)	TOTAL DEFENSE (Fewest Yards Allowed)
1. Baltimore 17.3	1. Pittsburgh 300.3
New England 17.3	2. Baltimore 301.6
3. Pittsburgh 18.3	3. Buffalo 316.9
TAKEAWAYS	DEFENSIVE TDs
1. Baltimore 291	1. Arizona 34
2. New England 289	2. Baltimore 33
3. Buffalo 276	3. Green Bay 29
4. Green Bay 273	Tennessee 29

HOME FAST FACTS

- Under head coach John Harbaugh, the Ravens are 20-5 in September home games. The Ravens have won 23 of their past 28 home games in the month of September (dating back to 2006).
- Under Coach Harbaugh, the Ravens are 24-6 in November home games, producing the NFL's second-best such record. The Ravens have won 22 of their past 27 home games during the month.
- The Ravens are 24-9 at home in the month of December under John Harbaugh and 44-17 in such games during their history.
- Under Coach Harbaugh (since 2008), Baltimore has gone 22-7 against NFC teams at M&T Bank Stadium, producing the best home record by an AFC squad vs. the "other" conference.
- Baltimore has won 25 of its last 32 home games vs. NFC teams.
- In their history, the Ravens have hosted 27 games when the temperature was below 40 degrees. Baltimore is 21-5-1 in such cold weather games.
- Baltimore is 9-2 at home in November against AFC North foes under Harbaugh. Overall under Harbaugh, the Ravens are 28-14 in home games played against AFC North foes.
- Baltimore has won 23 of its last 34 home games vs. AFC North foes.
- The Ravens are 18-5 at home all time against teams from the West Coast/Pacific TZ. (Ari. - 3-1, LV - 6-1, LAC - 4-1, LAR - 0-1, SF - 3-0 & Sea. - 2-1).

BEST HOME DEFENSE

Baltimore has permitted an NFL-low 17.5 ppg at home during the John Harbaugh Era. Under "Harbs," the Ravens are 36-0 at home when allowing 10 points or fewer. In 23 of those games, the Ravens gave up no more than 7 points.

FEWEST POINTS PER GAME
ALLOWED AT HOME
(SINCE 2008 / JOHN HARBAUGH ERA)

BALTIMORE	17.7
NEW ENGLAND	18.4
PITTSBURGH	18.7



ALL-TIME RESULTS / TRENDS

RAVENS REGULAR SEASON RECORDS

	Overall Record	Home	Away
Overall	234-184-1	143-66-1	91-118
In M&T Bank Stadium (since 1998)	136-58	136-58	n/a
Coached by Ted Marchibroda	16-31-1	11-12-1	5-19
Coached by Brian Billick	80-64	50-22	30-42
Coached by John Harbaugh	138-89	82-32	56-57
vs. AFC Teams	173-143	105-54	68-89
vs. AFC North	68-52	40-20	28-32
vs. AFC Central (1996-2001)	26-28	13-14	13-14
vs. AFC East	28-23	19-6	9-17
vs. AFC South	23-18	15-6	8-12
vs. AFC West	28-22	18-8	10-14
vs. NFC Teams	61-41-1	38-12-1	23-29
vs. NFC North	11-9	7-3	4-6
vs. NFC Central (1996-2001)	3-5	3-1	0-4
vs. NFC East	17-9-1	10-2-1	7-7
vs. NFC South	12-8	6-4	6-4
vs. NFC West	18-10	12-2	6-8
On Monday Night Football	15-13	6-3	9-10
On Tuesday	1-0	1-0	0-0
On Wednesday	0-1	0-0	0-1
On Thursday Night Football	8-6	7-1	1-5
On Saturday	4-1	2-0	2-1
On Sunday Night Football	17-13	11-4	6-9
In Overtime	15-16-1	9-6-1	6-10
Ravens Shutout Wins	14-0	6-0	8-0
In Season Openers	15-12	9-4	6-8
Indoors	8-16	n/a	8-16

Note: Baltimore has played in Houston's Reliant/NRG Stadium six times (4-2), Indy's Lucas Oil Stadium three times (1-2), Dallas' Texas Stadium once (1-0), Atlanta's Mercedes-Benz Stadium once (1-0) and Las Vegas' Allegiant Stadium once (0-1). Four of those games at Reliant Stadium/NRG Stadium (12/13/10, 10/21/12, 12/21/14 & 9/20/20), and one at Allegiant Stadium (9/13/21), came when the roof was closed, meaning those games were "indoors," while the other games listed are considered "outdoors" due to open roofs. One of these games at Lucas Oil Stadium (11/8/20) came when the roof was opened, deeming that an outdoor game.

In August	0-1	0-1	0-0
In September	55-35	34-10	21-25
In October	45-53	23-21	22-32
In November	65-43-1	39-15-1	26-28
In December	63-46	44-17	19-29
In January	6-6	3-2	3-4

RAVENS REGULAR RESULTS WHEN...

Team	Since 2000	Since 2008	2022	Offense	Since 2000	Since 2008	2022
Record	210-145	138-89	1-1	Scoring 20 or more points	168-57	118-42	1-1
vs. AFC North (since 2002)	68-52	51-34	0-0	Scoring 30 or more points	77-9	57-7	0-1
vs. AFC	156-111	102-68	1-1	Having 20 or more first downs	106-63	84-44	0-1
vs. NFC	54-34	36-21	0-0	Totaling 350 or more net yards	106-51	81-36	0-1
Home	128-50	82-32	0-1	At least 35 minutes time of poss.	63-9	43-7	0-0
Away	82-95	56-57	1-0	Rushing for 150 or more yards	81-23	56-15	0-1
On grass	111-85	73-49	0-1	When not throwing an INT	117-30	79-23	0-1
Artificial turf	99-60	65-40	1-0	With a 100-yard rusher	72-25	44-12	0-1
Outdoors	203-132	132-81	1-1	Without a 100-yard rusher	138-120	94-77	1-0
Indoors	7-13	6-8	0-0	With a 100-yard receiver	44-30	32-21	0-1
September	47-28	32-17	1-1	Without a 100-yard receiver	166-115	106-68	1-0
October	42-42	26-26	0-0	With a 300-yard passer	24-21	22-16	0-1
November	60-31	40-17	0-0	Without a 300-yard passer	186-124	117-63	1-0
December	55-39	36-25	0-0	Defense	Since 2000	Since 2008	2022
January	6-5	4-4	0-0	When scoring a defensive TD	51-9	29-6	0-0
Leading at halftime	166-30	111-24	1-1	When returning an INT for a TD	35-4	17-3	0-0
Trailing at halftime	32-101	19-58	0-0	When returning a fumble for a TD	19-5	15-3	0-0
Tied at halftime	12-14	8-7	0-0	Recording 3 or more sacks	109-43	64-29	1-0
Tied after 3 quarters	5-8	3-4	0-0	Holding opp. under 250 net yards	74-20	47-7	0-0
Leading after 3 quarters	178-24	120-19	1-1	Holding opp. under 21 points	168-40	111-19	1-0
Trailing after 3 quarters	27-113	15-66	0-0	Holding opp. under 15 points	125-15	77-5	1-0
Decided by 7 points or fewer	87-83	56-59	0-1	Allowing a 100-yard rusher	22-30	14-20	0-0
Decided by 3 points or fewer	48-46	32-32	0-0	Not allowing a 100-yard rusher	188-115	124-69	1-1
When scoring first	145-48	101-33	1-1	Allowing a 100-yard receiver	42-47	26-31	0-1
When not scoring first	65-97	37-56	0-0	Not allowing a 100-yard receiver	168-98	112-58	1-0
Positive or even turnover ratio	172-50	108-38	1-1	Allowing a 300-yard passer	30-33	21-27	1-1
Negative turnover ratio	38-95	30-51	0-0	Not allowing a 300-yard passer	180-112	117-62	0-0
Winning penalty ratio	90-58	59-32	1-1				
Losing penalty ratio	101-74	64-46	0-0				
Overtime	13-14	9-11	0-0				
When returning a KOR for a TD	5-5	5-4	0-1				
When returning a PR for a TD	9-3	5-1	0-0				

PLAYER NOTES - JACKSON



QUICK CAREER NOTES

- ✗ Baltimore is 38-13 with Jackson as its regular season starter. Since his first NFL start (Week 11 of 2018), his 38 wins are the fifth most among all NFL QBs.
- ✗ Jackson is the only QB in NFL history to record multiple career games (three) with at least 3 TD passes *and* 100 rushing yards: 2022 vs. Mia., 2021 vs. Min. & 2019 at Cle. All other QBs have six such games combined, with none producing more than one.
- ✗ In 2021, Jackson recorded at least 200 passing yards *and* 50 rushing yards in seven games, tying Randall Cunningham (1990) and Jackson's own 2019 campaign for the most such performances in NFL single-season history.
- ✗ In 2020, Jackson (1,005) became the first QB in NFL history to surpass the 1,000-yard rushing milestone in multiple seasons, also doing so in 2019 (1,206).
- ✗ Jackson (2019-20), Josh Allen (2020-21) and Deshaun Watson (2018-19) are the only QBs with at least 25 TD passes and 5 rushing TDs in consecutive seasons in NFL history.
- ✗ Jackson is the fastest QB in league history (59 games) to reach 10,000 passing yards & 3,500 rushing yards.
- ✗ Jackson has 11 career regular season games with at least 100 rushing yards, the most by a QB in NFL history.
- ✗ Jackson is the only player in NFL history to throw a TD of 75-plus yards *and* rush for a TD of 75-plus yards in a single game (2022 vs. Mia.).

MOST REGULAR SEASON WINS BY A STARTING QB (SINCE WEEK 11 OF 2018 / JACKSON'S FIRST NFL START)

Rk.	Quarterback (Team)	Record
1.	Tom Brady (NE/TB)	42-15
	Aaron Rodgers (GB)	42-15
	Patrick Mahomes (KC)	42-12
4.	Josh Allen (Buf.)	39-18
5.	Lamar Jackson (Bal.)	38-13

DUAL THREAT DYNAMO

GAMES W/ 200+ PASS YARDS
AND 100+ RUSH YARDS
[NFL HISTORY]

1. Lamar Jackson (Bal.) 6
2. Josh Allen (Buf.) 3
- Cam Newton (Car./NE) 3
- Russell Wilson (Sea./Den.) . . . 3

GAMES W/ 3+ PASS TDs
AND 75+ RUSH YARDS
[NFL HISTORY]

1. Lamar Jackson (Bal.) 7
2. Cam Newton (Car./NE) 5
3. Tobin Rote (GB/Det./SD/Den.) . . 3
4. Four Players 2

2019 UNANIMOUS MVP

- ✗ In 2019, Jackson became the only QB in NFL history to produce at least 3,000 passing yards and 1,000 rushing yards in a season. (He had 3,127 passing & 1,206 rushing.)
- ✗ Jackson was responsible for an NFL-best 43 total TDs (36 passing & 7 rushing) in 2019. His 36 TD passes led the NFL and are the most in franchise single-season history.
- ✗ Jackson rushed for 1,206 yards in 2019, marking the most by a quarterback in NFL single-season history.
- ✗ Jackson produced the NFL single-season record for most 100-yard rushing games (5 in 2019) by a quarterback.
- ✗ Jackson (36/7) also became the third QB in NFL history with at least 35 passing TDs & 7 rushing TDs. Steve Young (1994), Cam Newton (2015) and Josh Allen (2020) have also accomplished this feat.
- ✗ In his final eight games of 2019 (he sat out Week 17), Jackson threw 25 TDs and 1 INT, completing 69.4% of his passes for 1,477 yards and a 130.3 rating. He tallied 630 rushing yards & 4 rush TDs.
- ✗ Jackson threw at least 4 TDs in an NFL-best four games in 2019. He also threw at least 3 TDs in an NFL-best eight games.
- ✗ In 2019's Week 15 win vs. NYJ, Jackson rushed for at least 85 yards while throwing for 5 TDs for the second time in his career. (He also did this on 11/25/19 at LAR.) Cam Newton is the only other player in NFL history to accomplish the 85 rushing yards/5 passing TDs feat in a game, doing so in 2015.
- ✗ Jackson posted two perfect passer ratings in 2019 (at Cin. & Mia.), making him one of two QBs in NFL history (Ben Roethlisberger, 2007) to attain the 158.3 mark twice in a season.
- ✗ In Weeks 11 (vs. Hou.) and 12 (at LAR) of 2019, Jackson became the first NFL player ever to throw at least 4 passing TDs and have at least 50 rush yards in back-to-back games.
- ✗ In 2019's Week 6 victory over Cincinnati, Jackson became the first player ever to pass for 200 yards (236) and rush for 150 yards (152) in a regular season game. (Colin Kaepernick also accomplished this feat in a 2013 playoff game.)
- ✗ In the 2019 Divisional Playoff vs. Tennessee, Jackson became the first player in NFL history with at least 350 passing yards (365) and 100 rushing yards (143) in any game.

PLAYER NOTES - JACKSON

MOST WINS BY A QB IN HIS FIRST 50 NFL STARTS [SINCE 1970 MERGER]

Rk.	Quarterback	Wins
1.	Patrick Mahomes	40
	Ken Stabler	40
3.	Lamar Jackson	38
	Tom Brady	38
	Danny White	38

MOST WINS BY A QB IN HIS FIRST 40 NFL STARTS [SINCE 1970 MERGER]

Rk.	Quarterback	Wins
1.	Lamar Jackson	32
	Patrick Mahomes	32
	Dan Marino	32
	Kurt Warner	32

PASSING TOUCHDOWNS

RAVENS SINGLE-GAME HISTORY

QB/Date/Opponent	TDs
Lamar Jackson, 12/12/19 vs. NYJ.	5
Lamar Jackson, 11/25/19 at LAR.	5
Lamar Jackson, 9/8/19 at Mia.	5
Joe Flacco, 10/12/14 at TB	5
Tony Banks, 9/10/00 vs. Jax.	5

COMPLETION PERCENTAGE

RAVENS SINGLE-GAME HISTORY

QB/Date/Opponent	Pct.
Lamar Jackson, 11/10/19 at Cin.	88.2
Lamar Jackson, 10/11/21 vs. Ind.	86.0
Lamar Jackson, 9/8/19 at Mia.	85.0
Lamar Jackson, 11/8/20 at Ind.	82.6

PASSER RATING

RAVENS SINGLE-GAME HISTORY

QB/Date/Opponent	Rate
Lamar Jackson, 11/10/19 at Cin.	158.3
Lamar Jackson, 9/8/19 at Mia.	158.3
Lamar Jackson, 9/13/20 vs. Cle.	152.1
Joe Flacco, 10/12/14 at TB	149.7

Jackson is the youngest QB in NFL history to produce a perfect passer rating. Incredibly, he's done it twice.

CONSECUTIVE PASSES, NO INTs

RAVENS SINGLE-GAME HISTORY

QB/Dates	Passes
Lamar Jackson, 11/25/18 -- 9/29/19	248
Lamar Jackson, 10/6/19 -- 12/8/19	181
Joe Flacco, 9/25/16 -- 10/23/16	176

PASSING TOUCHDOWNS

RAVENS SINGLE-SEASON HISTORY

Rk.	Quarterback (Year)	TDs
1.	Lamar Jackson (2019)	36
2.	Vinny Testaverde (1996)	33
3.	Joe Flacco (2014)	27
4.	Lamar Jackson (2020)	26
5.	Joe Flacco (2010)	25

PASSER RATING

RAVENS SINGLE-SEASON HISTORY

Rk.	Quarterback (Year)	Rate
1.	Lamar Jackson (2019)	113.3
2.	Lamar Jackson (2020)	99.3
3.	Joe Flacco (2010)	93.6
4.	Joe Flacco (2014)	91.0
5.	Joe Flacco (2009)	88.9

TD PASS PERCENTAGE

RAVENS SINGLE-SEASON HISTORY

Rk.	Quarterback (Year)	TD%
1.	Lamar Jackson (2019)	9.0
2.	Lamar Jackson (2020)	6.9
3.	Vinny Testaverde (1996)	6.0
4.	Tony Banks (1999)	5.3
	Trent Dilfer (2000)	5.3

JACKSON NUMBER TO NOTE

8

Quarterbacks, including Lamar Jackson, in league history to record at least 10,000 passing yards and 3,500 rushing yards in a career.

Jackson is the fastest QB in NFL history to hit the dual 10K passing and 3.5K rushing yards milestone, doing so in Week 1 of 2022 in his 59th-career game.

QUARTERBACKS W/ 10,000 PASSING YARDS & 3,500 RUSHING YARDS / NFL HISTORY

Quarterback	Games	Pass	Rush
Lamar Jackson	60	10,498	3,809
Randall Cunningham	162	29,979	4,928
Steve McNair	161	31,304	3,590
Cam Newton	148	32,382	5,628
Fran Tarkenton	246	47,003	3,674
Michael Vick	143	22,464	6,109
Russell Wilson	160	37,618	4,694
Steve Young	169	33,124	4,239

PLAYER NOTES - JACKSON

100-YARD REGULAR SEASON RUSHING GAMES [QB's / SINGLE-SEASON NFL HISTORY]

1. Lamar Jackson (2019) 5
2. Russell Wilson (2014)..... 3
- Michael Vick (2006) 3
- Michael Vick (2004) 3

CAREER 100-YARD REGULAR SEASON RUSHING GAMES [QB's / NFL HISTORY]

1. Lamar Jackson11
2. Michael Vick10
3. Russell Wilson 4
4. J. Allen, R. Cunningham, B. Douglass 3
- D. McNabb, C. Newton & T. Rote 3

CAREER GAMES W/ 5 TD PASSES & 85+ RUSHING YARDS [NFL HISTORY]

1. Lamar Jackson 2
2. Cam Newton 1

Newton's "5/85" game came during his 2015 NFL MVP campaign, just as Jackson's were in 2019.

GAMES WITH 5 TD PASSES [NFL SINGLE-SEASON HISTORY]

1. Peyton Manning (2004)* 4
2. Lamar Jackson (2019)* 3
- Cam Newton (2015)* 3
- Drew Brees (2011) 3
- Tom Brady (2007)* 3
- Daunte Culpepper (2004) 3

*Won NFL MVP

MOST GAMES WITH 4+ TD PASSES [2019 SEASON]

1. Lamar Jackson (Bal.) 4
2. Jimmy Garoppolo (SF) 3
- Daniel Jones (NYG) 3
- Jameis Winston (TB) 3

MOST GAMES WITH 3+ TD PASSES [2019 SEASON]

1. Lamar Jackson (Bal.) 8
2. Drew Brees (NO) 7
3. Dak Prescott (Dal.) 6
4. Patrick Mahomes (KC) 5
- Matthew Stafford (Det.) 5
- Deshaun Watson (Hou.) 5
- Jameis Winston (TB) 5

TOTAL TOUCHDOWNS [2019 SEASON]

1. Lamar Jackson (Bal.) 43
2. Russell Wilson (Sea.) 34
- Jameis Winston (TB) 34

PASSING TOUCHDOWNS [2019 SEASON]

1. Lamar Jackson (Bal.) 36
2. Jameis Winston (TB) 33
3. Russell Wilson (Sea.) 31

NFL PASSER RATING [2019 SEASON]

1. Ryan Tannehill (Ten.) 117.5
2. Drew Brees (NO) 116.3
3. Lamar Jackson (Bal.) 113.3

MOST RUSHING YARDS [QUARTERBACKS / SINGLE-SEASON HISTORY]

1. Lamar Jackson (2019) 1,206
2. Michael Vick (2006) 1,039
3. Lamar Jackson (2020) 1,005
4. Bobby Douglass (1972) 968
5. Randall Cunningham (1990) 942

MOST GAMES WITH 2+ PASSING TDs AND 50+ RUSHING YARDS [SINCE 1970 MERGER]

- ENTIRE CAREER -

Rk.	Player	2+/50+ GAMES	GP/GS
1.	Cam Newton	23	148/144
2.	Randall Cunningham	20	161/135
	Michael Vick	20	143/115
4.	Steve Young	19	169/143
5.	Lamar Jackson	17	60/51
6.	Russell Wilson	16	160/160

- FIRST FIVE SEASONS OF A CAREER -

Rk.	Player	2+/50+ GAMES
1.	Lamar Jackson (Bal.)	17
	Cam Newton (Car.)	17
3.	Josh Allen (Buf.)	11
4.	Randall Cunningham (Phi.)	10
5.	Michael Vick (Atl.)	9
6.	Russell Wilson (Sea.)	8
7.	Kyler Murray (Ari.)	7

PLAYER NOTES - ANDREWS



MARK ANDREWS
#89 | TIGHT END

27
TD GRABS SINCE 2019, MARKING THE MOST AMONG NFL TEs

2X
PRO BOWLER

6
MULTI-TD GAMES SINCE 2019, RANKING NO. 1 AMONG NFL TEs

1X
ALL-PRO

21
RED ZONE TD GRABS SINCE 2019, MARKING THE MOST AMONG NFL TEs

TOP 3 ON RAVENS SINGLE-SEASON CHARTS

En route to his second-career Pro Bowl nod, in 2021, TE Mark Andrews produced single-season franchise records in catches (107) and receiving yards (1,361), adding 9 TDs.

RAVENS' SINGLE-SEASON CHARTS

MOST RECEPTIONS

Rk.	Player (Year)	Receptions
1.	Mark Andrews (2021)	107
2.	Derrick Mason (2007)	103
3.	Marquise Brown (2021)	91

MOST RECEIVING YARDS

Rk.	Player (Year)	Receiving Yards
1.	Mark Andrews (2021)	1,361
2.	Michael Jackson (1996)	1,201
3.	Torrey Smith (2013)	1,128

MOST RECEIVING TDs

Rk.	Player (Year)	Receiving TDs
1.	Michael Jackson (1996)	14
2.	Torrey Smith (2014)	11
3.	Mark Andrews (2019)	10

NFL TIGHT END RECEIVING LEADERS

RECEIVING YARDS

2021		SINCE 2019	
1.	Mark Andrews (Bal.).....1,361	1.	Travis Kelce (KC)..... 3,942
2.	Travis Kelce (KC)..... 1,125	2.	Darren Waller (LV)3,135
3.	Kyle Pitts (Atl.).....1,026	3.	Mark Andrews (Bal.)..... 3,070
4.	George Kittle (SF) 910	4.	George Kittle (SF) 2,597
5.	Dallas Goedert (Phi.)..... 830	5.	Ertz (Ari.) / Goedert (Phi.) .. 2,103

RECEPTIONS

2021		SINCE 2019	
1.	Mark Andrews (Bal.).....107	1.	Travis Kelce (KC)..... 307
2.	Travis Kelce (KC)..... 92	2.	Darren Waller (LV) 262
3.	Dalton Schultz (Dal.) 78	3.	Mark Andrews (Bal.).....243
4.	Zach Ertz (Ari.).....74	4.	Zach Ertz (Ari.)..... 208
5.	Mike Gesicki (Mia.) 73	5.	George Kittle (SF) 204

RECEIVING TOUCHDOWNS

2021		SINCE 2019	
1.	Mark Andrews (Bal.)..... 9	1.	Mark Andrews (Bal.).....27
	Hunter Henry (NE)..... 9	2.	Travis Kelce (KC)..... 26
	Travis Kelce (KC)..... 9	3.	Jared Cook (FA)..... 20
	Dawson Knox (Buf.)..... 9	4.	Hunter Henry (NE)..... 18
5.	Dalton Schultz (Dal.)..... 8	5.	Darren Waller (LV) 15

FIRST DOWN RECEPTIONS

2021		SINCE 2019	
1.	Mark Andrews (Bal.)..... 75	1.	Travis Kelce (KC).....218
2.	Travis Kelce (KC)..... 63	2.	Mark Andrews (Bal.).....165
3.	Pitts (Atl.) / Schultz (Dal.) 43	3.	Darren Waller (LV)160
5.	Goedert (Phi.) / Kittle (SF) 42	4.	George Kittle (SF)127
7.	Zach Ertz (Ari.)..... 40	5.	Zach Ertz (Ari.)..... 112

ANDREWS HAS EYES FOR THE END ZONE

NFL RECEIVING TOUCHDOWNS / SINCE 2019

Rk.	Player (Team)	Receiving TDs
1.	Davante Adams (LV)	36
	Mike Evans (TB)	36
3.	Tyreek Hill (Mia.)	33
4.	Cooper Kupp (LAR)	32
5.	Adam Thielen (Min.)	30
6.	DK Metcalf (Sea.)	29
7.	Stefon Diggs (Buf.)	28
8.	Mark Andrews (Bal.)	27
9.	Travis Kelce (KC)	26
	Tyler Lockett (Sea.)	26

ANDREWS' MONSTER 2021 SEASON

En route to his second-career Pro Bowl nod, in 2021, Andrews:

- Played in all 17 games (nine starts), totaling single-season franchise records in both receptions (107) and receiving yards (1,361), while also producing 9 TDs.
- Led NFL tight ends in all major receiving categories, including yards (1,361), receptions (107), TDs (9 – tied), first downs (75), 20-plus-yard catches (20) and contested catches (18).
- Notched his third-straight season (2019-21) with at least 700 receiving yards and 7 receiving TDs, marking the longest streak reaching those figures in Ravens history. It's also the longest active streak entering 2022 by an NFL tight end.
- Posted at least receiving 100 yards in a Ravens' single-season record five contests.

PLAYER NOTES - ANDREWS

ANDREWS' HISTORIC 2021

TE Mark Andrews produced new single-season franchise records for receptions (107) and receiving yards (1,361). His 1,361 receiving yards also rank third most by a TE in league history and were sixth overall in the NFL during 2021.

MOST RECEIVING YARDS BY A TIGHT END SINGLE-SEASON NFL HISTORY

Rk.	Tight End (Year)	Rec.	Yards	Avg.	TDs
1.	Travis Kelce (2020)	105	1,416	13.5	11
2.	George Kittle (2018)	88	1,377	15.6	5
3.	Mark Andrews (2021)	107	1,361	12.7	9
4.	Travis Kelce (2018)	103	1,336	13.0	10
5.	Rob Gronkowski (2011)	90	1,327	14.7	17

MOST RECEIVING YARDS OVERALL / 2021 SEASON

Rk.	Player	Rec.	Yards	Avg.	TDs
1.	Cooper Kupp (LAR)	145	1,947	13.4	16
2.	Justin Jefferson (Min.)	108	1,616	15.0	10
3.	Davante Adams (GB)	123	1,553	12.6	11
4.	Ja'Marr Chase (Cin.)	81	1,455	18.0	13
5.	Deebo Samuel (SF)	77	1,405	18.2	6
6.	Mark Andrews (Bal.)	107	1,361	12.7	9
7.	Tyreek Hill (KC)	111	1,239	11.2	9
8.	Stefon Diggs (Buf.)	103	1,225	11.9	10

KEEPING IT 100

- In 2021, TE Mark Andrews registered the most 100-yard receiving outings (five) in Ravens single-season history. His eight career performances reaching the century mark rank tied for second all time in Ravens franchise history.

- Andrews' five 100-yard outings in 2021 were the most among NFL tight ends and tied for the fourth most among all players.

100-YARD RECEIVING GAMES IN RAVENS HISTORY

SINGLE SEASON		ALL TIME			
Rk.	Player (Year)	Games	Rk.	Player	Games
1.	Mark Andrews (2021)	5	1.	Mark Clayton	9
2.	Steve Smith Sr. (2014)	4	2.	Mark Andrews	8
	Michael Jackson (1996)	4		Steve Smith Sr.	8
	Mark Clayton (2006)	4	4.	Derrick Mason	7

MOST 100-YARD RECEIVING GAMES OVERALL / 2021

Rk.	Player (Team)	100-Yard Games
1.	Cooper Kupp (LAR)	11
2.	Davante Adams (GB)	8
3.	Justin Jefferson (Min.)	7
4.	Mark Andrews (Bal.)	5
	Chris Godwin (TB)	5
	Tyler Lockett (Sea.)	5
	Deebo Samuel (SF)	5
	Ja'Marr Chase (Cin.)	5

30 TDs IN FIRST FIVE SEASONS

TE Mark Andrews has produced 30 career receiving TDs, joining Mike Ditka (32), Antonio Gates (43), Tony Gonzalez (30), Jimmy Graham (51), Rob Gronkowski (54) and Kellen Winslow Sr. (35) as one of seven TEs in NFL history to reach that mark in the first five seasons of a career.



ROB GRONKOWSKI
54



JIMMY GRAHAM
51



ANTONIO GATES
43



KELLEN WINSLOW SR.
35



MIKE DITKA
32



TONY GONZALEZ
30

30 CAREER RECEIVING TDs



Home	18	2018	3	Red Zone	23
Away	12	2019	10	vs. AFC	23
1st Qtr.	6	2020	7	vs. NFC	7
2nd Qtr.	10	2021	9	vs. AFC North	12
3rd Qtr.	6	2022	1	vs. Blitz	15
4th Qtr.	8	Primetime	7	From Slot	16
OT	0	Team Win	20	20+ Yards	7

LET THE RECORDS SHOW

RAVENS RECORDS / TOP 10 RECEIVING YARDS / ALL TIME

Rk.	Player (Seasons)	Rec.	Yards	Avg.	TDs
1.	Derrick Mason (2005-10)	471	5,777	12.3	29
2.	Todd Heap (2001-10)	467	5,492	11.8	41
3.	Mark Andrews (2018-22)	277	3,622	13.1	30
4.	Torrey Smith (2011-14)	213	3,591	16.9	30
5.	Mark Clayton (2005-09)	234	3,116	13.3	12
6.	Ray Rice (2008-13)	369	3,034	8.2	6
7.	Qadry Ismail (1999-2001)	191	2,819	14.8	18
8.	Travis Taylor (2000-04)	204	2,758	13.5	15
9.	Anquan Boldin (2010-12)	186	2,645	14.2	14
10.	Michael Jackson (1996-98)	183	2,596	14.2	18

TE Mark Andrews already ranks in the Top 5 all time in each of Baltimore's major receiving categories over the course of a Ravens career.

RECEPTIONS

1.	Derrick Mason ...	471
2.	Todd Heap	467
3.	Ray Rice	369
4.	Mark Andrews ..	277

YARDS

1.	Derrick Mason .	5,777
2.	Todd Heap ...	5,492
3.	Mark Andrews .	3,622
4.	Torrey Smith ...	3,591

TDs

1.	Todd Heap	41
2.	Mark Andrews ...	30
	Torrey Smith	30
4.	Derrick Mason ...	29

PLAYER NOTES – DUVERNAY & BATEMAN



DEVIN DUVERNAY
#13 | WR / RETURN SPECIALIST

1X **1X**
ALL-PRO PRO BOWLER

“I’m definitely getting more comfortable, and I’m able to catch the ball and just get my eyes down quickly to see what’s in front of me. I just try to carve out a lane in my brain and just hit it.”

– WR/RS Devin Duvernay on his KOR and PR prowess

A DANGEROUS RETURNER

Since entering the league 2020, WR Devin Duvernay ranks No. 5 in KOR average (27.1) and No. 4 in KOR yards (1,357), while helping his team to the best average starting field position (SFP) following a KOR (-30.0). He’s also the only NFL player with multiple KOR-TDs (2) during that span.

KICKOFF RETURN AVERAGE / SINCE 2020

Rk.	Player (Team)	KORs	Yards	Avg.	Long	SFP	TDs
1.	Jerome Ford (Cle.)	3	96	32.0	44	-28.3	0
2.	Andre Roberts (Car.)	71	2,006	28.3	101t	-28.4	1
3.	Isaiah Rodgers (Ind.)	45	1,236	27.5	101t	-27.8	1
4.	Cordarrelle Patterson (Atl.)	54	1,478	27.4	104t	-26.0	1
5.	Devin Duvernay (Bal.)	50	1,357	27.1	103t	-30.0	2

20+ YARD PUNT RETURNS

Since 2020, WR Devin Duvernay is tied for third in the NFL with six punt returns of 20+ yards.



PUNT RETURNS OF 20+ YARDS / SINCE 2020

Rk.	Player (Team)	20+ Yard PRs
1.	Gunner Olszewski (Pit.)	9
2.	Jakeem Grant (Cle.)	7
3.	Devin Duvernay (Bal.)	6
	Hunter Renfrow (LV)	6
5.	10 Players	4

DID YOU KNOW?

- Duvernay owns the only regular season opening-game KOR-TD in franchise history (9/18/22 vs. Mia.) and is one of two players with multiple KOR-TDs in a Ravens’ career (also WR Jacoby Jones, 4).

- With a 93-yard KOR-TD vs. KC (9/28/20), WR Devin Duvernay became the fifth Ravens rookie and the youngest Raven (23 years, 16 days) in franchise history to record a KOR-TD.

AMONG CLASS LEADERS SINCE HIS DEBUT

SINCE BATEMAN’S DEBUT / WEEK 6 OF 2021

RECEPTIONS / 2021 DRAFT CLASS

Rk.	Player (Team)	Rec.
1.	Jaylen Waddle (Mia.)	92
2.	Amon-Ra St. Brown (Det.)	88
3.	Ja’Marr Chase (Cin.)	73
4.	Pat Freiermuth (Pit.)	58
5.	Najee Harris (Pit.)	53
6.	Rashod Bateman (Bal.)	52
7.	Kyle Pitts (Atl.)	48

RECEIVING YARDS / 2021 DRAFT CLASS


Rk.	Player (Team)	Yards
1.	Ja’Marr Chase (Cin.)	1,182
2.	Jaylen Waddle (Mia.)	1,024
3.	Amon-Ra St. Brown (Det.)	914
4.	Kyle Pitts (Atl.)	756
5.	Rashod Bateman (Bal.)	682
	DeVonta Smith (Phi.)	682

FIRST-DOWN CATCHES / 2021 DRAFT CLASS

Rk.	Player (Team)	1st Downs
1.	Jaylen Waddle (Mia.)	60
2.	Ja’Marr Chase (Cin.)	55
3.	Amon-Ra St. Brown (Det.)	46
4.	Rashod Bateman (Bal.)	33
	DeVonta Smith (Phi.)	33

OFF TO A STRONG START

- WR Rashod Bateman became the fastest player in Ravens history to reach 50 career receptions, doing so in his 14th game.
- Bateman posted a 42.9 receiving ypg average in 2021, ranking second on the Ravens’ all-time rookie chart, trailing only Torrey Smith’s 52.6 ypg average in 2011.



RASHOD BATEMAN
#7 | WIDE RECEIVER

“He’s just put his head down and gone to work. I’ve seen him mature, as far as being a second-year guy in the system, understanding conversions and things of that nature. With a year under his belt, that’s where I’ve seen him grow up and mature going into this upcoming season.”

– WRs Coach Tee Martin on Rashod Bateman

PLAYER NOTES - DOBBINS



J.K. DOBBINS
#27 | RUNNING BACK

Missed entire 2021 season (knee)

YARDS-PER-CARRY AVERAGE ALL-TIME ROOKIE RBs (SINCE 1970 MERGER)

Alvin Kamara ('17)	6.07
J.K. Dobbins ('20)	6.01
Maurice Jones-Drew ('06)	5.67
Thomas Rawls ('15)	5.65
Adrian Peterson ('07)	5.63

RAVENS ROOKIE RECORD

RB J.K. Dobbins scored 9 total TDs in 2020, marking a new Ravens franchise rookie record.

TOTAL TDs / ALL-TIME RAVENS ROOKIES

Rk.	Player (Year)	TDs
1.	J.K. Dobbins (2020)	9
2.	Marquise Brown (2019)	7
	Marlon Brown (2013)	7
	Torrey Smith (2011)	7

LEADING THE LEAGUE IN 2020

In 2020, RB J.K. Dobbins led all NFL running backs in yards-per-carry average (6.01).

YARDS PER CARRY / NFL RBs IN 2020

Rk.	Player (Year)	YPC
1.	J.K. Dobbins (Bal.)	6.01
2.	Nick Chubb (Cle.)	5.62
3.	Aaron Jones (GB)	5.49
4.	Derrick Henry (Ten.)	5.36

QUICK HITS

- In 2020, RB J.K. Dobbins (805), QB Lamar Jackson (1,005) and RB Gus Edwards (723) each surpassed 700 rushing yards. In doing so, the 2020 Ravens joined the 2019 Ravens and 2011 Panthers as the only teams ever with three 700-yard rushers in an NFL season.
- Dobbins closed out the 2020 regular season with six consecutive performances of 50-plus rushing yards and a rushing TD, tying (Ryan Grant in 2007, Eric Dickerson in 1983 & Franco Harris in 1972) for the longest rookie streak of its kind since the 1970 NFL merger.
- Dobbins' 72-yard TD-scamper in the 38-3 win at Cin. (1/3/21) was the longest rushing TD by a Ravens' rookie and the then-longest rushing TD by an NFL rookie since 2018 (three players).

2020 ROOKIE CLASS RANKINGS

Among NFL rookies in 2020, RB J.K. Dobbins ranked No. 3 in both rushing yards (805) and rushing TDs (9), while he was No. 1 in yards-per-carry average (6.01).

RUSHING YARDS / NFL ROOKIE RBs / 2020

Rk.	Player (Team)	Yards
1.	Jonathan Taylor (Ind.)	1,169
2.	James Robinson (Jax.)	1,070
3.	J.K. Dobbins (Bal.)	805
4.	Clyde Edwards-Helaire (KC)	803
5.	Antonio Gibson (Was.)	795

RUSHING TDs / NFL ROOKIE RBs / 2020

Rk.	Player (Team)	TDs
1.	Jonathan Taylor (Ind.)	11
	Antonio Gibson (Was.)	11
3.	J.K. Dobbins (Bal.)	9
4.	D'Andre Swift (Det.)	8
5.	James Robinson (Jax.)	7

RUSHING YPC AVERAGE / NFL ROOKIE RBs / 2020 (MIN. 100 RUSHES)

Rk.	Player (Team)	YPC
1.	J.K. Dobbins (Bal.)	6.01
2.	Jonathan Taylor (Ind.)	5.04
3.	Antonio Gibson (Was.)	4.68
4.	D'Andre Swift (Det.)	4.57
5.	James Robinson (Jax.)	4.46

J.K.'S HISTORICAL 2020

In 2020, RB J.K. Dobbins became the first rookie and one of six running backs in NFL history to produce at least 800 rushing yards, 9 rushing TDs and 6.0 yards per carry in a season. The other five running backs are Adrian Peterson (2012), Barry Sanders (1997), Mercury Morris (1973), O.J. Simpson (1973) and Jim Brown (1963).



2020

J.K. DOBBINS



2012

ADRIAN PETERSON



1997

BARRY SANDERS



1973

MERCURY MORRIS



1973

O.J. SIMPSON



1963

JIM BROWN

PLAYER NOTES - ZEITLER & MOSES



KEVIN ZEITLER

#70 | GUARD

MOST OFFENSIVE SNAPS LOGGED (2021 SEASON)

G Kevin Zeitler (Bal.)	1,223
T Alejandro Villanueva (Bal.)	1,207
C Tyler Biadasz (Dal.)	1,205
T Trey Smith (KC)	1,195
QB Justin Herbert (LAC)	1,191

RESEARCH VIA STATS PASS

DURABILITY ON DISPLAY

In 2021, G Kevin Zeitler was one of the NFL's most durable cogs along an O-line. Zeitler logged the second-most overall snaps (offense and defense) in the league last season.

MOST SNAPS PLAYED [OFF. & DEF.] / 2021 NFL PLAYERS

Rk.	Player (Team)	Snaps
1.	S Quandre Siggs (Sea.)	1,228
2.	G Kevin Zeitler (Bal.)	1,223
3.	CB Xavier Woods (Min.)	1,208
4.	T Alejandro Villanueva (Bal.)	1,207
5.	C Tyler Biadasz (Dal.)	1,205

HARDLY ANY FLAGS THROWN ON ZEIT

According to TruMedia statistics, G Kevin Zeitler has been one of the least-penalized O-linemen since entering the league in 2012. Zeitler has only been called for offensive holding 16 times in the last 10 seasons. That's the third-fewest mark among active players during that span (min. 8,000 snaps).

HOLDING CALLS SINCE 2012 / ACTIVE NFL O-LINEMEN

Rk.	Player (Teams)	Holding Penalties
1.	C Rodney Hudson (KC/Oak./Ari.)	9
2.	T Duane Brown (Hou./Sea./NYJ)	12
3.	G Kevin Zeitler (Cin./Cle./NYG/Bal.)	16
4.	T Riley Reiff (Det./Min./Cin./Chi.)	17
5.	C Ben Jones (Hou./Ten.)	21

THE BEST ABILITY IS AVAILABILITY

Since he entered the league in 2012, G Kevin Zeitler's 9,742 snaps are the fifth most amongst active players and most by a non-QB.

MOST SNAPS SINCE 2012 / ACTIVE NFL PLAYERS

Rk.	Player (Teams)	Snaps (Games)
1.	QB Tom Brady (NE/TB)	10,493 (159)
2.	QB Matt Ryan (Atl./Ind.)	10,231 (162)
3.	QB Matthew Stafford (Det./LAR)	9,804 (155)
4.	QB Russell Wilson (Sea./Den.)	9,799 (160)
5.	G Kevin Zeitler (Cin./Cle./NYG/Bal.)	9,742 (154)

DISCIPLINE AT ITS FINEST

According to StatsPass, since 2020, T Morgan Moses is one of only seven active NFL offensive tackles who has been called for fewer than four holding penalties and fewer than four false starts (min. 100 career games played).



148 GAMES

RILEY REIFF
2 HOLDING
0 FALSE STARTS



123 GAMES

MORGAN MOSES
2 HOLDING
4 FALSE STARTS



116 GAMES

DENNIS KELLY
1 HOLDING
3 FALSE STARTS



104 GAMES

TAYLOR LEWAN
1 HOLDING
3 FALSE STARTS



101 GAMES

ROB HAVENSTEIN
3 HOLDING
3 FALSE STARTS



"Any time you've got No. 8, and you get the chance to run downfield and get on ESPN, I think you should. But it's just having a guy back there that's so explosive, where he can throw the ball, he can run the ball, it keeps the defense on their heels. So, it's a great opportunity to be able to be on the team and block for a guy like that."

- T Morgan Moses on blocking for QB Lamar Jackson

MOSES QUICK HITS

- T Morgan Moses' 115 consecutive games played streak is tied for third longest among active offensive linemen (Jake Matthews, 129; Jason Kelce, 124; Charles Leno Jr., 115).




MORGAN MOSES

#78 | TACKLE

"He's always been a player that we've admired. When I think of Morgan, the thoughts that I have [are] big, tough, very smart, and also very durable. He's a versatile guy who can play different spots. We're excited to bring him here."

- EVP & GM Eric DeCosta on T Morgan Moses

PLAYER NOTES - CAMPBELL



CALAIS CAMPBELL
#93 | DEFENSIVE END

1X FIRST-TEAM ALL-PRO
3X SECOND-TEAM ALL-PRO
6X PRO BOWLER

2017 PFWA NFL DEFENSIVE PLAYER OF THE YEAR
2019 NFL WALTER PAYTON MAN OF THE YEAR

DURABILITY ON DISPLAY

DE Calais Campbell has played in 215 games, with 196 starts. He ranks first in both categories among active D-linemen.

MOST GAMES PLAYED / ACTIVE NFL DEFENSIVE LINEMEN

Rk.	Player (Teams)	GP (GS)
1.	Calais Campbell (Ari./Jax./Bal.)	215 (196)
2.	Jerry Hughes (Ind./Buf./Hou.)	186 (136)
3.	Carlos Dunlap (Cin./Sea./KC)	182 (123)
4.	Tyson Alualu (Jax./Pit.)	176 (112)

SACK ATTACK

MOST MULTI-SACK GAMES SINCE 2016 / ACTIVE DEFENDERS

Rk.	Player (Team)	Games
1.	Aaron Donald (LAR)	21
2.	T.J. Watt (Pit.)	20
3.	Cameron Jordan (NO)	17
4.	Chandler Jones (LV)	16
5.	Myles Garrett (Cle.)	15
6.	Yannick Ngakoue (Ind.)	14
7.	Joey Bosa (LAC)	13
	Chris Jones (KC)	13
	Von Miller (Buf.)	13
10.	Calais Campbell (Bal.)	12
	Khalil Mack (LAC)	12
12.	Denico Autry (Ten.)	11
	Leonard Floyd (LAR)	11
	Six Players	10

CALAIS QUICK HITS

- DE Calais Campbell is the only active NFL defender to record at least 200 career games played.
- Campbell is one of four active D-linemen with more than 50 career PD (Carlos Dunlap, 69; J.J. Watt, 64; Cameron Jordan, 56; Calais Campbell, 55).

ACTIVE SACKS LEADERS

DE Calais Campbell's 94.5 career sacks rank ninth most among active NFL defenders.

MOST SACKS / ACTIVE NFL DEFENDERS

Rk.	Player (Team)	Sacks
1.	Von Miller (Buf.)	117.5
2.	Chandler Jones (LV)	107.5
3.	Cameron Jordan (NO)	107.0
4.	Justin Houston (Bal.)	104.0
5.	J.J. Watt (Ari.)	103.0
6.	Robert Quinn (Chi.)	102.0
7.	Aaron Donald (LAR)	99.0
8.	Carlos Dunlap (KC)	97.0
9.	Calais Campbell (Bal.)	94.5
10.	Khalil Mack (LAC)	80.0

FOUR-SACK SEASONS

DE Calais Campbell posted at least 4 sacks in 12 seasons (2009-20), tying for the most 4-plus sack seasons among active players.

MOST SEASONS WITH AT LEAST 4 SACKS / ACTIVE PLAYERS

Rk.	Player (Team)	Seasons
1.	Calais Campbell (Bal.)	12 (2009-20)
	Carlos Dunlap (KC)	12 (2010-21)
3.	Justin Houston (Bal.)	11 (2011-21)
4.	Cameron Jordan (NO)	10 (2012-21)
	Von Miller (Buf.)	10 (2011-21)
	Robert Quinn (Chi.)	10 (2011-21)

PICTURE THIS

DE Calais Campbell is one of four NFL defenders since 2000 to register at least 700 tackles and 85 sacks.

SINCE 2000 / PLAYERS WITH AT LEAST 700 TACKLES & 85 SACKS



Calais Campbell
769 / 94.5

Julius Peppers
718 / 158.5



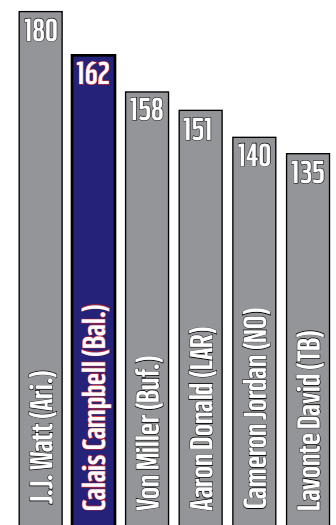
Justin Smith
879 / 87

Terrell Suggs
886 / 139



Since being drafted in 2008, DE Calais Campbell's 162 tackles for loss rank second in the NFL, trailing only Arizona DE J.J. Watt's 179 TFL during that span.

MOST TACKLES FOR LOSS / ACTIVE NFL DEFENDERS



PLAYER NOTES - PETERS







MARCUS PETERS
#24 | CORNERBACK

Missed entire 2021 season (knee)

- 2X FIRST-TEAM ALL-PRO
- 2X SECOND-TEAM ALL-PRO
- 3X PRO BOWLER
- 31 CAREER INTS (NFL-HIGH SINCE 2015)
- 39 CAREER TAKEAWAYS (NFL-HIGH SINCE 2015)

FIRST LINE OF PASS DEFENSE

Since being drafted in 2015, CB Marcus Peters' 87 PD rank as the NFL's third most among active defenders.

	Darius Slay	102
	Ronald Darby	89
	Marcus Peters	87
	Stephon Gilmore	85

FAST FACTS

- CB Marcus Peters was the only NFL defender in 2020 to have at least 4 INTs and 4 FFs. He also tallied 2 FRs.
- In 92 career games, CB Marcus Peters has registered 31 INTs, 10 FFs and 8 FRs. He's one of 11 players in NFL history to reach those marks and the only one to do so in his first six NFL seasons. (Peters did not play in 2021 due to a knee injury.)
- Peters' 6 INT-TDs tie Hall of Famer Deion Sanders for the second most by a player in his first six seasons since the 1970 merger. Only CB Janoris Jenkins (7) had more.
- Peters' 3 career postseason INTs are tied (Adrian Amos, Sean Murphy-Bunting & Duron Harmon) for the NFL's most since he entered the league in 2015.

NOSE FOR THE END ZONE

CB Marcus Peters' 7 career defensive TDs (6 INTs & 1 FR) rank as the NFL's most since he entered the league in 2015.

MOST DEFENSIVE TDs / SINCE 2015 / ACTIVE PLAYERS

Rk.	Player (Team)	D-TDs
1.	Marcus Peters (Bal.)	7
2.	Eddie Jackson (Chi.)	6
3.	Deion Jones (Atl.)	5
	Minkah Fitzpatrick (Pit.)	5

PICK ARTIST

Since entering the league in 2015, three-time Pro Bowl CB Marcus Peters has registered NFL highs in INTs (31), INT-TDs (6) and INT return yards (814).

MOST INTERCEPTIONS / SINCE 2015 / ACTIVE PLAYERS

Rk.	Player (Team)	INTs
1.	Marcus Peters (Bal.)	31
2.	Xavien Howard (Mia.)	27
3.	J.C. Jackson (LAC)	25

MOST INT-TD RETURNS / SINCE 2015 / ACTIVE PLAYERS

Rk.	Player (Team)	INT-TDs
1.	Marcus Peters (Bal.)	6
2.	Deion Jones (Atl.)	5
3.	Daniel Sorensen (NO)/Minkah Fitzpatrick (Pit.)	4

MOST INT RETURN YARDS / SINCE 2015 / ACTIVE PLAYERS

Rk.	Player (Team)	INT Yards
1.	Marcus Peters (Bal.)	814
2.	Stephon Gilmore (Ind.)	381
3.	Deion Jones (Atl.)	379

TAKEAWAY MACHINE

Since entering the league in 2015, Peters' 39 takeaways stand as an NFL high, with 31 coming by way of INTs.

MOST TAKEAWAYS BY A DEFENDER / SINCE 2015

Rk.	Player (Team)	TA (INTs)
1.	Marcus Peters (Bal.)	39 (31)
2.	Xavien Howard (Mia.)	30 (27)
3.	Tyrann Mathieu (NO)	28 (23)
	Jordan Poyer (Buf.)	28 (22)
5.	J.C. Jackson (LAC)	27 (25)
6.	Kevin Byard (Ten.)	26 (23)
	Micah Hyde (Buf.)	26 (20)

"MARCUS IS ONE OF THESE PLAYERS WHO PROVIDES SUCH AN AUTHENTIC PERSPECTIVE ON WHAT THIS GAME'S ALL ABOUT. HE'S A RAVEN." - EVP & GM ERIC DECASTA



NFL INTERCEPTION LEADERS / SINCE 2015

MARCUS PETERS	XAVIEN HOWARD	J.C. JACKSON
31	27	25

PLAYER NOTES – HUMPHREY



MARLON HUMPHREY
#44 | CORNERBACK

2X PRO BOWLER

1X FIRST-TEAM ALL-PRO

MOST FORCED FUMBLES
NFL DEFENDERS / 2020 SEASON

Marlon Humphrey (Bal.)	8
Haason Reddick (Ari.)	6
11 Players Tied	4

PERFECTING THE PUNCH-OUT

CB Marlon Humphrey's 8 forced fumbles in 2020 were the second most by a DB in NFL history (records kept since 2000).

MOST FORCED FUMBLES / DEFENSIVE BACKS NFL SINGLE-SEASON HISTORY (RECORDS KEPT SINCE 2000)

Rk.	Player (Year)	FFs
1.	Charles Tillman (2012)	10
2.	Marlon Humphrey (2020)	8
	Chris Harris (2007)	8
4.	Josh Norman (2021)	7
5.	Oshiomogho Atogwe (2008)	6
	Brian Dawkins (2008)	6
	Roman Harper (2010)	6
	Charles Tillman (2009)	6

FRUIT PUNCH & JUICE MAN

Since CB Marlon Humphrey entered the league in 2017, he and teammate CB Marcus Peters are the only NFL defenders to produce at least 40 PD, 8 INTs, 8 FFs and 4 FRs.



STATS SINCE 2017

MARCUS PETERS				MARLON HUMPHREY			
PD	INTs	FFs	FRs	PD	INTs	FFs	FRs
41	17	8	5	64	9	12	4

*Peters spent the entire 2021 season on Injured Reserve, while Humphrey was placed on Injured Reserve for the last five games of 2021.

BALTIMORE DEFENDERS SINCE 2019

INTERCEPTIONS / SINCE 2019

Rk.	Player	INTs
1.	Marcus Peters	7
2.	Marlon Humphrey	5
3.	Chuck Clark	4
4.	Marcus Williams/Anthony Averett/Tyus Bowser	3

PASSES DEFENSED / SINCE 2019

Rk.	Player	PD
1.	Marlon Humphrey	38
2.	Chuck Clark	25
3.	Anthony Averett	20
	Marcus Peters	20

FORCED FUMBLES / SINCE 2019

Rk.	Player	FFs
1.	Marlon Humphrey	11
2.	Chuck Clark	5
3.	Marcus Peters	4

MARLON MAKES PLAYS

- Baltimore has only lost one game (11-1) when Humphrey records a takeaway (Wk. 7, 2021 vs. Cin.)
- In 2020, CB Marlon Humphrey led the NFL with 8 FFs (also standing as a Ravens' single-season record), en route to his second Pro Bowl nod.
- In 2020, Humphrey was one of only two NFL defenders (Jason Pierre-Paul) to record at least 2 sacks (2.5), 4 FFs (8) and 6 PD (8). He also became the first DB to register at least 8 FFs and a sack in NFL single-season history (records kept since 2000).
- Humphrey's 11 defensive FFs from 2017-20 are tied with Oshiomogho Atogwe (2005-08) for the most by a defensive back in his first four seasons (since such records were tracked in 2000).
- Humphrey's 70-yard FR-TD vs. NE in Week 9 of the 2019 season is the longest FR return in Ravens franchise history.

MARLON THE MAGNET

Since entering the league in 2017, CB Marlon Humphrey's 64 PD are the sixth most among all NFL defensive backs.

NFL PASSES DEFENSED / DEFENSIVE BACKS / SINCE 2017

Rk.	Player (Team)	PD
1.	Darius Slay (Phi.)	76
2.	Marshon Lattimore (NO)	75
3.	James Bradberry (Phi.)	74
4.	Kyle Fuller (Bal.)	67
	Xavien Howard (Mia.)	67
6.	Marlon Humphrey (Bal.)	64
7.	Jalen Ramsey (LAR)	62
8.	Tre'Davious White (Buf.)	60
9.	Janoris Jenkins (FA)	58
10.	Shaquill Griffin (Jax.)	57

PLAYER NOTES - HOUSTON



JUSTIN HOUSTON
#50 | OUTSIDE LINEBACKER

4X PRO BOWLER
1X FIRST-TEAM ALL-PRO
1X SECOND-TEAM ALL-PRO
104 CAREER SACKS
22 SACKS IN 2014 w/ KC

HOUSTON...IS A PROBLEM!

CHARTS AMONG ACTIVE NFL DEFENDERS

MOST SACKS

Rk.	Player	Sacks
1.	Von Miller (Buf.)	117.5
2.	Chandler Jones (LV)	107.5
3.	Cameron Jordan (NO)	107.0
4.	Justin Houston (Bal.)	104.0
5.	J.J. Watt (Ari.)	103.0
6.	Robert Quinn (Chi.)	102.0
7.	Aaron Donald (LAR)	99.0
8.	Carlos Dunlap (KC)	97.0
9.	Calais Campbell (Bal.)	94.5
10.	Khalil Mack (LAC)	80.0

MOST TACKLES FOR LOSS

Rk.	Player	TFL
1.	J.J. Watt (Ari.)	180
2.	Calais Campbell (Bal.)	162
3.	Von Miller (Buf.)	157
4.	Aaron Donald (LAR)	151
5.	Cameron Jordan (NO)	140
6.	Lavonte David (TB)	135
7.	Justin Houston (Bal.)	125
8.	Carlos Dunlap (KC)	121
9.	Chandler Jones (LV)	120
10.	Robert Quinn (Chi.)	109

MOST MULTI-SACK GAMES [AT LEAST 1.5]

Rk.	Player	Games
1.	J.J. Watt (Ari.)	31
2.	Von Miller (Buf.)	27
3.	Chandler Jones (LV)	26
4.	Justin Houston (Bal.)	25
	Cameron Jordan (NO)	25
6.	Aaron Darnold (LAR)	24
7.	Carlos Dunlap (KC)	23
8.	Calais Campbell (Bal.)	21
	Robert Quinn (Chi.)	21
10.	T.J. Watt (Pit.)	20

2014 PASS RUSH DOMINANCE

The 2014 campaign was a historic output for OLB Justin Houston. As a member of the Chiefs, Houston racked up a staggering 22 sacks in 16 starts, ranking as the third-highest single-season sack total in NFL history. Houston also set career highs in tackles (69) and forced fumbles (4) that season.



T.J. WATT
22.5



MICHAEL STRAHAN
22.5



JUSTIN HOUSTON
22.0



JARED ALLEN
22.0



MARK GASTINEAU
22.0



CHRIS DOLEMAN
21.0



REGGIE WHITE
21.0

"Here, with the pressure we bring, it's hard for the guard to help; it's hard for the running back to chip. They've got to match up with other guys, and if you leave me one-on-one, I'm going to win my battles."

— OLB Justin Houston on Baltimore's defensive scheme

4-SACK MINIMUM; 8-SACK STANDARD

OLB Justin Houston has tallied at least 4 sacks in each of his 11 full seasons, entering 2022. Of those, he's notched at least 8 sacks seven times.

AMONG ACTIVE NFL DEFENDERS

MOST 8-SACK SEASONS

Rk.	Player (Team)	Seasons
1.	Von Miller (Buf.)	9
2.	Aaron Donald (LAR)	8
3.	Justin Houston (Bal.)	7
	Cameron Jordan (NO)	7
	Carlos Dunlap (KC)	7
	Chandler Jones (LV)	7

MOST 4-SACK SEASONS

Rk.	Player (Team)	Seasons
1.	Calais Campbell (Bal.)	12
	Carlos Dunlap (KC)	12
3.	Justin Houston (Bal.)	11
4.	Cameron Jordan (NO)	10
	Robert Quinn (Chi.)	10
	Von Miller (Buf.)	10


HOUSTON NOTES TO KNOW

- Houston's additional accolades include: Art Rooney Sportsmanship Award Finalist (2020), Kansas City Chiefs Ed Block Courage Award (2016) and Deacon Jones Award (2014).

- Since entering the league in 2011, Houston has posted four safeties, tying for the most in NFL history (Doug English & Ted Hendricks - 4).

- Houston is one of 60 players in league history (since 1960) to reach the coveted century-sack mark. Since entering the league in 2011, his 104 sacks are the NFL's fourth most.

PLAYER NOTES - BOWSER & QUEEN



TYUS BOWSER
#54 | OUTSIDE LINEBACKER

"I work my tail off each and every day to work to be in this position, and that's to be a leader on this field, leader to the guys in the locker room and just trying to be a good influence overall – not only for the organization, but just for my family, for other people, for the City of Baltimore, for the City of Tyler [Texas]."

– OLB Tyus Bowser

QUEEN'S FIRST TWO SEASONS

Dating back to 2001, ILB Patrick Queen (2020-21) became one of six NFL defenders to record at least 200 tackles, 15 TFL, 3 FFs and 1 TD in a player's first two seasons.

Player (Years)	Tackles	TFL	FFs	TDs
Patrick Queen (2020-21)	203	19	3	1
Devin White (2019-20)	231	19	4	2
Shaquille Leonard (2018-19)	284	19	6	1
Kwon Alexander (2015-16)	238	18	3	1
Telvin Smith (2014-15)	232	22	3	1
Alec Ogletree (2013-14)	230	15	10	1

Dating back to 2001, ILB Patrick Queen and his former LSU teammate LB Devin White are the only defenders to produce at least 200 tackles, 5 sacks, 3 FFs and 3 FRs in a player's first two seasons of an NFL career.



BALTIMORE
PATRICK QUEEN



TAMPA BAY
DEVIN WHITE

PLAYERS W/ AT LEAST 17 SACKS & 4 INTS / SINCE 2017



PITTSBURGH
T.J. WATT
73 SACKS / 5 INTs



BALTIMORE
TYUS BOWSER
17.5 SACKS / 4 INTs



GREEN BAY
PRESTON SMITH
39 SACKS / 4 INTs



SEATTLE
JAMAL ADAMS
21.5 SACKS / 4 INTs

THE KING OF QUEENS

Ravens third-year ILB Patrick Queen was the fifth linebacker selected in the 2020 NFL Draft. Below are the LBs who were selected before him, and their stats through three NFL seasons.

NFL STATISTICS THROUGH WEEK 2 OF 2022

Player (Pick / Team)	GP/GS	TT (Solo)	TFL	Sacks	INTs	PD	FFs	FRs
Isaiah Simmons (8th/Ari.)	35-25	164 (118)	8	3.5	2	9	0	1
K'Lavon Chaisson (20th/Jax.)	33-11	53 (34)	6	2.0	0	1	0	0
Kenneth Murray (23rd/LAC)	29-24	145 (90)	7	1.0	0	3	0	3
Jordyn Brooks (27th/Sea.)	33-25	264 (161)	12	1.0	0	7	0	1
Patrick Queen (28th/Bal.)	35-35	218 (143)	19	5.5	1	3	3	3

BOWSER PICKS IT OFF

OLB Tyus Bowser's 4 career INTs currently rank sixth all time in franchise history at the linebacker position.

MOST INTERCEPTIONS BY A RAVENS LINEBACKER

Rk.	Player (Years)	INTs
1.	Ray Lewis (1996-2012)	31
2.	C.J. Mosley (2014-18)	9
3.	Terrell Suggs (2003-18)	7
4.	Adalius Thomas (2000-06)	6
5.	Daryl Smith (2013-15)	5
6.	Tyus Bowser (2017-present)	4

BOWSER'S CAREER HIGHS IN 2021

• In 2021, Bowser set new single-season career highs in tackles (56), TFL (8), sacks (7), QBHs (15) & FFs (2).



PATRICK QUEEN
#6 | INSIDE LINEBACKER

1
NFL DEFENDER (QUEEN) IN 2020 WHO POSTED AT LEAST 70 TACKLES, 3 SACKS, 2 FFs, 2 FRs, 1 INT & 1 DEFENSIVE TD

105
TACKLES
[2020 TEAM LEADER]

98
TACKLES
[2021 TEAM LEADER]

PLAYER NOTES – OWEH & WILLIAMS



ODAFE OWEH
#99 | OUTSIDE LINEBACKER

DID YOU KNOW?

OLB Odafe Oweh was the NFL's only rookie in 2021 to post a sack, FF and FR in the same game. (He had 4 tackles, 1 sack, 1 FF and 1 FR vs. Cleveland in Week 12.)

1X AFC DEFENSIVE PLAYER OF THE WEEK

TOP OF HIS CLASS

CAREER CHARTS / 2021 DRAFT CLASS

SACKS

Rk.	Player (Team)	Sacks
1.	Micah Parsons (Dal.)	17.0
2.	Jaelan Phillips (Mia.)	8.5
3.	Azeez Ojulari (NYG)	8.0
4.	Kwity Paye (Ind.)	6.0
	Greg Rousseau (Buf.)	6.0
6.	Odafe Oweh (Bal.)	5.0

DEFENSIVE FORCED FUMBLES

Rk.	Player (Team)	FFs
1.	Odafe Oweh (Bal.)	3
	Jeremiah Owusu-Koramoah (Cle.)	3
	Micah Parsons (Dal.)	3
	Marco Wilson (Ari.)	3

DEFENSIVE FUMBLE RECOVERIES

Rk.	Player (Team)	FRs
1.	Odafe Oweh (Bal.)	2
	Michael Carter II (NYJ)	2
	Jevon Holland (Mia.)	2
	Ifeatu Melifonwu (Det.)	2
	Kwity Paye (Ind.)	2
	Jaelan Phillips (Mia.)	2

NEXTGEN QB PRESSURES

Rk.	Player (Team)	QBPs
1.	Micah Parsons (Dal.)	67
2.	Odafe Oweh (Bal.)	52

OWEH IN RARE COMPANY

• OLB Odafe Oweh (2021) and Terrell Suggs (2003) are the only Ravens in team history to produce at least 5 sacks, multiple forced FFs and multiple FRs in their rookie campaign.

TACKLES & PICKS: RINSE & REPEAT

S Marcus Williams has produced at least 50 tackles and multiple INTs in each of his first five full seasons (2017-21), joining Tyrann Mathieu, Jordan Poyer and Justin Simmons for the league's longest such active streak.



TYRANN MATHIEU



JORDAN POYER



JUSTIN SIMMONS

Year	Tackles	INTs
2021	74	2
2020	59	3
2019	53	4
2018	55	2
2017	71	4



MARCUS WILLIAMS

INTERCEPTION RETURN SPECIALIST

Since entering the league in 2017, S Marcus Williams ranks in the Top 5 among active NFL safeties in INT return yards (second – 294) and INT-return average (fourth – 16.3).

INT RETURN YARDS / ACTIVE NFL SAFETIES SINCE 2017

Rk.	Player (Team)	INTs	Yards	Yds/INT
1.	Minkah Fitzpatrick (Pit.)	15	333	22.2
2.	Marcus Williams (Bal.)	18	294	16.3
3.	Quandre Diggs (Sea.)	19	293	15.4
4.	Kevin Byard (Ten.)	23	276	12.0
5.	Justin Simmons (Den.)	19	269	14.2

3 PICKS IN 2 GAMES ... AS A RAVEN

• With 2 INTs vs. Mia. (9/18/22), Williams became the first Raven in franchise history to produce 3 INTs in the first two games of a season. The last Ravens safety to record multiple INTs through the first two weeks of a season was Ed Reed in 2012.



MARCUS WILLIAMS
#32 | SAFETY

"He has great instincts, eyes, range and ball-hawking ability. He's a good support player down low. He can come down effectively and make tackles. He's just a guy who has an opportunity to make critical plays in critical situations."

– EVP & GM Eric DeCosta on Marcus Williams

PLAYER NOTES - TUCKER



JUSTIN TUCKER
#9 | KICKER

- 12X** PLAYER OF THE WEEK (FRANCHISE RECORD)
- 7X** AFC SPECIAL TEAMS PLAYER OF THE MONTH
- 5X** PRO BOWLER
- 5X** FIRST-TEAM ALL-PRO
- 2X** SECOND-TEAM ALL-PRO

TUCKER RANKS NO. 1 ALL TIME







K Justin Tucker, the most accurate kicker ever, owns a 91.1% success mark. In 2021, for the sixth-consecutive season, he scored at least 130 points. The six 130-point outputs by Tucker are an NFL record of consecutive seasons reaching that mark.

BEST CAREER FIELD GOAL PERCENTAGE (NFL HISTORY / MIN. 100 ATTEMPTS)

Rk.	Player (Team)	FGM - FGA	Pct.
1.	Justin Tucker (Bal.)	328-360	91.1
2.	Harrison Butker (KC)	147-163	90.2
3.	Younghoe Koo (Atl.)	95-107	88.8
4.	Chris Boswell (Pit.)	187-212	88.2
5.	Daniel Carlson (LV)	114-130	87.7

TUCKER HITS THE MARK

Since entering the league in 2012, K Justin Tucker ranks at or near the top of several NFL kicking categories:

<p>328 Field Goals Made</p>  <p>NFL's Most Since 2012</p>	<p>1,374 Points Scored</p>  <p>NFL's Most Since 2012</p>	<p>91.1 Career FG Percentage</p>  <p>Best Mark in NFL History</p>
<p>149 40+ Yard FGM</p>  <p>NFL's Most Since 2012</p>	<p>49 50+ Yard FGM</p>  <p>NFL's 2nd Most Since 2012</p>	<p>8 Games w/ Dual 50+ FGM</p>  <p>Tied for the most in NFL History</p>

TUCKER'S CHART TALK

MOST FIELD GOALS MADE / SINCE 2012 / ACTIVE KICKERS

Rk.	Player (Team)	FGM
1.	Justin Tucker (Bal.)	328
2.	Greg Zuerlein (NYJ)	266
3.	Matt Prater (Ari.)	260
4.	Mason Crosby (GB)	241

MOST POINTS SCORED / SINCE 2012 / ACTIVE KICKERS

Rk.	Player (Team)	Points
1.	Justin Tucker (Bal.)	1,374
2.	Matt Prater (Ari.)	1,190
3.	Mason Crosby (GB)	1,167
4.	Greg Zuerlein (NYJ)	1,141

BEST FIELD GOAL PERCENTAGE RAVENS SINGLE-SEASON HISTORY (MIN. 16 ATT.)

Rk.	Player (Year)	FGM - FGA	Pct.
1.	Justin Tucker (2016)	38-39	97.4
2.	Justin Tucker (2019)	28-29	96.6
3.	Justin Tucker (2021)	35-37	94.6
4.	Matt Stover (2006)	28-30	93.3
5.	Justin Tucker (2013)	38-41	92.7

MOST SEASONS WITH 30-PLUS FGM / NFL HISTORY

Rk.	Player	Seasons
1.	Justin Tucker	7
2.	David Akers	5
	John Carney	5
	Robbie Gould	5
	Stephen Gostkowski	5

CRUNCHTIME STREAKS

- Tucker has connected on 59 consecutive fourth-quarter/OT FGAs, with his last such miss occurring in a 16-13 victory vs. STL in Week 11 of the 2015 season. In that game, Tucker still connected on the game-winning 47-yarder as time expired.
- Tucker is a perfect 16-of-16 on tries in the final minute of regulation and 5-of-5 on OT attempts throughout his career.

18 GAME-WINNING FIELD GOALS

- 2021: Week 9 vs. Min., 36 yds OT
- 2021: Week 3 at Det., 66 yds*
- 2020: Week 14 at Cle., 55 yds
- 2019: Week 13 vs. SF, 49 yds
- 2019: Week 5 at Pit., 46 yds OT
- 2018: Week 11 vs. Cin., 24 yds
- 2016: Week 3 at Jax., 53 yds
- 2016: Week 2 at Cle., 49 yds
- 2015: Week 11 vs. STL, 47 yds
- 2015: Week 8 vs. SD, 39 yds
- 2015: Week 4 at Pit., 52 yds OT
- 2014: Week 3 at Cle., 32 yds
- 2013: Week 15 at Det., 61 yds
- 2013: Week 10 vs. Cin., 46 yds OT
- 2013: Week 5 at Mia., 44 yds
- 2012: Div. at Den., 47 yds 2OT
- 2012: Week 12 at SD, 38 yds OT
- 2012: Week 3 vs. NE, 27 yds

*NFL Record

PLAYER NOTES - TUCKER

TUCKER TIDBITS

X Tucker has connected on 59 consecutive fourth-quarter/OT FGAs. He's a perfect 16-of-16 on tries in the final minute of regulation and 5-of-5 on OT attempts throughout his career. His 95.3 career FG% in the second half/OT (161-of-169) also ranks as the NFL's best such mark of all time.

X Since PATs were moved back to the 15-yard line in 2015, Tucker (280-of-284) has produced the NFL's best PAT percentage (98.6, min. 100 attempts).

X Tucker is a seven-time AFC Special Teams Player of the Month. He has also earned a team-record 12 AFC ST Player of the Week honors.

X Tucker's 6 FGs on 12/16/13 at Det. set a team record and a single-game NFL high in 2013. He became the first kicker ever to connect from the 20-, 30-, 40-, 50- & 60-yard range in a game.

X Tucker is the only kicker in NFL history with multiple 60+ go-ahead or game-winning makes in the final minute of a game (66 yards - 9/26/21 at Det.; 61 yards - 12/16/13 at Det.).

X Tucker owns the most points scored through a player's first 10 seasons in NFL history (1,360).

X Tucker produced 137 points in 2021, becoming the first kicker in NFL history to score at least 130 points in six consecutive seasons. He also posted his NFL-record seventh season with 30+ FGM.

X In 2021, Tucker recorded his 10th-consecutive season with at least 25 FGM, marking the longest such streak in NFL history. Incredibly, he reached the 25-FGM mark in each of his first 10 NFL seasons.

X Tucker's 38 FGs made in 2016 ranked No. 1 in the NFL, and an NFL single-season record 24 of Tucker's 38 FGs made in 2016 came from 40 yards or beyond.

X Tucker's 10 FGs of 50-plus yards in 2016 are a Ravens' single-season record. They tie (Blair Walsh, 2012 & Brandon McManus, 2020) for the most in NFL history. (Tucker was a perfect 10-for-10 from 50 yards and out in 2016.)

WHAT TO LOOK FOR IN 2022

K Justin Tucker needs . . .

- 84 points scored to eclipse K Stephen Gostkowski (1,457) for the most points by a player in the first 11 years of a career in NFL history.
- Four games with multiple FGM to eclipse Stephen Gostkowski (104) for the most multi-FG performances by a kicker though 11 seasons of a career in NFL history.
- 91 points scored to surpass K Matt Stover (1,464) for the most in Ravens franchise history.

MOST POINTS SCORED / RAVENS FRANCHISE HISTORY

Rk.	Name (Seasons)	Points
1.	Matt Stover (1996-2008)	1,464
2.	Justin Tucker (2012-21)	1,374
3.	Billy Cundiff (2009-11)	294
4.	Jamal Lewis (2000-06)	284
5.	Ray Rice (2008-13)	260

TUCKER'S SPLITS

Tucker, the most accurate kicker in NFL history owns a 91.1% success mark (328-of-360).	20-29	85-85	100%
	30-39	94-97	96.9%
	40-49	100-111	90.1%
	50-plus	49-67	73.1%
	2012	30-33	90.9%
	2013	38-41	92.7%
	2014	29-34	85.3%
	2015	33-40	82.5%
	2016	38-39	97.4%
	2017	34-37	91.9%
Home	161-182	88.5%	
Away	167-178	93.8%	
vs. AFC	239-264	90.5%	
vs. NFC	89-96	92.7%	
AFC North	123-135	91.1%	
1st Qtr.	56-64	87.5%	
2nd Qtr.	111-127	87.4%	
3rd Qtr.	52-54	96.3%	
4th Qtr.	104-110	94.5%	
Overtime	5-5	100%	
2018	35-39	89.7%	
2019	28-29	96.6%	
2020	26-29	89.7%	
2021	35-37	94.6%	
2022	2-2	100%	

PLAYER OF THE MONTH AWARDS

PLAYER OF THE MONTH AWARDS / SINCE AWARD INCEPTION

Rk.	Player	No.
1.	Tom Brady	11
2.	Peyton Manning	8
	Aaron Rodgers	8
4.	Justin Tucker	7
5.	Brett Favre	6
	Barry Sanders	6
	Bruce Smith	6
	J.J. Watt	6
	Steve Young	6

FAST & FURIOUS

Since entering the league in 2012, K Justin Tucker has reached several marks faster than any other player in NFL history:

300
Field Goals Made



148 Games

1,000
Points Scored



118 Games

100
Field Goals Made



50 games

ALPHABETICAL ROSTER

NO.	NAME	POS	HT	WT	AGE	EXP	COLLEGE	HOMETOWN	HOW ACQ
89	Andrews, Mark	TE	6-5	247	27	5	Oklahoma	Scottsdale, AZ	D3b '18
5	Armour-Davis, Jalyn	CB	6-1	195	23	R	Alabama	Mobile, AL	D4b '22
7	Bateman, Rashod	WR	6-1	197	22	2	Minnesota	Tifton, GA	D1a '21
86	Boyle, Nick	TE	6-4	261	29	8	Delaware	Sussex, NJ	D5a '15
56	Bynes, Josh	ILB	6-1	235	33	11	Auburn	Lauderdale Lakes, FL	FA '21
93	Campbell, Calais	DT	6-8	307	36	15	Miami (FL)	Denver, CO	TR (Jax.) '20
36	Clark, Chuck	S	6-0	209	27	6	Virginia Tech	Suffolk, VA	D6 '17
66	Cleveland, Ben	G	6-6	370	24	2	Georgia	Toccoa, GA	D3a '21
63	Colon, Trystan	C/G	6-3	320	24	3	Missouri	Webb City, MO	FA '20
28	Davis, Mike	RB	5-9	223	29	8	South Carolina	Stone Mountain, GA	FA '22
27	Dobbins, J.K.	RB	5-10	212	23	3	Ohio State	La Grange, TX	D2 '20
17	Drake, Kenyan	RB	6-1	210	28	7	Alabama	Marietta, GA	FA '22
13	Duvernay, Devin	WR	5-11	202	25	3	Texas	Sachse, TX	D3b '20
77	Faalele, Daniel	T	6-8	380	22	R	Minnesota	Melbourne, Australia	D4a '22
14	Hamilton, Kyle	S	6-4	221	21	R	Notre Dame	Atlanta, GA	D1a '22
40	Harrison, Malik	LB	6-3	259	24	3	Ohio State	Columbus, OH	D3c '20
43	Hill, Justice	RB	5-10	200	24	4	Oklahoma State	Tulsa, OK	D4a '19
50	Houston, Justin	OLB	6-3	270	33	12	Georgia	Statesboro, GA	FA '21
44	Humphrey, Marlon	CB	6-0	205	26	6	Alabama	Hoover, AL	D1 '17
2	Huntley, Tyler	QB	6-1	204	24	3	Utah	Hallandale Beach, FL	FA '20
8	Jackson, Lamar	QB	6-2	230	25	5	Louisville	Pompano Beach, FL	D1b '18
98	Jones, Travis	DT	6-4	334	22	R	Connecticut	New Haven, CT	D3 '22
80	Likely, Isaiah	TE	6-4	241	22	R	Coastal Carolina	Cambridge, MA	D4e '22
64	Linderbaum, Tyler	C	6-2	305	22	R	Iowa	Solon, IA	D1b '22
92	Madubuike, Justin	DT	6-3	293	24	3	Texas A&M	McKinney, TX	D3a '20
65	Mekari, Patrick	OL	6-4	305	25	4	Cal-Berkeley	Westlake Village, CA	FA '19
46	Moore, Nick	LS	6-2	253	29	3	Georgia	Snellville, GA	FA '20
78	Moses, Morgan	T	6-6	320	31	9	Virginia	North Chesterfield, VA	UFA (NYJ) '22
84	Oliver, Josh	TE	6-5	259	25	4	San Jose State	Paso Robles, CA	TR (Jax.) '21
99	Oweh, Odafe	OLB	6-5	257	23	2	Penn State	Hackensack, NJ	D1b '21
24	Peters, Marcus	CB	6-0	197	29	8	Washington	Oakland, CA	TR (LAR) '19
53	Phillips, Del'Shawn	LB	6-2	230	25	3	Illinois	Highland Park, MI	FA '22
58	Pierce, Michael	NT	6-0	355	29	6	Samford	Daphne, AL	FA '22
72	Powers, Ben	G	6-4	338	25	4	Oklahoma	Wichita, KS	D4b '19
3	Proche II, James	WR	5-11	191	26	3	Southern Methodist	Dallas, TX	D6 '20
6	Queen, Patrick	ILB	6-0	237	23	3	Louisiana State	Ventress, LA	D1 '20
42	Ricard, Patrick	FB	6-3	305	28	6	Maine	Spencer, MA	FA '17
10	Robinson, Demarcus	WR	6-1	203	27	7	Florida	Fort Valley, GA	FA '22
79	Stanley, Ronnie	T	6-6	315	28	7	Notre Dame	Las Vegas, NV	D1 '16
21	Stephens, Brandon	DB	6-1	215	24	2	Southern Methodist	Plano, TX	D3b '21
26	Stone, Geno	S	5-11	209	23	3	Iowa	New Castle, PA	D7 '20
11	Stout, Jordan	P	6-3	214	24	R	Penn State	Abingdon, VA	D4d '22
9	Tucker, Justin	K	6-1	184	32	11	Texas	Austin, TX	FA '12
97	Urban, Brent	DE	6-7	309	31	8	Virginia	Mississauga, ON, CAN	FA '22
16	Wallace, Tylan	WR	5-11	198	23	2	Oklahoma State	Fort Worth, TX	D4 '21
96	Washington, Broderick	DT	6-2	314	25	3	Texas Tech	Longview, TX	D5 '20
57	Welch, Kristian	LB	6-3	242	24	3	Iowa	Iola, WI	FA '20
22	Williams, Damarion	CB	5-10	180	24	R	Houston	Miami, FL	D4f '22
32	Williams, Marcus	S	6-1	207	26	6	Utah	Eastvale, CA	UFA (NO) '22
41	Worley, Daryl	CB	6-1	205	27	6	West Virginia	Philadelphia, PA	FA '22
70	Zeitler, Kevin	G	6-4	339	32	11	Wisconsin	Waukesha, WI	FA '21

Practice Squad (14)

30	Badie, Tyler	RB	5-8	200	22	R	Missouri	New Orleans, LA	D6 '22
12	Brown, Anthony	QB	6-1	228	24	R	Oregon	Cliffwood, NJ	FA '22
37	Carrie, T.J.	CB	6-0	208	32	9	Ohio	Antioch, CA	FA '22
94	Mack, Isaiah	NT	6-1	311	26	3	Chattanooga	Tunnel Hill, GA	FA '21
38	Mason, Ben	FB/TE	6-3	258	23	1	Michigan	Newtown, CT	FA '22
69	McKenzie, Kahlil	G	6-3	345	25	3	Tennessee	Green Bay, WI	FA '21
48	Moon, Jeremiah	OLB	6-5	247	24	R	Florida	Hoover, AL	FA '22
91	Nichols, Rayshad	DT	6-2	305	23	R	Stephen F. Austin	Bridge City, LA	FA '22
18	Polk, Makai	WR	6-3	192	21	R	Mississippi State	Richmond, CA	FA '22
25	Seymour, Kevon	CB	6-0	188	28	6	Southern California	Pasadena, CA	FA '21
74	Sharpe, David	T	6-6	346	26	5	Florida	Jacksonville, FL	FA '21
81	Victor, Binjimen	WR	6-4	191	25	1	Ohio State	Pompano Beach, FL	FA '21
29	Washington, Ar'Darius	S	5-8	176	22	2	Texas Christian	Shreveport, LA	FA '21
87	Webb, Raleigh	WR	6-2	213	24	R	The Citadel	Acworth, GA	FA '22

Injured Reserve (8)

47	Biegel, Vince	LB	6-3	246	29	6	Wisconsin	Marshfield, WI	FA '22
82	Bolden, Slade	WR	5-11	193	23	R	Alabama	West Monroe, LA	FA '22
23	Fuller, Kyle	CB	5-11	200	30	9	Virginia Tech	Baltimore, MD	FA '22
59	Hayes, Daelin	OLB	6-4	257	24	2	Notre Dame	Belleville, MI	D5b '21
71	James, Ja'Wuan	T	6-6	323	30	8	Tennessee	Atlanta, GA	FA '21
88	Kolar, Charlie	TE	6-6	250	23	R	Iowa State	Norman, OK	D4c '22
60	Means, Steven	OLB	6-3	269	32	8	Buffalo	Buffalo, NY	FA '22
51	Ross, Josh	ILB	6-0	229	22	R	Michigan	Southfield, MI	FA '22

Reserved/PUP (2)

54	Bowser, Tyus	OLB	6-3	242	27	6	Houston	Tyler, TX	D2 '17
35	Edwards, Gus	RB	6-1	238	27	5	Rutgers	Liberia	FA '18

Reserve/NFIN (1)

90	Ojabo, David	OLB	6-4	255	22	R	Michigan	Aberdeen, Scotland	D2 '22
----	--------------	-----	-----	-----	----	---	----------	--------------------	--------

NUMERICAL ROSTER

NO.	NAME	POS	HT	WT	AGE	EXP	COLLEGE	HOMETOWN	HOW ACQ
2	Tyler Huntley	QB	6-1	204	24	3	Utah	Hallandale Beach, FL	FA '20
3	James Proche II	WR	5-11	191	26	3	Southern Methodist	Dallas, TX	D6 '20
5	Jalyn Armour-Davis	CB	6-1	195	23	R	Alabama	Mobile, AL	D4b '22
6	Patrick Queen	ILB	6-0	237	23	3	Louisiana State	Ventress, LA	D1 '20
7	Rashod Bateman	WR	6-1	197	22	2	Minnesota	Tifton, GA	D1a '21
8	Lamar Jackson	QB	6-2	230	25	5	Louisville	Pompano Beach, FL	D1b '18
9	Justin Tucker	K	6-1	184	32	11	Texas	Austin, TX	FA '12
10	Demarcus Robinson	WR	6-1	203	27	7	Florida	Fort Valley, GA	FA '22
11	Jordan Stout	P	6-3	214	24	R	Penn State	Abingdon, VA	D4d '22
13	Devin Duvernay	WR	5-11	202	25	3	Texas	Sachse, TX	D3b '20
14	Kyle Hamilton	S	6-4	221	21	R	Notre Dame	Atlanta, GA	D1a '22
16	Tylan Wallace	WR	5-11	198	23	2	Oklahoma State	Fort Worth, TX	D4 '21
17	Kenyan Drake	RB	6-1	210	28	7	Alabama	Marietta, GA	FA '22
21	Brandon Stephens	DB	6-1	215	24	2	Southern Methodist	Plano, TX	D3b '21
22	Damarion Williams	CB	5-10	180	24	R	Houston	Miami, FL	D4f '22
24	Marcus Peters	CB	6-0	197	29	8	Washington	Oakland, CA	TR (LAR) '19
26	Geno Stone	S	5-11	209	23	3	Iowa	New Castle, PA	D7 '20
27	J.K. Dobbins	RB	5-10	212	23	3	Ohio State	La Grange, TX	D2 '20
28	Mike Davis	RB	5-9	223	29	8	South Carolina	Stone Mountain, GA	FA '22
32	Marcus Williams	S	6-1	207	26	6	Utah	Eastvale, CA	UFA (NO) '22
36	Chuck Clark	S	6-0	209	27	6	Virginia Tech	Suffolk, VA	D6 '17
40	Malik Harrison	LB	6-3	259	24	3	Ohio State	Columbus, OH	D3c '20
41	Daryl Worley	CB	6-1	205	27	6	West Virginia	Philadelphia, PA	FA '22
42	Patrick Ricard	FB	6-3	305	28	6	Maine	Spencer, MA	FA '17
43	Justice Hill	RB	5-10	200	24	4	Oklahoma State	Tulsa, OK	D4a '19
44	Marlon Humphrey	CB	6-0	205	26	6	Alabama	Hoover, AL	D1 '17
46	Nick Moore	LS	6-2	253	29	3	Georgia	Snellville, GA	FA '20
50	Justin Houston	OLB	6-3	270	33	12	Georgia	Statesboro, GA	FA '21
53	Del'Shawn Phillips	LB	6-2	230	25	3	Illinois	Highland Park, MI	FA '22
56	Josh Bynes	ILB	6-1	235	33	11	Auburn	Lauderdale Lakes, FL	FA '21
57	Kristian Welch	LB	6-3	242	24	3	Iowa	Iola, WI	FA '20
58	Michael Pierce	NT	6-0	355	29	6	Samford	Daphne, AL	FA '22
63	Trystan Colon	C/G	6-3	320	24	3	Missouri	Webb City, MO	FA '20
64	Tyler Linderbaum	C	6-2	305	22	R	Iowa	Solon, IA	D1b '22
65	Patrick Mekari	OL	6-4	305	25	4	Cal-Berkeley	Westlake Village, CA	FA '19
66	Ben Cleveland	G	6-6	370	24	2	Georgia	Toccoa, GA	D3a '21
70	Kevin Zeitler	G	6-4	339	32	11	Wisconsin	Waukesha, WI	FA '21
72	Ben Powers	G	6-4	338	25	4	Oklahoma	Wichita, KS	D4b '19
77	Daniel Faalele	T	6-8	380	22	R	Minnesota	Melbourne, Australia	D4a '22
78	Morgan Moses	T	6-6	320	31	9	Virginia	North Chesterfield, VA	UFA (NYJ) '22
79	Ronnie Stanley	T	6-6	315	28	7	Notre Dame	Las Vegas, NV	D1 '16
80	Isaiah Likely	TE	6-4	241	22	R	Coastal Carolina	Cambridge, MA	D4e '22
84	Josh Oliver	TE	6-5	259	25	4	San Jose State	Paso Robles, CA	TR (Jax.) '21
86	Nick Boyle	TE	6-4	261	29	8	Delaware	Sussex, NJ	D5a '15
89	Mark Andrews	TE	6-5	247	27	5	Oklahoma	Scottsdale, AZ	D3b '18
92	Justin Madubuike	DT	6-3	293	24	3	Texas A&M	McKinney, TX	D3a '20
93	Calais Campbell	DT	6-8	307	36	15	Miami (FL)	Denver, CO	TR (Jax.) '20
96	Broderick Washington	DT	6-2	314	25	3	Texas Tech	Longview, TX	D5 '20
97	Brent Urban	DE	6-7	309	31	8	Virginia	Mississauga, ON, CAN	FA '22
98	Travis Jones	DT	6-4	334	22	R	Connecticut	New Haven, CT	D3 '22
99	Odafe Oweh	OLB	6-5	257	23	2	Penn State	Hackensack, NJ	D1b '21

Practice Squad (14)

12	Anthony Brown	QB	6-1	228	24	R	Oregon	Cliffwood, NJ	FA '22
18	Makai Polk	WR	6-3	192	21	R	Mississippi State	Richmond, CA	FA '22
25	Kevon Seymour	CB	6-0	188	28	6	Southern California	Pasadena, CA	FA '21
29	Ar'Darius Washington	S	5-8	176	22	2	Texas Christian	Shreveport, LA	FA '21
30	Tyler Badie	RB	5-8	200	22	R	Missouri	New Orleans, LA	D6 '22
37	T.J. Carrie	CB	6-0	208	32	9	Ohio	Antioch, CA	FA '22
38	Ben Mason	FB/TE	6-3	258	23	1	Michigan	Newtown, CT	FA '22
48	Jeremiah Moon	OLB	6-5	247	24	R	Florida	Hoover, AL	FA '22
69	Kahlil McKenzie	G	6-3	345	25	3	Tennessee	Green Bay, WI	FA '21
74	David Sharpe	T	6-6	346	26	5	Florida	Jacksonville, FL	FA '21
81	Binjimen Victor	WR	6-4	191	25	1	Ohio State	Pompano Beach, FL	FA '21
87	Raleigh Webb	WR	6-2	213	24	R	The Citadel	Acworth, GA	FA '22
91	Rayshad Nichols	DT	6-2	305	23	R	Stephen F. Austin	Bridge City, LA	FA '22
94	Isaiah Mack	NT	6-1	311	26	3	Chattanooga	Tunnel Hill, GA	FA '21

Injured Reserve (8)

23	Kyle Fuller	CB	5-11	200	30	9	Virginia Tech	Baltimore, MD	FA '22
47	Vince Biegel	LB	6-3	246	29	6	Wisconsin	Marshfield, WI	FA '22
51	Josh Ross	ILB	6-0	229	22	R	Michigan	Southfield, MI	FA '22
59	Daelin Hayes	OLB	6-4	257	24	2	Notre Dame	Belleville, MI	D5b '21
60	Steven Means	OLB	6-3	269	32	8	Buffalo	Buffalo, NY	FA '22
71	Ja'Wuan James	T	6-6	323	30	8	Tennessee	Atlanta, GA	FA '21
82	Slade Bolden	WR	5-11	193	23	R	Alabama	West Monroe, LA	FA '22
88	Charlie Kolar	TE	6-6	250	23	R	Iowa State	Norman, OK	D4c '22

Reserved/PUP (2)

35	Gus Edwards	RB	6-1	238	27	5	Rutgers	Liberia	FA '18
54	Tyus Bowser	OLB	6-3	242	27	6	Houston	Tyler, TX	D2 '17

Reserve/NFIN (1)

90	David Ojabo	OLB	6-4	255	22	R	Michigan	Aberdeen, Scotland	D2 '22
----	-------------	-----	-----	-----	----	---	----------	--------------------	--------



POSITIONAL ROSTER

NO.	NAME	POS.	HT.	WT.	AGE	EXP.	COLLEGE	HOMETOWN	HOW ACQ.
QUARTERBACKS (3)									
2	Huntley, Tyler	QB	6-1	204	24	3	Utah	Hallandale Beach, FL	FA '20
8	Jackson, Lamar	QB	6-2	230	25	5	Louisville	Pompano Beach, FL	D1b '18
12	Brown, Anthony (PS)	QB	6-1	228	24	R	Oregon	Cliffwood, NJ	FA '22
RUNNING BACKS (8)									
17	Drake, Kenyan	RB	6-1	210	28	7	Alabama	Marietta, GA	FA '22
27	Dobbins, J.K.	RB	5-10	212	23	3	Ohio State	La Grange, TX	D2 '20
28	Davis, Mike	RB	5-9	223	29	8	South Carolina	Stone Mountain, GA	FA '22
30	Badie, Tyler (PS)	RB	5-8	200	22	R	Missouri	New Orleans, LA	D6 '22
35	Edwards, Gus (R/PUP)	RB	6-1	238	27	5	Rutgers	Liberia	FA '18
38	Mason, Ben (PS)	FB/TE	6-3	258	23	1	Michigan	Newtown, CT	FA '22
42	Ricard, Patrick	FB	6-3	305	28	6	Maine	Spencer, MA	FA '17
43	Hill, Justice	RB	5-10	200	24	4	Oklahoma State	Tulsa, OK	D4a '19
WIDE RECEIVERS (9)									
3	Proche II, James	WR	5-11	191	26	3	Southern Methodist	Dallas, TX	D6 '20
7	Bateman, Rashod	WR	6-1	197	22	2	Minnesota	Tifton, GA	D1a '21
10	Robinson, Demarcus	WR	6-1	203	27	7	Florida	Fort Valley, GA	FA '22
13	Duvernay, Devin	WR	5-11	202	25	3	Texas	Sachse, TX	D3b '20
16	Wallace, Tylan	WR	5-11	198	23	2	Oklahoma State	Fort Worth, TX	D4 '21
18	Polk, Makai (PS)	WR	6-3	192	21	R	Mississippi State	Richmond, CA	FA '22
81	Victor, Binjimen (PS)	WR	6-4	191	25	1	Ohio State	Pompano Beach, FL	FA '21
82	Bolden, Slade (IR)	WR	5-11	193	23	R	Alabama	West Monroe, LA	FA '22
87	Webb, Raleigh (PS)	WR	6-2	213	24	R	The Citadel	Acworth, GA	FA '22
TIGHT ENDS (5)									
80	Likely, Isaiah	TE	6-4	241	22	R	Coastal Carolina	Cambridge, MA	D4e '22
84	Oliver, Josh	TE	6-5	259	25	4	San Jose State	Paso Robles, CA	TR (Jax.) '21
86	Boyle, Nick	TE	6-4	261	29	8	Delaware	Sussex, NJ	D5a '15
88	Kolar, Charlie (IR)	TE	6-6	250	23	R	Iowa State	Norman, OK	D4c '22
89	Andrews, Mark	TE	6-5	247	27	5	Oklahoma	Scottsdale, AZ	D3b '18
OFFENSIVE LINE (12)									
63	Colon, Trystan	C/G	6-3	320	24	3	Missouri	Webb City, MO	FA '20
64	Linderbaum, Tyler	C	6-2	305	22	R	Iowa	Solon, IA	D1b '22
65	Mekari, Patrick	OL	6-4	305	25	4	Cal-Berkeley	Westlake Village, CA	FA '19
66	Cleveland, Ben	G	6-6	370	24	2	Georgia	Toccoa, GA	D3a '21
69	McKenzie, Kahlil (PS)	G	6-3	345	25	3	Tennessee	Green Bay, WI	FA '21
70	Zeitler, Kevin	G	6-4	339	32	11	Wisconsin	Waukesha, WI	FA '21
71	James, Ja'Wuan (IR)	T	6-6	323	30	8	Tennessee	Atlanta, GA	FA '21
72	Powers, Ben	G	6-4	338	25	4	Oklahoma	Wichita, KS	D4b '19
74	Sharpe, David (PS)	T	6-6	346	26	5	Florida	Jacksonville, FL	FA '21
77	Faalele, Daniel	T	6-8	380	22	R	Minnesota	Melbourne, Australia	D4a '22
78	Moses, Morgan	T	6-6	320	31	9	Virginia	North Chesterfield, VA	UFA (NYJ) '22
79	Stanley, Ronnie	T	6-6	315	28	7	Notre Dame	Las Vegas, NV	D1 '16
LINEBACKERS (14)									
6	Queen, Patrick	ILB	6-0	237	23	3	Louisiana State	Ventress, LA	D1 '20
40	Harrison, Malik	LB	6-3	259	24	3	Ohio State	Columbus, OH	D3c '20
47	Biegel, Vince (IR)	LB	6-3	246	29	6	Wisconsin	Marshfield, WI	FA '22
48	Moon, Jeremiah (PS)	OLB	6-5	247	24	R	Florida	Hoover, AL	FA '22
50	Houston, Justin	OLB	6-3	270	33	12	Georgia	Statesboro, GA	FA '21
51	Ross, Josh (IR)	ILB	6-0	229	22	R	Michigan	Southfield, MI	FA '22
53	Phillips, Del'Shawn	LB	6-2	230	25	3	Illinois	Highland Park, MI	FA '22
54	Bowser, Tyus (R/PUP)	OLB	6-3	242	27	6	Houston	Tyler, TX	D2 '17
56	Bynes, Josh	ILB	6-1	235	33	11	Auburn	Lauderdale Lakes, FL	FA '21
57	Welch, Kristian	LB	6-3	242	24	3	Iowa	Iola, WI	FA '20
59	Hayes, Daelin (IR)	OLB	6-4	257	24	2	Notre Dame	Belleville, MI	D5b '21
60	Means, Steven (IR)	OLB	6-3	269	32	8	Buffalo	Buffalo, NY	FA '22
90	Ojabo, David (R/NFI)	OLB	6-4	255	22	R	Michigan	Aberdeen, Scotland	D2 '22
99	Oweh, Odafe	OLB	6-5	257	23	2	Penn State	Hackensack, NJ	D1b '21
DEFENSIVE BACKS (14)									
5	Armour-Davis, Jalyn	CB	6-1	195	23	R	Alabama	Mobile, AL	D4b '22
14	Hamilton, Kyle	S	6-4	221	21	R	Notre Dame	Atlanta, GA	D1a '22
21	Stephens, Brandon	DB	6-1	215	24	2	Southern Methodist	Piano, TX	D3b '21
22	Williams, Damarion	CB	5-10	180	24	R	Houston	Miami, FL	D4f '22
23	Fuller, Kyle (IR)	CB	5-11	200	30	9	Virginia Tech	Baltimore, MD	FA '22
24	Peters, Marcus	CB	6-0	197	29	8	Washington	Oakland, CA	TR (LAR) '19
25	Seymour, Kevon (PS)	CB	6-0	188	28	6	Southern California	Pasadena, CA	FA '21
26	Stone, Geno	S	5-11	209	23	3	Iowa	New Castle, PA	D7 '20
29	Washington, Ar'Darius (PS)	S	5-8	176	22	2	Texas Christian	Shreveport, LA	FA '21
32	Williams, Marcus	S	6-1	207	26	6	Utah	Eastvale, CA	UFA (NO) '22
36	Clark, Chuck	S	6-0	209	27	6	Virginia Tech	Suffolk, VA	D6 '17
37	Carrie, T.J. (PS)	CB	6-0	208	32	9	Ohio	Antioch, CA	FA '22
41	Worley, Daryl	CB	6-1	205	27	6	West Virginia	Philadelphia, PA	FA '22
44	Humphrey, Marlon	CB	6-0	205	26	6	Alabama	Hoover, AL	D1 '17
DEFENSIVE LINE (8)									
58	Pierce, Michael	NT	6-0	355	29	6	Samford	Daphne, AL	FA '22
91	Nichols, Rayshad (PS)	DT	6-2	305	23	R	Stephen F. Austin	Bridge City, LA	FA '22
92	Madubuike, Justin	DT	6-3	293	24	3	Texas A&M	McKinney, TX	D3a '20
93	Campbell, Calais	DT	6-8	307	36	15	Miami (FL)	Denver, CO	TR (Jax.) '20
94	Mack, Isaiah (PS)	NT	6-1	311	26	3	Chattanooga	Tunnel Hill, GA	FA '21
96	Washington, Broderick	DT	6-2	314	25	3	Texas Tech	Longview, TX	D5 '20
97	Urban, Brent	DE	6-7	309	31	8	Virginia	Mississauga, ON, CAN	FA '22
98	Jones, Travis	DT	6-4	334	22	R	Connecticut	New Haven, CT	D3 '22
SPECIALISTS (3)									
9	Tucker, Justin	K	6-1	184	32	11	Texas	Austin, TX	FA '12
11	Stout, Jordan	P	6-3	214	24	R	Penn State	Abingdon, VA	D4d '22
46	Moore, Nick	LS	6-2	253	29	3	Georgia	Snellville, GA	FA '20



2022 DEPTH CHART

Compiled by Ravens PR Staff: Sept. 20, 2022

OFFENSE

WR	7	Rashod Bateman	10	Demarcus Robinson	16	Tylan Wallace
WR	13	Devin Duvernay	3	James Proche II^		
LT	79	Ronnie Stanley^	65	Patrick Mekari		
LG	72	Ben Powers	66	Ben Cleveland		
C	<u>64</u>	<u>Tyler Linderbaum</u>	63	Trystan Colon	65	Patrick Mekari
RG	70	Kevin Zeitler	66	Ben Cleveland		
RT	78	Morgan Moses	<u>77</u>	<u>Daniel Faalele</u>		
TE	89	Mark Andrews	86	Nick Boyle	<u>80</u>	<u>Isaiah Likely</u> 84 Josh Oliver
QB	8	Lamar Jackson	2	Tyler Huntley		
FB	42	Patrick Ricard				
RB	27	J.K. Dobbins^	17	Kenyan Drake	-or-	28 Mike Davis -or- 43 Justice Hill

DEFENSE

DT	92	Justin Madubuike	96	Broderick Washington		
NT	58	Michael Pierce	<u>98</u>	<u>Travis Jones^</u>		
DE	93	Calais Campbell	97	Brent Urban		
RUSH	99	Odafe Oweh	50	Justin Houston		
MLB	56	Josh Bynes	57	Kristian Welch		
WLB	6	Patrick Queen	40	Malik Harrison	53	Del'Shawn Phillips
SAM	50	Justin Houston	-or-	40 Malik Harrison		
CB	24	Marcus Peters	21	Brandon Stephens^	<u>22</u>	<u>Damarion Williams</u>
SS	36	Chuck Clark	26	Geno Stone		
FS	32	Marcus Williams	<u>14</u>	<u>Kyle Hamilton</u>		
CB	44	Marlon Humphrey	<u>5</u>	<u>Jalyn Armour-Davis</u>	41	Daryl Worley

SPECIAL TEAMS

P	<u>11</u>	<u>Jordan Stout</u>				
K	9	Justin Tucker				
H	<u>11</u>	<u>Jordan Stout</u>				
LS	46	Nick Moore				
KOR	13	Devin Duvernay	43	Justice Hill		
PR	13	Devin Duvernay	3	James Proche II^	<u>22</u>	<u>Damarion Williams</u>

All Rookies Underlined

^ Missed Last Game w/ Injury

PRONUNCIATIONS

PLAYERS: Tyler Badie (BAY-dee); Vince Biegel (BEE-gull); Calais Campbell (cuh-LAY-us); Devin Duvernay (DOO-ver-nay); Daniel Faalele (FAH-ah-LAY-lay); Charlie Kolar (KOH-ler); Justin Madubuike (mad-uh-BEE-kay); Patrick Mekari (muh-CARE-ee); David Ojabo (oh-JOBB-oh); Odafe Oweh (uh-DAH-fay, O-way); James Proche II (pro-SHAY); Kevon Seymour (KEE-von); Tylan Wallace (TIE-luhn); Ar'Darius Washington (ar-DARE-ee-us); COACHES: Joe D'Alessandris (dell-ah-SAN-dress); D'Anton Lynn (DANT-in); Craig Ver Steeg (ver-STEGG); T.J. Weist (WEEST)

COACHING STAFF

John Harbaugh - Head Coach
 Chris Horton - Special Teams Coordinator
 Mike Macdonald - Defensive Coordinator
 Greg Roman - Offensive Coordinator
 Randy Brown - Special Teams Coach
 Joe D'Alessandris - Offensive Line Coach
 Mike Devlin - Asst. Offensive Line Coach
 Kerry Dixon - Asst. Quarterbacks Coach
 George Godsey - Tight Ends Coach
 Chris Hewitt - Pass Game Coordinator / Secondary
 Rob Leonard - Outside Linebackers Coach
 D'Anton Lynn - Safeties Coach
 Tee Martin - Wide Receivers Coach

Zach Orr - Inside Linebackers Coach
 Ryan Osborn - Defensive Assistant
 Jay Peterson - Defensive Assistant
 Matt Robinson - Defensive Assistant
 Steve Saunders - Head Strength & Conditioning Coach
 Daniel Stern - Offensive Assistant
 Travis Switzer - Offensive Assistant
 James Urban - Quarterbacks Coach
 Craig Ver Steeg - Running Backs Coach
 Anthony Weaver - Asst. Head Coach / Defensive Line Coach
 T.J. Weist - Special Teams Coach
 Keith Williams - Pass Game Specialist

HOW THE RAVENS ARE BUILT

YEAR	DRAFTEES (34)	FREE AGENTS (23)	TRADES (3)	UDFA (15)
2012				K Justin Tucker (FA '12)
2015	TE Nick Boyle (5a)			
2016	T Ronnie Stanley (1)			
2017	CB Marlon Humphrey (1) OLB Tyus Bowser (2) Ω S Chuck Clark (6)			FB Patrick Ricard (FA '17)
2018	QB Lamar Jackson (1b) TE Mark Andrews (3b)			RB Gus Edwards (FA '18) Ω
2019	RB Justice Hill (4a) G Ben Powers (4b)		CB Marcus Peters (TR LAR '19)	OL Patrick Mekari (FA '19)
2020	ILB Patrick Queen (1) RB J.K. Dobbins (2) DT Justin Madubuike (3a) WR Devin Duvernay (3b) LB Malik Harrison (3c) DT Broderick Washington (5) WR James Proche II (6) S Geno Stone (7)	LS Nick Moore (FA '20)	DT Calais Campbell (TR Jax. '20)	C/G Trystan Colon (FA '20) QB Tyler Huntley (FA '20) LB Kristian Welch (FA '20)
2021	WR Rashod Bateman (1a) OLB Odafe Oweh (1b) G Ben Cleveland (3a) DB Brandon Stephens (3b) WR Tylan Wallace (4) OLB Daelin Hayes (5b) *	ILB Josh Bynes (FA '21) OLB Justin Houston (FA '21) T Ja'Wuan James (FA '21) * G Kahlil McKenzie (FA '21) ^ CB Kevon Seymour (FA '21) ^ T David Sharpe (FA '21) ^ WR Binjimen Victor (FA '21) ^ G Kevin Zeitler (FA '21)	TE Josh Oliver (TR Jax. '21)	S Ar'Darius Washington (FA '21) ^
2022	S Kyle Hamilton (1a) C Tyler Linderbaum (1b) OLB David Ojabo (2) δ DT Travis Jones (3) T Daniel Faalele (4a) CB Jalyn Armour-Davis (4b) TE Charlie Kolar (4c) * P Jordan Stout (4d) TE Isaiah Likely (4e) CB Damarion Williams (4f) RB Tyler Badie (6) ^	LB Vince Biegel (FA '22) * CB T.J. Carrie (FA '22) ^ RB Mike Davis (FA '22) RB Kenyan Drake (FA '22) CB Kyle Fuller (FA '22) * FB/TE Ben Mason (FA '22) ^ OLB Steven Means (FA '22) * T Morgan Moses (UFA NYJ '22) LB Del'Shawn Phillips (FA '22) NT Michael Pierce (FA '22) WR Demarcus Robinson (FA '22) DE Brent Urban (FA '22) S Marcus Williams (UFA NO '22) CB Daryl Worley (FA '22)		WR Slade Bolden (FA '22) * QB Anthony Brown (FA '22) ^ OLB Jeremiah Moon (FA '22) ^ DT Rayshad Nichols (FA '22) ^ WR Makai Polk (FA '22) ^ ILB Josh Ross (FA '22) * WR Raleigh Webb (FA '22) ^

Key: *Injured Reserve, ^Practice Squad, RFA = Rookie Free Agent, RSFA = Restricted Free Agent, TR = Trade, UFA = Unrestricted Free Agent, δ = Reserve/NFI, Ω = Reserve/PUP

PARTICIPATION CHART

PLAYERS	@ NYJ	MIA	@ NE	BUF	CIN	@ NYG	CLE	@ TB	@ NO	CAR	@ JAX	DEN	@ PIT	@ CLE	ATL	PIT	@ CIN	GP	GS	DNP	IN
	9/11	9/18	9/25	10/2	10/9	10/16	10/23	10/27	11/7	11/20	11/27	12/4	12/11	12/18	12/24	1/1	1/8				
Mark Andrews	TE	TE	-	-	-	-	-	-	-	-	-	-	-	-	-	-	-	2	2	0	0
Jalyn Armour-Davis	P	P	-	-	-	-	-	-	-	-	-	-	-	-	-	-	-	2	0	0	0
Tyler Badie	PS	PS	-	-	-	-	-	-	-	-	-	-	-	-	-	-	-	0	0	0	0
Rashod Bateman	WR	P	-	-	-	-	-	-	-	-	-	-	-	-	-	-	-	2	1	0	0
Vince Biegel	IR	IR	-	-	-	-	-	-	-	-	-	-	-	-	-	-	-	0	0	0	0
Slade Bolden	IR	IR	-	-	-	-	-	-	-	-	-	-	-	-	-	-	-	0	0	0	0
Tyus Bowser	R/PUP	R/PUP	-	-	-	-	-	-	-	-	-	-	-	-	-	-	-	0	0	0	0
Nick Boyle	N	N	-	-	-	-	-	-	-	-	-	-	-	-	-	-	-	0	0	0	2
Anthony Brown	PS	PS	-	-	-	-	-	-	-	-	-	-	-	-	-	-	-	0	0	0	0
Josh Bynes	MLB	MLB	-	-	-	-	-	-	-	-	-	-	-	-	-	-	-	2	2	0	0
Calais Campbell	DE	DE	-	-	-	-	-	-	-	-	-	-	-	-	-	-	-	2	2	0	0
T.J. Carrie	NOT	PS	-	-	-	-	-	-	-	-	-	-	-	-	-	-	-	0	0	0	0
Chuck Clark	SS	SS	-	-	-	-	-	-	-	-	-	-	-	-	-	-	-	2	2	0	0
Ben Cleveland	P	P	-	-	-	-	-	-	-	-	-	-	-	-	-	-	-	2	0	0	0
Trystan Colon	P	X	-	-	-	-	-	-	-	-	-	-	-	-	-	-	-	1	0	1	0
Mike Davis	P	P	-	-	-	-	-	-	-	-	-	-	-	-	-	-	-	2	0	0	0
J.K. Dobbins	N	N	-	-	-	-	-	-	-	-	-	-	-	-	-	-	-	0	0	0	2
Kenyan Drake	RB	RB	-	-	-	-	-	-	-	-	-	-	-	-	-	-	-	2	2	0	0
Devin Duvernay	WR	WR	-	-	-	-	-	-	-	-	-	-	-	-	-	-	-	2	2	0	0
Gus Edwards	R/PUP	R/PUP	-	-	-	-	-	-	-	-	-	-	-	-	-	-	-	0	0	0	0
Daniel Faaalele	N	P	-	-	-	-	-	-	-	-	-	-	-	-	-	-	-	1	0	0	1
Kyler Fackrell	PS	PS	-	-	-	-	-	-	-	-	-	-	-	-	-	-	-	0	0	0	0
Kyle Fuller	CB	IR	-	-	-	-	-	-	-	-	-	-	-	-	-	-	-	1	1	0	0
Kyle Hamilton	P	P	-	-	-	-	-	-	-	-	-	-	-	-	-	-	-	2	0	0	0
Malik Harrison	WLB	WLB	-	-	-	-	-	-	-	-	-	-	-	-	-	-	-	2	2	0	0
Daelin Hayes	IR	IR	-	-	-	-	-	-	-	-	-	-	-	-	-	-	-	0	0	0	0
Justice Hill	P	P	-	-	-	-	-	-	-	-	-	-	-	-	-	-	-	2	0	0	0
Justin Houston	P	P	-	-	-	-	-	-	-	-	-	-	-	-	-	-	-	2	0	0	0
Marlon Humphrey	CB	CB	-	-	-	-	-	-	-	-	-	-	-	-	-	-	-	2	2	0	0
Tyler Huntley	X	X	-	-	-	-	-	-	-	-	-	-	-	-	-	-	-	0	0	2	0
Lamar Jackson	QB	QB	-	-	-	-	-	-	-	-	-	-	-	-	-	-	-	2	2	0	0
Ja'Wuan James	LT	IR	-	-	-	-	-	-	-	-	-	-	-	-	-	-	-	1	1	0	0
Travis Jones	N	N	-	-	-	-	-	-	-	-	-	-	-	-	-	-	-	0	0	0	2
Charlie Kolar	IR	IR	-	-	-	-	-	-	-	-	-	-	-	-	-	-	-	0	0	0	0
Isaiah Likely	P	P	-	-	-	-	-	-	-	-	-	-	-	-	-	-	-	2	0	0	0
Tyler Linderbaum	C	C	-	-	-	-	-	-	-	-	-	-	-	-	-	-	-	2	2	0	0
Isaiah Mack	PS	PS	-	-	-	-	-	-	-	-	-	-	-	-	-	-	-	0	0	0	0
Justin Madubuike	DT	DT	-	-	-	-	-	-	-	-	-	-	-	-	-	-	-	2	2	0	0
Ben Mason	PS	PS	-	-	-	-	-	-	-	-	-	-	-	-	-	-	-	0	0	0	0
Kahlil McKenzie	PS	PS	-	-	-	-	-	-	-	-	-	-	-	-	-	-	-	0	0	0	0
Steven Means	P	P	-	-	-	-	-	-	-	-	-	-	-	-	-	-	-	2	0	0	0
Patrick Mekari	P	LT	-	-	-	-	-	-	-	-	-	-	-	-	-	-	-	2	1	0	0
Jeremiah Moon	PS	PS	-	-	-	-	-	-	-	-	-	-	-	-	-	-	-	0	0	0	0
Nick Moore	P	P	-	-	-	-	-	-	-	-	-	-	-	-	-	-	-	2	0	0	0
Morgan Moses	RT	RT	-	-	-	-	-	-	-	-	-	-	-	-	-	-	-	2	2	0	0
Rayshad Nichols	PS	PS	-	-	-	-	-	-	-	-	-	-	-	-	-	-	-	0	0	0	0
David Ojabo	R/NFI	R/NFI	-	-	-	-	-	-	-	-	-	-	-	-	-	-	-	0	0	0	0
Josh Oliver	P	TE	-	-	-	-	-	-	-	-	-	-	-	-	-	-	-	2	1	0	0
Odafe Oweh	RUSH	RUSH	-	-	-	-	-	-	-	-	-	-	-	-	-	-	-	2	2	0	0
Marcus Peters	N	CB	-	-	-	-	-	-	-	-	-	-	-	-	-	-	-	1	1	0	1
De'lShawn Phillips	NOT	P	-	-	-	-	-	-	-	-	-	-	-	-	-	-	-	1	0	0	0
Michael Pierce	NT	NT	-	-	-	-	-	-	-	-	-	-	-	-	-	-	-	2	2	0	0
Makai Polk	PS	PS	-	-	-	-	-	-	-	-	-	-	-	-	-	-	-	0	0	0	0
Ben Powers	LG	LG	-	-	-	-	-	-	-	-	-	-	-	-	-	-	-	2	2	0	0
James Proche II	P	N	-	-	-	-	-	-	-	-	-	-	-	-	-	-	-	1	0	0	1
Patrick Queen	WLB	WLB	-	-	-	-	-	-	-	-	-	-	-	-	-	-	-	2	2	0	0
Patrick Ricard	FB	FB	-	-	-	-	-	-	-	-	-	-	-	-	-	-	-	2	2	0	0
Demarcus Robinson	P	P	-	-	-	-	-	-	-	-	-	-	-	-	-	-	-	2	0	0	0
Josh Ross	P	P	-	-	-	-	-	-	-	-	-	-	-	-	-	-	-	2	0	0	0
Kevon Seymour	PS	PS	-	-	-	-	-	-	-	-	-	-	-	-	-	-	-	0	0	0	0
David Sharpe	PS	PS	-	-	-	-	-	-	-	-	-	-	-	-	-	-	-	0	0	0	0
Ronnie Stanley	N	N	-	-	-	-	-	-	-	-	-	-	-	-	-	-	-	0	0	0	2
Brandon Stephens	P	N	-	-	-	-	-	-	-	-	-	-	-	-	-	-	-	1	0	0	1
Geno Stone	P	P	-	-	-	-	-	-	-	-	-	-	-	-	-	-	-	2	0	0	0
Jordan Stout	P	P	-	-	-	-	-	-	-	-	-	-	-	-	-	-	-	2	0	0	0
Justin Tucker	P	P	-	-	-	-	-	-	-	-	-	-	-	-	-	-	-	2	0	0	0
Brent Urban	P	P	-	-	-	-	-	-	-	-	-	-	-	-	-	-	-	2	0	0	0
Binjimen Victor	PS	PS	-	-	-	-	-	-	-	-	-	-	-	-	-	-	-	0	0	0	0
Tylan Wallace	P	P	-	-	-	-	-	-	-	-	-	-	-	-	-	-	-	2	0	0	0
Ar'Darius Washington	PS	PS	-	-	-	-	-	-	-	-	-	-	-	-	-	-	-	0	0	0	0
Broderick Washington	P	P	-	-	-	-	-	-	-	-	-	-	-	-	-	-	-	2	0	0	0
Raleigh Webb	PS	P	-	-	-	-	-	-	-	-	-	-	-	-	-	-	-	1	0	0	0
Kristian Welch	P	P	-	-	-	-	-	-	-	-	-	-	-	-	-	-	-	2	0	0	0
Damarion Williams	P	P	-	-	-	-	-	-	-	-	-	-	-	-	-	-	-	2	0	0	0
Marcus Williams	FS	FS	-	-	-	-	-	-	-	-	-	-	-	-	-	-	-	2	2	0	0
Daryl Worley	PS	P	-	-	-	-	-	-	-	-	-	-	-	-	-	-	-	1	0	0	0
Kevin Zeitler	RG	RG	-	-	-	-	-	-	-	-	-	-	-	-	-	-	-	2	2	0	0

LEGEND:

Bold=Starters, P=Player was a substitution, N=On Inactive List, X=Did Not Play (Non-injury), IR=Injured Reserve, PS=Practice Squad, R/NFI=Reserve/NFIN, R/PUP=Reserved/PUP, NOT=Not on Roster

GAME-BY-GAME STARTERS

OFFENSE												
DATE	OPPONENT	WR	WR	LT	LG	C	RG	RT	TE	QB	FB	RB
9/11	at N.Y. Jets	Rashod Bateman	Devin Duvernay	Ja'Wuan James	Ben Powers	<u>Tyler Linderbaum</u>	Kevin Zeitler	Morgan Moses	Mark Andrews	Lamar Jackson	Patrick Ricard	Kenyan Drake
9/18	Miami	--	Devin Duvernay	Patrick Mekari	Ben Powers	<u>Tyler Linderbaum</u>	Kevin Zeitler	Morgan Moses	Mark Andrews/ Josh Oliver	Lamar Jackson	Patrick Ricard	Kenyan Drake
9/25	at New England	--	--	--	--	--	--	--	--	--	--	--
10/2	Buffalo	--	--	--	--	--	--	--	--	--	--	--
10/9	Cincinnati	--	--	--	--	--	--	--	--	--	--	--
10/16	at N.Y. Giants	--	--	--	--	--	--	--	--	--	--	--
10/23	Cleveland	--	--	--	--	--	--	--	--	--	--	--
10/27	at Tampa Bay	--	--	--	--	--	--	--	--	--	--	--
11/7	at New Orleans	--	--	--	--	--	--	--	--	--	--	--
11/20	Carolina	--	--	--	--	--	--	--	--	--	--	--
11/27	at Jacksonville	--	--	--	--	--	--	--	--	--	--	--
12/4	Denver	--	--	--	--	--	--	--	--	--	--	--
12/11	at Pittsburgh	--	--	--	--	--	--	--	--	--	--	--
12/18	at Cleveland	--	--	--	--	--	--	--	--	--	--	--
12/24	Atlanta	--	--	--	--	--	--	--	--	--	--	--
1/1	Pittsburgh	--	--	--	--	--	--	--	--	--	--	--
1/8	at Cincinnati	--	--	--	--	--	--	--	--	--	--	--

DEFENSE												
DATE	OPPONENT	DT	NT	DE	RUSH	MLB	WLB	SAM	CB	SS	FS	CB
9/11	at N.Y. Jets	Justin Madubiike	Michael Pierce	Calais Campbell	Odafe Oweh	Josh Byrnes	Patrick Queen	Malik Harrison	Kyle Fuller	Chuck Clark	Marcus Williams	Marlon Humphrey
9/18	Miami	Justin Madubiike	Michael Pierce	Calais Campbell	Odafe Oweh	Josh Byrnes	Patrick Queen	Malik Harrison	Marcus Peters	Chuck Clark	Marcus Williams	Marlon Humphrey
9/25	at New England	--	--	--	--	--	--	--	--	--	--	--
10/2	Buffalo	--	--	--	--	--	--	--	--	--	--	--
10/9	Cincinnati	--	--	--	--	--	--	--	--	--	--	--
10/16	at N.Y. Giants	--	--	--	--	--	--	--	--	--	--	--
10/23	Cleveland	--	--	--	--	--	--	--	--	--	--	--
10/27	at Tampa Bay	--	--	--	--	--	--	--	--	--	--	--
11/7	at New Orleans	--	--	--	--	--	--	--	--	--	--	--
11/20	Carolina	--	--	--	--	--	--	--	--	--	--	--
11/27	at Jacksonville	--	--	--	--	--	--	--	--	--	--	--
12/4	Denver	--	--	--	--	--	--	--	--	--	--	--
12/11	at Pittsburgh	--	--	--	--	--	--	--	--	--	--	--
12/18	at Cleveland	--	--	--	--	--	--	--	--	--	--	--
12/24	Atlanta	--	--	--	--	--	--	--	--	--	--	--
1/1	Pittsburgh	--	--	--	--	--	--	--	--	--	--	--
1/8	at Cincinnati	--	--	--	--	--	--	--	--	--	--	--

Rookies underlined.

2022 TRANSACTIONS

DATE	POS.	PLAYER	TRANSACTION
1/1	OLB	Daelin Hayes	Placed on Injured Reserve
1/1	CB	Robert Jackson	Activated from practice squad (COVID-19 replacement)
1/1	S	Tony Jefferson II	Activated from practice squad (standard elevation)
1/1	T	Jaryd Jones-Smith	Activated from practice squad (standard elevation)
1/1	T	David Sharpe	Signed from the practice squad to the active roster
1/1	DB	Mazzi Wilkins	Placed on Practice Squad/COVID-19
1/4	TE	Josh Oliver	Placed on Exempt/COVID-19, then reverted to the active roster on 1/6
1/4	RB	Jacques Patrick	Signed to practice squad
1/4	CB	Kevin Toliver II	Activated off Practice Squad/COVID-19
1/6	TE	Nick Boyle	Placed on Reserve/COVID-19
1/6	RB	Justice Hill	Activated off Reserve/COVID-19
1/6	FB/DL	Patrick Ricard	Placed on Injured Reserve
1/6	S	Ar'Darius Washington	Activated off Reserve/COVID-19
1/6	FB/DL	Patrick Ricard	Placed on Reserve/COVID-19
1/8	S	Tony Jefferson II	Signed from the practice squad to the active roster
1/8	T	Jaryd Jones-Smith	Activated from practice squad (COVID-19 replacement)
1/8	NT	Isaiah Mack	Activated from practice squad (standard elevation)
1/8	TE	Tony Poljan	Activated from practice squad (standard elevation)
1/10	CB	Robert Jackson	Signed to Reserve/Future contract
1/10	T	Jaryd Jones-Smith	Signed to Reserve/Future contract
1/10	G/DT	Kahlil McKenzie	Signed to Reserve/Future contract
1/10	WR	Jaylon Moore	Signed to Reserve/Future contract
1/10	C	Jimmy Murray	Signed to Reserve/Future contract
1/10	TE	Tony Poljan	Re-signed to Reserve/Future contract
1/10	CB	Kevin Toliver II	Re-signed to Reserve/Future contract
1/10	WR	Binjimen Victor	Re-signed to Reserve/Future contract
1/13	NT	Isaiah Mack	Re-signed to Reserve/Future contract
1/17	DB	Kevon Seymour	Re-signed
1/18	RB	Nate McCrary	Re-signed to Reserve/Future contract
1/21	FB/TE	Ben Mason	Signed to Reserve/Future contract
2/25	S	Tony Jefferson II	Re-signed
3/9	CB	Tavon Young	Terminated the contract of vested veteran
3/17	S	Marcus Williams	Signed unrestricted free agent
3/17	T	Morgan Moses	Signed unrestricted free agent
3/23	DT	Michael Pierce	Signed free agent
3/24	FB/DL	Patrick Ricard	Re-signed to a three-year contract extension
4/13	ILB	Josh Byrnes	Re-signed
4/14	DT	Calais Campbell	Re-signed
4/18	WR	Miles Boykin	Released
4/18	C/G	Trystan Colon	Re-signed exclusive rights free agent
4/18	QB	Tyler Huntley	Re-signed exclusive rights free agent
4/18	LS	Nick Moore	Re-signed exclusive rights free agent
4/18	LB	Kristian Welch	Re-signed exclusive rights free agent
4/28	WR	Marquise Brown	Traded to the Arizona Cardinals in exchange for the 23rd overall selection in the 2022 NFL Draft
5/6	RB	Tyler Badie	Signed 2022 draft choice
5/6	WR	Slade Bolden	Signed undrafted rookie free agent
5/6	WR	Shemar Bridges	Signed undrafted rookie free agent
5/6	QB	Anthony Brown	Signed undrafted rookie free agent
5/6	WR	Trevon Clark	Signed undrafted rookie free agent
5/6	T	Aron Johnson	Signed undrafted rookie free agent
5/6	ILB	Zakoby McClain	Signed undrafted rookie free agent
5/6	OLB	Jeremiah Moon	Signed undrafted rookie free agent
5/6	DT	Rayshad Nichols	Signed undrafted rookie free agent
5/6	RB	Ricky Person	Signed undrafted rookie free agent
5/6	WR	Makai Polk	Signed undrafted rookie free agent
5/6	ILB	Josh Ross	Signed undrafted rookie free agent
5/6	CB	David Vereen	Signed undrafted rookie free agent
5/6	WR	Raleigh Webb	Signed undrafted rookie free agent
5/6	OLB	Chuck Wiley	Signed undrafted rookie free agent
5/6	CB	Denzel Williams	Signed undrafted rookie free agent
5/6	WR	Devon Williams	Signed undrafted rookie free agent
5/10	RB	Mike Davis	Signed
5/11	DT	Xavier Kelly	Waived
5/16	LB	Vince Biegel	Signed
5/20	DT	Travis Jones	Signed 2022 draft choice
5/23	ILB	Diego Fagot	Signed undrafted rookie free agent
5/23	DL	Brent Urban	Signed
5/24	S	Chris Moore	Waived
5/26	QB	Brett Hundley	Signed
5/31	CB	Kyle Fuller	Signed
5/31	T	Aron Johnson	Waived
5/31	CB	Kevin Toliver II	Waived
6/2	C	Tyler Linderbaum	Signed 2022 draft choice
6/6	TE	Isaiah Likely	Signed 2022 draft choice
6/7	S	Kyle Hamilton	Signed 2022 draft choice
6/7	CB	Damarion Williams	Signed 2022 draft choice
6/9	TE	Charlie Kolar	Signed 2022 draft choice
6/13	P	Jordan Stout	Signed 2022 draft choice
6/14	DE	Derek Wolfe	Terminated the contract of vested veteran (injury settlement)
6/17	OLB	Steven Means	Signed
7/12	OLB	Justin Houston	Re-signed
7/21	T	David Sharpe	Signed
7/23	CB	Iman Marshall	Waived
7/26	RB	Corey Clement	Signed

7/27	G	Ben Cleveland	Placed on the Reserve/Non-Football Injury (NFI) list
7/27	WR	Bailey Gaither	Signed
8/2	WR	Trevon Clark	Waived
8/2	OLB	David Ojabo	Signed 2022 draft choice
8/8	LB	Vince Biegel	Placed on Injured Reserve
8/8	K	Justin Tucker	Re-signed to a four-year contract extension
8/8	CB	Daryl Worley	Signed
8/12	OLB	Trent Harris	Signed
8/12	CB	Denzel Williams	Waived
8/12	WR	Devon Williams	Waived
8/15	RB	Corey Clement	Waived
8/15	CB	Robert Jackson	Waived
8/16	OLB	Trent Harris	Placed on Injured Reserve
8/16	QB	Brett Hundley	Terminated the contract of vested veteran
8/23	WR	Slade Bolden	Waived (injured)
8/23	RB	Gus Edwards	Placed on the Reserve/Physically Unable to Perform (PUP) list
8/23	ILB	Diego Fagot	Waived
8/23	WR	Bailey Gaither	Waived
8/23	T	Jaryd Jones-Smith	Waived
8/23	WR	Jaylon Moore	Waived
8/23	WR	Demarcus Robinson	Signed
8/25	OLB	Trent Harris	Placed on Injured Reserve, who later reached an injury settlement on 8/25
8/26	OLB	Tyus Bowser	Placed on the Reserve/Physically Unable to Perform (PUP) list
8/26	P	Cameron Dicker	Signed
8/29	P	Cameron Dicker	Waived
8/29	C	Jimmy Murray	Waived
8/30	RB	Tyler Badie	Waived
8/30	WR	Shemar Bridges	Waived (injured), who reached an injury settlement on 9/5
8/30	QB	Anthony Brown	Waived
8/30	OLB	Daelin Hayes	Waived (injured), who reverted to Injured Reserve on 8/31
8/30	S	Tony Jefferson II	Terminated the contract of vested veteran
8/30	NT	Isaiah Mack	Waived
8/30	FB/TE	Ben Mason	Waived
8/30	ILB	Zakoby McClain	Waived
8/30	RB	Nate McCrary	Waived
8/30	G/DT	Kahlil McKenzie	Terminated the contract of vested veteran
8/30	OLB	Steven Means	Terminated the contract of vested veteran
8/30	OLB	Jeremiah Moon	Waived
8/30	DT	Rayshad Nichols	Waived
8/30	TE	Tony Poljan	Waived
8/30	WR	Makai Polk	Waived
8/30	DB	Kevon Seymour	Terminated the contract of vested veteran
8/30	T	David Sharpe	Terminated the contract of vested veteran
8/30	DE	Brent Urban	Terminated the contract of vested veteran
8/30	CB	David Vereen	Waived
8/30	WR	Binjimen Victor	Waived
8/30	S	Ar'Darius Washington	Waived
8/30	WR	Raleigh Webb	Waived
8/30	OLB	Chuck Wiley	Waived
8/30	CB	Daryl Worley	Terminated the contract of vested veteran
8/31	RB	Tyler Badie	Signed to practice squad
8/31	QB	Anthony Brown	Signed to practice squad
8/31	DT	Aaron Crawford	Waived (injury settlement)
8/31	RB	Kenyan Drake	Signed
8/31	TE	Charlie Kolar	Placed on Injured Reserve
8/31	NT	Isaiah Mack	Signed to practice squad
8/31	G/DT	Kahlil McKenzie	Signed to practice squad
8/31	OLB	Steven Means	Signed to practice squad
8/31	OLB	Jeremiah Moon	Signed to practice squad
8/31	DL	Rayshad Nichols	Signed to practice squad
8/31	OLB	David Ojabo	Placed on the Reserve/Non-Football Injury (NFI) list
8/31	OLB	De'LShawn Phillips	Signed
8/31	G/T	Tyre Phillips	Waived
8/31	WR	Makai Polk	Signed to practice squad
8/31	DB	Kevon Seymour	Signed to practice squad
8/31	T	David Sharpe	Signed to practice squad
8/31	DE	Brent Urban	Re-signed
8/31	WR	Binjimen Victor	Signed to practice squad
8/31	S	Ar'Darius Washington	Signed to practice squad
8/31	WR	Raleigh Webb	Signed to practice squad
8/31	CB	Daryl Worley	Signed to practice squad
8/31	FB/TE	Ben Mason	Signed to practice squad
9/7	LB	Kyler Fackrell	Signed to practice squad
9/10	OLB	Steven Means	Activated from practice squad (standard elevation)
9/13	CB	Kyle Fuller	Placed on Injured Reserve
9/13	T	Ja'Wuan James	Placed on Injured Reserve
9/14	CB	T.J. Carrie	Signed to practice squad
9/14	OLB	Steven Means	Signed from the practice squad to the active roster
9/17	WR	Raleigh Webb	Activated from practice squad (standard elevation)
9/17	CB	Daryl Worley	Signed from the practice squad to the active roster
9/19	LB	Kyler Fackrell	Terminated from practice squad
9/19	OLB	Steven Means	Placed on Injured Reserve
9/19	LB	Josh Ross	Placed on Injured Reserve



2022 STATISTICS

WON 1, LOST 1 HEAD COACH: JOHN HARBAUGH

09/11	W	24-9	at N.Y. Jets	78,827
09/18	L	38-42	Miami	70,582

TEAM STATISTICS	BAL	OPP.
FIRST DOWNS	36	51
Rushing	10	8
Passing	21	40
Penalty	5	3
Third Down-Made/Att	8/23	9/25
Third Down Efficiency	34.8%	36.0%
Fourth Down-Made/Att	1/3	5/6
Fourth Down Efficiency	33.3%	83.3%
TOTAL NET YARDS	747	927
Avg. Per Game	373.5	463.5
Total Plays	107	148
Avg. Per Play	7.0	6.3
NET YARDS RUSHING	218	169
Avg. Per Game	109.0	84.5
Total Rushes	46	35
Avg. Per Rush	4.7	4.8
NET YARDS PASSING	529	758
Avg. Per Game	264.5	379.0
Sacked/Yards Lost	2/2	4/20
Gross Yards	531	778
Attempts/Completions	59/38	109/73
Pct. of Completion	64.4%	67.0%
Had Intercepted	1	3
PUNTS/AVERAGE	8/46.5	8/41.9
Net Punting Average	39.3	39.1
KICKOFF RETURN/AVG.	3/7.3	3/12.7
KICKOFF RETURN/AVG.	1/103.0	3/22.0
INTERCEPTION RETURN/AVG.	3/11.0	1/0.0
PENALTIES/YARDS	6/34	14/132
FUMBLES/BALL LOST	2/0	2/1
TOUCHDOWNS	8	7
Rushing	1	0
Passing	6	7
Returns	1	0
EXTRA POINTS/ATTEMPTS	8/8	6/7
TWO POINT CONVERSION/ATT.	0/0	0/0
FIELD GOALS/ATTEMPTS	2/2	1/2
AVG. TIME OF POSSESSION	26:22	33:38

* SCORE BY PERIODS	Q1	Q2	Q3	Q4	OT	PTS
TEAM	10	28	21	3	0	62
OPPONENTS	0	10	7	34	0	51

SCORING	TD	RU	PA	RT	K-PAT	FG	2PT	S	PTS
D. Duvernay	3	0	2	1	0/0	0/0	0	0	18
J. Tucker	0	0	0	0	8/8	2/2	0	0	14
R. Bateman	2	0	2	0	0/0	0/0	0	0	12
M. Andrews	1	0	1	0	0/0	0/0	0	0	6
L. Jackson	1	1	0	0	0/0	0/0	0	0	6
D. Robinson	1	0	1	0	0/0	0/0	0	0	6
TEAM	8	1	6	1	8/8	2/2	0	0	62
OPPONENTS	7	0	7	0	6/7	1/2	0	0	51

SACKS: J. Houston 2.0, C. Campbell 1.0, J. Madubuike 0.5, P. Queen 0.5, (group) 0.0, **TM 4.0, OPP 2.0**

* PASSING	ATT	CMP	YDS	CMP%	YDS/ATT	TD	TD%	INT	INT%	LONG	SACK/LOST	RATING
L. Jackson	59	38	531	64.4	9.0	6	10.2	1	1.7	75t	2/2	120.1
TEAM	59	38	531	64.4	9.0	6	10.2	1	1.7	75t	2.0/2	120.1
OPPONENTS	109	73	778	67.0	7.1	7	6.4	3	2.8	60t	4.0/20	97.6

* RUSHING	NO.	YDS	AVG	LONG	TD
L. Jackson	15	136	9.1	79t	1
K. Drake	17	39	2.3	8	0
J. Hill	5	20	4.0	13	0
M. Davis	7	15	2.1	10	0
P. Ricard	1	5	5.0	5	0
M. Andrews	1	3	3.0	3	0
TEAM	46	218	4.7	79t	1
OPPONENTS	35	169	4.8	28	0

* RECEIVING	TAR	NO.	YDS	AVG	LONG	TD
M. Andrews	18	14	156	11.0	25	1
R. Bateman	12	6	167	27.0	75t	2
D. Duvernay	6	6	96	16.0	26	2
I. Likely	9	4	43	10.0	34	0
D. Robinson	6	3	31	10.0	12t	1
J. Hill	2	2	7	3.0	5	0
K. Drake	1	1	15	15.0	15	0
P. Ricard	1	1	7	7.0	7	0
T. Wallace	3	1	9	9.0	9	0
TEAM	58	38	531	14.0	75t	6
OPPONENTS	107	73	778	10.7	60t	7

* INTERCEPTIONS	NO.	YDS	AVG	LONG	TD
M. Williams	3	33	11.0	33	0
TEAM	3	33	11.0	33	0
OPPONENTS	1	0	0.0	0	0

* OFFENSIVE FUMBLES	FUM	LST	REC	TD
M. Davis	1	0	2	0
L. Jackson	1	0	0	0
TEAM	2	0	2	0
OPPONENTS	2	1	0	0

* PUNTING	NO.	YDS	AVG	NET	TB	IN	LG	B
J. Stout	8	372	46.5	39.3	1	3	64	0
TEAM	8	372	46.5	39.3	1	3	64	0
OPPONENTS	8	335	41.9	39.1	0	3	50	0

* PUNT RETURNS	RET	FC	YDS	AVG	LONG	TD
D. Duvernay	3	2	22	7.3	9	0
TEAM	3	2	22	7.3	9	0
OPPONENTS	3	3	38	12.7	17	0

* KICKOFF RETURNS	NO.	YDS	AVG	LONG	TD
D. Duvernay	1	103	103.0	103t	1
TEAM	1	103	103.0	103t	1
OPPONENTS	3	66	22.0	25	0

* FIELD GOALS	1-19	20-29	30-39	40-49	50+
J. Tucker	0/0	1/1	0/0	0/0	1/1
TEAM	0/0	1/1	0/0	0/0	1/1
OPPONENTS	0/0	0/0	0/0	1/2	0/0

J. Tucker: (24G) (51G)

OPP: (45WL, 45G)

2-Pt Conv: TM 0-0, OPP 0-0

2022 DEFENSIVE STATISTICS

2022 REGULAR SEASON BALTIMORE RAVENS DEFENSIVE STATS (THROUGH WEEK 2)

PLAYER	TOTAL	TKL.	ASST	TFL	SACKS/YDS.	QBH	FR	FF	INT./YDS.	PD
Williams, Marcus	22	17	5	0	0.0/0.0	0	0	0	3/33	3
Clark, Chuck	14	10	4	0	0.0/0.0	0	0	1	0/0	0
Humphrey, Marlon	14	9	5	0	0.0/0.0	1	1	0	0/0	0
Queen, Patrick	14	9	5	0	0.5/2.5	3	0	0	0/0	0
Hamilton, Kyle	7	4	3	0	0.0/0.0	0	0	0	0/0	1
Madubuike, Justin	7	3	4	1	0.5/2.5	2	0	0	0/0	0
Harrison, Malik	6	4	2	0	0.0/0.0	0	0	0	0/0	0
Houston, Justin	6	5	1	2	2.0/14.0	3	0	0	0/0	0
Campbell, Calais	5	2	3	1	1.0/1.0	1	0	0	0/0	0
Oweh, Odafe	5	5	0	1	0.0/0.0	0	0	0	0/0	0
Pierce, Michael	5	4	1	0	0.0/0.0	1	0	1	0/0	0
Armour-Davis, Jalyn	4	2	2	1	0.0/0.0	0	0	0	0/0	1
Peters, Marcus	4	3	1	0	0.0/0.0	0	0	0	0/0	1
Fuller, Kyle	3	3	0	0	0.0/0.0	0	0	0	0/0	0
Williams, Damarion	3	3	0	0	0.0/0.0	0	0	0	0/0	2
Bynes, Josh	2	2	0	0	0.0/0.0	0	0	0	0/0	0
Stephens, Brandon	2	1	1	0	0.0/0.0	0	0	0	0/0	2
Washington, Broderick	2	2	0	1	0.0/0.0	1	0	0	0/0	1
Means, Steven	1	1	0	0	0.0/0.0	0	0	0	0/0	0
Stone, Geno	1	0	1	0	0.0/0.0	0	0	0	0/0	0
(group)	--	--	--	--	0.0/0.0	--	--	--	--/--	--
TOTALS	127	89	38	7	4.0/20.0	12	1	2	3/33	11

ASST=Assist, TFL=Tackle for a Loss, Int.=Interception, FR=Fumble Recovery, FF=Forced Fumble, PD=Pass Defense

2022 RAVENS SPECIAL TEAMS

POS.	PLAYER	TTL.	SOLO	ASST.
ILB	Ross, Josh	2	1	1
CB	Armour-Davis, Jalyn	1	1	0
RB	Hill, Justice	1	1	0
LB	Phillips, Del'Shawn	1	1	0
S	Stone, Geno	1	1	0
WR	Webb, Raleigh	1	0	1
CB	Williams, Damarion	1	0	1
TOTALS		8	5	3

DEFENSIVE STATS BY RANK

SACKS		INTERCEPTIONS		TACKLES FOR LOSS		PASSES DEFENSED		QBH	
PLAYER	NO.	PLAYER	NO.	PLAYER	NO.	PLAYER	NO.	PLAYER	NO.
Houston, Justin	2.0	Williams, Marcus	3	Houston, Justin	2	Williams, Marcus	3	Houston, Justin	3
Campbell, Calais	1.0			Armour-Davis, Jalyn	1	Stephens, Brandon	2	Queen, Patrick	3
Madubuike, Justin	0.5			Campbell, Calais	1	Williams, Damarion	2	Madubuike, Justin	2
Queen, Patrick	0.5			Madubuike, Justin	1	Armour-Davis, Jalyn	1	Campbell, Calais	1
				Oweh, Odafe	1	Hamilton, Kyle	1	Humphrey, Marlon	1
				Washington, Broderick	1	Peters, Marcus	1	Pierce, Michael	1
						Washington, Broderick	1	Washington, Broderick	1

FORCED FUMBLES

FUMBLE RECOVERIES

PLAYER	NO.	PLAYER	NO.
Clark, Chuck	1	Humphrey, Marlon	1
Pierce, Michael	1		

GAME-BY-GAME OFFENSE

2022 REGULAR SEASON RAVENS GAME-BY-GAME OFFENSE																		
	09/11	09/18	09/25	10/02	10/09	10/16	10/23	10/27	11/07	11/20	11/27	12/04	12/11	12/18	12/24	01/01	01/08	Totals
	@ NYJ	MIA	@ NE	BUF	CIN	@ NYG	CLE	@ TB	@ NO	CAR	@ JAX	DEN	@ PIT	@ CLE	ATL	PIT	@ CIN	
FIRST DOWNS																		
Total	13	23																36
Rushing	4	6																10
Passing	8	13																21
Penalty	1	4																5
THIRD DOWNS																		
Attempts	13	10																23
Converted	5	3																8
Percentage	38.5%	30.0%																34.8%
FOURTH DOWNS																		
Attempts	0	3																3
Converted	0	1																1
Percentage	0	33.3%																33.3%
TOT. OFFENSE																		
Net Yards	274	473																747
Plays	53	54																107
Avg./Play	5.2	8.8																7.0
RUSHING																		
Net Yards	63	155																218
Rush. Att.	21	25																46
Avg./Att.	3.0	6.2																4.7
PASSING																		
Net Yards	211	318																529
Attempts	30	29																59
Completions	17	21																38
Completion Pct	56.7%	72.4%																64.4%
Avg. Gain Per Pass Play	6.6	11.0																8.7
Intercepted	1	0																1
Gross Yards	213	318																531
Sacked	2.0	0.0																2.0
Yards Lost	2	0																2
PENALTIES																		
Number	5	1																6
Yards	29	5																34
FUMBLES																		
Number	1	1																2
Lost	0	0																0
PUNTING																		
Yards	291	81																372
Punts	6	2																8
Net Avg.	40.2	36.5																39.3
Gross Avg.	48.5	40.5																46.5
Touchbacks	1	0																1
Punts Blocked	0	0																0
Punt Returns	2	1																3
Punt Return Yards	17	5																22
Punt Return Avg.	8.5	5.0																7.3
Inside 20	3	0																3
Fair Catches	2	0																2
SCORING																		
Points	24	38																62
Q1	3	7																10
Q2	7	21																28
Q3	14	7																21
Q4	0	3																3
OT	0	0																0
TD Rushing	0	1																1
TD Passing	3	3																6
TD KO Returns	0	1																1
TD Punt Returns	0	0																0
TD Sp. Teams	0	0																0
TD Def. Returns	0	0																0
Total TDs	3	5																8
PAT Attempts	3	5																8
PAT Made	3	5																8
FG Attempts	1	1																2
FG Made	1	1																2
Safety	0	0																0
2-Pt Attempts	0	0																0
2-Pt Made	0	0																0
Time of Possession	27:30	25:13																52:43
KICKOFFS																		
Kickoff Returns	0	1																1
Kickoff Return Yards	0	103																103
Kickoff Return Avg.	0	103.0																103.0

GAME-BY-GAME DEFENSE

2022 REGULAR SEASON RAVENS GAME-BY-GAME DEFENSE																		
	09/11	09/18	09/25	10/02	10/09	10/16	10/23	10/27	11/07	11/20	11/27	12/04	12/11	12/18	12/24	01/01	01/08	Totals
	@ NYJ	MIA	@ NE	BUF	CIN	@ NYG	CLE	@ TB	@ NO	CAR	@ JAX	DEN	@ PIT	@ CLE	ATL	PIT	@ CIN	
FIRST DOWNS																		
Total	24	27																51
Rushing	3	5																8
Passing	18	22																40
Penalty	3	0																3
THIRD DOWNS																		
Attempts	14	11																25
Converted	2	7																9
Percentage	14.3%	63.6%																36.0%
FOURTH DOWNS																		
Attempts	4	2																6
Converted	3	2																5
Percentage	75.0%	100.0%																83.3%
TOT. OFFENSE																		
Net Yards	380	547																927
Plays	79	69																148
Avg./Play	4.8	7.9																6.3
RUSHING																		
Net Yards	83	86																169
Rush. Att.	17	18																35
Avg./Att.	4.9	4.8																4.8
PASSING																		
Net Yards	297	461																758
Attempts	59	50																109
Completions	37	36																73
Completion Pct	62.7%	72.0%																67.0%
Avg. Gain Per Pass Play	4.8	9.0																6.7
Intercepted	1	2																3
Gross Yards	309	469																778
Sacked	3.0	1.0																4.0
Yards Lost	12	8																20
PENALTIES																		
Number	6	8																14
Yards	81	51																132
FUMBLES																		
Number	2	0																2
Lost	1	0																1
PUNTING																		
Yards	253	82																335
Punts	6	2																8
Net Avg.	39.3	38.5																39.1
Gross Avg.	42.2	41.0																41.9
Touchbacks	0	0																0
Punts Blocked	0	0																0
Punt Returns	2	1																3
Punt Return Yards	30	8																38
Punt Return Avg.	15.0	8.0																12.7
Inside 20	2	1																3
Fair Catches	3	0																3
SCORING																		
Points	9	42																51
Q1	0	0																0
Q2	3	7																10
Q3	0	7																7
Q4	6	28																34
OT	0	0																0
TD Rushing	0	0																0
TD Passing	1	6																7
TD KO Returns	0	0																0
TD Punt Returns	0	0																0
TD Sp. Teams	0	0																0
TD Def. Returns	0	0																0
Total TDs	1	6																7
PAT Attempts	1	6																7
PAT Made	0	6																6
FG Attempts	2	0																2
FG Made	1	0																1
Safety	0	0																0
2-Pt Attempts	0	0																0
2-Pt Made	0	0																0
Time of Possession	32:30	34:47																67:17
KICKOFFS																		
Kickoff Returns	2	1																3
Kickoff Return Yards	48	18																66
Kickoff Return Avg.	24.0	18.0																22.0

LONGEST PLAYS FROM SCRIMMAGE

RAVENS					OPPONENT						
DATE	OPPONENT	QTR	RAVENS PLAYER	YARDS	SCORE	DATE	OPPONENT	QTR	OPP. PLAYER	YARDS	SCORE
09/18	Miami	3	Lamar Jackson run	79T	L, 42-38	09/18	Miami	4	Tua Tagovailoa -> Tyreek Hill	60T	L, 38-42
09/18	Miami	2	Lamar Jackson -> Rashod Bateman	75T	L, 42-38	09/18	Miami	2	Tua Tagovailoa -> Jaylen Waddle	59	L, 38-42
09/11	at N.Y. Jets	3	Lamar Jackson -> Rashod Bateman	55T	W, 24-9	09/18	Miami	4	Tua Tagovailoa -> Tyreek Hill	48T	L, 38-42
09/18	Miami	2	Lamar Jackson -> Isaiah Likely	34	L, 42-38	09/18	Miami	3	Tua Tagovailoa -> Jaylen Waddle	33	L, 38-42
09/18	Miami	4	Lamar Jackson -> Devin Duvernay	26	L, 42-38	09/18	Miami	4	Chase Edmonds run	28	L, 38-42
09/11	at N.Y. Jets	2	Lamar Jackson -> Devin Duvernay	25T	W, 24-9						
09/18	Miami	2	Lamar Jackson -> Mark Andrews	25	L, 42-38						
TOTALS			7 - 319 (45.6), 4 TDS (1 RUN, 1 TD, 6 PASSES, 3 TDS)						5 - 228 (45.6), 2 TDS (1 RUN, 0 TDS, 4 PASSES, 2 TDS)		



TEAM SUPERLATIVES

HIGH	DATE	OPPONENT	OFFENSIVE CATEGORY	OPPONENT	DATE	LOW
38	9/18	vs. Miami	Points	at N.Y. Jets	9/11	24
21	9/18	vs. Miami	Points in a Quarter	at N.Y. Jets	9/11	0
28	9/18	vs. Miami	Points in a Half	vs. Miami	9/18	10
				...1 more at 10.		
5	9/18	vs. Miami	Total Touchdowns	at N.Y. Jets	9/11	3
54	9/18	vs. Miami	Total Plays	at N.Y. Jets	9/11	53
473	9/18	vs. Miami	Total Net Yards	at N.Y. Jets	9/11	274
23	9/18	vs. Miami	Total First Downs	at N.Y. Jets	9/11	13
6	9/18	vs. Miami	First Downs Rushing	at N.Y. Jets	9/11	4
13	9/18	vs. Miami	First Downs Passing	at N.Y. Jets	9/11	8
4	9/18	vs. Miami	First Down Penalties	at N.Y. Jets	9/11	1
38%	9/11	at N.Y. Jets	Third Down Efficiency	vs. Miami	9/18	30%
8.8	9/18	vs. Miami	Average Yards Per Play	at N.Y. Jets	9/11	5.2
155	9/18	vs. Miami	Total Net Yards Rushing	at N.Y. Jets	9/11	63
25	9/18	vs. Miami	Rushing Attempts	at N.Y. Jets	9/11	21
6.2	9/18	vs. Miami	Rushing Average Yards	at N.Y. Jets	9/11	3
1	9/18	vs. Miami	Rushing Touchdowns	at N.Y. Jets	9/11	0
318	9/18	vs. Miami	Total Net Yards Passing	at N.Y. Jets	9/11	211
30	9/11	at N.Y. Jets	Passing Attempts	vs. Miami	9/18	29
21	9/18	vs. Miami	Passing Completions	at N.Y. Jets	9/11	17
3	9/18	vs. Miami	Passing Touchdowns	vs. Miami	9/18	3
		...1 more at 3.		...1 more at 3.		
11	9/18	vs. Miami	Passing Yards Average	at N.Y. Jets	9/11	6.6
1	9/11	at N.Y. Jets	Passes Thrown for Interception	vs. Miami	9/18	0
2	9/11	at N.Y. Jets	Times Sacked	vs. Miami	9/18	0
2	9/11	at N.Y. Jets	Sack Yards Lost	vs. Miami	9/18	0
6	9/11	at N.Y. Jets	Total Punts	vs. Miami	9/18	2
291	9/11	at N.Y. Jets	Total Punt Yards	vs. Miami	9/18	81
48.5	9/11	at N.Y. Jets	Punt Gross Average Yards	vs. Miami	9/18	40.5
40.2	9/11	at N.Y. Jets	Punt Net Average Yards	vs. Miami	9/18	36.5
2	9/11	at N.Y. Jets	Punt Returns	vs. Miami	9/18	1
17	9/11	at N.Y. Jets	Punt Return Yards	vs. Miami	9/18	5
8.5	9/11	at N.Y. Jets	Punt Return Yards Average	vs. Miami	9/18	5.0
1	9/18	vs. Miami	Kickoff Returns	at N.Y. Jets	9/11	0
103	9/18	vs. Miami	Kickoff Return Yards	at N.Y. Jets	9/11	0
5	9/11	at N.Y. Jets	Total Penalties	vs. Miami	9/18	1
29	9/11	at N.Y. Jets	Penalty Yards	vs. Miami	9/18	5
1	9/18	vs. Miami	Total Fumbles	vs. Miami	9/18	1
		...1 more at 1.		...1 more at 1.		
0	9/18	vs. Miami	Fumbles Lost	vs. Miami	9/18	0
		...1 more at 0.		...1 more at 0.		
27:30	9/11	at N.Y. Jets	Time of Possession	vs. Miami	9/18	25:13
1	9/11	at N.Y. Jets	Turnovers	vs. Miami	9/18	0
78,827	9/11	at N.Y. Jets	Attendance	vs. Miami	9/18	70,582

TEAM SUPERLATIVES

HIGH	DATE	OPPONENT	DEFENSIVE CATEGORY	OPPONENT	DATE	LOW
42	9/18	vs. Miami	Points	at N.Y. Jets	9/11	9
28	9/18	vs. Miami	Points in a Quarter	vs. Miami	9/18	0
				...1 more at 0.		
35	9/18	vs. Miami	Points in a Half	at N.Y. Jets	9/11	3
6	9/18	vs. Miami	Total Touchdowns	at N.Y. Jets	9/11	1
79	9/11	at N.Y. Jets	Total Plays	vs. Miami	9/18	69
547	9/18	vs. Miami	Total Net Yards	at N.Y. Jets	9/11	380
27	9/18	vs. Miami	Total First Downs	at N.Y. Jets	9/11	24
5	9/18	vs. Miami	First Downs Rushing	at N.Y. Jets	9/11	3
22	9/18	vs. Miami	First Downs Passing	at N.Y. Jets	9/11	18
3	9/11	at N.Y. Jets	First Down Penalties	vs. Miami	9/18	0
64%	9/18	vs. Miami	Third Down Efficiency	at N.Y. Jets	9/11	14%
7.9	9/18	vs. Miami	Average Yards Per Play	at N.Y. Jets	9/11	4.8
86	9/18	vs. Miami	Total Net Yards Rushing	at N.Y. Jets	9/11	83
18	9/18	vs. Miami	Rushing Attempts	at N.Y. Jets	9/11	17
4.9	9/11	at N.Y. Jets	Rushing Average Yards	vs. Miami	9/18	4.8
0	9/18	vs. Miami	Rushing Touchdowns	vs. Miami	9/18	0
		...1 more at 0.		...1 more at 0.		
461	9/18	vs. Miami	Total Net Yards Passing	at N.Y. Jets	9/11	297
59	9/11	at N.Y. Jets	Passing Attempts	vs. Miami	9/18	50
37	9/11	at N.Y. Jets	Passing Completions	vs. Miami	9/18	36
6	9/18	vs. Miami	Passing Touchdowns	at N.Y. Jets	9/11	1
9	9/18	vs. Miami	Passing Yards Average	at N.Y. Jets	9/11	4.8
2	9/18	vs. Miami	Passes Thrown for Interception	at N.Y. Jets	9/11	1
3	9/11	at N.Y. Jets	QB Sacks	vs. Miami	9/18	1
12	9/11	at N.Y. Jets	Sack Yards Lost	vs. Miami	9/18	8
6	9/11	at N.Y. Jets	Total Punts	vs. Miami	9/18	2
253	9/11	at N.Y. Jets	Total Punt Yards	vs. Miami	9/18	82
42.2	9/11	at N.Y. Jets	Punt Gross Average Yards	vs. Miami	9/18	41
39.3	9/11	at N.Y. Jets	Punt Net Average Yards	vs. Miami	9/18	38.5
2	9/11	at N.Y. Jets	Punt Returns	vs. Miami	9/18	1
30	9/11	at N.Y. Jets	Punt Return Yards	vs. Miami	9/18	8
15.0	9/11	at N.Y. Jets	Punt Return Yards Average	vs. Miami	9/18	8.0
2	9/11	at N.Y. Jets	Kickoff Returns	vs. Miami	9/18	1
48	9/11	at N.Y. Jets	Kickoff Return Yards	vs. Miami	9/18	18
8	9/18	vs. Miami	Total Penalties	at N.Y. Jets	9/11	6
81	9/11	at N.Y. Jets	Penalty Yards	vs. Miami	9/18	51
2	9/11	at N.Y. Jets	Total Fumbles	vs. Miami	9/18	0
1	9/11	at N.Y. Jets	Fumbles Lost	vs. Miami	9/18	0
34:47	9/18	vs. Miami	Time of Possession	at N.Y. Jets	9/11	32:30
2	9/18	vs. Miami	Turnovers	vs. Miami	9/18	2
		...1 more at 2.		...1 more at 2.		
78,827	9/11	at N.Y. Jets	Attendance	vs. Miami	9/18	70,582



INDIVIDUAL SUPERLATIVES

CATEGORY	2022 RAVENS INDIVIDUAL BEST	GAME	DATE	OPPONENT INDIVIDUAL BEST	GAME	DATE
Touchdowns	2 Devin Duvernay	at NYJ	09/11	2 Tyreek Hill ...1 more.	vs. MIA	09/18
Passes Attempted	30 Lamar Jackson	at NYJ	09/11	59 Joe Flacco	at NYJ	09/11
Passes Completed	21 Lamar Jackson	vs. MIA	09/18	37 Joe Flacco	at NYJ	09/11
Completion Percentage	72.4 Lamar Jackson	vs. MIA	09/18	72.0 Tua Tagovailoa	vs. MIA	09/18
Passing Yards	318 Lamar Jackson	vs. MIA	09/18	469 Tua Tagovailoa	vs. MIA	09/18
Yards Per Attempt	11.0 Lamar Jackson	vs. MIA	09/18	9.4 Tua Tagovailoa	vs. MIA	09/18
Touchdown Passes	3 Lamar Jackson ...1 more.	vs. MIA	09/18	6 Tua Tagovailoa	vs. MIA	09/18
Receptions	9 Mark Andrews	vs. MIA	09/18	11 Tyreek Hill ...1 more.	vs. MIA	09/18
Receiving Yards	108 Rashod Bateman	vs. MIA	09/18	190 Tyreek Hill	vs. MIA	09/18
Touchdown Receptions	2 Devin Duvernay	at NYJ	09/11	2 Tyreek Hill ...1 more.	vs. MIA	09/18
Rushing Yards	119 Lamar Jackson	vs. MIA	09/18	60 Michael Carter	at NYJ	09/11
Rushing Attempts	11 Kenyan Drake	at NYJ	09/11	11 Raheem Mostert	vs. MIA	09/18
Rushing Average	13.2 Lamar Jackson	vs. MIA	09/18	6.0 Michael Carter	at NYJ	09/11
Rushing Touchdowns	1 Lamar Jackson	vs. MIA	09/18			
Yards From Scrimmage	119 Lamar Jackson	vs. MIA	09/18	190 Tyreek Hill	vs. MIA	09/18
Combined Net Yards	150 Devin Duvernay	vs. MIA	09/18	190 Tyreek Hill	vs. MIA	09/18
Interceptions Made	2 Marcus Williams	vs. MIA	09/18	1 D.J. Reed	at NYJ	09/11
Interceptions Thrown	1 Lamar Jackson	at NYJ	09/11	2 Tua Tagovailoa	vs. MIA	09/18
INT Return Yards	33 Marcus Williams	at NYJ	09/11			
Tackles	12 Marcus Williams	at NYJ	09/11	11 C.J. Mosley	at NYJ	09/11
Sacks	1.0 Justin Houston ...2 more.	vs. MIA	09/18	1.0 Quincy Williams	at NYJ	09/11
Punts	6 Jordan Stout	at NYJ	09/11	6 Braden Mann	at NYJ	09/11
Punts Inside the 20	3 Jordan Stout	at NYJ	09/11	2 Braden Mann	at NYJ	09/11
Punting Average	48.5 Jordan Stout	at NYJ	09/11	42.2 Braden Mann	at NYJ	09/11
Punt Returns	2 Devin Duvernay	at NYJ	09/11	2 Braxton Berrios	at NYJ	09/11
Punt Return Yards	17 Devin Duvernay	at NYJ	09/11	30 Braxton Berrios	at NYJ	09/11
Kickoff Returns	1 Devin Duvernay	vs. MIA	09/18	2 Braxton Berrios	at NYJ	09/11
Kickoff Return Yards	103 Devin Duvernay	vs. MIA	09/18	48 Braxton Berrios	at NYJ	09/11
Field Goals Attempted	1 Justin Tucker ...1 more.	vs. MIA	09/18	2 Greg Zuerlein	at NYJ	09/11
Field Goals Made	1 Justin Tucker ...1 more.	vs. MIA	09/18	1 Greg Zuerlein	at NYJ	09/11

CATEGORY	2022 RAVENS LONGEST PLAYS	GAME	DATE	OPPONENT INDIVIDUAL	GAME	DATE
Run From Scrimmage	79 Lamar Jackson	vs. MIA	09/18	28 Chase Edmonds	vs. MIA	09/18
Touchdown Run	79 Lamar Jackson	vs. MIA	09/18			
Passing Long	75 Lamar Jackson	vs. MIA	09/18	60 Tua Tagovailoa	vs. MIA	09/18
Touchdown Pass Long	75 Lamar Jackson	vs. MIA	09/18	60 Tua Tagovailoa	vs. MIA	09/18
Longest Reception	75 Rashod Bateman	vs. MIA	09/18	60 Tyreek Hill	vs. MIA	09/18
Touchdown Reception	75 Rashod Bateman	vs. MIA	09/18	60 Tyreek Hill	vs. MIA	09/18
Interception Return	33 Marcus Williams	at NYJ	09/11			
Punt Return	9 Devin Duvernay	at NYJ	09/11	17 Braxton Berrios	at NYJ	09/11
Kickoff Return	103 Devin Duvernay	vs. MIA	09/18	25 Braxton Berrios	at NYJ	09/11
Punt	64 Jordan Stout	at NYJ	09/11	50 Braden Mann	at NYJ	09/11
Field Goal	51 Justin Tucker	vs. MIA	09/18	45 Greg Zuerlein	at NYJ	09/11
Field Goal Attempt	51 Justin Tucker	vs. MIA	09/18	45 Greg Zuerlein (2)	at NYJ	09/11

TURNOVER TABLE

DATE	OPPONENT	FORCED TURNOVERS			TURNOVERS CONVERTED					OUTCOME	
		FUM	INTS	TOTAL	TD	FG	PTS.	PTS. PCT.	TD PCT.	NET DIFF.	RESULT
09/11	Baltimore	1	1	2	0	1	3	50.0	0.0	+1	W
	at N.Y. Jets	0	1	1	1	0	6	100.0	100.0	-1	L
09/18	Baltimore	0	2	2	1	0	7	50.0	100.0	+2	L
	Miami	0	0	0	0	0	0	0.0	0.0	-2	W
09/25	at New England	--	--	--	--	--	--	--	--	--	--
10/02	Buffalo	--	--	--	--	--	--	--	--	--	--
10/09	Cincinnati	--	--	--	--	--	--	--	--	--	--
10/16	at N.Y. Giants	--	--	--	--	--	--	--	--	--	--
10/23	Cleveland	--	--	--	--	--	--	--	--	--	--
10/27	at Tampa Bay	--	--	--	--	--	--	--	--	--	--
11/07	at New Orleans	--	--	--	--	--	--	--	--	--	--
11/20	Carolina	--	--	--	--	--	--	--	--	--	--
11/27	at Jacksonville	--	--	--	--	--	--	--	--	--	--
12/04	Denver	--	--	--	--	--	--	--	--	--	--
12/11	at Pittsburgh	--	--	--	--	--	--	--	--	--	--
Sat./Sun., at Cleveland Dec. 17/18 - TBD		--	--	--	--	--	--	--	--	--	--
12/24	Atlanta	--	--	--	--	--	--	--	--	--	--
01/01	Pittsburgh	--	--	--	--	--	--	--	--	--	--
Sat./Sun., at Cincinnati Jan. 7/8 - TBD		--	--	--	--	--	--	--	--	--	--
	RAVENS	1	3	4	1	1	10	50.0	50.0	+3	1-1
	OPPONENTS	0	1	1	1	0	6	100.0	100.0	-3	1-1



INSIDE THE 20

RAVENS																		
Date	Opponent	Pos	TD	PAT	2-Pt.	Miss PAT	FG	FGA	Blk/MFG	INT	Fum	Dwns	Drive Ends			TD%	Score	
													Half	Game	Pts		Pct.	Pts/Poss
09/11	at N.Y. Jets	2	1	1	0	0	1	1	0	0	0	0	0	0	10	50.0	100.0	5.0
09/18	Miami	3	2	2	0	0	0	0	0	0	0	1	0	0	14	66.7	66.7	4.7
09/25	at New England	--	--	--	--	--	--	--	--	--	--	--	--	--	--	--	--	--
10/02	Buffalo	--	--	--	--	--	--	--	--	--	--	--	--	--	--	--	--	--
10/09	Cincinnati	--	--	--	--	--	--	--	--	--	--	--	--	--	--	--	--	--
10/16	at N.Y. Giants	--	--	--	--	--	--	--	--	--	--	--	--	--	--	--	--	--
10/23	Cleveland	--	--	--	--	--	--	--	--	--	--	--	--	--	--	--	--	--
10/27	at Tampa Bay	--	--	--	--	--	--	--	--	--	--	--	--	--	--	--	--	--
11/07	at New Orleans	--	--	--	--	--	--	--	--	--	--	--	--	--	--	--	--	--
11/20	Carolina	--	--	--	--	--	--	--	--	--	--	--	--	--	--	--	--	--
11/27	at Jacksonville	--	--	--	--	--	--	--	--	--	--	--	--	--	--	--	--	--
12/04	Denver	--	--	--	--	--	--	--	--	--	--	--	--	--	--	--	--	--
12/11	at Pittsburgh	--	--	--	--	--	--	--	--	--	--	--	--	--	--	--	--	--
12/18	at Cleveland	--	--	--	--	--	--	--	--	--	--	--	--	--	--	--	--	--
12/24	Atlanta	--	--	--	--	--	--	--	--	--	--	--	--	--	--	--	--	--
01/01	Pittsburgh	--	--	--	--	--	--	--	--	--	--	--	--	--	--	--	--	--
01/08	at Cincinnati	--	--	--	--	--	--	--	--	--	--	--	--	--	--	--	--	--
TOTALS		5	3	3	0	0	1	1	0	0	0	1	0	0	24	60.0	80.0	4.8

OPPONENT																		
Date	Opponent	Pos	TD	PAT	2-Pt.	Miss PAT	FG	FGA	Blk/MFG	INT	Fum	Dwns	Drive Ends			TD%	Score	
													Half	Game	Pts		Pct.	Pts/Poss
09/11	at N.Y. Jets	2	1	0	0	1	0	0	0	0	0	1	0	0	6	50.0	50.0	3.0
09/18	Miami	4	4	4	0	0	0	0	0	0	0	0	0	0	28	100.0	100.0	7.0
09/25	at New England	--	--	--	--	--	--	--	--	--	--	--	--	--	--	--	--	--
10/02	Buffalo	--	--	--	--	--	--	--	--	--	--	--	--	--	--	--	--	--
10/09	Cincinnati	--	--	--	--	--	--	--	--	--	--	--	--	--	--	--	--	--
10/16	at N.Y. Giants	--	--	--	--	--	--	--	--	--	--	--	--	--	--	--	--	--
10/23	Cleveland	--	--	--	--	--	--	--	--	--	--	--	--	--	--	--	--	--
10/27	at Tampa Bay	--	--	--	--	--	--	--	--	--	--	--	--	--	--	--	--	--
11/07	at New Orleans	--	--	--	--	--	--	--	--	--	--	--	--	--	--	--	--	--
11/20	Carolina	--	--	--	--	--	--	--	--	--	--	--	--	--	--	--	--	--
11/27	at Jacksonville	--	--	--	--	--	--	--	--	--	--	--	--	--	--	--	--	--
12/04	Denver	--	--	--	--	--	--	--	--	--	--	--	--	--	--	--	--	--
12/11	at Pittsburgh	--	--	--	--	--	--	--	--	--	--	--	--	--	--	--	--	--
12/18	at Cleveland	--	--	--	--	--	--	--	--	--	--	--	--	--	--	--	--	--
12/24	Atlanta	--	--	--	--	--	--	--	--	--	--	--	--	--	--	--	--	--
01/01	Pittsburgh	--	--	--	--	--	--	--	--	--	--	--	--	--	--	--	--	--
01/08	at Cincinnati	--	--	--	--	--	--	--	--	--	--	--	--	--	--	--	--	--
TOTALS		6	5	4	0	1	0	0	0	0	0	1	0	0	34	83.3	83.3	5.7

FIRST DOWNS GAINED

2022 - REGULAR SEASON

(AS OF SEP 20, 2022, 1:34 PM EDT)

PLAYER	RUSH	REC.	TOTAL	3RD DOWN CONVERSION	4TH DOWN CONVERSION
Mark Andrews	1	9	10	1	1
Lamar Jackson	5	0	5	3	0
Rashod Bateman	0	4	4	1	0
Devin Duvernay	0	4	4	2	0
Kenyan Drake	1	1	2	0	0
Demarcus Robinson	0	2	2	0	0
Mike Davis	1	0	1	0	0
Justice Hill	1	0	1	0	0
Patrick Ricard	1	0	1	1	0
Isaiah Likely	0	1	1	0	0
Team (by penalty)	--	--	5	--	--
2022 TOTALS	10	21	36	8	1



COMPLETIONS BY DISTANCE

2022 REGULAR SEASON									
DATE	OPPONENT	QUARTERBACK	LOSS	0-9	10-19	20-29	30-39	40-49	50+
September11,2022	at N.Y. Jets	Jackson	--	9	6 (1)	1 (1)	--	--	1 (1)
September18,2022	Miami	Jackson	--	10 (1)	7 (1)	2	1	--	1 (1)
September25,2022	at New England	--	--	--	--	--	--	--	--
October2,2022	Buffalo	--	--	--	--	--	--	--	--
October9,2022	Cincinnati	--	--	--	--	--	--	--	--
October16,2022	at N.Y. Giants	--	--	--	--	--	--	--	--
October23,2022	Cleveland	--	--	--	--	--	--	--	--
October27,2022	at Tampa Bay	--	--	--	--	--	--	--	--
November7,2022	at New Orleans	--	--	--	--	--	--	--	--
November20,2022	Carolina	--	--	--	--	--	--	--	--
November27,2022	at Jacksonville	--	--	--	--	--	--	--	--
December4,2022	Denver	--	--	--	--	--	--	--	--
December11,2022	at Pittsburgh	--	--	--	--	--	--	--	--
December18,2022	at Cleveland	--	--	--	--	--	--	--	--
December24,2022	Atlanta	--	--	--	--	--	--	--	--
January1,2023	Pittsburgh	--	--	--	--	--	--	--	--
January8,2023	at Cincinnati	--	--	--	--	--	--	--	--
PLAYER TOTALS		Jackson	--	19 (1)	13 (2)	3 (1)	1	--	2 (2)
TEAM TOTALS			--	19 (1)	13 (2)	3 (1)	1	--	2 (2)

THE LAST TIME IT HAPPENED

BY RAVENS

BY OPPONENT

RUSHING

* Never Has Happened *	300 YARDS RUSHING	* Never Has Happened *
204 YDs, Ray Rice @ Cleveland, 12/04/11	200 YARDS RUSHING	* Never Has Happened *
119 YDs, Lamar Jackson vs. Miami, 09/18/22	100 YARDS RUSHING	110 YDs, Dalvin Cook vs. Minnesota, 11/07/21
119 YDs, Lamar Jackson vs. Miami, 09/18/22	75+ YARD RUSHING	110 YDs, Dalvin Cook vs. Minnesota, 11/07/21
* Never Has Happened *	FIVE TOUCHDOWNS RUSHING	* Never Has Happened *
* Never Has Happened *	FOUR TOUCHDOWNS RUSHING	* Never Has Happened *
3 TDs, Mark Ingram II: (2, 19, 1) @ Kansas City, 09/22/19	THREE TOUCHDOWNS RUSHING	3 TDs, Nick Chubb: (14, 2, 88) vs. Cleveland, 09/29/19
2 TDs, Tyler Huntley: (3, 8) vs. Green Bay, 12/19/21	TWO TOUCHDOWNS RUSHING	2 TDs, Josh Jacobs: (2, 15) @ Las Vegas, 09/13/21
Lamar Jackson: (5, 17)/Gus Edwards: (11, 19) @ Cleveland, 12/14/20	TWO PLAYERS WITH TWO TD RUSHING	* Never Has Happened *
404 YDs, Baltimore 38, Cincinnati 3 @ Cincinnati, 01/03/21	OVER 400 YARDS RUSHING (TEAM)	* Never Has Happened *
308 YDs, Baltimore 48, Detroit 3 vs. Detroit, 12/13/09	300-399 YARDS RUSHING (TEAM)	* Never Has Happened *
249 YDs, Pittsburgh 16, Baltimore 13 vs. Pittsburgh, 01/09/22	200-299 YARDS RUSHING (TEAM)	231 YDs, Chicago 27, Baltimore 24 vs. Chicago, 10/15/17

BY RAVENS

BY OPPONENT

RECEIVING

108 YDs/104 YDs, Rashod Bateman/Mark Andrews vs. Miami, 09/18/22	TWO 100-YARD RECEIVERS	190 YDs/171 YDs, Tyreek Hill/Jaylen Waddle vs. Miami, 09/18/22
258 YDs, Qadry Ismail @ Pittsburgh, 12/12/99	200 YARDS RECEIVING	201 YDs, Ja'Marr Chase vs. Cincinnati, 10/24/21
186 YDs, Steve Smith vs. Cincinnati, 09/27/15	150 YARDS RECEIVING	190/171 YDs, Tyreek Hill/Jaylen Waddle vs. Miami, 09/18/22
108 YDs/104 YDs, Rashod Bateman/Mark Andrews vs. Miami, 09/18/22	100 YARDS RECEIVING	190 YDs/171 YDs, Tyreek Hill/Jaylen Waddle vs. Miami, 09/18/22
* Never Has Happened *	FIVE TOUCHDOWN RECEPTIONS	* Never Has Happened *
4 TDs, Marcus Robinson: (13, 50, 25, 9) vs. Seattle, 11/23/03	FOUR TOUCHDOWN RECEPTIONS	* Never Has Happened *
3 TDs, Torrey Smith: (74, 41, 18) @ St. Louis, 09/25/11	THREE TOUCHDOWN RECEPTIONS	3 TDs, A.J. Green: (4, 32, 7) @ Cincinnati, 09/13/18
2 TDs, Devin Duvernay: (25, 17) @ N.Y. Jets, 09/11/22	TWO TOUCHDOWN RECEPTIONS	2 TDs/2 TDs, Jaylen Waddle: (6, 7)/Tyreek Hill: (48, 60) vs. Miami, 09/18/22
Marquise Brown: (43, 5)/Mark Andrews: (5, 4) vs. Indianapolis, 10/11/21	TWO PLAYERS WITH TWO TD RECEPTIONS	Jaylen Waddle: (6, 7)/Tyreek Hill: (48, 60) vs. Miami, 09/18/22

BY RAVENS

BY OPPONENT

PASSING

* Never Has Happened *	500 YARDS PASSING	525 YDs, Joe Burrow @ Cincinnati, 12/26/21
442 YDs, Lamar Jackson vs. Indianapolis, 10/11/21	400 YARDS PASSING	469 YDs, Tua Tagovailoa vs. Miami, 09/18/22
318 YDs, Lamar Jackson vs. Miami, 09/18/22	300 YARDS PASSING	469 YDs, Tua Tagovailoa vs. Miami, 09/18/22
* Never Has Happened *	SEVEN TOUCHDOWN PASSES	7 TDs, Peyton Manning: (24, 23, 28, 5, 2, 26, 78) @ Denver, 09/05/13
* Never Has Happened *	SIX TOUCHDOWN PASSES	6 TDs, Tua Tagovailoa: (6, 14, 2, 48, 60, 7) vs. Miami, 09/18/22
5 TDs, Lamar Jackson: (5, 1, 24, 33, 10) vs. N.Y. Jets, 12/12/19	FIVE TOUCHDOWN PASSES	6 TDs, Tua Tagovailoa: (6, 14, 2, 48, 60, 7) vs. Miami, 09/18/22
4 TDs, Lamar Jackson: (43, 5, 4, 5) vs. Indianapolis, 10/11/21	FOUR TOUCHDOWN PASSES	6 TDs, Tua Tagovailoa: (6, 14, 2, 48, 60, 7) vs. Miami, 09/18/22
3 TDs, Lamar Jackson: (75, 1, 12) vs. Miami, 09/18/22	THREE TOUCHDOWN PASSES	6 TDs, Tua Tagovailoa: (6, 14, 2, 48, 60, 7) vs. Miami, 09/18/22

THE LAST TIME IT HAPPENED

56 ATT., Joe Flacco @ Cleveland, 10/07/18	50+ PASS ATTEMPTS	50 ATT., Tua Tagovailoa vs. Miami, 09/18/22
40 ATT., Josh Johnson @ Cincinnati, 12/26/21	40+ PASS ATTEMPTS	50 ATT., Tua Tagovailoa vs. Miami, 09/18/22
4 INTs, Lamar Jackson vs. Cleveland, 11/28/21	FOUR INTERCEPTIONS THROWN	4 INTs, Andy Dalton @ Cincinnati, 09/10/17
4 INTs, Lamar Jackson vs. Cleveland, 11/28/21	THREE INTERCEPTIONS THROWN	3 INTs, Baker Mayfield vs. Cleveland, 12/30/18
2 INTs, Tyler Huntley vs. Pittsburgh, 01/09/22	TWO INTERCEPTIONS THROWN	2 INTs, Tua Tagovailoa vs. Miami, 09/18/22

BY RAVENS	COMBINED YARDS		BY OPPONENT
-----------	----------------	--	-------------

107 YDs/324 YDs, Mark Ingram II/Lamar Jackson @ Miami, 09/08/19	100-YARD RUSHER AND 300-YARD PASSER	165 YDs/342 YDs, Nick Chubb/Baker Mayfield vs. Cleveland, 09/29/19
108/104 YDs/318 YDs, Rashod Bateman/Mark Andrews/Lamar Jackson vs. Miami, 09/18/22	100-YARD RECEIVER AND 300-YARD PASSER	190/171 YDs/469 YDs, Tyreek Hill/Jaylen Waddle/Tua Tagovailoa vs. Miami, 09/18/22
119 YDs/104/108 YDs, Lamar Jackson/Mark Andrews/Rashod Bateman vs. Miami, 09/18/22	100-YARD RUSHER AND 100-YARD RECEIVER	133 YDs/113 YDs, Derrick Henry/Corey Davis vs. Tennessee, 11/22/20
119 YDs/318 YDs/104 YDs, Lamar Jackson/Lamar Jackson Mark Andrews vs. Miami, 09/18/22	100-YARD RUSHER, 300-YARD PASSER, 100-YARD RECEIVER	165 YDs/342 YDs/167 YDs, Nick Chubb/Baker Mayfield Jarvis Landry vs. Cleveland, 09/29/19

BY RAVENS	DEFENSE		BY OPPONENT
-----------	---------	--	-------------

17 YDs, Chuck Clark: (2:03)(Shotgun) 9-M. Stafford pass short middle intended for 89-T. Higbee INTERCEPTED by 36-C. Clark at LA 17, 36-C. Clark for 17 yards, TOUCHDOWN vs. Los Angeles Rams, 01/03/22	INTERCEPTED PASS RETURNED FOR A TOUCHDOWN	34 YDs, Tyrann Mathieu: (14:19) (Shotgun) 8-L.Jackson pass short right intended for 14-S.Watkins INTERCEPTED by 32-T.Mathieu at BLT 34. 32-T.Mathieu for 34 yards, TOUCHDOWN. vs. Kansas City, 09/19/21
65 YDs, Chuck Clark: (1:28) (Shotgun) 28-J.Taylor right end to BLT 36 for 9 yards (40-M.Harrison, 24-M.Peters). FUMBLES (24-M.Peters), RECOVERED by BLT-36-C.Clark at BLT 35. 36-C.Clark for 65 yards, TOUCHDOWN. @ Indianapolis, 11/08/20	FUMBLE RETURNED FOR A TOUCHDOWN	15 YDs, Myles Garrett: (:58) (Shotgun) T.Huntley sacked at BLT 12 for -8 yards (M.Garrett). FUMBLES (M.Garrett), RECOVERED by CLV-M.Garrett at BLT 15. M.Garrett for 15 yards, TOUCHDOWN. @ Cleveland, 12/12/21
Matthew Judon: (11:01) 15-G.Minshew II sacked in End Zone for -3 yards, SAFETY (99-M.Judon). vs. Jacksonville, 12/20/20	SAFETY SCORED	Malcom Brown: (10:53) 30-K.Dixon right tackle tackled in End Zone for -1 yards, SAFETY (90-M.Brown, 23-P.Chung). @ New England, 12/12/16
Baltimore 21, Tennessee 0 @ Tennessee, 10/14/18	SHUTOUT	Tampa Bay 25, Baltimore 0 vs. Tampa Bay, 09/15/02
4.0 SK, Peter Boulware vs. Minnesota, 01/07/02	FOUR SACK GAME	4.0 SK, Antwan Barnes @ San Diego, 12/18/11
3.0 SK, Calais Campbell @ Philadelphia, 10/18/20	THREE SACK GAME	3.5 SK, T.J. Watt @ Pittsburgh, 12/05/21
2.0 SK, Tyus Bowser @ Chicago, 11/21/21	TWO SACK GAME	2.0 SK, Von Miller vs. L.A. Rams, 01/02/22
89t YDs, Marcus Peters @ Cincinnati, 11/10/19	70+ YARD INTERCEPTION RETURN	89t YDs, Darqueze Dennard vs. Cincinnati, 12/31/17
2 INTs, Marcus Williams vs. Miami, 09/18/22	TWO INTERCEPTIONS	2 INTs, Kyzir White vs. L.A. Chargers, 10/17/21
* Never Has Happened *	THREE INTERCEPTIONS	3 INTs, Anthony Henry vs. Cleveland, 11/18/01
* Never Has Happened *	FOUR INTERCEPTIONS	* Never Has Happened *
90 YDs, Pittsburgh 19, Baltimore 14 @ Pittsburgh, 12/02/20	LESS THAN 100 NET PASSING YARDS	48 YDs, Baltimore 38, Cincinnati 3 @ Cincinnati, 01/03/21
131 YDs, Baltimore 26, Atlanta 16 @ Atlanta, 12/02/18	LESS THAN 150 YARDS NET OFFENSE	146 YDs, Jacksonville 12, Baltimore 7 @ Jacksonville, 10/24/11
195 YDs, Baltimore 38, Cincinnati 3 @ Cincinnati, 01/03/21	LESS THAN 200 YARDS NET OFFENSE	186 YDs, Jacksonville 44, Baltimore 7 @ Jacksonville, 09/24/17
290 YDs, Cleveland 24, Baltimore 22 @ Cleveland, 12/12/21	LESS THAN 300 YARDS NET OFFENSE	274 YDs, Baltimore 24, N.Y. Jets 9 @ N.Y. Jets, 09/11/22
3 TO, L.A. Rams 20, Baltimore 19 vs. L.A. Rams, 01/02/22	FORCED THREE+ TURNOVERS	3 TO, Pittsburgh 16, Baltimore 13 vs. Pittsburgh, 01/09/22

BY RAVENS	SPECIAL TEAMS		BY OPPONENT
-----------	---------------	--	-------------

THE LAST TIME IT HAPPENED

103 YDs, Devin Duvernay: 7-J.Sanders kicks 68 yards from MIA 35 to BLT -3. 13-D.Duvernay for 103 yards, TOUCHDOWN. vs. Miami, 09/18/22

KICKOFF RETURNED FOR A TOUCHDOWN

98 YDs, Kene Nwangwu: 9-J.Tucker kicks 63 yards from BLT 35 to MIN 02. 26-K.Nwangwu for 98 yards, TOUCHDOWN. vs. Minnesota, 11/07/21

70 YDs, Cyrus Jones: (13:01) (Punt formation) 5-J.Townsend punts 52 yards to BLT 30, Center-47-T.Sieg. 27-C.Jones for 70 yards, TOUCHDOWN. vs. Oakland, 11/25/18

PUNT RETURNED FOR A TOUCHDOWN

85 YDs, Jamison Crowder: (5:11) (Punt formation) 4-S.Koch punts 45 yards to WAS 15, Center-46-M.Cox. 80-J.Crowder for 85 yards, TOUCHDOWN. vs. Washington, 10/09/16

Brent Urban: (:03) 6-T.Coons 51 yard field goal is BLOCKED (96-B.Urban), Center-47-C.Hughlett, Holder-8-A.Lee, RECOVERED by BLT-33-W.Hill at BLT 36. 33-W.Hill for 64 yards, TOUCHDOWN. @ Cleveland, 11/30/15

BLOCKED FIELD GOAL RETURNED FOR A TOUCHDOWN

* Never Has Happened *

Javorius Allen: (13:44) (Punt formation) 4-J.Berry punt is BLOCKED by 37-J.Allen, Center-60-G.Warren, RECOVERED by BLT-10-C.Moore at PIT 14. 10-C.Moore for 14 yards, TOUCHDOWN. vs. Pittsburgh, 11/06/16

BLOCKED PUNT RETURNED FOR A TOUCHDOWN

Tarell Basham: (12:13) (Punt formation) 4-S.Koch punt is BLOCKED by 93-T.Basham, Center-46-M.Cox, RECOVERED by NYJ-49-B.Bello at BLT 14. 49-B.Bello for 14 yards, TOUCHDOWN. vs. N.Y. Jets, 12/12/19

* Never Has Happened *

66 YDs, Justin Tucker: (:03) 9-J.Tucker 66 yard field goal is GOOD, Center-46-N.Moore, Holder-4-S.Koch. @ Detroit, 09/26/21

MADE FIELD GOAL OF 60 YARDS OR LONGER

51 YDs, Justin Tucker: (2:23) 9-J.Tucker 51 yard field goal is GOOD, Center-46-N.Moore, Holder-11-J.Stout. Penalty on MIA-20-J.Bethel, Defensive Offside, declined. vs. Miami, 09/18/22

MADE FIELD GOAL OF 50-59 YARDS

53 YDs, Chris Boswell: (:32) 9-C.Boswell 53 yard field goal is GOOD, Center-46-C.Kuntz, Holder-6-P.Harvin. @ Pittsburgh, 12/05/21

48 YDs, Justin Tucker: (:05) (Field Goal formation) 9-J.Tucker 48 yard field goal is BLOCKED (21-D.Ward), Center-46-M.Cox, Holder-4-S.Koch, recovered by BLT-46-M.Cox at CLV 7. @ Cleveland, 10/07/18

BLOCKED FIELD GOAL

37 YDs, Rodrigo Blankenship: (4:37) 3-R.Blankenship 37 yard field goal is BLOCKED (93-C.Campbell), Center-46-L.Rhodes, Holder-8-R.Sanchez, RECOVERED by BLT-23-A.Averett at BLT 25. vs. Indianapolis, 10/11/21

Sam Koch: (12:13) (Punt formation) 4-S.Koch punt is BLOCKED by 93-T.Basham, Center-46-M.Cox, RECOVERED by NYJ-49-B.Bello at BLT 14. 49-B.Bello for 14 yards, TOUCHDOWN. vs. N.Y. Jets, 12/12/19

BLOCKED PUNT

Jordan Berry: (13:44) (Punt formation) 4-J.Berry punt is BLOCKED by 37-J.Allen, Center-60-G.Warren, RECOVERED by BLT-10-C.Moore at PIT 14. 10-C.Moore for 14 yards, TOUCHDOWN. vs. Pittsburgh, 11/06/16

Justin Tucker: 9-J.Tucker extra point is No Good, Wide Left, Center-46-M.Cox, Holder-4-S.Koch. vs. N.Y. Jets, 12/12/19

MISSED POINT AFTER TOUCHDOWN ATTEMPT

Greg Zuerlein: 6-G.Zuerlein extra point is No Good, Wide Left, Center-42-T.Hennessy, Holder-7-B.Mann. @ N.Y. Jets, 09/11/22

Patrick Murray [Lawrence Guy blocked]: 2-P.Murray extra point is Blocked (93-L.Guy), Center-47-C.Hughlett, Holder-4-B.Colquitt. DEFENSIVE TWO-POINT ATTEMPT. 36-T.Young recovered the blocked kick. ATTEMPT SUCCEEDS. @ Cleveland, 09/18/16

POINT AFTER TOUCHDOWN ATTEMPT BLOCKED

Justin Tucker [Vincent Taylor blocked]: 9-J.Tucker extra point is Blocked (96-V.Taylor), Center-46-M.Cox, Holder-4-S.Koch. DEFENSIVE TWO-POINT ATTEMPT. 20-T.Thomas recovered the blocked kick. ATTEMPT FAILS. @ Cleveland, 12/14/20

Chuck Clark: 9-J.Tucker kicks onside 6 yards from BLT 35 to BLT 41. RECOVERED by BLT-36-C.Clark. @ Cleveland, 12/12/21

SUCCESSFUL ONSIDE KICK

Johnathan Cyprien: 10-J.Scobee kicks onside 17 yards from JAX 35 to BLT 48. RECOVERED by JAX-37-J.Cyprien. vs. Jacksonville, 12/14/14

6 FG, Justin Tucker: (29, 24, 32, 49, 53, 61) @ Detroit, 12/16/13

SIX FIELD GOALS

6 FG, Kai Forbath: (52, 51, 43, 43, 34, 32) @ Minnesota, 10/22/17

5 FG, Justin Tucker: (48, 29, 48, 45, 39) vs. San Diego, 11/01/15

FIVE FIELD GOALS

6 FG, Kai Forbath: (52, 51, 43, 43, 34, 32) @ Minnesota, 10/22/17

4 FG, Justin Tucker: (22, 46, 46, 34) vs. L.A. Rams, 01/02/22

FOUR FIELD GOALS

4 FG, Chris Boswell: (52, 43, 24, 46) @ Pittsburgh, 12/10/17

4 FG, Justin Tucker: (22, 46, 46, 34) vs. L.A. Rams, 01/02/22

THREE FIELD GOALS

3 FG, Chris Boswell: (28, 40, 36) vs. Pittsburgh, 01/09/22

73 yds, Sam Koch @ New Orleans, 11/24/14

70+ YARD PUNT

72 yds, Kevin Huber @ Cincinnati, 01/03/21

BY RAVENS

BY OPPONENT

TEAM/MISCELLANEOUS

500 YDs, Baltimore 500, Minnesota 318 vs. Minnesota, 11/07/21

500 TOTAL YARDS OF OFFENSE

547 YDs, Miami 547, Baltimore 473 vs. Miami, 09/18/22

473 YDs, Miami 547, Baltimore 473 vs. Miami, 09/18/22

400-499 TOTAL YARDS OF OFFENSE

405 YDs, Baltimore 481, Kansas City 405 vs. Kansas City, 09/19/21

THE LAST TIME IT HAPPENED

ST: (6:11) (No Huddle, Shotgun) D.Carr sacked at OAK 33 for -5 yards (M.Judon). FUMBLES (M.Judon) [M.Judon], RECOVERED by BLT-T.Suggs at OAK 43. T.Suggs for 43 yards, TOUCHDOWN. Suggs' 3rd career touchdown.DEF: (11:20) (Shotgun) L.Jackson pass short right to M.Crabtree for 8 yards, TOUCHDOWN.DEF: (8:16) L.Jackson left end for 5 yards, TOUCHDOWN.OFF: (13:01) (Punt formation) J.Townsend punts 52 yards to BLT 30, Center-T.Sieg. C.Jones for 70 yards, TOUCHDOWN. vs. Oakland, 11/25/18

* Never Has Happened *

TOUCHDOWN ON OFFENSE, DEFENSE AND SPECIAL TEAMS

Lamar Jackson/Lamar Jackson: TWO-POINT CONVERSION ATTEMPT. 8-L.Jackson pass to 89-M.Andrews is complete. ATTEMPT SUCCEEDS.TWO-POINT CONVERSION ATTEMPT. 8-L.Jackson pass to 89-M.Andrews is complete. ATTEMPT SUCCEEDS. vs. Indianapolis, 10/11/21

MADE TWO-POINT CONVERSION

Ben Roethlisberger: TWO-POINT CONVERSION ATTEMPT. 7-B.Roethlisberger pass to 88-P.Freiermuth is complete. ATTEMPT SUCCEEDS. @ Pittsburgh, 12/05/21

Tyler Huntley: TWO-POINT CONVERSION ATTEMPT. 2-T.Huntley pass to 89-M.Andrews is incomplete. ATTEMPT FAILS. vs. Green Bay, 12/19/21

FAILED TWO-POINT CONVERSION

Matthew Stafford: (Pass formation) TWO-POINT CONVERSION ATTEMPT. 9-M.Stafford pass to 3-O.Beckham is complete. ATTEMPT FAILS. vs. L.A. Rams, 01/02/22

Baltimore 59, Miami 10 @ Miami, 09/08/19

50 POINTS

* Never Has Happened *

Baltimore 40, Jacksonville 14 vs. Jacksonville, 12/20/20

40 POINTS

Miami 42, Baltimore 38 vs. Miami, 09/18/22

Baltimore 34, Minnesota 31 vs. Minnesota, 11/07/21

OVERTIME WIN

Pittsburgh 16, Baltimore 13 vs. Pittsburgh, 01/09/22

Pittsburgh 16, Baltimore 13 vs. Pittsburgh, 01/09/22

OVERTIME LOSS

Baltimore 34, Minnesota 31 vs. Minnesota, 11/07/21

Baltimore 10, Philadelphia 10 vs. Philadelphia, 11/16/97

OVERTIME TIE

Baltimore 10, Philadelphia 10 vs. Philadelphia, 11/16/97

0 TO, Miami 42, Baltimore 38 vs. Miami, 09/18/22

NO TURNOVERS

0 TO, Cincinnati 41, Baltimore 21 @ Cincinnati, 12/26/21

40:31 TOP, Baltimore 38, Cincinnati 3 @ Cincinnati, 01/03/21

OVER 40:00 TIME OF POSSESSION (NON-OT)

40:03 TOP, Baltimore 31, Dallas 29 vs. Dallas, 10/14/12

Baltimore 34, L.A. Chargers 6 vs. L.A. Chargers, 10/17/21

WON GAME BY 20+ POINTS

Cincinnati 41, Baltimore 21 @ Cincinnati, 12/26/21

TEAM RECORD WHEN...

RAVENS 2022 REGULAR SEASON RECORD WHEN...

CATEGORY	2022 SEASON W-L-T	ALL-TIME W-L-T	CATEGORY	2022 SEASON W-L-T	ALL-TIME W-L-T
OVERALL	1-1	234-184-1	IN SEPTEMBER	1-1	55-35
HOME	0-1	143-66-1	IN OCTOBER	0-0	45-53
RAVENS AT M&T BANK STADIUM	0-1	136-58	IN NOVEMBER	0-0	65-43-1
RAVENS ON THE ROAD	1-0	91-118	IN DECEMBER	0-0	63-46
RAVENS OUTDOORS	0-0	223-167-1	IN JANUARY	0-0	6-6
RAVENS INDOORS	0-0	8-16			
			ON SUNDAY NIGHT	0-0	17-13
RAVENS SCORE FIRST	1-1	162-63-1	ON THURSDAY NIGHT	0-0	8-6
OPPONENT SCORES FIRST	0-0	72-121	ON MONDAY NIGHT	0-0	15-13
RAVENS SCORE ON FIRST POSSESSION	0-1	100-51	ON SATURDAY	0-0	4-1
RAVENS SCORE 20 OR MORE POINTS	1-1	186-71			
RAVENS SCORE 19 OR LESS POINTS	0-0	48-113-1	DAY GAMES	1-1	191-151-1
RAVENS ALLOW 20 OR MORE	0-1	58-144	NIGHT GAMES	0-0	43-33
RAVENS ALLOW 19 OR LESS POINTS	1-0	176-40-1			
			VS. AFC NORTH OVERALL	0-0	68-52
RAVENS LEAD AFTER 1ST QUARTER	1-1	139-39-1	VS. AFC NORTH AT HOME	0-0	40-20
RAVENS TRAIL AFTER 1ST QUARTER	0-0	46-101	VS. AFC NORTH ON THE ROAD	0-0	28-32
SCORE TIED AFTER 1ST QUARTER	0-0	49-44			
RAVENS LEAD AT HALFTIME	1-1	182-38-1	VS. AFC	1-1	173-143
RAVENS TRAIL AT HALFTIME	0-0	38-128	VS. AFC EAST	1-1	28-23
SCORE TIED AT HALFTIME	0-0	14-18	VS. AFC SOUTH	0-0	23-18
RAVENS LEAD AFTER 3RD QUARTER	1-1	196-34-1	VS. AFC WEST	0-0	28-22
RAVENS TRAIL AFTER 3RD QUARTER	0-0	32-142			
SCORE TIED AFTER 3RD QUARTER	0-0	6-8	VS. NFC	0-0	61-41-1
GAME GOES TO OVERTIME	0-0	15-16-1	VS. NFC EAST	0-0	17-9-1
			VS. NFC SOUTH	0-0	12-8
RAVENS HAVE + TURNOVER RATIO	1-1	142-27	VS. NFC NORTH	0-0	11-9
RAVENS HAVE - TURNOVER RATIO	0-0	41-119-1	VS. NFC WEST	0-0	18-10
TURNOVER RATIO EVEN	0-0	51-38			
			RAVENS WEARING COLOR RUSH (ALL PURPLE)	0-0	5-1
RAVENS HAVE 30:00+TOP	0-0	169-66-1	RAVENS WEARING BLACK JERSEYS W/ WHITE PANTS	0-0	7-6
RAVENS HAVE LESS THAN 30:00 TOP	1-1	65-118	RAVENS WEARING BLACK JERSEYS W/ BLACK PANTS	0-0	17-5
			RAVENS WEARING BLACK JERSEYS W/ PURPLE PANTS	0-0	2-0
RAVENS HAVE 100-YARD RUSHER	0-1	84-29-1			
RAVENS HAVE 300 NET PASSING YARDS	0-1	23-22			
RAVENS HAVE 300-YARD PASSER	0-1	28-28			
RAVENS HAVE 1 100-YARD RECEIVER	0-0	50-38			
RAVENS HAVE 2 100-YARD RECEIVERS	0-1	3-4			
RAVENS SCORE A KR TD	0-1	5-6			
RAVENS SCORE A PR TD	0-0	12-3			

REPLAY CHALLENGES

RAVENS

Date	Opp.	Initial Ruling	Ruling Challenged	Ruling
------	------	----------------	-------------------	--------

TOTALS

OPPONENTS

Date	Opp.	Initial Ruling	Ruling Challenged	Ruling
9/18	vs. Mia.	T.Tagovailoa pass short left to J.Waddle to MIA 45 for 4 yards (M. Humphrey).	Short of line to gain	Upheld

TOTALS 0-for-1 (0%)

REPLAY ASSISTANT

Last two minutes of the half and overtime and any touchdown scoring play or turnover

Date	Opp.	Initial Ruling	Ruling Challenged	Ruling
9/18	vs. Mia.	L.Jackson right tackle for 1 yard, TOUCHDOWN.	Broke the plane	Reversed – runner did not break plane
9/18	vs. Mia.	L.Jackson pass deep middle to M.Andrews for 26 yards, TOUCHDOWN.	Broke the plane	Reversed – runner did not break plane
9/18	vs. Mia.	T.Tagovailoa pass incomplete deep left to J.Waddle	Incomplete pass	Reversed – T.Tagovailoa pass deep left intended for J.Waddle INTERCEPTED by M.Williams at BLT 20.

TOTALS 0-for-3 (0%)

HARBAUGH CAREER CHALLENGE TOTALS

REGULAR SEASON					POSTSEASON				
Year	No.	Reversed	Upheld	Pct.	Year	No.	Reversed	Upheld	Pct.
2008	7	3	4	42.9	2008	3	2	1	66.7
2009	11	6	5	54.6	2009	2	1	1	50.0
2010	9	1	8	11.1	2010	0	0	0	0.0
2011	12	8	4	66.7	2011	1	0	1	0.0
2012	6	3	3	50.0	2012	1	0	1	0.0
2013	12	7	5	58.3	2013	-	-	-	-
2014	8	1	7	12.5	2014	1	1	0	100.0
2015	8	3	5	37.5	2015	-	-	-	-
2016	5	2	3	40.0	2016	-	-	-	-
2017	9	5	4	55.6	2017	-	-	-	-
2018	6	3	3	50.0	2018	1	1	0	100.0
2019	6	0	6	0.0	2019	0	0	0	0.0
2020	6	3	3	50.0	2020	0	0	0	0.0
2021	6	3	3	50.0	2021	-	-	-	-
2022	-	-	-	-	2022	-	-	-	-
Total	111	48	63	43.2	Total	7	3	4	42.8



GAME 1: RAVENS 24, JETS 9

Baltimore (1-0) • N.Y. Jets (0-1)

Sunday, September 11, 2022 • 1:00 PM EDT • MetLife Stadium • N.Y. Jets
Rain and mid 70s Temp: 73° F, Humidity: 79%, Wind: W 3 mph • Attendance: 78,827 • Time: 3:03



Baltimore Ravens	3	7	14	0	—	24
New York Jets	0	3	0	6	—	9

SCORING DRIVES

TEAM	QTR	TIME	SCORING PLAY	BAL	NYJ
Ravens	1	03:16	J.Tucker 24 yd. Field Goal (4-7, 1:40)	3	0
Ravens	2	03:45	D.Duvernay 25 yd. pass from L.Jackson (J.Tucker kick) (3-62, 0:56)	10	0
Jets	2	00:24	G.Zuerlein 45 yd. Field Goal (8-48, 3:21)	10	3
Ravens	3	07:14	D.Duvernay 17 yd. pass from L.Jackson (J.Tucker kick) (6-44, 3:10)	17	3
Ravens	3	02:06	R.Bateman 55 yd. pass from L.Jackson (J.Tucker kick) (5-88, 2:31)	24	3
Jets	4	01:00	T.Conklin 3 yd. pass from J.Flacco (kick failed, wl) (11-43, 1:42)	24	9

NEW YORK JETS (HEAD COACH: ROBERT SALEH)

OFFENSE			DEFENSE		
WR	8	E. Moore	DE	91	J. Franklin-Myers
LT	76	G. Fant	DL	98	S. Rankins
LG	78	L. Tomlinson	DE	95	Q. Williams
C	60	C. McGovern	LB	57	C. Mosley
RG	75	A. Vera-Tucker	LB	56	Q. Williams
RT	61	M. Mitchell	LB	58	C. Lawson
TE	81	L. Cager	LB	9	K. Alexander
TE	83	T. Conklin	CB	4	D. Reed
TE	87	C. Uzomah	CB	1	A. Gardner
QB	19	J. Flacco	S	29	L. Joyner
RB	32	M. Carter	S	3	J. Whitehead

BALTIMORE RAVENS (HEAD COACH: JOHN HARBAUGH)

OFFENSE			DEFENSE		
WR	7	R. Bateman	DT	92	J. Madubuike
WR	13	D. Duvernay	NT	58	M. Pierce
LT	71	J. James	DE	93	C. Campbell
LG	72	B. Powers	RUSH	99	O. Oweh
C	64	T. Linderbaum	MLB	56	J. Bynes
RG	70	K. Zeitler	WLB	6	P. Queen
RT	78	M. Moses	SAM	40	M. Harrison
TE	89	M. Andrews	CB	23	K. Fuller
QB	8	L. Jackson	SS	36	C. Clark
FB	42	P. Ricard	FS	32	M. Williams
RB	17	K. Drake	CB	44	M. Humphrey

OFFICIALS: Referee: Craig Wrolstad (4), Umpire: Steve Woods (54), Down Judge: Jim Mello (48), Side Judge: Jeff Lamberth (21), Back Judge: Grantis Bell (27), Line Judge: Tripp Sutter (37), Field Judge: Jeff Shears, Replay Official: Kevin Stine, Replay Assistant: Gavin Anderson

BALTIMORE RAVENS

PASSING	ATT	CP	YDS	SK/YD	TD	LG	INT	RTG
Lamar Jackson	30	17	213	2/2	3	55t	1	98.3
TOTAL	30	17	213	2/2	3	55T	1	98.3

RUSHING	ATT	YDS	AVG	LG	TD
Kenyan Drake	11	31	2.8	8	0
Lamar Jackson	6	17	2.8	8	0
Mike Davis	2	11	5.5	10	0
Justice Hill	2	4	2.0	3	0
TOTAL	21	63	3.0	10	0

RECEIVING	NO	YDS	AVG	LG	TD
Mark Andrews	5	52	10.4	17	0
Devin Duvernay	4	54	13.5	25t	2
Rashod Bateman	2	59	29.5	55t	1
Demarcus Robinson	2	19	9.5	11	0
Justice Hill	2	7	3.5	5	0
Kenyan Drake	1	15	15.0	15	0
Patrick Ricard	1	7	7.0	7	0
TOTAL	17	213	12.5	55T	3

TOP DEFENSE	TOT	SOLO	AST	SCK	YDS	INT
Marcus Williams	12	10	2	0.0	0.0	1
Patrick Queen	9	5	4	0.5	2.5	0
Chuck Clark	8	4	4	0.0	0.0	0

FIELD GOALS	FGM/FGA	PERCENT	RESULTS
Justin Tucker	1-1	100.0	24G
TOTAL	1-1	100.0	

NEW YORK JETS

PASSING	ATT	CP	YDS	SK/YD	TD	LG	INT	RTG
Joe Flacco	59	37	309	3/12	1	24	1	74.8
TOTAL	59	37	309	3/12	1	24	1	74.8

RUSHING	ATT	YDS	AVG	LG	TD
Michael Carter	10	60	6.0	22	0
Breece Hall	6	23	3.8	14	0
Joe Flacco	1	0	0.0	0	0
TOTAL	17	83	4.9	22	0

RECEIVING	NO	YDS	AVG	LG	TD
Michael Carter	7	40	5.7	11	0
Corey Davis	6	77	12.8	17	0
Breece Hall	6	38	6.3	16	0
Elijah Moore	5	49	9.8	24	0
Braxton Berrios	5	37	7.4	13	0
Garrett Wilson	4	52	13.0	19	0
Tyler Conklin	4	16	4.0	6	1
TOTAL	37	309	8.4	24	1

TOP DEFENSE	TOT	SOLO	AST	SCK	YDS	INT
C.J. Mosley	11	7	4	0.0	0.0	0
Quincy Williams	6	6	0	1.0	0.0	0
Jordan Whitehead	5	4	1	0.0	0.0	0

FIELD GOALS	FGM/FGA	PERCENT	RESULTS
Greg Zuerlein	1-2	50.0	45WL, 45G
TOTAL	1-2	50.0	

GAME HIGHLIGHTS

- Baltimore now owns a 10-2 all-time regular season series lead over the Jets, including 4-2 as the visitors, and a 5-1 record against New York during the **John Harbaugh** Era (since 2008).
- **QB Lamar Jackson** completed 17-of-30 passes for 213 yards and 3 TDs (98.3 rating) with 1 INT, while adding 17 rushing yards on 6 carries. It marks the 14th time in Jackson's career that he's notched at least 3 TD passes, with Baltimore owning a 13-1 record in such contests.
- **WR Devin Duvernay** posted career highs in receptions (4, tied), receiving yards (54) and TD grabs (2), while **WR Rashod Bateman** caught a 55-yard TD, marking the longest reception of his career.
- **S Marcus Williams** had a team-high and career single-game best 12 tackles (10 solo), while adding 1 INT (returned 33 yards) – his first as a Raven.
- The Ravens' defense permitted just 2-of-14 (14.3%) third-down conversions against the Jets.

Team Statistics

	Ravens	Jets
First Downs	13	24
3rd-Down Eff. (Made/Att/Pct)	5/13/38%	2/14/14%
4th-Down Eff. (Made/Att/Pct)	0/0/0%	3/4/75%
Total Net Yards	274	380
Total Plays	53	79
Yards Per Play	5.2	4.8
Rushes/Net Yards	21/63	17/83
Net Passing	211	297
Pass Attempts/Completions	30/17	59/37
Had Intercepted	1	1
Sacked/Yards Lost	2/2	3/12
Punts/Average	6/48.5	6/42.2
Penalties/Yards	5/29	6/81
Fumbles/Lost	1/0	2/1
Possession Time	27:30	32:30



GAME 2: DOLPHINS 42, RAVENS 38

Miami (2-0) • Baltimore (1-1)

Sunday, September 18, 2022 • 1:00 PM EDT • M&T Bank Stadium • Baltimore
Sunny Temp: 82° F, Humidity: 61%, Wind: NE 6 mph • Attendance: 70,582 • Time: 3:20



Miami Dolphins	0	7	7	28	—	42
Baltimore Ravens	7	21	7	3	—	38

SCORING DRIVES

TEAM	QTR	TIME	SCORING PLAY	MIA	BAL
Ravens	1	14:47	D.Duvernay 103 yd. kickoff return (J.Tucker kick) (0-0, 0:13)	0	7
Dolphins	2	10:54	J.Waddle 6 yd. pass from T.Tagovailoa (J.Sanders kick) (6-94, 3:49)	7	7
Ravens	2	10:44	R.Bateman 75 yd. pass from L.Jackson (J.Tucker kick) (1-75, 0:10)	7	14
Ravens	2	04:03	M.Andrews 1 yd. pass from L.Jackson (J.Tucker kick) (6-66, 2:43)	7	21
Ravens	2	00:29	D.Robinson 12 yd. pass from L.Jackson (J.Tucker kick) (6-80, 0:51)	7	28
Dolphins	3	07:52	M.Gesicki 14 yd. pass from T.Tagovailoa (J.Sanders kick) (12-75, 7:08)	14	28
Ravens	3	00:26	L.Jackson 79 yd. run (J.Tucker kick) (3-87, 1:35)	14	35
Dolphins	4	12:12	R.Cracraft 2 yd. pass from T.Tagovailoa (J.Sanders kick) (7-75, 3:14)	21	35
Dolphins	4	07:47	T.Hill 48 yd. pass from T.Tagovailoa (J.Sanders kick) (5-59, 1:24)	28	35
Dolphins	4	05:19	T.Hill 60 yd. pass from T.Tagovailoa (J.Sanders kick) (3-64, 1:27)	35	35
Ravens	4	02:18	J.Tucker 51 yd. Field Goal (6-42, 3:01)	35	38
Dolphins	4	00:14	J.Waddle 7 yd. pass from T.Tagovailoa (J.Sanders kick) (6-68, 2:04)	42	38

MIAMI DOLPHINS (HEAD COACH: MIKE MCDANIEL)

OFFENSE			DEFENSE		
WR	10	T. Hill	DE	94	C. Wilkins
WR	17	J. Waddle	NT	92	Z. Sieler
LT	72	T. Armstead	DT	98	R. Davis
LG	74	L. Eichenberg	LB	55	J. Baker
C	58	C. Williams	LB	45	D. Riley
RG	68	R. Hunt	LB	52	E. Roberts
RT	75	G. Little	LB	15	J. Phillips
TE	81	D. Smythe	CB	25	X. Howard
QB	1	T. Tagovailoa	CB	40	N. Needham
RB	31	R. Mostert	S	8	J. Holland
FB	30	A. Ingold	S	29	B. Jones

BALTIMORE RAVENS (HEAD COACH: JOHN HARBAUGH)

OFFENSE			DEFENSE		
WR	13	D. Duvernay	DT	92	J. Madubuike
LT	65	P. Mekari	NT	58	M. Pierce
LG	72	B. Powers	DE	93	C. Campbell
C	64	T. Linderbaum	RUSH	99	O. Oweh
RG	70	K. Zeitler	MLB	56	J. Bynes
RT	78	M. Moses	WLB	6	P. Queen
TE	89	M. Andrews	SAM	40	M. Harrison
TE	84	J. Oliver	CB	24	M. Peters
QB	8	L. Jackson	SS	36	C. Clark
FB	42	P. Ricard	FS	32	M. Williams
RB	17	K. Drake	CB	44	M. Humphrey

OFFICIALS: Referee: Adrian Hill (29), Umpire: Roy Ellison (81), Down Judge: David Oliver (24), Field Judge: Mearl Robinson (31), Back Judge: Keith Ferguson (61), Side Judge: Jim Quirk (5), Replay Official: Roddy Ames, Line Judge: Kevin Codey (16)

MIAMI DOLPHINS

PASSING	ATT	CP	YDS	SK/YD	TD	LG	INT	RTG
Tua Tagovailoa	50	36	469	1/8	6	60t	2	124.1
TOTAL	50	36	469	1/8	6	60T	2	124.1

RUSHING	ATT	YDS	AVG	LG	TD
Raheem Mostert	11	51	4.6	11	0
Chase Edmonds	5	33	6.6	28	0
Alec Ingold	1	1	1.0	1	0
Tua Tagovailoa	1	1	1.0	1	0
TOTAL	18	86	4.8	28	0

RECEIVING	NO	YDS	AVG	LG	TD
Tyreek Hill	11	190	17.3	60t	2
Jaylen Waddle	11	171	15.5	59	2
Mike Gesicki	4	41	10.3	14t	1
Raheem Mostert	3	28	9.3	13	0
Alec Ingold	2	15	7.5	13	0
Trent Sherfield	2	9	4.5	12	0
Chase Edmonds	1	8	8.0	8	0
Durham Smythe	1	5	5.0	5	0
River Cracraft	1	2	2.0	2t	1
TOTAL	36	469	13.0	60T	6

TOP DEFENSE	TOT	SOLO	AST	SCK	YDS	INT
Christian Wilkins	8	6	2	0.0	0.0	0
Eric Rowe	6	6	0	0.0	0.0	0
Duke Riley	4	3	1	0.0	0.0	0

FIELD GOALS	FGM/FGA	PERCENT	RESULTS
	No Field Goals		

BALTIMORE RAVENS

PASSING	ATT	CP	YDS	SK/YD	TD	LG	INT	RTG
Lamar Jackson	29	21	318	0/0	3	75t	0	142.6
TOTAL	29	21	318	0/0	3	75T	0	142.6

RUSHING	ATT	YDS	AVG	LG	TD
Lamar Jackson	9	119	13.2	79t	1
Justice Hill	3	16	5.3	13	0
Kenyan Drake	6	8	1.3	6	0
Patrick Ricard	1	5	5.0	5	0
Mike Davis	5	4	0.8	3	0
Mark Andrews	1	3	3.0	3	0
TOTAL	25	155	6.2	79T	1

RECEIVING	NO	YDS	AVG	LG	TD
Mark Andrews	9	104	11.6	25	1
Rashod Bateman	4	108	27.0	75t	1
Isaiah Likely	4	43	10.8	34	0
Devin Duvernay	2	42	21.0	26	0
Demarcus Robinson	1	12	12.0	12t	1
Tylan Wallace	1	9	9.0	9	0
TOTAL	21	318	15.1	75T	3

TOP DEFENSE	TOT	SOLO	AST	SCK	YDS	INT
Marcus Williams	10	7	3	0.0	0.0	2
Marlon Humphrey	7	4	3	0.0	0.0	0
Chuck Clark	6	6	0	0.0	0.0	0

FIELD GOALS	FGM/FGA	PERCENT	RESULTS
Justin Tucker	1-1	100.0	51G
TOTAL	1-1	100.0	

GAME HIGHLIGHTS

- **QB Lamar Jackson** (119 rushing yards) eclipsed the century mark for the 11th time, surpassing Michael Vick for the most 100-yard rushing games by a QB in NFL history, also becoming the first player to throw a TD of 75-plus yards and rush for a TD of 75-plus yards in a single game.
- **S Marcus Williams** had a game-high 10 tackles and 2 INTs, marking his second-career multi-INT game and first since 12/31/17 at TB (w/ NO).
- **WR Devin Duvernay** registered a 103-yard KOR-TD to open the game, marking the league's first KOR-TD of the 2022 season and the second (93 yards on 9/28/20 vs. KC) of Duvernay's career. It also marked the first opening-game kickoff for a TD in Ravens history.
- **TE Mark Andrews'** receiving TD was the 30th of his career, passing WR Derrick Mason (29) for third most in team history. Andrews also joined Mike Ditka (32), Antonio Gates (43), Tony Gonzalez (30), Jimmy Graham (51), Rob Gronkowski (54) and Kellen Winslow Sr. (35) as one of seven TEs in NFL history to reach that mark in the first five seasons of a career.

Team Statistics

	Dolphins	Ravens
First Downs	27	23
3rd-Down Eff. (Made/Att/Pct)	7/11/64%	3/10/30%
4th-Down Eff. (Made/Att/Pct)	2/2/100%	1/3/33%
Total Net Yards	547	473
Total Plays	69	54
Yards Per Play	7.9	8.8
Rushes/Net Yards	18/86	25/155
Net Passing	461	318
Pass Attempts/Completions	50/36	29/21
Had Intercepted	2	0
Sacked/Yards Lost	1/8	0/0
Punts/Average	2/41.0	2/40.5
Penalties/Yards	8/51	1/5
Fumbles/Lost	0/0	1/0
Possession Time	34:47	25:13