

# BALTIMORE RAVENS GAME RELEASE

UNDER ARMOUR PERFORMANCE CENTER | 1 WINNING DRIVE | OWINGS MILLS, MD

PH: 410-701-4000 | BALTIMORERAVENS.COM | TWITTER: @RAVENS

WORLD CHAMPIONS: SUPER BOWL XXXV (2000) & SUPER BOWL XLVII (2012)



## BUFFALO BILLS VS. BALTIMORE RAVENS



[2-1]

WEEK 4 – SUNDAY, OCT. 2, 2022

[2-1]

1 P.M. ET – M&T BANK STADIUM (70,745)

### QUICK HITS

**X** The Baltimore Ravens (2-1) host the Buffalo Bills (2-1) at M&T Bank Stadium for a showdown featuring two of the AFC's top teams. This marks the Ravens' fourth-straight game against an AFC East foe, with Baltimore already earning wins at NE (Week 3) and NYJ (Week 1), with a heartbreaking Week 2 loss vs. Miami sandwiched in between. Sunday's tilt is Buffalo's third road game of the 2022 campaign, with the Bills dropping a tight 21-19 decision at Miami last week.

**X** Behind another stellar effort from **QB Lamar Jackson**, who accounted for 5 total TDs (4 passing & 1 rushing), Baltimore upended the host Patriots, 37-26, last Sunday. Jackson threw for 218 yards and rushed for 107 (his second-straight game eclipsing the ground century mark), becoming the first player in NFL history to record 3+ passing TDs and 100+ rushing yards in back-to-back games. **TE Mark Andrews** tallied a game-high 8 catches for 89 yards and 2 TDs, while the defense came up big in clutch moments by forcing 4 turnovers (3 INTs & 1 FR), including 3 in the fourth quarter alone. Baltimore scored 5 TDs on 5 red zone trips, limiting New England to 3-of-5 and holding the Patriots to 2-of-9 (22.2%) on third down.

**X** The Ravens are 6-3 in regular season play vs. Buffalo, winning three straight. Under head coach **John Harbaugh**, Baltimore is 4-1 vs. the Bills during the regular season. In the playoffs, the Ravens are 0-1, losing in the 2020 Divisional round at Buffalo (17-3).

**X** In his 15th season leading Baltimore, Coach Harbaugh is the NFL's third-longest tenured head coach, behind only Bill Belichick (23 seasons) and Mike Tomlin (16). Harbaugh has guided the Ravens to 150 total wins since his 2008 arrival, ranking as the league's fifth most. (Harbaugh owns an impressive 150-97 overall record.)

### UPCOMING SCHEDULE

- Wed. Sept. 28: 1:40 p.m. . . . Practice/Media Viewing (approx. 30 min.)  
3:30 p.m. . . . Coach Harbaugh/Players Podium & Open Locker Room
- Thu. Sept. 29: 1:40 p.m. . . . Practice/Media Viewing (approx. 30 min.)  
3:30 p.m. . . . Coordinators Podium & Open Locker Room
- Fri. Sept. 30: 11:30 a.m. . . . Practice/Media Viewing (approx. 30 min.)  
1:15 p.m. . . . Coach Harbaugh Podium & Open Locker Room

### CALLING THE ACTION

- Television:** CBS / WJZ Ch. 13 (Baltimore)  
- Ian Eagle (play-by-play) - Charles Davis (analyst) - Evan Washburn (sideline)  
- Mark Wolff (producer) - Suzanne Smith (director)
- Local Radio:** WBAL (1090 AM) & 98Rock (97.9 FM)  
- Gerry Sandusky (play-by-play) - Rod Woodson (analyst)
- National Radio:** Sports USA  
- Josh Appel (play-by-play) - Brandon Noble (analyst)

### COACH HARBS SAYS

#### COACH HARBAUGH ON BALTIMORE'S GREG ROMAN-LED OFFENSE:

"Greg is really good at taking what you have and putting it together in a way that makes it really tough to defend. If you ask any defensive coordinator or head coach in this league, they'll tell you that this offense is hard to defend. So, that's a pretty a good measuring stick right there. Now, executing and then keeping it going and coming up with ways to keep people off balance – that's what coaches do, that's what coordinators do. I really believe Greg is one of the very best in the business at that."

### INJURY UPDATE

All-Pro **LT Ronnie Stanley** (ankle) has missed the season's first three games, while his backup (**T Ja'Wuan James**) is on IR with an Achilles injury. The following players left the New England game and did not return: **OLB Justin Houston** (groin), third-string **LT Patrick Mekari** (ankle) and **NT Michael Pierce** (arm). Standouts **OLB Tyus Bowser** (Achilles) and **RB Gus Edwards** (knee) are on the Reserve/PUP list.

### NOTE THE QUOTE

#### LB JOSH BYNES ON ALL-PRO TE MARK ANDREWS:

"I would put about three people on him. You can't just sit there and think you've got him figured out. He finds his way open, finds an open area in the defense. He's relentless in his effort and gives 110 percent every single time he's on the field. He's an exceptional player."

### WHAT'S GOING ON?

**DYNAMIC BALTIMORE DUO**

MOST PASSING TOUCHDOWNS <b>10</b>	MOST RECEIVING TDs BY A TIGHT END <b>3</b>
BEST PASSER RATING <b>119.0</b>	MOST RECEPTIONS BY A TIGHT END <b>22</b>
BEST RUSHING YPC AVG. <b>9.35</b>	MOST REC. YARDS BY A TIGHT END <b>245</b>
5TH-MOST RUSHING YARDS (TIED) <b>243</b>	MOST REC. 1ST DOWNS BY A TIGHT END <b>15</b>

**2022 RANKINGS**

Chad Steele - SVP of Communications ■ Patrick Gleason - VP of Public Relations ■ Marisol Renner - Director of Publications ■ Tom Valente - Director of Public Relations  
Vernon Dennis - Public Relations Coordinator ■ Dan Horowitz - Public Relations Coordinator ■ Emma Levine - Public Relations Intern

# RAVENS 2022 INFORMATION

## SCHEDULE & RESULTS (2-1)

Date	Opponent	Time/Network
Sun. Sept. 11	at New York Jets	W, 24-9
Sun. Sept. 18	MIAMI DOLPHINS	L, 38-42
Sun. Sept. 25	at New England Patriots	W, 37-26
Sun. Oct. 2	BUFFALO BILLS	1 p.m.
Sun. Oct. 9*	CINCINNATI BENGALS	8:20 p.m. (NBC)
Sun. Oct. 16*	at New York Giants	1 p.m.
Sun. Oct. 23*	CLEVELAND BROWNS	1 p.m.
Thurs. Oct. 27	at Tampa Bay Buccaneers	8:15 p.m. (Prime)
Mon. Nov. 7	at New Orleans Saints	8:15 p.m. (ESPN)
Sun. Nov. 13	BYE	
Sun. Nov. 20*	CAROLINA PANTHERS	1 p.m.
Sun. Nov. 27*	at Jacksonville Jaguars	1 p.m.
Sun. Dec. 4*	DENVER BRONCOS	1 p.m.
Sun. Dec. 11*	at Pittsburgh Steelers	1 p.m.
Sat./Sun. Dec. 17/18	at Cleveland Browns	TBD
Sat. Dec. 24	ATLANTA FALCONS	1 p.m.
Sun. Jan. 1*	PITTSBURGH STEELERS	1 p.m.
Sat./Sun. Jan. 7/8	at Cincinnati Bengals	TBD

\* Flexible Scheduling Games      Home Games in CAPS      All Times Eastern

## NUMBERS TO NOTE

**1** – Player (**QB Lamar Jackson**) in NFL history to record 3+ passing TDs and 100+ rushing yards in back-to-back games (Week 2 vs. Mia. & Week 3 at NE).

**4** – Total TDs scored (3 rec. & 1 KOR) by **WR Devin Duvernay**, tying (five players) for the NFL's most, entering Week 4.

**21.6 & 21.5** – Top speeds reached by **WR Devin Duvernay** (103-yard KOR-TD) and **WR Rashod Bateman** (75-yard TD catch), respectively in Week 2 vs. Miami – the fastest speeds recorded by any NFL ball carriers in 2022.

**28.3** – An NFL-best yards-per-catch average for **WR Rashod Bateman**, entering Week 4. Bateman has reeled in 8 catches for 226 yards, including TD strikes of 55 & 75 yards.

**32** – Career INTs for **CB Marcus Peters**, who tallied 1 pick last Sunday at NE, marking the NFL's most among active defenders. Peters has 41 total takeaways (including 9 FRs – 1 last Sunday at NE), also the NFL's most among active players.

**33.0** – Points per game the Ravens are averaging this season, ranking No. 1 in the NFL, entering Week 4. Baltimore has scored an NFL-best 13 TDs.

**59** – Consecutive FGs made in the fourth quarter/OT by **K Justin Tucker**, marking the longest streak in NFL history. Tucker (91.1%) is the most accurate kicker in NFL history.

**150** – Career wins (including playoffs) for head coach **John Harbaugh**. Only five other active coaches have reached the 150 milestone: Bill Belichick, Pete Carroll, Mike McCarthy, Andy Reid & Mike Tomlin.

## NOTE OF THE WEEK I

**TE Mark Andrews** has recorded 12 straight games with 50-plus receiving yards, marking the NFL's longest such active streak among all players. Andrews' 50-plus streak also ties Delanie Walker and Travis Kelce for the second longest (12) by a TE since the 1970 NFL merger and is one short of tying Rob Gronkowski's record of 13.

### CONSECUTIVE GAMES W/ 50+ RECEIVING YARDS [ACTIVE NFL STREAKS]

Rk.	Player (Team)	Consec. Games
1.	<b>TE Mark Andrews (Bal.)</b>	12
2.	WR Amon-Ra St. Brown (Det.)	9
3.	WR Stefon Diggs (Buf.)	6

### CONSECUTIVE GAMES W/ 50+ RECEIVING YARDS [TIGHT ENDS / SINCE 1970 MERGER]

Rk.	Player (Team)	Consec. Games	Span
1.	Rob Gronkowski (NE)	13	2011-12
2.	<b>Mark Andrews (Bal.)</b>	12	2021-present
	Delanie Walker (Ten.)	12	2015-16
	Travis Kelce (KC)	12	2018-19

**X** Andrews' streak dates back to 11/11/21. Since that date, he has totaled 1,046 receiving yards in the 12 games, ranking as the NFL's third most during this span. Only Justin Jefferson (1,230) and Cooper Kupp (1,208) have more yards since 11/11/21.

## NOTE OF THE WEEK II

In last Sunday's win at NE, **CB Marlon Humphrey** (10 career INTs) became the third defender in franchise history to register double-digit INTs *and* double-digit FFs (12) throughout a Ravens career. In doing so, he joined Hall of Famers LB Ray Lewis (31 INTs & 19 FFs) and S Ed Reed (61 INTs & 11 FFs) as the only Ravens to accomplish this feat.

### ALL-TIME DEFENDERS W/ DOUBLE-DIGIT INTERCEPTIONS & FORCED FUMBLES [IN A RAVENS CAREER]

Player (Years)	INTs	FFs
Ray Lewis (1996-2012)	31	19
Ed Reed (2002-12)	61	11
<b>Marlon Humphrey (2017-present)</b>	10	12



## 2022 AFC NORTH STANDINGS

Team	W	L	T	Home	Road	Div.	Con.	PF	PA	Strk
<b>Baltimore</b>	2	1	0	0-1	2-0	0-0	2-1	99	77	W1
Cleveland	2	1	0	1-1	1-0	1-0	1-1	85	72	W1
Pittsburgh	1	2	0	0-1	1-1	1-1	1-2	54	66	L2
Cincinnati	1	2	0	0-1	1-1	0-1	1-1	64	55	W1



# RAVENS / BILLS INFORMATION

## 2022 NFL RANKINGS

### OFFENSE

Category	--Ravens--		--Bills--	
	Stats	Rank	Stats	Rank
Total Offense	380.3	4	441.3	2
Rush Offense	135.3	8	112.3	15
Pass Offense	245.0	13	329.0	1
Points Per Game	33.0	1	30.3	3
3rd-Down Off. %	38.2	14	61.0	1
4th-Down Off. %	33.3	25t	66.7	4t
Red Zone Off. (TD%)	80.0	3	63.6	11t

### DEFENSE

Category	--Ravens--		--Bills--	
	Stats	Rank	Stats	Rank
Total Defense	458.0	32	214.0	1
Rush Defense	104.7	13	57.7	2
Pass Defense	353.3	32	156.3	2
Points Per Game	25.7	24t	12.7	4t
3rd-Down Def. %	32.4	8	39.4	19
4th-Down Def. %	75.0	25t	75.0	25t
Red Zone Def. (TD%)	72.7	27t	83.3	31

### TEAM

Category	--Ravens--		--Bills--	
	Stats	Rank	Stats	Rank
Turnover Ratio	+5	2	+2	6t
Penalties	8	1	20	23t
Penalty Yards	44	1	136	18

## RAVENS-BILLS SERIES HISTORY

- X All-Time Regular Season: Ravens lead, 6-3
- X Regular Season, Under John Harbaugh: Ravens lead, 4-1
- X Regular Season, at M&T Bank Stadium: Ravens, 5-1
- X All-Time Postseason: Bills lead, 1-0

## RAVENS-BILLS SERIES HISTORY

Date	Winner	Score/Site	Attend.
10/31/99	Bills	13-10 Bal.	68,673
10/24/04	Ravens	20-6 Bal.	69,809
12/31/06	Ravens	19-7 Bal.	70,913
10/21/07	Bills	19-14 @ Buf.	70,727
10/24/10	Ravens	37-34 Bal. OT	71,220
09/29/13	Bills	23-20 @ Buf.	68,296
09/11/16	Ravens	13-7 Bal.	71,104
09/09/18	Ravens	47-3 Bal.	70,591
12/08/19	Ravens	24-17 @ Buf.	69,134
01/16/21**	Bills	17-3 @ Buf.	6,772*

\*\*Divisional Playoff

\*COVID-19

X Since 2008 (with John Harbaugh at the helm), the Ravens own a .655 winning percentage (19-10) against the AFC East, marking their highest winning percentage against an intraconference (AFC) division during that span.

## 2022 RAVENS / BILLS LEADERS

### PASSING YARDS [TDs/INTs]

Lamar Jackson	749 (10/2)	Josh Allen	1,014 (9/2)
---------------	------------	------------	-------------

### RUSHING YARDS [AVG.]

Lamar Jackson	243 (9.3)	Josh Allen	113 (5.9)
Justice Hill	80 (7.3)	Devin Singletary	80 (3.5)
Kenyan Drake	39 (2.3)	Zack Moss	78 (6.0)

### RECEIVING YARDS [CATCHES]

Mark Andrews	245 (22)	Stefon Diggs	344 (27)
Rashod Bateman	226 (8)	Isaiah McKenzie	132 (11)
Devin Duvernay	121 (8)	Gabe Davis	125 (7)

### POINTS

Devin Duvernay	24	Stefon Diggs	24
Justin Tucker	21	Tyler Bass	23
Mark Andrews	18	Isaiah McKenzie	12

### INTERCEPTIONS [YARDS]

Marcus Williams	3 (33)	Jordan Poyer	2 (6)
Bynes/Humphrey/Peters	1 (N/A)	Basham/Jackson/Milano	1 (N/A)

### SACKS [YARDS]

Justin Houston	2 (-14)	Greg Rousseau	3.5 (-26.5)
Madubuike / Queen	1.5 (N/A)	Von Miller	2 (-17)

### TACKLES

Marcus Williams	27	Taron Johnson	19
Chuck Clark	22	Tremaine Edmunds	17

### GROSS PUNTING [NET]

Jordan Stout	45.9 (39.5)	Sam Martin	44.0 (44.0)
--------------	-------------	------------	-------------

### FIELD GOALS [PCT.]

Justin Tucker	3/3 (100.0)	Tyler Bass	4/5 (80.0)
---------------	-------------	------------	------------

### PUNT RETURN YARDS [AVG.]

Devin Duvernay	77 (15.4)	Jamison Crowder	93 (11.6)
----------------	-----------	-----------------	-----------

### KICKOFF RETURN YARDS [AVG.]

Devin Duvernay	128 (64.0)	Jamison Crowder	17 (17.0)
----------------	------------	-----------------	-----------

## 2022 TALE OF THE TAPE

Category	Ravens	Bills
Record	2-1	2-1
Current Streak	Won 1	Lost 1
Points Scored	99	91
TDs Scored	13	11
Rushing TDs Scored	2	1
Passing TDs Scored	10	9
TDs on Returns	1	1
Points Against	77	38
TDs Allowed	10	5
Rushing TDs Allowed	3	3
Passing TDs Allowed	7	2
TDs on Returns Allowed	0	0
KOR Avg. For	64.0	17.0
KOR Avg. Against	22.2	17.9
PR Avg. For	15.4	11.6
PR Avg. Against	10.2	0.0
Sacks	7	11
Sacks Allowed	6	7
Interceptions	6	5
Interceptions Thrown	2	2
Fumbles Lost/Recovered	1/2	3/2

# RAVENS COACHES, MILESTONES & MORE

## RAVENS COACHES

Name (Coaching Experience: NFL /Ravens)	Title
John Harbaugh (25/15)	Head Coach
Chris Horton (9/9)	Special Teams Coordinator
Mike Macdonald (8/8)	Defensive Coordinator
Greg Roman (25/8)*	Offensive Coordinator
Randy Brown (19/15)	Special Teams Coach
Joe D'Alessandris (14/6)	Offensive Line Coach
Mike Devlin (20/1)*	Assistant Offensive Line Coach
Kerry Dixon (1/1)	Assistant Quarterbacks Coach
George Godsey (12/1)	Tight Ends Coach
Chris Hewitt (11/11)	Pass Game Coordinator / Secondary
Rob Leonard (10/1)	Outside Linebackers Coach
D'Anton Lynn (9/2)*	Safeties Coach
Tee Martin (2/2)	Wide Receivers Coach
Zach Orr (6/5)	Inside Linebackers Coach
Ryan Osborn (1/1)*	Defensive Assistant
Jay Peterson (2/2)	Defensive Assistant
Matt Robinson (2/2)*	Defensive Assistant
Steve Saunders (7/7)	Head Strength & Conditioning Coach
Daniel Stern (7/7)*	Offensive Assistant
Travis Switzer (6/6)*	Offensive Assistant
James Urban (19/5)	Quarterbacks Coach
Craig Ver Steeg (16/15)	Running Backs Coach
Anthony Weaver (11/2)	Assistant Head Coach / Defensive Line
T.J. Weist (5/5)	Special Teams Coach
Keith Williams (2/2)	Pass Game Specialist

\*Located in the booth on gameday

## RAVENS PRONUNCIATION GUIDE

### PLAYERS

**Tyler Badie** (BAY-dee); **Vince Biegel** (BEE-gull); **Calais Campbell** (cuh-LAY-us); **Devin Duvernay** (DOO-ver-nay); **Daniel Faalele** (FAH-ah-LAY-lay); **Charlie Kolar** (KOH-ler); **Justin Madubuike** (mad-uh-BEE-kay); **Patrick Mekari** (muh-CARE-ee); **David Ojabo** (oh-JOBB-oh); **Odafe Oweh** (uh-DAH-fay, OH-way); **James Proche II** (pro-SHAY); **Kevon Seymour** (KEE-von); **Tylan Wallace** (TIE-luhn); **Ar'Darius Washington** (ar-DARE-ee-us)

### COACHES

**Joe D'Alessandris** (dell-ah-SAN-dress); **D'Anton Lynn** (DANT-in); **Craig Ver Steeg** (ver-STEGG); **T.J. Weist** (WEEST)

## MILESTONES ON THE HORIZON

### TE Mark Andrews

- Andrews (11) needs at least 50 receiving yards in Week 4 to improve his NFL-best active streak of consecutive games played with 50 receiving yards to 12. In reaching that figure, he'd also tie Rob Gronkowski (13 – W6 of 2011-W2 of 2012) for the longest such streak by a TE since the 1970 NFL merger.
- Andrews (8) needs 100 receiving yards to tie WR Mark Clayton's record for the most 100-yard receiving games in Ravens history.
- Andrews (199) is 1 first-down reception shy of 200. In reaching 200, he'd become the third Raven (Derrick Mason, 316; Todd Heap, 286) in franchise history to hit that mark.

### QB Lamar Jackson

- Jackson (16) needs 3 TD passes in a single game to tie QB Joe Flacco (17) for the most games with 3 passing TDs in Ravens franchise history.
- If Jackson notches 3 TD passes in Week 4, he'll become the fifth QB since the 1970 NFL merger (also Tom Brady in 2007, Patrick Mahomes in 2021, Kurt Warner in 1999 and Steve Young in 1998) to reach that figure in each of his team's first four games of a season.
- Jackson (3,916) is 84 rushing yards shy of 4,000, and he'll soon become the sixth – and youngest (25) – QB in NFL history to reach that mark. QB Mike Vick is the fastest QB in NFL history to reach 4,000 rushing yards, doing his in his 87th-career game. Jackson's Week 4 contest will mark his 62nd-career appearance.
- With another 200-passing yard, 100-rushing yard performance in 2022, Jackson will tie his own record (3 in 2019) for the most such games in a single season in NFL history. His seven such career performances are already an NFL record, more than doubling the next-best figure (3 – Josh Allen, Cam Newton and Russell Wilson).

## RAVENS RADIO BROADCASTS

- The Ravens' 2022 radio team features Gerry Sandusky and former Ravens DB and Hall of Famer Rod Woodson. Sandusky, WBAL-TV 11's sports director, delivers the play-by-play for the broadcast team, while Woodson serves as the color analyst.
- Games can be heard on 98 Rock WIYY (97.9 FM), WBAL 1090 AM, WBAL 101.5 FM, ESPN 630 AM, BaltimoreRavens.com, the Ravens mobile app and on our regional affiliates. This network broadcasts each Ravens game across five states – including Maryland, Pennsylvania, Delaware, West Virginia and Kentucky – and Washington D.C.
- With a crew consisting of David Andrade (play-by-play), Allen Gutierrez (analyst) and Victor Flores (producer), the Spanish radio broadcast of all Ravens games can be heard on Radio La Mera Mera 1050 AM and WTTZ 93.5 FM. The broadcast will also stream digitally on the Ravens Mobile App, and the Ravens' and Tico Sports' respective websites.



# BALTIMORE'S 2022 OPPONENTS

REG. SEASON SERIES	2022	SERIES HISTORY AND NOTES
 <p><b>Ravens Record:</b> 10-2  <b>Home:</b> 6-0   <b>Away:</b> 4-2  <b>Last:</b> W, 24-9 – 9/11/22 at NYJ</p>	<p><b>Overall:</b> 1-2  <b>Home:</b> 0-2   <b>Away:</b> 1-0  <b>Under Saleh:</b> 5-15</p>	<p>In its 24-9 wire-to-wire, season-opening victory at NYJ (9/11), Baltimore limited the Jets to just 2-of-14 (14.3%) on third down, adding 2 takeaways (1 INT &amp; 1 FR) in the contest. On the other side of the ball, Lamar Jackson eclipsed 10,000 career passing yards, tossing 3 TDs for the 14th time in his career.</p>
 <p><b>Ravens Record:</b> 8-8  <b>Home:</b> 4-2   <b>Away:</b> 4-6  <b>Last:</b> L, 42-38 – 9/18/22 vs. Mia.</p>	<p><b>Overall:</b> 3-0  <b>Home:</b> 2-0   <b>Away:</b> 1-0  <b>Under McDaniel:</b> 3-0</p>	<p>Despite a strong performance from QB Lamar Jackson, who completed 21-of-29 passes for 318 yards and 3 TDs (142.6 rating), while adding 119 rushing yards and 1 TD on 9 carries (13.2 avg.), Miami outlasted the Ravens, 42-38. Jackson surpassed Mike Vick for the most 100-yard rushing games by a QB in NFL history (11).</p>
 <p><b>Ravens Record:</b> 3-9  <b>Home:</b> 2-3   <b>Away:</b> 1-6  <b>Last:</b> W, 37-26 – 9/25/22 at NE</p>	<p><b>Overall:</b> 1-2  <b>Home:</b> 0-1   <b>Away:</b> 1-1  <b>Under Belichick:</b> 255-101</p>	<p>QB Lamar Jackson posted the NFL's second-ever performance with 4 passing TDs, 100 rushing yards and 1 rushing TD (also QB Randall Cunningham, 1990), as the Ravens edged the Patriots, 37-26. Baltimore earned its first-ever regular season victory in Foxborough, and John Harbaugh won his 150th game (reg. + post.).</p>
 <p><b>Ravens Record:</b> 6-3  <b>Home:</b> 5-1   <b>Away:</b> 1-2  <b>Last:</b> W, 24-17 – 12/8/19 at Buf.</p>	<p><b>Overall:</b> 2-1  <b>Home:</b> 1-0   <b>Away:</b> 1-1  <b>Under McDermott:</b> 51-33</p>	<p>Baltimore is 5-1 (.833) all time in Ravens-Bills clashes at "The Bank." Both QB Lamar Jackson and QB Josh Allen made their NFL debuts the last time Buffalo traveled to Baltimore (9/9/18). In the contest, Jackson appeared in multiple two-QB sets, completing a 24-yard pass and rushing for 39 yards on 7 carries.</p>
 <p><b>Ravens Record:</b> 27-25  <b>Home:</b> 17-9   <b>Away:</b> 10-16  <b>Last:</b> L, 41-21 – 12/26/21 at Cin.</p>	<p><b>Overall:</b> 1-2  <b>Home:</b> 0-1   <b>Away:</b> 1-1  <b>Under Taylor:</b> 17-34-1</p>	<p>QB Lamar Jackson made his first-career start in a 24-21 home victory against Cincinnati (11/18/18), completing 13-of-19 passes for 150 yards and 1 INT, while adding 119 rushing yards on 26 carries, in the contest. Jackson's 119 rushing yards stand as the most by a QB in his first-career start in NFL history.</p>
 <p><b>Ravens Record:</b> 4-2  <b>Home:</b> 3-0   <b>Away:</b> 1-2  <b>Last:</b> W, 27-13 – 12/27/20 vs. NYG</p>	<p><b>Overall:</b> 2-1  <b>Home:</b> 1-1   <b>Away:</b> 1-0  <b>Under Daboll:</b> 2-1</p>	<p>The Ravens and Giants squared off in Super Bowl XXXV on January 28, 2001. Baltimore dominated the Giants, 34-7, in the contest, securing the franchise's first-ever Super Bowl title. Ray Lewis earned Super Bowl XXXV MVP honors, and the Ravens tied a then-Super Bowl record with 4 INTs.</p>
 <p><b>Ravens Record:</b> 34-12  <b>Home:</b> 18-5   <b>Away:</b> 16-7  <b>Last:</b> L, 24-22 – 12/12/21 at Cle.</p>	<p><b>Overall:</b> 2-1  <b>Home:</b> 1-1   <b>Away:</b> 1-0  <b>Under Stefanski:</b> 21-15</p>	<p>The Ravens own a 34-12 all-time series lead over the Browns and a 23-5 record against Cleveland during the Harbaugh Era (since 2008). Baltimore's 23 total victories and 12 home wins against Cleveland since 2008 are each the franchise's most against a single opponent during the John Harbaugh Era.</p>
 <p><b>Ravens Record:</b> 4-2  <b>Home:</b> 2-1   <b>Away:</b> 2-1  <b>Last:</b> W, 20-12 – 12/16/18 vs. TB</p>	<p><b>Overall:</b> 2-1  <b>Home:</b> 0-1   <b>Away:</b> 2-0  <b>Under Bowles:</b> 2-1</p>	<p>The Tampa Bay Buccaneers are one of two teams (Detroit) that head coach John Harbaugh has never lost to, posting a 3-0 record. In their last matchup in Tampa (10/12/14), QB Joe Flacco became the fastest QB (16 minutes and 3 seconds) in NFL history to toss a quintet of touchdowns at the start of a game.</p>
 <p><b>Ravens Record:</b> 5-2  <b>Home:</b> 3-2   <b>Away:</b> 2-0  <b>Last:</b> L, 24-23 – 10/21/18 vs. NO</p>	<p><b>Overall:</b> 1-2  <b>Home:</b> 0-1   <b>Away:</b> 1-1  <b>Under Allen:</b> 1-2</p>	<p>The Ravens defeated the San Francisco 49ers in Super Bowl XLVII in New Orleans, capturing the franchise's second championship. In their last meeting against the Saints in New Orleans (11/24/14), a 34-27 victory, RB Justin Forsett posted 22 carries for a career-high 182 yards (8.3 ypc) and 2 TDs.</p>
 <p><b>Ravens Record:</b> 2-4  <b>Home:</b> 1-1   <b>Away:</b> 1-3  <b>Last:</b> L, 36-21 – 10/28/18 at Car.</p>	<p><b>Overall:</b> 1-2  <b>Home:</b> 1-1   <b>Away:</b> 0-1  <b>Under Rhule:</b> 11-25</p>	<p>The last time the Ravens hosted the Panthers (9/28/14), a 38-10 victory for Baltimore, Ravens WR Steve Smith Sr. gashed his former team for 139 yards on 7 receptions, becoming the oldest player (35) in NFL history to produce 400 yards in the first four games of a season – a feat that still stands today.</p>
 <p><b>Ravens Record:</b> 10-12  <b>Home:</b> 7-5   <b>Away:</b> 3-7  <b>Last:</b> W, 40-14 – 12/20/20 vs. Jax.</p>	<p><b>Overall:</b> 2-1  <b>Home:</b> 1-0   <b>Away:</b> 1-1  <b>Under Pederson:</b> 2-1</p>	<p>This is the 23rd Ravens-Jaguars regular season matchup, marking the most games Baltimore has faced against a non-AFC North opponent in its history. The Ravens are 10-12 all time against Jacksonville, losing the first eight matchups, before winning the next six and exchanging victories one-for-one over the last eight.</p>
 <p><b>Ravens Record:</b> 7-6  <b>Home:</b> 5-1   <b>Away:</b> 2-5  <b>Last:</b> W, 23-7 – 10/3/21 at Den.</p>	<p><b>Overall:</b> 2-1  <b>Home:</b> 2-0   <b>Away:</b> 0-1  <b>Under Hackett:</b> 2-1</p>	<p>Baltimore is 5-1 (.833) in home games against Denver, with a 3-1 (.750) record with John Harbaugh at the helm (since 2008). The last time Baltimore played host to Denver (9/23/18), the Ravens scored 20 unanswered points, beating the previously unbeaten Broncos, 27-14.</p>
 <p><b>Ravens Record:</b> 23-29  <b>Home:</b> 13-13   <b>Away:</b> 10-16  <b>Last:</b> L, 16-13 (OT) – 1/9/22</p>	<p><b>Overall:</b> 1-2  <b>Home:</b> 0-1   <b>Away:</b> 1-1  <b>Under Tomlin:</b> 155-87-2</p>	<p>In 2022, John Harbaugh's Ravens and Mike Tomlin's Steelers will meet for the 32nd &amp; 33rd time (including playoffs), eclipsing Curly Lambeau and Steve Owen (31) for the second-most head-to-head battles by a pair of opposing head coaches in league history (Lambeau vs. George Halas – 49).</p>
 <p><b>Ravens Record:</b> 4-2  <b>Home:</b> 2-0   <b>Away:</b> 2-2  <b>Last:</b> W, 26-16 – 12/2/18 at Atl.</p>	<p><b>Overall:</b> 1-2  <b>Home:</b> 0-1   <b>Away:</b> 1-1  <b>Under Smith:</b> 8-12</p>	<p>This is the third game in franchise history in which Baltimore will host the Atlanta Falcons. In its last such matchup (10/19/14), Baltimore produced 5 sacks, including 2 sacks each by DLBs Elvis Dumervil and Pernell McPhee, jumping out to a 17-0 halftime lead and ultimately defeating the Falcons, 29-7.</p>



# RAVENS WINNING WAYS

## TOP FRANCHISES / SINCE 2000

### TOTAL WINS

1. New England Patriots..... 285
2. Pittsburgh Steelers..... 242
3. Green Bay Packers..... 239
4. Indianapolis Colts..... 231
5. Baltimore Ravens..... 227
6. Philadelphia Eagles..... 220

### SUPER BOWL BERTHS

1. New England Patriots..... 9
2. New York Giants..... 3
- Pittsburgh Steelers..... 3
- Sea. Seahawks, STL/LAR Rams.. 3
5. Baltimore Ravens, Car., Den... 2
- Ind., KC, Phi., SF, TB..... 2

### SUPER BOWL TITLES

1. New England Patriots..... 6
2. Baltimore Ravens..... 2
- New York Giants..... 2
- Pittsburgh Steelers..... 2
- Tampa Bay Buccaneers..... 2
6. Eight Teams..... 1

### CONF. TITLE GAMES

1. New England Patriots..... 13
2. Green Bay Packers..... 6
- Philadelphia Eagles..... 6
- Pittsburgh Steelers..... 6
5. San Francisco 49ers..... 5
6. Baltimore Ravens, Ind., KC... 4

### WINNING SEASONS

1. New England Patriots..... 20
2. Green Bay Packers..... 17
- Pittsburgh Steelers..... 17
4. Indianapolis Colts..... 16
5. Baltimore, Phi., Sea..... 15

### PLAYOFF BERTHS

1. New England Patriots..... 18
2. Green Bay Packers..... 16
3. Indianapolis Colts..... 15
4. Phi., Pit, Sea..... 14
7. Baltimore..... 13

### PLAYOFF GAMES

1. New England Patriots..... 42
2. Green Bay Packers..... 29
3. Baltimore Ravens..... 27
- Ind., Phi., Pit., Sea..... 27
8. Kansas City, New Orleans... 19

### PLAYOFF WINS

1. New England Patriots..... 30
2. Baltimore Ravens..... 16
3. Pittsburgh Steelers..... 15
4. Green Bay Packers..... 14
- Philadelphia, Seattle..... 14

## TWO-TIME SUPER BOWL CHAMPIONS



In a magnificent effort showcasing thrilling performances by their defense, offense and special teams units, the Baltimore Ravens won Super Bowl XXXV with a 34-7 victory over the New York Giants. Allowing the Giants a meager 152 total net yards, New York's attack crossed midfield just twice, while Baltimore's "D" posted 4 INTs. LB Ray Lewis was named the game's MVP, capping an accolade-filled season in which he was also tabbed the NFL's Defensive Player of the Year.

Baltimore defeated San Francisco, 34-31, in Super Bowl XLVII, capturing the franchise's second World Championship. After an amazing first-half performance, the Ravens took a commanding 28-6 lead. But following a bizarre, 34-minute power outage that halted play, the 49ers stormed back into contention. Clinging to a 34-29 edge late in the game, the Ravens stood firm on a pivotal goal-line stand, jamming SF on four-straight plays inside the 7-yard line. QB Joe Flacco was named the game's MVP.

## PLAYOFF PERFORMERS

### FRANCHISE PLAYOFF WINNING PERCENTAGES [SINCE 1970 MERGER]

Rk.	Team	Record	Pct.
1.	New England Patriots*****	36-21	.632
2.	New York Giants****	20-12	.625
3.	San Francisco 49ers*****	34-21	.618
4.	Baltimore Ravens**	16-11	.593
5.	Pittsburgh Steelers*****	36-26	.581

\* Number of Super Bowl Titles

## JOHN HARBAUGH ERA [SINCE 2008]

### PLAYOFF BERTHS

1. New England Patriots..... 12
2. Green Bay Packers..... 11
3. Baltimore Ravens..... 9
- Kansas City Chiefs..... 9
- Pittsburgh Steelers..... 9
- Seattle Seahawks..... 9
7. Indianapolis Colts..... 8
- New Orleans Saints..... 8
- Philadelphia Eagles..... 8

### TOTAL WINS

1. New England Patriots..... 180
2. Green Bay Packers..... 158
3. Pittsburgh Steelers..... 153
4. New Orleans Saints..... 151
5. Baltimore Ravens..... 150
6. Kansas City Chiefs..... 139
- Seattle Seahawks..... 139
8. Indianapolis Colts..... 135
9. Dallas, Philadelphia..... 129

### PLAYOFF WINS

1. New England Patriots..... 16
2. Baltimore Ravens..... 11
- Green Bay Packers..... 11
4. Seattle Seahawks..... 10
5. Kansas City, San Francisco... 9

### PLAYOFF GAMES

1. New England Patriots..... 25
2. Green Bay Packers..... 21
3. Baltimore Ravens..... 19
4. Seattle Seahawks..... 18
5. Kansas City Chiefs..... 17

### AFC TITLE GAMES

1. New England Patriots..... 8
2. Kansas City Chiefs..... 4
3. Baltimore Ravens..... 3
- Pittsburgh Steelers..... 3
5. Denver, Indianapolis..... 2
- NY Jets..... 2

### PLAYOFF ROAD WINS

1. Baltimore Ravens..... 8
2. Green Bay Packers..... 5
- San Francisco 49ers..... 5
4. New York Jets..... 4
5. LA Rams, Philadelphia..... 3
- Seattle, Tampa Bay, Tennessee.. 3

### REG. SEASON WINS

1. New England Patriots..... 164
2. Green Bay Packers..... 147
3. Pittsburgh Steelers..... 145
4. New Orleans Saints..... 143
5. Baltimore Ravens..... 139
6. Kansas City Chiefs..... 130
7. Indianapolis, Seattle..... 129

### REG. SEASON HOME WINS

1. New England Patriots..... 91
2. Green Bay Packers..... 87
3. Baltimore Ravens..... 82
4. Pittsburgh Steelers..... 81
5. New Orleans Saints..... 76
6. Minnesota Vikings..... 75
7. Seattle Seahawks..... 74

## SUPER BOWL SUCCESS

The Ravens are one of five franchises (New England, NY Giants, Pittsburgh & Tampa Bay) to win multiple Super Bowls since 2000.

# HEAD COACH JOHN HARBAUGH



## RECORDS (2008-22)

- Overall Career Record . . . . . 150-97
- Regular Season Record . . . . . 139-89
- at Home . . . . . 82-32
- on Road . . . . . 57-57
- vs. AFC . . . . . 103-68
- vs. AFC North . . . . . 50-34
- vs. NFC . . . . . 36-21
- Playoff Record . . . . . 11-8
- Home Playoff Games . . . . . 2-2
- Road Playoff Games . . . . . 8-6
- Super Bowl Record . . . . . 1-0
- vs. Bills (incl. playoffs) . . . . . 4-2



## ALL-TIME RAVENS COACHING RECORDS

John Harbaugh is the third head coach in Baltimore Ravens history. He is the franchise's all-time winningest coach (150 total victories), 11 of which have come in the playoffs.

Coach	Seasons	Reg. Season	Playoffs	Total
John Harbaugh	2008-22	139-89	11-8	150-97
Brian Billick	1997-2007	80-64	5-3	85-67
Ted Marchibroda	1996-98	16-31-1	n/a	16-31-1

## HARBAUGH FAST FACTS

John Harbaugh has led the Ravens to a playoff berth in nine (2008-12, 2014 & 2018-20) of his 14 full seasons, and in 2012, captured the franchise's second Super Bowl title. In 2019, Coach Harbaugh became the first Ravens coach ever to win Associated Press NFL Coach of the Year Award.

Here are several more Harbaugh quick hits:

✗ Harbaugh owns the most road playoff wins (eight) by a HC in NFL history. Tom Landry (Dal.) and Tom Coughlin (Jax./NYG) are second with seven each.

✗ Under Harbaugh, Baltimore is one of six teams (NE, GB, KC, Pit. & Sea.) to earn a playoff berth in at least nine of the past 14 full seasons. Baltimore is also one of 10 teams (KC, Buf., GB, LAR, NE, NO, Phi. Sea. & Ten.) to make the playoffs in at least three of the past four seasons (2018-21).

✗ In 2019, the Ravens posted a franchise-best 14-2 record. Baltimore won a team-record 12 straight games to close out the regular season, earning its first-ever No. 1 playoff seed.

✗ Coach Harbaugh has led the Ravens to four AFC North Division titles (2011-12, 2018-19).

✗ The Ravens' 11 playoff wins since 2008 tie (GB) for the second most in the NFL (New England - 16).

✗ Under "Harbs," the Ravens have secured an appearance in three AFC Championship games (2008, 2011 & 2012).

✗ "Harbs" is the only head coach in NFL history to win a playoff game in each of his first four and five seasons.

✗ John and his brother, Jim (formerly of the 49ers), are the only head coaches to advance to three conference title games in the first five years as NFL bosses.

✗ Harbaugh is the only coach in NFL history to win a playoff game in six of the first seven seasons of a coaching career.

✗ In 2012, Harbaugh became the third coach (with Bill Cowher & Chuck Knox) since the 1970 merger to guide his team to the playoffs in each of his first five seasons.

✗ With the Ravens' 2014 playoff berth, Harbaugh became one of eight coaches in NFL history to make the postseason in six of their first seven seasons coaching.

## RAVENS UNDER HARBAUGH: SINCE 2008

3

AFC TITLE GAMES  
3RD MOST,  
TIED, PIT.

8

ROAD PLAYOFF WINS  
NFL'S MOST

9

PLAYOFF BERTHS  
3RD MOST,  
TIED, KC, PIT. & SEA.

11

PLAYOFF WINS  
2ND MOST, TIED, GB

82

WINS AT HOME  
3RD MOST

150

TOTAL VICTORIES  
5TH MOST



# HEAD COACH JOHN HARBAUGH

## ACTIVE HEAD COACH WINNING PERCENTAGE

Baltimore Ravens head coach John Harbaugh owns the fourth-best winning percentage (.607) among active coaches (min. 100 games), compiling a strong 150-97 record (including playoffs).

## 2022 ACTIVE HEAD COACHES / CAREER WINNING PERCENTAGE (TOTALS INCLUDE REGULAR SEASON & PLAYOFF GAMES / MIN. 100 GAMES)

Rank	Coach	Teams	Seasons	Record	Pct.
1.	Bill Belichick	Cle./NE	1991-95, 2000-22	322-158	.671
2.	Mike Tomlin	Pit.	2007-22	163-96-2	.628
3.	Andy Reid	Phi./KC	1999-2012, 2013-22	254-152-1	.625
4.	<b>John Harbaugh</b>	<b>Bal.</b>	<b>2008-22</b>	<b>150-97</b>	<b>.607</b>
5.	Mike McCarthy	GB/Dal.	2006-18, 2020-22	155-102-2	.602
6.	Pete Carroll	NYJ/NE/Sea.	1994, 1997-99, 2010-22	164-116-1	.585
7.	Ron Rivera	Car./Was.	2011-22	94-89	.514

## COACHES WITH AT LEAST NINE PLAYOFF BERTHS — IN FIRST 14 NFL SEASONS —

Coach	Berths
Tony Dungy	11
Bud Grant	11
Marty Schottenheimer	11
Pete Carroll	10
Bill Cowher	10
Mike Holmgren	10
Mike McCarthy	10
<b>John Harbaugh</b>	<b>9</b>
Joe Gibbs	9
Chuck Knox	9
Chuck Noll	9
Sean Payton	9
Andy Reid	9
Mike Tomlin	9

## COACH HARBAUGH'S CAREER STOPS

Team	Position	Years
Baltimore Ravens	Head Coach	2008-22
Philadelphia Eagles	Secondary	2007
Philadelphia Eagles	Special Teams Coordinator	1998-2006
Indiana University	DBs / Special Teams Coord.	1997
University of Cincinnati	Assistant Head Coach	1995-96
University of Cincinnati	TEs / OLBs / RBs / Special Teams	1989-94
Morehead State	DBs / ST Coord. / S&C Coach	1988
University of Pittsburgh	Tight Ends	1987
Western Michigan	Graduate Assistant	1984-86

## HARBS IN ELITE COMPANY

### MOST PLAYOFF WINS BY A HEAD COACH / FIRST 14 SEASONS

Coach (Teams)	Playoff Wins	Coach (Teams)	Playoff Wins
Joe Gibbs (Was.)	17	<b>John Harbaugh (Bal.)</b>	<b>11</b>
Bill Belichick (Cle./NE)	15	Pete Carroll (NYJ/NE/Sea.)	11
Chuck Noll (Pit.)	14	Mike Holmgren (GB/Sea.)	11
Bill Cowher (Pit.)	12	Bill Parcells (NYG/NE/NYJ/Dal.)	11

## HARBS' RAVENS TENURE

Year	Record	Playoffs (Result)
2022	2-1	TBD
2021	8-9	No Playoff Berth
2020	11-5	1-1 (Advanced to Divisional Round)
2019	14-2	0-1 (No. 1 Seed / Advanced to Divisional Round)
2018	10-6	0-1 (Advanced to Wild Card Round)
2017	9-7	No Playoff Berth
2016	8-8	No Playoff Berth
2015	5-11	No Playoff Berth
2014	10-6	1-1 (Advanced to Divisional Round)
2013	8-8	No Playoff Berth
2012	<b>10-6</b>	<b>4-0 (Won Super Bowl XLVII)</b>
2011	12-4	1-1 (Advanced to AFC Championship)
2010	12-4	1-1 (Advanced to Divisional Round)
2009	9-7	1-1 (Advanced to Divisional Round)
2008	11-5	2-1 (Advanced to AFC Championship)

## DURING HARBAUGH ERA / SINCE 2008

### TOTAL WINS (REG + POST)

Rk.	Team	Total Wins
1.	New England	180
2.	Green Bay	158
3.	Pittsburgh	153
4.	New Orleans	151
5.	<b>Baltimore</b>	<b>150</b>
6.	Kansas City, Seattle	139

### PLAYOFF BERTHS

Berths	Team (Seasons)
12	NE ('09-19, '21)
11	GB ('09-16, '19-21)
9	<b>Bal. ('08-12, '14, '18-20)</b>
9	KC ('10, '13, '15-21)
9	Pit. ('08, '10-11, '14-17, '20-21)
9	Sea. ('10, '12-16, '18-20)

## POSTSEASON SUCCESS: 2022 ACTIVE COACHES

### PLAYOFF WIN PERCENTAGE (MIN. 6 GAMES)

Rk.	Coach	Rec.	Pct.
1.	Bill Belichick	31-13	.705
2.	Sean McVay	7-3	.700
3.	Doug Pederson	4-2	.667
	Kyle Shanahan	4-2	.667
5.	<b>John Harbaugh</b>	<b>11-8</b>	<b>.579</b>

### SUPER BOWL TITLES

1.	Bill Belichick	6
2.	<b>John Harbaugh</b>	<b>1</b>
	Pete Carroll	1
	Mike McCarthy	1
	Sean McVay	1
	Doug Pederson	1
	Andy Reid	1
	Mike Tomlin	1

## HARBS' REGULAR SEASON TRENDS

• September	33-17
• October	26-26
• November	40-17
• December	36-25
• January	4-4
• Leading at halftime	112-24
• Leading after 3 quarters	121-19
• When scoring first	102-33
• Positive or even turnover ratio	109-38
• Scoring 20 or more points	119-42
• Scoring 30 or more points	58-7
• Totaling 350 or more net yards	82-36
• Rushing for 150 or more yards	57-15
• Holding opponent under 250 net yards	47-7
• Holding opponent under 21 points	111-19



# RAVENS OFFENSIVE NOTES



**GREG ROMAN**  
4TH SEASON AS RAVENS  
OFFENSIVE COORDINATOR

*2019 NFL ASSISTANT  
COACH OF THE YEAR*

**MOST CONSECUTIVE GAMES  
W/ 100+ RUSHING YARDS  
(PRO FOOTBALL HISTORY)**

Baltimore Ravens (2018-21)	43
Pittsburgh Steelers (1974-77)	43
Detroit Lions (1935-39)	38

## ROMAN'S OFFENSES RACK UP TEAM RECORDS

In 2019, Baltimore set single-season franchise records in total TDs (64), points (531), net yards (6,521), rushing yards (3,296) and first downs (386). In 2020, the Ravens posted the second-most total TDs (55), points (468) and rushing yards (3,071) in franchise history, while 2021's 6,440 total yards stand second.

TOTAL TDs			POINTS		
Rk.	Year	TDs	Rk.	Year	Points
1.	2019	64	1.	2019	531
2.	2020	55	2.	2020	468
3.	2009	47	3.	2014	409

NET YARDS			RUSHING YARDS		
Rk.	Year	Yards	Rk.	Year	Yards
1.	2019	6,521	1.	2019	3,296
2.	2021	6,440	2.	2020	3,071
3.	2018	5,999	3.	2003	2,674

## DID YOU KNOW?

- During the John Harbaugh Era (since 2008) when rushing for at least 125 yards, the Ravens have produced an 82-23 record. Baltimore is 57-15 when rushing for at least 150 yards and 30-4 when tallying at least 200 yards, under Coach Harbaugh.
- Eight of the Ravens' all-time Top 13 rushing outputs have occurred since 2018, when QB Lamar Jackson became the starter: 404 at Cin. in 2020 (1st), 296 at Cle. in 2018 (4th), 294 vs. Dal. in 2020 (5th), 285 at LAR in 2019 (7th), 269 vs. Cin. in 2019 (9th), 267 vs. Cin. in 2018 (10th), 265 vs. Pit. in 2020 (11th) & 265 at Mia. in 2019 (11th).
- The 2020 Ravens became the first team in NFL history to have three players – QB Lamar Jackson, RB J.K. Dobbins & RB Gus Edwards – each tally at least 700 rushing yards and 6 rushing TDs.
- Since QB Lamar Jackson became Baltimore's starter in Week 11 of 2018, the Ravens have rushed for at least 200 yards in an NFL-high 23 games. (Tennessee is second with 13 such games.)

## 2022 OFFENSIVE RANKINGS

POINTS PER GAME		SCRIMMAGE TDs	
1.	Baltimore ..... 33.0	1.	Baltimore ..... 12
2.	Detroit ..... 31.7		Detroit ..... 12
3.	Buffalo ..... 30.3	3.	Buffalo ..... 10
4.	Kansas City ..... 29.3		Kansas City ..... 10
5.	Philadelphia ..... 28.7		Philadelphia ..... 10

NET YARDS PER GAME		TDs OF 20+ YARDS	
1.	Philadelphia ..... 447.0	1.	Baltimore ..... 4
2.	Buffalo ..... 441.3	2.	Buffalo ..... 3
3.	Detroit ..... 409.0		Miami ..... 3
4.	Baltimore ..... 380.3		Philadelphia ..... 3
5.	Cleveland ..... 378.7		Washington ..... 3

## OFFENSIVE RANKINGS SINCE 2019 (GREG ROMAN AS RAVENS O.C.)

POINTS PER GAME		RUSHING YARDS PER GAME	
1.	Tampa Bay ..... 29.1	1.	Baltimore ..... 177.9
2.	Kansas City ..... 28.7	2.	Tennessee ..... 146.1
3.	Baltimore ..... 28.6	3.	Cleveland ..... 140.7
4.	Dallas ..... 27.0	4.	Philadelphia ..... 137.2
5.	Buffalo ..... 26.7	5.	San Francisco ..... 134.2

T.O.P. AVERAGE		SCRIMMAGE TDs	
1.	Baltimore ..... 32:28	1.	Tampa Bay ..... 170
2.	Green Bay ..... 32:16	2.	Green Bay ..... 166
3.	New Orleans ..... 31:19	3.	Kansas City ..... 162
4.	Buffalo ..... 31:18	4.	Baltimore ..... 160
5.	San Francisco ..... 31:10		Tennessee ..... 160

## RAVENS SET NFL RECORD

From Week 11 of 2018, when QB Lamar Jackson became the Ravens' starter, through Week 9 of 2020, Baltimore scored 20+ points in 31 straight regular season games, marking the longest streak in NFL history.

## CONSECUTIVE GAMES SCORING 20+ POINTS / NFL HISTORY

Rk.	Team	Dates	Cons. Games
1.	Baltimore	11/18/2018 – 11/08/2020	31
2.	Denver	12/02/2012 – 11/09/2014	30
3.	St. Louis	09/12/1999 – 11/26/2000	28

## MOST RUSHING YARDS IN A 16-GAME NFL SEASON

Rk.	Team (Year)	Yards	Avg.	Att.
1.	Baltimore (2019)	3,296	5.53	596
2.	New England (1978)	3,165	4.72	671
3.	Baltimore (2020)	3,071	5.53	555
4.	Kansas City (1978)	2,986	4.50	663
5.	Chicago (1984)	2,974	4.41	674

# RAVENS DEFENSIVE NOTES



## MIKE MACDONALD

1ST SEASON AS  
RAVENS DEFENSIVE COORDINATOR

“Mike is one of us – a Raven through and through. During his initial seven seasons with us, it was evident that his leadership, intelligence and passion would earn him the opportunity to be a defensive coordinator in the NFL.”

- Head coach John Harbaugh on defensive coordinator Mike Macdonald

### 2021 SUCCESS AT MICHIGAN

- In his lone season (2021) coordinating Michigan’s defense, Mike Macdonald helped guide the Wolverines to their first Big Ten title since 2004 and an appearance in the CFP semifinals.
- Macdonald’s unit produced the nation’s eighth-ranked scoring defense (17.4 ppg), also finishing 20th in yards allowed per game (330.9) and 11th in red zone touchdown efficiency (45.7%).
- Macdonald played an instrumental role in the 2021 standout performance of Wolverines’ DE Aidan Hutchinson, who earned first-team All-American honors and was a Heisman Trophy finalist after producing a career-high and single-season school record 14 sacks.
- Additionally, Macdonald guided Ravens’ 2022 second-round draft pick OLB David Ojabo, whose 11 sacks tied for fourth most in single-season school history, while his 5 FFs set a single-season Michigan record.

### 2022 DEFENSIVE RANKINGS

#### MOST TOTAL TAKEAWAYS / 2022

Rk.	Team	TA
1.	Baltimore Ravens	8
	Jacksonville Jaguars	8
	Tampa Bay Buccaneers	8

#### MOST INTERCEPTIONS / 2022

Rk.	Team	INTs
1.	Baltimore Ravens	6
	Jacksonville Jaguars	6
3.	Buffalo, Tampa Bay, Philadelphia	5

#### FEWEST DEFENSIVE PENALTIES / 2022

Rk.	Team	Pen.
1.	Baltimore Ravens	3
	Kansas City Chiefs	3
	New England Patriots	3
4.	Atlanta, Green Bay, LA Chargers, LA Rams	4

### DEFENSIVE CHARTS UNDER COACH MACDONALD

From 2018-20, Macdonald led a Ravens’ linebackers corps that helped Baltimore produce the NFL’s No. 1 overall defense (307.8 ypg) during that span, while also permitting the league’s fewest points per game (18.2).

#### RAVENS DEFENSIVE RANKINGS FROM 2018-20

POINTS ALLOWED PER GAME	YARDS ALLOWED PER GAME
1. Baltimore ..... 18.2	1. Baltimore ..... 307.8
2. New England ..... 18.8	2. Pittsburgh ..... 312.4
3. Chicago ..... 19.8	3. San Francisco ..... 314.3
4. Pittsburgh ..... 20.3	4. Buffalo ..... 315.0

In 2017, alongside pass game coordinator/secondary coach Chris Hewitt, Macdonald helped guide a defensive backfield that contributed to the NFL’s most INTs (22) and forced turnovers (34). Baltimore also finished second in the league in both defensive passer rating (72.4) and defensive TDs (five).

### DEFENSIVE RANKINGS UNDER HARBAUGH

Mike Macdonald now leads a defense that, during the John Harbaugh Era (2008-22), has been superb, ranking either No. 1 or No. 2 in several major defensive categories.

<b>2</b>	<b>2</b>	<b>1</b>
POINTS ALLOWED PER GAME	TOTAL NET YARDS ALLOWED PER GAME	RUSHING YARDS ALLOWED PER GAME
19.3	320.9	96.6
<b>1</b>	<b>2</b>	<b>1</b>
SCRIMMAGE TDs ALLOWED	OPPONENT PASSER RATING	THIRD-DOWN DEFENSE
441	81.5	35.8

### DEFENSIVE FAST FACTS

- Under John Harbaugh, the Ravens have posted a Top 5 scoring defense in seven of his 14 full seasons. Additionally, Baltimore has boasted 10 Top 10 defenses (yards allowed).
- Since 2017, 34 shutouts have been pitched by defenses throughout the NFL. Of those, a league-high 4 (tied w/ New England) have come courtesy of the Ravens.

**6** – An NFL-high (tied, Jax.) INTs by Baltimore’s defense through three games this season. Four different players have posted a pick: S Marcus Williams (3), LB Josh Byner (1), CB Marlon Humphrey (1) and CB Marcus Peters (1).

**8** – The Ravens’ defensive third-down ranking (32.4%), entering Week 4.



# RAVENS SPECIAL TEAMS NOTES



**CHRIS HORTON**  
4TH SEASON AS RAVENS  
SPECIAL TEAMS COORDINATOR

**RAVENS SINCE 2011**

**13** TOTAL RETURN TDs  
NFL'S THIRD MOST

**7** KICKOFF RETURN TDs  
NFL'S SECOND MOST

**6** PUNT RETURN TDs  
NFL'S FOURTH MOST  
(TIED WITH DEN., LAR & PHI.)

## DUVERNAY: 2021 PRO BOWL RETURNER

In 2021, first-team All-Pro and Pro Bowler WR/RS Devin Duvernay produced a 13.8 PR average, ranking No. 1 in the NFL. His 360 PR yards stood as the NFL's second most.

### NFL PUNT RETURN AVERAGE / 2021

Rk.	Player (Team)	PR	Yards	Avg.	Long	TDs
1.	Devin Duvernay (Bal.)	26	360	13.8	42	0
2.	Jakeem Grant (Chi.)	26	309	11.9	97t	1
	Gunner Olszewski (NE)	26	309	11.9	27	0

In 2021, Duvernay also ranked No. 1 in the NFL in 20+ yard PRs.

### PUNT RETURNS OF 20+ YARDS / 2021

Rk.	Player (Team)	20+ Yard PR
1.	Devin Duvernay (Bal.)	6
2.	Jakeem Grant (Chi.)	4
	Gunner Olszewski (NE)	4

## BALTIMORE BLOCK PARTY

### BLOCKED KICKS / SINCE 2014

Rk.	Team	Blocks
1.	Philadelphia	21
2.	New England	20
3.	Denver	19
4.	Miami	17
5.	Baltimore	16

### RAVENS' 16 BLOCKS (SINCE 2014): BREAKDOWN

Total Blocks	16	1st Qtr.	4	When Losing	9
FG Blocks	10	2nd Qtr.	2	When Winning	5
PAT Blocks	3	3rd Qtr.	3	When Tied	2
Punt Blocks	3	4th Qtr.	7	Record	12-4

**3** — Punts inside the 20 by rookie P Jordan Stout in his Week 1 NFL debut in Baltimore's 24-9 win over NYJ.

## A RICH HISTORY OF SPECIAL TEAMS

Following the retirement of longtime ST coordinator Jerry Rosburg in 2019, Chris Horton took over as the special teams coach. Horton, who served as Rosburg's assistant for three seasons (2016-18), leads the standout special teams battery.

### SEVEN PRO BOWL SPECIALISTS

• Seven Ravens have earned 14 combined Pro Bowl honors during the John Harbaugh Era (since 2008): ST Brendon Ayanbadejo (2008), K Billy Cundiff (2010), RS Devin Duvernay (2021), RS Jacoby Jones (2012), K Justin Tucker (2013, 2016 & 2019-21), LS Morgan Cox (2015, 2016 & 2019-20) and P Sam Koch (2015).

### PRIME KICKER & PUNTER

• Five-time Pro Bowl K Justin Tucker, who the Ravens signed as a rookie free agent, owns the NFL's most FGs (329) since entering the NFL in 2012. With a 91.1% career success mark, "Tuck" is the most accurate kicker in league history (329-of-361 on FGAs). Earning his first Pro Bowl nod in 2015, now-retired P Sam Koch's 46.7 gross avg. ranked No. 9 in the NFL that season, while his 42.9 net avg. was No. 2. In 2017, Koch led the NFL in both punts inside the 10 (16) and the 20 (a franchise-record 40).

### RAVENS' RETURN MEN SOAR

• Dating back to 2011, six different Ravens have returned punts for touchdowns: WR Michael Campanaro, WR Kaelin Clay, WR Tandon Doss, CB Cyrus Jones, WR Jacoby Jones and DB Lardarius Webb.

### DUVERNAY NETS ANOTHER KOR-TD

• In Week 2 vs. Miami, WR Devin Duvernay registered a 103-yard KOR-TD to open the game, marking the league's first KOR-TD of the 2022 season and the second (93 yards on 9/28/20 vs. KC) of Duvernay's career. It also marked the first time in franchise history that Baltimore returned the opening-game kickoff for a TD. With the play, Duvernay became the second Raven ever to record multiple regular season KOR-TDs in a career (2), joining WR Jacoby Jones (4).

### NO. 1 KOR AVERAGE UNDER HARBAUGH

Since 2008, when John Harbaugh became the Ravens' head coach, Baltimore owns the NFL's No. 1 KOR average (24.9).

### NFL KICKOFF RETURN AVERAGE (SINCE 2008 / HARBAUGH'S BALTIMORE TENURE)

Rk.	Team	KOR	Yards	Avg.	Long	TDs
1.	Baltimore	560	13,941	24.9	108t	9
2.	Minnesota	610	14,894	24.4	109t	12
3.	NY Jets	677	16,138	23.8	107t	8

# RAVENS PERSONNEL NOTES



## ERIC DeCOSTA

27TH SEASON WITH RAVENS  
4TH AS EVP & GENERAL MANAGER

### RAVENS SCOUTING HISTORY / SINCE 1996

**30** HOMEGROWN RAVENS  
PRO BOWLERS

**26** DRAFTED RAVENS TO  
EARN PRO BOWL HONORS

**4** UNDRAFTED ROOKIES TO  
EARN PRO BOWL HONORS

### HOMEGROWN PRO BOWLERS

The Ravens have had 51 different players earn Pro Bowl honors since the team's 1996 inception. Of those, 30 are homegrown – 26 drafted and 4 signed as a rookie free agent.

#### RAVENS HOMEGROWN PRO BOWLERS / SINCE 1996 INCEPTION

Year Drafted (Rd.)	Name	Pro Bowls
1996 (1st)	LB Ray Lewis	13
1996 (1st)	T Jonathan Ogden	11
2002 (1st)	S Ed Reed	9
2007 (3rd)	G Marshal Yanda	8
2003 (1st)	OLB Terrell Suggs	7
2006 (1st)	DT Haloti Ngata	5
<b>2012 (RFA)</b>	<b>K Justin Tucker #</b>	<b>5</b>
1997 (1st)	OLB Peter Boulware	4
2010 (RFA)	LS Morgan Cox #	4
2014 (1st)	LB C.J. Mosley	4
1999 (1st)	CB Chris McAlister	3
<b>2017 (RFA)</b>	<b>FB Patrick Ricard #</b>	<b>3</b>
2008 (2nd)	Ray Rice	3
<b>2018 (3rd)</b>	<b>TE Mark Andrews</b>	<b>2</b>
2018 (3rd)	T Orlando Brown Jr.	2
2001 (1st)	TE Todd Heap	2
2017 (1st)	CB Marlon Humphrey	2
<b>2018 (1st)</b>	<b>QB Lamar Jackson %</b>	<b>2</b>
2016 (5th)	OLB Matthew Judon	2
1996 (5th)	WR/RS Jermaine Lewis	2
2007 (4th)	FB Le'Ron McClain	2
2000 (6th)	OLB Adalius Thomas	2
<b>2020 (3rd)</b>	<b>WR/RS Devin Duvernay</b>	<b>1</b>
2007 (1st)	G Ben Grubbs	1
2013 (4th)	FB Kyle Juszczyk	1
2006 (6th)	P Sam Koch	1
2000 (1st)	RB Jamal Lewis	1
2002 (RFA)	LB Bart Scott #	1
2016 (1st)	T Ronnie Stanley	1
2013 (3rd)	DT Brandon Williams	1

# Undrafted Rookie Free Agent

Bold Indicates 2021 Pro Bowler

### FIRST-ROUND FINDS

The Ravens have tabbed 28 players in the first round. These picks have earned 66 combined Pro Bowls, multiple POTY Awards, an NFL MVP honor, two Super Bowl MVPs and three HOF selections.

#### RAVENS ALL-TIME FIRST-ROUND DRAFT PICKS

Year	Name	Pick	Pro Bowls
1996	T Jonathan Ogden * ~	4	11
1996	LB Ray Lewis + + ~ ~	26	13
1997	LB Peter Boulware *	4	4
1998	CB Duane Starks	10	
1999	CB Chris McAlister	10	3
2000	RB Jamal Lewis * =	5	1
2000	WR Travis Taylor	10	
2001	TE Todd Heap	31	2
2002	S Ed Reed * + ~	24	9
2003	OLB Terrell Suggs * +	10	7
2003	QB Kyle Boller	19	
2005	WR Mark Clayton *	22	
2006	DT Haloti Ngata *	12	5
2007	G Ben Grubbs *	29	2
2008	QB Joe Flacco ^ ~	18	
2009	T Michael Oher *	23	
2011	CB Jimmy Smith	27	
2013	S Matt Elam	32	
2014	LB C.J. Mosley *	17	4
2015	WR Breshad Perriman	26	
2016	T Ronnie Stanley	6	1
2017	CB Marlon Humphrey	16	2
2018	TE Hayden Hurst	25	
2018	QB Lamar Jackson %	32	2
2019	WR Marquise Brown	25	
2020	ILB Patrick Queen *	28	
2021	WR Rashod Bateman	27	
2021	OLB Odafe Oweh*	31	

% NFL MVP    ~ Super Bowl MVP    + Defensive Player of the Year  
= Offensive Player of the Year    ~ Pro Football Hall of Fame  
\* All-Rookie Team    ^ NFL Rookie of the Year (Fan Vote)

Baltimore has drafted three players (Ogden, Lewis & Reed) who were selected to the Pro Football Hall of Fame. For Ogden & Lewis, it was the first time ever two players were drafted in the same round (1st in 1996) by a team and reached the HOF in their initial year of eligibility.

*Eric DeCosta has been with the franchise since Day One, first beginning as an intern during the inaugural 1996 season and then ascending to the personnel department's chief decision-maker in 2019. Prior to being named EVP/GM – succeeding the legendary Ozzie Newsome – DeCosta, 50, received GM interview offers annually from multiple teams in recent years. However, he never seriously considered leaving Baltimore, which has always aligned perfectly with what he envisioned to be his dream job.*





# RAVENS PERSONNEL NOTES



## OZZIE NEWSOME

27TH SEASON WITH RAVENS  
32ND SEASON IN FRONT OFFICE ROLE

**"He and I have always been very different in a lot of ways, but so aligned. It's a special relationship in my life. I've learned a lot of football, but honestly, just a lot more about being a good person. So, I am extremely happy that Ozzie is going to play such a significant role moving forward for this organization."**

- Ravens EVP & GM Eric DeCosta on Ozzie Newsome

### "20/20 CLUB"

The Ravens' "20/20 Club" includes members of the personnel staff who started with as young assistants and grew into evaluators with more input. The term "20/20" refers to hiring 20-year-olds for \$20,000. But according to Ozzie Newsome: "The guys actually started when they were a little older than 20 and for more than \$20,000, but that's what we call them."

### RAVENS "2020 CLUB" GRADUATES / CURRENT SCOUTS

Name	Joined Ravens	Current Title
George Kokinis	1991 (w/ Browns)	Dir. of Player Personnel
Eric DeCosta	1996	EVP & General Manager
Joe Hortiz	1998	Dir. of Player Personnel
Mark Azevedo	2005	Asst. Dir. of Player Personnel
David Blackburn	2007	Director of College Scouting
Andrew Raphael	2013	National Scout
Brandon Berning	2015	Midwest/SW Area Scout
Joey Cleary	2015	Southeast Area Scout
Corey Frazier	2017	West Coast Area Scout
"Q" Attenoukon	2017	Area Scout
Patrick McDonough	2018	Northeast Area Scout
Chas Stallard	2018	Southwest Area Scout

### ALL-PRO DRAFT PICKS

Over the past 26 seasons, led by Ozzie Newsome and Eric DeCosta, Baltimore has drafted a league-high (tied) 17 players who have earned AP first-team All-Pro honors. When including undrafted rookies LS Morgan Cox and K Justin Tucker, the Ravens have produced 19 "homegrown" AP first-team All-Pro selections since their 1996 inception.

### MOST DRAFT CHOICES TO EARN AP FIRST-TEAM ALL-PRO [SINCE 1996 / RAVENS INCEPTION]

1. Baltimore ...17	Mark Andrews (1)	Ray Lewis (7)	Ed Reed (5)
New England . . 17	Devin Duvernay (1)	Chris McAlister (1)	Ronnie Stanley (1)
Pittsburgh . . . . 17	Marlon Humphrey (1)	Le'Ron McClain (1)	Terrell Suggs (1)
4. Dallas . . . . . 16	Lamar Jackson (1)	Haloti Ngata (2)	Adalius Thomas (1)
San Francisco . . 16	Jamal Lewis (1)	Jonathan Ogden (4)	Marshal Yanda (2)
	Jermaine Lewis (1)	Kelechi Osemele (1)	

### SUCCESS ACROSS THE DRAFT BOARD

#### 1ST ROUND

Jonathan Ogden ('96), Ray Lewis ('96), Peter Boulware ('97), Chris McAlister ('99), Jamal Lewis ('00), Todd Heap ('01), Ed Reed ('02), Terrell Suggs ('03), Haloti Ngata ('06), Ben Grubbs ('07), Joe Flacco ('08), Michael Oher ('09), Jimmy Smith ('11), C.J. Mosley ('14), Ronnie Stanley ('16), Marlon Humphrey ('17), Lamar Jackson ('18), Marquise Brown ('19), Patrick Queen ('20)

#### 2ND ROUND

Jamie Sharper ('97), Anthony Weaver ('02), Ray Rice ('08), Paul Kruger ('09), Torrey Smith ('11), Courtney Upshaw ('12), Kelechi Osemele ('12), Tyus Bowser ('17), J.K. Dobbins ('20)

#### 3RD ROUND

Casey Rabach ('01), Marshal Yanda ('07), Lardarius Webb ('09), Brandon Williams ('13), Orlando Brown Jr. ('18), Mark Andrews ('18), Devin Duvernay ('20), Justin Madubuike ('20)

#### 4TH ROUND

Edwin Mulitalo ('99), Edgerton Hartwell ('01), Jarret Johnson ('03), Le'Ron McClain ('07), Dennis Pitta ('10), Kyle Juszczyk ('13), Za'Darius Smith ('15), Tavon Young ('16), Anthony Averett ('18)

#### 5TH ROUND

Jermaine Lewis ('96), Dawan Landry ('06), Arthur Jones ('10), Pernelle McPhee ('11), Rick Wagner ('13), Nick Boyle ('15), Matthew Judon ('16)

#### 6TH ROUND

Adalius Thomas ('00), Chester Taylor ('02), Sam Koch ('06), Tyrod Taylor ('11), Ryan Jensen ('13), Darren Waller ('15), Chuck Clark ('17), Bradley Bozeman ('18), DeShon Elliott ('18)

#### 7TH ROUND

DeAngelo Tyson ('12), Michael Campanaro ('14), Zach Sieler ('18)

#### RFA

Mike Flynn ('97), Priest Holmes ('97), Will Demps ('02), Bart Scott ('02), Ma'ake Kemoeatu ('02), Jameel McClain ('08), Dannell Ellerbe ('09), Morgan Cox ('10), Josh Byner ('11), Justin Tucker ('12), James Hurst ('14), Zach Orr ('14), Patrick Onwuasor ('16), Michael Pierce ('16), Matt Skura ('16), Patrick Ricard ('17), Chris Board ('18), Gus Edwards ('18), Patrick Mekari ('19), Tyler Huntley ('20)

*Ozzie Newsome's legacy is unlike any the game has seen. Known throughout all of sports as a premier leader, he is a Hall of Fame player, the architect of Baltimore's 2000 and 2012 Super Bowl championship teams and an elite evaluator who became the NFL's first African American GM. In 2019, his longtime top lieutenant, Eric DeCosta, took over as the Ravens' EVP & GM. However, Newsome maintains a significant role within the organization as its executive VP.*

# RAVENS IRONMEN / TURNOVER NOTES

## RAVENS IRONMEN

### RAVENS CONSECUTIVE GAMES PLAYED / ACTIVE STREAKS



**JUSTIN TUCKER**  
**164**

**PATRICK QUEEN**  
**36**

**MARK ANDREWS**  
**24**

### RAVENS CONSECUTIVE GAMES PLAYED / ALL-TIME STREAKS

Rk.	Player	Games	Years
1.	Sam Koch	239	2006-20
2.	<b>Justin Tucker</b>	<b>164</b>	<b>2012-present</b>
3.	Jarret Johnson	129	2003-11
4.	Joe Flacco	122	2008-15
5.	Anthony Levine Sr.	117	2013-20
6.	Peter Boulware	111	1997-2003

### RAVENS ALL-TIME GAMES PLAYED

Rk.	Player	Games	Years
1.	Sam Koch	256	2006-21
2.	Terrell Suggs	229	2003-18
3.	Ray Lewis	228	1996-2012
4.	Matt Stover	207	1996-2008
5.	Jonathan Ogden	177	1996-2007
	Marshal Yanda	177	2007-19
7.	Morgan Cox	165	2010-20
8.	<b>Justin Tucker</b>	<b>164</b>	<b>2012-present</b>
9.	Joe Flacco	163	2008-18
10.	Ed Reed	160	2002-12
11.	Anthony Levine Sr.	146	2012-21
12.	Jarret Johnson	143	2003-11
13.	Chris McAlister	135	1999-2008
	Haloti Ngata	135	2006-14
15.	Mike Flynn	134	1998-2007
	Kelly Gregg	134	2001-10
17.	Todd Heap	133	2001-10
18.	Jimmy Smith	128	2011-21
19.	Ladarius Webb	127	2009-17
20.	Peter Boulware	126	1997-2005
21.	Brandon Williams	123	2013-21
22.	Cornell Brown	109	1997-2004
	Bart Scott	109	2002-08
24.	Edwin Mulitalo	106	1999-2006
25.	Adalius Thomas	97	2000-06

## TURNOVER MARGIN SINCE 2008

Since John Harbaugh's 2008 Baltimore arrival, the Ravens have produced the NFL's fifth-best turnover differential (+51).

### NFL's TOP TURNOVER DIFFERENTIALS [SINCE 2008 / JOHN HARBAUGH ERA]

Rk.	Team	Takeaways	Giveaways	Turnover Diff.
1.	New England	399	239	+160
2.	Green Bay	366	243	+123
3.	Seattle	359	281	+78
4.	Kansas City	360	285	+75
5.	<b>Baltimore</b>	<b>353</b>	<b>302</b>	<b>+51</b>

## TURNOVER MARGIN AT HOME

Baltimore owns a +53 differential at home during the John Harbaugh Era, ranking as the league's fourth-best mark.

### NFL's TOP TURNOVER DIFFERENTIALS / AT HOME [SINCE 2008 / JOHN HARBAUGH ERA]

Rk.	Team	Takeaways	Giveaways	Turnover Diff.
1.	Green Bay	209	104	+105
2.	New England	206	120	+86
3.	Seattle	194	129	+65
4.	<b>Baltimore</b>	<b>192</b>	<b>139</b>	<b>+53</b>

## TURNOVER TABLE SINCE 2000

Year	TA/TO	Plus/Minus	Record
2022	8/3	+5	2-1
2021	15/26	-11	8-9
2020	22/18	+4	11-5
2019	25/15	+10	14-2
2018	17/20	-3	10-6
2017	34/17	+17	9-7
2016	28/23	+5	8-8
2015	14/28	-14	5-11
2014	22/20	+2	10-6
2013	24/29	-5	8-8
2012	25/16	+9	10-6
2011	26/24	+2	12-4
2010	27/20	+7	12-4
2009	32/22	+10	9-7
2008	34/21	+13	11-5
2007	23/40	-17	5-11
2006	40/23	+17	13-3
2005	26/36	-10	6-10
2004	34/23	+11	9-7
2003	41/38	+3	10-6
2002	31/32	-1	7-9
2001	28/36	-8	10-6
2000	49/26	+23	12-4
<b>Total</b>	<b>625/556</b>	<b>+69</b>	<b>211-145</b>

## THE RAVENS ARE...

SINCE 2000, HERE ARE THE RAVENS' RECORDS IN A GAME:

When turnover ratio is +2 or better . . . . . 87-6

When turnover ratio is +1 or better . . . . . 130-20

When turnover ratio is even . . . . . 43-29

When turnover ratio is negative . . . . . 38-95



# THAT M&T MAGIC

## HOME UNDER HARBS

Under John Harbaugh (since 2008), the Ravens own the NFL's third-best home winning percentage (.719), going 82-32 at M&T Bank Stadium.

### NFL'S BEST REGULAR SEASON HOME RECORDS (JOHN HARBAUGH ERA / SINCE 2008)

Rk.	Team	Record	Pct.
1.	New England Patriots	91-23	.798
2.	Green Bay Packers	87-24-2	.779
3.	<b>Baltimore Ravens</b>	<b>82-32</b>	<b>.719</b>
4.	Pittsburgh Steelers	81-32-1	.715
5.	New Orleans Saints	76-37	.673

## RAVENS DEFEND THE BANK

The Ravens have been outstanding at home since they arrived in Baltimore. Below are their respective home records and corresponding NFL rankings during several periods.

### RAVENS HOME RECORDS / NFL RANKINGS

Time Period (Milestone)	Record	NFL Rank
Since 2010 (Past 12 Seasons)	70-28	3
Since 2008 (John Harbaugh's Arrival)	82-32	3
Since 2000 (First Super Bowl Season)	128-50	3
Since 1998 (M&T Bank Stadium Opened)	136-58	3
Since 1996 (Team's Inception)	143-66-1	4

## HOME "D" UNDER HARBS (SINCE 2008)

**17.7**      **78.8**      **309.0**

POINTS ALLOWED  
PER GAME  
(NFL'S BEST)

OPPONENT PASSER  
RATING  
(NFL'S 3RD BEST)  
BUFFALO - 76.0, GB - 78.5

YARDS ALLOWED  
PER GAME  
(NFL'S 2ND BEST)  
PITTSBURGH - 307.2

**X** DATING BACK TO 2008, THE RAVENS HAVE OUTSCORED OPPONENTS 2,946 TO 2,016 AT HOME. IN THEIR 82 WINS DURING THIS SPAN, THE MARGIN OF VICTORY HAS BEEN 14.4 POINTS PER GAME.

**X** THE RAVENS OWN A +930 POINT DIFFERENTIAL AT HOME UNDER JOHN HARBAUGH, RANKING NO. 3 IN THE NFL (NE IS +1,273 & GB IS +1,054).

**X** BALTIMORE IS 38-0 UNDER HARBAUGH WHEN ALLOWING 12 POINTS OR FEWER AT HOME.

## HOME "D" DOMINANCE DATES WAY BACK

The Ravens' "D" has been stout at home for many seasons. Since 2003, Baltimore ranks at the top in several key categories:

### BEST NFL DEFENSES AT HOME / SINCE 2003

POINTS PER GAME (Fewest Allowed)	TOTAL DEFENSE (Fewest Yards Allowed)
1. Baltimore ..... 17.3	1. Pittsburgh ..... 300.3
2. New England ..... 17.4	2. Baltimore ..... 301.6
3. Pittsburgh ..... 18.3	3. Buffalo ..... 316.9
TAKEAWAYS	DEFENSIVE TDs
1. Baltimore ..... 291	1. Arizona ..... 34
New England ..... 291	2. Baltimore ..... 33
3. Buffalo ..... 276	3. Green Bay ..... 29
4. Green Bay ..... 273	Tennessee ..... 29

## HOME FAST FACTS

- Under head coach John Harbaugh, the Ravens are 20-5 in September home games. The Ravens have won 23 of their past 28 home games in the month of September (dating back to 2006).
- Under Coach Harbaugh, the Ravens are 24-6 in November home games, producing the NFL's second-best such record. The Ravens have won 22 of their past 27 home games during the month.
- The Ravens are 24-9 at home in the month of December under John Harbaugh and 44-17 in such games during their history.
- Under Coach Harbaugh (since 2008), Baltimore has gone 22-7 against NFC teams at M&T Bank Stadium, producing the best home record by an AFC squad vs. the "other" conference.
- Baltimore has won 25 of its last 32 home games vs. NFC teams.
- In their history, the Ravens have hosted 27 games when the temperature was below 40 degrees. Baltimore is 21-5-1 in such cold weather games.
- Baltimore is 9-2 at home in November against AFC North foes under Harbaugh. Overall under Harbaugh, the Ravens are 28-14 in home games played against AFC North foes.
- Baltimore has won 23 of its last 34 home games vs. AFC North foes.
- The Ravens are 18-5 at home all time against teams from the West Coast/Pacific TZ. (Ari. - 3-1, LV - 6-1, LAC - 4-1, LAR - 0-1, SF - 3-0 & Sea. - 2-1).

## BEST HOME DEFENSE

Baltimore has permitted an NFL-low 17.5 ppg at home during the John Harbaugh Era. Under "Harbs," the Ravens are 36-0 at home when allowing 10 points or fewer. In 23 of those games, the Ravens gave up no more than 7 points.

FEWEST POINTS PER GAME  
ALLOWED AT HOME  
(SINCE 2008 / JOHN HARBAUGH ERA)

<b>BALTIMORE</b>	<b>17.7</b>
NEW ENGLAND	18.5
PITTSBURGH	18.7



# ALL-TIME RESULTS / TRENDS

## RAVENS REGULAR SEASON RECORDS

	<b>Overall Record</b>	<b>Home</b>	<b>Away</b>
Overall	235-184-1	143-66-1	92-118
In M&T Bank Stadium (since 1998)	136-58	136-58	n/a
Coached by Ted Marchibroda	16-31-1	11-12-1	5-19
Coached by Brian Billick	80-64	50-22	30-42
Coached by John Harbaugh	139-89	82-32	57-57
vs. AFC Teams	174-143	105-54	69-89
vs. AFC North	68-52	40-20	28-32
vs. AFC Central (1996-2001)	26-28	13-14	13-14
vs. AFC East	29-23	19-6	10-17
vs. AFC South	23-18	15-6	8-12
vs. AFC West	28-22	18-8	10-14
vs. NFC Teams	61-41-1	38-12-1	23-29
vs. NFC North	11-9	7-3	4-6
vs. NFC Central (1996-2001)	3-5	3-1	0-4
vs. NFC East	17-9-1	10-2-1	7-7
vs. NFC South	12-8	6-4	6-4
vs. NFC West	18-10	12-2	6-8
On Monday Night Football	15-13	6-3	9-10
On Tuesday	1-0	1-0	0-0
On Wednesday	0-1	0-0	0-1
On Thursday Night Football	8-6	7-1	1-5
On Saturday	4-1	2-0	2-1
On Sunday Night Football	17-13	11-4	6-9
In Overtime	15-16-1	9-6-1	6-10
Ravens Shutout Wins	14-0	6-0	8-0
In Season Openers	15-12	9-4	6-8
Indoors	8-16	n/a	8-16

Note: Baltimore has played in Houston's Reliant/NRG Stadium six times (4-2), Indy's Lucas Oil Stadium three times (1-2), Dallas' Texas Stadium once (1-0), Atlanta's Mercedes-Benz Stadium once (1-0) and Las Vegas' Allegiant Stadium once (0-1). Four of those games at Reliant Stadium/NRG Stadium (12/13/10, 10/21/12, 12/21/14 & 9/20/20), and one at Allegiant Stadium (9/13/21), came when the roof was closed, meaning those games were "indoors," while the other games listed are considered "outdoors" due to open roofs. One of these games at Lucas Oil Stadium (11/8/20) came when the roof was opened, deeming that an outdoor game.

In August	0-1	0-1	0-0
In September	56-35	34-10	22-25
In October	45-53	23-21	22-32
In November	65-43-1	39-15-1	26-28
In December	63-46	44-17	19-29
In January	6-6	3-2	3-4

## RAVENS REGULAR RESULTS WHEN...

Team	Since 2000	Since 2008	2022
Record	211-145	139-89	2-1
vs. AFC North (since 2002)	68-52	51-34	0-0
vs. AFC	157-111	103-68	2-1
vs. NFC	54-34	36-21	0-0
Home	128-50	82-32	0-1
Away	83-95	57-57	2-0
On grass	112-85	74-49	1-1
Artificial turf	99-60	65-40	1-0
Outdoors	204-132	133-81	2-1
Indoors	7-13	6-8	0-0
September	48-28	33-17	2-1
October	42-42	26-26	0-0
November	60-31	40-17	0-0
December	55-39	36-25	0-0
January	6-5	4-4	0-0
Leading at halftime	167-30	112-24	2-1
Trailing at halftime	32-101	19-58	0-0
Tied at halftime	12-14	8-7	0-0
Tied after 3 quarters	5-8	3-4	0-0
Leading after 3 quarters	179-24	121-19	2-1
Trailing after 3 quarters	27-113	15-66	0-0
Decided by 7 points or fewer	87-83	56-59	0-1
Decided by 3 points or fewer	48-46	32-32	0-0
When scoring first	146-48	102-33	2-1
When not scoring first	65-97	37-56	0-0
Positive or even turnover ratio	173-50	109-38	2-1
Negative turnover ratio	38-95	30-51	0-0
Winning penalty ratio	91-58	60-32	2-1
Losing penalty ratio	101-74	64-46	0-0
Overtime	13-14	9-11	0-0
When returning a KOR for a TD	5-5	5-4	0-1
When returning a PR for a TD	9-3	5-1	0-0

Offense	Since 2000	Since 2008	2022
Scoring 20 or more points	169-57	119-42	2-1
Scoring 30 or more points	78-9	58-7	1-1
Having 20 or more first downs	106-63	84-44	0-1
Totaling 350 or more net yards	107-51	82-36	1-1
At least 35 minutes time of poss.	63-9	43-7	0-0
Rushing for 150 or more yards	82-23	57-15	1-1
When not throwing an INT	117-30	79-23	0-1
With a 100-yard rusher	73-25	45-12	1-1
Without a 100-yard rusher	138-120	94-77	1-0
With a 100-yard receiver	44-30	32-21	0-1
Without a 100-yard receiver	167-115	107-68	2-0
With a 300-yard passer	24-21	22-16	0-1
Without a 300-yard passer	187-124	118-63	2-0

Defense	Since 2000	Since 2008	2022
When scoring a defensive TD	51-9	29-6	0-0
When returning an INT for a TD	35-4	17-3	0-0
When returning a fumble for a TD	19-5	15-3	0-0
Recording 3 or more sacks	110-43	65-29	2-0
Holding opp. under 250 net yards	74-20	47-7	0-0
Holding opp. under 21 points	168-40	111-19	1-0
Holding opp. under 15 points	125-15	77-5	1-0
Allowing a 100-yard rusher	22-30	14-20	0-0
Not allowing a 100-yard rusher	189-115	125-69	2-1
Allowing a 100-yard receiver	43-47	27-31	1-1
Not allowing a 100-yard receiver	168-98	112-58	1-0
Allowing a 300-yard passer	31-33	22-27	2-1
Not allowing a 300-yard passer	180-112	117-62	0-0



# PLAYER NOTES - JACKSON



**LAMAR JACKSON**  
#8 | QUARTERBACK

**1X** FIRST-TEAM ALL PRO


**2X** PRO BOWLER

**2019**  
**NFL MVP**  
**UNANIMOUS**

## QUICK CAREER NOTES

- ✗ Baltimore is 39-13 with Jackson as its regular season starter. Since his first NFL start (Week 11 of 2018), his 39 wins tie (Josh Allen) for fourth most among all NFL QBs.
- ✗ Jackson is the only QB in NFL history to record multiple career games (four) with at least 3 TD passes *and* 100 rushing yards: 2022 at NE, 2022 vs. Mia., 2021 vs. Min. & 2019 at Cle. Six other QBs have accomplished the feat just once.
- ✗ Last Sunday (9/25) at NE, Jackson became the third player in NFL history to record 4 TD passes and rush for 100 yards in a single game, joining Cam Newton (2015) and Randall Cunningham (1990). He also became the first player to throw 3+ TD passes *and* rush for 100 yards in back-to-back games.
- ✗ In 2021, Jackson recorded at least 200 passing yards *and* 50 rushing yards in seven games, tying Randall Cunningham (1990) and Jackson's own 2019 campaign for the most such performances in NFL single-season history.
- ✗ In 2020, Jackson (1,005) became the first QB in NFL history to surpass the 1,000-yard rushing milestone in multiple seasons, also doing so in 2019 (1,206).
- ✗ Jackson (2019-20), Josh Allen (2020-21) and Deshaun Watson (2018-19) are the only QBs with at least 25 TD passes and 5 rushing TDs in consecutive seasons in NFL history.
- ✗ Jackson has 12 career regular season games with at least 100 rushing yards, the most by a QB in NFL history.
- ✗ Jackson is the only player in NFL history to throw a TD of 75-plus yards *and* rush for a TD of 75-plus yards in a single game (2022 vs. Mia.).

## REGULAR SEASON WINS SINCE JACKSON'S FIRST NFL START (11/18/18)



Rk.	Quarterback (Team)	Record
1.	Aaron Rodgers (GB)	43-15
2.	Tom Brady (NE/TB)	42-16
	Patrick Mahomes (KC)	42-13
4.	<b>Lamar Jackson (Bal.)</b>	<b>39-13</b>
	Josh Allen (Buf.)	39-19

## DUAL THREAT DYNAMO

### GAMES W/ 200+ PASS YARDS AND 100+ RUSH YARDS [NFL HISTORY]

1. Lamar Jackson (Bal.) . . . . . 7
2. Josh Allen (Buf.) . . . . . 3
- Cam Newton (Car./NE) . . . . . 3
- Russell Wilson (Sea./Den.) . . . . . 3

### GAMES W/ 3+ PASS TDs AND 75+ RUSH YARDS [NFL HISTORY]

1. Lamar Jackson (Bal.) . . . . . 8
2. Cam Newton (Car./NE) . . . . . 5
3. Tobin Rote (GB/Det./SD/Den.) . . . . . 3
4. Four Players . . . . . 2

## 2019 UNANIMOUS MVP

- ✗ In 2019, Jackson became the only QB in NFL history to produce at least 3,000 passing yards and 1,000 rushing yards in a season. (He had 3,127 passing & 1,206 rushing.)
- ✗ Jackson was responsible for an NFL-best 43 total TDs (36 passing & 7 rushing) in 2019. His 36 TD passes led the NFL and are the most in franchise single-season history.
- ✗ Jackson rushed for 1,206 yards in 2019, marking the most by a quarterback in NFL single-season history.
- ✗ Jackson produced the NFL single-season record for most 100-yard rushing games (5 in 2019) by a quarterback.
- ✗ Jackson (36/7) also became the third QB in NFL history with at least 35 passing TDs & 7 rushing TDs. Steve Young (1994), Cam Newton (2015) and Josh Allen (2020) have also accomplished this feat.
- ✗ In his final eight games of 2019 (he sat out Week 17), Jackson threw 25 TDs and 1 INT, completing 69.4% of his passes for 1,477 yards and a 130.3 rating. He tallied 630 rushing yards & 4 rush TDs.
- ✗ Jackson threw at least 4 TDs in an NFL-best four games in 2019. He also threw at least 3 TDs in an NFL-best eight games.
- ✗ In 2019's Week 15 win vs. NYJ, Jackson rushed for at least 85 yards while throwing for 5 TDs for the second time in his career. (He also did this on 11/25/19 at LAR.) Cam Newton is the only other player in NFL history to accomplish the 85 rushing yards/5 passing TDs feat in a game, doing so in 2015.
- ✗ Jackson posted two perfect passer ratings in 2019 (at Cin. & Mia.), making him one of two QBs in NFL history (Ben Roethlisberger, 2007) to attain the 158.3 mark twice in a season.
- ✗ In Weeks 11 (vs. Hou.) and 12 (at LAR) of 2019, Jackson became the first NFL player ever to throw at least 4 passing TDs and have at least 50 rush yards in back-to-back games.
- ✗ In 2019's Week 6 victory over Cincinnati, Jackson became the first player ever to pass for 200 yards (236) and rush for 150 yards (152) in a regular season game. (Colin Kaepernick also accomplished this feat in a 2013 playoff game.)
- ✗ In the 2019 Divisional Playoff vs. Tennessee, Jackson became the first player in NFL history with at least 350 passing yards (365) and 100 rushing yards (143) in any game.

# PLAYER NOTES - JACKSON

## MOST WINS BY A QB IN HIS FIRST 50 NFL STARTS [SINCE 1970 MERGER]

Rk.	Quarterback	Wins
1.	Patrick Mahomes	40
	Ken Stabler	40
3.	Lamar Jackson	38
	Tom Brady	38
	Danny White	38

## MOST WINS BY A QB IN HIS FIRST 40 NFL STARTS [SINCE 1970 MERGER]

Rk.	Quarterback	Wins
1.	Lamar Jackson	32
	Patrick Mahomes	32
	Dan Marino	32
	Kurt Warner	32

## PASSING TOUCHDOWNS

### RAVENS SINGLE-GAME HISTORY

QB/Date/Opponent	TDs
Lamar Jackson, 12/12/19 vs. NYJ.	5
Lamar Jackson, 11/25/19 at LAR.	5
Lamar Jackson, 9/8/19 at Mia.	5
Joe Flacco, 10/12/14 at TB	5
Tony Banks, 9/10/00 vs. Jax.	5

## COMPLETION PERCENTAGE

### RAVENS SINGLE-GAME HISTORY

QB/Date/Opponent	Pct.
Lamar Jackson, 11/10/19 at Cin.	88.2
Lamar Jackson, 10/11/21 vs. Ind.	86.0
Lamar Jackson, 9/8/19 at Mia.	85.0
Lamar Jackson, 11/8/20 at Ind.	82.6

## PASSER RATING

### RAVENS SINGLE-GAME HISTORY

QB/Date/Opponent	Rate
Lamar Jackson, 11/10/19 at Cin.	158.3
Lamar Jackson, 9/8/19 at Mia.	158.3
Lamar Jackson, 9/13/20 vs. Cle.	152.1
Joe Flacco, 10/12/14 at TB	149.7

Jackson is the youngest QB in NFL history to produce a perfect passer rating. Incredibly, he's done it twice.

## CONSECUTIVE PASSES, NO INTs

### RAVENS SINGLE-GAME HISTORY

QB/Dates	Passes
Lamar Jackson, 11/25/18 -- 9/29/19	248
Lamar Jackson, 10/6/19 -- 12/8/19	181
Joe Flacco, 9/25/16 -- 10/23/16	176

## PASSING TOUCHDOWNS

### RAVENS SINGLE-SEASON HISTORY

Rk.	Quarterback (Year)	TDs
1.	Lamar Jackson (2019)	36
2.	Vinny Testaverde (1996)	33
3.	Joe Flacco (2014)	27
4.	Lamar Jackson (2020)	26
5.	Joe Flacco (2010)	25

## PASSER RATING

### RAVENS SINGLE-SEASON HISTORY

Rk.	Quarterback (Year)	Rate
1.	Lamar Jackson (2019)	113.3
2.	Lamar Jackson (2020)	99.3
3.	Joe Flacco (2010)	93.6
4.	Joe Flacco (2014)	91.0
5.	Joe Flacco (2009)	88.9

## TD PASS PERCENTAGE

### RAVENS SINGLE-SEASON HISTORY

Rk.	Quarterback (Year)	TD%
1.	Lamar Jackson (2019)	9.0
2.	Lamar Jackson (2020)	6.9
3.	Vinny Testaverde (1996)	6.0
4.	Tony Banks (1999)	5.3
	Trent Dilfer (2000)	5.3

## JACKSON NUMBER TO NOTE

# 8

Quarterbacks, including Lamar Jackson, in league history to record at least 10,000 passing yards and 3,500 rushing yards in a career.

Jackson is the fastest QB in NFL history to hit the dual 10K passing and 3.5K rushing yards milestone, doing so in Week 1 of 2022 in his 59th-career game.

## QUARTERBACKS W/ 10,000 PASSING YARDS & 3,500 RUSHING YARDS / NFL HISTORY

Quarterback	Games	Pass	Rush
Lamar Jackson	61	10,716	3,916
Randall Cunningham	162	29,979	4,928
Steve McNair	161	31,304	3,590
Cam Newton	148	32,382	5,628
Fran Tarkenton	246	47,003	3,674
Michael Vick	143	22,464	6,109
Russell Wilson	161	37,802	4,711
Steve Young	169	33,124	4,239



# PLAYER NOTES - JACKSON

## 100-YARD REGULAR SEASON RUSHING GAMES [QB's / SINGLE-SEASON NFL HISTORY]

1. Lamar Jackson (2019) ..... 5
2. Russell Wilson (2014)..... 3
- Michael Vick (2006) ..... 3
- Michael Vick (2004) ..... 3

## CAREER 100-YARD REGULAR SEASON RUSHING GAMES [QB's / NFL HISTORY]

1. Lamar Jackson ..... 12
2. Michael Vick ..... 10
3. Russell Wilson ..... 4
4. J. Allen, R. Cunningham, B. Douglass ..... 3
- D. McNabb, C. Newton & T. Rote ..... 3

## CAREER GAMES W/ 5 TD PASSES & 85+ RUSHING YARDS [NFL HISTORY]

1. Lamar Jackson ..... 2
2. Cam Newton ..... 1

Newton's "5/85" game came during his 2015 NFL MVP campaign, just as Jackson's were in 2019.

## GAMES WITH 5 TD PASSES [NFL SINGLE-SEASON HISTORY]

1. Peyton Manning (2004)\* ..... 4
2. Lamar Jackson (2019)\* ..... 3
- Cam Newton (2015)\* ..... 3
- Drew Brees (2011) ..... 3
- Tom Brady (2007)\* ..... 3
- Daunte Culpepper (2004) ..... 3

\*Won NFL MVP

## MOST GAMES WITH 4+ TD PASSES [2019 SEASON]

1. Lamar Jackson (Bal.) ..... 4
2. Jimmy Garoppolo (SF) ..... 3
- Daniel Jones (NYG) ..... 3
- Jameis Winston (TB) ..... 3

## MOST GAMES WITH 3+ TD PASSES [2019 SEASON]

1. Lamar Jackson (Bal.) ..... 8
2. Drew Brees (NO) ..... 7
3. Dak Prescott (Dal.) ..... 6
4. Patrick Mahomes (KC) ..... 5
- Matthew Stafford (Det.) ..... 5
- Deshaun Watson (Hou.) ..... 5
- Jameis Winston (TB) ..... 5

## TOTAL TOUCHDOWNS [2019 SEASON]

1. Lamar Jackson (Bal.) ..... 43
2. Russell Wilson (Sea.) ..... 34
- Jameis Winston (TB) ..... 34

## PASSING TOUCHDOWNS [2019 SEASON]

1. Lamar Jackson (Bal.) ..... 36
2. Jameis Winston (TB) ..... 33
3. Russell Wilson (Sea.) ..... 31

## NFL PASSER RATING [2019 SEASON]

1. Ryan Tannehill (Ten.) ..... 117.5
2. Drew Brees (NO) ..... 116.3
3. Lamar Jackson (Bal.) ..... 113.3

## MOST RUSHING YARDS [QUARTERBACKS / SINGLE-SEASON HISTORY]

1. Lamar Jackson (2019) ..... 1,206
2. Michael Vick (2006) ..... 1,039
3. Lamar Jackson (2020) ..... 1,005
4. Bobby Douglass (1972) ..... 968
5. Randall Cunningham (1990) ..... 942

## MOST GAMES WITH 2+ PASSING TDs AND 50+ RUSHING YARDS [SINCE 1970 MERGER]


### - ENTIRE CAREER -

Rk.	Player	2+/50+ GAMES	GP/GS
1.	Cam Newton	23	148/144
2.	Randall Cunningham	20	161/135
	Michael Vick	20	143/115
4.	Steve Young	19	169/143
5.	<b>Lamar Jackson</b>	<b>18</b>	<b>61/52</b>
6.	Russell Wilson	16	161/161

### - FIRST FIVE SEASONS OF A CAREER -

Rk.	Player	2+/50+ GAMES
1.	<b>Lamar Jackson (Bal.)</b>	<b>18</b>
2.	Cam Newton (Car.)	17
3.	Josh Allen (Buf.)	11
4.	Randall Cunningham (Phi.)	10
5.	Michael Vick (Atl.)	9
6.	Russell Wilson (Sea.)	8
7.	Kyler Murray (Ari.)	7

# PLAYER NOTES - ANDREWS



**MARK ANDREWS**  
#89 | TIGHT END

**29**  
TD GRABS SINCE 2019, MARKING THE MOST AMONG NFL TEs

**2X**  
PRO BOWLER

**7**  
MULTI-TD GAMES SINCE 2019, RANKING NO. 1 AMONG NFL TEs

**1X**  
ALL-PRO

**23**  
RED ZONE TD GRABS SINCE 2019, MARKING THE MOST AMONG NFL TEs

## NFL TIGHT END RECEIVING LEADERS

### RECEIVING YARDS / ACTIVE TEs

2022		SINCE 2019	
1. Mark Andrews (Bal.)	245	1. Travis Kelce (KC)	4,000
2. Travis Kelce (KC)	230	2. Mark Andrews (Bal.)	3,159
3. Tyler Higbee (LAR)	171	3. Darren Waller (LV)	3,157
4. Dallas Goedert (Phi.)	168	4. George Kittle (SF)	2,625
5. Darren Waller (LV)	151	5. Zach Ertz (Ari.)	2,148

### RECEPTIONS

2022		SINCE 2019	
1. Mark Andrews (Bal.)	22	1. Travis Kelce (KC)	311
2. Tyler Conklin (NYJ)	18	2. Darren Waller (LV)	265
3. Travis Kelce (KC)	17	3. Mark Andrews (Bal.)	251
4. Zach Ertz (Ari.)	16	4. Zach Ertz (Ari.)	214
Tyler Higbee (LAR)	16	5. George Kittle (SF)	208

### RECEIVING TOUCHDOWNS

2022		SINCE 2019	
1. Mark Andrews (Bal.)	3	1. Mark Andrews (Bal.)	29
2. Will Dissly (Sea.)	2	2. Travis Kelce (KC)	27
O.J. Howard (Hou.)	2	3. Hunter Henry (NE)	18
Travis Kelce (KC)	2	4. Darren Waller (LV)	15
Jelani Woods (Ind.)	2	5. Gesicki / Knox / Tonyan	14

### FIRST DOWN RECEPTIONS

2022		SINCE 2019	
1. Mark Andrews (Bal.)	15	1. Travis Kelce (KC)	221
2. Travis Kelce (KC)	13	2. Mark Andrews (Bal.)	171
3. David Njoku (Cle.)	9	3. Darren Waller (LV)	161
Tyler Higbee (LAR)	9	4. George Kittle (SF)	127
5. Ertz / Goedert / Waller	8	5. Zach Ertz (Ari.)	114

## TOP 3 ON RAVENS SINGLE-SEASON CHARTS

En route to his second-career Pro Bowl nod, in 2021, TE Mark Andrews produced single-season franchise records in catches (107) and receiving yards (1,361), adding 9 TDs.

### RAVENS' SINGLE-SEASON CHARTS

#### MOST RECEPTIONS

Rk.	Player (Year)	Receptions
1.	Mark Andrews (2021)	107
2.	Derrick Mason (2007)	103
3.	Marquise Brown (2021)	91

#### MOST RECEIVING YARDS

Rk.	Player (Year)	Receiving Yards
1.	Mark Andrews (2021)	1,361
2.	Michael Jackson (1996)	1,201
3.	Torrey Smith (2013)	1,128

#### MOST RECEIVING TDs

Rk.	Player (Year)	Receiving TDs
1.	Michael Jackson (1996)	14
2.	Torrey Smith (2014)	11
3.	Mark Andrews (2019)	10

## ANDREWS HAS EYES FOR THE END ZONE

### NFL RECEIVING TOUCHDOWNS / SINCE 2019

Rk.	Player (Team)	Receiving TDs
1.	Davante Adams (LV)	37
2.	Mike Evans (TB)	36
3.	Tyreek Hill (Mia.)	33
4.	Cooper Kupp (LAR)	32
5.	Adam Thielen (Min.)	31
6.	DK Metcalf (Sea.)	30
7.	Mark Andrews (Bal.)	29
8.	Stefon Diggs (Buf.)	28
9.	Travis Kelce (KC)	27
10.	Tyler Lockett (Sea.)	26

## ANDREWS' MONSTER 2021 SEASON

En route to his second-career Pro Bowl nod, in 2021, Andrews:

- Played in all 17 games (nine starts), totaling single-season franchise records in both receptions (107) and receiving yards (1,361), while also producing 9 TDs.
- Led NFL tight ends in all major receiving categories, including yards (1,361), receptions (107), TDs (9 – tied), first downs (75), 20-plus-yard catches (20) and contested catches (18).
- Notched his third-straight season (2019-21) with at least 700 receiving yards and 7 receiving TDs, marking the longest streak reaching those figures in Ravens history. It's also the longest active streak entering 2022 by an NFL tight end.
- Posted at least receiving 100 yards in a Ravens' single-season record five contests.



# PLAYER NOTES - ANDREWS

## ANDREWS' HISTORIC 2021

TE Mark Andrews produced new single-season franchise records for receptions (107) and receiving yards (1,361). His 1,361 receiving yards also rank third most by a TE in league history and were sixth overall in the NFL during 2021.

### MOST RECEIVING YARDS BY A TIGHT END SINGLE-SEASON NFL HISTORY

Rk.	Tight End (Year)	Rec.	Yards	Avg.	TDs
1.	Travis Kelce (2020)	105	1,416	13.5	11
2.	George Kittle (2018)	88	1,377	15.6	5
3.	<b>Mark Andrews (2021)</b>	<b>107</b>	<b>1,361</b>	<b>12.7</b>	<b>9</b>
4.	Travis Kelce (2018)	103	1,336	13.0	10
5.	Rob Gronkowski (2011)	90	1,327	14.7	17

### MOST RECEIVING YARDS OVERALL / 2021 SEASON

Rk.	Player	Rec.	Yards	Avg.	TDs
1.	Cooper Kupp (LAR)	145	1,947	13.4	16
2.	Justin Jefferson (Min.)	108	1,616	15.0	10
3.	Davante Adams (GB)	123	1,553	12.6	11
4.	Ja'Marr Chase (Cin.)	81	1,455	18.0	13
5.	Deebo Samuel (SF)	77	1,405	18.2	6
6.	<b>Mark Andrews (Bal.)</b>	<b>107</b>	<b>1,361</b>	<b>12.7</b>	<b>9</b>
7.	Tyreek Hill (KC)	111	1,239	11.2	9
8.	Stefon Diggs (Buf.)	103	1,225	11.9	10

## KEEPING IT 100

• In 2021, TE Mark Andrews registered the most 100-yard receiving outings (five) in Ravens single-season history. His eight career performances reaching the century mark rank tied for second all time in Ravens franchise history.

• Andrews' five 100-yard outings in 2021 were the most among NFL tight ends and tied for the fourth most among all players.

## 100-YARD RECEIVING GAMES IN RAVENS HISTORY

SINGLE SEASON		ALL TIME			
Rk.	Player (Year)	Games	Rk.	Player	Games
1.	<b>Mark Andrews (2021)</b> .....	<b>5</b>	1.	Mark Clayton .....	9
2.	Steve Smith Sr. (2014) .....	4	2.	<b>Mark Andrews</b> .....	8
	Michael Jackson (1996) .....	4		Steve Smith Sr. ....	8
	Mark Clayton (2006) .....	4	4.	Derrick Mason .....	7

### MOST 100-YARD RECEIVING GAMES OVERALL / 2021

Rk.	Player (Team)	100-Yard Games
1.	Cooper Kupp (LAR) .....	11
2.	Davante Adams (GB) .....	8
3.	Justin Jefferson (Min.) .....	7
4.	<b>Mark Andrews (Bal.)</b> .....	<b>5</b>
	Chris Godwin (TB) .....	5
	Tyler Lockett (Sea.) .....	5
	Deebo Samuel (SF) .....	5
	Ja'Marr Chase (Cin.) .....	5

## 30 TDs IN FIRST FIVE SEASONS

TE Mark Andrews has produced 32 career receiving TDs, joining Mike Ditka (32), Antonio Gates (43), Tony Gonzalez (30), Jimmy Graham (51), Rob Gronkowski (54) and Kellen Winslow Sr. (35) as one of seven TEs in NFL history to reach 30 receiving TDs in the first five seasons of a career.



ROB GRONKOWSKI  
**54**



JIMMY GRAHAM  
**51**



ANTONIO GATES  
**43**



KELLEN WINSLOW SR.  
**35**



MIKE DITKA  
**32**



TONY GONZALEZ  
**30**

## 32 CAREER RECEIVING TDs



Home .....	18	2018 .....	3	Red Zone.....	25
Away .....	14	2019 .....	10	vs. AFC.....	25
1st Qtr. ....	7	2020 .....	7	vs. NFC.....	7
2nd Qtr. ....	11	2021 .....	9	vs. AFC North ..	12
3rd Qtr. ....	6	2022 .....	3	vs. Blitz.....	15
4th Qtr. ....	8	Primetime ..	7	From Slot .....	17
OT .....	0	In A Win.....	22	20+ Yards.....	7

## LET THE RECORDS SHOW

### RAVENS RECORDS / TOP 10 RECEIVING YARDS / ALL TIME

Rk.	Player (Seasons)	Rec.	Yards	Avg.	TDs
1.	Derrick Mason (2005-10)	471	5,777	12.3	29
2.	Todd Heap (2001-10)	467	5,492	11.8	41
3.	<b>Mark Andrews (2018-22)</b>	<b>285</b>	<b>3,711</b>	<b>13.0</b>	<b>32</b>
4.	Torrey Smith (2011-14)	213	3,591	16.9	30
5.	Mark Clayton (2005-09)	234	3,116	13.3	12
6.	Ray Rice (2008-13)	369	3,034	8.2	6
7.	Qadry Ismail (1999-2001)	191	2,819	14.8	18
8.	Travis Taylor (2000-04)	204	2,758	13.5	15
9.	Anquan Boldin (2010-12)	186	2,645	14.2	14
10.	Michael Jackson (1996-98)	183	2,596	14.2	18

TE Mark Andrews already ranks in the Top 5 all time in each of Baltimore's major receiving categories over the course of a Ravens career.

### RECEPTIONS

1.	Derrick Mason ...	471
2.	Todd Heap .....	467
3.	Ray Rice .....	369
4.	<b>Mark Andrews</b> ..	<b>285</b>

### YARDS

1.	Derrick Mason .	5,777
2.	Todd Heap ...	5,492
3.	<b>Mark Andrews</b> ..	<b>3,711</b>
4.	Torrey Smith ...	3,591

### TDs

1.	Todd Heap .....	41
2.	<b>Mark Andrews</b> ...	<b>32</b>
3.	Torrey Smith ....	30
4.	Derrick Mason ...	29

# PLAYER NOTES – DUVERNAY & BATEMAN



**DEVIN DUVERNAY**  
#13 | WR / RETURN SPECIALIST

**1X** **1X**  
ALL-PRO PRO BOWLER

*“I’m definitely getting more comfortable, and I’m able to catch the ball and just get my eyes down quickly to see what’s in front of me. I just try to carve out a lane in my brain and just hit it.”*

– WR/RS Devin Duvernay on his KOR and PR prowess

## A DANGEROUS RETURNER

X Since entering the league 2020, WR Devin Duvernay ranks No. 6 in KOR average (27.1) and No. 4 in KOR yards (1,382), while helping his team to the second-best average starting field position (SFP) following a KOR (-29.9). He’s one of two players (also Kene Nwangwu) with multiple KOR-TDs (2) during that span.

### KICKOFF RETURN AVERAGE / SINCE 2020

Rk.	Player (Team)	KORs	Yards	Avg.	Long	SFP	TDs
1.	Kene Nwangwu (Min.)	26	761	29.3	99t	-31.2	2
2.	Andre Roberts (Car.)	71	2,006	28.3	101t	-28.4	1
3.	Jerome Ford (Cle.)	4	111	27.8	44	-24.3	0
4.	Isaiah Rodgers (Ind.)	47	1,293	27.5	101t	-27.9	1
5.	Cordarrelle Patterson (Atl.)	54	1,478	27.4	104t	-26.0	1
6.	<b>Devin Duvernay (Bal.)</b>	<b>51</b>	<b>1,382</b>	<b>27.1</b>	<b>103t</b>	<b>-29.9</b>	<b>2</b>

X In 2022, Duvernay owns the league’s No. 2 PR average (15.4 yards) and third-most PR yards (77) on 5 PRs. Following a Duvernay PR, Baltimore’s average field position is the league’s third best (own 37.4), while his 43-yard return in the Week 3 contest at NE is the league’s second longest this season.

### PUNT RETURN AVERAGE / IN 2022

Rk.	Player (Team)	PRs	Yards	Avg.	Long	SFP	TDs
1.	KaVontae Turpin (Dal.)	4	65	16.3	28	-42.5	0
2.	<b>Devin Duvernay (Bal.)</b>	<b>5</b>	<b>77</b>	<b>15.4</b>	<b>43</b>	<b>-37.4</b>	<b>0</b>
3.	Braxton Berrios (NYJ)	4	56	14.0	17	-40.0	0
4.	Kyle Phillips (Ten.)	5	62	12.4	46	-22.6	0
5.	Avery Williams (Atl.)	4	48	12.0	18	-30.0	0

## DID YOU KNOW?

• Duvernay owns the only regular season opening-game KOR-TD in franchise history (9/18/22 vs. Mia.) and is one of two players with multiple KOR-TDs in a Ravens’ career (also WR Jacoby Jones, 4).

## AMONG CLASS LEADERS SINCE HIS DEBUT

### SINCE BATEMAN’S DEBUT / WEEK 6 OF 2021

#### RECEPTIONS / 2021 DRAFT CLASS

Rk.	Player (Team)	Rec.
1.	Jaylen Waddle (Mia.)	96
2.	Amon-Ra St. Brown (Det.)	94
3.	Ja’Marr Chase (Cin.)	79
4.	Pat Freiermuth (Pit.)	60
5.	Najee Harris (Pit.)	56
6.	<b>Rashod Bateman (Bal.)</b>	<b>54</b>
	DeVonta Smith (Phi.)	54

#### RECEIVING YARDS / 2021 DRAFT CLASS


Rk.	Player (Team)	Yards
1.	Ja’Marr Chase (Cin.)	1,211
2.	Jaylen Waddle (Mia.)	1,126
3.	Amon-Ra St. Brown (Det.)	987
4.	DeVonta Smith (Phi.)	851
5.	Kyle Pitts (Atl.)	843
6.	<b>Rashod Bateman (Bal.)</b>	<b>741</b>

#### FIRST-DOWN CATCHES / 2021 DRAFT CLASS

Rk.	Player (Team)	1st Downs
1.	Jaylen Waddle (Mia.)	64
2.	Ja’Marr Chase (Cin.)	57
3.	Amon-Ra St. Brown (Det.)	50
4.	DeVonta Smith (Phi.)	40
5.	Kyle Pitts (Atl.)	35
6.	<b>Rashod Bateman (Bal.)</b>	<b>34</b>

## OFF TO A STRONG START

- WR Rashod Bateman became the fastest player in Ravens history to reach 50 career receptions, doing so in his 14th game.
- Bateman posted a 42.9 receiving ypg average in 2021, ranking second on the Ravens’ all-time rookie chart, trailing only Torrey Smith’s 52.6 ypg average in 2011.



**RASHOD BATEMAN**  
#7 | WIDE RECEIVER

*“He’s just put his head down and gone to work. I’ve seen him mature, as far as being a second-year guy in the system, understanding conversions and things of that nature. With a year under his belt, that’s where I’ve seen him grow up and mature going into this upcoming season.”*

– WRs Coach Tee Martin on Rashod Bateman



# PLAYER NOTES - ZEITLER & MOSES



**KEVIN ZEITLER**  
#70 | GUARD

**MOST OFFENSIVE SNAPS LOGGED**  
(2021 SEASON)

G Kevin Zeitler (Bal.)	1,223
T Alejandro Villanueva (Bal.)	1,207
C Tyler Biadasz (Dal.)	1,205
T Trey Smith (KC)	1,195
QB Justin Herbert (LAC)	1,191

RESEARCH VIA STATS PASS

## DURABILITY ON DISPLAY

In 2021, G Kevin Zeitler was one of the NFL's most durable cogs along an O-line. Zeitler logged the second-most overall snaps (offense and defense) in the league last season.

## MOST SNAPS PLAYED [OFF. & DEF.] / 2021 NFL PLAYERS

Rk.	Player (Team)	Snaps
1.	S Quandre Siggs (Sea.)	1,228
2.	<b>G Kevin Zeitler (Bal.)</b>	<b>1,223</b>
3.	CB Xavier Woods (Min.)	1,208
4.	T Alejandro Villanueva (Bal.)	1,207
5.	C Tyler Biadasz (Dal.)	1,205

## HARDLY ANY FLAGS THROWN ON ZEIT

According to TruMedia statistics, G Kevin Zeitler has been one of the least-penalized O-linemen since entering the league in 2012. Zeitler has only been called for offensive holding 16 times in the last 10 seasons. That's the third-fewest mark among active players during that span (min. 8,000 snaps).

## HOLDING CALLS SINCE 2012 / ACTIVE NFL O-LINEMEN

Rk.	Player (Teams)	Holding Penalties
1.	C Rodney Hudson (KC/Oak./Ari.)	10
2.	T Duane Brown (Hou./Sea./NYJ)	12
3.	<b>G Kevin Zeitler (Cin./Cle./NYG/Bal.)</b>	<b>16</b>
4.	T Riley Reiff (Det./Min./Cin./Chi.)	17
5.	C Ben Jones/T Kelvin Beachum	22

## THE BEST ABILITY IS AVAILABILITY

Since he entered the league in 2012, G Kevin Zeitler's 9,801 snaps are the fifth most amongst active players and most by a non-QB.

## MOST SNAPS SINCE 2012 / ACTIVE NFL PLAYERS

Rk.	Player (Teams)	Snaps (Games)
1.	QB Tom Brady (NE/TB)	10,552 (160)
2.	QB Matt Ryan (Atl./Ind.)	10,300 (163)
3.	QB Russell Wilson (Sea./Den.)	9,869 (161)
4.	QB Matthew Stafford (Det./LAR)	9,850 (156)
5.	<b>G Kevin Zeitler (Cin./Cle./NYG/Bal.)</b>	<b>9,801 (155)</b>

## IRONMEN OF THE TRENCHES

T Morgan Moses has played in 124 career games and has made 116 career starts at tackle. His 116 consecutive games played streak is tied for third longest among active offensive linemen.



ATLANTA  
**JAKE MATTHEWS**  
130 GAMES



PHILADELPHIA  
**JASON KELCE**  
125 GAMES



BALTIMORE  
**MORGAN MOSES**  
116 GAMES



WASHINGTON  
**CHARLES LENO JR.**  
116 GAMES


*"Any time you've got No. 8, and you get the chance to run downfield and get on ESPN, I think you should. But it's just having a guy back there that's so explosive, where he can throw the ball, he can run the ball, it keeps the defense on their heels. So, it's a great opportunity to be able to be on the team and block for a guy like that."*

- T Morgan Moses on blocking for QB Lamar Jackson



## MOSES' COMMUNITY IMPACT

- In 2015, he launched the Morgan Moses Foundation with the goal of motivating children through educational activities in the Central/Northern Virginia and D.C. metropolitan areas.



**MORGAN MOSES**  
#78 | TACKLE

*"He's always been a player that we've admired. When I think of Morgan, the thoughts that I have [are] big, tough, very smart, and also very durable. He's a versatile guy who can play different spots. We're excited to bring him here."*

- EVP & GM Eric DeCosta on T Morgan Moses

# PLAYER NOTES - DOBBINS



**J.K. DOBBINS**  
#27 | RUNNING BACK

*Missed entire 2021 season (knee)*

**YARDS-PER-CARRY AVERAGE  
ALL-TIME ROOKIE RBs  
(SINCE 1970 MERGER)**

Alvin Kamara ('17)	6.07
<b>J.K. Dobbins ('20)</b>	<b>6.01</b>
Maurice Jones-Drew ('06)	5.67
Thomas Rawls ('15)	5.65
Adrian Peterson ('07)	5.63

## RAVENS ROOKIE RECORD

RB J.K. Dobbins scored 9 total TDs in 2020, marking a new Ravens franchise rookie record.

### TOTAL TDs / ALL-TIME RAVENS ROOKIES

Rk.	Player (Year)	TDs
1.	<b>J.K. Dobbins (2020)</b>	<b>9</b>
2.	Marquise Brown (2019)	7
	Marlon Brown (2013)	7
	Torrey Smith (2011)	7

## LEADING THE LEAGUE IN 2020

In 2020, RB J.K. Dobbins led all NFL running backs in yards-per-carry average (6.01).

### YARDS PER CARRY / NFL RBs IN 2020

Rk.	Player (Year)	YPC
1.	<b>J.K. Dobbins (Bal.)</b>	<b>6.01</b>
2.	Nick Chubb (Cle.)	5.62
3.	Aaron Jones (GB)	5.49
4.	Derrick Henry (Ten.)	5.36

## QUICK HITS

- In 2020, RB J.K. Dobbins (805), QB Lamar Jackson (1,005) and RB Gus Edwards (723) each surpassed 700 rushing yards. In doing so, the 2020 Ravens joined the 2019 Ravens and 2011 Panthers as the only teams ever with three 700-yard rushers in an NFL season.
- Dobbins closed out the 2020 regular season with six-consecutive performances of 50-plus rushing yards and a rushing TD, tying (Ryan Grant in 2007, Eric Dickerson in 1983 & Franco Harris in 1972) for the longest rookie streak of its kind since the 1970 NFL merger.
- Dobbins' 72-yard TD-scamper in the 38-3 win at Cin. (1/3/21) was the longest rushing TD by a Ravens' rookie and the then-longest rushing TD by an NFL rookie since 2018 (three players).

## 2020 ROOKIE CLASS RANKINGS

Among NFL rookies in 2020, RB J.K. Dobbins ranked No. 3 in both rushing yards (805) and rushing TDs (9), while he was No. 1 in yards-per-carry average (6.01).

### RUSHING YARDS / NFL ROOKIE RBs / 2020

Rk.	Player (Team)	Yards
1.	Jonathan Taylor (Ind.)	1,169
2.	James Robinson (Jax.)	1,070
3.	<b>J.K. Dobbins (Bal.)</b>	<b>805</b>
4.	Clyde Edwards-Helaire (KC)	803
5.	Antonio Gibson (Was.)	795

### RUSHING TDs / NFL ROOKIE RBs / 2020

Rk.	Player (Team)	TDs
1.	Jonathan Taylor (Ind.)	11
	Antonio Gibson (Was.)	11
3.	<b>J.K. Dobbins (Bal.)</b>	<b>9</b>
4.	D'Andre Swift (Det.)	8
5.	James Robinson (Jax.)	7

### RUSHING YPC AVERAGE / NFL ROOKIE RBs / 2020 (MIN. 100 RUSHES)

Rk.	Player (Team)	YPC
1.	<b>J.K. Dobbins (Bal.)</b>	<b>6.01</b>
2.	Jonathan Taylor (Ind.)	5.04
3.	Antonio Gibson (Was.)	4.68
4.	D'Andre Swift (Det.)	4.57
5.	James Robinson (Jax.)	4.46

## J.K.'S HISTORICAL 2020

In 2020, RB J.K. Dobbins became the first rookie and one of six running backs in NFL history to produce at least 800 rushing yards, 9 rushing TDs and 6.0 yards per carry in a season. The other five running backs are Adrian Peterson (2012), Barry Sanders (1997), Mercury Morris (1973), O.J. Simpson (1973) and Jim Brown (1963).



2020

**J.K. DOBBINS**



2012

**ADRIAN PETERSON**



1997

**BARRY SANDERS**



1973

**MERCURY MORRIS**



1973

**O.J. SIMPSON**




1963

**JIM BROWN**



# PLAYER NOTES - CAMPBELL



**CALAIS CAMPBELL**  
#93 | DEFENSIVE END

**1X** FIRST-TEAM ALL-PRO  
**3X** SECOND-TEAM ALL-PRO  
**6X** PRO BOWLER

**2017** PFWA NFL DEFENSIVE PLAYER OF THE YEAR  
**2019** NFL WALTER PAYTON MAN OF THE YEAR

## DURABILITY ON DISPLAY

DE Calais Campbell has played in 216 games, with 197 starts. He ranks first in both categories among active D-linemen.

### MOST GAMES PLAYED / ACTIVE NFL DEFENSIVE LINEMEN

Rk.	Player (Teams)	GP (GS)
1.	Calais Campbell (Ari./Jax./Bal.)	216 (197)
2.	Jerry Hughes (Ind./Buf./Hou.)	186 (136)
3.	Carlos Dunlap (Cin./Sea./KC)	183 (124)
4.	Tyson Alualu (Jax./Pit.)	177 (113)

## SACK ATTACK

### MOST MULTI-SACK GAMES SINCE 2016 / ACTIVE DEFENDERS

Rk.	Player (Team)	Games
1.	Aaron Donald (LAR)	21
2.	T.J. Watt (Pit.)	20
3.	Cameron Jordan (NO)	17
4.	Chandler Jones (LV)	16
5.	Myles Garrett (Cle.)	15
6.	Yannick Ngakoue (Ind.)	14
7.	Joey Bosa (LAC)	13
	Chris Jones (KC)	13
	Von Miller (Buf.)	13
10.	Calais Campbell (Bal.)	12
	Khalil Mack (LAC)	12
12.	Jason Pierre-Paul (Bal.)	11
	Denico Autry (Ten.)	11
	Leonard Floyd (LAR)	11

## CALAIS QUICK HITS

- DE Calais Campbell is the only active NFL defender to record at least 200 career games played.
- Campbell is one of five active D-linemen with more than 50 career PD (Carlos Dunlap, 69; J.J. Watt, 64; Jason Pierre-Paul, 61; Cameron Jordan, 56; Calais Campbell, 55).

## ACTIVE SACKS LEADERS

DE Calais Campbell's 94.5 career sacks rank ninth most among active NFL defenders.

### MOST SACKS / ACTIVE NFL DEFENDERS

Rk.	Player (Team)	Sacks
1.	Von Miller (Buf.)	117.5
2.	Cameron Jordan (NO)	108.0
3.	Chandler Jones (LV)	107.5
4.	Justin Houston (Bal.)	104.0
	J.J. Watt (Ari.)	104.0
6.	Robert Quinn (Chi.)	102.0
7.	Aaron Donald (LAR)	100.0
8.	Carlos Dunlap (KC)	98.0
9.	Calais Campbell (Bal.)	94.5
10.	Jason Pierre-Paul (Bal.)	91.5

## FOUR-SACK SEASONS

DE Calais Campbell posted at least 4 sacks in 12 seasons (2009-20), tying for the most 4-plus sack seasons among active players.

### MOST SEASONS WITH AT LEAST 4 SACKS / ACTIVE PLAYERS

Rk.	Player (Team)	Seasons
1.	Calais Campbell (Bal.)	12 (2009-20)
	Carlos Dunlap (KC)	12 (2010-21)
3.	Justin Houston (Bal.)	11 (2011-21)
4.	Jerry Hughes (Hou.)	10 (2012-22)
	Cameron Jordan (NO)	10 (2012-21)
	Von Miller (Buf.)	10 (2011-21)
	Robert Quinn (Chi.)	10 (2011-21)

## PICTURE THIS

DE Calais Campbell is one of four NFL defenders since 2000 to register at least 700 tackles and 85 sacks.

### SINCE 2000 / PLAYERS WITH AT LEAST 700 TACKLES & 85 SACKS



Calais Campbell  
773 / 94.5

Julius Peppers  
718 / 158.5



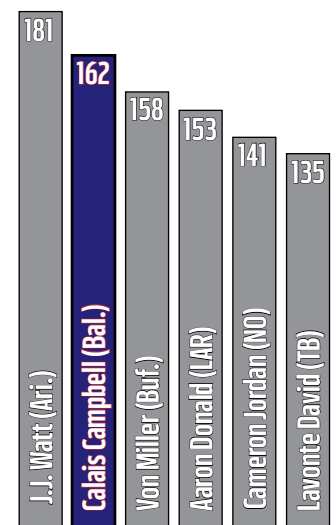
Justin Smith  
879 / 87

Terrell Suggs  
886 / 139



Since being drafted in 2008, DE Calais Campbell's 162 tackles for loss rank second in the NFL, trailing only Arizona DE J.J. Watt's 181 TFL during that span.

### MOST TACKLES FOR LOSS / ACTIVE NFL DEFENDERS



# PLAYER NOTES – PETERS







**MARCUS PETERS**  
#24 | CORNERBACK

*Missed entire 2021 season (knee)*

- 2X FIRST-TEAM ALL-PRO
- 2X SECOND-TEAM ALL-PRO
- 3X PRO BOWLER
- 32 CAREER INTS (NFL-HIGH SINCE 2015)
- 41 CAREER TAKEAWAYS (NFL-HIGH SINCE 2015)

## FIRST LINE OF PASS DEFENSE

Since being drafted in 2015, CB Marcus Peters' 88 PD rank as the NFL's third most among active defenders.

 Darius Slay	102
 Ronald Darby	89
 Marcus Peters	88
 Stephon Gilmore	86

## FAST FACTS

- In 93 career games, CB Marcus Peters has registered 32 INTs, 10 FFs and 9 FRs. His 41 total takeaways are the most among active NFL defenders.
- In Week 3's win at NE, Peters recorded 1 INT, 1 FR and 1 FF, becoming the first Ravens defender to "hit the trifecta" in a single game since 2008 (Ed Reed, 12/7 vs. Was.).
- Peters' 6 INT-TDs tie Hall of Famer Deion Sanders for the second most by a player in his first six seasons (2015-20) since the 1970 merger. Only CB Janoris Jenkins (7) had more.
- Peters' 3 career postseason INTs are tied (Adrian Amos, Sean Murphy-Bunting & Duron Harmon) for the NFL's most since he entered the league in 2015.

## NOSE FOR THE END ZONE

CB Marcus Peters' 7 career defensive TDs (6 INTs & 1 FR) rank as the NFL's most since he entered the league in 2015.

### MOST DEFENSIVE TDs / SINCE 2015 / ACTIVE PLAYERS

Rk.	Player (Team)	D-TDs
1.	Marcus Peters (Bal.)	7
2.	Eddie Jackson (Chi.)	6
3.	Deion Jones (Atl.)	5
	Minkah Fitzpatrick (Pit.)	5

## PICK ARTIST

Since entering the league in 2015, three-time Pro Bowl CB Marcus Peters has registered NFL highs in INTs (32), INT-TDs (6) and INT return yards (822).

### MOST INTERCEPTIONS / SINCE 2015 / ACTIVE PLAYERS

Rk.	Player (Team)	INTs
1.	Marcus Peters (Bal.)	32
2.	Xavien Howard (Mia.)	27
3.	J.C. Jackson (LAC)	25

### MOST INT-TD RETURNS / SINCE 2015 / ACTIVE PLAYERS

Rk.	Player (Team)	INT-TDs
1.	Marcus Peters (Bal.)	6
2.	Deion Jones (Atl.)	5
3.	Daniel Sorensen (NO)/Minkah Fitzpatrick (Pit.)	4

### MOST INT RETURN YARDS / SINCE 2015 / ACTIVE PLAYERS

Rk.	Player (Team)	INT Yards
1.	Marcus Peters (Bal.)	822
2.	Stephon Gilmore (Ind.)	381
3.	Deion Jones (Atl.)	379

## TAKEAWAY MACHINE

Since entering the league in 2015, Peters' 41 takeaways stand as an NFL high, with 32 coming by way of INTs.

### MOST TAKEAWAYS BY A DEFENDER / SINCE 2015

Rk.	Player (Team)	TA (INTs)
1.	Marcus Peters (Bal.)	41 (32)
2.	Xavien Howard (Mia.)	30 (27)
3.	Tyrann Mathieu (NO)	28 (23)
	Jordan Poyer (Buf.)	28 (22)
5.	J.C. Jackson (LAC)	27 (25)
	Kevin Byard (Ten.)	27 (24)
	Darius Slay (Phi.)	27 (23)

**"MARCUS IS ONE OF THESE PLAYERS WHO PROVIDES SUCH AN AUTHENTIC PERSPECTIVE ON WHAT THIS GAME'S ALL ABOUT. HE'S A RAVEN."** – EVP & GM ERIC DE COSTA



**NFL INTERCEPTION LEADERS / SINCE 2015**

MARCUS PETERS	XAVIEN HOWARD	J.C. JACKSON
32	27	25



# PLAYER NOTES – HUMPHREY



**MARLON HUMPHREY**  
#44 | CORNERBACK

**2X** PRO BOWLER

**1X** FIRST-TEAM ALL-PRO

**MOST FORCED FUMBLES  
NFL DEFENDERS / 2020 SEASON**

Marlon Humphrey (Bal.)	8
Haason Reddick (Ari.)	6
11 Players Tied	4

## PERFECTING THE PUNCH-OUT

CB Marlon Humphrey's 8 forced fumbles in 2020 were the second most by a DB in NFL history (records kept since 2000).

### MOST FORCED FUMBLES / DEFENSIVE BACKS NFL SINGLE-SEASON HISTORY (RECORDS KEPT SINCE 2000)

Rk.	Player (Year)	FFs
1.	Charles Tillman (2012)	10
2.	<b>Marlon Humphrey (2020)</b>	<b>8</b>
	Chris Harris (2007)	8
4.	Josh Norman (2021)	7
5.	Oshiomogho Atogwe (2008)	6
	Brian Dawkins (2008)	6
	Roman Harper (2010)	6
	Charles Tillman (2009)	6

## FRUIT PUNCH & JUICE MAN

Since CB Marlon Humphrey entered the league in 2017, he and teammate CB Marcus Peters are the only NFL defenders to produce at least 40 PD, 10 INTs, 8 FFs and 4 FRs.



### STATS SINCE 2017

**MARCUS PETERS**

PD	INTs	FFs	FRs
42	18	8	6

**MARLON HUMPHREY**

PD	INTs	FFs	FRs
65	10	12	4

\*Peters spent the entire 2021 season on Injured Reserve, while Humphrey was placed on Injured Reserve for the last five games of 2021.

## BALTIMORE DEFENDERS SINCE 2019

### INTERCEPTIONS / SINCE 2019

Rk.	Player	INTs
1.	Marcus Peters	8
2.	<b>Marlon Humphrey</b>	<b>6</b>
3.	Chuck Clark	4
4.	Four Players	3

### PASSES DEFENSED / SINCE 2019

Rk.	Player	PD
1.	<b>Marlon Humphrey</b>	<b>39</b>
2.	Chuck Clark	25
3.	Marcus Peters	21
4.	Anthony Averett	20

### FORCED FUMBLES / SINCE 2019

Rk.	Player	FFs
1.	<b>Marlon Humphrey</b>	<b>11</b>
2.	Chuck Clark	5
3.	Marcus Peters	4

## MARLON MAKES PLAYS

- Baltimore has only lost one game (12-1) when CB Marlon Humphrey records a takeaway (Wk. 7, 2021 vs. Cin.).
- In 2020, Humphrey led the NFL with 8 FFs (also standing as a Ravens' single-season record), en route to earning his second Pro Bowl nod.
- In 2020, Humphrey was one of only two NFL defenders (Jason Pierre-Paul) to record at least 2 sacks (2.5), 4 FFs (8) and 6 PD (8). He also became the first DB to register at least 8 FFs and a sack in NFL single-season history (records kept since 2000).
- Humphrey's 11 defensive FFs from 2017-20 are tied with Oshiomogho Atogwe (2005-08) for the most by a defensive back in his first four seasons (since such records were tracked in 2000).
- Humphrey's 70-yard FR-TD vs. NE in Week 9 of the 2019 season is the longest FR return in Ravens franchise history.

## MARLON THE MAGNET

Since entering the league in 2017, CB Marlon Humphrey's 65 PD are the sixth most among all NFL defensive backs.

### NFL PASSES DEFENSED / DEFENSIVE BACKS / SINCE 2017

Rk.	Player (Team)	PD
1.	Darius Slay (Phi.)	76
2.	James Bradberry (Phi.)	75
	Marshon Lattimore (NO)	75
4.	Xavien Howard (Mia.)	69
5.	<b>Kyle Fuller (Bal.)</b>	<b>67</b>
6.	<b>Marlon Humphrey (Bal.)</b>	<b>65</b>
7.	Jalen Ramsey (LAR)	64
8.	Tre'Davious White (Buf.)	60
9.	Janoris Jenkins (FA)	58
10.	Shaquill Griffin (Jax.)	57

# PLAYER NOTES - HOUSTON



**JUSTIN HOUSTON**  
#50 | OUTSIDE LINEBACKER

**4X** PRO BOWLER  
**1X** FIRST-TEAM ALL-PRO  
**1X** SECOND-TEAM ALL-PRO  
**104** CAREER SACKS  
**22** SACKS IN 2014 w/ KC

## HOUSTON...IS A PROBLEM!

### CHARTS AMONG ACTIVE NFL DEFENDERS

#### MOST SACKS

Rk.	Player	Sacks
1.	Von Miller (Buf.)	117.5
2.	Chandler Jones (LV)	108.0
3.	Cameron Jordan (NO)	107.5
4.	<b>Justin Houston (Bal.)</b>	<b>104.0</b>
	J.J. Watt (Ari.)	104.0
6.	Robert Quinn (Chi.)	102.0
7.	Aaron Donald (LAR)	100.0
8.	Carlos Dunlap (KC)	98.0
9.	Calais Campbell (Bal.)	94.5
10.	Jason Pierre-Paul (Bal.)	91.5

#### MOST TACKLES FOR LOSS

Rk.	Player	TFL
1.	J.J. Watt (Ari.)	181
2.	<b>Calais Campbell (Bal.)</b>	<b>162</b>
3.	Von Miller (Buf.)	158
4.	Aaron Donald (LAR)	153
5.	Cameron Jordan (NO)	141
6.	Lavonte David (TB)	135
7.	<b>Justin Houston (Bal.)</b>	<b>125</b>
	<b>Jason Pierre-Paul (Bal.)</b>	<b>125</b>
9.	Carlos Dunlap (KC)	121
10.	Chandler Jones (LV)	120

#### MOST MULTI-SACK GAMES [AT LEAST 1.5]

Rk.	Player	Games
1.	J.J. Watt (Ari.)	31
2.	Von Miller (Buf.)	27
3.	Chandler Jones (LV)	26
4.	<b>Justin Houston (Bal.)</b>	<b>25</b>
	<b>Jason Pierre-Paul (Bal.)</b>	<b>25</b>
	Cameron Jordan (NO)	25
7.	Aaron Darnold (LAR)	24
8.	Carlos Dunlap (KC)	23
9.	<b>Calais Campbell (Bal.)</b>	<b>21</b>
	Robert Quinn (Chi.)	21

## 2014 PASS RUSH DOMINANCE

The 2014 campaign was a historic output for OLB Justin Houston. As a member of the Chiefs, Houston racked up a staggering 22 sacks in 16 starts, ranking as the third-highest single-season sack total in NFL history. Houston also set career highs in tackles (69) and forced fumbles (4) that season.



2021  
**T.J. WATT**  
**22.5**



2001  
**MICHAEL STRAHAN**  
**22.5**



2014  
**JUSTIN HOUSTON**  
**22.0**



2011  
**JARED ALLEN**  
**22.0**



1984  
**MARK GASTINEAU**  
**22.0**



1987  
**CHRIS DOLEMAN**  
**21.0**



1987  
**REGGIE WHITE**  
**21.0**

*"Here, with the pressure we bring, it's hard for the guard to help; it's hard for the running back to chip. They've got to match up with other guys, and if you leave me one-on-one, I'm going to win my battles."*

— OLB Justin Houston on Baltimore's defensive scheme

## 4-SACK MINIMUM; 8-SACK STANDARD

OLB Justin Houston has tallied at least 4 sacks in each of his 11 full seasons and at least 8 sacks seven times during his career.

### AMONG ACTIVE NFL DEFENDERS

#### MOST 8-SACK SEASONS

Rk.	Player (Team)	Seasons
1.	Von Miller (Buf.)	9
2.	Aaron Donald (LAR)	8
3.	<b>Justin Houston (Bal.)</b>	<b>7</b>
	Cameron Jordan (NO)	7
	Carlos Dunlap (KC)	7
	Chandler Jones (LV)	7
7.	<b>Pierre-Paul &amp; Three More</b>	<b>6</b>

#### MOST 4-SACK SEASONS

Rk.	Player (Team)	Seasons
1.	<b>Calais Campbell (Bal.)</b>	<b>12</b>
	Carlos Dunlap (KC)	12
3.	<b>Justin Houston (Bal.)</b>	<b>11</b>
4.	Jerry Hughes (Hou.)	10
	Cameron Jordan (NO)	10
	Robert Quinn (Chi.)	10
	Von Miller (Buf.)	10

## HOUSTON NOTES TO KNOW

- Houston's additional accolades include: Art Rooney Sportsmanship Award Finalist (2020), Kansas City Chiefs Ed Block Courage Award (2016) and Deacon Jones Award (2014).

- Since entering the league in 2011, Houston has posted four safeties, tying for the most in NFL history (Doug English & Ted Hendricks - 4).

- Houston is one of 61 players in league history (since 1960) to reach the coveted century-sack mark. Since entering the league in 2011, his 104 sacks are the NFL's fourth most.



# PLAYER NOTES – OWEH & WILLIAMS



**ODAFE OWEH**  
#99 | OUTSIDE LINEBACKER

**DID YOU KNOW?**  
OLB Odafe Oweh was the NFL's only rookie in 2021 to post a sack, FF and FR in the same game. (He had 4 tackles, 1 sack, 1 FF and 1 FR vs. Cleveland in Week 12.)

**1X** AFC DEFENSIVE PLAYER OF THE WEEK

## TOP OF HIS CLASS

### CAREER CHARTS / 2021 DRAFT CLASS

#### SACKS

Rk.	Player (Team)	Sacks
1.	Micah Parsons (Dal.)	17.0
2.	Jaelan Phillips (Mia.)	8.5
3.	Azeez Ojulari (NYG)	8.0
4.	Greg Rousseau (Buf.)	7.5
5.	Kwity Paye (Ind.)	6.0
6.	Odafe Oweh (Bal.)	5.0

#### DEFENSIVE FORCED FUMBLES

Rk.	Player (Team)	FFs
1.	Odafe Oweh (Bal.)	3
	Jeremiah Owusu-Koramoah (Cle.)	3
	Micah Parsons (Dal.)	3
	Marco Wilson (Ari.)	3

#### DEFENSIVE FUMBLE RECOVERIES

Rk.	Player (Team)	FRs
1.	Odafe Oweh (Bal.)	2
	Michael Carter II (NYJ)	2
	Jevon Holland (Mia.)	2
	Ifeatu Melifonwu (Det.)	2
	Kwity Paye (Ind.)	2
	Jaelan Phillips (Mia.)	2

#### NEXTGEN QB PRESSURES

Rk.	Player (Team)	QBPs
1.	Micah Parsons (Dal.)	71
2.	Odafe Oweh (Bal.)	55

## OWEH IN RARE COMPANY

• OLB Odafe Oweh (2021) and Terrell Suggs (2003) are the only Ravens in team history to produce at least 5 sacks, multiple forced FFs and multiple FRs in their rookie campaign.

## TACKLES & PICKS: RINSE & REPEAT

S Marcus Williams has produced at least 50 tackles and multiple INTs in each of his first five full seasons (2017-21), joining Tyrann Mathieu, Jordan Poyer and Justin Simmons for the league's longest such active streak.



TYRANN MATHIEU




JORDAN POYER



JUSTIN SIMMONS

Year	Tackles	INTs
2021	74	2
2020	59	3
2019	53	4
2018	55	2
2017	71	4



MARCUS WILLIAMS

## INTERCEPTION RETURN SPECIALIST


Since entering the league in 2017, S Marcus Williams ranks in the Top 5 among active safeties in INTs (tied for fifth – 18), INT return yards (third – 294) and INT-return average (fifth – 16.3).

#### INTs / ACTIVE NFL SAFETIES / SINCE 2017

Rk.	Player (Team)	INTs	Yards	Yds/INT
1.	Kevin Byard (Ten.)	24	300	12.5
2.	Jordan Poyer (Buf.)	20	151	7.6
3.	Quandre Diggs (Sea.)	19	293	15.4
	Justin Simmons (Den.)	19	269	14.2
5.	Marcus Williams (Bal.)	18	294	16.3
	Harrison Smith (Min.)	18	164	9.1

## 3 PICKS IN 2 GAMES ... AS A RAVEN

• With 2 INTs vs. Mia. (9/18/22), Williams became the first Raven in franchise history to produce 3 INTs in the first two games of a season. The last Ravens safety to record multiple INTs through the first two weeks of a season was Ed Reed in 2012.




**MARCUS WILLIAMS**  
#32 | SAFETY

*"He has great instincts, eyes, range and ball-hawking ability. He's a good support player down low. He can come down effectively and make tackles. He's just a guy who has an opportunity to make critical plays in critical situations."*

– EVP & GM Eric DeCosta on Marcus Williams

# PLAYER NOTES - BOWSER & QUEEN



**TYUS BOWSER**  
#54 | OUTSIDE LINEBACKER

*"I work my tail off each and every day to work to be in this position, and that's to be a leader on this field, leader to the guys in the locker room and just trying to be a good influence overall – not only for the organization, but just for my family, for other people, for the City of Baltimore, for the City of Tyler [Texas]."*

– OLB Tyus Bowser

## QUEEN'S FIRST TWO SEASONS

In records kept since 2001, ILB Patrick Queen (2020-21) became one of six NFL defenders to record at least 200 tackles, 15 TFL, 3 FFs and 1 TD in a player's first two seasons.

Player (Years)	Tackles	TFL	FFs	TDs
Patrick Queen (2020-21)	203	19	3	1
Devin White (2019-20)	231	19	4	2
Shaquille Leonard (2018-19)	284	19	6	1
Kwon Alexander (2015-16)	238	18	3	1
Telvin Smith (2014-15)	232	22	3	1
Alec Ogletree (2013-14)	230	15	10	1

*Dating back to 2001, ILB Patrick Queen and his former LSU teammate LB Devin White are the only defenders to produce at least 200 tackles, 5 sacks, 3 FFs and 3 FRs in a player's first two seasons of an NFL career.*



BALTIMORE  
**PATRICK QUEEN**



TAMPA BAY  
**DEVIN WHITE**

## PLAYERS W/ AT LEAST 17 SACKS & 4 INTS / SINCE 2017



PITTSBURGH  
**T.J. WATT**  
73 SACKS / 5 INTs



BALTIMORE  
**TYUS BOWSER**  
17.5 SACKS / 4 INTs



GREEN BAY  
**PRESTON SMITH**  
39 SACKS / 4 INTs



SEATTLE  
**JAMAL ADAMS**  
21.5 SACKS / 4 INTs

## THE KING OF QUEENS

Ravens third-year ILB Patrick Queen was the fifth linebacker selected in the 2020 NFL Draft. Below are the LBs who were selected before him, and their stats through three NFL seasons.

### NFL STATISTICS THROUGH WEEK 3 OF 2022

Player (Pick / Team)	GP/GS	TT (Solo)	TFL	Sacks	INTs	PD	FFs	FRs
Isaiah Simmons (8th/Ari.)	36-25	165 (118)	8	3.5	2	9	0	1
K'Lavon Chaisson (20th/Jax.)	34-11	53 (34)	6	2.0	0	1	0	0
Kenneth Murray (23rd/LAC)	30-25	149 (91)	8	1.0	0	3	0	3
Jordyn Brooks (27th/Sea.)	34-26	273 (167)	12	1.0	0	7	0	1
Patrick Queen (28th/Bal.)	36-36	223 (147)	20	6.5	1	4	3	3

## BOWSER PICKS IT OFF

OLB Tyus Bowser's 4 career INTs currently rank sixth all time in franchise history at the linebacker position.

### MOST INTERCEPTIONS BY A RAVENS LINEBACKER

Rk.	Player (Years)	INTs
1.	Ray Lewis (1996-2012)	31
2.	C.J. Mosley (2014-18)	9
3.	Terrell Suggs (2003-18)	7
4.	Adalius Thomas (2000-06)	6
5.	Daryl Smith (2013-15)	5
6.	Tyus Bowser (2017-present)	4

## BOWSER'S CAREER HIGHS IN 2021

• In 2021, Bowser set new single-season career highs in tackles (56), TFL (8), sacks (7), QBHs (15) & FFs (2).



**PATRICK QUEEN**  
#6 | INSIDE LINEBACKER

1  
NFL DEFENDER (QUEEN) IN 2020 WHO POSTED AT LEAST 70 TACKLES, 3 SACKS, 2 FFs, 2 FRs, 1 INT & 1 DEFENSIVE TD

105  
TACKLES  
[2020 TEAM LEADER]

98  
TACKLES  
[2021 TEAM LEADER]



# PLAYER NOTES - TUCKER



**JUSTIN TUCKER**  
#9 | KICKER

- 12X** PLAYER OF THE WEEK (FRANCHISE RECORD)
- 7X** AFC SPECIAL TEAMS PLAYER OF THE MONTH
- 5X** PRO BOWLER
- 5X** FIRST-TEAM ALL-PRO
- 2X** SECOND-TEAM ALL-PRO

## TUCKER RANKS NO. 1 ALL TIME







K Justin Tucker, the most accurate kicker ever, owns a 91.1% success mark. In 2021, for the sixth-consecutive season, he scored at least 130 points. The six 130-point outputs by Tucker are an NFL record of consecutive seasons reaching that mark.

### BEST CAREER FIELD GOAL PERCENTAGE (NFL HISTORY / MIN. 100 ATTEMPTS)

Rk.	Player (Team)	FGM - FGA	Pct.
1.	Justin Tucker (Bal.)	329-361	91.1
2.	Harrison Butker (KC)	147-163	90.2
3.	Younghoe Koo (Atl.)	97-109	89.0
4.	Daniel Carlson (LV)	117-133	88.0
5.	Chris Boswell (Pit.)	188-214	87.9

## TUCKER HITS THE MARK

Since entering the league in 2012, K Justin Tucker ranks at or near the top of several NFL kicking categories:

<p><b>329</b> Field Goals Made</p>  <p>NFL's Most Since 2012</p>	<p><b>1,381</b> Points Scored</p>  <p>NFL's Most Since 2012</p>	<p><b>91.1</b> Career FG Percentage</p>  <p>Best Mark in NFL History</p>
<p><b>150</b> 40+ Yard FGM</p>  <p>NFL's Most Since 2012</p>	<p><b>50</b> 50+ Yard FGM</p>  <p>NFL's 2nd Most Since 2012</p>	<p><b>8</b> Games w/ Dual 50+ FGM</p>  <p>Tied for the most in NFL History</p>

## TUCKER'S CHART TALK

### MOST FIELD GOALS MADE / SINCE 2012 / ACTIVE KICKERS

Rk.	Player (Team)	FGM
1.	Justin Tucker (Bal.)	329
2.	Greg Zuerlein (NYJ)	270
3.	Matt Prater (Ari.)	264
4.	Mason Crosby (GB)	241

### MOST POINTS SCORED / SINCE 2012 / ACTIVE KICKERS

Rk.	Player (Team)	Points
1.	Justin Tucker (Bal.)	1,381
2.	Matt Prater (Ari.)	1,202
3.	Mason Crosby (GB)	1,169
4.	Greg Zuerlein (NYJ)	1,153

### BEST FIELD GOAL PERCENTAGE RAVENS SINGLE-SEASON HISTORY (MIN. 16 ATT.)

Rk.	Player (Year)	FGM - FGA	Pct.
1.	Justin Tucker (2016)	38-39	97.4
2.	Justin Tucker (2019)	28-29	96.6
3.	Justin Tucker (2021)	35-37	94.6
4.	Matt Stover (2006)	28-30	93.3
5.	Justin Tucker (2013)	38-41	92.7

### MOST SEASONS WITH 30-PLUS FGM / NFL HISTORY

Rk.	Player	Seasons
1.	Justin Tucker	7
2.	David Akers	5
	John Carney	5
	Robbie Gould	5
	Stephen Gostkowski	5

## CRUNCHTIME STREAKS

- Tucker has connected on 59 consecutive fourth quarter/OT FGAs and 72 consecutive second half/OT FGAs without a miss. Both figures mark the longest such streaks in NFL history.
- Tucker is a perfect 16-of-16 on tries in the final minute of regulation and 5-of-5 on OT attempts throughout his career.

## 18 GAME-WINNING FIELD GOALS

- 2021: Week 9 vs. Min., 36 yds OT
- 2021: Week 3 at Det., 66 yds\*
- 2020: Week 14 at Cle., 55 yds
- 2019: Week 13 vs. SF, 49 yds
- 2019: Week 5 at Pit., 46 yds OT
- 2018: Week 11 vs. Cin., 24 yds
- 2016: Week 3 at Jax., 53 yds
- 2016: Week 2 at Cle., 49 yds
- 2015: Week 11 vs. STL, 47 yds
- 2015: Week 8 vs. SD, 39 yds
- 2015: Week 4 at Pit., 52 yds OT
- 2014: Week 3 at Cle., 32 yds
- 2013: Week 15 at Det., 61 yds
- 2013: Week 10 vs. Cin., 46 yds OT
- 2013: Week 5 at Mia., 44 yds
- 2012: Div. at Den., 47 yds OT
- 2012: Week 12 at SD, 38 yds OT
- 2012: Week 3 vs. NE, 27 yds

\*NFL Record

# PLAYER NOTES – TUCKER

## TUCKER TIDBITS

X Tucker has connected on 59 consecutive fourth-quarter/OT FGAs. He's a perfect 16-of-16 on tries in the final minute of regulation and 5-of-5 on OT attempts throughout his career. His 95.3 career FG% in the second half/OT (162-of-170) also ranks as the NFL's best such mark of all time.

X Since PATs were moved back to the 15-yard line in 2015, Tucker (284-of-289) has produced the NFL's best PAT percentage (98.3, min. 100 attempts).

X Tucker is a seven-time AFC Special Teams Player of the Month. He has also earned a team-record 12 AFC ST Player of the Week honors.

X Tucker's 6 FGs on 12/16/13 at Det. set a team record and a single-game NFL high in 2013. He became the first kicker ever to connect from the 20-, 30-, 40-, 50- & 60-yard range in a game.

X Tucker is the only kicker in NFL history with multiple 60+ go-ahead or game-winning makes in the final minute of a game (66 yards - 9/26/21 at Det.; 61 yards - 12/16/13 at Det.).

X Tucker owns the most points scored through a player's first 10 seasons in NFL history (1,360).

X Tucker produced 137 points in 2021, becoming the first kicker in NFL history to score at least 130 points in six consecutive seasons. He also posted his NFL-record seventh season with 30+ FGM.

X In 2021, Tucker recorded his 10th-consecutive season with at least 25 FGM, marking the longest such streak in NFL history. Incredibly, he reached the 25-FGM mark in each of his first 10 NFL seasons.

X Tucker's 38 FGs made in 2016 ranked No. 1 in the NFL, and an NFL single-season record 24 of Tucker's 38 FGs made in 2016 came from 40 yards or beyond.

X Tucker's 10 FGs of 50-plus yards in 2016 are a Ravens' single-season record. They tie (Blair Walsh, 2012 & Brandon McManus, 2020) for the most in NFL history. (Tucker was a perfect 10-for-10 from 50 yards and out in 2016.)

## WHAT TO LOOK FOR IN 2022

### K Justin Tucker needs . . .

- 77 points scored to eclipse K Stephen Gostkowski (1,457) for the most points by a player in the first 11 years of a career in NFL history.
- Four games with multiple FGM to eclipse Stephen Gostkowski (104) for the most multi-FG performances by a kicker though 11 seasons of a career in NFL history.
- 84 points scored to surpass K Matt Stover (1,464) for the most in Ravens franchise history.

### MOST POINTS SCORED / RAVENS FRANCHISE HISTORY

Rk.	Name (Seasons)	Points
1.	Matt Stover (1996-2008)	1,464
2.	Justin Tucker (2012-22)	1,381
3.	Billy Cundiff (2009-11)	294
4.	Jamal Lewis (2000-06)	284
5.	Ray Rice (2008-13)	260

## TUCKER'S SPLITS

<b>Tucker, the most accurate kicker in NFL history owns a 91.1% success mark (329-of-361).</b>	20-29	85-85	100%
	30-39	94-97	96.9%
	40-49	100-111	90.1%
	50-plus	50-68	73.5%
	2012	30-33	90.9%
	2013	38-41	92.7%
	2014	29-34	85.3%
	2015	33-40	82.5%
	2016	38-39	97.4%
	2017	34-37	91.9%
Home	161-182	88.5%	
Away	168-179	93.9%	
vs. AFC	240-265	90.6%	
vs. NFC	89-96	92.7%	
AFC North	123-135	91.1%	
1st Qtr.	56-64	87.5%	
2nd Qtr.	111-127	87.4%	
3rd Qtr.	53-55	96.4%	
4th Qtr.	104-110	94.5%	
Overtime	5-5	100%	
2018	35-39	89.7%	
2019	28-29	96.6%	
2020	26-29	89.7%	
2021	35-37	94.6%	
2022	3-3	100%	

## PLAYER OF THE MONTH AWARDS

### PLAYER OF THE MONTH AWARDS / SINCE AWARD INCEPTION

Rk.	Player	No.
1.	Tom Brady	11
2.	Peyton Manning	8
	Aaron Rodgers	8
4.	Justin Tucker	7
5.	Brett Favre	6
	Barry Sanders	6
	Bruce Smith	6
	J.J. Watt	6
	Steve Young	6

## FAST & FURIOUS

Since entering the league in 2012, K Justin Tucker has reached several marks faster than any other player in NFL history:

**300**  
Field Goals Made



148 Games

**1,000**  
Points Scored



118 Games

**100**  
Field Goals Made



50 games



# ALPHABETICAL ROSTER

NO.	NAME	POS	HT	WT	AGE	EXP	COLLEGE	HOMETOWN	HOW ACQ
89	Andrews, Mark	TE	6-5	247	27	5	Oklahoma	Scottsdale, AZ	D3b '18
5	Armour-Davis, Jalyn	CB	6-1	195	23	R	Alabama	Mobile, AL	D4b '22
7	Bateman, Rashod	WR	6-1	197	22	2	Minnesota	Tifton, GA	D1a '21
86	Boyle, Nick	TE	6-4	261	29	8	Delaware	Sussex, NJ	D5a '15
56	Bynes, Josh	ILB	6-1	235	33	11	Auburn	Lauderdale Lakes, FL	FA '21
93	Campbell, Calais	DE	6-8	307	36	15	Miami (FL)	Denver, CO	TR (Jax.) '20
36	Clark, Chuck	S	6-0	209	27	6	Virginia Tech	Suffolk, VA	D6 '17
66	Cleveland, Ben	G	6-6	370	24	2	Georgia	Toccoa, GA	D3a '21
63	Colon, Trystan	C/G	6-3	320	24	3	Missouri	Webb City, MO	FA '20
28	Davis, Mike	RB	5-9	223	29	8	South Carolina	Stone Mountain, GA	FA '22
27	Dobbins, J.K.	RB	5-10	212	23	3	Ohio State	La Grange, TX	D2 '20
17	Drake, Kenyan	RB	6-1	210	28	7	Alabama	Marietta, GA	FA '22
13	Duvernay, Devin	WR	5-11	202	25	3	Texas	Sachse, TX	D3b '20
77	Faalele, Daniel	T	6-8	380	22	R	Minnesota	Melbourne, Australia	D4a '22
14	Hamilton, Kyle	S	6-4	221	21	R	Notre Dame	Atlanta, GA	D1a '22
40	Harrison, Malik	LB	6-3	259	24	3	Ohio State	Columbus, OH	D3c '20
43	Hill, Justice	RB	5-10	200	24	4	Oklahoma State	Tulsa, OK	D4a '19
50	Houston, Justin	OLB	6-3	270	33	12	Georgia	Statesboro, GA	FA '21
44	Humphrey, Marlon	CB	6-0	205	26	6	Alabama	Hoover, AL	D1 '17
2	Huntley, Tyler	QB	6-1	204	24	3	Utah	Hallandale Beach, FL	FA '20
8	Jackson, Lamar	QB	6-2	230	25	5	Louisville	Pompano Beach, FL	D1b '18
98	Jones, Travis	DT	6-4	334	22	R	Connecticut	New Haven, CT	D3 '22
80	Likely, Isaiah	TE	6-4	241	22	R	Coastal Carolina	Cambridge, MA	D4e '22
64	Linderbaum, Tyler	C	6-2	305	22	R	Iowa	Solon, IA	D1b '22
92	Madubuike, Justin	DT	6-3	293	24	3	Texas A&M	McKinney, TX	D3a '20
65	Mekari, Patrick	OL	6-4	305	25	4	Cal-Berkeley	Westlake Village, CA	FA '19
46	Moore, Nick	LS	6-2	253	29	3	Georgia	Snellville, GA	FA '20
78	Moses, Morgan	T	6-6	320	31	9	Virginia	North Chesterfield, VA	UFA (NYJ) '22
84	Oliver, Josh	TE	6-5	259	25	4	San Jose State	Paso Robles, CA	TR (Jax.) '21
99	Oweh, Odafé	OLB	6-5	257	23	2	Penn State	Hackensack, NJ	D1b '21
24	Peters, Marcus	CB	6-0	197	29	8	Washington	Oakland, CA	TR (LAR) '19
53	Phillips, Del'Shawn	LB	6-2	230	25	3	Illinois	Highland Park, MI	FA '22
58	Pierce, Michael	NT	6-0	355	29	6	Samford	Daphne, AL	FA '22
4	Pierre-Paul, Jason	OLB	6-5	275	33	13	South Florida	Deerfield Beach, FL	FA '22
72	Powers, Ben	G	6-4	338	25	4	Oklahoma	Wichita, KS	D4b '19
3	Proche II, James	WR	5-11	191	26	3	Southern Methodist	Dallas, TX	D6 '20
6	Queen, Patrick	ILB	6-0	237	23	3	Louisiana State	Ventress, LA	D1 '20
42	Ricard, Patrick	FB	6-3	305	28	6	Maine	Spencer, MA	FA '17
10	Robinson, Demarcus	WR	6-1	203	28	7	Florida	Fort Valley, GA	FA '22
79	Stanley, Ronnie	T	6-6	315	28	7	Notre Dame	Las Vegas, NV	D1 '16
21	Stephens, Brandon	DB	6-1	215	24	2	Southern Methodist	Plano, TX	D3b '21
26	Stone, Geno	S	5-11	209	23	3	Iowa	New Castle, PA	D7 '20
11	Stout, Jordan	P	6-3	214	24	R	Penn State	Abingdon, VA	D4d '22
9	Tucker, Justin	K	6-1	184	32	11	Texas	Austin, TX	FA '12
97	Urban, Brent	DE	6-7	309	31	8	Virginia	Mississauga, ON, CAN	FA '22
16	Wallace, Tylan	WR	5-11	198	23	2	Oklahoma State	Fort Worth, TX	D4 '21
96	Washington, Broderick	DT	6-2	314	25	3	Texas Tech	Longview, TX	D5 '20
57	Welch, Kristian	LB	6-3	242	24	3	Iowa	Iola, WI	FA '20
22	Williams, Damarion	CB	5-10	180	24	R	Houston	Miami, FL	D4f '22
32	Williams, Marcus	S	6-1	207	26	6	Utah	Eastvale, CA	UFA (NO) '22
70	Zeitler, Kevin	G	6-4	339	32	11	Wisconsin	Waukesha, WI	FA '21

## Practice Squad (15)

47	Attaochu, Jeremiah	OLB	6-3	262	29	9	Georgia Tech	Ibadan, Nigeria	FA '22
30	Badie, Tyler	RB	5-8	200	22	R	Missouri	New Orleans, LA	D6 '22
12	Brown, Anthony	QB	6-1	228	24	R	Oregon	Cliffwood, NJ	FA '22
49	Copeland, Brandon	LB	6-3	260	31	8	Pennsylvania	Baltimore, MD	FA '22
68	Johnson, Zack	G	6-6	301	25	2	North Dakota State	Blaine, MN	FA '22
94	Mack, Isaiah	NT	6-1	311	26	3	Chattanooga	Tunnel Hill, GA	FA '21
38	Mason, Ben	FB/TE	6-3	258	23	1	Michigan	Newtown, CT	FA '22
69	McKenzie, Kahlil	G	6-3	345	25	3	Tennessee	Green Bay, WI	FA '21
48	Moon, Jeremiah	OLB	6-5	247	24	R	Florida	Hoover, AL	FA '22
91	Nichols, Rayshad	DT	6-2	305	23	R	Stephen F. Austin	Bridge City, LA	FA '22
25	Seymour, Kevon	CB	6-0	188	28	6	Southern California	Pasadena, CA	FA '21
74	Sharpe, David	T	6-6	346	26	5	Florida	Jacksonville, FL	FA '21
81	Victor, Binjimen	WR	6-4	191	25	1	Ohio State	Pompano Beach, FL	FA '21
29	Washington, Ar'Darius	S	5-8	176	22	2	Texas Christian	Shreveport, LA	FA '21
87	Webb, Raleigh	WR	6-2	213	24	R	The Citadel	Acworth, GA	FA '22

## Injured Reserve (8)

47	Biegel, Vince	LB	6-3	246	29	6	Wisconsin	Marshfield, WI	FA '22
82	Bolden, Slade	WR	5-11	193	23	R	Alabama	West Monroe, LA	FA '22
23	Fuller, Kyle	CB	5-11	200	30	9	Virginia Tech	Baltimore, MD	FA '22
59	Hayes, Daelin	OLB	6-4	257	24	2	Notre Dame	Belleville, MI	D5b '21
71	James, Ja'Wuan	T	6-6	323	30	8	Tennessee	Atlanta, GA	FA '21
88	Kolar, Charlie	TE	6-6	250	23	R	Iowa State	Norman, OK	D4c '22
60	Means, Steven	OLB	6-3	269	32	8	Buffalo	Buffalo, NY	FA '22
51	Ross, Josh	ILB	6-0	229	22	R	Michigan	Southfield, MI	FA '22

## Reserved/PUP (2)

54	Bowser, Tyus	OLB	6-3	242	27	6	Houston	Tyler, TX	D2 '17
35	Edwards, Gus	RB	6-1	238	27	5	Rutgers	Liberia	FA '18

## Reserve/NFIN (1)

90	Ojabo, David	OLB	6-4	255	22	R	Michigan	Aberdeen, Scotland	D2 '22
----	--------------	-----	-----	-----	----	---	----------	--------------------	--------



# NUMERICAL ROSTER

NO.	NAME	POS	HT	WT	AGE	EXP	COLLEGE	HOMETOWN	HOW ACQ
2	Tyler Huntley	QB	6-1	204	24	3	Utah	Hallandale Beach, FL	FA '20
3	James Proche II	WR	5-11	191	26	3	Southern Methodist	Dallas, TX	D6 '20
4	Jason Pierre-Paul	OLB	6-5	275	33	13	South Florida	Deerfield Beach, FL	FA '22
5	Jalyn Armour-Davis	CB	6-1	195	23	R	Alabama	Mobile, AL	D4b '22
6	Patrick Queen	ILB	6-0	237	23	3	Louisiana State	Ventress, LA	D1 '20
7	Rashod Bateman	WR	6-1	197	22	2	Minnesota	Tifton, GA	D1a '21
8	Lamar Jackson	QB	6-2	230	25	5	Louisville	Pompano Beach, FL	D1b '18
9	Justin Tucker	K	6-1	184	32	11	Texas	Austin, TX	FA '12
10	Demarcus Robinson	WR	6-1	203	28	7	Florida	Fort Valley, GA	FA '22
11	Jordan Stout	P	6-3	214	24	R	Penn State	Abingdon, VA	D4d '22
13	Devin Duvernay	WR	5-11	202	25	3	Texas	Sachse, TX	D3b '20
14	Kyle Hamilton	S	6-4	221	21	R	Notre Dame	Atlanta, GA	D1a '22
16	Tylan Wallace	WR	5-11	198	23	2	Oklahoma State	Fort Worth, TX	D4 '21
17	Kenyan Drake	RB	6-1	210	28	7	Alabama	Marietta, GA	FA '22
21	Brandon Stephens	DB	6-1	215	24	2	Southern Methodist	Plano, TX	D3b '21
22	Damarion Williams	CB	5-10	180	24	R	Houston	Miami, FL	D4f '22
24	Marcus Peters	CB	6-0	197	29	8	Washington	Oakland, CA	TR (LAR) '19
26	Geno Stone	S	5-11	209	23	3	Iowa	New Castle, PA	D7 '20
27	J.K. Dobbins	RB	5-10	212	23	3	Ohio State	La Grange, TX	D2 '20
28	Mike Davis	RB	5-9	223	29	8	South Carolina	Stone Mountain, GA	FA '22
32	Marcus Williams	S	6-1	207	26	6	Utah	Eastvale, CA	UFA (NO) '22
36	Chuck Clark	S	6-0	209	27	6	Virginia Tech	Suffolk, VA	D6 '17
40	Malik Harrison	LB	6-3	259	24	3	Ohio State	Columbus, OH	D3c '20
42	Patrick Ricard	FB	6-3	305	28	6	Maine	Spencer, MA	FA '17
43	Justice Hill	RB	5-10	200	24	4	Oklahoma State	Tulsa, OK	D4a '19
44	Marlon Humphrey	CB	6-0	205	26	6	Alabama	Hoover, AL	D1 '17
46	Nick Moore	LS	6-2	253	29	3	Georgia	Snellville, GA	FA '20
50	Justin Houston	OLB	6-3	270	33	12	Georgia	Statesboro, GA	FA '21
53	Del'Shawn Phillips	LB	6-2	230	25	3	Illinois	Highland Park, MI	FA '22
56	Josh Bynes	ILB	6-1	235	33	11	Auburn	Lauderdale Lakes, FL	FA '21
57	Kristian Welch	LB	6-3	242	24	3	Iowa	Iola, WI	FA '20
58	Michael Pierce	NT	6-0	355	29	6	Samford	Daphne, AL	FA '22
63	Trystan Colon	C/G	6-3	320	24	3	Missouri	Webb City, MO	FA '20
64	Tyler Linderbaum	C	6-2	305	22	R	Iowa	Solon, IA	D1b '22
65	Patrick Mekari	OL	6-4	305	25	4	Cal-Berkeley	Westlake Village, CA	FA '19
66	Ben Cleveland	G	6-6	370	24	2	Georgia	Toccoa, GA	D3a '21
70	Kevin Zeitler	G	6-4	339	32	11	Wisconsin	Waukesha, WI	FA '21
72	Ben Powers	G	6-4	338	25	4	Oklahoma	Wichita, KS	D4b '19
77	Daniel Faalele	T	6-8	380	22	R	Minnesota	Melbourne, Australia	D4a '22
78	Morgan Moses	T	6-6	320	31	9	Virginia	North Chesterfield, VA	UFA (NY.J) '22
79	Ronnie Stanley	T	6-6	315	28	7	Notre Dame	Las Vegas, NV	D1 '16
80	Isaiah Likely	TE	6-4	241	22	R	Coastal Carolina	Cambridge, MA	D4e '22
84	Josh Oliver	TE	6-5	259	25	4	San Jose State	Paso Robles, CA	TR (Jax.) '21
86	Nick Boyle	TE	6-4	261	29	8	Delaware	Sussex, NJ	D5a '15
89	Mark Andrews	TE	6-5	247	27	5	Oklahoma	Scottsdale, AZ	D3b '18
92	Justin Madubuike	DT	6-3	293	24	3	Texas A&M	McKinney, TX	D3a '20
93	Calais Campbell	DE	6-8	307	36	15	Miami (FL)	Denver, CO	TR (Jax.) '20
96	Broderick Washington	DT	6-2	314	25	3	Texas Tech	Longview, TX	D5 '20
97	Brent Urban	DE	6-7	309	31	8	Virginia	Mississauga, ON, CAN	FA '22
98	Travis Jones	DT	6-4	334	22	R	Connecticut	New Haven, CT	D3 '22
99	Odafe Oweh	OLB	6-5	257	23	2	Penn State	Hackensack, NJ	D1b '21

## Practice Squad (15)

12	Anthony Brown	QB	6-1	228	24	R	Oregon	Cliffwood, NJ	FA '22
25	Kevon Seymour	CB	6-0	188	28	6	Southern California	Pasadena, CA	FA '21
29	Ar'Darius Washington	S	5-8	176	22	2	Texas Christian	Shreveport, LA	FA '21
30	Tyler Badie	RB	5-8	200	22	R	Missouri	New Orleans, LA	D6 '22
38	Ben Mason	FB/TE	6-3	258	23	1	Michigan	Newtown, CT	FA '22
47	Jeremiah Attaochu	OLB	6-3	262	29	9	Georgia Tech	Ibadan, Nigeria	FA '22
48	Jeremiah Moon	OLB	6-5	247	24	R	Florida	Hoover, AL	FA '22
49	Brandon Copeland	LB	6-3	260	31	8	Pennsylvania	Baltimore, MD	FA '22
68	Zack Johnson	G	6-6	301	25	2	North Dakota State	Blaine, MN	FA '22
69	Kahlil McKenzie	G	6-3	345	25	3	Tennessee	Green Bay, WI	FA '21
74	David Sharpe	T	6-6	346	26	5	Florida	Jacksonville, FL	FA '21
81	Binjimen Victor	WR	6-4	191	25	1	Ohio State	Pompano Beach, FL	FA '21
87	Raleigh Webb	WR	6-2	213	24	R	The Citadel	Acworth, GA	FA '22
91	Rayshad Nichols	DT	6-2	305	23	R	Stephen F. Austin	Bridge City, LA	FA '22
94	Isaiah Mack	NT	6-1	311	26	3	Chattanooga	Tunnel Hill, GA	FA '21

## Injured Reserve (8)

23	Kyle Fuller	CB	5-11	200	30	9	Virginia Tech	Baltimore, MD	FA '22
47	Vince Biegel	LB	6-3	246	29	6	Wisconsin	Marshfield, WI	FA '22
51	Josh Ross	ILB	6-0	229	22	R	Michigan	Southfield, MI	FA '22
59	Daelin Hayes	OLB	6-4	257	24	2	Notre Dame	Belleville, MI	D5b '21
60	Steven Means	OLB	6-3	269	32	8	Buffalo	Buffalo, NY	FA '22
71	Ja'Wuan James	T	6-6	323	30	8	Tennessee	Atlanta, GA	FA '21
82	Slade Bolden	WR	5-11	193	23	R	Alabama	West Monroe, LA	FA '22
88	Charlie Kolar	TE	6-6	250	23	R	Iowa State	Norman, OK	D4c '22

## Reserved/PUP (2)

35	Gus Edwards	RB	6-1	238	27	5	Rutgers	Liberia	FA '18
54	Tyus Bowser	OLB	6-3	242	27	6	Houston	Tyler, TX	D2 '17

## Reserve/NFIN (1)

90	David Ojabo	OLB	6-4	255	22	R	Michigan	Aberdeen, Scotland	D2 '22
----	-------------	-----	-----	-----	----	---	----------	--------------------	--------





# POSITIONAL ROSTER

NO.	NAME	POS.	HT.	WT.	AGE	EXP.	COLLEGE	HOMETOWN	HOW ACQ.
<b>QUARTERBACKS (3)</b>									
2	Huntley, Tyler	QB	6-1	204	24	3	Utah	Hallandale Beach, FL	FA '20
8	Jackson, Lamar	QB	6-2	230	25	5	Louisville	Pompano Beach, FL	D1b '18
12	Brown, Anthony (PS)	QB	6-1	228	24	R	Oregon	Cliffwood, NJ	FA '22
<b>RUNNING BACKS (8)</b>									
17	Drake, Kenyan	RB	6-1	210	28	7	Alabama	Marietta, GA	FA '22
27	Dobbins, J.K.	RB	5-10	212	23	3	Ohio State	La Grange, TX	D2 '20
28	Davis, Mike	RB	5-9	223	29	8	South Carolina	Stone Mountain, GA	FA '22
30	Badie, Tyler (PS)	RB	5-8	200	22	R	Missouri	New Orleans, LA	D6 '22
35	Edwards, Gus (R/PUP)	RB	6-1	238	27	5	Rutgers	Liberia	FA '18
38	Mason, Ben (PS)	FB/TE	6-3	258	23	1	Michigan	Newtown, CT	FA '22
42	Ricard, Patrick	FB	6-3	305	28	6	Maine	Spencer, MA	FA '17
43	Hill, Justice	RB	5-10	200	24	4	Oklahoma State	Tulsa, OK	D4a '19
<b>WIDE RECEIVERS (8)</b>									
3	Proche II, James	WR	5-11	191	26	3	Southern Methodist	Dallas, TX	D6 '20
7	Bateman, Rashod	WR	6-1	197	22	2	Minnesota	Tifton, GA	D1a '21
10	Robinson, Demarcus	WR	6-1	203	28	7	Florida	Fort Valley, GA	FA '22
13	Duvernay, Devin	WR	5-11	202	25	3	Texas	Sachse, TX	D3b '20
16	Wallace, Tylan	WR	5-11	198	23	2	Oklahoma State	Fort Worth, TX	D4 '21
81	Victor, Binjimen (PS)	WR	6-4	191	25	1	Ohio State	Pompano Beach, FL	FA '21
82	Bolden, Slade (IR)	WR	5-11	193	23	R	Alabama	West Monroe, LA	FA '22
87	Webb, Raleigh (PS)	WR	6-2	213	24	R	The Citadel	Acworth, GA	FA '22
<b>TIGHT ENDS (5)</b>									
80	Likely, Isaiah	TE	6-4	241	22	R	Coastal Carolina	Cambridge, MA	D4e '22
84	Oliver, Josh	TE	6-5	259	25	4	San Jose State	Paso Robles, CA	TR (Jax.) '21
86	Boyle, Nick	TE	6-4	261	29	8	Delaware	Sussex, NJ	D5a '15
88	Kolar, Charlie (IR)	TE	6-6	250	23	R	Iowa State	Norman, OK	D4c '22
89	Andrews, Mark	TE	6-5	247	27	5	Oklahoma	Scottsdale, AZ	D3b '18
<b>OFFENSIVE LINE (13)</b>									
63	Colon, Trystan	C/G	6-3	320	24	3	Missouri	Webb City, MO	FA '20
64	Linderbaum, Tyler	C	6-2	305	22	R	Iowa	Solon, IA	D1b '22
65	Mekari, Patrick	OL	6-4	305	25	4	Cal-Berkeley	Westlake Village, CA	FA '19
66	Cleveland, Ben	G	6-6	370	24	2	Georgia	Toccoa, GA	D3a '21
68	Johnson, Zack (PS)	G	6-6	301	25	2	North Dakota State	Blaine, MN	FA '22
69	McKenzie, Kahlil (PS)	G	6-3	345	25	3	Tennessee	Green Bay, WI	FA '21
70	Zeitler, Kevin	G	6-4	339	32	11	Wisconsin	Waukesha, WI	FA '21
71	James, Ja'Wuan (IR)	T	6-6	323	30	8	Tennessee	Atlanta, GA	FA '21
72	Powers, Ben	G	6-4	338	25	4	Oklahoma	Wichita, KS	D4b '19
74	Sharpe, David (PS)	T	6-6	346	26	5	Florida	Jacksonville, FL	FA '21
77	Faalele, Daniel	T	6-8	380	22	R	Minnesota	Melbourne, Australia	D4a '22
78	Moses, Morgan	T	6-6	320	31	9	Virginia	North Chesterfield, VA	UFA (NYJ) '22
79	Stanley, Ronnie	T	6-6	315	28	7	Notre Dame	Las Vegas, NV	D1 '16
<b>LINEBACKERS (17)</b>									
4	Pierre-Paul, Jason	OLB	6-5	275	33	13	South Florida	Deerfield Beach, FL	FA '22
6	Queen, Patrick	ILB	6-0	237	23	3	Louisiana State	Ventress, LA	D1 '20
40	Harrison, Malik	LB	6-3	259	24	3	Ohio State	Columbus, OH	D3c '20
47	Attaochu, Jeremiah (PS)	OLB	6-3	262	29	9	Georgia Tech	Ibadan, Nigeria	FA '22
47	Biegel, Vince (IR)	LB	6-3	246	29	6	Wisconsin	Marshfield, WI	FA '22
48	Moon, Jeremiah (PS)	OLB	6-5	247	24	R	Florida	Hoover, AL	FA '22
49	Copeland, Brandon (PS)	LB	6-3	260	31	8	Pennsylvania	Baltimore, MD	FA '22
50	Houston, Justin	OLB	6-3	270	33	12	Georgia	Statesboro, GA	FA '21
51	Ross, Josh (IR)	ILB	6-0	229	22	R	Michigan	Southfield, MI	FA '22
53	Phillips, Del'Shawn	LB	6-2	230	25	3	Illinois	Highland Park, MI	FA '22
54	Bowser, Tyus (R/PUP)	OLB	6-3	242	27	6	Houston	Tyler, TX	D2 '17
56	Bynes, Josh	ILB	6-1	235	33	11	Auburn	Lauderdale Lakes, FL	FA '21
57	Welch, Kristian	LB	6-3	242	24	3	Iowa	Iola, WI	FA '20
59	Hayes, Daelin (IR)	OLB	6-4	257	24	2	Notre Dame	Belleville, MI	D5b '21
60	Means, Steven (IR)	OLB	6-3	269	32	8	Buffalo	Buffalo, NY	FA '22
90	Ojabo, David (R/NFI)	OLB	6-4	255	22	R	Michigan	Aberdeen, Scotland	D2 '22
99	Oweh, Odafé	OLB	6-5	257	23	2	Penn State	Hackensack, NJ	D1b '21
<b>DEFENSIVE BACKS (12)</b>									
5	Armour-Davis, Jalyn	CB	6-1	195	23	R	Alabama	Mobile, AL	D4b '22
14	Hamilton, Kyle	S	6-4	221	21	R	Notre Dame	Atlanta, GA	D1a '22
21	Stephens, Brandon	DB	6-1	215	24	2	Southern Methodist	Plano, TX	D3b '21
22	Williams, Damarion	CB	5-10	180	24	R	Houston	Miami, FL	D4f '22
23	Fuller, Kyle (IR)	CB	5-11	200	30	9	Virginia Tech	Baltimore, MD	FA '22
24	Peters, Marcus	CB	6-0	197	29	8	Washington	Oakland, CA	TR (LAR) '19
25	Seymour, Kevon (PS)	CB	6-0	188	28	6	Southern California	Pasadena, CA	FA '21
26	Stone, Geno	S	5-11	209	23	3	Iowa	New Castle, PA	D7 '20
29	Washington, Ar'Darius (PS)	S	5-8	176	22	2	Texas Christian	Shreveport, LA	FA '21
32	Williams, Marcus	S	6-1	207	26	6	Utah	Eastvale, CA	UFA (NO) '22
36	Clark, Chuck	S	6-0	209	27	6	Virginia Tech	Suffolk, VA	D6 '17
44	Humphrey, Marlon	CB	6-0	205	26	6	Alabama	Hoover, AL	D1 '17
<b>DEFENSIVE LINE (8)</b>									
58	Pierce, Michael	NT	6-0	355	29	6	Samford	Daphne, AL	FA '22
91	Nichols, Rayshad (PS)	DT	6-2	305	23	R	Stephen F. Austin	Bridge City, LA	FA '22
92	Madubuike, Justin	DT	6-3	293	24	3	Texas A&M	McKinney, TX	D3a '20
93	Campbell, Calais	DE	6-8	307	36	15	Miami (FL)	Denver, CO	TR (Jax.) '20
94	Mack, Isaiah (PS)	NT	6-1	311	26	3	Chattanooga	Tunnel Hill, GA	FA '21
96	Washington, Broderick	DT	6-2	314	25	3	Texas Tech	Longview, TX	D5 '20
97	Urban, Brent	DE	6-7	309	31	8	Virginia	Mississauga, ON, CAN	FA '22
98	Jones, Travis	DT	6-4	334	22	R	Connecticut	New Haven, CT	D3 '22
<b>SPECIALISTS (3)</b>									
9	Tucker, Justin	K	6-1	184	32	11	Texas	Austin, TX	FA '12
11	Stout, Jordan	P	6-3	214	24	R	Penn State	Abingdon, VA	D4d '22
46	Moore, Nick	LS	6-2	253	29	3	Georgia	Snellville, GA	FA '20



# 2022 DEPTH CHART

Compiled by Ravens PR Staff: Sept. 27, 2022

## OFFENSE

WR	7	Rashod Bateman	10	Demarcus Robinson	16	Tylan Wallace
WR	13	Devin Duvernay	3	James Proche II^		
LT	79	Ronnie Stanley^	65	Patrick Mekari	<u>77</u>	<u>Daniel Faalele</u>
LG	72	Ben Powers	66	Ben Cleveland		
C	<u>64</u>	<u>Tyler Linderbaum</u>	63	Trystan Colon	65	Patrick Mekari
RG	70	Kevin Zeitler	66	Ben Cleveland		
RT	78	Morgan Moses	<u>77</u>	<u>Daniel Faalele</u>	65	Patrick Mekari
TE	89	Mark Andrews	86	Nick Boyle	<u>80</u>	<u>Isaiah Likely</u> 84 Josh Oliver
QB	8	Lamar Jackson	2	Tyler Huntley		
FB	42	Patrick Ricard				
RB	27	J.K. Dobbins	43	Justice Hill	28	Mike Davis      17 Kenyan Drake

## DEFENSE

DT	92	Justin Madubuike	96	Broderick Washington		
NT	58	Michael Pierce	<u>98</u>	<u>Travis Jones</u>		
DE	93	Calais Campbell	97	Brent Urban		
RUSH	99	Odafe Oweh	50	Justin Houston	4	Jason Pierre-Paul
MLB	56	Josh Byner	57	Kristian Welch		
WLB	6	Patrick Queen	40	Malik Harrison	53	Del'Shawn Phillips
SAM	50	Justin Houston	-or-	40	Malik Harrison	
CB	24	Marcus Peters	21	Brandon Stephens	<u>22</u>	<u>Damarion Williams</u>
SS	36	Chuck Clark	26	Geno Stone		
FS	32	Marcus Williams	<u>14</u>	<u>Kyle Hamilton</u>		
CB	44	Marlon Humphrey	<u>5</u>	<u>Jalyn Armour-Davis</u>		

## SPECIAL TEAMS

P	<u>11</u>	<u>Jordan Stout</u>				
K	9	Justin Tucker				
H	<u>11</u>	<u>Jordan Stout</u>				
LS	46	Nick Moore				
KOR	13	Devin Duvernay	43	Justice Hill		
PR	13	Devin Duvernay	3	James Proche II^	<u>22</u>	<u>Damarion Williams</u>

All Rookies Underlined

^ Missed Last Game w/ Injury

## PRONUNCIATIONS

**PLAYERS:** Jeremiah Attaochu (uh-TAH-chew); Tyler Badie (BAY-dee); Vince Biegel (BEE-gull); Calais Campbell (cuh-LAY-us); Devin Duvernay (DOO-ver-nay); Daniel Faalele (FAH-ah-LAY-lay); Charlie Kolar (KOH-ler); Justin Madubuike (mad-uh-BEE-kay); Patrick Mekari (muh-CARE-ee); David Ojabo (oh-JOBB-oh); Odafe Oweh (uh-DAH-fay, O-way); James Proche II (pro-SHAY); Kevon Seymour (KEE-von); Tylan Wallace (TIE-luhn); Ar'Darius Washington (ar-DARE-ee-us); **COACHES:** Joe D'Alessandris (dell-ah-SAN-dress); D'Anton Lynn (DANT-in); Craig Ver Steeg (ver-STEGG); T.J. Weist (WEEST)

## COACHING STAFF

<b>John Harbaugh</b> - Head Coach	<b>Zach Orr</b> - Inside Linebackers Coach
<b>Chris Horton</b> - Special Teams Coordinator	<b>Ryan Osborn</b> - Defensive Assistant
<b>Mike Macdonald</b> - Defensive Coordinator	<b>Jay Peterson</b> - Defensive Assistant
<b>Greg Roman</b> - Offensive Coordinator	<b>Matt Robinson</b> - Defensive Assistant
<b>Randy Brown</b> - Special Teams Coach	<b>Steve Saunders</b> - Head Strength & Conditioning Coach
<b>Joe D'Alessandris</b> - Offensive Line Coach	<b>Daniel Stern</b> - Offensive Assistant
<b>Mike Devlin</b> - Asst. Offensive Line Coach	<b>Travis Switzer</b> - Offensive Assistant
<b>Kerry Dixon</b> - Asst. Quarterbacks Coach	<b>James Urban</b> - Quarterbacks Coach
<b>George Godsey</b> - Tight Ends Coach	<b>Craig Ver Steeg</b> - Running Backs Coach
<b>Chris Hewitt</b> - Pass Game Coordinator / Secondary	<b>Anthony Weaver</b> - Asst. Head Coach / Defensive Line Coach
<b>Rob Leonard</b> - Outside Linebackers Coach	<b>T.J. Weist</b> - Special Teams Coach
<b>D'Anton Lynn</b> - Safeties Coach	<b>Keith Williams</b> - Pass Game Specialist
<b>Tea Martin</b> - Wide Receivers Coach	



# HOW THE RAVENS ARE BUILT

YEAR	DRAFTEES (34)	FREE AGENTS (25)	TRADES (3)	UDFA (14)
2012				K Justin Tucker (FA '12)
2015	TE Nick Boyle (5a)			
2016	T Ronnie Stanley (1)			
2017	CB Marlon Humphrey (1) OLB Tyus Bowser (2) $\Omega$ S Chuck Clark (6)			FB Patrick Ricard (FA '17)
2018	QB Lamar Jackson (1b) TE Mark Andrews (3b)			RB Gus Edwards (FA '18) $\Omega$
2019	RB Justice Hill (4a) G Ben Powers (4b)		CB Marcus Peters (TR LAR '19)	OL Patrick Mekari (FA '19)
2020	ILB Patrick Queen (1) RB J.K. Dobbins (2) DT Justin Madubuike (3a) WR Devin Duvernay (3b) LB Malik Harrison (3c) DT Broderick Washington (5) WR James Proche II (6) S Geno Stone (7)	LS Nick Moore (FA '20)	DE Calais Campbell (TR Jax. '20)	C/G Trystan Colon (FA '20) QB Tyler Huntley (FA '20) LB Kristian Welch (FA '20)
2021	WR Rashod Bateman (1a) OLB Odafe Oweh (1b) G Ben Cleveland (3a) DB Brandon Stephens (3b) WR Tylan Wallace (4) OLB Daelin Hayes (5b) *	ILB Josh Bynes (FA '21) OLB Justin Houston (FA '21) T Ja'Wuan James (FA '21) * G Kahlil McKenzie (FA '21) ^ CB Kevon Seymour (FA '21) ^ T David Sharpe (FA '21) ^ WR Binjimen Victor (FA '21) ^ G Kevin Zeitler (FA '21)	TE Josh Oliver (TR Jax. '21)	S Ar'Darius Washington (FA '21) ^
2022	S Kyle Hamilton (1a) C Tyler Linderbaum (1b) OLB David Ojabo (2) $\delta$ DT Travis Jones (3) T Daniel Faalele (4a) CB Jalyn Armour-Davis (4b) TE Charlie Kolar (4c) * P Jordan Stout (4d) TE Isaiah Likely (4e) CB Damarion Williams (4f) RB Tyler Badie (6) ^	OLB Jeremiah Attaochu (FA '22) ^ LB Vince Biegel (FA '22) * LB Brandon Copeland (FA '22) ^ RB Mike Davis (FA '22) RB Kenyan Drake (FA '22) CB Kyle Fuller (FA '22) * G Zack Johnson (FA '22) ^ FB/TE Ben Mason (FA '22) ^ OLB Steven Means (FA '22) * T Morgan Moses (UFA NYJ '22) LB Del'Shawn Phillips (FA '22) NT Michael Pierce (FA '22) OLB Jason Pierre-Paul (FA '22) WR Demarcus Robinson (FA '22) DE Brent Urban (FA '22) S Marcus Williams (UFA NO '22)		WR Slade Bolden (FA '22) * QB Anthony Brown (FA '22) ^ OLB Jeremiah Moon (FA '22) ^ DT Rayshad Nichols (FA '22) ^ ILB Josh Ross (FA '22) * WR Raleigh Webb (FA '22) ^

Key: \*Injured Reserve, ^Practice Squad, RFA = Rookie Free Agent, RSFA = Restricted Free Agent, TR = Trade, UFA = Unrestricted Free Agent,  $\delta$  = Reserve/NFI,  $\Omega$  = Reserve/PUP

# PARTICIPATION CHART

PLAYERS	@ NYJ	MIA	@ NE	BUF	CIN	@ NYG	CLE	@ TB	@ NO	CAR	@ JAX	DEN	@ PIT	@ CLE	ATL	PIT	@ CIN	GP	GS	DNP	IN
	9/11	9/18	9/25	10/2	10/9	10/16	10/23	10/27	11/7	11/20	11/27	12/4	12/11	12/18	12/24	1/1	1/8				
Mark Andrews	TE	TE	TE	-	-	-	-	-	-	-	-	-	-	-	-	-	-	3	3	0	0
Jalyn Armour-Davis	P	P	DB	-	-	-	-	-	-	-	-	-	-	-	-	-	-	3	1	0	0
Tyler Badie	PS	PS	PS	-	-	-	-	-	-	-	-	-	-	-	-	-	-	0	0	0	0
Rashod Bateman	WR	P	WR	-	-	-	-	-	-	-	-	-	-	-	-	-	-	3	2	0	0
Vince Biegel	IR	IR	IR	-	-	-	-	-	-	-	-	-	-	-	-	-	-	0	0	0	0
Slade Bolden	IR	IR	IR	-	-	-	-	-	-	-	-	-	-	-	-	-	-	0	0	0	0
Tyus Bowser	R/PUP	R/PUP	R/PUP	-	-	-	-	-	-	-	-	-	-	-	-	-	-	0	0	0	0
Nick Boyle	N	N	P	-	-	-	-	-	-	-	-	-	-	-	-	-	-	1	0	0	2
Anthony Brown	PS	PS	PS	-	-	-	-	-	-	-	-	-	-	-	-	-	-	0	0	0	0
Josh Bynes	MLB	MLB	MLB	-	-	-	-	-	-	-	-	-	-	-	-	-	-	3	3	0	0
Calais Campbell	DE	DE	DE	-	-	-	-	-	-	-	-	-	-	-	-	-	-	3	3	0	0
T.J. Carrie	NOT	PS	PS	-	-	-	-	-	-	-	-	-	-	-	-	-	-	0	0	0	0
Chuck Clark	SS	SS	SS	-	-	-	-	-	-	-	-	-	-	-	-	-	-	3	3	0	0
Ben Cleveland	P	P	P	-	-	-	-	-	-	-	-	-	-	-	-	-	-	3	0	0	0
Trystan Colon	P	X	X	-	-	-	-	-	-	-	-	-	-	-	-	-	-	1	0	2	0
Brandon Copeland	NOT	NOT	P	-	-	-	-	-	-	-	-	-	-	-	-	-	-	1	0	0	0
Mike Davis	P	P	P	-	-	-	-	-	-	-	-	-	-	-	-	-	-	3	0	0	0
J.K. Dobbins	N	N	RB	-	-	-	-	-	-	-	-	-	-	-	-	-	-	1	1	0	2
Kenyan Drake	RB	RB	I	-	-	-	-	-	-	-	-	-	-	-	-	-	-	2	2	0	0
Devin Duvernay	WR	WR	WR	-	-	-	-	-	-	-	-	-	-	-	-	-	-	3	3	0	0
Gus Edwards	R/PUP	R/PUP	R/PUP	-	-	-	-	-	-	-	-	-	-	-	-	-	-	0	0	0	0
Daniel Faalele	N	P	P	-	-	-	-	-	-	-	-	-	-	-	-	-	-	2	0	0	1
Kyler Fackrell	PS	PS	NOT	-	-	-	-	-	-	-	-	-	-	-	-	-	-	0	0	0	0
Kyle Fuller	CB	IR	IR	-	-	-	-	-	-	-	-	-	-	-	-	-	-	1	1	0	0
Kyle Hamilton	P	P	P	-	-	-	-	-	-	-	-	-	-	-	-	-	-	3	0	0	0
Malik Harrison	WLB	WLB	P	-	-	-	-	-	-	-	-	-	-	-	-	-	-	3	2	0	0
Daelin Hayes	IR	IR	IR	-	-	-	-	-	-	-	-	-	-	-	-	-	-	0	0	0	0
Justice Hill	P	P	P	-	-	-	-	-	-	-	-	-	-	-	-	-	-	3	0	0	0
Justin Houston	P	P	RUSH	-	-	-	-	-	-	-	-	-	-	-	-	-	-	3	1	0	0
Marlon Humphrey	CB	CB	CB	-	-	-	-	-	-	-	-	-	-	-	-	-	-	3	3	0	0
Tyler Huntley	X	X	X	-	-	-	-	-	-	-	-	-	-	-	-	-	-	0	0	3	0
Lamar Jackson	QB	QB	QB	-	-	-	-	-	-	-	-	-	-	-	-	-	-	3	3	0	0
Ja'Wuan James	LT	IR	IR	-	-	-	-	-	-	-	-	-	-	-	-	-	-	1	1	0	0
Travis Jones	N	N	P	-	-	-	-	-	-	-	-	-	-	-	-	-	-	1	0	0	2
Charlie Kolar	IR	IR	IR	-	-	-	-	-	-	-	-	-	-	-	-	-	-	0	0	0	0
Isaiah Likely	P	P	P	-	-	-	-	-	-	-	-	-	-	-	-	-	-	3	0	0	0
Tyler Linderbaum	C	C	C	-	-	-	-	-	-	-	-	-	-	-	-	-	-	3	3	0	0
Isaiah Mack	PS	PS	PS	-	-	-	-	-	-	-	-	-	-	-	-	-	-	0	0	0	0
Justin Madubuike	DT	DT	DT	-	-	-	-	-	-	-	-	-	-	-	-	-	-	3	3	0	0
Ben Mason	PS	PS	PS	-	-	-	-	-	-	-	-	-	-	-	-	-	-	0	0	0	0
Kahlil McKenzie	PS	PS	PS	-	-	-	-	-	-	-	-	-	-	-	-	-	-	0	0	0	0
Steven Means	P	P	IR	-	-	-	-	-	-	-	-	-	-	-	-	-	-	2	0	0	0
Patrick Mekari	P	LT	LT	-	-	-	-	-	-	-	-	-	-	-	-	-	-	3	2	0	0
Jeremiah Moon	PS	PS	PS	-	-	-	-	-	-	-	-	-	-	-	-	-	-	0	0	0	0
Nick Moore	P	P	P	-	-	-	-	-	-	-	-	-	-	-	-	-	-	3	0	0	0
Morgan Moses	RT	RT	RT	-	-	-	-	-	-	-	-	-	-	-	-	-	-	3	3	0	0
Rayshad Nichols	PS	PS	PS	-	-	-	-	-	-	-	-	-	-	-	-	-	-	0	0	0	0
David Ojabo	R/NFI	R/NFI	R/NFI	-	-	-	-	-	-	-	-	-	-	-	-	-	-	0	0	0	0
Josh Oliver	P	TE	P	-	-	-	-	-	-	-	-	-	-	-	-	-	-	3	1	0	0
Odafe Oweh	RUSH	RUSH	P	-	-	-	-	-	-	-	-	-	-	-	-	-	-	3	2	0	0
Marcus Peters	N	CB	CB	-	-	-	-	-	-	-	-	-	-	-	-	-	-	2	2	0	1
Del'Shawn Phillips	P	P	P	-	-	-	-	-	-	-	-	-	-	-	-	-	-	3	0	0	0
Michael Pierce	NT	NT	NT	-	-	-	-	-	-	-	-	-	-	-	-	-	-	3	3	0	0
Makai Polk	PS	PS	PS	-	-	-	-	-	-	-	-	-	-	-	-	-	-	0	0	0	0
Ben Powers	LG	LG	LG	-	-	-	-	-	-	-	-	-	-	-	-	-	-	3	3	0	0
James Proche II	P	N	N	-	-	-	-	-	-	-	-	-	-	-	-	-	-	1	0	0	2
Patrick Queen	WLB	WLB	WLB	-	-	-	-	-	-	-	-	-	-	-	-	-	-	3	3	0	0
Patrick Ricard	FB	FB	FB	-	-	-	-	-	-	-	-	-	-	-	-	-	-	3	3	0	0
Demarcus Robinson	P	P	P	-	-	-	-	-	-	-	-	-	-	-	-	-	-	3	0	0	0
Josh Ross	P	P	IR	-	-	-	-	-	-	-	-	-	-	-	-	-	-	2	0	0	0
Kevon Seymour	PS	PS	PS	-	-	-	-	-	-	-	-	-	-	-	-	-	-	0	0	0	0
David Sharpe	PS	PS	PS	-	-	-	-	-	-	-	-	-	-	-	-	-	-	0	0	0	0
Ronnie Stanley	N	N	N	-	-	-	-	-	-	-	-	-	-	-	-	-	-	0	0	0	3
Brandon Stephens	P	N	P	-	-	-	-	-	-	-	-	-	-	-	-	-	-	2	0	0	1
Geno Stone	P	P	P	-	-	-	-	-	-	-	-	-	-	-	-	-	-	3	0	0	0
Jordan Stout	P	P	P	-	-	-	-	-	-	-	-	-	-	-	-	-	-	3	0	0	0
Justin Tucker	P	P	P	-	-	-	-	-	-	-	-	-	-	-	-	-	-	3	0	0	0
Brent Urban	P	P	N	-	-	-	-	-	-	-	-	-	-	-	-	-	-	2	0	0	1
Binjimen Victor	PS	PS	PS	-	-	-	-	-	-	-	-	-	-	-	-	-	-	0	0	0	0
Tylan Wallace	P	P	P	-	-	-	-	-	-	-	-	-	-	-	-	-	-	3	0	0	0
Ar'Darius Washington	PS	PS	PS	-	-	-	-	-	-	-	-	-	-	-	-	-	-	0	0	0	0
Broderick Washington	P	P	P	-	-	-	-	-	-	-	-	-	-	-	-	-	-	3	0	0	0
Raleigh Webb	PS	P	P	-	-	-	-	-	-	-	-	-	-	-	-	-	-	2	0	0	0
Kristian Welch	P	P	P	-	-	-	-	-	-	-	-	-	-	-	-	-	-	3	0	0	0
Damarion Williams	P	P	P	-	-	-	-	-	-	-	-	-	-	-	-	-	-	3	0	0	0
Marcus Williams	FS	FS	FS	-	-	-	-	-	-	-	-	-	-	-	-	-	-	3	3	0	0
Daryl Worley	PS	P	N	-	-	-	-	-	-	-	-	-	-	-	-	-	-	1	0	0	1
Kevin Zeitler	RG	RG	RG	-	-	-	-	-	-	-	-	-	-	-	-	-	-	3	3	0	0

**LEGEND:**  
 Bold=Starters, P=Player was a substitution, N=On Inactive List, X=Did Not Play (Non-injury), IR=Injured Reserve, PS=Practice Squad, R/NFI=Reserve/NFIN, R/PUP=Reserved/PUP, NOT=Not on Roster, I=Inactive



# GAME-BY-GAME STARTERS

OFFENSE												
DATE	OPPONENT	WR	WR	LT	LG	C	RG	RT	TE	QB	FB	RB
9/11	at N.Y. Jets	Rashod Bateman	Devin Duvernay	Ja'Wuan James	Ben Powers	<u>Tyler Linderbaum</u>	Kevin Zeitler	Morgan Moses	Mark Andrews	Lamar Jackson	Patrick Ricard	Kenyan Drake
9/18	Miami	--	Devin Duvernay	Patrick Mekari	Ben Powers	<u>Tyler Linderbaum</u>	Kevin Zeitler	Morgan Moses	Mark Andrews/ Josh Oliver	Lamar Jackson	Patrick Ricard	Kenyan Drake
9/25	at New England	Rashod Bateman	Devin Duvernay	Patrick Mekari	Ben Powers	<u>Tyler Linderbaum</u>	Kevin Zeitler	Morgan Moses	Mark Andrews	Lamar Jackson	Patrick Ricard	J.K. Dobbins
10/2	Buffalo	--	--	--	--	--	--	--	--	--	--	--
10/9	Cincinnati	--	--	--	--	--	--	--	--	--	--	--
10/16	at N.Y. Giants	--	--	--	--	--	--	--	--	--	--	--
10/23	Cleveland	--	--	--	--	--	--	--	--	--	--	--
10/27	at Tampa Bay	--	--	--	--	--	--	--	--	--	--	--
11/7	at New Orleans	--	--	--	--	--	--	--	--	--	--	--
11/20	Carolina	--	--	--	--	--	--	--	--	--	--	--
11/27	at Jacksonville	--	--	--	--	--	--	--	--	--	--	--
12/4	Denver	--	--	--	--	--	--	--	--	--	--	--
12/11	at Pittsburgh	--	--	--	--	--	--	--	--	--	--	--
12/18	at Cleveland	--	--	--	--	--	--	--	--	--	--	--
12/24	Atlanta	--	--	--	--	--	--	--	--	--	--	--
1/1	Pittsburgh	--	--	--	--	--	--	--	--	--	--	--
1/8	at Cincinnati	--	--	--	--	--	--	--	--	--	--	--

DEFENSE													
DATE	OPPONENT	DT	NT	DE	RUSH	MLB	WLB	SAM	CB	SS	FS	CB	DB
9/11	at N.Y. Jets	Justin Madubuike	Michael Pierce	Calais Campbell	Odafe Oweh	Josh Bynes	Patrick Queen	Malik Harrison	Kyle Fuller	Chuck Clark	Marcus Williams	Marlon Humphrey	--
9/18	Miami	Justin Madubuike	Michael Pierce	Calais Campbell	Odafe Oweh	Josh Bynes	Patrick Queen	Malik Harrison	Marcus Peters	Chuck Clark	Marcus Williams	Marlon Humphrey	--
9/25	at New England	Justin Madubuike	Michael Pierce	Calais Campbell	Justin Houston	Josh Bynes	Patrick Queen	--	Marcus Peters	Chuck Clark	Marcus Williams	Marlon Humphrey	<u>Jalyn Armour-Davis</u>
10/2	Buffalo	--	--	--	--	--	--	--	--	--	--	--	--
10/9	Cincinnati	--	--	--	--	--	--	--	--	--	--	--	--
10/16	at N.Y. Giants	--	--	--	--	--	--	--	--	--	--	--	--
10/23	Cleveland	--	--	--	--	--	--	--	--	--	--	--	--
10/27	at Tampa Bay	--	--	--	--	--	--	--	--	--	--	--	--
11/7	at New Orleans	--	--	--	--	--	--	--	--	--	--	--	--
11/20	Carolina	--	--	--	--	--	--	--	--	--	--	--	--
11/27	at Jacksonville	--	--	--	--	--	--	--	--	--	--	--	--
12/4	Denver	--	--	--	--	--	--	--	--	--	--	--	--
12/11	at Pittsburgh	--	--	--	--	--	--	--	--	--	--	--	--
12/18	at Cleveland	--	--	--	--	--	--	--	--	--	--	--	--
12/24	Atlanta	--	--	--	--	--	--	--	--	--	--	--	--
1/1	Pittsburgh	--	--	--	--	--	--	--	--	--	--	--	--
1/8	at Cincinnati	--	--	--	--	--	--	--	--	--	--	--	--

Rookies underlined.

# 2022 TRANSACTIONS

DATE	POS.	PLAYER	TRANSACTION
1/1	OLB	Daelin Hayes	Placed on Injured Reserve
1/1	CB	Robert Jackson	Activated from practice squad (COVID-19 replacement)
1/1	S	Tony Jefferson II	Activated from practice squad (standard elevation)
1/1	T	Jaryd Jones-Smith	Activated from practice squad (standard elevation)
1/1	T	David Sharpe	Signed from the practice squad to the active roster
1/1	DB	Mazzi Wilkins	Placed on Practice Squad/COVID-19
1/4	TE	Josh Oliver	Placed on Exempt/COVID-19, then reverted to the active roster on 1/6
1/4	RB	Jacques Patrick	Signed to practice squad
1/4	CB	Kevin Toliver II	Activated off Practice Squad/COVID-19
1/6	TE	Nick Boyle	Placed on Reserve/COVID-19
1/6	RB	Justice Hill	Activated off Reserve/COVID-19
1/6	FB/DL	Patrick Ricard	Placed on Injured Reserve
1/6	S	Ar'Darius Washington	Activated off Reserve/COVID-19
1/6	FB/DL	Patrick Ricard	Placed on Reserve/COVID-19
1/8	S	Tony Jefferson II	Signed from the practice squad to the active roster
1/8	T	Jaryd Jones-Smith	Activated from practice squad (COVID-19 replacement)
1/8	NT	Isaiah Mack	Activated from practice squad (standard elevation)
1/8	TE	Tony Poljan	Activated from practice squad (standard elevation)
1/10	CB	Robert Jackson	Signed to Reserve/Future contract
1/10	T	Jaryd Jones-Smith	Signed to Reserve/Future contract
1/10	G/DT	Kahlil McKenzie	Signed to Reserve/Future contract
1/10	WR	Jaylon Moore	Signed to Reserve/Future contract
1/10	C	Jimmy Murray	Signed to Reserve/Future contract
1/10	TE	Tony Poljan	Re-signed to Reserve/Future contract
1/10	CB	Kevin Toliver II	Re-signed to Reserve/Future contract
1/10	WR	Binjimen Victor	Re-signed to Reserve/Future contract
1/13	NT	Isaiah Mack	Re-signed to Reserve/Future contract
1/17	DB	Kevon Seymour	Re-signed
1/18	RB	Nate McCrary	Re-signed to Reserve/Future contract
1/21	FB/TE	Ben Mason	Signed to Reserve/Future contract
2/25	S	Tony Jefferson II	Re-signed
3/9	CB	Tavon Young	Terminated the contract of vested veteran
3/17	S	Marcus Williams	Signed unrestricted free agent
3/17	T	Morgan Moses	Signed unrestricted free agent
3/23	DT	Michael Pierce	Signed free agent
3/24	FB/DL	Patrick Ricard	Re-signed to a three-year contract extension
4/13	ILB	Josh Byrnes	Re-signed
4/14	DT	Calais Campbell	Re-signed
4/18	WR	Miles Boykin	Released
4/18	C/G	Trystan Colon	Re-signed exclusive rights free agent
4/18	QB	Tyler Huntley	Re-signed exclusive rights free agent
4/18	LS	Nick Moore	Re-signed exclusive rights free agent
4/18	LB	Kristian Welch	Re-signed exclusive rights free agent
4/28	WR	Marquise Brown	Traded to the Arizona Cardinals in exchange for the 23rd overall selection in the 2022 NFL Draft
5/6	RB	Tyler Badie	Signed 2022 draft choice
5/6	WR	Slade Bolden	Signed undrafted rookie free agent
5/6	WR	Shemar Bridges	Signed undrafted rookie free agent
5/6	QB	Anthony Brown	Signed undrafted rookie free agent
5/6	WR	Trevon Clark	Signed undrafted rookie free agent
5/6	T	Aron Johnson	Signed undrafted rookie free agent
5/6	ILB	Zakoby McClain	Signed undrafted rookie free agent
5/6	OLB	Jeremiah Moon	Signed undrafted rookie free agent
5/6	DT	Rayshad Nichols	Signed undrafted rookie free agent
5/6	RB	Ricky Person	Signed undrafted rookie free agent
5/6	WR	Makai Polk	Signed undrafted rookie free agent
5/6	ILB	Josh Ross	Signed undrafted rookie free agent
5/6	CB	David Vereen	Signed undrafted rookie free agent
5/6	WR	Raleigh Webb	Signed undrafted rookie free agent
5/6	OLB	Chuck Wiley	Signed undrafted rookie free agent
5/6	CB	Denzel Williams	Signed undrafted rookie free agent
5/6	WR	Devon Williams	Signed undrafted rookie free agent
5/10	RB	Mike Davis	Signed
5/11	DT	Xavier Kelly	Waived
5/16	LB	Vince Biegel	Signed
5/20	DT	Travis Jones	Signed 2022 draft choice
5/23	ILB	Diego Fagot	Signed undrafted rookie free agent
5/23	DL	Brent Urban	Signed
5/24	S	Chris Moore	Waived
5/26	QB	Brett Hundley	Signed
5/31	CB	Kyle Fuller	Signed
5/31	T	Aron Johnson	Waived
5/31	CB	Kevin Toliver II	Waived
6/2	C	Tyler Linderbaum	Signed 2022 draft choice
6/6	TE	Isaiah Likely	Signed 2022 draft choice
6/7	S	Kyle Hamilton	Signed 2022 draft choice
6/7	CB	Damarion Williams	Signed 2022 draft choice
6/9	TE	Charlie Kolar	Signed 2022 draft choice
6/13	P	Jordan Stout	Signed 2022 draft choice
6/14	DE	Derek Wolfe	Terminated the contract of vested veteran (injury settlement)
6/17	OLB	Steven Means	Signed
7/12	OLB	Justin Houston	Re-signed
7/21	T	David Sharpe	Signed
7/23	CB	Iman Marshall	Waived
7/26	RB	Corey Clement	Signed
7/27	G	Ben Cleveland	Placed on the Reserve/Non-Football Injury (NFI) list
7/27	WR	Bailey Gaither	Signed
8/2	WR	Trevon Clark	Waived
8/2	OLB	David Ojabo	Signed 2022 draft choice

8/8	LB	Vince Biegel	Placed on Injured Reserve
8/8	K	Justin Tucker	Re-signed to a four-year contract extension
8/8	CB	Daryl Worley	Signed
8/12	OLB	Trent Harris	Signed
8/12	CB	Denzel Williams	Waived
8/12	WR	Devon Williams	Waived
8/15	RB	Corey Clement	Waived
8/15	CB	Robert Jackson	Waived
8/16	OLB	Trent Harris	Placed on Injured Reserve
8/16	QB	Brett Hundley	Terminated the contract of vested veteran
8/23	WR	Slade Bolden	Waived (injured)
8/23	RB	Gus Edwards	Placed on the Reserve/Physically Unable to Perform (PUP) list
8/23	ILB	Diego Fagot	Waived
8/23	WR	Bailey Gaither	Waived
8/23	T	Jaryd Jones-Smith	Waived
8/23	WR	Jaylon Moore	Waived
8/23	WR	Demarcus Robinson	Signed
8/25	OLB	Trent Harris	Placed on Injured Reserved, who later reached an injury settlement on 8/25
8/26	OLB	Tyus Bowser	Placed on the Reserve/Physically Unable to Perform (PUP) list
8/26	P	Cameron Dicker	Signed
8/29	P	Cameron Dicker	Waived
8/29	C	Jimmy Murray	Waived
8/30	RB	Tyler Badie	Waived
8/30	WR	Shemar Bridges	Waived (injured), who reached an injury settlement on 9/5
8/30	QB	Anthony Brown	Waived
8/30	OLB	Daelin Hayes	Waived (injured), who reverted to Injured Reserve on 8/31
8/30	S	Tony Jefferson II	Terminated the contract of vested veteran
8/30	NT	Isaiah Mack	Waived
8/30	FB/TE	Ben Mason	Waived
8/30	ILB	Zakoby McClain	Waived
8/30	RB	Nate McCrary	Waived
8/30	G/DT	Kahlil McKenzie	Terminated the contract of vested veteran
8/30	OLB	Steven Means	Terminated the contract of vested veteran
8/30	OLB	Jeremiah Moon	Waived
8/30	DT	Rayshad Nichols	Waived
8/30	TE	Tony Poljan	Waived
8/30	WR	Makai Polk	Waived
8/30	DB	Kevon Seymour	Terminated the contract of vested veteran
8/30	T	David Sharpe	Terminated the contract of vested veteran
8/30	DE	Brent Urban	Terminated the contract of vested veteran
8/30	CB	David Vereen	Waived
8/30	WR	Binjimen Victor	Waived
8/30	S	Ar'Darius Washington	Waived
8/30	WR	Raleigh Webb	Waived
8/30	OLB	Chuck Wiley	Waived
8/30	CB	Daryl Worley	Terminated the contract of vested veteran
8/31	RB	Tyler Badie	Signed to practice squad
8/31	QB	Anthony Brown	Signed to practice squad
8/31	DT	Aaron Crawford	Waived (injury settlement)
8/31	RB	Kenyan Drake	Signed
8/31	TE	Charlie Kolar	Placed on Injured Reserve
8/31	NT	Isaiah Mack	Signed to practice squad
8/31	G/DT	Kahlil McKenzie	Signed to practice squad
8/31	OLB	Steven Means	Signed to practice squad
8/31	OLB	Jeremiah Moon	Signed to practice squad
8/31	DL	Rayshad Nichols	Signed to practice squad
8/31	OLB	David Ojabo	Placed on the Reserve/Non-Football Injury (NFI) list
8/31	OLB	Del'Shawn Phillips	Signed
8/31	G/T	Tyre Phillips	Waived
8/31	WR	Makai Polk	Signed to practice squad
8/31	DB	Kevon Seymour	Signed to practice squad
8/31	T	David Sharpe	Signed to practice squad
8/31	DE	Brent Urban	Re-signed
8/31	WR	Binjimen Victor	Signed to practice squad
8/31	S	Ar'Darius Washington	Signed to practice squad
8/31	WR	Raleigh Webb	Signed to practice squad
8/31	CB	Daryl Worley	Signed to practice squad
8/31	FB/TE	Ben Mason	Signed to practice squad
9/7	LB	Kyler Fackrell	Signed to practice squad
9/10	OLB	Steven Means	Activated from practice squad (standard elevation)
9/13	CB	Kyle Fuller	Placed on Injured Reserve
9/13	T	Ja'Wuan James	Placed on Injured Reserve
9/14	CB	T.J. Carrie	Signed to practice squad
9/14	OLB	Steven Means	Signed from the practice squad to the active roster
9/17	WR	Raleigh Webb	Activated from practice squad (standard elevation)
9/17	CB	Daryl Worley	Signed from the practice squad to the active roster
9/19	LB	Kyler Fackrell	Terminated from practice squad
9/19	OLB	Steven Means	Placed on Injured Reserve
9/19	LB	Josh Ross	Placed on Injured Reserve
9/21	LB	Brandon Copeland	Signed to practice squad
9/24	LB	Brandon Copeland	Activated from practice squad (standard elevation)
9/24	WR	Raleigh Webb	Activated from practice squad (standard elevation)
9/26	OLB	Jeremiah Attaochu	Signed to practice squad
9/26	OLB	Jason Pierre-Paul	Signed free agent
9/27	CB	T.J. Carrie	Terminated from the practice squad
9/27	G	Zack Johnson	Signed to practice squad
9/27	WR	Makai Polk	Terminated from practice squad
9/27	CB	Daryl Worley	Terminated the contract of vested veteran





# 2022 STATISTICS

WON 2, LOST 1				HEAD COACH: JOHN HARBAUGH	
09/11	W	24-9	at N.Y. Jets	78,827	
09/18	L	38-42	Miami	70,582	
09/25	W	37-26	at New England	65,878	

TEAM STATISTICS	BAL	OPP.
<b>FIRST DOWNS</b>	<b>55</b>	<b>73</b>
Rushing	18	18
Passing	32	52
Penalty	5	3
Third Down-Made/Att	13/34	11/34
Third Down Efficiency	38.2%	32.4%
Fourth Down-Made/Att	1/3	6/8
Fourth Down Efficiency	33.3%	75.0%
<b>TOTAL NET YARDS</b>	<b>1,141</b>	<b>1,374</b>
Avg. Per Game	380.3	458.0
Total Plays	166	211
Avg. Per Play	6.9	6.5
<b>NET YARDS RUSHING</b>	<b>406</b>	<b>314</b>
Avg. Per Game	135.3	104.7
Total Rushes	72	63
Avg. Per Rush	5.6	5.0
<b>NET YARDS PASSING</b>	<b>735</b>	<b>1,060</b>
Avg. Per Game	245.0	353.3
Sacked/Yards Lost	6/14	7/39
Gross Yards	749	1,099
Attempts/Completions	88/56	141/95
Pct. of Completion	63.6%	67.4%
Had Intercepted	2	6
<b>PUNTS/AVERAGE</b>	<b>11/45.9</b>	<b>10/43.5</b>
Net Punting Average	39.5	35.8
<b>PUNT RETURN/AVG.</b>	<b>5/15.4</b>	<b>5/10.2</b>
<b>KICKOFF RETURN/AVG.</b>	<b>2/64.0</b>	<b>5/22.2</b>
<b>INTERCEPTION RETURN/AVG.</b>	<b>6/6.8</b>	<b>2/7.5</b>
<b>PENALTIES/YARDS</b>	<b>8/44</b>	<b>17/148</b>
<b>FUMBLES/BALL LOST</b>	<b>3/1</b>	<b>5/2</b>
<b>TOUCHDOWNS</b>	<b>13</b>	<b>10</b>
Rushing	2	3
Passing	10	7
Returns	1	0
<b>EXTRA POINTS/ATTEMPTS</b>	<b>12/13</b>	<b>8/9</b>
<b>TWO POINT CONVERSION/ATT.</b>	<b>0/0</b>	<b>0/1</b>
<b>FIELD GOALS/ATTEMPTS</b>	<b>3/3</b>	<b>3/4</b>
<b>AVG. TIME OF POSSESSION</b>	<b>27:47</b>	<b>32:13</b>

* SCORE BY PERIODS	Q1	Q2	Q3	Q4	OT	PTS
TEAM	17	35	38	9	0	99
OPPONENTS	0	23	14	40	0	77

SCORING	TD	RU	PA	RT	K-PAT	FG	2PT	S	PTS
D. Duvernay	4	0	3	1	0/0	0/0	0	0	24
J. Tucker	0	0	0	0	12/13	3/3	0	0	21
M. Andrews	3	0	3	0	0/0	0/0	0	0	18
R. Bateman	2	0	2	0	0/0	0/0	0	0	12
L. Jackson	2	2	0	0	0/0	0/0	0	0	12
J. Oliver	1	0	1	0	0/0	0/0	0	0	6
D. Robinson	1	0	1	0	0/0	0/0	0	0	6
<b>TEAM</b>	<b>13</b>	<b>2</b>	<b>10</b>	<b>1</b>	<b>12/13</b>	<b>3/3</b>	<b>0</b>	<b>0</b>	<b>99</b>
<b>OPPONENTS</b>	<b>10</b>	<b>3</b>	<b>7</b>	<b>0</b>	<b>8/9</b>	<b>3/4</b>	<b>0</b>	<b>0</b>	<b>77</b>

SACKS: J. Houston 2.0, J. Madubuike 1.5, P. Queen 1.5, C. Campbell 1.0, B. Copeland 1.0, (group) 0.0, TM 7.0, OPP 6.0

* PASSING	ATT	CMP	YDS	CMP%	YDS/ATT	TD	TD%	INT	INT%	LONG	SACK/LOST	RATING
L. Jackson	88	56	749	63.6	8.5	10	11.4	2	2.3	75t	6/14	119.0
<b>TEAM</b>	<b>88</b>	<b>56</b>	<b>749</b>	<b>63.6</b>	<b>8.5</b>	<b>10</b>	<b>11.4</b>	<b>2</b>	<b>2.3</b>	<b>75t</b>	<b>6.0/14</b>	<b>119.0</b>
<b>OPPONENTS</b>	<b>141</b>	<b>95</b>	<b>1,099</b>	<b>67.4</b>	<b>7.8</b>	<b>7</b>	<b>5.0</b>	<b>6</b>	<b>4.3</b>	<b>60t</b>	<b>7.0/39</b>	<b>89.5</b>

* RUSHING	NO.	YDS	AVG	LONG	TD
L. Jackson	26	243	9.3	79t	2
J. Hill	11	80	7.3	34	0
K. Drake	17	39	2.3	8	0
J. Dobbins	7	23	3.3	5	0
M. Davis	7	15	2.1	10	0
P. Ricard	1	5	5.0	5	0
M. Andrews	1	3	3.0	3	0
D. Duvernay	2	-2	-1.0	2	0
<b>TEAM</b>	<b>72</b>	<b>406</b>	<b>5.6</b>	<b>79t</b>	<b>2</b>
<b>OPPONENTS</b>	<b>63</b>	<b>314</b>	<b>5.0</b>	<b>28</b>	<b>3</b>

* RECEIVING	TAR	NO.	YDS	AVG	LONG	TD
M. Andrews	31	22	245	11.0	25	3
R. Bateman	16	8	226	28.0	75t	2
D. Duvernay	8	8	121	15.0	26	3
I. Likely	11	5	51	10.0	34	0
D. Robinson	7	3	31	10.0	12t	1
J. Dobbins	2	2	17	8.0	11	0
J. Hill	2	2	7	3.0	5	0
J. Oliver	2	2	8	4.0	7	1
P. Ricard	2	2	19	9.0	12	0
K. Drake	1	1	15	15.0	15	0
T. Wallace	3	1	9	9.0	9	0
<b>TEAM</b>	<b>85</b>	<b>56</b>	<b>749</b>	<b>13.4</b>	<b>75t</b>	<b>10</b>
<b>OPPONENTS</b>	<b>139</b>	<b>95</b>	<b>1,099</b>	<b>11.6</b>	<b>60t</b>	<b>7</b>

* INTERCEPTIONS	NO.	YDS	AVG	LONG	TD
M. Williams	3	33	11.0	33	0
M. Peters	1	8	8.0	8	0
M. Humphrey	1	0	0.0	0	0
J. Bynes	1	0	0.0	0	0
<b>TEAM</b>	<b>6</b>	<b>41</b>	<b>6.8</b>	<b>33</b>	<b>0</b>
<b>OPPONENTS</b>	<b>2</b>	<b>15</b>	<b>7.5</b>	<b>15</b>	<b>0</b>

* OFFENSIVE FUMBLES	FUM	LST	REC	TD
R. Bateman	1	1	0	0
L. Jackson	1	0	0	0
M. Davis	1	0	2	0
<b>TEAM</b>	<b>3</b>	<b>1</b>	<b>2</b>	<b>0</b>
<b>OPPONENTS</b>	<b>5</b>	<b>2</b>	<b>2</b>	<b>0</b>

* PUNTING	NO.	YDS	AVG	NET	TB	IN	LG	B
J. Stout	11	505	45.9	39.5	1	4	64	0
<b>TEAM</b>	<b>11</b>	<b>505</b>	<b>45.9</b>	<b>39.5</b>	<b>1</b>	<b>4</b>	<b>64</b>	<b>0</b>
<b>OPPONENTS</b>	<b>10</b>	<b>435</b>	<b>43.5</b>	<b>35.8</b>	<b>0</b>	<b>3</b>	<b>56</b>	<b>0</b>

* PUNT RETURNS	RET	FC	YDS	AVG	LONG	TD
D. Duvernay	5	2	77	15.4	43	0
<b>TEAM</b>	<b>5</b>	<b>2</b>	<b>77</b>	<b>15.4</b>	<b>43</b>	<b>0</b>
<b>OPPONENTS</b>	<b>5</b>	<b>3</b>	<b>51</b>	<b>10.2</b>	<b>17</b>	<b>0</b>

* KICKOFF RETURNS	NO.	YDS	AVG	LONG	TD
D. Duvernay	2	128	64.0	103t	1
<b>TEAM</b>	<b>2</b>	<b>128</b>	<b>64.0</b>	<b>103t</b>	<b>1</b>
<b>OPPONENTS</b>	<b>5</b>	<b>111</b>	<b>22.2</b>	<b>26</b>	<b>0</b>

* FIELD GOALS	1-19	20-29	30-39	40-49	50+
J. Tucker	0/0	1/1	0/0	0/0	2/2
<b>TEAM</b>	<b>0/0</b>	<b>1/1</b>	<b>0/0</b>	<b>0/0</b>	<b>2/2</b>
<b>OPPONENTS</b>	<b>0/0</b>	<b>0/0</b>	<b>1/1</b>	<b>1/2</b>	<b>1/1</b>

J. Tucker: (24G) (51G) (56G)

OPP: (45WL, 45G) (35G, 50G)

2-Pt Conv: TM 0-0, OPP 0-2

# 2022 DEFENSIVE STATISTICS

## 2022 REGULAR SEASON BALTIMORE RAVENS DEFENSIVE STATS (THROUGH WEEK 3)

PLAYER	TOTAL	TKL.	ASST	TFL	SACKS/YDS.	QBH	FR	FF	INT./YDS.	PD
Williams, Marcus	27	21	6	1	0.0/0.0	0	0	0	3/33	4
Clark, Chuck	22	15	7	0	0.0/0.0	0	0	1	0/0	0
Humphrey, Marlon	19	14	5	0	0.0/0.0	1	1	0	1/0	1
Queen, Patrick	19	13	6	1	1.5/9.5	4	0	0	0/0	1
Bynes, Josh	12	10	2	0	0.0/0.0	0	0	0	1/0	1
Campbell, Calais	10	4	6	1	1.0/1.0	2	0	0	0/0	0
Madubuike, Justin	10	5	5	3	1.5/7.5	3	0	0	0/0	0
Oweh, Odafe	10	8	2	1	0.0/0.0	0	0	0	0/0	0
Hamilton, Kyle	9	6	3	0	0.0/0.0	0	0	1	0/0	1
Harrison, Malik	7	4	3	0	0.0/0.0	0	0	0	0/0	0
Houston, Justin	6	4	2	2	2.0/14.0	3	0	0	0/0	0
Pierce, Michael	6	4	2	0	0.0/0.0	1	0	1	0/0	0
Washington, Broderick	6	5	1	1	0.0/0.0	1	0	0	0/0	1
Armour-Davis, Jalyn	5	3	2	1	0.0/0.0	0	0	0	0/0	1
Peters, Marcus	5	4	1	0	0.0/0.0	0	1	1	1/8	2
Williams, Damarion	5	4	1	0	0.0/0.0	0	0	0	0/0	2
Fuller, Kyle	3	3	0	0	0.0/0.0	0	0	0	0/0	0
Stephens, Brandon	3	2	1	0	0.0/0.0	0	0	0	0/0	3
Copeland, Brandon	1	1	0	1	1.0/7.0	1	0	0	0/0	0
Means, Steven	1	1	0	0	0.0/0.0	0	0	0	0/0	0
Stone, Geno	1	0	1	0	0.0/0.0	0	0	0	0/0	0
(group)	--	--	--	--	0.0/0.0	--	--	--	--/--	--
<b>TOTALS</b>	<b>187</b>	<b>131</b>	<b>56</b>	<b>12</b>	<b>7.0/39.0</b>	<b>16</b>	<b>2</b>	<b>4</b>	<b>6/41</b>	<b>17</b>

ASST=Assist, TFL=Tackle for a Loss, Int.=Interception, FR=Fumble Recovery, FF=Forced Fumble, PD=Pass Defense

### 2022 RAVENS SPECIAL TEAMS

POS.	PLAYER	TTL.	SOLO	ASST.
RB	Hill, Justice	2	2	0
LB	Phillips, Del'Shawn	2	2	0
ILB	Ross, Josh	2	1	1
S	Stone, Geno	2	1	1
CB	Armour-Davis, Jalyn	1	1	0
S	Hamilton, Kyle	1	0	1
LS	Moore, Nick	1	1	0
WR	Webb, Raleigh	1	0	1
CB	Williams, Damarion	1	0	1
<b>TOTALS</b>		<b>13</b>	<b>8</b>	<b>5</b>

### DEFENSIVE STATS BY RANK

SACKS		INTERCEPTIONS		TACKLES FOR LOSS		PASSES DEFENSED		QBH	
PLAYER	NO.	PLAYER	NO.	PLAYER	NO.	PLAYER	NO.	PLAYER	NO.
Houston, Justin	2.0	Williams, Marcus	3	Madubuike, Justin	3	Williams, Marcus	4	Queen, Patrick	4
Madubuike, Justin	1.5	Bynes, Josh	1	Houston, Justin	2	Stephens, Brandon	3	Houston, Justin	3
Queen, Patrick	1.5	Humphrey, Marlon	1	Armour-Davis, Jalyn	1	Peters, Marcus	2	Madubuike, Justin	3
Campbell, Calais	1.0	Peters, Marcus	1	Campbell, Calais	1	Williams, Damarion	2	Campbell, Calais	2
Copeland, Brandon	1.0			Copeland, Brandon	1	Armour-Davis, Jalyn	1	Copeland, Brandon	1
				Oweh, Odafe	1	Bynes, Josh	1	Humphrey, Marlon	1
				Queen, Patrick	1	Hamilton, Kyle	1	Pierce, Michael	1
				Washington, Broderick	1	Humphrey, Marlon	1	Washington, Broderick	1
				Williams, Marcus	1	Queen, Patrick	1		
						Washington, Broderick	1		

### FORCED FUMBLES

### FUMBLE RECOVERIES

PLAYER	NO.	PLAYER	NO.
Clark, Chuck	1	Humphrey, Marlon	1
Hamilton, Kyle	1	Peters, Marcus	1
Peters, Marcus	1		
Pierce, Michael	1		



# GAME-BY-GAME OFFENSE

2022 REGULAR SEASON RAVENS GAME-BY-GAME OFFENSE																		
	09/11	09/18	09/25	10/02	10/09	10/16	10/23	10/27	11/07	11/20	11/27	12/04	12/11	12/18	12/24	01/01	01/08	Totals
	@ NYJ	MIA	@ NE	BUF	CIN	@ NYG	CLE	@ TB	@ NO	CAR	JAX	DEN	@ PIT	@ CLE	ATL	PIT	@ CIN	
<b>FIRST DOWNS</b>																		
Total	13	23	19															55
Rushing	4	6	8															18
Passing	8	13	11															32
Penalty	1	4	0															5
<b>THIRD DOWNS</b>																		
Attempts	13	10	11															34
Converted	5	3	5															13
Percentage	38.5%	30.0%	45.5%															38.2%
<b>FOURTH DOWNS</b>																		
Attempts	0	3	0															3
Converted	0	1	0															1
Percentage	0	33.3%	0															33.3%
<b>TOT. OFFENSE</b>																		
Net Yards	274	473	394															1,141
Plays	53	54	59															166
Avg./Play	5.2	8.8	6.7															6.9
<b>RUSHING</b>																		
Net Yards	63	155	188															406
Rush. Att.	21	25	26															72
Avg./Att.	3.0	6.2	7.2															5.6
<b>PASSING</b>																		
Net Yards	211	318	206															735
Attempts	30	29	29															88
Completions	17	21	18															56
Completion Pct	56.7%	72.4%	62.1%															63.6%
Avg. Gain Per Pass Play	6.6	11.0	6.2															7.8
Intercepted	1	0	1															2
Gross Yards	213	318	218															749
Sacked	2.0	0.0	4.0															6.0
Yards Lost	2	0	12															14
<b>PENALTIES</b>																		
Number	5	1	2															8
Yards	29	5	10															44
<b>FUMBLES</b>																		
Number	1	1	1															3
Lost	0	0	1															1
<b>PUNTING</b>																		
Yards	291	81	133															505
Punts	6	2	3															11
Net Avg.	40.2	36.5	40.0															39.5
Gross Avg.	48.5	40.5	44.3															45.9
Touchbacks	1	0	0															1
Punts Blocked	0	0	0															0
Punt Returns	2	1	2															5
Punt Return Yards	17	5	55															77
Punt Return Avg.	8.5	5.0	27.5															15.4
Inside 20	3	0	1															4
Fair Catches	2	0	0															2
<b>SCORING</b>																		
Points	24	38	37															99
Q1	3	7	7															17
Q2	7	21	7															35
Q3	14	7	17															38
Q4	0	3	6															9
OT	0	0	0															0
TD Rushing	0	1	1															2
TD Passing	3	3	4															10
TD KO Returns	0	1	0															1
TD Punt Returns	0	0	0															0
TD Sp. Teams	0	0	0															0
TD Def. Returns	0	0	0															0
Total TDs	3	5	5															13
PAT Attempts	3	5	5															13
PAT Made	3	5	4															12
FG Attempts	1	1	1															3
FG Made	1	1	1															3
Safety	0	0	0															0
2-Pt Attempts	0	0	0															0
2-Pt Made	0	0	0															0
Time of Possession	27:30	25:13	30:36															83:19
<b>KICKOFFS</b>																		
Kickoff Returns	0	1	1															2
Kickoff Return Yards	0	103	25															128
Kickoff Return Avg.	0	103.0	25.0															64.0

# GAME-BY-GAME DEFENSE

2022 REGULAR SEASON RAVENS GAME-BY-GAME DEFENSE																		
	09/11	09/18	09/25	10/02	10/09	10/16	10/23	10/27	11/07	11/20	11/27	12/04	12/11	12/18	12/24	01/01	01/08	Totals
	@ NYJ	MIA	@ NE	BUF	CIN	@ NYG	CLE	@ TB	@ NO	CAR	@ JAX	DEN	@ PIT	@ CLE	ATL	PIT	@ CIN	
<b>FIRST DOWNS</b>																		
Total	24	27	22															73
Rushing	3	5	10															18
Passing	18	22	12															52
Penalty	3	0	0															3
<b>THIRD DOWNS</b>																		
Attempts	14	11	9															34
Converted	2	7	2															11
Percentage	14.3%	63.6%	22.2%															32.4%
<b>FOURTH DOWNS</b>																		
Attempts	4	2	2															8
Converted	3	2	1															6
Percentage	75.0%	100.0%	50.0%															75.0%
<b>TOT. OFFENSE</b>																		
Net Yards	380	547	447															1,374
Plays	79	69	63															211
Avg./Play	4.8	7.9	7.1															6.5
<b>RUSHING</b>																		
Net Yards	83	86	145															314
Rush. Att.	17	18	28															63
Avg./Att.	4.9	4.8	5.2															5.0
<b>PASSING</b>																		
Net Yards	297	461	302															1,060
Attempts	59	50	32															141
Completions	37	36	22															95
Completion Pct	62.7%	72.0%	68.8%															67.4%
Avg. Gain Per Pass Play	4.8	9.0	8.6															7.2
Intercepted	1	2	3															6
Gross Yards	309	469	321															1,099
Sacked	3.0	1.0	3.0															7.0
Yards Lost	12	8	19															39
<b>PENALTIES</b>																		
Number	6	8	3															17
Yards	81	51	16															148
<b>FUMBLES</b>																		
Number	2	0	3															5
Lost	1	0	1															2
<b>PUNTING</b>																		
Yards	253	82	100															435
Punts	6	2	2															10
Net Avg.	39.3	38.5	22.5															35.8
Gross Avg.	42.2	41.0	50.0															43.5
Touchbacks	0	0	0															0
Punts Blocked	0	0	0															0
Punt Returns	2	1	2															5
Punt Return Yards	30	8	13															51
Punt Return Avg.	15.0	8.0	6.5															10.2
Inside 20	2	1	0															3
Fair Catches	3	0	0															3
<b>SCORING</b>																		
Points	9	42	26															77
Q1	0	0	0															0
Q2	3	7	13															23
Q3	0	7	7															14
Q4	6	28	6															40
OT	0	0	0															0
TD Rushing	0	0	3															3
TD Passing	1	6	0															7
TD KO Returns	0	0	0															0
TD Punt Returns	0	0	0															0
TD Sp. Teams	0	0	0															0
TD Def. Returns	0	0	0															0
Total TDs	1	6	3															10
PAT Attempts	1	6	3															10
PAT Made	0	6	2															8
FG Attempts	2	0	2															4
FG Made	1	0	2															3
Safety	0	0	0															0
2-Pt Attempts	0	0	1															1
2-Pt Made	0	0	0															0
Time of Possession	32:30	34:47	29:24															96:41
<b>KICKOFFS</b>																		
Kickoff Returns	2	1	2															5
Kickoff Return Yards	48	18	45															111
Kickoff Return Avg.	24.0	18.0	22.5															22.2

# LONGEST PLAYS FROM SCRIMMAGE

RAVENS						OPPONENT					
DATE	OPPONENT	QTR	RAVENS PLAYER	YARDS	SCORE	DATE	OPPONENT	QTR	OPP. PLAYER	YARDS	SCORE
09/18	Miami	3	Lamar Jackson run	79T	L, 42-38	09/18	Miami	4	Tua Tagovailoa -> Tyreek Hill	60T	L, 38-42
09/18	Miami	2	Lamar Jackson -> Rashod Bateman	75T	L, 42-38	09/18	Miami	2	Tua Tagovailoa -> Jaylen Waddle	59	L, 38-42
09/11	at N.Y. Jets	3	Lamar Jackson -> Rashod Bateman	55T	W, 24-9	09/18	Miami	4	Tua Tagovailoa -> Tyreek Hill	48T	L, 38-42
09/25	at New England	3	Lamar Jackson run	38	W, 37-26	09/25	at New England	1	Mac Jones -> DeVante Parker	40	W, 26-37
09/25	at New England	4	Lamar Jackson -> Rashod Bateman	35	W, 37-26	09/25	at New England	3	Mac Jones -> DeVante Parker	36	W, 26-37
09/18	Miami	2	Lamar Jackson -> Isaiah Likely	34	L, 42-38	09/18	Miami	3	Tua Tagovailoa -> Jaylen Waddle	33	L, 38-42
09/25	at New England	3	Justice Hill run	34	W, 37-26	09/25	at New England	1	Mac Jones -> DeVante Parker	31	W, 26-37
09/18	Miami	4	Lamar Jackson -> Devin Duvernay	26	L, 42-38	09/18	Miami	4	Chase Edmonds run	28	L, 38-42
09/11	at N.Y. Jets	2	Lamar Jackson -> Devin Duvernay	25T	W, 24-9	09/25	at New England	4	Mac Jones -> Nelson Agholor	28	W, 26-37
09/18	Miami	2	Lamar Jackson -> Mark Andrews	25	L, 42-38	09/25	at New England	4	Mac Jones -> Kendrick Bourne	26	W, 26-37
09/25	at New England	4	Lamar Jackson -> Mark Andrews	25	W, 37-26	09/25	at New England	3	Mac Jones -> DeVante Parker	25	W, 26-37
<b>TOTALS</b>						<b>TOTALS</b>					
<b>11 - 451 (41.0), 4 TDS (3 RUNS, 1 TD, 8 PASSES, 3 TDS)</b>						<b>11 - 414 (37.6), 2 TDS (1 RUN, 0 TDS, 10 PASSES, 2 TDS)</b>					





# TEAM SUPERLATIVES

HIGH	DATE	OPPONENT	OFFENSIVE CATEGORY	OPPONENT	DATE	LOW
38	9/18	vs. Miami	<b>Points</b>	at N.Y. Jets	9/11	24
21	9/18	vs. Miami	<b>Points in a Quarter</b>	at N.Y. Jets	9/11	0
28	9/18	vs. Miami	<b>Points in a Half</b>	vs. Miami	9/18	10
				...1 more at 10.		
5	9/25	at New England	<b>Total Touchdowns</b>	at N.Y. Jets	9/11	3
		...1 more at 5.				
59	9/25	at New England	<b>Total Plays</b>	at N.Y. Jets	9/11	53
473	9/18	vs. Miami	<b>Total Net Yards</b>	at N.Y. Jets	9/11	274
23	9/18	vs. Miami	<b>Total First Downs</b>	at N.Y. Jets	9/11	13
8	9/25	at New England	<b>First Downs Passing</b>	at N.Y. Jets	9/11	4
13	9/18	vs. Miami	<b>First Downs Rushing</b>	at N.Y. Jets	9/11	8
4	9/18	vs. Miami	<b>First Down Penalties</b>	at New England	9/25	0
45%	9/25	at New England	<b>Third Down Efficiency</b>	vs. Miami	9/18	30%
8.8	9/18	vs. Miami	<b>Average Yards Per Play</b>	at N.Y. Jets	9/11	5.2
188	9/25	at New England	<b>Total Net Yards Rushing</b>	at N.Y. Jets	9/11	63
26	9/25	at New England	<b>Rushing Attempts</b>	at N.Y. Jets	9/11	21
7.2	9/25	at New England	<b>Rushing Average Yards</b>	at N.Y. Jets	9/11	3
1	9/25	at New England	<b>Rushing Touchdowns</b>	at N.Y. Jets	9/11	0
		...1 more at 1.				
318	9/18	vs. Miami	<b>Total Net Yards Passing</b>	at New England	9/25	206
30	9/11	at N.Y. Jets	<b>Passing Attempts</b>	at New England	9/25	29
				...1 more at 29.		
21	9/18	vs. Miami	<b>Passing Completions</b>	at N.Y. Jets	9/11	17
4	9/25	at New England	<b>Passing Touchdowns</b>	vs. Miami	9/18	3
				...1 more at 3.		
11	9/18	vs. Miami	<b>Passing Yards Average</b>	at New England	9/25	6.2
1	9/25	at New England	<b>Passes Thrown for Interception</b>	vs. Miami	9/18	0
		...1 more at 1.				
4	9/25	at New England	<b>Times Sacked</b>	vs. Miami	9/18	0
12	9/25	at New England	<b>Sack Yards Lost</b>	vs. Miami	9/18	0
6	9/11	at N.Y. Jets	<b>Total Punts</b>	vs. Miami	9/18	2
291	9/11	at N.Y. Jets	<b>Total Punt Yards</b>	vs. Miami	9/18	81
48.5	9/11	at N.Y. Jets	<b>Punt Gross Average Yards</b>	vs. Miami	9/18	40.5
40.2	9/11	at N.Y. Jets	<b>Punt Net Average Yards</b>	vs. Miami	9/18	36.5
2	9/25	at New England	<b>Punt Returns</b>	vs. Miami	9/18	1
		...1 more at 2.				
55	9/25	at New England	<b>Punt Return Yards</b>	vs. Miami	9/18	5
27.5	9/25	at New England	<b>Punt Return Yards Average</b>	vs. Miami	9/18	5.0
1	9/25	at New England	<b>Kickoff Returns</b>	at N.Y. Jets	9/11	0
		...1 more at 1.				
103	9/18	vs. Miami	<b>Kickoff Return Yards</b>	at N.Y. Jets	9/11	0
5	9/11	at N.Y. Jets	<b>Total Penalties</b>	vs. Miami	9/18	1
29	9/11	at N.Y. Jets	<b>Penalty Yards</b>	vs. Miami	9/18	5
1	9/25	at New England	<b>Total Fumbles</b>	at New England	9/25	1
		...2 more at 1.				
1	9/25	at New England	<b>Fumbles Lost</b>	vs. Miami	9/18	0
				...1 more at 0.		
30:36	9/25	at New England	<b>Time of Possession</b>	vs. Miami	9/18	25:13
2	9/25	at New England	<b>Turnovers</b>	vs. Miami	9/18	0
78,827	9/11	at N.Y. Jets	<b>Attendance</b>	at New England	9/25	65,878

# TEAM SUPERLATIVES

HIGH	DATE	OPPONENT	DEFENSIVE CATEGORY	OPPONENT	DATE	LOW
42	9/18	vs. Miami	<b>Points</b>	at N.Y. Jets	9/11	9
28	9/18	vs. Miami	<b>Points in a Quarter</b>	at New England ...2 more at 0.	9/25	0
35	9/18	vs. Miami	<b>Points in a Half</b>	at N.Y. Jets	9/11	3
6	9/18	vs. Miami	<b>Total Touchdowns</b>	at N.Y. Jets	9/11	1
79	9/11	at N.Y. Jets	<b>Total Plays</b>	at New England	9/25	63
547	9/18	vs. Miami	<b>Total Net Yards</b>	at N.Y. Jets	9/11	380
27	9/18	vs. Miami	<b>Total First Downs</b>	at New England	9/25	22
10	9/25	at New England	<b>First Downs Rushing</b>	at N.Y. Jets	9/11	3
22	9/18	vs. Miami	<b>First Downs Passing</b>	at New England	9/25	12
3	9/11	at N.Y. Jets	<b>First Down Penalties</b>	at New England ...1 more at 0.	9/25	0
64%	9/18	vs. Miami	<b>Third Down Efficiency</b>	at N.Y. Jets	9/11	14%
7.9	9/18	vs. Miami	<b>Average Yards Per Play</b>	at N.Y. Jets	9/11	4.8
145	9/25	at New England	<b>Total Net Yards Rushing</b>	at N.Y. Jets	9/11	83
28	9/25	at New England	<b>Rushing Attempts</b>	at N.Y. Jets	9/11	17
5.2	9/25	at New England	<b>Rushing Average Yards</b>	vs. Miami	9/18	4.8
3	9/25	at New England	<b>Rushing Touchdowns</b>	vs. Miami ...1 more at 0.	9/18	0
461	9/18	vs. Miami	<b>Total Net Yards Passing</b>	at N.Y. Jets	9/11	297
59	9/11	at N.Y. Jets	<b>Passing Attempts</b>	at New England	9/25	32
37	9/11	at N.Y. Jets	<b>Passing Completions</b>	at New England	9/25	22
6	9/18	vs. Miami	<b>Passing Touchdowns</b>	at New England	9/25	0
9	9/18	vs. Miami	<b>Passing Yards Average</b>	at N.Y. Jets	9/11	4.8
3	9/25	at New England	<b>Passes Thrown for Interception</b>	at N.Y. Jets	9/11	1
3	9/25	at New England ...1 more at 3.	<b>QB Sacks</b>	vs. Miami	9/18	1
19	9/25	at New England	<b>Sack Yards Lost</b>	vs. Miami	9/18	8
6	9/11	at N.Y. Jets	<b>Total Punts</b>	at New England ...1 more at 2.	9/25	2
253	9/11	at N.Y. Jets	<b>Total Punt Yards</b>	vs. Miami	9/18	82
50	9/25	at New England	<b>Punt Gross Average Yards</b>	vs. Miami	9/18	41
39.3	9/11	at N.Y. Jets	<b>Punt Net Average Yards</b>	at New England	9/25	22.5
2	9/25	at New England ...1 more at 2.	<b>Punt Returns</b>	vs. Miami	9/18	1
30	9/11	at N.Y. Jets	<b>Punt Return Yards</b>	vs. Miami	9/18	8
15.0	9/11	at N.Y. Jets	<b>Punt Return Yards Average</b>	at New England	9/25	6.5
2	9/25	at New England ...1 more at 2.	<b>Kickoff Returns</b>	vs. Miami	9/18	1
48	9/11	at N.Y. Jets	<b>Kickoff Return Yards</b>	vs. Miami	9/18	18
8	9/18	vs. Miami	<b>Total Penalties</b>	at New England	9/25	3
81	9/11	at N.Y. Jets	<b>Penalty Yards</b>	at New England	9/25	16
3	9/25	at New England	<b>Total Fumbles</b>	vs. Miami	9/18	0
1	9/25	at New England ...1 more at 1.	<b>Fumbles Lost</b>	vs. Miami	9/18	0
34:47	9/18	vs. Miami	<b>Time of Possession</b>	at New England	9/25	29:24
4	9/25	at New England	<b>Turnovers</b>	vs. Miami ...1 more at 2.	9/18	2
78,827	9/11	at N.Y. Jets	<b>Attendance</b>	at New England	9/25	65,878



# INDIVIDUAL SUPERLATIVES

CATEGORY	2022 RAVENS INDIVIDUAL BEST	GAME	DATE	OPPONENT INDIVIDUAL BEST	GAME	DATE
<b>Touchdowns</b>	2 Mark Andrews ...1 more.	at NE	09/25	2 Tyreek Hill ...1 more.	vs. MIA	09/18
<b>Passes Attempted</b>	30 Lamar Jackson	at NYJ	09/11	59 Joe Flacco	at NYJ	09/11
<b>Passes Completed</b>	21 Lamar Jackson	vs. MIA	09/18	37 Joe Flacco	at NYJ	09/11
<b>Completion Percentage</b>	72.4 Lamar Jackson	vs. MIA	09/18	72.0 Tua Tagovailoa	vs. MIA	09/18
<b>Passing Yards</b>	318 Lamar Jackson	vs. MIA	09/18	469 Tua Tagovailoa	vs. MIA	09/18
<b>Yards Per Attempt</b>	11.0 Lamar Jackson	vs. MIA	09/18	10.0 Mac Jones	at NE	09/25
<b>Touchdown Passes</b>	4 Lamar Jackson	at NE	09/25	6 Tua Tagovailoa	vs. MIA	09/18
<b>Receptions</b>	9 Mark Andrews	vs. MIA	09/18	11 Tyreek Hill ...1 more.	vs. MIA	09/18
<b>Receiving Yards</b>	108 Rashod Bateman	vs. MIA	09/18	190 Tyreek Hill	vs. MIA	09/18
<b>Touchdown Receptions</b>	2 Mark Andrews ...1 more.	at NE	09/25	2 Tyreek Hill ...1 more.	vs. MIA	09/18
<b>Rushing Yards</b>	119 Lamar Jackson	vs. MIA	09/18	73 Rhamondre Stevenson	at NE	09/25
<b>Rushing Attempts</b>	11 Lamar Jackson ...1 more.	at NE	09/25	12 Rhamondre Stevenson	at NE	09/25
<b>Rushing Average</b>	13.2 Lamar Jackson	vs. MIA	09/18	6.1 Rhamondre Stevenson	at NE	09/25
<b>Rushing Touchdowns</b>	1 Lamar Jackson ...1 more.	at NE	09/25	1 Damien Harris ...2 more.	at NE	09/25
<b>Yards From Scrimmage</b>	119 Lamar Jackson	vs. MIA	09/18	190 Tyreek Hill	vs. MIA	09/18
<b>Combined Net Yards</b>	150 Devin Duvernay	vs. MIA	09/18	190 Tyreek Hill	vs. MIA	09/18
<b>Interceptions Made</b>	2 Marcus Williams	vs. MIA	09/18	1 Jonathan Jones ...1 more.	at NE	09/25
<b>Interceptions Thrown</b>	1 Lamar Jackson ...1 more.	at NE	09/25	3 Mac Jones	at NE	09/25
<b>INT Return Yards</b>	33 Marcus Williams	at NYJ	09/11	15 Jonathan Jones	at NE	09/25
<b>Tackles</b>	12 Marcus Williams	at NYJ	09/11	11 C.J. Mosley	at NYJ	09/11
<b>Sacks</b>	1.0 Brandon Copeland ...5 more.	at NE	09/25	3.0 Deatrich Wise Jr.	at NE	09/25
<b>Punts</b>	6 Jordan Stout	at NYJ	09/11	6 Braden Mann	at NYJ	09/11
<b>Punts Inside the 20</b>	3 Jordan Stout	at NYJ	09/11	2 Braden Mann	at NYJ	09/11
<b>Punting Average</b>	48.5 Jordan Stout	at NYJ	09/11	50.0 Jake Bailey	at NE	09/25
<b>Punt Returns</b>	2 Devin Duvernay ...1 more.	at NE	09/25	2 Myles Bryant ...1 more.	at NE	09/25
<b>Punt Return Yards</b>	55 Devin Duvernay	at NE	09/25	30 Braxton Berrios	at NYJ	09/11
<b>Kickoff Returns</b>	1 Devin Duvernay ...1 more.	at NE	09/25	2 Marcus Jones ...1 more.	at NE	09/25
<b>Kickoff Return Yards</b>	103 Devin Duvernay	vs. MIA	09/18	48 Braxton Berrios	at NYJ	09/11
<b>Field Goals Attempted</b>	1 Justin Tucker ...2 more.	at NE	09/25	2 Nick Folk ...1 more.	at NE	09/25
<b>Field Goals Made</b>	1 Justin Tucker ...2 more.	at NE	09/25	2 Nick Folk	at NE	09/25

CATEGORY	2022 RAVENS LONGEST PLAYS	GAME	DATE	OPPONENT INDIVIDUAL	GAME	DATE
<b>Run From Scrimmage</b>	79 Lamar Jackson	vs. MIA	09/18	28 Chase Edmonds	vs. MIA	09/18
<b>Touchdown Run</b>	79 Lamar Jackson	vs. MIA	09/18	3 Mac Jones	at NE	09/25
<b>Passing Long</b>	75 Lamar Jackson	vs. MIA	09/18	60 Tua Tagovailoa	vs. MIA	09/18
<b>Touchdown Pass Long</b>	75 Lamar Jackson	vs. MIA	09/18	60 Tua Tagovailoa	vs. MIA	09/18
<b>Longest Reception</b>	75 Rashod Bateman	vs. MIA	09/18	60 Tyreek Hill	vs. MIA	09/18
<b>Touchdown Reception</b>	75 Rashod Bateman	vs. MIA	09/18	60 Tyreek Hill	vs. MIA	09/18
<b>Interception Return</b>	33 Marcus Williams	at NYJ	09/11	15 Jonathan Jones	at NE	09/25
<b>Longest Opponent's Fumble Return</b>				12 Jabrill Peppers	at NE	09/25
<b>Punt Return</b>	43 Devin Duvernay	at NE	09/25	17 Braxton Berrios	at NYJ	09/11
<b>Kickoff Return</b>	103 Devin Duvernay	vs. MIA	09/18	26 Marcus Jones	at NE	09/25
<b>Punt</b>	64 Jordan Stout	at NYJ	09/11	56 Jake Bailey	at NE	09/25
<b>Field Goal</b>	56 Justin Tucker	at NE	09/25	50 Nick Folk	at NE	09/25
<b>Field Goal Attempt</b>	56 Justin Tucker	at NE	09/25	50 Nick Folk	at NE	09/25



# TURNOVER TABLE

DATE	OPPONENT	FORCED TURNOVERS			TURNOVERS CONVERTED					OUTCOME	
		FUM	INTS	TOTAL	TD	FG	PTS.	PTS. PCT.	TD PCT.	NET DIFF.	RESULT
09/11	Baltimore	1	1	2	0	1	3	50.0	0.0	+1	W
	at N.Y. Jets	0	1	1	1	0	6	100.0	100.0	-1	L
09/18	Baltimore	0	2	2	1	0	7	50.0	100.0	+2	L
	Miami	0	0	0	0	0	0	0.0	0.0	-2	W
09/25	Baltimore	1	3	4	1	1	9	50.0	50.0	+2	W
	at New England	1	1	2	1	0	7	50.0	100.0	-2	L
10/02	Buffalo	--	--	--	--	--	--	--	--	--	--
10/09	Cincinnati	--	--	--	--	--	--	--	--	--	--
10/16	at N.Y. Giants	--	--	--	--	--	--	--	--	--	--
10/23	Cleveland	--	--	--	--	--	--	--	--	--	--
10/27	at Tampa Bay	--	--	--	--	--	--	--	--	--	--
11/07	at New Orleans	--	--	--	--	--	--	--	--	--	--
11/20	Carolina	--	--	--	--	--	--	--	--	--	--
11/27	at Jacksonville	--	--	--	--	--	--	--	--	--	--
12/04	Denver	--	--	--	--	--	--	--	--	--	--
12/11	at Pittsburgh	--	--	--	--	--	--	--	--	--	--
Sat./Sun., at Cleveland		--	--	--	--	--	--	--	--	--	--
Dec.											
17/18 -											
TBD											
12/24	Atlanta	--	--	--	--	--	--	--	--	--	--
01/01	Pittsburgh	--	--	--	--	--	--	--	--	--	--
Sat./Sun., at Cincinnati		--	--	--	--	--	--	--	--	--	--
Jan. 7/8 -											
TBD											
	<b>RAVENS</b>	<b>2</b>	<b>6</b>	<b>8</b>	<b>2</b>	<b>2</b>	<b>19</b>	<b>50.0</b>	<b>50.0</b>	<b>+5</b>	<b>2-1</b>
	<b>OPPONENTS</b>	<b>1</b>	<b>2</b>	<b>3</b>	<b>2</b>	<b>0</b>	<b>13</b>	<b>66.7</b>	<b>100.0</b>	<b>-5</b>	<b>1-2</b>



# INSIDE THE 20

RAVENS																		
Date	Opponent	Pos	TD	PAT	2-Pt.	Miss PAT	FG	FGA	Blk/MFG	INT	Fum	Dwns	Drive Ends			TD%	Score	
													Half	Game	Pts		Pct.	Pts/Poss
09/11	at N.Y. Jets	2	1	1	0	0	1	1	0	0	0	0	0	0	10	50.0	100.0	5.0
09/18	Miami	3	2	2	0	0	0	0	0	0	0	1	0	0	14	66.7	66.7	4.7
09/25	at New England	5	5	4	0	1	0	0	0	0	0	0	0	0	34	100.0	100.0	6.8
10/02	Buffalo	--	--	--	--	--	--	--	--	--	--	--	--	--	--	--	--	--
10/09	Cincinnati	--	--	--	--	--	--	--	--	--	--	--	--	--	--	--	--	--
10/16	at N.Y. Giants	--	--	--	--	--	--	--	--	--	--	--	--	--	--	--	--	--
10/23	Cleveland	--	--	--	--	--	--	--	--	--	--	--	--	--	--	--	--	--
10/27	at Tampa Bay	--	--	--	--	--	--	--	--	--	--	--	--	--	--	--	--	--
11/07	at New Orleans	--	--	--	--	--	--	--	--	--	--	--	--	--	--	--	--	--
11/20	Carolina	--	--	--	--	--	--	--	--	--	--	--	--	--	--	--	--	--
11/27	at Jacksonville	--	--	--	--	--	--	--	--	--	--	--	--	--	--	--	--	--
12/04	Denver	--	--	--	--	--	--	--	--	--	--	--	--	--	--	--	--	--
12/11	at Pittsburgh	--	--	--	--	--	--	--	--	--	--	--	--	--	--	--	--	--
12/18	at Cleveland	--	--	--	--	--	--	--	--	--	--	--	--	--	--	--	--	--
12/24	Atlanta	--	--	--	--	--	--	--	--	--	--	--	--	--	--	--	--	--
01/01	Pittsburgh	--	--	--	--	--	--	--	--	--	--	--	--	--	--	--	--	--
01/08	at Cincinnati	--	--	--	--	--	--	--	--	--	--	--	--	--	--	--	--	--
<b>TOTALS</b>		<b>10</b>	<b>8</b>	<b>7</b>	<b>0</b>	<b>1</b>	<b>1</b>	<b>1</b>	<b>0</b>	<b>0</b>	<b>0</b>	<b>1</b>	<b>0</b>	<b>0</b>	<b>58</b>	<b>80.0</b>	<b>90.0</b>	<b>5.8</b>

OPPONENT																		
Date	Opponent	Pos	TD	PAT	2-Pt.	Miss PAT	FG	FGA	Blk/MFG	INT	Fum	Dwns	Drive Ends			TD%	Score	
													Half	Game	Pts		Pct.	Pts/Poss
09/11	at N.Y. Jets	2	1	0	0	1	0	0	0	0	0	1	0	0	6	50.0	50.0	3.0
09/18	Miami	4	4	4	0	0	0	0	0	0	0	0	0	0	28	100.0	100.0	7.0
09/25	at New England	5	3	2	0	0	1	1	0	1	0	0	0	0	23	60.0	80.0	4.6
10/02	Buffalo	--	--	--	--	--	--	--	--	--	--	--	--	--	--	--	--	--
10/09	Cincinnati	--	--	--	--	--	--	--	--	--	--	--	--	--	--	--	--	--
10/16	at N.Y. Giants	--	--	--	--	--	--	--	--	--	--	--	--	--	--	--	--	--
10/23	Cleveland	--	--	--	--	--	--	--	--	--	--	--	--	--	--	--	--	--
10/27	at Tampa Bay	--	--	--	--	--	--	--	--	--	--	--	--	--	--	--	--	--
11/07	at New Orleans	--	--	--	--	--	--	--	--	--	--	--	--	--	--	--	--	--
11/20	Carolina	--	--	--	--	--	--	--	--	--	--	--	--	--	--	--	--	--
11/27	at Jacksonville	--	--	--	--	--	--	--	--	--	--	--	--	--	--	--	--	--
12/04	Denver	--	--	--	--	--	--	--	--	--	--	--	--	--	--	--	--	--
12/11	at Pittsburgh	--	--	--	--	--	--	--	--	--	--	--	--	--	--	--	--	--
12/18	at Cleveland	--	--	--	--	--	--	--	--	--	--	--	--	--	--	--	--	--
12/24	Atlanta	--	--	--	--	--	--	--	--	--	--	--	--	--	--	--	--	--
01/01	Pittsburgh	--	--	--	--	--	--	--	--	--	--	--	--	--	--	--	--	--
01/08	at Cincinnati	--	--	--	--	--	--	--	--	--	--	--	--	--	--	--	--	--
<b>TOTALS</b>		<b>11</b>	<b>8</b>	<b>6</b>	<b>0</b>	<b>1</b>	<b>1</b>	<b>1</b>	<b>0</b>	<b>1</b>	<b>0</b>	<b>1</b>	<b>0</b>	<b>0</b>	<b>57</b>	<b>72.7</b>	<b>81.8</b>	<b>5.2</b>

# FIRST DOWNS GAINED

2022 - REGULAR SEASON

(AS OF SEP 27, 2022, 4:36 PM EDT)

PLAYER	RUSH	REC.	TOTAL	3RD DOWN CONVERSION	4TH DOWN CONVERSION
Mark Andrews	1	15	16	2	1
Lamar Jackson	11	0	11	5	0
Devin Duvernay	0	6	6	4	0
Rashod Bateman	0	5	5	1	0
Justice Hill	3	0	3	0	0
Kenyan Drake	1	1	2	0	0
Demarcus Robinson	0	2	2	0	0
Mike Davis	1	0	1	0	0
Patrick Ricard	1	0	1	1	0
J.K. Dobbins	0	1	1	0	0
Isaiah Likely	0	1	1	0	0
Josh Oliver	0	1	1	0	0
Team (by penalty)	--	--	5	--	--
<b>2022 TOTALS</b>	<b>18</b>	<b>32</b>	<b>55</b>	<b>13</b>	<b>1</b>





# COMPLETIONS BY DISTANCE

## 2022 REGULAR SEASON

DATE	OPPONENT	QUARTERBACK	LOSS	0-9	10-19	20-29	30-39	40-49	50+
9/11	at N.Y. Jets	Jackson	--	9	6 (1)	1 (1)	--	--	1 (1)
9/18	Miami	Jackson	--	10 (1)	7 (1)	2	1	--	1 (1)
9/25	at New England	Jackson	--	9 (3)	5 (1)	3	1	--	--
10/2	Buffalo	--	--	--	--	--	--	--	--
10/9	Cincinnati	--	--	--	--	--	--	--	--
10/16	at N.Y. Giants	--	--	--	--	--	--	--	--
10/23	Cleveland	--	--	--	--	--	--	--	--
10/27	at Tampa Bay	--	--	--	--	--	--	--	--
11/7	at New Orleans	--	--	--	--	--	--	--	--
11/20	Carolina	--	--	--	--	--	--	--	--
11/27	at Jacksonville	--	--	--	--	--	--	--	--
12/4	Denver	--	--	--	--	--	--	--	--
12/11	at Pittsburgh	--	--	--	--	--	--	--	--
12/18	at Cleveland	--	--	--	--	--	--	--	--
12/24	Atlanta	--	--	--	--	--	--	--	--
1/1	Pittsburgh	--	--	--	--	--	--	--	--
1/8	at Cincinnati	--	--	--	--	--	--	--	--
<b>PLAYER TOTALS</b>		Jackson	--	28 (4)	18 (3)	6 (1)	2	--	2 (2)
<b>TEAM TOTALS</b>			--	28 (4)	18 (3)	6 (1)	2	--	2 (2)



# THE LAST TIME IT HAPPENED

## BY RAVENS

## BY OPPONENT

### RUSHING

* Never Has Happened *	300 YARDS RUSHING	* Never Has Happened *
204 YDs, Ray Rice @ Cleveland, 12/04/11	200 YARDS RUSHING	* Never Has Happened *
107 YDs, Lamar Jackson @ New England, 09/25/22	100 YARDS RUSHING	110 YDs, Dalvin Cook vs. Minnesota, 11/07/21
107 YDs, Lamar Jackson @ New England, 09/25/22	75+ YARD RUSHING	110 YDs, Dalvin Cook vs. Minnesota, 11/07/21
* Never Has Happened *	FIVE TOUCHDOWNS RUSHING	* Never Has Happened *
* Never Has Happened *	FOUR TOUCHDOWNS RUSHING	* Never Has Happened *
3 TDs, Mark Ingram II: (2, 19, 1) @ Kansas City, 09/22/19	THREE TOUCHDOWNS RUSHING	3 TDs, Nick Chubb: (14, 2, 88) vs. Cleveland, 09/29/19
2 TDs, Tyler Huntley: (3, 8) vs. Green Bay, 12/19/21	TWO TOUCHDOWNS RUSHING	2 TDs, Josh Jacobs: (2, 15) @ Las Vegas, 09/13/21
Gus Edwards: (11, 19)/Lamar Jackson: (5, 17) @ Cleveland, 12/14/20	TWO PLAYERS WITH TWO TD RUSHING	* Never Has Happened *
404 YDs, Baltimore 38, Cincinnati 3 @ Cincinnati, 01/03/21	OVER 400 YARDS RUSHING (TEAM)	* Never Has Happened *
308 YDs, Baltimore 48, Detroit 3 vs. Detroit, 12/13/09	300-399 YARDS RUSHING (TEAM)	* Never Has Happened *
249 YDs, Pittsburgh 16, Baltimore 13 vs. Pittsburgh, 01/09/22	200-299 YARDS RUSHING (TEAM)	231 YDs, Chicago 27, Baltimore 24 vs. Chicago, 10/15/17

## BY RAVENS

## BY OPPONENT

### RECEIVING

108 YDs/104 YDs, Rashod Bateman/Mark Andrews vs. Miami, 09/18/22	TWO 100-YARD RECEIVERS	190 YDs/171 YDs, Tyreek Hill/Jaylen Waddle vs. Miami, 09/18/22
258 YDs, Qadry Ismail @ Pittsburgh, 12/12/99	200 YARDS RECEIVING	201 YDs, Ja'Marr Chase vs. Cincinnati, 10/24/21
186 YDs, Steve Smith vs. Cincinnati, 09/27/15	150 YARDS RECEIVING	156 YDs, DeVante Parker @ New England, 09/25/22
108 YDs/104 YDs, Rashod Bateman/Mark Andrews vs. Miami, 09/18/22	100 YARDS RECEIVING	156 YDs, DeVante Parker @ New England, 09/25/22
* Never Has Happened *	FIVE TOUCHDOWN RECEPTIONS	* Never Has Happened *
4 TDs, Marcus Robinson: (13, 50, 25, 9) vs. Seattle, 11/23/03	FOUR TOUCHDOWN RECEPTIONS	* Never Has Happened *
3 TDs, Torrey Smith: (74, 41, 18) @ St. Louis, 09/25/11	THREE TOUCHDOWN RECEPTIONS	3 TDs, A.J. Green: (4, 32, 7) @ Cincinnati, 09/13/18
2 TDs, Mark Andrews: (5, 16) @ New England, 09/25/22	TWO TOUCHDOWN RECEPTIONS	2 TDs/2 TDs, Tyreek Hill: (48, 60)/Jaylen Waddle: (6, 7) vs. Miami, 09/18/22
Marquise Brown: (43, 5)/Mark Andrews: (5, 4) vs. Indianapolis, 10/11/21	TWO PLAYERS WITH TWO TD RECEPTIONS	Tyreek Hill: (48, 60)/Jaylen Waddle: (6, 7) vs. Miami, 09/18/22

## BY RAVENS

## BY OPPONENT

### PASSING

* Never Has Happened *	500 YARDS PASSING	525 YDs, Joe Burrow @ Cincinnati, 12/26/21
442 YDs, Lamar Jackson vs. Indianapolis, 10/11/21	400 YARDS PASSING	469 YDs, Tua Tagovailoa vs. Miami, 09/18/22
318 YDs, Lamar Jackson vs. Miami, 09/18/22	300 YARDS PASSING	321 YDs, Mac Jones @ New England, 09/25/22
* Never Has Happened *	SEVEN TOUCHDOWN PASSES	7 TDs, Peyton Manning: (24, 23, 28, 5, 2, 26, 78) @ Denver, 09/05/13
* Never Has Happened *	SIX TOUCHDOWN PASSES	6 TDs, Tua Tagovailoa: (6, 14, 2, 48, 60, 7) vs. Miami, 09/18/22
5 TDs, Lamar Jackson: (5, 1, 24, 33, 10) vs. N.Y. Jets, 12/12/19	FIVE TOUCHDOWN PASSES	6 TDs, Tua Tagovailoa: (6, 14, 2, 48, 60, 7) vs. Miami, 09/18/22
4 TDs, Lamar Jackson: (5, 16, 1, 4) @ New England, 09/25/22	FOUR TOUCHDOWN PASSES	6 TDs, Tua Tagovailoa: (6, 14, 2, 48, 60, 7) vs. Miami, 09/18/22
4 TDs, Lamar Jackson: (5, 16, 1, 4) @ New England, 09/25/22	THREE TOUCHDOWN PASSES	6 TDs, Tua Tagovailoa: (6, 14, 2, 48, 60, 7) vs. Miami, 09/18/22

# THE LAST TIME IT HAPPENED

56 ATT., Joe Flacco @ Cleveland, 10/07/18	50+ PASS ATTEMPTS	50 ATT., Tua Tagovailoa vs. Miami, 09/18/22
40 ATT., Josh Johnson @ Cincinnati, 12/26/21	40+ PASS ATTEMPTS	50 ATT., Tua Tagovailoa vs. Miami, 09/18/22
4 INTs, Lamar Jackson vs. Cleveland, 11/28/21	FOUR INTERCEPTIONS THROWN	4 INTs, Andy Dalton @ Cincinnati, 09/10/17
4 INTs, Lamar Jackson vs. Cleveland, 11/28/21	THREE INTERCEPTIONS THROWN	3 INTs, Mac Jones @ New England, 09/25/22
2 INTs, Tyler Huntley vs. Pittsburgh, 01/09/22	TWO INTERCEPTIONS THROWN	3 INTs, Mac Jones @ New England, 09/25/22

BY RAVENS	COMBINED YARDS		BY OPPONENT
-----------	----------------	--	-------------

107 YDs/324 YDs, Mark Ingram II/Lamar Jackson @ Miami, 09/08/19	100-YARD RUSHER AND 300-YARD PASSER	165 YDs/342 YDs, Nick Chubb/Baker Mayfield vs. Cleveland, 09/29/19
108/104 YDs/318 YDs, Rashod Bateman/Mark Andrews/Lamar Jackson vs. Miami, 09/18/22	100-YARD RECEIVER AND 300-YARD PASSER	156 YDs/321 YDs, DeVante Parker/Mac Jones @ New England, 09/25/22
119 YDs/104/108 YDs, Lamar Jackson/Mark Andrews/Rashod Bateman vs. Miami, 09/18/22	100-YARD RUSHER AND 100-YARD RECEIVER	133 YDs/113 YDs, Derrick Henry/Corey Davis vs. Tennessee, 11/22/20
119 YDs/318 YDs/104 YDs, Lamar Jackson/Lamar Jackson Mark Andrews vs. Miami, 09/18/22	100-YARD RUSHER, 300-YARD PASSER, 100-YARD RECEIVER	165 YDs/342 YDs/167 YDs, Nick Chubb/Baker Mayfield Jarvis Landry vs. Cleveland, 09/29/19

BY RAVENS	DEFENSE		BY OPPONENT
-----------	---------	--	-------------

17 YDs, Chuck Clark: (2:03)(Shotgun) 9-M. Stafford pass short middle intended for 89-T. Higbee INTERCEPTED by 36-C. Clark at LA 17, 36-C. Clark for 17 yards, TOUCHDOWN vs. Los Angeles Rams, 01/03/22	INTERCEPTED PASS RETURNED FOR A TOUCHDOWN	34 YDs, Tyrann Mathieu: (14:19) (Shotgun) 8-L.Jackson pass short right intended for 14-S.Watkins INTERCEPTED by 32-T.Mathieu at BLT 34. 32-T.Mathieu for 34 yards, TOUCHDOWN. vs. Kansas City, 09/19/21
65 YDs, Chuck Clark: (1:28) (Shotgun) 28-J.Taylor right end to BLT 36 for 9 yards (40-M.Harrison, 24-M.Peters). FUMBLES (24-M.Peters), RECOVERED by BLT-36-C.Clark at BLT 35. 36-C.Clark for 65 yards, TOUCHDOWN. @ Indianapolis, 11/08/20	FUMBLE RETURNED FOR A TOUCHDOWN	15 YDs, Myles Garrett: (:58) (Shotgun) T.Huntley sacked at BLT 12 for -8 yards (M.Garrett). FUMBLES (M.Garrett), RECOVERED by CLV-M.Garrett at BLT 15. M.Garrett for 15 yards, TOUCHDOWN. @ Cleveland, 12/12/21
Matthew Judon: (11:01) 15-G.Minshew II sacked in End Zone for -3 yards, SAFETY (99-M.Judon). vs. Jacksonville, 12/20/20	SAFETY SCORED	Malcom Brown: (10:53) 30-K.Dixon right tackle tackled in End Zone for -1 yards, SAFETY (90-M.Brown, 23-P.Chung). @ New England, 12/12/16
Baltimore 21, Tennessee 0 @ Tennessee, 10/14/18	SHUTOUT	Tampa Bay 25, Baltimore 0 vs. Tampa Bay, 09/15/02
4.0 SK, Peter Boulware vs. Minnesota, 01/07/02	FOUR SACK GAME	4.0 SK, Antwan Barnes @ San Diego, 12/18/11
3.0 SK, Calais Campbell @ Philadelphia, 10/18/20	THREE SACK GAME	3.0 SK, Deatrich Wise Jr. @ New England, 09/25/22
2.0 SK, Tyus Bowser @ Chicago, 11/21/21	TWO SACK GAME	3.0 SK, Deatrich Wise Jr. @ New England, 09/25/22
89t YDs, Marcus Peters @ Cincinnati, 11/10/19	70+ YARD INTERCEPTION RETURN	89t YDs, Darqueze Dennard vs. Cincinnati, 12/31/17
2 INTs, Marcus Williams vs. Miami, 09/18/22	TWO INTERCEPTIONS	2 INTs, Kyzir White vs. L.A. Chargers, 10/17/21
* Never Has Happened *	THREE INTERCEPTIONS	3 INTs, Anthony Henry vs. Cleveland, 11/18/01
* Never Has Happened *	FOUR INTERCEPTIONS	* Never Has Happened *
90 YDs, Pittsburgh 19, Baltimore 14 @ Pittsburgh, 12/02/20	LESS THAN 100 NET PASSING YARDS	48 YDs, Baltimore 38, Cincinnati 3 @ Cincinnati, 01/03/21
131 YDs, Baltimore 26, Atlanta 16 @ Atlanta, 12/02/18	LESS THAN 150 YARDS NET OFFENSE	146 YDs, Jacksonville 12, Baltimore 7 @ Jacksonville, 10/24/11
195 YDs, Baltimore 38, Cincinnati 3 @ Cincinnati, 01/03/21	LESS THAN 200 YARDS NET OFFENSE	186 YDs, Jacksonville 44, Baltimore 7 @ Jacksonville, 09/24/17
290 YDs, Cleveland 24, Baltimore 22 @ Cleveland, 12/12/21	LESS THAN 300 YARDS NET OFFENSE	274 YDs, Baltimore 24, N.Y. Jets 9 @ N.Y. Jets, 09/11/22
4 TO, Baltimore 37, New England 26 @ New England, 09/25/22	FORCED THREE+ TURNOVERS	3 TO, Pittsburgh 16, Baltimore 13 vs. Pittsburgh, 01/09/22

BY RAVENS	SPECIAL TEAMS		BY OPPONENT
-----------	---------------	--	-------------



# THE LAST TIME IT HAPPENED

103 YDs, Devin Duvernay: 7-J.Sanders kicks 68 yards from MIA 35 to BLT -3. 13-D.Duvernay for 103 yards, TOUCHDOWN. vs. Miami, 09/18/22

**KICKOFF RETURNED FOR A TOUCHDOWN**

98 YDs, Kene Nwangwu: 9-J.Tucker kicks 63 yards from BLT 35 to MIN 02. 26-K.Nwangwu for 98 yards, TOUCHDOWN. vs. Minnesota, 11/07/21

70 YDs, Cyrus Jones: (13:01) (Punt formation) 5-J.Townsend punts 52 yards to BLT 30, Center-47-T.Sieg. 27-C.Jones for 70 yards, TOUCHDOWN. vs. Oakland, 11/25/18

**PUNT RETURNED FOR A TOUCHDOWN**

85 YDs, Jamison Crowder: (5:11) (Punt formation) 4-S.Koch punts 45 yards to WAS 15, Center-46-M.Cox. 80-J.Crowder for 85 yards, TOUCHDOWN. vs. Washington, 10/09/16

Brent Urban: (:03) 6-T.Coons 51 yard field goal is BLOCKED (96-B.Urban), Center-47-C.Hughlett, Holder-8-A.Lee, RECOVERED by BLT-33-W.Hill at BLT 36. 33-W.Hill for 64 yards, TOUCHDOWN. @ Cleveland, 11/30/15

**BLOCKED FIELD GOAL RETURNED FOR A TOUCHDOWN**

\* Never Has Happened \*

Javorius Allen: (13:44) (Punt formation) 4-J.Berry punt is BLOCKED by 37-J.Allen, Center-60-G.Warren, RECOVERED by BLT-10-C.Moore at PIT 14. 10-C.Moore for 14 yards, TOUCHDOWN. vs. Pittsburgh, 11/06/16

**BLOCKED PUNT RETURNED FOR A TOUCHDOWN**

Tarell Basham: (12:13) (Punt formation) 4-S.Koch punt is BLOCKED by 93-T.Basham, Center-46-M.Cox, RECOVERED by NYJ-49-B.Bello at BLT 14. 49-B.Bello for 14 yards, TOUCHDOWN. vs. N.Y. Jets, 12/12/19

\* Never Has Happened \*

66 YDs, Justin Tucker: (:03) 9-J.Tucker 66 yard field goal is GOOD, Center-46-N.Moore, Holder-4-S.Koch. @ Detroit, 09/26/21

**MADE FIELD GOAL OF 60 YARDS OR LONGER**

56 YDs, Justin Tucker: (2:38) 9-J.Tucker 56 yard field goal is GOOD, Center-46-N.Moore, Holder-11-J.Stout. BAL 9-Tucker 50th career 50+ yard FG. @ New England, 09/25/22

**MADE FIELD GOAL OF 50-59 YARDS**

50 YDs, Nick Folk: (:01) 6-N.Folk 50 yard field goal is GOOD, Center-49-J.Cardona, Holder-7-J.Bailey. @ New England, 09/25/22

48 YDs, Justin Tucker: (:05) (Field Goal formation) 9-J.Tucker 48 yard field goal is BLOCKED (21-D.Ward), Center-46-M.Cox, Holder-4-S.Koch, recovered by BLT-46-M.Cox at CLV 7. @ Cleveland, 10/07/18

**BLOCKED FIELD GOAL**

37 YDs, Rodrigo Blankenship: (4:37) 3-R.Blankenship 37 yard field goal is BLOCKED (93-C.Campbell), Center-46-L.Rhodes, Holder-8-R.Sanchez, RECOVERED by BLT-23-A.Averett at BLT 25. vs. Indianapolis, 10/11/21

Sam Koch: (12:13) (Punt formation) 4-S.Koch punt is BLOCKED by 93-T.Basham, Center-46-M.Cox, RECOVERED by NYJ-49-B.Bello at BLT 14. 49-B.Bello for 14 yards, TOUCHDOWN. vs. N.Y. Jets, 12/12/19

**BLOCKED PUNT**

Jordan Berry: (13:44) (Punt formation) 4-J.Berry punt is BLOCKED by 37-J.Allen, Center-60-G.Warren, RECOVERED by BLT-10-C.Moore at PIT 14. 10-C.Moore for 14 yards, TOUCHDOWN. vs. Pittsburgh, 11/06/16

Justin Tucker: 9-J.Tucker extra point is No Good, Hit Left Upright, Center-46-N.Moore, Holder-11-J.Stout. @ New England, 09/25/22

**MISSED POINT AFTER TOUCHDOWN ATTEMPT**

Greg Zuerlein: 6-G.Zuerlein extra point is No Good, Wide Left, Center-42-T.Hennessy, Holder-7-B.Mann. @ N.Y. Jets, 09/11/22

Patrick Murray [Lawrence Guy blocked]: 2-P.Murray extra point is Blocked (93-L.Guy), Center-47-C.Hughlett, Holder-4-B.Colquitt. DEFENSIVE TWO-POINT ATTEMPT. 36-T.Young recovered the blocked kick. ATTEMPT SUCCEEDS. @ Cleveland, 09/18/16

**POINT AFTER TOUCHDOWN ATTEMPT BLOCKED**

Justin Tucker [Vincent Taylor blocked]: 9-J.Tucker extra point is Blocked (96-V.Taylor), Center-46-M.Cox, Holder-4-S.Koch. DEFENSIVE TWO-POINT ATTEMPT. 20-T.Thomas recovered the blocked kick. ATTEMPT FAILS. @ Cleveland, 12/14/20

Chuck Clark: 9-J.Tucker kicks inside 6 yards from BLT 35 to BLT 41. RECOVERED by BLT-36-C.Clark. @ Cleveland, 12/12/21

**SUCCESSFUL INSIDE KICK**

Johnathan Cyprien: 10-J.Scobee kicks inside 17 yards from JAX 35 to BLT 48. RECOVERED by JAX-37-J.Cyprien. vs. Jacksonville, 12/14/14

6 FG, Justin Tucker: (29, 24, 32, 49, 53, 61) @ Detroit, 12/16/13

**SIX FIELD GOALS**

6 FG, Kai Forbath: (52, 51, 43, 43, 34, 32) @ Minnesota, 10/22/17

5 FG, Justin Tucker: (48, 29, 48, 45, 39) vs. San Diego, 11/01/15

**FIVE FIELD GOALS**

6 FG, Kai Forbath: (52, 51, 43, 43, 34, 32) @ Minnesota, 10/22/17

4 FG, Justin Tucker: (22, 46, 46, 34) vs. L.A. Rams, 01/02/22

**FOUR FIELD GOALS**

4 FG, Chris Boswell: (52, 43, 24, 46) @ Pittsburgh, 12/10/17

4 FG, Justin Tucker: (22, 46, 46, 34) vs. L.A. Rams, 01/02/22

**THREE FIELD GOALS**

3 FG, Chris Boswell: (28, 40, 36) vs. Pittsburgh, 01/09/22

73 yds, Sam Koch @ New Orleans, 11/24/14

**70+ YARD PUNT**

72 yds, Kevin Huber @ Cincinnati, 01/03/21

## BY RAVENS

## BY OPPONENT

### TEAM/MISCELLANEOUS

500 YDs, Baltimore 500, Minnesota 318 vs. Minnesota, 11/07/21

**500 TOTAL YARDS OF OFFENSE**

547 YDs, Miami 547, Baltimore 473 vs. Miami, 09/18/22

473 YDs, Miami 547, Baltimore 473 vs. Miami, 09/18/22

**400-499 TOTAL YARDS OF OFFENSE**

447 YDs, New England 447, Baltimore 394 @ New England, 09/25/22

# THE LAST TIME IT HAPPENED

ST: (6:11) (No Huddle, Shotgun) D.Carr sacked at OAK 33 for -5 yards (M.Judon). FUMBLES (M.Judon) [M.Judon], RECOVERED by BLT-T.Suggs at OAK 43. T.Suggs for 43 yards, TOUCHDOWN. Suggs' 3rd career touchdown.DEF: (8:16) L.Jackson left end for 5 yards, TOUCHDOWN.DEF: (11:20) (Shotgun) L.Jackson pass short right to M.Crabtree for 8 yards, TOUCHDOWN.OFF: (13:01) (Punt formation) J.Townsend punts 52 yards to BLT 30, Center-T.Sieg. C.Jones for 70 yards, TOUCHDOWN. vs. Oakland, 11/25/18

\* Never Has Happened \*

TOUCHDOWN ON OFFENSE, DEFENSE AND SPECIAL TEAMS

Lamar Jackson/Lamar Jackson: TWO-POINT CONVERSION ATTEMPT. 8-L.Jackson pass to 89-M.Andrews is complete. ATTEMPT SUCCEEDS.TWO-POINT CONVERSION ATTEMPT. 8-L.Jackson pass to 89-M.Andrews is complete. ATTEMPT SUCCEEDS. vs. Indianapolis, 10/11/21

MADE TWO-POINT CONVERSION

Ben Roethlisberger: TWO-POINT CONVERSION ATTEMPT. 7-B.Roethlisberger pass to 88-P.Freiermuth is complete. ATTEMPT SUCCEEDS. @ Pittsburgh, 12/05/21

Tyler Huntley: TWO-POINT CONVERSION ATTEMPT. 2-T.Huntley pass to 89-M.Andrews is incomplete. ATTEMPT FAILS. vs. Green Bay, 12/19/21

FAILED TWO-POINT CONVERSION

Mac Jones: TWO-POINT CONVERSION ATTEMPT. 10-M.Jones pass to 38-R.Stevenson is complete. ATTEMPT SUCCEEDS. The Replay Official reviewed the runner was not down by contact ruling, and the play was REVERSED. TWO-POINT CONVERSION ATTEMPT. 10-M.Jones pass to 38-R.Stevenson is complete. ATTEMPT FAILS. @ New England, 09/25/22

Baltimore 59, Miami 10 @ Miami, 09/08/19

50 POINTS

\* Never Has Happened \*

Baltimore 40, Jacksonville 14 vs. Jacksonville, 12/20/20

40 POINTS

Miami 42, Baltimore 38 vs. Miami, 09/18/22

Baltimore 34, Minnesota 31 vs. Minnesota, 11/07/21

OVERTIME WIN

Pittsburgh 16, Baltimore 13 vs. Pittsburgh, 01/09/22

Pittsburgh 16, Baltimore 13 vs. Pittsburgh, 01/09/22

OVERTIME LOSS

Baltimore 34, Minnesota 31 vs. Minnesota, 11/07/21

Baltimore 10, Philadelphia 10 vs. Philadelphia, 11/16/97

OVERTIME TIE

Baltimore 10, Philadelphia 10 vs. Philadelphia, 11/16/97

0 TO, Miami 42, Baltimore 38 vs. Miami, 09/18/22

NO TURNOVERS

0 TO, Cincinnati 41, Baltimore 21 @ Cincinnati, 12/26/21

40:31 TOP, Baltimore 38, Cincinnati 3 @ Cincinnati, 01/03/21

OVER 40:00 TIME OF POSSESSION (NON-OT)

40:03 TOP, Baltimore 31, Dallas 29 vs. Dallas, 10/14/12

Baltimore 34, L.A. Chargers 6 vs. L.A. Chargers, 10/17/21

WON GAME BY 20+ POINTS

Cincinnati 41, Baltimore 21 @ Cincinnati, 12/26/21

# TEAM RECORD WHEN...

## RAVENS 2022 REGULAR SEASON RECORD WHEN...

CATEGORY	2022 SEASON		ALL-TIME		CATEGORY	2022 SEASON		ALL-TIME	
	W-L-T		W-L-T			W-L-T		W-L-T	
OVERALL	2-1		235-184-1		IN SEPTEMBER	2-1		56-35	
HOME	0-1		143-66-1		IN OCTOBER	0-0		45-53	
RAVENS AT M&T BANK STADIUM	0-1		136-58		IN NOVEMBER	0-0		65-43-1	
RAVENS ON THE ROAD	2-0		92-118		IN DECEMBER	0-0		63-46	
RAVENS OUTDOORS	2-1		225-168-1		IN JANUARY	0-0		6-6	
RAVENS INDOORS	0-0		8-16						
					ON SUNDAY NIGHT	0-0		17-13	
RAVENS SCORE FIRST	2-1		163-63-1		ON THURSDAY NIGHT	0-0		8-6	
OPPONENT SCORES FIRST	0-0		72-121		ON MONDAY NIGHT	0-0		15-13	
RAVENS SCORE ON FIRST POSSESSION	0-1		100-51		ON SATURDAY	0-0		4-1	
RAVENS SCORE 20 OR MORE POINTS	2-1		187-71						
RAVENS SCORE 19 OR LESS POINTS	0-0		48-113-1		DAY GAMES	2-1		192-151-1	
RAVENS ALLOW 20 OR MORE	1-1		59-144		NIGHT GAMES	0-0		43-33	
RAVENS ALLOW 19 OR LESS POINTS	1-0		176-40-1						
					VS. AFC NORTH OVERALL	0-0		68-52	
RAVENS LEAD AFTER 1ST QUARTER	2-1		140-39-1		VS. AFC NORTH AT HOME	0-0		40-20	
RAVENS TRAIL AFTER 1ST QUARTER	0-0		46-101		VS. AFC NORTH ON THE ROAD	0-0		28-32	
SCORE TIED AFTER 1ST QUARTER	0-0		49-44						
RAVENS LEAD AT HALFTIME	2-1		183-38-1		VS. AFC	2-1		174-143	
RAVENS TRAIL AT HALFTIME	0-0		38-128		VS. AFC EAST	2-1		29-23	
SCORE TIED AT HALFTIME	0-0		14-18		VS. AFC SOUTH	0-0		23-18	
RAVENS LEAD AFTER 3RD QUARTER	2-1		197-34-1		VS. AFC WEST	0-0		28-22	
RAVENS TRAIL AFTER 3RD QUARTER	0-0		32-142						
SCORE TIED AFTER 3RD QUARTER	0-0		6-8		VS. NFC	0-0		61-41-1	
GAME GOES TO OVERTIME	0-0		15-16-1		VS. NFC EAST	0-0		17-9-1	
					VS. NFC SOUTH	0-0		12-8	
RAVENS HAVE + TURNOVER RATIO	2-1		143-27		VS. NFC NORTH	0-0		11-9	
RAVENS HAVE - TURNOVER RATIO	0-0		41-119-1		VS. NFC WEST	0-0		18-10	
TURNOVER RATIO EVEN	0-0		51-38						
					RAVENS WEARING COLOR RUSH (ALL PURPLE)	0-0		5-1	
RAVENS HAVE 30:00+TOP	1-0		170-66-1		RAVENS WEARING BLACK JERSEYS W/ WHITE PANTS	1-0		8-6	
RAVENS HAVE LESS THAN 30:00 TOP	1-1		65-118		RAVENS WEARING BLACK JERSEYS W/ BLACK PANTS	0-0		17-5	
					RAVENS WEARING BLACK JERSEYS W/ PURPLE PANTS	0-0		2-0	
RAVENS HAVE 100-YARD RUSHER	1-1		85-29-1						
RAVENS HAVE 300 NET PASSING YARDS	0-1		23-22						
RAVENS HAVE 300-YARD PASSER	0-1		28-28						
RAVENS HAVE 1 100-YARD RECEIVER	0-0		50-38						
RAVENS HAVE 2 100-YARD RECEIVERS	0-1		3-4						
RAVENS SCORE A KR TD	0-1		5-6						
RAVENS SCORE A PR TD	0-0		12-3						



# REPLAY CHALLENGES

## RAVENS

Date	Opp.	Initial Ruling	Ruling Challenged	Ruling
------	------	----------------	-------------------	--------

### TOTALS

## OPPONENTS

Date	Opp.	Initial Ruling	Ruling Challenged	Ruling
9/18	vs. Mia.	T.Tagovailoa pass short left to J.Waddle to MIA 45 for 4 yards (M. Humphrey).	Short of line to gain	Upheld

**TOTALS** 0-for-1 (0%)

## REPLAY ASSISTANT

*Last two minutes of the half and overtime and any touchdown scoring play or turnover*

Date	Opp.	Initial Ruling	Ruling Challenged	Ruling
9/18	vs. Mia.	L.Jackson right tackle for 1 yard, TOUCHDOWN.	Broke the plane	Reversed – runner did not break plane
9/18	vs. Mia.	L.Jackson pass deep middle to M.Andrews for 26 yards, TOUCHDOWN.	Broke the plane	Reversed – runner did not break plane
9/18	vs. Mia.	T.Tagovailoa pass incomplete deep left to J.Waddle	Incomplete pass	Reversed – T.Tagovailoa pass deep left intended for J.Waddle INTERCEPTED by M.Williams at BLT 20.
9/25	at NE	TWO-POINT CONVERSION ATTEMPT. M.Jones pass to R.Stevenson is complete. ATTEMPT SUCCEEDS.	Not down by contact	Reversed – TWO-POINT CONVERSION ATTEMPT. M.Jones pass to R.Stevenson is complete. ATTEMPT FAILS.

**TOTALS** 0-for-4 (0%)

### HARBAUGH CAREER CHALLENGE TOTALS

REGULAR SEASON					POSTSEASON				
Year	No.	Reversed	Upheld	Pct.	Year	No.	Reversed	Upheld	Pct.
2008	7	3	4	42.9	2008	3	2	1	66.7
2009	11	6	5	54.6	2009	2	1	1	50.0
2010	9	1	8	11.1	2010	0	0	0	0.0
2011	12	8	4	66.7	2011	1	0	1	0.0
2012	6	3	3	50.0	2012	1	0	1	0.0
2013	12	7	5	58.3	2013	-	-	-	-
2014	8	1	7	12.5	2014	1	1	0	100.0
2015	8	3	5	37.5	2015	-	-	-	-
2016	5	2	3	40.0	2016	-	-	-	-
2017	9	5	4	55.6	2017	-	-	-	-
2018	6	3	3	50.0	2018	1	1	0	100.0
2019	6	0	6	0.0	2019	0	0	0	0.0
2020	6	3	3	50.0	2020	0	0	0	0.0
2021	6	3	3	50.0	2021	-	-	-	-
2022	-	-	-	-	2022	-	-	-	-
<b>Total</b>	<b>111</b>	<b>48</b>	<b>63</b>	<b>43.2</b>	<b>Total</b>	<b>7</b>	<b>3</b>	<b>4</b>	<b>42.8</b>



# GAME 1: RAVENS 24, JETS 9

Baltimore (1-0) • N.Y. Jets (0-1)

Sunday, September 11, 2022 • 1:00 PM EDT • MetLife Stadium • N.Y. Jets  
Rain and mid 70s Temp: 73° F, Humidity: 79%, Wind: W 3 mph • Attendance: 78,827 • Time: 3:03



<b>Baltimore Ravens</b> .....	<b>3</b>	<b>7</b>	<b>14</b>	<b>0</b>	<b>—</b>	<b>24</b>
<b>New York Jets</b> .....	<b>0</b>	<b>3</b>	<b>0</b>	<b>6</b>	<b>—</b>	<b>9</b>

## SCORING DRIVES

TEAM	QTR	TIME	SCORING PLAY	BAL	NYJ
Ravens	1	03:16	J.Tucker 24 yd. Field Goal (4-7, 1:40)	3	0
Ravens	2	03:45	D.Duvernay 25 yd. pass from L.Jackson (J.Tucker kick) (3-62, 0:56)	10	0
Jets	2	00:24	G.Zuerlein 45 yd. Field Goal (8-48, 3:21)	10	3
Ravens	3	07:14	D.Duvernay 17 yd. pass from L.Jackson (J.Tucker kick) (6-44, 3:10)	17	3
Ravens	3	02:06	R.Bateman 55 yd. pass from L.Jackson (J.Tucker kick) (5-88, 2:31)	24	3
Jets	4	01:00	T.Conklin 3 yd. pass from J.Flacco (kick failed, wl) (11-43, 1:42)	24	9

## NEW YORK JETS (HEAD COACH: ROBERT SALEH)

OFFENSE			DEFENSE		
WR	8	E. Moore	DE	91	J. Franklin-Myers
LT	76	G. Fant	DL	98	S. Rankins
LG	78	L. Tomlinson	DE	95	Q. Williams
C	60	C. McGovern	LB	57	C. Mosley
RG	75	A. Vera-Tucker	LB	56	Q. Williams
RT	61	M. Mitchell	LB	58	C. Lawson
TE	81	L. Cager	LB	9	K. Alexander
TE	83	T. Conklin	CB	4	D. Reed
TE	87	C. Uzomah	CB	1	S. Gardner
QB	19	J. Flacco	S	29	L. Joyner
RB	32	M. Carter	S	3	J. Whitehead

## BALTIMORE RAVENS (HEAD COACH: JOHN HARBAUGH)

OFFENSE			DEFENSE		
WR	7	R. Bateman	DT	92	J. Madubuike
WR	13	D. Duvernay	NT	58	M. Pierce
LT	71	J. James	DE	93	C. Campbell
LG	72	B. Powers	RUSH	99	O. Oweh
C	64	T. Linderbaum	MLB	56	J. Bynes
RG	70	K. Zeitler	WLB	6	P. Queen
RT	78	M. Moses	SAM	40	M. Harrison
TE	89	M. Andrews	CB	23	K. Fuller
QB	8	L. Jackson	SS	36	C. Clark
FB	42	P. Ricard	FS	32	M. Williams
RB	17	K. Drake	CB	44	M. Humphrey

**OFFICIALS:** Referee: Craig Wrolstad (4), Umpire: Steve Woods (54), Down Judge: Jim Mello (48), Side Judge: Jeff Lamberth (21), Back Judge: Grantis Bell (27), Line Judge: Tripp Sutter (37), Field Judge: Jeff Shears, Replay Official: Kevin Stine, Replay Assistant: Gavin Anderson

## BALTIMORE RAVENS

PASSING	ATT	CP	YDS	SK/YD	TD	LG	INT	RTG
Lamar Jackson	30	17	213	2/2	3	55t	1	98.3
<b>TOTAL</b>	<b>30</b>	<b>17</b>	<b>213</b>	<b>2/2</b>	<b>3</b>	<b>55T</b>	<b>1</b>	<b>98.3</b>

RUSHING	ATT	YDS	AVG	LG	TD
Kenyan Drake	11	31	2.8	8	0
Lamar Jackson	6	17	2.8	8	0
Mike Davis	2	11	5.5	10	0
Justice Hill	2	4	2.0	3	0
<b>TOTAL</b>	<b>21</b>	<b>63</b>	<b>3.0</b>	<b>10</b>	<b>0</b>

RECEIVING	NO	YDS	AVG	LG	TD
Mark Andrews	5	52	10.4	17	0
Devin Duvernay	4	54	13.5	25t	2
Rashod Bateman	2	59	29.5	55t	1
Demarcus Robinson	2	19	9.5	11	0
Justice Hill	2	7	3.5	5	0
Kenyan Drake	1	15	15.0	15	0
Patrick Ricard	1	7	7.0	7	0
<b>TOTAL</b>	<b>17</b>	<b>213</b>	<b>12.5</b>	<b>55T</b>	<b>3</b>

TOP DEFENSE	TOT	SOLO	AST	SCK	YDS	INT
Marcus Williams	12	10	2	0.0	0.0	1
Patrick Queen	9	5	4	0.5	2.5	0
Chuck Clark	8	4	4	0.0	0.0	0

FIELD GOALS	FGM/FGA	PERCENT	RESULTS
Justin Tucker	1-1	100.0	24G
<b>TOTAL</b>	<b>1-1</b>	<b>100.0</b>	

## NEW YORK JETS

PASSING	ATT	CP	YDS	SK/YD	TD	LG	INT	RTG
Joe Flacco	59	37	309	3/12	1	24	1	74.8
<b>TOTAL</b>	<b>59</b>	<b>37</b>	<b>309</b>	<b>3/12</b>	<b>1</b>	<b>24</b>	<b>1</b>	<b>74.8</b>

RUSHING	ATT	YDS	AVG	LG	TD
Michael Carter	10	60	6.0	22	0
Breece Hall	6	23	3.8	14	0
Joe Flacco	1	0	0.0	0	0
<b>TOTAL</b>	<b>17</b>	<b>83</b>	<b>4.9</b>	<b>22</b>	<b>0</b>

RECEIVING	NO	YDS	AVG	LG	TD
Michael Carter	7	40	5.7	11	0
Corey Davis	6	77	12.8	17	0
Breece Hall	6	38	6.3	16	0
Elijah Moore	5	49	9.8	24	0
Braxton Berrios	5	37	7.4	13	0
Garrett Wilson	4	52	13.0	19	0
Tyler Conklin	4	16	4.0	6	1
<b>TOTAL</b>	<b>37</b>	<b>309</b>	<b>8.4</b>	<b>24</b>	<b>1</b>

TOP DEFENSE	TOT	SOLO	AST	SCK	YDS	INT
C.J. Mosley	11	7	4	0.0	0.0	0
Quincy Williams	6	6	0	1.0	0.0	0
Jordan Whitehead	5	4	1	0.0	0.0	0

FIELD GOALS	FGM/FGA	PERCENT	RESULTS
Greg Zuerlein	1-2	50.0	45WL, 45G
<b>TOTAL</b>	<b>1-2</b>	<b>50.0</b>	

## GAME HIGHLIGHTS

- Baltimore now owns a 10-2 all-time regular season series lead over the Jets, including 4-2 as the visitors, and a 5-1 record against New York during the **John Harbaugh** Era (since 2008).
- QB Lamar Jackson** completed 17-of-30 passes for 213 yards and 3 TDs (98.3 rating) with 1 INT, while adding 17 rushing yards on 6 carries. It marks the 14th time in Jackson's career that he's notched at least 3 TD passes, with Baltimore owning a 13-1 record in such contests.
- WR Devin Duvernay** posted career highs in receptions (4, tied), receiving yards (54) and TD grabs (2), while **WR Rashod Bateman** caught a 55-yard TD, marking the longest reception of his career.
- S Marcus Williams** had a team-high and career single-game best 12 tackles (10 solo), while adding 1 INT (returned 33 yards) – his first as a Raven.
- The Ravens' defense permitted just 2-of-14 (14.3%) third-down conversions against the Jets.

## Team Statistics

	Ravens	Jets
First Downs	13	24
3rd-Down Eff. (Made/Att/Pct)	5/13/38%	2/14/14%
4th-Down Eff. (Made/Att/Pct)	0/0/0%	3/4/75%
Total Net Yards	274	380
Total Plays	53	79
Yards Per Play	5.2	4.8
Rushes/Net Yards	21/63	17/83
Net Passing	211	297
Pass Attempts/Completions	30/17	59/37
Had Intercepted	1	1
Sacked/Yards Lost	2/2	3/12
Punts/Average	6/48.5	6/42.2
Penalties/Yards	5/29	6/81
Fumbles/Lost	1/0	2/1
Possession Time	27:30	32:30



# GAME 2: DOLPHINS 42, RAVENS 38

Miami (2-0) • Baltimore (1-1)

Sunday, September 18, 2022 • 1:00 PM EDT • M&T Bank Stadium • Baltimore  
Sunny Temp: 82° F, Humidity: 61%, Wind: NE 6 mph • Attendance: 70,582 • Time: 3:20



Miami Dolphins	0	7	7	28	—	42
Baltimore Ravens	7	21	7	3	—	38

## SCORING DRIVES

TEAM	QTR	TIME	SCORING PLAY	MIA	BAL
Ravens	1	14:47	D.Duvernay 103 yd. kickoff return (J.Tucker kick) (0-0, 0:13)	0	7
Dolphins	2	10:54	J.Waddle 6 yd. pass from T.Tagovailoa (J.Sanders kick) (6-94, 3:49)	7	7
Ravens	2	10:44	R.Bateman 75 yd. pass from L.Jackson (J.Tucker kick) (1-75, 0:10)	7	14
Ravens	2	04:03	M.Andrews 1 yd. pass from L.Jackson (J.Tucker kick) (6-66, 2:43)	7	21
Ravens	2	00:29	D.Robinson 12 yd. pass from L.Jackson (J.Tucker kick) (6-80, 0:51)	7	28
Dolphins	3	07:52	M.Gesicki 14 yd. pass from T.Tagovailoa (J.Sanders kick) (12-75, 7:08)	14	28
Ravens	3	00:26	L.Jackson 79 yd. run (J.Tucker kick) (3-87, 1:35)	14	35
Dolphins	4	12:12	R.Cracraft 2 yd. pass from T.Tagovailoa (J.Sanders kick) (7-75, 3:14)	21	35
Dolphins	4	07:47	T.Hill 48 yd. pass from T.Tagovailoa (J.Sanders kick) (5-59, 1:24)	28	35
Dolphins	4	05:19	T.Hill 60 yd. pass from T.Tagovailoa (J.Sanders kick) (3-64, 1:27)	35	35
Ravens	4	02:18	J.Tucker 51 yd. Field Goal (6-42, 3:01)	35	38
Dolphins	4	00:14	J.Waddle 7 yd. pass from T.Tagovailoa (J.Sanders kick) (6-68, 2:04)	42	38

## MIAMI DOLPHINS (HEAD COACH: MIKE MCDANIEL)

OFFENSE			DEFENSE		
WR	10	T. Hill	DE	94	C. Wilkins
WR	17	J. Waddle	NT	92	Z. Sieler
LT	72	T. Armstead	DT	98	R. Davis
LG	74	L. Eichenberg	LB	55	J. Baker
C	58	C. Williams	LB	45	D. Riley
RG	68	R. Hunt	LB	52	E. Roberts
RT	75	G. Little	LB	15	J. Phillips
TE	81	D. Smythe	CB	25	X. Howard
QB	1	T. Tagovailoa	CB	40	N. Needham
RB	31	R. Mostert	S	8	J. Holland
FB	30	A. Ingold	S	29	B. Jones

## BALTIMORE RAVENS (HEAD COACH: JOHN HARBAUGH)

OFFENSE			DEFENSE		
WR	13	D. Duvernay	DT	92	J. Madubuike
LT	65	P. Mekari	NT	58	M. Pierce
LG	72	B. Powers	DE	93	C. Campbell
C	64	T. Linderbaum	RUSH	99	O. Oweh
RG	70	K. Zeitler	MLB	56	J. Bynes
RT	78	M. Moses	WLB	6	P. Queen
TE	89	M. Andrews	SAM	40	M. Harrison
TE	84	J. Oliver	CB	24	M. Peters
QB	8	L. Jackson	SS	36	C. Clark
FB	42	P. Ricard	FS	32	M. Williams
RB	17	K. Drake	CB	44	M. Humphrey

OFFICIALS: Referee: Adrian Hill (29), Umpire: Roy Ellison (81), Down Judge: David Oliver (24), Field Judge: Mearl Robinson (31), Back Judge: Keith Ferguson (61), Side Judge: Jim Quirk (5), Replay Official: Roddy Ames, Line Judge: Kevin Codey (16)

## MIAMI DOLPHINS

PASSING	ATT	CP	YDS	SK/YD	TD	LG	INT	RTG
Tua Tagovailoa	50	36	469	1/8	6	60t	2	124.1
<b>TOTAL</b>	<b>50</b>	<b>36</b>	<b>469</b>	<b>1/8</b>	<b>6</b>	<b>60T</b>	<b>2</b>	<b>124.1</b>

RUSHING	ATT	YDS	AVG	LG	TD
Raheem Mostert	11	51	4.6	11	0
Chase Edmonds	5	33	6.6	28	0
Alec Ingold	1	1	1.0	1	0
Tua Tagovailoa	1	1	1.0	1	0
<b>TOTAL</b>	<b>18</b>	<b>86</b>	<b>4.8</b>	<b>28</b>	<b>0</b>

RECEIVING	NO	YDS	AVG	LG	TD
Tyreek Hill	11	190	17.3	60t	2
Jaylen Waddle	11	171	15.5	59	2
Mike Gesicki	4	41	10.3	14t	1
Raheem Mostert	3	28	9.3	13	0
Alec Ingold	2	15	7.5	13	0
Trent Sherfield	2	9	4.5	12	0
Chase Edmonds	1	8	8.0	8	0
Durham Smythe	1	5	5.0	5	0
River Cracraft	1	2	2.0	2t	1
<b>TOTAL</b>	<b>36</b>	<b>469</b>	<b>13.0</b>	<b>60T</b>	<b>6</b>

TOP DEFENSE	TOT	SOLO	AST	SCK	YDS	INT
Christian Wilkins	8	6	2	0.0	0.0	0
Eric Rowe	6	6	0	0.0	0.0	0
Duke Riley	4	3	1	0.0	0.0	0

FIELD GOALS	FGM/FGA	PERCENT	RESULTS
	No Field Goals		

## BALTIMORE RAVENS

PASSING	ATT	CP	YDS	SK/YD	TD	LG	INT	RTG
Lamar Jackson	29	21	318	0/0	3	75t	0	142.6
<b>TOTAL</b>	<b>29</b>	<b>21</b>	<b>318</b>	<b>0/0</b>	<b>3</b>	<b>75T</b>	<b>0</b>	<b>142.6</b>

RUSHING	ATT	YDS	AVG	LG	TD
Lamar Jackson	9	119	13.2	79t	1
Justice Hill	3	16	5.3	13	0
Kenyan Drake	6	8	1.3	6	0
Patrick Ricard	1	5	5.0	5	0
Mike Davis	5	4	0.8	3	0
Mark Andrews	1	3	3.0	3	0
<b>TOTAL</b>	<b>25</b>	<b>155</b>	<b>6.2</b>	<b>79T</b>	<b>1</b>

RECEIVING	NO	YDS	AVG	LG	TD
Mark Andrews	9	104	11.6	25	1
Rashod Bateman	4	108	27.0	75t	1
Isaiah Likely	4	43	10.8	34	0
Devin Duvernay	2	42	21.0	26	0
Demarcus Robinson	1	12	12.0	12t	1
Tylan Wallace	1	9	9.0	9	0
<b>TOTAL</b>	<b>21</b>	<b>318</b>	<b>15.1</b>	<b>75T</b>	<b>3</b>

TOP DEFENSE	TOT	SOLO	AST	SCK	YDS	INT
Marcus Williams	10	7	3	0.0	0.0	2
Marlon Humphrey	7	4	3	0.0	0.0	0
Chuck Clark	5	5	0	0.0	0.0	0

FIELD GOALS	FGM/FGA	PERCENT	RESULTS
Justin Tucker	1-1	100.0	51G
<b>TOTAL</b>	<b>1-1</b>	<b>100.0</b>	

## GAME HIGHLIGHTS

- **QB Lamar Jackson** (119 rushing yards) eclipsed the century mark for the 11th time, surpassing Michael Vick for the most 100-yard rushing games by a QB in NFL history, also becoming the first player to throw a TD of 75-plus yards and rush for a TD of 75-plus yards in a single game.
- **S Marcus Williams** had a game-high 10 tackles and 2 INTs, marking his second-career multi-INT game and first since 12/31/17 at TB (w/ NO).
- **WR Devin Duvernay** registered a 103-yard KOR-TD to open the game, marking the league's first KOR-TD of the 2022 season and the second (93 yards on 9/28/20 vs. KC) of Duvernay's career. It also marked the first opening-game kickoff for a TD in Ravens history.
- **TE Mark Andrews'** receiving TD was the 30<sup>th</sup> of his career, passing WR Derrick Mason (29) for third most in team history. Andrews also joined Mike Ditka (32), Antonio Gates (43), Tony Gonzalez (30), Jimmy Graham (51), Rob Gronkowski (54) and Kellen Winslow Sr. (35) as one of seven TEs in NFL history to reach that mark in the first five seasons of a career.

## Team Statistics

	Dolphins	Ravens
First Downs	27	23
3rd-Down Eff. (Made/Att/Pct)	7/11/64%	3/10/30%
4th-Down Eff. (Made/Att/Pct)	2/2/100%	1/3/33%
Total Net Yards	547	473
Total Plays	69	54
Yards Per Play	7.9	8.8
Rushes/Net Yards	18/86	25/155
Net Passing	461	318
Pass Attempts/Completions	50/36	29/21
Had Intercepted	2	0
Sacked/Yards Lost	1/8	0/0
Punts/Average	2/41.0	2/40.5
Penalties/Yards	8/51	1/5
Fumbles/Lost	0/0	1/0
Possession Time	34:47	25:13





# GAME 3: RAVENS 37, PATRIOTS 26

Baltimore (2-1) • New England (1-2)

Sunday, September 25, 2022 • 1:00 PM EDT • Gillette Stadium • New England

Mostly Cloudy Temp: 66° F, Humidity: 61%, Wind: NE 10 mph • Attendance: 65,878 • Time: 3:04



<b>Baltimore Ravens</b> .....	<b>7</b>	<b>7</b>	<b>17</b>	<b>6</b>	<b>—</b>	<b>37</b>
<b>New England Patriots</b> .....	<b>0</b>	<b>13</b>	<b>7</b>	<b>6</b>	<b>—</b>	<b>26</b>

## SCORING DRIVES

TEAM	QTR	TIME	SCORING PLAY	BAL	NE
Ravens	1	04:09	M.Andrews 5 yd. pass from L.Jackson (J.Tucker kick) (11-69, 6:23)	7	0
Patriots	2	14:57	N.Folk 35 yd. Field Goal (7-62, 4:12)	7	3
Patriots	2	05:58	M.Jones 3 yd. run (N.Folk kick) (6-32, 2:14)	7	10
Ravens	2	00:30	M.Andrews 16 yd. pass from L.Jackson (J.Tucker kick) (9-75, 5:28)	14	10
Patriots	2	00:00	N.Folk 50 yd. Field Goal (5-43, 0:30)	14	13
Patriots	3	12:14	D.Harris 2 yd. run (N.Folk kick) (7-75, 2:46)	14	20
Ravens	3	08:39	J.Oliver 1 yd. pass from L.Jackson (J.Tucker kick) (7-75, 3:35)	21	20
Ravens	3	04:41	D.Duvernay 4 yd. pass from L.Jackson (J.Tucker kick) (4-44, 1:37)	28	20
Ravens	3	02:33	J.Tucker 56 yd. Field Goal (4-5, 1:31)	31	20
Patriots	4	12:39	R.Stevenson 1 yd. run (pass failed) (9-75, 4:54)	31	26
Ravens	4	03:00	L.Jackson 9 yd. run (kick failed, hlu) (7-73, 2:35)	37	26

## NEW ENGLAND PATRIOTS (HEAD COACH: BILL BELICHIK)

OFFENSE			DEFENSE		
WR	1	D. Parker	LE	91	D. Wise Jr.
LT	77	T. Brown	DL	92	D. Godchaux
LG	69	C. Strange	RE	93	L. Guy
C	60	D. Andrews	LB	9	M. Judon
RG	71	M. Onwenu	LB	8	J. Bentley
RT	76	I. Wynn	LB	30	M. Wilson Sr.
TE	85	H. Henry	LCB	31	J. Jones
RB	15	N. Agholor	RCB	2	J. Mills
RB	84	K. Bourne	DB	3	J. Peppers
QB	10	M. Jones	S	21	A. Phillips
RB	37	D. Harris	S	32	D. McCourty

## BALTIMORE RAVENS (HEAD COACH: JOHN HARBAUGH)

OFFENSE			DEFENSE		
WR	7	R. Bateman	DT	92	J. Madubuike
WR	13	D. Duvernay	NT	58	M. Pierce
LT	65	P. Mekari	DE	93	C. Campbell
LG	72	B. Powers	RUSH	50	J. Houston
C	64	T. Linderbaum	MLB	56	J. Bynes
RG	70	K. Zeitler	WLB	6	P. Queen
RT	78	M. Moses	CB	24	M. Peters
TE	89	M. Andrews	SS	36	C. Clark
QB	8	L. Jackson	FS	32	M. Williams
FB	42	P. Ricard	CB	44	M. Humphrey
RB	27	J. Dobbins	DB	5	J. Armour-Davis

**OFFICIALS:** Referee: Bill Vinovich (52), Field Judge: Joe Blubaugh (57), Down Judge: Jerry Bergman (91), Line Judge: Mark Perlman (9), Umpire: Alex Moore (49), Side Judge: Jimmy Buchanan (86), Back Judge: Jimmy Russell (82), Replay Official: Mark Butterworth

## BALTIMORE RAVENS

PASSING	ATT	CP	YDS	SK/YD	TD	LG	INT	RTG
Lamar Jackson	29	18	218	4/12	4	35	1	110.3
<b>TOTAL</b>	<b>29</b>	<b>18</b>	<b>218</b>	<b>4/12</b>	<b>4</b>	<b>35</b>	<b>1</b>	<b>110.3</b>

RUSHING	ATT	YDS	AVG	LG	TD
Lamar Jackson	11	107	9.7	38	1
Justice Hill	6	60	10.0	34	0
J.K. Dobbins	7	23	3.3	5	0
Devin Duvernay	2	-2	-1.0	2	0
<b>TOTAL</b>	<b>26</b>	<b>188</b>	<b>7.2</b>	<b>38</b>	<b>1</b>

RECEIVING	NO	YDS	AVG	LG	TD
Mark Andrews	8	89	11.1	25	2
Rashod Bateman	2	59	29.5	35	0
Devin Duvernay	2	25	12.5	21	1
J.K. Dobbins	2	17	8.5	11	0
Josh Oliver	2	8	4.0	7	1
Patrick Ricard	1	12	12.0	12	0
Isaiah Likely	1	8	8.0	8	0
<b>TOTAL</b>	<b>18</b>	<b>218</b>	<b>12.1</b>	<b>35</b>	<b>4</b>

TOP DEFENSE	TOT	SOLO	AST	SCK	YDS	INT
Josh Bynes	10	8	2	0.0	0.0	1
Chuck Clark	9	6	3	0.0	0.0	0
Marlon Humphrey	5	5	0	0.0	0.0	1

FIELD GOALS	FGM/FGA	PERCENT	RESULTS
Justin Tucker	1-1	100.0	56G
<b>TOTAL</b>	<b>1-1</b>	<b>100.0</b>	

## NEW ENGLAND PATRIOTS

PASSING	ATT	CP	YDS	SK/YD	TD	LG	INT	RTG
Mac Jones	32	22	321	3/19	0	40	3	62.1
<b>TOTAL</b>	<b>32</b>	<b>22</b>	<b>321</b>	<b>3/19</b>	<b>0</b>	<b>40</b>	<b>3</b>	<b>62.1</b>

RUSHING	ATT	YDS	AVG	LG	TD
Rhamondre Stevenson	12	73	6.1	18	1
Damien Harris	11	41	3.7	10	1
Mac Jones	5	31	6.2	15	1
<b>TOTAL</b>	<b>28</b>	<b>145</b>	<b>5.2</b>	<b>18</b>	<b>3</b>

RECEIVING	NO	YDS	AVG	LG	TD
DeVante Parker	5	156	31.2	40	0
Kendrick Bourne	4	58	14.5	26	0
Rhamondre Stevenson	4	28	7.0	11	0
Jonnu Smith	4	25	6.3	8	0
Nelson Agholor	2	41	20.5	28	0
Damien Harris	2	5	2.5	9	0
Hunter Henry	1	8	8.0	8	0
<b>TOTAL</b>	<b>22</b>	<b>321</b>	<b>14.6</b>	<b>40</b>	<b>0</b>

TOP DEFENSE	TOT	SOLO	AST	SCK	YDS	INT
Devin McCourty	8	7	1	0.0	0.0	0
Adrian Phillips	7	3	4	0.0	0.0	0
Jabrill Peppers	6	5	1	0.0	0.0	0

FIELD GOALS	FGM/FGA	PERCENT	RESULTS
Nick Folk	2-2	100.0	35G, 50G
<b>TOTAL</b>	<b>2-2</b>	<b>100.0</b>	

## GAME HIGHLIGHTS

- Head coach **John Harbaugh** has led the Ravens to 150 total wins since his 2008 arrival, ranking as the league's fifth most. (He has compiled an impressive 150-97 overall record.)
- **QB Lamar Jackson** became the first player in the Super Bowl era with 10+ pass TD and 100+ rush yards in the first three games of a season.
- **TE Mark Andrews** recorded a team-high 8 receptions for 89 yards and 2 TDs. In his seventh-career multi-TD performance, the second most by a Raven (**Todd Heap** – 9), Andrews also surpassed **WR Torrey Smith** for the second-most TD receptions (31) in team history (Heap – 41).
- **CB Marcus Peters**, who posted 2 takeaways (1 INT & 1 FR), has 41 total takeaways (32 INTs), which are both good for the NFL's most since entering the league in 2015.
- With 1 INT, **CB Marlon Humphrey** (10 INTs) became the third Raven in franchise history to register double-digit INTs and double-digit FFs (12) throughout a career. In doing so, he joined Hall of Famers **LB Ray Lewis** (31 INTs & 19 FFs) and **S Ed Reed** (61 INTs & 11 FFs) as the only Ravens to accomplish that feat.

## Team Statistics

	Ravens	Patriots
First Downs	19	22
3rd-Down Eff. (Made/Att/Pct)	5/11/45%	2/9/22%
4th-Down Eff. (Made/Att/Pct)	0/0/0%	1/2/50%
Total Net Yards	394	447
Total Plays	59	63
Yards Per Play	6.7	7.1
Rushes/Net Yards	26/188	28/145
Net Passing	206	302
Pass Attempts/Completions	29/18	32/22
Had Intercepted	1	3
Sacked/Yards Lost	4/12	3/19
Punts/Average	3/44.3	2/50.0
Penalties/Yards	2/10	3/16
Fumbles/Lost	1/1	3/1
Possession Time	30:36	29:24