

BALTIMORE RAVENS GAME RELEASE

UNDER ARMOUR PERFORMANCE CENTER | 1 WINNING DRIVE | OWINGS MILLS, MD

PH: 410-701-4000 | BALTIMORERAVENS.COM | TWITTER: @RAVENS

WORLD CHAMPIONS: SUPER BOWL XXXV (2000) & SUPER BOWL XLVII (2012)



CINCINNATI BENGALS VS. BALTIMORE RAVENS



[2-2] WEEK 5 – SUNDAY, OCT. 9, 2022 [2-2]
8:20 P.M. ET – M&T BANK STADIUM (70,745)

QUICK HITS

✗ It's an AFC North primetime showdown (8:20 p.m. kickoff) when the Baltimore Ravens (2-2) host the Cincinnati Bengals (2-2) on Sunday Night Football from M&T Bank Stadium. Cincinnati, which has won two straight, is tied with Baltimore and Cleveland (also 2-2) atop the division standings, with Pittsburgh sitting at 1-3.

✗ The Ravens fell in heartbreaking fashion, 23-20, to Buffalo last Sunday after the Bills scored 20 unanswered points, including a 21-yard game-winning FG as time expired. Baltimore jumped out to a 20-3 lead late in the second quarter but couldn't withstand a steady second-half Bills' comeback in a game that featured driving rain and windy conditions. Buffalo totaled 326 yards of offense, marching 77 yards on its decisive drive after the Ravens were unable to score a TD on fourth-and-goal from the Bills' 2-yard line with 4:15 remaining in a 20-20 battle. **QB Lamar Jackson** accounted for 217 yards (144 passing & 73 rushing), throwing 1 TD to **RB J.K. Dobbins**, who also rushed for a 4-yard score. On defense, the Ravens tallied 2 takeaways (**CB Marlon Humphrey INT** & **S Marcus Williams FR** forced by **OLB Odafe Oweh**) and held Bills QB Josh Allen to a season-low 68.4 passer rating.

✗ The Ravens lead the all-time series vs. Cincinnati, 27-25, including a 17-9 mark in Charm City. Under head coach **John Harbaugh**, the series is tied, 14-14, with the Ravens going 9-5 at M&T Bank Stadium. After sweeping the Bengals in 2019 and 2020, Cincinnati emerged victorious in both 2021 battles.

✗ In his 15th season leading Baltimore, Coach Harbaugh is the NFL's third-longest tenured head coach, behind only Bill Belichick (23 seasons) and Mike Tomlin (16). Harbaugh has guided the Ravens to 150 total wins since his 2008 arrival, ranking as the league's fifth most.

UPCOMING SCHEDULE

Wed. Oct. 5: 1:40 p.m. . . . Practice/Media Viewing (approx. 30 min.)
3:30 p.m. . . . Coach Harbaugh/Players Podium & Open Locker Room
Thu. Oct. 6: 1:40 p.m. . . . Practice/Media Viewing (approx. 30 min.)
3:30 p.m. . . . Coordinators Podium & Open Locker Room
Fri. Oct. 7: 11:30 a.m. . . . Practice/Media Viewing (approx. 30 min.)
1:15 p.m. . . . Coach Harbaugh Podium & Open Locker Room

CALLING THE ACTION

Television: NBC Sunday Night Football / WBAL Ch. 11 (Baltimore)
- Mike Tirico (play-by-play) - Cris Collinsworth (analyst) - Melissa Stark (sideline)
- Robert Hyland (producer) - Drew Esocoff (director)

Local Radio: WBAL (1090 AM) & 98Rock (97.9 FM)
- Gerry Sandusky (play-by-play) - Rod Woodson (analyst)

National Radio: Westwood One Sports
- Ryan Radtke (play-by-play) - Ross Tucker (analyst)

COACH HARBS SAYS

COACH HARBAUGH ON THE RAVENS' WEEK 5 MINDSET:

"The NFL – you fight, you compete, it's an emotional deal, and that's what makes it so compelling. That's why we love it and being a part of it and competing. The highs are high, and the lows are low, because it's such a big challenge to be able to win a game in this league. We're four games in – basically, the first quarter is over. We're 2-2, tied for the division lead, and that's where we stand. So, you take a step back, you look at that, and you understand where you're at, and we start getting ready for the most important game of the season so far, which will be Sunday Night Football against the Bengals."

INJURY UPDATE

All-Pro **LT Ronnie Stanley** (ankle) has missed the season's first four games, while his backup (**T Ja'Wuan James**) is on IR with an Achilles injury. **OLB Justin Houston** (groin) and third-string **LT Patrick Mekari** (ankle) did not play last week vs. Buffalo. Starting **NT Michael Pierce** (biceps) was placed on IR on Sept. 29. Standouts **OLB Tyus Bowser** (Achilles) and **RB Gus Edwards** (knee) are on the Reserve/PUP list.

NOTE THE QUOTE

G KEVIN ZEITLER ON BALTIMORE'S 2-2 RECORD & WEEK 4 DEFEAT:

"The way I think our team is looking at it right now is it's still early. It hurts, it burns, everyone is angry; that's good. We need to use that and get that to improve, but we've got to move forward. We have another tough test [Sunday vs. Cincinnati], and we have to get it going."

WHAT'S GOING ON?

PRIMETIME AT THE BANK

- ✗ Under John Harbaugh (since 2008), the Ravens are 18-2 at home in primetime games, producing the NFL's best such winning percentage (.900).
- ✗ Baltimore is 7-1 at home on Sunday Night Football under Coach Harbaugh.
- ✗ Lamar Jackson is 6-1 at home in primetime, accounting for 20 total TDs (15 passing & 5 rushing). He owns a 102.0 passer rating in these games, winning four straight.



BEST HOME RECORDS IN PRIMETIME GAMES

[SINCE 2008 / JOHN HARBAUGH ERA]

| Rk. | Team | Record | Pct. |
|-----|-------------------|--------|------|
| 1. | Baltimore Ravens | 18-2 | .900 |
| 2. | Seattle Seahawks | 23-5 | .821 |
| 3. | Green Bay Packers | 29-7 | .806 |

Chad Steele - SVP of Communications ■ Patrick Gleason - VP of Public Relations ■ Marisol Renner - Director of Publications ■ Tom Valente - Director of Public Relations
Vernon Dennis - Public Relations Coordinator ■ Dan Horowitz - Public Relations Coordinator ■ Emma Levine - Public Relations Intern

RAVENS 2022 INFORMATION

SCHEDULE & RESULTS [2-2]

| Date | Opponent | Time/Network |
|----------------------|-------------------------|-------------------|
| Sun. Sept. 11 | at New York Jets | W, 24-9 |
| Sun. Sept. 18 | MIAMI DOLPHINS | L, 38-42 |
| Sun. Sept. 25 | at New England Patriots | W, 37-26 |
| Sun. Oct. 2 | BUFFALO BILLS | L, 20-23 |
| Sun. Oct. 9 | CINCINNATI BENGALS | 8:20 p.m. (NBC) |
| Sun. Oct. 16 | at New York Giants | 1 p.m. |
| Sun. Oct. 23* | CLEVELAND BROWNS | 1 p.m. |
| Thurs. Oct. 27 | at Tampa Bay Buccaneers | 8:15 p.m. (Prime) |
| Mon. Nov. 7 | at New Orleans Saints | 8:15 p.m. (ESPN) |
| Sun. Nov. 13 | BYE | |
| Sun. Nov. 20* | CAROLINA PANTHERS | 1 p.m. |
| Sun. Nov. 27* | at Jacksonville Jaguars | 1 p.m. |
| Sun. Dec. 4* | DENVER BRONCOS | 1 p.m. |
| Sun. Dec. 11* | at Pittsburgh Steelers | 1 p.m. |
| Sat./Sun. Dec. 17/18 | at Cleveland Browns | TBD |
| Sat. Dec. 24 | ATLANTA FALCONS | 1 p.m. |
| Sun. Jan. 1* | PITTSBURGH STEELERS | 1 p.m. |
| Sat./Sun. Jan. 7/8 | at Cincinnati Bengals | TBD |

* Flexible Scheduling Games Home Games in CAPS All Times Eastern

NUMBERS TO NOTE

2 – TDs (1 rushing & 1 receiving) by **RB J.K. Dobbins** last Sunday vs. Buffalo. Dobbins, who has returned from a 2021 season-ending knee injury, last played the Bengals in Week 17 of the 2020 campaign, when he posted a single-game career-high 160 rushing yards at Cincinnati.

2 – Teams in NFL history to each have three teammates on the roster who have recorded at least 90 career sacks: 2022 Ravens – **DE Calais Campbell** (94.5), **OLB Justin Houston** (104) & **Jason Pierre-Paul** (91.5); 1994 Packers – Reggie White, Steve McMichael & Sean Jones.

4 – Receiving TDs by **TE Mark Andrews** in his last three primetime games, scoring at least 1 in each contest and adding two 2-point conversions.

13 – An NFL-high total TDs accounted for (11 passing & 2 rushing) by **QB Lamar Jackson**, entering Week 5. Jackson's 11 passing TDs tie (Patrick Mahomes & Jared Goff) for most in the NFL.

15.4 – An NFL-best PR average for **WR Devin Duvernay**, entering Week 5. Duvernay also owns the NFL's only KOR-TD this season, a 103-yarder in Week 2 vs. Miami.

21.6 – Top speed reached by **WR Devin Duvernay** on his 103-yard KOR-TD in Week 2 vs. Miami – the fastest speed recorded by any NFL ball carrier in 2022.

59 – Consecutive FGs made in the fourth quarter/OT by **K Justin Tucker**, marking the longest streak in NFL history. Tucker (91.2%) is the most accurate kicker in league history.

NOTE OF THE WEEK I

✗ Baltimore has recorded an NFL-high (tied, Phi.) 10 takeaways (7 INTs & 3 FRs) this season, entering Week 5. This figure puts the Ravens on pace to register 43 takeaways in 2022.

✗ New Ravens **S Marcus Williams** has tallied an NFL-best (tied, Jordan Poyer) 4 takeaways through four games. He has 3 INTs and 1 FR, while **CB Marlon Humphrey** ties (two players) for third in NFL takeaways with 3 (2 INTs & 1 FR).

NFL'S MOST TAKEAWAYS / 2022 SEASON

| Rk. | Team | TA | INT | FR |
|-----|----------------------|----|-----|----|
| 1. | Baltimore Ravens | 10 | 7 | 3 |
| | Philadelphia Eagles | 10 | 5 | 5 |
| 3. | Buffalo Bills | 9 | 7 | 2 |
| | Jacksonville Jaguars | 9 | 7 | 2 |
| | Tampa Bay Buccaneers | 9 | 6 | 3 |

NFL'S MOST INDIVIDUAL TAKEAWAYS / 2022 SEASON

| Rk. | Player | TA | INT | FR |
|-----|---------------------------|----|-----|----|
| 1. | Marcus Williams (Bal.) | 4 | 3 | 1 |
| | Jordan Poyer (Buf.) | 4 | 4 | 0 |
| 3. | Marlon Humphrey (Bal.) | 3 | 2 | 1 |
| | Minkah Fitzpatrick (Pit.) | 3 | 3 | 0 |
| | Eddie Jackson (Chi.) | 3 | 3 | 0 |

NOTE OF THE WEEK II

QB Lamar Jackson (3,989) is 11 yards shy of becoming the sixth quarterback in NFL history to reach 4,000 rushing yards in a career. With 11 more this Sunday night, he'd become the fastest QB to achieve the 4K milestone, doing so in his 63rd game. Michael Vick (87 games) is currently the fastest to reach the mark.

MOST RUSHING YARDS BY A QUARTERBACK (NFL HISTORY)

| Rk. | Player | Rush Yards | Career Games |
|-----|--------------------|------------|--------------|
| 1. | Mike Vick | 6,109 | 143 |
| 2. | Cam Newton | 5,628 | 148 |
| 3. | Randall Cunningham | 4,928 | 162 |
| 4. | Russell Wilson | 4,740 | 162 |
| 5. | Steve Young | 4,239 | 169 |
| 6. | Lamar Jackson | 3,989 | 62 |



2022 AFC NORTH STANDINGS

| Team | W | L | T | Home | Road | Div. | Con. | PF | PA | Strk |
|------------|---|---|---|------|------|------|------|-----|-----|------|
| Baltimore | 2 | 2 | 0 | 0-2 | 2-0 | 0-0 | 2-2 | 119 | 100 | L1 |
| Cincinnati | 2 | 2 | 0 | 1-1 | 1-1 | 0-1 | 2-1 | 91 | 70 | W2 |
| Cleveland | 2 | 2 | 0 | 1-1 | 1-1 | 1-0 | 1-1 | 105 | 95 | L1 |
| Pittsburgh | 1 | 3 | 0 | 0-2 | 1-1 | 1-1 | 1-3 | 74 | 90 | L3 |

RAVENS / BENGALS INFORMATION

2022 NFL RANKINGS

OFFENSE

| Category | --Ravens-- | | --Bengals-- | |
|---------------------|------------|------|-------------|------|
| | Stats | Rank | Stats | Rank |
| Total Offense | 359.3 | 12 | 346.8 | 16 |
| Rush Offense | 142.0 | 8 | 89.5 | 26 |
| Pass Offense | 217.3 | 21 | 257.3 | 8 |
| Points Per Game | 29.8 | 3 | 22.8 | 13 |
| 3rd-Down Off. % | 40.4 | 12 | 46.8 | 4 |
| 4th-Down Off. % | 40.0 | 23t | 33.3 | 25t |
| Red Zone Off. (TD%) | 71.4 | 5 | 53.8 | 22 |

DEFENSE

| Category | --Ravens-- | | --Bengals-- | |
|---------------------|------------|------|-------------|------|
| | Stats | Rank | Stats | Rank |
| Total Defense | 425.0 | 30 | 327.5 | 11 |
| Rush Defense | 109.8 | 14t | 85.8 | 4 |
| Pass Defense | 315.3 | 32 | 241.8 | 19 |
| Points Per Game | 25.0 | 23t | 17.5 | 8 |
| 3rd-Down Def. % | 33.3 | 8t | 30.2 | 3 |
| 4th-Down Def. % | 77.8 | 27 | 20.0 | 1 |
| Red Zone Def. (TD%) | 71.4 | 25t | 44.4 | 7t |

TEAM

| Category | --Ravens-- | | --Bengals-- | |
|----------------|------------|------|-------------|------|
| | Stats | Rank | Stats | Rank |
| Turnover Ratio | +5 | 2 | +1 | 8t |
| Penalties | 17 | 4t | 22 | 10t |
| Penalty Yards | 114 | 2t | 166 | 13 |

RAVENS-BENGALS SERIES HISTORY

- X All-Time Regular Season: Ravens lead, 27-25
- X Regular Season, Under Harbaugh: Series Tied, 14-14
- X Regular Season, at Home: Ravens lead, 17-9
- X Regular Season, at Home, Under Harbaugh: Ravens lead, 9-5

RAVENS-BENGALS SERIES HISTORY / SINCE 2015

| Date | Winner | Score/Site | Attend. |
|----------|---------|--------------|---------|
| 09/27/15 | Bengals | 28-24 Bal. | 70,970 |
| 01/03/16 | Bengals | 24-16 @ Cin. | 57,254 |
| 11/27/16 | Ravens | 19-14 Bal. | 70,903 |
| 01/01/17 | Bengals | 27-10 @ Cin. | 54,944 |
| 09/10/17 | Ravens | 20-0 @ Cin. | 5,254 |
| 12/31/17 | Bengals | 31-27 Bal. | 70,507 |
| 09/13/18 | Bengals | 34-23 @ Cin. | 50,018 |
| 11/18/18 | Ravens | 24-21 Bal. | 70,077 |
| 10/13/19 | Ravens | 23-17 Bal. | 70,051 |
| 11/10/19 | Ravens | 49-13 @ Cin. | 45,918 |
| 10/11/20 | Ravens | 27-3 Bal. | N/A* |
| 01/03/21 | Ravens | 38-3 @ Cin. | 10,499* |
| 10/24/21 | Bengals | 41-17 Bal. | 70,659 |
| 12/26/21 | Bengals | 41-21 @ Cin. | 63,922 |

*COVID-19

2022 RAVENS / BENGALS LEADERS

PASSING YARDS [TDs/INTs]

| | | | |
|---------------|------------|------------|-------------|
| Lamar Jackson | 893 (11/4) | Joe Burrow | 1,099 (8/4) |
|---------------|------------|------------|-------------|

RUSHING YARDS [AVG.]

| | | | |
|---------------|-----------|---------------|-----------|
| Lamar Jackson | 316 (8.5) | Joe Mixon | 224 (2.7) |
| Justice Hill | 125 (6.6) | Joe Burrow | 79 (4.0) |
| J.K. Dobbins | 64 (3.2) | Samaje Perine | 53 (4.4) |

RECEIVING YARDS [CATCHES]

| | | | |
|----------------|----------|---------------|----------|
| Mark Andrews | 260 (24) | Tee Higgins | 315 (20) |
| Rashod Bateman | 243 (11) | Ja'Marr Chase | 293 (25) |
| Devin Duvernay | 172 (12) | Tyler Boyd | 202 (12) |

POINTS

| | | | |
|----------------|----|-----------------|----|
| Justin Tucker | 29 | Evan McPherson | 33 |
| Devin Duvernay | 24 | Tyler Boyd | 14 |
| Mark Andrews | 18 | Chase / Higgins | 12 |

INTERCEPTIONS [YARDS]

| | | | |
|-----------------|--------|----------------|---------|
| Marcus Williams | 3 (33) | Von Bell | 2 (46) |
| Marlon Humphrey | 2 (26) | Bates / Wilson | 1 (N/A) |

SACKS [YARDS]

| | | | |
|-------------------|-----------|------------------|-------------|
| Justin Houston | 2 (-14) | Trey Hendrickson | 2.5 (-21.5) |
| Madubuike / Queen | 1.5 (N/A) | B.J. Hill | 1.5 (-7.5) |

TACKLES

| | | | |
|-----------------|----|--------------|----|
| Marcus Williams | 31 | Logan Wilson | 26 |
| Chuck Clark | 27 | Mike Hilton | 23 |

GROSS PUNTING [NET]

| | | | |
|--------------|-------------|-------------|-------------|
| Jordan Stout | 46.9 (39.9) | Kevin Huber | 46.3 (40.3) |
|--------------|-------------|-------------|-------------|

FIELD GOALS [PCT.]

| | | | |
|---------------|-------------|----------------|-------------|
| Justin Tucker | 5/5 (100.0) | Evan McPherson | 9/11 (81.8) |
|---------------|-------------|----------------|-------------|

PUNT RETURN YARDS [AVG.]

| | | | |
|----------------|-----------|--------------|-----------|
| Devin Duvernay | 77 (15.4) | Trent Taylor | 97 (10.8) |
|----------------|-----------|--------------|-----------|

KICKOFF RETURN YARDS [AVG.]

| | | | |
|----------------|------------|-----|-----|
| Devin Duvernay | 168 (42.0) | N/A | N/A |
|----------------|------------|-----|-----|

2022 TALE OF THE TAPE

| Category | Ravens | Bengals |
|------------------------|--------|---------|
| Record | 2-2 | 2-2 |
| Current Streak | Lost 1 | Won 2 |
| Points Scored | 119 | 91 |
| TDs Scored | 15 | 9 |
| Rushing TDs Scored | 3 | 1 |
| Passing TDs Scored | 11 | 8 |
| TDs on Returns | 1 | 0 |
| Points Against | 100 | 70 |
| TDs Allowed | 12 | 5 |
| Rushing TDs Allowed | 4 | 1 |
| Passing TDs Allowed | 8 | 3 |
| TDs on Returns Allowed | 0 | 1 |
| KOR Avg. For | 42.0 | N/A |
| KOR Avg. Against | 22.4 | 15.8 |
| PR Avg. For | 15.4 | 10.8 |
| PR Avg. Against | 9.7 | 14.0 |
| Sacks | 8 | 7 |
| Sacks Allowed | 8 | 16 |
| Interceptions | 7 | 4 |
| Interceptions Thrown | 4 | 4 |
| Fumbles Lost/Recovered | 1/3 | 2/3 |

RAVENS COACHES, MILESTONES & MORE

RAVENS COACHES

| Name (Coaching Experience: NFL /Ravens) | Title |
|---|---------------------------------------|
| John Harbaugh (25/15) | Head Coach |
| Chris Horton (9/9) | Special Teams Coordinator |
| Mike Macdonald (8/8) | Defensive Coordinator |
| Greg Roman (25/8)* | Offensive Coordinator |
| Randy Brown (19/15) | Special Teams Coach |
| Joe D'Alessandris (14/6) | Offensive Line Coach |
| Mike Devlin (20/1)* | Assistant Offensive Line Coach |
| Kerry Dixon (1/1) | Assistant Quarterbacks Coach |
| George Godsey (12/1) | Tight Ends Coach |
| Chris Hewitt (11/11) | Pass Game Coordinator / Secondary |
| Rob Leonard (10/1) | Outside Linebackers Coach |
| D'Anton Lynn (9/2)* | Safeties Coach |
| Tee Martin (2/2) | Wide Receivers Coach |
| Zach Orr (6/5) | Inside Linebackers Coach |
| Ryan Osborn (1/1)* | Defensive Assistant |
| Jay Peterson (2/2) | Defensive Assistant |
| Matt Robinson (2/2)* | Defensive Assistant |
| Steve Saunders (7/7) | Head Strength & Conditioning Coach |
| Daniel Stern (7/7)* | Offensive Assistant |
| Travis Switzer (6/6)* | Offensive Assistant |
| James Urban (19/5) | Quarterbacks Coach |
| Craig Ver Steeg (16/15) | Running Backs Coach |
| Anthony Weaver (11/2) | Assistant Head Coach / Defensive Line |
| T.J. Weist (5/5) | Special Teams Coach |
| Keith Williams (2/2) | Pass Game Specialist |

*Located in the booth on gameday

RAVENS PRONUNCIATION GUIDE

PLAYERS

Tyler Badie (BAY-dee); **Vince Biegel** (BEE-gull); **Calais Campbell** (cuh-LAY-us); **Devin Duvernay** (DOO-ver-nay); **Daniel Faalele** (FAH-ah-LAY-lay); **Charlie Kolar** (KOH-ler); **Justin Madubuike** (mad-uh-BEE-kay); **Patrick Mekari** (muh-CARE-ee); **David Ojabo** (oh-JOBB-oh); **Odafe Oweh** (uh-DAH-fay, OH-way); **James Proche II** (pro-SHAY); **Kevon Seymour** (KEE-von); **Tylan Wallace** (TIE-luhn); **Ar'Darius Washington** (ar-DARE-ee-us)

COACHES

Joe D'Alessandris (dell-ah-SAN-dress); **D'Anton Lynn** (DANT-in); **Craig Ver Steeg** (ver-STEGG); **T.J. Weist** (WEEST)

MILESTONES ON THE HORIZON

TE Mark Andrews

- Andrews (8) needs 100 receiving yards to tie WR Mark Clayton's record (9) for the most 100-yard receiving games in Ravens history.

QB Lamar Jackson

- Jackson (16) needs 3 TD passes in a single game to tie QB Joe Flacco (17) for the most games with 3 passing TDs in Ravens franchise history.

- Jackson (3,989) is 11 rushing yards shy of 4,000, and he'll soon become the sixth – and youngest (25) – QB in NFL history to reach that mark. QB Mike Vick is the fastest QB in NFL history to reach 4,000 rushing yards, doing his in his 87th-career game. Jackson's Week 4 contest will mark his 63rd-career appearance.

- Needs 70 rushing yards in Week 5 to produce his fourth-consecutive game reaching that mark, tying his own NFL record for the most consecutive games with 70 rushing yards by a QB.

- With another 200-passing yard, 100-rushing yard performance in 2022, Jackson will tie his own record (3 in 2019) for the most such games in a single season in NFL history. His seven such career performances are already an NFL record, more than doubling the next-best figure (3 – Josh Allen, Cam Newton and Russell Wilson).

CB MARLON HUMPHREY & S MARCUS WILLIAMS

- Humphrey (2) and Williams (3) need 1 more INT each to match their respective single-season career highs (Humphrey – 3 in 2019; Williams – 4 in 2017 & 2019). Baltimore is currently one of four teams (Jax., Phi, and Pit.) this season with two players who've posted 2-plus INTs.

RAVENS RADIO BROADCASTS

- The Ravens' 2022 radio team features Gerry Sandusky and former Ravens DB and Hall of Famer Rod Woodson. Sandusky, WBAL-TV 11's sports director, delivers the play-by-play for the broadcast team, while Woodson serves as the color analyst.

- Games can be heard on 98 Rock WIYY (97.9 FM), WBAL 1090 AM, WBAL 101.5 FM, ESPN 630 AM, BaltimoreRavens.com, the Ravens mobile app and on our regional affiliates. This network broadcasts each Ravens game across five states – including Maryland, Pennsylvania, Delaware, West Virginia and Kentucky – and Washington D.C.

- With a crew consisting of David Andrade (play-by-play), Allen Gutierrez (analyst) and Victor Flores (producer), the Spanish radio broadcast of all Ravens games can be heard on Radio La Mera Mera 1050 AM and WTTZ 93.5 FM. The broadcast will also stream digitally on the Ravens Mobile App, and the Ravens' and Tico Sports' respective websites.



BALTIMORE'S 2022 OPPONENTS

| REG. SEASON SERIES | 2022 RECORD | SERIES HISTORY AND 2022 MATCHUP |
|---|--|---|
|  <p>Ravens Record: 10-2 Home: 6-0 Away: 4-2 Last: W, 24-9 – 9/11/22 at NYJ</p> | <p>Overall: 2-2 Home: 0-2 Away: 2-0 Under Saleh: 6-15</p> | <p>In its 24-9 wire-to-wire, season-opening victory at NYJ (9/11/22), Baltimore limited the Jets to just 2-of-14 (14.3%) on third down, adding 2 takeaways (1 INT & 1 FR) in the contest. On the other side of the ball, Lamar Jackson eclipsed 10,000 career passing yards, tossing 3 TDs for the 14th time in his career.</p> |
|  <p>Ravens Record: 8-8 Home: 4-2 Away: 4-6 Last: L, 42-38 – 9/18/22 vs. Mia.</p> | <p>Overall: 3-1 Home: 2-0 Away: 1-1 Under McDaniel: 3-1</p> | <p>Despite QB Lamar Jackson completing 21-of-29 passes for 318 yards and 3 TDs (142.6 rating), while adding 119 rushing yards and 1 TD on 9 carries (13.2 avg.), Miami outlasted the Ravens, 42-38, in their Week 2 matchup (9/18/22). Jackson surpassed Mike Vick for the most 100-yard rushing games by a QB in NFL history (11).</p> |
|  <p>Ravens Record: 3-9 Home: 2-3 Away: 1-6 Last: W, 37-26 – 9/25/22 at NE</p> | <p>Overall: 1-3 Home: 0-1 Away: 1-2 Under Belichick: 255-102</p> | <p>QB Lamar Jackson posted the NFL's second-ever performance with 4 passing TDs, 100 rushing yards and 1 rushing TD (also QB Randall Cunningham, 1990), as the Ravens edged the Patriots, 37-26 (9/25/22). Baltimore earned its first-ever regular season victory at NE, and John Harbaugh won his 150th game.</p> |
|  <p>Ravens Record: 6-4 Home: 5-2 Away: 1-2 Last: L, 23-20 – 10/2/22 vs. Buf.</p> | <p>Overall: 3-1 Home: 1-0 Away: 2-1 Under McDermott: 52-33</p> | <p>Baltimore led 20-10 at the half, but couldn't hold onto the lead, ultimately dropping the battle, 23-20 (10/2/22). RB J.K. Dobbins saw his first home action since 2020 and picked up right where he left off, rushing for 41 yards and 1 TD on 13 carries, while also recording a 1-yard TD on a shovel pass from QB Lamar Jackson.</p> |
|  <p>Ravens Record: 27-25 Home: 17-9 Away: 10-16 Last: L, 41-21 – 12/26/21 at Cin.</p> | <p>Overall: 2-2 Home: 1-1 Away: 1-1 Under Taylor: 18-34-1</p> | <p>QB Lamar Jackson made his first-career start in a 24-21 home victory against Cincinnati (11/18/18), completing 13-of-19 passes for 150 yards and 1 INT, while adding 119 rushing yards on 26 carries, in the contest. Jackson's 119 rushing yards stand as the most by a QB in his first-career start in NFL history.</p> |
|  <p>Ravens Record: 4-2 Home: 3-0 Away: 1-2 Last: W, 27-13 – 12/27/20 vs. NYG</p> | <p>Overall: 3-1 Home: 2-1 Away: 1-0 Under Daboll: 3-1</p> | <p>The Ravens and Giants squared off in Super Bowl XXXV on January 28, 2001. Baltimore dominated the Giants, 34-7, in the contest, securing the franchise's first-ever Super Bowl title. Ray Lewis earned Super Bowl XXXV MVP honors, and the Ravens tied a then-Super Bowl record with 4 INTs.</p> |
|  <p>Ravens Record: 34-12 Home: 18-5 Away: 16-7 Last: L, 24-22 – 12/12/21 at Cle.</p> | <p>Overall: 2-2 Home: 1-1 Away: 1-1 Under Stefanski: 21-16</p> | <p>The Ravens own a 34-12 all-time series lead over the Browns and a 23-5 record against Cleveland during the Harbaugh Era (since 2008). Baltimore's 23 total victories and 12 home wins against Cleveland since 2008 are each the franchise's most against a single opponent during the John Harbaugh Era.</p> |
|  <p>Ravens Record: 4-2 Home: 2-1 Away: 2-1 Last: W, 20-12 – 12/16/18 vs. TB</p> | <p>Overall: 2-2 Home: 0-2 Away: 2-0 Under Bowles: 2-2</p> | <p>The Tampa Bay Buccaneers are one of two teams (Detroit) that head coach John Harbaugh has never lost to, posting a 3-0 record. In their last matchup in Tampa (10/12/14), QB Joe Flacco became the fastest QB (16 minutes and 3 seconds) in NFL history to toss a quintet of touchdowns at the start of a game.</p> |
|  <p>Ravens Record: 5-2 Home: 3-2 Away: 2-0 Last: L, 24-23 – 10/21/18 vs. NO</p> | <p>Overall: 1-3 Home: 0-2 Away: 1-1 Under Allen: 1-3</p> | <p>The Ravens defeated the San Francisco 49ers in Super Bowl XLVII in New Orleans, capturing the franchise's second championship. In their last meeting against the Saints in New Orleans (11/24/14), a 34-27 victory, RB Justin Forsett posted 22 carries for a career-high 182 yards (8.3 ypc) and 2 TDs.</p> |
|  <p>Ravens Record: 2-4 Home: 1-1 Away: 1-3 Last: L, 36-21 – 10/28/18 at Car.</p> | <p>Overall: 1-3 Home: 1-2 Away: 0-1 Under Rhule: 11-26</p> | <p>The last time the Ravens hosted the Panthers (9/28/14), a 38-10 victory for Baltimore, Ravens WR Steve Smith Sr. gashed his former team for 139 yards on 7 receptions, becoming the oldest player (35) in NFL history to produce 400 yards in the first four games of a season – a feat that still stands today.</p> |
|  <p>Ravens Record: 10-12 Home: 7-5 Away: 3-7 Last: W, 40-14 – 12/20/20 vs. Jax.</p> | <p>Overall: 2-2 Home: 1-0 Away: 1-2 Under Pederson: 2-2</p> | <p>This is the 23rd Ravens-Jaguars regular season matchup, marking the most games Baltimore has faced against a non-AFC North opponent in its history. The Ravens are 10-12 all time against Jacksonville, losing the first eight matchups, before winning the next six and exchanging victories one-for-one over the last eight.</p> |
|  <p>Ravens Record: 7-6 Home: 5-1 Away: 2-5 Last: W, 23-7 – 10/3/21 at Den.</p> | <p>Overall: 2-2 Home: 2-0 Away: 0-2 Under Hackett: 2-2</p> | <p>Baltimore is 5-1 (.833) in home games against Denver, with a 3-1 (.750) record with John Harbaugh at the helm (since 2008). The last time Baltimore played host to Denver (9/23/18), the Ravens scored 20 unanswered points, beating the previously unbeaten Broncos, 27-14.</p> |
|  <p>Ravens Record: 23-29 Home: 13-13 Away: 10-16 Last: L, 16-13 (OT) – 1/9/22</p> | <p>Overall: 1-3 Home: 0-2 Away: 1-1 Under Tomlin: 155-88-2</p> | <p>In 2022, John Harbaugh's Ravens and Mike Tomlin's Steelers will meet for the 32nd & 33rd time (including playoffs), eclipsing Curly Lambeau and Steve Owen (31) for the second-most head-to-head battles by a pair of opposing head coaches in league history (Lambeau vs. George Halas – 49).</p> |
|  <p>Ravens Record: 4-2 Home: 2-0 Away: 2-2 Last: W, 26-16 – 12/2/18 at Atl.</p> | <p>Overall: 2-2 Home: 1-1 Away: 1-1 Under Smith: 9-12</p> | <p>This is the third game in franchise history in which Baltimore will host the Atlanta Falcons. In its last such matchup (10/19/14), Baltimore produced 5 sacks, including 2 sacks each by OLBs Elvis Dumervil and Pernell McPhee, jumping out to a 17-0 halftime lead and ultimately defeating the Falcons, 29-7.</p> |

RAVENS WINNING WAYS

TOP FRANCHISES / SINCE 2000

TOTAL WINS

1. New England Patriots..... 285
2. Pittsburgh Steelers..... 242
3. Green Bay Packers..... 240
4. Indianapolis Colts..... 231
5. Baltimore Ravens..... 227
6. Philadelphia Eagles..... 221

SUPER BOWL BERTHS

1. New England Patriots..... 9
2. New York Giants..... 3
- Pittsburgh Steelers..... 3
- Sea. Seahawks, STL/LAR Rams.. 3
5. Baltimore Ravens, Car., Den... 2
- Ind., KC, Phi., SF, TB..... 2

SUPER BOWL TITLES

1. New England Patriots..... 6
2. Baltimore Ravens..... 2
- New York Giants..... 2
- Pittsburgh Steelers..... 2
- Tampa Bay Buccaneers..... 2
6. Eight Teams..... 1

CONF. TITLE GAMES

1. New England Patriots..... 13
2. Green Bay Packers..... 6
- Philadelphia Eagles..... 6
- Pittsburgh Steelers..... 6
5. San Francisco 49ers..... 5
6. Baltimore Ravens, Ind., KC... 4

WINNING SEASONS

1. New England Patriots..... 20
2. Green Bay Packers..... 17
- Pittsburgh Steelers..... 17
4. Indianapolis Colts..... 16
5. Baltimore, Phi., Sea..... 15

PLAYOFF BERTHS

1. New England Patriots..... 18
2. Green Bay Packers..... 16
3. Indianapolis Colts..... 15
4. Phi., Pit, Sea..... 14
7. Baltimore..... 13

PLAYOFF GAMES

1. New England Patriots..... 42
2. Green Bay Packers..... 29
3. Baltimore Ravens..... 27
- Ind., Phi., Pit., Sea..... 27
8. Kansas City, New Orleans... 19

PLAYOFF WINS

1. New England Patriots..... 30
2. Baltimore Ravens..... 16
3. Pittsburgh Steelers..... 15
4. Green Bay Packers..... 14
- Philadelphia, Seattle..... 14

TWO-TIME SUPER BOWL CHAMPIONS



In a magnificent effort showcasing thrilling performances by their defense, offense and special teams units, the Baltimore Ravens won Super Bowl XXXV with a 34-7 victory over the New York Giants. Allowing the Giants a meager 152 total net yards, New York's attack crossed midfield just twice, while Baltimore's "D" posted 4 INTs. LB Ray Lewis was named the game's MVP, capping an accolade-filled season in which he was also tabbed the NFL's Defensive Player of the Year.

Baltimore defeated San Francisco, 34-31, in Super Bowl XLVII, capturing the franchise's second World Championship. After an amazing first-half performance, the Ravens took a commanding 28-6 lead. But following a bizarre, 34-minute power outage that halted play, the 49ers stormed back into contention. Clinging to a 34-29 edge late in the game, the Ravens stood firm on a pivotal goal-line stand, jamming SF on four-straight plays inside the 7-yard line. QB Joe Flacco was named the game's MVP.

PLAYOFF PERFORMERS

FRANCHISE PLAYOFF WINNING PERCENTAGES [SINCE 1970 MERGER]

| Rk. | Team | Record | Pct. |
|-----|---------------------------|--------|------|
| 1. | New England Patriots***** | 36-21 | .632 |
| 2. | New York Giants**** | 20-12 | .625 |
| 3. | San Francisco 49ers***** | 34-21 | .618 |
| 4. | Baltimore Ravens** | 16-11 | .593 |
| 5. | Pittsburgh Steelers***** | 36-26 | .581 |

* Number of Super Bowl Titles

JOHN HARBAUGH ERA [SINCE 2008]

PLAYOFF BERTHS

1. New England Patriots..... 12
2. Green Bay Packers..... 11
3. Baltimore Ravens..... 9
- Kansas City Chiefs..... 9
- Pittsburgh Steelers..... 9
- Seattle Seahawks..... 9
7. Indianapolis Colts..... 8
- New Orleans Saints..... 8
- Philadelphia Eagles..... 8

TOTAL WINS

1. New England Patriots..... 180
2. Green Bay Packers..... 159
3. Pittsburgh Steelers..... 153
4. New Orleans Saints..... 151
5. Baltimore Ravens..... 150
6. Kansas City Chiefs..... 140
- Seattle Seahawks..... 140
8. Indianapolis Colts..... 135
9. Dallas, Philadelphia..... 130

PLAYOFF WINS

1. New England Patriots..... 16
2. Baltimore Ravens..... 11
- Green Bay Packers..... 11
4. Seattle Seahawks..... 10
5. Kansas City, San Francisco... 9

PLAYOFF GAMES

1. New England Patriots..... 25
2. Green Bay Packers..... 21
3. Baltimore Ravens..... 19
4. Seattle Seahawks..... 18
5. Kansas City Chiefs..... 17

AFC TITLE GAMES

1. New England Patriots..... 8
2. Kansas City Chiefs..... 4
3. Baltimore Ravens..... 3
- Pittsburgh Steelers..... 3
5. Denver, Indianapolis..... 2
- NY Jets..... 2

PLAYOFF ROAD WINS

1. Baltimore Ravens..... 8
2. Green Bay Packers..... 5
- San Francisco 49ers..... 5
4. New York Jets..... 4
5. LA Rams, Philadelphia..... 3
- Seattle, Tampa Bay, Tennessee.. 3

REG. SEASON WINS

1. New England Patriots..... 164
2. Green Bay Packers..... 148
3. Pittsburgh Steelers..... 145
4. New Orleans Saints..... 143
5. Baltimore Ravens..... 139
6. Kansas City Chiefs..... 131
7. Seattle Seahawks..... 130

REG. SEASON HOME WINS

1. New England Patriots..... 91
2. Green Bay Packers..... 88
3. Baltimore Ravens..... 82
4. Pittsburgh Steelers..... 81
5. New Orleans Saints..... 76
6. Minnesota Vikings..... 75
7. Seattle Seahawks..... 74

SUPER BOWL SUCCESS

The Ravens are one of five franchises (New England, NY Giants, Pittsburgh & Tampa Bay) to win multiple Super Bowls since 2000.

HEAD COACH JOHN HARBAUGH



RECORDS (2008-22)

- Overall Career Record 150-98
- Regular Season Record 139-90
- at Home 82-33
- on Road 57-57
- vs. AFC 103-69
- vs. AFC North 50-34
- vs. NFC 36-21
- Playoff Record 11-8
- Home Playoff Games 2-2
- Road Playoff Games 8-6
- Super Bowl Record 1-0
- vs. Cincinnati 14-14



ALL-TIME RAVENS COACHING RECORDS

John Harbaugh is the third head coach in Baltimore Ravens history. He is the franchise's all-time winningest coach (150 total victories), 11 of which have come in the playoffs.

| Coach | Seasons | Reg. Season | Playoffs | Total |
|-----------------|-----------|-------------|----------|---------|
| John Harbaugh | 2008-22 | 139-90 | 11-8 | 150-98 |
| Brian Billick | 1997-2007 | 80-64 | 5-3 | 85-67 |
| Ted Marchibroda | 1996-98 | 16-31-1 | n/a | 16-31-1 |

HARBAUGH FAST FACTS

John Harbaugh has led the Ravens to a playoff berth in nine (2008-12, 2014 & 2018-20) of his 14 full seasons, and in 2012, captured the franchise's second Super Bowl title. In 2019, Coach Harbaugh became the first Ravens coach ever to win Associated Press NFL Coach of the Year Award.

Here are several more Harbaugh quick hits:

✗ Harbaugh owns the most road playoff wins (eight) by a HC in NFL history. Tom Landry (Dal.) and Tom Coughlin (Jax./NYG) are second with seven each.

✗ Under Harbaugh, Baltimore is one of six teams (NE, GB, KC, Pit. & Sea.) to earn a playoff berth in at least nine of the past 14 full seasons. Baltimore is also one of 10 teams (KC, Buf., GB, LAR, NE, NO, Phi. Sea. & Ten.) to make the playoffs in at least three of the past four seasons (2018-21).

✗ In 2019, the Ravens posted a franchise-best 14-2 record. Baltimore won a team-record 12 straight games to close out the regular season, earning its first-ever No. 1 playoff seed.

✗ Coach Harbaugh has led the Ravens to four AFC North Division titles (2011-12, 2018-19).

✗ The Ravens' 11 playoff wins since 2008 tie (GB) for the second most in the NFL (New England - 16).

✗ Under "Harbs," the Ravens have secured an appearance in three AFC Championship games (2008, 2011 & 2012).

✗ "Harbs" is the only head coach in NFL history to win a playoff game in each of his first four and five seasons.

✗ John and his brother, Jim (formerly of the 49ers), are the only head coaches to advance to three conference title games in the first five years as NFL bosses.

✗ Harbaugh is the only coach in NFL history to win a playoff game in six of the first seven seasons of a coaching career.

✗ In 2012, Harbaugh became the third coach (with Bill Cowher & Chuck Knox) since the 1970 merger to guide his team to the playoffs in each of his first five seasons.

✗ With the Ravens' 2014 playoff berth, Harbaugh became one of eight coaches in NFL history to make the postseason in six of their first seven seasons coaching.

RAVENS UNDER HARBAUGH: SINCE 2008

3

AFC TITLE GAMES
3RD MOST,
TIED, PIT.

8

ROAD PLAYOFF WINS
NFL'S MOST

9

PLAYOFF BERTHS
3RD MOST,
TIED, KC, PIT. & SEA.

11

PLAYOFF WINS
2ND MOST, TIED, GB

82

WINS AT HOME
3RD MOST

150

TOTAL VICTORIES
5TH MOST

HEAD COACH JOHN HARBAUGH

ACTIVE HEAD COACH WINNING PERCENTAGE

Baltimore Ravens head coach John Harbaugh owns the fourth-best winning percentage (.607) among active coaches (min. 100 games), compiling a strong 150-98 record (including playoffs).

2022 ACTIVE HEAD COACHES / CAREER WINNING PERCENTAGE (TOTALS INCLUDE REGULAR SEASON & PLAYOFF GAMES / MIN. 100 GAMES)

| Rank | Coach | Teams | Seasons | Record | Pct. |
|------|----------------------|-------------|------------------------|---------------|-------------|
| 1. | Bill Belichick | Cle./NE | 1991-95, 2000-22 | 322-159 | .669 |
| 2. | Andy Reid | Phi./KC | 1999-2012, 2013-22 | 255-152-1 | .626 |
| | Mike Tomlin | Pit. | 2007-22 | 163-97-2 | .626 |
| 4. | John Harbaugh | Bal. | 2008-22 | 150-98 | .605 |
| 5. | Mike McCarthy | GB/Dal. | 2006-18, 2020-22 | 156-102-2 | .604 |
| 6. | Pete Carroll | NYJ/NE/Sea. | 1994, 1997-99, 2010-22 | 165-116-1 | .587 |
| 7. | Ron Rivera | Car./Was. | 2011-22 | 94-90 | .511 |

COACHES WITH AT LEAST NINE PLAYOFF BERTHS — IN FIRST 14 NFL SEASONS —

| Coach | Berths |
|----------------------|----------|
| Tony Dungy | 11 |
| Bud Grant | 11 |
| Marty Schottenheimer | 11 |
| Pete Carroll | 10 |
| Bill Cowher | 10 |
| Mike Holmgren | 10 |
| Mike McCarthy | 10 |
| John Harbaugh | 9 |
| Joe Gibbs | 9 |
| Chuck Knox | 9 |
| Chuck Noll | 9 |
| Sean Payton | 9 |
| Andy Reid | 9 |
| Mike Tomlin | 9 |

COACH HARBAUGH'S CAREER STOPS

| Team | Position | Years |
|--------------------------|----------------------------------|-----------|
| Baltimore Ravens | Head Coach | 2008-22 |
| Philadelphia Eagles | Secondary | 2007 |
| Philadelphia Eagles | Special Teams Coordinator | 1998-2006 |
| Indiana University | DBs / Special Teams Coord. | 1997 |
| University of Cincinnati | Assistant Head Coach | 1995-96 |
| University of Cincinnati | TEs / OLBs / RBs / Special Teams | 1989-94 |
| Morehead State | DBs / ST Coord. / S&C Coach | 1988 |
| University of Pittsburgh | Tight Ends | 1987 |
| Western Michigan | Graduate Assistant | 1984-86 |

HARBS IN ELITE COMPANY

MOST PLAYOFF WINS BY A HEAD COACH / FIRST 14 SEASONS

| Coach (Teams) | Playoff Wins | Coach (Teams) | Playoff Wins |
|--------------------------|--------------|---------------------------------|--------------|
| Joe Gibbs (Was.) | 17 | John Harbaugh (Bal.) | 11 |
| Bill Belichick (Cle./NE) | 15 | Pete Carroll (NYJ/NE/Sea.) | 11 |
| Chuck Noll (Pit.) | 14 | Mike Holmgren (GB/Sea.) | 11 |
| Bill Cowher (Pit.) | 12 | Bill Parcells (NYG/NE/NYJ/Dal.) | 11 |

HARBS' RAVENS TENURE

| Year | Record | Playoffs (Result) |
|------|-------------|---|
| 2022 | 2-2 | TBD |
| 2021 | 8-9 | No Playoff Berth |
| 2020 | 11-5 | 1-1 (Advanced to Divisional Round) |
| 2019 | 14-2 | 0-1 (No. 1 Seed / Advanced to Divisional Round) |
| 2018 | 10-6 | 0-1 (Advanced to Wild Card Round) |
| 2017 | 9-7 | No Playoff Berth |
| 2016 | 8-8 | No Playoff Berth |
| 2015 | 5-11 | No Playoff Berth |
| 2014 | 10-6 | 1-1 (Advanced to Divisional Round) |
| 2013 | 8-8 | No Playoff Berth |
| 2012 | 10-6 | 4-0 (Won Super Bowl XLVII) |
| 2011 | 12-4 | 1-1 (Advanced to AFC Championship) |
| 2010 | 12-4 | 1-1 (Advanced to Divisional Round) |
| 2009 | 9-7 | 1-1 (Advanced to Divisional Round) |
| 2008 | 11-5 | 2-1 (Advanced to AFC Championship) |

DURING HARBAUGH ERA / SINCE 2008

TOTAL WINS (REG + POST)

| Rk. | Team | Total Wins |
|-----|----------------------|------------|
| 1. | New England | 180 |
| 2. | Green Bay | 159 |
| 3. | Pittsburgh | 153 |
| 4. | New Orleans | 151 |
| 5. | Baltimore | 150 |
| 6. | Kansas City, Seattle | 140 |

PLAYOFF BERTHS

| Berths | Team (Seasons) |
|--------|------------------------------------|
| 12 | NE ('09-19, '21) |
| 11 | GB ('09-16, '19-21) |
| 9 | Bal. ('08-12, '14, '18-20) |
| 9 | KC ('10, '13, '15-21) |
| 9 | Pit. ('08, '10-11, '14-17, '20-21) |
| 9 | Sea. ('10, '12-16, '18-20) |

POSTSEASON SUCCESS: 2022 ACTIVE COACHES

PLAYOFF WIN PERCENTAGE (MIN. 6 GAMES)

| Rk. | Coach | Rec. | Pct. |
|-----|----------------------|-------------|-------------|
| 1. | Bill Belichick | 31-13 | .705 |
| 2. | Sean McVay | 7-3 | .700 |
| 3. | Doug Pederson | 4-2 | .667 |
| | Kyle Shanahan | 4-2 | .667 |
| 5. | John Harbaugh | 11-8 | .579 |

SUPER BOWL TITLES

| | | |
|----|----------------------|----------|
| 1. | Bill Belichick | 6 |
| 2. | John Harbaugh | 1 |
| | Pete Carroll | 1 |
| | Mike McCarthy | 1 |
| | Sean McVay | 1 |
| | Doug Pederson | 1 |
| | Andy Reid | 1 |
| | Mike Tomlin | 1 |

HARBS' REGULAR SEASON TRENDS

| | |
|--|--------|
| • September | 33-17 |
| • October | 26-27 |
| • November | 40-17 |
| • December | 36-25 |
| • January | 4-4 |
| • Leading at halftime | 112-25 |
| • Leading after 3 quarters | 121-19 |
| • When scoring first | 102-34 |
| • Positive or even turnover ratio | 109-39 |
| • Scoring 20 or more points | 119-43 |
| • Scoring 30 or more points | 58-7 |
| • Totaling 350 or more net yards | 82-36 |
| • Rushing for 150 or more yards | 57-16 |
| • Holding opponent under 250 net yards | 47-7 |
| • Holding opponent under 21 points | 111-19 |

RAVENS OFFENSIVE NOTES



GREG ROMAN
4TH SEASON AS RAVENS
OFFENSIVE COORDINATOR

*2019 NFL ASSISTANT
COACH OF THE YEAR*

**MOST CONSECUTIVE GAMES
W/ 100+ RUSHING YARDS
(PRO FOOTBALL HISTORY)**

| | |
|-------------------------------|----|
| Baltimore Ravens (2018-21) | 43 |
| Pittsburgh Steelers (1974-77) | 43 |
| Detroit Lions (1935-39) | 38 |

ROMAN'S OFFENSES RACK UP TEAM RECORDS

In 2019, Baltimore set single-season franchise records in total TDs (64), points (531), net yards (6,521), rushing yards (3,296) and first downs (386). In 2020, the Ravens posted the second-most total TDs (55), points (468) and rushing yards (3,071) in franchise history, while 2021's 6,440 total yards stand second.

| TOTAL TDs | | | POINTS | | |
|-----------|------|-----|--------|------|--------|
| Rk. | Year | TDs | Rk. | Year | Points |
| 1. | 2019 | 64 | 1. | 2019 | 531 |
| 2. | 2020 | 55 | 2. | 2020 | 468 |
| 3. | 2009 | 47 | 3. | 2014 | 409 |

| NET YARDS | | | RUSHING YARDS | | |
|-----------|------|-------|---------------|------|-------|
| Rk. | Year | Yards | Rk. | Year | Yards |
| 1. | 2019 | 6,521 | 1. | 2019 | 3,296 |
| 2. | 2021 | 6,440 | 2. | 2020 | 3,071 |
| 3. | 2018 | 5,999 | 3. | 2003 | 2,674 |

DID YOU KNOW?

- During the John Harbaugh Era (since 2008) when rushing for at least 125 yards, the Ravens have produced an 82-24 record. Baltimore is 57-16 when rushing for at least 150 yards and 30-4 when tallying at least 200 yards, under Coach Harbaugh.
- Eight of the Ravens' all-time Top 13 rushing outputs have occurred since 2018, when QB Lamar Jackson became the starter: 404 at Cin. in 2020 (1st), 296 at Cle. in 2018 (4th), 294 vs. Dal. in 2020 (5th), 285 at LAR in 2019 (7th), 269 vs. Cin. in 2019 (9th), 267 vs. Cin. in 2018 (10th), 265 vs. Pit. in 2020 (11th) & 265 at Mia. in 2019 (11th).
- The 2020 Ravens became the first team in NFL history to have three players – QB Lamar Jackson, RB J.K. Dobbins & RB Gus Edwards – each tally at least 700 rushing yards and 6 rushing TDs.
- Since QB Lamar Jackson became Baltimore's starter in Week 11 of 2018, the Ravens have rushed for at least 200 yards in an NFL-high 23 games. (Tennessee is second with 13 such games.)

2022 OFFENSIVE RANKINGS

| POINTS PER GAME | | SCRIMMAGE TDs | |
|-----------------|-----------------------------|---------------|---------------------------|
| 1. | Detroit 35.0 | 1. | Detroit 18 |
| 2. | Kansas City 32.3 | 2. | Kansas City 15 |
| 3. | Baltimore 29.8 | 3. | Baltimore 14 |
| 4. | Philadelphia 28.8 | 4. | Philadelphia 14 |
| 5. | Buffalo 28.5 | 5. | Buffalo 12 |

| TD DRIVES: < 4 PLAYS | | TDs OF 20+ YARDS | |
|----------------------|--------------------------|------------------|--------------------------|
| 1. | Baltimore 4 | 1. | Baltimore 4 |
| 2. | Carolina 3 | 2. | Detroit 4 |
| | Detroit 3 | 3. | Seattle 4 |
| | LA Chargers 3 | 4. | Seven Teams 3 |
| 5. | Arizona 2 | | |

OFFENSIVE RANKINGS SINCE 2019 (GREG ROMAN AS RAVENS O.C.)

| POINTS PER GAME | | RUSHING YARDS PER GAME | |
|-----------------|-----------------------------|------------------------|------------------------------|
| 1. | Tampa Bay 29.1 | 1. | Baltimore 177.7 |
| 2. | Kansas City 28.9 | 2. | Tennessee 145.8 |
| 3. | Baltimore 28.4 | 3. | Cleveland 141.4 |
| 4. | Dallas 27.0 | 4. | Philadelphia 138.5 |
| 5. | Buffalo 26.6 | 5. | Indianapolis 132.4 |

| T.O.P. AVERAGE | | SCRIMMAGE TDs | |
|----------------|------------------------------|---------------|----------------------------|
| 1. | Baltimore 32:35 | 1. | Tampa Bay 174 |
| 2. | Green Bay 32:15 | 2. | Green Bay 169 |
| 3. | New Orleans 31:15 | 3. | Kansas City 167 |
| 4. | Buffalo 31:07 | 4. | Tennessee 163 |
| 5. | San Francisco 31:04 | 5. | Baltimore 162 |

RAVENS SET NFL RECORD

From Week 11 of 2018, when QB Lamar Jackson became the Ravens' starter, through Week 9 of 2020, Baltimore scored 20+ points in 31 straight regular season games, marking the longest streak in NFL history.

CONSECUTIVE GAMES SCORING 20+ POINTS / NFL HISTORY

| Rk. | Team | Dates | Cons. Games |
|-----|------------------|-------------------------|-------------|
| 1. | Baltimore | 11/18/2018 – 11/08/2020 | 31 |
| 2. | Denver | 12/02/2012 – 11/09/2014 | 30 |
| 3. | St. Louis | 09/12/1999 – 11/26/2000 | 28 |

MOST RUSHING YARDS IN A 16-GAME NFL SEASON

| Rk. | Team (Year) | Yards | Avg. | Att. |
|-----|-------------------------|--------------|-------------|------------|
| 1. | Baltimore (2019) | 3,296 | 5.53 | 596 |
| 2. | New England (1978) | 3,165 | 4.72 | 671 |
| 3. | Baltimore (2020) | 3,071 | 5.53 | 555 |
| 4. | Kansas City (1978) | 2,986 | 4.50 | 663 |
| 5. | Chicago (1984) | 2,974 | 4.41 | 674 |

RAVENS DEFENSIVE NOTES



MIKE MACDONALD

1ST SEASON AS
RAVENS DEFENSIVE COORDINATOR

“Mike is one of us – a Raven through and through. During his initial seven seasons with us, it was evident that his leadership, intelligence and passion would earn him the opportunity to be a defensive coordinator in the NFL.”

- Head coach John Harbaugh on defensive coordinator Mike Macdonald

2022 DEFENSIVE RANKINGS

MOST TOTAL TAKEAWAYS / 2022

| Rk. | Team | TA |
|-----|----------------------|----|
| 1. | Baltimore Ravens | 10 |
| | Philadelphia Eagles | 10 |
| 3. | Buffalo Bills | 9 |
| | Jacksonville Jaguars | 9 |
| | Tampa Bay Buccaneers | 9 |

MOST INTERCEPTIONS / 2022

| Rk. | Team | INTs |
|-----|----------------------|------|
| 1. | Baltimore Ravens | 7 |
| | Buffalo Bills | 7 |
| | Jacksonville Jaguars | 7 |
| | Pittsburgh Steelers | 7 |

FEWEST DEFENSIVE PENALTIES / 2022

| Rk. | Team | Pen. |
|-----|------------------------------------|------|
| 1. | Atlanta Falcons | 4 |
| | Los Angeles Rams | 4 |
| 3. | Baltimore Ravens, GB, KC, Min., NE | 5 |

2021 SUCCESS AT MICHIGAN

M • In his lone season (2021) coordinating Michigan’s defense, Mike Macdonald helped guide the Wolverines to their first Big Ten title since 2004 and an appearance in the College Football Playoffs semifinals.

• Macdonald’s unit produced the nation’s eighth-ranked scoring defense (17.4 ppg), also finishing 20th in yards allowed per game (330.9) and 11th in red zone touchdown efficiency (45.7%).

• Macdonald played an instrumental role in the 2021 standout performance DE Aidan Hutchinson, who earned first-team All-American honors and was a Heisman Trophy finalist after posting a career-high and single-season school record 14 sacks.

• Macdonald also guided Ravens’ 2022 second-round pick OLB David Ojabo, whose 11 sacks tied for fourth in single-season school history, while his 5 FFs set a single-season UM record.

DEFENSIVE CHARTS UNDER COACH MACDONALD

From 2018-20, Macdonald led a Ravens’ linebackers corps that helped Baltimore produce the NFL’s No. 1 overall defense (307.8 ypg) during that span, while also permitting the league’s fewest points per game (18.2).

RAVENS DEFENSIVE RANKINGS FROM 2018-20

| POINTS ALLOWED PER GAME | | YARDS ALLOWED PER GAME | |
|-------------------------|------------------------|------------------------|---------------------------|
| 1. | Baltimore 18.2 | 1. | Baltimore 307.8 |
| 2. | New England 18.8 | 2. | Pittsburgh 312.4 |
| 3. | Chicago 19.8 | 3. | San Francisco 314.3 |
| 4. | Pittsburgh 20.3 | 4. | Buffalo 315.0 |

✗ In 2017, alongside pass game coordinator/secondary coach Chris Hewitt, Macdonald helped guide a defensive backfield that contributed to the NFL’s most INTs (22) and takeaways (34). Baltimore also finished second in the league in both defensive passer rating (72.4) and defensive TDs (five).

DEFENSIVE RANKINGS UNDER HARBAUGH

Mike Macdonald now leads a defense that, during the John Harbaugh Era (2008-22), has been superb, ranking either No. 1 or No. 2 in several major defensive categories.

| | | |
|-------------------------|----------------------------------|--------------------------------|
| 2 | 2 | 1 |
| POINTS ALLOWED PER GAME | TOTAL NET YARDS ALLOWED PER GAME | RUSHING YARDS ALLOWED PER GAME |
| 19.3 | 320.9 | 96.7 |
| 1 | 2 | 1 |
| SCRIMMAGE TDs ALLOWED | OPPONENT PASSER RATING | THIRD-DOWN DEFENSE |
| 443 | 81.5 | 35.8 |

DEFENSIVE FAST FACTS

• Under John Harbaugh, the Ravens have posted a Top 5 scoring defense in seven of his 14 full seasons. Additionally, Baltimore has boasted 10 Top 10 defenses (yards allowed).

• Since 2017, 34 shutouts have been pitched by defenses throughout the NFL. Of those, a league-high 4 (tied w/ New England) have come courtesy of the Ravens.

MOST NFL SHUTOUTS / SINCE RAVENS 1996 INCEPTION

| Rk. | Team | SO |
|-----|----------------------|----|
| 1. | Baltimore Ravens | 14 |
| | New England Patriots | 14 |
| 3. | San Francisco 49ers | 12 |
| 4. | Seattle Seahawks | 11 |

RAVENS SPECIAL TEAMS NOTES



CHRIS HORTON
4TH SEASON AS RAVENS
SPECIAL TEAMS COORDINATOR

RAVENS SINCE 2011

13 TOTAL RETURN TDs
NFL'S THIRD MOST

7 KICKOFF RETURN TDs
NFL'S SECOND MOST

6 PUNT RETURN TDs
NFL'S FOURTH MOST
(TIED WITH DEN., LAR & PHI.)

DUVERNAY: 2021 PRO BOWL RETURNER

In 2021, first-team All-Pro and Pro Bowler WR/RS Devin Duvernay produced a 13.8 PR average, ranking No. 1 in the NFL. His 360 PR yards stood as the NFL's second most.

NFL PUNT RETURN AVERAGE / 2021

| Rk. | Player (Team) | PR | Yards | Avg. | Long | TDs |
|-----|-----------------------|----|-------|------|------|-----|
| 1. | Devin Duvernay (Bal.) | 26 | 360 | 13.8 | 42 | 0 |
| 2. | Jakeem Grant (Chi.) | 26 | 309 | 11.9 | 97t | 1 |
| | Gunner Olszewski (NE) | 26 | 309 | 11.9 | 27 | 0 |

In 2021, Duvernay also ranked No. 1 in the NFL in 20+ yard PRs.

PUNT RETURNS OF 20+ YARDS / 2021

| Rk. | Player (Team) | 20+ Yard PR |
|-----|-----------------------|-------------|
| 1. | Devin Duvernay (Bal.) | 6 |
| 2. | Jakeem Grant (Chi.) | 4 |
| | Gunner Olszewski (NE) | 4 |

BALTIMORE BLOCK PARTY

BLOCKED KICKS / SINCE 2014

| Rk. | Team | Blocks |
|-----|--------------|--------|
| 1. | Philadelphia | 21 |
| 2. | New England | 20 |
| 3. | Denver | 19 |
| 4. | Miami | 18 |
| 5. | Baltimore | 16 |

RAVENS' 16 BLOCKS (SINCE 2014): BREAKDOWN

| | | | | | |
|--------------|---------|----------|--------|--------------|-----------|
| Total Blocks |16 | 1st Qtr. |4 | When Losing |9 |
| FG Blocks |10 | 2nd Qtr. |2 | When Winning |5 |
| PAT Blocks |3 | 3rd Qtr. |3 | When Tied |2 |
| Punt Blocks |3 | 4th Qtr. |7 | Record |12-4 |

3 — Punts inside the 20 by rookie P Jordan Stout in his Week 1 NFL debut in Baltimore's 24-9 win over NYJ.

A RICH HISTORY OF SPECIAL TEAMS

Following the retirement of longtime ST coordinator Jerry Rosburg in 2019, Chris Horton took over as the special teams coach. Horton, who served as Rosburg's assistant for three seasons (2016-18), leads the standout special teams battery.

SEVEN PRO BOWL SPECIALISTS

• Seven Ravens have earned 14 combined Pro Bowl honors during the John Harbaugh Era (since 2008): ST Brendon Ayanbadejo (2008), K Billy Cundiff (2010), RS Devin Duvernay (2021), RS Jacoby Jones (2012), K Justin Tucker (2013, 2016 & 2019-21), LS Morgan Cox (2015, 2016 & 2019-20) and P Sam Koch (2015).

PRIME KICKER & PUNTER

• Five-time Pro Bowl K Justin Tucker, who the Ravens signed as a rookie free agent, owns the NFL's most FGs (331) since entering the NFL in 2012. With a 91.2% career success mark, "Tuck" is the most accurate kicker in league history (331-of-363 on FGAs). Earning his first Pro Bowl nod in 2015, now-retired P Sam Koch's 46.7 gross avg. ranked No. 9 in the NFL that season, while his 42.9 net avg. was No. 2. In 2017, Koch led the NFL in both punts inside the 10 (16) and the 20 (a franchise-record 40).

RAVENS' RETURN MEN SOAR

• Dating back to 2011, six different Ravens have returned punts for touchdowns: WR Michael Campanaro, WR Kaelin Clay, WR Tandon Doss, CB Cyrus Jones, WR Jacoby Jones and DB Lardarius Webb.

DUVERNAY NETS ANOTHER KOR-TD

• In Week 2 vs. Miami, WR Devin Duvernay registered a 103-yard KOR-TD to open the game, marking the league's first KOR-TD of the 2022 season and the second (93 yards on 9/28/20 vs. KC) of Duvernay's career. It also marked the first time in franchise history that Baltimore returned the opening-game kickoff for a TD. With the play, Duvernay became the second Raven ever to record multiple regular season KOR-TDs in a career (2), joining WR Jacoby Jones (4).

NO. 1 KOR AVERAGE UNDER HARBAUGH

Since 2008, when John Harbaugh became the Ravens' head coach, Baltimore owns the NFL's No. 1 KOR average (24.9).

NFL KICKOFF RETURN AVERAGE (SINCE 2008 / HARBAUGH'S BALTIMORE TENURE)

| Rk. | Team | KOR | Yards | Avg. | Long | TDs |
|-----|-----------|-----|--------|------|------|-----|
| 1. | Baltimore | 562 | 13,981 | 24.9 | 108t | 9 |
| 2. | Minnesota | 612 | 14,947 | 24.4 | 109t | 12 |
| 3. | NY Jets | 678 | 16,152 | 23.8 | 107t | 8 |

RAVENS PERSONNEL NOTES



ERIC DeCOSTA

27TH SEASON WITH RAVENS
4TH AS EVP & GENERAL MANAGER

RAVENS SCOUTING HISTORY / SINCE 1996

30 HOMEGROWN RAVENS
PRO BOWLERS

26 DRAFTED RAVENS TO
EARN PRO BOWL HONORS

4 UNDRAFTED ROOKIES TO
EARN PRO BOWL HONORS

HOMEGROWN PRO BOWLERS

The Ravens have had 51 different players earn Pro Bowl honors since the team's 1996 inception. Of those, 30 are homegrown – 26 drafted and 4 signed as a rookie free agent.

RAVENS HOMEGROWN PRO BOWLERS / SINCE 1996 INCEPTION

| Year Drafted (Rd.) | Name | Pro Bowls |
|-----------------------|-----------------------------|-----------|
| 1996 (1st) | LB Ray Lewis | 13 |
| 1996 (1st) | T Jonathan Ogden | 11 |
| 2002 (1st) | S Ed Reed | 9 |
| 2007 (3rd) | G Marshal Yanda | 8 |
| 2003 (1st) | OLB Terrell Suggs | 7 |
| 2006 (1st) | DT Haloti Ngata | 5 |
| 2012 (RFA) | K Justin Tucker # | 5 |
| 1997 (1st) | OLB Peter Boulware | 4 |
| 2010 (RFA) | LS Morgan Cox # | 4 |
| 2014 (1st) | LB C.J. Mosley | 4 |
| 1999 (1st) | CB Chris McAlister | 3 |
| 2017 (RFA) | FB Patrick Ricard # | 3 |
| 2008 (2nd) | Ray Rice | 3 |
| 2018 (3rd) | TE Mark Andrews | 2 |
| 2018 (3rd) | T Orlando Brown Jr. | 2 |
| 2001 (1st) | TE Todd Heap | 2 |
| 2017 (1st) | CB Marlon Humphrey | 2 |
| 2018 (1st) | QB Lamar Jackson % | 2 |
| 2016 (5th) | OLB Matthew Judon | 2 |
| 1996 (5th) | WR/RS Jermaine Lewis | 2 |
| 2007 (4th) | FB Le'Ron McClain | 2 |
| 2000 (6th) | OLB Adalius Thomas | 2 |
| 2020 (3rd) | WR/RS Devin Duvernay | 1 |
| 2007 (1st) | G Ben Grubbs | 1 |
| 2013 (4th) | FB Kyle Juszczyk | 1 |
| 2006 (6th) | P Sam Koch | 1 |
| 2000 (1st) | RB Jamal Lewis | 1 |
| 2002 (RFA) | LB Bart Scott # | 1 |
| 2016 (1st) | T Ronnie Stanley | 1 |
| 2013 (3rd) | DT Brandon Williams | 1 |

Undrafted Rookie Free Agent

Bold Indicates 2021 Pro Bowler

FIRST-ROUND FINDS

The Ravens have tabbed 28 players in the first round. These picks have earned 66 combined Pro Bowls, multiple POTY Awards, an NFL MVP honor, two Super Bowl MVPs and three HOF selections.

RAVENS ALL-TIME FIRST-ROUND DRAFT PICKS

| Year | Name | Pick | Pro Bowls |
|------|-----------------------|------|-----------|
| 1996 | T Jonathan Ogden * ~ | 4 | 11 |
| 1996 | LB Ray Lewis + + ~ ~ | 26 | 13 |
| 1997 | LB Peter Boulware * | 4 | 4 |
| 1998 | CB Duane Starks | 10 | |
| 1999 | CB Chris McAlister | 10 | 3 |
| 2000 | RB Jamal Lewis * = | 5 | 1 |
| 2000 | WR Travis Taylor | 10 | |
| 2001 | TE Todd Heap | 31 | 2 |
| 2002 | S Ed Reed * + ~ | 24 | 9 |
| 2003 | OLB Terrell Suggs * + | 10 | 7 |
| 2003 | QB Kyle Boller | 19 | |
| 2005 | WR Mark Clayton * | 22 | |
| 2006 | DT Haloti Ngata * | 12 | 5 |
| 2007 | G Ben Grubbs * | 29 | 2 |
| 2008 | QB Joe Flacco ^ ~ | 18 | |
| 2009 | T Michael Oher * | 23 | |
| 2011 | CB Jimmy Smith | 27 | |
| 2013 | S Matt Elam | 32 | |
| 2014 | LB C.J. Mosley * | 17 | 4 |
| 2015 | WR Breshad Perriman | 26 | |
| 2016 | T Ronnie Stanley | 6 | 1 |
| 2017 | CB Marlon Humphrey | 16 | 2 |
| 2018 | TE Hayden Hurst | 25 | |
| 2018 | QB Lamar Jackson % | 32 | 2 |
| 2019 | WR Marquise Brown | 25 | |
| 2020 | ILB Patrick Queen * | 28 | |
| 2021 | WR Rashod Bateman | 27 | |
| 2021 | OLB Odafe Oweh* | 31 | |

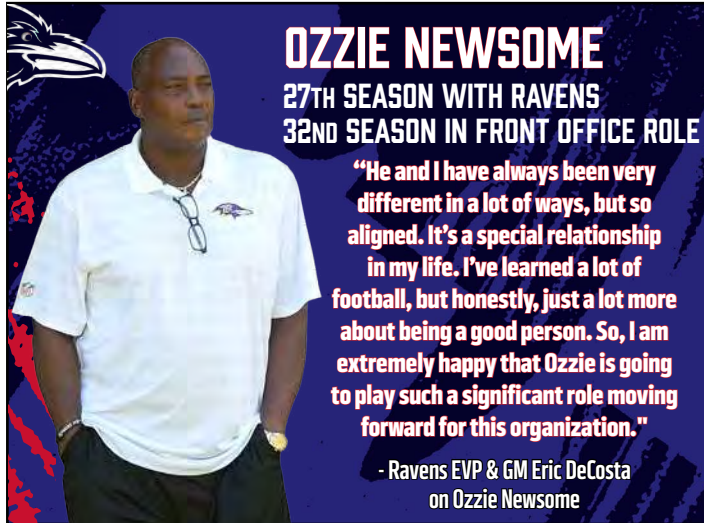
% NFL MVP ~ Super Bowl MVP + Defensive Player of the Year
= Offensive Player of the Year ~ Pro Football Hall of Fame
* All-Rookie Team ^ NFL Rookie of the Year (Fan Vote)

Baltimore has drafted three players (Ogden, Lewis & Reed) who were selected to the Pro Football Hall of Fame. For Ogden & Lewis, it was the first time ever two players were drafted in the same round (1st in 1996) by a team and reached the HOF in their initial year of eligibility.

Eric DeCosta has been with the franchise since Day One, first beginning as an intern during the inaugural 1996 season and then ascending to the personnel department's chief decision-maker in 2019. Prior to being named EVP/GM – succeeding the legendary Ozzie Newsome – DeCosta, 50, received GM interview offers annually from multiple teams in recent years. However, he never seriously considered leaving Baltimore, which has always aligned perfectly with what he envisioned to be his dream job.



RAVENS PERSONNEL NOTES



OZZIE NEWSOME

27TH SEASON WITH RAVENS
32ND SEASON IN FRONT OFFICE ROLE

"He and I have always been very different in a lot of ways, but so aligned. It's a special relationship in my life. I've learned a lot of football, but honestly, just a lot more about being a good person. So, I am extremely happy that Ozzie is going to play such a significant role moving forward for this organization."

- Ravens EVP & GM Eric DeCosta on Ozzie Newsome

"20/20 CLUB"

The Ravens' "20/20 Club" includes members of the personnel staff who started with as young assistants and grew into evaluators with more input. The term "20/20" refers to hiring 20-year-olds for \$20,000. But according to Ozzie Newsome: "The guys actually started when they were a little older than 20 and for more than \$20,000, but that's what we call them."

RAVENS "2020 CLUB" GRADUATES / CURRENT SCOUTS

| Name | Joined Ravens | Current Title |
|-------------------|------------------|--------------------------------|
| George Kokinis | 1991 (w/ Browns) | Dir. of Player Personnel |
| Eric DeCosta | 1996 | EVP & General Manager |
| Joe Hortiz | 1998 | Dir. of Player Personnel |
| Mark Azevedo | 2005 | Asst. Dir. of Player Personnel |
| David Blackburn | 2007 | Director of College Scouting |
| Andrew Raphael | 2013 | National Scout |
| Brandon Berning | 2015 | Midwest/SW Area Scout |
| Joey Cleary | 2015 | Southeast Area Scout |
| Corey Frazier | 2017 | West Coast Area Scout |
| "Q" Attenoukon | 2017 | Area Scout |
| Patrick McDonough | 2018 | Northeast Area Scout |
| Chas Stallard | 2018 | Southwest Area Scout |

ALL-PRO DRAFT PICKS

Over the past 26 seasons, led by Ozzie Newsome and Eric DeCosta, Baltimore has drafted a league-high (tied) 17 players who have earned AP first-team All-Pro honors. When including undrafted rookies LS Morgan Cox and K Justin Tucker, the Ravens have produced 19 "homegrown" AP first-team All-Pro selections since their 1996 inception.

MOST DRAFT CHOICES TO EARN AP FIRST-TEAM ALL-PRO [SINCE 1996 / RAVENS INCEPTION]

| | | | |
|------------------------|---------------------|---------------------|--------------------|
| 1. Baltimore ...17 | Mark Andrews (1) | Ray Lewis (7) | Ed Reed (5) |
| New England . . 17 | Devin Duvernay (1) | Chris McAlister (1) | Ronnie Stanley (1) |
| Pittsburgh 17 | Marlon Humphrey (1) | Le'Ron McClain (1) | Terrell Suggs (1) |
| 4. Dallas 16 | Lamar Jackson (1) | Haloti Ngata (2) | Adalius Thomas (1) |
| San Francisco . . 16 | Jamal Lewis (1) | Jonathan Ogden (4) | Marshal Yanda (2) |
| | Jermaine Lewis (1) | Kelechi Osemele (1) | |

SUCCESS ACROSS THE DRAFT BOARD

1ST ROUND

Jonathan Ogden ('96), Ray Lewis ('96), Peter Boulware ('97), Chris McAlister ('99), Jamal Lewis ('00), Todd Heap ('01), Ed Reed ('02), Terrell Suggs ('03), Haloti Ngata ('06), Ben Grubbs ('07), Joe Flacco ('08), Michael Oher ('09), Jimmy Smith ('11), C.J. Mosley ('14), Ronnie Stanley ('16), Marlon Humphrey ('17), Lamar Jackson ('18), Marquise Brown ('19), Patrick Queen ('20)

2ND ROUND

Jamie Sharper ('97), Anthony Weaver ('02), Ray Rice ('08), Paul Kruger ('09), Torrey Smith ('11), Courtney Upshaw ('12), Kelechi Osemele ('12), Tyus Bowser ('17), J.K. Dobbins ('20)

3RD ROUND

Casey Rabach ('01), Marshal Yanda ('07), Lardarius Webb ('09), Brandon Williams ('13), Orlando Brown Jr. ('18), Mark Andrews ('18), Devin Duvernay ('20), Justin Madubuike ('20)

4TH ROUND

Edwin Mulitalo ('99), Edgerton Hartwell ('01), Jarret Johnson ('03), Le'Ron McClain ('07), Dennis Pitta ('10), Kyle Juszczyk ('13), Za'Darius Smith ('15), Tavon Young ('16), Anthony Averett ('18)

5TH ROUND

Jermaine Lewis ('96), Dawan Landry ('06), Arthur Jones ('10), Pernelle McPhee ('11), Rick Wagner ('13), Nick Boyle ('15), Matthew Judon ('16)

6TH ROUND

Adalius Thomas ('00), Chester Taylor ('02), Sam Koch ('06), Tyrod Taylor ('11), Ryan Jensen ('13), Darren Waller ('15), Chuck Clark ('17), Bradley Bozeman ('18), DeShon Elliott ('18)

7TH ROUND

DeAngelo Tyson ('12), Michael Campanaro ('14), Zach Sieler ('18)

RFA

Mike Flynn ('97), Priest Holmes ('97), Will Demps ('02), Bart Scott ('02), Ma'ake Kemoeatu ('02), Jameel McClain ('08), Dannell Ellerbe ('09), Morgan Cox ('10), Josh Byner ('11), Justin Tucker ('12), James Hurst ('14), Zach Orr ('14), Patrick Onwuasor ('16), Michael Pierce ('16), Matt Skura ('16), Patrick Ricard ('17), Chris Board ('18), Gus Edwards ('18), Patrick Mekari ('19), Tyler Huntley ('20)

Ozzie Newsome's legacy is unlike any the game has seen. Known throughout all of sports as a premier leader, he is a Hall of Fame player, the architect of Baltimore's 2000 and 2012 Super Bowl championship teams and an elite evaluator who became the NFL's first African American GM. In 2019, his longtime top lieutenant, Eric DeCosta, took over as the Ravens' EVP & GM. However, Newsome maintains a significant role within the organization as its executive VP.

RAVENS IRONMEN / TURNOVER NOTES

RAVENS IRONMEN

RAVENS CONSECUTIVE GAMES PLAYED / ACTIVE STREAKS



JUSTIN TUCKER
165

PATRICK QUEEN
37

MARK ANDREWS
25

RAVENS CONSECUTIVE GAMES PLAYED / ALL-TIME STREAKS

| Rk. | Player | Games | Years |
|-----|----------------------|------------|---------------------|
| 1. | Sam Koch | 239 | 2006-20 |
| 2. | Justin Tucker | 165 | 2012-present |
| 3. | Jarret Johnson | 129 | 2003-11 |
| 4. | Joe Flacco | 122 | 2008-15 |
| 5. | Anthony Levine Sr. | 117 | 2013-20 |
| 6. | Peter Boulware | 111 | 1997-2003 |

RAVENS ALL-TIME GAMES PLAYED

| Rk. | Player | Games | Years |
|-----|----------------------|------------|---------------------|
| 1. | Sam Koch | 256 | 2006-21 |
| 2. | Terrell Suggs | 229 | 2003-18 |
| 3. | Ray Lewis | 228 | 1996-2012 |
| 4. | Matt Stover | 207 | 1996-2008 |
| 5. | Jonathan Ogden | 177 | 1996-2007 |
| | Marshal Yanda | 177 | 2007-19 |
| 7. | Justin Tucker | 165 | 2012-present |
| | Morgan Cox | 165 | 2010-20 |
| 9. | Joe Flacco | 163 | 2008-18 |
| 10. | Ed Reed | 160 | 2002-12 |
| 11. | Anthony Levine Sr. | 146 | 2012-21 |
| 12. | Jarret Johnson | 143 | 2003-11 |
| 13. | Chris McAlister | 135 | 1999-2008 |
| | Haloti Ngata | 135 | 2006-14 |
| 15. | Mike Flynn | 134 | 1998-2007 |
| | Kelly Gregg | 134 | 2001-10 |
| 17. | Todd Heap | 133 | 2001-10 |
| 18. | Jimmy Smith | 128 | 2011-21 |
| 19. | Ladarius Webb | 127 | 2009-17 |
| 20. | Peter Boulware | 126 | 1997-2005 |
| 21. | Brandon Williams | 123 | 2013-21 |
| 22. | Cornell Brown | 109 | 1997-2004 |
| | Bart Scott | 109 | 2002-08 |
| 24. | Edwin Mulitalo | 106 | 1999-2006 |
| 25. | Adalius Thomas | 97 | 2000-06 |

TURNOVER MARGIN SINCE 2008

Since John Harbaugh's 2008 Baltimore arrival, the Ravens have produced the NFL's fifth-best turnover differential (+51).

NFL's TOP TURNOVER DIFFERENTIALS [SINCE 2008 / JOHN HARBAUGH ERA]

| Rk. | Team | Takeaways | Giveaways | Turnover Diff. |
|-----|------------------|------------|------------|----------------|
| 1. | New England | 401 | 240 | +161 |
| 2. | Green Bay | 367 | 245 | +122 |
| 3. | Seattle | 361 | 282 | +79 |
| 4. | Kansas City | 362 | 286 | +76 |
| 5. | Baltimore | 355 | 304 | +51 |

TURNOVER MARGIN AT HOME

Baltimore owns a +53 differential at home during the John Harbaugh Era, ranking as the league's fourth-best mark.

NFL's TOP TURNOVER DIFFERENTIALS / AT HOME [SINCE 2008 / JOHN HARBAUGH ERA]

| Rk. | Team | Takeaways | Giveaways | Turnover Diff. |
|-----|------------------|------------|------------|----------------|
| 1. | Green Bay | 210 | 106 | +104 |
| 2. | New England | 206 | 120 | +86 |
| 3. | Seattle | 194 | 129 | +65 |
| 4. | Baltimore | 194 | 141 | +53 |

TURNOVER TABLE SINCE 2000

| Year | TA/TO | Plus/Minus | Record |
|--------------|----------------|------------|----------------|
| 2022 | 10/5 | +5 | 2-2 |
| 2021 | 15/26 | -11 | 8-9 |
| 2020 | 22/18 | +4 | 11-5 |
| 2019 | 25/15 | +10 | 14-2 |
| 2018 | 17/20 | -3 | 10-6 |
| 2017 | 34/17 | +17 | 9-7 |
| 2016 | 28/23 | +5 | 8-8 |
| 2015 | 14/28 | -14 | 5-11 |
| 2014 | 22/20 | +2 | 10-6 |
| 2013 | 24/29 | -5 | 8-8 |
| 2012 | 25/16 | +9 | 10-6 |
| 2011 | 26/24 | +2 | 12-4 |
| 2010 | 27/20 | +7 | 12-4 |
| 2009 | 32/22 | +10 | 9-7 |
| 2008 | 34/21 | +13 | 11-5 |
| 2007 | 23/40 | -17 | 5-11 |
| 2006 | 40/23 | +17 | 13-3 |
| 2005 | 26/36 | -10 | 6-10 |
| 2004 | 34/23 | +11 | 9-7 |
| 2003 | 41/38 | +3 | 10-6 |
| 2002 | 31/32 | -1 | 7-9 |
| 2001 | 28/36 | -8 | 10-6 |
| 2000 | 49/26 | +23 | 12-4 |
| Total | 627/558 | +69 | 211-148 |

THE RAVENS ARE...

SINCE 2000, HERE ARE THE RAVENS' RECORDS IN A GAME:

When turnover ratio is +2 or better 87-6
 When turnover ratio is +1 or better 130-20
 When turnover ratio is even 43-30
 When turnover ratio is negative 38-95

THAT M&T MAGIC

HOME UNDER HARBS

Under John Harbaugh (since 2008), the Ravens own the NFL's third-best home winning percentage (.713), going 82-33 at M&T Bank Stadium.

NFL'S BEST REGULAR SEASON HOME RECORDS (JOHN HARBAUGH ERA / SINCE 2008)

| Rk. | Team | Record | Pct. |
|-----|-------------------------|--------------|-------------|
| 1. | New England Patriots | 91-23 | .798 |
| 2. | Green Bay Packers | 88-24-2 | .781 |
| 3. | Baltimore Ravens | 82-33 | .713 |
| 4. | Pittsburgh Steelers | 81-33-1 | .709 |
| 5. | New Orleans Saints | 76-38 | .667 |

RAVENS DEFEND THE BANK

The Ravens have been outstanding at home since they arrived in Baltimore. Below are their respective home records and corresponding NFL rankings during several periods.

RAVENS HOME RECORDS / NFL RANKINGS

| Time Period (Milestone) | Record | NFL Rank |
|--------------------------------------|----------|----------|
| Since 2010 (Past 12 Seasons) | 70-29 | 3 |
| Since 2008 (John Harbaugh's Arrival) | 82-33 | 3 |
| Since 2000 (First Super Bowl Season) | 128-51 | 3 |
| Since 1998 (M&T Bank Stadium Opened) | 136-59 | 3 |
| Since 1996 (Team's Inception) | 143-67-1 | 4 |

HOME "D" UNDER HARBS (SINCE 2008)

17.7

POINTS ALLOWED
PER GAME
(NFL'S BEST)

78.7

OPPONENT PASSER
RATING
(NFL'S 3RD BEST)
BUFFALO - 76.0, GB - 78.6

309.1

YARDS ALLOWED
PER GAME
(NFL'S 2ND BEST)
PITTSBURGH - 307.6

X DATING BACK TO 2008, THE RAVENS HAVE OUTSCORED OPPONENTS 2,966 TO 2,039 AT HOME. IN THEIR 82 WINS DURING THIS SPAN, THE MARGIN OF VICTORY HAS BEEN 14.4 POINTS PER GAME.

X THE RAVENS OWN A +927 POINT DIFFERENTIAL AT HOME UNDER JOHN HARBAUGH, RANKING NO. 3 IN THE NFL (NE IS +1,273 & GB IS +1,057).

X BALTIMORE IS 38-0 UNDER HARBAUGH WHEN ALLOWING 12 POINTS OR FEWER AT HOME.

HOME "D" DOMINANCE DATES WAY BACK

The Ravens' "D" has been stout at home for many seasons. Since 2003, Baltimore ranks at the top in several key categories:

BEST NFL DEFENSES AT HOME / SINCE 2003

| POINTS PER GAME (Fewest Allowed) | TOTAL DEFENSE (Fewest Yards Allowed) |
|-------------------------------------|---|
| 1. Baltimore 17.3 | 1. Pittsburgh 300.6 |
| 2. New England 17.4 | 2. Baltimore 301.7 |
| 3. Pittsburgh 18.4 | 3. Buffalo 316.9 |
| TAKEAWAYS | DEFENSIVE TDs |
| 1. Baltimore 293 | 1. Arizona 34 |
| 2. New England 291 | 2. Baltimore 33 |
| 3. Buffalo 276 | 3. Green Bay 29 |
| 4. Green Bay 274 | Tennessee 29 |

HOME FAST FACTS

- Under head coach John Harbaugh, the Ravens are 20-5 in September home games. The Ravens have won 23 of their past 28 home games in the month of September (dating back to 2006).
- Under Coach Harbaugh, the Ravens are 24-6 in November home games, producing the NFL's second-best such record. The Ravens have won 22 of their past 27 home games during the month.
- The Ravens are 24-9 at home in the month of December under John Harbaugh and 44-17 in such games during their history.
- Under Coach Harbaugh (since 2008), Baltimore has gone 22-7 against NFC teams at M&T Bank Stadium, producing the best home record by an AFC squad vs. the "other" conference.
- Baltimore has won 25 of its last 32 home games vs. NFC teams.
- In their history, the Ravens have hosted 27 games when the temperature was below 40 degrees. Baltimore is 21-5-1 in such cold weather games.
- Baltimore is 9-2 at home in November against AFC North foes under Harbaugh. Overall under Harbaugh, the Ravens are 28-14 in home games played against AFC North foes.
- Baltimore has won 23 of its last 34 home games vs. AFC North foes.
- The Ravens are 18-5 at home all time against teams from the West Coast/Pacific TZ. (Ari. - 3-1, LV - 6-1, LAC - 4-1, LAR - 0-1, SF - 3-0 & Sea. - 2-1).

BEST HOME DEFENSE

Baltimore has permitted an NFL-low 17.5 ppg at home during the John Harbaugh Era. Under "Harbs," the Ravens are 36-0 at home when allowing 10 points or fewer. In 23 of those games, the Ravens gave up no more than 7 points.

FEWEST POINTS PER GAME ALLOWED AT HOME (SINCE 2008 / JOHN HARBAUGH ERA)

| | |
|------------------|-------------|
| BALTIMORE | 17.7 |
| NEW ENGLAND | 18.5 |
| PITTSBURGH | 18.7 |



ALL-TIME RESULTS / TRENDS

RAVENS REGULAR SEASON RECORDS

| | Overall Record | Home | Away |
|----------------------------------|-----------------------|-------------|-------------|
| Overall | 235-185-1 | 143-67-1 | 92-118 |
| In M&T Bank Stadium (since 1998) | 136-59 | 136-59 | n/a |
| Coached by Ted Marchibroda | 16-31-1 | 11-12-1 | 5-19 |
| Coached by Brian Billick | 80-64 | 50-22 | 30-42 |
| Coached by John Harbaugh | 139-90 | 82-33 | 57-57 |
| vs. AFC Teams | 174-144 | 105-55 | 69-89 |
| vs. AFC North | 68-52 | 40-20 | 28-32 |
| vs. AFC Central (1996-2001) | 26-28 | 13-14 | 13-14 |
| vs. AFC East | 29-24 | 19-7 | 10-17 |
| vs. AFC South | 23-18 | 15-6 | 8-12 |
| vs. AFC West | 28-22 | 18-8 | 10-14 |
| vs. NFC Teams | 61-41-1 | 38-12-1 | 23-29 |
| vs. NFC North | 11-9 | 7-3 | 4-6 |
| vs. NFC Central (1996-2001) | 3-5 | 3-1 | 0-4 |
| vs. NFC East | 17-9-1 | 10-2-1 | 7-7 |
| vs. NFC South | 12-8 | 6-4 | 6-4 |
| vs. NFC West | 18-10 | 12-2 | 6-8 |
| On Monday Night Football | 15-13 | 6-3 | 9-10 |
| On Tuesday | 1-0 | 1-0 | 0-0 |
| On Wednesday | 0-1 | 0-0 | 0-1 |
| On Thursday Night Football | 8-6 | 7-1 | 1-5 |
| On Saturday | 4-1 | 2-0 | 2-1 |
| On Sunday Night Football | 17-13 | 11-4 | 6-9 |
| In Overtime | 15-16-1 | 9-6-1 | 6-10 |
| Ravens Shutout Wins | 14-0 | 6-0 | 8-0 |
| In Season Openers | 15-12 | 9-4 | 6-8 |
| Indoors | 8-16 | n/a | 8-16 |

Note: Baltimore has played in Houston's Reliant/NRG Stadium six times (4-2), Indy's Lucas Oil Stadium three times (1-2), Dallas' Texas Stadium once (1-0), Atlanta's Mercedes-Benz Stadium once (1-0) and Las Vegas' Allegiant Stadium once (0-1). Four of those games at Reliant Stadium/NRG Stadium (12/13/10, 10/21/12, 12/21/14 & 9/20/20), and one at Allegiant Stadium (9/13/21), came when the roof was closed, meaning those games were "indoors," while the other games listed are considered "outdoors" due to open roofs. One of these games at Lucas Oil Stadium (11/8/20) came when the roof was opened, deeming that an outdoor game.

| | | | |
|--------------|---------|---------|-------|
| In August | 0-1 | 0-1 | 0-0 |
| In September | 56-35 | 34-10 | 22-25 |
| In October | 45-54 | 23-22 | 22-33 |
| In November | 65-43-1 | 39-15-1 | 26-28 |
| In December | 63-46 | 44-17 | 19-29 |
| In January | 6-6 | 3-2 | 3-4 |

RAVENS REGULAR RESULTS WHEN...

| Team | Since 2000 | Since 2008 | 2022 |
|---------------------------------|------------|------------|------|
| Record | 211-146 | 139-90 | 2-2 |
| vs. AFC North (since 2002) | 68-52 | 51-34 | 0-0 |
| vs. AFC | 157-112 | 103-69 | 2-2 |
| vs. NFC | 54-34 | 36-21 | 0-0 |
| Home | 128-51 | 82-33 | 0-2 |
| Away | 83-95 | 57-57 | 2-0 |
| On grass | 112-86 | 74-50 | 1-2 |
| Artificial turf | 99-60 | 65-40 | 1-0 |
| Outdoors | 204-133 | 133-82 | 2-2 |
| Indoors | 7-13 | 6-8 | 0-0 |
| September | 48-28 | 33-17 | 2-1 |
| October | 42-43 | 26-27 | 0-1 |
| November | 60-31 | 40-17 | 0-0 |
| December | 55-39 | 36-25 | 0-0 |
| January | 6-5 | 4-4 | 0-0 |
| Leading at halftime | 167-31 | 112-25 | 2-2 |
| Trailing at halftime | 32-101 | 19-58 | 0-0 |
| Tied at halftime | 12-14 | 8-7 | 0-0 |
| Tied after 3 quarters | 5-9 | 3-5 | 0-1 |
| Leading after 3 quarters | 179-24 | 121-19 | 2-1 |
| Trailing after 3 quarters | 27-113 | 15-66 | 0-0 |
| Decided by 7 points or fewer | 87-84 | 56-60 | 0-2 |
| Decided by 3 points or fewer | 48-47 | 32-33 | 0-1 |
| When scoring first | 146-49 | 102-34 | 2-2 |
| When not scoring first | 65-97 | 37-56 | 0-0 |
| Positive or even turnover ratio | 173-51 | 109-39 | 2-2 |
| Negative turnover ratio | 38-95 | 30-51 | 0-0 |
| Winning penalty ratio | 91-58 | 60-32 | 2-1 |
| Losing penalty ratio | 101-75 | 64-47 | 0-1 |
| Overtime | 13-14 | 9-11 | 0-0 |
| When returning a KOR for a TD | 5-5 | 5-4 | 0-1 |
| When returning a PR for a TD | 9-3 | 5-1 | 0-0 |

| Offense | Since 2000 | Since 2008 | 2022 |
|-----------------------------------|------------|------------|------|
| Scoring 20 or more points | 169-58 | 119-43 | 2-2 |
| Scoring 30 or more points | 78-9 | 58-7 | 1-1 |
| Having 20 or more first downs | 106-64 | 84-45 | 0-2 |
| Totaling 350 or more net yards | 107-51 | 82-36 | 1-1 |
| At least 35 minutes time of poss. | 63-10 | 43-8 | 0-1 |
| Rushing for 150 or more yards | 82-24 | 57-16 | 1-2 |
| When not throwing an INT | 117-30 | 79-23 | 0-1 |
| With a 100-yard rusher | 73-25 | 45-12 | 1-1 |
| Without a 100-yard rusher | 138-121 | 94-78 | 1-1 |
| With a 100-yard receiver | 44-30 | 32-21 | 0-1 |
| Without a 100-yard receiver | 167-116 | 107-69 | 2-1 |
| With a 300-yard passer | 24-21 | 22-16 | 0-1 |
| Without a 300-yard passer | 187-125 | 118-64 | 2-1 |

| Defense | Since 2000 | Since 2008 | 2022 |
|----------------------------------|------------|------------|------|
| When scoring a defensive TD | 51-9 | 29-6 | 0-0 |
| When returning an INT for a TD | 35-4 | 17-3 | 0-0 |
| When returning a fumble for a TD | 19-5 | 15-3 | 0-0 |
| Recording 3 or more sacks | 110-43 | 65-29 | 2-0 |
| Holding opp. under 250 net yards | 74-20 | 47-7 | 0-0 |
| Holding opp. under 21 points | 168-40 | 111-19 | 1-0 |
| Holding opp. under 15 points | 125-15 | 77-5 | 1-0 |
| Allowing a 100-yard rusher | 22-30 | 14-20 | 0-0 |
| Not allowing a 100-yard rusher | 189-116 | 125-70 | 2-2 |
| Allowing a 100-yard receiver | 43-47 | 27-31 | 1-1 |
| Not allowing a 100-yard receiver | 168-99 | 112-59 | 1-1 |
| Allowing a 300-yard passer | 31-33 | 22-27 | 2-1 |
| Not allowing a 300-yard passer | 180-113 | 117-63 | 0-1 |

PLAYER NOTES - JACKSON



QUICK CAREER NOTES

- ✗ Baltimore is 39-14 with Jackson as its regular season starter. Since his first NFL start (Week 11 of 2018), his 39 wins rank fifth most among all NFL QBs.
- ✗ Jackson is the only QB in NFL history to record multiple career games (four) with at least 3 TD passes *and* 100 rushing yards: 2022 at NE, 2022 vs. Mia., 2021 vs. Min. & 2019 at Cle. Six other QBs have accomplished the feat just once.
- ✗ On 9/25/22 at NE, Jackson became the third player in NFL history to record 4 TD passes and rush for 100 yards in a single game, joining Cam Newton (2015) and Randall Cunningham (1990). He also became the first player to throw 3+ TD passes *and* rush for 100 yards in back-to-back games.
- ✗ In 2021, Jackson recorded at least 200 passing yards *and* 50 rushing yards in seven games, tying Randall Cunningham (1990) and Jackson's own 2019 campaign for the most such performances in NFL single-season history.
- ✗ In 2020, Jackson (1,005) became the first QB in NFL history to surpass the 1,000-yard rushing milestone in multiple seasons, also doing so in 2019 (1,206).
- ✗ Jackson (2019-20), Josh Allen (2020-21) and Deshaun Watson (2018-19) are the only QBs with at least 25 TD passes and 5 rushing TDs in consecutive seasons in NFL history.
- ✗ Jackson has 12 career regular season games with at least 100 rushing yards, the most by a QB in NFL history.
- ✗ Jackson is the only player in NFL history to throw a TD of 75-plus yards *and* rush for a TD of 75-plus yards in a single game (Week 2 of 2022 vs. Mia.).

REGULAR SEASON WINS SINCE JACKSON'S FIRST NFL START (11/18/18)

| Rk. | Quarterback (Team) | Record |
|-----|----------------------|--------|
| 1. | Aaron Rodgers (GB) | 44-15 |
| 2. | Patrick Mahomes (KC) | 43-13 |
| 3. | Tom Brady (NE/TB) | 42-17 |
| 4. | Josh Allen (Buf.) | 40-19 |
| 5. | Lamar Jackson (Bal.) | 39-14 |

DUAL THREAT DYNAMO

GAMES W/ 200+ PASS YARDS AND 100+ RUSH YARDS [NFL HISTORY]

1. Lamar Jackson (Bal.) 7
2. Josh Allen (Buf.) 3
- Cam Newton (Car./NE) 3
- Russell Wilson (Sea./Den.) 3

GAMES W/ 3+ PASS TDs AND 75+ RUSH YARDS [NFL HISTORY]

1. Lamar Jackson (Bal.) 8
2. Cam Newton (Car./NE) 5
3. Tobin Rote (GB/Det./SD/Den.) 3
4. Four Players 2

2019 UNANIMOUS MVP

- ✗ In 2019, Jackson became the only QB in NFL history to produce at least 3,000 passing yards and 1,000 rushing yards in a season. (He had 3,127 passing & 1,206 rushing.)
- ✗ Jackson was responsible for an NFL-best 43 total TDs (36 passing & 7 rushing) in 2019. His 36 TD passes led the NFL and are the most in franchise single-season history.
- ✗ Jackson rushed for 1,206 yards in 2019, marking the most by a quarterback in NFL single-season history.
- ✗ Jackson produced the NFL single-season record for most 100-yard rushing games (5 in 2019) by a quarterback.
- ✗ Jackson (36/7) also became the third QB in NFL history with at least 35 passing TDs & 7 rushing TDs. Steve Young (1994), Cam Newton (2015) and Josh Allen (2020) have also accomplished this feat.
- ✗ In his final eight games of 2019 (he sat out Week 17), Jackson threw 25 TDs and 1 INT, completing 69.4% of his passes for 1,477 yards and a 130.3 rating. He tallied 630 rushing yards & 4 rush TDs.
- ✗ Jackson threw at least 4 TDs in an NFL-best four games in 2019. He also threw at least 3 TDs in an NFL-best eight games.
- ✗ In 2019's Week 15 win vs. NYJ, Jackson rushed for at least 85 yards while throwing for 5 TDs for the second time in his career. (He also did this on 11/25/19 at LAR.) Cam Newton is the only other player in NFL history to accomplish the 85 rushing yards/5 passing TDs feat in a game, doing so in 2015.
- ✗ Jackson posted two perfect passer ratings in 2019 (at Cin. & Mia.), making him one of two QBs in NFL history (Ben Roethlisberger, 2007) to attain the 158.3 mark twice in a season.
- ✗ In Weeks 11 (vs. Hou.) and 12 (at LAR) of 2019, Jackson became the first NFL player ever to throw at least 4 passing TDs and have at least 50 rush yards in back-to-back games.
- ✗ In 2019's Week 6 victory over Cincinnati, Jackson became the first player ever to pass for 200 yards (236) and rush for 150 yards (152) in a regular season game. (Colin Kaepernick also accomplished this feat in a 2013 playoff game.)
- ✗ In the 2019 Divisional Playoff vs. Tennessee, Jackson became the first player in NFL history with at least 350 passing yards (365) and 100 rushing yards (143) in any game.

PLAYER NOTES - JACKSON

MOST WINS BY A QB IN HIS FIRST 50 NFL STARTS [SINCE 1970 MERGER]

| Rk. | Quarterback | Wins |
|-----|-----------------|------|
| 1. | Patrick Mahomes | 40 |
| | Ken Stabler | 40 |
| 3. | Lamar Jackson | 38 |
| | Tom Brady | 38 |
| | Danny White | 38 |

MOST WINS BY A QB IN HIS FIRST 40 NFL STARTS [SINCE 1970 MERGER]

| Rk. | Quarterback | Wins |
|-----|-----------------|------|
| 1. | Lamar Jackson | 32 |
| | Patrick Mahomes | 32 |
| | Dan Marino | 32 |
| | Kurt Warner | 32 |

PASSING TOUCHDOWNS

RAVENS SINGLE-GAME HISTORY

| QB/Date/Opponent | TDs |
|----------------------------------|-----|
| Lamar Jackson, 12/12/19 vs. NYJ. | 5 |
| Lamar Jackson, 11/25/19 at LAR. | 5 |
| Lamar Jackson, 9/8/19 at Mia. | 5 |
| Joe Flacco, 10/12/14 at TB | 5 |
| Tony Banks, 9/10/00 vs. Jax. | 5 |

COMPLETION PERCENTAGE

RAVENS SINGLE-GAME HISTORY

| QB/Date/Opponent | Pct. |
|----------------------------------|------|
| Lamar Jackson, 11/10/19 at Cin. | 88.2 |
| Lamar Jackson, 10/11/21 vs. Ind. | 86.0 |
| Lamar Jackson, 9/8/19 at Mia. | 85.0 |
| Lamar Jackson, 11/8/20 at Ind. | 82.6 |

PASSER RATING

RAVENS SINGLE-GAME HISTORY

| QB/Date/Opponent | Rate |
|---------------------------------|-------|
| Lamar Jackson, 11/10/19 at Cin. | 158.3 |
| Lamar Jackson, 9/8/19 at Mia. | 158.3 |
| Lamar Jackson, 9/13/20 vs. Cle. | 152.1 |
| Joe Flacco, 10/12/14 at TB | 149.7 |

Jackson is the youngest QB in NFL history to produce a perfect passer rating. Incredibly, he's done it twice.

CONSECUTIVE PASSES, NO INTs

RAVENS SINGLE-GAME HISTORY

| QB/Dates | Passes |
|------------------------------------|--------|
| Lamar Jackson, 11/25/18 -- 9/29/19 | 248 |
| Lamar Jackson, 10/6/19 -- 12/8/19 | 181 |
| Joe Flacco, 9/25/16 -- 10/23/16 | 176 |

PASSING TOUCHDOWNS

RAVENS SINGLE-SEASON HISTORY

| Rk. | Quarterback (Year) | TDs |
|-----|-------------------------|-----|
| 1. | Lamar Jackson (2019) | 36 |
| 2. | Vinny Testaverde (1996) | 33 |
| 3. | Joe Flacco (2014) | 27 |
| 4. | Lamar Jackson (2020) | 26 |
| 5. | Joe Flacco (2010) | 25 |

PASSER RATING

RAVENS SINGLE-SEASON HISTORY

| Rk. | Quarterback (Year) | Rate |
|-----|----------------------|-------|
| 1. | Lamar Jackson (2019) | 113.3 |
| 2. | Lamar Jackson (2020) | 99.3 |
| 3. | Joe Flacco (2010) | 93.6 |
| 4. | Joe Flacco (2014) | 91.0 |
| 5. | Joe Flacco (2009) | 88.9 |

TD PASS PERCENTAGE

RAVENS SINGLE-SEASON HISTORY

| Rk. | Quarterback (Year) | TD% |
|-----|-------------------------|-----|
| 1. | Lamar Jackson (2019) | 9.0 |
| 2. | Lamar Jackson (2020) | 6.9 |
| 3. | Vinny Testaverde (1996) | 6.0 |
| 4. | Tony Banks (1999) | 5.3 |
| | Trent Dilfer (2000) | 5.3 |

JACKSON NUMBER TO NOTE

8

Quarterbacks, including Lamar Jackson, in league history to record at least 10,000 passing yards and 3,500 rushing yards in a career.

Jackson is the fastest QB in NFL history to hit the dual 10K passing and 3.5K rushing yards milestone, doing so in Week 1 of 2022 in his 59th-career game.

QUARTERBACKS W/ 10,000 PASSING YARDS & 3,500 RUSHING YARDS / NFL HISTORY

| Quarterback | Games | Pass | Rush |
|--------------------|-------|--------|-------|
| Lamar Jackson | 62 | 10,860 | 3,989 |
| Randall Cunningham | 162 | 29,979 | 4,928 |
| Steve McNair | 161 | 31,304 | 3,590 |
| Cam Newton | 148 | 32,382 | 5,628 |
| Fran Tarkenton | 246 | 47,003 | 3,674 |
| Michael Vick | 143 | 22,464 | 6,109 |
| Russell Wilson | 162 | 38,039 | 4,740 |
| Steve Young | 169 | 33,124 | 4,239 |

PLAYER NOTES - JACKSON

100-YARD REGULAR SEASON RUSHING GAMES [QB's / SINGLE-SEASON NFL HISTORY]

1. Lamar Jackson (2019) 5
2. Russell Wilson (2014)..... 3
Michael Vick (2006) 3
Michael Vick (2004) 3

CAREER 100-YARD REGULAR SEASON RUSHING GAMES [QB's / NFL HISTORY]

1. Lamar Jackson 12
2. Michael Vick10
3. Russell Wilson 4
4. J. Allen, R. Cunningham, B. Douglass 3
D. McNabb, C. Newton & T. Rote 3

CAREER GAMES W/ 5 TD PASSES & 85+ RUSHING YARDS [NFL HISTORY]

1. Lamar Jackson 2
2. Cam Newton 1

Newton's "5/85" game came during his 2015 NFL MVP campaign, just as Jackson's were in 2019.

GAMES WITH 5 TD PASSES [NFL SINGLE-SEASON HISTORY]

1. Peyton Manning (2004)* 4
2. Lamar Jackson (2019)* 3
Cam Newton (2015)* 3
Drew Brees (2011) 3
Tom Brady (2007)* 3
Daunte Culpepper (2004) 3

*Won NFL MVP

MOST GAMES WITH 4+ TD PASSES [2019 SEASON]

1. Lamar Jackson (Bal.) 4
2. Jimmy Garoppolo (SF) 3
Daniel Jones (NYG) 3
Jameis Winston (TB) 3

MOST GAMES WITH 3+ TD PASSES [2019 SEASON]

1. Lamar Jackson (Bal.) 8
2. Drew Brees (NO) 7
3. Dak Prescott (Dal.) 6
4. Patrick Mahomes (KC) 5
Matthew Stafford (Det.) 5
Deshaun Watson (Hou.) 5
Jameis Winston (TB) 5

TOTAL TOUCHDOWNS [2019 SEASON]

1. Lamar Jackson (Bal.) 43
2. Russell Wilson (Sea.) 34
Jameis Winston (TB) 34

PASSING TOUCHDOWNS [2019 SEASON]

1. Lamar Jackson (Bal.) 36
2. Jameis Winston (TB) 33
3. Russell Wilson (Sea.) 31

NFL PASSER RATING [2019 SEASON]

1. Ryan Tannehill (Ten.) 117.5
2. Drew Brees (NO) 116.3
3. Lamar Jackson (Bal.) 113.3

MOST RUSHING YARDS [QUARTERBACKS / SINGLE-SEASON HISTORY]

1. Lamar Jackson (2019) 1,206
2. Michael Vick (2006) 1,039
3. Lamar Jackson (2020) 1,005
4. Bobby Douglass (1972) 968
5. Randall Cunningham (1990) 942

MOST GAMES WITH 2+ PASSING TDs AND 50+ RUSHING YARDS [SINCE 1970 MERGER]

- ENTIRE CAREER -


| Rk. | Player | 2+/50+ GAMES | GP/GS |
|-----|----------------------|--------------|--------------|
| 1. | Cam Newton | 23 | 148/144 |
| 2. | Randall Cunningham | 20 | 161/135 |
| | Michael Vick | 20 | 143/115 |
| 4. | Steve Young | 19 | 169/143 |
| 5. | Lamar Jackson | 18 | 62/53 |
| 6. | Russell Wilson | 16 | 162/162 |

- FIRST FIVE SEASONS OF A CAREER -

| Rk. | Player | 2+/50+ GAMES |
|-----|-----------------------------|--------------|
| 1. | Lamar Jackson (Bal.) | 18 |
| 2. | Cam Newton (Car.) | 17 |
| 3. | Josh Allen (Buf.) | 11 |
| 4. | Randall Cunningham (Phi.) | 10 |
| 5. | Michael Vick (Atl.) | 9 |
| 6. | Russell Wilson (Sea.) | 8 |
| 7. | Kyler Murray (Ari.) | 7 |



PLAYER NOTES - ANDREWS



MARK ANDREWS
#89 | TIGHT END

29
TD GRABS SINCE 2019, MARKING THE MOST AMONG NFL TEs

2X
PRO BOWLER

7
MULTI-TD GAMES SINCE 2019, RANKING NO. 1 AMONG NFL TEs

1X
ALL-PRO

23
RED ZONE TD GRABS SINCE 2019, MARKING THE MOST AMONG NFL TEs

NFL TIGHT END RECEIVING LEADERS

RECEIVING YARDS / ACTIVE TEs

| 2022 | | SINCE 2019 | |
|------------------------------------|------------|------------------------------------|--------------|
| 1. Travis Kelce (KC)..... | 322 | 1. Travis Kelce (KC)..... | 4,092 |
| 2. T.J. Hockenson (Det.)..... | 261 | 2. Darren Waller (LV)..... | 3,181 |
| 3. Mark Andrews (Bal.)..... | 260 | 3. Mark Andrews (Bal.)..... | 3,174 |
| 4. Tyler Higbee (LAR)..... | 244 | 4. George Kittle (SF)..... | 2,649 |
| 5. Dallas Goedert (Phi.)..... | 240 | 5. Dallas Goedert (Phi.)..... | 2,201 |

RECEPTIONS

| 2022 | | SINCE 2019 | |
|------------------------------------|-----------|------------------------------------|------------|
| 1. Travis Kelce (KC)..... | 26 | 1. Travis Kelce (KC)..... | 320 |
| Tyler Higbee (LAR)..... | 26 | 2. Darren Waller (LV)..... | 268 |
| 3. Mark Andrews (Bal.)..... | 24 | 3. Mark Andrews (Bal.)..... | 253 |
| 4. Zach Ertz (Ari.)..... | 22 | 4. Zach Ertz (Ari.)..... | 220 |
| 5. Tyler Conklin (NYJ)..... | 21 | 5. George Kittle (SF)..... | 210 |

RECEIVING TOUCHDOWNS

| 2022 | | SINCE 2019 | |
|------------------------------------|----------|------------------------------------|-----------|
| 1. Mark Andrews (Bal.)..... | 3 | 1. Mark Andrews (Bal.)..... | 29 |
| Will Dissly (Sea.)..... | 3 | 2. Travis Kelce (KC)..... | 28 |
| T.J. Hockenson (Det.)..... | 3 | 3. Hunter Henry (NE)..... | 18 |
| Travis Kelce (KC)..... | 3 | 4. Hockenson/Tonyan/Waller ... | 15 |
| 5. Six Tight Ends..... | 2 | 7. Ertz/Gesicki/Knox..... | 14 |

FIRST DOWN RECEPTIONS

| 2022 | | SINCE 2019 | |
|------------------------------------|-----------|------------------------------------|------------|
| 1. Travis Kelce (KC)..... | 21 | 1. Travis Kelce (KC)..... | 229 |
| 2. Mark Andrews (Bal.)..... | 16 | 2. Mark Andrews (Bal.)..... | 172 |
| 3. Tyler Higbee (LAR)..... | 13 | 3. Darren Waller (LV)..... | 162 |
| 4. Hockenson/Freiermuth/Njoku .. | 12 | 4. George Kittle (SF)..... | 128 |
| 7. Ertz/Goedert..... | 10 | 5. Zach Ertz (Ari.)..... | 116 |

TOP 3 ON RAVENS SINGLE-SEASON CHARTS

En route to his second-career Pro Bowl nod, in 2021, TE Mark Andrews produced single-season franchise records in catches (107) and receiving yards (1,361), adding 9 TDs.

RAVENS' SINGLE-SEASON CHARTS

MOST RECEPTIONS

| Rk. | Player (Year) | Receptions |
|-----|----------------------------------|------------|
| 1. | Mark Andrews (2021) | 107 |
| 2. | Derrick Mason (2007) | 103 |
| 3. | Marquise Brown (2021)..... | 91 |

MOST RECEIVING YARDS

| Rk. | Player (Year) | Receiving Yards |
|-----|----------------------------------|-----------------|
| 1. | Mark Andrews (2021) | 1,361 |
| 2. | Michael Jackson (1996)..... | 1,201 |
| 3. | Torrey Smith (2013)..... | 1,128 |

MOST RECEIVING TDs

| Rk. | Player (Year) | Receiving TDs |
|-----|----------------------------------|---------------|
| 1. | Michael Jackson (1996)..... | 14 |
| 2. | Torrey Smith (2014)..... | 11 |
| 3. | Mark Andrews (2019) | 10 |

ANDREWS HAS EYES FOR THE END ZONE

NFL RECEIVING TOUCHDOWNS / SINCE 2019

| Rk. | Player (Team) | Receiving TDs |
|-----|---------------------------------|---------------|
| 1. | Mike Evans (TB) | 38 |
| 2. | Davante Adams (LV)..... | 37 |
| 3. | Tyreek Hill (Mia.)..... | 33 |
| 4. | Cooper Kupp (LAR)..... | 32 |
| 5. | Adam Thielen (Min.)..... | 31 |
| 6. | DK Metcalf (Sea.)..... | 30 |
| 7. | Mark Andrews (Bal.)..... | 29 |
| 8. | Stefon Diggs (Buf.) | 28 |
| | Travis Kelce (KC) | 28 |
| 10. | Tyler Lockett (Sea.)..... | 26 |

ANDREWS' MONSTER 2021 SEASON

En route to his second-career Pro Bowl nod, in 2021, Andrews:

- Played in all 17 games (nine starts), totaling single-season franchise records in both receptions (107) and receiving yards (1,361), while also producing 9 TDs.
- Led NFL tight ends in all major receiving categories, including yards (1,361), receptions (107), TDs (9 – tied), first downs (75), 20-plus-yard catches (20) and contested catches (18).
- Notched his third-straight season (2019-21) with at least 700 receiving yards and 7 receiving TDs, marking the longest streak reaching those figures in Ravens history. It's also the longest active streak entering 2022 by an NFL tight end.
- Posted at least receiving 100 yards in a Ravens' single-season record five contests.

PLAYER NOTES - ANDREWS

ANDREWS' HISTORIC 2021

TE Mark Andrews produced new single-season franchise records for receptions (107) and receiving yards (1,361). His 1,361 receiving yards also rank third most by a TE in league history and were sixth overall in the NFL during 2021.

MOST RECEIVING YARDS BY A TIGHT END SINGLE-SEASON NFL HISTORY

| Rk. | Tight End (Year) | Rec. | Yards | Avg. | TDs |
|-----|----------------------------|------------|--------------|-------------|----------|
| 1. | Travis Kelce (2020) | 105 | 1,416 | 13.5 | 11 |
| 2. | George Kittle (2018) | 88 | 1,377 | 15.6 | 5 |
| 3. | Mark Andrews (2021) | 107 | 1,361 | 12.7 | 9 |
| 4. | Travis Kelce (2018) | 103 | 1,336 | 13.0 | 10 |
| 5. | Rob Gronkowski (2011) | 90 | 1,327 | 14.7 | 17 |

MOST RECEIVING YARDS OVERALL / 2021 SEASON

| Rk. | Player | Rec. | Yards | Avg. | TDs |
|-----|----------------------------|------------|--------------|-------------|----------|
| 1. | Cooper Kupp (LAR) | 145 | 1,947 | 13.4 | 16 |
| 2. | Justin Jefferson (Min.) | 108 | 1,616 | 15.0 | 10 |
| 3. | Davante Adams (GB) | 123 | 1,553 | 12.6 | 11 |
| 4. | Ja'Marr Chase (Cin.) | 81 | 1,455 | 18.0 | 13 |
| 5. | Deebo Samuel (SF) | 77 | 1,405 | 18.2 | 6 |
| 6. | Mark Andrews (Bal.) | 107 | 1,361 | 12.7 | 9 |
| 7. | Tyreek Hill (KC) | 111 | 1,239 | 11.2 | 9 |
| 8. | Stefon Diggs (Buf.) | 103 | 1,225 | 11.9 | 10 |

KEEPING IT 100

• In 2021, TE Mark Andrews registered the most 100-yard receiving outings (five) in Ravens single-season history. His eight career performances reaching the century mark rank tied for second all time in Ravens franchise history.

• Andrews' five 100-yard outings in 2021 were the most among NFL tight ends and tied for the fourth most among all players.

100-YARD RECEIVING GAMES IN RAVENS HISTORY

| SINGLE SEASON | | ALL TIME | | | |
|---------------|----------------------------------|----------|-----|---------------------------|-------|
| Rk. | Player (Year) | Games | Rk. | Player | Games |
| 1. | Mark Andrews (2021) | 5 | 1. | Mark Clayton | 9 |
| 2. | Steve Smith Sr. (2014) | 4 | 2. | Mark Andrews | 8 |
| | Michael Jackson (1996) | 4 | | Steve Smith Sr. | 8 |
| | Mark Clayton (2006) | 4 | 4. | Derrick Mason | 7 |

MOST 100-YARD RECEIVING GAMES OVERALL / 2021

| Rk. | Player (Team) | 100-Yard Games |
|-----|----------------------------------|----------------|
| 1. | Cooper Kupp (LAR) | 11 |
| 2. | Davante Adams (GB) | 8 |
| 3. | Justin Jefferson (Min.) | 7 |
| 4. | Mark Andrews (Bal.) | 5 |
| | Chris Godwin (TB) | 5 |
| | Tyler Lockett (Sea.) | 5 |
| | Deebo Samuel (SF) | 5 |
| | Ja'Marr Chase (Cin.) | 5 |

30 TDs IN FIRST FIVE SEASONS

TE Mark Andrews has produced 32 career receiving TDs, joining Mike Ditka (32), Antonio Gates (43), Tony Gonzalez (30), Jimmy Graham (51), Rob Gronkowski (54) and Kellen Winslow Sr. (35) as one of seven TEs in NFL history to reach 30 receiving TDs in the first five seasons of a career.



ROB GRONKOWSKI
54



JIMMY GRAHAM
51



ANTONIO GATES
43



KELLEN WINSLOW SR.
35



MIKE DITKA
32



TONY GONZALEZ
30

32 CAREER RECEIVING TDs



| | | | | | |
|---------------|----|----------------|----|------------------|----|
| Home | 18 | 2018 | 3 | Red Zone | 25 |
| Away | 14 | 2019 | 10 | vs. AFC | 25 |
| 1st Qtr. | 7 | 2020 | 7 | vs. NFC | 7 |
| 2nd Qtr. | 11 | 2021 | 9 | vs. AFC North .. | 12 |
| 3rd Qtr. | 6 | 2022 | 3 | vs. Blitz | 15 |
| 4th Qtr. | 8 | Primetime .. | 7 | From Slot | 17 |
| OT | 0 | In A Win | 22 | 20+ Yards | 7 |

LET THE RECORDS SHOW

RAVENS RECORDS / TOP 10 RECEIVING YARDS / ALL TIME

| Rk. | Player (Seasons) | Rec. | Yards | Avg. | TDs |
|-----|-------------------------------|------------|--------------|-------------|-----------|
| 1. | Derrick Mason (2005-10) | 471 | 5,777 | 12.3 | 29 |
| 2. | Todd Heap (2001-10) | 467 | 5,492 | 11.8 | 41 |
| 3. | Mark Andrews (2018-22) | 287 | 3,726 | 13.0 | 32 |
| 4. | Torrey Smith (2011-14) | 213 | 3,591 | 16.9 | 30 |
| 5. | Mark Clayton (2005-09) | 234 | 3,116 | 13.3 | 12 |
| 6. | Ray Rice (2008-13) | 369 | 3,034 | 8.2 | 6 |
| 7. | Qadry Ismail (1999-2001) | 191 | 2,819 | 14.8 | 18 |
| 8. | Travis Taylor (2000-04) | 204 | 2,758 | 13.5 | 15 |
| 9. | Anquan Boldin (2010-12) | 186 | 2,645 | 14.2 | 14 |
| 10. | Michael Jackson (1996-98) | 183 | 2,596 | 14.2 | 18 |

TE Mark Andrews already ranks in the Top 5 all time in each of Baltimore's major receiving categories over the course of a Ravens career.

RECEPTIONS

| | | |
|----|------------------------|------------|
| 1. | Derrick Mason ... | 471 |
| 2. | Todd Heap | 467 |
| 3. | Ray Rice | 369 |
| 4. | Mark Andrews .. | 287 |

YARDS

| | | |
|----|-----------------------|--------------|
| 1. | Derrick Mason . | 5,777 |
| 2. | Todd Heap ... | 5,492 |
| 3. | Mark Andrews . | 3,726 |
| 4. | Torrey Smith ... | 3,591 |

TDs

| | | |
|----|-------------------------|-----------|
| 1. | Todd Heap | 41 |
| 2. | Mark Andrews ... | 32 |
| 3. | Torrey Smith | 30 |
| 4. | Derrick Mason ... | 29 |

PLAYER NOTES – DUVERNAY



DEVIN DUVERNAY
#13 | WR / RETURN SPECIALIST

1X ALL-PRO
1X PRO BOWLER

"I'm definitely getting more comfortable, and I'm able to catch the ball and just get my eyes down quickly to see what's in front of me. I just try to carve out a lane in my brain and just hit it."

– WR/RS Devin Duvernay on his KOR and PR prowess

NFL RETURNER CHARTS

X Since entering the league 2020, WR Devin Duvernay ranks No. 5 in KOR average (26.8) and No. 4 in KOR yards (1,422), while helping his team to the second-best average starting field position (SFP) following a KOR (own 29.8). He's one of two players (also Kene Nwangwu) with multiple KOR-TDs (2) during that span.

KICKOFF RETURN AVERAGE / SINCE 2020

| Rk. | Player (Team) | KORs | Yards | Avg. | Long | SFP | TDs |
|-----|------------------------------|------|-------|------|------|-------|-----|
| 1. | Kene Nwangwu (Min.) | 28 | 814 | 29.1 | 99t | -31.2 | 2 |
| 2. | Andre Roberts (Car.) | 71 | 2,006 | 28.3 | 101t | -28.4 | 1 |
| 3. | Isaiah Rodgers (Ind.) | 47 | 1,293 | 27.5 | 101t | -27.9 | 1 |
| 4. | Cordarrelle Patterson (Atl.) | 54 | 1,478 | 27.4 | 104t | -26.0 | 1 |
| 5. | Devin Duvernay (Bal.) | 53 | 1,422 | 26.8 | 103t | -29.8 | 2 |

X In 2022, Duvernay owns the league's No. 1 PR average (15.4 yards) and fifth-most PR yards (77) on 5 PRs. Following a Duvernay PR, Baltimore's average field position is the league's third best (own 37.4), while his 43-yard return in the Week 3 contest at NE is the league's second longest this season.

PUNT RETURN AVERAGE / 2022 SEASON

| Rk. | Player (Team) | PRs | Yards | Avg. | Long | SFP | TDs |
|-----|----------------------------|-----|-------|------|------|-------|-----|
| 1. | Devin Duvernay (Bal.) | 5 | 77 | 15.4 | 43 | -37.4 | 0 |
| 2. | Montrell Washington (Den.) | 9 | 137 | 15.2 | 30 | -37.6 | 0 |
| 3. | Avery Williams (Atl.) | 5 | 66 | 13.2 | 18 | -30.2 | 0 |

20+ YARD PUNT RETURNS

Since 2020, WR Devin Duvernay is tied for second in the NFL with 7 punt returns of 20+ yards.

PUNT RETURNS OF 20+ YARDS / SINCE 2020

| Rk. | Player (Team) | 20+ Yard PRs |
|-----|-------------------------|--------------|
| 1. | Gunner Olszewski (Pit.) | 9 |
| 2. | Devin Duvernay (Bal.) | 7 |
| | Jakeem Grant (Cle.) | 7 |
| 4. | Hunter Renfrow (LV) | 6 |
| 5. | McCloud/Powell/Reagor | 5 |



DUV'S HOT START TO 2022

Duvernay's 2022 Numbers & NFL Ranks in several categories:

| | | | |
|--|--|---|--|
| 415 All-Purpose Yards No. 6 in NFL | 4 Total Touchdowns No. 4t in NFL | 15.4 Punt Return Average No. 1 in NFL | 245 Total Return Yards (PRs + KORs) No. 2 in NFL |
|--|--|---|--|

RAVENS RETURNER CHARTS

X Among Ravens players with 30 career punt returns, Duvernay's 13.8 yards per return ranks No. 1 in franchise history.

PUNT RETURN AVERAGE / RAVENS HISTORY (MIN. 30 PRs)

| Rk. | Player | PRs | Yards | Avg. | Long | 20+ | TDs |
|-----|-------------------|-----|-------|------|------|-----|-----|
| 1. | Devin Duvernay | 35 | 483 | 13.8 | 43 | 7 | 0 |
| 2. | Cyrus Jones | 30 | 372 | 12.4 | 70t | 5 | 1 |
| 3. | Jermaine Lewis | 231 | 2,730 | 11.8 | 89t | 14 | 2 |
| 4. | Michael Campanaro | 37 | 420 | 11.4 | 77t | 3 | 1 |
| 5. | B.J. Sams | 121 | 1,320 | 10.9 | 78t | 15 | 2 |

X Among Ravens players with 30 career kickoff returns, Duvernay's 26.8 yards per return ranks No. 3 in franchise history.

KICKOFF RETURN AVERAGE / RAVENS HISTORY (MIN. 30 KORs)

| Rk. | Player | KORs | Yards | Avg. | Long | 30+ | TDs |
|-----|----------------|------|-------|------|------|-----|-----|
| 1. | Jacoby Jones | 101 | 3,037 | 30.1 | 108t | 32 | 4 |
| 2. | David Reed | 39 | 1,150 | 29.5 | 103t | 10 | 1 |
| 3. | Devin Duvernay | 53 | 1,422 | 26.8 | 103t | 8 | 2 |
| 4. | Lardarius Webb | 38 | 985 | 25.9 | 95t | 11 | 1 |
| 5. | Jalen Parmele | 33 | 845 | 25.6 | 53 | 9 | 0 |

DID YOU KNOW?

• Duvernay owns the only regular season opening-game KOR-TD in franchise history (9/18/22 vs. Mia.) and is one of two players with multiple KOR-TDs in a Ravens' career (also WR Jacoby Jones, 4).

• Duvernay is one of 11 WRs and 16 players overall since the 1970 NFL merger to register at least 5 receiving TDs and 2 KOR-TDs in a career at the age of 25 or younger. Prior to Duvernay reaching those marks in 2022, WR Tyler Lockett (2017) was the last player to accomplish that feat.

• In 2021, Duvernay finished as the NFL's only returner to rank in the Top 10 in both punt return average (13.8 – first) and kickoff return average (24.1 – seventh), en route to earning his first-career Pro Bowl nod. He also tallied the NFL's second-most PR yards (360), eighth-most KOR yards (676) and fifth-most total return yards (1,036), helping Baltimore's special teams rank No. 1 in *Football Outsiders'* DVOA rating.

• With a 93-yard KOR-TD vs. KC (9/28/20), Duvernay became the fifth Ravens rookie and the youngest Raven (23 years, 16 days) in franchise history to have a KOR-TD.

PLAYER NOTES - DOBBINS



J.K. DOBBINS
#27 | RUNNING BACK

Missed entire 2021 season (knee)

**YARDS-PER-CARRY AVERAGE
ALL-TIME ROOKIE RBs
(SINCE 1970 MERGER)**

| | |
|---------------------------|-------------|
| Alvin Kamara ('17) | 6.07 |
| J.K. Dobbins ('20) | 6.01 |
| Maurice Jones-Drew ('06) | 5.67 |
| Thomas Rawls ('15) | 5.65 |
| Adrian Peterson ('07) | 5.63 |

RAVENS ROOKIE RECORD

RB J.K. Dobbins scored 9 total TDs in 2020, marking a new Ravens franchise rookie record.

TOTAL TDs / ALL-TIME RAVENS ROOKIES

| Rk. | Player (Year) | TDs |
|-----|----------------------------|----------|
| 1. | J.K. Dobbins (2020) | 9 |
| 2. | Marquise Brown (2019) | 7 |
| | Marlon Brown (2013) | 7 |
| | Torrey Smith (2011) | 7 |

LEADING THE LEAGUE IN 2020

In 2020, RB J.K. Dobbins led all NFL running backs in yards-per-carry average (6.01).

YARDS PER CARRY / NFL RBs IN 2020

| Rk. | Player (Year) | YPC |
|-----|----------------------------|-------------|
| 1. | J.K. Dobbins (Bal.) | 6.01 |
| 2. | Nick Chubb (Cle.) | 5.62 |
| 3. | Aaron Jones (GB) | 5.49 |
| 4. | Derrick Henry (Ten.) | 5.36 |

QUICK HITS

- In 2020, RB J.K. Dobbins (805), QB Lamar Jackson (1,005) and RB Gus Edwards (723) each surpassed 700 rushing yards. In doing so, the 2020 Ravens joined the 2019 Ravens and 2011 Panthers as the only teams ever with three 700-yard rushers in an NFL season.
- Dobbins closed out the 2020 regular season with six-consecutive performances of 50-plus rushing yards and a rushing TD, tying (Ryan Grant in 2007, Eric Dickerson in 1983 & Franco Harris in 1972) for the longest rookie streak of its kind since the 1970 NFL merger.
- Dobbins' 72-yard TD-scamper in the 38-3 win at Cin. (1/3/21) was the longest rushing TD by a Ravens' rookie and the then-longest rushing TD by an NFL rookie since 2018 (three players).

2020 ROOKIE CLASS RANKINGS

Among NFL rookies in 2020, RB J.K. Dobbins ranked No. 3 in both rushing yards (805) and rushing TDs (9), while he was No. 1 in yards-per-carry average (6.01).

RUSHING YARDS / NFL ROOKIE RBs / 2020

| Rk. | Player (Team) | Yards |
|-----|----------------------------|------------|
| 1. | Jonathan Taylor (Ind.) | 1,169 |
| 2. | James Robinson (Jax.) | 1,070 |
| 3. | J.K. Dobbins (Bal.) | 805 |
| 4. | Clyde Edwards-Helaire (KC) | 803 |
| 5. | Antonio Gibson (Was.) | 795 |

RUSHING TDs / NFL ROOKIE RBs / 2020

| Rk. | Player (Team) | TDs |
|-----|----------------------------|----------|
| 1. | Jonathan Taylor (Ind.) | 11 |
| | Antonio Gibson (Was.) | 11 |
| 3. | J.K. Dobbins (Bal.) | 9 |
| 4. | D'Andre Swift (Det.) | 8 |
| 5. | James Robinson (Jax.) | 7 |

RUSHING YPC AVERAGE / NFL ROOKIE RBs / 2020 (MIN. 100 RUSHES)

| Rk. | Player (Team) | YPC |
|-----|----------------------------|-------------|
| 1. | J.K. Dobbins (Bal.) | 6.01 |
| 2. | Jonathan Taylor (Ind.) | 5.04 |
| 3. | Antonio Gibson (Was.) | 4.68 |
| 4. | D'Andre Swift (Det.) | 4.57 |
| 5. | James Robinson (Jax.) | 4.46 |

J.K.'S HISTORICAL 2020

In 2020, RB J.K. Dobbins became the first rookie and one of six running backs in NFL history to produce at least 800 rushing yards, 9 rushing TDs and 6.0 yards per carry in a season. The other five running backs are Adrian Peterson (2012), Barry Sanders (1997), Mercury Morris (1973), O.J. Simpson (1973) and Jim Brown (1963).



2020

J.K. DOBBINS



2012

ADRIAN PETERSON



1997

BARRY SANDERS



1973

MERCURY MORRIS



1973

O.J. SIMPSON



1963

JIM BROWN

PLAYER NOTES - ZEITLER & MOSES



KEVIN ZEITLER

#70 | GUARD

MOST OFFENSIVE SNAPS LOGGED (2021 SEASON)

| | |
|-------------------------------|-------|
| G Kevin Zeitler (Bal.) | 1,223 |
| T Alejandro Villanueva (Bal.) | 1,207 |
| C Tyler Biadasz (Dal.) | 1,205 |
| T Trey Smith (KC) | 1,195 |
| QB Justin Herbert (LAC) | 1,191 |

RESEARCH VIA STATS PASS

DURABILITY ON DISPLAY

In 2021, G Kevin Zeitler was one of the NFL's most durable cogs along an O-line. Zeitler logged the second-most overall snaps (offense and defense) in the league last season.

MOST SNAPS PLAYED (OFF. & DEF.) / 2021 NFL PLAYERS

| Rk. | Player (Team) | Snaps |
|-----|-------------------------------|--------------|
| 1. | S Quandre Siggs (Sea.) | 1,228 |
| 2. | G Kevin Zeitler (Bal.) | 1,223 |
| 3. | CB Xavier Woods (Min.) | 1,208 |
| 4. | T Alejandro Villanueva (Bal.) | 1,207 |
| 5. | C Tyler Biadasz (Dal.) | 1,205 |

HARDLY ANY FLAGS THROWN ON ZEIT

According to TruMedia statistics, G Kevin Zeitler has been one of the least-penalized O-linemen since entering the league in 2012. Zeitler has only been called for offensive holding 17 times in the last 10 seasons. That's tied for the third-fewest mark among active players during that span (min. 8,000 snaps).

HOLDING CALLS SINCE 2012 / ACTIVE NFL O-LINEMEN

| Rk. | Player (Teams) | Holding Penalties |
|-----|---|-------------------|
| 1. | C Rodney Hudson (KC/Oak./Ari.) | 11 |
| 2. | T Duane Brown (Hou./Sea./NYJ) | 12 |
| 3. | G Kevin Zeitler (Cin./Cle./NYG/Bal.) | 17 |
| | T Riley Reiff (Det./Min./Cin./Chi.) | 17 |

THE BEST ABILITY IS AVAILABILITY

Since he entered the league in 2012, G Kevin Zeitler's 9,865 snaps are the fifth most amongst active players and most by a non-QB.

MOST SNAPS SINCE 2012 / ACTIVE NFL PLAYERS

| Rk. | Player (Teams) | Snaps (Games) |
|-----|---|--------------------|
| 1. | QB Tom Brady (NE/TB) | 10,611 (161) |
| 2. | QB Matt Ryan (Atl./Ind.) | 10,363 (164) |
| 3. | QB Matthew Stafford (Det./LAR) | 9,923 (157) |
| 4. | QB Russell Wilson (Sea./Den.) | 9,917 (162) |
| 5. | G Kevin Zeitler (Cin./Cle./NYG/Bal.) | 9,865 (156) |

IRONMEN OF THE TRENCHES

T Morgan Moses has played in 125 career games and has made 117 career starts at tackle. His 117 consecutive games played streak is tied for third longest among active offensive linemen.



ATLANTA

JAKE MATTHEWS
131 GAMES



PHILADELPHIA

JASON KELCE
126 GAMES



BALTIMORE

MORGAN MOSES
117 GAMES



WASHINGTON

CHARLES LENO JR.
117 GAMES


"Any time you've got No. 8, and you get the chance to run downfield and get on ESPN, I think you should. But it's just having a guy back there that's so explosive, where he can throw the ball, he can run the ball, it keeps the defense on their heels. So, it's a great opportunity to be able to be on the team and block for a guy like that."

- T Morgan Moses on blocking for QB Lamar Jackson



MOSES' COMMUNITY IMPACT

- In 2015, he launched the Morgan Moses Foundation with the goal of motivating children through educational activities in the Central/Northern Virginia and D.C. metropolitan areas.




MORGAN MOSES

#78 | TACKLE

"He's always been a player that we've admired. When I think of Morgan, the thoughts that I have [are] big, tough, very smart, and also very durable. He's a versatile guy who can play different spots. We're excited to bring him here."

- EVP & GM Eric DeCosta on T Morgan Moses

PLAYER NOTES - CAMPBELL



CALAIS CAMPBELL
#93 | DEFENSIVE END

1X FIRST-TEAM ALL-PRO
3X SECOND-TEAM ALL-PRO
6X PRO BOWLER

2017 PFWA NFL DEFENSIVE PLAYER OF THE YEAR
2019 NFL WALTER PAYTON MAN OF THE YEAR

DURABILITY ON DISPLAY

DE Calais Campbell has played in 217 games, with 198 starts. He ranks first in both categories among active D-linemen.

MOST GAMES PLAYED / ACTIVE NFL DEFENSIVE LINEMEN

| Rk. | Player (Teams) | GP (GS) |
|-----|----------------------------------|-----------|
| 1. | Calais Campbell (Ari./Jax./Bal.) | 217 (198) |
| 2. | Jerry Hughes (Ind./Buf./Hou.) | 187 (137) |
| 3. | Carlos Dunlap (Cin./Sea./KC) | 184 (124) |
| 4. | Tyson Alualu (Jax./Pit.) | 178 (113) |

SACK ATTACK

MOST MULTI-SACK GAMES SINCE 2016 / ACTIVE DEFENDERS

| Rk. | Player (Team) | Games |
|-----|--------------------------|-------|
| 1. | Aaron Donald (LAR) | 21 |
| 2. | T.J. Watt (Pit.) | 20 |
| 3. | Cameron Jordan (NO) | 17 |
| 4. | Chandler Jones (LV) | 16 |
| 5. | Myles Garrett (Cle.) | 15 |
| 6. | Yannick Ngakoue (Ind.) | 14 |
| 7. | Joey Bosa (LAC) | 13 |
| | Chris Jones (KC) | 13 |
| | Von Miller (Buf.) | 13 |
| 10. | Calais Campbell (Bal.) | 12 |
| | Denico Autry (Ten.) | 12 |
| | Khalil Mack (LAC) | 12 |
| 13. | Jason Pierre-Paul (Bal.) | 11 |
| | Leonard Floyd (LAR) | 11 |

CALAIS QUICK HITS

- DE Calais Campbell is the only active NFL defender to record at least 200 career games played.
- Campbell is one of five active D-linemen with more than 50 career PD (Carlos Dunlap, 69; J.J. Watt, 66; Jason Pierre-Paul, 61; Calais Campbell, 56; Cameron Jordan, 56).

ACTIVE SACKS LEADERS

DE Calais Campbell's 94.5 career sacks rank ninth most among active NFL defenders.

MOST SACKS / ACTIVE NFL DEFENDERS

| Rk. | Player (Team) | Sacks |
|-----|--------------------------|-------|
| 1. | Von Miller (Buf.) | 118.5 |
| 2. | Cameron Jordan (NO) | 108.5 |
| 3. | Chandler Jones (LV) | 107.5 |
| 4. | Justin Houston (Bal.) | 104.0 |
| | J.J. Watt (Ari.) | 104.0 |
| 6. | Robert Quinn (Chi.) | 102.0 |
| 7. | Aaron Donald (LAR) | 100.0 |
| 8. | Carlos Dunlap (KC) | 98.0 |
| 9. | Calais Campbell (Bal.) | 94.5 |
| 10. | Jason Pierre-Paul (Bal.) | 91.5 |

FOUR-SACK SEASONS

DE Calais Campbell posted at least 4 sacks in 12 seasons (2009-20), tying for the most 4-plus sack seasons among active players.

MOST SEASONS WITH AT LEAST 4 SACKS / ACTIVE PLAYERS

| Rk. | Player (Team) | Seasons |
|-----|------------------------|--------------|
| 1. | Calais Campbell (Bal.) | 12 (2009-20) |
| | Carlos Dunlap (KC) | 12 (2010-21) |
| 3. | Justin Houston (Bal.) | 11 (2011-21) |
| | Jerry Hughes (Hou.) | 11 (2012-22) |
| 5. | Cameron Jordan (NO) | 10 (2012-21) |
| | Von Miller (Buf.) | 10 (2011-21) |
| | Robert Quinn (Chi.) | 10 (2011-21) |

PICTURE THIS

DE Calais Campbell is one of four NFL defenders since 2000 to register at least 700 tackles and 85 sacks.

SINCE 2000 / PLAYERS WITH AT LEAST 700 TACKLES & 85 SACKS



Calais Campbell
776 / 94.5

Julius Peppers
718 / 158.5



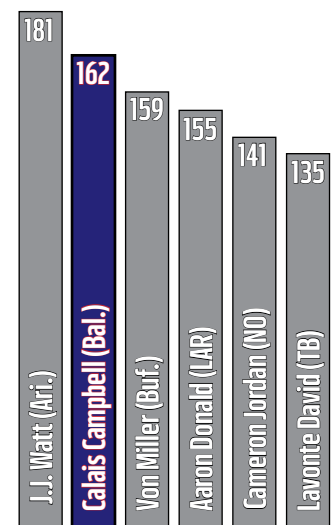
Justin Smith
879 / 87

Terrell Suggs
886 / 139



Since being drafted in 2008, DE Calais Campbell's 162 tackles for loss rank second in the NFL, trailing only Arizona DE J.J. Watt's 181 TFL during that span.

MOST TACKLES FOR LOSS / ACTIVE NFL DEFENDERS



PLAYER NOTES – PETERS



MARCUS PETERS
#24 | CORNERBACK

Missed entire 2021 season (knee)

2X FIRST-TEAM ALL-PRO
2X SECOND-TEAM ALL-PRO
3X PRO BOWLER

32 CAREER INTS
(NFL-HIGH SINCE 2015)

41 CAREER TAKEAWAYS
(NFL-HIGH SINCE 2015)

FIRST LINE OF PASS DEFENSE

Since being drafted in 2015, CB Marcus Peters' 89 PD tie for the NFL's second most among active defenders.

| | |
|---|------------|
|  Darius Slay | 102 |
|  Marcus Peters | 89 |
|  Ronald Darby | 89 |
|  James Bradberry | 86 |
|  Stephon Gilmore | 86 |

FAST FACTS

- In 94 career games, CB Marcus Peters has registered 32 INTs, 10 FFs and 9 FRs. His 41 total takeaways are the most among active NFL defenders.
- In Week 3's win at NE, Peters recorded 1 INT, 1 FR and 1 FF, becoming the first Ravens defender to "hit the trifecta" in a single game since 2008 (Ed Reed, 12/7 vs. Was.).
- Peters' 6 INT-TDs tie Hall of Famer Deion Sanders for the second most by a player in his first six seasons (2015-20) since the 1970 merger. Only CB Janoris Jenkins (7) had more.
- Peters' 3 career postseason INTs are tied (Adrian Amos, Sean Murphy-Bunting & Duron Harmon) for the NFL's most since he entered the league in 2015.

NOSE FOR THE END ZONE

CB Marcus Peters' 7 career defensive TDs (6 INTs & 1 FR) rank as the NFL's most since he entered the league in 2015.

MOST DEFENSIVE TDs / SINCE 2015 / ACTIVE PLAYERS

| Rk. | Player (Team) | D-TDs |
|-----|---------------------------|-------|
| 1. | Marcus Peters (Bal.) | 7 |
| 2. | Eddie Jackson (Chi.) | 6 |
| 3. | Deion Jones (Atl.) | 5 |
| | Minkah Fitzpatrick (Pit.) | 5 |

PICK ARTIST

Since entering the league in 2015, three-time Pro Bowl CB Marcus Peters has registered NFL highs in INTs (32), INT-TDs (6) and INT return yards (822).

MOST INTERCEPTIONS / SINCE 2015 / ACTIVE PLAYERS

| Rk. | Player (Team) | INTs |
|-----|----------------------|------|
| 1. | Marcus Peters (Bal.) | 32 |
| 2. | Xavien Howard (Mia.) | 27 |
| 3. | J.C. Jackson (LAC) | 25 |

MOST INT-TD RETURNS / SINCE 2015 / ACTIVE PLAYERS

| Rk. | Player (Team) | INT-TDs |
|-----|--|---------|
| 1. | Marcus Peters (Bal.) | 6 |
| 2. | Deion Jones (Atl.) | 5 |
| 3. | Daniel Sorensen (NO)/Minkah Fitzpatrick (Pit.) | 4 |

MOST INT RETURN YARDS / SINCE 2015 / ACTIVE PLAYERS

| Rk. | Player (Team) | INT Yards |
|-----|------------------------|-----------|
| 1. | Marcus Peters (Bal.) | 822 |
| 2. | Stephon Gilmore (Ind.) | 381 |
| 3. | Deion Jones (Atl.) | 379 |

TAKEAWAY MACHINE

Since entering the league in 2015, Peters' 41 takeaways stand as an NFL high, with 32 coming by way of INTs.

MOST TAKEAWAYS BY A DEFENDER / SINCE 2015

| Rk. | Player (Team) | TA (INTs) |
|-----|----------------------|-----------|
| 1. | Marcus Peters (Bal.) | 41 (32) |
| 2. | Xavien Howard (Mia.) | 30 (27) |
| | Jordan Poyer (Buf.) | 30 (24) |
| 4. | Tyrann Mathieu (NO) | 29 (24) |
| 5. | J.C. Jackson (LAC) | 27 (25) |
| | Kevin Byard (Ten.) | 27 (24) |
| | Darius Slay (Phi.) | 27 (23) |

"MARCUS IS ONE OF THESE PLAYERS WHO PROVIDES SUCH AN AUTHENTIC PERSPECTIVE ON WHAT THIS GAME'S ALL ABOUT. HE'S A RAVEN." – EVP & GM ERIC DE COSTA



NFL INTERCEPTION LEADERS / SINCE 2015

| | | |
|---------------|---------------|--------------|
| MARCUS PETERS | XAVIEN HOWARD | J.C. JACKSON |
| 32 | 27 | 25 |

PLAYER NOTES – HUMPHREY



MARLON HUMPHREY
#44 | CORNERBACK

2X PRO BOWLER

1X FIRST-TEAM ALL-PRO

**MOST FORCED FUMBLES
NFL DEFENDERS / 2020 SEASON**

| | |
|------------------------|---|
| Marlon Humphrey (Bal.) | 8 |
| Haason Reddick (Ari.) | 6 |
| 11 Players Tied | 4 |

PERFECTING THE PUNCH-OUT

CB Marlon Humphrey's 8 forced fumbles in 2020 were the second most by a DB in NFL history (records kept since 2000).

MOST FORCED FUMBLES / DEFENSIVE BACKS NFL SINGLE-SEASON HISTORY (RECORDS KEPT SINCE 2000)

| Rk. | Player (Year) | FFs |
|-----|-------------------------------|----------|
| 1. | Charles Tillman (2012) | 10 |
| 2. | Marlon Humphrey (2020) | 8 |
| | Chris Harris (2007) | 8 |
| 4. | Josh Norman (2021) | 7 |
| 5. | Oshiomogho Atogwe (2008) | 6 |
| | Brian Dawkins (2008) | 6 |
| | Roman Harper (2010) | 6 |
| | Charles Tillman (2009) | 6 |

MARLON IN GOOD COMPANY

CB Marlon Humphrey is just the third defender in franchise history to register double-digit INTs (11) and double-digit FFs (12) throughout a Ravens career. He stands with Hall of Famers LB Ray Lewis (31 INTs & 19 FFs) and S Ed Reed (61 INTs & 11 FFs) as the only Ravens to accomplish this feat. This season, Humphrey has produced 2 INTs through four games.

ALL-TIME DEFENDERS W/ DOUBLE-DIGIT INTERCEPTIONS & FORCED FUMBLES (IN A RAVENS CAREER)

| Player (Years) | INTs | FFs |
|---------------------------------------|-----------|-----------|
| Ray Lewis (1996-2012) | 31 | 19 |
| Ed Reed (2002-12) | 61 | 11 |
| Marlon Humphrey (2017-present) | 11 | 12 |



BALTIMORE DEFENDERS SINCE 2019

INTERCEPTIONS / SINCE 2019

| Rk. | Player | INTs |
|-----|------------------------|----------|
| 1. | Marcus Peters | 8 |
| 2. | Marlon Humphrey | 7 |
| 3. | Chuck Clark | 4 |
| 4. | Four Players | 3 |

PASSES DEFENSED / SINCE 2019

| Rk. | Player | PD |
|-----|------------------------|------------|
| 1. | Marlon Humphrey | .40 |
| 2. | Chuck Clark | .25 |
| 3. | Marcus Peters | .22 |
| 4. | Anthony Averett | .20 |

FORCED FUMBLES / SINCE 2019

| Rk. | Player | FFs |
|-----|--------------------------|-----------|
| 1. | Marlon Humphrey | 11 |
| 2. | Chuck Clark | 5 |
| 3. | Marcus Peters/Odafa Oweh | 4 |

MARLON MAKES IMPACTFUL PLAYS

- Baltimore has only lost two games (12-2) when CB Marlon Humphrey records a takeaway (2021 vs. Cin. & 2022 vs. Buf.).
- In 2020, Humphrey led the NFL with 8 FFs (also standing as a Ravens' single-season record), en route to earning his second Pro Bowl nod.
- In 2020, Humphrey was one of only two NFL defenders (Jason Pierre-Paul) to record at least 2 sacks (2.5), 4 FFs (8) and 6 PD (8). He also became the first DB to register at least 8 FFs and a sack in NFL single-season history (records kept since 2000).
- Humphrey's 11 defensive FFs from 2017-20 are tied with Oshiomogho Atogwe (2005-08) for the most by a defensive back in his first four seasons (since such records were tracked in 2000).
- Humphrey's 70-yard FR-TD vs. NE in Week 9 of the 2019 season is the longest FR return in Ravens franchise history.

MARLON THE MAGNET

Since entering the league in 2017, CB Marlon Humphrey's 66 PD are the sixth most among all NFL defensive backs.

NFL PASSES DEFENSED / DEFENSIVE BACKS / SINCE 2017

| Rk. | Player (Team) | PD |
|-----|-------------------------------|-----------|
| 1. | James Bradberry (Phi.) | 76 |
| | Darius Slay (Phi.) | 76 |
| 3. | Marshon Lattimore (NO) | 75 |
| 4. | Xavien Howard (Mia.) | 69 |
| 5. | Kyle Fuller (Bal.) | 67 |
| 6. | Marlon Humphrey (Bal.) | 66 |
| 7. | Jalen Ramsey (LAR) | 65 |
| 8. | Tre'Davious White (Buf.) | 60 |
| 9. | Janoris Jenkins (FA) | 58 |
| 10. | Two Players | 57 |

PLAYER NOTES - HOUSTON



JUSTIN HOUSTON
#50 | OUTSIDE LINEBACKER

4X PRO BOWLER
1X FIRST-TEAM ALL-PRO
1X SECOND-TEAM ALL-PRO
104 CAREER SACKS
22 SACKS IN 2014 w/ KC

HOUSTON...IS A PROBLEM!

CHARTS AMONG ACTIVE NFL DEFENDERS

MOST SACKS

| Rk. | Player | Sacks |
|-----|------------------------------|--------------|
| 1. | Von Miller (Buf.) | 118.5 |
| 2. | Cameron Jordan (NO) | 108.5 |
| 3. | Chandler Jones (LV) | 107.5 |
| 4. | Justin Houston (Bal.) | 104.0 |
| | J.J. Watt (Ari.) | 104.0 |
| 6. | Robert Quinn (Chi.) | 102.0 |
| 7. | Aaron Donald (LAR) | 100.0 |
| 8. | Carlos Dunlap (KC) | 98.0 |
| 9. | Calais Campbell (Bal.) | 94.5 |
| 10. | Jason Pierre-Paul (Bal.) | 91.5 |

MOST TACKLES FOR LOSS

| Rk. | Player | TFL |
|-----|---------------------------------|------------|
| 1. | J.J. Watt (Ari.) | 181 |
| 2. | Calais Campbell (Bal.) | 162 |
| 3. | Von Miller (Buf.) | 159 |
| 4. | Aaron Donald (LAR) | 155 |
| 5. | Cameron Jordan (NO) | 141 |
| 6. | Lavonte David (TB) | 135 |
| 7. | Justin Houston (Bal.) | 125 |
| | Jason Pierre-Paul (Bal.) | 125 |
| 9. | Carlos Dunlap (KC) | 121 |
| 10. | Chandler Jones (LV) | 120 |

MOST MULTI-SACK GAMES [AT LEAST 1.5]

| Rk. | Player | Games |
|-----|---------------------------------|-----------|
| 1. | J.J. Watt (Ari.) | 31 |
| 2. | Von Miller (Buf.) | 27 |
| 3. | Chandler Jones (LV) | 26 |
| 4. | Justin Houston (Bal.) | 25 |
| | Jason Pierre-Paul (Bal.) | 25 |
| | Cameron Jordan (NO) | 25 |
| 7. | Aaron Darnold (LAR) | 24 |
| 8. | Carlos Dunlap (KC) | 23 |
| 9. | Calais Campbell (Bal.) | 21 |
| | Robert Quinn (Chi.) | 21 |

2014 PASS RUSH DOMINANCE

The 2014 campaign was a historic output for OLB Justin Houston. As a member of the Chiefs, Houston racked up a staggering 22 sacks in 16 starts, ranking as the third-highest single-season sack total in NFL history. Houston also set career highs in tackles (69) and forced fumbles (4) that season.



2021
T.J. WATT
22.5



2001
MICHAEL STRAHAN
22.5



2014
JUSTIN HOUSTON
22.0



2011
JARED ALLEN
22.0



1984
MARK GASTINEAU
22.0



1987
CHRIS DOLEMAN
21.0



1987
REGGIE WHITE
21.0

"Here, with the pressure we bring, it's hard for the guard to help; it's hard for the running back to chip. They've got to match up with other guys, and if you leave me one-on-one, I'm going to win my battles."

— OLB Justin Houston on Baltimore's defensive scheme

4-SACK MINIMUM; 8-SACK STANDARD

OLB Justin Houston has tallied at least 4 sacks in each of his 11 full seasons and at least 8 sacks seven times during his career.

AMONG ACTIVE NFL DEFENDERS

MOST 8-SACK SEASONS

| Rk. | Player (Team) | Seasons |
|-----|-------------------------------------|----------|
| 1. | Von Miller (Buf.) | 9 |
| 2. | Aaron Donald (LAR) | 8 |
| 3. | Justin Houston (Bal.) | 7 |
| | Cameron Jordan (NO) | 7 |
| | Carlos Dunlap (KC) | 7 |
| | Chandler Jones (LV) | 7 |
| 7. | Pierre-Paul & Three More | 6 |

MOST 4-SACK SEASONS

| Rk. | Player (Team) | Seasons |
|-----|-------------------------------|-----------|
| 1. | Calais Campbell (Bal.) | 12 |
| | Carlos Dunlap (KC) | 12 |
| 3. | Justin Houston (Bal.) | 11 |
| 4. | Jerry Hughes (Hou.) | 10 |
| | Cameron Jordan (NO) | 10 |
| | Robert Quinn (Chi.) | 10 |
| | Von Miller (Buf.) | 10 |

HOUSTON NOTES TO KNOW

- Houston's additional accolades include: Art Rooney Sportsmanship Award Finalist (2020), Kansas City Chiefs Ed Block Courage Award (2016) and Deacon Jones Award (2014).

- Since entering the league in 2011, Houston has posted four safeties, tying for the most in NFL history (Doug English & Ted Hendricks - 4).

- Houston is one of 61 players in league history (since 1960) to reach the coveted century-sack mark. Since entering the league in 2011, his 104 sacks are the NFL's fourth most.

PLAYER NOTES – OWEH & WILLIAMS



ODAFE OWEH
#99 | OUTSIDE LINEBACKER

DID YOU KNOW?
OLB Odafe Oweh was the NFL's only rookie in 2021 to post a sack, FF and FR in the same game. (He had 4 tackles, 1 sack, 1 FF and 1 FR vs. Cleveland in Week 12.)

1X AFC DEFENSIVE PLAYER OF THE WEEK

AMONG THE BEST OF HIS CLASS

CAREER CHARTS / 2021 DRAFT CLASS

SACKS

| Rk. | Player (Team) | Sacks |
|-----|------------------------|-------|
| 1. | Micah Parsons (Dal.) | 17.0 |
| 2. | Jaelan Phillips (Mia.) | 9.5 |
| 3. | Azeez Ojulari (NYG) | 9.0 |
| 4. | Greg Rousseau (Buf.) | 8.0 |
| 5. | Kwity Paye (Ind.) | 7.0 |
| 6. | Odafe Oweh (Bal.) | 6.0 |

DEFENSIVE FORCED FUMBLES

| Rk. | Player (Team) | FFs |
|-----|--------------------------------|-----|
| 1. | Odafe Oweh (Bal.) | 4 |
| 2. | Jeremiah Owusu-Koramoah (Cle.) | 3 |
| | Micah Parsons (Dal.) | 3 |
| | Marco Wilson (Ari.) | 3 |

DEFENSIVE FUMBLE RECOVERIES

| Rk. | Player (Team) | FRs |
|-----|-------------------------|-----|
| 1. | Odafe Oweh (Bal.) | 2 |
| | Michael Carter II (NYJ) | 2 |
| | Jevon Holland (Mia.) | 2 |
| | Ifeatu Melifonwu (Det.) | 2 |
| | Kwity Paye (Ind.) | 2 |
| | Jaelan Phillips (Mia.) | 2 |

NEXTGEN QB PRESSURES

| Rk. | Player (Team) | QBPs |
|-----|----------------------|------|
| 1. | Micah Parsons (Dal.) | 74 |
| 2. | Odafe Oweh (Bal.) | 59 |

OWEH IN RARE COMPANY

• OLB Odafe Oweh (2021) and Terrell Suggs (2003) are the only Ravens in team history to produce at least 5 sacks, multiple forced FFs and multiple FRs in their rookie campaign.

TACKLES & PICKS: RINSE & REPEAT

S Marcus Williams has produced at least 50 tackles and multiple INTs in each of his first five full seasons (2017-21), joining Tyrann Mathieu, Jordan Poyer and Justin Simmons for the league's longest such active streak.



TYRANN MATHIEU



JORDAN POYER



JUSTIN SIMMONS

| Year | Tackles | INTs |
|------|---------|------|
| 2021 | 74 | 2 |
| 2020 | 59 | 3 |
| 2019 | 53 | 4 |
| 2018 | 55 | 2 |
| 2017 | 71 | 4 |



MARCUS WILLIAMS

INTERCEPTION RETURN SPECIALIST


Since entering the league in 2017, S Marcus Williams ranks in the Top 5 among active safeties in INTs (tied for fifth – 18), INT return yards (third – 294) and INT-return average (fifth – 16.3).

INTs / ACTIVE NFL SAFETIES / SINCE 2017

| Rk. | Player (Team) | INTs | Yards | Yds/INT |
|-----|------------------------|------|-------|---------|
| 1. | Kevin Byard (Ten.) | 24 | 300 | 12.5 |
| 2. | Jordan Poyer (Buf.) | 22 | 151 | 6.9 |
| 3. | Quandre Diggs (Sea.) | 19 | 293 | 15.4 |
| | Justin Simmons (Den.) | 19 | 269 | 14.2 |
| 5. | Marcus Williams (Bal.) | 18 | 294 | 16.3 |
| | Tyrann Mathieu (NO) | 18 | 221 | 12.3 |
| | Harrison Smith (Min.) | 18 | 164 | 9.1 |

HOT START IN 2022

• Through Week 4 of 2022, Williams ranks second (tied w/ three players) in the NFL with 3 INTs and is tied (S Jordan Poyer) for first with 4 total takeaways (3 INTs & 1 FR).




MARCUS WILLIAMS
#32 | SAFETY

"He has great instincts, eyes, range and ball-hawking ability. He's a good support player down low. He can come down effectively and make tackles. He's just a guy who has an opportunity to make critical plays in critical situations."

– EVP & GM Eric DeCosta on Marcus Williams

PLAYER NOTES - BOWSER & QUEEN



TYUS BOWSER
#54 | OUTSIDE LINEBACKER

"I work my tail off each and every day to work to be in this position, and that's to be a leader on this field, leader to the guys in the locker room and just trying to be a good influence overall – not only for the organization, but just for my family, for other people, for the City of Baltimore, for the City of Tyler [Texas]."

– OLB Tyus Bowser

QUEEN'S FIRST TWO SEASONS

In records kept since 2001, ILB Patrick Queen (2020-21) became one of six NFL defenders to record at least 200 tackles, 15 TFL, 3 FFs and 1 TD in a player's first two seasons.

| Player (Years) | Tackles | TFL | FFs | TDs |
|-----------------------------|---------|-----|-----|-----|
| Patrick Queen (2020-21) | 203 | 19 | 3 | 1 |
| Devin White (2019-20) | 231 | 19 | 4 | 2 |
| Shaquille Leonard (2018-19) | 284 | 19 | 6 | 1 |
| Kwon Alexander (2015-16) | 238 | 18 | 3 | 1 |
| Telvin Smith (2014-15) | 232 | 22 | 3 | 1 |
| Alec Ogletree (2013-14) | 230 | 15 | 10 | 1 |

Dating back to 2001, ILB Patrick Queen and his former LSU teammate LB Devin White are the only defenders to produce at least 200 tackles, 5 sacks, 3 FFs and 3 FRs in a player's first two seasons of an NFL career.



BALTIMORE
PATRICK QUEEN



TAMPA BAY
DEVIN WHITE

PLAYERS W/ AT LEAST 17 SACKS & 4 INTS / SINCE 2017



PITTSBURGH

T.J. WATT
73 SACKS / 5 INTs



BALTIMORE

TYUS BOWSER
17.5 SACKS / 4 INTs



GREEN BAY

PRESTON SMITH
39.5 SACKS / 4 INTs



SEATTLE

JAMAL ADAMS
22.5 SACKS / 4 INTs

BOWSER PICKS IT OFF

OLB Tyus Bowser's 4 career INTs currently rank sixth all time in franchise history at the linebacker position.

MOST INTERCEPTIONS BY A RAVENS LINEBACKER

| Rk. | Player (Years) | INTs |
|-----|----------------------------|------|
| 1. | Ray Lewis (1996-2012) | 31 |
| 2. | C.J. Mosley (2014-18) | 9 |
| 3. | Terrell Suggs (2003-18) | 7 |
| 4. | Adalius Thomas (2000-06) | 6 |
| 5. | Daryl Smith (2013-15) | 5 |
| 6. | Tyus Bowser (2017-present) | 4 |

BOWSER'S CAREER HIGHS IN 2021

• In 2021, Bowser set new single-season career highs in tackles (56), TFL (8), sacks (7), QBHs (15) & FFs (2).

THE KING OF QUEENS

Ravens third-year ILB Patrick Queen was the fifth linebacker selected in the 2020 NFL Draft. Below are the LBs who were selected before him, and their stats through three NFL seasons.

NFL STATISTICS THROUGH WEEK 3 OF 2022

| Player (Pick / Team) | GP/GS | TT (Solo) | TFL | Sacks | INTs | PD | FFs | FRs |
|------------------------------|-------|-----------|-----|-------|------|----|-----|-----|
| Isaiah Simmons (8th/Ari.) | 37-26 | 168 (121) | 8 | 3.5 | 2 | 9 | 6 | 1 |
| K'Lavon Chaisson (20th/Jax.) | 34-11 | 54 (33) | 6 | 2.0 | 0 | 1 | 0 | 0 |
| Kenneth Murray (23rd/LAC) | 31-26 | 154 (94) | 9 | 1.0 | 0 | 3 | 0 | 3 |
| Jordyn Brooks (27th/Sea.) | 35-27 | 283 (171) | 12 | 1.0 | 0 | 7 | 0 | 2 |
| Patrick Queen (28th/Bal.) | 37-37 | 227 (150) | 21 | 6.5 | 1 | 4 | 3 | 3 |



PATRICK QUEEN
#6 | INSIDE LINEBACKER

1
NFL DEFENDER (QUEEN) IN 2020 WHO POSTED AT LEAST 70 TACKLES, 3 SACKS, 2 FFs, 2 FRs, 1 INT & 1 DEFENSIVE TD

105
TACKLES
[2020 TEAM LEADER]

98
TACKLES
[2021 TEAM LEADER]

PLAYER NOTES - TUCKER



JUSTIN TUCKER
#9 | KICKER

- 12X** PLAYER OF THE WEEK (FRANCHISE RECORD)
- 7X** AFC SPECIAL TEAMS PLAYER OF THE MONTH
- 5X** PRO BOWLER
- 5X** FIRST-TEAM ALL-PRO
- 2X** SECOND-TEAM ALL-PRO

TUCKER RANKS NO. 1 ALL TIME







K Justin Tucker, the most accurate kicker ever, owns a 91.2% success mark. In 2021, for the sixth-consecutive season, he scored at least 130 points. The six 130-point outputs by Tucker are an NFL record of consecutive seasons reaching that mark.

BEST CAREER FIELD GOAL PERCENTAGE (NFL HISTORY / MIN. 100 ATTEMPTS)

| Rk. | Player (Team) | FGM - FGA | Pct. |
|-----|----------------------|-----------|------|
| 1. | Justin Tucker (Bal.) | 331-363 | 91.2 |
| 2. | Harrison Butker (KC) | 147-163 | 90.2 |
| 3. | Younghoe Koo (Atl.) | 100-112 | 89.3 |
| 4. | Daniel Carlson (LV) | 121-137 | 88.3 |
| 5. | Chris Boswell (Pit.) | 190-216 | 88.0 |

TUCKER HITS THE MARK

Since entering the league in 2012, K Justin Tucker ranks at or near the top of several NFL kicking categories:

| | | |
|---|--|---|
| <p>331 Field Goals Made</p>  <p>NFL's Most Since 2012</p> | <p>1,389 Points Scored</p>  <p>NFL's Most Since 2012</p> | <p>91.2 Career FG Percentage</p>  <p>Best Mark in NFL History</p> |
| <p>152 40+ Yard FGM</p>  <p>NFL's Most Since 2012</p> | <p>51 50+ Yard FGM</p>  <p>NFL's 2nd Most Since 2012</p> | <p>8 Games w/ Dual 50+ FGM</p>  <p>Tied for the most in NFL History</p> |

TUCKER'S CHART TALK

MOST FIELD GOALS MADE / SINCE 2012 / ACTIVE KICKERS

| Rk. | Player (Team) | FGM |
|-----|----------------------|-----|
| 1. | Justin Tucker (Bal.) | 331 |
| 2. | Greg Zuerlein (NYJ) | 271 |
| 3. | Matt Prater (Ari.) | 266 |
| 4. | Mason Crosby (GB) | 243 |

MOST POINTS SCORED / SINCE 2012 / ACTIVE KICKERS

| Rk. | Player (Team) | Points |
|-----|----------------------|--------|
| 1. | Justin Tucker (Bal.) | 1,389 |
| 2. | Matt Prater (Ari.) | 1,210 |
| 3. | Mason Crosby (GB) | 1,178 |
| 4. | Greg Zuerlein (NYJ) | 1,159 |

BEST FIELD GOAL PERCENTAGE RAVENS SINGLE-SEASON HISTORY (MIN. 16 ATT.)

| Rk. | Player (Year) | FGM - FGA | Pct. |
|-----|----------------------|-----------|------|
| 1. | Justin Tucker (2016) | 38-39 | 97.4 |
| 2. | Justin Tucker (2019) | 28-29 | 96.6 |
| 3. | Justin Tucker (2021) | 35-37 | 94.6 |
| 4. | Matt Stover (2006) | 28-30 | 93.3 |
| 5. | Justin Tucker (2013) | 38-41 | 92.7 |

MOST SEASONS WITH 30-PLUS FGM / NFL HISTORY

| Rk. | Player | Seasons |
|-----|--------------------|---------|
| 1. | Justin Tucker | 7 |
| 2. | David Akers | 5 |
| | John Carney | 5 |
| | Robbie Gould | 5 |
| | Stephen Gostkowski | 5 |

CRUNCHTIME STREAKS

- Tucker has connected on 59 consecutive fourth quarter/OT FGAs and 72 consecutive second half/OT FGAs without a miss. Both figures mark the longest such streaks in NFL history.
- Tucker is a perfect 16-of-16 on tries in the final minute of regulation and 5-of-5 on OT attempts throughout his career.

18 GAME-WINNING FIELD GOALS

- 2021: Week 9 vs. Min., 36 yds OT
- 2021: Week 3 at Det., 66 yds*
- 2020: Week 14 at Cle., 55 yds
- 2019: Week 13 vs. SF, 49 yds
- 2019: Week 5 at Pit., 46 yds OT
- 2018: Week 11 vs. Cin., 24 yds
- 2016: Week 3 at Jax., 53 yds
- 2016: Week 2 at Cle., 49 yds
- 2015: Week 11 vs. STL, 47 yds
- 2015: Week 8 vs. SD, 39 yds
- 2015: Week 4 at Pit., 52 yds OT
- 2014: Week 3 at Cle., 32 yds
- 2013: Week 15 at Det., 61 yds
- 2013: Week 10 vs. Cin., 46 yds OT
- 2013: Week 5 at Mia., 44 yds
- 2012: Div. at Den., 47 yds OT
- 2012: Week 12 at SD, 38 yds OT
- 2012: Week 3 vs. NE, 27 yds

*NFL Record

PLAYER NOTES - TUCKER

TUCKER TIDBITS

X Tucker has connected on 59 consecutive fourth-quarter/OT FGAs. He's a perfect 16-of-16 on tries in the final minute of regulation and 5-of-5 on OT attempts throughout his career. His 95.3 career FG% in the second half/OT (162-of-170) also ranks as the NFL's best such mark of all time.

X Since PATs were moved back to the 15-yard line in 2015, Tucker (286-of-291) has produced the NFL's best PAT percentage (98.3, min. 100 attempts).

X Tucker is a seven-time AFC Special Teams Player of the Month. He has also earned a team-record 12 AFC ST Player of the Week honors.

X Tucker's 6 FGs on 12/16/13 at Det. set a team record and a single-game NFL high in 2013. He became the first kicker ever to connect from the 20-, 30-, 40-, 50- & 60-yard range in a game.

X Tucker is the only kicker in NFL history with multiple 60+ go-ahead or game-winning makes in the final minute of a game (66 yards - 9/26/21 at Det.; 61 yards - 12/16/13 at Det.).

X Tucker owns the most points scored through a player's first 10 seasons in NFL history (1,360).

X Tucker produced 137 points in 2021, becoming the first kicker in NFL history to score at least 130 points in six consecutive seasons. He also posted his NFL-record seventh season with 30+ FGM.

X In 2021, Tucker recorded his 10th-consecutive season with at least 25 FGM, marking the longest such streak in NFL history. Incredibly, he reached the 25-FGM mark in each of his first 10 NFL seasons.

X Tucker's 38 FGs made in 2016 ranked No. 1 in the NFL, and an NFL single-season record 24 of Tucker's 38 FGs made in 2016 came from 40 yards or beyond.

X Tucker's 10 FGs of 50-plus yards in 2016 are a Ravens' single-season record. They tie (Blair Walsh, 2012 & Brandon McManus, 2020) for the most in NFL history. (Tucker was a perfect 10-for-10 from 50 yards and out in 2016.)

WHAT TO LOOK FOR IN 2022

K Justin Tucker needs . . .

- 69 points scored to eclipse K Stephen Gostkowski (1,457) for the most points by a player in the first 11 years of a career in NFL history.
- Three games with multiple FGM to eclipse Stephen Gostkowski (104) for the most multi-FG performances by a kicker though 11 seasons of a career in NFL history.
- 76 points scored to surpass K Matt Stover (1,464) for the most in Ravens franchise history.

MOST POINTS SCORED / RAVENS FRANCHISE HISTORY

| Rk. | Name (Seasons) | Points |
|-----|-------------------------|--------|
| 1. | Matt Stover (1996-2008) | 1,464 |
| 2. | Justin Tucker (2012-22) | 1,389 |
| 3. | Billy Cundiff (2009-11) | 294 |
| 4. | Jamal Lewis (2000-06) | 284 |
| 5. | Ray Rice (2008-13) | 260 |

TUCKER'S SPLITS

| | | | |
|--|---------|---------|-------|
| Tucker, the most accurate kicker in NFL history owns a 91.2% success mark (331-of-363). | 20-29 | 85-85 | 100% |
| | 30-39 | 94-97 | 96.9% |
| | 40-49 | 101-112 | 90.2% |
| | 50+ | 51-69 | 73.9% |
| | 2012 | 30-33 | 90.9% |
| | 2013 | 38-41 | 92.7% |
| | 2014 | 29-34 | 85.3% |
| | 2015 | 33-40 | 82.5% |
| | 2016 | 38-39 | 97.4% |
| | 2017 | 34-37 | 91.9% |
| | 2018 | 35-39 | 89.7% |
| | 2019 | 28-29 | 96.6% |
| | 2020 | 26-29 | 89.7% |
| | 2021 | 35-37 | 94.6% |
| | 2022 | 5-5 | 100% |
| Home | 163-184 | 88.6% | |
| Away | 168-179 | 93.9% | |
| vs. AFC | 242-267 | 90.6% | |
| vs. NFC | 89-96 | 92.7% | |
| AFC North | 123-135 | 91.1% | |
| 1st Qtr. | 56-64 | 87.5% | |
| 2nd Qtr. | 113-129 | 87.6% | |
| 3rd Qtr. | 53-55 | 96.4% | |
| 4th Qtr. | 104-110 | 94.5% | |
| Overtime | 5-5 | 100% | |

PLAYER OF THE MONTH AWARDS

PLAYER OF THE MONTH AWARDS / SINCE AWARD INCEPTION

| Rk. | Player | No. |
|-----|----------------|-----|
| 1. | Tom Brady | 11 |
| 2. | Peyton Manning | 8 |
| | Aaron Rodgers | 8 |
| 4. | Justin Tucker | 7 |
| 5. | Brett Favre | 6 |
| | Barry Sanders | 6 |
| | Bruce Smith | 6 |
| | J.J. Watt | 6 |
| | Steve Young | 6 |

FAST & FURIOUS

Since entering the league in 2012, K Justin Tucker has reached several marks faster than any other player in NFL history:

300
Field Goals Made



148 Games

1,000
Points Scored



118 Games

100
Field Goals Made



50 games

ALPHABETICAL ROSTER

| NO. | NAME | POS | HT | WT | AGE | EXP | COLLEGE | HOMETOWN | HOW ACQ |
|-----|-----------------------|-----|------|-----|-----|-----|---------------------|------------------------|---------------|
| 89 | Andrews, Mark | TE | 6-5 | 247 | 27 | 5 | Oklahoma | Scottsdale, AZ | D3b '18 |
| 5 | Armour-Davis, Jalyn | CB | 6-1 | 195 | 23 | R | Alabama | Mobile, AL | D4b '22 |
| 7 | Bateman, Rashod | WR | 6-1 | 197 | 22 | 2 | Minnesota | Tifton, GA | D1a '21 |
| 86 | Boyle, Nick | TE | 6-4 | 261 | 29 | 8 | Delaware | Sussex, NJ | D5a '15 |
| 56 | Bynes, Josh | ILB | 6-1 | 235 | 33 | 11 | Auburn | Lauderdale Lakes, FL | FA '21 |
| 93 | Campbell, Calais | DE | 6-8 | 307 | 36 | 15 | Miami (FL) | Denver, CO | TR (Jax.) '20 |
| 36 | Clark, Chuck | S | 6-0 | 209 | 27 | 6 | Virginia Tech | Suffolk, VA | D6 '17 |
| 66 | Cleveland, Ben | G | 6-6 | 370 | 24 | 2 | Georgia | Toccoa, GA | D3a '21 |
| 63 | Colon, Trystan | C/G | 6-3 | 320 | 24 | 3 | Missouri | Webb City, MO | FA '20 |
| 28 | Davis, Mike | RB | 5-9 | 223 | 29 | 8 | South Carolina | Stone Mountain, GA | FA '22 |
| 27 | Dobbins, J.K. | RB | 5-10 | 212 | 23 | 3 | Ohio State | La Grange, TX | D2 '20 |
| 17 | Drake, Kenyan | RB | 6-1 | 210 | 28 | 7 | Alabama | Marietta, GA | FA '22 |
| 13 | Duvernay, Devin | WR | 5-11 | 202 | 25 | 3 | Texas | Sachse, TX | D3b '20 |
| 77 | Faalele, Daniel | T | 6-8 | 380 | 22 | R | Minnesota | Melbourne, Australia | D4a '22 |
| 14 | Hamilton, Kyle | S | 6-4 | 221 | 21 | R | Notre Dame | Atlanta, GA | D1a '22 |
| 40 | Harrison, Malik | LB | 6-3 | 259 | 24 | 3 | Ohio State | Columbus, OH | D3c '20 |
| 43 | Hill, Justice | RB | 5-10 | 200 | 24 | 4 | Oklahoma State | Tulsa, OK | D4a '19 |
| 50 | Houston, Justin | OLB | 6-3 | 270 | 33 | 12 | Georgia | Statesboro, GA | FA '21 |
| 44 | Humphrey, Marlon | CB | 6-0 | 205 | 26 | 6 | Alabama | Hoover, AL | D1 '17 |
| 2 | Huntley, Tyler | QB | 6-1 | 204 | 24 | 3 | Utah | Hallandale Beach, FL | FA '20 |
| 8 | Jackson, Lamar | QB | 6-2 | 230 | 25 | 5 | Louisville | Pompano Beach, FL | D1b '18 |
| 98 | Jones, Travis | DT | 6-4 | 334 | 22 | R | Connecticut | New Haven, CT | D3 '22 |
| 80 | Likely, Isaiah | TE | 6-4 | 241 | 22 | R | Coastal Carolina | Cambridge, MA | D4e '22 |
| 64 | Linderbaum, Tyler | C | 6-2 | 305 | 22 | R | Iowa | Solon, IA | D1b '22 |
| 92 | Madubuike, Justin | DT | 6-3 | 293 | 24 | 3 | Texas A&M | McKinney, TX | D3a '20 |
| 65 | Mekari, Patrick | OL | 6-4 | 305 | 25 | 4 | Cal-Berkeley | Westlake Village, CA | FA '19 |
| 46 | Moore, Nick | LS | 6-2 | 253 | 29 | 3 | Georgia | Snellville, GA | FA '20 |
| 78 | Moses, Morgan | T | 6-6 | 320 | 31 | 9 | Virginia | North Chesterfield, VA | UFA (NYJ) '22 |
| 84 | Oliver, Josh | TE | 6-5 | 259 | 25 | 4 | San Jose State | Paso Robles, CA | TR (Jax.) '21 |
| 99 | Oweh, Odafé | OLB | 6-5 | 257 | 23 | 2 | Penn State | Hackensack, NJ | D1b '21 |
| 24 | Peters, Marcus | CB | 6-0 | 197 | 29 | 8 | Washington | Oakland, CA | TR (LAR) '19 |
| 53 | Phillips, Del'Shawn | LB | 6-2 | 230 | 25 | 3 | Illinois | Highland Park, MI | FA '22 |
| 4 | Pierre-Paul, Jason | OLB | 6-5 | 275 | 33 | 13 | South Florida | Deerfield Beach, FL | FA '22 |
| 72 | Powers, Ben | G | 6-4 | 338 | 25 | 4 | Oklahoma | Wichita, KS | D4b '19 |
| 3 | Proche II, James | WR | 5-11 | 191 | 26 | 3 | Southern Methodist | Dallas, TX | D6 '20 |
| 6 | Queen, Patrick | ILB | 6-0 | 237 | 23 | 3 | Louisiana State | Ventress, LA | D1 '20 |
| 42 | Ricard, Patrick | FB | 6-3 | 305 | 28 | 6 | Maine | Spencer, MA | FA '17 |
| 10 | Robinson, Demarcus | WR | 6-1 | 203 | 28 | 7 | Florida | Fort Valley, GA | FA '22 |
| 25 | Seymour, Kevon | CB | 6-0 | 188 | 28 | 6 | Southern California | Pasadena, CA | FA '21 |
| 79 | Stanley, Ronnie | T | 6-6 | 315 | 28 | 7 | Notre Dame | Las Vegas, NV | D1 '16 |
| 21 | Stephens, Brandon | DB | 6-1 | 215 | 24 | 2 | Southern Methodist | Plano, TX | D3b '21 |
| 26 | Stone, Geno | S | 5-11 | 209 | 23 | 3 | Iowa | New Castle, PA | D7 '20 |
| 11 | Stout, Jordan | P | 6-3 | 214 | 24 | R | Penn State | Abingdon, VA | D4d '22 |
| 9 | Tucker, Justin | K | 6-1 | 184 | 32 | 11 | Texas | Austin, TX | FA '12 |
| 97 | Urban, Brent | DE | 6-7 | 309 | 31 | 8 | Virginia | Mississauga, ON, CAN | FA '22 |
| 16 | Wallace, Tylan | WR | 5-11 | 198 | 23 | 2 | Oklahoma State | Fort Worth, TX | D4 '21 |
| 96 | Washington, Broderick | DT | 6-2 | 314 | 25 | 3 | Texas Tech | Longview, TX | D5 '20 |
| 57 | Welch, Kristian | LB | 6-3 | 242 | 24 | 3 | Iowa | Iola, WI | FA '20 |
| 22 | Williams, Damarion | CB | 5-10 | 180 | 24 | R | Houston | Miami, FL | D4f '22 |
| 32 | Williams, Marcus | S | 6-1 | 207 | 26 | 6 | Utah | Eastvale, CA | UFA (NO) '22 |
| 70 | Zeitler, Kevin | G | 6-4 | 339 | 32 | 11 | Wisconsin | Waukesha, WI | FA '21 |

Practice Squad (15)

| | | | | | | | | | |
|----|-----------------------|-------|-----|-----|----|---|--------------------|-------------------|--------|
| 47 | Attaochu, Jeremiah | OLB | 6-3 | 262 | 29 | 9 | Georgia Tech | Ibadan, Nigeria | FA '22 |
| 30 | Badie, Tyler | RB | 5-8 | 200 | 22 | R | Missouri | New Orleans, LA | D6 '22 |
| 12 | Brown, Anthony | QB | 6-1 | 228 | 24 | R | Oregon | Cliffwood, NJ | FA '22 |
| 49 | Copeland, Brandon | LB | 6-3 | 260 | 31 | 8 | Pennsylvania | Baltimore, MD | FA '22 |
| 68 | Johnson, Zack | G | 6-6 | 301 | 25 | 1 | North Dakota State | Blaine, MN | FA '22 |
| 94 | Mack, Isaiah | NT | 6-1 | 311 | 26 | 3 | Chattanooga | Tunnel Hill, GA | FA '21 |
| 38 | Mason, Ben | FB/TE | 6-3 | 258 | 23 | 1 | Michigan | Newtown, CT | FA '22 |
| 69 | McKenzie, Kahlil | G | 6-3 | 345 | 25 | 3 | Tennessee | Green Bay, WI | FA '21 |
| 48 | Moon, Jeremiah | OLB | 6-5 | 247 | 24 | R | Florida | Hoover, AL | FA '22 |
| 91 | Nichols, Rayshad | DT | 6-2 | 305 | 23 | R | Stephen F. Austin | Bridge City, LA | FA '22 |
| 74 | Sharpe, David | T | 6-6 | 346 | 26 | 5 | Florida | Jacksonville, FL | FA '21 |
| 81 | Victor, Binjimen | WR | 6-4 | 191 | 25 | 1 | Ohio State | Pompano Beach, FL | FA '21 |
| 29 | Washington, Ar'Darius | S | 5-8 | 176 | 22 | 2 | Texas Christian | Shreveport, LA | FA '21 |
| 87 | Webb, Raleigh | WR | 6-2 | 213 | 24 | R | The Citadel | Acworth, GA | FA '22 |
| 41 | Worley, Daryl | CB | 6-1 | 205 | 27 | 6 | West Virginia | Philadelphia, PA | FA '22 |

Injured Reserve (9)

| | | | | | | | | | |
|----|-----------------|-----|------|-----|----|---|---------------|-----------------|---------|
| 47 | Biegel, Vince | LB | 6-3 | 246 | 29 | 6 | Wisconsin | Marshfield, WI | FA '22 |
| 82 | Bolden, Slade | WR | 5-11 | 193 | 23 | R | Alabama | West Monroe, LA | FA '22 |
| 23 | Fuller, Kyle | CB | 5-11 | 200 | 30 | 9 | Virginia Tech | Baltimore, MD | FA '22 |
| 59 | Hayes, Daelin | OLB | 6-4 | 257 | 24 | 2 | Notre Dame | Belleville, MI | D5b '21 |
| 71 | James, Ja'Wuan | T | 6-6 | 323 | 30 | 8 | Tennessee | Atlanta, GA | FA '21 |
| 88 | Kolar, Charlie | TE | 6-6 | 250 | 23 | R | Iowa State | Norman, OK | D4c '22 |
| 60 | Means, Steven | OLB | 6-3 | 269 | 32 | 8 | Buffalo | Buffalo, NY | FA '22 |
| 58 | Pierce, Michael | NT | 6-0 | 355 | 29 | 6 | Samford | Daphne, AL | FA '22 |
| 51 | Ross, Josh | ILB | 6-0 | 229 | 22 | R | Michigan | Southfield, MI | FA '22 |

Reserved/PUP (2)

| | | | | | | | | | |
|----|--------------|-----|-----|-----|----|---|---------|-----------|--------|
| 54 | Bowser, Tyus | OLB | 6-3 | 242 | 27 | 6 | Houston | Tyler, TX | D2 '17 |
| 35 | Edwards, Gus | RB | 6-1 | 238 | 27 | 5 | Rutgers | Liberia | FA '18 |

Reserve/NFIN (1)

| | | | | | | | | | |
|----|--------------|-----|-----|-----|----|---|----------|--------------------|--------|
| 90 | Ojabo, David | OLB | 6-4 | 255 | 22 | R | Michigan | Aberdeen, Scotland | D2 '22 |
|----|--------------|-----|-----|-----|----|---|----------|--------------------|--------|



NUMERICAL ROSTER

| NO. | NAME | POS | HT | WT | AGE | EXP | COLLEGE | HOMETOWN | HOW ACQ |
|-----|----------------------|-----|------|-----|-----|-----|---------------------|------------------------|----------------|
| 2 | Tyler Huntley | QB | 6-1 | 204 | 24 | 3 | Utah | Hallandale Beach, FL | FA '20 |
| 3 | James Proche II | WR | 5-11 | 191 | 26 | 3 | Southern Methodist | Dallas, TX | D6 '20 |
| 4 | Jason Pierre-Paul | OLB | 6-5 | 275 | 33 | 13 | South Florida | Deerfield Beach, FL | FA '22 |
| 5 | Jalyn Armour-Davis | CB | 6-1 | 195 | 23 | R | Alabama | Mobile, AL | D4b '22 |
| 6 | Patrick Queen | ILB | 6-0 | 237 | 23 | 3 | Louisiana State | Ventress, LA | D1 '20 |
| 7 | Rashod Bateman | WR | 6-1 | 197 | 22 | 2 | Minnesota | Tifton, GA | D1a '21 |
| 8 | Lamar Jackson | QB | 6-2 | 230 | 25 | 5 | Louisville | Pompano Beach, FL | D1b '18 |
| 9 | Justin Tucker | K | 6-1 | 184 | 32 | 11 | Texas | Austin, TX | FA '12 |
| 10 | Demarcus Robinson | WR | 6-1 | 203 | 28 | 7 | Florida | Fort Valley, GA | FA '22 |
| 11 | Jordan Stout | P | 6-3 | 214 | 24 | R | Penn State | Abingdon, VA | D4d '22 |
| 13 | Devin Duvernay | WR | 5-11 | 202 | 25 | 3 | Texas | Sachse, TX | D3b '20 |
| 14 | Kyle Hamilton | S | 6-4 | 221 | 21 | R | Notre Dame | Atlanta, GA | D1a '22 |
| 16 | Tylan Wallace | WR | 5-11 | 198 | 23 | 2 | Oklahoma State | Fort Worth, TX | D4 '21 |
| 17 | Kenyan Drake | RB | 6-1 | 210 | 28 | 7 | Alabama | Marietta, GA | FA '22 |
| 21 | Brandon Stephens | DB | 6-1 | 215 | 24 | 2 | Southern Methodist | Plano, TX | D3b '21 |
| 22 | Damarion Williams | CB | 5-10 | 180 | 24 | R | Houston | Miami, FL | D4f '22 |
| 24 | Marcus Peters | CB | 6-0 | 197 | 29 | 8 | Washington | Oakland, CA | TR (LAR) '19 |
| 25 | Kevon Seymour | CB | 6-0 | 188 | 28 | 6 | Southern California | Pasadena, CA | FA '21 |
| 26 | Geno Stone | S | 5-11 | 209 | 23 | 3 | Iowa | New Castle, PA | D7 '20 |
| 27 | J.K. Dobbins | RB | 5-10 | 212 | 23 | 3 | Ohio State | La Grange, TX | D2 '20 |
| 28 | Mike Davis | RB | 5-9 | 223 | 29 | 8 | South Carolina | Stone Mountain, GA | FA '22 |
| 32 | Marcus Williams | S | 6-1 | 207 | 26 | 6 | Utah | Eastvale, CA | UFA (NO) '22 |
| 36 | Chuck Clark | S | 6-0 | 209 | 27 | 6 | Virginia Tech | Suffolk, VA | D6 '17 |
| 40 | Malik Harrison | LB | 6-3 | 259 | 24 | 3 | Ohio State | Columbus, OH | D3c '20 |
| 42 | Patrick Ricard | FB | 6-3 | 305 | 28 | 6 | Maine | Spencer, MA | FA '17 |
| 43 | Justice Hill | RB | 5-10 | 200 | 24 | 4 | Oklahoma State | Tulsa, OK | D4a '19 |
| 44 | Marlon Humphrey | CB | 6-0 | 205 | 26 | 6 | Alabama | Hoover, AL | D1 '17 |
| 46 | Nick Moore | LS | 6-2 | 253 | 29 | 3 | Georgia | Snellville, GA | FA '20 |
| 50 | Justin Houston | OLB | 6-3 | 270 | 33 | 12 | Georgia | Statesboro, GA | FA '21 |
| 53 | Del'Shawn Phillips | LB | 6-2 | 230 | 25 | 3 | Illinois | Highland Park, MI | FA '22 |
| 56 | Josh Bynes | ILB | 6-1 | 235 | 33 | 11 | Auburn | Lauderdale Lakes, FL | FA '21 |
| 57 | Kristian Welch | LB | 6-3 | 242 | 24 | 3 | Iowa | Iola, WI | FA '20 |
| 63 | Trystan Colon | C/G | 6-3 | 320 | 24 | 3 | Missouri | Webb City, MO | FA '20 |
| 64 | Tyler Linderbaum | C | 6-2 | 305 | 22 | R | Iowa | Solon, IA | D1b '22 |
| 65 | Patrick Mekari | OL | 6-4 | 305 | 25 | 4 | Cal-Berkeley | Westlake Village, CA | FA '19 |
| 66 | Ben Cleveland | G | 6-6 | 370 | 24 | 2 | Georgia | Toccoa, GA | D3a '21 |
| 70 | Kevin Zeitler | G | 6-4 | 339 | 32 | 11 | Wisconsin | Waukesha, WI | FA '21 |
| 72 | Ben Powers | G | 6-4 | 338 | 25 | 4 | Oklahoma | Wichita, KS | D4b '19 |
| 77 | Daniel Faalele | T | 6-8 | 380 | 22 | R | Minnesota | Melbourne, Australia | D4a '22 |
| 78 | Morgan Moses | T | 6-6 | 320 | 31 | 9 | Virginia | North Chesterfield, VA | UFA (NY.J) '22 |
| 79 | Ronnie Stanley | T | 6-6 | 315 | 28 | 7 | Notre Dame | Las Vegas, NV | D1 '16 |
| 80 | Isaiah Likely | TE | 6-4 | 241 | 22 | R | Coastal Carolina | Cambridge, MA | D4e '22 |
| 84 | Josh Oliver | TE | 6-5 | 259 | 25 | 4 | San Jose State | Paso Robles, CA | TR (Jax.) '21 |
| 86 | Nick Boyle | TE | 6-4 | 261 | 29 | 8 | Delaware | Sussex, NJ | D5a '15 |
| 89 | Mark Andrews | TE | 6-5 | 247 | 27 | 5 | Oklahoma | Scottsdale, AZ | D3b '18 |
| 92 | Justin Madubuike | DT | 6-3 | 293 | 24 | 3 | Texas A&M | McKinney, TX | D3a '20 |
| 93 | Calais Campbell | DE | 6-8 | 307 | 36 | 15 | Miami (FL) | Denver, CO | TR (Jax.) '20 |
| 96 | Broderick Washington | DT | 6-2 | 314 | 25 | 3 | Texas Tech | Longview, TX | D5 '20 |
| 97 | Brent Urban | DE | 6-7 | 309 | 31 | 8 | Virginia | Mississauga, ON, CAN | FA '22 |
| 98 | Travis Jones | DT | 6-4 | 334 | 22 | R | Connecticut | New Haven, CT | D3 '22 |
| 99 | Odafe Oweh | OLB | 6-5 | 257 | 23 | 2 | Penn State | Hackensack, NJ | D1b '21 |

Practice Squad (15)

| | | | | | | | | | |
|----|----------------------|-------|-----|-----|----|---|--------------------|-------------------|--------|
| 12 | Anthony Brown | QB | 6-1 | 228 | 24 | R | Oregon | Cliffwood, NJ | FA '22 |
| 29 | Ar'Darius Washington | S | 5-8 | 176 | 22 | 2 | Texas Christian | Shreveport, LA | FA '21 |
| 30 | Tyler Badie | RB | 5-8 | 200 | 22 | R | Missouri | New Orleans, LA | D6 '22 |
| 38 | Ben Mason | FB/TE | 6-3 | 258 | 23 | 1 | Michigan | Newtown, CT | FA '22 |
| 41 | Daryl Worley | CB | 6-1 | 205 | 27 | 6 | West Virginia | Philadelphia, PA | FA '22 |
| 47 | Jeremiah Attaochu | OLB | 6-3 | 262 | 29 | 9 | Georgia Tech | Ibadan, Nigeria | FA '22 |
| 48 | Jeremiah Moon | OLB | 6-5 | 247 | 24 | R | Florida | Hoover, AL | FA '22 |
| 49 | Brandon Copeland | LB | 6-3 | 260 | 31 | 8 | Pennsylvania | Baltimore, MD | FA '22 |
| 68 | Zack Johnson | G | 6-6 | 301 | 25 | 1 | North Dakota State | Blaine, MN | FA '22 |
| 69 | Kahlil McKenzie | G | 6-3 | 345 | 25 | 3 | Tennessee | Green Bay, WI | FA '21 |
| 74 | David Sharpe | T | 6-6 | 346 | 26 | 5 | Florida | Jacksonville, FL | FA '21 |
| 81 | Binjimen Victor | WR | 6-4 | 191 | 25 | 1 | Ohio State | Pompano Beach, FL | FA '21 |
| 87 | Raleigh Webb | WR | 6-2 | 213 | 24 | R | The Citadel | Acworth, GA | FA '22 |
| 91 | Rayshad Nichols | DT | 6-2 | 305 | 23 | R | Stephen F. Austin | Bridge City, LA | FA '22 |
| 94 | Isaiah Mack | NT | 6-1 | 311 | 26 | 3 | Chattanooga | Tunnel Hill, GA | FA '21 |

Injured Reserve (9)

| | | | | | | | | | |
|----|----------------|-----|------|-----|----|---|---------------|-----------------|---------|
| 23 | Kyle Fuller | CB | 5-11 | 200 | 30 | 9 | Virginia Tech | Baltimore, MD | FA '22 |
| 47 | Vince Biegel | LB | 6-3 | 246 | 29 | 6 | Wisconsin | Marshfield, WI | FA '22 |
| 51 | Josh Ross | ILB | 6-0 | 229 | 22 | R | Michigan | Southfield, MI | FA '22 |
| 58 | Michael Pierce | NT | 6-0 | 355 | 29 | 6 | Samford | Daphne, AL | FA '22 |
| 59 | Daelin Hayes | OLB | 6-4 | 257 | 24 | 2 | Notre Dame | Belleville, MI | D5b '21 |
| 60 | Steven Means | OLB | 6-3 | 269 | 32 | 8 | Buffalo | Buffalo, NY | FA '22 |
| 71 | Ja'Wuan James | T | 6-6 | 323 | 30 | 8 | Tennessee | Atlanta, GA | FA '21 |
| 82 | Slade Bolden | WR | 5-11 | 193 | 23 | R | Alabama | West Monroe, LA | FA '22 |
| 88 | Charlie Kolar | TE | 6-6 | 250 | 23 | R | Iowa State | Norman, OK | D4c '22 |

Reserved/PUP (2)

| | | | | | | | | | |
|----|-------------|-----|-----|-----|----|---|---------|-----------|--------|
| 35 | Gus Edwards | RB | 6-1 | 238 | 27 | 5 | Rutgers | Liberia | FA '18 |
| 54 | Tyus Bowser | OLB | 6-3 | 242 | 27 | 6 | Houston | Tyler, TX | D2 '17 |

Reserve/NFIN (1)

| | | | | | | | | | |
|----|-------------|-----|-----|-----|----|---|----------|--------------------|--------|
| 90 | David Ojabo | OLB | 6-4 | 255 | 22 | R | Michigan | Aberdeen, Scotland | D2 '22 |
|----|-------------|-----|-----|-----|----|---|----------|--------------------|--------|



POSITIONAL ROSTER

| NO. | NAME | POS. | HT. | WT. | AGE | EXP. | COLLEGE | HOMETOWN | HOW ACQ. |
|-----------------------------|----------------------------|-------|------|-----|-----|------|---------------------|------------------------|---------------|
| QUARTERBACKS (3) | | | | | | | | | |
| 2 | Huntley, Tyler | QB | 6-1 | 204 | 24 | 3 | Utah | Hallandale Beach, FL | FA '20 |
| 8 | Jackson, Lamar | QB | 6-2 | 230 | 25 | 5 | Louisville | Pompano Beach, FL | D1b '18 |
| 12 | Brown, Anthony (PS) | QB | 6-1 | 228 | 24 | R | Oregon | Cliffwood, NJ | FA '22 |
| RUNNING BACKS (8) | | | | | | | | | |
| 17 | Drake, Kenyan | RB | 6-1 | 210 | 28 | 7 | Alabama | Marietta, GA | FA '22 |
| 27 | Dobbins, J.K. | RB | 5-10 | 212 | 23 | 3 | Ohio State | La Grange, TX | D2 '20 |
| 28 | Davis, Mike | RB | 5-9 | 223 | 29 | 8 | South Carolina | Stone Mountain, GA | FA '22 |
| 30 | Badie, Tyler (PS) | RB | 5-8 | 200 | 22 | R | Missouri | New Orleans, LA | D6 '22 |
| 35 | Edwards, Gus (R/PUP) | RB | 6-1 | 238 | 27 | 5 | Rutgers | Liberia | FA '18 |
| 38 | Mason, Ben (PS) | FB/TE | 6-3 | 258 | 23 | 1 | Michigan | Newtown, CT | FA '22 |
| 42 | Ricard, Patrick | FB | 6-3 | 305 | 28 | 6 | Maine | Spencer, MA | FA '17 |
| 43 | Hill, Justice | RB | 5-10 | 200 | 24 | 4 | Oklahoma State | Tulsa, OK | D4a '19 |
| WIDE RECEIVERS (8) | | | | | | | | | |
| 3 | Proche II, James | WR | 5-11 | 191 | 26 | 3 | Southern Methodist | Dallas, TX | D6 '20 |
| 7 | Bateman, Rashod | WR | 6-1 | 197 | 22 | 2 | Minnesota | Tifton, GA | D1a '21 |
| 10 | Robinson, Demarcus | WR | 6-1 | 203 | 28 | 7 | Florida | Fort Valley, GA | FA '22 |
| 13 | Duvernay, Devin | WR | 5-11 | 202 | 25 | 3 | Texas | Sachse, TX | D3b '20 |
| 16 | Wallace, Tylan | WR | 5-11 | 198 | 23 | 2 | Oklahoma State | Fort Worth, TX | D4 '21 |
| 81 | Victor, Binjimen (PS) | WR | 6-4 | 191 | 25 | 1 | Ohio State | Pompano Beach, FL | FA '21 |
| 82 | Bolden, Slade (IR) | WR | 5-11 | 193 | 23 | R | Alabama | West Monroe, LA | FA '22 |
| 87 | Webb, Raleigh (PS) | WR | 6-2 | 213 | 24 | R | The Citadel | Acworth, GA | FA '22 |
| TIGHT ENDS (5) | | | | | | | | | |
| 80 | Likely, Isaiah | TE | 6-4 | 241 | 22 | R | Coastal Carolina | Cambridge, MA | D4e '22 |
| 84 | Oliver, Josh | TE | 6-5 | 259 | 25 | 4 | San Jose State | Paso Robles, CA | TR (Jax.) '21 |
| 86 | Boyle, Nick | TE | 6-4 | 261 | 29 | 8 | Delaware | Sussex, NJ | D5a '15 |
| 88 | Kolar, Charlie (IR) | TE | 6-6 | 250 | 23 | R | Iowa State | Norman, OK | D4c '22 |
| 89 | Andrews, Mark | TE | 6-5 | 247 | 27 | 5 | Oklahoma | Scottsdale, AZ | D3b '18 |
| OFFENSIVE LINE (13) | | | | | | | | | |
| 63 | Colon, Trystan | C/G | 6-3 | 320 | 24 | 3 | Missouri | Webb City, MO | FA '20 |
| 64 | Linderbaum, Tyler | C | 6-2 | 305 | 22 | R | Iowa | Solon, IA | D1b '22 |
| 65 | Mekari, Patrick | OL | 6-4 | 305 | 25 | 4 | Cal-Berkeley | Westlake Village, CA | FA '19 |
| 66 | Cleveland, Ben | G | 6-6 | 370 | 24 | 2 | Georgia | Toccoa, GA | D3a '21 |
| 68 | Johnson, Zack (PS) | G | 6-6 | 301 | 25 | 1 | North Dakota State | Blaine, MN | FA '22 |
| 69 | McKenzie, Kahlil (PS) | G | 6-3 | 345 | 25 | 3 | Tennessee | Green Bay, WI | FA '21 |
| 70 | Zeitler, Kevin | G | 6-4 | 339 | 32 | 11 | Wisconsin | Waukesha, WI | FA '21 |
| 71 | James, Ja'Wuan (IR) | T | 6-6 | 323 | 30 | 8 | Tennessee | Atlanta, GA | FA '21 |
| 72 | Powers, Ben | G | 6-4 | 338 | 25 | 4 | Oklahoma | Wichita, KS | D4b '19 |
| 74 | Sharpe, David (PS) | T | 6-6 | 346 | 26 | 5 | Florida | Jacksonville, FL | FA '21 |
| 77 | Faalele, Daniel | T | 6-8 | 380 | 22 | R | Minnesota | Melbourne, Australia | D4a '22 |
| 78 | Moses, Morgan | T | 6-6 | 320 | 31 | 9 | Virginia | North Chesterfield, VA | UFA (NYJ) '22 |
| 79 | Stanley, Ronnie | T | 6-6 | 315 | 28 | 7 | Notre Dame | Las Vegas, NV | D1 '16 |
| LINEBACKERS (17) | | | | | | | | | |
| 4 | Pierre-Paul, Jason | OLB | 6-5 | 275 | 33 | 13 | South Florida | Deerfield Beach, FL | FA '22 |
| 6 | Queen, Patrick | ILB | 6-0 | 237 | 23 | 3 | Louisiana State | Ventress, LA | D1 '20 |
| 40 | Harrison, Malik | LB | 6-3 | 259 | 24 | 3 | Ohio State | Columbus, OH | D3c '20 |
| 47 | Attachu, Jeremiah (PS) | OLB | 6-3 | 262 | 29 | 9 | Georgia Tech | Ibadan, Nigeria | FA '22 |
| 47 | Biegel, Vince (IR) | LB | 6-3 | 246 | 29 | 6 | Wisconsin | Marshfield, WI | FA '22 |
| 48 | Moon, Jeremiah (PS) | OLB | 6-5 | 247 | 24 | R | Florida | Hoover, AL | FA '22 |
| 49 | Copeland, Brandon (PS) | LB | 6-3 | 260 | 31 | 8 | Pennsylvania | Baltimore, MD | FA '22 |
| 50 | Houston, Justin | OLB | 6-3 | 270 | 33 | 12 | Georgia | Statesboro, GA | FA '21 |
| 51 | Ross, Josh (IR) | ILB | 6-0 | 229 | 22 | R | Michigan | Southfield, MI | FA '22 |
| 53 | Phillips, Del'Shawn | LB | 6-2 | 230 | 25 | 3 | Illinois | Highland Park, MI | FA '22 |
| 54 | Bowser, Tyus (R/PUP) | OLB | 6-3 | 242 | 27 | 6 | Houston | Tyler, TX | D2 '17 |
| 56 | Bynes, Josh | ILB | 6-1 | 235 | 33 | 11 | Auburn | Lauderdale Lakes, FL | FA '21 |
| 57 | Welch, Kristian | LB | 6-3 | 242 | 24 | 3 | Iowa | Iola, WI | FA '20 |
| 59 | Hayes, Daelin (IR) | OLB | 6-4 | 257 | 24 | 2 | Notre Dame | Belleville, MI | D5b '21 |
| 60 | Means, Steven (IR) | OLB | 6-3 | 269 | 32 | 8 | Buffalo | Buffalo, NY | FA '22 |
| 90 | Ojabo, David (R/NFI) | OLB | 6-4 | 255 | 22 | R | Michigan | Aberdeen, Scotland | D2 '22 |
| 99 | Oweh, Odafe | OLB | 6-5 | 257 | 23 | 2 | Penn State | Hackensack, NJ | D1b '21 |
| DEFENSIVE BACKS (13) | | | | | | | | | |
| 5 | Armour-Davis, Jalyn | CB | 6-1 | 195 | 23 | R | Alabama | Mobile, AL | D4b '22 |
| 14 | Hamilton, Kyle | S | 6-4 | 221 | 21 | R | Notre Dame | Atlanta, GA | D1a '22 |
| 21 | Stephens, Brandon | DB | 6-1 | 215 | 24 | 2 | Southern Methodist | Plano, TX | D3b '21 |
| 22 | Williams, Damarion | CB | 5-10 | 180 | 24 | R | Houston | Miami, FL | D4f '22 |
| 23 | Fuller, Kyle (IR) | CB | 5-11 | 200 | 30 | 9 | Virginia Tech | Baltimore, MD | FA '22 |
| 24 | Peters, Marcus | CB | 6-0 | 197 | 29 | 8 | Washington | Oakland, CA | TR (LAR) '19 |
| 25 | Seymour, Kevon | CB | 6-0 | 188 | 28 | 6 | Southern California | Pasadena, CA | FA '21 |
| 26 | Stone, Geno | S | 5-11 | 209 | 23 | 3 | Iowa | New Castle, PA | D7 '20 |
| 29 | Washington, Ar'Darius (PS) | S | 5-8 | 176 | 22 | 2 | Texas Christian | Shreveport, LA | FA '21 |
| 32 | Williams, Marcus | S | 6-1 | 207 | 26 | 6 | Utah | Eastvale, CA | UFA (NO) '22 |
| 36 | Clark, Chuck | S | 6-0 | 209 | 27 | 6 | Virginia Tech | Suffolk, VA | D6 '17 |
| 41 | Worley, Daryl (PS) | CB | 6-1 | 205 | 27 | 6 | West Virginia | Philadelphia, PA | FA '22 |
| 44 | Humphrey, Marlon | CB | 6-0 | 205 | 26 | 6 | Alabama | Hoover, AL | D1 '17 |
| DEFENSIVE LINE (8) | | | | | | | | | |
| 58 | Pierce, Michael (IR) | NT | 6-0 | 355 | 29 | 6 | Samford | Daphne, AL | FA '22 |
| 91 | Nichols, Rayshad (PS) | DT | 6-2 | 305 | 23 | R | Stephen F. Austin | Bridge City, LA | FA '22 |
| 92 | Madubuike, Justin | DT | 6-3 | 293 | 24 | 3 | Texas A&M | McKinney, TX | D3a '20 |
| 93 | Campbell, Calais | DE | 6-8 | 307 | 36 | 15 | Miami (FL) | Denver, CO | TR (Jax.) '20 |
| 94 | Mack, Isaiah (PS) | NT | 6-1 | 311 | 26 | 3 | Chattanooga | Tunnel Hill, GA | FA '21 |
| 96 | Washington, Broderick | DT | 6-2 | 314 | 25 | 3 | Texas Tech | Longview, TX | D5 '20 |
| 97 | Urban, Brent | DE | 6-7 | 309 | 31 | 8 | Virginia | Mississauga, ON, CAN | FA '22 |
| 98 | Jones, Travis | DT | 6-4 | 334 | 22 | R | Connecticut | New Haven, CT | D3 '22 |
| SPECIALISTS (3) | | | | | | | | | |
| 9 | Tucker, Justin | K | 6-1 | 184 | 32 | 11 | Texas | Austin, TX | FA '12 |
| 11 | Stout, Jordan | P | 6-3 | 214 | 24 | R | Penn State | Abingdon, VA | D4d '22 |
| 46 | Moore, Nick | LS | 6-2 | 253 | 29 | 3 | Georgia | Snellville, GA | FA '20 |



2022 DEPTH CHART

Compiled by Ravens PR Staff: Oct. 4, 2022

OFFENSE

| | | | | | | |
|----|-----------|-------------------------|-----------|-----------------------|-----------|-------------------------------------|
| WR | 7 | Rashod Bateman | 10 | Demarcus Robinson | 16 | Tylan Wallace |
| WR | 13 | Devin Duvernay | 3 | James Proche II | | |
| LT | 79 | Ronnie Stanley^ | 65 | Patrick Mekari^ | <u>77</u> | <u>Daniel Faalele</u> |
| LG | 72 | Ben Powers | 66 | Ben Cleveland | | |
| C | <u>64</u> | <u>Tyler Linderbaum</u> | 63 | Trystan Colon | 65 | Patrick Mekari^ |
| RG | 70 | Kevin Zeitler | 66 | Ben Cleveland | | |
| RT | 78 | Morgan Moses | <u>77</u> | <u>Daniel Faalele</u> | 65 | Patrick Mekari^ |
| TE | 89 | Mark Andrews | 86 | Nick Boyle | <u>80</u> | <u>Isaiah Likely</u> 84 Josh Oliver |
| QB | 8 | Lamar Jackson | 2 | Tyler Huntley | | |
| FB | 42 | Patrick Ricard | | | | |
| RB | 27 | J.K. Dobbins | 43 | Justice Hill | 28 | Mike Davis 17 Kenyan Drake |

DEFENSE

| | | | | | | |
|------|----|----------------------|-----------|----------------------|----------------|---------------------------|
| DT | 92 | Justin Madubuike | 96 | Broderick Washington | | |
| NT | 96 | Broderick Washington | <u>98</u> | <u>Travis Jones</u> | | |
| DE | 93 | Calais Campbell | 97 | Brent Urban | | |
| RUSH | 99 | Odafe Oweh | 4 | Jason Pierre-Paul | | |
| MLB | 56 | Josh Bynes | 57 | Kristian Welch | | |
| WLB | 6 | Patrick Queen | 40 | Malik Harrison | 53 | Del'Shawn Phillips |
| SAM | 50 | Justin Houston^ | -or- | 40 | Malik Harrison | |
| CB | 24 | Marcus Peters | 21 | Brandon Stephens | <u>22</u> | <u>Damarion Williams</u> |
| SS | 36 | Chuck Clark | 26 | Geno Stone | | |
| FS | 32 | Marcus Williams | <u>14</u> | <u>Kyle Hamilton</u> | | |
| CB | 44 | Marlon Humphrey | 25 | Kevon Seymour | <u>5</u> | <u>Jalyn Armour-Davis</u> |

SPECIAL TEAMS

| | | | | | | |
|-----|-----------|---------------------|----|-----------------|-----------|--------------------------|
| P | <u>11</u> | <u>Jordan Stout</u> | | | | |
| K | 9 | Justin Tucker | | | | |
| H | <u>11</u> | <u>Jordan Stout</u> | | | | |
| LS | 46 | Nick Moore | | | | |
| KOR | 13 | Devin Duvernay | 43 | Justice Hill | | |
| PR | 13 | Devin Duvernay | 3 | James Proche II | <u>22</u> | <u>Damarion Williams</u> |

All Rookies Underlined

^ Missed Last Game w/ Injury

PRONUNCIATIONS

PLAYERS: Jeremiah Attaochu (uh-TAH-chew); Tyler Badie (BAY-dee); Vince Biegel (BEE-gull); Calais Campbell (cuh-LAY-us); Devin Duvernay (DOO-ver-nay); Daniel Faalele (FAH-ah-LAY-lay); Charlie Kolar (KOH-ler); Justin Madubuike (mad-uh-BEE-kay); Patrick Mekari (muh-CARE-ee); David Ojabo (oh-JOBB-oh); Odafe Oweh (uh-DAH-fay, O-way); James Proche II (pro-SHAY); Kevon Seymour (KEE-von); Tylan Wallace (TIE-luhn); Ar'Darius Washington (ar-DARE-ee-us); **COACHES:** Joe D'Alessandris (dell-ah-SAN-dress); D'Anton Lynn (DANT-in); Craig Ver Steeg (ver-STEGG); T.J. Weist (WEEST)

COACHING STAFF

John Harbaugh - Head Coach
Chris Horton - Special Teams Coordinator
Mike Macdonald - Defensive Coordinator
Greg Roman - Offensive Coordinator
Randy Brown - Special Teams Coach
Joe D'Alessandris - Offensive Line Coach
Mike Devlin - Asst. Offensive Line Coach
Kerry Dixon - Asst. Quarterbacks Coach
George Godsey - Tight Ends Coach
Chris Hewitt - Pass Game Coordinator / Secondary
Rob Leonard - Outside Linebackers Coach
D'Anton Lynn - Safeties Coach
Teo Martin - Wide Receivers Coach

Zach Orr - Inside Linebackers Coach
Ryan Osborn - Defensive Assistant
Jay Peterson - Defensive Assistant
Matt Robinson - Defensive Assistant
Steve Saunders - Head Strength & Conditioning Coach
Daniel Stern - Offensive Assistant
Travis Switzer - Offensive Assistant
James Urban - Quarterbacks Coach
Craig Ver Steeg - Running Backs Coach
Anthony Weaver - Asst. Head Coach / Defensive Line Coach
T.J. Weist - Special Teams Coach
Keith Williams - Pass Game Specialist

HOW THE RAVENS ARE BUILT

| YEAR | DRAFTEES (34) | FREE AGENTS (26) | TRADES (3) | UDFA (14) |
|------|---|---|----------------------------------|--|
| 2012 | | | | K Justin Tucker (FA '12) |
| 2015 | TE Nick Boyle (5a) | | | |
| 2016 | T Ronnie Stanley (1) | | | |
| 2017 | CB Marlon Humphrey (1) OLB Tyus Bowser (2) Ω S Chuck Clark (6) | | | FB Patrick Ricard (FA '17) |
| 2018 | QB Lamar Jackson (1b) TE Mark Andrews (3b) | | | RB Gus Edwards (FA '18) Ω |
| 2019 | RB Justice Hill (4a) G Ben Powers (4b) | | CB Marcus Peters (TR LAR '19) | OL Patrick Mekari (FA '19) |
| 2020 | ILB Patrick Queen (1) RB J.K. Dobbins (2) DT Justin Madubuike (3a) WR Devin Duvernay (3b) LB Malik Harrison (3c) DT Broderick Washington (5) WR James Proche II (6) S Geno Stone (7) | LS Nick Moore (FA '20) | DE Calais Campbell (TR Jax. '20) | C/G Trystan Colon (FA '20) QB Tyler Huntley (FA '20) LB Kristian Welch (FA '20) |
| 2021 | WR Rashod Bateman (1a) OLB Odafe Oweh (1b) G Ben Cleveland (3a) DB Brandon Stephens (3b) WR Tylan Wallace (4) OLB Daelin Hayes (5b) * | ILB Josh Bynes (FA '21) OLB Justin Houston (FA '21) T Ja'Wuan James (FA '21) * G Kahlil McKenzie (FA '21) ^ CB Kevon Seymour (FA '21) T David Sharpe (FA '21) ^ WR Binjimen Victor (FA '21) ^ G Kevin Zeitler (FA '21) | TE Josh Oliver (TR Jax. '21) | S Ar'Darius Washington (FA '21) ^ |
| 2022 | S Kyle Hamilton (1a) C Tyler Linderbaum (1b) OLB David Ojabo (2) δ DT Travis Jones (3) T Daniel Faalele (4a) CB Jalyn Armour-Davis (4b) TE Charlie Kolar (4c) * P Jordan Stout (4d) TE Isaiah Likely (4e) CB Damarion Williams (4f) RB Tyler Badie (6) ^ | OLB Jeremiah Attaochu (FA '22) ^ LB Vince Biegel (FA '22) * LB Brandon Copeland (FA '22) ^ RB Mike Davis (FA '22) RB Kenyan Drake (FA '22) CB Kyle Fuller (FA '22) * G Zack Johnson (FA '22) ^ FB/TE Ben Mason (FA '22) ^ OLB Steven Means (FA '22) * T Morgan Moses (UFA NYJ '22) LB Del'Shawn Phillips (FA '22) NT Michael Pierce (FA '22) * OLB Jason Pierre-Paul (FA '22) WR Demarcus Robinson (FA '22) DE Brent Urban (FA '22) S Marcus Williams (UFA NO '22) CB Daryl Worley (FA '22) ^ | | WR Slade Bolden (FA '22) * QB Anthony Brown (FA '22) ^ OLB Jeremiah Moon (FA '22) ^ DT Rayshad Nichols (FA '22) ^ ILB Josh Ross (FA '22) * WR Raleigh Webb (FA '22) ^ |

Key: *Injured Reserve, ^Practice Squad, RFA = Rookie Free Agent, RSFA = Restricted Free Agent, TR = Trade, UFA = Unrestricted Free Agent, δ = Reserve/NFI, Ω = Reserve/PUP

PARTICIPATION CHART

| PLAYERS | @ NYJ | MIA | @ NE | BUF | CIN | @ NYG | CLE | @ TB | @ NO | CAR | @ JAX | DEN | @ PIT | @ CLE | ATL | PIT | @ CIN | GP | GS | DNP | IN |
|----------------------|-------------|-------------|-------------|-------------|------|-------|-------|-------|------|-------|-------|------|-------|-------|-------|-----|-------|----|----|-----|----|
| | 9/11 | 9/18 | 9/25 | 10/2 | 10/9 | 10/16 | 10/23 | 10/27 | 11/7 | 11/20 | 11/27 | 12/4 | 12/11 | 12/18 | 12/24 | 1/1 | 1/8 | | | | |
| Mark Andrews | TE | TE | TE | TE | - | - | - | - | - | - | - | - | - | - | - | - | - | 4 | 4 | 0 | 0 |
| Jalyn Armour-Davis | P | P | DB | N | - | - | - | - | - | - | - | - | - | - | - | - | - | 3 | 1 | 0 | 1 |
| Tyler Badie | PS | PS | PS | PS | - | - | - | - | - | - | - | - | - | - | - | - | - | 0 | 0 | 0 | 0 |
| Rashod Bateman | WR | P | WR | WR | - | - | - | - | - | - | - | - | - | - | - | - | - | 4 | 3 | 0 | 0 |
| Vince Biegel | IR | IR | IR | IR | - | - | - | - | - | - | - | - | - | - | - | - | - | 0 | 0 | 0 | 0 |
| Slade Bolden | IR | IR | IR | IR | - | - | - | - | - | - | - | - | - | - | - | - | - | 0 | 0 | 0 | 0 |
| Tyus Bowser | R/PUP | R/PUP | R/PUP | R/PUP | - | - | - | - | - | - | - | - | - | - | - | - | - | 0 | 0 | 0 | 0 |
| Nick Boyle | N | N | P | P | - | - | - | - | - | - | - | - | - | - | - | - | - | 2 | 0 | 0 | 2 |
| Anthony Brown | PS | PS | PS | PS | - | - | - | - | - | - | - | - | - | - | - | - | - | 0 | 0 | 0 | 0 |
| Josh Bynes | MLB | MLB | MLB | MLB | - | - | - | - | - | - | - | - | - | - | - | - | - | 4 | 4 | 0 | 0 |
| Calais Campbell | DE | DE | DE | DE | - | - | - | - | - | - | - | - | - | - | - | - | - | 4 | 4 | 0 | 0 |
| T.J. Carrie | NOT | PS | PS | NOT | - | - | - | - | - | - | - | - | - | - | - | - | - | 0 | 0 | 0 | 0 |
| Chuck Clark | SS | SS | SS | SS | - | - | - | - | - | - | - | - | - | - | - | - | - | 4 | 4 | 0 | 0 |
| Ben Cleveland | P | P | P | P | - | - | - | - | - | - | - | - | - | - | - | - | - | 4 | 0 | 0 | 0 |
| Trystan Colon | P | X | X | X | - | - | - | - | - | - | - | - | - | - | - | - | - | 1 | 0 | 3 | 0 |
| Brandon Copeland | NOT | NOT | P | P | - | - | - | - | - | - | - | - | - | - | - | - | - | 2 | 0 | 0 | 0 |
| Mike Davis | P | P | P | P | - | - | - | - | - | - | - | - | - | - | - | - | - | 4 | 0 | 0 | 0 |
| J.K. Dobbins | N | N | RB | RB | - | - | - | - | - | - | - | - | - | - | - | - | - | 2 | 2 | 0 | 2 |
| Kenyan Drake | RB | RB | N | N | - | - | - | - | - | - | - | - | - | - | - | - | - | 2 | 2 | 0 | 2 |
| Devin Duvernay | WR | WR | WR | WR | - | - | - | - | - | - | - | - | - | - | - | - | - | 4 | 4 | 0 | 0 |
| Gus Edwards | R/PUP | R/PUP | R/PUP | R/PUP | - | - | - | - | - | - | - | - | - | - | - | - | - | 0 | 0 | 0 | 0 |
| Daniel Faaele | N | P | P | LT | - | - | - | - | - | - | - | - | - | - | - | - | - | 3 | 1 | 0 | 1 |
| Kyler Fackrell | PS | PS | NOT | NOT | - | - | - | - | - | - | - | - | - | - | - | - | - | 0 | 0 | 0 | 0 |
| Kyle Fuller | CB | IR | IR | IR | - | - | - | - | - | - | - | - | - | - | - | - | - | 1 | 1 | 0 | 0 |
| Kyle Hamilton | P | P | P | P | - | - | - | - | - | - | - | - | - | - | - | - | - | 4 | 0 | 0 | 0 |
| Malik Harrison | WLB | WLB | P | P | - | - | - | - | - | - | - | - | - | - | - | - | - | 4 | 2 | 0 | 0 |
| Daelin Hayes | IR | IR | IR | IR | - | - | - | - | - | - | - | - | - | - | - | - | - | 0 | 0 | 0 | 0 |
| Justice Hill | P | P | P | P | - | - | - | - | - | - | - | - | - | - | - | - | - | 4 | 0 | 0 | 0 |
| Justin Houston | P | P | RUSH | N | - | - | - | - | - | - | - | - | - | - | - | - | - | 3 | 1 | 0 | 1 |
| Marlon Humphrey | CB | CB | CB | CB | - | - | - | - | - | - | - | - | - | - | - | - | - | 4 | 4 | 0 | 0 |
| Tyler Huntley | X | X | X | X | - | - | - | - | - | - | - | - | - | - | - | - | - | 0 | 0 | 4 | 0 |
| Lamar Jackson | QB | QB | QB | QB | - | - | - | - | - | - | - | - | - | - | - | - | - | 4 | 4 | 0 | 0 |
| Ja'Wuan James | LT | IR | IR | IR | - | - | - | - | - | - | - | - | - | - | - | - | - | 1 | 1 | 0 | 0 |
| Travis Jones | N | N | P | P | - | - | - | - | - | - | - | - | - | - | - | - | - | 2 | 0 | 0 | 2 |
| Charlie Kolar | IR | IR | IR | IR | - | - | - | - | - | - | - | - | - | - | - | - | - | 0 | 0 | 0 | 0 |
| Isaiah Likely | P | P | P | P | - | - | - | - | - | - | - | - | - | - | - | - | - | 4 | 0 | 0 | 0 |
| Tyler Linderbaum | C | C | C | C | - | - | - | - | - | - | - | - | - | - | - | - | - | 4 | 4 | 0 | 0 |
| Isaiah Mack | PS | PS | PS | PS | - | - | - | - | - | - | - | - | - | - | - | - | - | 0 | 0 | 0 | 0 |
| Justin Madubuike | DT | DT | DT | P | - | - | - | - | - | - | - | - | - | - | - | - | - | 4 | 3 | 0 | 0 |
| Ben Mason | PS | PS | PS | PS | - | - | - | - | - | - | - | - | - | - | - | - | - | 0 | 0 | 0 | 0 |
| Kahlil McKenzie | PS | PS | PS | PS | - | - | - | - | - | - | - | - | - | - | - | - | - | 0 | 0 | 0 | 0 |
| Steven Means | P | P | IR | IR | - | - | - | - | - | - | - | - | - | - | - | - | - | 2 | 0 | 0 | 0 |
| Patrick Mekari | P | LT | LT | N | - | - | - | - | - | - | - | - | - | - | - | - | - | 3 | 2 | 0 | 1 |
| Jeremiah Moon | PS | PS | PS | PS | - | - | - | - | - | - | - | - | - | - | - | - | - | 0 | 0 | 0 | 0 |
| Nick Moore | P | P | P | P | - | - | - | - | - | - | - | - | - | - | - | - | - | 4 | 0 | 0 | 0 |
| Morgan Moses | RT | RT | RT | RT | - | - | - | - | - | - | - | - | - | - | - | - | - | 4 | 4 | 0 | 0 |
| Rayshad Nichols | PS | PS | PS | PS | - | - | - | - | - | - | - | - | - | - | - | - | - | 0 | 0 | 0 | 0 |
| David Ojabo | R/NFI | R/NFI | R/NFI | R/NFI | - | - | - | - | - | - | - | - | - | - | - | - | - | 0 | 0 | 0 | 0 |
| Josh Oliver | P | TE | P | P | - | - | - | - | - | - | - | - | - | - | - | - | - | 4 | 1 | 0 | 0 |
| Odafe Oweh | RUSH | RUSH | P | RUSH | - | - | - | - | - | - | - | - | - | - | - | - | - | 4 | 3 | 0 | 0 |
| Marcus Peters | N | CB | CB | CB | - | - | - | - | - | - | - | - | - | - | - | - | - | 3 | 3 | 0 | 1 |
| Del'Shawn Phillips | P | P | P | P | - | - | - | - | - | - | - | - | - | - | - | - | - | 4 | 0 | 0 | 0 |
| Michael Pierce | NT | NT | NT | IR | - | - | - | - | - | - | - | - | - | - | - | - | - | 3 | 3 | 0 | 0 |
| Jason Pierre-Paul | NOT | NOT | NOT | RUSH | - | - | - | - | - | - | - | - | - | - | - | - | - | 1 | 1 | 0 | 0 |
| Makai Polk | PS | PS | PS | NOT | - | - | - | - | - | - | - | - | - | - | - | - | - | 0 | 0 | 0 | 0 |
| Ben Powers | LG | LG | LG | LG | - | - | - | - | - | - | - | - | - | - | - | - | - | 4 | 4 | 0 | 0 |
| James Proche II | P | N | N | P | - | - | - | - | - | - | - | - | - | - | - | - | - | 2 | 0 | 0 | 2 |
| Patrick Queen | WLB | WLB | WLB | WLB | - | - | - | - | - | - | - | - | - | - | - | - | - | 4 | 4 | 0 | 0 |
| Patrick Ricard | FB | FB | FB | FB | - | - | - | - | - | - | - | - | - | - | - | - | - | 4 | 4 | 0 | 0 |
| Demarcus Robinson | P | P | P | P | - | - | - | - | - | - | - | - | - | - | - | - | - | 4 | 0 | 0 | 0 |
| Josh Ross | P | P | IR | IR | - | - | - | - | - | - | - | - | - | - | - | - | - | 2 | 0 | 0 | 0 |
| Kevon Seymour | PS | PS | PS | P | - | - | - | - | - | - | - | - | - | - | - | - | - | 1 | 0 | 0 | 0 |
| David Sharpe | PS | PS | PS | X | - | - | - | - | - | - | - | - | - | - | - | - | - | 0 | 0 | 1 | 0 |
| Ronnie Stanley | N | N | N | N | - | - | - | - | - | - | - | - | - | - | - | - | - | 0 | 0 | 0 | 4 |
| Brandon Stephens | P | N | P | DB | - | - | - | - | - | - | - | - | - | - | - | - | - | 3 | 1 | 0 | 1 |
| Geno Stone | P | P | P | P | - | - | - | - | - | - | - | - | - | - | - | - | - | 4 | 0 | 0 | 0 |
| Jordan Stout | P | P | P | P | - | - | - | - | - | - | - | - | - | - | - | - | - | 4 | 0 | 0 | 0 |
| Justin Tucker | P | P | P | P | - | - | - | - | - | - | - | - | - | - | - | - | - | 4 | 0 | 0 | 0 |
| Brent Urban | P | P | N | P | - | - | - | - | - | - | - | - | - | - | - | - | - | 3 | 0 | 0 | 1 |
| Binjimen Victor | PS | PS | PS | PS | - | - | - | - | - | - | - | - | - | - | - | - | - | 0 | 0 | 0 | 0 |
| Tylan Wallace | P | P | P | P | - | - | - | - | - | - | - | - | - | - | - | - | - | 4 | 0 | 0 | 0 |
| Ar'Darius Washington | PS | PS | PS | PS | - | - | - | - | - | - | - | - | - | - | - | - | - | 0 | 0 | 0 | 0 |
| Broderick Washington | P | P | P | DT | - | - | - | - | - | - | - | - | - | - | - | - | - | 4 | 1 | 0 | 0 |
| Raleigh Webb | PS | P | P | PS | - | - | - | - | - | - | - | - | - | - | - | - | - | 2 | 0 | 0 | 0 |
| Kristian Welch | P | P | P | P | - | - | - | - | - | - | - | - | - | - | - | - | - | 4 | 0 | 0 | 0 |
| Damarion Williams | P | P | P | P | - | - | - | - | - | - | - | - | - | - | - | - | - | 4 | 0 | 0 | 0 |
| Marcus Williams | FS | FS | FS | FS | - | - | - | - | - | - | - | - | - | - | - | - | - | 4 | 4 | 0 | 0 |
| Daryl Worley | PS | P | N | PS | - | - | - | - | - | - | - | - | - | - | - | - | - | 1 | 0 | 0 | 1 |
| Kevin Zeitler | RG | RG | RG | RG | - | - | - | - | - | - | - | - | - | - | - | - | - | 4 | 4 | 0 | 0 |

LEGEND:

Bold=Starters, P=Player was a substitution, N=On Inactive List, X=Did Not Play (Non-injury), IR=Injured Reserve, PS=Practice Squad, R/NFI=Reserve/NFIN, R/PUP=Reserved/PUP, NOT=Not on Roster



GAME-BY-GAME STARTERS

| OFFENSE | | | | | | | | | | | | |
|---------|-----------------|----------------|----------------|-----------------------|------------|-------------------------|---------------|--------------|------------------------------|---------------|----------------|--------------|
| DATE | OPPONENT | WR | WR | LT | LG | C | RG | RT | TE | QB | FB | RB |
| 9/11 | at N.Y. Jets | Rashod Bateman | Devin Duvernay | Ja'Wuan James | Ben Powers | <u>Tyler Linderbaum</u> | Kevin Zeitler | Morgan Moses | Mark Andrews | Lamar Jackson | Patrick Ricard | Kenyan Drake |
| 9/18 | Miami | -- | Devin Duvernay | Patrick Mekari | Ben Powers | <u>Tyler Linderbaum</u> | Kevin Zeitler | Morgan Moses | Mark Andrews/ Josh Oliver | Lamar Jackson | Patrick Ricard | Kenyan Drake |
| 9/25 | at New England | Rashod Bateman | Devin Duvernay | Patrick Mekari | Ben Powers | <u>Tyler Linderbaum</u> | Kevin Zeitler | Morgan Moses | Mark Andrews | Lamar Jackson | Patrick Ricard | J.K. Dobbins |
| 10/2 | Buffalo | Rashod Bateman | Devin Duvernay | <u>Daniel Faalele</u> | Ben Powers | <u>Tyler Linderbaum</u> | Kevin Zeitler | Morgan Moses | Mark Andrews | Lamar Jackson | Patrick Ricard | J.K. Dobbins |
| 10/9 | Cincinnati | -- | -- | -- | -- | -- | -- | -- | -- | -- | -- | -- |
| 10/16 | at N.Y. Giants | -- | -- | -- | -- | -- | -- | -- | -- | -- | -- | -- |
| 10/23 | Cleveland | -- | -- | -- | -- | -- | -- | -- | -- | -- | -- | -- |
| 10/27 | at Tampa Bay | -- | -- | -- | -- | -- | -- | -- | -- | -- | -- | -- |
| 11/7 | at New Orleans | -- | -- | -- | -- | -- | -- | -- | -- | -- | -- | -- |
| 11/20 | Carolina | -- | -- | -- | -- | -- | -- | -- | -- | -- | -- | -- |
| 11/27 | at Jacksonville | -- | -- | -- | -- | -- | -- | -- | -- | -- | -- | -- |
| 12/4 | Denver | -- | -- | -- | -- | -- | -- | -- | -- | -- | -- | -- |
| 12/11 | at Pittsburgh | -- | -- | -- | -- | -- | -- | -- | -- | -- | -- | -- |
| 12/18 | at Cleveland | -- | -- | -- | -- | -- | -- | -- | -- | -- | -- | -- |
| 12/24 | Atlanta | -- | -- | -- | -- | -- | -- | -- | -- | -- | -- | -- |
| 1/1 | Pittsburgh | -- | -- | -- | -- | -- | -- | -- | -- | -- | -- | -- |
| 1/8 | at Cincinnati | -- | -- | -- | -- | -- | -- | -- | -- | -- | -- | -- |

| DEFENSE | | | | | | | | | | | | | |
|---------|-----------------|----------------------|----------------|-----------------|----------------|------------|---------------|-------------------|---------------|-------------|-----------------|-----------------|---------------------------|
| DATE | OPPONENT | DT | NT | DE | RUSH | MLB | WLB | SAM | CB | SS | FS | CB | DB |
| 9/11 | at N.Y. Jets | Justin Madubuike | Michael Pierce | Calais Campbell | Odafe Oweh | Josh Bynes | Patrick Queen | Malik Harrison | Kyle Fuller | Chuck Clark | Marcus Williams | Marlon Humphrey | -- |
| 9/18 | Miami | Justin Madubuike | Michael Pierce | Calais Campbell | Odafe Oweh | Josh Bynes | Patrick Queen | Malik Harrison | Marcus Peters | Chuck Clark | Marcus Williams | Marlon Humphrey | -- |
| 9/25 | at New England | Justin Madubuike | Michael Pierce | Calais Campbell | Justin Houston | Josh Bynes | Patrick Queen | -- | Marcus Peters | Chuck Clark | Marcus Williams | Marlon Humphrey | <u>Jalyn Armour-Davis</u> |
| 10/2 | Buffalo | Broderick Washington | -- | Calais Campbell | Odafe Oweh | Josh Bynes | Patrick Queen | Jason Pierre-Paul | Marcus Peters | Chuck Clark | Marcus Williams | Marlon Humphrey | Brandon Stephens |
| 10/9 | Cincinnati | -- | -- | -- | -- | -- | -- | -- | -- | -- | -- | -- | -- |
| 10/16 | at N.Y. Giants | -- | -- | -- | -- | -- | -- | -- | -- | -- | -- | -- | -- |
| 10/23 | Cleveland | -- | -- | -- | -- | -- | -- | -- | -- | -- | -- | -- | -- |
| 10/27 | at Tampa Bay | -- | -- | -- | -- | -- | -- | -- | -- | -- | -- | -- | -- |
| 11/7 | at New Orleans | -- | -- | -- | -- | -- | -- | -- | -- | -- | -- | -- | -- |
| 11/20 | Carolina | -- | -- | -- | -- | -- | -- | -- | -- | -- | -- | -- | -- |
| 11/27 | at Jacksonville | -- | -- | -- | -- | -- | -- | -- | -- | -- | -- | -- | -- |
| 12/4 | Denver | -- | -- | -- | -- | -- | -- | -- | -- | -- | -- | -- | -- |
| 12/11 | at Pittsburgh | -- | -- | -- | -- | -- | -- | -- | -- | -- | -- | -- | -- |
| 12/18 | at Cleveland | -- | -- | -- | -- | -- | -- | -- | -- | -- | -- | -- | -- |
| 12/24 | Atlanta | -- | -- | -- | -- | -- | -- | -- | -- | -- | -- | -- | -- |
| 1/1 | Pittsburgh | -- | -- | -- | -- | -- | -- | -- | -- | -- | -- | -- | -- |
| 1/8 | at Cincinnati | -- | -- | -- | -- | -- | -- | -- | -- | -- | -- | -- | -- |

Rookies underlined.



2022 TRANSACTIONS

| DATE | POS. | PLAYER | TRANSACTION |
|------|-------|----------------------|--|
| 1/1 | OLB | Daelin Hayes | Placed on Injured Reserve |
| 1/1 | CB | Robert Jackson | Activated from practice squad (COVID-19 replacement) |
| 1/1 | S | Tony Jefferson II | Activated from practice squad (standard elevation) |
| 1/1 | T | Jaryd Jones-Smith | Activated from practice squad (standard elevation) |
| 1/1 | T | David Sharpe | Signed from the practice squad to the active roster |
| 1/1 | DB | Mazzi Wilkins | Placed on Practice Squad/COVID-19 |
| 1/4 | TE | Josh Oliver | Placed on Exempt/COVID-19, then reverted to the active roster on 1/6 |
| 1/4 | RB | Jacques Patrick | Signed to practice squad |
| 1/4 | CB | Kevin Toliver II | Activated off Practice Squad/COVID-19 |
| 1/6 | TE | Nick Boyle | Placed on Reserve/COVID-19 |
| 1/6 | RB | Justice Hill | Activated off Reserve/COVID-19 |
| 1/6 | FB/DL | Patrick Ricard | Placed on Injured Reserve |
| 1/6 | S | Ar'Darius Washington | Activated off Reserve/COVID-19 |
| 1/6 | FB/DL | Patrick Ricard | Placed on Reserve/COVID-19 |
| 1/8 | S | Tony Jefferson II | Signed from the practice squad to the active roster |
| 1/8 | T | Jaryd Jones-Smith | Activated from practice squad (COVID-19 replacement) |
| 1/8 | NT | Isaiah Mack | Activated from practice squad (standard elevation) |
| 1/8 | TE | Tony Poljan | Activated from practice squad (standard elevation) |
| 1/10 | CB | Robert Jackson | Signed to Reserve/Future contract |
| 1/10 | T | Jaryd Jones-Smith | Signed to Reserve/Future contract |
| 1/10 | G/DT | Kahlil McKenzie | Signed to Reserve/Future contract |
| 1/10 | WR | Jaylon Moore | Signed to Reserve/Future contract |
| 1/10 | C | Jimmy Murray | Signed to Reserve/Future contract |
| 1/10 | TE | Tony Poljan | Re-signed to Reserve/Future contract |
| 1/10 | CB | Kevin Toliver II | Re-signed to Reserve/Future contract |
| 1/10 | WR | Binjimen Victor | Re-signed to Reserve/Future contract |
| 1/13 | NT | Isaiah Mack | Re-signed to Reserve/Future contract |
| 1/17 | DB | Kevon Seymour | Re-signed |
| 1/18 | RB | Nate McCrary | Re-signed to Reserve/Future contract |
| 1/21 | FB/TE | Ben Mason | Signed to Reserve/Future contract |
| 2/25 | S | Tony Jefferson II | Re-signed |
| 3/9 | CB | Tavon Young | Terminated the contract of vested veteran |
| 3/17 | S | Marcus Williams | Signed unrestricted free agent |
| 3/17 | T | Morgan Moses | Signed unrestricted free agent |
| 3/23 | DT | Michael Pierce | Signed free agent |
| 3/24 | FB/DL | Patrick Ricard | Re-signed to a three-year contract extension |
| 4/13 | ILB | Josh Bynes | Re-signed |
| 4/14 | DT | Calais Campbell | Re-signed |
| 4/18 | WR | Miles Boykin | Released |
| 4/18 | C/G | Trystan Colon | Re-signed exclusive rights free agent |
| 4/18 | QB | Tyler Huntley | Re-signed exclusive rights free agent |
| 4/18 | LS | Nick Moore | Re-signed exclusive rights free agent |
| 4/18 | LB | Kristian Welch | Re-signed exclusive rights free agent |
| 4/28 | WR | Marquise Brown | Traded to the Arizona Cardinals in exchange for the 23rd overall selection in the 2022 NFL Draft |
| 5/6 | RB | Tyler Badie | Signed 2022 draft choice |
| 5/6 | WR | Slade Bolden | Signed undrafted rookie free agent |
| 5/6 | WR | Shemar Bridges | Signed undrafted rookie free agent |
| 5/6 | QB | Anthony Brown | Signed undrafted rookie free agent |
| 5/6 | WR | Trevon Clark | Signed undrafted rookie free agent |
| 5/6 | T | Aron Johnson | Signed undrafted rookie free agent |
| 5/6 | ILB | Zakoby McClain | Signed undrafted rookie free agent |
| 5/6 | OLB | Jeremiah Moon | Signed undrafted rookie free agent |
| 5/6 | DT | Rayshad Nichols | Signed undrafted rookie free agent |
| 5/6 | RB | Ricky Person | Signed undrafted rookie free agent |
| 5/6 | WR | Makai Polk | Signed undrafted rookie free agent |
| 5/6 | ILB | Josh Ross | Signed undrafted rookie free agent |
| 5/6 | CB | David Vereen | Signed undrafted rookie free agent |
| 5/6 | WR | Raleigh Webb | Signed undrafted rookie free agent |
| 5/6 | OLB | Chuck Wiley | Signed undrafted rookie free agent |
| 5/6 | CB | Denzel Williams | Signed undrafted rookie free agent |
| 5/6 | WR | Devon Williams | Signed undrafted rookie free agent |
| 5/10 | RB | Mike Davis | Signed |
| 5/11 | DT | Xavier Kelly | Waived |
| 5/16 | LB | Vince Biegel | Signed |
| 5/20 | DT | Travis Jones | Signed 2022 draft choice |
| 5/23 | ILB | Diego Fagot | Signed undrafted rookie free agent |
| 5/23 | DL | Brent Urban | Signed |
| 5/24 | S | Chris Moore | Waived |
| 5/26 | QB | Brett Hundley | Signed |
| 5/31 | CB | Kyle Fuller | Signed |
| 5/31 | T | Aron Johnson | Waived |
| 5/31 | CB | Kevin Toliver II | Waived |
| 6/2 | C | Tyler Linderbaum | Signed 2022 draft choice |
| 6/6 | TE | Isaiah Likely | Signed 2022 draft choice |
| 6/7 | S | Kyle Hamilton | Signed 2022 draft choice |
| 6/7 | CB | Damarion Williams | Signed 2022 draft choice |
| 6/9 | TE | Charlie Kolar | Signed 2022 draft choice |
| 6/13 | P | Jordan Stout | Signed 2022 draft choice |
| 6/14 | DE | Derek Wolfe | Terminated the contract of vested veteran (injury settlement) |
| 6/17 | OLB | Steven Means | Signed |
| 7/12 | OLB | Justin Houston | Re-signed |
| 7/21 | T | David Sharpe | Signed |
| 7/23 | CB | Iman Marshall | Waived |
| 7/26 | RB | Corey Clement | Signed |
| 7/27 | G | Ben Cleveland | Placed on the Reserve/Non-Football Injury (NFI) list |
| 7/27 | WR | Bailey Gaither | Signed |
| 8/2 | WR | Trevon Clark | Waived |
| 8/2 | OLB | David Ojabo | Signed 2022 draft choice |
| 8/8 | LB | Vince Biegel | Placed on Injured Reserve |
| 8/8 | K | Justin Tucker | Re-signed to a four-year contract extension |

| | | | |
|------|-------|----------------------|---|
| 8/8 | CB | Daryl Worley | Signed |
| 8/12 | OLB | Trent Harris | Signed |
| 8/12 | CB | Denzel Williams | Waived |
| 8/12 | WR | Devon Williams | Waived |
| 8/15 | RB | Corey Clement | Waived |
| 8/15 | CB | Robert Jackson | Waived |
| 8/16 | OLB | Trent Harris | Placed on Injured Reserve |
| 8/16 | QB | Brett Hundley | Terminated the contract of vested veteran |
| 8/23 | WR | Slade Bolden | Waived (injured) |
| 8/23 | RB | Gus Edwards | Placed on the Reserve/Physically Unable to Perform (PUP) list |
| 8/23 | ILB | Diego Fagot | Waived |
| 8/23 | WR | Bailey Gaither | Waived |
| 8/23 | T | Jaryd Jones-Smith | Waived |
| 8/23 | WR | Jaylon Moore | Waived |
| 8/23 | WR | Demarcus Robinson | Signed |
| 8/25 | OLB | Trent Harris | Placed on Injured Reserve, who later reached an injury settlement on 8/25 |
| 8/26 | OLB | Tyus Bowser | Placed on the Reserve/Physically Unable to Perform (PUP) list |
| 8/26 | P | Cameron Dicker | Signed |
| 8/29 | P | Cameron Dicker | Waived |
| 8/29 | C | Jimmy Murray | Waived |
| 8/30 | RB | Tyler Badie | Waived |
| 8/30 | WR | Shemar Bridges | Waived (injured), who reached an injury settlement on 9/5 |
| 8/30 | QB | Anthony Brown | Waived |
| 8/30 | OLB | Daelin Hayes | Waived (injured), who reverted to Injured Reserve on 8/31 |
| 8/30 | S | Tony Jefferson II | Terminated the contract of vested veteran |
| 8/30 | NT | Isaiah Mack | Waived |
| 8/30 | FB/TE | Ben Mason | Waived |
| 8/30 | ILB | Zakoby McClain | Waived |
| 8/30 | RB | Nate McCrary | Waived |
| 8/30 | G/DT | Kahlil McKenzie | Terminated the contract of vested veteran |
| 8/30 | OLB | Steven Means | Terminated the contract of vested veteran |
| 8/30 | OLB | Jeremiah Moon | Waived |
| 8/30 | DT | Rayshad Nichols | Waived |
| 8/30 | TE | Tony Poljan | Waived |
| 8/30 | WR | Makai Polk | Waived |
| 8/30 | DB | Kevon Seymour | Terminated the contract of vested veteran |
| 8/30 | T | David Sharpe | Terminated the contract of vested veteran |
| 8/30 | DE | Brent Urban | Terminated the contract of vested veteran |
| 8/30 | CB | David Vereen | Waived |
| 8/30 | WR | Binjimen Victor | Waived |
| 8/30 | S | Ar'Darius Washington | Waived |
| 8/30 | WR | Raleigh Webb | Waived |
| 8/30 | OLB | Chuck Wiley | Waived |
| 8/30 | CB | Daryl Worley | Terminated the contract of vested veteran |
| 8/31 | RB | Tyler Badie | Signed to practice squad |
| 8/31 | QB | Anthony Brown | Signed to practice squad |
| 8/31 | DT | Aaron Crawford | Waived (injury settlement) |
| 8/31 | RB | Kenyan Drake | Signed |
| 8/31 | TE | Charlie Kolar | Placed on Injured Reserve |
| 8/31 | NT | Isaiah Mack | Signed to practice squad |
| 8/31 | G/DT | Kahlil McKenzie | Signed to practice squad |
| 8/31 | OLB | Steven Means | Signed to practice squad |
| 8/31 | OLB | Jeremiah Moon | Signed to practice squad |
| 8/31 | DL | Rayshad Nichols | Signed to practice squad |
| 8/31 | OLB | David Ojabo | Placed on the Reserve/Non-Football Injury (NFI) list |
| 8/31 | OLB | Del'Shawn Phillips | Signed |
| 8/31 | G/T | Tyre Phillips | Waived |
| 8/31 | WR | Makai Polk | Signed to practice squad |
| 8/31 | DB | Kevon Seymour | Signed to practice squad |
| 8/31 | T | David Sharpe | Signed to practice squad |
| 8/31 | DE | Brent Urban | Re-signed |
| 8/31 | WR | Binjimen Victor | Signed to practice squad |
| 8/31 | S | Ar'Darius Washington | Signed to practice squad |
| 8/31 | WR | Raleigh Webb | Signed to practice squad |
| 8/31 | CB | Daryl Worley | Signed to practice squad |
| 8/31 | FB/TE | Ben Mason | Signed to practice squad |
| 9/7 | LB | Kyler Fackrell | Signed to practice squad |
| 9/10 | OLB | Steven Means | Activated from practice squad (standard elevation) |
| 9/13 | CB | Kyle Fuller | Placed on Injured Reserve |
| 9/13 | T | Ja'Wuan James | Placed on Injured Reserve |
| 9/14 | CB | T.J. Carrie | Signed to practice squad |
| 9/14 | OLB | Steven Means | Signed from the practice squad to the active roster |
| 9/17 | WR | Raleigh Webb | Activated from practice squad (standard elevation) |
| 9/17 | CB | Daryl Worley | Signed from the practice squad to the active roster |
| 9/19 | LB | Kyler Fackrell | Terminated from practice squad |
| 9/19 | OLB | Steven Means | Placed on Injured Reserve |
| 9/19 | LB | Josh Ross | Placed on Injured Reserve |
| 9/21 | LB | Brandon Copeland | Signed to practice squad |
| 9/24 | LB | Brandon Copeland | Activated from practice squad (standard elevation) |
| 9/24 | WR | Raleigh Webb | Activated from practice squad (standard elevation) |
| 9/26 | OLB | Jeremiah Attaochu | Signed to practice squad |
| 9/26 | OLB | Jason Pierre-Paul | Signed free agent |
| 9/27 | CB | T.J. Carrie | Terminated from the practice squad |
| 9/27 | G | Zack Johnson | Signed to practice squad |
| 9/27 | WR | Makai Polk | Terminated from practice squad |
| 9/27 | CB | Daryl Worley | Terminated the contract of vested veteran |
| 9/28 | CB | Daryl Worley | Signed to practice squad |
| 9/29 | NT | Michael Pierce | Placed on Injured Reserve |
| 10/1 | LB | Brandon Copeland | Activated from practice squad (standard elevation) |
| 10/1 | CB | Kevon Seymour | Signed from the practice squad to the active roster |
| 10/1 | T | David Sharpe | Activated from practice squad (standard elevation) |



2022 STATISTICS

| WON 2, LOST 2 | | | | HEAD COACH: JOHN HARBAUGH | |
|---------------|---|-------|----------------|---------------------------|--|
| 09/11 | W | 24-9 | at N.Y. Jets | 78,827 | |
| 09/18 | L | 38-42 | Miami | 70,582 | |
| 09/25 | W | 37-26 | at New England | 65,878 | |
| 10/02 | L | 20-23 | Buffalo | 70,494 | |

| TEAM STATISTICS | | BAL | OPP. |
|----------------------------------|--|----------------|----------------|
| FIRST DOWNS | | 77 | 95 |
| Rushing | | 31 | 25 |
| Passing | | 39 | 66 |
| Penalty | | 7 | 4 |
| Third Down-Made/Att | | 19/47 | 15/45 |
| Third Down Efficiency | | 40.4% | 33.3% |
| Fourth Down-Made/Att | | 2/5 | 7/9 |
| Fourth Down Efficiency | | 40.0% | 77.8% |
| TOTAL NET YARDS | | 1,437 | 1,700 |
| Avg. Per Game | | 359.3 | 425.0 |
| Total Plays | | 230 | 273 |
| Avg. Per Play | | 6.2 | 6.2 |
| NET YARDS RUSHING | | 568 | 439 |
| Avg. Per Game | | 142.0 | 109.8 |
| Total Rushes | | 105 | 88 |
| Avg. Per Rush | | 5.4 | 5.0 |
| NET YARDS PASSING | | 869 | 1,261 |
| Avg. Per Game | | 217.3 | 315.3 |
| Sacked/Yards Lost | | 8/24 | 8/51 |
| Gross Yards | | 893 | 1,312 |
| Attempts/Completions | | 117/76 | 177/114 |
| Pct. of Completion | | 65.0% | 64.4% |
| Had Intercepted | | 4 | 7 |
| PUNTS/AVERAGE | | 14/46.9 | 13/43.9 |
| Net Punting Average | | 39.9 | 38.0 |
| PUNT RETURN/AVG. | | 5/15.4 | 6/9.7 |
| KICKOFF RETURN/AVG. | | 4/42.0 | 7/22.4 |
| INTERCEPTION RETURN/AVG. | | 7/9.6 | 4/3.8 |
| PENALTIES/YARDS | | 17/114 | 21/179 |
| FUMBLES/BALL LOST | | 3/1 | 7/3 |
| TOUCHDOWNS | | 15 | 12 |
| Rushing | | 3 | 4 |
| Passing | | 11 | 8 |
| Returns | | 1 | 0 |
| EXTRA POINTS/ATTEMPTS | | 14/15 | 10/11 |
| TWO POINT CONVERSION/ATT. | | 0/0 | 0/1 |
| FIELD GOALS/ATTEMPTS | | 5/5 | 6/7 |
| AVG. TIME OF POSSESSION | | 30:23 | 29:37 |

| * SCORE BY PERIODS | Q1 | Q2 | Q3 | Q4 | OT | PTS |
|--------------------|----|----|----|----|----|-----|
| TEAM | 31 | 41 | 38 | 9 | 0 | 119 |
| OPPONENTS | 3 | 30 | 24 | 43 | 0 | 100 |

| SCORING | TD | RU | PA | RT | K-PAT | FG | 2PT | S | PTS |
|-------------|----|----|----|----|-------|-----|-----|---|-----|
| J. Tucker | 0 | 0 | 0 | 0 | 14/15 | 5/5 | 0 | 0 | 29 |
| D. Duvernay | 4 | 0 | 3 | 1 | 0/0 | 0/0 | 0 | 0 | 24 |
| M. Andrews | 3 | 0 | 3 | 0 | 0/0 | 0/0 | 0 | 0 | 18 |
| R. Bateman | 2 | 0 | 2 | 0 | 0/0 | 0/0 | 0 | 0 | 12 |
| J. Dobbins | 2 | 1 | 1 | 0 | 0/0 | 0/0 | 0 | 0 | 12 |
| L. Jackson | 2 | 2 | 0 | 0 | 0/0 | 0/0 | 0 | 0 | 12 |
| J. Oliver | 1 | 0 | 1 | 0 | 0/0 | 0/0 | 0 | 0 | 6 |
| D. Robinson | 1 | 0 | 1 | 0 | 0/0 | 0/0 | 0 | 0 | 6 |
| TEAM | 15 | 3 | 11 | 1 | 14/15 | 5/5 | 0 | 0 | 119 |
| OPPONENTS | 12 | 4 | 8 | 0 | 10/11 | 6/7 | 0 | 0 | 100 |

SACKS: J. Houston 2.0, J. Madubuike 1.5, P. Queen 1.5, O. Oweh 1.0, C. Campbell 1.0, B. Copeland 1.0, (group) 0.0, TM 8.0, OPP 8.0

| * PASSING | ATT | CMP | YDS | CMP% | YDS/ATT | TD | TD% | INT | INT% | LONG | SACK/LOST | RATING |
|------------|-----|-----|-------|------|---------|----|-----|-----|------|------|-----------|--------|
| L. Jackson | 117 | 76 | 893 | 65.0 | 7.6 | 11 | 9.4 | 4 | 3.4 | 75t | 8/24 | 105.1 |
| TEAM | 117 | 76 | 893 | 65.0 | 7.6 | 11 | 9.4 | 4 | 3.4 | 75t | 8.0/24 | 105.1 |
| OPPONENTS | 177 | 114 | 1,312 | 64.4 | 7.4 | 8 | 4.5 | 7 | 4.0 | 60t | 8.0/51 | 85.2 |

| * RUSHING | NO. | YDS | AVG | LONG | TD |
|-------------|-----|-----|------|------|----|
| L. Jackson | 37 | 316 | 8.5 | 79t | 2 |
| J. Hill | 19 | 125 | 6.6 | 34 | 0 |
| J. Dobbins | 20 | 64 | 3.2 | 16 | 1 |
| K. Drake | 17 | 39 | 2.3 | 8 | 0 |
| M. Davis | 7 | 15 | 2.1 | 10 | 0 |
| P. Ricard | 2 | 8 | 4.0 | 5 | 0 |
| M. Andrews | 1 | 3 | 3.0 | 3 | 0 |
| D. Duvernay | 2 | -2 | -1.0 | 2 | 0 |
| TEAM | 105 | 568 | 5.4 | 79t | 3 |
| OPPONENTS | 88 | 439 | 5.0 | 28 | 4 |

| * RECEIVING | TAR | NO. | YDS | AVG | LONG | TD |
|-------------|-----|-----|-------|------|------|----|
| M. Andrews | 36 | 24 | 260 | 10.0 | 25 | 3 |
| D. Duvernay | 13 | 12 | 172 | 14.0 | 26 | 3 |
| R. Bateman | 22 | 11 | 243 | 22.0 | 75t | 2 |
| J. Dobbins | 6 | 6 | 39 | 6.0 | 20 | 1 |
| I. Likely | 11 | 5 | 51 | 10.0 | 34 | 0 |
| P. Ricard | 5 | 5 | 36 | 7.0 | 12 | 0 |
| D. Robinson | 10 | 5 | 41 | 8.0 | 12t | 1 |
| J. Hill | 4 | 4 | 19 | 4.0 | 10 | 0 |
| J. Oliver | 2 | 2 | 8 | 4.0 | 7 | 1 |
| K. Drake | 1 | 1 | 15 | 15.0 | 15 | 0 |
| T. Wallace | 3 | 1 | 9 | 9.0 | 9 | 0 |
| TEAM | 113 | 76 | 893 | 11.8 | 75t | 11 |
| OPPONENTS | 173 | 114 | 1,312 | 11.5 | 60t | 8 |

| * INTERCEPTIONS | NO. | YDS | AVG | LONG | TD |
|-----------------|-----|-----|------|------|----|
| M. Williams | 3 | 33 | 11.0 | 33 | 0 |
| M. Humphrey | 2 | 26 | 13.0 | 26 | 0 |
| M. Peters | 1 | 8 | 8.0 | 8 | 0 |
| J. Bynes | 1 | 0 | 0.0 | 0 | 0 |
| TEAM | 7 | 67 | 9.6 | 33 | 0 |
| OPPONENTS | 4 | 15 | 3.8 | 15 | 0 |

| * OFFENSIVE FUMBLES | FUM | LST | REC | TD |
|---------------------|-----|-----|-----|----|
| R. Bateman | 1 | 1 | 0 | 0 |
| M. Davis | 1 | 0 | 2 | 0 |
| L. Jackson | 1 | 0 | 0 | 0 |
| TEAM | 3 | 1 | 2 | 0 |
| OPPONENTS | 7 | 3 | 3 | 0 |

| * PUNTING | NO. | YDS | AVG | NET | TB | IN | LG | B |
|-----------|-----|-----|------|------|----|----|----|---|
| J. Stout | 14 | 657 | 46.9 | 39.9 | 2 | 4 | 64 | 0 |
| TEAM | 14 | 657 | 46.9 | 39.9 | 2 | 4 | 64 | 0 |
| OPPONENTS | 13 | 571 | 43.9 | 38.0 | 0 | 4 | 56 | 0 |

| * PUNT RETURNS | RET | FC | YDS | AVG | LONG | TD |
|----------------|-----|----|-----|------|------|----|
| D. Duvernay | 5 | 3 | 77 | 15.4 | 43 | 0 |
| TEAM | 5 | 3 | 77 | 15.4 | 43 | 0 |
| OPPONENTS | 6 | 3 | 58 | 9.7 | 17 | 0 |

| * KICKOFF RETURNS | NO. | YDS | AVG | LONG | TD |
|-------------------|-----|-----|------|------|----|
| D. Duvernay | 4 | 168 | 42.0 | 103t | 1 |
| TEAM | 4 | 168 | 42.0 | 103t | 1 |
| OPPONENTS | 7 | 157 | 22.4 | 42 | 0 |

| * FIELD GOALS | 1-19 | 20-29 | 30-39 | 40-49 | 50+ |
|---------------|------|-------|-------|-------|-----|
| J. Tucker | 0/0 | 1/1 | 0/0 | 1/1 | 3/3 |
| TEAM | 0/0 | 1/1 | 0/0 | 1/1 | 3/3 |
| OPPONENTS | 0/0 | 1/1 | 3/3 | 1/2 | 1/1 |

J. Tucker: (24G) (51G) (56G) (42G, 51G)
OPP: (45WL, 45G) (35G, 50G) (38G, 39G, 21G)

2-Pt Conv: TM 0-0, OPP 0-2

2022 DEFENSIVE STATISTICS

2022 REGULAR SEASON BALTIMORE RAVENS DEFENSIVE STATS (THROUGH WEEK 4)

| PLAYER | TOTAL | TKL. | ASST | TFL | SACKS/YDS. | QBH | FR | FF | INT./YDS. | PD |
|-----------------------|------------|------------|-----------|-----------|-----------------|-----------|----------|----------|-------------|-----------|
| Williams, Marcus | 31 | 24 | 7 | 1 | 0.0/0.0 | 0 | 1 | 0 | 3/33 | 4 |
| Clark, Chuck | 27 | 18 | 9 | 0 | 0.0/0.0 | 0 | 0 | 1 | 0/0 | 0 |
| Queen, Patrick | 24 | 17 | 7 | 2 | 1.5/9.5 | 7 | 0 | 0 | 0/0 | 1 |
| Humphrey, Marlon | 19 | 14 | 5 | 0 | 0.0/0.0 | 1 | 1 | 0 | 2/26 | 2 |
| Oweh, Odafe | 17 | 14 | 3 | 2 | 1.0/12.0 | 2 | 0 | 1 | 0/0 | 0 |
| Bynes, Josh | 14 | 12 | 2 | 0 | 0.0/0.0 | 0 | 0 | 0 | 1/0 | 2 |
| Madubuike, Justin | 13 | 6 | 7 | 4 | 1.5/7.5 | 3 | 0 | 0 | 0/0 | 2 |
| Campbell, Calais | 12 | 5 | 7 | 1 | 1.0/1.0 | 2 | 0 | 0 | 0/0 | 1 |
| Hamilton, Kyle | 9 | 6 | 3 | 0 | 0.0/0.0 | 0 | 0 | 1 | 0/0 | 1 |
| Peters, Marcus | 9 | 5 | 4 | 0 | 0.0/0.0 | 0 | 1 | 1 | 1/8 | 3 |
| Harrison, Malik | 7 | 4 | 3 | 0 | 0.0/0.0 | 0 | 0 | 0 | 0/0 | 0 |
| Washington, Broderick | 7 | 5 | 2 | 1 | 0.0/0.0 | 1 | 0 | 0 | 0/0 | 1 |
| Houston, Justin | 6 | 4 | 2 | 2 | 2.0/14.0 | 3 | 0 | 0 | 0/0 | 0 |
| Pierce, Michael | 6 | 4 | 2 | 0 | 0.0/0.0 | 1 | 0 | 1 | 0/0 | 0 |
| Stephens, Brandon | 6 | 5 | 1 | 0 | 0.0/0.0 | 0 | 0 | 0 | 0/0 | 4 |
| Armour-Davis, Jalyn | 5 | 3 | 2 | 1 | 0.0/0.0 | 0 | 0 | 0 | 0/0 | 1 |
| Williams, Damarion | 5 | 4 | 1 | 0 | 0.0/0.0 | 0 | 0 | 0 | 0/0 | 2 |
| Pierre-Paul, Jason | 4 | 3 | 1 | 0 | 0.0/0.0 | 0 | 0 | 0 | 0/0 | 0 |
| Copeland, Brandon | 3 | 2 | 1 | 1 | 1.0/7.0 | 1 | 0 | 0 | 0/0 | 0 |
| Fuller, Kyle | 3 | 3 | 0 | 0 | 0.0/0.0 | 0 | 0 | 0 | 0/0 | 0 |
| Jones, Travis | 2 | 1 | 1 | 0 | 0.0/0.0 | 0 | 0 | 0 | 0/0 | 0 |
| Stone, Geno | 2 | 1 | 1 | 0 | 0.0/0.0 | 0 | 0 | 0 | 0/0 | 0 |
| Means, Steven | 1 | 1 | 0 | 0 | 0.0/0.0 | 0 | 0 | 0 | 0/0 | 0 |
| (group) | -- | -- | -- | -- | 0.0/0.0 | -- | -- | -- | --/-- | -- |
| TOTALS | 232 | 161 | 71 | 15 | 8.0/51.0 | 21 | 3 | 5 | 7/67 | 24 |

ASST=Assist, TFL=Tackle for a Loss, Int.=Interception, FR=Fumble Recovery, FF=Forced Fumble, PD=Pass Defense

| 2022 RAVENS SPECIAL TEAMS | | | | |
|---------------------------|---------------------|-----------|-----------|----------|
| POS. | PLAYER | TTL. | SOLO | ASST. |
| LB | Phillips, Del'Shawn | 3 | 2 | 1 |
| RB | Hill, Justice | 2 | 2 | 0 |
| ILB | Ross, Josh | 2 | 1 | 1 |
| S | Stone, Geno | 2 | 1 | 1 |
| CB | Armour-Davis, Jalyn | 1 | 1 | 0 |
| S | Hamilton, Kyle | 1 | 0 | 1 |
| LB | Harrison, Malik | 1 | 0 | 1 |
| LS | Moore, Nick | 1 | 1 | 0 |
| DB | Stephens, Brandon | 1 | 1 | 0 |
| K | Tucker, Justin | 1 | 1 | 0 |
| WR | Webb, Raleigh | 1 | 0 | 1 |
| CB | Williams, Damarion | 1 | 0 | 1 |
| TOTALS | | 17 | 10 | 7 |

| DEFENSIVE STATS BY RANK | | | | | | | | | |
|-------------------------|-----|------------------|-----|-----------------------|-----|-----------------------|-----|-----------------------|-----|
| SACKS | | INTERCEPTIONS | | TACKLES FOR LOSS | | PASSES DEFENSED | | QBH | |
| PLAYER | NO. | PLAYER | NO. | PLAYER | NO. | PLAYER | NO. | PLAYER | NO. |
| Houston, Justin | 2.0 | Williams, Marcus | 3 | Madubuike, Justin | 4 | Stephens, Brandon | 4 | Queen, Patrick | 7 |
| Madubuike, Justin | 1.5 | Humphrey, Marlon | 2 | Houston, Justin | 2 | Williams, Marcus | 4 | Houston, Justin | 3 |
| Queen, Patrick | 1.5 | Bynes, Josh | 1 | Oweh, Odafe | 2 | Peters, Marcus | 3 | Madubuike, Justin | 3 |
| Campbell, Calais | 1.0 | Peters, Marcus | 1 | Queen, Patrick | 2 | Bynes, Josh | 2 | Campbell, Calais | 2 |
| Copeland, Brandon | 1.0 | | | Armour-Davis, Jalyn | 1 | Humphrey, Marlon | 2 | Oweh, Odafe | 2 |
| Oweh, Odafe | 1.0 | | | Campbell, Calais | 1 | Madubuike, Justin | 2 | Copeland, Brandon | 1 |
| | | | | Copeland, Brandon | 1 | Williams, Damarion | 2 | Humphrey, Marlon | 1 |
| | | | | Washington, Broderick | 1 | Armour-Davis, Jalyn | 1 | Pierce, Michael | 1 |
| | | | | Williams, Marcus | 1 | Campbell, Calais | 1 | Washington, Broderick | 1 |
| | | | | | | Hamilton, Kyle | 1 | | |
| | | | | | | Queen, Patrick | 1 | | |
| | | | | | | Washington, Broderick | 1 | | |

| FORCED FUMBLES | | FUMBLE RECOVERIES | |
|-----------------|-----|-------------------|-----|
| PLAYER | NO. | PLAYER | NO. |
| Clark, Chuck | 1 | Humphrey, Marlon | 1 |
| Hamilton, Kyle | 1 | Peters, Marcus | 1 |
| Oweh, Odafe | 1 | Williams, Marcus | 1 |
| Peters, Marcus | 1 | | |
| Pierce, Michael | 1 | | |

GAME-BY-GAME OFFENSE

| 2022 REGULAR SEASON RAVENS GAME-BY-GAME OFFENSE | | | | | | | | | | | | | | | | | | |
|---|-------|-------|-------|-------|-------|-------|-------|-------|-------|-------|-------|-------|-------|-------|-------|-------|-------|--------|
| | 09/11 | 09/18 | 09/25 | 10/02 | 10/09 | 10/16 | 10/23 | 10/27 | 11/07 | 11/20 | 11/27 | 12/04 | 12/11 | 12/18 | 12/24 | 01/01 | 01/08 | Totals |
| | @ NYJ | MIA | @ NE | BUF | CIN | @ NYG | CLE | @ TB | @ NO | CAR | @ JAX | DEN | @ PIT | @ CLE | ATL | PIT | @ CIN | |
| FIRST DOWNS | | | | | | | | | | | | | | | | | | |
| Total | 13 | 23 | 19 | 22 | | | | | | | | | | | | | | 77 |
| Rushing | 4 | 6 | 8 | 13 | | | | | | | | | | | | | | 31 |
| Passing | 8 | 13 | 11 | 7 | | | | | | | | | | | | | | 39 |
| Penalty | 1 | 4 | 0 | 2 | | | | | | | | | | | | | | 7 |
| THIRD DOWNS | | | | | | | | | | | | | | | | | | |
| Attempts | 13 | 10 | 11 | 13 | | | | | | | | | | | | | | 47 |
| Converted | 5 | 3 | 5 | 6 | | | | | | | | | | | | | | 19 |
| Percentage | 38.5% | 30.0% | 45.5% | 46.2% | | | | | | | | | | | | | | 40.4% |
| FOURTH DOWNS | | | | | | | | | | | | | | | | | | |
| Attempts | 0 | 3 | 0 | 2 | | | | | | | | | | | | | | 5 |
| Converted | 0 | 1 | 0 | 1 | | | | | | | | | | | | | | 2 |
| Percentage | 0 | 33.3% | 0 | 50.0% | | | | | | | | | | | | | | 40.0% |
| TOT. OFFENSE | | | | | | | | | | | | | | | | | | |
| Net Yards | 274 | 473 | 394 | 296 | | | | | | | | | | | | | | 1,437 |
| Plays | 53 | 54 | 59 | 64 | | | | | | | | | | | | | | 230 |
| Avg./Play | 5.2 | 8.8 | 6.7 | 4.6 | | | | | | | | | | | | | | 6.2 |
| RUSHING | | | | | | | | | | | | | | | | | | |
| Net Yards | 63 | 155 | 188 | 162 | | | | | | | | | | | | | | 568 |
| Rush. Att. | 21 | 25 | 26 | 33 | | | | | | | | | | | | | | 105 |
| Avg./Att. | 3.0 | 6.2 | 7.2 | 4.9 | | | | | | | | | | | | | | 5.4 |
| PASSING | | | | | | | | | | | | | | | | | | |
| Net Yards | 211 | 318 | 206 | 134 | | | | | | | | | | | | | | 869 |
| Attempts | 30 | 29 | 29 | 29 | | | | | | | | | | | | | | 117 |
| Completions | 17 | 21 | 18 | 20 | | | | | | | | | | | | | | 76 |
| Completion Pct | 56.7% | 72.4% | 62.1% | 69.0% | | | | | | | | | | | | | | 65.0% |
| Avg. Gain Per Pass Play | 6.6 | 11.0 | 6.2 | 4.3 | | | | | | | | | | | | | | 7.0 |
| Intercepted | 1 | 0 | 1 | 2 | | | | | | | | | | | | | | 4 |
| Gross Yards | 213 | 318 | 218 | 144 | | | | | | | | | | | | | | 893 |
| Sacked | 2.0 | 0.0 | 4.0 | 2.0 | | | | | | | | | | | | | | 8.0 |
| Yards Lost | 2 | 0 | 12 | 10 | | | | | | | | | | | | | | 24 |
| PENALTIES | | | | | | | | | | | | | | | | | | |
| Number | 5 | 1 | 2 | 9 | | | | | | | | | | | | | | 17 |
| Yards | 29 | 5 | 10 | 70 | | | | | | | | | | | | | | 114 |
| FUMBLES | | | | | | | | | | | | | | | | | | |
| Number | 1 | 1 | 1 | 0 | | | | | | | | | | | | | | 3 |
| Lost | 0 | 0 | 1 | 0 | | | | | | | | | | | | | | 1 |
| PUNTING | | | | | | | | | | | | | | | | | | |
| Yards | 291 | 81 | 133 | 152 | | | | | | | | | | | | | | 657 |
| Punts | 6 | 2 | 3 | 3 | | | | | | | | | | | | | | 14 |
| Net Avg. | 40.2 | 36.5 | 40.0 | 41.7 | | | | | | | | | | | | | | 39.9 |
| Gross Avg. | 48.5 | 40.5 | 44.3 | 50.7 | | | | | | | | | | | | | | 46.9 |
| Touchbacks | 1 | 0 | 0 | 1 | | | | | | | | | | | | | | 2 |
| Punts Blocked | 0 | 0 | 0 | 0 | | | | | | | | | | | | | | 0 |
| Punt Returns | 2 | 1 | 2 | 0 | | | | | | | | | | | | | | 5 |
| Punt Return Yards | 17 | 5 | 55 | 0 | | | | | | | | | | | | | | 77 |
| Punt Return Avg. | 8.5 | 5.0 | 27.5 | 0 | | | | | | | | | | | | | | 15.4 |
| Inside 20 | 3 | 0 | 1 | 0 | | | | | | | | | | | | | | 4 |
| Fair Catches | 2 | 0 | 0 | 1 | | | | | | | | | | | | | | 3 |
| SCORING | | | | | | | | | | | | | | | | | | |
| Points | 24 | 38 | 37 | 20 | | | | | | | | | | | | | | 119 |
| Q1 | 3 | 7 | 7 | 14 | | | | | | | | | | | | | | 31 |
| Q2 | 7 | 21 | 7 | 6 | | | | | | | | | | | | | | 41 |
| Q3 | 14 | 7 | 17 | 0 | | | | | | | | | | | | | | 38 |
| Q4 | 0 | 3 | 6 | 0 | | | | | | | | | | | | | | 9 |
| OT | 0 | 0 | 0 | 0 | | | | | | | | | | | | | | 0 |
| TD Rushing | 0 | 1 | 1 | 1 | | | | | | | | | | | | | | 3 |
| TD Passing | 3 | 3 | 4 | 1 | | | | | | | | | | | | | | 11 |
| TD KO Returns | 0 | 1 | 0 | 0 | | | | | | | | | | | | | | 1 |
| TD Punt Returns | 0 | 0 | 0 | 0 | | | | | | | | | | | | | | 0 |
| TD Sp. Teams | 0 | 0 | 0 | 0 | | | | | | | | | | | | | | 0 |
| TD Def. Returns | 0 | 0 | 0 | 0 | | | | | | | | | | | | | | 0 |
| Total TDs | 3 | 5 | 5 | 2 | | | | | | | | | | | | | | 15 |
| PAT Attempts | 3 | 5 | 5 | 2 | | | | | | | | | | | | | | 15 |
| PAT Made | 3 | 5 | 4 | 2 | | | | | | | | | | | | | | 14 |
| FG Attempts | 1 | 1 | 1 | 2 | | | | | | | | | | | | | | 5 |
| FG Made | 1 | 1 | 1 | 2 | | | | | | | | | | | | | | 5 |
| Safety | 0 | 0 | 0 | 0 | | | | | | | | | | | | | | 0 |
| 2-Pt Attempts | 0 | 0 | 0 | 0 | | | | | | | | | | | | | | 0 |
| 2-Pt Made | 0 | 0 | 0 | 0 | | | | | | | | | | | | | | 0 |
| Time of Possession | 27:30 | 25:13 | 30:36 | 38:10 | | | | | | | | | | | | | | 121:29 |
| KICKOFFS | | | | | | | | | | | | | | | | | | |
| Kickoff Returns | 0 | 1 | 1 | 2 | | | | | | | | | | | | | | 4 |
| Kickoff Return Yards | 0 | 103 | 25 | 40 | | | | | | | | | | | | | | 168 |
| Kickoff Return Avg. | 0 | 103.0 | 25.0 | 20.0 | | | | | | | | | | | | | | 42.0 |

GAME-BY-GAME DEFENSE

| 2022 REGULAR SEASON RAVENS GAME-BY-GAME DEFENSE | | | | | | | | | | | | | | | | | | |
|---|-------------------|--------------|------------------|--------------|--------------|-------------------|--------------|------------------|------------------|--------------|-------------------|--------------|-------------------|-------------------|--------------|--------------|-------------------|--------|
| | 09/11 @ NYJ | 09/18 MIA | 09/25 @ NE | 10/02 BUF | 10/09 CIN | 10/16 @ NYG | 10/23 CLE | 10/27 @ TB | 11/07 @ NO | 11/20 CAR | 11/27 @ JAX | 12/04 DEN | 12/11 @ PIT | 12/18 @ CLE | 12/24 ATL | 01/01 PIT | 01/08 @ CIN | Totals |
| FIRST DOWNS | | | | | | | | | | | | | | | | | | |
| Total | 24 | 27 | 22 | 22 | | | | | | | | | | | | | | 95 |
| Rushing | 3 | 5 | 10 | 7 | | | | | | | | | | | | | | 25 |
| Passing | 18 | 22 | 12 | 14 | | | | | | | | | | | | | | 66 |
| Penalty | 3 | 0 | 0 | 1 | | | | | | | | | | | | | | 4 |
| THIRD DOWNS | | | | | | | | | | | | | | | | | | |
| Attempts | 14 | 11 | 9 | 11 | | | | | | | | | | | | | | 45 |
| Converted | 2 | 7 | 2 | 4 | | | | | | | | | | | | | | 15 |
| Percentage | 14.3% | 63.6% | 22.2% | 36.4% | | | | | | | | | | | | | | 33.3% |
| FOURTH DOWNS | | | | | | | | | | | | | | | | | | |
| Attempts | 4 | 2 | 2 | 1 | | | | | | | | | | | | | | 9 |
| Converted | 3 | 2 | 1 | 1 | | | | | | | | | | | | | | 7 |
| Percentage | 75.0% | 100.0% | 50.0% | 100.0% | | | | | | | | | | | | | | 77.8% |
| TOT. OFFENSE | | | | | | | | | | | | | | | | | | |
| Net Yards | 380 | 547 | 447 | 326 | | | | | | | | | | | | | | 1,700 |
| Plays | 79 | 69 | 63 | 62 | | | | | | | | | | | | | | 273 |
| Avg./Play | 4.8 | 7.9 | 7.1 | 5.3 | | | | | | | | | | | | | | 6.2 |
| RUSHING | | | | | | | | | | | | | | | | | | |
| Net Yards | 83 | 86 | 145 | 125 | | | | | | | | | | | | | | 439 |
| Rush. Att. | 17 | 18 | 28 | 25 | | | | | | | | | | | | | | 88 |
| Avg./Att. | 4.9 | 4.8 | 5.2 | 5.0 | | | | | | | | | | | | | | 5.0 |
| PASSING | | | | | | | | | | | | | | | | | | |
| Net Yards | 297 | 461 | 302 | 201 | | | | | | | | | | | | | | 1,261 |
| Attempts | 59 | 50 | 32 | 36 | | | | | | | | | | | | | | 177 |
| Completions | 37 | 36 | 22 | 19 | | | | | | | | | | | | | | 114 |
| Completion Pct | 62.7% | 72.0% | 68.8% | 52.8% | | | | | | | | | | | | | | 64.4% |
| Avg. Gain Per Pass Play | 4.8 | 9.0 | 8.6 | 5.4 | | | | | | | | | | | | | | 6.8 |
| Intercepted | 1 | 2 | 3 | 1 | | | | | | | | | | | | | | 7 |
| Gross Yards | 309 | 469 | 321 | 213 | | | | | | | | | | | | | | 1,312 |
| Sacked | 3.0 | 1.0 | 3.0 | 1.0 | | | | | | | | | | | | | | 8.0 |
| Yards Lost | 12 | 8 | 19 | 12 | | | | | | | | | | | | | | 51 |
| PENALTIES | | | | | | | | | | | | | | | | | | |
| Number | 6 | 8 | 3 | 4 | | | | | | | | | | | | | | 21 |
| Yards | 81 | 51 | 16 | 31 | | | | | | | | | | | | | | 179 |
| FUMBLES | | | | | | | | | | | | | | | | | | |
| Number | 2 | 0 | 3 | 2 | | | | | | | | | | | | | | 7 |
| Lost | 1 | 0 | 1 | 1 | | | | | | | | | | | | | | 3 |
| PUNTING | | | | | | | | | | | | | | | | | | |
| Yards | 253 | 82 | 100 | 136 | | | | | | | | | | | | | | 571 |
| Punts | 6 | 2 | 2 | 3 | | | | | | | | | | | | | | 13 |
| Net Avg. | 39.3 | 38.5 | 22.5 | 45.3 | | | | | | | | | | | | | | 38.0 |
| Gross Avg. | 42.2 | 41.0 | 50.0 | 45.3 | | | | | | | | | | | | | | 43.9 |
| Touchbacks | 0 | 0 | 0 | 0 | | | | | | | | | | | | | | 0 |
| Punts Blocked | 0 | 0 | 0 | 0 | | | | | | | | | | | | | | 0 |
| Punt Returns | 2 | 1 | 2 | 1 | | | | | | | | | | | | | | 6 |
| Punt Return Yards | 30 | 8 | 13 | 7 | | | | | | | | | | | | | | 58 |
| Punt Return Avg. | 15.0 | 8.0 | 6.5 | 7.0 | | | | | | | | | | | | | | 9.7 |
| Inside 20 | 2 | 1 | 0 | 1 | | | | | | | | | | | | | | 4 |
| Fair Catches | 3 | 0 | 0 | 0 | | | | | | | | | | | | | | 3 |
| SCORING | | | | | | | | | | | | | | | | | | |
| Points | 9 | 42 | 26 | 23 | | | | | | | | | | | | | | 100 |
| Q1 | 0 | 0 | 0 | 3 | | | | | | | | | | | | | | 3 |
| Q2 | 3 | 7 | 13 | 7 | | | | | | | | | | | | | | 30 |
| Q3 | 0 | 7 | 7 | 10 | | | | | | | | | | | | | | 24 |
| Q4 | 6 | 28 | 6 | 3 | | | | | | | | | | | | | | 43 |
| OT | 0 | 0 | 0 | 0 | | | | | | | | | | | | | | 0 |
| TD Rushing | 0 | 0 | 3 | 1 | | | | | | | | | | | | | | 4 |
| TD Passing | 1 | 6 | 0 | 1 | | | | | | | | | | | | | | 8 |
| TD KO Returns | 0 | 0 | 0 | 0 | | | | | | | | | | | | | | 0 |
| TD Punt Returns | 0 | 0 | 0 | 0 | | | | | | | | | | | | | | 0 |
| TD Sp. Teams | 0 | 0 | 0 | 0 | | | | | | | | | | | | | | 0 |
| TD Def. Returns | 0 | 0 | 0 | 0 | | | | | | | | | | | | | | 0 |
| Total TDs | 1 | 6 | 3 | 2 | | | | | | | | | | | | | | 12 |
| PAT Attempts | 1 | 6 | 3 | 2 | | | | | | | | | | | | | | 12 |
| PAT Made | 0 | 6 | 2 | 2 | | | | | | | | | | | | | | 10 |
| FG Attempts | 2 | 0 | 2 | 3 | | | | | | | | | | | | | | 7 |
| FG Made | 1 | 0 | 2 | 3 | | | | | | | | | | | | | | 6 |
| Safety | 0 | 0 | 0 | 0 | | | | | | | | | | | | | | 0 |
| 2-Pt Attempts | 0 | 0 | 1 | 0 | | | | | | | | | | | | | | 1 |
| 2-Pt Made | 0 | 0 | 0 | 0 | | | | | | | | | | | | | | 0 |
| Time of Possession | 32:30 | 34:47 | 29:24 | 21:50 | | | | | | | | | | | | | | 118:31 |
| KICKOFFS | | | | | | | | | | | | | | | | | | |
| Kickoff Returns | 2 | 1 | 2 | 2 | | | | | | | | | | | | | | 7 |
| Kickoff Return Yards | 48 | 18 | 45 | 46 | | | | | | | | | | | | | | 157 |
| Kickoff Return Avg. | 24.0 | 18.0 | 22.5 | 23.0 | | | | | | | | | | | | | | 22.4 |

LONGEST PLAYS FROM SCRIMMAGE

| RAVENS | | | | | | OPPONENT | | | | | |
|---------------|----------------|-----|---|-------|----------|---------------|----------------|-----|--|-------|----------|
| DATE | OPPONENT | QTR | RAVENS PLAYER | YARDS | SCORE | DATE | OPPONENT | QTR | OPP. PLAYER | YARDS | SCORE |
| 09/18 | Miami | 3 | Lamar Jackson run | 79T | L, 42-38 | 09/18 | Miami | 4 | Tua Tagovailoa -> Tyreek Hill | 60T | L, 38-42 |
| 09/18 | Miami | 2 | Lamar Jackson -> Rashod Bateman | 75T | L, 42-38 | 09/18 | Miami | 2 | Tua Tagovailoa -> Jaylen Waddle | 59 | L, 38-42 |
| 09/11 | at N.Y. Jets | 3 | Lamar Jackson -> Rashod Bateman | 55T | W, 24-9 | 09/18 | Miami | 4 | Tua Tagovailoa -> Tyreek Hill | 48T | L, 38-42 |
| 09/25 | at New England | 3 | Lamar Jackson run | 38 | W, 37-26 | 09/25 | at New England | 1 | Mac Jones -> DeVante Parker | 40 | W, 26-37 |
| 09/25 | at New England | 4 | Lamar Jackson -> Rashod Bateman | 35 | W, 37-26 | 09/25 | at New England | 3 | Mac Jones -> DeVante Parker | 36 | W, 26-37 |
| 09/18 | Miami | 2 | Lamar Jackson -> Isaiah Likely | 34 | L, 42-38 | 09/18 | Miami | 3 | Tua Tagovailoa -> Jaylen Waddle | 33 | L, 38-42 |
| 09/25 | at New England | 3 | Justice Hill run | 34 | W, 37-26 | 09/25 | at New England | 1 | Mac Jones -> DeVante Parker | 31 | W, 26-37 |
| 09/18 | Miami | 4 | Lamar Jackson -> Devin Duvernay | 26 | L, 42-38 | 09/18 | Miami | 4 | Chase Edmonds run | 28 | L, 38-42 |
| 09/11 | at N.Y. Jets | 2 | Lamar Jackson -> Devin Duvernay | 25T | W, 24-9 | 09/25 | at New England | 4 | Mac Jones -> Nelson Agholor | 28 | W, 26-37 |
| 09/18 | Miami | 2 | Lamar Jackson -> Mark Andrews | 25 | L, 42-38 | 09/25 | at New England | 4 | Mac Jones -> Kendrick Bourne | 26 | W, 26-37 |
| 09/25 | at New England | 4 | Lamar Jackson -> Mark Andrews | 25 | W, 37-26 | 09/25 | at New England | 3 | Mac Jones -> DeVante Parker | 25 | W, 26-37 |
| TOTALS | | | 11 - 451 (41.0), 4 TDS (3 RUNS, 1 TD, 8 PASSES, 3 TDS) | | | TOTALS | | | 11 - 414 (37.6), 2 TDS (1 RUN, 0 TDS, 10 PASSES, 2 TDS) | | |



TEAM SUPERLATIVES

| HIGH | DATE | OPPONENT | OFFENSIVE CATEGORY | OPPONENT | DATE | LOW |
|--------|------|-----------------------------------|---------------------------------------|---------------------------------|------|--------|
| 38 | 9/18 | vs. Miami | Points | vs. Buffalo | 10/2 | 20 |
| 21 | 9/18 | vs. Miami | Points in a Quarter | vs. Buffalo ...1 more at 0. | 10/2 | 0 |
| 28 | 9/18 | vs. Miami | Points in a Half | vs. Buffalo | 10/2 | 0 |
| 5 | 9/25 | at New England ...1 more at 5. | Total Touchdowns | vs. Buffalo | 10/2 | 2 |
| 64 | 10/2 | vs. Buffalo | Total Plays | at N.Y. Jets | 9/11 | 53 |
| 473 | 9/18 | vs. Miami | Total Net Yards | at N.Y. Jets | 9/11 | 274 |
| 23 | 9/18 | vs. Miami | Total First Downs | at N.Y. Jets | 9/11 | 13 |
| 13 | 10/2 | vs. Buffalo | First Downs Rushing | at N.Y. Jets | 9/11 | 4 |
| 13 | 9/18 | vs. Miami | First Downs Passing | vs. Buffalo | 10/2 | 7 |
| 4 | 9/18 | vs. Miami | First Down Penalties | at New England | 9/25 | 0 |
| 46% | 10/2 | vs. Buffalo | Third Down Efficiency | vs. Miami | 9/18 | 30% |
| 8.8 | 9/18 | vs. Miami | Average Yards Per Play | vs. Buffalo | 10/2 | 4.6 |
| 188 | 9/25 | at New England | Total Net Yards Rushing | at N.Y. Jets | 9/11 | 63 |
| 33 | 10/2 | vs. Buffalo | Rushing Attempts | at N.Y. Jets | 9/11 | 21 |
| 7.2 | 9/25 | at New England | Rushing Average Yards | at N.Y. Jets | 9/11 | 3 |
| 1 | 10/2 | vs. Buffalo ...2 more at 1. | Rushing Touchdowns | at N.Y. Jets | 9/11 | 0 |
| 318 | 9/18 | vs. Miami | Total Net Yards Passing | vs. Buffalo | 10/2 | 134 |
| 30 | 9/11 | at N.Y. Jets | Passing Attempts | vs. Buffalo ...2 more at 29. | 10/2 | 29 |
| 21 | 9/18 | vs. Miami | Passing Completions | at N.Y. Jets | 9/11 | 17 |
| 4 | 9/25 | at New England | Passing Touchdowns | vs. Buffalo | 10/2 | 1 |
| 11 | 9/18 | vs. Miami | Passing Yards Average | vs. Buffalo | 10/2 | 4.3 |
| 2 | 10/2 | vs. Buffalo | Passes Thrown for Interception | vs. Miami | 9/18 | 0 |
| 4 | 9/25 | at New England | Times Sacked | vs. Miami | 9/18 | 0 |
| 12 | 9/25 | at New England | Sack Yards Lost | vs. Miami | 9/18 | 0 |
| 6 | 9/11 | at N.Y. Jets | Total Punts | vs. Miami | 9/18 | 2 |
| 291 | 9/11 | at N.Y. Jets | Total Punt Yards | vs. Miami | 9/18 | 81 |
| 50.7 | 10/2 | vs. Buffalo | Punt Gross Average Yards | vs. Miami | 9/18 | 40.5 |
| 41.7 | 10/2 | vs. Buffalo | Punt Net Average Yards | vs. Miami | 9/18 | 36.5 |
| 2 | 9/25 | at New England ...1 more at 2. | Punt Returns | vs. Buffalo | 10/2 | 0 |
| 55 | 9/25 | at New England | Punt Return Yards | vs. Buffalo | 10/2 | 0 |
| 27.5 | 9/25 | at New England | Punt Return Yards Average | vs. Buffalo | 10/2 | 0.0 |
| 2 | 10/2 | vs. Buffalo | Kickoff Returns | at N.Y. Jets | 9/11 | 0 |
| 103 | 9/18 | vs. Miami | Kickoff Return Yards | at N.Y. Jets | 9/11 | 0 |
| 9 | 10/2 | vs. Buffalo | Total Penalties | vs. Miami | 9/18 | 1 |
| 70 | 10/2 | vs. Buffalo | Penalty Yards | vs. Miami | 9/18 | 5 |
| 1 | 9/25 | at New England ...2 more at 1. | Total Fumbles | vs. Buffalo | 10/2 | 0 |
| 1 | 9/25 | at New England | Fumbles Lost | vs. Buffalo ...2 more at 0. | 10/2 | 0 |
| 38:10 | 10/2 | vs. Buffalo | Time of Possession | vs. Miami | 9/18 | 25:13 |
| 2 | 10/2 | vs. Buffalo ...1 more at 2. | Turnovers | vs. Miami | 9/18 | 0 |
| 78,827 | 9/11 | at N.Y. Jets | Attendance | at New England | 9/25 | 65,878 |

TEAM SUPERLATIVES

| HIGH | DATE | OPPONENT | DEFENSIVE CATEGORY | OPPONENT | DATE | LOW |
|--------|------|-----------------------------------|---------------------------------------|-----------------------------------|------|--------|
| 42 | 9/18 | vs. Miami | Points | at N.Y. Jets | 9/11 | 9 |
| 28 | 9/18 | vs. Miami | Points in a Quarter | at New England ...2 more at 0. | 9/25 | 0 |
| 35 | 9/18 | vs. Miami | Points in a Half | at N.Y. Jets | 9/11 | 3 |
| 6 | 9/18 | vs. Miami | Total Touchdowns | at N.Y. Jets | 9/11 | 1 |
| 79 | 9/11 | at N.Y. Jets | Total Plays | vs. Buffalo | 10/2 | 62 |
| 547 | 9/18 | vs. Miami | Total Net Yards | vs. Buffalo | 10/2 | 326 |
| 27 | 9/18 | vs. Miami | Total First Downs | vs. Buffalo ...1 more at 22. | 10/2 | 22 |
| 10 | 9/25 | at New England | First Downs Rushing | at N.Y. Jets | 9/11 | 3 |
| 22 | 9/18 | vs. Miami | First Downs Passing | at New England | 9/25 | 12 |
| 3 | 9/11 | at N.Y. Jets | First Down Penalties | at New England ...1 more at 0. | 9/25 | 0 |
| 64% | 9/18 | vs. Miami | Third Down Efficiency | at N.Y. Jets | 9/11 | 14% |
| 7.9 | 9/18 | vs. Miami | Average Yards Per Play | at N.Y. Jets | 9/11 | 4.8 |
| 145 | 9/25 | at New England | Total Net Yards Rushing | at N.Y. Jets | 9/11 | 83 |
| 28 | 9/25 | at New England | Rushing Attempts | at N.Y. Jets | 9/11 | 17 |
| 5.2 | 9/25 | at New England | Rushing Average Yards | vs. Miami | 9/18 | 4.8 |
| 3 | 9/25 | at New England | Rushing Touchdowns | vs. Miami ...1 more at 0. | 9/18 | 0 |
| 461 | 9/18 | vs. Miami | Total Net Yards Passing | vs. Buffalo | 10/2 | 201 |
| 59 | 9/11 | at N.Y. Jets | Passing Attempts | at New England | 9/25 | 32 |
| 37 | 9/11 | at N.Y. Jets | Passing Completions | vs. Buffalo | 10/2 | 19 |
| 6 | 9/18 | vs. Miami | Passing Touchdowns | at New England | 9/25 | 0 |
| 9 | 9/18 | vs. Miami | Passing Yards Average | at N.Y. Jets | 9/11 | 4.8 |
| 3 | 9/25 | at New England | Passes Thrown for Interception | vs. Buffalo ...1 more at 1. | 10/2 | 1 |
| 3 | 9/25 | at New England ...1 more at 3. | QB Sacks | vs. Buffalo ...1 more at 1. | 10/2 | 1 |
| 19 | 9/25 | at New England | Sack Yards Lost | vs. Miami | 9/18 | 8 |
| 6 | 9/11 | at N.Y. Jets | Total Punts | at New England ...1 more at 2. | 9/25 | 2 |
| 253 | 9/11 | at N.Y. Jets | Total Punt Yards | vs. Miami | 9/18 | 82 |
| 50 | 9/25 | at New England | Punt Gross Average Yards | vs. Miami | 9/18 | 41 |
| 45.3 | 10/2 | vs. Buffalo | Punt Net Average Yards | at New England | 9/25 | 22.5 |
| 2 | 9/25 | at New England ...1 more at 2. | Punt Returns | vs. Buffalo ...1 more at 1. | 10/2 | 1 |
| 30 | 9/11 | at N.Y. Jets | Punt Return Yards | vs. Buffalo | 10/2 | 7 |
| 15.0 | 9/11 | at N.Y. Jets | Punt Return Yards Average | at New England | 9/25 | 6.5 |
| 2 | 10/2 | vs. Buffalo ...2 more at 2. | Kickoff Returns | vs. Miami | 9/18 | 1 |
| 48 | 9/11 | at N.Y. Jets | Kickoff Return Yards | vs. Miami | 9/18 | 18 |
| 8 | 9/18 | vs. Miami | Total Penalties | at New England | 9/25 | 3 |
| 81 | 9/11 | at N.Y. Jets | Penalty Yards | at New England | 9/25 | 16 |
| 3 | 9/25 | at New England | Total Fumbles | vs. Miami | 9/18 | 0 |
| 1 | 10/2 | vs. Buffalo ...2 more at 1. | Fumbles Lost | vs. Miami | 9/18 | 0 |
| 34:47 | 9/18 | vs. Miami | Time of Possession | vs. Buffalo | 10/2 | 21:50 |
| 4 | 9/25 | at New England | Turnovers | vs. Buffalo ...2 more at 2. | 10/2 | 2 |
| 78,827 | 9/11 | at N.Y. Jets | Attendance | at New England | 9/25 | 65,878 |

INDIVIDUAL SUPERLATIVES

| CATEGORY | 2022 RAVENS INDIVIDUAL BEST | GAME | DATE | OPPONENT INDIVIDUAL BEST | GAME | DATE |
|------------------------------|--------------------------------|---------|-------|---------------------------------|---------|-------|
| Touchdowns | 2 J.K. Dobbins ...2 more. | vs. BUF | 10/02 | 2 Tyreek Hill ...1 more. | vs. MIA | 09/18 |
| Passes Attempted | 30 Lamar Jackson | at NYJ | 09/11 | 59 Joe Flacco | at NYJ | 09/11 |
| Passes Completed | 21 Lamar Jackson | vs. MIA | 09/18 | 37 Joe Flacco | at NYJ | 09/11 |
| Completion Percentage | 72.4 Lamar Jackson | vs. MIA | 09/18 | 72.0 Tua Tagovailoa | vs. MIA | 09/18 |
| Passing Yards | 318 Lamar Jackson | vs. MIA | 09/18 | 469 Tua Tagovailoa | vs. MIA | 09/18 |
| Yards Per Attempt | 11.0 Lamar Jackson | vs. MIA | 09/18 | 10.0 Mac Jones | at NE | 09/25 |
| Touchdown Passes | 4 Lamar Jackson | at NE | 09/25 | 6 Tua Tagovailoa | vs. MIA | 09/18 |
| Receptions | 9 Mark Andrews | vs. MIA | 09/18 | 11 Tyreek Hill ...1 more. | vs. MIA | 09/18 |
| Receiving Yards | 108 Rashod Bateman | vs. MIA | 09/18 | 190 Tyreek Hill | vs. MIA | 09/18 |
| Touchdown Receptions | 2 Mark Andrews ...1 more. | at NE | 09/25 | 2 Tyreek Hill ...1 more. | vs. MIA | 09/18 |
| Rushing Yards | 119 Lamar Jackson | vs. MIA | 09/18 | 73 Rhamondre Stevenson | at NE | 09/25 |
| Rushing Attempts | 13 J.K. Dobbins | vs. BUF | 10/02 | 12 Rhamondre Stevenson | at NE | 09/25 |
| Rushing Average | 13.2 Lamar Jackson | vs. MIA | 09/18 | 6.4 Josh Allen | vs. BUF | 10/02 |
| Rushing Touchdowns | 1 J.K. Dobbins ...2 more. | vs. BUF | 10/02 | 1 Josh Allen ...3 more. | vs. BUF | 10/02 |
| Yards From Scrimmage | 119 Lamar Jackson | vs. MIA | 09/18 | 190 Tyreek Hill | vs. MIA | 09/18 |
| Combined Net Yards | 150 Devin Duvernay | vs. MIA | 09/18 | 190 Tyreek Hill | vs. MIA | 09/18 |
| Interceptions Made | 2 Marcus Williams | vs. MIA | 09/18 | 2 Jordan Poyer | vs. BUF | 10/02 |
| Interceptions Thrown | 2 Lamar Jackson | vs. BUF | 10/02 | 3 Mac Jones | at NE | 09/25 |
| INT Return Yards | 33 Marcus Williams | at NYJ | 09/11 | 15 Jonathan Jones | at NE | 09/25 |
| Tackles | 12 Marcus Williams | at NYJ | 09/11 | 13 Matt Milano | vs. BUF | 10/02 |
| Sacks | 1.0 Odafe Oweh ...6 more. | vs. BUF | 10/02 | 3.0 Deatrich Wise Jr. | at NE | 09/25 |
| Punts | 6 Jordan Stout | at NYJ | 09/11 | 6 Braden Mann | at NYJ | 09/11 |
| Punts Inside the 20 | 3 Jordan Stout | at NYJ | 09/11 | 2 Braden Mann | at NYJ | 09/11 |
| Punting Average | 50.7 Jordan Stout | vs. BUF | 10/02 | 50.0 Jake Bailey | at NE | 09/25 |
| Punt Returns | 2 Devin Duvernay ...1 more. | at NE | 09/25 | 2 Myles Bryant ...1 more. | at NE | 09/25 |
| Punt Return Yards | 55 Devin Duvernay | at NE | 09/25 | 30 Braxton Berrios | at NYJ | 09/11 |
| Kickoff Returns | 2 Devin Duvernay | vs. BUF | 10/02 | 2 Isaiah McKenzie ...2 more. | vs. BUF | 10/02 |
| Kickoff Return Yards | 103 Devin Duvernay | vs. MIA | 09/18 | 48 Braxton Berrios | at NYJ | 09/11 |
| Field Goals Attempted | 2 Justin Tucker | vs. BUF | 10/02 | 3 Tyler Bass | vs. BUF | 10/02 |
| Field Goals Made | 2 Justin Tucker | vs. BUF | 10/02 | 3 Tyler Bass | vs. BUF | 10/02 |

| CATEGORY | 2022 RAVENS LONGEST PLAYS | GAME | DATE | OPPONENT INDIVIDUAL | GAME | DATE |
|---|---------------------------|---------|-------|-----------------------------|---------|-------|
| Run From Scrimmage | 79 Lamar Jackson | vs. MIA | 09/18 | 28 Chase Edmonds | vs. MIA | 09/18 |
| Touchdown Run | 79 Lamar Jackson | vs. MIA | 09/18 | 11 Josh Allen | vs. BUF | 10/02 |
| Passing Long | 75 Lamar Jackson | vs. MIA | 09/18 | 60 Tua Tagovailoa | vs. MIA | 09/18 |
| Touchdown Pass Long | 75 Lamar Jackson | vs. MIA | 09/18 | 60 Tua Tagovailoa | vs. MIA | 09/18 |
| Longest Reception | 75 Rashod Bateman | vs. MIA | 09/18 | 60 Tyreek Hill | vs. MIA | 09/18 |
| Touchdown Reception | 75 Rashod Bateman | vs. MIA | 09/18 | 60 Tyreek Hill | vs. MIA | 09/18 |
| Interception Return | 33 Marcus Williams | at NYJ | 09/11 | 15 Jonathan Jones | at NE | 09/25 |
| Longest Opponent's Fumble Return | | | | 12 Jabrill Peppers | at NE | 09/25 |
| Punt Return | 43 Devin Duvernay | at NE | 09/25 | 17 Braxton Berrios | at NYJ | 09/11 |
| Kickoff Return | 103 Devin Duvernay | vs. MIA | 09/18 | 42 Isaiah McKenzie | vs. BUF | 10/02 |
| Punt | 64 Jordan Stout | at NYJ | 09/11 | 56 Sam Martin ...1 more. | vs. BUF | 10/02 |
| Field Goal | 56 Justin Tucker | at NE | 09/25 | 50 Nick Folk | at NE | 09/25 |
| Field Goal Attempt | 56 Justin Tucker | at NE | 09/25 | 50 Nick Folk | at NE | 09/25 |

TURNOVER TABLE

| DATE | OPPONENT | FORCED TURNOVERS | | | TURNOVERS CONVERTED | | | | | OUTCOME | |
|--------------------------|------------------|------------------|----------|-----------|---------------------|----------|-----------|-------------|-------------|-----------|------------|
| | | FUM | INTS | TOTAL | TD | FG | PTS. | PTS. PCT. | TD PCT. | NET DIFF. | RESULT |
| 09/11 | Baltimore | 1 | 1 | 2 | 0 | 1 | 3 | 50.0 | 0.0 | +1 | W |
| | at N.Y. Jets | 0 | 1 | 1 | 1 | 0 | 6 | 100.0 | 100.0 | -1 | L |
| 09/18 | Baltimore | 0 | 2 | 2 | 1 | 0 | 7 | 50.0 | 100.0 | +2 | L |
| | Miami | 0 | 0 | 0 | 0 | 0 | 0 | 0.0 | 0.0 | -2 | W |
| 09/25 | Baltimore | 1 | 3 | 4 | 1 | 1 | 9 | 50.0 | 50.0 | +2 | W |
| | at New England | 1 | 1 | 2 | 1 | 0 | 7 | 50.0 | 100.0 | -2 | L |
| 10/02 | Baltimore | 1 | 1 | 2 | 1 | 1 | 10 | 100.0 | 50.0 | 0 | L |
| | Buffalo | 0 | 2 | 2 | 0 | 1 | 3 | 50.0 | 0.0 | 0 | W |
| 10/09 | Cincinnati | -- | -- | -- | -- | -- | -- | -- | -- | -- | -- |
| 10/16 | at N.Y. Giants | -- | -- | -- | -- | -- | -- | -- | -- | -- | -- |
| 10/23 | Cleveland | -- | -- | -- | -- | -- | -- | -- | -- | -- | -- |
| 10/27 | at Tampa Bay | -- | -- | -- | -- | -- | -- | -- | -- | -- | -- |
| 11/07 | at New Orleans | -- | -- | -- | -- | -- | -- | -- | -- | -- | -- |
| 11/20 | Carolina | -- | -- | -- | -- | -- | -- | -- | -- | -- | -- |
| 11/27 | at Jacksonville | -- | -- | -- | -- | -- | -- | -- | -- | -- | -- |
| 12/04 | Denver | -- | -- | -- | -- | -- | -- | -- | -- | -- | -- |
| 12/11 | at Pittsburgh | -- | -- | -- | -- | -- | -- | -- | -- | -- | -- |
| Sat./Sun., at Cleveland | | -- | -- | -- | -- | -- | -- | -- | -- | -- | -- |
| Dec. 17/18 - TBD | | | | | | | | | | | |
| 12/24 | Atlanta | -- | -- | -- | -- | -- | -- | -- | -- | -- | -- |
| 01/01 | Pittsburgh | -- | -- | -- | -- | -- | -- | -- | -- | -- | -- |
| Sat./Sun., at Cincinnati | | -- | -- | -- | -- | -- | -- | -- | -- | -- | -- |
| Jan. 7/8 - TBD | | | | | | | | | | | |
| | RAVENS | 3 | 7 | 10 | 3 | 3 | 29 | 60.0 | 50.0 | +5 | 2-2 |
| | OPPONENTS | 1 | 4 | 5 | 2 | 1 | 16 | 60.0 | 66.7 | -5 | 2-2 |

INSIDE THE 20

| RAVENS | | | | | | | | | | | | | | | | | | |
|---------------|-----------------|-----------|-----------|----------|----------|----------|----------|----------|----------|----------|----------|----------|------------|----------|-----------|-------------|-------------|------------|
| Date | Opponent | Pos | TD | PAT | 2-Pt. | Miss PAT | FG | FGA | Blk/MFG | INT | Fum | Dwns | Drive Ends | | | TD% | Score | |
| | | | | | | | | | | | | | Half | Game | Pts | | Pct. | Pts/Poss |
| 09/11 | at N.Y. Jets | 2 | 1 | 1 | 0 | 0 | 1 | 1 | 0 | 0 | 0 | 0 | 0 | 0 | 10 | 50.0 | 100.0 | 5.0 |
| 09/18 | Miami | 3 | 2 | 2 | 0 | 0 | 0 | 0 | 0 | 0 | 0 | 1 | 0 | 0 | 14 | 66.7 | 66.7 | 4.7 |
| 09/25 | at New England | 5 | 5 | 4 | 0 | 1 | 0 | 0 | 0 | 0 | 0 | 0 | 0 | 0 | 34 | 100.0 | 100.0 | 6.8 |
| 10/02 | Buffalo | 4 | 2 | 2 | 0 | 0 | 1 | 1 | 0 | 1 | 0 | 0 | 0 | 0 | 17 | 50.0 | 75.0 | 4.3 |
| 10/09 | Cincinnati | -- | -- | -- | -- | -- | -- | -- | -- | -- | -- | -- | -- | -- | -- | -- | -- | -- |
| 10/16 | at N.Y. Giants | -- | -- | -- | -- | -- | -- | -- | -- | -- | -- | -- | -- | -- | -- | -- | -- | -- |
| 10/23 | Cleveland | -- | -- | -- | -- | -- | -- | -- | -- | -- | -- | -- | -- | -- | -- | -- | -- | -- |
| 10/27 | at Tampa Bay | -- | -- | -- | -- | -- | -- | -- | -- | -- | -- | -- | -- | -- | -- | -- | -- | -- |
| 11/07 | at New Orleans | -- | -- | -- | -- | -- | -- | -- | -- | -- | -- | -- | -- | -- | -- | -- | -- | -- |
| 11/20 | Carolina | -- | -- | -- | -- | -- | -- | -- | -- | -- | -- | -- | -- | -- | -- | -- | -- | -- |
| 11/27 | at Jacksonville | -- | -- | -- | -- | -- | -- | -- | -- | -- | -- | -- | -- | -- | -- | -- | -- | -- |
| 12/04 | Denver | -- | -- | -- | -- | -- | -- | -- | -- | -- | -- | -- | -- | -- | -- | -- | -- | -- |
| 12/11 | at Pittsburgh | -- | -- | -- | -- | -- | -- | -- | -- | -- | -- | -- | -- | -- | -- | -- | -- | -- |
| 12/18 | at Cleveland | -- | -- | -- | -- | -- | -- | -- | -- | -- | -- | -- | -- | -- | -- | -- | -- | -- |
| 12/24 | Atlanta | -- | -- | -- | -- | -- | -- | -- | -- | -- | -- | -- | -- | -- | -- | -- | -- | -- |
| 01/01 | Pittsburgh | -- | -- | -- | -- | -- | -- | -- | -- | -- | -- | -- | -- | -- | -- | -- | -- | -- |
| 01/08 | at Cincinnati | -- | -- | -- | -- | -- | -- | -- | -- | -- | -- | -- | -- | -- | -- | -- | -- | -- |
| TOTALS | | 14 | 10 | 9 | 0 | 1 | 2 | 2 | 0 | 1 | 0 | 1 | 0 | 0 | 75 | 71.4 | 85.7 | 5.4 |

| OPPONENT | | | | | | | | | | | | | | | | | | |
|---------------|-----------------|-----------|-----------|----------|----------|----------|----------|----------|----------|----------|----------|----------|------------|----------|-----------|-------------|-------------|------------|
| Date | Opponent | Pos | TD | PAT | 2-Pt. | Miss PAT | FG | FGA | Blk/MFG | INT | Fum | Dwns | Drive Ends | | | TD% | Score | |
| | | | | | | | | | | | | | Half | Game | Pts | | Pct. | Pts/Poss |
| 09/11 | at N.Y. Jets | 2 | 1 | 0 | 0 | 1 | 0 | 0 | 0 | 0 | 0 | 1 | 0 | 0 | 6 | 50.0 | 50.0 | 3.0 |
| 09/18 | Miami | 4 | 4 | 4 | 0 | 0 | 0 | 0 | 0 | 0 | 0 | 0 | 0 | 0 | 28 | 100.0 | 100.0 | 7.0 |
| 09/25 | at New England | 5 | 3 | 2 | 0 | 0 | 1 | 1 | 0 | 1 | 0 | 0 | 0 | 0 | 23 | 60.0 | 80.0 | 4.6 |
| 10/02 | Buffalo | 3 | 2 | 2 | 0 | 0 | 1 | 1 | 0 | 0 | 0 | 0 | 0 | 0 | 17 | 66.7 | 100.0 | 5.7 |
| 10/09 | Cincinnati | -- | -- | -- | -- | -- | -- | -- | -- | -- | -- | -- | -- | -- | -- | -- | -- | -- |
| 10/16 | at N.Y. Giants | -- | -- | -- | -- | -- | -- | -- | -- | -- | -- | -- | -- | -- | -- | -- | -- | -- |
| 10/23 | Cleveland | -- | -- | -- | -- | -- | -- | -- | -- | -- | -- | -- | -- | -- | -- | -- | -- | -- |
| 10/27 | at Tampa Bay | -- | -- | -- | -- | -- | -- | -- | -- | -- | -- | -- | -- | -- | -- | -- | -- | -- |
| 11/07 | at New Orleans | -- | -- | -- | -- | -- | -- | -- | -- | -- | -- | -- | -- | -- | -- | -- | -- | -- |
| 11/20 | Carolina | -- | -- | -- | -- | -- | -- | -- | -- | -- | -- | -- | -- | -- | -- | -- | -- | -- |
| 11/27 | at Jacksonville | -- | -- | -- | -- | -- | -- | -- | -- | -- | -- | -- | -- | -- | -- | -- | -- | -- |
| 12/04 | Denver | -- | -- | -- | -- | -- | -- | -- | -- | -- | -- | -- | -- | -- | -- | -- | -- | -- |
| 12/11 | at Pittsburgh | -- | -- | -- | -- | -- | -- | -- | -- | -- | -- | -- | -- | -- | -- | -- | -- | -- |
| 12/18 | at Cleveland | -- | -- | -- | -- | -- | -- | -- | -- | -- | -- | -- | -- | -- | -- | -- | -- | -- |
| 12/24 | Atlanta | -- | -- | -- | -- | -- | -- | -- | -- | -- | -- | -- | -- | -- | -- | -- | -- | -- |
| 01/01 | Pittsburgh | -- | -- | -- | -- | -- | -- | -- | -- | -- | -- | -- | -- | -- | -- | -- | -- | -- |
| 01/08 | at Cincinnati | -- | -- | -- | -- | -- | -- | -- | -- | -- | -- | -- | -- | -- | -- | -- | -- | -- |
| TOTALS | | 14 | 10 | 8 | 0 | 1 | 2 | 2 | 0 | 1 | 0 | 1 | 0 | 0 | 74 | 71.4 | 85.7 | 5.3 |

FIRST DOWNS GAINED

2022 - REGULAR SEASON

(AS OF OCT 4, 2022, 2:20 PM EDT)

| PLAYER | RUSH | REC. | TOTAL | 3RD DOWN CONVERSION | 4TH DOWN CONVERSION |
|--------------------|-----------|-----------|-----------|---------------------|---------------------|
| Mark Andrews | 1 | 16 | 17 | 3 | 1 |
| Lamar Jackson | 15 | 0 | 15 | 7 | 1 |
| J.K. Dobbins | 5 | 3 | 8 | 0 | 0 |
| Devin Duvernay | 0 | 8 | 8 | 4 | 0 |
| Justice Hill | 6 | 1 | 7 | 1 | 0 |
| Rashod Bateman | 0 | 6 | 6 | 2 | 0 |
| Patrick Ricard | 2 | 0 | 2 | 2 | 0 |
| Kenyan Drake | 1 | 1 | 2 | 0 | 0 |
| Demarcus Robinson | 0 | 2 | 2 | 0 | 0 |
| Mike Davis | 1 | 0 | 1 | 0 | 0 |
| Isaiah Likely | 0 | 1 | 1 | 0 | 0 |
| Josh Oliver | 0 | 1 | 1 | 0 | 0 |
| Team (by penalty) | -- | -- | 7 | -- | -- |
| 2022 TOTALS | 31 | 39 | 77 | 19 | 2 |

COMPLETIONS BY DISTANCE

2022 REGULAR SEASON

| DATE | OPPONENT | QUARTERBACK | LOSS | 0-9 | 10-19 | 20-29 | 30-39 | 40-49 | 50+ |
|----------------------|-----------------|-------------|----------|---------------|---------------|--------------|----------|-----------|--------------|
| 9/11 | at N.Y. Jets | Jackson | -- | 9 | 6 (1) | 1 (1) | -- | -- | 1 (1) |
| 9/18 | Miami | Jackson | -- | 10 (1) | 7 (1) | 2 | 1 | -- | 1 (1) |
| 9/25 | at New England | Jackson | -- | 9 (3) | 5 (1) | 3 | 1 | -- | -- |
| 10/2 | Buffalo | Jackson | 1 | 14 (1) | 3 | 2 | -- | -- | -- |
| 10/9 | Cincinnati | -- | -- | -- | -- | -- | -- | -- | -- |
| 10/16 | at N.Y. Giants | -- | -- | -- | -- | -- | -- | -- | -- |
| 10/23 | Cleveland | -- | -- | -- | -- | -- | -- | -- | -- |
| 10/27 | at Tampa Bay | -- | -- | -- | -- | -- | -- | -- | -- |
| 11/7 | at New Orleans | -- | -- | -- | -- | -- | -- | -- | -- |
| 11/20 | Carolina | -- | -- | -- | -- | -- | -- | -- | -- |
| 11/27 | at Jacksonville | -- | -- | -- | -- | -- | -- | -- | -- |
| 12/4 | Denver | -- | -- | -- | -- | -- | -- | -- | -- |
| 12/11 | at Pittsburgh | -- | -- | -- | -- | -- | -- | -- | -- |
| 12/18 | at Cleveland | -- | -- | -- | -- | -- | -- | -- | -- |
| 12/24 | Atlanta | -- | -- | -- | -- | -- | -- | -- | -- |
| 1/1 | Pittsburgh | -- | -- | -- | -- | -- | -- | -- | -- |
| 1/8 | at Cincinnati | -- | -- | -- | -- | -- | -- | -- | -- |
| PLAYER TOTALS | | Jackson | 1 | 42 (5) | 21 (3) | 8 (1) | 2 | -- | 2 (2) |
| TEAM TOTALS | | | 1 | 42 (5) | 21 (3) | 8 (1) | 2 | -- | 2 (2) |



THE LAST TIME IT HAPPENED

BY RAVENS

BY OPPONENT

RUSHING

| | | |
|--|---------------------------------|---|
| * Never Has Happened * | 300 YARDS RUSHING | * Never Has Happened * |
| 204 YDs, Ray Rice @ Cleveland, 12/04/11 | 200 YARDS RUSHING | * Never Has Happened * |
| 107 YDs, Lamar Jackson @ New England, 09/25/22 | 100 YARDS RUSHING | 110 YDs, Dalvin Cook vs. Minnesota, 11/07/21 |
| 107 YDs, Lamar Jackson @ New England, 09/25/22 | 75+ YARD RUSHING | 110 YDs, Dalvin Cook vs. Minnesota, 11/07/21 |
| * Never Has Happened * | FIVE TOUCHDOWNS RUSHING | * Never Has Happened * |
| * Never Has Happened * | FOUR TOUCHDOWNS RUSHING | * Never Has Happened * |
| 3 TDs, Mark Ingram II: (2, 19, 1) @ Kansas City, 09/22/19 | THREE TOUCHDOWNS RUSHING | 3 TDs, Nick Chubb: (14, 2, 88) vs. Cleveland, 09/29/19 |
| 2 TDs, Tyler Huntley: (3, 8) vs. Green Bay, 12/19/21 | TWO TOUCHDOWNS RUSHING | 2 TDs, Josh Jacobs: (2, 15) @ Las Vegas, 09/13/21 |
| Lamar Jackson: (5, 17)/Gus Edwards: (11, 19) @ Cleveland, 12/14/20 | TWO PLAYERS WITH TWO TD RUSHING | * Never Has Happened * |
| 404 YDs, Baltimore 38, Cincinnati 3 @ Cincinnati, 01/03/21 | OVER 400 YARDS RUSHING (TEAM) | * Never Has Happened * |
| 308 YDs, Baltimore 48, Detroit 3 vs. Detroit, 12/13/09 | 300-399 YARDS RUSHING (TEAM) | * Never Has Happened * |
| 249 YDs, Pittsburgh 16, Baltimore 13 vs. Pittsburgh, 01/09/22 | 200-299 YARDS RUSHING (TEAM) | 231 YDs, Chicago 27, Baltimore 24 vs. Chicago, 10/15/17 |

BY RAVENS

BY OPPONENT

RECEIVING

| | | |
|---|------------------------------------|--|
| 108 YDs/104 YDs, Rashod Bateman/Mark Andrews vs. Miami, 09/18/22 | TWO 100-YARD RECEIVERS | 190 YDs/171 YDs, Tyreek Hill/Jaylen Waddle vs. Miami, 09/18/22 |
| 258 YDs, Qadry Ismail @ Pittsburgh, 12/12/99 | 200 YARDS RECEIVING | 201 YDs, Ja'Marr Chase vs. Cincinnati, 10/24/21 |
| 186 YDs, Steve Smith vs. Cincinnati, 09/27/15 | 150 YARDS RECEIVING | 156 YDs, DeVante Parker @ New England, 09/25/22 |
| 108 YDs/104 YDs, Rashod Bateman/Mark Andrews vs. Miami, 09/18/22 | 100 YARDS RECEIVING | 156 YDs, DeVante Parker @ New England, 09/25/22 |
| * Never Has Happened * | FIVE TOUCHDOWN RECEPTIONS | * Never Has Happened * |
| 4 TDs, Marcus Robinson: (13, 50, 25, 9) vs. Seattle, 11/23/03 | FOUR TOUCHDOWN RECEPTIONS | * Never Has Happened * |
| 3 TDs, Torrey Smith: (74, 41, 18) @ St. Louis, 09/25/11 | THREE TOUCHDOWN RECEPTIONS | 3 TDs, A.J. Green: (4, 32, 7) @ Cincinnati, 09/13/18 |
| 2 TDs, Mark Andrews: (5, 16) @ New England, 09/25/22 | TWO TOUCHDOWN RECEPTIONS | 2 TDs/2 TDs, Jaylen Waddle: (6, 7)/Tyreek Hill: (48, 60) vs. Miami, 09/18/22 |
| Mark Andrews: (5, 4)/Marquise Brown: (43, 5) vs. Indianapolis, 10/11/21 | TWO PLAYERS WITH TWO TD RECEPTIONS | Jaylen Waddle: (6, 7)/Tyreek Hill: (48, 60) vs. Miami, 09/18/22 |

BY RAVENS

BY OPPONENT

PASSING

| | | |
|--|------------------------|--|
| * Never Has Happened * | 500 YARDS PASSING | 525 YDs, Joe Burrow @ Cincinnati, 12/26/21 |
| 442 YDs, Lamar Jackson vs. Indianapolis, 10/11/21 | 400 YARDS PASSING | 469 YDs, Tua Tagovailoa vs. Miami, 09/18/22 |
| 318 YDs, Lamar Jackson vs. Miami, 09/18/22 | 300 YARDS PASSING | 321 YDs, Mac Jones @ New England, 09/25/22 |
| * Never Has Happened * | SEVEN TOUCHDOWN PASSES | 7 TDs, Peyton Manning: (24, 23, 28, 5, 2, 26, 78) @ Denver, 09/05/13 |
| * Never Has Happened * | SIX TOUCHDOWN PASSES | 6 TDs, Tua Tagovailoa: (6, 14, 2, 48, 60, 7) vs. Miami, 09/18/22 |
| 5 TDs, Lamar Jackson: (5, 1, 24, 33, 10) vs. N.Y. Jets, 12/12/19 | FIVE TOUCHDOWN PASSES | 6 TDs, Tua Tagovailoa: (6, 14, 2, 48, 60, 7) vs. Miami, 09/18/22 |
| 4 TDs, Lamar Jackson: (5, 16, 1, 4) @ New England, 09/25/22 | FOUR TOUCHDOWN PASSES | 6 TDs, Tua Tagovailoa: (6, 14, 2, 48, 60, 7) vs. Miami, 09/18/22 |
| 4 TDs, Lamar Jackson: (5, 16, 1, 4) @ New England, 09/25/22 | THREE TOUCHDOWN PASSES | 6 TDs, Tua Tagovailoa: (6, 14, 2, 48, 60, 7) vs. Miami, 09/18/22 |

THE LAST TIME IT HAPPENED

| | | |
|---|----------------------------|---|
| 56 ATT., Joe Flacco @ Cleveland, 10/07/18 | 50+ PASS ATTEMPTS | 50 ATT., Tua Tagovailoa vs. Miami, 09/18/22 |
| 40 ATT., Josh Johnson @ Cincinnati, 12/26/21 | 40+ PASS ATTEMPTS | 50 ATT., Tua Tagovailoa vs. Miami, 09/18/22 |
| 4 INTs, Lamar Jackson vs. Cleveland, 11/28/21 | FOUR INTERCEPTIONS THROWN | 4 INTs, Andy Dalton @ Cincinnati, 09/10/17 |
| 4 INTs, Lamar Jackson vs. Cleveland, 11/28/21 | THREE INTERCEPTIONS THROWN | 3 INTs, Mac Jones @ New England, 09/25/22 |
| 2 INTs, Lamar Jackson vs. Buffalo, 10/02/22 | TWO INTERCEPTIONS THROWN | 3 INTs, Mac Jones @ New England, 09/25/22 |

| BY RAVENS | COMBINED YARDS | | BY OPPONENT |
|-----------|----------------|--|-------------|
|-----------|----------------|--|-------------|

| | | |
|---|---|--|
| 107 YDs/324 YDs, Mark Ingram II/Lamar Jackson @ Miami, 09/08/19 | 100-YARD RUSHER AND 300-YARD PASSER | 165 YDs/342 YDs, Nick Chubb/Baker Mayfield vs. Cleveland, 09/29/19 |
| 108/104 YDs/318 YDs, Rashod Bateman/Mark Andrews/Lamar Jackson vs. Miami, 09/18/22 | 100-YARD RECEIVER AND 300-YARD PASSER | 156 YDs/321 YDs, DeVante Parker/Mac Jones @ New England, 09/25/22 |
| 119 YDs/104/108 YDs, Lamar Jackson/Mark Andrews/Rashod Bateman vs. Miami, 09/18/22 | 100-YARD RUSHER AND 100-YARD RECEIVER | 133 YDs/113 YDs, Derrick Henry/Corey Davis vs. Tennessee, 11/22/20 |
| 119 YDs/318 YDs/104 YDs, Lamar Jackson/Lamar Jackson Mark Andrews vs. Miami, 09/18/22 | 100-YARD RUSHER, 300-YARD PASSER, 100-YARD RECEIVER | 165 YDs/342 YDs/167 YDs, Nick Chubb/Baker Mayfield Jarvis Landry vs. Cleveland, 09/29/19 |

| BY RAVENS | DEFENSE | | BY OPPONENT |
|-----------|---------|--|-------------|
|-----------|---------|--|-------------|

| | | |
|--|---|---|
| 17 YDs, Chuck Clark: (2:03)(Shotgun) 9-M. Stafford pass short middle intended for 89-T. Higbee INTERCEPTED by 36-C. Clark at LA 17, 36-C. Clark for 17 yards, TOUCHDOWN vs. Los Angeles Rams, 01/03/22 | INTERCEPTED PASS RETURNED FOR A TOUCHDOWN | 34 YDs, Tyrann Mathieu: (14:19) (Shotgun) 8-L.Jackson pass short right intended for 14-S.Watkins INTERCEPTED by 32-T.Mathieu at BLT 34. 32-T.Mathieu for 34 yards, TOUCHDOWN. vs. Kansas City, 09/19/21 |
| 65 YDs, Chuck Clark: (1:28) (Shotgun) 28-J.Taylor right end to BLT 36 for 9 yards (40-M.Harrison, 24-M.Peters). FUMBLES (24-M.Peters), RECOVERED by BLT-36-C.Clark at BLT 35. 36-C.Clark for 65 yards, TOUCHDOWN. @ Indianapolis, 11/08/20 | FUMBLE RETURNED FOR A TOUCHDOWN | 15 YDs, Myles Garrett: (:58) (Shotgun) T.Huntley sacked at BLT 12 for -8 yards (M.Garrett). FUMBLES (M.Garrett), RECOVERED by CLV-M.Garrett at BLT 15. M.Garrett for 15 yards, TOUCHDOWN. @ Cleveland, 12/12/21 |
| Matthew Judon: (11:01) 15-G.Minshew II sacked in End Zone for -3 yards, SAFETY (99-M.Judon). vs. Jacksonville, 12/20/20 | SAFETY SCORED | Malcom Brown: (10:53) 30-K.Dixon right tackle tackled in End Zone for -1 yards, SAFETY (90-M.Brown, 23-P.Chung). @ New England, 12/12/16 |
| Baltimore 21, Tennessee 0 @ Tennessee, 10/14/18 | SHUTOUT | Tampa Bay 25, Baltimore 0 vs. Tampa Bay, 09/15/02 |
| 4.0 SK, Peter Boulware vs. Minnesota, 01/07/02 | FOUR SACK GAME | 4.0 SK, Antwan Barnes @ San Diego, 12/18/11 |
| 3.0 SK, Calais Campbell @ Philadelphia, 10/18/20 | THREE SACK GAME | 3.0 SK, Deatrich Wise Jr. @ New England, 09/25/22 |
| 2.0 SK, Tyus Bowser @ Chicago, 11/21/21 | TWO SACK GAME | 3.0 SK, Deatrich Wise Jr. @ New England, 09/25/22 |
| 89t YDs, Marcus Peters @ Cincinnati, 11/10/19 | 70+ YARD INTERCEPTION RETURN | 89t YDs, Darqueze Dennard vs. Cincinnati, 12/31/17 |
| 2 INTs, Marcus Williams vs. Miami, 09/18/22 | TWO INTERCEPTIONS | 2 INTs, Jordan Poyer vs. Buffalo, 10/02/22 |
| * Never Has Happened * | THREE INTERCEPTIONS | 3 INTs, Anthony Henry vs. Cleveland, 11/18/01 |
| * Never Has Happened * | FOUR INTERCEPTIONS | * Never Has Happened * |
| 90 YDs, Pittsburgh 19, Baltimore 14 @ Pittsburgh, 12/02/20 | LESS THAN 100 NET PASSING YARDS | 48 YDs, Baltimore 38, Cincinnati 3 @ Cincinnati, 01/03/21 |
| 131 YDs, Baltimore 26, Atlanta 16 @ Atlanta, 12/02/18 | LESS THAN 150 YARDS NET OFFENSE | 146 YDs, Jacksonville 12, Baltimore 7 @ Jacksonville, 10/24/11 |
| 195 YDs, Baltimore 38, Cincinnati 3 @ Cincinnati, 01/03/21 | LESS THAN 200 YARDS NET OFFENSE | 186 YDs, Jacksonville 44, Baltimore 7 @ Jacksonville, 09/24/17 |
| 290 YDs, Cleveland 24, Baltimore 22 @ Cleveland, 12/12/21 | LESS THAN 300 YARDS NET OFFENSE | 296 YDs, Buffalo 23, Baltimore 20 vs. Buffalo, 10/02/22 |
| 4 TO, Baltimore 37, New England 26 @ New England, 09/25/22 | FORCED THREE+ TURNOVERS | 3 TO, Pittsburgh 16, Baltimore 13 vs. Pittsburgh, 01/09/22 |

| BY RAVENS | SPECIAL TEAMS | | BY OPPONENT |
|-----------|---------------|--|-------------|
|-----------|---------------|--|-------------|

THE LAST TIME IT HAPPENED

103 YDs, Devin Duvernay: 7-J.Sanders kicks 68 yards from MIA 35 to BLT -3. 13-D.Duvernay for 103 yards, TOUCHDOWN. vs. Miami, 09/18/22

KICKOFF RETURNED FOR A TOUCHDOWN

98 YDs, Kene Nwangwu: 9-J.Tucker kicks 63 yards from BLT 35 to MIN 02. 26-K.Nwangwu for 98 yards, TOUCHDOWN. vs. Minnesota, 11/07/21

70 YDs, Cyrus Jones: (13:01) (Punt formation) 5-J.Townsend punts 52 yards to BLT 30, Center-47-T.Sieg. 27-C.Jones for 70 yards, TOUCHDOWN. vs. Oakland, 11/25/18

PUNT RETURNED FOR A TOUCHDOWN

85 YDs, Jamison Crowder: (5:11) (Punt formation) 4-S.Koch punts 45 yards to WAS 15, Center-46-M.Cox. 80-J.Crowder for 85 yards, TOUCHDOWN. vs. Washington, 10/09/16

Brent Urban: (:03) 6-T.Coons 51 yard field goal is BLOCKED (96-B.Urban), Center-47-C.Hughlett, Holder-8-A.Lee, RECOVERED by BLT-33-W.Hill at BLT 36. 33-W.Hill for 64 yards, TOUCHDOWN. @ Cleveland, 11/30/15

BLOCKED FIELD GOAL RETURNED FOR A TOUCHDOWN

* Never Has Happened *

Javorius Allen: (13:44) (Punt formation) 4-J.Berry punt is BLOCKED by 37-J.Allen, Center-60-G.Warren, RECOVERED by BLT-10-C.Moore at PIT 14. 10-C.Moore for 14 yards, TOUCHDOWN. vs. Pittsburgh, 11/06/16

BLOCKED PUNT RETURNED FOR A TOUCHDOWN

Tarell Basham: (12:13) (Punt formation) 4-S.Koch punt is BLOCKED by 93-T.Basham, Center-46-M.Cox, RECOVERED by NYJ-49-B.Bello at BLT 14. 49-B.Bello for 14 yards, TOUCHDOWN. vs. N.Y. Jets, 12/12/19

* Never Has Happened *

66 YDs, Justin Tucker: (:03) 9-J.Tucker 66 yard field goal is GOOD, Center-46-N.Moore, Holder-4-S.Koch. @ Detroit, 09/26/21

MADE FIELD GOAL OF 60 YARDS OR LONGER

51 YDs, Justin Tucker: (3:44) 9-J.Tucker 51 yard field goal is GOOD, Center-46-N.Moore, Holder-11-J.Stout. vs. Buffalo, 10/02/22

MADE FIELD GOAL OF 50-59 YARDS

50 YDs, Nick Folk: (:01) 6-N.Folk 50 yard field goal is GOOD, Center-49-J.Cardona, Holder-7-J.Bailey. @ New England, 09/25/22

48 YDs, Justin Tucker: (:05) (Field Goal formation) 9-J.Tucker 48 yard field goal is BLOCKED (21-D.Ward), Center-46-M.Cox, Holder-4-S.Koch, recovered by BLT-46-M.Cox at CLV 7. @ Cleveland, 10/07/18

BLOCKED FIELD GOAL

37 YDs, Rodrigo Blankenship: (4:37) 3-R.Blankenship 37 yard field goal is BLOCKED (93-C.Campbell), Center-46-L.Rhodes, Holder-8-R.Sanchez, RECOVERED by BLT-23-A.Averett at BLT 25. vs. Indianapolis, 10/11/21

Sam Koch: (12:13) (Punt formation) 4-S.Koch punt is BLOCKED by 93-T.Basham, Center-46-M.Cox, RECOVERED by NYJ-49-B.Bello at BLT 14. 49-B.Bello for 14 yards, TOUCHDOWN. vs. N.Y. Jets, 12/12/19

BLOCKED PUNT

Jordan Berry: (13:44) (Punt formation) 4-J.Berry punt is BLOCKED by 37-J.Allen, Center-60-G.Warren, RECOVERED by BLT-10-C.Moore at PIT 14. 10-C.Moore for 14 yards, TOUCHDOWN. vs. Pittsburgh, 11/06/16

Justin Tucker: 9-J.Tucker extra point is No Good, Hit Left Upright, Center-46-N.Moore, Holder-11-J.Stout. @ New England, 09/25/22

MISSED POINT AFTER TOUCHDOWN ATTEMPT

Greg Zuerlein: 6-G.Zuerlein extra point is No Good, Wide Left, Center-42-T.Hennessy, Holder-7-B.Mann. @ N.Y. Jets, 09/11/22

Patrick Murray [Lawrence Guy blocked]: 2-P.Murray extra point is Blocked (93-L.Guy), Center-47-C.Hughlett, Holder-4-B.Colquitt. DEFENSIVE TWO-POINT ATTEMPT. 36-T.Young recovered the blocked kick. ATTEMPT SUCCEEDS. @ Cleveland, 09/18/16

POINT AFTER TOUCHDOWN ATTEMPT BLOCKED

Justin Tucker [Vincent Taylor blocked]: 9-J.Tucker extra point is Blocked (96-V.Taylor), Center-46-M.Cox, Holder-4-S.Koch. DEFENSIVE TWO-POINT ATTEMPT. 20-T.Thomas recovered the blocked kick. ATTEMPT FAILS. @ Cleveland, 12/14/20

Chuck Clark: 9-J.Tucker kicks onside 6 yards from BLT 35 to BLT 41. RECOVERED by BLT-36-C.Clark. @ Cleveland, 12/12/21

SUCCESSFUL ONSIDE KICK

Johnathan Cyprien: 10-J.Scobee kicks onside 17 yards from JAX 35 to BLT 48. RECOVERED by JAX-37-J.Cyprien. vs. Jacksonville, 12/14/14

6 FG, Justin Tucker: (29, 24, 32, 49, 53, 61) @ Detroit, 12/16/13

SIX FIELD GOALS

6 FG, Kai Forbath: (52, 51, 43, 43, 34, 32) @ Minnesota, 10/22/17

5 FG, Justin Tucker: (48, 29, 48, 45, 39) vs. San Diego, 11/01/15

FIVE FIELD GOALS

6 FG, Kai Forbath: (52, 51, 43, 43, 34, 32) @ Minnesota, 10/22/17

4 FG, Justin Tucker: (22, 46, 46, 34) vs. L.A. Rams, 01/02/22

FOUR FIELD GOALS

4 FG, Chris Boswell: (52, 43, 24, 46) @ Pittsburgh, 12/10/17

4 FG, Justin Tucker: (22, 46, 46, 34) vs. L.A. Rams, 01/02/22

THREE FIELD GOALS

3 FG, Tyler Bass: (38, 39, 21) vs. Buffalo, 10/02/22

73 yds, Sam Koch @ New Orleans, 11/24/14

70+ YARD PUNT

72 yds, Kevin Huber @ Cincinnati, 01/03/21

BY RAVENS

BY OPPONENT

TEAM/MISCELLANEOUS

500 YDs, Baltimore 500, Minnesota 318 vs. Minnesota, 11/07/21

500 TOTAL YARDS OF OFFENSE

547 YDs, Miami 547, Baltimore 473 vs. Miami, 09/18/22

473 YDs, Miami 547, Baltimore 473 vs. Miami, 09/18/22

400-499 TOTAL YARDS OF OFFENSE

447 YDs, New England 447, Baltimore 394 @ New England, 09/25/22

THE LAST TIME IT HAPPENED

ST: (6:11) (No Huddle, Shotgun) D.Carr sacked at OAK 33 for -5 yards (M.Judon). FUMBLES (M.Judon) [M.Judon], RECOVERED by BLT-T.Suggs at OAK 43. T.Suggs for 43 yards, TOUCHDOWN. Suggs' 3rd career touchdown.DEF: (8:16) L.Jackson left end for 5 yards, TOUCHDOWN.DEF: (11:20) (Shotgun) L.Jackson pass short right to M.Crabtree for 8 yards, TOUCHDOWN.OFF: (13:01) (Punt formation) J.Townsend punts 52 yards to BLT 30, Center-T.Sieg. C.Jones for 70 yards, TOUCHDOWN. vs. Oakland, 11/25/18

* Never Has Happened *

TOUCHDOWN ON OFFENSE, DEFENSE AND SPECIAL TEAMS

Lamar Jackson/Lamar Jackson: TWO-POINT CONVERSION ATTEMPT. 8-L.Jackson pass to 89-M.Andrews is complete. ATTEMPT SUCCEEDS.TWO-POINT CONVERSION ATTEMPT. 8-L.Jackson pass to 89-M.Andrews is complete. ATTEMPT SUCCEEDS. vs. Indianapolis, 10/11/21

MADE TWO-POINT CONVERSION

Ben Roethlisberger: TWO-POINT CONVERSION ATTEMPT. 7-B.Roethlisberger pass to 88-P.Freiermuth is complete. ATTEMPT SUCCEEDS. @ Pittsburgh, 12/05/21

Tyler Huntley: TWO-POINT CONVERSION ATTEMPT. 2-T.Huntley pass to 89-M.Andrews is incomplete. ATTEMPT FAILS. vs. Green Bay, 12/19/21

FAILED TWO-POINT CONVERSION

Mac Jones: TWO-POINT CONVERSION ATTEMPT. 10-M.Jones pass to 38-R.Stevenson is complete. ATTEMPT SUCCEEDS. The Replay Official reviewed the runner was not down by contact ruling, and the play was REVERSED. TWO-POINT CONVERSION ATTEMPT. 10-M.Jones pass to 38-R.Stevenson is complete. ATTEMPT FAILS. @ New England, 09/25/22

Baltimore 59, Miami 10 @ Miami, 09/08/19

50 POINTS

* Never Has Happened *

Baltimore 40, Jacksonville 14 vs. Jacksonville, 12/20/20

40 POINTS

Miami 42, Baltimore 38 vs. Miami, 09/18/22

Baltimore 34, Minnesota 31 vs. Minnesota, 11/07/21

OVERTIME WIN

Pittsburgh 16, Baltimore 13 vs. Pittsburgh, 01/09/22

Pittsburgh 16, Baltimore 13 vs. Pittsburgh, 01/09/22

OVERTIME LOSS

Baltimore 34, Minnesota 31 vs. Minnesota, 11/07/21

Baltimore 10, Philadelphia 10 vs. Philadelphia, 11/16/97

OVERTIME TIE

Baltimore 10, Philadelphia 10 vs. Philadelphia, 11/16/97

0 TO, Miami 42, Baltimore 38 vs. Miami, 09/18/22

NO TURNOVERS

0 TO, Cincinnati 41, Baltimore 21 @ Cincinnati, 12/26/21

40:31 TOP, Baltimore 38, Cincinnati 3 @ Cincinnati, 01/03/21

OVER 40:00 TIME OF POSSESSION (NON-OT)

40:03 TOP, Baltimore 31, Dallas 29 vs. Dallas, 10/14/12

Baltimore 34, L.A. Chargers 6 vs. L.A. Chargers, 10/17/21

WON GAME BY 20+ POINTS

Cincinnati 41, Baltimore 21 @ Cincinnati, 12/26/21

TEAM RECORD WHEN...

RAVENS 2022 REGULAR SEASON RECORD WHEN...

| CATEGORY | 2022 SEASON | | ALL-TIME | | CATEGORY | 2022 SEASON | | ALL-TIME | |
|-----------------------------------|-------------|--|-----------|--|--|-------------|--|-----------|--|
| | W-L-T | | W-L-T | | | W-L-T | | W-L-T | |
| OVERALL | 2-2 | | 235-185-1 | | IN SEPTEMBER | 2-1 | | 56-35 | |
| HOME | 0-2 | | 143-67-1 | | IN OCTOBER | 0-1 | | 45-54 | |
| RAVENS AT M&T BANK STADIUM | 0-2 | | 136-59 | | IN NOVEMBER | 0-0 | | 65-43-1 | |
| RAVENS ON THE ROAD | 2-0 | | 92-118 | | IN DECEMBER | 0-0 | | 63-46 | |
| RAVENS OUTDOORS | 2-2 | | 225-169-1 | | IN JANUARY | 0-0 | | 6-6 | |
| RAVENS INDOORS | 0-0 | | 8-16 | | | | | | |
| RAVENS SCORE FIRST | 2-2 | | 163-64-1 | | ON SUNDAY NIGHT | 0-0 | | 17-13 | |
| OPPONENT SCORES FIRST | 0-0 | | 72-121 | | ON THURSDAY NIGHT | 0-0 | | 8-6 | |
| RAVENS SCORE ON FIRST POSSESSION | 0-2 | | 100-52 | | ON MONDAY NIGHT | 0-0 | | 15-13 | |
| RAVENS SCORE 20 OR MORE POINTS | 2-2 | | 187-72 | | ON SATURDAY | 0-0 | | 4-1 | |
| RAVENS SCORE 19 OR LESS POINTS | 0-0 | | 48-113-1 | | DAY GAMES | 2-2 | | 192-152-1 | |
| RAVENS ALLOW 20 OR MORE | 1-2 | | 59-145 | | NIGHT GAMES | 0-0 | | 43-33 | |
| RAVENS ALLOW 19 OR LESS POINTS | 1-0 | | 176-40-1 | | | | | | |
| RAVENS LEAD AFTER 1ST QUARTER | 2-2 | | 140-40-1 | | VS. AFC NORTH OVERALL | 0-0 | | 68-52 | |
| RAVENS TRAIL AFTER 1ST QUARTER | 0-0 | | 46-101 | | VS. AFC NORTH AT HOME | 0-0 | | 40-20 | |
| SCORE TIED AFTER 1ST QUARTER | 0-0 | | 49-44 | | VS. AFC NORTH ON THE ROAD | 0-0 | | 28-32 | |
| RAVENS LEAD AT HALFTIME | 2-2 | | 183-39-1 | | VS. AFC | 2-2 | | 174-144 | |
| RAVENS TRAIL AT HALFTIME | 0-0 | | 38-128 | | VS. AFC EAST | 2-2 | | 29-24 | |
| SCORE TIED AT HALFTIME | 0-0 | | 14-18 | | VS. AFC SOUTH | 0-0 | | 23-18 | |
| RAVENS LEAD AFTER 3RD QUARTER | 2-1 | | 197-34-1 | | VS. AFC WEST | 0-0 | | 28-22 | |
| RAVENS TRAIL AFTER 3RD QUARTER | 0-0 | | 32-142 | | VS. NFC | 0-0 | | 61-41-1 | |
| SCORE TIED AFTER 3RD QUARTER | 0-1 | | 6-9 | | VS. NFC EAST | 0-0 | | 17-9-1 | |
| GAME GOES TO OVERTIME | 0-0 | | 15-16-1 | | VS. NFC SOUTH | 0-0 | | 12-8 | |
| RAVENS HAVE + TURNOVER RATIO | 2-1 | | 143-27 | | VS. NFC NORTH | 0-0 | | 11-9 | |
| RAVENS HAVE - TURNOVER RATIO | 0-0 | | 41-119-1 | | VS. NFC WEST | 0-0 | | 18-10 | |
| TURNOVER RATIO EVEN | 0-1 | | 51-39 | | | | | | |
| RAVENS HAVE 30:00+TOP | 1-1 | | 170-67-1 | | RAVENS WEARING COLOR RUSH (ALL PURPLE) | 0-1 | | 5-2 | |
| RAVENS HAVE LESS THAN 30:00 TOP | 1-1 | | 65-118 | | RAVENS WEARING BLACK JERSEYS W/ WHITE PANTS | 0-0 | | 7-6 | |
| RAVENS HAVE 100-YARD RUSHER | 1-1 | | 85-29-1 | | RAVENS WEARING BLACK JERSEYS W/ BLACK PANTS | 0-0 | | 17-5 | |
| RAVENS HAVE 300 NET PASSING YARDS | 0-1 | | 23-22 | | RAVENS WEARING BLACK JERSEYS W/ PURPLE PANTS | 0-0 | | 2-0 | |
| RAVENS HAVE 300-YARD PASSER | 0-1 | | 28-28 | | | | | | |
| RAVENS HAVE 1 100-YARD RECEIVER | 0-0 | | 50-38 | | | | | | |
| RAVENS HAVE 2 100-YARD RECEIVERS | 0-1 | | 3-4 | | | | | | |
| RAVENS SCORE A KR TD | 0-1 | | 5-6 | | | | | | |
| RAVENS SCORE A PR TD | 0-0 | | 12-3 | | | | | | |

REPLAY CHALLENGES

RAVENS

| Date | Opp. | Initial Ruling | Ruling Challenged | Ruling |
|---------------|--------------|---|-----------------------|--------|
| 10/2 | vs. Buf. | L.Jackson scrambles left end ran ob at BLT 34 for 5 yards (K.Elam). | Short of line to gain | Upheld |
| TOTALS | 0-for-1 (0%) | | | |

OPPONENTS

| Date | Opp. | Initial Ruling | Ruling Challenged | Ruling |
|---------------|--------------|---|-----------------------|--------|
| 9/18 | vs. Mia. | T.Tagovailoa pass short left to J.Waddle to MIA 45 for 4 yards (M. Humphrey). | Short of line to gain | Upheld |
| TOTALS | 0-for-1 (0%) | | | |

REPLAY ASSISTANT

Last two minutes of the half and overtime and any touchdown scoring play or turnover

| Date | Opp. | Initial Ruling | Ruling Challenged | Ruling |
|---------------|---------------|--|---------------------|---|
| 9/18 | vs. Mia. | L.Jackson right tackle for 1 yard, TOUCHDOWN. | Broke the plane | Reversed – runner did not break plane |
| 9/18 | vs. Mia. | L.Jackson pass deep middle to M.Andrews for 26 yards, TOUCHDOWN. | Broke the plane | Reversed – runner did not break plane |
| 9/18 | vs. Mia. | T.Tagovailoa pass incomplete deep left to J.Waddle | Incomplete pass | Reversed – T.Tagovailoa pass deep left intended for J.Waddle INTERCEPTED by M.Williams at BLT 20. |
| 9/25 | at NE | TWO-POINT CONVERSION ATTEMPT. M.Jones pass to R.Stevenson is complete. ATTEMPT SUCCEEDS. | Not down by contact | Reversed – TWO-POINT CONVERSION ATTEMPT. M.Jones pass to R.Stevenson is complete. ATTEMPT FAILS. |
| 10/2 | vs. Buf. | J.Allen left end for 11 yards, TOUCHDOWN | Broke the plane | Upheld |
| TOTALS | 1-for-5 (20%) | | | |

HARBAUGH CAREER CHALLENGE TOTALS

| REGULAR SEASON | | | | | POSTSEASON | | | | |
|----------------|------------|-----------|-----------|-------------|--------------|----------|----------|----------|-------------|
| Year | No. | Reversed | Upheld | Pct. | Year | No. | Reversed | Upheld | Pct. |
| 2008 | 7 | 3 | 4 | 42.9 | 2008 | 3 | 2 | 1 | 66.7 |
| 2009 | 11 | 6 | 5 | 54.6 | 2009 | 2 | 1 | 1 | 50.0 |
| 2010 | 9 | 1 | 8 | 11.1 | 2010 | 0 | 0 | 0 | 0.0 |
| 2011 | 12 | 8 | 4 | 66.7 | 2011 | 1 | 0 | 1 | 0.0 |
| 2012 | 6 | 3 | 3 | 50.0 | 2012 | 1 | 0 | 1 | 0.0 |
| 2013 | 12 | 7 | 5 | 58.3 | 2013 | - | - | - | - |
| 2014 | 8 | 1 | 7 | 12.5 | 2014 | 1 | 1 | 0 | 100.0 |
| 2015 | 8 | 3 | 5 | 37.5 | 2015 | - | - | - | - |
| 2016 | 5 | 2 | 3 | 40.0 | 2016 | - | - | - | - |
| 2017 | 9 | 5 | 4 | 55.6 | 2017 | - | - | - | - |
| 2018 | 6 | 3 | 3 | 50.0 | 2018 | 1 | 1 | 0 | 100.0 |
| 2019 | 6 | 0 | 6 | 0.0 | 2019 | 0 | 0 | 0 | 0.0 |
| 2020 | 6 | 3 | 3 | 50.0 | 2020 | 0 | 0 | 0 | 0.0 |
| 2021 | 6 | 3 | 3 | 50.0 | 2021 | - | - | - | - |
| 2022 | 1 | 0 | 1 | 0.0 | 2022 | - | - | - | - |
| Total | 112 | 48 | 64 | 42.8 | Total | 7 | 3 | 4 | 42.8 |



GAME 1: RAVENS 24, JETS 9

Baltimore (1-0) • N.Y. Jets (0-1)

Sunday, September 11, 2022 • 1:00 PM EDT • MetLife Stadium • N.Y. Jets
Rain and mid 70s Temp: 73° F, Humidity: 79%, Wind: W 3 mph • Attendance: 78,827 • Time: 3:03



| | | | | | | |
|-------------------------|----------|----------|-----------|----------|----------|-----------|
| Baltimore Ravens | 3 | 7 | 14 | 0 | — | 24 |
| New York Jets | 0 | 3 | 0 | 6 | — | 9 |

SCORING DRIVES

| TEAM | QTR | TIME | SCORING PLAY | BAL | NYJ |
|--------|-----|-------|--|-----|-----|
| Ravens | 1 | 03:16 | J.Tucker 24 yd. Field Goal (4-7, 1:40) | 3 | 0 |
| Ravens | 2 | 03:45 | D.Duvernay 25 yd. pass from L.Jackson (J.Tucker kick) (3-62, 0:56) | 10 | 0 |
| Jets | 2 | 00:24 | G.Zuerlein 45 yd. Field Goal (8-48, 3:21) | 10 | 3 |
| Ravens | 3 | 07:14 | D.Duvernay 17 yd. pass from L.Jackson (J.Tucker kick) (6-44, 3:10) | 17 | 3 |
| Ravens | 3 | 02:06 | R.Bateman 55 yd. pass from L.Jackson (J.Tucker kick) (5-88, 2:31) | 24 | 3 |
| Jets | 4 | 01:00 | T.Conklin 3 yd. pass from J.Flacco (kick failed, wl) (11-43, 1:42) | 24 | 9 |

NEW YORK JETS (HEAD COACH: ROBERT SALEH)

| OFFENSE | | | DEFENSE | | |
|---------|----|----------------|---------|----|-------------------|
| WR | 8 | E. Moore | DE | 91 | J. Franklin-Myers |
| LT | 76 | G. Fant | DL | 98 | S. Rankins |
| LG | 78 | L. Tomlinson | DE | 95 | Q. Williams |
| C | 60 | C. McGovern | LB | 57 | C. Mosley |
| RG | 75 | A. Vera-Tucker | LB | 56 | Q. Williams |
| RT | 61 | M. Mitchell | LB | 58 | C. Lawson |
| TE | 81 | L. Cager | LB | 9 | K. Alexander |
| TE | 83 | T. Conklin | CB | 4 | D. Reed |
| TE | 87 | C. Uzomah | CB | 1 | S. Gardner |
| QB | 19 | J. Flacco | S | 29 | L. Joyner |
| RB | 32 | M. Carter | S | 3 | J. Whitehead |

BALTIMORE RAVENS (HEAD COACH: JOHN HARBAUGH)

| OFFENSE | | | DEFENSE | | |
|---------|----|---------------|---------|----|--------------|
| WR | 7 | R. Bateman | DT | 92 | J. Madubuike |
| WR | 13 | D. Duvernay | NT | 58 | M. Pierce |
| LT | 71 | J. James | DE | 93 | C. Campbell |
| LG | 72 | B. Powers | RUSH | 99 | O. Oweh |
| C | 64 | T. Linderbaum | MLB | 56 | J. Bynes |
| RG | 70 | K. Zeitler | WLB | 6 | P. Queen |
| RT | 78 | M. Moses | SAM | 40 | M. Harrison |
| TE | 89 | M. Andrews | CB | 23 | K. Fuller |
| QB | 8 | L. Jackson | SS | 36 | C. Clark |
| FB | 42 | P. Ricard | FS | 32 | M. Williams |
| RB | 17 | K. Drake | CB | 44 | M. Humphrey |

OFFICIALS: Referee: Craig Wrolstad (4), Umpire: Steve Woods (54), Down Judge: Jim Mello (48), Side Judge: Jeff Lamberth (21), Back Judge: Grantis Bell (27), Line Judge: Tripp Sutter (37), Field Judge: Jeff Shears, Replay Official: Kevin Stine, Replay Assistant: Gavin Anderson

BALTIMORE RAVENS

| PASSING | ATT | CP | YDS | SK/YD | TD | LG | INT | RTG |
|---------------|-----------|-----------|------------|------------|----------|------------|----------|-------------|
| Lamar Jackson | 30 | 17 | 213 | 2/2 | 3 | 55t | 1 | 98.3 |
| TOTAL | 30 | 17 | 213 | 2/2 | 3 | 55T | 1 | 98.3 |

| RUSHING | ATT | YDS | AVG | LG | TD |
|---------------|-----------|-----------|------------|-----------|----------|
| Kenyan Drake | 11 | 31 | 2.8 | 8 | 0 |
| Lamar Jackson | 6 | 17 | 2.8 | 8 | 0 |
| Mike Davis | 2 | 11 | 5.5 | 10 | 0 |
| Justice Hill | 2 | 4 | 2.0 | 3 | 0 |
| TOTAL | 21 | 63 | 3.0 | 10 | 0 |

| RECEIVING | NO | YDS | AVG | LG | TD |
|-------------------|-----------|------------|-------------|------------|----------|
| Mark Andrews | 5 | 52 | 10.4 | 17 | 0 |
| Devin Duvernay | 4 | 54 | 13.5 | 25t | 2 |
| Rashod Bateman | 2 | 59 | 29.5 | 55t | 1 |
| Demarcus Robinson | 2 | 19 | 9.5 | 11 | 0 |
| Justice Hill | 2 | 7 | 3.5 | 5 | 0 |
| Kenyan Drake | 1 | 15 | 15.0 | 15 | 0 |
| Patrick Ricard | 1 | 7 | 7.0 | 7 | 0 |
| TOTAL | 17 | 213 | 12.5 | 55T | 3 |

| TOP DEFENSE | TOT | SOLO | AST | SCK | YDS | INT |
|-----------------|-----|------|-----|-----|-----|-----|
| Marcus Williams | 12 | 10 | 2 | 0.0 | 0.0 | 1 |
| Patrick Queen | 9 | 5 | 4 | 0.5 | 2.5 | 0 |
| Chuck Clark | 8 | 4 | 4 | 0.0 | 0.0 | 0 |

| FIELD GOALS | FGM/FGA | PERCENT | RESULTS |
|---------------|------------|--------------|---------|
| Justin Tucker | 1-1 | 100.0 | 24G |
| TOTAL | 1-1 | 100.0 | |

NEW YORK JETS

| PASSING | ATT | CP | YDS | SK/YD | TD | LG | INT | RTG |
|--------------|-----------|-----------|------------|-------------|----------|-----------|----------|-------------|
| Joe Flacco | 59 | 37 | 309 | 3/12 | 1 | 24 | 1 | 74.8 |
| TOTAL | 59 | 37 | 309 | 3/12 | 1 | 24 | 1 | 74.8 |

| RUSHING | ATT | YDS | AVG | LG | TD |
|----------------|-----------|-----------|------------|-----------|----------|
| Michael Carter | 10 | 60 | 6.0 | 22 | 0 |
| Breece Hall | 6 | 23 | 3.8 | 14 | 0 |
| Joe Flacco | 1 | 0 | 0.0 | 0 | 0 |
| TOTAL | 17 | 83 | 4.9 | 22 | 0 |

| RECEIVING | NO | YDS | AVG | LG | TD |
|-----------------|-----------|------------|------------|-----------|----------|
| Michael Carter | 7 | 40 | 5.7 | 11 | 0 |
| Corey Davis | 6 | 77 | 12.8 | 17 | 0 |
| Breece Hall | 6 | 38 | 6.3 | 16 | 0 |
| Elijah Moore | 5 | 49 | 9.8 | 24 | 0 |
| Braxton Berrios | 5 | 37 | 7.4 | 13 | 0 |
| Garrett Wilson | 4 | 52 | 13.0 | 19 | 0 |
| Tyler Conklin | 4 | 16 | 4.0 | 6 | 1 |
| TOTAL | 37 | 309 | 8.4 | 24 | 1 |

| TOP DEFENSE | TOT | SOLO | AST | SCK | YDS | INT |
|------------------|-----|------|-----|-----|-----|-----|
| C.J. Mosley | 11 | 7 | 4 | 0.0 | 0.0 | 0 |
| Quincy Williams | 6 | 6 | 0 | 1.0 | 0.0 | 0 |
| Jordan Whitehead | 5 | 4 | 1 | 0.0 | 0.0 | 0 |

| FIELD GOALS | FGM/FGA | PERCENT | RESULTS |
|---------------|------------|-------------|-----------|
| Greg Zuerlein | 1-2 | 50.0 | 45WL, 45G |
| TOTAL | 1-2 | 50.0 | |

GAME HIGHLIGHTS

- Baltimore now owns a 10-2 all-time regular season series lead over the Jets, including 4-2 as the visitors, and a 5-1 record against New York during the **John Harbaugh** Era (since 2008).
- QB Lamar Jackson** completed 17-of-30 passes for 213 yards and 3 TDs (98.3 rating) with 1 INT, while adding 17 rushing yards on 6 carries. It marks the 14th time in Jackson's career that he's notched at least 3 TD passes, with Baltimore owning a 13-1 record in such contests.
- WR Devin Duvernay** posted career highs in receptions (4, tied), receiving yards (54) and TD grabs (2), while **WR Rashod Bateman** caught a 55-yard TD, marking the longest reception of his career.
- S Marcus Williams** had a team-high and career single-game best 12 tackles (10 solo), while adding 1 INT (returned 33 yards) – his first as a Raven.
- The Ravens' defense permitted just 2-of-14 (14.3%) third-down conversions against the Jets.

Team Statistics

| | Ravens | Jets |
|------------------------------|----------|----------|
| First Downs | 13 | 24 |
| 3rd-Down Eff. (Made/Att/Pct) | 5/13/38% | 2/14/14% |
| 4th-Down Eff. (Made/Att/Pct) | 0/0/0% | 3/4/75% |
| Total Net Yards | 274 | 380 |
| Total Plays | 53 | 79 |
| Yards Per Play | 5.2 | 4.8 |
| Rushes/Net Yards | 21/63 | 17/83 |
| Net Passing | 211 | 297 |
| Pass Attempts/Completions | 30/17 | 59/37 |
| Had Intercepted | 1 | 1 |
| Sacked/Yards Lost | 2/2 | 3/12 |
| Punts/Average | 6/48.5 | 6/42.2 |
| Penalties/Yards | 5/29 | 6/81 |
| Fumbles/Lost | 1/0 | 2/1 |
| Possession Time | 27:30 | 32:30 |



GAME 2: DOLPHINS 42, RAVENS 38

Miami (2-0) • Baltimore (1-1)

Sunday, September 18, 2022 • 1:00 PM EDT • M&T Bank Stadium • Baltimore
Sunny Temp: 82° F, Humidity: 61%, Wind: NE 6 mph • Attendance: 70,582 • Time: 3:20



| | | | | | | |
|------------------|---|----|---|----|---|----|
| Miami Dolphins | 0 | 7 | 7 | 28 | — | 42 |
| Baltimore Ravens | 7 | 21 | 7 | 3 | — | 38 |

SCORING DRIVES

| TEAM | QTR | TIME | SCORING PLAY | MIA | BAL |
|----------|-----|-------|--|-----|-----|
| Ravens | 1 | 14:47 | D.Duvernay 103 yd. kickoff return (J.Tucker kick) (0-0, 0:13) | 0 | 7 |
| Dolphins | 2 | 10:54 | J.Waddle 6 yd. pass from T.Tagovailoa (J.Sanders kick) (6-94, 3:49) | 7 | 7 |
| Ravens | 2 | 10:44 | R.Bateman 75 yd. pass from L.Jackson (J.Tucker kick) (1-75, 0:10) | 7 | 14 |
| Ravens | 2 | 04:03 | M.Andrews 1 yd. pass from L.Jackson (J.Tucker kick) (6-66, 2:43) | 7 | 21 |
| Ravens | 2 | 00:29 | D.Robinson 12 yd. pass from L.Jackson (J.Tucker kick) (6-80, 0:51) | 7 | 28 |
| Dolphins | 3 | 07:52 | M.Gesicki 14 yd. pass from T.Tagovailoa (J.Sanders kick) (12-75, 7:08) | 14 | 28 |
| Ravens | 3 | 00:26 | L.Jackson 79 yd. run (J.Tucker kick) (3-87, 1:35) | 14 | 35 |
| Dolphins | 4 | 12:12 | R.Cracraft 2 yd. pass from T.Tagovailoa (J.Sanders kick) (7-75, 3:14) | 21 | 35 |
| Dolphins | 4 | 07:47 | T.Hill 48 yd. pass from T.Tagovailoa (J.Sanders kick) (5-59, 1:24) | 28 | 35 |
| Dolphins | 4 | 05:19 | T.Hill 60 yd. pass from T.Tagovailoa (J.Sanders kick) (3-64, 1:27) | 35 | 35 |
| Ravens | 4 | 02:18 | J.Tucker 51 yd. Field Goal (6-42, 3:01) | 35 | 38 |
| Dolphins | 4 | 00:14 | J.Waddle 7 yd. pass from T.Tagovailoa (J.Sanders kick) (6-68, 2:04) | 42 | 38 |

| MIAMI DOLPHINS (HEAD COACH: MIKE MCDANIEL) | | | | | | | | | |
|--|----|---------------|----|----|-------------|--|--|--|--|
| OFFENSE | | | | | DEFENSE | | | | |
| WR | 10 | T. Hill | DE | 94 | C. Wilkins | | | | |
| WR | 17 | J. Waddle | NT | 92 | Z. Sieler | | | | |
| LT | 72 | T. Armstead | DT | 98 | R. Davis | | | | |
| LG | 74 | L. Eichenberg | LB | 55 | J. Baker | | | | |
| C | 58 | C. Williams | LB | 45 | D. Riley | | | | |
| RG | 68 | R. Hunt | LB | 52 | E. Roberts | | | | |
| RT | 75 | G. Little | LB | 15 | J. Phillips | | | | |
| TE | 81 | D. Smythe | CB | 25 | X. Howard | | | | |
| QB | 1 | T. Tagovailoa | CB | 40 | N. Needham | | | | |
| RB | 31 | R. Mostert | S | 8 | J. Holland | | | | |
| FB | 30 | A. Ingold | S | 29 | B. Jones | | | | |

| BALTIMORE RAVENS (HEAD COACH: JOHN HARBAUGH) | | | | | | | | | |
|--|----|---------------|------|----|--------------|--|--|--|--|
| OFFENSE | | | | | DEFENSE | | | | |
| WR | 13 | D. Duvernay | DT | 92 | J. Madubuike | | | | |
| LT | 65 | P. Mekari | NT | 58 | M. Pierce | | | | |
| LG | 72 | B. Powers | DE | 93 | C. Campbell | | | | |
| C | 64 | T. Linderbaum | RUSH | 99 | O. Oweh | | | | |
| RG | 70 | K. Zeitler | MLB | 56 | J. Bynes | | | | |
| RT | 78 | M. Moses | WLB | 6 | P. Queen | | | | |
| TE | 89 | M. Andrews | SAM | 40 | M. Harrison | | | | |
| TE | 84 | J. Oliver | CB | 24 | M. Peters | | | | |
| QB | 8 | L. Jackson | SS | 36 | C. Clark | | | | |
| FB | 42 | P. Ricard | FS | 32 | M. Williams | | | | |
| RB | 17 | K. Drake | CB | 44 | M. Humphrey | | | | |

OFFICIALS: Referee: Adrian Hill (29), Umpire: Roy Ellison (81), Down Judge: David Oliver (24), Field Judge: Mearl Robinson (31), Back Judge: Keith Ferguson (61), Side Judge: Jim Quirk (5), Replay Official: Roddy Ames, Line Judge: Kevin Codey (16)

MIAMI DOLPHINS

| PASSING | ATT | CP | YDS | SK/YD | TD | LG | INT | RTG |
|----------------|-----------|-----------|------------|------------|----------|------------|----------|--------------|
| Tua Tagovailoa | 50 | 36 | 469 | 1/8 | 6 | 60t | 2 | 124.1 |
| TOTAL | 50 | 36 | 469 | 1/8 | 6 | 60T | 2 | 124.1 |

| RUSHING | ATT | YDS | AVG | LG | TD |
|----------------|-----------|-----------|------------|-----------|----------|
| Raheem Mostert | 11 | 51 | 4.6 | 11 | 0 |
| Chase Edmonds | 5 | 33 | 6.6 | 28 | 0 |
| Alec Ingold | 1 | 1 | 1.0 | 1 | 0 |
| Tua Tagovailoa | 1 | 1 | 1.0 | 1 | 0 |
| TOTAL | 18 | 86 | 4.8 | 28 | 0 |

| RECEIVING | NO | YDS | AVG | LG | TD |
|-----------------|-----------|------------|-------------|------------|----------|
| Tyreek Hill | 11 | 190 | 17.3 | 60t | 2 |
| Jaylen Waddle | 11 | 171 | 15.5 | 59 | 2 |
| Mike Gesicki | 4 | 41 | 10.3 | 14t | 1 |
| Raheem Mostert | 3 | 28 | 9.3 | 13 | 0 |
| Alec Ingold | 2 | 15 | 7.5 | 13 | 0 |
| Trent Sherfield | 2 | 9 | 4.5 | 12 | 0 |
| Chase Edmonds | 1 | 8 | 8.0 | 8 | 0 |
| Durham Smythe | 1 | 5 | 5.0 | 5 | 0 |
| River Cracraft | 1 | 2 | 2.0 | 2t | 1 |
| TOTAL | 36 | 469 | 13.0 | 60T | 6 |

| TOP DEFENSE | TOT | SOLO | AST | SCK | YDS | INT |
|-------------------|-----|------|-----|-----|-----|-----|
| Christian Wilkins | 8 | 6 | 2 | 0.0 | 0.0 | 0 |
| Eric Rowe | 6 | 6 | 0 | 0.0 | 0.0 | 0 |
| Duke Riley | 4 | 3 | 1 | 0.0 | 0.0 | 0 |

| FIELD GOALS | FGM/FGA | PERCENT | RESULTS |
|-------------|----------------|---------|---------|
| | No Field Goals | | |

BALTIMORE RAVENS

| PASSING | ATT | CP | YDS | SK/YD | TD | LG | INT | RTG |
|---------------|-----------|-----------|------------|------------|----------|------------|----------|--------------|
| Lamar Jackson | 29 | 21 | 318 | 0/0 | 3 | 75t | 0 | 142.6 |
| TOTAL | 29 | 21 | 318 | 0/0 | 3 | 75T | 0 | 142.6 |

| RUSHING | ATT | YDS | AVG | LG | TD |
|----------------|-----------|------------|------------|------------|----------|
| Lamar Jackson | 9 | 119 | 13.2 | 79t | 1 |
| Justice Hill | 3 | 16 | 5.3 | 13 | 0 |
| Kenyan Drake | 6 | 8 | 1.3 | 6 | 0 |
| Patrick Ricard | 1 | 5 | 5.0 | 5 | 0 |
| Mike Davis | 5 | 4 | 0.8 | 3 | 0 |
| Mark Andrews | 1 | 3 | 3.0 | 3 | 0 |
| TOTAL | 25 | 155 | 6.2 | 79T | 1 |

| RECEIVING | NO | YDS | AVG | LG | TD |
|-------------------|-----------|------------|-------------|------------|----------|
| Mark Andrews | 9 | 104 | 11.6 | 25 | 1 |
| Rashod Bateman | 4 | 108 | 27.0 | 75t | 1 |
| Isaiah Likely | 4 | 43 | 10.8 | 34 | 0 |
| Devin Duvernay | 2 | 42 | 21.0 | 26 | 0 |
| Demarcus Robinson | 1 | 12 | 12.0 | 12t | 1 |
| Tylan Wallace | 1 | 9 | 9.0 | 9 | 0 |
| TOTAL | 21 | 318 | 15.1 | 75T | 3 |

| TOP DEFENSE | TOT | SOLO | AST | SCK | YDS | INT |
|-----------------|-----|------|-----|-----|-----|-----|
| Marcus Williams | 10 | 7 | 3 | 0.0 | 0.0 | 2 |
| Marlon Humphrey | 7 | 4 | 3 | 0.0 | 0.0 | 0 |
| Chuck Clark | 5 | 5 | 0 | 0.0 | 0.0 | 0 |

| FIELD GOALS | FGM/FGA | PERCENT | RESULTS |
|---------------|------------|--------------|---------|
| Justin Tucker | 1-1 | 100.0 | 51G |
| TOTAL | 1-1 | 100.0 | |

GAME HIGHLIGHTS

- **QB Lamar Jackson** (119 rushing yards) eclipsed the century mark for the 11th time, surpassing Michael Vick for the most 100-yard rushing games by a QB in NFL history, also becoming the first player to throw a TD of 75-plus yards and rush for a TD of 75-plus yards in a single game.
- **S Marcus Williams** had a game-high 10 tackles and 2 INTs, marking his second-career multi-INT game and first since 12/31/17 at TB (w/ NO).
- **WR Devin Duvernay** registered a 103-yard KOR-TD to open the game, marking the league's first KOR-TD of the 2022 season and the second (93 yards on 9/28/20 vs. KC) of Duvernay's career. It also marked the first opening-game kickoff for a TD in Ravens history.
- **TE Mark Andrews'** receiving TD was the 30th of his career, passing WR Derrick Mason (29) for third most in team history. Andrews also joined Mike Ditka (32), Antonio Gates (43), Tony Gonzalez (30), Jimmy Graham (51), Rob Gronkowski (54) and Kellen Winslow Sr. (35) as one of seven TEs in NFL history to reach that mark in the first five seasons of a career.

Team Statistics

| | Dolphins | Ravens |
|------------------------------|----------|----------|
| First Downs | 27 | 23 |
| 3rd-Down Eff. (Made/Att/Pct) | 7/11/64% | 3/10/30% |
| 4th-Down Eff. (Made/Att/Pct) | 2/2/100% | 1/3/33% |
| Total Net Yards | 547 | 473 |
| Total Plays | 69 | 54 |
| Yards Per Play | 7.9 | 8.8 |
| Rushes/Net Yards | 18/86 | 25/155 |
| Net Passing | 461 | 318 |
| Pass Attempts/Completions | 50/36 | 29/21 |
| Had Intercepted | 2 | 0 |
| Sacked/Yards Lost | 1/8 | 0/0 |
| Punts/Average | 2/41.0 | 2/40.5 |
| Penalties/Yards | 8/51 | 1/5 |
| Fumbles/Lost | 0/0 | 1/0 |
| Possession Time | 34:47 | 25:13 |



GAME 3: RAVENS 37, PATRIOTS 26

Baltimore (2-1) • New England (1-2)

Sunday, September 25, 2022 • 1:00 PM EDT • Gillette Stadium • New England

Mostly Cloudy Temp: 66° F, Humidity: 61%, Wind: NE 10 mph • Attendance: 65,878 • Time: 3:04



| | | | | | | |
|----------------------|---|----|----|---|---|----|
| Baltimore Ravens | 7 | 7 | 17 | 6 | — | 37 |
| New England Patriots | 0 | 13 | 7 | 6 | — | 26 |

SCORING DRIVES

| TEAM | QTR | TIME | SCORING PLAY | BAL | NE |
|----------|-----|-------|---|-----|----|
| Ravens | 1 | 04:09 | M.Andrews 5 yd. pass from L.Jackson (J.Tucker kick) (11-69, 6:23) | 7 | 0 |
| Patriots | 2 | 14:57 | N.Folk 35 yd. Field Goal (7-62, 4:12) | 7 | 3 |
| Patriots | 2 | 05:58 | M.Jones 3 yd. run (N.Folk kick) (6-32, 2:14) | 7 | 10 |
| Ravens | 2 | 00:30 | M.Andrews 16 yd. pass from L.Jackson (J.Tucker kick) (9-75, 5:28) | 14 | 10 |
| Patriots | 2 | 00:00 | N.Folk 50 yd. Field Goal (5-43, 0:30) | 14 | 13 |
| Patriots | 3 | 12:14 | D.Harris 2 yd. run (N.Folk kick) (7-75, 2:46) | 14 | 20 |
| Ravens | 3 | 08:39 | J.Oliver 1 yd. pass from L.Jackson (J.Tucker kick) (7-75, 3:35) | 21 | 20 |
| Ravens | 3 | 04:41 | D.Duvernay 4 yd. pass from L.Jackson (J.Tucker kick) (4-44, 1:37) | 28 | 20 |
| Ravens | 3 | 02:33 | J.Tucker 56 yd. Field Goal (4-5, 1:31) | 31 | 20 |
| Patriots | 4 | 12:39 | R.Stevenson 1 yd. run (pass failed) (9-75, 4:54) | 31 | 26 |
| Ravens | 4 | 03:00 | L.Jackson 9 yd. run (kick failed, hlu) (7-73, 2:35) | 37 | 26 |

NEW ENGLAND PATRIOTS (HEAD COACH: BILL BELICHIK)

| OFFENSE | | | | DEFENSE | | | |
|---------|----|------------|-----|---------|---------------|--|--|
| WR | 1 | D. Parker | LE | 91 | D. Wise Jr. | | |
| LT | 77 | T. Brown | DL | 92 | D. Godchaux | | |
| LG | 69 | C. Strange | RE | 93 | L. Guy | | |
| C | 60 | D. Andrews | LB | 9 | M. Judon | | |
| RG | 71 | M. Onwenu | LB | 8 | J. Bentley | | |
| RT | 76 | I. Wynn | LB | 30 | M. Wilson Sr. | | |
| TE | 85 | H. Henry | LCB | 31 | J. Jones | | |
| WR | 15 | N. Agholor | RCB | 2 | J. Mills | | |
| WR | 84 | K. Bourne | S | 21 | A. Phillips | | |
| QB | 10 | M. Jones | S | 32 | D. McCourty | | |
| RB | 37 | D. Harris | DB | 3 | J. Peppers | | |

BALTIMORE RAVENS (HEAD COACH: JOHN HARBAUGH)

| OFFENSE | | | | DEFENSE | | | |
|---------|----|---------------|------|---------|-----------------|--|--|
| WR | 7 | R. Bateman | DT | 92 | J. Madubuike | | |
| WR | 13 | D. Duvernay | NT | 58 | M. Pierce | | |
| LT | 65 | P. Mekari | DE | 93 | C. Campbell | | |
| LG | 72 | B. Powers | RUSH | 50 | J. Houston | | |
| C | 64 | T. Linderbaum | MLB | 56 | J. Bynes | | |
| RG | 70 | K. Zeitler | WLB | 6 | P. Queen | | |
| RT | 78 | M. Moses | CB | 24 | M. Peters | | |
| TE | 89 | M. Andrews | SS | 36 | C. Clark | | |
| QB | 8 | L. Jackson | FS | 32 | M. Williams | | |
| FB | 42 | P. Ricard | CB | 44 | M. Humphrey | | |
| RB | 27 | J. Dobbins | DB | 5 | J. Armour-Davis | | |

OFFICIALS: Referee: Bill Vinovich (52), Field Judge: Joe Blubaugh (57), Down Judge: Jerry Bergman (91), Line Judge: Mark Perlman (9), Umpire: Alex Moore (49), Side Judge: Jimmy Buchanan (86), Back Judge: Jimmy Russell (82), Replay Official: Mark Butterworth

BALTIMORE RAVENS

| PASSING | ATT | CP | YDS | SK/YD | TD | LG | INT | RTG |
|---------------|-----------|-----------|------------|-------------|----------|-----------|----------|--------------|
| Lamar Jackson | 29 | 18 | 218 | 4/12 | 4 | 35 | 1 | 110.3 |
| TOTAL | 29 | 18 | 218 | 4/12 | 4 | 35 | 1 | 110.3 |

| RUSHING | ATT | YDS | AVG | LG | TD |
|----------------|-----------|------------|------------|-----------|----------|
| Lamar Jackson | 11 | 107 | 9.7 | 38 | 1 |
| Justice Hill | 6 | 60 | 10.0 | 34 | 0 |
| J.K. Dobbins | 7 | 23 | 3.3 | 5 | 0 |
| Devin Duvernay | 2 | -2 | -1.0 | 2 | 0 |
| TOTAL | 26 | 188 | 7.2 | 38 | 1 |

| RECEIVING | NO | YDS | AVG | LG | TD |
|----------------|-----------|------------|-------------|-----------|----------|
| Mark Andrews | 8 | 89 | 11.1 | 25 | 2 |
| Rashod Bateman | 2 | 59 | 29.5 | 35 | 0 |
| Devin Duvernay | 2 | 25 | 12.5 | 21 | 1 |
| J.K. Dobbins | 2 | 17 | 8.5 | 11 | 0 |
| Josh Oliver | 2 | 8 | 4.0 | 7 | 1 |
| Patrick Ricard | 1 | 12 | 12.0 | 12 | 0 |
| Isaiah Likely | 1 | 8 | 8.0 | 8 | 0 |
| TOTAL | 18 | 218 | 12.1 | 35 | 4 |

| TOP DEFENSE | TOT | SOLO | AST | SCK | YDS | INT |
|---------------|-----|------|-----|-----|-----|-----|
| Josh Bynes | 10 | 8 | 2 | 0.0 | 0.0 | 1 |
| Chuck Clark | 8 | 6 | 2 | 0.0 | 0.0 | 0 |
| Patrick Queen | 5 | 4 | 1 | 1.0 | 7.0 | 0 |

| FIELD GOALS | FGM/FGA | PERCENT | RESULTS |
|---------------|------------|--------------|---------|
| Justin Tucker | 1-1 | 100.0 | 56G |
| TOTAL | 1-1 | 100.0 | |

NEW ENGLAND PATRIOTS

| PASSING | ATT | CP | YDS | SK/YD | TD | LG | INT | RTG |
|--------------|-----------|-----------|------------|-------------|----------|-----------|----------|-------------|
| Mac Jones | 32 | 22 | 321 | 3/19 | 0 | 40 | 3 | 62.1 |
| TOTAL | 32 | 22 | 321 | 3/19 | 0 | 40 | 3 | 62.1 |

| RUSHING | ATT | YDS | AVG | LG | TD |
|---------------------|-----------|------------|------------|-----------|----------|
| Rhamondre Stevenson | 12 | 73 | 6.1 | 18 | 1 |
| Damien Harris | 11 | 41 | 3.7 | 10 | 1 |
| Mac Jones | 5 | 31 | 6.2 | 15 | 1 |
| TOTAL | 28 | 145 | 5.2 | 18 | 3 |

| RECEIVING | NO | YDS | AVG | LG | TD |
|---------------------|-----------|------------|-------------|-----------|----------|
| DeVante Parker | 5 | 156 | 31.2 | 40 | 0 |
| Kendrick Bourne | 4 | 58 | 14.5 | 26 | 0 |
| Rhamondre Stevenson | 4 | 28 | 7.0 | 11 | 0 |
| Jonnu Smith | 4 | 25 | 6.3 | 8 | 0 |
| Nelson Agholor | 2 | 41 | 20.5 | 28 | 0 |
| Damien Harris | 2 | 5 | 2.5 | 9 | 0 |
| Hunter Henry | 1 | 8 | 8.0 | 8 | 0 |
| TOTAL | 22 | 321 | 14.6 | 40 | 0 |

| TOP DEFENSE | TOT | SOLO | AST | SCK | YDS | INT |
|-----------------|-----|------|-----|-----|-----|-----|
| Devin McCourty | 8 | 7 | 1 | 0.0 | 0.0 | 0 |
| Adrian Phillips | 7 | 3 | 4 | 0.0 | 0.0 | 0 |
| Jabrill Peppers | 6 | 5 | 1 | 0.0 | 0.0 | 0 |

| FIELD GOALS | FGM/FGA | PERCENT | RESULTS |
|--------------|------------|--------------|----------|
| Nick Folk | 2-2 | 100.0 | 35G, 50G |
| TOTAL | 2-2 | 100.0 | |

GAME HIGHLIGHTS

- Head coach **John Harbaugh** has led the Ravens to 150 total wins since his 2008 arrival, ranking as the league's fifth most. (He has compiled an impressive 150-97 overall record.)
- QB Lamar Jackson** became the first player in the Super Bowl era with 10+ pass TD and 100+ rush yards in the first three games of a season.
- TE Mark Andrews** recorded a team-high 8 receptions for 89 yards and 2 TDs. In his seventh-career multi-TD performance, the second most by a Raven (**Todd Heap** – 9), Andrews also surpassed **WR Torrey Smith** for the second-most TD receptions (31) in team history (Heap – 41).
- CB Marcus Peters**, who posted 2 takeaways (1 INT & 1 FR), has 41 total takeaways (32 INTs), which are both good for the NFL's most since entering the league in 2015.
- With 1 INT, **CB Marlon Humphrey** (10 INTs) became the third Raven in franchise history to register double-digit INTs and double-digit FFs (12) throughout a career. In doing so, he joined Hall of Famers **LB Ray Lewis** (31 INTs & 19 FFs) and **S Ed Reed** (61 INTs & 11 FFs) as the only Ravens to accomplish that feat.

Team Statistics

| | Ravens | Patriots |
|------------------------------|----------|----------|
| First Downs | 19 | 22 |
| 3rd-Down Eff. (Made/Att/Pct) | 5/11/45% | 2/9/22% |
| 4th-Down Eff. (Made/Att/Pct) | 0/0/0% | 1/2/50% |
| Total Net Yards | 394 | 447 |
| Total Plays | 59 | 63 |
| Yards Per Play | 6.7 | 7.1 |
| Rushes/Net Yards | 26/188 | 28/145 |
| Net Passing | 206 | 302 |
| Pass Attempts/Completions | 29/18 | 32/22 |
| Had Intercepted | 1 | 3 |
| Sacked/Yards Lost | 4/12 | 3/19 |
| Punts/Average | 3/44.3 | 2/50.0 |
| Penalties/Yards | 2/10 | 3/16 |
| Fumbles/Lost | 1/1 | 3/1 |
| Possession Time | 30:36 | 29:24 |



GAME 4: BILLS 23, RAVENS 20

Buffalo (3-1) • Baltimore (2-2)

Sunday, October 2, 2022 • 1:00 PM EDT • M&T Bank Stadium • Baltimore
 Cloudy, Showers Temp: 52° F, Humidity: 35%, Wind: NNE 10 mph • Attendance: 70,494 • Time: 3:02



| | | | | | | |
|-------------------------------|-----------|----------|-----------|----------|----------|-----------|
| Buffalo Bills | 3 | 7 | 10 | 3 | — | 23 |
| Baltimore Ravens | 14 | 6 | 0 | 0 | — | 20 |

SCORING DRIVES

| TEAM | QTR | TIME | SCORING PLAY | BUF | BAL |
|--------|-----|-------|---|-----|-----|
| Ravens | 1 | 13:26 | J.Dobbins 1 yd. pass from L.Jackson (J.Tucker kick) (2-4, 0:42) | 0 | 7 |
| Bills | 1 | 10:14 | T.Bass 38 yd. Field Goal (8-37, 3:12) | 3 | 7 |
| Ravens | 1 | 01:06 | J.Dobbins 4 yd. run (J.Tucker kick) (15-81, 9:08) | 3 | 14 |
| Ravens | 2 | 12:54 | J.Tucker 42 yd. Field Goal (5-12, 2:26) | 3 | 17 |
| Ravens | 2 | 03:39 | J.Tucker 51 yd. Field Goal (11-38, 7:40) | 3 | 20 |
| Bills | 2 | 00:09 | I.McKenzie 4 yd. pass from J.Allen (T.Bass kick) (11-76, 1:38) | 10 | 20 |
| Bills | 3 | 09:42 | T.Bass 39 yd. Field Goal (10-51, 4:07) | 13 | 20 |
| Bills | 3 | 03:26 | J.Allen 11 yd. run (T.Bass kick) (9-80, 3:27) | 20 | 20 |
| Bills | 4 | 00:00 | T.Bass 21 yd. Field Goal (12-77, 4:09) | 23 | 20 |

BUFFALO BILLS (HEAD COACH: SEAN MCDERMOTT)

| OFFENSE | | | DEFENSE | | |
|---------|---------------|---------|-------------|--|--|
| WR 13 | G. Davis | EDGE 50 | G. Rousseau | | |
| WR 6 | I. McKenzie | DT 99 | T. Settle | | |
| LT 73 | D. Dawkins | DT 92 | D. Jones | | |
| LG 76 | R. Saffold | EDGE 40 | V. Miller | | |
| C 60 | M. Morse | MLB 58 | M. Milano | | |
| RG 71 | R. Bates | MLB 49 | T. Edmunds | | |
| RT 79 | S. Brown | CB 7 | T. Johnson | | |
| TE 88 | D. Knox | CB 24 | K. Elam | | |
| WR 14 | S. Diggs | CB 30 | D. Jackson | | |
| QB 17 | J. Allen | S 21 | J. Poyer | | |
| RB 26 | D. Singletary | S 3 | D. Hamlin | | |

BALTIMORE RAVENS (HEAD COACH: JOHN HARBAUGH)

| OFFENSE | | | DEFENSE | | |
|---------|---------------|---------|----------------|--|--|
| WR 7 | R. Bateman | DT 96 | B. Washington | | |
| WR 13 | D. Duvernay | DE 93 | C. Campbell | | |
| LT 77 | D. Faaelele | RUSH 99 | O. Oweh | | |
| LG 72 | B. Powers | MLB 56 | J. Bynes | | |
| C 64 | T. Linderbaum | MLB 6 | P. Queen | | |
| RG 70 | K. Zeitler | SAM 4 | J. Pierre-Paul | | |
| RT 78 | M. Moses | CB 24 | M. Peters | | |
| TE 89 | M. Andrews | SS 36 | C. Clark | | |
| QB 8 | L. Jackson | FS 32 | M. Williams | | |
| FB 42 | P. Ricard | CB 44 | M. Humphrey | | |
| RB 27 | J. Dobbins | DB 21 | B. Stephens | | |

OFFICIALS: Referee: Jerome Boger (23), **Umpire:** Barry Anderson (20), **Line Judge:** Rusty Baynes (59), **Down Judge:** Frank LeBlanc (44), **Field Judge:** Alonzo Ramsey III (80), **Side Judge:** Jonah Monroe (120), **Back Judge:** Steve Patrick (17), **Replay Official:** Saleem Choudhry, **Replay Assistant:** Yvonda Lewis

BUFFALO BILLS

| PASSING | ATT | CP | YDS | SK/YD | TD | LG | INT | RTG |
|--------------|-----------|-----------|------------|-------------|----------|-----------|----------|-------------|
| Josh Allen | 36 | 19 | 213 | 1/12 | 1 | 23 | 1 | 68.4 |
| TOTAL | 36 | 19 | 213 | 1/12 | 1 | 23 | 1 | 68.4 |

| RUSHING | ATT | YDS | AVG | LG | TD |
|------------------|-----------|------------|------------|-----------|----------|
| Josh Allen | 11 | 70 | 6.4 | 20 | 1 |
| Devin Singletary | 11 | 49 | 4.5 | 18 | 0 |
| Zack Moss | 3 | 6 | 2.0 | 5 | 0 |
| TOTAL | 25 | 125 | 5.0 | 20 | 1 |

| RECEIVING | NO | YDS | AVG | LG | TD |
|------------------|-----------|------------|-------------|-----------|----------|
| Stefon Diggs | 4 | 62 | 15.5 | 23 | 0 |
| Devin Singletary | 4 | 47 | 11.8 | 16 | 0 |
| Isaiah McKenzie | 4 | 21 | 5.3 | 8 | 1 |
| Dawson Knox | 3 | 40 | 13.3 | 20 | 0 |
| Khalil Shakir | 2 | 23 | 11.5 | 14 | 0 |
| Gabe Davis | 1 | 13 | 13.0 | 13 | 0 |
| Jamison Crowder | 1 | 7 | 7.0 | 7 | 0 |
| TOTAL | 19 | 213 | 11.2 | 23 | 1 |

| TOP DEFENSE | TOT | SOLO | AST | SCK | YDS | INT |
|------------------|-----|------|-----|-----|-----|-----|
| Matt Milano | 13 | 11 | 2 | 0.0 | 0.0 | 0 |
| Tremaine Edmunds | 9 | 5 | 4 | 0.0 | 0.0 | 0 |
| Damar Hamlin | 8 | 7 | 1 | 0.0 | 0.0 | 0 |

| FIELD GOALS | FGM/FGA | PERCENT | RESULTS |
|--------------|------------|--------------|---------------|
| Tyler Bass | 3-3 | 100.0 | 38G, 39G, 21G |
| TOTAL | 3-3 | 100.0 | |

BALTIMORE RAVENS

| PASSING | ATT | CP | YDS | SK/YD | TD | LG | INT | RTG |
|---------------|-----------|-----------|------------|-------------|----------|-----------|----------|-------------|
| Lamar Jackson | 29 | 20 | 144 | 2/10 | 1 | 21 | 2 | 63.0 |
| TOTAL | 29 | 20 | 144 | 2/10 | 1 | 21 | 2 | 63.0 |

| RUSHING | ATT | YDS | AVG | LG | TD |
|----------------|-----------|------------|------------|-----------|----------|
| Lamar Jackson | 11 | 73 | 6.6 | 18 | 0 |
| Justice Hill | 8 | 45 | 5.6 | 14 | 0 |
| J.K. Dobbins | 13 | 41 | 3.2 | 16 | 1 |
| Patrick Ricard | 1 | 3 | 3.0 | 3 | 0 |
| TOTAL | 33 | 162 | 4.9 | 18 | 1 |

| RECEIVING | NO | YDS | AVG | LG | TD |
|-------------------|-----------|------------|------------|-----------|----------|
| Devin Duvernay | 4 | 51 | 12.8 | 21 | 0 |
| J.K. Dobbins | 4 | 22 | 5.5 | 20 | 1 |
| Rashod Bateman | 3 | 17 | 5.7 | 13 | 0 |
| Patrick Ricard | 3 | 17 | 5.7 | 7 | 0 |
| Mark Andrews | 2 | 15 | 7.5 | 9 | 0 |
| Justice Hill | 2 | 12 | 6.0 | 10 | 0 |
| Demarcus Robinson | 2 | 10 | 5.0 | 7 | 0 |
| TOTAL | 20 | 144 | 7.2 | 21 | 1 |

| TOP DEFENSE | TOT | SOLO | AST | SCK | YDS | INT |
|---------------|-----|------|-----|-----|------|-----|
| Odafe Oweh | 7 | 6 | 1 | 1.0 | 12.0 | 0 |
| Chuck Clark | 6 | 3 | 3 | 0.0 | 0.0 | 0 |
| Patrick Queen | 5 | 4 | 1 | 0.0 | 0.0 | 0 |

| FIELD GOALS | FGM/FGA | PERCENT | RESULTS |
|---------------|------------|--------------|----------|
| Justin Tucker | 2-2 | 100.0 | 42G, 51G |
| TOTAL | 2-2 | 100.0 | |

GAME HIGHLIGHTS

- **S Marcus Williams** recorded his fourth takeaway of the season on a FR following an **OLB Odafe Oweh** FF in the first quarter. Williams' 4 takeaways (3 INTs & 1 FR) are tied with CB Chris McAlister (2008 – 3 INTs & 1 FR) for the most by a player through four games of a season in franchise history.
- **Oweh** recorded a season-high 7 tackles (6 solo), including 1 sack (-12 yards), while adding 1 FF. The second-year veteran totaled his sixth-career sack and fourth-career FF.
- **RB J.K. Dobbins** rushed for 41 yards on 13 carries and 1 TD, also recording 1 TD on a shovel pass from QB Lamar Jackson for the game's first points. It marked Dobbins' first-career receiving TD and his first score since the 2020 season, after missing the entire 2021 campaign due to a knee injury.
- **CB Marlon Humphrey** recorded an INT on Buffalo's opening possession, marking his second-consecutive game with a pick and the second time in his career he's accomplished that feat (also W15-W16 of 2018). His career-high 26-yard INT return brought Baltimore inside the Bills' 10-yard line and led to the Ravens' opening TD.

Team Statistics

| | Bills | Ravens |
|------------------------------|----------|----------|
| First Downs | 22 | 22 |
| 3rd-Down Eff. (Made/Att/Pct) | 4/11/36% | 6/13/46% |
| 4th-Down Eff. (Made/Att/Pct) | 1/1/100% | 1/2/50% |
| Total Net Yards | 326 | 296 |
| Total Plays | 62 | 64 |
| Yards Per Play | 5.3 | 4.6 |
| Rushes/Net Yards | 25/125 | 33/162 |
| Net Passing | 201 | 134 |
| Pass Attempts/Completions | 36/19 | 29/20 |
| Had Intercepted | 1 | 2 |
| Sacked/Yards Lost | 1/12 | 2/10 |
| Punts/Average | 3/45.3 | 3/50.7 |
| Penalties/Yards | 4/31 | 9/70 |
| Fumbles/Lost | 2/1 | 0/0 |
| Possession Time | 21:50 | 38:10 |