

# BALTIMORE RAVENS GAME RELEASE

UNDER ARMOUR PERFORMANCE CENTER | 1 WINNING DRIVE | OWINGS MILLS, MD

PH: 410-701-4000 | BALTIMORERAVENS.COM | TWITTER: @RAVENS

WORLD CHAMPIONS: SUPER BOWL XXXV (2000) & SUPER BOWL XLVII (2012)



## BALTIMORE RAVENS AT NEW YORK GIANTS

WEEK 6 — SUNDAY, OCT. 16, 2022  
1 P.M. ET — METLIFE STADIUM (82,500)



[3-2]

[4-1]

### QUICK HITS

**X** The Baltimore Ravens (3-2) travel to take on the New York Giants (4-1) for an interconference battle from MetLife Stadium. This marks Baltimore's second trip to the New Jersey venue this season, with the Ravens previously beating the Jets, 24-9, in Week 1.

**X** Baltimore, which is coming off a thrilling, last-second 19-17 primetime win vs. Cincinnati, stands first in the AFC North, one game ahead of the Bengals and Browns (both 2-3). Under first-year head coach Brian Daboll, New York has won its past two games and sits second (tied, Dallas) in the competitive NFC East.

**X** In Sunday's victory over Cincy, **K Justin Tucker** connected on a game-winning 43-yard FG as time expired in regulation. Tucker was 4-of-4 on the night, also hitting from 37, 58 and 25 yards. **TE Mark Andrews** reeled in game highs in catches (8) and receiving yards (89), including an 11-yard TD pass from **QB Lamar Jackson**, who was 19-of-32 for 174 yards. Jackson added a team-high 58 rushing yards, including 26 on Baltimore's final offensive drive that set up Tucker's win-clinching boot. The Ravens limited Cincinnati to 291 total yards, while registering 3 sacks (**LB Josh Bynes**, **CB Marcus Peters** & **OLB Jason Pierre-Paul**) and forcing 1 INT (**LB Patrick Queen**).

**X** The Ravens lead the regular season series vs. New York, 4-2, including a 2-2 mark under head coach **John Harbaugh**. These clubs last met during the 2020 campaign, with Baltimore prevailing 27-13 at M&T Bank Stadium.

**X** Baltimore seeks its third-straight road victory, last winning at New England (37-26) in Week 3. The Ravens also look to improve to 4-2 overall, which would mark the sixth (2010, 2011, 2014, 2018 & 2019) such occurrence during the Coach Harbaugh Era.

### UPCOMING SCHEDULE

Wed. Oct. 12: 1:40 p.m. . . . Practice/Media Viewing (approx. 30 min.)  
3:30 p.m. . . . Coach Harbaugh/Players Podium & Open Locker Room

Thu. Oct. 13: 1:40 p.m. . . . Practice/Media Viewing (approx. 30 min.)  
3:30 p.m. . . . Coordinators Podium & Open Locker Room

Fri. Oct. 14: 11:30 a.m. . . . Practice/Media Viewing (approx. 30 min.)  
1:15 p.m. . . . Coach Harbaugh Podium & Open Locker Room

### CALLING THE ACTION

**Television:** CBS / WJZ Ch. 13 (Baltimore)  
- Ian Eagle (play-by-play) - Charles Davis (analyst) - Evan Washburn (sideline)  
- Mark Wolff (producer) - Suzanne Smith (director)

**Local Radio:** WBAL (1090 AM) & 98Rock (97.9 FM)  
- Gerry Sandusky (play-by-play) - Rod Woodson (analyst)

**National Radio:** Sports USA Radio  
- John Ahlers (play-by-play) - Brandon Noble (analyst)

### COACH HARBS SAYS

#### ON GIANTS RB SAQUAN BARKLEY & THE GIANTS' OFFENSE:

"Strength, balance, change of direction – he's just a really tough guy to tackle. He's good out of the backfield, catches passes and is a good all-around – great all-around – running back and a heart and soul of their offense. But it's not just him. Daniel Jones is playing really well, and he's a tough tackle. He's been making plays out of the pocket that I didn't really expect to see, and he's really made a big difference for them – throwing and running around. They're doing a good job on offense, obviously, and winning games."

### INJURY UPDATE

The following players missed last Sunday's game vs. Cincinnati: **WR Rashod Bateman** (foot), **G Ben Cleveland** (foot), **RB Justice Hill** (hamstring) and **OLB Justin Houston** (groin, two straight games). **S Marcus Williams** (wrist) left the Bengals game and will miss a significant amount of time on Injured Reserve. Standouts **OLB Tyus Bowser** (Achilles) and **RB Gus Edwards** (knee) are on the Reserve/PUP list, but Edwards returned to practice in Week 5.

### NOTE THE QUOTE


#### NBC'S CHRIS SIMMS ON QB LAMAR JACKSON:

"Lamar is arguably the greatest one-man show in the sport right now. [The Ravens are] a run-first football team that really relies on his right arm to make magic happen. He will dice you up in the pocket. He's making better decisions and better high-level throws than at any point in his career this year."

### WEEK 6 SPOTLIGHT

## CLUTCH BEYOND MEASURE

- X 91.3 CAREER FG% (BEST IN NFL HISTORY)**
- X 19 CAREER GAME-WINNING FGs**
- X 75 STRAIGHT SECOND-HALF/OT FGM (CURRENT STREAK & NFL RECORD)**
- X 61 CONSECUTIVE FGM IN 4TH QTR./OT (CURRENT STREAK & NFL RECORD)**
- X 17-OF-17 IN FINAL MIN. OF REGULATION**
- X 27 CONSECUTIVE FGM SINCE 2021**
- X 10 STRAIGHT FGM OF 50-PLUS YARDS (NFL'S LONGEST ACTIVE STREAK)**
- X 52 FGM OF 50-PLUS YARDS (TIED FOR THIRD MOST IN NFL HISTORY)**



Chad Steele - SVP of Communications ■ Patrick Gleason - VP of Public Relations ■ Marisol Renner - Director of Publications ■ Tom Valente - Director of Public Relations  
Vernon Dennis - Public Relations Coordinator ■ Dan Horowitz - Public Relations Coordinator ■ Emma Levine - Public Relations Intern

# RAVENS 2022 INFORMATION

## SCHEDULE & RESULTS [3-2]

Date	Opponent	Time/Network
Sun. Sept. 11	at New York Jets	W, 24-9
Sun. Sept. 18	MIAMI DOLPHINS	L, 38-42
Sun. Sept. 25	at New England Patriots	W, 37-26
Sun. Oct. 2	BUFFALO BILLS	L, 20-23
Sun. Oct. 9	CINCINNATI BENGALS	W, 19-17
Sun. Oct. 16	at New York Giants	1 p.m.
Sun. Oct. 23	CLEVELAND BROWNS	1 p.m.
Thurs. Oct. 27	at Tampa Bay Buccaneers	8:15 p.m. (Prime)
Mon. Nov. 7	at New Orleans Saints	8:15 p.m. (ESPN)
Sun. Nov. 13	BYE	
Sun. Nov. 20*	CAROLINA PANTHERS	1 p.m.
Sun. Nov. 27*	at Jacksonville Jaguars	1 p.m.
Sun. Dec. 4*	DENVER BRONCOS	1 p.m.
Sun. Dec. 11*	at Pittsburgh Steelers	1 p.m.
Sat/Sun. Dec. 17/18	at Cleveland Browns	TBD
Sat. Dec. 24	ATLANTA FALCONS	1 p.m.
Sun. Jan. 1*	PITTSBURGH STEELERS	1 p.m.
Sat/Sun. Jan. 7/8	at Cincinnati Bengals	TBD

\* Flexible Scheduling Games      Home Games in CAPS      All Times Eastern

## NUMBERS TO NOTE

**1** – NFL defender (**CB Marcus Peters**) this season to record at least 1 INT, 1 sack, 1 FF and 1 FR.

**4** – Receiving TDs by **TE Mark Andrews** this season, ranking as the NFL's second most among all tight ends. Dating back to 2019, Andrews' 30 TD catches also stand No. 2 among NFL TEs.

**5.44** – Average yards per rushing play for Baltimore's offense, ranking as the NFL's third-best mark, entering Week 6.

**8.1** – Pass TD percentage for **QB Lamar Jackson**, ranking as the NFL's No. 1 mark entering Week 6. Jackson has thrown 12 TDs, which rank No. 3 in the league this season.

**10.9** – Offensive three-and-out percentage by the Ravens, ranking as the NFL's third-best mark this season. Baltimore's "O" has gone three-and-out on just six of its 55 drives.

**15** – Seasons as the Ravens' head coach for **John Harbaugh**, making him the NFL's third-longest tenured HC only behind Bill Belichick (23 seasons) and Mike Tomlin (16).

**92.5** – Career sacks for **OLB Jason Pierre-Paul**. Of those, 1 came in last Sunday's win vs. Cincy, while 58.5 occurred when he was a member of the New York Giants (2010-17), ranking as the seventh most in franchise history.

**4,047** – Career rushing yards for **QB Lamar Jackson**. Last Sunday vs. Cincy, he became the fastest QB in NFL history (63 games) to reach 4,000 rushing yards, besting Michael Vick's previous record of 87 games. Only six QBs in NFL history have eclipsed the 4K rushing mark in a career.

## NOTE OF THE WEEK I

**X** **QB Lamar Jackson** is 12-0 as a starter vs. teams from the NFC. His 12 straight wins tie (Ken Stabler vs. NFC) for the second-longest streak of interconference victories by a QB to *begin* a career in league history. (The record is 15 by Bobby Herbert vs. the AFC.)

**X** Jackson's 12 straight wins vs. the NFC tie (Ken Stabler) for the fifth-longest streak by a QB vs. an interconference foe since the 1970 merger (see below).

**X** In his 12 career starts vs. the NFC, Jackson has produced 26 total TDs (20 pass & 6 rush), 2,167 passing yards and 1,115 rushing yards.

### MOST CONSECUTIVE INTERCONFERENCE WINS BY A QB / SINCE 1970

Rk.	QB (Team)	Wins
1.	Bobby Hebert (NO)	15
2.	Jim Kelly (Buf.)	14
3.	Ken Stabler (Oak./Hou.)	14
4.	Tom Brady (NE)	13
5.	<b>Lamar Jackson</b>	<b>12</b>
	Ken Stabler (Oak.)	12



## NOTE OF THE WEEK II

**X** In last Sunday's win vs. Cincy, **TE Mark Andrews** posted his 23rd-career game with at least 50 receiving yards and 1 TD, tying WR Derrick Mason for the most contests reaching those marks in Ravens history.

### MOST GAMES WITH 50+ REC. YARDS AND 1+ REC. TD [RAVENS HISTORY]

Rk.	Player	Games
1.	<b>TE Mark Andrews</b>	<b>23</b>
	WR Derrick Mason	23
3.	TE Todd Heap	21
4.	WR Torrey Smith	18
5.	WR Derrick Alexander	15

## CHART OF THE WEEK

### INTERCEPTIONS / 2022

1. Baltimore	8
Buffalo	8
Philadelphia	8

### TAKEAWAYS / 2022

1. Baltimore	11
Buffalo	11
Philadelphia	11

## 2022 AFC NORTH STANDINGS

Team	W	L	T	Home	Road	Div.	Con.	PF	PA	Strk
Baltimore	3	2	0	1-2	2-0	1-0	3-2	138	117	W1
Cleveland	2	3	0	1-2	1-1	1-0	1-2	133	125	L2
Cincinnati	2	3	0	1-1	1-2	0-2	2-2	108	89	L1
Pittsburgh	1	4	0	0-2	1-2	1-1	1-4	77	128	L4



# RAVENS / GIANTS INFORMATION

## 2022 NFL RANKINGS

### OFFENSE

Category	--Ravens--		--Giants--	
	Stats	Rank	Stats	Rank
Total Offense	352.4	14	333.2	23
Rush Offense	144.6	7	179.0	2
Pass Offense	207.8	21t	154.2	31
Points Per Game	27.6	4	20.6	19t
3rd-Down Off. %	41.4	9	35.9	26
4th-Down Off. %	33.3	23t	50.0	11t
Red Zone Off. (TD%)	64.7	7	58.3	13t

### DEFENSE

Category	--Ravens--		--Giants--	
	Stats	Rank	Stats	Rank
Total Defense	398.2	28	326.0	12
Rush Defense	108.0	12	131.6	26
Pass Defense	290.2	32	194.4	8
Points Per Game	23.4	17	18.6	9
3rd-Down Def. %	34.5	11	31.1	6
4th-Down Def. %	70.0	29	66.7	27
Red Zone Def. (TD%)	70.6	27t	41.2	7

### TEAM

Category	--Ravens--		--Giants--	
	Stats	Rank	Stats	Rank
Turnover Ratio	+5	2t	+1	9t
Penalties	23	3t	37	28t
Penalty Yards	162	2	282	24

## RAVENS-GIANTS SERIES HISTORY

- ✗ All-Time Regular Season: Ravens lead, 4-2
- ✗ All-Time Postseason: Ravens lead, 1-0 (Super Bowl XXXV)
- ✗ Regular Season, Under Harbaugh: Series Tied, 2-2
- ✗ Regular Season, on the Road: Ravens lead, 2-1

### RAVENS-GIANTS SERIES HISTORY

Date	Winner	Score/Site	Attend.
09/14/97	Ravens	24-23 @ NYG	69,768
01/28/01**	Ravens	34-7 @ NYG	71,921
12/12/04	Ravens	37-14 Bal.	69,856
11/16/08	Giants	30-10 @ NYG	78,849
12/23/12	Ravens	33-14 Bal.	71,470
10/16/16	Giants	27-23 @ NYG	78,487
12/27/20	Ravens	27-13 Bal.	N/A*

\*\*Super Bowl XXXV (Tampa, FL)

\*COVID-19

✗ On Sunday, Jan. 28, 2001, the Ravens defeated the New York Giants, 34-7, in Super Bowl XXXV for the franchise's first-ever championship.

✗ In their last meeting (12/27/20), Baltimore rushed for 249 yards and 1 TD on 40 carries (6.2 avg.), en route to a 27-13 victory.

## 2022 RAVENS / GIANTS LEADERS

### PASSING YARDS [TDs/INTs]

Lamar Jackson	1,067 (12/5)	Daniel Jones	848 (3/2)
---------------	--------------	--------------	-----------

### RUSHING YARDS [AVG.]

Lamar Jackson	374 (7.6)	Saquon Barkley	533 (5.5)
Justice Hill	125 (6.6)	Daniel Jones	230 (5.6)
J.K. Dobbins	108 (3.9)	Matt Breida	55 (3.9)

### RECEIVING YARDS [CATCHES]

Mark Andrews	349 (32)	Richie James	171 (17)
Rashod Bateman	243 (11)	Sterling Shepard	154 (13)
Devin Duvernay	226 (17)	Saquon Barkley	143 (18)

### POINTS

Justin Tucker	42	Graham Gano	41
Mark Andrews	24	Saquon Barkley	20
Devin Duvernay	24	Bellinger/Jones	12

### INTERCEPTIONS [YARDS]

Marcus Williams	3 (33)	N/A	N/A
Marlon Humphrey	2 (26)		

### SACKS [YARDS]

Justin Houston	2 (-14)	Dexter Lawrence	3 (-15)
Madubuike / Queen	1.5 (N/A)	Oshane Ximines	2 (-16)

### TACKLES

Chuck Clark	34	Julian Love	33
Marcus Williams	33	Tae Crowder	28

### GROSS PUNTING [NET]

Jordan Stout	46.0 (39.9)	Jamie Gillan	51.0 (41.6)
--------------	-------------	--------------	-------------

### FIELD GOALS [PCT.]

Justin Tucker	9/9 (100.0)	Graham Gano	11/13 (84.6)
---------------	-------------	-------------	--------------

### PUNT RETURN YARDS [AVG.]

Devin Duvernay	.81 (13.5)	Richie James	68 (7.6)
----------------	------------	--------------	----------

### KICKOFF RETURN YARDS [AVG.]

Devin Duvernay	183 (36.6)	Gary Brightwell	130 (18.6)
----------------	------------	-----------------	------------

## 2022 TALE OF THE TAPE

Category	Ravens	Giants
Record	3-2	4-1
Current Streak	Won 1	Won 2
Points Scored	138	103
TDs Scored	16	10
Rushing TDs Scored	3	7
Passing TDs Scored	12	3
TDs on Returns	1	0
Points Against	117	93
TDs Allowed	14	7
Rushing TDs Allowed	5	1
Passing TDs Allowed	9	6
TDs on Returns Allowed	0	0
KOR Avg. For	36.6	18.6
KOR Avg. Against	23.4	20.8
PR Avg. For	13.5	6.8
PR Avg. Against	9.7	13.7
Sacks	11	11
Sacks Allowed	9	15
Interceptions	8	0
Interceptions Thrown	5	3
Fumbles Lost/Recovered	1/3	2/6

# RAVENS COACHES, MILESTONES & MORE

## RAVENS COACHES

Name (Coaching Experience: NFL /Ravens)	Title
John Harbaugh (25/15)	Head Coach
Chris Horton (9/9)	Special Teams Coordinator
Mike Macdonald (8/8)	Defensive Coordinator
Greg Roman (25/8)*	Offensive Coordinator
Randy Brown (19/15)	Special Teams Coach
Joe D'Alessandris (14/6)	Offensive Line Coach
Mike Devlin (20/1)*	Assistant Offensive Line Coach
Kerry Dixon (1/1)	Assistant Quarterbacks Coach
George Godsey (12/1)	Tight Ends Coach
Chris Hewitt (11/11)	Pass Game Coordinator / Secondary
Rob Leonard (10/1)	Outside Linebackers Coach
D'Anton Lynn (9/2)*	Safeties Coach
Tee Martin (2/2)	Wide Receivers Coach
Zach Orr (6/5)	Inside Linebackers Coach
Ryan Osborn (1/1)*	Defensive Assistant
Jay Peterson (2/2)	Defensive Assistant
Matt Robinson (2/2)*	Defensive Assistant
Steve Saunders (7/7)	Head Strength & Conditioning Coach
Daniel Stern (7/7)*	Offensive Assistant
Travis Switzer (6/6)*	Offensive Assistant
James Urban (19/5)	Quarterbacks Coach
Craig Ver Steeg (16/15)	Running Backs Coach
Anthony Weaver (11/2)	Assistant Head Coach / Defensive Line
T.J. Weist (5/5)	Special Teams Coach
Keith Williams (2/2)	Pass Game Specialist

\*Located in the booth on gameday

## RAVENS PRONUNCIATION GUIDE

### PLAYERS

**Tyler Badie** (BAY-dee); **Vince Biegel** (BEE-gull); **Calais Campbell** (cuh-LAY-us); **Devin Duvernay** (DOO-ver-nay); **Daniel Faalele** (FAH-ah-LAY-lay); **Charlie Kolar** (KOH-ler); **Justin Madubiike** (mad-uh-BEE-kay); **Patrick Mekari** (muh-CARE-ee); **David Ojabo** (oh-JOBB-oh); **Odafe Oweh** (uh-DAH-fay, OH-way); **James Proche II** (pro-SHAY); **Kevon Seymour** (KEE-von); **Tylan Wallace** (TIE-luhn); **Ar'Darius Washington** (ar-DARE-ee-us)

### COACHES

**Joe D'Alessandris** (dell-ah-SAN-dress); **D'Anton Lynn** (DANT-in); **Craig Ver Steeg** (ver-STEGG); **T.J. Weist** (WEEST)

## MILESTONES ON THE HORIZON

### TE Mark Andrews

- Andrews (8) needs 100 receiving yards to tie WR Mark Clayton's record (9) for the most 100-yard receiving games in Ravens history.
- Andrews (295) needs 5 catches to become the fourth Raven in franchise history with 300 career receptions, joining WR Derrick Mason (471), TE Todd Heap (467) and RB Ray Rice (369).

### DE Calais Campbell

- Campbell (199) is one start away from 200 for his career. Campbell will join six active players (Tom Brady, Duane Brown, Mercedes Lewis, Jason Peters, Aaron Rodgers and Matt Ryan) and become the NFL's only active defender to reach that mark.

### RB J.K. Dobbins

- Dobbins (913) is 87 rushing yards away from 1,000. In reaching that mark this week (at NYG), Dobbins would become the second-fastest Raven (19 games played) to 1,000 career rushing yards, trailing only RB Jamal Lewis (13 games played).

### QB Lamar Jackson

- With another performance of 50 rushing yards and 1 passing TD this week (at NYG), Jackson will tie his own NFL-record – which he's done twice and also shares with QB Randall Cunningham – for the most consecutive games reaching those marks (5).
- Jackson (16) needs 3 TD passes in a single game to tie QB Joe Flacco (17) for the most games with 3 passing TDs in Ravens franchise history.
- Jackson is 4 passing TDs shy of 100 and 2 rushing TDs shy of 25 for his career. In reaching those marks in 2022, he'd become the third QB in NFL history (Josh Allen & Cam Newton) with 100 passing TDs and 25 rushing TDs within the first five years of a career.

## RAVENS RADIO BROADCASTS

- The Ravens' 2022 radio team features Gerry Sandusky and former Ravens DB and Hall of Famer Rod Woodson. Sandusky, WBAL-TV 11's sports director, delivers the play-by-play for the broadcast team, while Woodson serves as the color analyst.
- Games can be heard on 98 Rock WIYY (97.9 FM), WBAL 1090 AM, WBAL 101.5 FM, ESPN 630 AM, BaltimoreRavens.com, the Ravens mobile app and on our regional affiliates. This network broadcasts each Ravens game across five states – including Maryland, Pennsylvania, Delaware, West Virginia and Kentucky – and Washington D.C.
- With a crew consisting of David Andrade (play-by-play), Allen Gutierrez (analyst) and Victor Flores (producer), the Spanish radio broadcast of all Ravens games can be heard on Radio La Mera Mera 1050 AM and WTTZ 93.5 FM. The broadcast will also stream digitally on the Ravens Mobile App, and the Ravens' and Tico Sports' respective websites.



# BALTIMORE'S 2022 OPPONENTS

REG. SEASON SERIES	2022 RECORD	SERIES HISTORY AND 2022 MATCHUP
 <p><b>Ravens Record:</b> 10-2  <b>Home:</b> 6-0   <b>Away:</b> 4-2  <b>Last:</b> W, 24-9 – 9/11/22 at NYJ</p>	<p><b>Overall:</b> 3-2  <b>Home:</b> 1-2   <b>Away:</b> 2-0  <b>Under Saleh:</b> 7-15</p>	<p>In its 24-9 wire-to-wire, season-opening victory at NYJ (9/11/22), Baltimore limited the Jets to just 2-of-14 (14.3%) on third down, adding 2 takeaways (1 INT &amp; 1 FR) in the contest. On the other side of the ball, Lamar Jackson eclipsed 10,000 career passing yards, tossing 3 TDs for the 14th time in his career.</p>
 <p><b>Ravens Record:</b> 8-8  <b>Home:</b> 4-2   <b>Away:</b> 4-6  <b>Last:</b> L, 42-38 – 9/18/22 vs. Mia.</p>	<p><b>Overall:</b> 3-2  <b>Home:</b> 2-0   <b>Away:</b> 1-2  <b>Under McDaniel:</b> 3-2</p>	<p>Despite QB Lamar Jackson completing 21-of-29 passes for 318 yards and 3 TDs (142.6 rating), while adding 119 rushing yards and 1 TD on 9 carries (13.2 avg.), Miami outlasted the Ravens, 42-38, in their Week 2 matchup (9/18/22). Jackson surpassed Mike Vick for the most 100-yard rushing games by a QB in NFL history (11).</p>
 <p><b>Ravens Record:</b> 3-9  <b>Home:</b> 2-3   <b>Away:</b> 1-6  <b>Last:</b> W, 37-26 – 9/25/22 at NE</p>	<p><b>Overall:</b> 2-3  <b>Home:</b> 1-1   <b>Away:</b> 1-2  <b>Under Belichick:</b> 256-102</p>	<p>QB Lamar Jackson posted the NFL's second-ever performance with 4 passing TDs, 100 rushing yards and 1 rushing TD (also QB Randall Cunningham, 1990), as the Ravens edged the Patriots, 37-26 (9/25/22). Baltimore earned its first-ever regular season victory at NE, and John Harbaugh won his 150th game.</p>
 <p><b>Ravens Record:</b> 6-4  <b>Home:</b> 5-2   <b>Away:</b> 1-2  <b>Last:</b> L, 23-20 – 10/2/22 vs. Buf.</p>	<p><b>Overall:</b> 4-1  <b>Home:</b> 2-0   <b>Away:</b> 2-1  <b>Under McDermott:</b> 53-33</p>	<p>Baltimore led 20-10 at the half, but couldn't hold onto the lead, ultimately dropping the battle, 23-20 (10/2/22). RB J.K. Dobbins saw his first home action since 2020 and picked up right where he left off, rushing for 41 yards and 1 TD on 13 carries, while also recording a 1-yard TD on a shovel pass from QB Lamar Jackson.</p>
 <p><b>Ravens Record:</b> 28-25  <b>Home:</b> 18-9   <b>Away:</b> 10-16  <b>Last:</b> W, 19-17 – 10/9/22 vs. Cin.</p>	<p><b>Overall:</b> 2-3  <b>Home:</b> 1-1   <b>Away:</b> 1-2  <b>Under Taylor:</b> 18-35-1</p>	<p>K Justin Tucker drilled the game-winning 43-yard FG as time expired to deliver the Ravens a 19-17 victory vs. Cin. (10/9/22) on Sunday Night Football. The Ravens improved to 19-2 at home in primetime games under Coach Harbaugh (since 2008), including 8-1 at home on SNF during that span.</p>
 <p><b>Ravens Record:</b> 4-2  <b>Home:</b> 3-0   <b>Away:</b> 1-2  <b>Last:</b> W, 27-13 – 12/27/20 vs. NYG</p>	<p><b>Overall:</b> 4-1  <b>Home:</b> 2-1   <b>Away:</b> 2-0  <b>Under Daboll:</b> 4-1</p>	<p>The Ravens and Giants squared off in Super Bowl XXXV on January 28, 2001. Baltimore dominated the Giants, 34-7, in the contest, securing the franchise's first-ever Super Bowl title. Ray Lewis earned Super Bowl XXXV MVP honors, and the Ravens tied a then-Super Bowl record with 4 INTs.</p>
 <p><b>Ravens Record:</b> 34-12  <b>Home:</b> 18-5   <b>Away:</b> 16-7  <b>Last:</b> L, 24-22 – 12/12/21 at Cle.</p>	<p><b>Overall:</b> 2-3  <b>Home:</b> 1-2   <b>Away:</b> 1-1  <b>Under Stefanski:</b> 21-17</p>	<p>The Ravens own a 34-12 all-time series lead over the Browns and a 23-5 record against Cleveland during the Harbaugh Era (since 2008). Baltimore's 23 total victories and 12 home wins against Cleveland since 2008 are each the franchise's most against a single opponent during the John Harbaugh Era.</p>
 <p><b>Ravens Record:</b> 4-2  <b>Home:</b> 2-1   <b>Away:</b> 2-1  <b>Last:</b> W, 20-12 – 12/16/18 vs. TB</p>	<p><b>Overall:</b> 3-2  <b>Home:</b> 1-2   <b>Away:</b> 2-0  <b>Under Bowles:</b> 3-2</p>	<p>The Tampa Bay Buccaneers are one of two teams (Detroit) that head coach John Harbaugh has never lost to, posting a 3-0 record. In their last matchup in Tampa (10/12/14), QB Joe Flacco became the fastest QB (16 minutes and 3 seconds) in NFL history to toss a quintet of touchdowns at the start of a game.</p>
 <p><b>Ravens Record:</b> 5-2  <b>Home:</b> 3-2   <b>Away:</b> 2-0  <b>Last:</b> L, 24-23 – 10/21/18 vs. NO</p>	<p><b>Overall:</b> 2-3  <b>Home:</b> 1-2   <b>Away:</b> 1-1  <b>Under Allen:</b> 2-3</p>	<p>The Ravens defeated the San Francisco 49ers in Super Bowl XLVII in New Orleans, capturing the franchise's second championship. In their last meeting against the Saints in New Orleans (11/24/14), a 34-27 victory, RB Justin Forsett posted 22 carries for a career-high 182 yards (8.3 ypc) and 2 TDs.</p>
 <p><b>Ravens Record:</b> 2-4  <b>Home:</b> 1-1   <b>Away:</b> 1-3  <b>Last:</b> L, 36-21 – 10/28/18 at Car.</p>	<p><b>Overall:</b> 1-4  <b>Home:</b> 1-3   <b>Away:</b> 0-1  <b>Under Wilks:</b> 0-0</p>	<p>The last time the Ravens hosted the Panthers (9/28/14), a 38-10 victory for Baltimore, Ravens WR Steve Smith Sr. gashed his former team for 139 yards on 7 receptions, becoming the oldest player (35) in NFL history to produce 400 yards in the first four games of a season – a feat that still stands today.</p>
 <p><b>Ravens Record:</b> 10-12  <b>Home:</b> 7-5   <b>Away:</b> 3-7  <b>Last:</b> W, 40-14 – 12/20/20 vs. Jax.</p>	<p><b>Overall:</b> 2-3  <b>Home:</b> 1-1   <b>Away:</b> 1-2  <b>Under Pederson:</b> 2-3</p>	<p>This is the 23rd Ravens-Jaguars regular season matchup, marking the most games Baltimore has faced against a non-AFC North opponent in its history. The Ravens are 10-12 all time against Jacksonville, losing the first eight matchups, before winning the next six and exchanging victories one-for-one over the last eight.</p>
 <p><b>Ravens Record:</b> 7-6  <b>Home:</b> 5-1   <b>Away:</b> 2-5  <b>Last:</b> W, 23-7 – 10/3/21 at Den.</p>	<p><b>Overall:</b> 2-3  <b>Home:</b> 2-1   <b>Away:</b> 0-2  <b>Under Hackett:</b> 2-3</p>	<p>Baltimore is 5-1 (.833) in home games against Denver, with a 3-1 (.750) record with John Harbaugh at the helm (since 2008). The last time Baltimore played host to Denver (9/23/18), the Ravens scored 20 unanswered points, beating the previously unbeaten Broncos, 27-14.</p>
 <p><b>Ravens Record:</b> 23-29  <b>Home:</b> 13-13   <b>Away:</b> 10-16  <b>Last:</b> L, 16-13 (OT) – 1/9/22</p>	<p><b>Overall:</b> 1-4  <b>Home:</b> 0-2   <b>Away:</b> 1-2  <b>Under Tomlin:</b> 155-89-2</p>	<p>In 2022, John Harbaugh's Ravens and Mike Tomlin's Steelers will meet for the 32nd &amp; 33rd time (including playoffs), eclipsing Curly Lambeau and Steve Owen (31) for the second-most head-to-head battles by a pair of opposing head coaches in league history (Lambeau vs. George Halas – 49).</p>
 <p><b>Ravens Record:</b> 4-2  <b>Home:</b> 2-0   <b>Away:</b> 2-2  <b>Last:</b> W, 26-16 – 12/2/18 at Atl.</p>	<p><b>Overall:</b> 2-3  <b>Home:</b> 1-1   <b>Away:</b> 1-2  <b>Under Smith:</b> 9-13</p>	<p>This is the third game in franchise history in which Baltimore will host the Atlanta Falcons. In its last such matchup (10/19/14), Baltimore produced 5 sacks, including 2 sacks each by OLBs Elvis Dumervil and Pernell McPhee, jumping out to a 17-0 halftime lead and ultimately defeating the Falcons, 29-7.</p>



# RAVENS WINNING WAYS

## TOP FRANCHISES / SINCE 2000

### TOTAL WINS

1. New England Patriots..... 286
2. Pittsburgh Steelers..... 242
3. Green Bay Packers..... 240
4. Indianapolis Colts..... 232
5. Baltimore Ravens..... 228
6. Philadelphia Eagles..... 222

### SUPER BOWL BERTHS

1. New England Patriots..... 9
2. New York Giants..... 3
- Pittsburgh Steelers..... 3
- Sea. Seahawks, STL/LAR Rams.. 3
5. Baltimore Ravens, Car., Den... 2
- Ind., KC, Phi., SF, TB..... 2

### SUPER BOWL TITLES

1. New England Patriots..... 6
2. Baltimore Ravens..... 2
- New York Giants..... 2
- Pittsburgh Steelers..... 2
- Tampa Bay Buccaneers..... 2
6. Eight Teams..... 1

### CONF. TITLE GAMES

1. New England Patriots..... 13
2. Green Bay Packers..... 6
- Philadelphia Eagles..... 6
- Pittsburgh Steelers..... 6
5. San Francisco 49ers..... 5
6. Baltimore Ravens, Ind., KC... 4

### WINNING SEASONS

1. New England Patriots..... 20
2. Green Bay Packers..... 17
- Pittsburgh Steelers..... 17
4. Indianapolis Colts..... 16
5. Baltimore, Phi., Sea..... 15

### PLAYOFF BERTHS

1. New England Patriots..... 18
2. Green Bay Packers..... 16
3. Indianapolis Colts..... 15
4. Phi., Pit, Sea..... 14
7. Baltimore..... 13

### PLAYOFF GAMES

1. New England Patriots..... 42
2. Green Bay Packers..... 29
3. Baltimore Ravens..... 27
- Ind., Phi., Pit., Sea..... 27
8. Kansas City, New Orleans... 19

### PLAYOFF WINS

1. New England Patriots..... 30
2. Baltimore Ravens..... 16
3. Pittsburgh Steelers..... 15
4. Green Bay Packers..... 14
- Philadelphia, Seattle..... 14

## TWO-TIME SUPER BOWL CHAMPIONS



In a magnificent effort showcasing thrilling performances by their defense, offense and special teams units, the Baltimore Ravens won Super Bowl XXXV with a 34-7 victory over the New York Giants. Allowing the Giants a meager 152 total net yards, New York's attack crossed midfield just twice, while Baltimore's "D" posted 4 INTs. LB Ray Lewis was named the game's MVP, capping an accolade-filled season in which he was also tabbed the NFL's Defensive Player of the Year.

Baltimore defeated San Francisco, 34-31, in Super Bowl XLVII, capturing the franchise's second World Championship. After an amazing first-half performance, the Ravens took a commanding 28-6 lead. But following a bizarre, 34-minute power outage that halted play, the 49ers stormed back into contention. Clinging to a 34-29 edge late in the game, the Ravens stood firm on a pivotal goal-line stand, jamming SF on four-straight plays inside the 7-yard line. QB Joe Flacco was named the game's MVP.

## PLAYOFF PERFORMERS

### FRANCHISE PLAYOFF WINNING PERCENTAGES [SINCE 1970 MERGER]

Rk.	Team	Record	Pct.
1.	New England Patriots*****	36-21	.632
2.	New York Giants****	20-12	.625
3.	San Francisco 49ers*****	34-21	.618
4.	Baltimore Ravens**	16-11	.593
5.	Pittsburgh Steelers*****	36-26	.581

\* Number of Super Bowl Titles

## JOHN HARBAUGH ERA [SINCE 2008]

### PLAYOFF BERTHS

1. New England Patriots..... 12
2. Green Bay Packers..... 11
3. Baltimore Ravens..... 9
- Kansas City Chiefs..... 9
- Pittsburgh Steelers..... 9
- Seattle Seahawks..... 9
7. Indianapolis Colts..... 8
- New Orleans Saints..... 8
- Philadelphia Eagles..... 8

### TOTAL WINS

1. New England Patriots..... 181
2. Green Bay Packers..... 159
3. Pittsburgh Steelers..... 153
4. New Orleans Saints..... 152
5. Baltimore Ravens..... 151
6. Kansas City Chiefs..... 141
7. Seattle Seahawks..... 140
8. Indianapolis Colts..... 136
9. Dallas, Philadelphia..... 131

### PLAYOFF WINS

1. New England Patriots..... 16
2. Baltimore Ravens..... 11
- Green Bay Packers..... 11
4. Seattle Seahawks..... 10
5. Kansas City, San Francisco... 9

### PLAYOFF GAMES

1. New England Patriots..... 25
2. Green Bay Packers..... 21
3. Baltimore Ravens..... 19
4. Seattle Seahawks..... 18
5. Kansas City Chiefs..... 17

### AFC TITLE GAMES

1. New England Patriots..... 8
2. Kansas City Chiefs..... 4
3. Baltimore Ravens..... 3
- Pittsburgh Steelers..... 3
5. Denver, Indianapolis..... 2
- NY Jets..... 2

### PLAYOFF ROAD WINS

1. Baltimore Ravens..... 8
2. Green Bay Packers..... 5
- San Francisco 49ers..... 5
4. New York Jets..... 4
5. LA Rams, Philadelphia..... 3
- Seattle, Tampa Bay, Tennessee.. 3

### REG. SEASON WINS

1. New England Patriots..... 165
2. Green Bay Packers..... 148
3. Pittsburgh Steelers..... 145
4. New Orleans Saints..... 144
5. Baltimore Ravens..... 140
6. Kansas City Chiefs..... 132
7. Indianapolis, Seattle..... 130

### REG. SEASON HOME WINS

1. New England Patriots..... 92
2. Green Bay Packers..... 88
3. Baltimore Ravens..... 83
4. Pittsburgh Steelers..... 81
5. New Orleans Saints..... 77
6. Minnesota Vikings..... 76
7. Seattle Seahawks..... 74

## SUPER BOWL SUCCESS

The Ravens are one of five franchises (New England, NY Giants, Pittsburgh & Tampa Bay) to win multiple Super Bowls since 2000.

# HEAD COACH JOHN HARBAUGH



## RECORDS (2008-22)

- Overall Career Record . . . . . 151-98
- Regular Season Record . . . . . 140-90
- at Home . . . . . 83-33
- on Road . . . . . 57-57
- vs. AFC . . . . . 104-69
- vs. AFC North . . . . . 51-34
- vs. NFC . . . . . 36-21
- Playoff Record . . . . . 11-8
- Home Playoff Games . . . . . 2-2
- Road Playoff Games . . . . . 8-6
- Super Bowl Record . . . . . 1-0
- vs. New York Giants . . . . . 2-2



## ALL-TIME RAVENS COACHING RECORDS

John Harbaugh is the third head coach in Baltimore Ravens history. He is the franchise's all-time winningest coach (151 total victories), 11 of which have come in the playoffs.

Coach	Seasons	Reg. Season	Playoffs	Total
John Harbaugh	2008-22	140-90	11-8	151-98
Brian Billick	1997-2007	80-64	5-3	85-67
Ted Marchibroda	1996-98	16-31-1	n/a	16-31-1

## HARBAUGH FAST FACTS

John Harbaugh has led the Ravens to a playoff berth in nine (2008-12, 2014 & 2018-20) of his 14 full seasons, and in 2012, captured the franchise's second Super Bowl title. In 2019, Coach Harbaugh became the first Ravens coach ever to win Associated Press NFL Coach of the Year Award.

Here are several more Harbaugh quick hits:

✗ Harbaugh owns the most road playoff wins (eight) by a HC in NFL history. Tom Landry (Dal.) and Tom Coughlin (Jax./NYG) are second with seven each.

✗ Under Harbaugh, Baltimore is one of six teams (NE, GB, KC, Pit. & Sea.) to earn a playoff berth in at least nine of the past 14 full seasons. Baltimore is also one of 10 teams (KC, Buf., GB, LAR, NE, NO, Phi. Sea. & Ten.) to make the playoffs in at least three of the past four seasons (2018-21).

✗ In 2019, the Ravens posted a franchise-best 14-2 record. Baltimore won a team-record 12 straight games to close out the regular season, earning its first-ever No. 1 playoff seed.

✗ Coach Harbaugh has led the Ravens to four AFC North Division titles (2011-12, 2018-19).

✗ The Ravens' 11 playoff wins since 2008 tie (GB) for the second most in the NFL (New England - 16).

✗ Under "Harbs," the Ravens have secured an appearance in three AFC Championship games (2008, 2011 & 2012).

✗ "Harbs" is the only head coach in NFL history to win a playoff game in each of his first four and five seasons.

✗ John and his brother, Jim (formerly of the 49ers), are the only head coaches to advance to three conference title games in the first five years as NFL bosses.

✗ Harbaugh is the only coach in NFL history to win a playoff game in six of the first seven seasons of a coaching career.

✗ In 2012, Harbaugh became the third coach (with Bill Cowher & Chuck Knox) since the 1970 merger to guide his team to the playoffs in each of his first five seasons.

✗ With the Ravens' 2014 playoff berth, Harbaugh became one of eight coaches in NFL history to make the postseason in six of their first seven seasons coaching.

## RAVENS UNDER HARBAUGH: SINCE 2008

3

AFC TITLE GAMES  
3RD MOST,  
TIED, PIT.

8

ROAD PLAYOFF WINS  
NFL'S MOST

9

PLAYOFF BERTHS  
3RD MOST,  
TIED, KC, PIT. & SEA.

11

PLAYOFF WINS  
2ND MOST, TIED, GB

83

WINS AT HOME  
3RD MOST

151

TOTAL VICTORIES  
5TH MOST



# HEAD COACH JOHN HARBAUGH

## ACTIVE HEAD COACH WINNING PERCENTAGE

Baltimore Ravens head coach John Harbaugh owns the fourth-best winning percentage (.606) among active coaches (min. 100 games), compiling a strong 151-98 record (including playoffs).

## 2022 ACTIVE HEAD COACHES / CAREER WINNING PERCENTAGE (TOTALS INCLUDE REGULAR SEASON & PLAYOFF GAMES / MIN. 100 GAMES)

Rank	Coach	Teams	Seasons	Record	Pct.
1.	Bill Belichick	Cle./NE	1991-95, 2000-22	323-159	.670
2.	Andy Reid	Phi./KC	1999-2012, 2013-22	256-152-1	.627
3.	Mike Tomlin	Pit.	2007-22	163-98-2	.624
4.	<b>John Harbaugh</b>	<b>Bal.</b>	<b>2008-22</b>	<b>151-98</b>	<b>.606</b>
5.	Mike McCarthy	GB/Dal.	2006-18, 2020-22	157-102-2	.605
6.	Pete Carroll	NYJ/NE/Sea.	1994, 1997-99, 2010-22	165-117-1	.585
7.	Ron Rivera	Car./Was.	2011-22	94-91	.508

## COACHES WITH AT LEAST NINE PLAYOFF BERTHS — IN FIRST 14 NFL SEASONS —

Coach	Berths
Tony Dungy	11
Bud Grant	11
Marty Schottenheimer	11
Pete Carroll	10
Bill Cowher	10
Mike Holmgren	10
Mike McCarthy	10
<b>John Harbaugh</b>	<b>9</b>
Joe Gibbs	9
Chuck Knox	9
Chuck Noll	9
Sean Payton	9
Andy Reid	9
Mike Tomlin	9

## COACH HARBAUGH'S CAREER STOPS

Team	Position	Years
Baltimore Ravens	Head Coach	2008-22
Philadelphia Eagles	Secondary	2007
Philadelphia Eagles	Special Teams Coordinator	1998-2006
Indiana University	DBs / Special Teams Coord.	1997
University of Cincinnati	Assistant Head Coach	1995-96
University of Cincinnati	TEs / OLBs / RBs / Special Teams	1989-94
Morehead State	DBs / ST Coord. / S&C Coach	1988
University of Pittsburgh	Tight Ends	1987
Western Michigan	Graduate Assistant	1984-86

## HARBS IN ELITE COMPANY

### MOST PLAYOFF WINS BY A HEAD COACH / FIRST 14 SEASONS

Coach (Teams)	Playoff Wins	Coach (Teams)	Playoff Wins
Joe Gibbs (Was.)	17	<b>John Harbaugh (Bal.)</b>	<b>11</b>
Bill Belichick (Cle./NE)	15	Pete Carroll (NYJ/NE/Sea.)	11
Chuck Noll (Pit.)	14	Mike Holmgren (GB/Sea.)	11
Bill Cowher (Pit.)	12	Bill Parcells (NYG/NE/NYJ/Dal.)	11

## HARBS' RAVENS TENURE

Year	Record	Playoffs (Result)
2022	3-2	TBD
2021	8-9	No Playoff Berth
2020	11-5	1-1 (Advanced to Divisional Round)
2019	14-2	0-1 (No. 1 Seed / Advanced to Divisional Round)
2018	10-6	0-1 (Advanced to Wild Card Round)
2017	9-7	No Playoff Berth
2016	8-8	No Playoff Berth
2015	5-11	No Playoff Berth
2014	10-6	1-1 (Advanced to Divisional Round)
2013	8-8	No Playoff Berth
2012	<b>10-6</b>	<b>4-0 (Won Super Bowl XLVII)</b>
2011	12-4	1-1 (Advanced to AFC Championship)
2010	12-4	1-1 (Advanced to Divisional Round)
2009	9-7	1-1 (Advanced to Divisional Round)
2008	11-5	2-1 (Advanced to AFC Championship)

## DURING HARBAUGH ERA / SINCE 2008

### TOTAL WINS (REG + POST)

Rk.	Team	Total Wins
1.	New England	181
2.	Green Bay	159
3.	Pittsburgh	153
4.	New Orleans	152
5.	<b>Baltimore</b>	<b>151</b>
6.	Kansas City	141

### PLAYOFF BERTHS

Berths	Team (Seasons)
12	NE ('09-19, '21)
11	GB ('09-16, '19-21)
9	<b>Bal. ('08-12, '14, '18-20)</b>
9	KC ('10, '13, '15-21)
9	Pit. ('08, '10-11, '14-17, '20-21)
9	Sea. ('10, '12-16, '18-20)

## POSTSEASON SUCCESS: 2022 ACTIVE COACHES

### PLAYOFF WIN PERCENTAGE (MIN. 6 GAMES)

Rk.	Coach	Rec.	Pct.
1.	Bill Belichick	31-13	.705
2.	Sean McVay	7-3	.700
3.	Doug Pederson	4-2	.667
	Kyle Shanahan	4-2	.667
5.	<b>John Harbaugh</b>	<b>11-8</b>	<b>.579</b>

### SUPER BOWL TITLES

1.	Bill Belichick	6
2.	<b>John Harbaugh</b>	<b>1</b>
	Pete Carroll	1
	Mike McCarthy	1
	Sean McVay	1
	Doug Pederson	1
	Andy Reid	1
	Mike Tomlin	1

## HARBS' REGULAR SEASON TRENDS

• September	33-17
• October	27-27
• November	40-17
• December	36-25
• January	4-4
• Leading at halftime	112-25
• Leading after 3 quarters	122-19
• When scoring first	103-34
• Positive or even turnover ratio	110-39
• Scoring 20 or more points	119-43
• Scoring 30 or more points	58-7
• Totaling 350 or more net yards	82-36
• Rushing for 150 or more yards	58-16
• Holding opponent under 250 net yards	47-7
• Holding opponent under 21 points	112-19



# RAVENS OFFENSIVE NOTES



**GREG ROMAN**  
4TH SEASON AS RAVENS  
OFFENSIVE COORDINATOR

*2019 NFL ASSISTANT  
COACH OF THE YEAR*

**MOST CONSECUTIVE GAMES  
W/ 100+ RUSHING YARDS  
(PRO FOOTBALL HISTORY)**

Baltimore Ravens (2018-21)	43
Pittsburgh Steelers (1974-77)	43
Detroit Lions (1935-39)	38

## ROMAN'S OFFENSES RACK UP TEAM RECORDS

In 2019, Baltimore set single-season franchise records in total TDs (64), points (531), net yards (6,521), rushing yards (3,296) and first downs (386). In 2020, the Ravens posted the second-most total TDs (55), points (468) and rushing yards (3,071) in franchise history, while 2021's 6,440 total yards stand second.

TOTAL TDs			POINTS		
Rk.	Year	TDs	Rk.	Year	Points
1.	2019	64	1.	2019	531
2.	2020	55	2.	2020	468
3.	2009	47	3.	2014	409

NET YARDS			RUSHING YARDS		
Rk.	Year	Yards	Rk.	Year	Yards
1.	2019	6,521	1.	2019	3,296
2.	2021	6,440	2.	2020	3,071
3.	2018	5,999	3.	2003	2,674

## DID YOU KNOW?

- During the John Harbaugh Era (since 2008) when rushing for at least 125 yards, the Ravens have produced an 83-24 record. Baltimore is 58-16 when rushing for at least 150 yards and 30-4 when tallying at least 200 yards, under Coach Harbaugh.
- Eight of the Ravens' all-time Top 13 rushing outputs have occurred since 2018, when QB Lamar Jackson became the starter: 404 at Cin. in 2020 (1st), 296 at Cle. in 2018 (4th), 294 vs. Dal. in 2020 (5th), 285 at LAR in 2019 (7th), 269 vs. Cin. in 2019 (9th), 267 vs. Cin. in 2018 (10th), 265 vs. Pit. in 2020 (11th) & 265 at Mia. in 2019 (11th).
- The 2020 Ravens became the first team in NFL history to have three players – QB Lamar Jackson, RB J.K. Dobbins & RB Gus Edwards – each tally at least 700 rushing yards and 6 rushing TDs.
- Since QB Lamar Jackson became Baltimore's starter in Week 11 of 2018, the Ravens have rushed for at least 200 yards in an NFL-high 23 games. (Tennessee is second with 13 such games.)

## 2022 OFFENSIVE RANKINGS

POINTS PER GAME		SCRIMMAGE TDs	
1.	Kansas City ..... 31.8	1.	Kansas City ..... 19
2.	Buffalo ..... 30.4	2.	Detroit ..... 18
3.	Detroit ..... 28.0	3.	Buffalo ..... 17
4.	<b>Baltimore</b> ..... 27.6	4.	Philadelphia ..... 16
5.	Philadelphia ..... 27.0	5.	<b>Baltimore</b> ..... 15

TD DRIVES: < 4 PLAYS		TDs OF 20+ YARDS	
1.	Buffalo ..... 5	1.	Seattle ..... 8
2.	<b>Baltimore</b> ..... 4	2.	Buffalo ..... 7
	Seattle ..... 4	3.	Washington ..... 5
4.	Carolina, Detroit ..... 3	4.	<b>Baltimore</b> ..... 4
	LAC, New Orleans ..... 3		Detroit ..... 4

## OFFENSIVE RANKINGS SINCE 2019 (GREG ROMAN AS RAVENS O.C.)

POINTS PER GAME		RUSHING YARDS PER GAME	
1.	Tampa Bay ..... 29.0	1.	<b>Baltimore</b> ..... 177.2
2.	Kansas City ..... 28.9	2.	Tennessee ..... 145.0
3.	<b>Baltimore</b> ..... 28.2	3.	Cleveland ..... 142.7
4.	Dallas ..... 26.9	4.	Philadelphia ..... 138.5
5.	Buffalo ..... 26.5	5.	Indianapolis ..... 131.9

T.O.P. AVERAGE		SCRIMMAGE TDs	
1.	<b>Baltimore</b> ..... 32:32	1.	Tampa Bay ..... 176
2.	Green Bay ..... 32:10	2.	Green Bay ..... 171
3.	New Orleans ..... 31:22		Kansas City ..... 171
4.	San Francisco ..... 31:03	4.	Tennessee ..... 166
5.	Buffalo ..... 30:59	5.	<b>Baltimore</b> ..... 163

## RAVENS SET NFL RECORD

From Week 11 of 2018, when QB Lamar Jackson became the Ravens' starter, through Week 9 of 2020, Baltimore scored 20+ points in 31 straight regular season games, marking the longest streak in NFL history.

## CONSECUTIVE GAMES SCORING 20+ POINTS / NFL HISTORY

Rk.	Team	Dates	Cons. Games
1.	<b>Baltimore</b> .....	11/18/2018 – 11/08/2020 .....	31
2.	Denver .....	12/02/2012 – 11/09/2014 .....	30
3.	St. Louis .....	09/12/1999 – 11/26/2000 .....	28

## MOST RUSHING YARDS IN A 16-GAME NFL SEASON

Rk.	Team (Year)	Yards	Avg.	Att.
1.	<b>Baltimore (2019)</b>	3,296	5.53	596
2.	New England (1978)	3,165	4.72	671
3.	<b>Baltimore (2020)</b>	3,071	5.53	555
4.	Kansas City (1978)	2,986	4.50	663
5.	Chicago (1984)	2,974	4.41	674

# RAVENS DEFENSIVE NOTES



## MIKE MACDONALD

1ST SEASON AS  
RAVENS DEFENSIVE COORDINATOR

“Mike is one of us – a Raven through and through. During his initial seven seasons with us, it was evident that his leadership, intelligence and passion would earn him the opportunity to be a defensive coordinator in the NFL.”

- Head coach John Harbaugh on defensive coordinator Mike Macdonald

### 2022 DEFENSIVE RANKINGS

#### MOST TOTAL TAKEAWAYS / 2022

Rk.	Team	TA
1.	Baltimore Ravens	11
	Buffalo Bills	11
	Philadelphia Eagles	11
4.	Pittsburgh Steelers	10

#### MOST INTERCEPTIONS / 2022

Rk.	Team	INTs
1.	Baltimore Ravens	8
	Buffalo Bills	8
	Pittsburgh Steelers	8
4.	Jacksonville Jaguars & New York Jets	7

#### FEWEST POINTS ALLOWED ON OPP. FIRST POSSESSION

Rk.	Team	Pts.
1.	Baltimore Ravens	0
2.	Cleveland Browns	3
	New England Patriots	3
	San Francisco 49ers	3

### 2021 SUCCESS AT MICHIGAN

**M** • In his lone season (2021) coordinating Michigan’s defense, Mike Macdonald helped guide the Wolverines to their first Big Ten title since 2004 and an appearance in the College Football Playoffs semifinals.

• Macdonald’s unit produced the nation’s eighth-ranked scoring defense (17.4 ppg), also finishing 20th in yards allowed per game (330.9) and 11th in red zone touchdown efficiency (45.7%).

• Macdonald played an instrumental role in the 2021 standout performance DE Aidan Hutchinson, who earned first-team All-American honors and was a Heisman Trophy finalist after posting a career-high and single-season school record 14 sacks.

• Macdonald also guided Ravens’ 2022 second-round pick OLB David Ojabo, whose 11 sacks tied for fourth in single-season school history, while his 5 FFs set a single-season UM record.

### DEFENSIVE CHARTS UNDER COACH MACDONALD

From 2018-20, Macdonald led a Ravens’ linebackers corps that helped Baltimore produce the NFL’s No. 1 overall defense (307.8 ypg) during that span, while also permitting the league’s fewest points per game (18.2).

#### RAVENS DEFENSIVE RANKINGS FROM 2018-20

POINTS ALLOWED PER GAME		YARDS ALLOWED PER GAME		
1.	Baltimore	18.2	1. Baltimore	307.8
2.	New England	18.8	2. Pittsburgh	312.4
3.	Chicago	19.8	3. San Francisco	314.3
4.	Pittsburgh	20.3	4. Buffalo	315.0

✗ In 2017, alongside pass game coordinator/secondary coach Chris Hewitt, Macdonald helped guide a defensive backfield that contributed to the NFL’s most INTs (22) and takeaways (34). Baltimore also finished second in the league in both defensive passer rating (72.4) and defensive TDs (five).

### DEFENSIVE RANKINGS UNDER HARBAUGH

Mike Macdonald leads a defense that, during the John Harbaugh Era (2008-22), has been superb, ranking either No. 1 or No. 2 in several major defensive categories.

<b>2</b>	<b>2</b>	<b>1</b>
POINTS ALLOWED PER GAME	TOTAL NET YARDS ALLOWED PER GAME	RUSHING YARDS ALLOWED PER GAME
19.3	320.8	96.7
<b>1</b>	<b>2</b>	<b>1</b>
SCRIMMAGE TDs ALLOWED	OPPONENT PASSER RATING	THIRD-DOWN DEFENSE
445	81.5	35.8

### DEFENSIVE FAST FACTS

• Under John Harbaugh, the Ravens have posted a Top 5 scoring defense in seven of his 14 full seasons. Additionally, Baltimore has boasted 10 Top 10 defenses (yards allowed).

• Since 2017, 35 shutouts have been pitched by defenses throughout the NFL. Of those, 4 have come courtesy of the Ravens, ranking second most in the league (NE is first with 5).

### MOST NFL SHUTOUTS / SINCE RAVENS 1996 INCEPTION

Rk.	Team	SO
1.	New England Patriots	15
2.	Baltimore Ravens	14
3.	San Francisco 49ers	12
4.	Seattle Seahawks	11



# RAVENS SPECIAL TEAMS NOTES



**CHRIS HORTON**  
4TH SEASON AS RAVENS  
SPECIAL TEAMS COORDINATOR

**RAVENS SINCE 2011**

**13** TOTAL RETURN TDs  
NFL'S THIRD MOST

**7** KICKOFF RETURN TDs  
NFL'S SECOND MOST

**6** PUNT RETURN TDs  
NFL'S FOURTH MOST  
(TIED WITH DEN., LAR & PHI.)

## DUVERNAY: 2021 PRO BOWL RETURNER

In 2021, first-team All-Pro and Pro Bowler WR/RS Devin Duvernay produced a 13.8 PR average, ranking No. 1 in the NFL. His 360 PR yards stood as the NFL's second most.

### NFL PUNT RETURN AVERAGE / 2021

Rk.	Player (Team)	PR	Yards	Avg.	Long	TDs
1.	Devin Duvernay (Bal.)	26	360	13.8	42	0
2.	Jakeem Grant (Chi.)	26	309	11.9	97t	1
	Gunner Olszewski (NE)	26	309	11.9	27	0

In 2021, Duvernay also ranked No. 1 in the NFL in 20+ yard PRs.

### PUNT RETURNS OF 20+ YARDS / 2021

Rk.	Player (Team)	20+ Yard PR
1.	Devin Duvernay (Bal.)	6
2.	Jakeem Grant (Chi.)	4
	Gunner Olszewski (NE)	4

## BALTIMORE BLOCK PARTY

### BLOCKED KICKS / SINCE 2014

Rk.	Team	Blocks
1.	Philadelphia	21
2.	New England	20
3.	Denver	19
4.	Miami	18
5.	Baltimore	16

### RAVENS' 16 BLOCKS (SINCE 2014): BREAKDOWN

Total Blocks	16	1st Qtr.	4	When Losing	9
FG Blocks	10	2nd Qtr.	2	When Winning	5
PAT Blocks	3	3rd Qtr.	3	When Tied	2
Punt Blocks	3	4th Qtr.	7	Record	12-4

**3** — Punts inside the 20 by rookie P Jordan Stout in his Week 1 NFL debut in Baltimore's 24-9 win over NYJ.

## A RICH HISTORY OF SPECIAL TEAMS

Following the retirement of longtime ST coordinator Jerry Rosburg in 2019, Chris Horton took over as the special teams coach. Horton, who served as Rosburg's assistant for three seasons (2016-18), leads the standout special teams battery.

### SEVEN PRO BOWL SPECIALISTS

• Seven Ravens have earned 14 combined Pro Bowl honors during the John Harbaugh Era (since 2008): ST Brendon Ayanbadejo (2008), K Billy Cundiff (2010), RS Devin Duvernay (2021), RS Jacoby Jones (2012), K Justin Tucker (2013, 2016 & 2019-21), LS Morgan Cox (2015, 2016 & 2019-20) and P Sam Koch (2015).

### PRIME KICKER & PUNTER

• Five-time Pro Bowl K Justin Tucker, who the Ravens signed as a rookie free agent, owns the NFL's most FGs (335) since entering the NFL in 2012. With a 91.3% career success mark, "Tuck" is the most accurate kicker in league history (335-of-367 on FGAs). Earning his first Pro Bowl nod in 2015, now-retired P Sam Koch's 46.7 gross avg. ranked No. 9 in the NFL that season, while his 42.9 net avg. was No. 2. In 2017, Koch led the NFL in both punts inside the 10 (16) and the 20 (a franchise-record 40).

### RAVENS' RETURN MEN SOAR

• Dating back to 2011, six different Ravens have returned punts for touchdowns: WR Michael Campanaro, WR Kaelin Clay, WR Tandon Doss, CB Cyrus Jones, WR Jacoby Jones and DB Lardarius Webb.

### DUVERNAY NETS ANOTHER KOR-TD

• In Week 2 vs. Miami, WR Devin Duvernay registered a 103-yard KOR-TD to open the game, marking the league's first KOR-TD of the 2022 season and the second (93 yards on 9/28/20 vs. KC) of Duvernay's career. It also marked the first time in franchise history that Baltimore returned the opening-game kickoff for a TD. With the play, Duvernay became the second Raven ever to record multiple regular season KOR-TDs in a career (2), joining WR Jacoby Jones (4).


### NO. 1 KOR AVERAGE UNDER HARBAUGH

Since 2008, when John Harbaugh became the Ravens' head coach, Baltimore owns the NFL's No. 1 KOR average (24.9).

### NFL KICKOFF RETURN AVERAGE (SINCE 2008 / HARBAUGH'S BALTIMORE TENURE)

Rk.	Team	KOR	Yards	Avg.	Long	TDs
1.	Baltimore	563	13,996	24.9	108t	9
2.	Minnesota	615	15,019	24.4	109t	12
3.	NY Jets	681	16,219	23.8	107t	8

# RAVENS PERSONNEL NOTES



**ERIC DeCOSTA**  
27TH SEASON WITH RAVENS  
4TH AS EVP & GENERAL MANAGER

**RAVENS SCOUTING HISTORY / SINCE 1996**

**30** *HOMEGROWN RAVENS PRO BOWLERS*

**26** *DRAFTED RAVENS TO EARN PRO BOWL HONORS*

**4** *UNDRAFTED ROOKIES TO EARN PRO BOWL HONORS*

## HOMEGROWN PRO BOWLERS

The Ravens have had 51 different players earn Pro Bowl honors since the team's 1996 inception. Of those, 30 are homegrown – 26 drafted and 4 signed as a rookie free agent.

### RAVENS HOMEGROWN PRO BOWLERS / SINCE 1996 INCEPTION

Year Drafted (Rd.)	Name	Pro Bowls
1996 (1st)	LB Ray Lewis	13
1996 (1st)	T Jonathan Ogden	11
2002 (1st)	S Ed Reed	9
2007 (3rd)	G Marshal Yanda	8
2003 (1st)	OLB Terrell Suggs	7
2006 (1st)	DT Haloti Ngata	5
<b>2012 (RFA)</b>	<b>K Justin Tucker #</b>	<b>5</b>
1997 (1st)	OLB Peter Boulware	4
2010 (RFA)	LS Morgan Cox #	4
2014 (1st)	LB C.J. Mosley	4
1999 (1st)	CB Chris McAlister	3
<b>2017 (RFA)</b>	<b>FB Patrick Ricard #</b>	<b>3</b>
2008 (2nd)	Ray Rice	3
<b>2018 (3rd)</b>	<b>TE Mark Andrews</b>	<b>2</b>
2018 (3rd)	T Orlando Brown Jr.	2
2001 (1st)	TE Todd Heap	2
2017 (1st)	CB Marlon Humphrey	2
<b>2018 (1st)</b>	<b>QB Lamar Jackson %</b>	<b>2</b>
2016 (5th)	OLB Matthew Judon	2
1996 (5th)	WR/RS Jermaine Lewis	2
2007 (4th)	FB Le'Ron McClain	2
2000 (6th)	OLB Adalius Thomas	2
<b>2020 (3rd)</b>	<b>WR/RS Devin Duvernay</b>	<b>1</b>
2007 (1st)	G Ben Grubbs	1
2013 (4th)	FB Kyle Juszczyk	1
2006 (6th)	P Sam Koch	1
2000 (1st)	RB Jamal Lewis	1
2002 (RFA)	LB Bart Scott #	1
2016 (1st)	T Ronnie Stanley	1
2013 (3rd)	DT Brandon Williams	1

# Undrafted Rookie Free Agent

Bold Indicates 2021 Pro Bowler

## FIRST-ROUND FINDS

The Ravens have tabbed 28 players in the first round. These picks have earned 66 combined Pro Bowls, multiple POTY Awards, an NFL MVP honor, two Super Bowl MVPs and three HOF selections.

### RAVENS ALL-TIME FIRST-ROUND DRAFT PICKS

Year	Name	Pick	Pro Bowls
1996	T Jonathan Ogden * ~	4	11
1996	LB Ray Lewis + + ~ ~	26	13
1997	LB Peter Boulware *	4	4
1998	CB Duane Starks	10	
1999	CB Chris McAlister	10	3
2000	RB Jamal Lewis * =	5	1
2000	WR Travis Taylor	10	
2001	TE Todd Heap	31	2
2002	S Ed Reed * + ~	24	9
2003	OLB Terrell Suggs * +	10	7
2003	QB Kyle Boller	19	
2005	WR Mark Clayton *	22	
2006	DT Haloti Ngata *	12	5
2007	G Ben Grubbs *	29	2
2008	QB Joe Flacco ^ ~	18	
2009	T Michael Oher *	23	
2011	CB Jimmy Smith	27	
2013	S Matt Elam	32	
2014	LB C.J. Mosley *	17	4
2015	WR Breshad Perriman	26	
2016	T Ronnie Stanley	6	1
2017	CB Marlon Humphrey	16	2
2018	TE Hayden Hurst	25	
2018	QB Lamar Jackson %	32	2
2019	WR Marquise Brown	25	
2020	ILB Patrick Queen *	28	
2021	WR Rashod Bateman	27	
2021	OLB Odafe Oweh*	31	

% NFL MVP ~ Super Bowl MVP + Defensive Player of the Year  
= Offensive Player of the Year ~ Pro Football Hall of Fame  
\* All-Rookie Team ^ NFL Rookie of the Year (Fan Vote)

Baltimore has drafted three players (Ogden, Lewis & Reed) who were selected to the Pro Football Hall of Fame. For Ogden & Lewis, it was the first time ever two players were drafted in the same round (1st in 1996) by a team and reached the HOF in their initial year of eligibility.

*Eric DeCosta has been with the franchise since Day One, first beginning as an intern during the inaugural 1996 season and then ascending to the personnel department's chief decision-maker in 2019. Prior to being named EVP/GM – succeeding the legendary Ozzie Newsome – DeCosta, 50, received GM interview offers annually from multiple teams in recent years. However, he never seriously considered leaving Baltimore, which has always aligned perfectly with what he envisioned to be his dream job.*



# RAVENS PERSONNEL NOTES



## OZZIE NEWSOME

27TH SEASON WITH RAVENS  
32ND SEASON IN FRONT OFFICE ROLE

**"He and I have always been very different in a lot of ways, but so aligned. It's a special relationship in my life. I've learned a lot of football, but honestly, just a lot more about being a good person. So, I am extremely happy that Ozzie is going to play such a significant role moving forward for this organization."**

- Ravens EVP & GM Eric DeCosta on Ozzie Newsome

### "20/20 CLUB"

The Ravens' "20/20 Club" includes members of the personnel staff who started with as young assistants and grew into evaluators with more input. The term "20/20" refers to hiring 20-year-olds for \$20,000. But according to Ozzie Newsome: "The guys actually started when they were a little older than 20 and for more than \$20,000, but that's what we call them."

### RAVENS "2020 CLUB" GRADUATES / CURRENT SCOUTS

Name	Joined Ravens	Current Title
George Kokinis	1991 (w/ Browns)	Dir. of Player Personnel
Eric DeCosta	1996	EVP & General Manager
Joe Hortiz	1998	Dir. of Player Personnel
Mark Azevedo	2005	Asst. Dir. of Player Personnel
David Blackburn	2007	Director of College Scouting
Andrew Raphael	2013	National Scout
Brandon Berning	2015	Midwest/SW Area Scout
Joey Cleary	2015	Southeast Area Scout
Corey Frazier	2017	West Coast Area Scout
"Q" Attenoukon	2017	Area Scout
Patrick McDonough	2018	Northeast Area Scout
Chas Stallard	2018	Southwest Area Scout

### ALL-PRO DRAFT PICKS

Over the past 26 seasons, led by Ozzie Newsome and Eric DeCosta, Baltimore has drafted a league-high (tied) 17 players who have earned AP first-team All-Pro honors. When including undrafted rookies LS Morgan Cox and K Justin Tucker, the Ravens have produced 19 "homegrown" AP first-team All-Pro selections since their 1996 inception.

### MOST DRAFT CHOICES TO EARN AP FIRST-TEAM ALL-PRO [SINCE 1996 / RAVENS INCEPTION]

1. Baltimore ...17	Mark Andrews (1)	Ray Lewis (7)	Ed Reed (5)
New England . . 17	Devin Duvernay (1)	Chris McAlister (1)	Ronnie Stanley (1)
Pittsburgh . . . . 17	Marlon Humphrey (1)	Le'Ron McClain (1)	Terrell Suggs (1)
4. Dallas . . . . . 16	Lamar Jackson (1)	Haloti Ngata (2)	Adalius Thomas (1)
San Francisco . . 16	Jamal Lewis (1)	Jonathan Ogden (4)	Marshal Yanda (2)
	Jermaine Lewis (1)	Kelechi Osemele (1)	

### SUCCESS ACROSS THE DRAFT BOARD

#### 1ST ROUND

Jonathan Ogden ('96), Ray Lewis ('96), Peter Boulware ('97), Chris McAlister ('99), Jamal Lewis ('00), Todd Heap ('01), Ed Reed ('02), Terrell Suggs ('03), Haloti Ngata ('06), Ben Grubbs ('07), Joe Flacco ('08), Michael Oher ('09), Jimmy Smith ('11), C.J. Mosley ('14), Ronnie Stanley ('16), Marlon Humphrey ('17), Lamar Jackson ('18), Marquise Brown ('19), Patrick Queen ('20)

#### 2ND ROUND

Jamie Sharper ('97), Anthony Weaver ('02), Ray Rice ('08), Paul Kruger ('09), Torrey Smith ('11), Courtney Upshaw ('12), Kelechi Osemele ('12), Tyus Bowser ('17), J.K. Dobbins ('20)

#### 3RD ROUND

Casey Rabach ('01), Marshal Yanda ('07), Lardarius Webb ('09), Brandon Williams ('13), Orlando Brown Jr. ('18), Mark Andrews ('18), Devin Duvernay ('20), Justin Madubuike ('20)

#### 4TH ROUND

Edwin Mulitalo ('99), Edgerton Hartwell ('01), Jarret Johnson ('03), Le'Ron McClain ('07), Dennis Pitta ('10), Kyle Juszczyk ('13), Za'Darius Smith ('15), Tavon Young ('16), Anthony Averett ('18)

#### 5TH ROUND

Jermaine Lewis ('96), Dawan Landry ('06), Arthur Jones ('10), Pernelle McPhee ('11), Rick Wagner ('13), Nick Boyle ('15), Matthew Judon ('16)

#### 6TH ROUND

Adalius Thomas ('00), Chester Taylor ('02), Sam Koch ('06), Tyrod Taylor ('11), Ryan Jensen ('13), Darren Waller ('15), Chuck Clark ('17), Bradley Bozeman ('18), DeShon Elliott ('18)

#### 7TH ROUND

DeAngelo Tyson ('12), Michael Campanaro ('14), Zach Sieler ('18)

#### RFA

Mike Flynn ('97), Priest Holmes ('97), Will Demps ('02), Bart Scott ('02), Ma'ake Kemoeatu ('02), Jameel McClain ('08), Dannelle Ellerbe ('09), Morgan Cox ('10), Josh Byner ('11), Justin Tucker ('12), James Hurst ('14), Zach Orr ('14), Patrick Onwuasor ('16), Michael Pierce ('16), Matt Skura ('16), Patrick Ricard ('17), Chris Board ('18), Gus Edwards ('18), Patrick Mekari ('19), Tyler Huntley ('20)

*Ozzie Newsome's legacy is unlike any the game has seen. Known throughout all of sports as a premier leader, he is a Hall of Fame player, the architect of Baltimore's 2000 and 2012 Super Bowl championship teams and an elite evaluator who became the NFL's first African American GM. In 2019, his longtime top lieutenant, Eric DeCosta, took over as the Ravens' EVP & GM. However, Newsome maintains a significant role within the organization as its executive VP.*

# RAVENS IRONMEN / TURNOVER NOTES

## RAVENS IRONMEN

### RAVENS CONSECUTIVE GAMES PLAYED / ACTIVE STREAKS



**JUSTIN TUCKER**  
**166**

**PATRICK QUEEN**  
**38**

**MARK ANDREWS**  
**26**

### RAVENS CONSECUTIVE GAMES PLAYED / ALL-TIME STREAKS

Rk.	Player	Games	Years
1.	Sam Koch	239	2006-20
2.	<b>Justin Tucker</b>	<b>166</b>	<b>2012-present</b>
3.	Jarret Johnson	129	2003-11
4.	Joe Flacco	122	2008-15
5.	Anthony Levine Sr.	117	2013-20
6.	Peter Boulware	111	1997-2003

### RAVENS ALL-TIME GAMES PLAYED

Rk.	Player	Games	Years
1.	Sam Koch	256	2006-21
2.	Terrell Suggs	229	2003-18
3.	Ray Lewis	228	1996-2012
4.	Matt Stover	207	1996-2008
5.	Jonathan Ogden	177	1996-2007
	Marshal Yanda	177	2007-19
7.	<b>Justin Tucker</b>	<b>166</b>	<b>2012-present</b>
8.	Morgan Cox	165	2010-20
9.	Joe Flacco	163	2008-18
10.	Ed Reed	160	2002-12
11.	Anthony Levine Sr.	146	2012-21
12.	Jarret Johnson	143	2003-11
13.	Chris McAlister	135	1999-2008
	Haloti Ngata	135	2006-14
15.	Mike Flynn	134	1998-2007
	Kelly Gregg	134	2001-10
17.	Todd Heap	133	2001-10
18.	Jimmy Smith	128	2011-21
19.	Ladarius Webb	127	2009-17
20.	Peter Boulware	126	1997-2005
21.	Brandon Williams	123	2013-21
22.	Cornell Brown	109	1997-2004
	Bart Scott	109	2002-08
24.	Edwin Mulitalo	106	1999-2006
25.	Adalius Thomas	97	2000-06

## TURNOVER MARGIN SINCE 2008

Since John Harbaugh's 2008 Baltimore arrival, the Ravens have produced the NFL's fifth-best turnover differential (+51).

### NFL's TOP TURNOVER DIFFERENTIALS [SINCE 2008 / JOHN HARBAUGH ERA]

Rk.	Team	Takeaways	Giveaways	Turnover Diff.
1.	New England	403	241	+162
2.	Green Bay	367	245	+122
3.	Seattle	363	283	+80
4.	Kansas City	362	286	+76
5.	<b>Baltimore</b>	<b>356</b>	<b>305</b>	<b>+51</b>

## TURNOVER MARGIN AT HOME

Baltimore owns a +53 differential at home during the John Harbaugh Era, ranking as the league's fourth-best mark.

### NFL's TOP TURNOVER DIFFERENTIALS / AT HOME [SINCE 2008 / JOHN HARBAUGH ERA]

Rk.	Team	Takeaways	Giveaways	Turnover Diff.
1.	Green Bay	210	106	+104
2.	New England	208	121	+87
3.	Seattle	194	129	+65
4.	<b>Baltimore</b>	<b>195</b>	<b>142</b>	<b>+53</b>

## TURNOVER TABLE SINCE 2000

Year	TA/TO	Plus/Minus	Record
2022	11/6	+5	3-2
2021	15/26	-11	8-9
2020	22/18	+4	11-5
2019	25/15	+10	14-2
2018	17/20	-3	10-6
2017	34/17	+17	9-7
2016	28/23	+5	8-8
2015	14/28	-14	5-11
2014	22/20	+2	10-6
2013	24/29	-5	8-8
2012	25/16	+9	10-6
2011	26/24	+2	12-4
2010	27/20	+7	12-4
2009	32/22	+10	9-7
2008	34/21	+13	11-5
2007	23/40	-17	5-11
2006	40/23	+17	13-3
2005	26/36	-10	6-10
2004	34/23	+11	9-7
2003	41/38	+3	10-6
2002	31/32	-1	7-9
2001	28/36	-8	10-6
2000	49/26	+23	12-4
<b>Total</b>	<b>628/559</b>	<b>+69</b>	<b>212-148</b>

## THE RAVENS ARE...

### SINCE 2000, HERE ARE THE RAVENS' RECORDS IN A GAME:

When turnover ratio is +2 or better . . . . . 87-6  
 When turnover ratio is +1 or better . . . . . 130-20  
 When turnover ratio is even . . . . . 44-30  
 When turnover ratio is negative . . . . . 38-95



# THAT M&T MAGIC

## HOME UNDER HARBS

Under John Harbaugh (since 2008), the Ravens own the NFL's third-best home winning percentage (.716), going 83-33 at M&T Bank Stadium.

### NFL'S BEST REGULAR SEASON HOME RECORDS (JOHN HARBAUGH ERA / SINCE 2008)

Rk.	Team	Record	Pct.
1.	New England Patriots	92-23	.800
2.	Green Bay Packers	88-25-2	.774
3.	<b>Baltimore Ravens</b>	<b>83-33</b>	<b>.716</b>
4.	Pittsburgh Steelers	81-33-1	.709
5.	New Orleans Saints	77-38	.670

## RAVENS DEFEND THE BANK

The Ravens have been outstanding at home since they arrived in Baltimore. Below are their respective home records and corresponding NFL rankings during several periods.

### RAVENS HOME RECORDS / NFL RANKINGS

Time Period (Milestone)	Record	NFL Rank
Since 2010 (Past 12 Seasons)	71-29	3
Since 2008 (John Harbaugh's Arrival)	83-33	3
Since 2000 (First Super Bowl Season)	129-51	3
Since 1998 (M&T Bank Stadium Opened)	137-59	3
Since 1996 (Team's Inception)	144-67-1	4

## HOME "D" UNDER HARBS (SINCE 2008)

**17.7**      **78.7**      **309.0**

POINTS ALLOWED  
PER GAME  
(NFL'S BEST)

OPPONENT PASSER  
RATING  
(NFL'S 2ND BEST)  
BUFFALO - 76.0

YARDS ALLOWED  
PER GAME  
(NFL'S 2ND BEST)  
PITTSBURGH - 307.6

X DATING BACK TO 2008, THE RAVENS HAVE OUTSCORED OPPONENTS 2,985 TO 2,056 AT HOME. IN THEIR 83 WINS DURING THIS SPAN, THE MARGIN OF VICTORY HAS BEEN 14.4 POINTS PER GAME.

X THE RAVENS OWN A +929 POINT DIFFERENTIAL AT HOME UNDER JOHN HARBAUGH, RANKING NO. 3 IN THE NFL (NE IS +1,302 & GB IS +1,052).

X BALTIMORE IS 38-0 UNDER HARBAUGH WHEN ALLOWING 12 POINTS OR FEWER AT HOME.

## HOME "D" DOMINANCE DATES WAY BACK

The Ravens' "D" has been stout at home for many seasons. Since 2003, Baltimore ranks at the top in several key categories:

### BEST NFL DEFENSES AT HOME / SINCE 2003

POINTS PER GAME (Fewest Allowed)	TOTAL DEFENSE (Fewest Yards Allowed)
1. Baltimore ..... 17.3	1. Pittsburgh ..... 300.6
New England ..... 17.3	2. Baltimore ..... 301.7
3. Pittsburgh ..... 18.4	3. Buffalo ..... 317.2
TAKEAWAYS	DEFENSIVE TDs
1. Baltimore ..... 294	1. Arizona ..... 34
2. New England ..... 293	2. Baltimore ..... 33
3. Buffalo ..... 278	3. Green Bay ..... 29
4. Green Bay ..... 274	Tennessee ..... 29

## HOME FAST FACTS

- Under head coach John Harbaugh, the Ravens are 20-5 in September home games. The Ravens have won 23 of their past 28 home games in the month of September (dating back to 2006).
- Under Coach Harbaugh, the Ravens are 24-6 in November home games, producing the NFL's second-best such record. The Ravens have won 22 of their past 27 home games during the month.
- The Ravens are 24-9 at home in the month of December under John Harbaugh and 44-17 in such games during their history.
- Under Coach Harbaugh (since 2008), Baltimore has gone 22-7 against NFC teams at M&T Bank Stadium, producing the best home record by an AFC squad vs. the "other" conference.
- Baltimore has won 25 of its last 32 home games vs. NFC teams.
- In their history, the Ravens have hosted 27 games when the temperature was below 40 degrees. Baltimore is 21-5-1 in such cold weather games.
- Baltimore is 9-2 at home in November against AFC North foes under Harbaugh. Overall under Harbaugh, the Ravens are 29-14 in home games played against AFC North foes.
- Baltimore has won 24 of its last 35 home games vs. AFC North foes.
- The Ravens are 18-5 at home all time against teams from the West Coast/Pacific TZ. (Ari. - 3-1, LV - 6-1, LAC - 4-1, LAR - 0-1, SF - 3-0 & Sea. - 2-1).

## BEST HOME DEFENSE

Baltimore has permitted an NFL-low 17.7 ppg at home during the John Harbaugh Era. Under "Harbs," the Ravens are 36-0 at home when allowing 10 points or fewer. In 23 of those games, the Ravens gave up no more than 7 points.

### FEWEST POINTS PER GAME ALLOWED AT HOME (SINCE 2008 / JOHN HARBAUGH ERA)

<b>BALTIMORE</b>	<b>17.7</b>
NEW ENGLAND	18.4
PITTSBURGH	18.7



# ALL-TIME RESULTS / TRENDS

## RAVENS REGULAR SEASON RECORDS

	<b>Overall Record</b>	<b>Home</b>	<b>Away</b>
Overall	236-185-1	144-67-1	92-118
In M&T Bank Stadium (since 1998)	137-59	137-59	n/a
Coached by Ted Marchibroda	16-31-1	11-12-1	5-19
Coached by Brian Billick	80-64	50-22	30-42
Coached by John Harbaugh	140-90	83-33	57-57
vs. AFC Teams	175-144	106-55	69-89
vs. AFC North	69-52	41-20	28-32
vs. AFC Central (1996-2001)	26-28	13-14	13-14
vs. AFC East	29-24	19-7	10-17
vs. AFC South	23-18	15-6	8-12
vs. AFC West	28-22	18-8	10-14
vs. NFC Teams	61-41-1	38-12-1	23-29
vs. NFC North	11-9	7-3	4-6
vs. NFC Central (1996-2001)	3-5	3-1	0-4
vs. NFC East	17-9-1	10-2-1	7-7
vs. NFC South	12-8	6-4	6-4
vs. NFC West	18-10	12-2	6-8
On Monday Night Football	15-13	6-3	9-10
On Tuesday	1-0	1-0	0-0
On Wednesday	0-1	0-0	0-1
On Thursday Night Football	8-6	7-1	1-5
On Saturday	4-1	2-0	2-1
On Sunday Night Football	18-13	12-4	6-9
In Overtime	15-16-1	9-6-1	6-10
Ravens Shutout Wins	14-0	6-0	8-0
In Season Openers	15-12	9-4	6-8
Indoors	8-16	n/a	8-16

Note: Baltimore has played in Houston's Reliant/NRG Stadium six times (4-2), Indy's Lucas Oil Stadium three times (1-2), Dallas' Texas Stadium once (1-0), Atlanta's Mercedes-Benz Stadium once (1-0) and Las Vegas' Allegiant Stadium once (0-1). Four of those games at Reliant Stadium/NRG Stadium (12/13/10, 10/21/12, 12/21/14 & 9/20/20), and one at Allegiant Stadium (9/13/21), came when the roof was closed, meaning those games were "indoors," while the other games listed are considered "outdoors" due to open roofs. One of these games at Lucas Oil Stadium (11/8/20) came when the roof was opened, deeming that an outdoor game.

In August	0-1	0-1	0-0
In September	56-35	34-10	22-25
In October	46-54	24-22	22-33
In November	65-43-1	39-15-1	26-28
In December	63-46	44-17	19-29
In January	6-6	3-2	3-4

## RAVENS REGULAR RESULTS WHEN...

<b>Team</b>	<b>Since 2000</b>	<b>Since 2008</b>	<b>2022</b>	<b>Offense</b>	<b>Since 2000</b>	<b>Since 2008</b>	<b>2022</b>
Record	212-146	140-90	3-2	Scoring 20 or more points	169-58	119-43	2-2
vs. AFC North (since 2002)	69-52	52-34	1-0	Scoring 30 or more points	78-9	58-7	1-1
vs. AFC	158-112	104-69	3-2	Having 20 or more first downs	107-64	85-45	1-2
vs. NFC	54-34	36-21	0-0	Totaling 350 or more net yards	107-51	82-36	1-1
Home	129-51	83-33	1-2	At least 35 minutes time of poss.	63-10	43-8	0-1
Away	83-95	57-57	2-0	Rushing for 150 or more yards	83-24	58-16	2-2
On grass	113-86	75-50	2-2	When not throwing an INT	117-30	79-23	0-1
Artificial turf	99-60	65-40	1-0	With a 100-yard rusher	73-25	45-12	1-1
Outdoors	205-133	134-82	3-2	Without a 100-yard rusher	139-121	95-78	2-1
Indoors	7-13	6-8	0-0	With a 100-yard receiver	44-30	32-21	0-1
September	48-28	33-17	2-1	Without a 100-yard receiver	168-116	108-69	3-1
October	43-43	27-27	1-1	With a 300-yard passer	24-21	22-16	0-1
November	60-31	40-17	0-0	Without a 300-yard passer	188-125	119-64	3-1
December	55-39	36-25	0-0	<b>Defense</b>	<b>Since 2000</b>	<b>Since 2008</b>	<b>2022</b>
January	6-5	4-4	0-0	When scoring a defensive TD	51-9	29-6	0-0
Leading at halftime	167-31	112-25	2-2	When returning an INT for a TD	35-4	17-3	0-0
Trailing at halftime	32-101	19-58	0-0	When returning a fumble for a TD	19-5	15-3	0-0
Tied at halftime	13-14	9-7	1-0	Recording 3 or more sacks	111-43	66-29	3-0
Tied after 3 quarters	5-9	3-5	0-1	Holding opp. under 250 net yards	74-20	47-7	0-0
Leading after 3 quarters	180-24	122-19	3-1	Holding opp. under 21 points	169-40	112-19	2-0
Trailing after 3 quarters	27-113	15-66	0-0	Holding opp. under 15 points	125-15	77-5	1-0
Decided by 7 points or fewer	88-84	57-60	1-2	Allowing a 100-yard rusher	22-30	14-20	0-0
Decided by 3 points or fewer	49-47	33-33	1-1	Not allowing a 100-yard rusher	190-116	126-70	3-2
When scoring first	147-49	103-34	3-2	Allowing a 100-yard receiver	43-47	27-31	1-1
When not scoring first	65-97	37-56	0-0	Not allowing a 100-yard receiver	169-99	113-59	2-1
Positive or even turnover ratio	174-51	110-39	3-2	Allowing a 300-yard passer	31-33	22-27	2-1
Negative turnover ratio	38-95	30-51	0-0	Not allowing a 300-yard passer	181-113	118-63	1-1
Winning penalty ratio	91-58	60-32	2-1				
Losing penalty ratio	102-75	65-47	1-1				
Overtime	13-14	9-11	0-0				
When returning a KOR for a TD	5-5	5-4	0-1				
When returning a PR for a TD	9-3	5-1	0-0				



# PLAYER NOTES - JACKSON



## QUICK CAREER NOTES

- ✗ Baltimore is 40-14 with Jackson as its regular season starter. Since his first NFL start (Week 11 of 2018), his 40 wins rank fifth most among all NFL QBs.
- ✗ Jackson is the only QB in NFL history to record multiple career games (four) with at least 3 TD passes *and* 100 rushing yards: 2022 at NE, 2022 vs. Mia., 2021 vs. Min. & 2019 at Cle. Six other QBs have accomplished the feat just once.
- ✗ On 9/25/22 at NE, Jackson became the third player in NFL history to record 4 TD passes and rush for 100 yards in a single game, joining Cam Newton (2015) and Randall Cunningham (1990). He also became the first player to throw 3+ TD passes *and* rush for 100 yards in back-to-back games.
- ✗ In 2021, Jackson recorded at least 200 passing yards *and* 50 rushing yards in seven games, tying Randall Cunningham (1990) and Jackson's own 2019 campaign for the most such performances in NFL single-season history.
- ✗ In 2020, Jackson (1,005) became the first QB in NFL history to surpass the 1,000-yard rushing milestone in multiple seasons, also doing so in 2019 (1,206).
- ✗ Jackson (2019-20), Josh Allen (2020-21) and Deshaun Watson (2018-19) are the only QBs with at least 25 TD passes and 5 rushing TDs in consecutive seasons in NFL history.
- ✗ Jackson has 12 career regular season games with at least 100 rushing yards, the most by a QB in NFL history.
- ✗ Jackson is the only player in NFL history to throw a TD of 75-plus yards *and* rush for a TD of 75-plus yards in a single game (Week 2 of 2022 vs. Mia.).

## REGULAR SEASON WINS SINCE JACKSON'S FIRST NFL START (11/18/18)

Rk.	Quarterback (Team)	Record
1.	Patrick Mahomes (KC)	44-13
	Aaron Rodgers (GB)	44-16
3.	Tom Brady (NE/TB)	43-17
4.	Josh Allen (Buf.)	41-19
5.	Lamar Jackson (Bal.)	40-14

## DUAL THREAT DYNAMO

### GAMES W/ 200+ PASS YARDS AND 100+ RUSH YARDS [NFL HISTORY]

1. Lamar Jackson (Bal.) ..... 7
2. Josh Allen (Buf.) ..... 3
- Cam Newton (Car./NE) ..... 3
- Russell Wilson (Sea./Den.)... 3

### GAMES W/ 3+ PASS TDs AND 75+ RUSH YARDS [NFL HISTORY]

1. Lamar Jackson (Bal.) .... 8
2. Cam Newton (Car./NE) ..... 5
3. Tobin Rote (GB/Det./SD/Den.) . . 3
4. Four Players ..... 2

## 2019 UNANIMOUS MVP

- ✗ In 2019, Jackson became the only QB in NFL history to produce at least 3,000 passing yards and 1,000 rushing yards in a season. (He had 3,127 passing & 1,206 rushing.)
- ✗ Jackson was responsible for an NFL-best 43 total TDs (36 passing & 7 rushing) in 2019. His 36 TD passes led the NFL and are the most in franchise single-season history.
- ✗ Jackson rushed for 1,206 yards in 2019, marking the most by a quarterback in NFL single-season history.
- ✗ Jackson produced the NFL single-season record for most 100-yard rushing games (5 in 2019) by a quarterback.
- ✗ Jackson (36/7) also became the third QB in NFL history with at least 35 passing TDs & 7 rushing TDs. Steve Young (1994), Cam Newton (2015) and Josh Allen (2020) have also accomplished this feat.
- ✗ In his final eight games of 2019 (he sat out Week 17), Jackson threw 25 TDs and 1 INT, completing 69.4% of his passes for 1,477 yards and a 130.3 rating. He tallied 630 rushing yards & 4 rush TDs.
- ✗ Jackson threw at least 4 TDs in an NFL-best four games in 2019. He also threw at least 3 TDs in an NFL-best eight games.
- ✗ In 2019's Week 15 win vs. NYJ, Jackson rushed for at least 85 yards while throwing for 5 TDs for the second time in his career. (He also did this on 11/25/19 at LAR.) Cam Newton is the only other player in NFL history to accomplish the 85 rushing yards/5 passing TDs feat in a game, doing so in 2015.
- ✗ Jackson posted two perfect passer ratings in 2019 (at Cin. & Mia.), making him one of two QBs in NFL history (Ben Roethlisberger, 2007) to attain the 158.3 mark twice in a season.
- ✗ In Weeks 11 (vs. Hou.) and 12 (at LAR) of 2019, Jackson became the first NFL player ever to throw at least 4 passing TDs and have at least 50 rush yards in back-to-back games.
- ✗ In 2019's Week 6 victory over Cincinnati, Jackson became the first player ever to pass for 200 yards (236) and rush for 150 yards (152) in a regular season game. (Colin Kaepernick also accomplished this feat in a 2013 playoff game.)
- ✗ In the 2019 Divisional Playoff vs. Tennessee, Jackson became the first player in NFL history with at least 350 passing yards (365) and 100 rushing yards (143) in any game.

# PLAYER NOTES - JACKSON

## MOST WINS BY A QB IN HIS FIRST 50 NFL STARTS [SINCE 1970 MERGER]

Rk.	Quarterback	Wins
1.	Patrick Mahomes	40
	Ken Stabler	40
3.	Lamar Jackson	38
	Tom Brady	38
	Danny White	38

## MOST WINS BY A QB IN HIS FIRST 40 NFL STARTS [SINCE 1970 MERGER]

Rk.	Quarterback	Wins
1.	Lamar Jackson	32
	Patrick Mahomes	32
	Dan Marino	32
	Kurt Warner	32

## PASSING TOUCHDOWNS

### RAVENS SINGLE-GAME HISTORY

QB/Date/Opponent	TDs
Lamar Jackson, 12/12/19 vs. NYJ.	5
Lamar Jackson, 11/25/19 at LAR.	5
Lamar Jackson, 9/8/19 at Mia.	5
Joe Flacco, 10/12/14 at TB	5
Tony Banks, 9/10/00 vs. Jax.	5

## COMPLETION PERCENTAGE

### RAVENS SINGLE-GAME HISTORY

QB/Date/Opponent	Pct.
Lamar Jackson, 11/10/19 at Cin.	88.2
Lamar Jackson, 10/11/21 vs. Ind.	86.0
Lamar Jackson, 9/8/19 at Mia.	85.0
Lamar Jackson, 11/8/20 at Ind.	82.6

## PASSER RATING

### RAVENS SINGLE-GAME HISTORY

QB/Date/Opponent	Rate
Lamar Jackson, 11/10/19 at Cin.	158.3
Lamar Jackson, 9/8/19 at Mia.	158.3
Lamar Jackson, 9/13/20 vs. Cle.	152.1
Joe Flacco, 10/12/14 at TB	149.7

Jackson is the youngest QB in NFL history to produce a perfect passer rating. Incredibly, he's done it twice.

## CONSECUTIVE PASSES, NO INTs

### RAVENS SINGLE-GAME HISTORY

QB/Dates	Passes
Lamar Jackson, 11/25/18 -- 9/29/19	248
Lamar Jackson, 10/6/19 -- 12/8/19	181
Joe Flacco, 9/25/16 -- 10/23/16	176

## PASSING TOUCHDOWNS

### RAVENS SINGLE-SEASON HISTORY

Rk.	Quarterback (Year)	TDs
1.	Lamar Jackson (2019)	36
2.	Vinny Testaverde (1996)	33
3.	Joe Flacco (2014)	27
4.	Lamar Jackson (2020)	26
5.	Joe Flacco (2010)	25

## PASSER RATING

### RAVENS SINGLE-SEASON HISTORY

Rk.	Quarterback (Year)	Rate
1.	Lamar Jackson (2019)	113.3
2.	Lamar Jackson (2020)	99.3
3.	Joe Flacco (2010)	93.6
4.	Joe Flacco (2014)	91.0
5.	Joe Flacco (2009)	88.9

## TD PASS PERCENTAGE

### RAVENS SINGLE-SEASON HISTORY

Rk.	Quarterback (Year)	TD%
1.	Lamar Jackson (2019)	9.0
2.	Lamar Jackson (2020)	6.9
3.	Vinny Testaverde (1996)	6.0
4.	Tony Banks (1999)	5.3
	Trent Dilfer (2000)	5.3

## JACKSON NUMBERS TO NOTE

# 6

Quarterbacks, including Lamar Jackson, in league history with at least 10,000 passing yards and 4,000 rushing yards *in a career*. Jackson is the fastest in NFL history to hit the dual 10K passing/4K rushing milestone, doing so in Week 5 of 2022 in his 63rd game.

## QUARTERBACKS W/ 10,000 PASSING YARDS & 4,000 RUSHING YARDS / NFL HISTORY

Quarterback	Games	Pass	Rush
Lamar Jackson	63	11,034	4,047
Randall Cunningham	162	29,979	4,928
Cam Newton	148	32,382	5,628
Michael Vick	143	22,464	6,109
Russell Wilson	163	38,313	4,762
Steve Young	169	33,124	4,239

# 4,047

Career rushing yards for Jackson, who is the fastest (63 games) QB in league history to reach the 4K mark. Michael Vick (87 games) was previously the fastest.



# PLAYER NOTES - JACKSON

## 100-YARD REGULAR SEASON RUSHING GAMES [QB's / SINGLE-SEASON NFL HISTORY]

1. Lamar Jackson (2019) ..... 5
2. Russell Wilson (2014)..... 3
- Michael Vick (2006) ..... 3
- Michael Vick (2004) ..... 3

## CAREER 100-YARD REGULAR SEASON RUSHING GAMES [QB's / NFL HISTORY]

1. Lamar Jackson ..... 12
2. Michael Vick .....10
3. Russell Wilson ..... 4
4. J. Allen, R. Cunningham, B. Douglass ..... 3
- D. McNabb, C. Newton & T. Rote ..... 3

## CAREER GAMES W/ 5 TD PASSES & 85+ RUSHING YARDS [NFL HISTORY]

1. Lamar Jackson ..... 2
2. Cam Newton ..... 1

Newton's "5/85" game came during his 2015 NFL MVP campaign, just as Jackson's were in 2019.

## GAMES WITH 5 TD PASSES [NFL SINGLE-SEASON HISTORY]

1. Peyton Manning (2004)\* ..... 4
2. Lamar Jackson (2019)\* ..... 3
- Cam Newton (2015)\* ..... 3
- Drew Brees (2011) ..... 3
- Tom Brady (2007)\* ..... 3
- Daunte Culpepper (2004) ..... 3

\*Won NFL MVP

## MOST GAMES WITH 4+ TD PASSES [2019 SEASON]

1. Lamar Jackson (Bal.) ..... 4
2. Jimmy Garoppolo (SF) ..... 3
- Daniel Jones (NYG) ..... 3
- Jameis Winston (TB) ..... 3

## MOST GAMES WITH 3+ TD PASSES [2019 SEASON]

1. Lamar Jackson (Bal.) ..... 8
2. Drew Brees (NO) ..... 7
3. Dak Prescott (Dal.) ..... 6
4. Patrick Mahomes (KC) ..... 5
- Matthew Stafford (Det.) ..... 5
- Deshaun Watson (Hou.) ..... 5
- Jameis Winston (TB) ..... 5

## TOTAL TOUCHDOWNS [2019 SEASON]

1. Lamar Jackson (Bal.) ..... 43
2. Russell Wilson (Sea.) ..... 34
- Jameis Winston (TB) ..... 34

## PASSING TOUCHDOWNS [2019 SEASON]

1. Lamar Jackson (Bal.) ..... 36
2. Jameis Winston (TB) ..... 33
3. Russell Wilson (Sea.) ..... 31

## NFL PASSER RATING [2019 SEASON]

1. Ryan Tannehill (Ten.) ..... 117.5
2. Drew Brees (NO) ..... 116.3
3. Lamar Jackson (Bal.) ..... 113.3

## MOST RUSHING YARDS [QUARTERBACKS / SINGLE-SEASON HISTORY]

1. Lamar Jackson (2019) ..... 1,206
2. Michael Vick (2006) ..... 1,039
3. Lamar Jackson (2020) ..... 1,005
4. Bobby Douglass (1972) ..... 968
5. Randall Cunningham (1990) ..... 942

## MOST GAMES WITH 2+ PASSING TDs AND 50+ RUSHING YARDS [SINCE 1970 MERGER]

### - ENTIRE CAREER -


Rk.	Player	2+/50+ GAMES	GP/GS
1.	Cam Newton	23	148/144
2.	Randall Cunningham	20	161/135
	Michael Vick	20	143/115
4.	Steve Young	19	169/143
5.	<b>Lamar Jackson</b>	<b>18</b>	<b>63/54</b>
6.	Russell Wilson	16	163/163

### - FIRST FIVE SEASONS OF A CAREER -

Rk.	Player	2+/50+ GAMES
1.	<b>Lamar Jackson (Bal.)</b>	<b>18</b>
2.	Cam Newton (Car.)	17
3.	Josh Allen (Buf.)	11
4.	Randall Cunningham (Phi.)	10
5.	Michael Vick (Atl.)	9
6.	Russell Wilson (Sea.)	8
7.	Kyler Murray (Ari.)	7



# PLAYER NOTES - ANDREWS



**MARK ANDREWS**  
#89 | TIGHT END

**30**  
TD GRABS SINCE 2019, MARKING THE SECOND MOST AMONG NFL TEs

**2X**  
PRO BOWLER

**7**  
MULTI-TD GAMES SINCE 2019, RANKING NO. 1 AMONG NFL TEs

**1X**  
ALL-PRO

**24**  
RED ZONE TD GRABS SINCE 2019, MARKING THE SECOND MOST AMONG NFL TEs

## TOP 3 ON RAVENS SINGLE-SEASON CHARTS

En route to his second-career Pro Bowl nod, in 2021, TE Mark Andrews produced single-season franchise records in catches (107) and receiving yards (1,361), adding 9 TDs.

### RAVENS' SINGLE-SEASON CHARTS

#### MOST RECEPTIONS

Rk.	Player (Year)	Receptions
1.	Mark Andrews (2021)	107
2.	Derrick Mason (2007)	103
3.	Marquise Brown (2021)	91

#### MOST RECEIVING YARDS

Rk.	Player (Year)	Receiving Yards
1.	Mark Andrews (2021)	1,361
2.	Michael Jackson (1996)	1,201
3.	Torrey Smith (2013)	1,128

#### MOST RECEIVING TDs

Rk.	Player (Year)	Receiving TDs
1.	Michael Jackson (1996)	14
2.	Torrey Smith (2014)	11
3.	Mark Andrews (2019)	10

## NFL TIGHT END RECEIVING LEADERS

### RECEIVING YARDS / ACTIVE TEs

2022		SINCE 2019	
1.	Mark Andrews (Bal.)..... 349	1.	Travis Kelce (KC)..... 4,117
2.	Travis Kelce (KC)..... 347	2.	Mark Andrews (Bal.)..... 3,263
3.	Dallas Goedert (Phi.)..... 335	3.	Darren Waller (LV) ..... 3,181
4.	Tyler Higbee (LAR)..... 290	4.	George Kittle (SF) ..... 2,696
5.	David Njoku (Cle.) ..... 289	5.	Dallas Goedert (Phi.) ..... 3,296

### RECEPTIONS

2022		SINCE 2019	
1.	Higbee/Kelce ..... 33	1.	Travis Kelce (KC)..... 327
3.	Mark Andrews (Bal.)..... 32	2.	Darren Waller (LV) ..... 268
4.	Zach Ertz (Ari.)..... 28	3.	Mark Andrews (Bal.)..... 261
5.	Goedert/Njoku..... 24	4.	Zach Ertz (Ari.)..... 226
7.	Tyler Conklin (NYJ).....21	5.	George Kittle (SF) .....215

### RECEIVING TOUCHDOWNS

2022		SINCE 2019	
1.	Travis Kelce (KC)..... 7	1.	Travis Kelce (KC)..... 32
2.	Mark Andrews (Bal.)..... 4	2.	Mark Andrews (Bal.)..... 30
3.	Will Dissly (Sea.) ..... 3	3.	Hunter Henry (NE) ..... 18
	T.J. Hockenson (Det.)..... 3	4.	Hockenson/Tonyan/Waller ... 15
5.	Seven Tight Ends ..... 2	7.	Ertz/Gesicki/Knox.....14

### FIRST DOWN RECEPTIONS

2022		SINCE 2019	
1.	Travis Kelce (KC)..... 26	1.	Travis Kelce (KC)..... 234
2.	Mark Andrews (Bal.).....21	2.	Mark Andrews (Bal.)..... 177
3.	David Njoku (Cle.) .....17	3.	Darren Waller (LV) .....162
4.	Tyler Higbee (LAR) .....16	4.	George Kittle (SF) .....130
5.	Dallas Goedert (Phi.).....15	5.	Zach Ertz (Ari.).....120

## ANDREWS HAS EYES FOR THE END ZONE

### NFL RECEIVING TOUCHDOWNS / SINCE 2019

Rk.	Player (Team)	Receiving TDs
1.	Davante Adams (LV).....	39
2.	Mike Evans (TB).....	38
3.	Tyreek Hill (Mia.).....	33
	Cooper Kupp (LAR).....	33
5.	Travis Kelce (KC).....	32
6.	DK Metcalf (Sea.).....	31
	Adam Thielen (Min.).....	31
8.	Mark Andrews (Bal.).....	30
9.	Stefon Diggs (Buf.).....	29
10.	Tyler Lockett (Sea.).....	28

## ANDREWS' MONSTER 2021 SEASON

En route to his second-career Pro Bowl nod, in 2021, Andrews:

- Played in all 17 games (nine starts), totaling single-season franchise records in both receptions (107) and receiving yards (1,361), while also producing 9 TDs.
- Led NFL tight ends in all major receiving categories, including yards (1,361), receptions (107), TDs (9 – tied), first downs (75), 20-plus-yard catches (20) and contested catches (18).
- Notched his third-straight season (2019-21) with at least 700 receiving yards and 7 receiving TDs, marking the longest streak reaching those figures in Ravens history. It's also the longest active streak entering 2022 by an NFL tight end.
- Posted at least receiving 100 yards in a Ravens' single-season record five contests.



# PLAYER NOTES - ANDREWS

## ANDREWS' HISTORIC 2021

TE Mark Andrews produced new single-season franchise records for receptions (107) and receiving yards (1,361). His 1,361 receiving yards also rank third most by a TE in league history and were sixth overall in the NFL during 2021.

### MOST RECEIVING YARDS BY A TIGHT END SINGLE-SEASON NFL HISTORY

Rk.	Tight End (Year)	Rec.	Yards	Avg.	TDs
1.	Travis Kelce (2020)	105	1,416	13.5	11
2.	George Kittle (2018)	88	1,377	15.6	5
3.	<b>Mark Andrews (2021)</b>	<b>107</b>	<b>1,361</b>	<b>12.7</b>	<b>9</b>
4.	Travis Kelce (2018)	103	1,336	13.0	10
5.	Rob Gronkowski (2011)	90	1,327	14.7	17

### MOST RECEIVING YARDS OVERALL / 2021 SEASON

Rk.	Player	Rec.	Yards	Avg.	TDs
1.	Cooper Kupp (LAR)	145	1,947	13.4	16
2.	Justin Jefferson (Min.)	108	1,616	15.0	10
3.	Davante Adams (GB)	123	1,553	12.6	11
4.	Ja'Marr Chase (Cin.)	81	1,455	18.0	13
5.	Deebo Samuel (SF)	77	1,405	18.2	6
6.	<b>Mark Andrews (Bal.)</b>	<b>107</b>	<b>1,361</b>	<b>12.7</b>	<b>9</b>
7.	Tyreek Hill (KC)	111	1,239	11.2	9
8.	Stefon Diggs (Buf.)	103	1,225	11.9	10

## KEEPING IT 100

- In 2021, TE Mark Andrews registered the most 100-yard receiving outings (five) in Ravens single-season history. His eight career performances reaching the century mark rank tied for second all time in Ravens franchise history.

- Andrews' five 100-yard outings in 2021 were the most among NFL tight ends and tied for the fourth most among all players.

## 100-YARD RECEIVING GAMES IN RAVENS HISTORY

SINGLE SEASON		ALL TIME			
Rk.	Player (Year)	Games	Rk.	Player	Games
1.	<b>Mark Andrews (2021)</b> .....	<b>5</b>	1.	Mark Clayton .....	9
2.	Steve Smith Sr. (2014) .....	4	2.	<b>Mark Andrews</b> .....	8
	Michael Jackson (1996) .....	4		Steve Smith Sr. ....	8
	Mark Clayton (2006) .....	4	4.	Derrick Mason .....	7

### MOST 100-YARD RECEIVING GAMES OVERALL / 2021

Rk.	Player (Team)	100-Yard Games
1.	Cooper Kupp (LAR) .....	11
2.	Davante Adams (GB) .....	8
3.	Justin Jefferson (Min.) .....	7
4.	<b>Mark Andrews (Bal.)</b> .....	<b>5</b>
	Chris Godwin (TB) .....	5
	Tyler Lockett (Sea.) .....	5
	Deebo Samuel (SF) .....	5
	Ja'Marr Chase (Cin.) .....	5

## 30 TDs IN FIRST FIVE SEASONS

TE Mark Andrews has produced 33 career receiving TDs, joining Mike Ditka (32), Antonio Gates (43), Tony Gonzalez (30), Jimmy Graham (51), Rob Gronkowski (54) and Kellen Winslow Sr. (35) as one of seven TEs in NFL history to reach 30 receiving TDs in the first five seasons of a career.



ROB GRONKOWSKI  
**54**



JIMMY GRAHAM  
**51**



ANTONIO GATES  
**43**



KELLEN WINSLOW SR.  
**35**



MIKE DITKA  
**32**



TONY GONZALEZ  
**30**

## 33 CAREER RECEIVING TDs



Home .....	19	2018 .....	3	Red Zone .....	26
Away .....	14	2019 .....	10	vs. AFC .....	26
1st Qtr. ....	7	2020 .....	7	vs. NFC .....	7
2nd Qtr. ....	12	2021 .....	9	vs. AFC North .....	13
3rd Qtr. ....	6	2022 .....	4	vs. Blitz .....	17
4th Qtr. ....	8	Primetime .....	8	From Slot .....	18
OT .....	0	In A Win .....	23	20+ Yards .....	7

## LET THE RECORDS SHOW

### RAVENS RECORDS / TOP 10 RECEIVING YARDS / ALL TIME

Rk.	Player (Seasons)	Rec.	Yards	Avg.	TDs
1.	Derrick Mason (2005-10)	471	5,777	12.3	29
2.	Todd Heap (2001-10)	467	5,492	11.8	41
3.	<b>Mark Andrews (2018-22)</b>	<b>295</b>	<b>3,815</b>	<b>12.9</b>	<b>33</b>
4.	Torrey Smith (2011-14)	213	3,591	16.9	30
5.	Mark Clayton (2005-09)	234	3,116	13.3	12
6.	Ray Rice (2008-13)	369	3,034	8.2	6
7.	Qadry Ismail (1999-2001)	191	2,819	14.8	18
8.	Travis Taylor (2000-04)	204	2,758	13.5	15
9.	Anquan Boldin (2010-12)	186	2,645	14.2	14
10.	Michael Jackson (1996-98)	183	2,596	14.2	18

TE Mark Andrews already ranks in the Top 5 all time in each of Baltimore's major receiving categories over the course of a Ravens career.

### RECEPTIONS

1.	Derrick Mason ...	471
2.	Todd Heap .....	467
3.	Ray Rice .....	369
4.	<b>Mark Andrews</b> ..	<b>295</b>

### YARDS

1.	Derrick Mason .	5,777
2.	Todd Heap ...	5,492
3.	<b>Mark Andrews</b> .	<b>3,815</b>
4.	Torrey Smith .	3,591

### TDs

1.	Todd Heap .....	41
2.	<b>Mark Andrews</b> ...	<b>33</b>
3.	Torrey Smith ....	30
4.	Derrick Mason ...	29

# PLAYER NOTES – DUVERNAVY



**DEVIN DUVERNAVY**  
#13 | WR / RETURN SPECIALIST

**1X** ALL-PRO **1X** PRO BOWLER

*"I'm definitely getting more comfortable, and I'm able to catch the ball and just get my eyes down quickly to see what's in front of me. I just try to carve out a lane in my brain and just hit it."*

– WR/RS Devin Duvernay on his KOR and PR prowess

## NFL RETURNER CHARTS

X Since entering the league 2020, WR Devin Duvernay ranks No. 5 in KOR average (26.6) and No. 5 in KOR yards (1,437), while helping his team to the third-best average starting field position (SFP) following a KOR (own 29.6). He's one of two players (also Kene Nwangwu) with multiple KOR-TDs (2) during that span.

### KICKOFF RETURN AVERAGE / SINCE 2020

Rk.	Player (Team)	KORs	Yards	Avg.	Long	SFP	TDs
1.	Kene Nwangwu (Min.)	31	886	28.6	99t	-30.5	2
	Raheem Blackshear (Car.)	7	200	28.6	48	-31.1	0
3.	Andre Roberts (Car.)	71	2,006	28.3	101t	-28.4	1
4.	Cordarrelle Patterson (Atl.)	54	1,478	27.4	104t	-26.0	1
5.	<b>Devin Duvernay (Bal.)</b>	<b>54</b>	<b>1,437</b>	<b>26.6</b>	<b>103t</b>	<b>-29.6</b>	<b>2</b>

X In 2022, Duvernay has posted 264 total return yards (KOR + PR), marking the NFL's third most.

### TOTAL RETURN YARDS / 2022

Rk.	Player (Team)	Total	KOR	PR
1.	Dax Milne (Was.)	338	246	92
2.	Kene Nwangwu (Min.)	307	307	0
3.	<b>Devin Duvernay (Bal.)</b>	<b>264</b>	<b>183</b>	<b>81</b>
4.	Braxton Berrios (NYJ)	260	204	56
5.	DeAndre Carter (LAC)	250	191	59

## 20+ YARD PUNT RETURNS

Since 2020, WR Devin Duvernay is tied for second in the NFL with 7 punt returns of 20+ yards.

### PUNT RETURNS OF 20+ YARDS / SINCE 2020

Rk.	Player (Team)	20+ Yard PRs
1.	Gunner Olszewski (Pit.)	9
2.	<b>Devin Duvernay (Bal.)</b>	<b>7</b>
	Jakeem Grant (Cle.)	7
4.	Hunter Renfrow (LV)	6
5.	McCloud/Powell/Reagor	5



## DUV'S HOT START TO 2022

Duvernay's 2022 numbers & NFL ranks in several categories:

<b>512</b> All-Purpose Yards No. 4 by WR	<b>4</b> Total Touchdowns No. 4t by WR	<b>1</b> Kickoff Return Touchdown No. 1 in NFL	<b>264</b> Total Return Yards (PRs + KORs) No. 3 in NFL
---	---	---	--

## RAVENS RETURNER CHARTS

X Among Ravens players with 30 career punt returns, Duvernay's 13.5 yards per return ranks No. 1 in franchise history.

### PUNT RETURN AVERAGE / RAVENS HISTORY (MIN. 30 PRs)

Rk.	Player	PRs	Yards	Avg.	Long	20+	TDs
1.	<b>Devin Duvernay</b>	<b>36</b>	<b>487</b>	<b>13.5</b>	<b>43</b>	<b>7</b>	<b>0</b>
2.	Cyrus Jones	30	372	12.4	70t	5	1
3.	Jermaine Lewis	231	2,730	11.8	89t	14	2
4.	Michael Campanaro	37	420	11.4	77t	3	1
5.	B.J. Sams	121	1,320	10.9	78t	15	2

X Among Ravens players with 30 career kickoff returns, Duvernay's 26.6 yards per return ranks No. 3 in franchise history.

### KICKOFF RETURN AVERAGE / RAVENS HISTORY (MIN. 30 KORs)

Rk.	Player	KORs	Yards	Avg.	Long	30+	TDs
1.	Jacoby Jones	101	3,037	30.1	108t	32	4
2.	David Reed	39	1,150	29.5	103t	10	1
3.	<b>Devin Duvernay</b>	<b>54</b>	<b>1,437</b>	<b>26.6</b>	<b>103t</b>	<b>8</b>	<b>2</b>
4.	Lardarius Webb	38	985	25.9	95t	11	1
5.	Jalen Parmele	33	845	25.6	53	9	0

## DID YOU KNOW?

• Duvernay owns the only regular season opening-game KOR-TD in franchise history (9/18/22 vs. Mia.) and is one of two players with multiple KOR-TDs in a Ravens' career (also WR Jacoby Jones, 4).

• Duvernay is one of 11 WRs and 16 players overall since the 1970 NFL merger to register at least 5 receiving TDs and 2 KOR-TDs in a career at the age of 25 or younger. Prior to Duvernay reaching those marks in 2022, WR Tyler Lockett (2017) was the last player to accomplish that feat.

• In 2021, Duvernay finished as the NFL's only returner to rank in the Top 10 in both punt return average (13.8 – first) and kickoff return average (24.1 – seventh), en route to earning his first-career Pro Bowl nod. He also tallied the NFL's second-most PR yards (360), eighth-most KOR yards (676) and fifth-most total return yards (1,036), helping Baltimore's special teams rank No. 1 in *Football Outsiders'* DVOA rating.

• With a 93-yard KOR-TD vs. KC (9/28/20), Duvernay became the fifth Ravens rookie and the youngest Raven (23 years, 16 days) in franchise history to have a KOR-TD.



# PLAYER NOTES - ZEITLER & MOSES



## KEVIN ZEITLER

#70 | GUARD

**MOST OFFENSIVE SNAPS LOGGED (2021 SEASON)**

G Kevin Zeitler (Bal.)	1,223
T Alejandro Villanueva (Bal.)	1,207
C Tyler Biadasz (Dal.)	1,205
T Trey Smith (KC)	1,195
QB Justin Herbert (LAC)	1,191

RESEARCH VIA STATS PASS

### DURABILITY ON DISPLAY

In 2021, G Kevin Zeitler was one of the NFL's most durable cogs along an O-line. Zeitler logged the second-most overall snaps (offense and defense) in the league last season.

### MOST SNAPS PLAYED (OFF. & DEF.) / 2021 NFL PLAYERS

Rk.	Player (Team)	Snaps
1.	S Quandre Siggs (Sea.)	1,228
2.	<b>G Kevin Zeitler (Bal.)</b>	<b>1,223</b>
3.	CB Xavier Woods (Min.)	1,208
4.	T Alejandro Villanueva (Bal.)	1,207
5.	C Tyler Biadasz (Dal.)	1,205

### HARDLY ANY FLAGS THROWN ON ZEIT

According to TruMedia statistics, G Kevin Zeitler has been one of the least-penalized O-linemen since entering the league in 2012. Zeitler has only been called for offensive holding 17 times in the last 10 seasons. That's tied for the third-fewest mark among active players during that span (min. 8,000 snaps).

### HOLDING CALLS SINCE 2012 / ACTIVE NFL O-LINEMEN

Rk.	Player (Teams)	Holding Penalties
1.	C Rodney Hudson (KC/Oak./Ari.)	11
2.	T Duane Brown (Hou./Sea./NYJ)	12
3.	<b>G Kevin Zeitler (Cin./Cle./NYG/Bal.)</b>	<b>17</b>
	T Riley Reiff (Det./Min./Cin./Chi.)	17

### THE BEST ABILITY IS AVAILABILITY

Since he entered the league in 2012, G Kevin Zeitler's 9,865 snaps are the fifth most amongst active players and most by a non-QB.

### MOST SNAPS SINCE 2012 / ACTIVE NFL PLAYERS

Rk.	Player (Teams)	Snaps (Games)
1.	QB Tom Brady (NE/TB)	10,686 (162)
2.	QB Matt Ryan (Atl./Ind.)	10,436 (165)
3.	QB Russell Wilson (Sea./Den.)	9,988 (163)
4.	QB Matthew Stafford (Det./LAR)	9,986 (158)
5.	<b>G Kevin Zeitler (Cin./Cle./NYG/Bal.)</b>	<b>9,926 (157)</b>

### IRONMEN OF THE TRENCHES

T Morgan Moses has played in 126 career games and has made 118 career starts at tackle. His 118 consecutive games played streak is tied for third longest among active offensive linemen.



ATLANTA  
**JAKE MATTHEWS**  
132 GAMES



PHILADELPHIA  
**JASON KELCE**  
127 GAMES



BALTIMORE  
**MORGAN MOSES**  
118 GAMES



WASHINGTON  
**CHARLES LENO JR.**  
118 GAMES


*"Any time you've got No. 8, and you get the chance to run downfield and get on ESPN, I think you should. But it's just having a guy back there that's so explosive, where he can throw the ball, he can run the ball, it keeps the defense on their heels. So, it's a great opportunity to be able to be on the team and block for a guy like that."*

- T Morgan Moses on blocking for QB Lamar Jackson



### MOSES' COMMUNITY IMPACT

- In 2015, he launched the Morgan Moses Foundation with the goal of motivating children through educational activities in the Central/Northern Virginia and D.C. metropolitan areas.



## MORGAN MOSES

#78 | TACKLE

*"He's always been a player that we've admired. When I think of Morgan, the thoughts that I have [are] big, tough, very smart, and also very durable. He's a versatile guy who can play different spots. We're excited to bring him here."*

- EVP & GM Eric DeCosta on T Morgan Moses

# PLAYER NOTES - DOBBINS



**J.K. DOBBINS**  
#27 | RUNNING BACK

*Missed entire 2021 season (knee)*

**YARDS-PER-CARRY AVERAGE  
ALL-TIME ROOKIE RBs  
(SINCE 1970 MERGER)**

Alvin Kamara ('17)	6.07
<b>J.K. Dobbins ('20)</b>	<b>6.01</b>
Maurice Jones-Drew ('06)	5.67
Thomas Rawls ('15)	5.65
Adrian Peterson ('07)	5.63

## RAVENS ROOKIE RECORD

RB J.K. Dobbins scored 9 total TDs in 2020, marking a new Ravens franchise rookie record.

### TOTAL TDs / ALL-TIME RAVENS ROOKIES

Rk.	Player (Year)	TDs
1.	<b>J.K. Dobbins (2020)</b> .....	<b>9</b>
2.	Marquise Brown (2019) .....	7
	Marlon Brown (2013) .....	7
	Torrey Smith (2011) .....	7

## LEADING THE LEAGUE IN 2020

In 2020, RB J.K. Dobbins led all NFL running backs in yards-per-carry average (6.01).

### YARDS PER CARRY / NFL RBs IN 2020

Rk.	Player (Year)	YPC
1.	<b>J.K. Dobbins (Bal.)</b> .....	<b>6.01</b>
2.	Nick Chubb (Cle.) .....	5.62
3.	Aaron Jones (GB) .....	5.49
4.	Derrick Henry (Ten.) .....	5.36

## QUICK HITS

- In 2020, RB J.K. Dobbins (805), QB Lamar Jackson (1,005) and RB Gus Edwards (723) each surpassed 700 rushing yards. In doing so, the 2020 Ravens joined the 2019 Ravens and 2011 Panthers as the only teams ever with three 700-yard rushers in an NFL season.
- Dobbins closed out the 2020 regular season with six-consecutive performances of 50-plus rushing yards and a rushing TD, tying (Ryan Grant in 2007, Eric Dickerson in 1983 & Franco Harris in 1972) for the longest rookie streak of its kind since the 1970 NFL merger.
- Dobbins' 72-yard TD-scamper in the 38-3 win at Cin. (1/3/21) was the longest rushing TD by a Ravens' rookie and the then-longest rushing TD by an NFL rookie since 2018 (three players).

## 2020 ROOKIE CLASS RANKINGS

Among NFL rookies in 2020, RB J.K. Dobbins ranked No. 3 in both rushing yards (805) and rushing TDs (9), while he was No. 1 in yards-per-carry average (6.01).

### RUSHING YARDS / NFL ROOKIE RBs / 2020

Rk.	Player (Team)	Yards
1.	Jonathan Taylor (Ind.) .....	1,169
2.	James Robinson (Jax.) .....	1,070
3.	<b>J.K. Dobbins (Bal.)</b> .....	<b>805</b>
4.	Clyde Edwards-Helaire (KC) .....	803
5.	Antonio Gibson (Was.) .....	795

### RUSHING TDs / NFL ROOKIE RBs / 2020

Rk.	Player (Team)	TDs
1.	Jonathan Taylor (Ind.) .....	11
	Antonio Gibson (Was.) .....	11
3.	<b>J.K. Dobbins (Bal.)</b> .....	<b>9</b>
4.	D'Andre Swift (Det.) .....	8
5.	James Robinson (Jax.) .....	7

### RUSHING YPC AVERAGE / NFL ROOKIE RBs / 2020 (MIN. 100 RUSHES)

Rk.	Player (Team)	YPC
1.	<b>J.K. Dobbins (Bal.)</b> .....	<b>6.01</b>
2.	Jonathan Taylor (Ind.) .....	5.04
3.	Antonio Gibson (Was.) .....	4.68
4.	D'Andre Swift (Det.) .....	4.57
5.	James Robinson (Jax.) .....	4.46

## J.K.'S HISTORICAL 2020

In 2020, RB J.K. Dobbins became the first rookie and one of six running backs in NFL history to produce at least 800 rushing yards, 9 rushing TDs and 6.0 yards per carry in a season. The other five running backs are Adrian Peterson (2012), Barry Sanders (1997), Mercury Morris (1973), O.J. Simpson (1973) and Jim Brown (1963).



2020

**J.K. DOBBINS**



2012

**ADRIAN PETERSON**



1997

**BARRY SANDERS**



1973

**MERCURY MORRIS**



1973

**O.J. SIMPSON**




1963

**JIM BROWN**



# PLAYER NOTES - CAMPBELL



**CALAIS CAMPBELL**  
#93 | DEFENSIVE END

**1X** FIRST-TEAM ALL-PRO  
**3X** SECOND-TEAM ALL-PRO  
**6X** PRO BOWLER

**2017** PFWA NFL DEFENSIVE PLAYER OF THE YEAR  
**2019** NFL WALTER PAYTON MAN OF THE YEAR

## DURABILITY ON DISPLAY

DE Calais Campbell has played in 218 games, with 199 starts. He ranks first in both categories among active D-linemen.

### MOST GAMES PLAYED / ACTIVE NFL DEFENSIVE LINEMEN

Rk.	Player (Teams)	GP (GS)
1.	Calais Campbell (Ari./Jax./Bal.)	218 (199)
2.	Jerry Hughes (Ind./Buf./Hou.)	188 (138)
3.	Carlos Dunlap (Cin./Sea./KC)	185 (124)
4.	Tyson Alualu (Jax./Pit.)	179 (114)

## SACK ATTACK

### MOST MULTI-SACK GAMES SINCE 2016 / ACTIVE DEFENDERS

Rk.	Player (Team)	Games
1.	Aaron Donald (LAR)	22
2.	T.J. Watt (Pit.)	20
3.	Cameron Jordan (NO)	18
4.	Chandler Jones (LV)	16
5.	Myles Garrett (Cle.)	15
	Yannick Ngakoue (Ind.)	15
7.	Joey Bosa (LAC)	13
	Chris Jones (KC)	13
	Von Miller (Buf.)	13
10.	Calais Campbell (Bal.)	12
	Denico Autry (Ten.)	12
	Khalil Mack (LAC)	12
13.	Jason Pierre-Paul (Bal.)	11
	Leonard Floyd (LAR)	11
	Matthew Judon (NE)	11

## CALAIS QUICK HITS

- DE Calais Campbell is the only active NFL defender to record at least 200 career games played.
- Campbell is one of five active D-linemen with more than 50 career PD (Carlos Dunlap, 69; J.J. Watt, 66; Jason Pierre-Paul, 63; Calais Campbell, 56; Cameron Jordan, 56).

## ACTIVE SACKS LEADERS

DE Calais Campbell's 94.5 career sacks rank ninth most among active NFL defenders.

### MOST SACKS / ACTIVE NFL DEFENDERS

Rk.	Player (Team)	Sacks
1.	Von Miller (Buf.)	119.5
2.	Cameron Jordan (NO)	110.0
3.	Chandler Jones (LV)	107.5
4.	J.J. Watt (Ari.)	104.5
5.	Justin Houston (Bal.)	104.0
6.	Aaron Donald (LAR)	102.0
	Robert Quinn (Chi.)	102.0
8.	Carlos Dunlap (KC)	98.0
9.	Calais Campbell (Bal.)	94.5
10.	Jason Pierre-Paul (Bal.)	92.5

## FOUR-SACK SEASONS

DE Calais Campbell posted at least 4 sacks in 12 seasons (2009-20), tying for the most 4-plus sack seasons among active players.

### MOST SEASONS WITH AT LEAST 4 SACKS / ACTIVE PLAYERS

Rk.	Player (Team)	Seasons
1.	Calais Campbell (Bal.)	12 (2009-20)
	Carlos Dunlap (KC)	12 (2010-21)
3.	Justin Houston (Bal.)	11 (2011-21)
	Jerry Hughes (Hou.)	11 (2012-22)
	Von Miller (Buf.)	11 (2011-22)
6.	Cameron Jordan (NO)	10 (2012-21)
	Robert Quinn (Chi.)	10 (2011-21)

## PICTURE THIS

DE Calais Campbell is one of four NFL defenders since 2000 to register at least 700 tackles and 85 sacks.

### SINCE 2000 / PLAYERS WITH AT LEAST 700 TACKLES & 85 SACKS



Calais Campbell  
777 / 94.5

Julius Peppers  
718 / 158.5



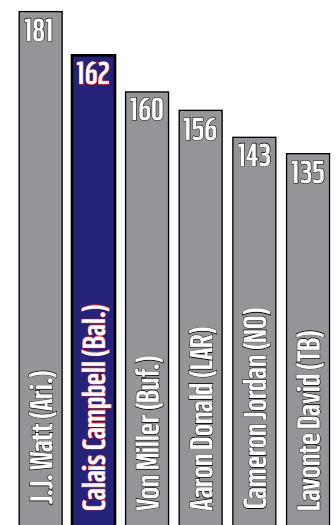
Justin Smith  
879 / 87

Terrell Suggs  
886 / 139



Since being drafted in 2008, DE Calais Campbell's 162 tackles for loss rank second in the NFL, trailing only Arizona DE J.J. Watt's 181 TFL during that span.

### MOST TACKLES FOR LOSS / ACTIVE NFL DEFENDERS



# PLAYER NOTES – PETERS



**MARCUS PETERS**  
#24 | CORNERBACK

*Missed entire 2021 season (knee)*

- 2X FIRST-TEAM ALL-PRO
- 2X SECOND-TEAM ALL-PRO
- 3X PRO BOWLER
- 32 CAREER INTS (NFL HIGH SINCE 2015)
- 41 CAREER TAKEAWAYS (NFL HIGH SINCE 2015)

## FIRST LINE OF PASS DEFENSE

Since being drafted in 2015, CB Marcus Peters' 89 PD tie for the NFL's second most among active defenders.

 Darius Slay	102
 Marcus Peters	90
 Ronald Darby	90
 Stephon Gilmore	88
 James Bradberry	87

## FAST FACTS

- In 95 career games, CB Marcus Peters has registered 32 INTs, 10 FFs and 9 FRs. His 41 total takeaways are the most among active NFL defenders.
- In Week 3's win at NE, Peters recorded 1 INT, 1 FR and 1 FF, becoming the first Ravens defender to "hit the trifecta" in a single game since 2008 (Ed Reed, 12/7 vs. Was.).
- Peters' 6 INT-TDs tie Hall of Famer Deion Sanders for the second most by a player in his first six seasons (2015-20) since the 1970 merger. Only CB Janoris Jenkins (7) had more.
- Peters' 3 career postseason INTs are tied (Adrian Amos, Sean Murphy-Bunting & Duron Harmon) for the NFL's most since he entered the league in 2015.

## NOSE FOR THE END ZONE

CB Marcus Peters' 7 career defensive TDs (6 INTs & 1 FR) rank as the NFL's most since he entered the league in 2015.

### MOST DEFENSIVE TDs / SINCE 2015 / ACTIVE PLAYERS

Rk.	Player (Team)	D-TDs
1.	Marcus Peters (Bal.)	7
2.	Eddie Jackson (Chi.)	6
3.	Deion Jones (Cle.)	5
	Minkah Fitzpatrick (Pit.)	5

## PICK ARTIST

Since entering the league in 2015, three-time Pro Bowl CB Marcus Peters has registered NFL highs in INTs (32), INT-TDs (6) and INT return yards (822).

### MOST INTERCEPTIONS / SINCE 2015 / ACTIVE PLAYERS

Rk.	Player (Team)	INTs
1.	Marcus Peters (Bal.)	32
2.	Xavien Howard (Mia.)	27
3.	J.C. Jackson (LAC)	25

### MOST INT-TD RETURNS / SINCE 2015 / ACTIVE PLAYERS

Rk.	Player (Team)	INT-TDs
1.	Marcus Peters (Bal.)	6
2.	Deion Jones (Cle.)	5
3.	Daniel Sorensen (NO)/Minkah Fitzpatrick (Pit.)	4

### MOST INT RETURN YARDS / SINCE 2015 / ACTIVE PLAYERS

Rk.	Player (Team)	INT Yards
1.	Marcus Peters (Bal.)	822
2.	Stephon Gilmore (Ind.)	381
3.	Deion Jones (Cle.)	379

## TAKEAWAY MACHINE

Since entering the league in 2015, Peters' 41 takeaways stand as an NFL high, with 32 coming by way of INTs.

### MOST TAKEAWAYS BY A DEFENDER / SINCE 2015

Rk.	Player (Team)	TA (INTs)
1.	Marcus Peters (Bal.)	41 (32)
2.	Xavien Howard (Mia.)	30 (27)
	Jordan Poyer (Buf.)	30 (24)
4.	Tyrann Mathieu (NO)	29 (24)
5.	J.C. Jackson (LAC)	27 (25)
	Kevin Byard (Ten.)	27 (24)
	Darius Slay (Phi.)	27 (23)

**"MARCUS IS ONE OF THESE PLAYERS WHO PROVIDES SUCH AN AUTHENTIC PERSPECTIVE ON WHAT THIS GAME'S ALL ABOUT. HE'S A RAVEN."** – EVP & GM ERIC DE COSTA



**NFL INTERCEPTION LEADERS / SINCE 2015**

MARCUS PETERS	XAVIEN HOWARD	J.C. JACKSON
32	27	25



# PLAYER NOTES – HUMPHREY



**MARLON HUMPHREY**  
#44 | CORNERBACK

**2X** PRO BOWLER

**1X** FIRST-TEAM ALL-PRO

**MOST FORCED FUMBLES  
NFL DEFENDERS / 2020 SEASON**

Marlon Humphrey (Bal.)	8
Haason Reddick (Ari.)	6
11 Players Tied	4

## PERFECTING THE PUNCH-OUT

CB Marlon Humphrey's 8 forced fumbles in 2020 were the second most by a DB in NFL history (records kept since 2000).

### MOST FORCED FUMBLES / DEFENSIVE BACKS NFL SINGLE-SEASON HISTORY (RECORDS KEPT SINCE 2000)

Rk.	Player (Year)	FFs
1.	Charles Tillman (2012)	10
2.	<b>Marlon Humphrey (2020)</b>	<b>8</b>
	Chris Harris (2007)	8
4.	Josh Norman (2021)	7
5.	Oshiomogho Atogwe (2008)	6
	Brian Dawkins (2008)	6
	Roman Harper (2010)	6
	Charles Tillman (2009)	6

## MARLON IN GOOD COMPANY

CB Marlon Humphrey is just the third defender in franchise history to register double-digit INTs (11) and double-digit FFs (12) throughout a Ravens career. He stands with Hall of Famers LB Ray Lewis (31 INTs & 19 FFs) and S Ed Reed (61 INTs & 11 FFs) as the only Ravens to accomplish this feat. This season, Humphrey has produced 2 INTs through five games.

### ALL-TIME DEFENDERS W/ DOUBLE-DIGIT INTERCEPTIONS & FORCED FUMBLES (IN A RAVENS CAREER)

Player (Years)	INTs	FFs
Ray Lewis (1996-2012)	31	19
Ed Reed (2002-12)	61	11
<b>Marlon Humphrey (2017-present)</b>	<b>11</b>	<b>12</b>



## BALTIMORE DEFENDERS SINCE 2019

### INTERCEPTIONS / SINCE 2019

Rk.	Player	INTs
1.	Marcus Peters	8
2.	<b>Marlon Humphrey</b>	<b>7</b>
3.	Chuck Clark	4
4.	Four Players	3

### PASSES DEFENSED / SINCE 2019

Rk.	Player	PD
1.	<b>Marlon Humphrey</b>	<b>.40</b>
2.	Chuck Clark	.25
3.	Marcus Peters	.23
4.	Anthony Averett	.20

### FORCED FUMBLES / SINCE 2019

Rk.	Player	FFs
1.	<b>Marlon Humphrey</b>	<b>11</b>
2.	Chuck Clark	5
3.	Marcus Peters/Odafa Oweh	4

## MARLON MAKES IMPACTFUL PLAYS

- Baltimore has only lost two games (12-2) when CB Marlon Humphrey records a takeaway (2021 vs. Cin. & 2022 vs. Buf.).
- In 2020, Humphrey led the NFL with 8 FFs (also standing as a Ravens' single-season record), en route to earning his second Pro Bowl nod.
- In 2020, Humphrey was one of only two NFL defenders (Jason Pierre-Paul) to record at least 2 sacks (2.5), 4 FFs (8) and 6 PD (8). He also became the first DB to register at least 8 FFs and a sack in NFL single-season history (records kept since 2000).
- Humphrey's 11 defensive FFs from 2017-20 are tied with Oshiomogho Atogwe (2005-08) for the most by a defensive back in his first four seasons (since such records were tracked in 2000).
- Humphrey's 70-yard FR-TD vs. NE in Week 9 of the 2019 season is the longest FR return in Ravens franchise history.

## MARLON THE MAGNET

Since entering the league in 2017, CB Marlon Humphrey's 66 PD are the sixth most among all NFL defensive backs.

### NFL PASSES DEFENSED / DEFENSIVE BACKS / SINCE 2017

Rk.	Player (Team)	PD
1.	James Bradberry (Phi.)	77
2.	Marshon Lattimore (NO)	76
	Darius Slay (Phi.)	76
4.	Xavien Howard (Mia.)	69
5.	<b>Kyle Fuller (Bal.)</b>	<b>67</b>
6.	<b>Marlon Humphrey (Bal.)</b>	<b>66</b>
7.	Jalen Ramsey (LAR)	65
8.	Tre'Davious White (Buf.)	60
9.	Janoris Jenkins (FA)	58
10.	Two Players	57

# PLAYER NOTES - HOUSTON



**JUSTIN HOUSTON**  
#50 | OUTSIDE LINEBACKER

**4X** PRO BOWLER  
**1X** FIRST-TEAM ALL-PRO  
**1X** SECOND-TEAM ALL-PRO  
**104** CAREER SACKS  
**22** SACKS IN 2014 w/ KC

## HOUSTON...IS A PROBLEM!

### CHARTS AMONG ACTIVE NFL DEFENDERS

#### MOST SACKS

Rk.	Player	Sacks
1.	Von Miller (Buf.)	119.5
2.	Cameron Jordan (NO)	110.0
3.	Chandler Jones (LV)	107.5
4.	J.J. Watt (Ari.)	104.5
5.	<b>Justin Houston (Bal.)</b>	<b>104.0</b>
6.	Aaron Donald (LAR)	102.0
	Robert Quinn (Chi.)	102.0
8.	Carlos Dunlap (KC)	98.0
9.	Calais Campbell (Bal.)	94.5
10.	Jason Pierre-Paul (Bal.)	92.5

#### MOST TACKLES FOR LOSS

Rk.	Player	TFL
1.	J.J. Watt (Ari.)	181
2.	<b>Calais Campbell (Bal.)</b>	<b>162</b>
3.	Von Miller (Buf.)	160
4.	Aaron Donald (LAR)	156
5.	Cameron Jordan (NO)	143
6.	Lavonte David (TB)	135
7.	<b>Jason Pierre-Paul (Bal.)</b>	<b>126</b>
8.	<b>Justin Houston (Bal.)</b>	<b>125</b>
9.	Carlos Dunlap (KC)	121
10.	Chandler Jones (LV)	120

#### MOST MULTI-SACK GAMES [AT LEAST 1.5]

Rk.	Player	Games
1.	J.J. Watt (Ari.)	31
2.	Von Miller (Buf.)	27
3.	Chandler Jones (LV)	26
	Cameron Jordan (NO)	26
5.	<b>Justin Houston (Bal.)</b>	<b>25</b>
	<b>Jason Pierre-Paul (Bal.)</b>	<b>25</b>
	Aaron Darnold (LAR)	25
8.	Carlos Dunlap (KC)	23
9.	<b>Calais Campbell (Bal.)</b>	<b>21</b>
	Robert Quinn (Chi.)	21

### 2014 PASS RUSH DOMINANCE

The 2014 campaign was a historic output for OLB Justin Houston. As a member of the Chiefs, Houston racked up a staggering 22 sacks in 16 starts, ranking as the third-highest single-season sack total in NFL history. Houston also set career highs in tackles (69) and forced fumbles (4) that season.



2021  
**T.J. WATT**  
**22.5**



2001  
**MICHAEL STRAHAN**  
**22.5**



2014  
**JUSTIN HOUSTON**  
**22.0**



2011  
**JARED ALLEN**  
**22.0**



1984  
**MARK GASTINEAU**  
**22.0**



1987  
**CHRIS DOLEMAN**  
**21.0**



1987  
**REGGIE WHITE**  
**21.0**

*"Here, with the pressure we bring, it's hard for the guard to help; it's hard for the running back to chip. They've got to match up with other guys, and if you leave me one-on-one, I'm going to win my battles."*

— OLB Justin Houston on Baltimore's defensive scheme

### 4-SACK MINIMUM; 8-SACK STANDARD

OLB Justin Houston has tallied at least 4 sacks in each of his 11 full seasons and at least 8 sacks seven times during his career.

### AMONG ACTIVE NFL DEFENDERS

#### MOST 8-SACK SEASONS

Rk.	Player (Team)	Seasons
1.	Von Miller (Buf.)	9
2.	Aaron Donald (LAR)	8
3.	<b>Justin Houston (Bal.)</b>	<b>7</b>
	Cameron Jordan (NO)	7
	Carlos Dunlap (KC)	7
	Chandler Jones (LV)	7
7.	<b>Pierre-Paul &amp; Three More</b>	<b>6</b>

#### MOST 4-SACK SEASONS

Rk.	Player (Team)	Seasons
1.	<b>Calais Campbell (Bal.)</b>	<b>12</b>
	Carlos Dunlap (KC)	12
3.	<b>Justin Houston (Bal.)</b>	<b>11</b>
	Von Miller (Buf.)	11
5.	Jerry Hughes (Hou.)	10
	Cameron Jordan (NO)	10
	Robert Quinn (Chi.)	10

### HOUSTON NOTES TO KNOW

- Houston's additional accolades include: Art Rooney Sportsmanship Award Finalist (2020), Kansas City Chiefs Ed Block Courage Award (2016) and Deacon Jones Award (2014).

- Since entering the league in 2011, Houston has posted four safeties, tying for the most in NFL history (Doug English & Ted Hendricks - 4).

- Houston is one of 61 players in league history (since 1960) to reach the coveted century-sack mark. Since entering the league in 2011, his 104 sacks are the NFL's fourth most.



# PLAYER NOTES – OWEH & WILLIAMS



**ODAFE OWEH**  
#99 | OUTSIDE LINEBACKER

**DID YOU KNOW?**  
OLB Odafe Oweh was the NFL's only rookie in 2021 to post a sack, FF and FR in the same game. (He had 4 tackles, 1 sack, 1 FF and 1 FR vs. Cleveland in Week 12.)

**1X** AFC DEFENSIVE PLAYER OF THE WEEK

## AMONG THE BEST OF HIS CLASS

### CAREER CHARTS / 2021 DRAFT CLASS

#### SACKS

Rk.	Player (Team)	Sacks
1.	Micah Parsons (Dal.)	19.0
2.	Jaelan Phillips (Mia.)	9.5
3.	Azeez Ojulari (NYG)	9.0
4.	Greg Rousseau (Buf.)	8.0
5.	Kwity Paye (Ind.)	7.0
6.	Odafe Oweh (Bal.)	6.0

#### DEFENSIVE FORCED FUMBLES

Rk.	Player (Team)	FFs
1.	Odafe Oweh (Bal.)	4
	Micah Parsons (Dal.)	4
3.	Coby Bryant (Sea.)	3
	Jeremiah Owusu-Koramoah (Cle.)	3
	Marco Wilson (Ari.)	3

#### DEFENSIVE FUMBLE RECOVERIES

Rk.	Player (Team)	FRs
1.	Odafe Oweh (Bal.)	2
	Michael Carter II (NYJ)	2
	Jevon Holland (Mia.)	2
	Ifeatu Melifonwu (Det.)	2
	Kwity Paye (Ind.)	2
	Jaelan Phillips (Mia.)	2

#### NEXTGEN QB PRESSURES

Rk.	Player (Team)	QBPs
1.	Micah Parsons (Dal.)	83
2.	Odafe Oweh (Bal.)	60

## OWEH IN RARE COMPANY

• OLB Odafe Oweh (2021) and Terrell Suggs (2003) are the only Ravens in team history to produce at least 5 sacks, multiple forced FFs and multiple FRs in their rookie campaign.

## TACKLES & PICKS: RINSE & REPEAT

S Marcus Williams has produced at least 50 tackles and multiple INTs in each of his first five full seasons (2017-21), joining Tyrann Mathieu, Jordan Poyer and Justin Simmons for the league's longest such active streak.



TYRANN MATHIEU



JORDAN POYER



JUSTIN SIMMONS

Year	Tackles	INTs
2021	74	2
2020	59	3
2019	53	4
2018	55	2
2017	71	4



MARCUS WILLIAMS

## INTERCEPTION RETURN SPECIALIST


Since entering the league in 2017, S Marcus Williams ranks in the Top 5 among active safeties in INTs (tied for fifth – 18), INT return yards (third – 294) and INT-return average (fifth – 16.3).

#### INTs / ACTIVE NFL SAFETIES / SINCE 2017

Rk.	Player (Team)	INTs	Yards	Yds/INT
1.	Kevin Byard (Ten.)	24	300	12.5
2.	Jordan Poyer (Buf.)	22	151	6.9
3.	Quandre Diggs (Sea.)	19	293	15.4
	Justin Simmons (Den.)	19	269	14.2
5.	Marcus Williams (Bal.)	18	294	16.3
	Tyrann Mathieu (NO)	18	221	12.3
	Harrison Smith (Min.)	18	164	9.1

## HOT START IN 2022

• Through Week 5 of 2022, Williams ranks second (tied w/ four players) in the NFL with 3 INTs and is tied (Jordan Poyer and Tariq Woolen) for first with 4 total takeaways (3 INTs & 1 FR).



**MARCUS WILLIAMS**  
#32 | SAFETY

*"He has great instincts, eyes, range and ball-hawking ability. He's a good support player down low. He can come down effectively and make tackles. He's just a guy who has an opportunity to make critical plays in critical situations."*

– EVP & GM Eric DeCosta on Marcus Williams

# PLAYER NOTES - BOWSER & QUEEN



## TYUS BOWSER #54 | OUTSIDE LINEBACKER

*"I work my tail off each and every day to work to be in this position, and that's to be a leader on this field, leader to the guys in the locker room and just trying to be a good influence overall – not only for the organization, but just for my family, for other people, for the City of Baltimore, for the City of Tyler [Texas]."*

– OLB Tyus Bowser

## QUEEN'S FIRST TWO SEASONS

In records kept since 2001, ILB Patrick Queen (2020-21) became one of six NFL defenders to record at least 200 tackles, 15 TFL, 3 FFs and 1 TD in a player's first two seasons.

Player (Years)	Tackles	TFL	FFs	TDs
Patrick Queen (2020-21)	203	19	3	1
Devin White (2019-20)	231	19	4	2
Shaquille Leonard (2018-19)	284	19	6	1
Kwon Alexander (2015-16)	238	18	3	1
Telvin Smith (2014-15)	232	22	3	1
Alec Ogletree (2013-14)	230	15	10	1

*Dating back to 2001, ILB Patrick Queen and his former LSU teammate LB Devin White are the only defenders to produce at least 200 tackles, 5 sacks, 3 FFs and 3 FRs in a player's first two seasons of an NFL career.*



BALTIMORE  
PATRICK QUEEN



TAMPA BAY  
DEVIN WHITE

## PLAYERS W/ AT LEAST 17 SACKS & 4 INTS / SINCE 2017



PITTSBURGH

T.J. WATT  
73 SACKS / 5 INTs



BALTIMORE

TYUS BOWSER  
17.5 SACKS / 4 INTs



GREEN BAY

PRESTON SMITH  
40.5 SACKS / 4 INTs



SEATTLE

JAMAL ADAMS  
21.5 SACKS / 4 INTs

## BOWSER PICKS IT OFF

OLB Tyus Bowser's 4 career INTs currently rank sixth all time in franchise history at the linebacker position.

### MOST INTERCEPTIONS BY A RAVENS LINEBACKER

Rk.	Player (Years)	INTs
1.	Ray Lewis (1996-2012)	31
2.	C.J. Mosley (2014-18)	9
3.	Terrell Suggs (2003-18)	7
4.	Adalius Thomas (2000-06)	6
5.	Daryl Smith (2013-15)	5
6.	Tyus Bowser (2017-present)	4

## BOWSER'S CAREER HIGHS IN 2021


• In 2021, Bowser set new single-season career highs in tackles (56), TFL (8), sacks (7), QBHs (15) & FFs (2).

## THE KING OF QUEENS

Ravens third-year ILB Patrick Queen was the fifth linebacker selected in the 2020 NFL Draft. Below are the LBs who were selected before him and their stats through three NFL seasons.

### NFL STATISTICS THROUGH WEEK 3 OF 2022

Player (Pick / Team)	GP/GS	TT (Solo)	TFL	Sacks	INTs	PD	FFs	FRs
Isaiah Simmons (8th/Ari.)	38-26	170 (121)	8	3.5	2	9	6	1
K'Lavon Chaisson (20th/Jax.)	35-11	52 (33)	6	2.0	0	1	0	0
Kenneth Murray (23rd/LAC)	32-27	158 (97)	9	1.0	0	3	0	0
Jordyn Brooks (27th/Sea.)	36-28	294 (178)	12	1.0	0	8	0	2
Patrick Queen (28th/Bal.)	38-38	234 (155)	21	6.5	2	5	3	3



## PATRICK QUEEN #6 | INSIDE LINEBACKER

1  
NFL DEFENDER (QUEEN) IN  
2020 WHO POSTED AT LEAST  
70 TACKLES, 3 SACKS, 2 FFs,  
2 FRs, 1 INT & 1 DEFENSIVE TD

105  
TACKLES  
[2020 TEAM LEADER]

98  
TACKLES  
[2021 TEAM LEADER]



# PLAYER NOTES - TUCKER



**JUSTIN TUCKER**  
#9 | KICKER

- 12X** PLAYER OF THE WEEK (FRANCHISE RECORD)
- 7X** AFC SPECIAL TEAMS PLAYER OF THE MONTH
- 5X** PRO BOWLER
- 5X** FIRST-TEAM ALL-PRO
- 2X** SECOND-TEAM ALL-PRO

## TUCKER RANKS NO. 1 ALL TIME







K Justin Tucker, the most accurate kicker ever, owns a 91.3% success mark. In 2021, for the sixth-consecutive season, he scored at least 130 points. The six 130-point outputs by Tucker are an NFL record of consecutive seasons reaching that mark.

### BEST CAREER FIELD GOAL PERCENTAGE (NFL HISTORY / MIN. 100 ATTEMPTS)

Rk.	Player (Team)	FGM - FGA	Pct.
1.	Justin Tucker (Bal.)	335-367	91.3
2.	Harrison Butker (KC)	147-163	90.2
3.	Daniel Carlson (LV)	124-140	88.6
4.	Younghoe Koo (Atl.)	100-113	88.5
5.	Chris Boswell (Pit.)	191-219	87.2

## TUCKER HITS THE MARK

Since entering the league in 2012, K Justin Tucker ranks at or near the top of several NFL kicking categories:

<div style="border: 1px solid black; padding: 5px; width: 60px; margin: 0 auto;"> <b>335</b> Field Goals Made         </div> <div style="text-align: center; margin: 10px 0;">  </div> <p>NFL's Most Since 2012</p>	<div style="border: 1px solid black; padding: 5px; width: 60px; margin: 0 auto;"> <b>1,402</b> Points Scored         </div> <div style="text-align: center; margin: 10px 0;">  </div> <p>NFL's Most Since 2012</p>	<div style="border: 1px solid black; padding: 5px; width: 60px; margin: 0 auto;"> <b>91.3</b> Career FG Percentage         </div> <div style="text-align: center; margin: 10px 0;">  </div> <p>Best Mark in NFL History</p>
<div style="border: 1px solid black; padding: 5px; width: 60px; margin: 0 auto;"> <b>154</b> 40+ Yard FGM         </div> <div style="text-align: center; margin: 10px 0;">  </div> <p>NFL's Most Since 2012</p>	<div style="border: 1px solid black; padding: 5px; width: 60px; margin: 0 auto;"> <b>52</b> 50+ Yard FGM         </div> <div style="text-align: center; margin: 10px 0;">  </div> <p>NFL's 2nd Most Since 2012</p>	<div style="border: 1px solid black; padding: 5px; width: 60px; margin: 0 auto;"> <b>8</b> Games w/ Dual 50+ FGM         </div> <div style="text-align: center; margin: 10px 0;">  </div> <p>Tied for the most in NFL History</p>

## TUCKER'S CHART TALK

### MOST FIELD GOALS MADE / SINCE 2012 / ACTIVE KICKERS

Rk.	Player (Team)	FGM
1.	Justin Tucker (Bal.)	335
2.	Greg Zuerlein (NYJ)	272
3.	Matt Prater (Ari.)	266
4.	Mason Crosby (GB)	245
5.	Robbie Gould (SF)	239

### MOST POINTS SCORED / SINCE 2012 / ACTIVE KICKERS

Rk.	Player (Team)	Points
1.	Justin Tucker (Bal.)	1,402
2.	Matt Prater (Ari.)	1,210
3.	Mason Crosby (GB)	1,186
4.	Greg Zuerlein (NYJ)	1,167
5.	Ryan Succop (TB)	1,056

### FGM FROM 50-PLUS YARDS / NFL HISTORY

Rk.	Player (GP)	50+ FGM
1.	Matt Prater (224)	66
2.	Sebastian Janikowski (284)	58
3.	Justin Tucker (166)	52
	Jason Hanson (327)	52

## CRUNCHTIME NOTES

✗ Tucker has connected on 61 consecutive fourth quarter/OT FGAs and 75 consecutive second half/OT FGAs without a miss. Both figures mark the longest such streaks in NFL history.

✗ Tucker is 26-of-27 (96.3%) in the final two minutes of regulation, a perfect 17-of-17 on tries in the final minute of regulation and a perfect 5-of-5 on OT attempts throughout his career.

✗ Tucker owns seven career regular season game-winning FGs with no time remaining in regulation, marking the most by a kicker in NFL history. Of those seven, four occurred while his team was trailing, also marking the most in NFL history.

## 19 GAME-WINNING FIELD GOALS (REG. + POST.)

- 2022: Week 5 vs. Cin., 43 yds
- 2021: Week 9 vs. Min., 36 yds OT
- 2021: Week 3 at Det., 66 yds\*
- 2020: Week 14 at Cle., 55 yds
- 2019: Week 13 vs. SF, 49 yds
- 2019: Week 5 at Pit., 46 yds OT
- 2018: Week 11 vs. Cin., 24 yds
- 2016: Week 3 at Jax., 53 yds
- 2016: Week 2 at Cle., 49 yds
- 2015: Week 11 vs. STL, 47 yds
- 2015: Week 8 vs. SD, 39 yds
- 2015: Week 4 at Pit., 52 yds OT
- 2014: Week 3 at Cle., 32 yds
- 2013: Week 15 at Det., 61 yds
- 2013: Week 10 vs. Cin., 46 yds OT
- 2013: Week 5 at Mia., 44 yds
- 2012: Div. at Den., 47 yds 2OT
- 2012: Week 12 at SD, 38 yds OT
- 2012: Week 3 vs. NE, 27 yds

\*NFL Record

# PLAYER NOTES - TUCKER

## TUCKER TIDBITS

- X** Tucker's 95.4 career FG% in the second half/OT (165-of-173) ranks as the NFL's best such mark of all time.
- X** Since PATs were moved back to the 15-yard line in 2015, Tucker (287-of-292) has produced the NFL's best PAT percentage (98.3, min. 100 attempts).
- X** Tucker is a seven-time AFC Special Teams Player of the Month. He has also earned a team-record 12 AFC ST Player of the Week honors.
- X** Tucker's 6 FGs on 12/16/13 at Det. set a team record and a single-game NFL high in 2013. He became the first kicker ever to connect from the 20-, 30-, 40-, 50- & 60-yard range in a game.
- X** Tucker is the only kicker in NFL history with multiple 60+ go-ahead or game-winning makes in the final minute of a game (66 yards - 9/26/21 at Det.; 61 yards - 12/16/13 at Det.).
- X** Tucker owns the most points scored through a player's first 10 seasons in NFL history (1,360).
- X** Tucker produced 137 points in 2021, becoming the first kicker in NFL history to score at least 130 points in six consecutive seasons.
- X** Tucker has produced an NFL-record seven seasons with 30+ FGM.
- X** In 2021, Tucker recorded his 10th-consecutive season with at least 25 FGM, marking the longest such streak in NFL history. Incredibly, he reached the 25-FGM mark in each of his first 10 NFL seasons.
- X** Tucker's 38 FGs made in 2016 ranked No. 1 in the NFL, and an NFL single-season record 24 of Tucker's 38 FGs made in 2016 came from 40 yards or beyond.
- X** Tucker's 10 FGs of 50-plus yards in 2016 are a Ravens' single-season record. They tie (Blair Walsh, 2012 & Brandon McManus, 2020) for the most in NFL history. (Tucker was a perfect 10-for-10 from 50 yards and out in 2016.)

## WHAT TO LOOK FOR IN 2022

### K Justin Tucker needs . . .

- 56 points scored to eclipse K Stephen Gostkowski (1,457) for the most points by a player in the first 11 years of a career in NFL history.
- Two games with multiple FGM to eclipse Stephen Gostkowski (104) for the most multi-FG performances by a kicker though 11 seasons of a career in NFL history.
- 63 points scored to surpass K Matt Stover (1,464) for the most in Ravens franchise history.

### MOST POINTS SCORED / RAVENS FRANCHISE HISTORY

Rk.	Name (Seasons)	Points
1.	Matt Stover (1996-2008)	1,464
2.	<b>Justin Tucker (2012-22)</b>	<b>1,402</b>
3.	Billy Cundiff (2009-11)	294
4.	Jamal Lewis (2000-06)	284
5.	Ray Rice (2008-13)	260

## TUCKER'S SPLITS

<b>Tucker, the most accurate kicker in NFL history, owns a 91.3% success mark (335-of-367).</b>	20-29	86-86	100%
	30-39	95-98	96.9%
	40-49	102-113	90.3%
	50+	52-70	74.3%
	2012	30-33	90.9%
	2013	38-41	92.7%
	2014	29-34	85.3%
	2015	33-40	82.5%
	2016	38-39	97.4%
	2017	34-37	91.9%
2018	35-39	89.7%	
2019	28-29	96.6%	
2020	26-29	89.7%	
2021	35-37	94.6%	
2022	9-9	100%	
Home	167-188	88.8%	
Away	168-179	93.9%	
vs. AFC	246-271	90.8%	
vs. NFC	89-96	92.7%	
AFC North	127-139	91.4%	
1st Qtr.	57-65	87.7%	
2nd Qtr.	113-129	87.6%	
3rd Qtr.	54-56	96.4%	
4th Qtr.	106-112	94.6%	
Overtime	5-5	100%	

## PLAYER OF THE MONTH AWARDS

### PLAYER OF THE MONTH AWARDS / SINCE AWARD INCEPTION

Rk.	Player	No.
1.	Tom Brady	11
2.	Peyton Manning	8
	Aaron Rodgers	8
4.	<b>Justin Tucker</b>	<b>7</b>
5.	Brett Favre	6
	Barry Sanders	6
	Bruce Smith	6
	J.J. Watt	6
	Steve Young	6

## FAST & FURIOUS

Since entering the league in 2012, K Justin Tucker has reached several marks faster than any other player in NFL history:

**300**  
Field Goals Made

148 Games

**1,000**  
Points Scored

118 Games

**100**  
Field Goals Made

50 games



# ALPHABETICAL ROSTER

NO.	NAME	POS	HT	WT	AGE	EXP	COLLEGE	HOMETOWN	HOW ACQ
89	Andrews, Mark	TE	6-5	247	27	5	Oklahoma	Scottsdale, AZ	D3b '18
5	Armour-Davis, Jalyn	CB	6-1	195	23	R	Alabama	Mobile, AL	D4b '22
7	Bateman, Rashod	WR	6-1	197	22	2	Minnesota	Tifton, GA	D1a '21
86	Boyle, Nick	TE	6-4	261	29	8	Delaware	Sussex, NJ	D5a '15
56	Bynes, Josh	ILB	6-1	235	33	11	Auburn	Lauderdale Lakes, FL	FA '21
93	Campbell, Calais	DE	6-8	307	36	15	Miami (FL)	Denver, CO	TR (Jax.) '20
36	Clark, Chuck	S	6-0	209	27	6	Virginia Tech	Suffolk, VA	D6 '17
66	Cleveland, Ben	G	6-6	370	24	2	Georgia	Toccoa, GA	D3a '21
63	Colon, Trystan	C/G	6-3	320	24	3	Missouri	Webb City, MO	FA '20
28	Davis, Mike	RB	5-9	223	29	8	South Carolina	Stone Mountain, GA	FA '22
27	Dobbins, J.K.	RB	5-10	212	23	3	Ohio State	La Grange, TX	D2 '20
17	Drake, Kenyan	RB	6-1	210	28	7	Alabama	Marietta, GA	FA '22
13	Duvernay, Devin	WR	5-11	202	25	3	Texas	Sachse, TX	D3b '20
77	Faalele, Daniel	T	6-8	380	22	R	Minnesota	Melbourne, Australia	D4a '22
14	Hamilton, Kyle	S	6-4	221	21	R	Notre Dame	Atlanta, GA	D1a '22
40	Harrison, Malik	LB	6-3	259	24	3	Ohio State	Columbus, OH	D3c '20
43	Hill, Justice	RB	5-10	200	24	4	Oklahoma State	Tulsa, OK	D4a '19
50	Houston, Justin	OLB	6-3	270	33	12	Georgia	Statesboro, GA	FA '21
44	Humphrey, Marlon	CB	6-0	205	26	6	Alabama	Hoover, AL	D1 '17
2	Huntley, Tyler	QB	6-1	204	24	3	Utah	Hallandale Beach, FL	FA '20
8	Jackson, Lamar	QB	6-2	230	25	5	Louisville	Pompano Beach, FL	D1b '18
98	Jones, Travis	DT	6-4	334	22	R	Connecticut	New Haven, CT	D3 '22
59	Klein, A.J.	ILB	6-1	240	31	10	Iowa State	Appleton, WI	FA '22
80	Likely, Isaiah	TE	6-4	241	22	R	Coastal Carolina	Cambridge, MA	D4e '22
64	Linderbaum, Tyler	C	6-2	305	22	R	Iowa	Solon, IA	D1b '22
92	Madubuike, Justin	DT	6-3	293	24	3	Texas A&M	McKinney, TX	D3a '20
65	Mekari, Patrick	OL	6-4	305	25	4	Cal-Berkeley	Westlake Village, CA	FA '19
46	Moore, Nick	LS	6-2	253	29	3	Georgia	Snellville, GA	FA '20
78	Moses, Morgan	T	6-6	320	31	9	Virginia	North Chesterfield, VA	UFA (NYJ) '22
84	Oliver, Josh	TE	6-5	259	25	4	San Jose State	Paso Robles, CA	TR (Jax.) '21
99	Oweh, Odafe	OLB	6-5	257	23	2	Penn State	Hackensack, NJ	D1b '21
24	Peters, Marcus	CB	6-0	197	29	8	Washington	Oakland, CA	TR (LAR) '19
53	Phillips, Del'Shawn	LB	6-2	230	26	3	Illinois	Highland Park, MI	FA '22
4	Pierre-Paul, Jason	OLB	6-5	275	33	13	South Florida	Deerfield Beach, FL	FA '22
72	Powers, Ben	G	6-4	338	25	4	Oklahoma	Wichita, KS	D4b '19
3	Proche II, James	WR	5-11	191	26	3	Southern Methodist	Dallas, TX	D6 '20
6	Queen, Patrick	ILB	6-0	237	23	3	Louisiana State	Ventress, LA	D1 '20
42	Ricard, Patrick	FB	6-3	305	28	6	Maine	Spencer, MA	FA '17
10	Robinson, Demarcus	WR	6-1	203	28	7	Florida	Fort Valley, GA	FA '22
25	Seymour, Kevon	CB	6-0	188	28	6	Southern California	Pasadena, CA	FA '21
79	Stanley, Ronnie	T	6-6	315	28	7	Notre Dame	Las Vegas, NV	D1 '16
21	Stephens, Brandon	DB	6-1	215	24	2	Southern Methodist	Plano, TX	D3b '21
26	Stone, Geno	S	5-11	209	23	3	Iowa	New Castle, PA	D7 '20
11	Stout, Jordan	P	6-3	214	24	R	Penn State	Abingdon, VA	D4d '22
9	Tucker, Justin	K	6-1	184	32	11	Texas	Austin, TX	FA '12
97	Urban, Brent	DE	6-7	309	31	8	Virginia	Mississauga, ON, CAN	FA '22
16	Wallace, Tylan	WR	5-11	198	23	2	Oklahoma State	Fort Worth, TX	D4 '21
96	Washington, Broderick	DT	6-2	314	25	3	Texas Tech	Longview, TX	D5 '20
57	Welch, Kristian	LB	6-3	242	24	3	Iowa	Iola, WI	FA '20
22	Williams, Damarion	CB	5-10	180	24	R	Houston	Miami, FL	D4f '22
70	Zeitler, Kevin	G	6-4	339	32	11	Wisconsin	Waukesha, WI	FA '21
<b>Practice Squad (15)</b>									
47	Attaochu, Jeremiah	OLB	6-3	262	29	9	Georgia Tech	Ibadan, Nigeria	FA '22
30	Badie, Tyler	RB	5-8	200	22	R	Missouri	New Orleans, LA	D6 '22
12	Brown, Anthony	QB	6-1	228	24	R	Oregon	Cliffwood, NJ	FA '22
49	Copeland, Brandon	OLB	6-3	260	31	8	Pennsylvania	Baltimore, MD	FA '22
83	Isabella, Andy	WR	5-9	188	25	4	Massachusetts	Mayfield, OH	FA '22
68	Johnson, Zack	G	6-6	301	25	1	North Dakota State	Blaine, MN	FA '22
94	Mack, Isaiah	NT	6-1	311	26	3	Chattanooga	Tunnel Hill, GA	FA '21
38	Mason, Ben	FB/TE	6-3	258	23	1	Michigan	Newtown, CT	FA '22
69	McKenzie, Kahlil	G	6-3	345	25	3	Tennessee	Green Bay, WI	FA '21
48	Moon, Jeremiah	OLB	6-5	247	24	R	Florida	Hoover, AL	FA '22
91	Nichols, Rayshad	DT	6-2	305	23	R	Stephen F. Austin	Bridge City, LA	FA '22
74	Sharpe, David	T	6-6	346	26	5	Florida	Jacksonville, FL	FA '21
81	Victor, Binjimen	WR	6-4	191	25	1	Ohio State	Pompano Beach, FL	FA '21
29	Washington, Ar'Darius	S	5-8	176	22	2	Texas Christian	Shreveport, LA	FA '21
87	Webb, Raleigh	WR	6-2	213	24	R	The Citadel	Acworth, GA	FA '22
<b>Injured Reserve (10)</b>									
47	Biegel, Vince	LB	6-3	246	29	6	Wisconsin	Marshfield, WI	FA '22
82	Bolden, Slade	WR	5-11	193	23	R	Alabama	West Monroe, LA	FA '22
23	Fuller, Kyle	CB	5-11	200	30	9	Virginia Tech	Baltimore, MD	FA '22
59	Hayes, Daelin	OLB	6-4	257	24	2	Notre Dame	Belleville, MI	D5b '21
71	James, Ja'Wuan	T	6-6	323	30	8	Tennessee	Atlanta, GA	FA '21
88	Kolar, Charlie	TE	6-6	250	23	R	Iowa State	Norman, OK	D4c '22
60	Means, Steven	OLB	6-3	269	32	8	Buffalo	Buffalo, NY	FA '22
58	Pierce, Michael	NT	6-0	355	29	6	Samford	Daphne, AL	FA '22
51	Ross, Josh	ILB	6-0	229	22	R	Michigan	Southfield, MI	FA '22
32	Williams, Marcus	S	6-1	207	26	6	Utah	Eastvale, CA	UFA (NO) '22
<b>Reserved/PUP (2)</b>									
54	Bowser, Tyus	OLB	6-3	242	27	6	Houston	Tyler, TX	D2 '17
35	Edwards, Gus	RB	6-1	238	27	5	Rutgers	Liberia	FA '18
<b>Reserve/NFIN (1)</b>									
90	Ojabo, David	OLB	6-4	255	22	R	Michigan	Aberdeen, Scotland	D2 '22

# NUMERICAL ROSTER

NO.	NAME	POS	HT	WT	AGE	EXP	COLLEGE	HOMETOWN	HOW ACQ
2	Tyler Huntley	QB	6-1	204	24	3	Utah	Hallandale Beach, FL	FA '20
3	James Proche II	WR	5-11	191	26	3	Southern Methodist	Dallas, TX	D6 '20
4	Jason Pierre-Paul	OLB	6-5	275	33	13	South Florida	Deerfield Beach, FL	FA '22
5	Jalyn Armour-Davis	CB	6-1	195	23	R	Alabama	Mobile, AL	D4b '22
6	Patrick Queen	ILB	6-0	237	23	3	Louisiana State	Ventress, LA	D1 '20
7	Rashod Bateman	WR	6-1	197	22	2	Minnesota	Tifton, GA	D1a '21
8	Lamar Jackson	QB	6-2	230	25	5	Louisville	Pompano Beach, FL	D1b '18
9	Justin Tucker	K	6-1	184	32	11	Texas	Austin, TX	FA '12
10	Demarcus Robinson	WR	6-1	203	28	7	Florida	Fort Valley, GA	FA '22
11	Jordan Stout	P	6-3	214	24	R	Penn State	Abingdon, VA	D4d '22
13	Devin Duvernay	WR	5-11	202	25	3	Texas	Sachse, TX	D3b '20
14	Kyle Hamilton	S	6-4	221	21	R	Notre Dame	Atlanta, GA	D1a '22
16	Tylan Wallace	WR	5-11	198	23	2	Oklahoma State	Fort Worth, TX	D4 '21
17	Kenyan Drake	RB	6-1	210	28	7	Alabama	Marietta, GA	FA '22
21	Brandon Stephens	DB	6-1	215	24	2	Southern Methodist	Plano, TX	D3b '21
22	Damarion Williams	CB	5-10	180	24	R	Houston	Miami, FL	D4f '22
24	Marcus Peters	CB	6-0	197	29	8	Washington	Oakland, CA	TR (LAR) '19
25	Kevon Seymour	CB	6-0	188	28	6	Southern California	Pasadena, CA	FA '21
26	Geno Stone	S	5-11	209	23	3	Iowa	New Castle, PA	D7 '20
27	J.K. Dobbins	RB	5-10	212	23	3	Ohio State	La Grange, TX	D2 '20
28	Mike Davis	RB	5-9	223	29	8	South Carolina	Stone Mountain, GA	FA '22
36	Chuck Clark	S	6-0	209	27	6	Virginia Tech	Suffolk, VA	D6 '17
40	Malik Harrison	LB	6-3	259	24	3	Ohio State	Columbus, OH	D3c '20
42	Patrick Ricard	FB	6-3	305	28	6	Maine	Spencer, MA	FA '17
43	Justice Hill	RB	5-10	200	24	4	Oklahoma State	Tulsa, OK	D4a '19
44	Marlon Humphrey	CB	6-0	205	26	6	Alabama	Hoover, AL	D1 '17
46	Nick Moore	LS	6-2	253	29	3	Georgia	Snellville, GA	FA '20
50	Justin Houston	OLB	6-3	270	33	12	Georgia	Statesboro, GA	FA '21
53	Del'Shawn Phillips	LB	6-2	230	26	3	Illinois	Highland Park, MI	FA '22
56	Josh Bynes	ILB	6-1	235	33	11	Auburn	Lauderdale Lakes, FL	FA '21
57	Kristian Welch	LB	6-3	242	24	3	Iowa	Iola, WI	FA '20
59	A.J. Klein	ILB	6-1	240	31	10	Iowa State	Appleton, WI	FA '22
63	Trystan Colon	C/G	6-3	320	24	3	Missouri	Webb City, MO	FA '20
64	Tyler Linderbaum	C	6-2	305	22	R	Iowa	Solon, IA	D1b '22
65	Patrick Mekari	OL	6-4	305	25	4	Cal-Berkeley	Westlake Village, CA	FA '19
66	Ben Cleveland	G	6-6	370	24	2	Georgia	Toccoa, GA	D3a '21
70	Kevin Zeitler	G	6-4	339	32	11	Wisconsin	Waukesha, WI	FA '21
72	Ben Powers	G	6-4	338	25	4	Oklahoma	Wichita, KS	D4b '19
77	Daniel Faalele	T	6-8	380	22	R	Minnesota	Melbourne, Australia	D4a '22
78	Morgan Moses	T	6-6	320	31	9	Virginia	North Chesterfield, VA	UFA (NYJ) '22
79	Ronnie Stanley	T	6-6	315	28	7	Notre Dame	Las Vegas, NV	D1 '16
80	Isaiah Likely	TE	6-4	241	22	R	Coastal Carolina	Cambridge, MA	D4e '22
84	Josh Oliver	TE	6-5	259	25	4	San Jose State	Paso Robles, CA	TR (Jax.) '21
86	Nick Boyle	TE	6-4	261	29	8	Delaware	Sussex, NJ	D5a '15
89	Mark Andrews	TE	6-5	247	27	5	Oklahoma	Scottsdale, AZ	D3b '18
92	Justin Madubuike	DT	6-3	293	24	3	Texas A&M	McKinney, TX	D3a '20
93	Calais Campbell	DE	6-8	307	36	15	Miami (FL)	Denver, CO	TR (Jax.) '20
96	Broderick Washington	DT	6-2	314	25	3	Texas Tech	Longview, TX	D5 '20
97	Brent Urban	DE	6-7	309	31	8	Virginia	Mississauga, ON, CAN	FA '22
98	Travis Jones	DT	6-4	334	22	R	Connecticut	New Haven, CT	D3 '22
99	Odafe Oweh	OLB	6-5	257	23	2	Penn State	Hackensack, NJ	D1b '21
<b>Practice Squad (15)</b>									
12	Anthony Brown	QB	6-1	228	24	R	Oregon	Cliffwood, NJ	FA '22
29	Ar'Darius Washington	S	5-8	176	22	2	Texas Christian	Shreveport, LA	FA '21
30	Tyler Badie	RB	5-8	200	22	R	Missouri	New Orleans, LA	D6 '22
38	Ben Mason	FB/TE	6-3	258	23	1	Michigan	Newtown, CT	FA '22
47	Jeremiah Attaochu	OLB	6-3	262	29	9	Georgia Tech	Ibadan, Nigeria	FA '22
48	Jeremiah Moon	OLB	6-5	247	24	R	Florida	Hoover, AL	FA '22
49	Brandon Copeland	OLB	6-3	260	31	8	Pennsylvania	Baltimore, MD	FA '22
68	Zack Johnson	G	6-6	301	25	1	North Dakota State	Blaine, MN	FA '22
69	Kahlil McKenzie	G	6-3	345	25	3	Tennessee	Green Bay, WI	FA '21
74	David Sharpe	T	6-6	346	26	5	Florida	Jacksonville, FL	FA '21
81	Binjimen Victor	WR	6-4	191	25	1	Ohio State	Pompano Beach, FL	FA '21
83	Andy Isabella	WR	5-9	188	25	4	Massachusetts	Mayfield, OH	FA '22
87	Raleigh Webb	WR	6-2	213	24	R	The Citadel	Acworth, GA	FA '22
91	Rayshad Nichols	DT	6-2	305	23	R	Stephen F. Austin	Bridge City, LA	FA '22
94	Isaiah Mack	NT	6-1	311	26	3	Chattanooga	Tunnel Hill, GA	FA '21
<b>Injured Reserve (10)</b>									
23	Kyle Fuller	CB	5-11	200	30	9	Virginia Tech	Baltimore, MD	FA '22
32	Marcus Williams	S	6-1	207	26	6	Utah	Eastvale, CA	UFA (NO) '22
47	Vince Biegel	LB	6-3	246	29	6	Wisconsin	Marshfield, WI	FA '22
51	Josh Ross	ILB	6-0	229	22	R	Michigan	Southfield, MI	FA '22
58	Michael Pierce	NT	6-0	355	29	6	Samford	Daphne, AL	FA '22
59	Daelin Hayes	OLB	6-4	257	24	2	Notre Dame	Belleville, MI	D5b '21
60	Steven Means	OLB	6-3	269	32	8	Buffalo	Buffalo, NY	FA '22
71	Ja'Wuan James	T	6-6	323	30	8	Tennessee	Atlanta, GA	FA '21
82	Slade Bolden	WR	5-11	193	23	R	Alabama	West Monroe, LA	FA '22
88	Charlie Kolar	TE	6-6	250	23	R	Iowa State	Norman, OK	D4c '22
<b>Reserved/PUP (2)</b>									
35	Gus Edwards	RB	6-1	238	27	5	Rutgers	Liberia	FA '18
54	Tyus Bowser	OLB	6-3	242	27	6	Houston	Tyler, TX	D2 '17
<b>Reserve/NFIn (1)</b>									
90	David Ojabo	OLB	6-4	255	22	R	Michigan	Aberdeen, Scotland	D2 '22





# POSITIONAL ROSTER

NO.	NAME	POS.	HT.	WT.	AGE	EXP.	COLLEGE	HOMETOWN	HOW ACQ.
<b>QUARTERBACKS (3)</b>									
2	Huntley, Tyler	QB	6-1	204	24	3	Utah	Hallandale Beach, FL	FA '20
8	Jackson, Lamar	QB	6-2	230	25	5	Louisville	Pompano Beach, FL	D1b '18
12	Brown, Anthony (PS)	QB	6-1	228	24	R	Oregon	Cliffwood, NJ	FA '22
<b>RUNNING BACKS (8)</b>									
17	Drake, Kenyan	RB	6-1	210	28	7	Alabama	Marietta, GA	FA '22
27	Dobbins, J.K.	RB	5-10	212	23	3	Ohio State	La Grange, TX	D2 '20
28	Davis, Mike	RB	5-9	223	29	8	South Carolina	Stone Mountain, GA	FA '22
30	Badie, Tyler (PS)	RB	5-8	200	22	R	Missouri	New Orleans, LA	D6 '22
35	Edwards, Gus (R/PUP)	RB	6-1	238	27	5	Rutgers	Liberia	FA '18
38	Mason, Ben (PS)	FB/TE	6-3	258	23	1	Michigan	Newtown, CT	FA '22
42	Ricard, Patrick	FB	6-3	305	28	6	Maine	Spencer, MA	FA '17
43	Hill, Justice	RB	5-10	200	24	4	Oklahoma State	Tulsa, OK	D4a '19
<b>WIDE RECEIVERS (9)</b>									
3	Proche II, James	WR	5-11	191	26	3	Southern Methodist	Dallas, TX	D6 '20
7	Bateman, Rashod	WR	6-1	197	22	2	Minnesota	Tifton, GA	D1a '21
10	Robinson, Demarcus	WR	6-1	203	28	7	Florida	Fort Valley, GA	FA '22
13	Duvernay, Devin	WR	5-11	202	25	3	Texas	Sachse, TX	D3b '20
16	Wallace, Tylan	WR	5-11	198	23	2	Oklahoma State	Fort Worth, TX	D4 '21
81	Victor, Binjimen (PS)	WR	6-4	191	25	1	Ohio State	Pompano Beach, FL	FA '21
82	Bolden, Slade (IR)	WR	5-11	193	23	R	Alabama	West Monroe, LA	FA '22
83	Isabella, Andy (PS)	WR	5-9	188	25	4	Massachusetts	Mayfield, OH	FA '22
87	Webb, Raleigh (PS)	WR	6-2	213	24	R	The Citadel	Acworth, GA	FA '22
<b>TIGHT ENDS (5)</b>									
80	Likely, Isaiah	TE	6-4	241	22	R	Coastal Carolina	Cambridge, MA	D4e '22
84	Oliver, Josh	TE	6-5	259	25	4	San Jose State	Paso Robles, CA	TR (Jax.) '21
86	Boyle, Nick	TE	6-4	261	29	8	Delaware	Sussex, NJ	D5a '15
88	Kolar, Charlie (IR)	TE	6-6	250	23	R	Iowa State	Norman, OK	D4c '22
89	Andrews, Mark	TE	6-5	247	27	5	Oklahoma	Scottsdale, AZ	D3b '18
<b>OFFENSIVE LINE (13)</b>									
63	Colon, Trystan	C/G	6-3	320	24	3	Missouri	Webb City, MO	FA '20
64	Linderbaum, Tyler	C	6-2	305	22	R	Iowa	Solon, IA	D1b '22
65	Mekari, Patrick	OL	6-4	305	25	4	Cal-Berkeley	Westlake Village, CA	FA '19
66	Cleveland, Ben	G	6-6	370	24	2	Georgia	Toccoa, GA	D3a '21
68	Johnson, Zack (PS)	G	6-6	301	25	1	North Dakota State	Blaine, MN	FA '22
69	McKenzie, Kahlil (PS)	G	6-3	345	25	3	Tennessee	Green Bay, WI	FA '21
70	Zeitler, Kevin	G	6-4	339	32	11	Wisconsin	Waukesha, WI	FA '21
71	James, Ja'Wuan (IR)	T	6-6	323	30	8	Tennessee	Atlanta, GA	FA '21
72	Powers, Ben	G	6-4	338	25	4	Oklahoma	Wichita, KS	D4b '19
74	Sharpe, David (PS)	T	6-6	346	26	5	Florida	Jacksonville, FL	FA '21
77	Faalele, Daniel	T	6-8	380	22	R	Minnesota	Bourne, Australia	D4a '22
78	Moses, Morgan	T	6-6	320	31	9	Virginia	North Chesterfield, VA	UFA (NYJ) '22
79	Stanley, Ronnie	T	6-6	315	28	7	Notre Dame	Las Vegas, NV	D1 '16
<b>LINEBACKERS (18)</b>									
4	Pierre-Paul, Jason	OLB	6-5	275	33	13	South Florida	Deerfield Beach, FL	FA '22
6	Queen, Patrick	ILB	6-0	237	23	3	Louisiana State	Ventress, LA	D1 '20
40	Harrison, Malik	LB	6-3	259	24	3	Ohio State	Columbus, OH	D3c '20
47	Attaochu, Jeremiah (PS)	OLB	6-3	262	29	9	Georgia Tech	Ibadan, Nigeria	FA '22
47	Biegel, Vince (IR)	LB	6-3	246	29	6	Wisconsin	Marshfield, WI	FA '22
48	Moon, Jeremiah (PS)	OLB	6-5	247	24	R	Florida	Hoover, AL	FA '22
49	Copeland, Brandon (PS)	OLB	6-3	260	31	8	Pennsylvania	Baltimore, MD	FA '22
50	Houston, Justin	OLB	6-3	270	33	12	Georgia	Statesboro, GA	FA '21
51	Ross, Josh (IR)	ILB	6-0	229	22	R	Michigan	Southfield, MI	FA '22
53	Phillips, Del'Shawn	LB	6-2	230	26	3	Illinois	Highland Park, MI	FA '22
54	Bowser, Tyus (R/PUP)	OLB	6-3	242	27	6	Houston	Tyler, TX	D2 '17
56	Bynes, Josh	ILB	6-1	235	33	11	Auburn	Lauderdale Lakes, FL	FA '21
57	Welch, Kristian	LB	6-3	242	24	3	Iowa	Iola, WI	FA '20
59	Hayes, Daelin (IR)	OLB	6-4	257	24	2	Notre Dame	Belleville, MI	D5b '21
59	Klein, A.J.	ILB	6-1	240	31	10	Iowa State	Appleton, WI	FA '22
60	Means, Steven (IR)	OLB	6-3	269	32	8	Buffalo	Buffalo, NY	FA '22
90	Ojabo, David (R/NFI)	OLB	6-4	255	22	R	Michigan	Aberdeen, Scotland	D2 '22
99	Oweh, Odafé	OLB	6-5	257	23	2	Penn State	Hackensack, NJ	D1b '21
<b>DEFENSIVE BACKS (12)</b>									
5	Armour-Davis, Jalyn	CB	6-1	195	23	R	Alabama	Mobile, AL	D4b '22
14	Hamilton, Kyle	S	6-4	221	21	R	Notre Dame	Atlanta, GA	D1a '22
21	Stephens, Brandon	DB	6-1	215	24	2	Southern Methodist	Plano, TX	D3b '21
22	Williams, Damarion	CB	5-10	180	24	R	Houston	Miami, FL	D4f '22
23	Fuller, Kyle (IR)	CB	5-11	200	30	9	Virginia Tech	Baltimore, MD	FA '22
24	Peters, Marcus	CB	6-0	197	29	8	Washington	Oakland, CA	TR (LAR) '19
25	Seymour, Kevon	CB	6-0	188	28	6	Southern California	Pasadena, CA	FA '21
26	Stone, Geno	S	5-11	209	23	3	Iowa	New Castle, PA	D7 '20
29	Washington, Ar'Darius (PS)	S	5-8	176	22	2	Texas Christian	Shreveport, LA	FA '21
32	Williams, Marcus (IR)	S	6-1	207	26	6	Utah	Eastvale, CA	UFA (NO) '22
36	Clark, Chuck	S	6-0	209	27	6	Virginia Tech	Suffolk, VA	D6 '17
44	Humphrey, Marlon	CB	6-0	205	26	6	Alabama	Hoover, AL	D1 '17
<b>DEFENSIVE LINE (8)</b>									
58	Pierce, Michael (IR)	NT	6-0	355	29	6	Samford	Daphne, AL	FA '22
91	Nichols, Rayshad (PS)	DT	6-2	305	23	R	Stephen F. Austin	Bridge City, LA	FA '22
92	Madubuike, Justin	DT	6-3	293	24	3	Texas A&M	McKinney, TX	D3a '20
93	Campbell, Calais	DE	6-8	307	36	15	Miami (FL)	Denver, CO	TR (Jax.) '20
94	Mack, Isaiah (PS)	NT	6-1	311	26	3	Chattanooga	Tunnel Hill, GA	FA '21
96	Washington, Broderick	DT	6-2	314	25	3	Texas Tech	Longview, TX	D5 '20
97	Urban, Brent	DE	6-7	309	31	8	Virginia	Mississauga, ON, CAN	FA '22
98	Jones, Travis	DT	6-4	334	22	R	Connecticut	New Haven, CT	D3 '22
<b>SPECIALISTS (3)</b>									
9	Tucker, Justin	K	6-1	184	32	11	Texas	Austin, TX	FA '12
11	Stout, Jordan	P	6-3	214	24	R	Penn State	Abingdon, VA	D4d '22
46	Moore, Nick	LS	6-2	253	29	3	Georgia	Snellville, GA	FA '20



# 2022 DEPTH CHART

Compiled by Ravens PR Staff: Oct. 11, 2022

## OFFENSE

WR	7	Rashod Bateman <sup>^</sup>	10	Demarcus Robinson	16	Tylan Wallace
WR	13	Devin Duvernay	3	James Proche II		
LT	79	Ronnie Stanley	65	Patrick Mekari	<u>77</u>	<u>Daniel Faalele</u>
LG	72	Ben Powers	66	Ben Cleveland <sup>^</sup>		
C	<u>64</u>	<u>Tyler Linderbaum</u>	63	Trystan Colon	65	Patrick Mekari
RG	70	Kevin Zeitler	66	Ben Cleveland <sup>^</sup>		
RT	78	Morgan Moses	<u>77</u>	<u>Daniel Faalele</u>	65	Patrick Mekari
TE	89	Mark Andrews	86	Nick Boyle	<u>80</u>	<u>Isaiah Likely</u> 84 Josh Oliver
QB	8	Lamar Jackson	2	Tyler Huntley		
FB	42	Patrick Ricard				
RB	27	J.K. Dobbins	43	Justice Hill <sup>^</sup>	17	Kenyan Drake      28 Mike Davis

## DEFENSE

DT	92	Justin Madubuike	96	Broderick Washington		
NT	96	Broderick Washington	<u>98</u>	<u>Travis Jones</u>		
DE	93	Calais Campbell	97	Brent Urban		
RUSH	99	Odafe Oweh	50	Justin Houston <sup>^</sup>		
MLB	56	Josh Byner	57	Kristian Welch		
WLB	6	Patrick Queen	40	Malik Harrison	53	Del'Shawn Phillips
SAM	4	Jason Pierre-Paul	40	Malik Harrison	59	A.J. Klein
CB	24	Marcus Peters	21	Brandon Stephens	25	Kevon Seymour
SS	36	Chuck Clark	<u>14</u>	<u>Kyle Hamilton</u>		
FS	26	Geno Stone	<u>14</u>	<u>Kyle Hamilton</u>		
CB	44	Marlon Humphrey	<u>22</u>	<u>Damarion Williams</u>	<u>5</u>	<u>Jalyn Armour-Davis</u>

## SPECIAL TEAMS

P	<u>11</u>	<u>Jordan Stout</u>				
K	9	Justin Tucker				
H	<u>11</u>	<u>Jordan Stout</u>				
LS	46	Nick Moore				
KOR	13	Devin Duvernay	43	Justice Hill <sup>^</sup>		
PR	13	Devin Duvernay	3	James Proche II	<u>22</u>	<u>Damarion Williams</u>

All Rookies Underlined

<sup>^</sup> Missed Last Game w/ Injury

## PRONUNCIATIONS

**PLAYERS:** Jeremiah Attaochu (uh-TAH-chew); Tyler Badie (BAY-dee); Vince Biegel (BEE-gull); Calais Campbell (cuh-LAY-us); Devin Duvernay (DOO-ver-nay); Daniel Faalele (FAH-ah-LAY-lay); Charlie Kolar (KOH-ler); Justin Madubuike (mad-uh-BEE-kay); Patrick Mekari (muh-CARE-ee); David Ojabo (oh-JOBB-oh); Odafe Oweh (uh-DAH-fay, O-way); James Proche II (pro-SHAY); Kevon Seymour (KEE-von); Tylan Wallace (TIE-luhn); Ar'Darius Washington (ar-DARE-ee-us);  
**COACHES:** Joe D'Alessandris (dell-ah-SAN-dress); D'Anton Lynn (DANT-in); Craig Ver Steeg (ver-STEGG); T.J. Weist (WEEST)

## COACHING STAFF

**John Harbaugh** - Head Coach  
**Chris Horton** - Special Teams Coordinator  
**Mike Macdonald** - Defensive Coordinator  
**Greg Roman** - Offensive Coordinator  
**Randy Brown** - Special Teams Coach  
**Joe D'Alessandris** - Offensive Line Coach  
**Mike Devlin** - Asst. Offensive Line Coach  
**Kerry Dixon** - Asst. Quarterbacks Coach  
**George Godsey** - Tight Ends Coach  
**Chris Hewitt** - Pass Game Coordinator / Secondary  
**Rob Leonard** - Outside Linebackers Coach  
**D'Anton Lynn** - Safeties Coach  
**Tea Martin** - Wide Receivers Coach

**Zach Orr** - Inside Linebackers Coach  
**Ryan Osborn** - Defensive Assistant  
**Jay Peterson** - Defensive Assistant  
**Matt Robinson** - Defensive Assistant  
**Steve Saunders** - Head Strength & Conditioning Coach  
**Daniel Stern** - Offensive Assistant  
**Travis Switzer** - Offensive Assistant  
**James Urban** - Quarterbacks Coach  
**Craig Ver Steeg** - Running Backs Coach  
**Anthony Weaver** - Asst. Head Coach / Defensive Line Coach  
**T.J. Weist** - Special Teams Coach  
**Keith Williams** - Pass Game Specialist



# HOW THE RAVENS ARE BUILT

YEAR	DRAFTEES (35)	FREE AGENTS (26)	TRADES (3)	UDFA (14)
2012				K Justin Tucker (FA '12)
2015	TE Nick Boyle (5a)			
2016	T Ronnie Stanley (1)			
2017	CB Marlon Humphrey (1) OLB Tyus Bowser (2) $\Omega$ S Chuck Clark (6)			FB Patrick Ricard (FA '17)
2018	QB Lamar Jackson (1b) TE Mark Andrews (3b)			RB Gus Edwards (FA '18) $\Omega$
2019	RB Justice Hill (4a) G Ben Powers (4b)		CB Marcus Peters (TR LAR '19)	OL Patrick Mekari (FA '19)
2020	ILB Patrick Queen (1) RB J.K. Dobbins (2) DT Justin Madubuike (3a) WR Devin Duvernay (3b) LB Malik Harrison (3c) DT Broderick Washington (5) WR James Proche II (6) S Geno Stone (7)	LS Nick Moore (FA '20)	DE Calais Campbell (TR Jax. '20)	C/G Trystan Colon (FA '20) QB Tyler Huntley (FA '20) LB Kristian Welch (FA '20)
2021	WR Rashod Bateman (1a) OLB Odafe Oweh (1b) G Ben Cleveland (3a) DB Brandon Stephens (3b) WR Tylan Wallace (4) OLB Daelin Hayes (5b) *	ILB Josh Byner (FA '21) OLB Justin Houston (FA '21) T Ja'Wuan James (FA '21) * G Kahlil McKenzie (FA '21) ^ CB Kevon Seymour (FA '21) T David Sharpe (FA '21) ^ WR Binjimen Victor (FA '21) ^ G Kevin Zeitler (FA '21)	TE Josh Oliver (TR Jax. '21)	S Ar'Darius Washington (FA '21) ^
2022	S Kyle Hamilton (1a) C Tyler Linderbaum (1b) WR Andy Isabella (2) ^ OLB David Ojabo (2) $\delta$ DT Travis Jones (3) T Daniel Faalele (4a) CB Jalyn Armour-Davis (4b) TE Charlie Kolar (4c) * P Jordan Stout (4d) TE Isaiah Likely (4e) CB Damarion Williams (4f) RB Tyler Badie (6) ^	OLB Jeremiah Attaochu (FA '22) ^ LB Vince Biegel (FA '22) * OLB Brandon Copeland (FA '22) ^ RB Mike Davis (FA '22) RB Kenyan Drake (FA '22) CB Kyle Fuller (FA '22) * G Zack Johnson (FA '22) ^ ILB A.J. Klein (FA '22) FB/TE Ben Mason (FA '22) ^ OLB Steven Means (FA '22) * T Morgan Moses (UFA NYJ '22) LB Del'Shawn Phillips (FA '22) NT Michael Pierce (FA '22) * OLB Jason Pierre-Paul (FA '22) WR Demarcus Robinson (FA '22) DE Brent Urban (FA '22) S Marcus Williams (UFA NO '22) *		WR Slade Bolden (FA '22) * QB Anthony Brown (FA '22) ^ OLB Jeremiah Moon (FA '22) ^ DT Rayshad Nichols (FA '22) ^ ILB Josh Ross (FA '22) * WR Raleigh Webb (FA '22) ^

Key: \*Injured Reserve, ^Practice Squad, RFA = Rookie Free Agent, RSFA = Restricted Free Agent, TR = Trade, UFA = Unrestricted Free Agent,  $\delta$  = Reserve/NFI,  $\Omega$  = Reserve/PUP

# PARTICIPATION CHART

PLAYERS	@ NYJ 9/11	MIA 9/18	@ NE 9/25	BUF 10/2	CIN 10/9	@ NYG 10/16	CLE 10/23	@ TB 10/27	@ NO 11/7	CAR 11/20	@ JAX 11/27	DEN 12/4	@ PIT 12/11	@ CLE 12/18	ATL 12/24	PIT 1/1	@ CIN 1/8	GP	GS	DNP	IN
Mark Andrews	TE	TE	TE	TE	TE	-	-	-	-	-	-	-	-	-	-	-	-	5	5	0	0
Jalyn Armour-Davis	P	P	DB	N	N	-	-	-	-	-	-	-	-	-	-	-	-	3	1	0	2
Tyler Badie	PS	PS	PS	PS	PS	-	-	-	-	-	-	-	-	-	-	-	-	0	0	0	0
Rashod Bateman	WR	P	WR	WR	N	-	-	-	-	-	-	-	-	-	-	-	-	4	3	0	1
Vince Biegel	IR	IR	IR	IR	IR	-	-	-	-	-	-	-	-	-	-	-	-	0	0	0	0
Slade Bolden	IR	IR	IR	IR	IR	-	-	-	-	-	-	-	-	-	-	-	-	0	0	0	0
Tyus Bowser	R/PUP	R/PUP	R/PUP	R/PUP	R/PUP	-	-	-	-	-	-	-	-	-	-	-	-	0	0	0	0
Nick Boyle	N	N	P	P	P	-	-	-	-	-	-	-	-	-	-	-	-	3	0	0	2
Anthony Brown	PS	PS	PS	PS	PS	-	-	-	-	-	-	-	-	-	-	-	-	0	0	0	0
Josh Bynes	MLB	MLB	MLB	MLB	MLB	-	-	-	-	-	-	-	-	-	-	-	-	5	5	0	0
Calais Campbell	DE	DE	DE	DE	DE	-	-	-	-	-	-	-	-	-	-	-	-	5	5	0	0
T.J. Carrie	NOT	PS	PS	NOT	NOT	-	-	-	-	-	-	-	-	-	-	-	-	0	0	0	0
Chuck Clark	SS	SS	SS	SS	SS	-	-	-	-	-	-	-	-	-	-	-	-	5	5	0	0
Ben Cleveland	P	P	P	P	N	-	-	-	-	-	-	-	-	-	-	-	-	4	0	0	1
Tristan Colon	X	X	X	X	P	-	-	-	-	-	-	-	-	-	-	-	-	1	0	4	0
Brandon Copeland	NOT	NOT	P	P	P	-	-	-	-	-	-	-	-	-	-	-	-	3	0	0	0
Mike Davis	P	P	P	P	P	-	-	-	-	-	-	-	-	-	-	-	-	5	0	0	0
J.K. Dobbins	N	N	RB	RB	RB	-	-	-	-	-	-	-	-	-	-	-	-	3	3	0	2
Kenyan Drake	RB	RB	N	N	P	-	-	-	-	-	-	-	-	-	-	-	-	3	2	0	2
Devin Duvernay	WR	WR	WR	WR	WR	-	-	-	-	-	-	-	-	-	-	-	-	5	5	0	0
Gus Edwards	R/PUP	R/PUP	R/PUP	R/PUP	R/PUP	-	-	-	-	-	-	-	-	-	-	-	-	0	0	0	0
Daniel Faalele	N	P	P	LT	P	-	-	-	-	-	-	-	-	-	-	-	-	4	1	0	1
Kyler Fackrell	PS	PS	NOT	NOT	NOT	-	-	-	-	-	-	-	-	-	-	-	-	0	0	0	0
Kyle Fuller	CB	IR	IR	IR	IR	-	-	-	-	-	-	-	-	-	-	-	-	1	1	0	0
Bailey Gaither	NOT	NOT	NOT	NOT	PS	-	-	-	-	-	-	-	-	-	-	-	-	0	0	0	0
Kyle Hamilton	P	P	P	P	P	-	-	-	-	-	-	-	-	-	-	-	-	5	0	0	0
Malik Harrison	WLB	WLB	P	P	P	-	-	-	-	-	-	-	-	-	-	-	-	5	2	0	0
Daelin Hayes	IR	IR	IR	IR	IR	-	-	-	-	-	-	-	-	-	-	-	-	0	0	0	0
Justice Hill	P	P	P	P	N	-	-	-	-	-	-	-	-	-	-	-	-	4	0	0	1
Justin Houston	P	P	SAM	N	N	-	-	-	-	-	-	-	-	-	-	-	-	3	1	0	2
Marlon Humphrey	CB	CB	CB	CB	CB	-	-	-	-	-	-	-	-	-	-	-	-	5	5	0	0
Tyler Huntley	X	X	X	X	X	-	-	-	-	-	-	-	-	-	-	-	-	0	0	5	0
Lamar Jackson	QB	QB	QB	QB	QB	-	-	-	-	-	-	-	-	-	-	-	-	5	5	0	0
Ja'Wuan James	LT	IR	IR	IR	IR	-	-	-	-	-	-	-	-	-	-	-	-	1	1	0	0
Travis Jones	N	N	P	P	P	-	-	-	-	-	-	-	-	-	-	-	-	3	0	0	2
A.J. Klein	NOT	NOT	NOT	NOT	N	-	-	-	-	-	-	-	-	-	-	-	-	0	0	0	1
Charlie Kolar	IR	IR	IR	IR	IR	-	-	-	-	-	-	-	-	-	-	-	-	0	0	0	0
Isaiah Likely	P	P	P	P	P	-	-	-	-	-	-	-	-	-	-	-	-	5	0	0	0
Tyler Linderbaum	C	C	C	C	C	-	-	-	-	-	-	-	-	-	-	-	-	5	5	0	0
Isaiah Mack	PS	PS	PS	PS	PS	-	-	-	-	-	-	-	-	-	-	-	-	0	0	0	0
Justin Madubuike	DT	DT	DT	P	DT	-	-	-	-	-	-	-	-	-	-	-	-	5	4	0	0
Ben Mason	PS	PS	PS	PS	PS	-	-	-	-	-	-	-	-	-	-	-	-	0	0	0	0
Kahlil McKenzie	PS	PS	PS	PS	PS	-	-	-	-	-	-	-	-	-	-	-	-	0	0	0	0
Steven Means	P	P	IR	IR	IR	-	-	-	-	-	-	-	-	-	-	-	-	2	0	0	0
Patrick Mekari	P	LT	LT	N	P	-	-	-	-	-	-	-	-	-	-	-	-	4	2	0	1
Jeremiah Moon	PS	PS	PS	PS	PS	-	-	-	-	-	-	-	-	-	-	-	-	0	0	0	0
Nick Moore	P	P	P	P	P	-	-	-	-	-	-	-	-	-	-	-	-	5	0	0	0
Morgan Moses	RT	RT	RT	RT	RT	-	-	-	-	-	-	-	-	-	-	-	-	5	5	0	0
Rayshad Nichols	PS	PS	PS	PS	PS	-	-	-	-	-	-	-	-	-	-	-	-	0	0	0	0
David Ojabo	R/NFI	R/NFI	R/NFI	R/NFI	R/NFI	-	-	-	-	-	-	-	-	-	-	-	-	0	0	0	0
Josh Oliver	P	TE	P	P	TE	-	-	-	-	-	-	-	-	-	-	-	-	5	2	0	0
Odafe Oweh	RUSH	RUSH	P	RUSH	RUSH	-	-	-	-	-	-	-	-	-	-	-	-	5	4	0	0
Marcus Peters	N	CB	CB	CB	CB	-	-	-	-	-	-	-	-	-	-	-	-	4	4	0	1
Del'Shawn Phillips	P	P	P	P	P	-	-	-	-	-	-	-	-	-	-	-	-	5	0	0	0
Michael Pierce	NT	NT	NT	IR	IR	-	-	-	-	-	-	-	-	-	-	-	-	3	3	0	0
Jason Pierre-Paul	NOT	NOT	NOT	SAM	SAM	-	-	-	-	-	-	-	-	-	-	-	-	2	2	0	0
Makai Polk	PS	PS	PS	NOT	NOT	-	-	-	-	-	-	-	-	-	-	-	-	0	0	0	0
Ben Powers	LG	LG	LG	LG	LG	-	-	-	-	-	-	-	-	-	-	-	-	5	5	0	0
James Proche II	P	N	N	P	P	-	-	-	-	-	-	-	-	-	-	-	-	3	0	0	2
Patrick Queen	WLB	WLB	WLB	WLB	WLB	-	-	-	-	-	-	-	-	-	-	-	-	5	5	0	0
Patrick Ricard	FB	FB	FB	FB	FB	-	-	-	-	-	-	-	-	-	-	-	-	5	5	0	0
Demarcus Robinson	P	P	P	P	P	-	-	-	-	-	-	-	-	-	-	-	-	5	0	0	0
Josh Ross	P	P	IR	IR	IR	-	-	-	-	-	-	-	-	-	-	-	-	2	0	0	0
Kevon Seymour	PS	PS	PS	P	P	-	-	-	-	-	-	-	-	-	-	-	-	2	0	0	0
David Sharpe	PS	PS	PS	X	PS	-	-	-	-	-	-	-	-	-	-	-	-	0	0	1	0
Ronnie Stanley	N	N	N	N	LT	-	-	-	-	-	-	-	-	-	-	-	-	1	1	0	4
Brandon Stephens	P	N	P	DB	DB	-	-	-	-	-	-	-	-	-	-	-	-	4	2	0	1
Geno Stone	P	P	P	P	P	-	-	-	-	-	-	-	-	-	-	-	-	5	0	0	0
Jordan Stout	P	P	P	P	P	-	-	-	-	-	-	-	-	-	-	-	-	5	0	0	0
Justin Tucker	P	P	P	P	P	-	-	-	-	-	-	-	-	-	-	-	-	5	0	0	0
Brent Urban	P	P	N	P	P	-	-	-	-	-	-	-	-	-	-	-	-	4	0	0	1
Binjimen Victor	PS	PS	PS	PS	PS	-	-	-	-	-	-	-	-	-	-	-	-	0	0	0	0
Tylan Wallace	P	P	P	P	P	-	-	-	-	-	-	-	-	-	-	-	-	5	0	0	0
Ar'Darius Washington	PS	PS	PS	PS	PS	-	-	-	-	-	-	-	-	-	-	-	-	0	0	0	0
Broderick Washington	P	P	P	DT	P	-	-	-	-	-	-	-	-	-	-	-	-	5	1	0	0
Raleigh Webb	PS	P	P	PS	PS	-	-	-	-	-	-	-	-	-	-	-	-	2	0	0	0
Kristian Welch	P	P	P	P	P	-	-	-	-	-	-	-	-	-	-	-	-	5	0	0	0
Damarion Williams	P	P	P	P	P	-	-	-	-	-	-	-	-	-	-	-	-	5	0	0	0
Marcus Williams	FS	FS	FS	FS	FS	-	-	-	-	-	-	-	-	-	-	-	-	5	5	0	0
Daryl Worley	PS	P	N	PS	P	-	-	-	-	-	-	-	-	-	-	-	-	2	0	0	1
Kevin Zeitler	RG	RG	RG	RG	RG	-	-	-	-	-	-	-	-	-	-	-	-	5	5	0	0

LEGEND:  
 Bold=Starters, P=Player was a substitution, N=On Inactive List, X=Did Not Play (Non-injury), IR=Injured Reserve, PS=Practice Squad, R/NFI=Reserve/NFI, R/PUP=Reserved/PUP, NOT=Not on Roster



# GAME-BY-GAME STARTERS

OFFENSE												
DATE	OPPONENT	WR	WR	LT	LG	C	RG	RT	TE	QB	FB	RB
9/11	at N.Y. Jets	Rashod Bateman	Devin Duvernay	Ja'Wuan James	Ben Powers	<u>Tyler Linderbaum</u>	Kevin Zeitler	Morgan Moses	Mark Andrews	Lamar Jackson	Patrick Ricard	Kenyan Drake
9/18	Miami	--	Devin Duvernay	Patrick Mekari	Ben Powers	<u>Tyler Linderbaum</u>	Kevin Zeitler	Morgan Moses	Mark Andrews/ Josh Oliver	Lamar Jackson	Patrick Ricard	Kenyan Drake
9/25	at New England	Rashod Bateman	Devin Duvernay	Patrick Mekari	Ben Powers	<u>Tyler Linderbaum</u>	Kevin Zeitler	Morgan Moses	Mark Andrews	Lamar Jackson	Patrick Ricard	J.K. Dobbins
10/2	Buffalo	Rashod Bateman	Devin Duvernay	<u>Daniel Faalele</u>	Ben Powers	<u>Tyler Linderbaum</u>	Kevin Zeitler	Morgan Moses	Mark Andrews	Lamar Jackson	Patrick Ricard	J.K. Dobbins
10/9	Cincinnati	Devin Duvernay	--	Ronnie Stanley	Ben Powers	<u>Tyler Linderbaum</u>	Kevin Zeitler	Morgan Moses	Mark Andrews/ Josh Oliver	Lamar Jackson	Patrick Ricard	J.K. Dobbins
10/16	at N.Y. Giants	--	--	--	--	--	--	--	--	--	--	--
10/23	Cleveland	--	--	--	--	--	--	--	--	--	--	--
10/27	at Tampa Bay	--	--	--	--	--	--	--	--	--	--	--
11/7	at New Orleans	--	--	--	--	--	--	--	--	--	--	--
11/20	Carolina	--	--	--	--	--	--	--	--	--	--	--
11/27	at Jacksonville	--	--	--	--	--	--	--	--	--	--	--
12/4	Denver	--	--	--	--	--	--	--	--	--	--	--
12/11	at Pittsburgh	--	--	--	--	--	--	--	--	--	--	--
12/18	at Cleveland	--	--	--	--	--	--	--	--	--	--	--
12/24	Atlanta	--	--	--	--	--	--	--	--	--	--	--
1/1	Pittsburgh	--	--	--	--	--	--	--	--	--	--	--
1/8	at Cincinnati	--	--	--	--	--	--	--	--	--	--	--

DEFENSE													
DATE	OPPONENT	DT	NT	DE	RUSH	MLB	WLB	SAM	CB	SS	FS	CB	DB
9/11	at N.Y. Jets	Justin Madubuike	Michael Pierce	Calais Campbell	Odafe Oweh	Josh Bynes	Patrick Queen	Malik Harrison	Kyle Fuller	Chuck Clark	Marcus Williams	Marlon Humphrey	--
9/18	Miami	Justin Madubuike	Michael Pierce	Calais Campbell	Odafe Oweh	Josh Bynes	Patrick Queen	Malik Harrison	Marcus Peters	Chuck Clark	Marcus Williams	Marlon Humphrey	--
9/25	at New England	Justin Madubuike	Michael Pierce	Calais Campbell	Justin Houston	Josh Bynes	Patrick Queen	--	Marcus Peters	Chuck Clark	Marcus Williams	Marlon Humphrey	<u>Jalyn Armour-Davis</u>
10/2	Buffalo	Broderick Washington	--	Calais Campbell	Odafe Oweh	Josh Bynes	Patrick Queen	Jason Pierre-Paul	Marcus Peters	Chuck Clark	Marcus Williams	Marlon Humphrey	Brandon Stephens
10/9	Cincinnati	Justin Madubuike	--	Calais Campbell	Odafe Oweh	Josh Bynes	Patrick Queen	Jason Pierre-Paul	Marcus Peters	Chuck Clark	Marcus Williams	Marlon Humphrey	Brandon Stephens
10/16	at N.Y. Giants	--	--	--	--	--	--	--	--	--	--	--	--
10/23	Cleveland	--	--	--	--	--	--	--	--	--	--	--	--
10/27	at Tampa Bay	--	--	--	--	--	--	--	--	--	--	--	--
11/7	at New Orleans	--	--	--	--	--	--	--	--	--	--	--	--
11/20	Carolina	--	--	--	--	--	--	--	--	--	--	--	--
11/27	at Jacksonville	--	--	--	--	--	--	--	--	--	--	--	--
12/4	Denver	--	--	--	--	--	--	--	--	--	--	--	--
12/11	at Pittsburgh	--	--	--	--	--	--	--	--	--	--	--	--
12/18	at Cleveland	--	--	--	--	--	--	--	--	--	--	--	--
12/24	Atlanta	--	--	--	--	--	--	--	--	--	--	--	--
1/1	Pittsburgh	--	--	--	--	--	--	--	--	--	--	--	--
1/8	at Cincinnati	--	--	--	--	--	--	--	--	--	--	--	--

Rookies underlined.

# 2022 TRANSACTIONS

DATE	POS.	PLAYER	TRANSACTION
1/1	OLB	Daelin Hayes	Placed on Injured Reserve
1/1	CB	Robert Jackson	Activated from practice squad (COVID-19 replacement)
1/1	S	Tony Jefferson II	Activated from practice squad (standard elevation)
1/1	T	Jaryd Jones-Smith	Activated from practice squad (standard elevation)
1/1	T	David Sharpe	Signed from the practice squad to the active roster
1/1	DB	Mazzi Wilkins	Placed on Practice Squad/COVID-19
1/4	TE	Josh Oliver	Placed on Exempt/COVID-19, then reverted to the active roster on 1/6
1/4	RB	Jacques Patrick	Signed to practice squad
1/4	CB	Kevin Toliver II	Activated off Practice Squad/COVID-19
1/6	TE	Nick Boyle	Placed on Reserve/COVID-19
1/6	RB	Justice Hill	Activated off Reserve/COVID-19
1/6	FB/DL	Patrick Ricard	Placed on Injured Reserve
1/6	S	Ar'Darius Washington	Activated off Reserve/COVID-19
1/6	FB/DL	Patrick Ricard	Placed on Reserve/COVID-19
1/8	S	Tony Jefferson II	Signed from the practice squad to the active roster
1/8	T	Jaryd Jones-Smith	Activated from practice squad (COVID-19 replacement)
1/8	NT	Isaiah Mack	Activated from practice squad (standard elevation)
1/8	TE	Tony Poljan	Activated from practice squad (standard elevation)
1/10	CB	Robert Jackson	Signed to Reserve/Future contract
1/10	T	Jaryd Jones-Smith	Signed to Reserve/Future contract
1/10	G/DT	Kahlil McKenzie	Signed to Reserve/Future contract
1/10	WR	Jaylon Moore	Signed to Reserve/Future contract
1/10	C	Jimmy Murray	Signed to Reserve/Future contract
1/10	TE	Tony Poljan	Re-signed to Reserve/Future contract
1/10	CB	Kevin Toliver II	Re-signed to Reserve/Future contract
1/10	WR	Binjimen Victor	Re-signed to Reserve/Future contract
1/13	NT	Isaiah Mack	Re-signed to Reserve/Future contract
1/17	DB	Kevon Seymour	Re-signed
1/18	RB	Nate McCrary	Re-signed to Reserve/Future contract
1/21	FB/TE	Ben Mason	Signed to Reserve/Future contract
2/25	S	Tony Jefferson II	Re-signed
3/9	CB	Tavon Young	Terminated the contract of vested veteran
3/17	S	Marcus Williams	Signed unrestricted free agent
3/17	T	Morgan Moses	Signed unrestricted free agent
3/23	DT	Michael Pierce	Signed free agent
3/24	FB/DL	Patrick Ricard	Re-signed to a three-year contract extension
4/13	ILB	Josh Byner	Re-signed
4/14	DT	Calais Campbell	Re-signed
4/18	WR	Miles Boykin	Released
4/18	C/G	Trystan Colon	Re-signed exclusive rights free agent
4/18	QB	Tyler Huntley	Re-signed exclusive rights free agent
4/18	LS	Nick Moore	Re-signed exclusive rights free agent
4/18	LB	Kristian Welch	Re-signed exclusive rights free agent
4/28	WR	Marquise Brown	Traded to the Arizona Cardinals in exchange for the 23rd overall selection in the 2022 NFL Draft
5/6	RB	Tyler Badie	Signed 2022 draft choice
5/6	WR	Slade Bolden	Signed undrafted rookie free agent
5/6	WR	Shemar Bridges	Signed undrafted rookie free agent
5/6	QB	Anthony Brown	Signed undrafted rookie free agent
5/6	WR	Trevon Clark	Signed undrafted rookie free agent
5/6	T	Aron Johnson	Signed undrafted rookie free agent
5/6	ILB	Zakoby McClain	Signed undrafted rookie free agent
5/6	OLB	Jeremiah Moon	Signed undrafted rookie free agent
5/6	DT	Rayshad Nichols	Signed undrafted rookie free agent
5/6	RB	Ricky Person	Signed undrafted rookie free agent
5/6	WR	Makai Polk	Signed undrafted rookie free agent
5/6	ILB	Josh Ross	Signed undrafted rookie free agent
5/6	CB	David Vereen	Signed undrafted rookie free agent
5/6	WR	Raleigh Webb	Signed undrafted rookie free agent
5/6	OLB	Chuck Wiley	Signed undrafted rookie free agent
5/6	CB	Denzel Williams	Signed undrafted rookie free agent
5/6	WR	Devon Williams	Signed undrafted rookie free agent
5/10	RB	Mike Davis	Signed
5/11	DT	Xavier Kelly	Waived
5/16	LB	Vince Biegel	Signed
5/20	DT	Travis Jones	Signed 2022 draft choice
5/23	ILB	Diego Fagot	Signed undrafted rookie free agent
5/23	DL	Brent Urban	Signed
5/24	S	Chris Moore	Waived
5/26	QB	Brett Hundley	Signed
5/31	CB	Kyle Fuller	Signed
5/31	T	Aron Johnson	Waived

5/31	CB	Kevin Toliver II	Waived
6/2	C	Tyler Linderbaum	Signed 2022 draft choice
6/6	TE	Isaiah Likely	Signed 2022 draft choice
6/7	S	Kyle Hamilton	Signed 2022 draft choice
6/7	CB	Damarion Williams	Signed 2022 draft choice
6/9	TE	Charlie Kolar	Signed 2022 draft choice
6/13	P	Jordan Stout	Signed 2022 draft choice
6/14	DE	Derek Wolfe	Terminated the contract of vested veteran (injury settlement)
6/17	OLB	Steven Means	Signed
7/12	OLB	Justin Houston	Re-signed
7/21	T	David Sharpe	Signed
7/23	CB	Iman Marshall	Waived
7/26	RB	Corey Clement	Signed
7/27	G	Ben Cleveland	Placed on the Reserve/Non-Football Injury (NFI) list
7/27	WR	Bailey Gaither	Signed
8/2	WR	Trevon Clark	Waived
8/2	OLB	David Ojabo	Signed 2022 draft choice
8/8	LB	Vince Biegel	Placed on Injured Reserve
8/8	K	Justin Tucker	Re-signed to a four-year contract extension
8/8	CB	Daryl Worley	Signed
8/12	OLB	Trent Harris	Signed
8/12	CB	Denzel Williams	Waived
8/12	WR	Devon Williams	Waived
8/15	RB	Corey Clement	Waived
8/15	CB	Robert Jackson	Waived
8/16	OLB	Trent Harris	Placed on Injured Reserve
8/16	QB	Brett Hundley	Terminated the contract of vested veteran
8/23	WR	Slade Bolden	Waived (injured)
8/23	RB	Gus Edwards	Placed on the Reserve/Physically Unable to Perform (PUP) list
8/23	ILB	Diego Fagot	Waived
8/23	WR	Bailey Gaither	Waived
8/23	T	Jaryd Jones-Smith	Waived
8/23	WR	Jaylon Moore	Waived
8/23	WR	Demarcus Robinson	Signed
8/25	OLB	Trent Harris	Placed on Injured Reserve, who later reached an injury settlement on 8/25
8/26	OLB	Tyus Bowser	Placed on the Reserve/Physically Unable to Perform (PUP) list
8/26	P	Cameron Dicker	Signed
8/29	P	Cameron Dicker	Waived
8/29	C	Jimmy Murray	Waived
8/30	RB	Tyler Badie	Waived
8/30	WR	Shemar Bridges	Waived (injured), who reached an injury settlement on 9/5
8/30	QB	Anthony Brown	Waived
8/30	OLB	Daelin Hayes	Waived (injured), who reverted to Injured Reserve on 8/31
8/30	S	Tony Jefferson II	Terminated the contract of vested veteran
8/30	NT	Isaiah Mack	Waived
8/30	FB/TE	Ben Mason	Waived
8/30	ILB	Zakoby McClain	Waived
8/30	RB	Nate McCrary	Waived
8/30	G/DT	Kahlil McKenzie	Terminated the contract of vested veteran
8/30	OLB	Steven Means	Terminated the contract of vested veteran
8/30	OLB	Jeremiah Moon	Waived
8/30	DT	Rayshad Nichols	Waived
8/30	TE	Tony Poljan	Waived
8/30	WR	Makai Polk	Waived
8/30	DB	Kevon Seymour	Terminated the contract of vested veteran
8/30	T	David Sharpe	Terminated the contract of vested veteran
8/30	DE	Brent Urban	Terminated the contract of vested veteran
8/30	CB	David Vereen	Waived
8/30	WR	Binjimen Victor	Waived
8/30	S	Ar'Darius Washington	Waived
8/30	WR	Raleigh Webb	Waived
8/30	OLB	Chuck Wiley	Waived
8/30	CB	Daryl Worley	Terminated the contract of vested veteran
8/31	RB	Tyler Badie	Signed to practice squad
8/31	QB	Anthony Brown	Signed to practice squad
8/31	DT	Aaron Crawford	Waived (injury settlement)
8/31	RB	Kenyan Drake	Signed
8/31	TE	Charlie Kolar	Placed on Injured Reserve
8/31	NT	Isaiah Mack	Signed to practice squad
8/31	G/DT	Kahlil McKenzie	Signed to practice squad
8/31	OLB	Steven Means	Signed to practice squad





# 2022 TRANSACTIONS

8/31	OLB	Jeremiah Moon	Signed to practice squad
8/31	DL	Rayshad Nichols	Signed to practice squad
8/31	OLB	David Ojabo	Placed on the Reserve/Non-Football Injury (NFI) list
8/31	OLB	Del'Shawn Phillips	Signed
8/31	G/T	Tyre Phillips	Waived
8/31	WR	Makai Polk	Signed to practice squad
8/31	DB	Kevon Seymour	Signed to practice squad
8/31	T	David Sharpe	Signed to practice squad
8/31	DE	Brent Urban	Re-signed
8/31	WR	Binjimen Victor	Signed to practice squad
8/31	S	Ar'Darius Washington	Signed to practice squad
8/31	WR	Raleigh Webb	Signed to practice squad
8/31	CB	Daryl Worley	Signed to practice squad
8/31	FB/TE	Ben Mason	Signed to practice squad
9/7	LB	Kyler Fackrell	Signed to practice squad
9/10	OLB	Steven Means	Activated from practice squad (standard elevation)
9/13	CB	Kyle Fuller	Placed on Injured Reserve
9/13	T	Ja'Wuan James	Placed on Injured Reserve
9/14	CB	T.J. Carrie	Signed to practice squad
9/14	OLB	Steven Means	Signed from the practice squad to the active roster
9/17	WR	Raleigh Webb	Activated from practice squad (standard elevation)
9/17	CB	Daryl Worley	Signed from the practice squad to the active roster
9/19	LB	Kyler Fackrell	Terminated from practice squad
9/19	OLB	Steven Means	Placed on Injured Reserve
9/19	LB	Josh Ross	Placed on Injured Reserve

9/21	OLB	Brandon Copeland	Signed to practice squad
9/24	OLB	Brandon Copeland	Activated from practice squad (standard elevation)
9/24	WR	Raleigh Webb	Activated from practice squad (standard elevation)
9/26	OLB	Jeremiah Attaochu	Signed to practice squad
9/26	OLB	Jason Pierre-Paul	Signed free agent
9/27	CB	T.J. Carrie	Terminated from the practice squad
9/27	G	Zack Johnson	Signed to practice squad
9/27	WR	Makai Polk	Terminated from practice squad
9/27	CB	Daryl Worley	Terminated the contract of vested veteran
9/28	CB	Daryl Worley	Signed to practice squad
9/29	NT	Michael Pierce	Placed on Injured Reserve
10/1	OLB	Brandon Copeland	Activated from practice squad (standard elevation)
10/1	CB	Kevon Seymour	Signed from the practice squad to the active roster
10/1	T	David Sharpe	Activated from practice squad (standard elevation)
10/5	WR	Bailey Gaither	Re-signed to practice squad
10/6	ILB	A.J. Klein	Signed free agent off the Giants' practice squad
10/8	OLB	Brandon Copeland	Activated from practice squad (standard elevation)
10/8	CB	Daryl Worley	Re-signed from the practice squad to the active roster
10/10	WR	Bailey Gaither	Terminated from practice squad
10/10	WR	Andy Isabella	Signed to practice squad
10/11	S	Marcus Williams	Placed on Injured Reserve
10/11	CB	Daryl Worley	Terminated the contract of vested veteran



# 2022 STATISTICS

WON 3, LOST 2		HEAD COACH: JOHN HARBAUGH		
09/11	W	24-9	at N.Y. Jets	78,827
09/18	L	38-42	Miami	70,582
09/25	W	37-26	at New England	65,878
10/02	L	20-23	Buffalo	70,494
10/09	W	19-17	Cincinnati	70,548

TEAM STATISTICS		BAL	OPP.
<b>FIRST DOWNS</b>		<b>99</b>	<b>115</b>
Rushing		44	32
Passing		46	76
Penalty		9	7
Third Down-Made/Att		24/58	19/55
Third Down Efficiency		41.4%	34.5%
Fourth Down-Made/Att		2/6	7/10
Fourth Down Efficiency		33.3%	70.0%
<b>TOTAL NET YARDS</b>		<b>1,762</b>	<b>1,991</b>
Avg. Per Game		352.4	398.2
Total Plays		291	332
Avg. Per Play		6.1	6.0
<b>NET YARDS RUSHING</b>		<b>723</b>	<b>540</b>
Avg. Per Game		144.6	108.0
Total Rushes		133	109
Avg. Per Rush		5.4	5.0
<b>NET YARDS PASSING</b>		<b>1,039</b>	<b>1,451</b>
Avg. Per Game		207.8	290.2
Sacked/Yards Lost		9/28	11/78
Gross Yards		1,067	1,529
Attempts/Completions		149/95	212/138
Pct. of Completion		63.8%	65.1%
Had Intercepted		5	8
<b>PUNTS/AVERAGE</b>		<b>16/46.0</b>	<b>17/42.6</b>
Net Punting Average		39.9	37.9
<b>PUNT RETURN/AVG.</b>		<b>6/13.5</b>	<b>6/9.7</b>
<b>KICKOFF RETURN/AVG.</b>		<b>5/36.6</b>	<b>9/23.4</b>
<b>INTERCEPTION RETURN/AVG.</b>		<b>8/9.8</b>	<b>5/3.0</b>
<b>PENALTIES/YARDS</b>		<b>23/162</b>	<b>25/199</b>
<b>FUMBLES/BALL LOST</b>		<b>4/1</b>	<b>7/3</b>
<b>TOUCHDOWNS</b>		<b>16</b>	<b>14</b>
Rushing		3	5
Passing		12	9
Returns		1	0
<b>EXTRA POINTS/ATTEMPTS</b>		<b>15/16</b>	<b>12/13</b>
<b>TWO POINT CONVERSION/ATT.</b>		<b>0/0</b>	<b>0/1</b>
<b>FIELD GOALS/ATTEMPTS</b>		<b>9/9</b>	<b>7/8</b>
<b>AVG. TIME OF POSSESSION</b>		<b>30:18</b>	<b>29:42</b>

* SCORE BY PERIODS	Q1	Q2	Q3	Q4	OT	PTS
TEAM	34	48	41	15	0	138
OPPONENTS	3	40	24	50	0	117

SCORING	TD	RU	PA	RT	K-PAT	FG	2PT	S	PTS
J. Tucker	0	0	0	0	15/16	9/9	0	0	42
M. Andrews	4	0	4	0	0/0	0/0	0	0	24
D. Duvernay	4	0	3	1	0/0	0/0	0	0	24
R. Bateman	2	0	2	0	0/0	0/0	0	0	12
J. Dobbins	2	1	1	0	0/0	0/0	0	0	12
L. Jackson	2	2	0	0	0/0	0/0	0	0	12
J. Oliver	1	0	1	0	0/0	0/0	0	0	6
D. Robinson	1	0	1	0	0/0	0/0	0	0	6
TEAM	16	3	12	1	15/16	9/9	0	0	138
OPPONENTS	14	5	9	0	12/13	7/8	0	0	117

* RUSHING	NO.	YDS	AVG	LONG	TD
L. Jackson	49	374	7.6	79t	2
J. Hill	19	125	6.6	34	0
R. Dobbins	28	108	3.9	17	1
K. Drake	21	65	3.1	14	0
D. Duvernay	5	22	4.4	12	0
M. Davis	8	18	2.3	10	0
P. Ricard	2	8	4.0	5	0
M. Andrews	1	3	3.0	3	0
TEAM	133	723	5.4	79t	3
OPPONENTS	109	540	5.0	28	5

* RECEIVING	TAR	NO.	YDS	AVG	LONG	TD
M. Andrews	46	32	349	10.0	25	4
D. Duvernay	20	17	226	13.0	26	3
R. Bateman	22	11	243	22.0	75t	2
I. Likely	13	7	58	8.0	34	0
J. Dobbins	6	6	39	6.0	20	1
D. Robinson	12	6	49	8.0	12t	1
P. Ricard	5	5	36	7.0	12	0
J. Hill	4	4	19	4.0	10	0
K. Drake	2	2	16	8.0	15	0
J. Oliver	3	2	8	4.0	7	1
T. Wallace	5	2	17	8.0	9	0
J. Proche II	2	1	7	7.0	7	0
TEAM	140	95	1,067	11.2	75t	12
OPPONENTS	207	138	1,529	11.1	60t	9

* INTERCEPTIONS	NO.	YDS	AVG	LONG	TD
M. Williams	3	33	11.0	33	0
M. Humphrey	2	26	13.0	26	0
P. Queen	1	11	11.0	11	0
M. Peters	1	8	8.0	8	0
J. Bynes	1	0	0.0	0	0
TEAM	8	78	9.8	33	0
OPPONENTS	5	15	3.0	15	0

* OFFENSIVE FUMBLES	FUM	LST	REC	TD
R. Bateman	1	1	0	0
M. Davis	1	0	2	0
T. Linderbaum	1	0	0	0
D. Duvernay	0	0	1	0
L. Jackson	1	0	0	0
TEAM	4	1	3	0
OPPONENTS	7	3	3	0

* PUNTING	NO.	YDS	AVG	NET	TB	IN	LG	B
J. Stout	16	736	46.0	39.9	2	6	64	0
TEAM	16	736	46.0	39.9	2	6	64	0
OPPONENTS	17	725	42.6	37.9	0	4	56	0

* PUNT RETURNS	RET	FC	YDS	AVG	LONG	TD
D. Duvernay	6	4	81	13.5	43	0
TEAM	6	4	81	13.5	43	0
OPPONENTS	6	5	58	9.7	17	0

* KICKOFF RETURNS	NO.	YDS	AVG	LONG	TD
D. Duvernay	5	183	36.6	103t	1
TEAM	5	183	36.6	103t	1
OPPONENTS	9	211	23.4	42	0

* FIELD GOALS	1-19	20-29	30-39	40-49	50+
J. Tucker	0/0	2/2	1/1	2/2	4/4
TEAM	0/0	2/2	1/1	2/2	4/4
OPPONENTS	0/0	1/1	3/3	2/3	1/1

J. Tucker: (24G) (51G) (56G) (42G, 51G) (37G, 58G, 25G, 43G)  
 OPP: (45WL, 45G) (35G, 50G) (38G, 39G, 21G) (40G)

2-Pt Conv: TM 0-0, OPP 0-2

SACKS: J. Houston 2.0, J. Madubuike 1.5, P. Queen 1.5, O. Oweh 1.0, J. Bynes 1.0, M. Peters 1.0, B. Copeland 1.0, C. Campbell 1.0, J. Pierre-Paul 1.0, (group) 0.0, TM 11.0, OPP 9.0

* PASSING	ATT	CMP	YDS	CMP%	YDS/ATT	TD	TD%	INT	INT%	LONG	SACK/LOST	RATING
L. Jackson	149	95	1,067	63.8	7.2	12	8.1	5	3.4	75t	9/28	97.9
TEAM	149	95	1,067	63.8	7.2	12	8.1	5	3.4	75t	9.0/28	97.9
OPPONENTS	212	138	1,529	65.1	7.2	9	4.2	8	3.8	60t	11.0/78	84.8



# 2022 DEFENSIVE STATISTICS

## 2022 REGULAR SEASON BALTIMORE RAVENS DEFENSIVE STATS (THROUGH WEEK 5)

PLAYER	TOTAL	TKL.	ASST	TFL	SACKS/YDS.	QBH	FR	FF	INT./YDS.	PD
Clark, Chuck	34	21	13	0	0.0/0.0	0	0	1	0/0	0
Williams, Marcus	33	26	7	1	0.0/0.0	0	1	0	3/33	5
Queen, Patrick	31	22	9	2	1.5/9.5	7	0	0	1/11	2
Humphrey, Marlon	22	17	5	0	0.0/0.0	1	1	0	2/26	2
Oweh, Odafe	21	16	5	3	1.0/12.0	2	0	1	0/0	0
Bynes, Josh	20	16	4	1	1.0/7.0	1	0	0	1/0	2
Peters, Marcus	14	10	4	1	1.0/12.0	1	1	1	1/8	4
Campbell, Calais	13	5	8	1	1.0/1.0	4	0	0	0/0	1
Madubuike, Justin	13	6	7	4	1.5/7.5	3	0	0	0/0	2
Harrison, Malik	11	7	4	0	0.0/0.0	0	0	0	0/0	0
Washington, Broderick	10	7	3	1	0.0/0.0	1	0	0	0/0	1
Hamilton, Kyle	9	6	3	0	0.0/0.0	0	0	1	0/0	1
Williams, Damarion	9	7	2	1	0.0/0.0	0	0	0	0/0	2
Stephens, Brandon	7	6	1	0	0.0/0.0	0	0	0	0/0	4
Houston, Justin	6	4	2	2	2.0/14.0	3	0	0	0/0	0
Pierce, Michael	6	4	2	0	0.0/0.0	1	0	1	0/0	0
Pierre-Paul, Jason	6	4	2	1	1.0/8.0	1	0	0	0/0	2
Armour-Davis, Jalyn	5	3	2	1	0.0/0.0	0	0	0	0/0	1
Copeland, Brandon	5	2	3	1	1.0/7.0	1	0	0	0/0	0
Stone, Geno	4	3	1	0	0.0/0.0	0	0	0	0/0	0
Fuller, Kyle	3	3	0	0	0.0/0.0	0	0	0	0/0	0
Jones, Travis	2	1	1	0	0.0/0.0	0	0	0	0/0	0
Urban, Brent	2	2	0	0	0.0/0.0	0	0	0	0/0	1
Means, Steven	1	1	0	0	0.0/0.0	0	0	0	0/0	0
(group)	--	--	--	--	0.0/0.0	--	--	--	--/--	--
<b>TOTALS</b>	<b>287</b>	<b>199</b>	<b>88</b>	<b>20</b>	<b>11.0/78.0</b>	<b>26</b>	<b>3</b>	<b>5</b>	<b>8/78</b>	<b>30</b>

ASST=Assist, TFL=Tackle for a Loss, Int.=Interception, FR=Fumble Recovery, FF=Forced Fumble, PD=Pass Defense

2022 RAVENS SPECIAL TEAMS			
POS.	PLAYER	TTL.	ASST.
LB	Phillips, Del'Shawn	3	2
RB	Hill, Justice	2	2
ILB	Ross, Josh	2	1
S	Stone, Geno	2	1
CB	Armour-Davis, Jalyn	1	1
S	Hamilton, Kyle	1	0
LB	Harrison, Malik	1	0
LS	Moore, Nick	1	1
CB	Seymour, Kevon	1	1
DB	Stephens, Brandon	1	1
K	Tucker, Justin	1	1
WR	Webb, Raleigh	1	0
LB	Welch, Kristian	1	1
CB	Williams, Damarion	1	0
CB	Worley, Daryl	1	0
<b>TOTALS</b>		<b>20</b>	<b>12</b>

DEFENSIVE STATS BY RANK									
SACKS		INTERCEPTIONS		TACKLES FOR LOSS		PASSES DEFENSED		QBH	
PLAYER	NO.	PLAYER	NO.	PLAYER	NO.	PLAYER	NO.	PLAYER	NO.
Houston, Justin	2.0	Williams, Marcus	3	Madubuike, Justin	4	Williams, Marcus	5	Queen, Patrick	7
Madubuike, Justin	1.5	Humphrey, Marlon	2	Oweh, Odafe	3	Peters, Marcus	4	Campbell, Calais	4
Queen, Patrick	1.5	Bynes, Josh	1	Houston, Justin	2	Stephens, Brandon	4	Houston, Justin	3
Bynes, Josh	1.0	Peters, Marcus	1	Queen, Patrick	2	Bynes, Josh	2	Madubuike, Justin	3
Campbell, Calais	1.0	Queen, Patrick	1	Armour-Davis, Jalyn	1	Humphrey, Marlon	2	Oweh, Odafe	2
Copeland, Brandon	1.0			Bynes, Josh	1	Madubuike, Justin	2	Bynes, Josh	1
Oweh, Odafe	1.0			Campbell, Calais	1	Pierre-Paul, Jason	2	Copeland, Brandon	1
Peters, Marcus	1.0			Copeland, Brandon	1	Queen, Patrick	2	Humphrey, Marlon	1
Pierre-Paul, Jason	1.0			Peters, Marcus	1	Williams, Damarion	2	Peters, Marcus	1
				Pierre-Paul, Jason	1	Armour-Davis, Jalyn	1	Pierce, Michael	1
				Washington, Broderick	1	Campbell, Calais	1	Pierre-Paul, Jason	1
				Williams, Damarion	1	Hamilton, Kyle	1	Washington, Broderick	1
				Williams, Marcus	1	Urban, Brent	1		
						Washington, Broderick	1		

FORCED FUMBLES		FUMBLE RECOVERIES	
PLAYER	NO.	PLAYER	NO.
Clark, Chuck	1	Humphrey, Marlon	1
Hamilton, Kyle	1	Peters, Marcus	1
Oweh, Odafe	1	Williams, Marcus	1
Peters, Marcus	1		
Pierce, Michael	1		

# GAME-BY-GAME OFFENSE

2022 REGULAR SEASON RAVENS GAME-BY-GAME OFFENSE																	Totals
09/11 @ NYJ	09/18 MIA	09/25 @ NE	10/02 BUF	10/09 CIN	10/16 @ NYG	10/23 CLE	10/27 @ TB	11/07 @ NO	11/20 CAR	11/27 @ JAX	12/04 DEN	12/11 @ PIT	12/18 @ CLE	12/24 ATL	01/01 PIT	01/08 @ CIN	
<b>FIRST DOWNS</b>																	
Total	13	23	19	22	22												99
Rushing	4	6	8	13	13												44
Passing	8	13	11	7	7												46
Penalty	1	4	0	2	2												9
<b>THIRD DOWNS</b>																	
Attempts	13	10	11	13	11												58
Converted	5	3	5	6	5												24
Percentage	38.5%	30.0%	45.5%	46.2%	45.5%												41.4%
<b>FOURTH DOWNS</b>																	
Attempts	0	3	0	2	1												6
Converted	0	1	0	1	0												2
Percentage	0	33.3%	0	50.0%	0.0%												33.3%
<b>TOT. OFFENSE</b>																	
Net Yards	274	473	394	296	325												1,762
Plays	53	54	59	64	61												291
Avg./Play	5.2	8.8	6.7	4.6	5.3												6.1
<b>RUSHING</b>																	
Net Yards	63	155	188	162	155												723
Rush. Att.	21	25	26	33	28												133
Avg./Att.	3.0	6.2	7.2	4.9	5.5												5.4
<b>PASSING</b>																	
Net Yards	211	318	206	134	170												1,039
Attempts	30	29	29	29	32												149
Completions	17	21	18	20	19												95
Completion Pct	56.7%	72.4%	62.1%	69.0%	59.4%												63.8%
Avg. Gain Per Pass Play	6.6	11.0	6.2	4.3	5.2												6.6
Intercepted	1	0	1	2	1												5
Gross Yards	213	318	218	144	174												1,067
Sacked	2.0	0.0	4.0	2.0	1.0												9.0
Yards Lost	2	0	12	10	4												28
<b>PENALTIES</b>																	
Number	5	1	2	9	6												23
Yards	29	5	10	70	48												162
<b>FUMBLES</b>																	
Number	1	1	1	0	1												4
Lost	0	0	1	0	0												1
<b>PUNTING</b>																	
Yards	291	81	133	152	79												736
Punts	6	2	3	3	2												16
Net Avg.	40.2	36.5	40.0	41.7	39.5												39.9
Gross Avg.	48.5	40.5	44.3	50.7	39.5												46.0
Touchbacks	1	0	0	1	0												2
Punts Blocked	0	0	0	0	0												0
Punt Returns	2	1	2	0	1												6
Punt Return Yards	17	5	55	0	4												81
Punt Return Avg.	8.5	5.0	27.5	0	4.0												13.5
Inside 20	3	0	1	0	2												6
Fair Catches	2	0	0	1	1												4
<b>SCORING</b>																	
Points	24	38	37	20	19												138
Q1	3	7	7	14	3												34
Q2	7	21	7	6	7												48
Q3	14	7	17	0	3												41
Q4	0	3	6	0	6												15
OT	0	0	0	0	0												0
TD Rushing	0	1	1	1	0												3
TD Passing	3	3	4	1	1												12
TD KO Returns	0	1	0	0	0												1
TD Punt Returns	0	0	0	0	0												0
TD Sp. Teams	0	0	0	0	0												0
TD Def. Returns	0	0	0	0	0												0
Total TDs	3	5	5	2	1												16
PAT Attempts	3	5	5	2	1												16
PAT Made	3	5	4	2	1												15
FG Attempts	1	1	1	2	4												9
FG Made	1	1	1	2	4												9
Safety	0	0	0	0	0												0
2-Pt Attempts	0	0	0	0	0												0
2-Pt Made	0	0	0	0	0												0
Time of Possession	27:30	25:13	30:36	38:10	29:59												151:28
<b>KICKOFFS</b>																	
Kickoff Returns	0	1	1	2	1												5
Kickoff Return Yards	0	103	25	40	15												183
Kickoff Return Avg.	0	103.0	25.0	20.0	15.0												36.6



# GAME-BY-GAME DEFENSE

2022 REGULAR SEASON RAVENS GAME-BY-GAME DEFENSE																		
	09/11 @ NYJ	09/18 MIA	09/25 @ NE	10/02 BUF	10/09 CIN	10/16 @ NYG	10/23 CLE	10/27 @ TB	11/07 @ NO	11/20 CAR	11/27 @ JAX	12/04 DEN	12/11 @ PIT	12/18 @ CLE	12/24 ATL	01/01 PIT	01/08 @ CIN	Totals
<b>FIRST DOWNS</b>																		
Total	24	27	22	22	20													115
Rushing	3	5	10	7	7													32
Passing	18	22	12	14	10													76
Penalty	3	0	0	1	3													7
<b>THIRD DOWNS</b>																		
Attempts	14	11	9	11	10													55
Converted	2	7	2	4	4													19
Percentage	14.3%	63.6%	22.2%	36.4%	40.0%													34.5%
<b>FOURTH DOWNS</b>																		
Attempts	4	2	2	1	1													10
Converted	3	2	1	1	0													7
Percentage	75.0%	100.0%	50.0%	100.0%	0.0%													70.0%
<b>TOT. OFFENSE</b>																		
Net Yards	380	547	447	326	291													1,991
Plays	79	69	63	62	59													332
Avg./Play	4.8	7.9	7.1	5.3	4.9													6.0
<b>RUSHING</b>																		
Net Yards	83	86	145	125	101													540
Rush. Att.	17	18	28	25	21													109
Avg./Att.	4.9	4.8	5.2	5.0	4.8													5.0
<b>PASSING</b>																		
Net Yards	297	461	302	201	190													1,451
Attempts	59	50	32	36	35													212
Completions	37	36	22	19	24													138
Completion Pct	62.7%	72.0%	68.8%	52.8%	68.6%													65.1%
Avg. Gain Per Pass Play	4.8	9.0	8.6	5.4	5.0													6.5
Intercepted	1	2	3	1	1													8
Gross Yards	309	469	321	213	217													1,529
Sacked	3.0	1.0	3.0	1.0	3.0													11.0
Yards Lost	12	8	19	12	27													78
<b>PENALTIES</b>																		
Number	6	8	3	4	4													25
Yards	81	51	16	31	20													199
<b>FUMBLES</b>																		
Number	2	0	3	2	0													7
Lost	1	0	1	1	0													3
<b>PUNTING</b>																		
Yards	253	82	100	136	154													725
Punts	6	2	2	3	4													17
Net Avg.	39.3	38.5	22.5	45.3	37.5													37.9
Gross Avg.	42.2	41.0	50.0	45.3	38.5													42.6
Touchbacks	0	0	0	0	0													0
Punts Blocked	0	0	0	0	0													0
Punt Returns	2	1	2	1	0													6
Punt Return Yards	30	8	13	7	0													58
Punt Return Avg.	15.0	8.0	6.5	7.0	0													9.7
Inside 20	2	1	0	1	0													4
Fair Catches	3	0	0	0	2													5
<b>SCORING</b>																		
Points	9	42	26	23	17													117
Q1	0	0	0	3	0													3
Q2	3	7	13	7	10													40
Q3	0	7	7	10	0													24
Q4	6	28	6	3	7													50
OT	0	0	0	0	0													0
TD Rushing	0	0	3	1	1													5
TD Passing	1	6	0	1	1													9
TD KO Returns	0	0	0	0	0													0
TD Punt Returns	0	0	0	0	0													0
TD Sp. Teams	0	0	0	0	0													0
TD Def. Returns	0	0	0	0	0													0
Total TDs	1	6	3	2	2													14
PAT Attempts	1	6	3	2	2													14
PAT Made	0	6	2	2	2													12
FG Attempts	2	0	2	3	1													8
FG Made	1	0	2	3	1													7
Safety	0	0	0	0	0													0
2-Pt Attempts	0	0	1	0	0													1
2-Pt Made	0	0	0	0	0													0
Time of Possession	32:30	34:47	29:24	21:50	30:01													148:32
<b>KICKOFFS</b>																		
Kickoff Returns	2	1	2	2	2													9
Kickoff Return Yards	48	18	45	46	54													211
Kickoff Return Avg.	24.0	18.0	22.5	23.0	27.0													23.4

# LONGEST PLAYS FROM SCRIMMAGE

RAVENS					OPPONENT									
DATE	OPPONENT	QTR	RAVENS PLAYER	YARDS	SCORE	DATE	OPPONENT	QTR	OPP. PLAYER	YARDS	SCORE			
09/18	Miami	3	Lamar Jackson run	79T	L, 42-38	09/18	Miami	4	Tua Tagovailoa -> Tyreek Hill	60T	L, 38-42			
09/18	Miami	2	Lamar Jackson -> Rashod Bateman	75T	L, 42-38	09/18	Miami	2	Tua Tagovailoa -> Jaylen Waddle	59	L, 38-42			
09/11	at N.Y. Jets	3	Lamar Jackson -> Rashod Bateman	55T	W, 24-9	09/18	Miami	4	Tua Tagovailoa -> Tyreek Hill	48T	L, 38-42			
09/25	at New England	3	Lamar Jackson run	38	W, 37-26	09/25	at New England	1	Mac Jones -> DeVante Parker	40	W, 26-37			
09/25	at New England	4	Lamar Jackson -> Rashod Bateman	35	W, 37-26	09/25	at New England	3	Mac Jones -> DeVante Parker	36	W, 26-37			
09/18	Miami	2	Lamar Jackson -> Isaiah Likely	34	L, 42-38	09/18	Miami	3	Tua Tagovailoa -> Jaylen Waddle	33	L, 38-42			
09/25	at New England	3	Justice Hill run	34	W, 37-26	10/09	Cincinnati	2	Joe Burrow -> Mike D. Thomas	33	W, 17-19			
09/18	Miami	4	Lamar Jackson -> Devin Duvernay	26	L, 42-38	09/25	at New England	1	Mac Jones -> DeVante Parker	31	W, 26-37			
09/11	at N.Y. Jets	2	Lamar Jackson -> Devin Duvernay	25T	W, 24-9	09/18	Miami	4	Chase Edmonds run	28	L, 38-42			
09/18	Miami	2	Lamar Jackson -> Mark Andrews	25	L, 42-38	09/25	at New England	4	Mac Jones -> Nelson Agholor	28	W, 26-37			
09/25	at New England	4	Lamar Jackson -> Mark Andrews	25	W, 37-26	09/25	at New England	4	Mac Jones -> Kendrick Bourne	26	W, 26-37			
						09/25	at New England	3	Mac Jones -> DeVante Parker	25	W, 26-37			
<b>TOTALS</b>					<b>11 - 451 (41.0), 4 TDS (3 RUNS, 1 TD, 8 PASSES, 3 TDS)</b>					<b>12 - 447 (37.3), 2 TDS (1 RUN, 0 TDS, 11 PASSES, 2 TDS)</b>				



# TEAM SUPERLATIVES

HIGH	DATE	OPPONENT	OFFENSIVE CATEGORY	OPPONENT	DATE	LOW
38	9/18	vs. Miami	<b>Points</b>	vs. Cincinnati	10/9	19
21	9/18	vs. Miami	<b>Points in a Quarter</b>	vs. Buffalo ...1 more at 0.	10/2	0
28	9/18	vs. Miami	<b>Points in a Half</b>	vs. Buffalo	10/2	0
5	9/25	at New England ...1 more at 5.	<b>Total Touchdowns</b>	vs. Cincinnati	10/9	1
64	10/2	vs. Buffalo	<b>Total Plays</b>	at N.Y. Jets	9/11	53
473	9/18	vs. Miami	<b>Total Net Yards</b>	at N.Y. Jets	9/11	274
23	9/18	vs. Miami	<b>Total First Downs</b>	at N.Y. Jets	9/11	13
13	10/9	vs. Cincinnati ...1 more at 13.	<b>First Downs Rushing</b>	at N.Y. Jets	9/11	4
13	9/18	vs. Miami	<b>First Downs Passing</b>	vs. Cincinnati ...1 more at 7.	10/9	7
4	9/18	vs. Miami	<b>First Down Penalties</b>	at New England	9/25	0
46%	10/2	vs. Buffalo	<b>Third Down Efficiency</b>	vs. Miami	9/18	30%
8.8	9/18	vs. Miami	<b>Average Yards Per Play</b>	vs. Buffalo	10/2	4.6
188	9/25	at New England	<b>Total Net Yards Rushing</b>	at N.Y. Jets	9/11	63
33	10/2	vs. Buffalo	<b>Rushing Attempts</b>	at N.Y. Jets	9/11	21
7.2	9/25	at New England	<b>Rushing Average Yards</b>	at N.Y. Jets	9/11	3
1	10/2	vs. Buffalo ...2 more at 1.	<b>Rushing Touchdowns</b>	vs. Cincinnati ...1 more at 0.	10/9	0
318	9/18	vs. Miami	<b>Total Net Yards Passing</b>	vs. Buffalo	10/2	134
32	10/9	vs. Cincinnati	<b>Passing Attempts</b>	vs. Buffalo ...2 more at 29.	10/2	29
21	9/18	vs. Miami	<b>Passing Completions</b>	at N.Y. Jets	9/11	17
4	9/25	at New England	<b>Passing Touchdowns</b>	vs. Cincinnati ...1 more at 1.	10/9	1
11	9/18	vs. Miami	<b>Passing Yards Average</b>	vs. Buffalo	10/2	4.3
2	10/2	vs. Buffalo	<b>Passes Thrown for Interception</b>	vs. Miami	9/18	0
4	9/25	at New England	<b>Times Sacked</b>	vs. Miami	9/18	0
12	9/25	at New England	<b>Sack Yards Lost</b>	vs. Miami	9/18	0
6	9/11	at N.Y. Jets	<b>Total Punts</b>	vs. Cincinnati ...1 more at 2.	10/9	2
291	9/11	at N.Y. Jets	<b>Total Punt Yards</b>	vs. Cincinnati	10/9	79
50.7	10/2	vs. Buffalo	<b>Punt Gross Average Yards</b>	vs. Cincinnati	10/9	39.5
41.7	10/2	vs. Buffalo	<b>Punt Net Average Yards</b>	vs. Miami	9/18	36.5
2	9/25	at New England ...1 more at 2.	<b>Punt Returns</b>	vs. Buffalo	10/2	0
55	9/25	at New England	<b>Punt Return Yards</b>	vs. Buffalo	10/2	0
27.5	9/25	at New England	<b>Punt Return Yards Average</b>	vs. Buffalo	10/2	0.0
2	10/2	vs. Buffalo	<b>Kickoff Returns</b>	at N.Y. Jets	9/11	0
103	9/18	vs. Miami	<b>Kickoff Return Yards</b>	at N.Y. Jets	9/11	0
9	10/2	vs. Buffalo	<b>Total Penalties</b>	vs. Miami	9/18	1
70	10/2	vs. Buffalo	<b>Penalty Yards</b>	vs. Miami	9/18	5
1	10/9	vs. Cincinnati ...3 more at 1.	<b>Total Fumbles</b>	vs. Buffalo	10/2	0
1	9/25	at New England	<b>Fumbles Lost</b>	vs. Cincinnati ...3 more at 0.	10/9	0
38:10	10/2	vs. Buffalo	<b>Time of Possession</b>	vs. Miami	9/18	25:13
2	10/2	vs. Buffalo ...1 more at 2.	<b>Turnovers</b>	vs. Miami	9/18	0
78,827	9/11	at N.Y. Jets	<b>Attendance</b>	at New England	9/25	65,878



# TEAM SUPERLATIVES

HIGH	DATE	OPPONENT	DEFENSIVE CATEGORY	OPPONENT	DATE	LOW
42	9/18	vs. Miami	<b>Points</b>	at N.Y. Jets	9/11	9
28	9/18	vs. Miami	<b>Points in a Quarter</b>	vs. Cincinnati ...3 more at 0.	10/9	0
35	9/18	vs. Miami	<b>Points in a Half</b>	at N.Y. Jets	9/11	3
6	9/18	vs. Miami	<b>Total Touchdowns</b>	at N.Y. Jets	9/11	1
79	9/11	at N.Y. Jets	<b>Total Plays</b>	vs. Cincinnati	10/9	59
547	9/18	vs. Miami	<b>Total Net Yards</b>	vs. Cincinnati	10/9	291
27	9/18	vs. Miami	<b>Total First Downs</b>	vs. Cincinnati	10/9	20
10	9/25	at New England	<b>First Downs Rushing</b>	at N.Y. Jets	9/11	3
22	9/18	vs. Miami	<b>First Downs Passing</b>	vs. Cincinnati	10/9	10
3	10/9	vs. Cincinnati ...1 more at 3.	<b>First Down Penalties</b>	at New England ...1 more at 0.	9/25	0
64%	9/18	vs. Miami	<b>Third Down Efficiency</b>	at N.Y. Jets	9/11	14%
7.9	9/18	vs. Miami	<b>Average Yards Per Play</b>	at N.Y. Jets	9/11	4.8
145	9/25	at New England	<b>Total Net Yards Rushing</b>	at N.Y. Jets	9/11	83
28	9/25	at New England	<b>Rushing Attempts</b>	at N.Y. Jets	9/11	17
5.2	9/25	at New England	<b>Rushing Average Yards</b>	vs. Cincinnati ...1 more at 4.8.	10/9	4.8
3	9/25	at New England	<b>Rushing Touchdowns</b>	vs. Miami ...1 more at 0.	9/18	0
461	9/18	vs. Miami	<b>Total Net Yards Passing</b>	vs. Cincinnati	10/9	190
59	9/11	at N.Y. Jets	<b>Passing Attempts</b>	at New England	9/25	32
37	9/11	at N.Y. Jets	<b>Passing Completions</b>	vs. Buffalo	10/2	19
6	9/18	vs. Miami	<b>Passing Touchdowns</b>	at New England	9/25	0
9	9/18	vs. Miami	<b>Passing Yards Average</b>	at N.Y. Jets	9/11	4.8
3	9/25	at New England	<b>Passes Thrown for Interception</b>	vs. Cincinnati ...2 more at 1.	10/9	1
3	10/9	vs. Cincinnati ...2 more at 3.	<b>QB Sacks</b>	vs. Buffalo ...1 more at 1.	10/2	1
27	10/9	vs. Cincinnati	<b>Sack Yards Lost</b>	vs. Miami	9/18	8
6	9/11	at N.Y. Jets	<b>Total Punts</b>	at New England ...1 more at 2.	9/25	2
253	9/11	at N.Y. Jets	<b>Total Punt Yards</b>	vs. Miami	9/18	82
50	9/25	at New England	<b>Punt Gross Average Yards</b>	vs. Cincinnati	10/9	38.5
45.3	10/2	vs. Buffalo	<b>Punt Net Average Yards</b>	at New England	9/25	22.5
2	9/25	at New England ...1 more at 2.	<b>Punt Returns</b>	vs. Cincinnati	10/9	0
30	9/11	at N.Y. Jets	<b>Punt Return Yards</b>	vs. Cincinnati	10/9	0
15.0	9/11	at N.Y. Jets	<b>Punt Return Yards Average</b>	vs. Cincinnati	10/9	0.0
2	10/9	vs. Cincinnati ...3 more at 2.	<b>Kickoff Returns</b>	vs. Miami	9/18	1
54	10/9	vs. Cincinnati	<b>Kickoff Return Yards</b>	vs. Miami	9/18	18
8	9/18	vs. Miami	<b>Total Penalties</b>	at New England	9/25	3
81	9/11	at N.Y. Jets	<b>Penalty Yards</b>	at New England	9/25	16
3	9/25	at New England	<b>Total Fumbles</b>	vs. Cincinnati ...1 more at 0.	10/9	0
1	10/2	vs. Buffalo ...2 more at 1.	<b>Fumbles Lost</b>	vs. Cincinnati ...1 more at 0.	10/9	0
34:47	9/18	vs. Miami	<b>Time of Possession</b>	vs. Buffalo	10/2	21:50
4	9/25	at New England	<b>Turnovers</b>	vs. Cincinnati	10/9	1
78,827	9/11	at N.Y. Jets	<b>Attendance</b>	at New England	9/25	65,878



# INDIVIDUAL SUPERLATIVES

CATEGORY	2022 RAVENS INDIVIDUAL BEST	GAME	DATE	OPPONENT INDIVIDUAL BEST	GAME	DATE
<b>Touchdowns</b>	2 J.K. Dobbins ...2 more.	vs. BUF	10/02	2 Tyreek Hill ...1 more.	vs. MIA	09/18
<b>Passes Attempted</b>	32 Lamar Jackson	vs. CIN	10/09	59 Joe Flacco	at NYJ	09/11
<b>Passes Completed</b>	21 Lamar Jackson	vs. MIA	09/18	37 Joe Flacco	at NYJ	09/11
<b>Completion Percentage</b>	72.4 Lamar Jackson	vs. MIA	09/18	72.0 Tua Tagovailoa	vs. MIA	09/18
<b>Passing Yards</b>	318 Lamar Jackson	vs. MIA	09/18	469 Tua Tagovailoa	vs. MIA	09/18
<b>Yards Per Attempt</b>	11.0 Lamar Jackson	vs. MIA	09/18	10.0 Mac Jones	at NE	09/25
<b>Touchdown Passes</b>	4 Lamar Jackson	at NE	09/25	6 Tua Tagovailoa	vs. MIA	09/18
<b>Receptions</b>	9 Mark Andrews	vs. MIA	09/18	11 Tyreek Hill ...1 more.	vs. MIA	09/18
<b>Receiving Yards</b>	108 Rashod Bateman	vs. MIA	09/18	190 Tyreek Hill	vs. MIA	09/18
<b>Touchdown Receptions</b>	2 Mark Andrews ...1 more.	at NE	09/25	2 Tyreek Hill ...1 more.	vs. MIA	09/18
<b>Rushing Yards</b>	119 Lamar Jackson	vs. MIA	09/18	78 Joe Mixon	vs. CIN	10/09
<b>Rushing Attempts</b>	13 J.K. Dobbins	vs. BUF	10/02	14 Joe Mixon	vs. CIN	10/09
<b>Rushing Average</b>	13.2 Lamar Jackson	vs. MIA	09/18	6.4 Josh Allen	vs. BUF	10/02
<b>Rushing Touchdowns</b>	1 J.K. Dobbins ...2 more.	vs. BUF	10/02	1 Joe Burrow ...4 more.	vs. CIN	10/09
<b>Yards From Scrimmage</b>	119 Lamar Jackson	vs. MIA	09/18	190 Tyreek Hill	vs. MIA	09/18
<b>Combined Net Yards</b>	150 Devin Duvernay	vs. MIA	09/18	190 Tyreek Hill	vs. MIA	09/18
<b>Interceptions Made</b>	2 Marcus Williams	vs. MIA	09/18	2 Jordan Poyer	vs. BUF	10/02
<b>Interceptions Thrown</b>	2 Lamar Jackson	vs. BUF	10/02	3 Mac Jones	at NE	09/25
<b>INT Return Yards</b>	33 Marcus Williams	at NYJ	09/11	15 Jonathan Jones	at NE	09/25
<b>Tackles</b>	12 Marcus Williams	at NYJ	09/11	13 Matt Milano	vs. BUF	10/02
<b>Sacks</b>	1.0 Josh Bynes ...9 more.	vs. CIN	10/09	3.0 Deatrich Wise Jr.	at NE	09/25
<b>Punts</b>	6 Jordan Stout	at NYJ	09/11	6 Braden Mann	at NYJ	09/11
<b>Punts Inside the 20</b>	3 Jordan Stout	at NYJ	09/11	2 Braden Mann	at NYJ	09/11
<b>Punting Average</b>	50.7 Jordan Stout	vs. BUF	10/02	50.0 Jake Bailey	at NE	09/25
<b>Punt Returns</b>	2 Devin Duvernay ...1 more.	at NE	09/25	2 Myles Bryant ...1 more.	at NE	09/25
<b>Punt Return Yards</b>	55 Devin Duvernay	at NE	09/25	30 Braxton Berrios	at NYJ	09/11
<b>Kickoff Returns</b>	2 Devin Duvernay	vs. BUF	10/02	2 Chris Evans ...3 more.	vs. CIN	10/09
<b>Kickoff Return Yards</b>	103 Devin Duvernay	vs. MIA	09/18	54 Chris Evans	vs. CIN	10/09
<b>Field Goals Attempted</b>	4 Justin Tucker	vs. CIN	10/09	3 Tyler Bass	vs. BUF	10/02
<b>Field Goals Made</b>	4 Justin Tucker	vs. CIN	10/09	3 Tyler Bass	vs. BUF	10/02

CATEGORY	2022 RAVENS LONGEST PLAYS	GAME	DATE	OPPONENT INDIVIDUAL	GAME	DATE
<b>Run From Scrimmage</b>	79 Lamar Jackson	vs. MIA	09/18	28 Chase Edmonds	vs. MIA	09/18
<b>Touchdown Run</b>	79 Lamar Jackson	vs. MIA	09/18	11 Josh Allen	vs. BUF	10/02
<b>Passing Long</b>	75 Lamar Jackson	vs. MIA	09/18	60 Tua Tagovailoa	vs. MIA	09/18
<b>Touchdown Pass Long</b>	75 Lamar Jackson	vs. MIA	09/18	60 Tua Tagovailoa	vs. MIA	09/18
<b>Longest Reception</b>	75 Rashod Bateman	vs. MIA	09/18	60 Tyreek Hill	vs. MIA	09/18
<b>Touchdown Reception</b>	75 Rashod Bateman	vs. MIA	09/18	60 Tyreek Hill	vs. MIA	09/18
<b>Interception Return</b>	33 Marcus Williams	at NYJ	09/11	15 Jonathan Jones	at NE	09/25
<b>Longest Own Fumble Return</b>	12 Devin Duvernay	vs. CIN	10/09			
<b>Longest Opponent's Fumble Return</b>				12 Jabrill Peppers	at NE	09/25
<b>Punt Return</b>	43 Devin Duvernay	at NE	09/25	17 Braxton Berrios	at NYJ	09/11
<b>Kickoff Return</b>	103 Devin Duvernay	vs. MIA	09/18	42 Isaiah McKenzie	vs. BUF	10/02
<b>Punt</b>	64 Jordan Stout	at NYJ	09/11	56 Sam Martin ...1 more.	vs. BUF	10/02
<b>Field Goal</b>	58 Justin Tucker	vs. CIN	10/09	50 Nick Folk	at NE	09/25
<b>Field Goal Attempt</b>	58 Justin Tucker	vs. CIN	10/09	50 Nick Folk	at NE	09/25

# TURNOVER TABLE

DATE	OPPONENT	FORCED TURNOVERS			TURNOVERS CONVERTED					OUTCOME	
		FUM	INTS	TOTAL	TD	FG	PTS.	PTS. PCT.	TD PCT.	NET DIFF.	RESULT
09/11	Baltimore	1	1	2	0	1	3	50.0	0.0	+1	W
	at N.Y. Jets	0	1	1	1	0	6	100.0	100.0	-1	L
09/18	Baltimore	0	2	2	1	0	7	50.0	100.0	+2	L
	Miami	0	0	0	0	0	0	0.0	0.0	-2	W
09/25	Baltimore	1	3	4	1	1	9	50.0	50.0	+2	W
	at New England	1	1	2	1	0	7	50.0	100.0	-2	L
10/02	Baltimore	1	1	2	1	1	10	100.0	50.0	0	L
	Buffalo	0	2	2	0	1	3	50.0	0.0	0	W
10/09	Baltimore	0	1	1	0	1	3	100.0	0.0	0	W
	Cincinnati	0	1	1	1	0	7	100.0	100.0	0	L
10/16	at N.Y. Giants	--	--	--	--	--	--	--	--	--	--
10/23	Cleveland	--	--	--	--	--	--	--	--	--	--
10/27	at Tampa Bay	--	--	--	--	--	--	--	--	--	--
11/07	at New Orleans	--	--	--	--	--	--	--	--	--	--
11/20	Carolina	--	--	--	--	--	--	--	--	--	--
11/27	at Jacksonville	--	--	--	--	--	--	--	--	--	--
12/04	Denver	--	--	--	--	--	--	--	--	--	--
12/11	at Pittsburgh	--	--	--	--	--	--	--	--	--	--
Sat./Sun., at Cleveland		--	--	--	--	--	--	--	--	--	--
Dec. 17/18 - TBD											
12/24	Atlanta	--	--	--	--	--	--	--	--	--	--
01/01	Pittsburgh	--	--	--	--	--	--	--	--	--	--
Sat./Sun., at Cincinnati		--	--	--	--	--	--	--	--	--	--
Jan. 7/8 - TBD											
	<b>RAVENS</b>	<b>3</b>	<b>8</b>	<b>11</b>	<b>3</b>	<b>4</b>	<b>32</b>	<b>63.6</b>	<b>42.9</b>	<b>+5</b>	<b>3-2</b>
	<b>OPPONENTS</b>	<b>1</b>	<b>5</b>	<b>6</b>	<b>3</b>	<b>1</b>	<b>23</b>	<b>66.7</b>	<b>75.0</b>	<b>-5</b>	<b>2-3</b>



# INSIDE THE 20

RAVENS																			
Date	Opponent	Pos	TD	PAT	2-Pt.	Miss		FG	FGA	Blk/ MFG	INT	Fum	Dwns	Drive Ends		Pts	TD%	Score	
						PAT								Half	Game			Pct.	Pts/Poss
09/11	at N.Y. Jets	2	1	1	0	0		1	1	0	0	0	0	0	0	10	50.0	100.0	5.0
09/18	Miami	3	2	2	0	0		0	0	0	0	0	1	0	0	14	66.7	66.7	4.7
09/25	at New England	5	5	4	0	1		0	0	0	0	0	0	0	0	34	100.0	100.0	6.8
10/02	Buffalo	4	2	2	0	0		1	1	0	1	0	0	0	0	17	50.0	75.0	4.3
10/09	Cincinnati	3	1	1	0	0		2	2	0	0	0	0	0	0	13	33.3	100.0	4.3
10/16	at N.Y. Giants	--	--	--	--	--		--	--	--	--	--	--	--	--	--	--	--	--
10/23	Cleveland	--	--	--	--	--		--	--	--	--	--	--	--	--	--	--	--	--
10/27	at Tampa Bay	--	--	--	--	--		--	--	--	--	--	--	--	--	--	--	--	--
11/07	at New Orleans	--	--	--	--	--		--	--	--	--	--	--	--	--	--	--	--	--
11/20	Carolina	--	--	--	--	--		--	--	--	--	--	--	--	--	--	--	--	--
11/27	at Jacksonville	--	--	--	--	--		--	--	--	--	--	--	--	--	--	--	--	--
12/04	Denver	--	--	--	--	--		--	--	--	--	--	--	--	--	--	--	--	--
12/11	at Pittsburgh	--	--	--	--	--		--	--	--	--	--	--	--	--	--	--	--	--
12/18	at Cleveland	--	--	--	--	--		--	--	--	--	--	--	--	--	--	--	--	--
12/24	Atlanta	--	--	--	--	--		--	--	--	--	--	--	--	--	--	--	--	--
01/01	Pittsburgh	--	--	--	--	--		--	--	--	--	--	--	--	--	--	--	--	--
01/08	at Cincinnati	--	--	--	--	--		--	--	--	--	--	--	--	--	--	--	--	--
<b>TOTALS</b>		<b>17</b>	<b>11</b>	<b>10</b>	<b>0</b>	<b>1</b>		<b>4</b>	<b>4</b>	<b>0</b>	<b>1</b>	<b>0</b>	<b>1</b>	<b>0</b>	<b>0</b>	<b>88</b>	<b>64.7</b>	<b>88.2</b>	<b>5.2</b>

OPPONENT																			
Date	Opponent	Pos	TD	PAT	2-Pt.	Miss		FG	FGA	Blk/ MFG	INT	Fum	Dwns	Drive Ends		Pts	TD%	Score	
						PAT								Half	Game			Pct.	Pts/Poss
09/11	at N.Y. Jets	2	1	0	0	1		0	0	0	0	0	1	0	0	6	50.0	50.0	3.0
09/18	Miami	4	4	4	0	0		0	0	0	0	0	0	0	0	28	100.0	100.0	7.0
09/25	at New England	5	3	2	0	0		1	1	0	1	0	0	0	0	23	60.0	80.0	4.6
10/02	Buffalo	3	2	2	0	0		1	1	0	0	0	0	0	0	17	66.7	100.0	5.7
10/09	Cincinnati	3	2	2	0	0		0	0	0	0	0	1	0	0	14	66.7	66.7	4.7
10/16	at N.Y. Giants	--	--	--	--	--		--	--	--	--	--	--	--	--	--	--	--	--
10/23	Cleveland	--	--	--	--	--		--	--	--	--	--	--	--	--	--	--	--	--
10/27	at Tampa Bay	--	--	--	--	--		--	--	--	--	--	--	--	--	--	--	--	--
11/07	at New Orleans	--	--	--	--	--		--	--	--	--	--	--	--	--	--	--	--	--
11/20	Carolina	--	--	--	--	--		--	--	--	--	--	--	--	--	--	--	--	--
11/27	at Jacksonville	--	--	--	--	--		--	--	--	--	--	--	--	--	--	--	--	--
12/04	Denver	--	--	--	--	--		--	--	--	--	--	--	--	--	--	--	--	--
12/11	at Pittsburgh	--	--	--	--	--		--	--	--	--	--	--	--	--	--	--	--	--
12/18	at Cleveland	--	--	--	--	--		--	--	--	--	--	--	--	--	--	--	--	--
12/24	Atlanta	--	--	--	--	--		--	--	--	--	--	--	--	--	--	--	--	--
01/01	Pittsburgh	--	--	--	--	--		--	--	--	--	--	--	--	--	--	--	--	--
01/08	at Cincinnati	--	--	--	--	--		--	--	--	--	--	--	--	--	--	--	--	--
<b>TOTALS</b>		<b>17</b>	<b>12</b>	<b>10</b>	<b>0</b>	<b>1</b>		<b>2</b>	<b>2</b>	<b>0</b>	<b>1</b>	<b>0</b>	<b>2</b>	<b>0</b>	<b>0</b>	<b>88</b>	<b>70.6</b>	<b>82.4</b>	<b>5.2</b>

# FIRST DOWNS GAINED

2022 : REGULAR SEASON

(AS OF OCT 11, 2022, 3:49 PM EDT)

PLAYER	RUSH	REC.	TOTAL	3RD DOWN CONVERSION	4TH DOWN CONVERSION
Mark Andrews	1	21	22	6	1
Lamar Jackson	20	0	20	8	1
J.K. Dobbins	10	3	13	0	0
Devin Duvernay	2	10	12	5	0
Justice Hill	6	1	7	1	0
Rashod Bateman	0	6	6	2	0
Kenyan Drake	2	1	3	0	0
Patrick Ricard	2	0	2	2	0
Demarcus Robinson	0	2	2	0	0
Mike Davis	1	0	1	0	0
Isaiah Likely	0	1	1	0	0
Josh Oliver	0	1	1	0	0
Team (by penalty)	--	--	9	--	--
<b>2022 TOTALS</b>	<b>44</b>	<b>46</b>	<b>99</b>	<b>24</b>	<b>2</b>

# COMPLETIONS BY DISTANCE

## 2022 REGULAR SEASON

DATE	OPPONENT	QUARTERBACK	LOSS	0-9	10-19	20-29	30-39	40-49	50+
9/11	at N.Y. Jets	Jackson	--	9	6 (1)	1 (1)	--	--	1 (1)
9/18	Miami	Jackson	--	10 (1)	7 (1)	2	1	--	1 (1)
9/25	at New England	Jackson	--	9 (3)	5 (1)	3	1	--	--
10/2	Buffalo	Jackson	1	14 (1)	3	2	--	--	--
10/9	Cincinnati	Jackson	--	14	3 (1)	2	--	--	--
10/16	at N.Y. Giants	--	--	--	--	--	--	--	--
10/23	Cleveland	--	--	--	--	--	--	--	--
10/27	at Tampa Bay	--	--	--	--	--	--	--	--
11/7	at New Orleans	--	--	--	--	--	--	--	--
11/20	Carolina	--	--	--	--	--	--	--	--
11/27	at Jacksonville	--	--	--	--	--	--	--	--
12/4	Denver	--	--	--	--	--	--	--	--
12/11	at Pittsburgh	--	--	--	--	--	--	--	--
12/18	at Cleveland	--	--	--	--	--	--	--	--
12/24	Atlanta	--	--	--	--	--	--	--	--
1/1	Pittsburgh	--	--	--	--	--	--	--	--
1/8	at Cincinnati	--	--	--	--	--	--	--	--
<b>PLAYER TOTALS</b>		Jackson	1	56 (5)	24 (4)	10 (1)	2	--	2 (2)
<b>TEAM TOTALS</b>			<b>1</b>	<b>56 (5)</b>	<b>24 (4)</b>	<b>10 (1)</b>	<b>2</b>	<b>--</b>	<b>2 (2)</b>





# THE LAST TIME IT HAPPENED

## BY RAVENS

## BY OPPONENT

### RUSHING

* Never Has Happened *	300 YARDS RUSHING	* Never Has Happened *
204 YDs, Ray Rice @ Cleveland, 12/04/11	200 YARDS RUSHING	* Never Has Happened *
107 YDs, Lamar Jackson @ New England, 09/25/22	100 YARDS RUSHING	110 YDs, Dalvin Cook vs. Minnesota, 11/07/21
107 YDs, Lamar Jackson @ New England, 09/25/22	75+ YARD RUSHING	78 YDs, Joe Mixon vs. Cincinnati, 10/09/22
* Never Has Happened *	FIVE TOUCHDOWNS RUSHING	* Never Has Happened *
* Never Has Happened *	FOUR TOUCHDOWNS RUSHING	* Never Has Happened *
3 TDs, Mark Ingram II: (2, 19, 1) @ Kansas City, 09/22/19	THREE TOUCHDOWNS RUSHING	3 TDs, Nick Chubb: (14, 2, 88) vs. Cleveland, 09/29/19
2 TDs, Tyler Huntley: (3, 8) vs. Green Bay, 12/19/21	TWO TOUCHDOWNS RUSHING	2 TDs, Josh Jacobs: (2, 15) @ Las Vegas, 09/13/21
Lamar Jackson: (5, 17)/Gus Edwards: (11, 19) @ Cleveland, 12/14/20	TWO PLAYERS WITH TWO TD RUSHING	* Never Has Happened *
404 YDs, Baltimore 38, Cincinnati 3 @ Cincinnati, 01/03/21	OVER 400 YARDS RUSHING (TEAM)	* Never Has Happened *
308 YDs, Baltimore 48, Detroit 3 vs. Detroit, 12/13/09	300-399 YARDS RUSHING (TEAM)	* Never Has Happened *
249 YDs, Pittsburgh 16, Baltimore 13 vs. Pittsburgh, 01/09/22	200-299 YARDS RUSHING (TEAM)	231 YDs, Chicago 27, Baltimore 24 vs. Chicago, 10/15/17

## BY RAVENS

## BY OPPONENT

### RECEIVING

108 YDs/104 YDs, Rashod Bateman/Mark Andrews vs. Miami, 09/18/22	TWO 100-YARD RECEIVERS	190 YDs/171 YDs, Tyreek Hill/Jaylen Waddle vs. Miami, 09/18/22
258 YDs, Qadry Ismail @ Pittsburgh, 12/12/99	200 YARDS RECEIVING	201 YDs, Ja'Marr Chase vs. Cincinnati, 10/24/21
186 YDs, Steve Smith vs. Cincinnati, 09/27/15	150 YARDS RECEIVING	156 YDs, DeVante Parker @ New England, 09/25/22
108 YDs/104 YDs, Rashod Bateman/Mark Andrews vs. Miami, 09/18/22	100 YARDS RECEIVING	156 YDs, DeVante Parker @ New England, 09/25/22
* Never Has Happened *	FIVE TOUCHDOWN RECEPTIONS	* Never Has Happened *
4 TDs, Marcus Robinson: (13, 50, 25, 9) vs. Seattle, 11/23/03	FOUR TOUCHDOWN RECEPTIONS	* Never Has Happened *
3 TDs, Torrey Smith: (74, 41, 18) @ St. Louis, 09/25/11	THREE TOUCHDOWN RECEPTIONS	3 TDs, A.J. Green: (4, 32, 7) @ Cincinnati, 09/13/18
2 TDs, Mark Andrews: (5, 16) @ New England, 09/25/22	TWO TOUCHDOWN RECEPTIONS	2 TDs/2 TDs, Jaylen Waddle: (6, 7)/Tyreek Hill: (48, 60) vs. Miami, 09/18/22
Marquise Brown: (43, 5)/Mark Andrews: (5, 4) vs. Indianapolis, 10/11/21	TWO PLAYERS WITH TWO TD RECEPTIONS	Jaylen Waddle: (6, 7)/Tyreek Hill: (48, 60) vs. Miami, 09/18/22

## BY RAVENS

## BY OPPONENT

### PASSING

* Never Has Happened *	500 YARDS PASSING	525 YDs, Joe Burrow @ Cincinnati, 12/26/21
442 YDs, Lamar Jackson vs. Indianapolis, 10/11/21	400 YARDS PASSING	469 YDs, Tua Tagovailoa vs. Miami, 09/18/22
318 YDs, Lamar Jackson vs. Miami, 09/18/22	300 YARDS PASSING	321 YDs, Mac Jones @ New England, 09/25/22
* Never Has Happened *	SEVEN TOUCHDOWN PASSES	7 TDs, Peyton Manning: (24, 23, 28, 5, 2, 26, 78) @ Denver, 09/05/13
* Never Has Happened *	SIX TOUCHDOWN PASSES	6 TDs, Tua Tagovailoa: (6, 14, 2, 48, 60, 7) vs. Miami, 09/18/22
5 TDs, Lamar Jackson: (5, 1, 24, 33, 10) vs. N.Y. Jets, 12/12/19	FIVE TOUCHDOWN PASSES	6 TDs, Tua Tagovailoa: (6, 14, 2, 48, 60, 7) vs. Miami, 09/18/22
4 TDs, Lamar Jackson: (5, 16, 1, 4) @ New England, 09/25/22	FOUR TOUCHDOWN PASSES	6 TDs, Tua Tagovailoa: (6, 14, 2, 48, 60, 7) vs. Miami, 09/18/22
4 TDs, Lamar Jackson: (5, 16, 1, 4) @ New England, 09/25/22	THREE TOUCHDOWN PASSES	6 TDs, Tua Tagovailoa: (6, 14, 2, 48, 60, 7) vs. Miami, 09/18/22

# THE LAST TIME IT HAPPENED

56 ATT., Joe Flacco @ Cleveland, 10/07/18	50+ PASS ATTEMPTS	50 ATT., Tua Tagovailoa vs. Miami, 09/18/22
40 ATT., Josh Johnson @ Cincinnati, 12/26/21	40+ PASS ATTEMPTS	50 ATT., Tua Tagovailoa vs. Miami, 09/18/22
4 INTs, Lamar Jackson vs. Cleveland, 11/28/21	FOUR INTERCEPTIONS THROWN	4 INTs, Andy Dalton @ Cincinnati, 09/10/17
4 INTs, Lamar Jackson vs. Cleveland, 11/28/21	THREE INTERCEPTIONS THROWN	3 INTs, Mac Jones @ New England, 09/25/22
2 INTs, Lamar Jackson vs. Buffalo, 10/02/22	TWO INTERCEPTIONS THROWN	3 INTs, Mac Jones @ New England, 09/25/22

BY RAVENS	COMBINED YARDS		BY OPPONENT
-----------	----------------	--	-------------

107 YDs/324 YDs, Mark Ingram II/Lamar Jackson @ Miami, 09/08/19	100-YARD RUSHER AND 300-YARD PASSER	165 YDs/342 YDs, Nick Chubb/Baker Mayfield vs. Cleveland, 09/29/19
108/104 YDs/318 YDs, Rashod Bateman/Mark Andrews/Lamar Jackson vs. Miami, 09/18/22	100-YARD RECEIVER AND 300-YARD PASSER	156 YDs/321 YDs, DeVante Parker/Mac Jones @ New England, 09/25/22
119 YDs/104/108 YDs, Lamar Jackson/Mark Andrews/Rashod Bateman vs. Miami, 09/18/22	100-YARD RUSHER AND 100-YARD RECEIVER	133 YDs/113 YDs, Derrick Henry/Corey Davis vs. Tennessee, 11/22/20
119 YDs/318 YDs/104 YDs, Lamar Jackson/Lamar Jackson Mark Andrews vs. Miami, 09/18/22	100-YARD RUSHER, 300-YARD PASSER, 100-YARD RECEIVER	165 YDs/342 YDs/167 YDs, Nick Chubb/Baker Mayfield Jarvis Landry vs. Cleveland, 09/29/19

BY RAVENS	DEFENSE		BY OPPONENT
-----------	---------	--	-------------

17 YDs, Chuck Clark: (2:03)(Shotgun) 9-M. Stafford pass short middle intended for 89-T. Higbee INTERCEPTED by 36-C. Clark at LA 17, 36-C. Clark for 17 yards, TOUCHDOWN vs. Los Angeles Rams, 01/03/22	INTERCEPTED PASS RETURNED FOR A TOUCHDOWN	34 YDs, Tyrann Mathieu: (14:19) (Shotgun) 8-L.Jackson pass short right intended for 14-S.Watkins INTERCEPTED by 32-T.Mathieu at BLT 34. 32-T.Mathieu for 34 yards, TOUCHDOWN. vs. Kansas City, 09/19/21
65 YDs, Chuck Clark: (1:28) (Shotgun) 28-J.Taylor right end to BLT 36 for 9 yards (40-M.Harrison, 24-M.Peters). FUMBLES (24-M.Peters), RECOVERED by BLT-36-C.Clark at BLT 35. 36-C.Clark for 65 yards, TOUCHDOWN. @ Indianapolis, 11/08/20	FUMBLE RETURNED FOR A TOUCHDOWN	15 YDs, Myles Garrett: (:58) (Shotgun) T.Huntley sacked at BLT 12 for -8 yards (M.Garrett). FUMBLES (M.Garrett), RECOVERED by CLV-M.Garrett at BLT 15. M.Garrett for 15 yards, TOUCHDOWN. @ Cleveland, 12/12/21
Matthew Judon: (11:01) 15-G.Minshew II sacked in End Zone for -3 yards, SAFETY (99-M.Judon). vs. Jacksonville, 12/20/20	SAFETY SCORED	Malcom Brown: (10:53) 30-K.Dixon right tackle tackled in End Zone for -1 yards, SAFETY (90-M.Brown, 23-P.Chung). @ New England, 12/12/16
Baltimore 21, Tennessee 0 @ Tennessee, 10/14/18	SHUTOUT	Tampa Bay 25, Baltimore 0 vs. Tampa Bay, 09/15/02
4.0 SK, Peter Boulware vs. Minnesota, 01/07/02	FOUR SACK GAME	4.0 SK, Antwan Barnes @ San Diego, 12/18/11
3.0 SK, Calais Campbell @ Philadelphia, 10/18/20	THREE SACK GAME	3.0 SK, Deatrich Wise Jr. @ New England, 09/25/22
2.0 SK, Tyus Bowser @ Chicago, 11/21/21	TWO SACK GAME	3.0 SK, Deatrich Wise Jr. @ New England, 09/25/22
89t YDs, Marcus Peters @ Cincinnati, 11/10/19	70+ YARD INTERCEPTION RETURN	89t YDs, Darqueze Dennard vs. Cincinnati, 12/31/17
2 INTs, Marcus Williams vs. Miami, 09/18/22	TWO INTERCEPTIONS	2 INTs, Jordan Poyer vs. Buffalo, 10/02/22
* Never Has Happened *	THREE INTERCEPTIONS	3 INTs, Anthony Henry vs. Cleveland, 11/18/01
* Never Has Happened *	FOUR INTERCEPTIONS	* Never Has Happened *
90 YDs, Pittsburgh 19, Baltimore 14 @ Pittsburgh, 12/02/20	LESS THAN 100 NET PASSING YARDS	48 YDs, Baltimore 38, Cincinnati 3 @ Cincinnati, 01/03/21
131 YDs, Baltimore 26, Atlanta 16 @ Atlanta, 12/02/18	LESS THAN 150 YARDS NET OFFENSE	146 YDs, Jacksonville 12, Baltimore 7 @ Jacksonville, 10/24/11
195 YDs, Baltimore 38, Cincinnati 3 @ Cincinnati, 01/03/21	LESS THAN 200 YARDS NET OFFENSE	186 YDs, Jacksonville 44, Baltimore 7 @ Jacksonville, 09/24/17
291 YDs, Baltimore 19, Cincinnati 17 vs. Cincinnati, 10/09/22	LESS THAN 300 YARDS NET OFFENSE	296 YDs, Buffalo 23, Baltimore 20 vs. Buffalo, 10/02/22
4 TO, Baltimore 37, New England 26 @ New England, 09/25/22	FORCED THREE+ TURNOVERS	3 TO, Pittsburgh 16, Baltimore 13 vs. Pittsburgh, 01/09/22

BY RAVENS	SPECIAL TEAMS		BY OPPONENT
-----------	---------------	--	-------------

# THE LAST TIME IT HAPPENED

103 YDs, Devin Duvernay: 7-J.Sanders kicks 68 yards from MIA 35 to BLT -3. 13-D.Duvernay for 103 yards, TOUCHDOWN. vs. Miami, 09/18/22

**KICKOFF RETURNED FOR A TOUCHDOWN**

98 YDs, Kene Nwangwu: 9-J.Tucker kicks 63 yards from BLT 35 to MIN 02. 26-K.Nwangwu for 98 yards, TOUCHDOWN. vs. Minnesota, 11/07/21

70 YDs, Cyrus Jones: (13:01) (Punt formation) 5-J.Townsend punts 52 yards to BLT 30, Center-47-T.Sieg. 27-C.Jones for 70 yards, TOUCHDOWN. vs. Oakland, 11/25/18

**PUNT RETURNED FOR A TOUCHDOWN**

85 YDs, Jamison Crowder: (5:11) (Punt formation) 4-S.Koch punts 45 yards to WAS 15, Center-46-M.Cox. 80-J.Crowder for 85 yards, TOUCHDOWN. vs. Washington, 10/09/16

Brent Urban: (:03) 6-T.Coons 51 yard field goal is BLOCKED (96-B.Urban), Center-47-C.Hughlett, Holder-8-A.Lee, RECOVERED by BLT-33-W.Hill at BLT 36. 33-W.Hill for 64 yards, TOUCHDOWN. @ Cleveland, 11/30/15

**BLOCKED FIELD GOAL RETURNED FOR A TOUCHDOWN**

\* Never Has Happened \*

Javorius Allen: (13:44) (Punt formation) 4-J.Berry punt is BLOCKED by 37-J.Allen, Center-60-G.Warren, RECOVERED by BLT-10-C.Moore at PIT 14. 10-C.Moore for 14 yards, TOUCHDOWN. vs. Pittsburgh, 11/06/16

**BLOCKED PUNT RETURNED FOR A TOUCHDOWN**

Tarell Basham: (12:13) (Punt formation) 4-S.Koch punt is BLOCKED by 93-T.Basham, Center-46-M.Cox, RECOVERED by NYJ-49-B.Bello at BLT 14. 49-B.Bello for 14 yards, TOUCHDOWN. vs. N.Y. Jets, 12/12/19

\* Never Has Happened \*

66 YDs, Justin Tucker: (:03) 9-J.Tucker 66 yard field goal is GOOD, Center-46-N.Moore, Holder-4-S.Koch. @ Detroit, 09/26/21

**MADE FIELD GOAL OF 60 YARDS OR LONGER**

58 YDs, Justin Tucker: (10:54) 9-J.Tucker 58 yard field goal is GOOD, Center-46-N.Moore, Holder-11-J.Stout. vs. Cincinnati, 10/09/22

**MADE FIELD GOAL OF 50-59 YARDS**

50 YDs, Nick Folk: (:01) 6-N.Folk 50 yard field goal is GOOD, Center-49-J.Cardona, Holder-7-J.Bailey. @ New England, 09/25/22

48 YDs, Justin Tucker: (:05) (Field Goal formation) 9-J.Tucker 48 yard field goal is BLOCKED (21-D.Ward), Center-46-M.Cox, Holder-4-S.Koch, recovered by BLT-46-M.Cox at CLV 7. @ Cleveland, 10/07/18

**BLOCKED FIELD GOAL**

37 YDs, Rodrigo Blankenship: (4:37) 3-R.Blankenship 37 yard field goal is BLOCKED (93-C.Campbell), Center-46-L.Rhodes, Holder-8-R.Sanchez, RECOVERED by BLT-23-A.Averett at BLT 25. vs. Indianapolis, 10/11/21

Sam Koch: (12:13) (Punt formation) 4-S.Koch punt is BLOCKED by 93-T.Basham, Center-46-M.Cox, RECOVERED by NYJ-49-B.Bello at BLT 14. 49-B.Bello for 14 yards, TOUCHDOWN. vs. N.Y. Jets, 12/12/19

**BLOCKED PUNT**

Jordan Berry: (13:44) (Punt formation) 4-J.Berry punt is BLOCKED by 37-J.Allen, Center-60-G.Warren, RECOVERED by BLT-10-C.Moore at PIT 14. 10-C.Moore for 14 yards, TOUCHDOWN. vs. Pittsburgh, 11/06/16

Justin Tucker: 9-J.Tucker extra point is No Good, Hit Left Upright, Center-46-N.Moore, Holder-11-J.Stout. @ New England, 09/25/22

**MISSED POINT AFTER TOUCHDOWN ATTEMPT**

Greg Zuerlein: 6-G.Zuerlein extra point is No Good, Wide Left, Center-42-T.Hennessy, Holder-7-B.Mann. @ N.Y. Jets, 09/11/22

Patrick Murray [Lawrence Guy blocked]: 2-P.Murray extra point is Blocked (93-L.Guy), Center-47-C.Hughlett, Holder-4-B.Colquitt. DEFENSIVE TWO-POINT ATTEMPT. 36-T.Young recovered the blocked kick. ATTEMPT SUCCEEDS. @ Cleveland, 09/18/16

**POINT AFTER TOUCHDOWN ATTEMPT BLOCKED**

Justin Tucker [Vincent Taylor blocked]: 9-J.Tucker extra point is Blocked (96-V.Taylor), Center-46-M.Cox, Holder-4-S.Koch. DEFENSIVE TWO-POINT ATTEMPT. 20-T.Thomas recovered the blocked kick. ATTEMPT FAILS. @ Cleveland, 12/14/20

Chuck Clark: 9-J.Tucker kicks onside 6 yards from BLT 35 to BLT 41. RECOVERED by BLT-36-C.Clark. @ Cleveland, 12/12/21

**SUCCESSFUL ONSIDE KICK**

Johnathan Cyprien: 10-J.Scobee kicks onside 17 yards from JAX 35 to BLT 48. RECOVERED by JAX-37-J.Cyprien. vs. Jacksonville, 12/14/14

6 FG, Justin Tucker: (29, 24, 32, 49, 53, 61) @ Detroit, 12/16/13

**SIX FIELD GOALS**

6 FG, Kai Forbath: (52, 51, 43, 43, 34, 32) @ Minnesota, 10/22/17

5 FG, Justin Tucker: (48, 29, 48, 45, 39) vs. San Diego, 11/01/15

**FIVE FIELD GOALS**

6 FG, Kai Forbath: (52, 51, 43, 43, 34, 32) @ Minnesota, 10/22/17

4 FG, Justin Tucker: (37, 58, 25, 43) vs. Cincinnati, 10/09/22

**FOUR FIELD GOALS**

4 FG, Chris Boswell: (52, 43, 24, 46) @ Pittsburgh, 12/10/17

4 FG, Justin Tucker: (37, 58, 25, 43) vs. Cincinnati, 10/09/22

**THREE FIELD GOALS**

3 FG, Tyler Bass: (38, 39, 21) vs. Buffalo, 10/02/22

73 yds, Sam Koch @ New Orleans, 11/24/14

**70+ YARD PUNT**

72 yds, Kevin Huber @ Cincinnati, 01/03/21

## BY RAVENS

## BY OPPONENT

### TEAM/MISCELLANEOUS

500 YDs, Baltimore 500, Minnesota 318 vs. Minnesota, 11/07/21

**500 TOTAL YARDS OF OFFENSE**

547 YDs, Miami 547, Baltimore 473 vs. Miami, 09/18/22

473 YDs, Miami 547, Baltimore 473 vs. Miami, 09/18/22

**400-499 TOTAL YARDS OF OFFENSE**

447 YDs, New England 447, Baltimore 394 @ New England, 09/25/22



# THE LAST TIME IT HAPPENED

ST: (6:11) (No Huddle, Shotgun) D.Carr sacked at OAK 33 for -5 yards (M.Judon). FUMBLES (M.Judon) [M.Judon], RECOVERED by BLT-T.Suggs at OAK 43. T.Suggs for 43 yards, TOUCHDOWN. Suggs' 3rd career touchdown.DEF: (11:20) (Shotgun) L.Jackson pass short right to M.Crabtree for 8 yards, TOUCHDOWN.DEF: (8:16) L.Jackson left end for 5 yards, TOUCHDOWN.OFF: (13:01) (Punt formation) J.Townsend punts 52 yards to BLT 30, Center-T.Sieg. C.Jones for 70 yards, TOUCHDOWN. vs. Oakland, 11/25/18

\* Never Has Happened \*

TOUCHDOWN ON OFFENSE, DEFENSE AND SPECIAL TEAMS

Lamar Jackson/Lamar Jackson: TWO-POINT CONVERSION ATTEMPT. 8-L.Jackson pass to 89-M.Andrews is complete. ATTEMPT SUCCEEDS.TWO-POINT CONVERSION ATTEMPT. 8-L.Jackson pass to 89-M.Andrews is complete. ATTEMPT SUCCEEDS. vs. Indianapolis, 10/11/21

MADE TWO-POINT CONVERSION

Ben Roethlisberger: TWO-POINT CONVERSION ATTEMPT. 7-B.Roethlisberger pass to 88-P.Freiermuth is complete. ATTEMPT SUCCEEDS. @ Pittsburgh, 12/05/21

Tyler Huntley: TWO-POINT CONVERSION ATTEMPT. 2-T.Huntley pass to 89-M.Andrews is incomplete. ATTEMPT FAILS. vs. Green Bay, 12/19/21

FAILED TWO-POINT CONVERSION

Mac Jones: TWO-POINT CONVERSION ATTEMPT. 10-M.Jones pass to 38-R.Stevenson is complete. ATTEMPT SUCCEEDS. The Replay Official reviewed the runner was not down by contact ruling, and the play was REVERSED. TWO-POINT CONVERSION ATTEMPT. 10-M.Jones pass to 38-R.Stevenson is complete. ATTEMPT FAILS. @ New England, 09/25/22

Baltimore 59, Miami 10 @ Miami, 09/08/19

50 POINTS

\* Never Has Happened \*

Baltimore 40, Jacksonville 14 vs. Jacksonville, 12/20/20

40 POINTS

Miami 42, Baltimore 38 vs. Miami, 09/18/22

Baltimore 34, Minnesota 31 vs. Minnesota, 11/07/21

OVERTIME WIN

Pittsburgh 16, Baltimore 13 vs. Pittsburgh, 01/09/22

Pittsburgh 16, Baltimore 13 vs. Pittsburgh, 01/09/22

OVERTIME LOSS

Baltimore 34, Minnesota 31 vs. Minnesota, 11/07/21

Baltimore 10, Philadelphia 10 vs. Philadelphia, 11/16/97

OVERTIME TIE

Baltimore 10, Philadelphia 10 vs. Philadelphia, 11/16/97

0 TO, Miami 42, Baltimore 38 vs. Miami, 09/18/22

NO TURNOVERS

0 TO, Cincinnati 41, Baltimore 21 @ Cincinnati, 12/26/21

40:31 TOP, Baltimore 38, Cincinnati 3 @ Cincinnati, 01/03/21

OVER 40:00 TIME OF POSSESSION (NON-OT)

40:03 TOP, Baltimore 31, Dallas 29 vs. Dallas, 10/14/12

Baltimore 34, L.A. Chargers 6 vs. L.A. Chargers, 10/17/21

WON GAME BY 20+ POINTS

Cincinnati 41, Baltimore 21 @ Cincinnati, 12/26/21

# TEAM RECORD WHEN...

## RAVENS 2022 REGULAR SEASON RECORD WHEN...

CATEGORY	2022 SEASON		ALL-TIME		CATEGORY	2022 SEASON		ALL-TIME	
	W-L-T		W-L-T			W-L-T		W-L-T	
OVERALL	3-2		236-185-1		IN SEPTEMBER	2-1		56-35	
HOME	1-2		144-67-1		IN OCTOBER	1-1		46-54	
RAVENS AT M&T BANK STADIUM	1-2		137-59		IN NOVEMBER	0-0		65-43-1	
RAVENS ON THE ROAD	2-0		92-118		IN DECEMBER	0-0		63-46	
RAVENS OUTDOORS	2-2		225-169-1		IN JANUARY	0-0		6-6	
RAVENS INDOORS	0-0		8-16						
					ON SUNDAY NIGHT	1-0		18-13	
RAVENS SCORE FIRST	3-2		164-64-1		ON THURSDAY NIGHT	0-0		8-6	
OPPONENT SCORES FIRST	0-0		72-121		ON MONDAY NIGHT	0-0		15-13	
RAVENS SCORE ON FIRST POSSESSION	1-2		101-52		ON SATURDAY	0-0		4-1	
RAVENS SCORE 20 OR MORE POINTS	2-2		187-72						
RAVENS SCORE 19 OR LESS POINTS	1-0		49-113-1		DAY GAMES	2-2		192-152-1	
RAVENS ALLOW 20 OR MORE	1-2		59-145		NIGHT GAMES	1-0		44-33	
RAVENS ALLOW 19 OR LESS POINTS	2-0		177-40-1						
					VS. AFC NORTH OVERALL	1-0		69-52	
RAVENS LEAD AFTER 1ST QUARTER	3-2		141-40-1		VS. AFC NORTH AT HOME	1-0		41-20	
RAVENS TRAIL AFTER 1ST QUARTER	0-0		46-101		VS. AFC NORTH ON THE ROAD	0-0		28-32	
SCORE TIED AFTER 1ST QUARTER	0-0		49-44						
RAVENS LEAD AT HALFTIME	2-2		183-39-1		VS. AFC	3-2		175-144	
RAVENS TRAIL AT HALFTIME	0-0		38-128		VS. AFC EAST	2-2		29-24	
SCORE TIED AT HALFTIME	1-0		15-18		VS. AFC SOUTH	0-0		23-18	
RAVENS LEAD AFTER 3RD QUARTER	3-1		198-34-1		VS. AFC WEST	0-0		28-22	
RAVENS TRAIL AFTER 3RD QUARTER	0-0		32-142						
SCORE TIED AFTER 3RD QUARTER	0-1		6-9		VS. NFC	0-0		61-41-1	
GAME GOES TO OVERTIME	0-0		15-16-1		VS. NFC EAST	0-0		17-9-1	
					VS. NFC SOUTH	0-0		12-8	
RAVENS HAVE + TURNOVER RATIO	2-1		143-27		VS. NFC NORTH	0-0		11-9	
RAVENS HAVE - TURNOVER RATIO	0-0		41-119-1		VS. NFC WEST	0-0		18-10	
TURNOVER RATIO EVEN	1-1		52-39						
					RAVENS WEARING COLOR RUSH (ALL PURPLE)	0-1		5-2	
RAVENS HAVE 30:00+TOP	1-1		170-67-1		RAVENS WEARING BLACK JERSEYS W/ WHITE PANTS	0-0		7-6	
RAVENS HAVE LESS THAN 30:00 TOP	2-1		66-118		RAVENS WEARING BLACK JERSEYS W/ BLACK PANTS	1-0		18-5	
					RAVENS WEARING BLACK JERSEYS W/ PURPLE PANTS	0-0		2-0	
RAVENS HAVE 100-YARD RUSHER	1-1		85-29-1						
RAVENS HAVE 300 NET PASSING YARDS	0-1		23-22						
RAVENS HAVE 300-YARD PASSER	0-1		28-28						
RAVENS HAVE 1 100-YARD RECEIVER	0-0		50-38						
RAVENS HAVE 2 100-YARD RECEIVERS	0-1		3-4						
RAVENS SCORE A KR TD	0-1		5-6						
RAVENS SCORE A PR TD	0-0		12-3						

# REPLAY CHALLENGES

## RAVENS

Date	Opp.	Initial Ruling	Ruling Challenged	Ruling
10/2	vs. Buf.	L.Jackson scrambles left end ran ob at BLT 34 for 5 yards (K.Elam).	Short of line to gain	Upheld
<b>TOTALS</b>	0-for-1 (0%)			

## OPPONENTS

Date	Opp.	Initial Ruling	Ruling Challenged	Ruling
9/18	vs. Mia.	T.Tagovailoa pass short left to J.Waddle to MIA 45 for 4 yards (M. Humphrey).	Short of line to gain	Upheld
<b>TOTALS</b>	0-for-1 (0%)			

## REPLAY ASSISTANT

*Last two minutes of the half and overtime and any touchdown scoring play or turnover*

Date	Opp.	Initial Ruling	Ruling Challenged	Ruling
9/18	vs. Mia.	L.Jackson right tackle for 1 yard, TOUCHDOWN.	Broke the plane	Reversed – runner did not break plane
9/18	vs. Mia.	L.Jackson pass deep middle to M.Andrews for 26 yards, TOUCHDOWN.	Broke the plane	Reversed – runner did not break plane
9/18	vs. Mia.	T.Tagovailoa pass incomplete deep left to J.Waddle	Incomplete pass	Reversed – T.Tagovailoa pass deep left intended for J.Waddle INTERCEPTED by M.Williams at BLT 20.
9/25	at NE	TWO-POINT CONVERSION ATTEMPT. M.Jones pass to R.Stevenson is complete. ATTEMPT SUCCEEDS.	Not down by contact	Reversed – TWO-POINT CONVERSION ATTEMPT. M.Jones pass to R.Stevenson is complete. ATTEMPT FAILS.
<b>TOTALS</b>	1-for-4 (25%)			

### HARBAUGH CAREER CHALLENGE TOTALS

REGULAR SEASON					POSTSEASON				
Year	No.	Reversed	Upheld	Pct.	Year	No.	Reversed	Upheld	Pct.
2008	7	3	4	42.9	2008	3	2	1	66.7
2009	11	6	5	54.6	2009	2	1	1	50.0
2010	9	1	8	11.1	2010	0	0	0	0.0
2011	12	8	4	66.7	2011	1	0	1	0.0
2012	6	3	3	50.0	2012	1	0	1	0.0
2013	12	7	5	58.3	2013	-	-	-	-
2014	8	1	7	12.5	2014	1	1	0	100.0
2015	8	3	5	37.5	2015	-	-	-	-
2016	5	2	3	40.0	2016	-	-	-	-
2017	9	5	4	55.6	2017	-	-	-	-
2018	6	3	3	50.0	2018	1	1	0	100.0
2019	6	0	6	0.0	2019	0	0	0	0.0
2020	6	3	3	50.0	2020	0	0	0	0.0
2021	6	3	3	50.0	2021	-	-	-	-
2022	1	0	1	0.0	2022	-	-	-	-
<b>Total</b>	<b>112</b>	<b>48</b>	<b>64</b>	<b>42.8</b>	<b>Total</b>	<b>7</b>	<b>3</b>	<b>4</b>	<b>42.8</b>





# GAME 1: RAVENS 24, JETS 9

Baltimore (1-0) • N.Y. Jets (0-1)

Sunday, September 11, 2022 • 1:00 PM EDT • MetLife Stadium • N.Y. Jets  
Rain and mid 70s Temp: 73° F, Humidity: 79%, Wind: W 3 mph • Attendance: 78,827 • Time: 3:03



<b>Baltimore Ravens</b> .....	<b>3</b>	<b>7</b>	<b>14</b>	<b>0</b>	<b>—</b>	<b>24</b>
<b>New York Jets</b> .....	<b>0</b>	<b>3</b>	<b>0</b>	<b>6</b>	<b>—</b>	<b>9</b>

## SCORING DRIVES

TEAM	QTR	TIME	SCORING PLAY	BAL	NYJ
Ravens	1	03:16	J.Tucker 24 yd. Field Goal (4-7, 1:40)	3	0
Ravens	2	03:45	D.Duvernay 25 yd. pass from L.Jackson (J.Tucker kick) (3-62, 0:56)	10	0
Jets	2	00:24	G.Zuerlein 45 yd. Field Goal (8-48, 3:21)	10	3
Ravens	3	07:14	D.Duvernay 17 yd. pass from L.Jackson (J.Tucker kick) (6-44, 3:10)	17	3
Ravens	3	02:06	R.Bateman 55 yd. pass from L.Jackson (J.Tucker kick) (5-88, 2:31)	24	3
Jets	4	01:00	T.Conklin 3 yd. pass from J.Flacco (kick failed, wl) (11-43, 1:42)	24	9

## NEW YORK JETS (HEAD COACH: ROBERT SALEH)

OFFENSE			DEFENSE		
WR	8	E. Moore	DE	91	J. Franklin-Myers
LT	76	G. Fant	DL	98	S. Rankins
LG	78	L. Tomlinson	DE	95	Q. Williams
C	60	C. McGovern	LB	57	C. Mosley
RG	75	A. Vera-Tucker	LB	56	Q. Williams
RT	61	M. Mitchell	LB	58	C. Lawson
TE	81	L. Cager	LB	9	K. Alexander
TE	83	T. Conklin	CB	4	D. Reed
TE	87	C. Uzomah	CB	1	S. Gardner
QB	19	J. Flacco	S	29	L. Joyner
RB	32	M. Carter	S	3	J. Whitehead

## BALTIMORE RAVENS (HEAD COACH: JOHN HARBAUGH)

OFFENSE			DEFENSE		
WR	7	R. Bateman	DT	92	J. Madubuike
WR	13	D. Duvernay	NT	58	M. Pierce
LT	71	J. James	DE	93	C. Campbell
LG	72	B. Powers	RUSH	99	O. Oweh
C	64	T. Linderbaum	MLB	56	J. Bynes
RG	70	K. Zeitler	WLB	6	P. Queen
RT	78	M. Moses	SAM	40	M. Harrison
TE	89	M. Andrews	CB	23	K. Fuller
QB	8	L. Jackson	SS	36	C. Clark
FB	42	P. Ricard	FS	32	M. Williams
RB	17	K. Drake	CB	44	M. Humphrey

**OFFICIALS:** Referee: Craig Wrolstad (4), Umpire: Steve Woods (54), Down Judge: Jim Mello (48), Side Judge: Jeff Lamberth (21), Back Judge: Grantis Bell (27), Line Judge: Tripp Sutter (37), Field Judge: Jeff Shears, Replay Official: Kevin Stine, Replay Assistant: Gavin Anderson

## BALTIMORE RAVENS

PASSING	ATT	CP	YDS	SK/YD	TD	LG	INT	RTG
Lamar Jackson	30	17	213	2/2	3	55t	1	98.3
<b>TOTAL</b>	<b>30</b>	<b>17</b>	<b>213</b>	<b>2/2</b>	<b>3</b>	<b>55T</b>	<b>1</b>	<b>98.3</b>

RUSHING	ATT	YDS	AVG	LG	TD
Kenyan Drake	11	31	2.8	8	0
Lamar Jackson	6	17	2.8	8	0
Mike Davis	2	11	5.5	10	0
Justice Hill	2	4	2.0	3	0
<b>TOTAL</b>	<b>21</b>	<b>63</b>	<b>3.0</b>	<b>10</b>	<b>0</b>

RECEIVING	NO	YDS	AVG	LG	TD
Mark Andrews	5	52	10.4	17	0
Devin Duvernay	4	54	13.5	25t	2
Rashod Bateman	2	59	29.5	55t	1
Demarcus Robinson	2	19	9.5	11	0
Justice Hill	2	7	3.5	5	0
Kenyan Drake	1	15	15.0	15	0
Patrick Ricard	1	7	7.0	7	0
<b>TOTAL</b>	<b>17</b>	<b>213</b>	<b>12.5</b>	<b>55T</b>	<b>3</b>

TOP DEFENSE	TOT	SOLO	AST	SCK	YDS	INT
Marcus Williams	12	10	2	0.0	0.0	1
Patrick Queen	9	5	4	0.5	2.5	0
Chuck Clark	8	4	4	0.0	0.0	0

FIELD GOALS	FGM/FGA	PERCENT	RESULTS
Justin Tucker	1-1	100.0	24G
<b>TOTAL</b>	<b>1-1</b>	<b>100.0</b>	

## NEW YORK JETS

PASSING	ATT	CP	YDS	SK/YD	TD	LG	INT	RTG
Joe Flacco	59	37	309	3/12	1	24	1	74.8
<b>TOTAL</b>	<b>59</b>	<b>37</b>	<b>309</b>	<b>3/12</b>	<b>1</b>	<b>24</b>	<b>1</b>	<b>74.8</b>

RUSHING	ATT	YDS	AVG	LG	TD
Michael Carter	10	60	6.0	22	0
Breece Hall	6	23	3.8	14	0
Joe Flacco	1	0	0.0	0	0
<b>TOTAL</b>	<b>17</b>	<b>83</b>	<b>4.9</b>	<b>22</b>	<b>0</b>

RECEIVING	NO	YDS	AVG	LG	TD
Michael Carter	7	40	5.7	11	0
Corey Davis	6	77	12.8	17	0
Breece Hall	6	38	6.3	16	0
Elijah Moore	5	49	9.8	24	0
Braxton Berrios	5	37	7.4	13	0
Garrett Wilson	4	52	13.0	19	0
Tyler Conklin	4	16	4.0	6	1
<b>TOTAL</b>	<b>37</b>	<b>309</b>	<b>8.4</b>	<b>24</b>	<b>1</b>

TOP DEFENSE	TOT	SOLO	AST	SCK	YDS	INT
C.J. Mosley	11	7	4	0.0	0.0	0
Quincy Williams	6	6	0	1.0	0.0	0
Jordan Whitehead	5	4	1	0.0	0.0	0

FIELD GOALS	FGM/FGA	PERCENT	RESULTS
Greg Zuerlein	1-2	50.0	45WL, 45G
<b>TOTAL</b>	<b>1-2</b>	<b>50.0</b>	

## GAME HIGHLIGHTS

- Baltimore now owns a 10-2 all-time regular season series lead over the Jets, including 4-2 as the visitors, and a 5-1 record against New York during the **John Harbaugh** Era (since 2008).
- QB Lamar Jackson** completed 17-of-30 passes for 213 yards and 3 TDs (98.3 rating) with 1 INT, while adding 17 rushing yards on 6 carries. It marks the 14th time in Jackson's career that he's notched at least 3 TD passes, with Baltimore owning a 13-1 record in such contests.
- WR Devin Duvernay** posted career highs in receptions (4, tied), receiving yards (54) and TD grabs (2), while **WR Rashod Bateman** caught a 55-yard TD, marking the longest reception of his career.
- S Marcus Williams** had a team-high and career single-game best 12 tackles (10 solo), while adding 1 INT (returned 33 yards) – his first as a Raven.
- The Ravens' defense permitted just 2-of-14 (14.3%) third-down conversions against the Jets.

## Team Statistics

	Ravens	Jets
First Downs	13	24
3rd-Down Eff. (Made/Att/Pct)	5/13/38%	2/14/14%
4th-Down Eff. (Made/Att/Pct)	0/0/0%	3/4/75%
Total Net Yards	274	380
Total Plays	53	79
Yards Per Play	5.2	4.8
Rushes/Net Yards	21/63	17/83
Net Passing	211	297
Pass Attempts/Completions	30/17	59/37
Had Intercepted	1	1
Sacked/Yards Lost	2/2	3/12
Punts/Average	6/48.5	6/42.2
Penalties/Yards	5/29	6/81
Fumbles/Lost	1/0	2/1
Possession Time	27:30	32:30



# GAME 2: DOLPHINS 42, RAVENS 38

Miami (2-0) • Baltimore (1-1)

Sunday, September 18, 2022 • 1:00 PM EDT • M&T Bank Stadium • Baltimore  
Sunny Temp: 82° F, Humidity: 61%, Wind: NE 6 mph • Attendance: 70,582 • Time: 3:20



Miami Dolphins	0	7	7	28	—	42
Baltimore Ravens	7	21	7	3	—	38

## SCORING DRIVES

TEAM	QTR	TIME	SCORING PLAY	MIA	BAL
Ravens	1	14:47	D.Duvernay 103 yd. kickoff return (J.Tucker kick) (0-0, 0:13)	0	7
Dolphins	2	10:54	J.Waddle 6 yd. pass from T.Tagovailoa (J.Sanders kick) (6-94, 3:49)	7	7
Ravens	2	10:44	R.Bateman 75 yd. pass from L.Jackson (J.Tucker kick) (1-75, 0:10)	7	14
Ravens	2	04:03	M.Andrews 1 yd. pass from L.Jackson (J.Tucker kick) (6-66, 2:43)	7	21
Ravens	2	00:29	D.Robinson 12 yd. pass from L.Jackson (J.Tucker kick) (6-80, 0:51)	7	28
Dolphins	3	07:52	M.Gesicki 14 yd. pass from T.Tagovailoa (J.Sanders kick) (12-75, 7:08)	14	28
Ravens	3	00:26	L.Jackson 79 yd. run (J.Tucker kick) (3-87, 1:35)	14	35
Dolphins	4	12:12	R.Cracraft 2 yd. pass from T.Tagovailoa (J.Sanders kick) (7-75, 3:14)	21	35
Dolphins	4	07:47	T.Hill 48 yd. pass from T.Tagovailoa (J.Sanders kick) (5-59, 1:24)	28	35
Dolphins	4	05:19	T.Hill 60 yd. pass from T.Tagovailoa (J.Sanders kick) (3-64, 1:27)	35	35
Ravens	4	02:18	J.Tucker 51 yd. Field Goal (6-42, 3:01)	35	38
Dolphins	4	00:14	J.Waddle 7 yd. pass from T.Tagovailoa (J.Sanders kick) (6-68, 2:04)	42	38

## MIAMI DOLPHINS (HEAD COACH: MIKE MCDANIEL)

OFFENSE			DEFENSE		
WR	10	T. Hill	DE	94	C. Wilkins
WR	17	J. Waddle	NT	92	Z. Sieler
LT	72	T. Armstead	DT	98	R. Davis
LG	74	L. Eichenberg	LB	55	J. Baker
C	58	C. Williams	LB	45	D. Riley
RG	68	R. Hunt	LB	52	E. Roberts
RT	75	G. Little	LB	15	J. Phillips
TE	81	D. Smythe	CB	25	X. Howard
QB	1	T. Tagovailoa	CB	40	N. Needham
RB	31	R. Mostert	S	8	J. Holland
FB	30	A. Ingold	S	29	B. Jones

## BALTIMORE RAVENS (HEAD COACH: JOHN HARBAUGH)

OFFENSE			DEFENSE		
WR	13	D. Duvernay	DT	92	J. Madubuike
LT	65	P. Mekari	NT	58	M. Pierce
LG	72	B. Powers	DE	93	C. Campbell
C	64	T. Linderbaum	RUSH	99	O. Oweh
RG	70	K. Zeitler	MLB	56	J. Bynes
RT	78	M. Moses	WLB	6	P. Queen
TE	89	M. Andrews	SAM	40	M. Harrison
TE	84	J. Oliver	CB	24	M. Peters
QB	8	L. Jackson	SS	36	C. Clark
FB	42	P. Ricard	FS	32	M. Williams
RB	17	K. Drake	CB	44	M. Humphrey

OFFICIALS: Referee: Adrian Hill (29), Umpire: Roy Ellison (81), Down Judge: David Oliver (24), Field Judge: Mearl Robinson (31), Back Judge: Keith Ferguson (61), Side Judge: Jim Quirk (5), Replay Official: Roddy Ames, Line Judge: Kevin Codey (16)

## MIAMI DOLPHINS

PASSING	ATT	CP	YDS	SK/YD	TD	LG	INT	RTG
Tua Tagovailoa	50	36	469	1/8	6	60t	2	124.1
<b>TOTAL</b>	<b>50</b>	<b>36</b>	<b>469</b>	<b>1/8</b>	<b>6</b>	<b>60T</b>	<b>2</b>	<b>124.1</b>

RUSHING	ATT	YDS	AVG	LG	TD
Raheem Mostert	11	51	4.6	11	0
Chase Edmonds	5	33	6.6	28	0
Alec Ingold	1	1	1.0	1	0
Tua Tagovailoa	1	1	1.0	1	0
<b>TOTAL</b>	<b>18</b>	<b>86</b>	<b>4.8</b>	<b>28</b>	<b>0</b>

RECEIVING	NO	YDS	AVG	LG	TD
Tyreek Hill	11	190	17.3	60t	2
Jaylen Waddle	11	171	15.5	59	2
Mike Gesicki	4	41	10.3	14t	1
Raheem Mostert	3	28	9.3	13	0
Alec Ingold	2	15	7.5	13	0
Trent Sherfield	2	9	4.5	12	0
Chase Edmonds	1	8	8.0	8	0
Durham Smythe	1	5	5.0	5	0
River Cracraft	1	2	2.0	2t	1
<b>TOTAL</b>	<b>36</b>	<b>469</b>	<b>13.0</b>	<b>60T</b>	<b>6</b>

TOP DEFENSE	TOT	SOLO	AST	SCK	YDS	INT
Christian Wilkins	8	6	2	0.0	0.0	0
Eric Rowe	6	6	0	0.0	0.0	0
Duke Riley	4	3	1	0.0	0.0	0

FIELD GOALS	FGM/FGA	PERCENT	RESULTS
	No Field Goals		

## BALTIMORE RAVENS

PASSING	ATT	CP	YDS	SK/YD	TD	LG	INT	RTG
Lamar Jackson	29	21	318	0/0	3	75t	0	142.6
<b>TOTAL</b>	<b>29</b>	<b>21</b>	<b>318</b>	<b>0/0</b>	<b>3</b>	<b>75T</b>	<b>0</b>	<b>142.6</b>

RUSHING	ATT	YDS	AVG	LG	TD
Lamar Jackson	9	119	13.2	79t	1
Justice Hill	3	16	5.3	13	0
Kenyan Drake	6	8	1.3	6	0
Patrick Ricard	1	5	5.0	5	0
Mike Davis	5	4	0.8	3	0
Mark Andrews	1	3	3.0	3	0
<b>TOTAL</b>	<b>25</b>	<b>155</b>	<b>6.2</b>	<b>79T</b>	<b>1</b>

RECEIVING	NO	YDS	AVG	LG	TD
Mark Andrews	9	104	11.6	25	1
Rashod Bateman	4	108	27.0	75t	1
Isaiah Likely	4	43	10.8	34	0
Devin Duvernay	2	42	21.0	26	0
Demarcus Robinson	1	12	12.0	12t	1
Tylan Wallace	1	9	9.0	9	0
<b>TOTAL</b>	<b>21</b>	<b>318</b>	<b>15.1</b>	<b>75T</b>	<b>3</b>

TOP DEFENSE	TOT	SOLO	AST	SCK	YDS	INT
Marcus Williams	10	7	3	0.0	0.0	2
Marlon Humphrey	7	4	3	0.0	0.0	0
Chuck Clark	5	5	0	0.0	0.0	0

FIELD GOALS	FGM/FGA	PERCENT	RESULTS
Justin Tucker	1-1	100.0	51G
<b>TOTAL</b>	<b>1-1</b>	<b>100.0</b>	

## GAME HIGHLIGHTS

- **QB Lamar Jackson** (119 rushing yards) eclipsed the century mark for the 11th time, surpassing Michael Vick for the most 100-yard rushing games by a QB in NFL history, also becoming the first player to throw a TD of 75-plus yards and rush for a TD of 75-plus yards in a single game.
- **S Marcus Williams** had a game-high 10 tackles and 2 INTs, marking his second-career multi-INT game and first since 12/31/17 at TB (w/ NO).
- **WR Devin Duvernay** registered a 103-yard KOR-TD to open the game, marking the league's first KOR-TD of the 2022 season and the second (93 yards on 9/28/20 vs. KC) of Duvernay's career. It also marked the first opening-game kickoff for a TD in Ravens history.
- **TE Mark Andrews'** receiving TD was the 30<sup>th</sup> of his career, passing WR Derrick Mason (29) for third most in team history. Andrews also joined Mike Ditka (32), Antonio Gates (43), Tony Gonzalez (30), Jimmy Graham (51), Rob Gronkowski (54) and Kellen Winslow Sr. (35) as one of seven TEs in NFL history to reach that mark in the first five seasons of a career.

## Team Statistics

	Dolphins	Ravens
First Downs	27	23
3rd-Down Eff. (Made/Att/Pct)	7/11/64%	3/10/30%
4th-Down Eff. (Made/Att/Pct)	2/2/100%	1/3/33%
Total Net Yards	547	473
Total Plays	69	54
Yards Per Play	7.9	8.8
Rushes/Net Yards	18/86	25/155
Net Passing	461	318
Pass Attempts/Completions	50/36	29/21
Had Intercepted	2	0
Sacked/Yards Lost	1/8	0/0
Punts/Average	2/41.0	2/40.5
Penalties/Yards	8/51	1/5
Fumbles/Lost	0/0	1/0
Possession Time	34:47	25:13



# GAME 3: RAVENS 37, PATRIOTS 26

Baltimore (2-1) • New England (1-2)

Sunday, September 25, 2022 • 1:00 PM EDT • Gillette Stadium • New England

Mostly Cloudy Temp: 66° F, Humidity: 61%, Wind: NE 10 mph • Attendance: 65,878 • Time: 3:04



<b>Baltimore Ravens</b> .....	<b>7</b>	<b>7</b>	<b>17</b>	<b>6</b>	<b>—</b>	<b>37</b>
<b>New England Patriots</b> .....	<b>0</b>	<b>13</b>	<b>7</b>	<b>6</b>	<b>—</b>	<b>26</b>

## SCORING DRIVES

TEAM	QTR	TIME	SCORING PLAY	BAL	NE
Ravens	1	04:09	M.Andrews 5 yd. pass from L.Jackson (J.Tucker kick) (11-69, 6:23)	7	0
Patriots	2	14:57	N.Folk 35 yd. Field Goal (7-62, 4:12)	7	3
Patriots	2	05:58	M.Jones 3 yd. run (N.Folk kick) (6-32, 2:14)	7	10
Ravens	2	00:30	M.Andrews 16 yd. pass from L.Jackson (J.Tucker kick) (9-75, 5:28)	14	10
Patriots	2	00:00	N.Folk 50 yd. Field Goal (5-43, 0:30)	14	13
Patriots	3	12:14	D.Harris 2 yd. run (N.Folk kick) (7-75, 2:46)	14	20
Ravens	3	08:39	J.Oliver 1 yd. pass from L.Jackson (J.Tucker kick) (7-75, 3:35)	21	20
Ravens	3	04:41	D.Duvernay 4 yd. pass from L.Jackson (J.Tucker kick) (4-44, 1:37)	28	20
Ravens	3	02:33	J.Tucker 56 yd. Field Goal (4-5, 1:31)	31	20
Patriots	4	12:39	R.Stevenson 1 yd. run (pass failed) (9-75, 4:54)	31	26
Ravens	4	03:00	L.Jackson 9 yd. run (kick failed, hlu) (7-73, 2:35)	37	26

## NEW ENGLAND PATRIOTS (HEAD COACH: BILL BELICHIK)

OFFENSE			DEFENSE		
WR	1	D. Parker	LE	91	D. Wise Jr.
LT	77	T. Brown	DL	92	D. Godchaux
LG	69	C. Strange	RE	93	L. Guy
C	60	D. Andrews	LB	9	M. Judon
RG	71	M. Onwenu	LB	8	J. Bentley
RT	76	I. Wynn	LB	30	M. Wilson Sr.
TE	85	H. Henry	LCB	31	J. Jones
WR	15	N. Agholor	RCB	2	J. Mills
WR	84	K. Bourne	S	21	A. Phillips
QB	10	M. Jones	S	32	D. McCourty
RB	37	D. Harris	DB	3	J. Peppers

## BALTIMORE RAVENS (HEAD COACH: JOHN HARBAUGH)

OFFENSE			DEFENSE		
WR	7	R. Bateman	DT	92	J. Madubuike
WR	13	D. Duvernay	NT	58	M. Pierce
LT	65	P. Mekari	DE	93	C. Campbell
LG	72	B. Powers	RUSH	50	J. Houston
C	64	T. Linderbaum	MLB	56	J. Bynes
RG	70	K. Zeitler	WLB	6	P. Queen
RT	78	M. Moses	CB	24	M. Peters
TE	89	M. Andrews	SS	36	C. Clark
QB	8	L. Jackson	FS	32	M. Williams
FB	42	P. Ricard	CB	44	M. Humphrey
RB	27	J. Dobbins	DB	5	J. Armour-Davis

**OFFICIALS:** Referee: Bill Vinovich (52), Field Judge: Joe Blubaugh (57), Down Judge: Jerry Bergman (91), Line Judge: Mark Perlman (9), Umpire: Alex Moore (49), Side Judge: Jimmy Buchanan (86), Back Judge: Jimmy Russell (82), Replay Official: Mark Butterworth

## BALTIMORE RAVENS

PASSING	ATT	CP	YDS	SK/YD	TD	LG	INT	RTG
Lamar Jackson	29	18	218	4/12	4	35	1	110.3
<b>TOTAL</b>	<b>29</b>	<b>18</b>	<b>218</b>	<b>4/12</b>	<b>4</b>	<b>35</b>	<b>1</b>	<b>110.3</b>

RUSHING	ATT	YDS	AVG	LG	TD
Lamar Jackson	11	107	9.7	38	1
Justice Hill	6	60	10.0	34	0
J.K. Dobbins	7	23	3.3	5	0
Devin Duvernay	2	-2	-1.0	2	0
<b>TOTAL</b>	<b>26</b>	<b>188</b>	<b>7.2</b>	<b>38</b>	<b>1</b>

RECEIVING	NO	YDS	AVG	LG	TD
Mark Andrews	8	89	11.1	25	2
Rashod Bateman	2	59	29.5	35	0
Devin Duvernay	2	25	12.5	21	1
J.K. Dobbins	2	17	8.5	11	0
Josh Oliver	2	8	4.0	7	1
Patrick Ricard	1	12	12.0	12	0
Isaiah Likely	1	8	8.0	8	0
<b>TOTAL</b>	<b>18</b>	<b>218</b>	<b>12.1</b>	<b>35</b>	<b>4</b>

TOP DEFENSE	TOT	SOLO	AST	SCK	YDS	INT
Josh Bynes	10	8	2	0.0	0.0	1
Chuck Clark	8	6	2	0.0	0.0	0
Patrick Queen	5	4	1	1.0	7.0	0

FIELD GOALS	FGM/FGA	PERCENT	RESULTS
Justin Tucker	1-1	100.0	56G
<b>TOTAL</b>	<b>1-1</b>	<b>100.0</b>	

## NEW ENGLAND PATRIOTS

PASSING	ATT	CP	YDS	SK/YD	TD	LG	INT	RTG
Mac Jones	32	22	321	3/19	0	40	3	62.1
<b>TOTAL</b>	<b>32</b>	<b>22</b>	<b>321</b>	<b>3/19</b>	<b>0</b>	<b>40</b>	<b>3</b>	<b>62.1</b>

RUSHING	ATT	YDS	AVG	LG	TD
Rhamondre Stevenson	12	73	6.1	18	1
Damien Harris	11	41	3.7	10	1
Mac Jones	5	31	6.2	15	1
<b>TOTAL</b>	<b>28</b>	<b>145</b>	<b>5.2</b>	<b>18</b>	<b>3</b>

RECEIVING	NO	YDS	AVG	LG	TD
DeVante Parker	5	156	31.2	40	0
Kendrick Bourne	4	58	14.5	26	0
Rhamondre Stevenson	4	28	7.0	11	0
Jonnu Smith	4	25	6.3	8	0
Nelson Agholor	2	41	20.5	28	0
Damien Harris	2	5	2.5	9	0
Hunter Henry	1	8	8.0	8	0
<b>TOTAL</b>	<b>22</b>	<b>321</b>	<b>14.6</b>	<b>40</b>	<b>0</b>

TOP DEFENSE	TOT	SOLO	AST	SCK	YDS	INT
Devin McCourty	8	7	1	0.0	0.0	0
Adrian Phillips	7	3	4	0.0	0.0	0
Jabrill Peppers	6	5	1	0.0	0.0	0

FIELD GOALS	FGM/FGA	PERCENT	RESULTS
Nick Folk	2-2	100.0	35G, 50G
<b>TOTAL</b>	<b>2-2</b>	<b>100.0</b>	

## GAME HIGHLIGHTS

- Head coach **John Harbaugh** has led the Ravens to 150 total wins since his 2008 arrival, ranking as the league's fifth most. (He has compiled an impressive 150-97 overall record.)
- **QB Lamar Jackson** became the first player in the Super Bowl era with 10+ pass TD and 100+ rush yards in the first three games of a season.
- **TE Mark Andrews** recorded a team-high 8 receptions for 89 yards and 2 TDs. In his seventh-career multi-TD performance, the second most by a Raven (**Todd Heap** – 9), Andrews also surpassed **WR Torrey Smith** for the second-most TD receptions (31) in team history (Heap – 41).
- **CB Marcus Peters**, who posted 2 takeaways (1 INT & 1 FR), has 41 total takeaways (32 INTs), which are both good for the NFL's most since entering the league in 2015.
- With 1 INT, **CB Marlon Humphrey** (10 INTs) became the third Raven in franchise history to register double-digit INTs and double-digit FFs (12) throughout a career. In doing so, he joined Hall of Famers **LB Ray Lewis** (31 INTs & 19 FFs) and **S Ed Reed** (61 INTs & 11 FFs) as the only Ravens to accomplish that feat.

## Team Statistics

	Ravens	Patriots
First Downs	19	22
3rd-Down Eff. (Made/Att/Pct)	5/11/45%	2/9/22%
4th-Down Eff. (Made/Att/Pct)	0/0/0%	1/2/50%
Total Net Yards	394	447
Total Plays	59	63
Yards Per Play	6.7	7.1
Rushes/Net Yards	26/188	28/145
Net Passing	206	302
Pass Attempts/Completions	29/18	32/22
Had Intercepted	1	3
Sacked/Yards Lost	4/12	3/19
Punts/Average	3/44.3	2/50.0
Penalties/Yards	2/10	3/16
Fumbles/Lost	1/1	3/1
Possession Time	30:36	29:24





# GAME 4: BILLS 23, RAVENS 20

Buffalo (3-1) • Baltimore (2-2)

Sunday, October 2, 2022 • 1:00 PM EDT • M&T Bank Stadium • Baltimore

Cloudy, Showers Temp: 52° F, Humidity: 35%, Wind: NNE 10 mph • Attendance: 70,494 • Time: 3:02



<b>Buffalo Bills</b> .....	<b>3</b>	<b>7</b>	<b>10</b>	<b>3</b>	<b>—</b>	<b>23</b>
<b>Baltimore Ravens</b> .....	<b>14</b>	<b>6</b>	<b>0</b>	<b>0</b>	<b>—</b>	<b>20</b>

## SCORING DRIVES

TEAM	QTR	TIME	SCORING PLAY	BUF	BAL
Ravens	1	13:26	J.Dobbins 1 yd. pass from L.Jackson (J.Tucker kick) (2-4, 0:42)	0	7
Bills	1	10:14	T.Bass 38 yd. Field Goal (8-37, 3:12)	3	7
Ravens	1	01:06	J.Dobbins 4 yd. run (J.Tucker kick) (15-81, 9:08)	3	14
Ravens	2	12:54	J.Tucker 42 yd. Field Goal (5-12, 2:26)	3	17
Ravens	2	03:39	J.Tucker 51 yd. Field Goal (11-38, 7:40)	3	20
Bills	2	00:09	I.McKenzie 4 yd. pass from J.Allen (T.Bass kick) (11-76, 1:38)	10	20
Bills	3	09:42	T.Bass 39 yd. Field Goal (10-51, 4:07)	13	20
Bills	3	03:26	J.Allen 11 yd. run (T.Bass kick) (9-80, 3:27)	20	20
Bills	4	00:00	T.Bass 21 yd. Field Goal (12-77, 4:09)	23	20

## BUFFALO BILLS (HEAD COACH: SEAN MCDERMOTT)

OFFENSE			DEFENSE		
WR	13	G. Davis	EDGE	50	G. Rousseau
WR	6	I. McKenzie	DT	99	T. Settle
LT	73	D. Dawkins	DT	92	D. Jones
LG	76	R. Saffold	EDGE	40	V. Miller
C	60	M. Morse	MLB	58	M. Milano
RG	71	R. Bates	MLB	49	T. Edmunds
RT	79	S. Brown	CB	7	T. Johnson
TE	88	D. Knox	CB	24	K. Elam
WR	14	S. Diggs	CB	30	D. Jackson
QB	17	J. Allen	S	21	J. Poyer
RB	26	D. Singletary	S	3	D. Hamlin

## BALTIMORE RAVENS (HEAD COACH: JOHN HARBAUGH)

OFFENSE			DEFENSE		
WR	7	R. Bateman	DT	96	B. Washington
WR	13	D. Duvernay	DE	93	C. Campbell
LT	77	D. Faaelele	RUSH	99	O. Oweh
LG	72	B. Powers	MLB	56	J. Bynes
C	64	T. Linderbaum	MLB	6	P. Queen
RG	70	K. Zeitler	SAM	4	J. Pierre-Paul
RT	78	M. Moses	CB	24	M. Peters
TE	89	M. Andrews	SS	36	C. Clark
QB	8	L. Jackson	FS	32	M. Williams
FB	42	P. Ricard	CB	44	M. Humphrey
RB	27	J. Dobbins	DB	21	B. Stephens

**OFFICIALS:** Referee: Jerome Boger (23), Umpire: Barry Anderson (20), Line Judge: Rusty Baynes (59), Down Judge: Frank LeBlanc (44), Field Judge: Alonzo Ramsey III (80), Side Judge: Jonah Monroe (120), Back Judge: Steve Patrick (17), Replay Official: Saleem Choudhry, Replay Assistant: Yvonda Lewis

## BUFFALO BILLS

PASSING	ATT	CP	YDS	SK/YD	TD	LG	INT	RTG
Josh Allen	36	19	213	1/12	1	23	1	68.4
<b>TOTAL</b>	<b>36</b>	<b>19</b>	<b>213</b>	<b>1/12</b>	<b>1</b>	<b>23</b>	<b>1</b>	<b>68.4</b>

RUSHING	ATT	YDS	AVG	LG	TD
Josh Allen	11	70	6.4	20	1
Devin Singletary	11	49	4.5	18	0
Zack Moss	3	6	2.0	5	0
<b>TOTAL</b>	<b>25</b>	<b>125</b>	<b>5.0</b>	<b>20</b>	<b>1</b>

RECEIVING	NO	YDS	AVG	LG	TD
Stefon Diggs	4	62	15.5	23	0
Devin Singletary	4	47	11.8	16	0
Isaiah McKenzie	4	21	5.3	8	1
Dawson Knox	3	40	13.3	20	0
Khalil Shakir	2	23	11.5	14	0
Gabe Davis	1	13	13.0	13	0
Jamison Crowder	1	7	7.0	7	0
<b>TOTAL</b>	<b>19</b>	<b>213</b>	<b>11.2</b>	<b>23</b>	<b>1</b>

TOP DEFENSE	TOT	SOLO	AST	SCK	YDS	INT
Matt Milano	13	11	2	0.0	0.0	0
Tremaine Edmunds	9	5	4	0.0	0.0	0
Damar Hamlin	8	7	1	0.0	0.0	0

FIELD GOALS	FGM/FGA	PERCENT	RESULTS
Tyler Bass	3-3	100.0	38G, 39G, 21G
<b>TOTAL</b>	<b>3-3</b>	<b>100.0</b>	

## BALTIMORE RAVENS

PASSING	ATT	CP	YDS	SK/YD	TD	LG	INT	RTG
Lamar Jackson	29	20	144	2/10	1	21	2	63.0
<b>TOTAL</b>	<b>29</b>	<b>20</b>	<b>144</b>	<b>2/10</b>	<b>1</b>	<b>21</b>	<b>2</b>	<b>63.0</b>

RUSHING	ATT	YDS	AVG	LG	TD
Lamar Jackson	11	73	6.6	18	0
Justice Hill	8	45	5.6	14	0
J.K. Dobbins	13	41	3.2	16	1
Patrick Ricard	1	3	3.0	3	0
<b>TOTAL</b>	<b>33</b>	<b>162</b>	<b>4.9</b>	<b>18</b>	<b>1</b>

RECEIVING	NO	YDS	AVG	LG	TD
Devin Duvernay	4	51	12.8	21	0
J.K. Dobbins	4	22	5.5	20	1
Rashod Bateman	3	17	5.7	13	0
Patrick Ricard	3	17	5.7	7	0
Mark Andrews	2	15	7.5	9	0
Justice Hill	2	12	6.0	10	0
Demarcus Robinson	2	10	5.0	7	0
<b>TOTAL</b>	<b>20</b>	<b>144</b>	<b>7.2</b>	<b>21</b>	<b>1</b>

TOP DEFENSE	TOT	SOLO	AST	SCK	YDS	INT
Odafe Oweh	7	6	1	1.0	12.0	0
Chuck Clark	6	3	3	0.0	0.0	0
Patrick Queen	5	4	1	0.0	0.0	0

FIELD GOALS	FGM/FGA	PERCENT	RESULTS
Justin Tucker	2-2	100.0	42G, 51G
<b>TOTAL</b>	<b>2-2</b>	<b>100.0</b>	

## GAME HIGHLIGHTS

- **S Marcus Williams** recorded his fourth takeaway of the season on a FR following an **OLB Odafe Oweh** FF in the first quarter. Williams' 4 takeaways (3 INTs & 1 FR) are tied with CB Chris McAlister (2008 – 3 INTs & 1 FR) for the most by a player through four games of a season in franchise history.
- **Oweh** recorded a season-high 7 tackles (6 solo), including 1 sack (-12 yards), while adding 1 FF. The second-year veteran totaled his sixth-career sack and fourth-career FF.
- **RB J.K. Dobbins** rushed for 41 yards on 13 carries and 1 TD, also recording 1 TD on a shovel pass from QB Lamar Jackson for the game's first points. It marked Dobbins' first-career receiving TD and his first score since the 2020 season, after missing the entire 2021 campaign due to a knee injury.
- **CB Marlon Humphrey** recorded an INT on Buffalo's opening possession, marking his second-consecutive game with a pick and the second time in his career he's accomplished that feat (also W15-W16 of 2018). His career-high 26-yard INT return brought Baltimore inside the Bills' 10-yard line and led to the Ravens' opening TD.

## Team Statistics

	Bills	Ravens
First Downs	22	22
3rd-Down Eff. (Made/Att/Pct)	4/11/36%	6/13/46%
4th-Down Eff. (Made/Att/Pct)	1/1/100%	1/2/50%
Total Net Yards	326	296
Total Plays	62	64
Yards Per Play	5.3	4.6
Rushes/Net Yards	25/125	33/162
Net Passing	201	134
Pass Attempts/Completions	36/19	29/20
Had Intercepted	1	2
Sacked/Yards Lost	1/12	2/10
Punts/Average	3/45.3	3/50.7
Penalties/Yards	4/31	9/70
Fumbles/Lost	2/1	0/0
Possession Time	21:50	38:10



# GAME 5: BENGALS 17, RAVENS 19

Cincinnati (2-3) • Baltimore (3-2)

Sunday, October 9, 2022 • 8:20 PM EDT • M&T Bank Stadium • Baltimore  
Clear Temp: 60° F, Humidity: 42%, Wind: SW 3 mph • Attendance: 70,548 • Time: 2:57



Cincinnati Bengals	0	10	0	7	—	17
Baltimore Ravens	3	7	3	6	—	19

## SCORING DRIVES

TEAM	QTR	TIME	SCORING PLAY	CIN	BAL
Ravens	1	08:03	J.Tucker 37 yd. Field Goal (10-51, 4:54)	0	3
Ravens	2	13:26	M.Andrews 11 yd. pass from L.Jackson (J.Tucker kick) (7-50, 2:55)	0	10
Bengals	2	04:54	H.Hurst 19 yd. pass from J.Burrow (E.McPherson kick) (7-83, 4:24)	7	10
Bengals	2	00:04	E.McPherson 40 yd. Field Goal (11-62, 1:50)	10	10
Ravens	3	10:49	J.Tucker 58 yd. Field Goal (4-6, 1:35)	10	13
Ravens	4	09:42	J.Tucker 25 yd. Field Goal (15-91, 8:03)	10	16
Bengals	4	01:53	J.Burrow 1 yd. run (E.McPherson kick) (13-75, 7:44)	17	16
Ravens	4	00:00	J.Tucker 43 yd. Field Goal (7-50, 1:58)	17	19

### CINCINNATI BENGALS (HEAD COACH: ZAC TAYLOR)

OFFENSE			DEFENSE		
WR	1	J. Chase	LDE	94	S. Hubbard
WR	83	T. Boyd	NT	68	J. Tupou
LT	73	J. Williams	DT	95	Z. Carter
LG	67	C. Volson	DT	92	B. Hill
C	64	T. Karras	RDE	91	T. Hendrickson
RG	65	A. Cappa	LB	55	L. Wilson
RT	71	L. Collins	LB	57	G. Pratt
TE	88	H. Hurst	CB	20	E. Apple
WR	85	T. Higgins	CB	22	C. Awuzie
QB	9	J. Burrow	S	24	V. Bell
HB	28	J. Mixon	S	30	J. Bates III

### BALTIMORE RAVENS (HEAD COACH: JOHN HARBAUGH)

OFFENSE			DEFENSE		
WR	13	D. Duvernay	DT	92	J. Madubuike
LT	79	R. Stanley	DE	93	C. Campbell
LG	72	B. Powers	RUSH	99	O. Oweh
C	64	T. Linderbaum	MLB	56	J. Bynes
RG	70	K. Zeitler	WLB	6	P. Queen
RT	78	M. Moses	SAM	4	J. Pierre-Paul
TE	89	M. Andrews	CB	24	M. Peters
TE	84	J. Oliver	SS	36	C. Clark
QB	8	L. Jackson	FS	32	M. Williams
FB	42	P. Ricard	CB	44	M. Humphrey
RB	27	J. Dobbins	DB	21	B. Stephens

**OFFICIALS:** Referee: Scott Novak (1), Umpire: Ramon George (128), Down Judge: Derick Bowers (74), Line Judge: Walt Coleman IV (65), Field Judge: Trawick Boger (2), Back Judge: Terrence Miles (111), Replay Official: Matt Sumstine, Side Judge: Anthony Jeffries (36), Replay Assistant: Tim England

## CINCINNATI BENGALS

PASSING	ATT	CP	YDS	SK/YD	TD	LG	INT	RTG
Joe Burrow	35	24	217	2/15	1	33	1	82.7
Tyler Boyd	0	0	0	1/12	0	0	0	0.0
<b>TOTAL</b>	<b>35</b>	<b>24</b>	<b>217</b>	<b>3/27</b>	<b>1</b>	<b>33</b>	<b>1</b>	<b>82.7</b>

RUSHING	ATT	YDS	AVG	LG	TD
Joe Mixon	14	78	5.6	12	0
Samaje Perine	3	17	5.7	9	0
Joe Burrow	3	6	2.0	3	1
Ja'Marr Chase	1	0	0.0	0	0
<b>TOTAL</b>	<b>21</b>	<b>101</b>	<b>4.8</b>	<b>12</b>	<b>1</b>

RECEIVING	NO	YDS	AVG	LG	TD
Ja'Marr Chase	7	50	7.1	13	0
Hayden Hurst	6	53	8.8	19t	1
Samaje Perine	4	39	9.8	15	0
Tyler Boyd	3	32	10.7	18	0
Joe Mixon	3	10	3.3	6	0
Mike D. Thomas	1	33	33.0	33	0
<b>TOTAL</b>	<b>24</b>	<b>217</b>	<b>9.0</b>	<b>33</b>	<b>1</b>

TOP DEFENSE	TOT	SOLO	AST	SCK	YDS	INT
Germaine Pratt	8	2	6	1.0	4.0	0
Logan Wilson	7	7	0	0.0	0.0	0
Vonn Bell	7	5	2	0.0	0.0	1

FIELD GOALS	FGM/FGA	PERCENT	RESULTS
Evan McPherson	1-1	100.0	40G
<b>TOTAL</b>	<b>1-1</b>	<b>100.0</b>	

## BALTIMORE RAVENS

PASSING	ATT	CP	YDS	SK/YD	TD	LG	INT	RTG
Lamar Jackson	32	19	174	1/4	1	21	1	71.6
<b>TOTAL</b>	<b>32</b>	<b>19</b>	<b>174</b>	<b>1/4</b>	<b>1</b>	<b>21</b>	<b>1</b>	<b>71.6</b>

RUSHING	ATT	YDS	AVG	LG	TD
Lamar Jackson	12	58	4.8	19	0
J.K. Dobbins	8	44	5.5	17	0
Kenyan Drake	4	26	6.5	14	0
Devin Duvernay	3	24	8.0	12	0
Mike Davis	1	3	3.0	3	0
<b>TOTAL</b>	<b>28</b>	<b>155</b>	<b>5.5</b>	<b>19</b>	<b>0</b>

RECEIVING	NO	YDS	AVG	LG	TD
Mark Andrews	8	89	11.1	20	1
Devin Duvernay	5	54	10.8	21	0
Isaiah Likely	2	7	3.5	5	0
Demarcus Robinson	1	8	8.0	8	0
Tylan Wallace	1	8	8.0	8	0
James Proche II	1	7	7.0	7	0
Kenyan Drake	1	1	1.0	1	0
<b>TOTAL</b>	<b>19</b>	<b>174</b>	<b>9.2</b>	<b>21</b>	<b>1</b>

TOP DEFENSE	TOT	SOLO	AST	SCK	YDS	INT
Patrick Queen	7	5	2	0.0	0.0	1
Chuck Clark	7	3	4	0.0	0.0	0
Josh Bynes	6	4	2	1.0	7.0	0

FIELD GOALS	FGM/FGA	PERCENT	RESULTS
Justin Tucker	4-4	100.0	37G, 58G, 25G, 43G
<b>TOTAL</b>	<b>4-4</b>	<b>100.0</b>	

## GAME HIGHLIGHTS

- **K Justin Tucker** converted a 37-yard FG for the game's first points, a 58-yarder to put Baltimore ahead 13-10, a 25-yarder to extend Baltimore's lead to 16-10 and a 43-yard game-winner as time expired.
- Under **John Harbaugh** (since 2008), the Ravens are 19-2 at home in primetime games, producing the NFL's best such winning percentage (.905), while Baltimore is 8-1 at home on Sunday Night Football under Harbaugh.
- **TE Mark Andrews** recorded a TD grab in his fourth-consecutive primetime performance, marking the NFL's longest active streak. He also posted his 23rd-career game with at least 50 receiving yards.
- **ILB Patrick Queen** posted a team-high 7 tackles (5 solo) and 1 INT. It marks the second INT of his career and the first since his rookie 2020 campaign.
- **OLB Jason Pierre-Paul** notched his first sack as a Raven on a third-and-12 situation to force a Cincinnati punt. His 92.5 sacks since entering the league in 2010 are the NFL's 10th most among active players.

## Team Statistics

	Bengals	Ravens
First Downs	20	22
3rd-Down Eff. (Made/Att/Pct)	4/10/40%	5/11/45%
4th-Down Eff. (Made/Att/Pct)	0/1/0%	0/1/0%
Total Net Yards	291	325
Total Plays	59	61
Yards Per Play	4.9	5.3
Rushes/Net Yards	21/101	28/155
Net Passing	190	170
Pass Attempts/Completions	35/24	32/19
Had Intercepted	1	1
Sacked/Yards Lost	3/27	1/4
Punts/Average	4/38.5	2/39.5
Penalties/Yards	4/20	6/48
Fumbles/Lost	0/0	1/0
Possession Time	30:01	29:59