

BALTIMORE RAVENS GAME RELEASE

UNDER ARMOUR PERFORMANCE CENTER | 1 WINNING DRIVE | OWINGS MILLS, MD

PH: 410-701-4000 | BALTIMORERAVENS.COM | TWITTER: @RAVENS

WORLD CHAMPIONS: SUPER BOWL XXXV (2000) & SUPER BOWL XLVII (2012)



BALTIMORE RAVENS AT PITTSBURGH STEELERS



[8-4]

WEEK 14 – SUNDAY, DEC. 11, 2022
1 P.M. ET – Acrisure Stadium (68,400)

[5-7]

QUICK HITS

X Winners in five of their past six games, the Baltimore Ravens (8-4) travel to battle the Pittsburgh Steelers (5-7) from Acrisure Stadium (1 p.m. kickoff). The Ravens are tied atop the AFC North standings with 8-4 Cincinnati, however, Baltimore holds the head-to-head tiebreaker, winning 19-17 in Week 5. Pittsburgh has won two straight games and three of its past four overall.

X Baltimore is 8-4 for the sixth time in franchise history (also 2021, 2010, 2008, 2001 & 2000), with 2021 being the lone season the Ravens didn't earn a postseason berth.

X In the all-time Baltimore-Pittsburgh series, the Steelers lead the regular season count, 29-23, also going 3-1 in the playoffs. Under head coach **John Harbaugh**, Baltimore is 14-17 (including playoffs) against Pittsburgh, including 7-10 in Pittsburgh.

X The Ravens aim to end a four-game skid against the Steelers, with those defeats coming by a combined 13 points (4 & 5 points in 2020; 1 & 3 points in 2021).

X Since his 2008 Baltimore arrival, Coach Harbaugh's Ravens own the NFL's fourth-most total wins (156, including playoffs). Pittsburgh ranks third in the league during this span, posting 157 total victories.

X The Ravens earned a hard-fought 10-9 victory last Sunday over the visiting Broncos, when backup **QB Tyler Huntley** led a 16-play, 91-yard game-winning drive that was capped by his 2-yard TD run with 28 seconds remaining. Filling in for injured starter **QB Lamar Jackson** (knee), Huntley completed 27-of-32 passes for 187 yards, while adding a team-high 41 rushing yards on 10 carries, including the game-tying TD burst that led to **K Justin Tucker's** go-ahead PAT. Baltimore's defense was stout, limiting Denver to 272 yards and 2-of-12 (16.7%) on third down.

UPCOMING SCHEDULE

Wed. Dec. 7: 1:40 p.m. . . . Practice/Media Viewing (approx. 30 min.)
3:30 p.m. . . . Coach Harbaugh/Players Podium & Open Locker Room

Thur. Dec. 8: 1:40 p.m. . . . Practice/Media Viewing (approx. 30 min.)
3:30 p.m. . . . Three Coordinators Podium & Open Locker Room

Fri. Dec. 9: 11:30 a.m. . . . Practice/Media Viewing (approx. 30 min.)
1:15 p.m. . . . Coach Harbaugh Podium & Open Locker Room

CALLING THE ACTION

Television: CBS / WJZ Ch. 13 (Baltimore)
- Kevin Harlan (play-by-play) - Trent Green (analyst) - Melanie Collins (sideline)

Local Radio: WBAL (1090 AM) & 98Rock (97.9 FM) / SiriusXM Ch. 111 or 385
- Gerry Sandusky (play-by-play) - Rod Woodson (analyst)

Spanish Radio: La Mera Mera 1050 AM & WTTZ 93.5 FM (Tico Sports)
- David Andrade (PBP) - Allen Gutierrez (analyst)

COACH HARBS SAYS

JOHN HARBAUGH ON THE RAVENS' RUNNING GAME:

"We can run the ball; there's no doubt. Everybody knows we can run the ball, and they'll prepare to stop our run. ... We're going to continue believing in our run game, for sure; there's no doubt about that. [Going forward], we'll look at all the little intricacies of it, gameplanning-wise, and come up with the best plan we can and try to execute it the best and let it rip."

INJURY UPDATE

QB Lamar Jackson (knee), **T Patrick Mekari** (toe), **LB Patrick Queen** (thigh) and **LB Kristian Welch** (concussion) were injured last Sunday vs. Denver. All-Pro **LT Ronnie Stanley** (ankle) has missed two straight games. Starting **S Marcus Williams** (wrist) has missed the last seven games after being placed on Injured Reserve, but will return this season, as should **RB J.K. Dobbins** (knee), who was placed on IR on Oct. 21. Starters **WR Rashod Bateman** (foot) and **NT Michael Pierce** (biceps) are on season-ending IR.

NOTE THE QUOTE

GO KEVIN ZEITLER ON RAVENS-STEELERS WEEK:

"There's really nothing that needs to be said. It's Baltimore-Pittsburgh. It's the AFC North. It's the biggest rivalry in the league. No matter what, we know they will be motivated and ready to go. We've got a big week of prep coming up, and we need to be ready to go."

WEEK 14 SPOTLIGHT

MOST GAMES DECIDED BY THREE OR FEWER POINTS

DIVISION RIVALRIES / SINCE 2008



22 OF THE LAST 28 RAVENS-STEELERS GAMES HAVE BEEN DECIDED BY 1 SCORE.

16 OF THESE HAVE BEEN DECIDED BY 3 OR FEWER POINTS.

X Of the last 14 regular season Ravens-Steelers games in Pittsburgh, 10 have been decided by 3 or fewer points. (Each team has won 5 of these games.)

Chad Steele - SVP of Communications ■ Patrick Gleason - VP of Public Relations ■ Marisol Renner - Director of Publications ■ Tom Valente - Director of Public Relations
Vernon Dennis - Public Relations Coordinator ■ Dan Horowitz - Public Relations Coordinator ■ Emma Levine - Public Relations Intern

RAVENS 2022 INFORMATION

SCHEDULE & RESULTS (8-4)

Date	Opponent	Time/Result
Sun. Sept. 11	at New York Jets	W, 24-9
Sun. Sept. 18	MIAMI DOLPHINS	L, 38-42
Sun. Sept. 25	at New England Patriots	W, 37-26
Sun. Oct. 2	BUFFALO BILLS	L, 20-23
Sun. Oct. 9	CINCINNATI BENGALS	W, 19-17
Sun. Oct. 16	at New York Giants	L, 20-24
Sun. Oct. 23	CLEVELAND BROWNS	W, 23-20
Thurs. Oct. 27	at Tampa Bay Buccaneers	W, 27-22
Mon. Nov. 7	at New Orleans Saints	W, 27-13
Sun. Nov. 13	BYE	
Sun. Nov. 20	CAROLINA PANTHERS	W, 13-3
Sun. Nov. 27	at Jacksonville Jaguars	L, 27-28
Sun. Dec. 4	DENVER BRONCOS	W, 10-9
Sun. Dec. 11	at Pittsburgh Steelers	1 p.m.
Sat. Dec. 17	at Cleveland Browns	4:30 p.m.
Sat. Dec. 24	ATLANTA FALCONS	1 p.m.
Sun. Jan. 1*	PITTSBURGH STEELERS	1 p.m.
Sat/Sun. Jan. 7/8	at Cincinnati Bengals	TBD

* Flexible Scheduling Games Home Games in CAPS All Times Eastern

NUMBERS TO NOTE

1 – NFL defender (**CB Marlon Humphrey**) this season to register at least 3 INTs and 3 sacks. Over the past two seasons, only one other NFL defender has posted at least 3 INTs and 3 sacks in a single season (Buffalo's S Jordan Poyer in 2021).

1 – Rushing TD **QB Lamar Jackson** needs to reach 25 for his career. With the score, he'd become just the third QB (Josh Allen & Cam Newton) in NFL history with 100 passing TDs and 25 rushing TDs in the first five years of a career.

3 – NFL defenders (**LB Roquan Smith**, S Derwin James & LB Drew Tranquill) to produce at least 100 total tackles and 3 sacks this season. In four games as a Raven, Smith has tallied 31 total tackles, including 3 for loss and 1 sack.

5 – Punts to land inside the 20 (on 6 total punts) by rookie **P Jordan Stout** in last Sunday's win over Denver. It was the most punts inside the 20 by a Raven since 2018, when Sam Koch registered a single-game team-record 6 at Cleveland.

37 – Sacks by the Ravens' defense this season, ranking as the NFL's fifth most.

75.3 – The NFL's No. 1 yards-per-game differential for Baltimore, which boasts the league's No. 2 rush defense (82.5 ypg allowed) and No. 3 rushing offense (157.8 ypg).

331 – Consecutive games the Ravens have scored, marking the NFL's longest active streak, which dates back to 9/30/02.

654 – Receiving yards by **TE Mark Andrews** this season, ranking as the NFL's second most among all tight ends (Travis Kelce is first with 968).

NOTE OF THE WEEK I

X K Justin Tucker (1,463), the most accurate kicker in NFL history (90.9%), is 2 points shy of breaking Matt Stover's franchise record of 1,464 career points scored. Additionally, Tucker is 4 FGMs shy of setting a new career franchise record, which is also held by Stover (354).

MOST POINTS SCORED [RAVENS HISTORY]

Rk.	Name (Seasons)	Points
1.	Matt Stover (1996-2008) ..	1,464
2.	Justin Tucker (2012-22) ...	1,463
3.	Billy Cundiff (2009-11)	294

MOST FIELD GOALS MADE [RAVENS HISTORY]

Rk.	Name (Seasons)	FGM
1.	Matt Stover (1996-2008) ...	354
2.	Justin Tucker (2012-22)	351
3.	Billy Cundiff (2009-11)	66

X Tucker in Pittsburgh: Tucker is 24-of-25 (96.0%) on FGAs at Pittsburgh, hitting 2 game-winners (46 yards in 2019 & 52 yards in 2015).

NOTE OF THE WEEK II

X In their past nine games (dating back to Week 4), Baltimore's defense has allowed 288.0 ypg, which ranks as the NFL's second-best mark during this span. (Washington is first at 282.8 ypg permitted.)

X The Ravens' "D" has also been outstanding on third-down during this stretch, limiting opponents to a league-best 30.8% success rate.

NOTE OF THE WEEK III

X Sunday's game marks the 32nd meeting (including playoffs) between head coach **John Harbaugh** and head coach **Mike Tomlin**. The 32 head-to-head battles will be the second most by a pair of opposing head coaches in league history. (Curly Lambeau vs. Steve Owen is third with 31.) The only head coaches in NFL history to produce more head-to-head matchups are Lambeau vs. George Halas (49 times).

NOTE OF THE WEEK IV

X DE Calais Campbell (99) is 1 sack shy of reaching the coveted 100 milestone.

X Campbell is the NFL's only active defender to play in over 200 games (224).

X Campbell has posted 4.5 sacks in his past six games.



2022 AFC NORTH STANDINGS

Team	W	L	T	Home	Road	Div.	Con.	PF	PA	Strk
Baltimore	8	4	0	4-2	4-2	2-0	5-3	285	236	W1
Cincinnati	8	4	0	4-1	4-3	1-3	5-3	312	255	W4
Cleveland	5	7	0	3-3	2-4	2-1	3-6	290	300	W2
Pittsburgh	5	7	0	2-3	3-4	1-2	2-6	213	277	W2

RAVENS / STEELERS INFORMATION

2022 NFL RANKINGS

OFFENSE

Category	--Ravens--		--Steelers--	
	Stats	Rank	Stats	Rank
Total Offense	350.2	14	316.3	26
Rush Offense	157.8	3	117.0	16
Pass Offense	192.4	26	199.3	24
Points Per Game	23.8	12	17.8	28
3rd-Down Off. %	43.8	8	39.5	18
4th-Down Off. %	53.8	12t	69.2	4
Red Zone Off. (TD%)	51.1	23	48.6	26t

DEFENSE

Category	--Ravens--		--Steelers--	
	Stats	Rank	Stats	Rank
Total Defense	330.5	13	362.6	24
Rush Defense	82.5	2	107.5	7
Pass Defense	248.0	25	255.1	28
Points Per Game	19.7	9	23.1	19
3rd-Down Def. %	31.2	2	39.1	15
4th-Down Def. %	70.6	31	64.7	29
Red Zone Def. (TD%)	55.3	15	55.6	16t

TEAM

Category	--Ravens--		--Steelers--	
	Stats	Rank	Stats	Rank
Turnover Ratio	+6	4	+3	8t
Penalties	64	9	72	17t
Penalty Yards	549	11t	517	8

RAVENS-STEELERS SERIES HISTORY

- ✗ All-Time Regular Season: Steelers lead, 29-23
- ✗ Regular Season, at Pittsburgh: Steelers lead, 16-10
- ✗ Regular Season, Under Harbaugh: Steelers lead, 15-13
- ✗ All-Time Postseason: Steelers lead, 3-1

RAVENS-STEELERS SERIES HISTORY / SINCE 2015

Date	Winner	Score/Site	Attend.
10/01/15	Ravens	23-20 @ Pit. OT	63,929
12/27/15	Ravens	20-17 Bal.	71,261
11/06/16	Ravens	21-14 Bal.	71,286
12/25/16	Steelers	31-27 @ Pit.	66,276
10/01/17	Steelers	26-9 Bal.	71,126
12/10/17	Steelers	39-38 @ Pit.	60,069
09/30/18	Ravens	26-14 @ Pit.	62,030
11/04/18	Steelers	23-16 Bal.	70,997
10/06/19	Ravens	26-23 @ Pit. OT	64,037
12/29/19	Ravens	28-10 Bal.	70,695
11/01/20	Steelers	28-24 Bal.	4,345
12/02/20	Steelers	19-14 @ Pit.	N/A
12/05/21	Steelers	20-19 @ Pit.	59,303
01/09/22	Steelers	16-13 Bal. OT	70,453

2022 RAVENS / STEELERS LEADERS

PASSING YARDS [TDs/INTs]

Lamar Jackson	2,242 (17/7)	Kenny Pickett	1,797 (4/8)
Tyler Huntley	187 (0/1)	Mitchell Trubisky	797 (3/2)

RUSHING YARDS [AVG.]

Lamar Jackson	764 (6.8)	Najee Harris	671 (3.8)
Kenyan Drake	421 (4.6)	Kenny Pickett	209 (5.0)
Justice Hill	225 (5.5)	Jaylen Warren	195 (5.0)

RECEIVING YARDS [CATCHES]

Mark Andrews	654 (56)	Pat Freiermuth	597 (50)
Devin Duvernay	378 (35)	Diontae Johnson	565 (61)

POINTS

Justin Tucker	103	Chris Boswell	45
Mark Andrews	32	Matthew Wright	43

INTERCEPTIONS [YARDS]

Marlon Humphrey	3 (26)	Minkah Fitzpatrick	4 (94)
Marcus Williams	3 (33)	Levi Wallace	3 (3)

SACKS [YARDS]

Justin Houston	9.0 (-59)	Alex Highsmith	10 (-74)
Calais Campbell	5.5 (-48.5)	Cameron Heyward	5.0 (-25)

TACKLES

Patrick Queen	85	Myles Jack	94
Chuck Clark	71	Devin Bush	65

GROSS PUNTING [NET]

Jordan Stout	47.0 (41.1)	Pressley Harvin III	44.4 (41.4)
--------------	-------------	---------------------	-------------

FIELD GOALS [PCT.]

Justin Tucker	25/28 (89.3)	Chris Boswell	12/16 (75.0)
N/A	N/A	Matthew Wright	12/14 (85.7)

PUNT RETURN YARDS [AVG.]

Devin Duvernay	174 (12.4)	Steven Sims	71 (5.9)
----------------	------------	-------------	----------

KICKOFF RETURN YARDS [AVG.]

Devin Duvernay	323 (26.9)	Steven Sims	359 (25.6)
----------------	------------	-------------	------------

2022 TALE OF THE TAPE

Category	Ravens	Steelers
Record	8-4	5-7
Current Streak	Won 1	Won 2
Points Scored	285	213
TDs Scored	30	19
Rushing TDs Scored	12	10
Passing TDs Scored	17	8
TDs on Returns	1	1
Points Against	236	277
TDs Allowed	25	31
Rushing TDs Allowed	9	6
Passing TDs Allowed	16	24
TDs on Returns Allowed	0	1
KOR Avg. For	24.1	21.0
KOR Avg. Against	21.1	25.3
PR Avg. For	12.4	6.3
PR Avg. Against	7.6	5.4
Sacks	37	23
Sacks Allowed	28	32
Interceptions	11	14
Interceptions Thrown	9	10
Fumbles Lost/Recovered	5/9	4/3

RAVENS COACHES, MILESTONES & MORE

RAVENS COACHES

Name (Coaching Experience: NFL /Ravens)	Title
John Harbaugh (25/15)	Head Coach
Chris Horton (9/9)	Special Teams Coordinator
Mike Macdonald (8/8)	Defensive Coordinator
Greg Roman (25/8)*	Offensive Coordinator
Randy Brown (19/15)	Special Teams Coach
Joe D'Alessandris (14/6)	Offensive Line Coach
Mike Devlin (20/1)*	Assistant Offensive Line Coach
Kerry Dixon (1/1)	Assistant Quarterbacks Coach
George Godsey (12/1)	Tight Ends Coach
Chris Hewitt (11/11)	Pass Game Coordinator / Secondary
Rob Leonard (10/1)	Outside Linebackers Coach
D'Anton Lynn (9/2)*	Safeties Coach
Tee Martin (2/2)	Wide Receivers Coach
Zach Orr (6/5)	Inside Linebackers Coach
Ryan Osborn (1/1)*	Defensive Assistant
Jay Peterson (2/2)	Defensive Assistant
Matt Robinson (2/2)*	Defensive Assistant
Steve Saunders (7/7)	Head Strength & Conditioning Coach
Daniel Stern (7/7)*	Offensive Assistant
Travis Switzer (6/6)*	Offensive Assistant
James Urban (19/5)	Quarterbacks Coach
Craig Ver Steeg (16/15)	Running Backs Coach
Anthony Weaver (11/2)	Assistant Head Coach / Defensive Line
T.J. Weist (5/5)	Special Teams Coach
Keith Williams (2/2)	Pass Game Specialist

*Located in the booth on gameday

RAVENS RADIO BROADCASTS

• The Ravens' 2022 radio team features Gerry Sandusky and former Ravens DB and Hall of Famer Rod Woodson. Sandusky, WBAL-TV 11's sports director, delivers the play-by-play for the broadcast team, while Woodson serves as the color analyst.

• Games can be heard on 98 Rock WIIY (97.9 FM), WBAL 1090 AM, WBAL 101.5 FM, ESPN 630 AM, BaltimoreRavens.com, the Ravens mobile app, SiriusXM Ch. 111/385 and on our regional affiliates. This network broadcasts each Ravens game across five states – including Maryland, Pennsylvania, Delaware, West Virginia and Kentucky – and Washington D.C.

• With a crew consisting of David Andrade (play-by-play), Allen Gutierrez (analyst) and Victor Flores (producer), the Spanish radio broadcast of all Ravens games can be heard on Radio La Mera Mera 1050 AM and WTTZ 93.5 FM. The broadcast will also stream digitally on the Ravens Mobile App, and the Ravens' and Tico Sports' respective websites.



MILESTONES ON THE HORIZON

TE Mark Andrews

• Andrews (nine games) needs 100 receiving yards to break a tie with WR Mark Clayton for the most 100-yard receiving games in Ravens history.

• With 1 more red zone receiving TD, Andrews (27) will tie TE Todd Heap (28) for the most red zone receiving TDs in Ravens franchise history.

OLB Tyus Bowser

• Bowser (18.5) needs 1.5 sacks to register 20 for his career. In reaching that number, he'd become the fourth player (also Jamal Adams, Preston Smith and T.J. Watt) to record at least 20 sacks, 4 INTs and 4 FFs since 2017.

RB Kenyan Drake

• Drake's next appearance will be the 100th of his career.

DE Calais Campbell

• Campbell (99) needs 1 sack to become the 63rd player in NFL history to reach the coveted century mark.

• Campbell (793) is 7 tackles shy of 800 for his career

OLB Justin Houston

• Houston (9) needs 1 sack in 2022 to become the first Raven with at least 10 sacks since OLB Terrell Suggs (2017). He'd also become the second Raven (Suggs in 2003 & 2011) to record at least 10 sacks, 1 INT and 1 FF in a season.

• Houston (497) is 3 tackles shy of 500 for his career.

• With 1 FF, Houston will notch the 20th of his career, becoming the 11th player in NFL history with at least 100 sacks, 5 INTs and 20 FFs.

CB Marlon Humphrey

• Humphrey owns 3 sacks this season, and with another sack, will set the Ravens' single-season sacks record by a DB.

ILB Patrick Queen

• Queen is 12 tackles shy of 300 for his career. In reaching that mark, he'd become the NFL's fourth defender since 2020 to register at least 300 tackles and multiple INTs (2), FFs (4) and FRs (3).

K Justin Tucker

• Tucker (1,463) needs 2 points scored to surpass K Matt Stover (1,464) for the most in Ravens franchise history.

• Tucker (351) needs 4 field goals made to surpass K Matt Stover (354) for the most in Ravens franchise history.

RAVENS PRONUNCIATION GUIDE

PLAYERS: Tyler Badie (BAY-dee); Vince Biegel (BEE-gull); Calais Campbell (cuh-LAY-us); Devin Duvernay (DOO-ver-nay); Daniel Faalele (FAH-ah-LAY-lay); Charlie Kolar (KOH-ler); Justin Madubuike (mad-uh-BEE-kay); Patrick Mekari (muh-CARE-ee); David Ojabo (oh-JOBB-oh); Odafe Oweh (uh-DAH-fay, OH-way); James Proche II (pro-SHAY); Kevon Seymour (KEE-von); Tylan Wallace (TIE-luhn); Ar'Darius Washington (ar-DARE-ee-us)

COACHES: Joe D'Alessandris (dell-ah-SAN-dress); D'Anton Lynn (DANT-in); Craig Ver Steeg (ver-STEGG); T.J. Weist (WEEST)

BALTIMORE'S 2022 OPPONENTS

REG. SEASON SERIES	2022 RECORD	SERIES HISTORY AND 2022 MATCHUP
 <p>Ravens Record: 10-2 Home: 6-0 Away: 4-2 Last: W, 24-9 – 9/11/22 at NYJ</p>	<p>Overall: 7-5 Home: 3-3 Away: 4-2 Under Saleh: 11-18</p>	<p>In its 24-9 wire-to-wire, season-opening victory at NYJ (9/11/22), Baltimore limited the Jets to just 2-of-14 (14.3%) on third down, adding 2 takeaways (1 INT & 1 FR) in the contest. On the other side of the ball, Lamar Jackson eclipsed 10,000 career passing yards, tossing 3 TDs for the 14th time in his career.</p>
 <p>Ravens Record: 8-8 Home: 4-2 Away: 4-6 Last: L, 38-42 – 9/18/22 vs. Mia.</p>	<p>Overall: 8-4 Home: 5-1 Away: 3-3 Under McDaniel: 8-4</p>	<p>Despite QB Lamar Jackson completing 21-of-29 passes for 318 yards and 3 TDs (142.6 rating), while adding 119 rushing yards and 1 TD on 9 carries (13.2 avg.), Miami outlasted the Ravens, 42-38, in their Week 2 matchup (9/18/22). Jackson surpassed Mike Vick for the most 100-yard rushing games by a QB in NFL history (11).</p>
 <p>Ravens Record: 3-9 Home: 2-3 Away: 1-6 Last: W, 37-26 – 9/25/22 at NE</p>	<p>Overall: 6-6 Home: 3-3 Away: 3-3 Under Belichick: 260-105</p>	<p>QB Lamar Jackson posted the NFL's second-ever performance with 4 passing TDs, 100 rushing yards and 1 rushing TD (also QB Randall Cunningham, 1990), as the Ravens edged the Patriots, 37-26 (9/25/22). Baltimore earned its first-ever regular season victory at NE, and John Harbaugh won his 150th game.</p>
 <p>Ravens Record: 6-4 Home: 5-2 Away: 1-2 Last: L, 20-23 – 10/2/22 vs. Buf.</p>	<p>Overall: 9-3 Home: 4-1 Away: 5-2 Under McDermott: 58-35</p>	<p>Baltimore led 20-10 at the half, but couldn't hold onto the lead, ultimately dropping the battle, 23-20 (10/2/22). RB J.K. Dobbins saw his first home action since 2020 and picked up right where he left off, rushing for 41 yards and 1 TD on 13 carries, while also recording a 1-yard TD on a shovel pass from QB Lamar Jackson.</p>
 <p>Ravens Record: 28-25 Home: 18-9 Away: 10-16 Last: W, 19-17 – 10/9/22 vs. Cin.</p>	<p>Overall: 8-4 Home: 4-1 Away: 4-3 Under Taylor: 24-36-1</p>	<p>K Justin Tucker drilled the game-winning 43-yard FG as time expired to deliver the Ravens a 19-17 victory vs. Cin. (10/9/22) on Sunday Night Football. The Ravens improved to 19-2 at home in primetime games under Coach Harbaugh (since 2008), including 8-1 at home on SNF during that span.</p>
 <p>Ravens Record: 4-3 Home: 3-0 Away: 1-3 Last: L, 20-24 – 10/16/22 at NYG</p>	<p>Overall: 7-4-1 Home: 4-2-1 Away: 3-2 Under Daboll: 7-4-1</p>	<p>Baltimore led for most of the game, but couldn't hold on, losing 24-20 at NYG (10/16/22). The Ravens' defense permitted a season-low 3.8 yards per play, while on offense, their rushing attack gained 211 yards and 1 TD on 24 carries, averaging a single-game franchise-record 8.8 yards per attempt.</p>
 <p>Ravens Record: 35-12 Home: 19-5 Away: 16-7 Last: W, 23-20 – 10/23/22 vs. Cle.</p>	<p>Overall: 5-7 Home: 3-3 Away: 2-4 Under Stefanski: 24-21</p>	<p>ILB Malik Harrison blocked a 60-yard FGA to help seal the 23-20 win for Baltimore, vs. Cle. (10/23/22). The game also featured RB Gus Edwards' season debut after missing the entire 2021 campaign. In his return, Edwards paced the Ravens with 66 rushing yards and 2 TDs on 16 carries.</p>
 <p>Ravens Record: 5-2 Home: 2-1 Away: 3-1 Last: W, 27-22 – 10/27/22 at TB</p>	<p>Overall: 6-6 Home: 4-3 Away: 2-3 Under Bowles: 6-6</p>	<p>The Ravens defeated Tampa Bay, 27-22, at TB (10/27/22) on Thursday Night Football. It was a true tale of two halves, as Baltimore's second-half offense exploded for 204 rushing yards and 1 TD on 26 attempts (7.8 avg.), while QB Lamar Jackson's second half featured 8-of-8 passing for 94 yards and 2 TDs (155.2 rating).</p>
 <p>Ravens Record: 6-2 Home: 3-2 Away: 3-0 Last: W, 27-13 – 11/7/22 at NO</p>	<p>Overall: 4-9 Home: 3-4 Away: 1-5 Under Allen: 4-9</p>	<p>Baltimore defeated New Orleans, 27-13, in a MNF showdown at NO (11/7/22). OLB Justin Houston wreaked havoc in the contest, posting 2.5 sacks and 1 INT for a Ravens defense that limited the Saints to 48 rushing yards on 15 attempts (3.2 avg.). He became the first Raven ever to post three straight multi-sack games.</p>
 <p>Ravens Record: 3-4 Home: 2-1 Away: 1-3 Last: W, 13-3 – 11/20/22 vs. Car.</p>	<p>Overall: 4-8 Home: 4-3 Away: 0-5 Under Wilks: 3-4</p>	<p>Baltimore's defense permitted season lows in points (3), total yards (205), yards-per-play average (3.8) and rushing yards (36), while recording 3 takeaways (2 INTs & 1 FR) and 4 sacks, en route to a 13-3 victory vs. Car. (11/20/22). The Ravens improved to 7-3 for the fifth time in franchise history (also 2004, 2010, 2011 & 2021).</p>
 <p>Ravens Record: 10-13 Home: 7-5 Away: 3-8 Last: L, 27-28 – 11/27/22 at Jax.</p>	<p>Overall: 4-8 Home: 3-3 Away: 1-5 Under Pederson: 4-8</p>	<p>The Ravens fell to the Jaguars, 27-28, at Jax. (11/27/22), after K Justin Tucker's potential game-winning 67-yard FG came up just short. Baltimore's rush defense was stout, permitting 38 rushing yards on 20 carries (1.9 avg.), marking its fewest yards-per-carry allowed since 2019.</p>
 <p>Ravens Record: 7-7 Home: 6-1 Away: 2-5 Last: W, 10-9 – 12/4/22 vs. Den.</p>	<p>Overall: 3-9 Home: 2-3 Away: 1-6 Under Hackett: 3-9</p>	<p>Baltimore captured a 10-9 victory vs. Den. (12/4/22) in a defensive battle that featured a QB Tyler Huntley-led 16-play, 91-yard game-winning TD drive. Baltimore's defense limited Denver to 2-of-12 (16.7%) on third down and kept the Broncos out of the red zone for the entire game. Its 9 points allowed were a season low.</p>
 <p>Ravens Record: 23-29 Home: 13-13 Away: 10-16 Last: L, 13-16 (OT) – 1/9/22 vs. Pit.</p>	<p>Overall: 5-7 Home: 2-3 Away: 3-4 Under Tomlin: 159-92-2</p>	<p>In 2022, John Harbaugh's Ravens and Mike Tomlin's Steelers will meet for the 32nd & 33rd time (including playoffs), eclipsing Curly Lambeau and Steve Owen (31) for the second-most head-to-head battles by a pair of opposing head coaches in league history (Lambeau vs. George Halas – 49).</p>
 <p>Ravens Record: 4-2 Home: 2-0 Away: 2-2 Last: W, 26-16 – 12/2/18 at Atl.</p>	<p>Overall: 5-8 Home: 4-3 Away: 1-5 Under Smith: 12-18</p>	<p>This is the third game in franchise history in which Baltimore will host the Atlanta Falcons. In its last such matchup (10/19/14), Baltimore produced 5 sacks, including 2 sacks each by OLBs Elvis Dumervil and Pernell McPhee, jumping out to a 17-0 halftime lead and ultimately defeating the Falcons, 29-7.</p>

RAVENS WINNING WAYS

TOP FRANCHISES / SINCE 2000

TOTAL WINS

1. New England Patriots..... 290
2. Pittsburgh Steelers 246
3. Green Bay Packers 242
4. Indianapolis Colts 234
5. Baltimore Ravens 233
6. Philadelphia Eagles 228

SUPER BOWL BERTHS

1. New England Patriots..... 9
2. New York Giants 3
- Pittsburgh Steelers 3
- Sea. Seahawks, STL/LAR Rams.. 3
5. Baltimore Ravens, Car., Den. . . 2
- Ind., KC, Phi., SF, TB 2

SUPER BOWL TITLES

1. New England Patriots..... 6
2. Baltimore Ravens 2
- New York Giants 2
- Pittsburgh Steelers 2
- Tampa Bay Buccaneers 2
6. Eight Teams 1

CONF. TITLE GAMES

1. New England Patriots..... 13
2. Green Bay Packers 6
- Philadelphia Eagles 6
- Pittsburgh Steelers 6
5. San Francisco 49ers 5
6. Baltimore Ravens, Ind., KC, . . . 4

WINNING SEASONS

1. New England Patriots..... 20
2. Green Bay Packers 17
- Pittsburgh Steelers 17
4. Indianapolis, Philadelphia... 16
6. Baltimore, Seattle. 15

PLAYOFF BERTHS

1. New England Patriots..... 18
2. Green Bay Packers 16
3. Indianapolis Colts 15
4. Phi., Pit, Sea. 14
7. Baltimore 13

PLAYOFF GAMES

1. New England Patriots..... 42
2. Green Bay Packers 29
3. Baltimore Ravens 27
- Ind., Phi., Pit., Sea. 27
8. Kansas City, New Orleans... 19

PLAYOFF WINS

1. New England Patriots..... 30
2. Baltimore Ravens 16
3. Pittsburgh Steelers 15
4. Green Bay Packers 14
- Philadelphia, Seattle 14

TWO-TIME SUPER BOWL CHAMPIONS



In a magnificent effort showcasing thrilling performances by their defense, offense and special teams units, the Baltimore Ravens won Super Bowl XXXV with a 34-7 victory over the New York Giants. Allowing the Giants a meager 152 total net yards, New York's attack crossed midfield just twice, while Baltimore's "D" posted 4 INTs. LB Ray Lewis was named the game's MVP, capping an accolade-filled season in which he was also tabbed the NFL's Defensive Player of the Year.

Baltimore defeated San Francisco, 34-31, in Super Bowl XLVII, capturing the franchise's second World Championship. After an amazing first-half performance, the Ravens took a commanding 28-6 lead. But following a bizarre, 34-minute power outage that halted play, the 49ers stormed back into contention. Clinging to a 34-29 edge late in the game, the Ravens stood firm on a pivotal goal-line stand, jamming SF on four-straight plays inside the 7-yard line. QB Joe Flacco was named the game's MVP.

PLAYOFF PERFORMERS

FRANCHISE PLAYOFF WINNING PERCENTAGES [SINCE 1970 MERGER]

Rk.	Team	Record	Pct.
1.	New England Patriots*****	36-21	.632
2.	New York Giants****	20-12	.625
3.	San Francisco 49ers*****	34-21	.618
4.	Baltimore Ravens**	16-11	.593
5.	Pittsburgh Steelers*****	36-26	.581

* Number of Super Bowl Titles

JOHN HARBAUGH ERA [SINCE 2008]

PLAYOFF BERTHS

1. New England Patriots..... 12
2. Green Bay Packers 11
3. Baltimore Ravens 9
- Kansas City Chiefs 9
- Pittsburgh Steelers 9
- Seattle Seahawks 9
7. Indianapolis Colts 8
- New Orleans Saints 8
- Philadelphia Eagles 8

TOTAL WINS

1. New England Patriots..... 185
2. Green Bay Packers 161
3. Pittsburgh Steelers 157
4. Baltimore Ravens 156
5. New Orleans Saints 154
6. Kansas City Chiefs 146
7. Seattle Seahawks 145
8. Indianapolis Colts 138
9. Philadelphia Eagles 137

PLAYOFF WINS

1. New England Patriots..... 16
2. Baltimore Ravens 11
- Green Bay Packers 11
4. Seattle Seahawks 10
5. Kansas City, San Francisco... 9

PLAYOFF GAMES

1. New England Patriots..... 25
2. Green Bay Packers 21
3. Baltimore Ravens 19
4. Seattle Seahawks 18
5. Kansas City Chiefs 17

AFC TITLE GAMES

1. New England Patriots..... 8
2. Kansas City Chiefs 4
3. Baltimore Ravens 3
- Pittsburgh Steelers 3
5. Denver, Indianapolis 2
- NY Jets 2

PLAYOFF ROAD WINS

1. Baltimore Ravens 8
2. Green Bay Packers 5
- San Francisco 49ers 5
4. New York Jets 4
5. LA Rams, Philadelphia 3
- Seattle, Tampa Bay, Tennessee . . 3

REG. SEASON WINS

1. New England Patriots..... 169
2. Green Bay Packers 150
3. Pittsburgh Steelers 149
4. New Orleans Saints 146
5. Baltimore Ravens 145
6. Kansas City Chiefs 137
7. Seattle Seahawks 135

REG. SEASON HOME WINS

1. New England Patriots..... 94
2. Green Bay Packers 89
3. Baltimore Ravens 86
4. Pittsburgh Steelers 83
5. Minnesota Vikings 79
- New Orleans Saints 79
7. Seattle Seahawks 76

SUPER BOWL SUCCESS

The Ravens are one of five franchises (New England, NY Giants, Pittsburgh & Tampa Bay) to win multiple Super Bowls since 2000.

HEAD COACH JOHN HARBAUGH



RECORDS (2008-22)

- Overall Career Record 156-100
- Regular Season Record 145-92
- at Home 86-33
- on Road 59-59
- vs. AFC 106-70
- vs. AFC North 52-34
- vs. NFC 39-22
- Playoff Record 11-8
- Home Playoff Games 2-2
- Road Playoff Games 8-6
- Super Bowl Record 1-0
- vs. Steelers (incl. playoffs) . . 14-17



ALL-TIME RAVENS COACHING RECORDS

John Harbaugh is the third head coach in Baltimore Ravens history. He is the franchise's all-time winningest coach (156 total victories), 11 of which have come in the playoffs.

Coach	Seasons	Reg. Season	Playoffs	Total
John Harbaugh	2008-22	145-92	11-8	156-100
Brian Billick	1997-2007	80-64	5-3	85-67
Ted Marchibroda	1996-98	16-31-1	n/a	16-31-1

HARBAUGH FAST FACTS

John Harbaugh has led the Ravens to a playoff berth in nine (2008-12, 2014 & 2018-20) of his 14 full seasons, and in 2012, captured the franchise's second Super Bowl title. In 2019, Coach Harbaugh became the first Ravens coach ever to win Associated Press NFL Coach of the Year Award.

Here are several more Harbaugh quick hits:

✗ Harbaugh owns the most road playoff wins (eight) by a HC in NFL history. Tom Landry (Dal.) and Tom Coughlin (Jax./NYG) are second with seven each.

✗ Under Harbaugh, Baltimore is one of six teams (NE, GB, KC, Pit. & Sea.) to earn a playoff berth in at least nine of the past 14 full seasons. Baltimore is also one of 10 teams (KC, Buf., GB, LAR, NE, NO, Phi. Sea. & Ten.) to make the playoffs in at least three of the past four seasons (2018-21).

✗ In 2019, the Ravens posted a franchise-best 14-2 record. Baltimore won a team-record 12 straight games to close out the regular season, earning its first-ever No. 1 playoff seed.

✗ Coach Harbaugh has led the Ravens to four AFC North Division titles (2011-12, 2018-19).

✗ The Ravens' 11 playoff wins since 2008 tie (GB) for the second most in the NFL (New England - 16).

✗ Under "Harbs," the Ravens have secured an appearance in three AFC Championship games (2008, 2011 & 2012).

✗ "Harbs" is the only head coach in NFL history to win a playoff game in each of his first four and five seasons.

✗ John and his brother, Jim (formerly of the 49ers), are the only head coaches to advance to three conference title games in the first five years as NFL bosses.

✗ Harbaugh is the only coach in NFL history to win a playoff game in six of the first seven seasons of a coaching career.

✗ In 2012, Harbaugh became the third coach (with Bill Cowher & Chuck Knox) since the 1970 merger to guide his team to the playoffs in each of his first five seasons.

✗ With the Ravens' 2014 playoff berth, Harbaugh became one of eight coaches in NFL history to make the postseason in six of their first seven seasons coaching.

RAVENS UNDER HARBAUGH: SINCE 2008

3

AFC TITLE GAMES
3RD MOST,
TIED, PIT.

8

ROAD PLAYOFF WINS
NFL'S MOST

9

PLAYOFF BERTHS
3RD MOST,
TIED, KC, PIT. & SEA.

11

PLAYOFF WINS
2ND MOST, TIED, GB

86

WINS AT HOME
3RD MOST

156

TOTAL VICTORIES
4TH MOST

HEAD COACH JOHN HARBAUGH

ACTIVE HEAD COACH WINNING PERCENTAGE

Baltimore Ravens head coach John Harbaugh owns the sixth-best winning percentage (.609) among active coaches (min. 100 games), compiling a strong 156-100 record (including playoffs).

2022 ACTIVE HEAD COACHES / CAREER WINNING PERCENTAGE (TOTALS INCLUDE REGULAR SEASON & PLAYOFF GAMES / MIN. 100 GAMES)

Rank	Coach	Teams	Seasons	Record	Pct.
1.	Bill Belichick	Cle./NE	1991-95, 2000-22	327-162	.669
2.	Sean McVay	LAR	2017-22	65-38	.631
3.	Andy Reid	Phi./KC	1999-2012, 2013-22	261-154-1	.629
4.	Mike Tomlin	Pit.	2007-22	167-101-2	.622
5.	Sean McDermott	Buf.	2017-22	61-39	.610
6.	John Harbaugh	Bal.	2008-22	156-100	.609
7.	Mike McCarthy	GB/Dal.	2006-18, 2020-22	162-104-2	.608

COACHES WITH AT LEAST NINE PLAYOFF BERTHS — IN FIRST 14 NFL SEASONS —

Coach	Berths
Tony Dungy	11
Bud Grant	11
Marty Schottenheimer	11
Pete Carroll	10
Bill Cowher	10
Mike Holmgren	10
Mike McCarthy	10
John Harbaugh	9
Joe Gibbs	9
Chuck Knox	9
Chuck Noll	9
Sean Payton	9
Andy Reid	9
Mike Tomlin	9

COACH HARBAUGH'S CAREER STOPS

Team	Position	Years
Baltimore Ravens	Head Coach	2008-22
Philadelphia Eagles	Secondary	2007
Philadelphia Eagles	Special Teams Coordinator	1998-2006
Indiana University	DBs / Special Teams Coord.	1997
University of Cincinnati	Assistant Head Coach	1995-96
University of Cincinnati	TEs / OLBs / RBs / Special Teams	1989-94
Morehead State	DBs / ST Coord. / S&C Coach	1988
University of Pittsburgh	Tight Ends	1987
Western Michigan	Graduate Assistant	1984-86

HARBS IN ELITE COMPANY

MOST PLAYOFF WINS BY A HEAD COACH / FIRST 14 SEASONS

Coach (Teams)	Playoff Wins	Coach (Teams)	Playoff Wins
Joe Gibbs (Was.)	17	John Harbaugh (Bal.)	11
Bill Belichick (Cle./NE)	15	Pete Carroll (NYJ/NE/Sea.)	11
Chuck Noll (Pit.)	14	Mike Holmgren (GB/Sea.)	11
Bill Cowher (Pit.)	12	Bill Parcells (NYG/NE/NYJ/Dal.)	11

HARBS' RAVENS TENURE

Year	Record	Playoffs (Result)
2022	8-4	TBD
2021	8-9	No Playoff Berth
2020	11-5	1-1 (Advanced to Divisional Round)
2019	14-2	0-1 (No. 1 Seed / Advanced to Divisional Round)
2018	10-6	0-1 (Advanced to Wild Card Round)
2017	9-7	No Playoff Berth
2016	8-8	No Playoff Berth
2015	5-11	No Playoff Berth
2014	10-6	1-1 (Advanced to Divisional Round)
2013	8-8	No Playoff Berth
2012	10-6	4-0 (Won Super Bowl XLVII)
2011	12-4	1-1 (Advanced to AFC Championship)
2010	12-4	1-1 (Advanced to Divisional Round)
2009	9-7	1-1 (Advanced to Divisional Round)
2008	11-5	2-1 (Advanced to AFC Championship)

DURING HARBAUGH ERA / SINCE 2008

TOTAL WINS (REG + POST)

Rk.	Team	Total Wins
1.	New England	185
2.	Green Bay	161
3.	Pittsburgh	157
4.	Baltimore	156
5.	New Orleans	154
6.	Kansas City	146

PLAYOFF BERTHS

Berths	Team (Seasons)
12	NE ('09-19, '21)
11	GB ('09-16, '19-21)
9	Bal. ('08-12, '14, '18-20)
9	KC ('10, '13, '15-21)
9	Pit. ('08, '10-11, '14-17, '20-21)
9	Sea. ('10, '12-16, '18-20)

POSTSEASON SUCCESS: 2022 ACTIVE COACHES

PLAYOFF WIN PERCENTAGE (MIN. 6 GAMES)

Rk.	Coach	Rec.	Pct.
1.	Bill Belichick	31-13	.705
2.	Sean McVay	7-3	.700
3.	Doug Pederson	4-2	.667
	Kyle Shanahan	4-2	.667
5.	John Harbaugh	11-8	.579

SUPER BOWL TITLES

1.	Bill Belichick	6
2.	John Harbaugh	1
	Pete Carroll	1
	Mike McCarthy	1
	Sean McVay	1
	Doug Pederson	1
	Andy Reid	1
	Mike Tomlin	1

HARBS' REGULAR SEASON TRENDS

• September	33-17
• October	29-28
• November	42-18
• December	37-25
• January	4-4
• Leading at halftime	115-26
• Leading after 3 quarters	126-21
• When scoring first	106-36
• Positive or even turnover ratio	114-39
• Scoring 20 or more points	122-45
• Scoring 30 or more points	58-7
• Totaling 350 or more net yards	83-38
• Rushing for 150 or more yards	61-18
• Holding opponent under 250 net yards	49-7
• Holding opponent under 21 points	116-19

RAVENS OFFENSIVE NOTES



GREG ROMAN
4TH SEASON AS RAVENS
OFFENSIVE COORDINATOR

*2019 NFL ASSISTANT
COACH OF THE YEAR*

**MOST CONSECUTIVE GAMES
W/ 100+ RUSHING YARDS
(PRO FOOTBALL HISTORY)**

Baltimore Ravens (2018-21)	43
Pittsburgh Steelers (1974-77)	43
Detroit Lions (1935-39)	38

ROMAN'S OFFENSES RACK UP TEAM RECORDS

In 2019, Baltimore set single-season franchise records in total TDs (64), points (531), net yards (6,521), rushing yards (3,296) and first downs (386). In 2020, the Ravens posted the second-most total TDs (55), points (468) and rushing yards (3,071) in franchise history, while 2021's 6,440 total yards stand second.

TOTAL TDs			POINTS		
Rk.	Year	TDs	Rk.	Year	Points
1.	2019	64	1.	2019	531
2.	2020	55	2.	2020	468
3.	2009	47	3.	2014	409

NET YARDS			RUSHING YARDS		
Rk.	Year	Yards	Rk.	Year	Yards
1.	2019	6,521	1.	2019	3,296
2.	2021	6,440	2.	2020	3,071
3.	2018	5,999	3.	2003	2,674

DID YOU KNOW?

- During the John Harbaugh Era (since 2008) when rushing for at least 125 yards, the Ravens have produced an 86-26 record. Baltimore is 61-18 when rushing for at least 150 yards and 31-5 when tallying at least 200 yards, under Coach Harbaugh.
- Eight of the Ravens' all-time Top 13 rushing outputs have occurred since 2018, when QB Lamar Jackson became the starter: 404 at Cin. in 2020 (1st), 296 at Cle. in 2018 (4th), 294 vs. Dal. in 2020 (5th), 285 at LAR in 2019 (7th), 269 vs. Cin. in 2019 (9th), 267 vs. Cin. in 2018 (10th), 265 vs. Pit. in 2020 (11th) & 265 at Mia. in 2019 (11th).
- The 2020 Ravens became the first team in NFL history to have three players – QB Lamar Jackson, RB J.K. Dobbins & RB Gus Edwards – each tally at least 700 rushing yards and 6 rushing TDs.
- Since QB Lamar Jackson became Baltimore's starter in Week 11 of 2018, the Ravens have rushed for at least 200 yards in an NFL-high 25 games. (Tennessee is second with 14 such games.)

2022 OFFENSIVE RANKINGS

T.O.P. AVERAGE		RUSHING YPG	
1.	Washington.....32:59	1.	Chicago 189.2
2.	Baltimore 32:21	2.	Atlanta 158.9
3.	Cincinnati.....32:05	3.	Baltimore 157.8
4.	San Francisco 32:04	4.	Cleveland..... 156.0
5.	Cleveland.....32:02	5.	Philadelphia 154.6

3RD-&-SHORT CONV. PCT		RUSHES OF 10+ YARDS	
1.	Cincinnati..... 74.3	1.	Chicago 68
2.	LA Rams..... 72.1	2.	Baltimore 63
4.	Baltimore 70.0	3.	Cleveland..... 61
4.	Tampa Bay..... 67.2	4.	Atlanta..... 54
5.	Buffalo.....66.7	4.	Philadelphia 54

OFFENSIVE RANKINGS SINCE 2019 (GREG ROMAN AS RAVENS O.C.)

POINTS PER GAME		RUSHING YARDS PER GAME	
1.	Kansas City 28.8	1.	Baltimore 176.0
2.	Dallas 27.7	2.	Tennessee 143.5
3.	Tampa Bay 27.5	3.	Cleveland 141.3
4.	Baltimore 27.4	4.	Philadelphia..... 139.9

T.O.P. AVERAGE		THIRD-DOWN PCT.	
1.	Baltimore 32:41	1.	Kansas City 50.0
2.	Green Bay..... 31:53	2.	Buffalo 45.3
3.	San Francisco..... 31:17	3.	Baltimore 43.8

2022 BALTIMORE 150+ STREAK

In each of their first eight games this season, Baltimore rushed for 150+ yards, tying for the fifth-longest streak during the Super Bowl Era (since 1966). The eight-game streak was the longest stretch since 1985, when the Bears had nine and Raiders eight.

CONSECUTIVE GAMES W/ 150+ RUSHING YARDS IN A SEASON (SUPER BOWL ERA / SINCE 1966)

Rk.	Team	Year	150+ Games
1.	Miami Dolphins	1972	11
2.	Pittsburgh Steelers	1975	10
3.	Chicago Bears	1985	9
	Miami Dolphins	1973	9
5.	Baltimore Ravens	2022	8
	Los Angeles Raiders	1985	8
	Pittsburgh Steelers	1972	8

MOST RUSHING YARDS IN A 16-GAME NFL SEASON

Rk.	Team (Year)	Yards	Avg.	Att.
1.	Baltimore (2019)	3,296	5.53	596
2.	New England (1978)	3,165	4.72	671
3.	Baltimore (2020)	3,071	5.53	555
4.	Kansas City (1978)	2,986	4.50	663
5.	Chicago (1984)	2,974	4.41	674

RAVENS DEFENSIVE NOTES



MIKE MACDONALD

1ST SEASON AS
RAVENS DEFENSIVE COORDINATOR

“Mike is one of us – a Raven through and through. During his initial seven seasons with us, it was evident that his leadership, intelligence and passion would earn him the opportunity to be a defensive coordinator in the NFL.”

- Head coach John Harbaugh on defensive coordinator Mike Macdonald

2022 DEFENSIVE RANKINGS

Rk.	Team	RUSHING YPG ALLOWED	YPG
1.	San Francisco 49ers		75.6
2.	Baltimore Ravens		82.5
3.	Tennessee Titans		83.1
4.	Los Angeles Rams		96.7
5.	Buffalo Bills		101.8

Rk.	Team	THIRD-DOWN DEFENSE	Opp. 3rd Pct.
1.	Tennessee Titans		30.4
2.	Baltimore Ravens		31.2
3.	Denver Broncos		31.9
4.	Washington Commanders		33.1
5.	Dallas Cowboys		33.8

Rk.	Team	SACKS	Sacks
1.	Dallas Cowboys		48
2.	Philadelphia Eagles		42
3.	New England Patriots		39
4.	Tampa Bay Buccaneers		38
5.	Baltimore Ravens		37

2021 SUCCESS AT MICHIGAN

M • In his lone season (2021) coordinating Michigan’s defense, Mike Macdonald helped guide the Wolverines to their first Big Ten title since 2004 and an appearance in the College Football Playoffs semifinals.

• Macdonald’s unit produced the nation’s eighth-ranked scoring defense (17.4 ppg), also finishing 20th in yards allowed per game (330.9) and 11th in red zone touchdown efficiency (45.7%).

• Macdonald played an instrumental role in the 2021 standout performance DE Aidan Hutchinson, who earned first-team All-American honors and was a Heisman Trophy finalist after posting a career-high and single-season school record 14 sacks.

• Macdonald also guided Ravens’ 2022 second-round pick OLB David Ojabo, whose 11 sacks tied for fourth in single-season school history, while his 5 FFs set a single-season UM record.

DEFENSIVE RANKINGS UNDER HARBAUGH

Mike Macdonald leads a defense that, during the John Harbaugh Era (2008-22), has been superb, ranking either No. 1 or No. 2 in several major defensive categories.

2	2	1
POINTS ALLOWED PER GAME	TOTAL NET YARDS ALLOWED PER GAME	RUSHING YARDS ALLOWED PER GAME
19.3	319.6	95.8
1	2	1
SCRIMMAGE TDs ALLOWED	OPPONENT PASSER RATING	THIRD-DOWN DEFENSE
456	81.9	35.6

DEFENSIVE CHARTS WITH MACDONALD

From 2018-20, Macdonald led a Ravens’ linebackers corps that helped Baltimore produce the NFL’s No. 1 overall defense (307.8 ypg) during that span, while also permitting the league’s fewest points per game (18.2).

RAVENS DEFENSIVE RANKINGS FROM 2018-20

POINTS ALLOWED PER GAME		YARDS ALLOWED PER GAME			
1.	Baltimore	18.2	1.	Baltimore	307.8
2.	New England	18.8	2.	Pittsburgh	312.4
3.	Chicago	19.8	3.	San Francisco	314.3
4.	Pittsburgh	20.3	4.	Buffalo	315.0

✗ In 2017, alongside pass game coordinator/secondary coach Chris Hewitt, Macdonald helped guide a defensive backfield that contributed to the NFL’s most INTs (22) and takeaways (34). Baltimore also finished second in the league in both defensive passer rating (72.4) and defensive TDs (five).

DEFENSIVE FAST FACTS

• Under John Harbaugh, the Ravens have posted a Top 5 scoring defense in seven of his 14 full seasons. Additionally, Baltimore has boasted 10 Top 10 defenses (yards allowed).

• Since 2017, 37 shutouts have been pitched by defenses throughout the NFL. Of those, 4 have come courtesy of the Ravens, ranking second most in the league (NE is first with 5).

MOST NFL SHUTOUTS / SINCE RAVENS 1996 INCEPTION

Rk.	Team	SO
1.	New England Patriots	15
2.	Baltimore Ravens	14
3.	San Francisco 49ers	13
4.	Seattle Seahawks	11

RAVENS SPECIAL TEAMS NOTES



CHRIS HORTON
4TH SEASON AS RAVENS
SPECIAL TEAMS COORDINATOR

RAVENS SINCE 2011

13 TOTAL RETURN TDs
NFL'S THIRD MOST

7 KICKOFF RETURN TDs
NFL'S SECOND MOST

6 PUNT RETURN TDs
NFL'S FOURTH MOST
(TIED WITH DEN., LAR & PHI.)

DUVERNAY A DANGEROUS RETURN MAN

Dating back to last season, WR/RS Devin Duvernay (a 2021 first-team All-Pro & Pro Bowl return specialist) ranks No. 2 in the NFL in PR average (13.4) and No. 6 in KOR average (25.0).

NFL PUNT RETURN AVERAGE / SINCE 2021

Rk.	Player (Team)	PR	Yards	Avg.	Long	TDs
1.	Marcus Jones (NE)	20	294	14.7	84t	1
2.	Devin Duvernay (Bal.)	40	534	13.4	46	0
3.	Braxton Berrios (NYJ)	29	375	12.9	28	0

NFL KICKOFF RETURN AVERAGE / SINCE 2021

Rk.	Player (Team)	KOR	Yards	Avg.	Long	TDs
1.	Kene Nwangwu (Min.)	42	1,199	28.5	99t	3
2.	Braxton Berrios (NYJ)	42	1,182	28.1	102t	1
3.	Cordarrelle Paterson (Atl.)	26	702	27.0	103t	1
4.	Andre Roberts (Car.)	39	1,045	26.8	101t	1
5.	Isaiah Rodgers Sr. (Ind.)	37	953	25.8	72	0
6.	Devin Duvernay (Bal.)	40	999	25.0	103t	1

BALTIMORE BLOCK PARTY

BLOCKED KICKS / SINCE 2014

Rk.	Team	Blocks
1.	New England.....	21
	Philadelphia.....	21
3.	Denver.....	19
	Miami.....	19
5.	Baltimore.....	17

RAVENS' 17 BLOCKS [SINCE 2014]: BREAKDOWN

Total Blocks.....17	1st Qtr.....4	When Losing.....9
FG Blocks.....11	2nd Qtr.....2	When Winning.....6
PAT Blocks.....3	3rd Qtr.....3	When Tied.....2
Punt Blocks.....3	4th Qtr.....8	Record.....13-4

26.5 – The Ravens' average starting field position after a kickoff return in 2022, ranking No. 3 in the NFL.

A RICH HISTORY OF SPECIAL TEAMS

Following the retirement of longtime ST coordinator Jerry Rosburg in 2019, Chris Horton took over as the special teams coach. Horton, who served as Rosburg's assistant for three seasons (2016-18), leads the standout special teams battery.

SEVEN PRO BOWL SPECIALISTS

• Seven Ravens have earned 14 combined Pro Bowl honors during the John Harbaugh Era (since 2008): ST Brendon Ayanbadejo (2008), K Billy Cundiff (2010), RS Devin Duvernay (2021), RS Jacoby Jones (2012), K Justin Tucker (2013, 2016 & 2019-21), LS Morgan Cox (2015, 2016 & 2019-20) and P Sam Koch (2015).

PRIME KICKER & PUNTER

• Five-time Pro Bowl K Justin Tucker, who the Ravens signed as a rookie free agent, owns the NFL's most FGs (351) since entering the NFL in 2012. With a 90.9% career success mark, "Tuck" is the most accurate kicker in league history (351-of-386 on FGAs). Earning his first Pro Bowl nod in 2015, now-retired P Sam Koch's 46.7 gross avg. ranked No. 9 in the NFL that season, while his 42.9 net avg. was No. 2. In 2017, Koch led the NFL in both punts inside the 10 (16) and the 20 (a franchise-record 40).

RAVENS' RETURN MEN SOAR

• Dating back to 2011, six different Ravens have returned punts for touchdowns: WR Michael Campanaro, WR Kaelin Clay, WR Tandon Doss, CB Cyrus Jones, WR Jacoby Jones and DB Lardarius Webb.

DUVERNAY NETS ANOTHER KOR-TD

• In Week 2 vs. Miami, WR Devin Duvernay registered a 103-yard KOR-TD to open the game, marking the league's first KOR-TD of the 2022 season and the second (93 yards on 9/28/20 vs. KC) of Duvernay's career. It also marked the first time in franchise history that Baltimore returned the opening-game kickoff for a TD. With the play, Duvernay became the second Raven ever to record multiple regular season KOR-TDs in a career (2), joining WR Jacoby Jones (4).


NO. 1 KOR AVERAGE UNDER HARBAUGH

Since 2008, when John Harbaugh became the Ravens' head coach, Baltimore owns the NFL's No. 1 KOR average (24.7).

NFL KICKOFF RETURN AVERAGE [SINCE 2008 / HARBAUGH'S BALTIMORE TENURE]

Rk.	Team	KOR	Yards	Avg.	Long	TDs
1.	Baltimore	573	14,174	24.7	108t	9
2.	Minnesota	627	15,332	24.5	109t	13
3.	NY Jets	690	16,391	23.8	107t	8

RAVENS PERSONNEL NOTES



ERIC DeCOSTA
27TH SEASON WITH RAVENS
4TH AS EVP & GENERAL MANAGER

RAVENS SCOUTING HISTORY / SINCE 1996

30 *HOMEGROWN RAVENS PRO BOWLERS*

26 *DRAFTED RAVENS TO EARN PRO BOWL HONORS*

4 *UNDRAFTED ROOKIES TO EARN PRO BOWL HONORS*

HOMEGROWN PRO BOWLERS

The Ravens have had 51 different players earn Pro Bowl honors since the team's 1996 inception. Of those, 30 are homegrown – 26 drafted and 4 signed as a rookie free agent.

RAVENS HOMEGROWN PRO BOWLERS / SINCE 1996 INCEPTION

Year Drafted (Rd.)	Name	Pro Bowls
1996 (1st)	LB Ray Lewis	13
1996 (1st)	T Jonathan Ogden	11
2002 (1st)	S Ed Reed	9
2007 (3rd)	G Marshal Yanda	8
2003 (1st)	OLB Terrell Suggs	7
2006 (1st)	DT Haloti Ngata	5
2012 (RFA)	K Justin Tucker #	5
1997 (1st)	OLB Peter Boulware	4
2010 (RFA)	LS Morgan Cox #	4
2014 (1st)	LB C.J. Mosley	4
1999 (1st)	CB Chris McAlister	3
2017 (RFA)	FB Patrick Ricard #	3
2008 (2nd)	Ray Rice	3
2018 (3rd)	TE Mark Andrews	2
2018 (3rd)	T Orlando Brown Jr.	2
2001 (1st)	TE Todd Heap	2
2017 (1st)	CB Marlon Humphrey	2
2018 (1st)	QB Lamar Jackson %	2
2016 (5th)	OLB Matthew Judon	2
1996 (5th)	WR/RS Jermaine Lewis	2
2007 (4th)	FB Le'Ron McClain	2
2000 (6th)	OLB Adalius Thomas	2
2020 (3rd)	WR/RS Devin Duvernay	1
2007 (1st)	G Ben Grubbs	1
2013 (4th)	FB Kyle Juszczyk	1
2006 (6th)	P Sam Koch	1
2000 (1st)	RB Jamal Lewis	1
2002 (RFA)	LB Bart Scott #	1
2016 (1st)	T Ronnie Stanley	1
2013 (3rd)	DT Brandon Williams	1

Undrafted Rookie Free Agent

Bold Indicates 2021 Pro Bowler

FIRST-ROUND FINDS

The Ravens have tabbed 28 players in the first round. These picks have earned 66 combined Pro Bowls, multiple POTY Awards, an NFL MVP honor, two Super Bowl MVPs and three HOF selections.

RAVENS ALL-TIME FIRST-ROUND DRAFT PICKS

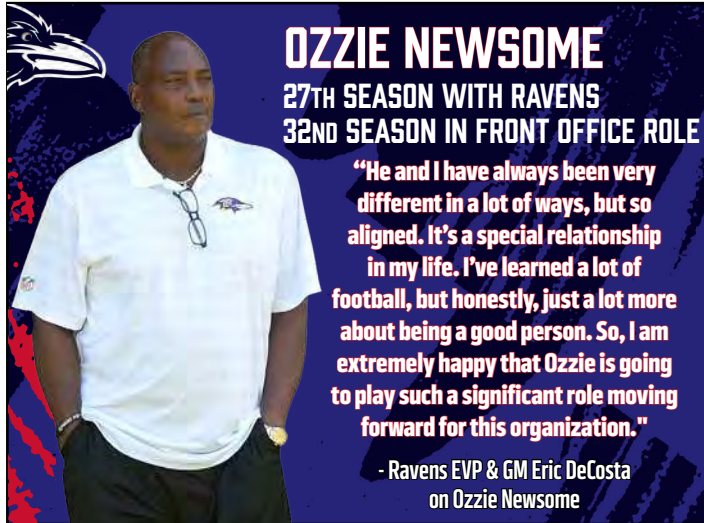
Year	Name	Pick	Pro Bowls
1996	T Jonathan Ogden * ~	4	11
1996	LB Ray Lewis + + ~ ~	26	13
1997	LB Peter Boulware *	4	4
1998	CB Duane Starks	10	
1999	CB Chris McAlister	10	3
2000	RB Jamal Lewis * =	5	1
2000	WR Travis Taylor	10	
2001	TE Todd Heap	31	2
2002	S Ed Reed * + ~	24	9
2003	OLB Terrell Suggs * +	10	7
2003	QB Kyle Boller	19	
2005	WR Mark Clayton *	22	
2006	DT Haloti Ngata *	12	5
2007	G Ben Grubbs *	29	2
2008	QB Joe Flacco ^ ~	18	
2009	T Michael Oher *	23	
2011	CB Jimmy Smith	27	
2013	S Matt Elam	32	
2014	LB C.J. Mosley *	17	4
2015	WR Breshad Perriman	26	
2016	T Ronnie Stanley	6	1
2017	CB Marlon Humphrey	16	2
2018	TE Hayden Hurst	25	
2018	QB Lamar Jackson %	32	2
2019	WR Marquise Brown	25	
2020	ILB Patrick Queen *	28	
2021	WR Rashod Bateman	27	
2021	OLB Odafe Oweh*	31	

% NFL MVP ~ Super Bowl MVP + Defensive Player of the Year
= Offensive Player of the Year ~ Pro Football Hall of Fame
* All-Rookie Team ^ NFL Rookie of the Year (Fan Vote)

Baltimore has drafted three players (Ogden, Lewis & Reed) who were selected to the Pro Football Hall of Fame. For Ogden & Lewis, it was the first time ever two players were drafted in the same round (1st in 1996) by a team and reached the HOF in their initial year of eligibility.

Eric DeCosta has been with the franchise since Day One, first beginning as an intern during the inaugural 1996 season and then ascending to the personnel department's chief decision-maker in 2019. Prior to being named EVP/GM – succeeding the legendary Ozzie Newsome – DeCosta, 50, received GM interview offers annually from multiple teams in recent years. However, he never seriously considered leaving Baltimore, which has always aligned perfectly with what he envisioned to be his dream job.

RAVENS PERSONNEL NOTES



OZZIE NEWSOME

27TH SEASON WITH RAVENS
32ND SEASON IN FRONT OFFICE ROLE

"He and I have always been very different in a lot of ways, but so aligned. It's a special relationship in my life. I've learned a lot of football, but honestly, just a lot more about being a good person. So, I am extremely happy that Ozzie is going to play such a significant role moving forward for this organization."

- Ravens EVP & GM Eric DeCosta on Ozzie Newsome

"20/20 CLUB"

The Ravens' "20/20 Club" includes members of the personnel staff who started with Baltimore as young assistants and grew into evaluators with more input. The term "20/20" refers to hiring 20-year-olds for \$20,000. But according to Ozzie Newsome: "The guys actually started when they were a little older than 20 and for more than \$20,000, but that's what we call them."

RAVENS "2020 CLUB" GRADUATES / CURRENT SCOUTS

Name	Joined Ravens	Current Title
George Kokinis	1991 (w/ Browns)	Dir. of Player Personnel
Eric DeCosta	1996	EVP & General Manager
Joe Hortiz	1998	Dir. of Player Personnel
Mark Azevedo	2005	Asst. Dir. of Player Personnel
David Blackburn	2007	Director of College Scouting
Andrew Raphael	2013	National Scout
Brandon Berning	2015	Midwest/SW Area Scout
Joey Cleary	2015	Southeast Area Scout
Corey Frazier	2017	West Coast Area Scout
"Q" Attenoukon	2017	Area Scout
Patrick McDonough	2018	Northeast Area Scout
Chas Stallard	2018	Southwest Area Scout

ALL-PRO DRAFT PICKS

Over the past 26 seasons, led by Ozzie Newsome and Eric DeCosta, Baltimore has drafted a league-high (tied) 17 players who have earned AP first-team All-Pro honors. When including undrafted rookies LS Morgan Cox and K Justin Tucker, the Ravens have produced 19 "homegrown" AP first-team All-Pro selections since their 1996 inception.

MOST DRAFT CHOICES TO EARN AP FIRST-TEAM ALL-PRO [SINCE 1996 / RAVENS INCEPTION]

1. Baltimore ...17	Mark Andrews (1)	Ray Lewis (7)	Ed Reed (5)
New England . . 17	Devin Duvernay (1)	Chris McAlister (1)	Ronnie Stanley (1)
Pittsburgh 17	Marlon Humphrey (1)	Le'Ron McClain (1)	Terrell Suggs (1)
4. Dallas 16	Lamar Jackson (1)	Haloti Ngata (2)	Adalius Thomas (1)
San Francisco . . 16	Jamal Lewis (1)	Jonathan Ogden (4)	Marshal Yanda (2)
	Jermaine Lewis (1)	Kelechi Osemele (1)	

SUCCESS ACROSS THE DRAFT BOARD

1ST ROUND

Jonathan Ogden ('96), Ray Lewis ('96), Peter Boulware ('97), Chris McAlister ('99), Jamal Lewis ('00), Todd Heap ('01), Ed Reed ('02), Terrell Suggs ('03), Haloti Ngata ('06), Ben Grubbs ('07), Joe Flacco ('08), Michael Oher ('09), Jimmy Smith ('11), C.J. Mosley ('14), Ronnie Stanley ('16), Marlon Humphrey ('17), Lamar Jackson ('18), Marquise Brown ('19), Patrick Queen ('20)

2ND ROUND

Jamie Sharper ('97), Anthony Weaver ('02), Ray Rice ('08), Paul Kruger ('09), Torrey Smith ('11), Courtney Upshaw ('12), Kelechi Osemele ('12), Tyus Bowser ('17), J.K. Dobbins ('20)

3RD ROUND

Casey Rabach ('01), Marshal Yanda ('07), Lardarius Webb ('09), Brandon Williams ('13), Orlando Brown Jr. ('18), Mark Andrews ('18), Devin Duvernay ('20), Justin Madubuike ('20)

4TH ROUND

Edwin Mulitalo ('99), Edgerton Hartwell ('01), Jarret Johnson ('03), Le'Ron McClain ('07), Dennis Pitta ('10), Kyle Juszczyk ('13), Za'Darius Smith ('15), Tavon Young ('16), Anthony Averett ('18)

5TH ROUND

Jermaine Lewis ('96), Dawan Landry ('06), Arthur Jones ('10), Pernelle McPhee ('11), Rick Wagner ('13), Nick Boyle ('15), Matthew Judon ('16)

6TH ROUND

Adalius Thomas ('00), Chester Taylor ('02), Sam Koch ('06), Tyrod Taylor ('11), Ryan Jensen ('13), Darren Waller ('15), Chuck Clark ('17), Bradley Bozeman ('18), DeShon Elliott ('18)

7TH ROUND

DeAngelo Tyson ('12), Michael Campanaro ('14), Zach Sieler ('18)

RFA

Mike Flynn ('97), Priest Holmes ('97), Will Demps ('02), Bart Scott ('02), Ma'ake Kemoeatu ('02), Jameel McClain ('08), Dannell Ellerbe ('09), Morgan Cox ('10), Josh Byrnes ('11), Justin Tucker ('12), James Hurst ('14), Zach Orr ('14), Patrick Onwuasor ('16), Michael Pierce ('16), Matt Skura ('16), Patrick Ricard ('17), Chris Board ('18), Gus Edwards ('18), Patrick Mekari ('19), Tyler Huntley ('20)

Ozzie Newsome's legacy is unlike any the game has seen. Known throughout all of sports as a premier leader, he is a Hall of Fame player, the architect of Baltimore's 2000 and 2012 Super Bowl championship teams and an elite evaluator who became the NFL's first African American GM. In 2019, his longtime top lieutenant, Eric DeCosta, took over as the Ravens' EVP & GM. However, Newsome maintains a significant role within the organization as its executive VP.

RAVENS IRONMEN / TURNOVER NOTES

RAVENS IRONMEN

RAVENS CONSECUTIVE GAMES PLAYED / ACTIVE STREAKS



JUSTIN TUCKER
173



PATRICK QUEEN
45

RAVENS CONSECUTIVE GAMES PLAYED / ALL-TIME STREAKS

Rk.	Player	Games	Years
1.	Sam Koch	239	2006-20
2.	Justin Tucker	173	2012-present
3.	Jarret Johnson	129	2003-11
4.	Joe Flacco	122	2008-15
5.	Anthony Levine Sr.	117	2013-20
6.	Peter Boulware	111	1997-2003

RAVENS ALL-TIME GAMES PLAYED

Rk.	Player	Games	Years
1.	Sam Koch	256	2006-21
2.	Terrell Suggs	229	2003-18
3.	Ray Lewis	228	1996-2012
4.	Matt Stover	207	1996-2008
5.	Jonathan Ogden	177	1996-2007
	Marshal Yanda	177	2007-19
7.	Justin Tucker	173	2012-present
8.	Morgan Cox	165	2010-20
9.	Joe Flacco	163	2008-18
10.	Ed Reed	160	2002-12
11.	Anthony Levine Sr.	146	2012-21
12.	Jarret Johnson	143	2003-11
13.	Chris McAlister	135	1999-2008
	Haloti Ngata	135	2006-14
15.	Mike Flynn	134	1998-2007
	Kelly Gregg	134	2001-10
17.	Todd Heap	133	2001-10
18.	Jimmy Smith	128	2011-21
19.	Ladarius Webb	127	2009-17
20.	Peter Boulware	126	1997-2005
21.	Brandon Williams	123	2013-21
22.	Cornell Brown	109	1997-2004
	Bart Scott	109	2002-08
24.	Edwin Mulitalo	106	1999-2006
25.	Adalius Thomas	97	2000-06

TURNOVER MARGIN SINCE 2008

Since John Harbaugh's 2008 Baltimore arrival, the Ravens have produced the NFL's fifth-best turnover differential (+52).

NFL's TOP TURNOVER DIFFERENTIALS [SINCE 2008 / JOHN HARBAUGH ERA]

Rk.	Team	Takeaways	Giveaways	Turnover Diff.
1.	New England	414	248	+166
2.	Green Bay	378	255	+123
3.	Seattle	376	293	+83
4.	Kansas City	370	298	+72
5.	Baltimore	365	313	+52

TURNOVER MARGIN AT HOME

Baltimore owns a +54 differential at home during the John Harbaugh Era, ranking as the league's fourth-best mark.

NFL's TOP TURNOVER DIFFERENTIALS / AT HOME [SINCE 2008 / JOHN HARBAUGH ERA]

Rk.	Team	Takeaways	Giveaways	Turnover Diff.
1.	Green Bay	213	109	+104
2.	New England	211	126	+85
3.	Seattle	200	133	+67
4.	Baltimore	200	146	+54

TURNOVER TABLE SINCE 2000

Year	TA/TO	Plus/Minus	Record
2022	20/14	+6	8-4
2021	15/26	-11	8-9
2020	22/18	+4	11-5
2019	25/15	+10	14-2
2018	17/20	-3	10-6
2017	34/17	+17	9-7
2016	28/23	+5	8-8
2015	14/28	-14	5-11
2014	22/20	+2	10-6
2013	24/29	-5	8-8
2012	25/16	+9	10-6
2011	26/24	+2	12-4
2010	27/20	+7	12-4
2009	32/22	+10	9-7
2008	34/21	+13	11-5
2007	23/40	-17	5-11
2006	40/23	+17	13-3
2005	26/36	-10	6-10
2004	34/23	+11	9-7
2003	41/38	+3	10-6
2002	31/32	-1	7-9
2001	28/36	-8	10-6
2000	49/26	+23	12-4
Total	637/567	+70	217-148

THE RAVENS ARE...

SINCE 2000, HERE ARE THE RAVENS' RECORDS IN A GAME:

When turnover ratio is +2 or better 88-6
 When turnover ratio is +1 or better 133-20
 When turnover ratio is even 44-30
 When turnover ratio is negative 39-97

THAT M&T MAGIC

HOME UNDER HARBS

Under John Harbaugh (since 2008), the Ravens own the NFL's third-best home winning percentage (.723), going 86-33 at M&T Bank Stadium.

NFL'S BEST REGULAR SEASON HOME RECORDS (JOHN HARBAUGH ERA / SINCE 2008)

Rk.	Team	Record	Pct.
1.	New England Patriots	94-25	.790
2.	Green Bay Packers	89-27-2	.763
3.	Baltimore Ravens	86-33	.723
4.	Pittsburgh Steelers	83-34-1	.708
5.	New Orleans Saints	79-40	.664
	Minnesota Vikings	79-40	.664

RAVENS DEFEND THE BANK

The Ravens have been outstanding at home since they arrived in Baltimore. Below are their respective home records and corresponding NFL rankings during several periods.

RAVENS HOME RECORDS / NFL RANKINGS

Time Period (Milestone)	Record	NFL Rank
Since 2010 (Past 12 Seasons)	74-29	3
Since 2008 (John Harbaugh's Arrival)	86-33	3
Since 2000 (First Super Bowl Season)	132-51	3
Since 1998 (M&T Bank Stadium Opened)	140-59	3
Since 1996 (Team's Inception)	147-67-1	4

HOME "D" UNDER HARBS (SINCE 2008)

17.5

POINTS ALLOWED
PER GAME
[NFL'S BEST]

78.7

OPPONENT PASSER
RATING
[NFL'S 2ND BEST]
BUFFALO - 76.4

308.0

YARDS ALLOWED
PER GAME
[NFL'S 2ND BEST]
PITTSBURGH - 307.4

X DATING BACK TO 2008, THE RAVENS HAVE OUTSCORED OPPONENTS 3,031 TO 2,088 AT HOME. IN THEIR 86 WINS DURING THIS SPAN, THE MARGIN OF VICTORY HAS BEEN 13.9 POINTS PER GAME.

X THE RAVENS OWN A +943 POINT DIFFERENTIAL AT HOME UNDER JOHN HARBAUGH, RANKING NO. 3 IN THE NFL (*NE IS +1,299 & GB IS +1,028).

X BALTIMORE IS 40-0 UNDER HARBAUGH WHEN ALLOWING 12 POINTS OR FEWER AT HOME.

HOME "D" DOMINANCE DATES WAY BACK

The Ravens' "D" has been stout at home for many seasons. Since 2003, Baltimore ranks at the top in several key categories:

BEST NFL DEFENSES AT HOME / SINCE 2003

POINTS PER GAME (Fewest Allowed)	TOTAL DEFENSE (Fewest Yards Allowed)
1. Baltimore 17.2	1. Pittsburgh 300.6
2. New England 17.3	2. Baltimore 301.1
3. Pittsburgh 18.5	3. Buffalo 319.3
TAKEAWAYS	DEFENSIVE TDs
1. Baltimore 299	1. Arizona 37
2. New England 296	2. Baltimore 33
3. Buffalo 282	3. Tennessee 30
4. Green Bay/Seattle 277	4. Atlanta/Green Bay 29

HOME FAST FACTS

- Under head coach John Harbaugh, the Ravens are 20-5 in September home games. The Ravens have won 23 of their past 28 home games in the month of September (dating back to 2006).
- Under Coach Harbaugh, the Ravens are 25-6 in November home games, producing the NFL's second-best such record. The Ravens have won 23 of their past 28 home games during the month.
- The Ravens are 25-9 at home in the month of December under John Harbaugh and 45-17 in such games during their history.
- Under Coach Harbaugh (since 2008), Baltimore has gone 23-7 against NFC teams at M&T Bank Stadium, producing the second-best home record by an AFC squad vs. the "other" conference.
- Baltimore has won 26 of its last 33 home games vs. NFC teams.
- In their history, the Ravens have hosted 28 games when the temperature was below 40 degrees. Baltimore is 22-5-1 in such cold weather games.
- Baltimore is 9-2 at home in November against AFC North foes under Harbaugh. Overall under Harbaugh, the Ravens are 29-14 in home games played against AFC North foes.
- Baltimore has won 25 of its last 36 home games vs. AFC North foes.
- The Ravens are 18-5 at home all time against teams from the West Coast/Pacific TZ. (Ari. - 3-1, LV - 6-1, LAC - 4-1, LAR - 0-1, SF - 3-0 & Sea. - 2-1).

BEST HOME DEFENSE

Baltimore has permitted an NFL-low 17.5 ppg at home during the John Harbaugh Era. Under "Harbs," the Ravens are 38-0 at home when allowing 10 points or fewer. In 24 of those games, the Ravens gave up no more than 7 points.

FEWEST POINTS PER GAME ALLOWED AT HOME (SINCE 2008 / JOHN HARBAUGH ERA)

BALTIMORE	17.5
NEW ENGLAND	18.3
PITTSBURGH	18.8



ALL-TIME RESULTS / TRENDS

RAVENS REGULAR SEASON RECORDS

	Overall Record	Home	Away
Overall	241-187-1	147-67-1	94-120
In M&T Bank Stadium (since 1998)	140-59	140-59	n/a
Coached by Ted Marchibroda	16-31-1	11-12-1	5-19
Coached by Brian Billick	80-64	50-22	30-42
Coached by John Harbaugh	145-92	86-33	59-59
vs. AFC Teams	177-145	108-55	69-90
vs. AFC North	70-52	42-20	28-32
vs. AFC Central (1996-2001)	26-28	13-14	13-14
vs. AFC East	29-24	19-7	10-17
vs. AFC South	23-19	15-6	8-13
vs. AFC West	29-22	19-8	10-14
vs. NFC Teams	64-42-1	39-12-1	25-30
vs. NFC North	11-9	7-3	4-6
vs. NFC Central (1996-2001)	3-5	3-1	0-4
vs. NFC East	17-10-1	10-2-1	7-8
vs. NFC South	15-8	7-4	8-4
vs. NFC West	18-10	12-2	6-8
On Primetime (7 p.m. ET or later)	46-33	26-8	20-25
On Monday Night Football	16-13	6-3	10-10
On Tuesday	1-0	1-0	0-0
On Wednesday	0-1	0-0	0-1
On Thursday Night Football	9-6	7-1	2-5
On Saturday	4-1	2-0	2-1
On Sunday Night Football	18-13	12-4	6-9
In Overtime	15-16-1	9-6-1	6-10
Ravens Shutout Wins	14-0	6-0	8-0
In Season Opener	15-12	9-4	6-8
Indoors	8-16	n/a	8-16

Note: Baltimore has played in Houston's Reliant/NRG Stadium six times (4-2), Indy's Lucas Oil Stadium three times (1-2), Dallas' Texas Stadium once (1-0), Atlanta's Mercedes-Benz Stadium once (1-0), New Orleans' Caesars Superdome once (1-0) and Las Vegas' Allegiant Stadium once (0-1). Four of those games at Reliant Stadium/NRG Stadium (12/13/10, 10/21/12, 12/21/14 & 9/20/20), one at Allegiant Stadium (9/13/21) and one at Caesars Superdome came when the roof was closed, meaning those games were "indoors," while the other games listed are considered "outdoors" due to open roofs. One of these games at Lucas Oil Stadium (11/8/20) came when the roof was opened, deeming that an outdoor game.

In August	0-1	0-1	0-0
In September	56-35	34-10	22-25
In October	48-55	25-22	23-34
In November	67-44-1	40-15-1	27-29
In December	64-46	45-17	19-29
In January	6-6	3-2	3-4

RAVENS REGULAR RESULTS WHEN...

Team	Since 2000	Since 2008	2022
Record	217-148	145-92	8-4
vs. AFC North (since 2002)	70-52	53-34	2-0
vs. AFC	160-113	106-70	5-3
vs. NFC	57-35	39-22	3-1
Home	132-51	86-33	4-2
Away	85-97	59-59	4-2
On grass	117-87	79-51	6-3
Artificial turf	100-61	66-41	2-1
Outdoors	209-135	138-84	7-4
Indoors	8-13	7-8	1-0
September	48-28	33-17	2-1
October	45-44	29-28	3-2
November	62-32	42-18	2-1
December	56-39	37-25	1-0
January	6-5	4-4	0-0
Leading at halftime	170-32	115-26	5-3
Trailing at halftime	34-102	21-59	2-1
Tied at halftime	13-14	9-7	1-0
Tied after 3 quarters	5-9	3-5	0-1
Leading after 3 quarters	184-26	126-21	7-3
Trailing after 3 quarters	28-113	16-66	1-0
Decided by 7 points or fewer	91-86	60-62	4-4
Decided by 3 points or fewer	51-48	35-34	3-2
When scoring first	150-51	106-36	6-4
When not scoring first	67-97	39-56	2-0
Positive or even turnover ratio	178-51	114-39	7-2
Negative turnover ratio	39-97	31-53	1-2
Winning penalty ratio	94-59	63-33	5-2
Losing penalty ratio	104-76	67-48	3-2
Overtime	13-14	9-11	0-0
When returning a KOR for a TD	5-5	5-4	0-1
When returning a PR for a TD	9-3	5-1	0-0

Offense	Since 2000	Since 2008	2022
Scoring 20 or more points	172-60	122-45	5-4
Scoring 30 or more points	78-9	58-7	1-1
Having 20 or more first downs	110-66	88-47	4-4
Totaling 350 or more net yards	108-53	83-38	2-3
At least 35 minutes time of poss.	65-10	45-8	2-1
Rushing for 150 or more yards	86-26	61-18	5-4
When not throwing an INT	120-31	82-24	3-2
With a 100-yard rusher	73-26	45-13	1-2
Without a 100-yard rusher	144-122	100-79	7-2
With a 100-yard receiver	45-31	33-22	1-2
Without a 100-yard receiver	172-117	112-70	7-2
With a 300-yard passer	24-21	22-16	0-1
Without a 300-yard passer	193-127	124-66	8-3

Defense	Since 2000	Since 2008	2022
When scoring a defensive TD	51-9	29-6	0-0
When returning an INT for a TD	35-4	17-3	0-0
When returning a fumble for a TD	19-5	15-3	0-0
Recording 3 or more sacks	115-45	70-31	7-2
Holding opp. under 250 net yards	76-21	49-8	2-1
Holding opp. under 21 points	173-40	116-19	6-0
Holding opp. under 15 points	128-15	80-5	4-0
Allowing a 100-yard rusher	22-30	14-20	0-0
Not allowing a 100-yard rusher	195-118	131-72	8-4
Allowing a 100-yard receiver	44-48	28-32	2-2
Not allowing a 100-yard receiver	173-100	117-60	6-2
Allowing a 300-yard passer	32-34	23-28	3-2
Not allowing a 300-yard passer	185-114	122-64	4-3

PLAYER NOTES – L. JACKSON



QUICK CAREER NOTES

- ✗ Baltimore is 45-16 with QB Lamar Jackson as its regular season starter. Since his first NFL start (Week 11 of 2018), his 45 wins are the fifth most among NFL QBs.
- ✗ Jackson is the only QB in NFL history to record multiple career games (four) with 3+ TD passes *and* 100+ rushing yards: 2022 at NE, 2022 vs. Mia., 2021 vs. Min. & 2019 at Cle. Seven other QBs have accomplished the feat just once.
- ✗ On 9/25/22 at NE, Jackson became the third player in NFL history to record 4 TD passes and rush for 100 yards in a single game, joining Cam Newton (2015) and Randall Cunningham (1990). He also became the first player to throw 3+ TD passes *and* rush for 100 yards in back-to-back games.
- ✗ In 2021, Jackson recorded at least 200 passing yards *and* 50 rushing yards in seven games, tying Randall Cunningham (1990) and Jackson's own 2019 campaign for the most such performances in NFL single-season history.
- ✗ In 2020, Jackson (1,005) became the first QB in NFL history to surpass the 1,000-yard rushing milestone in multiple seasons, also doing so in 2019 (1,206).
- ✗ Jackson (2019-20), Josh Allen (2020-21) and Deshaun Watson (2018-19) are the only QBs with at least 25 TD passes and 5 rushing TDs in consecutive seasons in NFL history.
- ✗ Jackson has 12 career regular season games with at least 100 rushing yards, the most by a QB in NFL history.
- ✗ Jackson is the only player in NFL history to throw a TD of 75-plus yards *and* rush for a TD of 75-plus yards in a single game (Week 2 of 2022 vs. Mia.).

REGULAR SEASON WINS SINCE JACKSON'S FIRST NFL START (11/18/18)

Rk.	Quarterback (Team)	Record
1.	Patrick Mahomes (KC)	49-15
2.	Josh Allen (Buf.)	46-21
	Tom Brady (NE/TB)	46-21
	Aaron Rodgers (GB)	46-22
5.	Lamar Jackson (Bal.)	45-16

DUAL THREAT DYNAMO

GAMES W/ 200+ PASS YARDS AND 100+ RUSH YARDS [NFL HISTORY]

1. Lamar Jackson (Bal.) 7
2. Josh Allen (Buf.) 3
- Cam Newton (Car./NE) 3
- Russell Wilson (Sea./Den.) 3

GAMES W/ 3+ PASS TDs AND 75+ RUSH YARDS [NFL HISTORY]

1. Lamar Jackson (Bal.) 8
2. Cam Newton (Car./NE) 5
3. Tobin Rote (GB/Det./SD/Den.) 3
4. Four Players 2

2019 UNANIMOUS MVP

- ✗ In 2019, Jackson became the only QB in NFL history to produce at least 3,000 passing yards and 1,000 rushing yards in a season. (He had 3,127 passing & 1,206 rushing.)
- ✗ Jackson was responsible for an NFL-best 43 total TDs (36 passing & 7 rushing) in 2019. His 36 TD passes led the NFL and are the most in franchise single-season history.
- ✗ Jackson rushed for 1,206 yards in 2019, marking the most by a quarterback in NFL single-season history.
- ✗ Jackson produced the NFL single-season record for most 100-yard rushing games (5 in 2019) by a quarterback.
- ✗ Jackson (36/7) also became the third QB in NFL history with at least 35 passing TDs & 7 rushing TDs. Steve Young (1994), Cam Newton (2015) and Josh Allen (2020) have also accomplished this feat.
- ✗ In his final eight games of 2019 (he sat out Week 17), Jackson threw 25 TDs and 1 INT, completing 69.4% of his passes for 1,477 yards and a 130.3 rating. He tallied 630 rushing yards & 4 rush TDs.
- ✗ Jackson threw at least 4 TDs in an NFL-best four games in 2019. He also threw at least 3 TDs in an NFL-best eight games.
- ✗ In 2019's Week 15 win vs. NYJ, Jackson rushed for at least 85 yards while throwing for 5 TDs for the second time in his career. (He also did this on 11/25/19 at LAR.) Cam Newton is the only other player in NFL history to accomplish the 85 rushing yards/5 passing TDs feat in a game, doing so in 2015.
- ✗ Jackson posted two perfect passer ratings in 2019 (at Cin. & Mia.), making him one of two QBs in NFL history (Ben Roethlisberger, 2007) to attain the 158.3 mark twice in a season.
- ✗ In Weeks 11 (vs. Hou.) and 12 (at LAR) of 2019, Jackson became the first NFL player ever to throw at least 4 passing TDs and have at least 50 rush yards in back-to-back games.
- ✗ In 2019's Week 6 victory over Cincinnati, Jackson became the first player ever to pass for 200 yards (236) and rush for 150 yards (152) in a regular season game. (Colin Kaepernick also accomplished this feat in a 2013 playoff game.)
- ✗ In the 2019 Divisional Playoff vs. Tennessee, Jackson became the first player in NFL history with at least 350 passing yards (365) and 100 rushing yards (143) in any game.

PLAYER NOTES - L. JACKSON

MOST WINS BY A QB IN HIS FIRST 50 NFL STARTS (SINCE 1970 MERGER)

Rk.	Quarterback	Wins
1.	Patrick Mahomes	40
	Ken Stabler	40
3.	Lamar Jackson	38
	Tom Brady	38
	Danny White	38

MOST WINS BY A QB IN HIS FIRST 40 NFL STARTS (SINCE 1970 MERGER)

Rk.	Quarterback	Wins
1.	Lamar Jackson	32
	Patrick Mahomes	32
	Dan Marino	32
	Kurt Warner	32

PASSING TOUCHDOWNS

RAVENS SINGLE-GAME HISTORY

QB/Date/Opponent	TDs
Lamar Jackson, 12/12/19 vs. NYJ.	5
Lamar Jackson, 11/25/19 at LAR.	5
Lamar Jackson, 9/8/19 at Mia.	5
Joe Flacco, 10/12/14 at TB	5
Tony Banks, 9/10/00 vs. Jax.	5

COMPLETION PERCENTAGE

RAVENS SINGLE-GAME HISTORY

QB/Date/Opponent	Pct.
Lamar Jackson, 11/10/19 at Cin.	88.2
Lamar Jackson, 10/11/21 vs. Ind.	86.0
Lamar Jackson, 9/8/19 at Mia.	85.0
Tyler Huntley, 12/4/22 vs. Den.	84.4

PASSER RATING

RAVENS SINGLE-GAME HISTORY

QB/Date/Opponent	Rate
Lamar Jackson, 11/10/19 at Cin.	158.3
Lamar Jackson, 9/8/19 at Mia.	158.3
Lamar Jackson, 9/13/20 vs. Cle.	152.1
Joe Flacco, 10/12/14 at TB	149.7

Jackson is the youngest QB in NFL history to produce a perfect passer rating. Incredibly, he's done it twice.

CONSECUTIVE PASSES, NO INTs

RAVENS SINGLE-GAME HISTORY

QB/Dates	Passes
Lamar Jackson, 11/25/18 -- 9/29/19	248
Lamar Jackson, 10/6/19 -- 12/8/19	181
Joe Flacco, 9/25/16 -- 10/23/16	176

PASSING TOUCHDOWNS

RAVENS SINGLE-SEASON HISTORY

Rk.	Quarterback (Year)	TDs
1.	Lamar Jackson (2019)	36
2.	Vinny Testaverde (1996)	33
3.	Joe Flacco (2014)	27
4.	Lamar Jackson (2020)	26
5.	Joe Flacco (2010)	25

PASSER RATING

RAVENS SINGLE-SEASON HISTORY

Rk.	Quarterback (Year)	Rate
1.	Lamar Jackson (2019)	113.3
2.	Lamar Jackson (2020)	99.3
3.	Joe Flacco (2010)	93.6
4.	Joe Flacco (2014)	91.0
5.	Joe Flacco (2009)	88.9

TD PASS PERCENTAGE

RAVENS SINGLE-SEASON HISTORY

Rk.	Quarterback (Year)	TD%
1.	Lamar Jackson (2019)	9.0
2.	Lamar Jackson (2020)	6.9
3.	Vinny Testaverde (1996)	6.0
4.	Tony Banks (1999)	5.3
	Trent Dilfer (2000)	5.3

JACKSON'S HISTORIC RUNNING

- ✗ QB Lamar Jackson (4,437) ranks fifth all time in rushing yards by a quarterback, recently passing Hall of Famer Steve Young in Week 9's win at NO.
- ✗ Jackson's 63.4 career rushing yards per game rank No. 1 by a QB in NFL history.
- ✗ Jackson's 764 rushing yards in 2022 rank as the NFL's 14th most overall, entering Week 14.
- ✗ Jackson owns 12 career 100-yard rushing games, the most by a QB in NFL history. Two of those have come this season (vs. Mia. & at NE).
- ✗ Jackson is the only QB since the 1970 merger to reach 600 rushing yards in each of the first five years of a career. He's also the only QB ever to post four seasons with 700 rushing yards in a career.

MOST RUSHING YARDS BY A QUARTERBACK / NFL HISTORY

Rk.	Quarterback	Games	Yards	YPG
1.	Michael Vick	143	6,109	42.7
2.	Cam Newton	148	5,628	38.0
3.	Randall Cunningham	162	4,928	30.4
4.	Russell Wilson	169	4,847	28.7
5.	Lamar Jackson	70	4,437	63.4
6.	Steve Young	169	4,239	25.1

PLAYER NOTES – L. JACKSON

100-YARD REGULAR SEASON RUSHING GAMES [QB's / SINGLE-SEASON NFL HISTORY]

1. Lamar Jackson (2019) 5
2. Russell Wilson (2014)..... 3
- Michael Vick (2006) 3
- Michael Vick (2004) 3

CAREER 100-YARD REGULAR SEASON RUSHING GAMES [QB's / NFL HISTORY]

1. Lamar Jackson 12
2. Michael Vick 10
3. Russell Wilson 4
4. J. Allen, R. Cunningham, B. Douglass, J. Fields, D. McNabb, C. Newton & T. Rote 3

CAREER GAMES W/ 5 TD PASSES & 85+ RUSHING YARDS [NFL HISTORY]

1. Lamar Jackson 2
2. Cam Newton 1

Newton's "5/85" game came during his 2015 NFL MVP campaign, just as Jackson's were in 2019.

GAMES WITH 5 TD PASSES [NFL SINGLE-SEASON HISTORY]

1. Peyton Manning (2004)* 4
2. Lamar Jackson (2019)* 3
- Cam Newton (2015)* 3
- Drew Brees (2011) 3
- Tom Brady (2007)* 3
- Daunte Culpepper (2004) 3

*Won NFL MVP

MOST GAMES WITH 4+ TD PASSES [2019 SEASON]

1. Lamar Jackson (Bal.) 4
2. Jimmy Garoppolo (SF) 3
- Daniel Jones (NYG) 3
- Jameis Winston (TB) 3

MOST GAMES WITH 3+ TD PASSES [2019 SEASON]

1. Lamar Jackson (Bal.) 8
2. Drew Brees (NO) 7
3. Dak Prescott (Dal.) 6
4. Patrick Mahomes (KC) 5
- Matthew Stafford (Det.) 5
- Dashaun Watson (Hou.) 5
- Jameis Winston (TB) 5

TOTAL TOUCHDOWNS [2019 SEASON]

1. Lamar Jackson (Bal.) 43
2. Russell Wilson (Sea.) 34
- Jameis Winston (TB) 34

PASSING TOUCHDOWNS [2019 SEASON]

1. Lamar Jackson (Bal.) 36
2. Jameis Winston (TB) 33
3. Russell Wilson (Sea.) 31

NFL PASSER RATING [2019 SEASON]

1. Ryan Tannehill (Ten.) 117.5
2. Drew Brees (NO) 116.3
3. Lamar Jackson (Bal.) 113.3

MOST RUSHING YARDS [QUARTERBACKS / SINGLE-SEASON HISTORY]

1. Lamar Jackson (2019) 1,206
2. Michael Vick (2006) 1,039
3. Lamar Jackson (2020) 1,005
4. Bobby Douglass (1972) 968
5. Randall Cunningham (1990) 942

MOST GAMES WITH 2+ PASSING TDs AND 50+ RUSHING YARDS [SINCE 1970 MERGER]


– ENTIRE CAREER –

Rk.	Player	2+/50+ GAMES	GP/GS
1.	Cam Newton	23	148/144
2.	Randall Cunningham	20	161/135
	Michael Vick	20	143/115
4.	Steve Young	19	169/143
5.	Lamar Jackson	18	70/61
6.	Russell Wilson	16	169/169

– FIRST FIVE SEASONS OF A CAREER –

Rk.	Player	2+/50+ GAMES
1.	Lamar Jackson (Bal.)	18
2.	Cam Newton (Car.)	17
3.	Josh Allen (Buf.)	12
4.	Randall Cunningham (Phi.)	10
5.	Kyler Murray (Ari.)	9
	Michael Vick (Atl.)	9
7.	Russell Wilson (Sea.)	8

PLAYER NOTES - ANDREWS



MARK ANDREWS
#89 | TIGHT END

31
TD GRABS SINCE 2019, MARKING THE SECOND MOST AMONG NFL TEs

2X
PRO BOWLER

7
MULTI-TD GAMES SINCE 2019, RANKING NO. 1 AMONG NFL TEs

1X
ALL-PRO

25
RED ZONE TD GRABS SINCE 2019, MARKING THE SECOND MOST AMONG NFL TEs

TOP 3 ON RAVENS SINGLE-SEASON CHARTS

En route to his second-career Pro Bowl nod, in 2021, TE Mark Andrews produced single-season franchise records in catches (107) and receiving yards (1,361), adding 9 TDs.

RAVENS SINGLE-SEASON CHARTS

MOST RECEPTIONS

Rk.	Player (Year)	Receptions
1.	Mark Andrews (2021)	107
2.	Derrick Mason (2007)	103
3.	Marquise Brown (2021)	91

MOST RECEIVING YARDS

Rk.	Player (Year)	Receiving Yards
1.	Mark Andrews (2021)	1,361
2.	Michael Jackson (1996)	1,201
3.	Torrey Smith (2013)	1,128

MOST RECEIVING TDs

Rk.	Player (Year)	Receiving TDs
1.	Michael Jackson (1996)	14
2.	Torrey Smith (2014)	11
3.	Mark Andrews (2019)	10

NFL TIGHT END RECEIVING LEADERS

RECEIVING YARDS

2022		SINCE 2019	
1.	Travis Kelce (KC)..... 968	1.	Travis Kelce (KC)..... 4,738
2.	Mark Andrews (Bal.).... 654	2.	Mark Andrews (Bal.)..... 3,568
3.	T.J. Hockenson (Min.) 620	3.	Darren Waller (LV) 3,181
4.	Pat Freiermuth (Pit.)..... 597	4.	George Kittle (SF) 3,069
5.	Dallas Goedert (Phi.)..... 544	5.	Dallas Goedert (Phi.)..... 2,505

RECEPTIONS

2022		SINCE 2019	
1.	Travis Kelce (KC)..... 77	1.	Travis Kelce (KC)..... 371
2.	Mark Andrews (Bal.).... 56	2.	Mark Andrews (Bal.).... 285
	T.J. Hockenson (Min.) 56	3.	Darren Waller (LV) 268
4.	Pat Freiermuth (Pit.)..... 50	4.	Zach Ertz (Ari.)..... 245
	Tyler Higbee (LAR)..... 50	5.	George Kittle (SF) 242

RECEIVING TOUCHDOWNS

2022		SINCE 2019	
1.	Travis Kelce (KC)..... 12	1.	Travis Kelce (KC)..... 37
2.	Mark Andrews (Bal.)..... 5	2.	Mark Andrews (Bal.)..... 31
	Juwan Johnson (NO)..... 5	3.	Hunter Henry (NE)..... 20
	Cole Kmet (Chi.)..... 5	4.	Mike Gesicki (Mia.) 17
5.	Four Tight Ends 4		George Kittle (SF) 17

FIRST-DOWN RECEPTIONS

2022		SINCE 2019	
1.	Travis Kelce (KC)..... 58	1.	Travis Kelce (KC)..... 266
2.	Mark Andrews (Bal.)..... 36	2.	Mark Andrews (Bal.)..... 192
3.	Dallas Goedert (Phi.)..... 31	3.	Darren Waller (LV) 162
	T. J. Hockenson (Min.)..... 31	4.	George Kittle (SF) 149
5.	Pat Freiermuth (Pit.)..... 29	5.	Dallas Goedert (Phi.)..... 134

ANDREWS HAS EYES FOR THE END ZONE

NFL RECEIVING TOUCHDOWNS / SINCE 2019

Rk.	Player (Team)	Receiving TDs
1.	Davante Adams (LV).....	46
2.	Mike Evans (TB).....	38
3.	Travis Kelce (KC).....	37
4.	Tyreek Hill (Mia.).....	36
	Cooper Kupp (LAR).....	35
6.	Stefon Diggs (Buf.).....	34
	DK Metcalf (Sea.).....	34
8.	A.J. Brown (Phi.).....	33
	Tyler Lockett (Sea.).....	33
	Adam Thielen (Min.).....	33
10.	Mark Andrews (Bal.).....	31

ANDREWS' MONSTER 2021 SEASON

En route to his second-career Pro Bowl nod, in 2021, Andrews:

- Played in all 17 games (nine starts), totaling single-season franchise records in both receptions (107) and receiving yards (1,361), while also producing 9 TDs.
- Led NFL tight ends in all major receiving categories, including yards (1,361), receptions (107), TDs (9 – tied), first downs (75), 20-plus-yard catches (20) and contested catches (18).
- Notched his third-straight season (2019-21) with at least 700 receiving yards and 7 receiving TDs, marking the longest streak reaching those figures in Ravens history. It's also the longest active streak entering 2022 by an NFL tight end.
- Posted at least receiving 100 yards in a Ravens' single-season record five contests.

PLAYER NOTES - ANDREWS

ANDREWS' HISTORIC 2021

TE Mark Andrews produced new single-season franchise records for receptions (107) and receiving yards (1,361). His 1,361 receiving yards also rank third most by a TE in league history and were sixth overall in the NFL during 2021.

MOST RECEIVING YARDS BY A TIGHT END SINGLE-SEASON NFL HISTORY

Rk.	Tight End (Year)	Rec.	Yards	Avg.	TDs
1.	Travis Kelce (2020)	105	1,416	13.4	11
2.	George Kittle (2018)	88	1,377	15.6	5
3.	Mark Andrews (2021)	107	1,361	12.7	9
4.	Travis Kelce (2018)	103	1,336	13.0	10
5.	Rob Gronkowski (2011)	90	1,327	14.7	17

MOST RECEIVING YARDS OVERALL / 2021 SEASON

Rk.	Player	Rec.	Yards	Avg.	TDs
1.	Cooper Kupp (LAR)	145	1,947	13.4	16
2.	Justin Jefferson (Min.)	108	1,616	15.0	10
3.	Davante Adams (GB)	123	1,553	12.6	11
4.	Ja'Marr Chase (Cin.)	81	1,455	18.0	13
5.	Deebo Samuel (SF)	77	1,405	18.2	6
6.	Mark Andrews (Bal.)	107	1,361	12.7	9
7.	Tyreek Hill (KC)	111	1,239	11.2	9
8.	Stefon Diggs (Buf.)	103	1,225	11.9	10

KEEPING IT 100

• In 2021, Andrews registered the most 100-yard receiving outings (five) in Ravens single-season history. His nine career performances reaching the century mark are tied with WR Mark Clayton for the most in Ravens franchise history.

100-YARD RECEIVING GAMES IN RAVENS HISTORY

SINGLE SEASON			ALL TIME		
Rk.	Player (Year)	Games	Rk.	Player	Games
1.	Mark Andrews (2021)	5	1.	Mark Andrews	9
2.	Steve Smith Sr. (2014)	4		Mark Clayton	9
	Michael Jackson (1996)	4	3.	Steve Smith Sr.	8
	Mark Clayton (2006)	4	4.	Derrick Mason	7

MOST 100-YARD RECEIVING GAMES / SINCE 2019 / NFL TEs

Rk.	Player (Team)	100-Yard Games
1.	Travis Kelce (KC)	16
2.	Darren Wallaer (LV)	12
3.	Mark Andrews (Bal.)	9
4.	George Kittle (SF)	8
5.	Dallas Goedert (Phi.)	4
	Tyler Higbee (LAR)	4
7.	Evan Engram (Jax.)	3
	Kyle Pitts (Atl.)	3
9.	Noah Fant (Sea.)	2
	Mike Gesicki (Mia.)	2
	T.J. Hockenson (Min.)	2
	Austin Hooper (Ten.)	2

30 TDs IN FIRST FIVE SEASONS

TE Mark Andrews has produced 34 career receiving TDs, joining Mike Ditka (32), Antonio Gates (43), Tony Gonzalez (30), Jimmy Graham (51), Rob Gronkowski (54) and Kellen Winslow Sr. (35) as one of seven TEs in NFL history to reach 30 receiving TDs in the first five seasons of a career.



ROB GRONKOWSKI
54



JIMMY GRAHAM
51



ANTONIO GATES
43



KELLEN WINSLOW SR.
35



MIKE DITKA
32



TONY GONZALEZ
30

34 CAREER RECEIVING TDs



Home	19	2018	3	Red Zone	27
Away	15	2019	10	vs. AFC	26
1st Qtr.	7	2020	7	vs. NFC	8
2nd Qtr.	12	2021	9	vs. AFC North	13
3rd Qtr.	6	2022	5	vs. Blitz	17
4th Qtr.	9	Primetime	8	From Slot	19
OT	0	In A Win	23	20+ Yards	7

LET THE RECORDS SHOW

RAVENS RECORDS / TOP 10 RECEIVING YARDS / ALL TIME

Rk.	Player (Seasons)	Rec.	Yards	Avg.	TDs
1.	Derrick Mason (2005-10)	471	5,777	12.3	29
2.	Todd Heap (2001-10)	467	5,492	11.8	41
3.	Mark Andrews (2018-22)	319	4,120	12.9	34
4.	Torrey Smith (2011-14)	213	3,591	16.9	30
5.	Mark Clayton (2005-09)	234	3,116	13.3	12
6.	Ray Rice (2008-13)	369	3,034	8.2	6
7.	Qadry Ismail (1999-2001)	191	2,819	14.8	18
8.	Travis Taylor (2000-04)	204	2,758	13.5	15
9.	Anquan Boldin (2010-12)	186	2,645	14.2	14
10.	Michael Jackson (1996-98)	183	2,596	14.2	18

TE Mark Andrews already ranks in the Top 5 all time in each of Baltimore's major receiving categories over the course of a Ravens career.

RECEPTIONS

1.	Derrick Mason	471
2.	Todd Heap	467
3.	Ray Rice	369
4.	Mark Andrews	319

YARDS

1.	Derrick Mason	5,777
2.	Todd Heap	5,492
3.	Mark Andrews	4,120
4.	Torrey Smith	3,591

TDs

1.	Todd Heap	41
2.	Mark Andrews	34
3.	Torrey Smith	30
4.	Derrick Mason	29

PLAYER NOTES – DUVERNAY



DEVIN DUVERNAY
#13 | WR / RETURN SPECIALIST

1X ALL-PRO **1X** PRO BOWLER

“I’m definitely getting more comfortable, and I’m able to catch the ball and just get my eyes down quickly to see what’s in front of me. I just try to carve out a lane in my brain and just hit it.”

– WR/RS Devin Duvernay on his KOR and PR prowess

DUVERNAY A DANGEROUS RETURN MAN

Dating back to last season, WR/RS Devin Duvernay (a 2021 first-team All-Pro & Pro Bowl return specialist) ranks No. 1 in the NFL in PR average (13.4) and No. 5 in KOR average (25.0).

NFL PUNT RETURN AVERAGE / SINCE 2021 (MIN. 30 PRs)

Rk.	Player (Team)	PR	Yards	Avg.	Long	TDs
1.	Devin Duvernay (Bal.)	40	534	13.4	46	0
2.	Avery Williams (Atl.)	36	432	12.0	56	0
3.	Kalif Raymond (Det.)	35	389	11.1	48	0

NFL KICKOFF RETURN AVERAGE / SINCE 2021 (MIN. 30 KORs)

Rk.	Player (Team)	KOR	Yards	Avg.	Long	TDs
1.	Kene Nwangwu (Min.)	42	1,199	28.6	99t	3
2.	Braxton Berrios (NYJ)	42	1,182	28.1	102t	1
3.	Andre Roberts (Car.)	39	1,045	26.8	101t	1
4.	Isaiah Rodgers (Ind.)	37	953	25.8	72	0
5.	Devin Duvernay (Bal.)	40	999	25.0	103t	1

20+ YARD PUNT RETURNS

Since 2021, WR Devin Duvernay leads the NFL with 8 punt returns of 20+ yards

PUNT RETURNS OF 20+ YARDS / SINCE 2021

Rk.	Player (Team)	20+ Yard PRs
1.	Devin Duvernay (Bal.)	8
2.	Mecole Hardman (KC)	5
	Marcus Jones (NE)	5
	Ray-Ray McCloud (SF)	5
	Gunner Olszewski (Pit.)	5
	Jalen Reagor (Min.)	5
	Trent Taylor (Cin.)	5



1 Player (Devin Duvernay) in franchise history to post a KOR-TD, receiving TD and rushing TD in a Ravens career.

FIELD-POSITION BATTLE

AVG. STARTING FIELD POSITION AFTER...

KOR / SINCE 2021 / MIN. 30		PR / SINCE 2021 / MIN. 30			
Rk.	Player (Team)	SFP	Rk.	Player (Team)	SFP
1.	Kene Nwangwu (Min.)	-30.2	1.	Avery Williams (Atl.)	-35.5
2.	Braxton Berrios (NYJ)	-27.9	2.	Gunner Olszewski (Pit.)	-35.0
3.	Isaiah McKenzie (Buf.)	-27.5	3.	Devin Duvernay (Bal.)	-33.8
4.	Isaiah Rodgers (Ind.)	-27.4	4.	Kalif Raymond (Det.)	-33.6
5.	Andre Roberts (Car.)	-27.3	5.	Trent Taylor (Cin.)	-32.1
6.	Devin Duvernay (Bal.)	-27.2	6.	Desmond King (Hou.)	-31.6

RAVENS RETURNER CHARTS

PUNT RETURN AVERAGE / RAVENS HISTORY (MIN. 30 PRs)

Rk.	Player	PRs	Yards	Avg.	Long	20+	TDs
1.	Devin Duvernay	44	580	13.2	46	8	0
2.	Cyrus Jones	30	372	12.4	70t	5	1
3.	Jermaine Lewis	231	2,730	11.8	89t	14	2
4.	Michael Campanaro	37	420	11.4	77t	3	1
5.	B.J. Sams	121	1,320	10.9	78t	15	2

KICKOFF RETURN AVERAGE / RAVENS HISTORY (MIN. 30 KORs)

Rk.	Player	KORs	Yards	Avg.	Long	30+	TDs
1.	Jacoby Jones	101	3,037	30.1	108t	32	4
2.	David Reed	39	1,150	29.5	103t	10	1
3.	Devin Duvernay	61	1,577	25.9	103t	9	2
	Lardarius Webb	38	985	25.9	95t	11	1
5.	Jalen Parmele	33	845	25.6	53	9	0

DID YOU KNOW?

- Duvernay owns the only regular season opening-game KOR-TD in franchise history (9/18/22 vs. Mia.) and is one of two players with multiple KOR-TDs in a Ravens' career (also WR Jacoby Jones, 4).
- Duvernay needs 1 PR-TD to become the first player since the 1970 AFL-NFL merger to record a TD via FR, KOR, PR, receiving and rushing in a career.
- Duvernay needs 1 rushing TD to become the 11th WR since the 1970 AFL-NFL merger with multiple rushing TDs, receiving TDs and KOR-TDs in a career.
- In 2021, Duvernay finished as the NFL's only returner to rank in the Top 10 in both punt return average (13.8 – first) and kickoff return average (24.1 – seventh), en route to earning his first-career Pro Bowl nod. He also tallied the NFL's second-most PR yards (360), eighth-most KOR yards (676) and fifth-most total return yards (1,036), helping Baltimore's special teams rank No. 1 in *Football Outsiders'* DVOA rating.
- With a 93-yard KOR-TD vs. KC (9/28/20), Duvernay became the fifth Ravens rookie and the youngest Raven (23 years, 16 days) in franchise history to have a KOR-TD.

PLAYER NOTES - EDWARDS



GUS EDWARDS Missed entire 2021 season (knee)
#35 | RUNNING BACK

UNDRAFTED FREE AGENTS - RAVENS HISTORY -

RK.	PLAYER	RUSH YDS
1.	Gus Edwards . . .	2,347
2.	Priest Holmes . . .	2,102
3.	Jason Brookins . . .	551

RK.	PLAYER	RUSH TDs
1.	Gus Edwards	13
2.	Priest Holmes	10
3.	Jason Brookins	5

YARDS PER CARRY

RB Gus Edwards averages 5.1 yards per carry during his career. Since entering the league in 2018, that mark ranks tied for fourth among NFL RBs (min. 400 attempts).

YARDS PER CARRY / ACTIVE NFL RBs / SINCE 2018 (MIN. 400 RUSHING ATTEMPTS)

Rk.	Player (Team)	YPC
1.	Nick Chubb (Cle.)	5.3
	Raheem Mostert (Mia.)	5.3
	Tony Pollard (Dal.)	5.3
4.	Gus Edwards (Bal.)	5.1
	Jonathan Taylor (Ind.)	5.1

UNDRAFTED, UNBOtherED

RB Gus Edwards ranks tied for fourth among undrafted RBs in rushing yards per attempt (5.1) since the 1970 AFL-NFL merger (min. 100 attempts).

RUSHING YARDS PER ATTEMPT / UNDraftED NFL RBs (SINCE MERGER / MIN. 100 RUSHING ATTEMPTS)

Rk.	Player (Seasons)	Carries	Yards	Yds/Rsh
1.	Dontrell Hilliard (2018-Present) . . .	100	592	5.9
2.	Raheem Mostert (2015-Present) . . .	409	2,183	5.3
3.	D'Ernest Johnson (2019-Present) . . .	141	738	5.2
4.	Gus Edwards (2018-Present) . . .	463	2,347	5.1
	Selvin Young (2007-08)	201	1,032	5.1
6.	Jalen Richard (2016-21)	264	1,333	5.0
7.	Bruce Harper (1977-84)	374	1,829	4.9
	Rod Phillips (1975-80)	121	595	4.9
9.	Matt Breida (2017-Present)	500	2,393	4.8

DID YOU KNOW?

In the 24-21 win vs. Cin. (11/18/18), Edwards (115) and QB Lamar Jackson (119) became the first rookie RB-QB teammates to each rush for 100 yards in a game in NFL history.

FIRST-DOWN FRENZY

RB Gus Edwards has rushed for a first down on 31.1% of his carries during his five-year career (since 2018). That mark ranks No. 1 in the NFL among active RBs (min. 400 rushing attempts) over that span.

RUSHING FIRST DOWN PCT. / ACTIVE NFL RBs / SINCE 2018 (MIN. 400 RUSHING ATTEMPTS)

Rk.	Player (Team)	1st Down %
1.	Gus Edwards (Bal.)	31.1
2.	Jonathan Taylor (Ind.)	28.4
3.	Marlon Mack (Den.)	26.2
4.	James Conner (Ari.)	25.4
5.	Aaron Jones (GB)	25.2

2019-20 THREE-HEADED MONSTER

The 2020 Ravens were the third team in NFL history (joining the 2019 Ravens & 2011 Panthers) to have three players (J.K. Dobbins, Gus Edwards and Lamar Jackson) each eclipse 700 rushing yards in a single season. They are also the first team in NFL history to have a trio each notch at least 700 rushing yards and 6 rushing TDs.

TEAMS WITH THREE 700-YARD RUSHERS (NFL HISTORY)

2020	2019	2011
		
Lamar Jackson . . . 1,005 J.K. Dobbins 805 Gus Edwards 723	Lamar Jackson . . . 1,206 Mark Ingram II . . . 1,018 Gus Edwards 711	DeAngelo Williams . . 836 Jonathan Stewart . . . 761 Cam Newton 706

GUS IN RARE COMPANY

RB Gus Edwards is one of only two players in league history to start their career with three straight seasons (2018-20) of 700-plus rushing yards and at least 5 yards per carry, along with Cleveland Browns All-Pro RB Nick Chubb.

Chubb has reached those marks in each of his first four seasons (2018-21), marking an NFL record.



GUS EDWARDS

Year	Rushing Yards	YPC
2020	723	5.0
2019	711	5.4
2018	718	5.2



NICK CHUBB

Year	Rushing Yards	YPC
2020	1,067	5.6
2019	1,494	5.0
2018	996	5.2

PLAYER NOTES – D. JACKSON



DeSEAN JACKSON
#15 | WIDE RECEIVER

- 3X** PRO BOWLER
- 3X** OFFENSIVE PLAYER OF THE WEEK
- 2X** SPECIAL TEAMS PLAYER OF THE WEEK
- 2X** SPECIAL TEAMS PLAYER OF THE MONTH
- 1X** SECOND-TEAM ALL-PRO

RECEIVING YARDS CHARTS

WR **DeSean Jackson** has posted 11,210 receiving yards throughout his career (since 2008), trailing only WR Julio Jones (13,576) among active players.

CAREER RECEIVING YARDS / ACTIVE PLAYERS

Rk.	Player (Team)	Rec. Yards
1.	Julio Jones (TB)	13,576
2.	DeSean Jackson (Bal.)	11,210
3.	DeAndre Hopkins (Ari.)	11,155
4.	A.J. Green (Ari.)	10,399
5.	Mike Evans (TB)	10,062

YARDS-PER-CATCH AVERAGE

Among WRs with at least 500 career receptions, WR **DeSean Jackson's** 17.6 yards-per-catch average ranks No. 6 all time.

YPC AVERAGE / ALL TIME / MIN. 500 REC.

Rk.	Player (Seasons)	Receptions	Rec. Yards	YPC Avg.
1.	Stanley Morgan (1977-90)	557	10,716	19.2
2.	Lance Alworth (1962-72)	542	10,266	18.9
3.	Don Maynard (1958-73)	633	11,834	18.7
4.	James Lofton (1978-93)	764	14,004	18.3
5.	Harold Jackson (1968-83)	579	10,372	17.9
6.	DeSean Jackson (2008-present)	637	11,210	17.6

EXPLOSIVE PLAY EXPERT

✗ Jackson ranks first in NFL history in 60+ yard TDs (25 – 21 receiving, 4 via PRs) and second in 50+ yard TDs (33 – 29 receiving, 4 via PRs), trailing only Jerry Rice (36, 1985-2004).

✗ Since entering the league in 2008, Jackson owns 47 career receptions of 50+ yards, marking the most among all players and more than doubling the NFL's second most among active players (A.J. Green – 23) during that span.

ACTIVE PLAYER RANKS

1	1	2
50+ YARD CATCHES	25+ YARD CATCHES	20+ YARD CATCHES
47	137	185

DISCUSS DeSEAN

✗ Jackson has led the NFL in yards per reception four times in his career: 2018 (18.9), 2016 (17.9), 2014 (20.9) and 2010 (22.5).

✗ Jackson produced the third-most receiving yards (6,512) in Eagles franchise history, behind WRs Harold Carmichael (8,978 – 1971-83) and Pete Retzlaff (7,412 – 1956-66).

✗ Jackson recorded one of the greatest plays in Eagles history, known as the “Miracle at the New Meadowlands” – a game-winning, 65-yard PR-TD as time expired at NYG (12/19/10).

✗ In 2009, Jackson became the first player in NFL history to earn a Pro Bowl berth at two different positions (WR and RS) in the same season.

GAMES WITH 100+ RECEIVING YARDS

WR **DeSean Jackson** has posted 39 games with at least 100 receiving yards, tying (WR DeAndre Hopkins) for the NFL's second most among active players.

100-YARD REC. GAMES / ACTIVE PLAYERS

Rk.	Player (Team)	Games
1.	Julio Jones (TB)	.59
2.	DeSean Jackson (Bal.)	.39
	DeAndre Hopkins (Ari.)	.39
4.	Davante Adams (LV)	.38
5.	A.J. Green (Ari.)	.35

RECEIVING TD RANKS

WR **DeSean Jackson** has posted 58 career receiving TDs, tying (WR Stefon Diggs) for the NFL's eighth most by an active player.

CAREER RECEIVING TDs / ACTIVE PLAYERS

Rk.	Player (Team)	Rec. TDs
1.	Davante Adams (LV)	.85
2.	Mike Evans (TB)	.79
3.	DeAndre Hopkins (Ari.)	.71
4.	A.J. Green (Ari.)	.69
	Travis Kelce (KC)	.69
6.	Julio Jones (TB)	.63
7.	Tyreek Hill (Mia.)	.61
8.	DeSean Jackson (Bal.)	.58
	Stefon Diggs (Buf.)	.58
10.	Marvin Jones (Jax.)	.57

PLAYER NOTES - ZEITLER & MOSES



KEVIN ZEITLER

#70 | GUARD

MOST OFFENSIVE SNAPS LOGGED (2021 SEASON)

G Kevin Zeitler (Bal.)	1,223
T Alejandro Villanueva (Bal.)	1,207
C Tyler Biadasz (Dal.)	1,205
T Trey Smith (KC)	1,195
QB Justin Herbert (LAC)	1,191

RESEARCH VIA STATS PASS

DURABILITY ON DISPLAY

In 2021, G Kevin Zeitler was one of the NFL's most durable cogs along an O-line. Zeitler logged the second-most overall snaps (offense and defense) in the league last season.

MOST SNAPS PLAYED (OFF. & DEF.) / 2021 NFL PLAYERS

Rk.	Player (Team)	Snaps
1.	S Quandre Siggs (Sea.)	1,228
2.	G Kevin Zeitler (Bal.)	1,223
3.	CB Xavier Woods (Min.)	1,208
4.	T Alejandro Villanueva (Bal.)	1,207
5.	C Tyler Biadasz (Dal.)	1,205

HARDLY ANY FLAGS THROWN ON ZEIT

According to TruMedia statistics, G Kevin Zeitler has been one of the least-penalized O-linemen since entering the league in 2012. Zeitler has only been called for offensive holding 18 times in the last 10 seasons, tying as the third-fewest mark among active offensive linemen during that span (min. 9,000 snaps).

HOLDING CALLS SINCE 2012 / ACTIVE NFL O-LINEMEN

Rk.	Player (Teams)	Holding Penalties
1.	T Duane Brown (Hou./Sea./NYJ)	13
2.	G Kevin Zeitler (Cin./Cle./NYG/Bal.)	18
3.	C Ben Jones (Hou./Ten.)	23
4.	C Jason Kelce (Phi.)	28

THE BEST ABILITY IS AVAILABILITY

Since he entered the league in 2012, G Kevin Zeitler's 10,389 snaps are the third most among active players and most by a non-QB.

MOST SNAPS SINCE 2012 / ACTIVE NFL PLAYERS

Rk.	Player (Teams)	Snaps (Games)
1.	QB Tom Brady (NE/TB)	11,176 (169)
2.	QB Matt Ryan (Atl./Ind.)	10,827 (171)
3.	G Kevin Zeitler (Cin./Cle./NYG/Bal.)	10,389 (164)
4.	QB Russell Wilson (Sea./Den.)	10,348 (169)
5.	QB Matthew Stafford (Det./LAR)	10,197 (162)

IRONMEN OF THE TRENCHES

T Morgan Moses has played in 133 career games and has made 124 career starts at tackle. His 125 consecutive games played streak is the fourth longest among active offensive linemen.



ATLANTA

JAKE MATTHEWS
140 GAMES



PHILADELPHIA

JASON KELCE
134 GAMES



WASHINGTON

CHARLES LENO JR.
126 GAMES



BALTIMORE

MORGAN MOSES
125 GAMES


"Any time you've got No. 8, and you get the chance to run downfield and get on ESPN, I think you should. But it's just having a guy back there that's so explosive, where he can throw the ball, he can run the ball, it keeps the defense on their heels. So, it's a great opportunity to be able to be on the team and block for a guy like that."

- T Morgan Moses on blocking for QB Lamar Jackson



MOSES' COMMUNITY IMPACT

- In 2015, he launched the Morgan Moses Foundation with the goal of motivating children through educational activities in the Central/Northern Virginia and D.C. metropolitan areas.




MORGAN MOSES

#78 | TACKLE

"He's always been a player that we've admired. When I think of Morgan, the thoughts that I have [are] big, tough, very smart, and also very durable. He's a versatile guy who can play different spots. We're excited to bring him here."

- EVP & GM Eric DeCosta on T Morgan Moses

PLAYER NOTES - CAMPBELL



CALAIS CAMPBELL
#93 | DEFENSIVE END

1X FIRST-TEAM ALL-PRO
3X SECOND-TEAM ALL-PRO
6X PRO BOWLER

2017 PFWA NFL DEFENSIVE PLAYER OF THE YEAR
2019 NFL WALTER PAYTON MAN OF THE YEAR

DURABILITY ON DISPLAY

DE Calais Campbell has played in 224 games, with 205 starts. He ranks first in both categories among active D-linemen.

MOST GAMES PLAYED / ACTIVE NFL DEFENSIVE LINEMEN

Rk.	Player (Teams)	GP (GS)
1.	Calais Campbell (Ari./Jax./Bal.)	224 (205)
2.	Jerry Hughes (Ind./Buf./Hou.)	196 (145)
3.	Ndamukong Suh (Det./Mia./LAR/TB/Phi.)	194 (191)
4.	Carlos Dunlap (Cin./Sea./KC)	192 (125)
5.	Cameron Jordan (NO)	189 (188)

SACK ATTACK

MOST MULTI-SACK GAMES SINCE 2016 / ACTIVE DEFENDERS

Rk.	Player (Team)	Games
1.	Aaron Donald (LAR)	22
2.	T.J. Watt (Pit.)	20
3.	Myles Garrett (Cle.)	18
	Cameron Jordan (NO)	18
5.	Chandler Jones (LV)	17
	Yannick Ngakoue (Ind.)	17
7.	Chris Jones (KC)	16
8.	Matthew Judon (NE)	14
	Von Miller (Buf.)	14
10.	Denico Autry (Ten.)	13
	Joey Bosa (LAC)	13
	Leonard Floyd (LAR)	13
13.	Calais Campbell (Bal.)	12
	Justin Houston (Bal.)	12
	Khalil Mack (LAC)	12

CALAIS QUICK HITS

- DE Calais Campbell and DB Devin McCourty are the only active NFL defenders to record at least 200 career games played.
- Campbell is one of five active D-linemen with more than 50 career PD (Carlos Dunlap, 72; J.J. Watt, 68; Jason Pierre-Paul, 65; Cameron Jordan, 58; Calais Campbell, 57).

ACTIVE SACKS LEADERS

DE Calais Campbell's 99 career sacks rank ninth most among active NFL defenders.

MOST SACKS / ACTIVE NFL DEFENDERS

Rk.	Player (Team)	Sacks
1.	Von Miller (Buf.)	123.5
2.	Cameron Jordan (NO)	112.5
3.	Justin Houston (Bal.)	111.0
	Chandler Jones (LV)	111.0
5.	J.J. Watt (Ari.)	108.5
6.	Aaron Donald (LAR)	103.0
7.	Robert Quinn (Phi.)	102.0
8.	Carlos Dunlap (KC)	100.0
9.	Calais Campbell (Bal.)	99.0
10.	Jason Pierre-Paul (Bal.)	93.5

FOUR-SACK SEASONS

DE Calais Campbell posted at least 4 sacks in 13 seasons (2009-22), tying for the most 4-plus sack seasons among active players.

MOST SEASONS WITH AT LEAST 4 SACKS / ACTIVE PLAYERS

Rk.	Player (Team)	Seasons
1.	Calais Campbell (Bal.)	13 (2009-22)
	Carlos Dunlap (KC)	13 (2010-22)
3.	Justin Houston (Bal.)	12 (2011-22)
4.	Cameron Jordan (NO)	11 (2012-22)
	Von Miller (Buf.)	11 (2011-22)
	Ndamukong Suh (Phi.)	11 (2010-21)

PICTURE THIS

DE Calais Campbell is one of four NFL defenders since 2000 to register at least 700 tackles and 85 sacks.

SINCE 2000 / PLAYERS WITH AT LEAST 700 TACKLES & 85 SACKS



Calais Campbell
793 / 99

Julius Peppers
718 / 158.5



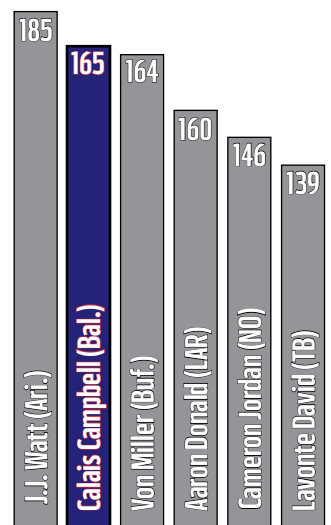
Justin Smith
879 / 87

Terrell Suggs
886 / 139



Since being drafted in 2008, DE Calais Campbell's 165 tackles for loss are the second in the NFL, trailing only Arizona DE J.J. Watt's 185 TFL during that span.

MOST TACKLES FOR LOSS / ACTIVE NFL DEFENDERS



PLAYER NOTES – PETERS



MARCUS PETERS
#24 | CORNERBACK

Missed entire 2021 season (knee)

- 2X FIRST-TEAM ALL-PRO
- 2X SECOND-TEAM ALL-PRO
- 3X PRO BOWLER
- 32 CAREER INTS (NFL HIGH SINCE 2015)
- 42 CAREER TAKEAWAYS (NFL HIGH SINCE 2015)

FIRST LINE OF PASS DEFENSE

Since being drafted in 2015, CB Marcus Peters' 91 PD tie for the NFL's third most among active defenders.

 Darius Slay	107
 James Bradberry	96
 Stephon Gilmore	92
 Janoris Jenkins	92
 Marcus Peters	91

FAST FACTS

- In 102 career games, CB Marcus Peters has registered 32 INTs, 11 FFs and 10 FRs. His 42 total takeaways are the most among active NFL defenders.
- In Week 3's win at NE, Peters recorded 1 INT, 1 FR and 1 FF, becoming the first Ravens defender to "hit the trifecta" in a single game since 2008 (Ed Reed, 12/7 vs. Was.).
- Peters' 6 INT-TDs tie Hall of Famer Deion Sanders for the second most by a player in his first six seasons (2015-20) since the 1970 merger. Only CB Janoris Jenkins (7) had more.
- Peters' 3 career postseason INTs are tied (Adrian Amos, Sean Murphy-Bunting & Duron Harmon) for the NFL's most since he entered the league in 2015.

NOSE FOR THE END ZONE

CB Marcus Peters' 7 career defensive TDs (6 INTs & 1 FR) rank as the NFL's most since he entered the league in 2015.

MOST DEFENSIVE TDs / SINCE 2015 / ACTIVE PLAYERS

Rk.	Player (Team)	D-TDs
1.	Marcus Peters (Bal.)	7
2.	Eddie Jackson (Chi.)	6
3.	Deion Jones (Cle.)	5
	Minkah Fitzpatrick (Pit.)	5

PICK ARTIST

Since entering the league in 2015, three-time Pro Bowl CB Marcus Peters has registered NFL highs in INTs (32), INT-TDs (6) and INT return yards (822).

MOST INTERCEPTIONS / SINCE 2015 / ACTIVE PLAYERS

Rk.	Player (Team)	INTs
1.	Marcus Peters (Bal.)	32
2.	Xavien Howard (Mia.)	28
3.	J.C. Jackson (LAC)	25

MOST INT-TD RETURNS / SINCE 2015 / ACTIVE PLAYERS

Rk.	Player (Team)	INT-TDs
1.	Marcus Peters (Bal.)	6
2.	Deion Jones (Cle.)	5
3.	Daniel Sorensen (NO)/Minkah Fitzpatrick (Pit.)	4

MOST INT RETURN YARDS / SINCE 2015 / ACTIVE PLAYERS

Rk.	Player (Team)	INT Yards
1.	Marcus Peters (Bal.)	822
2.	Stephon Gilmore (Ind.)	412
3.	Minkah Fitzpatrick (Pit.)	383

TAKEAWAY MACHINE

Since entering the league in 2015, Peters' 42 takeaways stand as an NFL high, with 32 coming by way of INTs.

MOST TAKEAWAYS BY A DEFENDER / SINCE 2015

Rk.	Player (Team)	TA (INTs)
1.	Marcus Peters (Bal.)	42 (32)
2.	Xavien Howard (Mia.)	33 (28)
3.	Tyrann Mathieu (NO)	30 (25)
	Jordan Poyer (Buf.)	30 (24)
5.	Harrison Smith (Min.)	29 (24)
6.	Darius Slay (Phi.)	28 (24)
7.	J.C. Jackson (LAC)	27 (25)
	Kevin Byard (Ten.)	27 (24)

"MARCUS IS ONE OF THESE PLAYERS WHO PROVIDES SUCH AN AUTHENTIC PERSPECTIVE ON WHAT THIS GAME'S ALL ABOUT. HE'S A RAVEN." – EVP & GM ERIC DE COSTA



NFL INTERCEPTION LEADERS / SINCE 2015

MARCUS PETERS	XAVIEN HOWARD	J.C. JACKSON	TYRANN MATHIEU
32	28	25	25

PLAYER NOTES - HOUSTON



JUSTIN HOUSTON
#50 | OUTSIDE LINEBACKER

4X PRO BOWLER
1X FIRST-TEAM ALL-PRO
1X SECOND-TEAM ALL-PRO
111.0 CAREER SACKS
9.0 SACKS IN 2022

HOUSTON...IS A PROBLEM!

CHARTS AMONG ACTIVE NFL DEFENDERS

MOST SACKS

Rk.	Player	Sacks
1.	Von Miller (Buf.)	123.5
2.	Cameron Jordan (NO)	112.5
3.	Justin Houston (Bal.)	111.0
	Chandler Jones (LV)	111.0
5.	J.J. Watt (Ari.)	108.5
6.	Aaron Donald (LAR)	103.0
7.	Robert Quinn (Phi.)	102.0
8.	Carlos Dunlap (KC)	100.0
9.	Calais Campbell (Bal.)	99.0
10.	Jason Pierre-Paul (Bal.)	93.5

MOST TACKLES FOR LOSS

Rk.	Player	TFL
1.	J.J. Watt (Ari.)	185
2.	Calais Campbell (Bal.)	165
3.	Von Miller (Buf.)	164
4.	Aaron Donald (LAR)	160
5.	Cameron Jordan (NO)	146
6.	Lavonte David (TB)	139
7.	Ndamukong Suh (Phi.)	130
8.	Justin Houston (Bal.)	129
9.	Jason Pierre-Paul (Bal.)	126
10.	Carlos Dunlap (KC)	122

MOST MULTI-SACK GAMES [AT LEAST 1.5]

Rk.	Player	Games
1.	J.J. Watt (Ari.)	32
2.	Justin Houston (Bal.)	28
	Von Miller (Buf.)	28
4.	Chandler Jones (LV)	27
5.	Cameron Jordan (NO)	26
6.	Jason Pierre-Paul (Bal.)	25
	Aaron Darnold (LAR)	25
8.	Carlos Dunlap (KC)	24
9.	Calais Campbell (Bal.)	21
	Robert Quinn (Phi.)	21

2014 PASS RUSH DOMINANCE

The 2014 campaign was a historic output for OLB Justin Houston. As a member of the Chiefs, Houston racked up a staggering 22 sacks in 16 starts, ranking as the third-highest single-season sack total in NFL history. Houston also set career highs in tackles (69) and forced fumbles (4) that season.



T.J. WATT
22.5



MICHAEL STRAHAN
22.5



JUSTIN HOUSTON
22.0



JARED ALLEN
22.0



MARK GASTINEAU
22.0



CHRIS DOLEMAN
21.0



REGGIE WHITE
21.0

"Here, with the pressure we bring, it's hard for the guard to help; it's hard for the running back to chip. They've got to match up with other guys, and if you leave me one-on-one, I'm going to win my battles."

— OLB Justin Houston on Baltimore's defensive scheme

4-SACK MINIMUM; 8-SACK STANDARD

OLB Justin Houston has tallied at least 4 sacks in each of his 12 seasons and at least 8 sacks eight times during his career.

AMONG ACTIVE NFL DEFENDERS

MOST 8-SACK SEASONS

Rk.	Player (Team)	Seasons
1.	Von Miller (Buf.)	10
2.	Justin Houston (Bal.)	8
	Aaron Donald (LAR)	8
4.	Carlos Dunlap (KC)	7
	Chandler Jones (LV)	7
	Cameron Jordan (NO)	7
	Yannick Ngakoue (Ind.)	7

MOST 4-SACK SEASONS

Rk.	Player (Team)	Seasons
1.	Calais Campbell (Bal.)	13
	Carlos Dunlap (KC)	13
3.	Justin Houston (Bal.)	12
4.	Cameron Jordan (NO)	11
	Von Miller (Buf.)	11
	Ndamukong Suh (Phi.)	11
7.	J. Hughes / R. Quinn	10

HOUSTON NOTES TO KNOW

- Houston's additional accolades include: Art Rooney Sportsmanship Award Finalist (2020), Kansas City Chiefs Ed Block Courage Award (2016) and Deacon Jones Award (2014).
- Since entering the league in 2011, Houston has posted four safeties, tying for the most in NFL history (Doug English & Ted Hendricks - 4).
- Houston is one of 62 players in league history (since 1960) to reach the coveted century-sack mark. Since entering the league in 2011, his 111 sacks are tied for the NFL's third most.

PLAYER NOTES – HUMPHREY



MARLON HUMPHREY
#44 | CORNERBACK

2X PRO BOWLER

1X FIRST-TEAM ALL-PRO

**MOST FORCED FUMBLES
NFL DEFENDERS / 2020 SEASON**

Marlon Humphrey (Bal.)	8
Haason Reddick (Ari.)	6
11 Players Tied	4

PERFECTING THE PUNCH-OUT

CB Marlon Humphrey's 8 forced fumbles in 2020 were the second most by a DB in NFL history (records kept since 2000).

MOST FORCED FUMBLES / DEFENSIVE BACKS NFL SINGLE-SEASON HISTORY (RECORDS KEPT SINCE 2000)

Rk.	Player (Year)	FFs
1.	Charles Tillman (2012)	10
2.	Marlon Humphrey (2020)	8
	Chris Harris (2007)	8
4.	Josh Norman (2021)	7
5.	Oshiomogho Atogwe (2008)	6
	Brian Dawkins (2008)	6
	Roman Harper (2010)	6
	Charles Tillman (2009)	6

MARLON IN GOOD COMPANY

CB Marlon Humphrey is just the third defender in franchise history to register double-digit INTs (12) and double-digit FFs (12) throughout a Ravens career. He stands with Hall of Famers LB Ray Lewis (31 INTs & 19 FFs) and S Ed Reed (61 INTs & 11 FFs) as the only Ravens to accomplish this feat. This season, Humphrey has produced 3 INTs through 12 games.

ALL-TIME DEFENDERS W/ DOUBLE-DIGIT INTERCEPTIONS & FORCED FUMBLES (IN A RAVENS CAREER)

Player (Years)	INTs	FFs
Ray Lewis (1996-2012)	31	19
Ed Reed (2002-12)	61	11
Marlon Humphrey (2017-present)	12	12



BALTIMORE DEFENDERS SINCE 2019

INTERCEPTIONS / SINCE 2019

Rk.	Player	INTs
1.	Marlon Humphrey	8
	Marcus Peters	8
3.	Chuck Clark	4
4.	Four Players	3

PASSES DEFENSED / SINCE 2019

Rk.	Player	PD
1.	Marlon Humphrey	44
2.	Chuck Clark	26
3.	Marcus Peters	24
4.	Anthony Averett	20

FORCED FUMBLES / SINCE 2019

Rk.	Player	FFs
1.	Marlon Humphrey	11
2.	Chuck Clark	5
	Marcus Peters	5

MARLON MAKES IMPACTFUL PLAYS

- Humphrey is the only player in the NFL in 2022 to produce at least three INTs (3) and three sacks (3).

- Baltimore has only lost two games (13-2) when CB Marlon Humphrey records a takeaway (2021 vs. Cin. & 2022 vs. Buf.).

- In 2020, Humphrey led the NFL with 8 FFs (also standing as a Ravens' single-season record), en route to earning his second Pro Bowl nod.

- In 2020, Humphrey was one of only two NFL defenders (Jason Pierre-Paul) to record at least 2 sacks (2.5), 4 FFs (8) and 6 PD (8). He also became the first DB to register at least 8 FFs and a sack in NFL single-season history (records kept since 2000).

- Humphrey's 70-yard FR-TD vs. NE in Week 9 of the 2019 season is the longest FR return in Ravens franchise history.


MARLON THE MAGNET

Since entering the league in 2017, CB Marlon Humphrey's 70 PD are tied for the fifth most among all NFL defensive backs.

NFL PASSES DEFENSED / DEFENSIVE BACKS / SINCE 2017

Rk.	Player (Team)	PD
1.	James Bradberry (Phi.)	86
2.	Darius Slay (Phi.)	81
3.	Marshon Lattimore (NO)	76
4.	Xavien Howard (Mia.)	73
5.	Marlon Humphrey (Bal.)	70
	Jalen Ramsey (LAR)	70
7.	Kyle Fuller (Bal.)	67
8.	Kendall Fuller (Was.)	62
	Stephon Gilmore (Ind.)	62
10.	Tre'Davious White (Buf.)	61

PLAYER NOTES – SMITH



ROQUAN SMITH
#18 | INSIDE LINEBACKER

2X SECOND-TEAM ALL-PRO

MOST INTs BY A LINEBACKER
(SINCE 2018)

Shaquille Leonard (Ind.)	12
Joe Schobert (Ten.)	9
Roquan Smith (Bal.)	7
Eric Kendricks (Min.)	7
Logan Wilson (Cin.)	7

NFL DEFENDERS W/ AT LEAST 400 SOLO TACKLES, 30 TFL, 15 SACKS & 5 INTs IN A PLAYER'S FIRST 5 NFL SEASONS IN LEAGUE HISTORY



2007-11

PATRICK WILLIS

534 SOLO TKLS / 37 TFL
17 SACKS / 5 INTs



2012-16

LAVONTE DAVID

471 SOLO TKLS / 86 TFL
18 SACKS / 10 INTs



2000-04

BRIAN URLACHER

440 SOLO TKLS / 39 TFL
26.5 SACKS / 7 INTs



2018-22

ROQUAN SMITH

418 SOLO TKLS / 50 TFL
17.5 SACKS / 7 INTs

2022 NFL TACKLE LEADERS

ILB Roquan Smith's 114 total tackles are the seventh most in 2022.

2022 NFL TACKLES LEADERS

Rk.	Player (Team)	TT
1.	Rashaan Evans (Atl.)	134
2.	Jordyn Brooks (Sea.)	131
3.	Zaire Franklin (Ind.)	130
4.	Foye Oluokun (Jax.)	128
5.	Nick Bolton (KC)	122
6.	C.J. Mosley (NYJ)	116
7.	Roquan Smith (Bal.)	114
8.	T.J. Edwards (Phi.)	109
9.	Derwin James (LAC)/Bobby Okereke (Ind.)	106

TACKLE MACHINE

Since entering the league in 2018, ILB Roquan Smith's tackles rank Top 2 in the NFL.

MOST TOTAL TACKLES / SINCE 2018

Rk.	Player (Team)	TT
1.	Bobby Wagner (LAR)	702
2.	Roquan Smith (Bal.)	637
3.	Fred Warner (SF)	587
4.	Foye Oluokun (Jax.)	582
5.	Jordan Hicks (Min.)	573
6.	Eric Kendricks (Min.)	567

MOST SOLO TACKLES / SINCE 2018

Rk.	Player (Team)	Solo
1.	Roquan Smith (Bal.)	418
2.	Bobby Wagner (LAR)	398
3.	Budda Baker (Ari.)	395
4.	Fred Warner (SF)	383
5.	Lavonte David (TB)	377
6.	Jordan Hicks (Min.)	376

IN LEGENDARY COMPANY

Roquan Smith is the first player since Hall of Famer Ray Lewis (1996-99) with at least 100 tackles, 2 sacks & 1 INT in each of the first four years of a career (2018-21).



RAY LEWIS

1996	142 tkls, 2.5 sks, 1 INT
1997	210 tkls, 4.0 sks, 1 INT
1998	154 tkls, 3.0 sks, 2 INT
1999	198 tkls, 3.5 sks, 3 INT



ROQUAN SMITH

2018	121 tkls, 5.0 sks, 1 INT
2019*	100 tkls, 2.0 sks, 1 INT
2020	139 tkls, 4.0 sks, 2 INT
2021	163 tkls, 3.0 sks, 1 INT

Since 2018, ILB Roquan Smith, LB Shaquille Leonard & OLB T.J. Watt are the only NFL defenders to produce at least 15 sacks & 5 INTs.



ROQUAN SMITH



SHAQUILLE LEONARD



T.J. WATT

SMITH IN 2022

X ILB Roquan Smith, CB Marlon Humphrey, and DE Aidan Hutchinson are the only NFL defenders this season to produce at least three sacks and two INTs.

PLAYER NOTES - BOWSER & QUEEN



TYUS BOWSER #54 | OUTSIDE LINEBACKER

"I work my tail off each and every day to work to be in this position, and that's to be a leader on this field, leader to the guys in the locker room and just trying to be a good influence overall – not only for the organization, but just for my family, for other people, for the City of Baltimore, for the City of Tyler [Texas]."

– OLB Tyus Bowser

PLAYERS W/ AT LEAST 17 SACKS & 4 INTs / SINCE 2017



BALTIMORE

JASON PIERRE-PAUL
43.5 SACKS / 4 INTs



BALTIMORE

TYUS BOWSER
18.5 SACKS / 4 INTs



BALTIMORE

ROQUAN SMITH
17.5 SACKS / 7 INTs



PITTSBURGH

T.J. WATT
73.5 SACKS / 6 INTs



GREEN BAY

PRESTON SMITH
42.5 SACKS / 4 INTs



SEATTLE

JAMAL ADAMS
21.5 SACKS / 4 INTs

BOWSER PICKS IT OFF

OLB Tyus Bowser's 4 career INTs currently rank sixth all time in franchise history at the linebacker position.

MOST INTERCEPTIONS BY A RAVENS LINEBACKER

Rk.	Player (Years)	INTs
1.	Ray Lewis (1996-2012)	31
2.	C.J. Mosley (2014-18)	9
3.	Terrell Suggs (2003-18)	7
4.	Adalius Thomas (2000-06)	6
5.	Daryl Smith (2013-15)	5
6.	Tyus Bowser (2017-present)	4

BOWSER'S 2021 CAREER YEAR

• In 2021, Bowser set single-season career highs in tackles (56), TFL (8), sacks (7), QBHs (15) & FFs (2). He tore his Achilles tendon in the final game of the 2021 campaign, but returned to action on 11/7/22 vs. NO for his first game of 2022.

PLAYERS W/ AT LEAST 250 TACKLES & 25 TFL SINCE 2020



ROQUAN SMITH
416 TKLS
37 TFL



DEVIN WHITE
342 TKLS
31 TFL



DEMARIO DAVIS
304 TKLS
32 TFL



PATRICK QUEEN
288 TKLS
27 TFL

Dating back to 2001, ILB Patrick Queen and his former LSU teammate, LB Devin White, are the only defenders to produce at least 200 tackles, 5 sacks, 3 FFs and 3 FRs in a player's first two seasons of an NFL career.



BALTIMORE

PATRICK QUEEN



TAMPA BAY


DEVIN WHITE

THE KING OF QUEENS

Ravens third-year ILB Patrick Queen was the fifth linebacker selected in the 2020 NFL Draft. Below are the LBs who were selected before him and their stats through three NFL seasons.

NFL STATISTICS THROUGH WEEK 13 OF 2022

Player (Pick / Team)	GP/GS	TT	TFL	Sacks	INTs	PD	FFs	FRs
Isaiah Simmons (8th/Ari.)	45-32	208	11	6.5	3	14	7	2
K'Lavon Chaisson (20th/Jax.)	35-11	52	6	2.0	0	1	0	0
Kenneth Murray (23rd/LAC)	39-33	189	12	1.0	1	5	1	0
Jordyn Brooks (27th/Sea.)	43-35	371	14	2.0	0	11	1	2
Patrick Queen (28th/Bal.)	45-45	288	27	9.0	2	7	4	3



PATRICK QUEEN #6 | INSIDE LINEBACKER

105
TACKLES
(2020 TEAM LEADER)

98
TACKLES
(2021 TEAM LEADER)

85
TACKLES
(2022 TEAM LEADER)

PLAYER NOTES - TUCKER



JUSTIN TUCKER
#9 | KICKER

- 12X** PLAYER OF THE WEEK (FRANCHISE RECORD)
- 7X** AFC SPECIAL TEAMS PLAYER OF THE MONTH
- 5X** PRO BOWLER
- 5X** FIRST-TEAM ALL-PRO
- 2X** SECOND-TEAM ALL-PRO

TUCKER RANKS NO. 1 ALL TIME

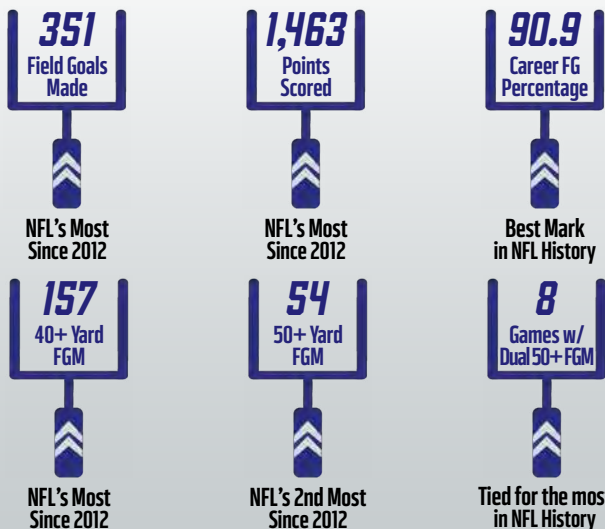
K Justin Tucker, the most accurate kicker ever, owns a 90.9 success mark.

BEST CAREER FIELD GOAL PERCENTAGE (NFL HISTORY / MIN. 100 ATTEMPTS)

Rk.	Player (Team)	FGM - FGA	Pct.
1.	Justin Tucker (Bal.)	351-386	90.9
2.	Harrison Butker (KC)	159-179	88.8
3.	Younghoe Koo (Atl.)	113-128	88.3
4.	Daniel Carlson (LV)	134-153	87.6
5.	Matt Gay (LAR)	91-104	87.5

TUCKER HITS THE MARK

Since entering the league in 2012, K Justin Tucker ranks at or near the top of several NFL kicking categories:



66-yard game-winning FG at Detroit (9/26/21) by Justin Tucker, marking the longest FGM in NFL history.

TUCKER'S CHART TALK

MOST FIELD GOALS MADE / SINCE 2012 / ACTIVE KICKERS

Rk.	Player (Team)	FGM
1.	Justin Tucker (Bal.)	351
2.	Greg Zuerlein (NYJ)	287
3.	Matt Prater (Ari.)	270
4.	Mason Crosby (GB)	254
5.	Robbie Gould (SF)	253

MOST POINTS SCORED / SINCE 2012 / ACTIVE KICKERS

Rk.	Player (Team)	Points
1.	Justin Tucker (Bal.)	1,463
2.	Matt Prater (Ari.)	1,231
3.	Mason Crosby (GB)	1,228
4.	Greg Zuerlein (NYJ)	1,225
5.	Robbie Gould (SF)	1,113

FGM FROM 50-PLUS YARDS / NFL HISTORY

Rk.	Player (GP)	50+ FGM
1.	Matt Prater (228)	66
2.	Sebastian Janikowski (284)	58
3.	Justin Tucker (173)	54
4.	Jason Hanson (327)	52

CRUNCHTIME NOTES

✗ Tucker connected on 65 consecutive fourth quarter/OT FGAs without a miss from 9/11/16-11/20/22 and 82 consecutive second half/OT FGAs without a miss from 11/19/17-11/27/22, marking the longest such streaks in NFL history. A potential game-winning, career-long 67-yard FGA at Jax. (11/27/22) snapped his record-long streaks.

✗ Tucker is 26-of-28 (92.9%) in the final two minutes of regulation, 17-of-18 on tries in the final minute of regulation and a perfect 5-of-5 on OT attempts throughout his career.

✗ Tucker owns seven career regular season game-winning FGs with no time remaining in regulation, marking the most by a kicker in NFL history. Of those seven, four occurred while his team was trailing, also marking the most in NFL history.

19 GAME-WINNING FIELD GOALS (REG. + POST.)

- 2022: Week 5 vs. Cin., 43 yds
- 2021: Week 9 vs. Min., 36 yds OT
- 2021: Week 3 at Det., 66 yds*
- 2020: Week 14 at Cle., 55 yds
- 2019: Week 13 vs. SF, 49 yds
- 2019: Week 5 at Pit., 46 yds OT
- 2018: Week 11 vs. Cin., 24 yds
- 2016: Week 3 at Jax., 53 yds
- 2016: Week 2 at Cle., 49 yds
- 2015: Week 11 vs. STL, 47 yds
- 2015: Week 8 vs. SD, 39 yds
- 2015: Week 4 at Pit., 52 yds OT
- 2014: Week 3 at Cle., 32 yds
- 2013: Week 15 at Det., 61 yds
- 2013: Week 10 vs. Cin., 46 yds OT
- 2013: Week 5 at Mia., 44 yds
- 2012: Div. at Den., 47 yds 2OT
- 2012: Week 12 at SD, 38 yds OT
- 2012: Week 3 vs. NE, 27 yds

*NFL Record

PLAYER NOTES - TUCKER

LONGEST FIELD GOALS MADE / NFL HISTORY

Player (Date)	Distance	Player (Date)	Distance
Justin Tucker (9/26/21)	66	Jason Elam (10/25/98)	63
Matt Prater (12/8/13)	64	Graham Gano (10/7/18)	63
David Akers (9/9/12)	63	S. Janikowski (9/12/11)	63
Tom Dempsey (11/8/70)	63	Brett Maher (10/20/19)	63

TUCKER TIDBITS

- ✗ Tucker's 95.0 career FG% in the second half/OT (172-of-181) ranks as the NFL's best such mark of all time.
- ✗ Since PATs were moved back to the 15-yard line in 2015, Tucker (300-of-305) has produced the NFL's best PAT percentage (98.4, min. 100 attempts).
- ✗ In 2022, Tucker recorded his 11th-consecutive season with at least 25 FGM, marking the longest such streak in NFL history.
- ✗ Tucker is a seven-time AFC Special Teams Player of the Month. He has also earned a team-record 12 AFC ST Player of the Week honors.
- ✗ Tucker owns the most points scored (1,463) through the first 11 seasons of a career in NFL history.
- ✗ Tucker owns the most multi-FG games (109) through a player's first 11 seasons of a career in NFL history.
- ✗ Tucker's 6 FGs on 12/16/13 at Det. set a team record and a single-game NFL high in 2013. He became the first kicker ever to connect from the 20-, 30-, 40-, 50- & 60-yard range in a game.
- ✗ Tucker produced 137 points in 2021, becoming the first kicker in NFL history to score at least 130 points in six consecutive seasons.
- ✗ Tucker has produced an NFL-record seven seasons with 30+ FGM.
- ✗ An NFL single-season record 24 of Tucker's 38 FGM in 2016 came from 40 yards or beyond, while his 10 FGM of 50-plus yards in 2016 tie (Blair Walsh, 2012 & Brandon McManus, 2020) for the most in NFL history. (Tucker was a perfect 10-for-10 from 50 yards and out in 2016.)

PLAYER OF THE MONTH AWARDS

PLAYER OF THE MONTH AWARDS / SINCE AWARD INCEPTION

Rk.	Player	No.
1.	Tom Brady	11
2.	Peyton Manning	8
	Aaron Rodgers	8
4.	Justin Tucker	7
5.	Brett Favre	6
	Barry Sanders	6
	Bruce Smith	6
	J.J. Watt	6
	Steve Young	6

JUSTIN TUCKER NEEDS...

- ✗ 4 field goals made to surpass K Matt Stover (354) for the most in Ravens franchise history.
- ✗ 2 points scored to surpass K Matt Stover (1,464) for the most in Ravens franchise history.

RAVENS KICKING CHARTS

MOST POINTS SCORED		MOST FIELD GOALS MADE			
Rk.	Name (Seasons)	Points	Rk.	Name (Seasons)	FGM
1.	Matt Stover (1996-2008)	.. 1,464	1.	Matt Stover (1996-2008)	... 354
2.	Justin Tucker (2012-22)	.. 1,463	2.	Justin Tucker (2012-22)	... 351
3.	Billy Cundiff (2009-11) 294	3.	Billy Cundiff (2009-11) 66
4.	Jamal Lewis (2000-06) 284	4.	Stephen Hauschka (2008-09)	.. 10
5.	Ray Rice (2008-13) 260	5.	Shayne Graham (2011) 2

- ✗ Tucker owns the most PATs made (410) in Ravens franchise history, surpassing K Matt Stover (402) in 2022.

TUCKER'S SPLITS

Tucker, the most accurate kicker in NFL history, owns a 90.9% success mark (351-of-386).	20-29 92-92...	100%
	30-39 102-105..	97.1%
	40-49 103-114 ..	90.4%
	50+ 54-75...	72.0%
	2012 30-33...	90.9%
	Home 173-194..	89.2%
	Away 178-192..	92.7%
	vs. AFC 254-280..	90.7%
	vs. NFC 97-106 ..	91.5%
	AFC North	.. 130-142..	91.5%
1st Qtr. 61-70...	87.1%	
2nd Qtr. 118-135..	87.4%	
3rd Qtr. 57-59...	96.6%	
4th Qtr 110-117 ..	94.0%	
Overtime 5-5.....	100%	
	2013 38-41...	92.7%
	2014 29-34...	85.3%
	2015 33-40...	82.5%
	2016 38-39...	97.4%
	2017 34-37...	91.9%
	2018 35-39...	89.7%
	2019 28-29...	96.6%
	2020 26-29...	89.7%
	2021 35-37...	94.6%
	2022 25-28...	89.3%

FAST & FURIOUS

Since entering the league in 2012, K Justin Tucker has reached several marks faster than any other player in NFL history:



ALPHABETICAL ROSTER

NO.	NAME	POS	HT	WT	AGE	EXP	COLLEGE	HOMETOWN	HOW ACQ
89	Andrews, Mark	TE	6-5	247	27	5	Oklahoma	Scottsdale, AZ	D3b '18
54	Bowser, Tyus	OLB	6-3	242	27	6	Houston	Tyler, TX	D2 '17
86	Boyle, Nick	TE	6-4	261	29	8	Delaware	Sussex, NJ	D5a '15
56	Bynes, Josh	ILB	6-1	235	33	11	Auburn	Lauderdale Lakes, FL	FA '21
93	Campbell, Calais	DE	6-8	307	36	15	Miami (FL)	Denver, CO	TR (Jax.) '20
36	Clark, Chuck	S	6-0	209	27	6	Virginia Tech	Suffolk, VA	D6 '17
66	Cleveland, Ben	G	6-6	370	24	2	Georgia	Toccoa, GA	D3a '21
63	Colon, Trystan	C/G	6-3	320	24	3	Missouri	Webb City, MO	FA '20
28	Davis, Mike	RB	5-9	223	29	8	South Carolina	Stone Mountain, GA	FA '22
17	Drake, Kenyan	RB	6-1	210	28	7	Alabama	Marietta, GA	FA '22
13	Duvernay, Devin	WR	5-11	202	25	3	Texas	Sachse, TX	D3b '20
35	Edwards, Gus	RB	6-1	238	27	5	Rutgers	Liberia	FA '18
77	Faalele, Daniel	T	6-8	380	23	R	Minnesota	Melbourne, Australia	D4a '22
14	Hamilton, Kyle	S	6-4	221	21	R	Notre Dame	Atlanta, GA	D1a '22
40	Harrison, Malik	LB	6-3	259	24	3	Ohio State	Columbus, OH	D3c '20
43	Hill, Justice	RB	5-10	200	25	4	Oklahoma State	Tulsa, OK	D4a '19
50	Houston, Justin	OLB	6-3	270	33	12	Georgia	Statesboro, GA	FA '21
44	Humphrey, Marlon	CB	6-0	205	26	6	Alabama	Hoover, AL	D1 '17
2	Huntley, Tyler	QB	6-1	204	24	3	Utah	Hallandale Beach, FL	FA '20
15	Jackson, DeSean	WR	5-10	175	36	15	California	Long Beach, CA	FA '22
8	Jackson, Lamar	QB	6-2	230	25	5	Louisville	Pompano Beach, FL	D1b '18
98	Jones, Travis	DT	6-4	334	23	R	Connecticut	New Haven, CT	D3 '22
88	Kolar, Charlie	TE	6-6	250	23	R	Iowa State	Norman, OK	D4c '22
80	Likely, Isaiah	TE	6-4	241	22	R	Coastal Carolina	Cambridge, MA	D4e '22
64	Linderbaum, Tyler	C	6-2	305	22	R	Iowa	Solon, IA	D1b '22
92	Madubuike, Justin	DT	6-3	293	25	3	Texas A&M	McKinney, TX	D3a '20
65	Mekari, Patrick	OL	6-4	305	25	4	Cal-Berkeley	Westlake Village, CA	FA '19
46	Moore, Nick	LS	6-2	253	30	3	Georgia	Snellville, GA	FA '20
78	Moses, Morgan	T	6-6	320	31	9	Virginia	North Chesterfield, VA	UFA (NYJ) '22
90	Ojabo, David	OLB	6-4	255	22	R	Michigan	Aberdeen, Scotland	D2 '22
84	Oliver, Josh	TE	6-5	259	25	4	San Jose State	Paso Robles, CA	TR (Jax.) '21
99	Oweh, Odafé	OLB	6-5	257	23	2	Penn State	Hackensack, NJ	D1b '21
24	Peters, Marcus	CB	6-0	197	29	8	Washington	Oakland, CA	TR (LAR) '19
53	Phillips, Del'Shawn	LB	6-2	230	26	3	Illinois	Highland Park, MI	FA '22
4	Pierre-Paul, Jason	OLB	6-5	275	33	13	South Florida	Deerfield Beach, FL	FA '22
72	Powers, Ben	G	6-4	338	26	4	Oklahoma	Wichita, KS	D4b '19
3	Proche II, James	WR	5-11	191	26	3	Southern Methodist	Dallas, TX	D6 '20
6	Queen, Patrick	ILB	6-0	237	23	3	Louisiana State	Ventress, LA	D1 '20
42	Ricard, Patrick	FB	6-3	305	28	6	Maine	Spencer, MA	FA '17
10	Robinson, Demarcus	WR	6-1	203	28	7	Florida	Fort Valley, GA	FA '22
25	Seymour, Kevon	CB	6-0	188	29	6	Southern California	Pasadena, CA	FA '21
18	Smith, Roquan	ILB	6-1	232	25	5	Georgia	Montezuma, GA	TR (Chi.) '22
79	Stanley, Ronnie	T	6-6	315	28	7	Notre Dame	Las Vegas, NV	D1 '16
21	Stephens, Brandon	DB	6-1	215	24	2	Southern Methodist	Plano, TX	D3b '21
26	Stone, Geno	S	5-11	209	23	3	Iowa	New Castle, PA	D7 '20
11	Stout, Jordan	P	6-3	214	24	R	Penn State	Abingdon, VA	D4d '22
9	Tucker, Justin	K	6-1	184	33	11	Texas	Austin, TX	FA '12
97	Urban, Brent	DE	6-7	309	31	8	Virginia	Mississauga, ON, CAN	FA '22
96	Washington, Broderick	DT	6-2	314	26	3	Texas Tech	Longview, TX	D5 '20
57	Welch, Kristian	LB	6-3	242	24	3	Iowa	Iola, WI	FA '20
22	Williams, Damarion	CB	5-10	180	24	R	Houston	Miami, FL	D4f '22
41	Worley, Daryl	CB	6-1	205	27	6	West Virginia	Philadelphia, PA	FA '22
70	Zeitler, Kevin	G	6-4	339	32	11	Wisconsin	Waukesha, WI	FA '21

Practice Squad (14)

30	Badie, Tyler	RB	5-8	200	22	R	Missouri	New Orleans, LA	D6 '22
85	Bridges, Shemar	WR	6-4	208	24	R	Fort Valley State	Jacksonville, FL	FA '22
12	Brown, Anthony	QB	6-1	228	24	R	Oregon	Cliffwood, NJ	FA '22
5	Hundley, Brett	QB	6-3	229	29	6	UCLA	Chandler, AZ	FA '22
83	Isabella, Andy	WR	5-9	188	26	4	Massachusetts	Mayfield, OH	FA '22
68	Johnson, Zack	G	6-6	301	25	1	North Dakota State	Blaine, MN	FA '22
94	Mack, Isaiah	NT	6-1	311	26	3	Chattanooga	Tunnel Hill, GA	FA '21
38	Mason, Ben	FB/TE	6-3	258	23	1	Michigan	Newtown, CT	FA '22
69	McKenzie, Kahlil	G	6-3	345	25	3	Tennessee	Green Bay, WI	FA '21
48	Moon, Jeremiah	OLB	6-5	247	24	R	Florida	Hoover, AL	FA '22
91	Nichols, Rayshad	DT	6-2	305	23	R	Stephen F. Austin	Bridge City, LA	FA '22
74	Sharpe, David	T	6-6	346	27	5	Florida	Jacksonville, FL	FA '21
49	Stanford, Julian	OLB	6-1	230	32	9	Wagner	Bloomfield, CT	FA '22
29	Washington, Ar'Darius	S	5-8	176	23	2	Texas Christian	Shreveport, LA	FA '21

Injured Reserve (10)

5	Armour-Davis, Jalyn	CB	6-1	195	23	R	Alabama	Mobile, AL	D4b '22
7	Bateman, Rashod	WR	6-1	197	23	2	Minnesota	Tifton, GA	D1a '21
47	Biegel, Vince	LB	6-3	246	29	6	Wisconsin	Marshfield, WI	FA '22
23	Fuller, Kyle	CB	5-11	200	30	9	Virginia Tech	Baltimore, MD	FA '22
59	Hayes, Daelin	OLB	6-4	257	24	2	Notre Dame	Belleville, MI	D5b '21
71	James, Ja'Wuan	T	6-6	323	30	8	Tennessee	Atlanta, GA	FA '21
60	Means, Steven	OLB	6-3	269	32	8	Buffalo	Buffalo, NY	FA '22
58	Pierce, Michael	NT	6-0	355	30	6	Samford	Daphne, AL	FA '22
51	Ross, Josh	ILB	6-0	229	23	R	Michigan	Southfield, MI	FA '22
16	Wallace, Tylan	WR	5-11	198	23	2	Oklahoma State	Fort Worth, TX	D4 '21

Injured Reserve - Designated For Return (2)

27	Dobbins, J.K.	RB	5-10	212	23	3	Ohio State	La Grange, TX	D2 '20
32	Williams, Marcus	S	6-1	207	26	6	Utah	Eastvale, CA	UFA (NO) '22



NUMERICAL ROSTER

NO.	NAME	POS	HT	WT	AGE	EXP	COLLEGE	HOMETOWN	HOW ACQ
2	Tyler Huntley	QB	6-1	204	24	3	Utah	Hallandale Beach, FL	FA '20
3	James Proche II	WR	5-11	191	26	3	Southern Methodist	Dallas, TX	D6 '20
4	Jason Pierre-Paul	OLB	6-5	275	33	13	South Florida	Deerfield Beach, FL	FA '22
6	Patrick Queen	ILB	6-0	237	23	3	Louisiana State	Ventress, LA	D1 '20
8	Lamar Jackson	QB	6-2	230	25	5	Louisville	Pompano Beach, FL	D1b '18
9	Justin Tucker	K	6-1	184	33	11	Texas	Austin, TX	FA '12
10	Demarcus Robinson	WR	6-1	203	28	7	Florida	Fort Valley, GA	FA '22
11	Jordan Stout	P	6-3	214	24	R	Penn State	Abingdon, VA	D4d '22
13	Devin Duvernay	WR	5-11	202	25	3	Texas	Sachse, TX	D3b '20
14	Kyle Hamilton	S	6-4	221	21	R	Notre Dame	Atlanta, GA	D1a '22
15	DeSean Jackson	WR	5-10	175	36	15	California	Long Beach, CA	FA '22
17	Kenyan Drake	RB	6-1	210	28	7	Alabama	Marietta, GA	FA '22
18	Roquan Smith	ILB	6-1	232	25	5	Georgia	Montezuma, GA	TR (Chi.) '22
21	Brandon Stephens	DB	6-1	215	24	2	Southern Methodist	Plano, TX	D3b '21
22	Damarion Williams	CB	5-10	180	24	R	Houston	Miami, FL	D4f '22
24	Marcus Peters	CB	6-0	197	29	8	Washington	Oakland, CA	TR (LAR) '19
25	Kevon Seymour	CB	6-0	188	29	6	Southern California	Pasadena, CA	FA '21
26	Geno Stone	S	5-11	209	23	3	Iowa	New Castle, PA	D7 '20
28	Mike Davis	RB	5-9	223	29	8	South Carolina	Stone Mountain, GA	FA '22
35	Gus Edwards	RB	6-1	238	27	5	Rutgers	Liberia	FA '18
36	Chuck Clark	S	6-0	209	27	6	Virginia Tech	Suffolk, VA	D6 '17
40	Malik Harrison	LB	6-3	259	24	3	Ohio State	Columbus, OH	D3c '20
41	Daryl Worley	CB	6-1	205	27	6	West Virginia	Philadelphia, PA	FA '22
42	Patrick Ricard	FB	6-3	305	28	6	Maine	Spencer, MA	FA '17
43	Justice Hill	RB	5-10	200	25	4	Oklahoma State	Tulsa, OK	D4a '19
44	Marlon Humphrey	CB	6-0	205	26	6	Alabama	Hoover, AL	D1 '17
46	Nick Moore	LS	6-2	253	30	3	Georgia	Snellville, GA	FA '20
50	Justin Houston	OLB	6-3	270	33	12	Georgia	Statesboro, GA	FA '21
53	DelShawn Phillips	LB	6-2	230	26	3	Illinois	Highland Park, MI	FA '22
54	Tyus Bowser	OLB	6-3	242	27	6	Houston	Tyler, TX	D2 '17
56	Josh Bynes	ILB	6-1	235	33	11	Auburn	Lauderdale Lakes, FL	FA '21
57	Kristian Welch	LB	6-3	242	24	3	Iowa	Iola, WI	FA '20
63	Trystan Colon	C/G	6-3	320	24	3	Missouri	Webb City, MO	FA '20
64	Tyler Linderbaum	C	6-2	305	22	R	Iowa	Solon, IA	D1b '22
65	Patrick Mekari	OL	6-4	305	25	4	Cal-Berkeley	Westlake Village, CA	FA '19
66	Ben Cleveland	G	6-6	370	24	2	Georgia	Toccoa, GA	D3a '21
70	Kevin Zeitler	G	6-4	339	32	11	Wisconsin	Waukesha, WI	FA '21
72	Ben Powers	G	6-4	338	26	4	Oklahoma	Wichita, KS	D4b '19
77	Daniel Faalele	T	6-8	380	23	R	Minnesota	Melbourne, Australia	D4a '22
78	Morgan Moses	T	6-6	320	31	9	Virginia	North Chesterfield, VA	UFA (NY.J) '22
79	Ronnie Stanley	T	6-6	315	28	7	Notre Dame	Las Vegas, NV	D1 '16
80	Isaiah Likely	TE	6-4	241	22	R	Coastal Carolina	Cambridge, MA	D4e '22
84	Josh Oliver	TE	6-5	259	25	4	San Jose State	Paso Robles, CA	TR (Jax.) '21
86	Nick Boyle	TE	6-4	261	29	8	Delaware	Sussex, NJ	D5a '15
88	Charlie Kolar	TE	6-6	250	23	R	Iowa State	Norman, OK	D4c '22
89	Mark Andrews	TE	6-5	247	27	5	Oklahoma	Scottsdale, AZ	D3b '18
90	David Ojabo	OLB	6-4	255	22	R	Michigan	Aberdeen, Scotland	D2 '22
92	Justin Madubuike	DT	6-3	293	25	3	Texas A&M	McKinney, TX	D3a '20
93	Calais Campbell	DE	6-8	307	36	15	Miami (FL)	Denver, CO	TR (Jax.) '20
96	Broderick Washington	DT	6-2	314	26	3	Texas Tech	Longview, TX	D5 '20
97	Brent Urban	DE	6-7	309	31	8	Virginia	Mississauga, ON, CAN	FA '22
98	Travis Jones	DT	6-4	334	23	R	Connecticut	New Haven, CT	D3 '22
99	Odafe Oweh	OLB	6-5	257	23	2	Penn State	Hackensack, NJ	D1b '21

Practice Squad (14)

5	Brett Hundley	QB	6-3	229	29	6	UCLA	Chandler, AZ	FA '22
12	Anthony Brown	QB	6-1	228	24	R	Oregon	Cliffwood, NJ	FA '22
29	Ar'Darius Washington	S	5-8	176	23	2	Texas Christian	Shreveport, LA	FA '21
30	Tyler Badie	RB	5-8	200	22	R	Missouri	New Orleans, LA	D6 '22
38	Ben Mason	FB/TE	6-3	258	23	1	Michigan	Newtown, CT	FA '22
48	Jeremiah Moon	OLB	6-5	247	24	R	Florida	Hoover, AL	FA '22
49	Julian Stanford	OLB	6-1	230	32	9	Wagner	Bloomfield, CT	FA '22
68	Zack Johnson	G	6-6	301	25	1	North Dakota State	Blaine, MN	FA '22
69	Kahlil McKenzie	G	6-3	345	25	3	Tennessee	Green Bay, WI	FA '21
74	David Sharpe	T	6-6	346	27	5	Florida	Jacksonville, FL	FA '21
83	Andy Isabella	WR	5-9	188	26	4	Massachusetts	Mayfield, OH	FA '22
85	Shemar Bridges	WR	6-4	208	24	R	Fort Valley State	Jacksonville, FL	FA '22
91	Rayshad Nichols	DT	6-2	305	23	R	Stephen F. Austin	Bridge City, LA	FA '22
94	Isaiah Mack	NT	6-1	311	26	3	Chattanooga	Tunnel Hill, GA	FA '21

Injured Reserve (10)

5	Jalyn Armour-Davis	CB	6-1	195	23	R	Alabama	Mobile, AL	D4b '22
7	Rashod Bateman	WR	6-1	197	23	2	Minnesota	Tifton, GA	D1a '21
16	Tylan Wallace	WR	5-11	198	23	2	Oklahoma State	Fort Worth, TX	D4 '21
23	Kyle Fuller	CB	5-11	200	30	9	Virginia Tech	Baltimore, MD	FA '22
47	Vince Biegel	LB	6-3	246	29	6	Wisconsin	Marshfield, WI	FA '22
51	Josh Ross	ILB	6-0	229	23	R	Michigan	Southfield, MI	FA '22
58	Michael Pierce	NT	6-0	355	30	6	Samford	Daphne, AL	FA '22
59	Daelin Hayes	OLB	6-4	257	24	2	Notre Dame	Belleville, MI	D5b '21
60	Steven Means	OLB	6-3	269	32	8	Buffalo	Buffalo, NY	FA '22
71	Ja'Wuan James	T	6-6	323	30	8	Tennessee	Atlanta, GA	FA '21

Injured Reserve - Designated For Return (2)

27	J.K. Dobbins	RB	5-10	212	23	3	Ohio State	La Grange, TX	D2 '20
32	Marcus Williams	S	6-1	207	26	6	Utah	Eastvale, CA	UFA (NO) '22



POSITIONAL ROSTER

NO.	NAME	POS.	HT.	WT.	AGE	EXP.	COLLEGE	HOMETOWN	HOW ACQ.
QUARTERBACKS (4)									
2	Huntley, Tyler	QB	6-1	204	24	3	Utah	Hallandale Beach, FL	FA '20
5	Hundley, Brett (PS)	QB	6-3	229	29	6	UCLA	Chandler, AZ	FA '22
8	Jackson, Lamar	QB	6-2	230	25	5	Louisville	Pompano Beach, FL	D1b '18
12	Brown, Anthony (PS)	QB	6-1	228	24	R	Oregon	Cliffwood, NJ	FA '22
RUNNING BACKS (8)									
17	Drake, Kenyan	RB	6-1	210	28	7	Alabama	Marietta, GA	FA '22
27	Dobbins, J.K. (IRD)	RB	5-10	212	23	3	Ohio State	La Grange, TX	D2 '20
28	Davis, Mike	RB	5-9	223	29	8	South Carolina	Stone Mountain, GA	FA '22
30	Badie, Tyler (PS)	RB	5-8	200	22	R	Missouri	New Orleans, LA	D6 '22
35	Edwards, Gus	RB	6-1	238	27	5	Rutgers	Liberia	FA '18
38	Mason, Ben (PS)	FB/TE	6-3	258	23	1	Michigan	Newtown, CT	FA '22
42	Ricard, Patrick	FB	6-3	305	28	6	Maine	Spencer, MA	FA '17
43	Hill, Justice	RB	5-10	200	25	4	Oklahoma State	Tulsa, OK	D4a '19
WIDE RECEIVERS (8)									
3	Proche II, James	WR	5-11	191	26	3	Southern Methodist	Dallas, TX	D6 '20
7	Bateman, Rashod (IR)	WR	6-1	197	23	2	Minnesota	Tifton, GA	D1a '21
10	Robinson, Demarcus	WR	6-1	203	28	7	Florida	Fort Valley, GA	FA '22
13	Duvernay, Devin	WR	5-11	202	25	3	Texas	Sachse, TX	D3b '20
15	Jackson, DeSean	WR	5-10	175	36	15	California	Long Beach, CA	FA '22
16	Wallace, Tylan (IR)	WR	5-11	198	23	2	Oklahoma State	Fort Worth, TX	D4 '21
83	Isabella, Andy (PS)	WR	5-9	188	26	4	Massachusetts	Mayfield, OH	FA '22
85	Bridges, Shemar (PS)	WR	6-4	208	24	R	Fort Valley State	Jacksonville, FL	FA '22
TIGHT ENDS (5)									
80	Likely, Isaiah	TE	6-4	241	22	R	Coastal Carolina	Cambridge, MA	D4e '22
84	Oliver, Josh	TE	6-5	259	25	4	San Jose State	Paso Robles, CA	TR (Jax.) '21
86	Boyle, Nick	TE	6-4	261	29	8	Delaware	Sussex, NJ	D5a '15
88	Kolar, Charlie	TE	6-6	250	23	R	Iowa State	Norman, OK	D4c '22
89	Andrews, Mark	TE	6-5	247	27	5	Oklahoma	Scottsdale, AZ	D3b '18
OFFENSIVE LINE (13)									
63	Colon, Trystan	C/G	6-3	320	24	3	Missouri	Webb City, MO	FA '20
64	Linderbaum, Tyler	C	6-2	305	22	R	Iowa	Solon, IA	D1b '22
65	Mekari, Patrick	OL	6-4	305	25	4	Cal-Berkeley	Westlake Village, CA	FA '19
66	Cleveland, Ben	G	6-6	370	24	2	Georgia	Toccoa, GA	D3a '21
68	Johnson, Zack (PS)	G	6-6	301	25	1	North Dakota State	Blaine, MN	FA '22
69	McKenzie, Kahlil (PS)	G	6-3	345	25	3	Tennessee	Green Bay, WI	FA '21
70	Zeitler, Kevin	G	6-4	339	32	11	Wisconsin	Waukesha, WI	FA '21
71	James, Ja'Wuan (IR)	T	6-6	323	30	8	Tennessee	Atlanta, GA	FA '21
72	Powers, Ben	G	6-4	338	26	4	Oklahoma	Wichita, KS	D4b '19
74	Sharpe, David (PS)	T	6-6	346	27	5	Florida	Jacksonville, FL	FA '21
77	Faalele, Daniel	T	6-8	380	23	R	Minnesota	Melbourne, Australia	D4a '22
78	Moses, Morgan	T	6-6	320	31	9	Virginia	North Chesterfield, VA	UFA (NYJ) '22
79	Stanley, Ronnie	T	6-6	315	28	7	Notre Dame	Las Vegas, NV	D1 '16
LINEBACKERS (17)									
4	Pierre-Paul, Jason	OLB	6-5	275	33	13	South Florida	Deerfield Beach, FL	FA '22
6	Queen, Patrick	ILB	6-0	237	23	3	Louisiana State	Ventress, LA	D1 '20
18	Smith, Roquan	ILB	6-1	232	25	5	Georgia	Montezuma, GA	TR (Chi.) '22
40	Harrison, Malik	LB	6-3	259	24	3	Ohio State	Columbus, OH	D3c '20
47	Biegel, Vince (IR)	LB	6-3	246	29	6	Wisconsin	Marshfield, WI	FA '22
48	Moon, Jeremiah (PS)	OLB	6-5	247	24	R	Florida	Hoover, AL	FA '22
49	Stanford, Julian (PS)	OLB	6-1	230	32	9	Wagner	Bloomfield, CT	FA '22
50	Houston, Justin	OLB	6-3	270	33	12	Georgia	Statesboro, GA	FA '21
51	Ross, Josh (IR)	ILB	6-0	229	23	R	Michigan	Southfield, MI	FA '22
53	Phillips, Del'Shawn	LB	6-2	230	26	3	Illinois	Highland Park, MI	FA '22
54	Bowser, Tyus	OLB	6-3	242	27	6	Houston	Tyler, TX	D2 '17
56	Bynes, Josh	ILB	6-1	235	33	11	Auburn	Lauderdale Lakes, FL	FA '21
57	Welch, Kristian	LB	6-3	242	24	3	Iowa	Iola, WI	FA '20
59	Hayes, Daelin (IR)	OLB	6-4	257	24	2	Notre Dame	Belleville, MI	D5b '21
60	Means, Steven (IR)	OLB	6-3	269	32	8	Buffalo	Buffalo, NY	FA '22
90	Ojabo, David	OLB	6-4	255	22	R	Michigan	Aberdeen, Scotland	D2 '22
99	Oweh, Odafe	OLB	6-5	257	23	2	Penn State	Hackensack, NJ	D1b '21
DEFENSIVE BACKS (13)									
5	Armour-Davis, Jalyn (IR)	CB	6-1	195	23	R	Alabama	Mobile, AL	D4b '22
14	Hamilton, Kyle	S	6-4	221	21	R	Notre Dame	Atlanta, GA	D1a '22
21	Stephens, Brandon	DB	6-1	215	24	2	Southern Methodist	Plano, TX	D3b '21
22	Williams, Damarion	CB	5-10	180	24	R	Houston	Miami, FL	D4f '22
23	Fuller, Kyle (IR)	CB	5-11	200	30	9	Virginia Tech	Baltimore, MD	FA '22
24	Peters, Marcus	CB	6-0	197	29	8	Washington	Oakland, CA	TR (LAR) '19
25	Seymour, Kevon	CB	6-0	188	29	6	Southern California	Pasadena, CA	FA '21
26	Stone, Geno	S	5-11	209	23	3	Iowa	New Castle, PA	D7 '20
29	Washington, Ar'Darius (PS)	S	5-8	176	23	2	Texas Christian	Shreveport, LA	FA '21
32	Williams, Marcus (IRD)	S	6-1	207	26	6	Utah	Eastvale, CA	UFA (NO) '22
36	Clark, Chuck	S	6-0	209	27	6	Virginia Tech	Suffolk, VA	D6 '17
41	Worley, Daryl	CB	6-1	205	27	6	West Virginia	Philadelphia, PA	FA '22
44	Humphrey, Marlon	CB	6-0	205	26	6	Alabama	Hoover, AL	D1 '17
DEFENSIVE LINE (8)									
58	Pierce, Michael (IR)	NT	6-0	355	30	6	Samford	Daphne, AL	FA '22
91	Nichols, Rayshad (PS)	DT	6-2	305	23	R	Stephen F. Austin	Bridge City, LA	FA '22
92	Madubuike, Justin	DT	6-3	293	25	3	Texas A&M	McKinney, TX	D3a '20
93	Campbell, Calais	DE	6-8	307	36	15	Miami (FL)	Denver, CO	TR (Jax.) '20
94	Mack, Isaiah (PS)	NT	6-1	311	26	3	Chattanooga	Tunnel Hill, GA	FA '21
96	Washington, Broderick	DT	6-2	314	26	3	Texas Tech	Longview, TX	D5 '20
97	Urban, Brent	DE	6-7	309	31	8	Virginia	Mississauga, ON, CAN	FA '22
98	Jones, Travis	DT	6-4	334	23	R	Connecticut	New Haven, CT	D3 '22
SPECIALISTS (3)									
9	Tucker, Justin	K	6-1	184	33	11	Texas	Austin, TX	FA '12
11	Stout, Jordan	P	6-3	214	24	R	Penn State	Abingdon, VA	D4d '22
46	Moore, Nick	LS	6-2	253	30	3	Georgia	Snellville, GA	FA '20



2022 DEPTH CHART

Compiled by Ravens PR Staff: Dec. 6, 2022

OFFENSE

WR	10	Demarcus Robinson	15	DeSean Jackson		
WR	13	Devin Duvernay	3	James Proche II		
LT	79	Ronnie Stanley*	65	Patrick Mekari	<u>77</u>	<u>Daniel Faalele</u>
LG	72	Ben Powers	66	Ben Cleveland		
C	<u>64</u>	<u>Tyler Linderbaum</u>	63	Trystan Colon	65	Patrick Mekari
RG	70	Kevin Zeitler	66	Ben Cleveland		
RT	78	Morgan Moses	65	Patrick Mekari	<u>77</u>	<u>Daniel Faalele</u>
TE	89	Mark Andrews	86	Nick Boyle	<u>80</u>	<u>Isaiah Likely</u> 84 Josh Oliver <u>88</u> <u>Charlie Kolar</u>
QB	8	Lamar Jackson	2	Tyler Huntley		
FB	42	Patrick Ricard				
RB	35	Gus Edwards	17	Kenyan Drake	43	Justice Hill 28 Mike Davis

DEFENSE

DT	92	Justin Madubuike	96	Broderick Washington		
NT	96	Broderick Washington	<u>98</u>	<u>Travis Jones</u>		
DE	93	Calais Campbell	97	Brent Urban		
RUSH	99	Odafe Oweh	4	Jason Pierre-Paul	<u>90</u>	<u>David Ojabo</u>
MLB	18	Roquan Smith	56	Josh Bynes	57	Kristian Welch
WLB	6	Patrick Queen	40	Malik Harrison	53	Del'Shawn Phillips*
SAM	54	Tyus Bowser	50	Justin Houston	40	Malik Harrison
CB	24	Marcus Peters	21	Brandon Stephens	25	Kevon Seymour
SS	36	Chuck Clark	<u>14</u>	<u>Kyle Hamilton</u>		
FS	26	Geno Stone	<u>14</u>	<u>Kyle Hamilton</u>		
CB	44	Marlon Humphrey	<u>22</u>	<u>Damarion Williams</u>	41	Daryl Worley

SPECIAL TEAMS

P	<u>11</u>	<u>Jordan Stout</u>				
K	9	Justin Tucker				
H	<u>11</u>	<u>Jordan Stout</u>				
LS	46	Nick Moore				
KOR	13	Devin Duvernay	43	Justice Hill		
PR	13	Devin Duvernay	3	James Proche II	<u>22</u>	<u>Damarion Williams</u>

All Rookies Underlined

* Missed Last Game w/ Injury

PRONUNCIATIONS

PLAYERS: Tyler Badie (BAY-dee); Calais Campbell (cuh-LAY-us); Devin Duvernay (DOO-ver-nay); Daniel Faalele (FAH-ah-LAY-lay); Devon Kennard (duh-VONN, keh-NARD); Charlie Kolar (KOH-ler); Justin Madubuike (mad-uh-BEE-kay); Patrick Mekari (muh-CARE-ee); David Ojabo (oh-JOBB-oh); Odafe Oweh (uh-DAH-fay, O-way); James Proche II (pro-SHAY); Kevon Seymour (KEE-von); Tylan Wallace (TIE-luhn); Ar'Darius Washington (ar-DARE-ee-us); **COACHES:** Joe D'Alessandris (dell-ah-SAN-dress); D'Anton Lynn (DANT-in); Craig Ver Steeg (ver-STEGG); T.J. Weist (WEEST)

COACHING STAFF

John Harbaugh - Head Coach

Chris Horton - Special Teams Coordinator

Mike Macdonald - Defensive Coordinator

Greg Roman - Offensive Coordinator

Randy Brown - Special Teams Coach

Joe D'Alessandris - Offensive Line Coach

Mike Devlin - Asst. Offensive Line Coach

Kerry Dixon - Asst. Quarterbacks Coach

George Godsey - Tight Ends Coach

Chris Hewitt - Pass Game Coordinator / Secondary

Rob Leonard - Outside Linebackers Coach

D'Anton Lynn - Safeties Coach

Tee Martin - Wide Receivers Coach

Zach Orr - Inside Linebackers Coach

Ryan Osborn - Defensive Assistant

Jay Peterson - Defensive Assistant

Matt Robinson - Defensive Assistant

Steve Saunders - Head Strength & Conditioning Coach

Daniel Stern - Offensive Assistant

Travis Switzer - Offensive Assistant

James Urban - Quarterbacks Coach

Craig Ver Steeg - Running Backs Coach

Anthony Weaver - Asst. Head Coach / Defensive Line Coach

T.J. Weist - Special Teams Coach

Keith Williams - Pass Game Specialist

HOW THE RAVENS ARE BUILT

YEAR	DRAFTEES (35)	FREE AGENTS (26)	TRADES (4)	UDFA (13)
2012				K Justin Tucker (FA '12)
2015	TE Nick Boyle (5a)			
2016	T Ronnie Stanley (1)			
2017	CB Marlon Humphrey (1) OLB Tyus Bowser (2) S Chuck Clark (6)			FB Patrick Ricard (FA '17)
2018	QB Lamar Jackson (1b) TE Mark Andrews (3b)			RB Gus Edwards (FA '18)
2019	RB Justice Hill (4a) G Ben Powers (4b)		CB Marcus Peters (TR LAR '19)	OL Patrick Mekari (FA '19)
2020	ILB Patrick Queen (1) RB J.K. Dobbins (2) ϕ DT Justin Madubuike (3a) WR Devin Duvernay (3b) LB Malik Harrison (3c) DT Broderick Washington (5) WR James Proche II (6) S Geno Stone (7)	LS Nick Moore (FA '20)	DE Calais Campbell (TR Jax. '20)	C/G Trystan Colon (FA '20) QB Tyler Huntley (FA '20) LB Kristian Welch (FA '20)
2021	WR Rashod Bateman (1a) * OLB Odafe Oweh (1b) G Ben Cleveland (3a) DB Brandon Stephens (3b) WR Tylan Wallace (4) * OLB Daelin Hayes (5b) *	ILB Josh Bynes (FA '21) OLB Justin Houston (FA '21) T Ja'Wuan James (FA '21) * G Kahlil McKenzie (FA '21) ^ CB Kevon Seymour (FA '21) T David Sharpe (FA '21) ^ G Kevin Zeitler (FA '21)	TE Josh Oliver (TR Jax. '21)	S Ar'Darius Washington (FA '21) ^
2022	S Kyle Hamilton (1a) C Tyler Linderbaum (1b) WR Andy Isabella (2) ^ OLB David Ojabo (2) DT Travis Jones (3) T Daniel Faalele (4a) CB Jalyn Armour-Davis (4b) * TE Charlie Kolar (4c) P Jordan Stout (4d) TE Isaiah Likely (4e) CB Damarion Williams (4f) RB Tyler Badie (6) ^	LB Vince Biegel (FA '22) * RB Mike Davis (FA '22) RB Kenyan Drake (FA '22) CB Kyle Fuller (FA '22) * QB Brett Hundley (FA '22) ^ WR DeSean Jackson (FA '22) G Zack Johnson (FA '22) ^ FB/TE Ben Mason (FA '22) ^ OLB Steven Means (FA '22) * T Morgan Moses (UFA NYJ '22) LB Del'Shawn Phillips (FA '22) NT Michael Pierce (FA '22) * OLB Jason Pierre-Paul (FA '22) WR Demarcus Robinson (FA '22) OLB Julian Stanford (FA '22) ^ DE Brent Urban (FA '22) S Marcus Williams (UFA NO '22) ϕ CB Daryl Worley (FA '22)	ILB Roquan Smith (TR Chi. '22)	WR Shemar Bridges (FA '22) ^ QB Anthony Brown (FA '22) ^ OLB Jeremiah Moon (FA '22) ^ DT Rayshad Nichols (FA '22) ^ ILB Josh Ross (FA '22) *

Key: *Injured Reserve, ^Practice Squad, RFA = Rookie Free Agent, RSFA = Restricted Free Agent, TR = Trade, UFA = Unrestricted Free Agent, ϕ = Designated Return from Injured Reserve

PARTICIPATION CHART

PLAYERS	@ NYJ	MIA	@ NE	BUF	CIN	@ NYG	CLE	@ TB	@ NO	CAR	@ JAX	DEN	@ PIT	@ CLE	ATL	PIT	@ CIN	GP	GS	DNP	IN
	9/11	9/18	9/25	10/2	10/9	10/16	10/23	10/27	11/7	11/20	11/27	12/4	12/11	12/17	12/24	1/1	1/8				
Mark Andrews	TE	TE	TE	TE	TE	TE	TE	TE	N	TE	TE	TE	-	-	-	-	-	11	11	0	1
Jalyn Armour-Davis	P	P	DB	N	N	N	N	N	P	N	IR	IR	-	-	-	-	-	4	1	0	6
Jeremiah Attaochu	NOT	NOT	NOT	PS	PS	P	NOT	NOT	NOT	NOT	NOT	NOT	-	-	-	-	-	1	0	0	0
Tyler Badie	PS	PS	PS	PS	PS	PS	PS	PS	PS	PS	PS	PS	-	-	-	-	-	0	0	0	0
Rashod Bateman	WR	P	WR	WR	N	N	WR	WR	IR	IR	IR	IR	-	-	-	-	-	6	5	0	2
Vince Biegel	IR	IR	IR	IR	IR	IR	IR	IR	IR	IR	IR	IR	-	-	-	-	-	0	0	0	0
Slade Bolden	IR	IR	IR	IR	IR	IR	IR	NOT	NOT	NOT	NOT	NOT	-	-	-	-	-	0	0	0	0
Tyus Bowser	R/PUP	R/PUP	R/PUP	R/PUP	R/PUP	R/PUP	R/PUP	R/PUP	P	P	P	SAM	-	-	-	-	-	4	1	0	0
Nick Boyle	N	N	P	P	P	P	P	P	P	P	P	P	-	-	-	-	-	10	0	0	2
Shemar Bridges	NOT	NOT	NOT	NOT	NOT	NOT	NOT	NOT	NOT	NOT	NOT	PS	-	-	-	-	-	0	0	0	0
Anthony Brown	PS	PS	PS	PS	PS	PS	PS	PS	PS	PS	PS	PS	-	-	-	-	-	0	0	0	0
Josh Bynes	MLB	MLB	MLB	MLB	MLB	MLB	MLB	N	N	N	N	N	-	-	-	-	-	7	7	0	5
Calais Campbell	DE	DE	DE	DE	DE	DE	DE	N	DE	DE	DE	DE	-	-	-	-	-	11	11	0	1
T.J. Carrie	NOT	PS	PS	NOT	NOT	NOT	NOT	NOT	NOT	P	NOT	NOT	-	-	-	-	-	1	0	0	0
Chuck Clark	SS	SS	SS	SS	SS	SS	SS	SS	SS	SS	SS	SS	-	-	-	-	-	12	12	0	0
Ben Cleveland	P	P	P	P	N	N	N	N	N	N	P	P	-	-	-	-	-	6	0	0	6
Trystan Colon	X	X	X	X	P	X	X	X	X	X	P	X	-	-	-	-	-	2	0	10	0
Brandon Copeland	NOT	NOT	P	P	P	PS	NOT	NOT	NOT	NOT	NOT	NOT	-	-	-	-	-	3	0	0	0
Mike Davis	P	P	P	P	P	P	N	N	P	P	N	N	-	-	-	-	-	8	0	0	4
J.K. Dobbins	N	N	RB	RB	RB	RB	IR	IR	IR	IR	IR	IRD	-	-	-	-	-	4	4	0	2
Kenyan Drake	RB	RB	N	N	P	P	P	RB	RB	RB	P	P	-	-	-	-	-	10	5	0	2
Devin Duvernay	WR	WR	WR	WR	WR	WR	WR	WR	WR	WR	WR	WR	-	-	-	-	-	12	12	0	0
Gus Edwards	R/PUP	R/PUP	R/PUP	R/PUP	R/PUP	R/PUP	R/PUP	RB	P	N	N	RB	-	-	-	-	-	4	3	0	2
Daniel Faalele	N	P	P	LT	P	P	P	P	P	P	P	P	-	-	-	-	-	11	1	0	1
Kyler Fackrell	PS	PS	NOT	NOT	NOT	NOT	NOT	NOT	NOT	NOT	NOT	NOT	-	-	-	-	-	0	0	0	0
Kyle Fuller	CB	IR	IR	IR	IR	IR	IR	IR	IR	IR	IR	IR	-	-	-	-	-	1	1	0	0
Bailey Gaither	NOT	NOT	NOT	NOT	PS	NOT	NOT	NOT	NOT	NOT	NOT	NOT	-	-	-	-	-	0	0	0	0
Kyle Hamilton	P	P	P	P	P	P	P	P	P	P	N	P	-	-	-	-	-	11	0	0	1
Malik Harrison	SAM	SAM	P	P	P	SAM	SAM	SAM	SAM	SAM	SAM	P	-	-	-	-	-	12	8	0	0
Daelin Hayes	IR	IR	IR	IR	IR	IR	IR	IR	IR	IR	IR	IR	-	-	-	-	-	0	0	0	0
Justice Hill	P	P	P	P	N	N	N	P	P	P	P	P	-	-	-	-	-	10	0	0	2
Justin Houston	P	P	SAM	N	N	N	N	P	P	P	P	P	-	-	-	-	-	9	1	0	3
Marlon Humphrey	CB	CB	CB	CB	CB	CB	CB	CB	CB	CB	CB	CB	-	-	-	-	-	12	12	0	0
Brett Hundley	NOT	NOT	NOT	NOT	NOT	NOT	NOT	NOT	PS	NOT	NOT	NOT	-	-	-	-	-	0	0	0	0
Tyler Huntley	X	X	X	X	X	X	X	X	X	X	P	P	-	-	-	-	-	2	0	10	0
Andy Isabella	NOT	NOT	NOT	NOT	NOT	PS	PS	PS	PS	PS	PS	PS	-	-	-	-	-	0	0	0	0
DeSean Jackson	NOT	NOT	NOT	NOT	NOT	NOT	PS	PS	WR	PS	P	P	-	-	-	-	-	3	1	0	0
Lamar Jackson	QB	QB	QB	QB	QB	QB	QB	QB	QB	QB	QB	QB	-	-	-	-	-	12	12	0	0
Ja'Wuan James	LT	IR	IR	IR	IR	IR	IR	IR	IR	IR	IR	IR	-	-	-	-	-	1	1	0	0
Zack Johnson	NOT	NOT	NOT	NOT	NOT	NOT	NOT	NOT	PS	NOT	NOT	NOT	-	-	-	-	-	0	0	0	0
Travis Jones	N	N	P	P	P	NT	NT	NT	P	P	P	P	-	-	-	-	-	10	3	0	2
Devon Kennard	NOT	NOT	NOT	NOT	NOT	NOT	P	RUSH	PS	PS	PS	PS	-	-	-	-	-	2	1	0	0
A.J. Klein	NOT	NOT	NOT	NOT	N	P	N	MLB	NOT	NOT	NOT	NOT	-	-	-	-	-	2	1	0	2
Charlie Kolar	IR	IR	IR	IR	IR	IR	IR	IR	Active	N	N	N	-	-	-	-	-	0	0	0	3
Isaiah Likely	P	P	P	P	P	P	P	P	TE	P	N	P	-	-	-	-	-	11	1	0	1
Tyler Linderbaum	C	C	C	C	C	C	C	C	C	C	C	C	-	-	-	-	-	12	12	0	0
Isaiah Mack	PS	PS	PS	PS	PS	PS	PS	P	PS	PS	PS	PS	-	-	-	-	-	1	0	0	0
Justin Madubuike	DT	DT	DT	P	DT	DT	DT	DT	DT	DT	DT	DT	-	-	-	-	-	12	11	0	0
Ben Mason	PS	PS	PS	PS	PS	PS	PS	PS	PS	PS	PS	PS	-	-	-	-	-	0	0	0	0
Nate McCrary	NOT	NOT	NOT	NOT	NOT	NOT	NOT	NOT	NOT	PS	NOT	NOT	-	-	-	-	-	0	0	0	0
Kahlil McKenzie	PS	PS	PS	PS	PS	PS	PS	PS	PS	PS	PS	PS	-	-	-	-	-	0	0	0	0
Steven Means	P	P	IR	IR	IR	IR	IR	IR	IR	IR	IR	IR	-	-	-	-	-	2	0	0	0
Patrick Mekari	P	LT	LT	N	P	P	P	P	P	P	LT	LT	-	-	-	-	-	11	4	0	1
Jeremiah Moon	PS	PS	PS	PS	PS	PS	PS	PS	PS	PS	PS	PS	-	-	-	-	-	0	0	0	0
Jaylon Moore	NOT	NOT	NOT	NOT	NOT	PS	NOT	NOT	NOT	NOT	PS	NOT	-	-	-	-	-	0	0	0	0
Nick Moore	P	P	P	P	P	P	P	P	P	P	P	P	-	-	-	-	-	12	0	0	0
Morgan Moses	RT	RT	RT	RT	RT	RT	RT	RT	RT	RT	RT	RT	-	-	-	-	-	12	12	0	0
Jimmy Murray	NOT	NOT	NOT	NOT	NOT	NOT	NOT	NOT	NOT	NOT	PS	NOT	-	-	-	-	-	0	0	0	0
Rayshad Nichols	PS	PS	PS	PS	PS	PS	PS	PS	PS	PS	PS	PS	-	-	-	-	-	0	0	0	0
David Ojabo	R/NFI	R/NFI	R/NFI	R/NFI	R/NFI	R/NFI	R/NFI	R/NFI	N	N	N	N	-	-	-	-	-	0	0	0	4
Josh Oliver	P	TE	P	P	TE	P	P	TE	P	P	P	P	-	-	-	-	-	12	4	0	0
Odafe Oweh	RUSH	RUSH	P	RUSH	RUSH	P	P	P	P	P	P	P	-	-	-	-	-	12	4	0	0
Marcus Peters	N	CB	CB	CB	CB	CB	CB	CB	CB	CB	CB	CB	-	-	-	-	-	11	11	0	1
Del'Shawn Phillips	P	P	P	P	P	P	P	P	P	P	P	N	-	-	-	-	-	11	0	0	1
Michael Pierce	NT	NT	NT	IR	IR	IR	IR	IR	IR	IR	IR	IR	-	-	-	-	-	3	3	0	0
Jason Pierre-Paul	NOT	NOT	NOT	SAM	SAM	RUSH	RUSH	P	RUSH	RUSH	RUSH	RUSH	-	-	-	-	-	9	8	0	0
Makai Polk	PS	PS	PS	NOT	NOT	PS	NOT	NOT	NOT	NOT	NOT	NOT	-	-	-	-	-	0	0	0	0
Ben Powers	LG	LG	LG	LG	LG	LG	LG	LG	LG	LG	LG	LG	-	-	-	-	-	12	12	0	0
James Proche II	P	N	N	P	P	P	P	P	P	P	P	P	-	-	-	-	-	10	0	0	2
Patrick Queen	WLB	WLB	WLB	WLB	WLB	WLB	WLB	WLB	WLB	WLB	WLB	WLB	-	-	-	-	-	12	12	0	0
Patrick Ricard	FB	FB	FB	FB	FB	FB	FB	FB	P	FB	FB	FB	-	-	-	-	-	12	11	0	0
Demarcus Robinson	P	P	P	P	P	WR	P	P	P	WR	WR	P	-	-	-	-	-	12	3	0	0
Josh Ross	P	P	IR	IR	IR	IR	IR	IR	IR	IR	IR	IR	-	-	-	-	-	2	0	0	0
Kevon Seymour	PS	PS	PS	P	P	P	P	P	P	P	P	P	-	-	-	-	-	9	0	0	0
David Sharpe	PS	PS	PS	X	PS	PS	PS	PS	PS	PS	PS	PS	-	-	-	-	-	0	0	1	0
Roquan Smith	NOT	NOT	NOT	NOT	NOT	NOT	NOT	NOT	MLB	MLB	MLB	MLB	-	-	-	-	-	4	4	0	0
Julian Stanford	NOT	NOT	NOT	NOT	NOT	NOT	PS	PS	PS	PS	P	PS	-	-	-	-	-	1	0	0	0
Ronnie Stanley	N	N	N	N	LT	LT	LT	LT	LT	LT	N	N	-	-	-	-	-	6	6	0	6
Brandon Stephens	P	N	P	DB	DB	P	P	P	P	P	P	P	-	-	-	-	-	11	2	0	1
Geno Stone	P	P	P	P	P	FS	FS	FS	FS	FS	FS	FS	-	-	-	-	-	12	7	0	0
Jordan Stout	P	P	P	P	P	P	P	P	P	P	P	P	-	-	-	-	-	12	0	0	0
Justin Tucker	P	P	P	P	P	P	P	P	P	P	P	P	-	-	-	-	-	12	0	0	0
Brent Urban	P	P	N	P	P	P	P	P	P	P	P	P	-	-	-	-	-	11	0	0	1
Binjimen Victor	PS	PS	PS	PS	PS	PS	PS	PS	P	PS	PS	P	-	-	-	-	-	2	0	0	0
Tylan Wallace	P	P	P	P	P	P	N	N	N	P	P	IR	-	-	-	-	-	8	0	0	3
Ar'Darius Washington	PS	PS	PS	PS	PS	P	PS	PS	PS	PS	PS	P	-	-	-	-	-	2	0	0	0
Broderick Washington	P	P	P	DT	P	P	P	DT	DT	DT	DT	DT	-	-	-	-	-	12	6	0	0
Raleigh Webb	PS	P	P	PS	PS	PS	NOT	NOT	NOT	NOT	NOT	NOT	-	-	-	-	-	2	0	0	0
Kristian Welch	P	P	P	P	P	P	P	P	P	P	P	P	-	-	-	-	-	12	0	0	0
Damarion Williams	P	P	P	P	P	P	P	P	P	P	P	N	-	-	-	-	-	11	0	0	1
Marcus Williams	FS	FS	FS	FS	FS	FS	IR	IR	IR	IR	IR	IRD	-	-	-	-	-	5	5	0	0

GAME-BY-GAME STARTERS

OFFENSE												
DATE	OPPONENT	WR	WR	LT	LG	C	RG	RT	TE	QB	FB	RB
9/11	at N.Y. Jets	Rashod Bateman	Devin Duvernay	Ja'Wuan James	Ben Powers	<u>Tyler Linderbaum</u>	Kevin Zeitler	Morgan Moses	Mark Andrews	Lamar Jackson	Patrick Ricard	Kenyan Drake
9/18	Miami	--	Devin Duvernay	Patrick Mekari	Ben Powers	<u>Tyler Linderbaum</u>	Kevin Zeitler	Morgan Moses	Mark Andrews/ Josh Oliver	Lamar Jackson	Patrick Ricard	Kenyan Drake
9/25	at New England	Rashod Bateman	Devin Duvernay	Patrick Mekari	Ben Powers	<u>Tyler Linderbaum</u>	Kevin Zeitler	Morgan Moses	Mark Andrews	Lamar Jackson	Patrick Ricard	J.K. Dobbins
10/2	Buffalo	Rashod Bateman	Devin Duvernay	<u>Daniel Faalele</u>	Ben Powers	<u>Tyler Linderbaum</u>	Kevin Zeitler	Morgan Moses	Mark Andrews	Lamar Jackson	Patrick Ricard	J.K. Dobbins
10/9	Cincinnati	Devin Duvernay	--	Ronnie Stanley	Ben Powers	<u>Tyler Linderbaum</u>	Kevin Zeitler	Morgan Moses	Mark Andrews/ Josh Oliver	Lamar Jackson	Patrick Ricard	J.K. Dobbins
10/16	at N.Y. Giants	Demarcus Robinson	Devin Duvernay	Ronnie Stanley	Ben Powers	<u>Tyler Linderbaum</u>	Kevin Zeitler	Morgan Moses	Mark Andrews	Lamar Jackson	Patrick Ricard	J.K. Dobbins
10/23	Cleveland	Rashod Bateman	Devin Duvernay	Ronnie Stanley	Ben Powers	<u>Tyler Linderbaum</u>	Kevin Zeitler	Morgan Moses	Mark Andrews	Lamar Jackson	Patrick Ricard	Gus Edwards
10/27	at Tampa Bay	Rashod Bateman	Devin Duvernay	Ronnie Stanley	Ben Powers	<u>Tyler Linderbaum</u>	Kevin Zeitler	Morgan Moses	Mark Andrews	Lamar Jackson	Patrick Ricard	Kenyan Drake
11/7	at New Orleans	DeSean Jackson	Devin Duvernay	Ronnie Stanley	Ben Powers	<u>Tyler Linderbaum</u>	Kevin Zeitler	Morgan Moses	Isaiah Likely/ Josh Oliver	Lamar Jackson	--	Kenyan Drake
11/20	Carolina	Demarcus Robinson	Devin Duvernay	Ronnie Stanley	Ben Powers	<u>Tyler Linderbaum</u>	Kevin Zeitler	Morgan Moses	Mark Andrews	Lamar Jackson	Patrick Ricard	Kenyan Drake
11/27	at Jacksonville	Demarcus Robinson	Devin Duvernay	Patrick Mekari	Ben Powers	<u>Tyler Linderbaum</u>	Kevin Zeitler	Morgan Moses	Mark Andrews	Lamar Jackson	Patrick Ricard	Gus Edwards
12/4	Denver	Devin Duvernay	--	Patrick Mekari	Ben Powers	<u>Tyler Linderbaum</u>	Kevin Zeitler	Morgan Moses	Mark Andrews/ Josh Oliver	Lamar Jackson	Patrick Ricard	Gus Edwards
12/11	at Pittsburgh	--	--	--	--	--	--	--	--	--	--	--
12/17	at Cleveland	--	--	--	--	--	--	--	--	--	--	--
12/24	Atlanta	--	--	--	--	--	--	--	--	--	--	--
1/1	Pittsburgh	--	--	--	--	--	--	--	--	--	--	--
1/8	at Cincinnati	--	--	--	--	--	--	--	--	--	--	--

DEFENSE													
DATE	OPPONENT	DT	NT	DE	RUSH	MLB	WLB	SAM	CB	SS	FS	CB	DB
9/11	at N.Y. Jets	Justin Madubuike	Michael Pierce	Calais Campbell	Odafe Oweh	Josh Byrnes	Patrick Queen	Malik Harrison	Kyle Fuller	Chuck Clark	Marcus Williams	Marlon Humphrey	--
9/18	Miami	Justin Madubuike	Michael Pierce	Calais Campbell	Odafe Oweh	Josh Byrnes	Patrick Queen	Malik Harrison	Marcus Peters	Chuck Clark	Marcus Williams	Marlon Humphrey	--
9/25	at New England	Justin Madubuike	Michael Pierce	Calais Campbell	Justin Houston	Josh Byrnes	Patrick Queen	--	Marcus Peters	Chuck Clark	Marcus Williams	Marlon Humphrey	<u>Jalyn Armour-Davis</u>
10/2	Buffalo	Broderick Washington	--	Calais Campbell	Odafe Oweh	Josh Byrnes	Patrick Queen	Jason Pierre-Paul	Marcus Peters	Chuck Clark	Marcus Williams	Marlon Humphrey	Brandon Stephens
10/9	Cincinnati	Justin Madubuike	--	Calais Campbell	Odafe Oweh	Josh Byrnes	Patrick Queen	Jason Pierre-Paul	Marcus Peters	Chuck Clark	Marcus Williams	Marlon Humphrey	Brandon Stephens
10/16	at N.Y. Giants	Justin Madubuike	<u>Travis Jones</u>	Calais Campbell	Jason Pierre-Paul	Josh Byrnes	Patrick Queen	Malik Harrison	Marcus Peters	Chuck Clark	Geno Stone	Marlon Humphrey	--
10/23	Cleveland	Justin Madubuike	<u>Travis Jones</u>	Calais Campbell	Jason Pierre-Paul	Josh Byrnes	Patrick Queen	Malik Harrison	Marcus Peters	Chuck Clark	Geno Stone	Marlon Humphrey	--
10/27	at Tampa Bay	Justin Madubuike	<u>Travis Jones</u>	Broderick Washington	Devon Kennard	A.J. Klein	Patrick Queen	Malik Harrison	Marcus Peters	Chuck Clark	Geno Stone	Marlon Humphrey	--
11/7	at New Orleans	Justin Madubuike	Broderick Washington	Calais Campbell	Jason Pierre-Paul	Roquan Smith	Patrick Queen	Malik Harrison	Marcus Peters	Chuck Clark	Geno Stone	Marlon Humphrey	--
11/20	Carolina	Justin Madubuike	Broderick Washington	Calais Campbell	Jason Pierre-Paul	Roquan Smith	Patrick Queen	Malik Harrison	Marcus Peters	Chuck Clark	Geno Stone	Marlon Humphrey	--
11/27	at Jacksonville	Justin Madubuike	Broderick Washington	Calais Campbell	Jason Pierre-Paul	Roquan Smith	Patrick Queen	Malik Harrison	Marcus Peters	Chuck Clark	Geno Stone	Marlon Humphrey	--
12/4	Denver	Justin Madubuike	Broderick Washington	Calais Campbell	Jason Pierre-Paul	Roquan Smith	Patrick Queen	Tyus Bowser	Marcus Peters	Chuck Clark	Geno Stone	Marlon Humphrey	--
12/11	at Pittsburgh	--	--	--	--	--	--	--	--	--	--	--	--
12/17	at Cleveland	--	--	--	--	--	--	--	--	--	--	--	--
12/24	Atlanta	--	--	--	--	--	--	--	--	--	--	--	--
1/1	Pittsburgh	--	--	--	--	--	--	--	--	--	--	--	--
1/8	at Cincinnati	--	--	--	--	--	--	--	--	--	--	--	--

Rookies underlined.

2022 TRANSACTIONS

DATE	POS.	PLAYER	TRANSACTION
1/1	OLB	Daelin Hayes	Placed on Injured Reserve
1/1	CB	Robert Jackson	Activated from practice squad (COVID-19 replacement)
1/1	S	Tony Jefferson II	Activated from practice squad (standard elevation)
1/1	T	Jaryd Jones-Smith	Activated from practice squad (standard elevation)
1/1	T	David Sharpe	Signed from the practice squad to the active roster
1/1	DB	Mazzi Wilkins	Placed on Practice Squad/COVID-19
1/4	TE	Josh Oliver	Placed on Exempt/COVID-19, then reverted to the active roster on 1/6
1/4	RB	Jacques Patrick	Signed to practice squad
1/4	CB	Kevin Toliver II	Activated off Practice Squad/COVID-19
1/6	TE	Nick Boyle	Placed on Reserve/COVID-19
1/6	RB	Justice Hill	Activated off Reserve/COVID-19
1/6	FB/DL	Patrick Ricard	Placed on Injured Reserve
1/6	S	Ar'Darius Washington	Activated off Reserve/COVID-19
1/6	FB/DL	Patrick Ricard	Placed on Reserve/COVID-19
1/8	S	Tony Jefferson II	Signed from the practice squad to the active roster
1/8	T	Jaryd Jones-Smith	Activated from practice squad (COVID-19 replacement)
1/8	NT	Isaiah Mack	Activated from practice squad (standard elevation)
1/8	TE	Tony Poljan	Activated from practice squad (standard elevation)
1/10	CB	Robert Jackson	Signed to Reserve/Future contract
1/10	T	Jaryd Jones-Smith	Signed to Reserve/Future contract
1/10	G/DT	Kahlil McKenzie	Signed to Reserve/Future contract
1/10	WR	Jaylon Moore	Signed to Reserve/Future contract
1/10	C	Jimmy Murray	Signed to Reserve/Future contract
1/10	TE	Tony Poljan	Re-signed to Reserve/Future contract
1/10	CB	Kevin Toliver II	Re-signed to Reserve/Future contract
1/10	WR	Binjimen Victor	Re-signed to Reserve/Future contract
1/13	NT	Isaiah Mack	Re-signed to Reserve/Future contract
1/17	DB	Kevon Seymour	Re-signed
1/18	RB	Nate McCrary	Re-signed to Reserve/Future contract
1/21	FB/TE	Ben Mason	Signed to Reserve/Future contract
2/25	S	Tony Jefferson II	Re-signed
3/9	CB	Tavon Young	Terminated the contract of vested veteran
3/17	S	Marcus Williams	Signed unrestricted free agent
3/17	T	Morgan Moses	Signed unrestricted free agent
3/23	DT	Michael Pierce	Signed free agent
3/24	FB/DL	Patrick Ricard	Re-signed to a three-year contract extension
4/13	ILB	Josh Byner	Re-signed
4/14	DT	Calais Campbell	Re-signed
4/18	WR	Miles Boykin	Released
4/18	C/G	Trystan Colon	Re-signed exclusive rights free agent
4/18	QB	Tyler Huntley	Re-signed exclusive rights free agent
4/18	LS	Nick Moore	Re-signed exclusive rights free agent
4/18	LB	Kristian Welch	Re-signed exclusive rights free agent
4/28	WR	Marquise Brown	Traded to the Arizona Cardinals in exchange for the 23rd overall selection in the 2022 NFL Draft
5/6	RB	Tyler Badie	Signed 2022 draft choice
5/6	WR	Slade Bolden	Signed undrafted rookie free agent
5/6	WR	Shemar Bridges	Signed undrafted rookie free agent
5/6	QB	Anthony Brown	Signed undrafted rookie free agent
5/6	WR	Trevon Clark	Signed undrafted rookie free agent
5/6	T	Aron Johnson	Signed undrafted rookie free agent
5/6	ILB	Zakoby McClain	Signed undrafted rookie free agent
5/6	OLB	Jeremiah Moon	Signed undrafted rookie free agent
5/6	DT	Rayshad Nichols	Signed undrafted rookie free agent
5/6	RB	Ricky Person	Signed undrafted rookie free agent
5/6	WR	Makai Polk	Signed undrafted rookie free agent
5/6	ILB	Josh Ross	Signed undrafted rookie free agent
5/6	CB	David Vereen	Signed undrafted rookie free agent
5/6	WR	Raleigh Webb	Signed undrafted rookie free agent
5/6	OLB	Chuck Wiley	Signed undrafted rookie free agent
5/6	CB	Denzel Williams	Signed undrafted rookie free agent
5/6	WR	Devon Williams	Signed undrafted rookie free agent
5/10	RB	Mike Davis	Signed
5/11	DT	Xavier Kelly	Waived
5/16	LB	Vince Biegel	Signed
5/20	DT	Travis Jones	Signed 2022 draft choice
5/23	ILB	Diego Fagot	Signed undrafted rookie free agent
5/23	DL	Brent Urban	Signed
5/24	S	Chris Moore	Waived
5/26	QB	Brett Hundley	Signed
5/31	CB	Kyle Fuller	Signed
5/31	T	Aron Johnson	Waived

5/31	CB	Kevin Toliver II	Waived
6/2	C	Tyler Linderbaum	Signed 2022 draft choice
6/6	TE	Isaiah Likely	Signed 2022 draft choice
6/7	S	Kyle Hamilton	Signed 2022 draft choice
6/7	CB	Damarion Williams	Signed 2022 draft choice
6/9	TE	Charlie Kolar	Signed 2022 draft choice
6/13	P	Jordan Stout	Signed 2022 draft choice
6/14	DE	Derek Wolfe	Terminated the contract of vested veteran (injury settlement)
6/17	OLB	Steven Means	Signed
7/12	OLB	Justin Houston	Re-signed
7/21	T	David Sharpe	Signed
7/23	CB	Iman Marshall	Waived
7/26	RB	Corey Clement	Signed
7/27	G	Ben Cleveland	Placed on the Reserve/Non-Football Injury (NFI) list
7/27	WR	Bailey Gaither	Signed
8/2	WR	Trevon Clark	Waived
8/2	OLB	David Ojabo	Signed 2022 draft choice
8/8	LB	Vince Biegel	Placed on Injured Reserve
8/8	K	Justin Tucker	Re-signed to a four-year contract extension
8/8	CB	Daryl Worley	Signed
8/12	OLB	Trent Harris	Signed
8/12	CB	Denzel Williams	Waived
8/12	WR	Devon Williams	Waived
8/15	RB	Corey Clement	Waived
8/15	CB	Robert Jackson	Waived
8/16	OLB	Trent Harris	Placed on Injured Reserve
8/16	QB	Brett Hundley	Terminated the contract of vested veteran
8/23	WR	Slade Bolden	Waived (injured)
8/23	RB	Gus Edwards	Placed on the Reserve/Physically Unable to Perform (PUP) list
8/23	ILB	Diego Fagot	Waived
8/23	WR	Bailey Gaither	Waived
8/23	T	Jaryd Jones-Smith	Waived
8/23	WR	Jaylon Moore	Waived
8/23	WR	Demarcus Robinson	Signed
8/25	OLB	Trent Harris	Placed on Injured Reserve, who later reached an injury settlement on 8/25
8/26	OLB	Tyus Bowser	Placed on the Reserve/Physically Unable to Perform (PUP) list
8/26	P	Cameron Dicker	Signed
8/29	P	Cameron Dicker	Waived
8/29	C	Jimmy Murray	Waived
8/30	RB	Tyler Badie	Waived
8/30	WR	Shemar Bridges	Waived (injured), who reached an injury settlement on 9/5
8/30	QB	Anthony Brown	Waived
8/30	OLB	Daelin Hayes	Waived (injured), who reverted to Injured Reserve on 8/31
8/30	S	Tony Jefferson II	Terminated the contract of vested veteran
8/30	NT	Isaiah Mack	Waived
8/30	FB/TE	Ben Mason	Waived
8/30	ILB	Zakoby McClain	Waived
8/30	RB	Nate McCrary	Waived
8/30	G/DT	Kahlil McKenzie	Terminated the contract of vested veteran
8/30	OLB	Steven Means	Terminated the contract of vested veteran
8/30	OLB	Jeremiah Moon	Waived
8/30	DT	Rayshad Nichols	Waived
8/30	TE	Tony Poljan	Waived
8/30	WR	Makai Polk	Waived
8/30	DB	Kevon Seymour	Terminated the contract of vested veteran
8/30	T	David Sharpe	Terminated the contract of vested veteran
8/30	DE	Brent Urban	Terminated the contract of vested veteran
8/30	CB	David Vereen	Waived
8/30	WR	Binjimen Victor	Waived
8/30	S	Ar'Darius Washington	Waived
8/30	WR	Raleigh Webb	Waived
8/30	OLB	Chuck Wiley	Waived
8/30	CB	Daryl Worley	Terminated the contract of vested veteran
8/31	RB	Tyler Badie	Signed to practice squad
8/31	QB	Anthony Brown	Signed to practice squad
8/31	DT	Aaron Crawford	Waived (injury settlement)
8/31	RB	Kenyan Drake	Signed
8/31	TE	Charlie Kolar	Placed on Injured Reserve
8/31	NT	Isaiah Mack	Signed to practice squad
8/31	G/DT	Kahlil McKenzie	Signed to practice squad
8/31	OLB	Steven Means	Signed to practice squad

2022 TRANSACTIONS

8/31	OLB	Jeremiah Moon	Signed to practice squad
8/31	DL	Rayshad Nichols	Signed to practice squad
8/31	OLB	David Ojabo	Placed on the Reserve/Non-Football Injury (NFI) list
8/31	OLB	Del'Shawn Phillips	Signed
8/31	G/T	Tyre Phillips	Waived
8/31	WR	Makai Polk	Signed to practice squad
8/31	DB	Kevon Seymour	Signed to practice squad
8/31	T	David Sharpe	Signed to practice squad
8/31	DE	Brent Urban	Re-signed
8/31	WR	Binjimen Victor	Signed to practice squad
8/31	S	Ar'Darius Washington	Signed to practice squad
8/31	WR	Raleigh Webb	Signed to practice squad
8/31	CB	Daryl Worley	Signed to practice squad
8/31	FB/TE	Ben Mason	Signed to practice squad
9/7	LB	Kyler Fackrell	Signed to practice squad
9/10	OLB	Steven Means	Activated from practice squad (standard elevation)
9/13	CB	Kyle Fuller	Placed on Injured Reserve
9/13	T	Ja'Wuan James	Placed on Injured Reserve
9/14	CB	T.J. Carrie	Signed to practice squad
9/14	OLB	Steven Means	Signed from the practice squad to the active roster
9/17	WR	Raleigh Webb	Activated from practice squad (standard elevation)
9/17	CB	Daryl Worley	Signed from the practice squad to the active roster
9/19	LB	Kyler Fackrell	Terminated from practice squad
9/19	OLB	Steven Means	Placed on Injured Reserve
9/19	LB	Josh Ross	Placed on Injured Reserve
9/21	OLB	Brandon Copeland	Signed to practice squad
9/24	OLB	Brandon Copeland	Activated from practice squad (standard elevation)
9/24	WR	Raleigh Webb	Activated from practice squad (standard elevation)
9/26	OLB	Jeremiah Attaochu	Signed to practice squad
9/26	OLB	Jason Pierre-Paul	Signed free agent
9/27	CB	T.J. Carrie	Terminated from practice squad
9/27	G	Zack Johnson	Signed to practice squad
9/27	WR	Makai Polk	Terminated from practice squad
9/27	CB	Daryl Worley	Terminated the contract of vested veteran
9/28	CB	Daryl Worley	Signed to practice squad
9/29	NT	Michael Pierce	Placed on Injured Reserve
10/1	OLB	Brandon Copeland	Activated from practice squad (standard elevation)
10/1	CB	Kevon Seymour	Signed from the practice squad to the active roster
10/1	T	David Sharpe	Activated from practice squad (standard elevation)
10/5	WR	Bailey Gaither	Re-signed to practice squad
10/6	ILB	A.J. Klein	Signed free agent off the Giants' practice squad
10/8	OLB	Brandon Copeland	Activated from practice squad (standard elevation)
10/8	CB	Daryl Worley	Re-signed from the practice squad to the active roster
10/10	WR	Bailey Gaither	Terminated from practice squad
10/10	WR	Andy Isabella	Signed to practice squad
10/11	S	Marcus Williams	Placed on Injured Reserve
10/11	CB	Daryl Worley	Terminated the contract of vested veteran
10/12	OLB	David Ojabo	Designated for return to practice from the Reserve/Non-Football Injury (NFI) list

10/12	CB	Daryl Worley	Re-signed to practice squad
10/15	OLB	Jeremiah Attaochu	Activated from practice squad (standard elevation)
10/15	S	Ar'Darius Washington	Activated from practice squad (standard elevation)
10/18	OLB	Jeremiah Attaochu	Terminated from practice squad
10/18	WR	Slade Bolden	Waived
10/18	OLB	Brandon Copeland	Terminated from practice squad
10/18	OLB	Devon Kennard	Signed to practice squad
10/18	OLB	Julian Stanford	Signed to practice squad
10/19	WR	DeSean Jackson	Signed to practice squad after WR Raleigh Webb signed to New England's active roster
10/22	RB	J.K. Dobbins	Placed on Injured Reserve
10/22	RB	Gus Edwards	Activated from the Reserve/Physically Unable to Perform (PUP) list to the active roster
10/22	OLB	Devon Kennard	Activated from practice squad (standard elevation)
10/22	CB	Daryl Worley	Re-signed to the active roster
10/24	CB	Daryl Worley	Terminated the contract of vested veteran, who then re-signed to the practice squad
10/27	OLB	Devon Kennard	Activated from practice squad (standard elevation)
10/27	NT	Isaiah Mack	Activated from practice squad (standard elevation)
10/27	CB	Daryl Worley	Re-signed from the practice squad to the active roster
11/1	OLB	Tyus Bowser	Activated off the Reserve/Physically Unable to Perform (PUP) list to the active roster
11/1	OLB	David Ojabo	Activated from the Reserve/Non-Football Injury (NFI) list to the active roster
11/1	ILB	Roquan Smith	Acquired from the Chicago Bears in exchange for ILB A.J. Klein and undisclosed draft choices
11/1	CB	Daryl Worley	Terminated the contract of vested veteran, who then re-signed to the practice squad
11/7	WR	Rashod Bateman	Placed on Injured Reserve
11/7	WR	DeSean Jackson	Activated from practice squad (standard elevation)
11/7	WR	Binjimen Victor	Activated from practice squad (standard elevation)
11/8	TE	Charlie Kolar	Activated from Injured Reserve
11/19	CB	Daryl Worley	Activated from practice squad (standard elevation)
11/26	CB	Jalyn Armour-Davis	Placed on Injured Reserve
11/26	WR	DeSean Jackson	Activated from practice squad (standard elevation)
11/26	OLB	Julian Stanford	Activated from practice squad (standard elevation)
11/26	CB	Daryl Worley	Re-signed from the practice squad to the active roster
11/30	WR	Shemar Bridges	Re-signed to practice squad
11/30	RB	J.K. Dobbins	Designated for return to practice from Injured Reserve
11/30	S	Marcus Williams	Designated for return to practice from Injured Reserve
12/3	WR	Binjimen Victor	Signed from the practice squad to the active roster
12/3	WR	Tylan Wallace	Placed on Injured Reserve
12/5	QB	Brett Hundley	Signed to practice squad
12/5	OLB	Devon Kennard	Waived
12/5	WR	Binjimen Victor	Waived
12/6	WR	DeSean Jackson	Signed from the practice squad to the active roster



2022 STATISTICS

WON 8, LOST 4				HEAD COACH: JOHN HARBAUGH	
09/11	W	24-9	at N.Y. Jets	78,827	
09/18	L	38-42	Miami	70,582	
09/25	W	37-26	at New England	65,878	
10/02	L	20-23	Buffalo	70,494	
10/09	W	19-17	Cincinnati	70,548	
10/16	L	20-24	at N.Y. Giants	78,019	
10/23	W	23-20	Cleveland	70,461	
10/27	W	27-22	at Tampa Bay	68,912	
11/07	W	27-13	at New Orleans	70,010	
11/20	W	13-3	Carolina	70,677	
11/27	L	27-28	at Jacksonville	59,560	
12/04	W	10-9	Denver	70,443	

TEAM STATISTICS	BAL	OPP.
FIRST DOWNS	252	227
Rushing	122	60
Passing	113	148
Penalty	17	19
Third Down-Made/Att	67/153	44/141
Third Down Efficiency	43.8%	31.2%
Fourth Down-Made/Att	7/13	12/17
Fourth Down Efficiency	53.8%	70.6%
TOTAL NET YARDS	4,202	3,966
Avg. Per Game	350.2	330.5
Total Plays	754	728
Avg. Per Play	5.6	5.4
NET YARDS RUSHING	1,893	990
Avg. Per Game	157.8	82.5
Total Rushes	367	259
Avg. Per Rush	5.2	3.8
NET YARDS PASSING	2,309	2,976
Avg. Per Game	192.4	248.0
Sacked/Yards Lost	28/120	37/238
Gross Yards	2,429	3,214
Attempts/Completions	359/230	432/292
Pct. of Completion	64.1%	67.6%
Had Intercepted	9	11
PUNTS/AVERAGE	43/47.0	50/46.8
Net Punting Average	41.0	41.7
PUNT RETURN/AVG.	14/12.4	18/7.6
KICKOFF RETURN/AVG.	15/24.1	17/21.1
INTERCEPTION RETURN/AVG.	11/7.8	9/5.9
PENALTIES/YARDS	64/549	60/477
FUMBLES/BALL LOST	12/5	16/9
TOUCHDOWNS	30	25
Rushing	12	9
Passing	17	16
Returns	1	0
EXTRA POINTS/ATTEMPTS	28/29	21/22
TWO POINT CONVERSION/ATT.	1/1	1/3
FIELD GOALS/ATTEMPTS	25/28	21/24
AVG. TIME OF POSSESSION	32:21	27:39

* SCORE BY PERIODS	Q1	Q2	Q3	Q4	OT	PTS
TEAM	53	84	71	77	0	285
OPPONENTS	26	63	39	108	0	236

SCORING	TD	RU	PA	RT	K-PAT	FG	2PT	S	PTS
J. Tucker	0	0	0	0	28/29	25/28	0	0	103
M. Andrews	5	0	5	0	0/0	0/0	1	0	32
D. Duvernay	5	1	3	1	0/0	0/0	0	0	30
K. Drake	4	3	1	0	0/0	0/0	0	0	24
G. Edwards	3	3	0	0	0/0	0/0	0	0	18
L. Jackson	3	3	0	0	0/0	0/0	0	0	18
R. Bateman	2	0	2	0	0/0	0/0	0	0	12
J. Dobbins	2	1	1	0	0/0	0/0	0	0	12
I. Likely	2	0	2	0	0/0	0/0	0	0	12
J. Oliver	2	0	2	0	0/0	0/0	0	0	12
T. Huntley	1	1	0	0	0/0	0/0	0	0	6
D. Robinson	1	0	1	0	0/0	0/0	0	0	6
TEAM	30	12	17	1	28/29	25/28	1	0	285
OPPONENTS	25	9	16	0	21/22	21/24	1	0	236

* RUSHING	NO.	YDS	AVG	LONG	TD
L. Jackson	112	764	6.8	79t	3
K. Drake	92	421	4.6	40	3
J. Hill	41	225	5.5	34	0
G. Edwards	49	195	4.0	22	3
J. Dobbins	35	123	3.5	17	1
D. Duvernay	12	84	7.0	18	1
T. Huntley	10	41	4.1	14	1
M. Davis	8	18	2.3	10	0
P. Ricard	5	14	2.8	5	0
M. Andrews	3	8	2.7	4	0
TEAM	367	1,893	5.2	79t	12
OPPONENTS	259	990	3.8	28	9

* RECEIVING	TAR	NO.	YDS	AVG	LONG	TD
M. Andrews	86	56	654	11.7	25	5
D. Duvernay	45	35	378	10.8	31	3
D. Robinson	50	33	338	10.2	31	1
I. Likely	37	22	236	10.7	34	2
R. Bateman	28	15	285	19.0	75t	2
K. Drake	19	13	69	5.3	15	1
J. Oliver	18	11	130	11.8	40	2
P. Ricard	13	11	74	6.7	19	0
J. Hill	10	10	39	3.9	10	0
J. Proche II	12	8	62	7.8	12	0
J. Dobbins	6	6	39	6.5	20	1
D. Jackson	8	5	100	20.0	62	0
T. Wallace	6	3	21	7.0	9	0
M. Davis	2	2	4	2.0	7	0
G. Edwards	2	0	0	0.0	0	0
TEAM	342	230	2,429	10.6	75t	17
OPPONENTS	416	292	3,214	11.0	60t	16

* INTERCEPTIONS	NO.	YDS	AVG	LONG	TD
M. Williams	3	33	11.0	33	0
M. Humphrey	3	26	8.7	26	0
P. Queen	1	11	11.0	11	0
M. Peters	1	8	8.0	8	0
J. Houston	1	5	5.0	5	0
J. Pierre-Paul	1	3	3.0	3	0
J. Bynes	1	0	0.0	0	0
TEAM	11	86	7.8	33	0
OPPONENTS	9	53	5.9	27	0

* OFFENSIVE FUMBLES	FUM	LST	REC	TD
L. Jackson	5	2	2	0
G. Edwards	1	1	0	0
J. Hill	2	1	0	0
R. Bateman	1	1	0	0
D. Duvernay	0	0	1	0
M. Davis	1	0	2	0
M. Andrews	1	0	0	0
T. Linderbaum	1	0	0	0
TEAM	12	5	5	0
OPPONENTS	16	9	4	0

* PUNTING	NO.	YDS	AVG	NET	TB	IN	LG	B
J. Stout	43	2,022	47.0	41.0	6	20	69	0
TEAM	43	2,022	47.0	41.0	6	20	69	0
OPPONENTS	50	2,341	46.8	41.7	4	18	76	0

* PUNT RETURNS	RET	FC	YDS	AVG	LONG	TD
D. Duvernay	14	16	174	12.4	46	0
TEAM	14	16	174	12.4	46	0
OPPONENTS	18	12	137	7.6	18	0

* KICKOFF RETURNS	NO.	YDS	AVG	LONG	TD
D. Duvernay	12	323	26.9	103t	1
P. Ricard	1	15	15.0	15	0
N. Boyle	1	14	14.0	14	0
J. Hill	1	9	9.0	9	0
TEAM	15	361	24.1	103t	1
OPPONENTS	17	358	21.1	47	0

* FIELD GOALS	1-19	20-29	30-39	40-49	50+
J. Tucker	0/0	8/8	8/8	3/3	6/9
TEAM	0/0	8/8	8/8	3/3	6/9
OPPONENTS	0/0	4/4	10/10	4/5	3/5

J. Tucker: (24G) (51G) (56G) (42G, 51G) (37G, 58G, 25G, 43G) (56LU, 34G, 23G) (32G, 34G, 55G) (22G, 61B, 30G) (32G, 41G) (32G, 37G) (27G, 29G, 55G, 24G, 67SH) (26G)
 OPP: (45WL, 45G) (35G, 50G) (38G, 39G, 21G) (40G) (34G) (41G, 37G, 60B) (31G, 30G, 26G) (33G, 37G) (32G) (22G, 29G) (52G, 41G, 50G, 63SH)

2-Pt Conv: M. Andrews 1, TM 1-1, OPP 1-4

SACKS: J. Houston 9.0, C. Campbell 5.5, P. Queen 4.0, J. Madubuike 3.5, M. Humphrey 3.0, J. Pierre-Paul 2.0, O. Oweh 2.0, M. Peters 1.0, B. Copeland 1.0, R. Smith 1.0, J. Bynes 1.0, K. Hamilton 1.0, T. Jones 1.0, T. Bowser 1.0, B. Washington 1.0, (group) 0.0, TM 37.0, OPP 28.0

* PASSING	ATT	CMP	YDS	CMP%	YDS/ATT	TD	TD%	INT	INT%	LONG	SACK/LOST	RATING
L. Jackson	326	203	2,242	62.3	6.9	17	5.2	7	2.1	75t	26/114	91.1
T. Huntley	32	27	187	84.4	5.8	0	0.0	1	3.1	22	2/6	78.0
J. Proche II	1	0	0	0.0	0.0	0	0.0	1	100.0	0	0/0	---
TEAM	359	230	2,429	64.1	6.8	17	4.7	9	2.5	75t	28.0/120	89.0
OPPONENTS	432	292	3,214	67.6	7.4	16	3.7	11	2.5	60t	37.0/238	91.1

2022 DEFENSIVE STATISTICS

2022 REGULAR SEASON BALTIMORE RAVENS DEFENSIVE STATS (THROUGH WEEK 13)

PLAYER	TOTAL	TKL.	ASST	TFL	SACKS/YDS.	QBH	FR	FF	INT./YDS.	PD
Queen, Patrick	85	63	22	8	4.0/19.0	9	0	1	1/11	4
Clark, Chuck	71	45	26	0	0.0/0.0	0	1	1	0/0	1
Humphrey, Marlon	50	33	17	3	3.0/14.0	4	2	0	3/26	6
Peters, Marcus	40	30	10	2	1.0/12.0	1	2	2	1/8	5
Stone, Geno	35	32	3	0	0.0/0.0	0	1	1	0/0	1
Williams, Marcus	33	26	7	1	0.0/0.0	0	1	0	3/33	5
Oweh, Odafe	31	22	9	5	2.0/17.0	7	1	1	0/0	0
Smith, Roquan	31	19	12	3	1.0/1.0	0	0	0	0/0	0
Washington, Broderick	31	17	14	2	1.0/8.0	2	0	0	0/0	4
Hamilton, Kyle	30	23	7	2	1.0/8.0	3	0	1	0/0	2
Bynes, Josh	29	19	10	2	1.0/7.0	1	0	0	1/0	2
Campbell, Calais	29	15	14	4	5.5/48.5	14	0	2	0/0	2
Madubuike, Justin	27	14	13	6	3.5/12.5	6	0	0	0/0	3
Harrison, Malik	23	15	8	1	0.0/0.0	0	0	0	0/0	0
Stephens, Brandon	23	20	3	0	0.0/0.0	0	0	0	0/0	5
Williams, Damarion	20	12	8	1	0.0/0.0	0	0	0	0/0	2
Houston, Justin	17	11	6	7	9.0/59.0	11	0	1	1/5	1
Pierre-Paul, Jason	14	10	4	4	2.0/16.0	2	0	0	1/3	4
Urban, Brent	12	5	7	0	0.0/0.0	0	0	0	0/0	2
Jones, Travis	11	8	3	1	1.0/6.0	2	0	0	0/0	1
Bowser, Tyus	6	4	2	1	1.0/3.0	2	0	1	0/0	1
Pierce, Michael	6	4	2	0	0.0/0.0	1	0	1	0/0	0
Armour-Davis, Jalyn	5	3	2	1	0.0/0.0	0	0	0	0/0	1
Copeland, Brandon	5	2	3	1	1.0/7.0	1	0	0	0/0	0
Kennard, Devon	4	4	0	1	0.0/0.0	0	0	0	0/0	0
Klein, A.J.	4	3	1	1	0.0/0.0	0	0	0	0/0	0
Fuller, Kyle	3	3	0	0	0.0/0.0	0	0	0	0/0	0
Attaochu, Jeremiah	2	2	0	1	0.0/0.0	0	0	0	0/0	0
Means, Steven	1	1	0	0	0.0/0.0	0	0	0	0/0	0
Welch, Kristian	1	1	0	0	0.0/0.0	0	0	0	0/0	0
(group)	--	--	--	--	0.0/0.0	--	--	--	--/--	--
TOTALS	679	466	213	58	37.0/238.0	66	8	12	11/86	52

ASST=Assist, TFL=Tackle for a Loss, Int.=Interception, FR=Fumble Recovery, FF=Forced Fumble, PD=Pass Defense

2022 RAVENS SPECIAL TEAMS				
POS.	PLAYER	TTL.	SOLO	ASST.
RB	Hill, Justice	5	5	0
S	Hamilton, Kyle	4	2	2
LS	Moore, Nick	4	2	2
LB	Phillips, Del'Shawn	3	2	1
CB	Seymour, Kevon	3	3	0
S	Stone, Geno	3	2	1
CB	Worley, Daryl	3	2	1
LB	Harrison, Malik	2	1	1
ILB	Ross, Josh	2	1	1
LB	Welch, Kristian	2	2	0
CB	Armour-Davis, Jalyn	1	1	0
TE	Boyle, Nick	1	0	1
ILB	Klein, A.J.	1	1	0
TE	Oliver, Josh	1	1	0
DB	Stephens, Brandon	1	1	0
K	Tucker, Justin	1	1	0
WR	Victor, Binjimen	1	1	0
WR	Webb, Raleigh	1	0	1
CB	Williams, Damarion	1	0	1
TOTALS		40	28	12

DEFENSIVE STATS BY RANK									
SACKS		INTERCEPTIONS		TACKLES FOR LOSS		PASSES DEFENSED		QBH	
PLAYER	NO.	PLAYER	NO.	PLAYER	NO.	PLAYER	NO.	PLAYER	NO.
Houston, Justin	9.0	Humphrey, Marlon	3	Queen, Patrick	8	Humphrey, Marlon	6	Campbell, Calais	14
Campbell, Calais	5.5	Williams, Marcus	3	Houston, Justin	7	Peters, Marcus	5	Houston, Justin	11
Queen, Patrick	4.0	Bynes, Josh	1	Madubuike, Justin	6	Stephens, Brandon	5	Queen, Patrick	9
Madubuike, Justin	3.5	Houston, Justin	1	Oweh, Odafe	5	Williams, Marcus	5	Oweh, Odafe	7
Humphrey, Marlon	3.0	Peters, Marcus	1	Campbell, Calais	4	Pierre-Paul, Jason	4	Madubuike, Justin	6
Oweh, Odafe	2.0	Pierre-Paul, Jason	1	Pierre-Paul, Jason	4	Queen, Patrick	4	Humphrey, Marlon	4
Pierre-Paul, Jason	2.0	Queen, Patrick	1	Humphrey, Marlon	3	Washington, Broderick	4	Hamilton, Kyle	3
Bowser, Tyus	1.0			Smith, Roquan	3	Madubuike, Justin	3	Bowser, Tyus	2
Bynes, Josh	1.0			Bynes, Josh	2	Bynes, Josh	2	Jones, Travis	2
Copeland, Brandon	1.0			Hamilton, Kyle	2	Campbell, Calais	2	Pierre-Paul, Jason	2
Hamilton, Kyle	1.0			Peters, Marcus	2	Hamilton, Kyle	2	Washington, Broderick	2
Jones, Travis	1.0			Washington, Broderick	2	Urban, Brent	2	Bynes, Josh	1
Peters, Marcus	1.0			Armour-Davis, Jalyn	1	Williams, Damarion	2	Copeland, Brandon	1
Smith, Roquan	1.0			Attaochu, Jeremiah	1	Armour-Davis, Jalyn	1	Peters, Marcus	1
Washington, Broderick	1.0			Bowser, Tyus	1	Bowser, Tyus	1	Pierce, Michael	1
				Copeland, Brandon	1	Clark, Chuck	1		
				Harrison, Malik	1	Houston, Justin	1		
				Jones, Travis	1	Jones, Travis	1		
				Kennard, Devon	1	Stone, Geno	1		
				Klein, A.J.	1				
				Williams, Damarion	1				
				Williams, Marcus	1				

FORCED FUMBLES		FUMBLE RECOVERIES	
PLAYER	NO.	PLAYER	NO.
Campbell, Calais	2	Humphrey, Marlon	2
Peters, Marcus	2	Peters, Marcus	2
Bowser, Tyus	1	Clark, Chuck	1
Clark, Chuck	1	Oweh, Odafe	1
Hamilton, Kyle	1	Stone, Geno	1
Houston, Justin	1	Williams, Marcus	1
Oweh, Odafe	1		
Pierce, Michael	1		
Queen, Patrick	1		
Stone, Geno	1		

GAME-BY-GAME OFFENSE

2022 REGULAR SEASON RAVENS GAME-BY-GAME OFFENSE

	09/11 @ NYJ	09/18 MIA	09/25 @ NE	10/02 BUF	10/09 CIN	10/16 @ NYG	10/23 CLE	10/27 @ TB	11/07 @ NO	11/20 CAR	11/27 @ JAX	12/04 DEN	12/11 @ PIT	12/17 @ CLE	12/24 ATL	01/01 PIT	01/08 @ CIN	Totals
FIRST DOWNS																		
Total	13	23	19	22	22	23	17	27	23	19	24	20						252
Rushing	4	6	8	13	13	10	11	11	14	10	13	9						122
Passing	8	13	11	7	7	13	5	15	7	9	10	8						113
Penalty	1	4	0	2	2	0	1	1	2	0	1	3						17
THIRD DOWNS																		
Attempts	13	10	11	13	11	10	15	13	15	15	14	13						153
Converted	5	3	5	6	5	4	7	6	9	6	8	3						67
Percentage	38.5%	30.0%	45.5%	46.2%	45.5%	40.0%	46.7%	46.2%	60.0%	40.0%	57.1%	23.1%						43.8%
FOURTH DOWNS																		
Attempts	0	3	0	2	1	0	2	1	0	0	1	3						13
Converted	0	1	0	1	0	0	2	0	0	0	0	3						7
Percentage	0	33.3%	0	50.0%	0.0%	0	100.0%	0.0%	0	0	0.0%	100.0%						53.8%
TOT. OFFENSE																		
Net Yards	274	473	394	296	325	406	254	453	319	308	415	285						4,202
Plays	53	54	59	64	61	58	63	74	65	66	68	69						754
Avg./Play	5.2	8.8	6.7	4.6	5.3	7.0	4.0	6.1	4.9	4.7	6.1	4.1						5.6
RUSHING																		
Net Yards	63	155	188	162	155	211	160	231	188	115	162	103						1,893
Rush. Att.	21	25	26	33	28	24	44	33	40	30	35	28						367
Avg./Att.	3.0	6.2	7.2	4.9	5.5	8.8	3.6	7.0	4.7	3.8	4.6	3.7						5.2
PASSING																		
Net Yards	211	318	206	134	170	195	94	222	131	193	253	182						2,309
Attempts	30	29	29	29	32	32	16	38	22	33	32	37						359
Completions	17	21	18	20	19	17	9	27	12	24	16	30						230
Completion Pct	56.7%	72.4%	62.1%	69.0%	59.4%	53.1%	56.3%	71.1%	54.5%	72.7%	50.0%	81.1%						64.1%
Avg. Gain Per Pass Play	6.6	11.0	6.2	4.3	5.2	5.7	4.9	5.4	5.2	5.4	7.7	4.4						6.0
Intercepted	1	0	1	2	1	1	0	0	0	1	0	2						9
Gross Yards	213	318	218	144	174	210	120	238	133	209	254	198						2,429
Sacked	2.0	0.0	4.0	2.0	1.0	2.0	3.0	3.0	3.0	3.0	1.0	4.0						28.0
Yards Lost	2	0	12	10	4	15	26	16	2	16	1	16						120
PENALTIES																		
Number	5	1	2	9	6	10	3	7	5	10	3	3						64
Yards	29	5	10	70	48	74	53	101	31	93	20	15						549
FUMBLES																		
Number	1	1	1	0	1	2	1	0	1	0	3	1						12
Lost	0	0	1	0	0	1	1	0	0	0	2	0						5
PUNTING																		
Yards	291	81	133	152	79	95	181	210	193	251	53	303						2,022
Punts	6	2	3	3	2	2	3	4	4	7	1	6						43
Net Avg.	40.2	36.5	40.0	41.7	39.5	33.5	49.0	44.3	46.3	33.4	33.0	47.3						41.0
Gross Avg.	48.5	40.5	44.3	50.7	39.5	47.5	60.3	52.5	48.3	35.9	53.0	50.5						47.0
Touchbacks	1	0	0	1	0	1	1	0	0	1	1	0						6
Punts Blocked	0	0	0	0	0	0	0	0	0	0	0	0						0
Punt Returns	2	1	2	0	1	1	1	3	0	2	0	1						14
Punt Return Yards	17	5	55	0	4	12	46	27	0	5	0	3						174
Punt Return Avg.	8.5	5.0	27.5	0	4.0	12.0	46.0	9.0	0	2.5	0	3.0						12.4
Inside 20	3	0	1	0	2	0	1	2	2	4	0	5						20
Fair Catches	2	0	0	1	1	3	0	0	3	3	0	3						16
SCORING																		
Points	24	38	37	20	19	20	23	27	27	13	27	10						285
Q1	3	7	7	14	3	0	3	3	7	0	6	0						53
Q2	7	21	7	6	7	10	10	0	7	3	3	3						84
Q3	14	7	17	0	3	3	7	14	3	0	3	0						71
Q4	0	3	6	0	6	7	3	10	10	10	15	7						77
OT	0	0	0	0	0	0	0	0	0	0	0	0						0
TD Rushing	0	1	1	1	0	1	2	1	2	1	1	1						12
TD Passing	3	3	4	1	1	1	0	2	1	0	1	0						17
TD KO Returns	0	1	0	0	0	0	0	0	0	0	0	0						1
TD Punt Returns	0	0	0	0	0	0	0	0	0	0	0	0						0
TD Sp. Teams	0	0	0	0	0	0	0	0	0	0	0	0						0
TD Def. Returns	0	0	0	0	0	0	0	0	0	0	0	0						0
Total TDs	3	5	5	2	1	2	2	3	3	1	2	1						30
PAT Attempts	3	5	5	2	1	2	2	3	3	1	2	1						30
PAT Made	3	5	4	2	1	2	2	3	3	1	2	1						29
FG Attempts	1	1	1	2	4	3	3	3	2	2	5	1						28
FG Made	1	1	1	2	4	2	3	2	2	2	4	1						25
Safety	0	0	0	0	0	0	0	0	0	0	0	0						0
2-Pt Attempts	0	0	0	0	0	0	0	0	0	0	1	0						1
2-Pt Made	0	0	0	0	0	0	0	0	0	0	1	0						1
Time of Possession	27:30	25:13	30:36	38:10	29:59	28:08	34:04	38:23	37:47	33:14	32:39	32:29						388:12
KICKOFFS																		
Kickoff Returns	0	1	1	2	1	0	0	3	1	0	3	3						15
Kickoff Return Yards	0	103	25	40	15	0	0	72	9	0	35	62						361
Kickoff Return Avg.	0	103.0	25.0	20.0	15.0	0	0	24.0	9.0	0	11.7	20.7						24.1

GAME-BY-GAME DEFENSE

2022 REGULAR SEASON RAVENS GAME-BY-GAME DEFENSE

	09/11 @ NYJ	09/18 MIA	09/25 @ NE	10/02 BUF	10/09 CIN	10/16 @ NYG	10/23 CLE	10/27 @ TB	11/07 @ NO	11/20 CAR	11/27 @ JAX	12/04 DEN	12/11 @ PIT	12/17 @ CLE	12/24 ATL	01/01 PIT	01/08 @ CIN	Totals
FIRST DOWNS																		
Total	24	27	22	22	20	18	18	20	13	13	18	12						227
Rushing	3	5	10	7	7	5	8	4	2	4	1	4						60
Passing	18	22	12	14	10	11	8	13	10	7	16	7						148
Penalty	3	0	0	1	3	2	2	3	1	2	1	1						19
THIRD DOWNS																		
Attempts	14	11	9	11	10	14	11	13	11	12	13	12						141
Converted	2	7	2	4	4	7	2	4	3	3	4	2						44
Percentage	14.3%	63.6%	22.2%	36.4%	40.0%	50.0%	18.2%	30.8%	27.3%	25.0%	30.8%	16.7%						31.2%
FOURTH DOWNS																		
Attempts	4	2	2	1	1	0	1	1	1	1	3	0						17
Converted	3	2	1	1	0	0	1	1	1	0	2	0						12
Percentage	75.0%	100.0%	50.0%	100.0%	0.0%	0	100.0%	100.0%	100.0%	0.0%	66.7%	0						70.6%
TOT. OFFENSE																		
Net Yards	380	547	447	326	291	238	336	349	243	205	332	272						3,966
Plays	79	69	63	62	59	62	56	62	49	54	61	52						728
Avg./Play	4.8	7.9	7.1	5.3	4.9	3.8	6.0	5.6	5.0	3.8	5.4	5.2						5.4
RUSHING																		
Net Yards	83	86	145	125	101	83	113	44	48	36	38	88						990
Rush. Att.	17	18	28	25	21	31	24	15	15	17	20	28						259
Avg./Att.	4.9	4.8	5.2	5.0	4.8	2.7	4.7	2.9	3.2	2.1	1.9	3.1						3.8
PASSING																		
Net Yards	297	461	302	201	190	155	223	305	195	169	294	184						2,976
Attempts	59	50	32	36	35	27	27	44	30	33	37	22						432
Completions	37	36	22	19	24	19	22	26	20	21	29	17						292
Completion Pct	62.7%	72.0%	68.8%	52.8%	68.6%	70.4%	81.5%	59.1%	66.7%	63.6%	78.4%	77.3%						67.6%
Avg. Gain Per Pass Play	4.8	9.0	8.6	5.4	5.0	5.0	7.0	6.5	5.7	4.6	7.2	7.7						6.3
Intercepted	1	2	3	1	1	0	0	0	1	2	0	0						11
Gross Yards	309	469	321	213	217	173	258	325	223	196	321	189						3,214
Sacked	3.0	1.0	3.0	1.0	3.0	4.0	5.0	3.0	4.0	4.0	4.0	2.0						37.0
Yards Lost	12	8	19	12	27	18	35	20	28	27	27	5						238
PENALTIES																		
Number	6	8	3	4	4	3	6	4	5	9	4	4						60
Yards	81	51	16	31	20	25	45	35	40	66	19	48						477
FUMBLES																		
Number	2	0	3	2	0	1	3	1	0	2	2	0						16
Lost	1	0	1	1	0	1	2	1	0	1	1	0						9
PUNTING																		
Yards	253	82	100	136	154	185	173	267	232	265	206	288						2,341
Punts	6	2	2	3	4	4	3	5	5	6	3	7						50
Net Avg.	39.3	38.5	22.5	45.3	37.5	43.3	35.7	44.0	46.4	43.3	55.3	40.7						41.7
Gross Avg.	42.2	41.0	50.0	45.3	38.5	46.3	57.7	53.4	46.4	44.2	68.7	41.1						46.8
Touchbacks	0	0	0	0	0	0	1	1	0	0	2	0						4
Punts Blocked	0	0	0	0	0	0	0	0	0	0	0	0						0
Punt Returns	2	1	2	1	0	1	2	3	1	2	0	3						18
Punt Return Yards	30	8	13	7	0	8	14	33	8	-3	0	19						137
Punt Return Avg.	15.0	8.0	6.5	7.0	0	8.0	7.0	11.0	8.0	-1.5	0	6.3						7.6
Inside 20	2	1	0	1	0	2	1	2	2	4	1	2						18
Fair Catches	3	0	0	0	2	0	0	1	2	2	0	2						12
SCORING																		
Points	9	42	26	23	17	24	20	22	13	3	28	9						236
Q1	0	0	0	3	0	0	10	10	0	0	0	3						26
Q2	3	7	13	7	10	7	0	0	3	0	10	3						63
Q3	0	7	7	10	0	3	3	0	3	3	0	3						39
Q4	6	28	6	3	7	14	7	12	7	0	18	0						108
OT	0	0	0	0	0	0	0	0	0	0	0	0						0
TD Rushing	0	0	3	1	1	1	2	1	0	0	0	0						9
TD Passing	1	6	0	1	1	2	0	1	1	0	3	0						16
TD KO Returns	0	0	0	0	0	0	0	0	0	0	0	0						0
TD Punt Returns	0	0	0	0	0	0	0	0	0	0	0	0						0
TD Sp. Teams	0	0	0	0	0	0	0	0	0	0	0	0						0
TD Def. Returns	0	0	0	0	0	0	0	0	0	0	0	0						0
Total TDs	1	6	3	2	2	3	2	2	1	0	3	0						25
PAT Attempts	1	6	3	2	2	3	2	2	1	0	3	0						25
PAT Made	0	6	2	2	2	3	2	1	1	0	3	0						22
FG Attempts	2	0	2	3	1	1	3	3	2	1	2	4						24
FG Made	1	0	2	3	1	1	2	3	2	1	2	3						21
Safety	0	0	0	0	0	0	0	0	0	0	0	0						0
2-Pt Attempts	0	0	1	0	0	0	0	1	0	0	1	0						3
2-Pt Made	0	0	0	0	0	0	0	0	0	0	1	0						1
Time of Possession	32:30	34:47	29:24	21:50	30:01	31:52	25:56	21:37	22:13	26:46	27:21	27:31						331:48
KICKOFFS																		
Kickoff Returns	2	1	2	2	2	1	1	0	2	1	0	3						17
Kickoff Return Yards	48	18	45	46	54	47	27	0	33	8	0	32						358
Kickoff Return Avg.	24.0	18.0	22.5	23.0	27.0	47.0	27.0	0	16.5	8.0	0	10.7						21.1

LONGEST PLAYS FROM SCRIMMAGE

RAVENS						OPPONENT					
DATE	OPPONENT	QTR	RAVENS PLAYER	YARDS	SCORE	DATE	OPPONENT	QTR	OPP. PLAYER	YARDS	SCORE
09/18	Miami	3	Lamar Jackson run	79T	L, 42-38	09/18	Miami	4	Tua Tagovailoa -> Tyreek Hill	60T	L, 38-42
09/18	Miami	2	Lamar Jackson -> Rashod Bateman	75T	L, 42-38	09/18	Miami	2	Tua Tagovailoa -> Jaylen Waddle	59	L, 38-42
11/27	at Jacksonville	4	Lamar Jackson -> DeSean Jackson	62	L, 28-27	10/23	Cleveland	1	Jacoby Brissett -> Amari Cooper	55	W, 20-23
09/11	at N.Y. Jets	3	Lamar Jackson -> Rashod Bateman	55T	W, 24-9	10/27	at Tampa Bay	4	Tom Brady -> Mike Evans	51	W, 22-27
10/27	at Tampa Bay	4	Kenyan Drake run	40	W, 27-22	09/18	Miami	4	Tua Tagovailoa -> Tyreek Hill	48T	L, 38-42
11/27	at Jacksonville	3	Lamar Jackson -> Josh Oliver	40	L, 28-27	10/27	at Tampa Bay	1	Tom Brady -> Chris Godwin	44	W, 22-27
09/25	at New England	3	Lamar Jackson run	38	W, 37-26	11/07	at New Orleans	4	Andy Dalton -> Juwan Johnson	41T	W, 13-27
09/25	at New England	4	Lamar Jackson -> Rashod Bateman	35	W, 37-26	09/25	at New England	1	Mac Jones -> DeVante Parker	40	W, 26-37
09/18	Miami	2	Lamar Jackson -> Isaiah Likely	34	L, 42-38	12/04	Denver	2	Russell Wilson -> Jerry Jeudy	40	W, 9-10
09/25	at New England	3	Justice Hill run	34	W, 37-26	10/23	Cleveland	4	Jacoby Brissett -> Donovan Peoples-Jones	37	W, 20-23
10/23	Cleveland	1	Lamar Jackson -> Devin Duvernay	31	W, 23-20	09/25	at New England	3	Mac Jones -> DeVante Parker	36	W, 26-37
11/20	Carolina	2	Lamar Jackson -> Demarcus Robinson	31	W, 13-3	11/20	Carolina	4	Baker Mayfield -> Terrace Marshall Jr.	34	W, 3-13
10/16	at N.Y. Giants	2	Kenyan Drake run	30T	L, 24-20	09/18	Miami	3	Tua Tagovailoa -> Jaylen Waddle	33	L, 38-42
10/16	at N.Y. Giants	2	Kenyan Drake run	30	L, 24-20	10/09	Cincinnati	2	Joe Burrow -> Mike D. Thomas	33	W, 17-19
11/20	Carolina	4	Kenyan Drake run	29	W, 13-3	09/25	at New England	1	Mac Jones -> DeVante Parker	31	W, 26-37
09/18	Miami	4	Lamar Jackson -> Devin Duvernay	26	L, 42-38	12/04	Denver	4	Russell Wilson -> Greg Dulcich	30	W, 9-10
10/23	Cleveland	2	Lamar Jackson -> Rashod Bateman	26	W, 23-20	11/27	at Jacksonville	4	Trevor Lawrence -> Zay Jones	29	L, 27-28
09/11	at N.Y. Jets	2	Lamar Jackson -> Devin Duvernay	25T	W, 24-9	09/18	Miami	4	Chase Edmonds run	28	L, 38-42
09/18	Miami	2	Lamar Jackson -> Mark Andrews	25	L, 42-38	09/25	at New England	4	Mac Jones -> Nelson Agholor	28	W, 26-37
09/25	at New England	4	Lamar Jackson -> Mark Andrews	25	W, 37-26	10/27	at Tampa Bay	2	Tom Brady -> Mike Evans	28	W, 22-27
10/16	at N.Y. Giants	3	Lamar Jackson run	25	L, 24-20	11/27	at Jacksonville	2	Trevor Lawrence -> JaMycal Hasty	28T	L, 27-28
10/27	at Tampa Bay	3	Lamar Jackson run	25	W, 27-22	11/27	at Jacksonville	4	Trevor Lawrence -> Zay Jones	27	L, 27-28
11/27	at Jacksonville	1	Lamar Jackson -> Mark Andrews	25	L, 28-27	09/25	at New England	4	Mac Jones -> Kendrick Bourne	26	W, 26-37
09/25	at New England	4	Lamar Jackson -> Rashod Bateman	24	W, 37-26	09/25	at New England	3	Mac Jones -> DeVante Parker	25	W, 26-37
11/07	at New Orleans	1	Lamar Jackson -> Isaiah Likely	24T	W, 27-13	09/11	at N.Y. Jets	1	Joe Flacco -> Elijah Moore	24	W, 9-24
11/20	Carolina	1	Lamar Jackson -> Demarcus Robinson	23	W, 13-3	09/25	at New England	3	Mac Jones -> DeVante Parker	24	W, 26-37
10/27	at Tampa Bay	4	Gus Edwards run	22	W, 27-22	11/20	Carolina	3	Baker Mayfield -> Terrace Marshall Jr.	24	W, 3-13
10/27	at Tampa Bay	1	Lamar Jackson -> Mark Andrews	22	W, 27-22	11/27	at Jacksonville	1	Trevor Lawrence -> Zay Jones	24	L, 27-28
12/04	Denver	2	Tyler Huntley -> Mark Andrews	22	W, 10-9	11/27	at Jacksonville	2	Trevor Lawrence -> JaMycal Hasty	24	L, 27-28
09/25	at New England	3	Lamar Jackson -> Devin Duvernay	21	W, 37-26	10/02	Buffalo	3	Josh Allen -> Stefon Diggs	23	L, 20-23
10/02	Buffalo	2	Lamar Jackson -> Devin Duvernay	21	L, 23-20	10/27	at Tampa Bay	1	Tom Brady -> Mike Evans	23	W, 22-27
10/09	Cincinnati	1	Lamar Jackson -> Devin Duvernay	21	W, 19-17	09/11	at N.Y. Jets	2	Michael Carter run	22	W, 9-24
10/16	at N.Y. Giants	3	Kenyan Drake run	21	L, 24-20	09/25	at New England	2	Mac Jones -> Kendrick Bourne	22	W, 26-37
09/25	at New England	4	Lamar Jackson run	20	W, 37-26	10/23	Cleveland	1	Jacoby Brissett -> David Njoku	22	W, 20-23
10/02	Buffalo	1	Lamar Jackson -> J.K. Dobbins	20	L, 23-20	10/23	Cleveland	4	Nick Chubb run	22	W, 20-23
10/09	Cincinnati	3	Lamar Jackson -> Mark Andrews	20	W, 19-17	12/04	Denver	2	Russell Wilson -> Greg Dulcich	22	W, 9-10
11/20	Carolina	3	Lamar Jackson -> Demarcus Robinson	20	W, 13-3	09/18	Miami	4	Tua Tagovailoa -> Tyreek Hill	21	L, 38-42
						10/02	Buffalo	3	Josh Allen run	20	L, 20-23
						10/02	Buffalo	4	Josh Allen -> Dawson Knox	20	L, 20-23
						10/27	at Tampa Bay	3	Tom Brady -> Rachaad White	20	W, 22-27
TOTALS			37 - 1,146 (31.0), 6 TDS (12 RUNS, 2 TDS, 25 PASSES, 4 TDS)						40 - 1,248 (31.2), 4 TDS (4 RUNS, 0 TDS, 36 PASSES, 4 TDS)		

TEAM SUPERLATIVES

HIGH	DATE	OPPONENT	OFFENSIVE CATEGORY	OPPONENT	DATE	LOW
38	9/18	vs. Miami	Points	vs. Denver	12/4	10
21	9/18	vs. Miami	Points in a Quarter	vs. Denver ...5 more at 0.	12/4	0
28	9/18	vs. Miami	Points in a Half	vs. Buffalo	10/2	0
5	9/25	at New England ...1 more at 5.	Total Touchdowns	vs. Denver ...2 more at 1.	12/4	1
74	10/27	at Tampa Bay	Total Plays	at N.Y. Jets	9/11	53
473	9/18	vs. Miami	Total Net Yards	vs. Cleveland	10/23	254
27	10/27	at Tampa Bay	Total First Downs	at N.Y. Jets	9/11	13
14	11/7	at New Orleans	First Downs Rushing	at N.Y. Jets	9/11	4
15	10/27	at Tampa Bay	First Downs Passing	vs. Cleveland	10/23	5
4	9/18	vs. Miami	First Down Penalties	vs. Carolina ...2 more at 0.	11/20	0
60%	11/7	at New Orleans	Third Down Efficiency	vs. Denver	12/4	23%
8.8	9/18	vs. Miami	Average Yards Per Play	vs. Cleveland	10/23	4
231	10/27	at Tampa Bay	Total Net Yards Rushing	at N.Y. Jets	9/11	63
44	10/23	vs. Cleveland	Rushing Attempts	at N.Y. Jets	9/11	21
8.8	10/16	at N.Y. Giants	Rushing Average Yards	at N.Y. Jets	9/11	3
2	11/7	at New Orleans ...1 more at 2.	Rushing Touchdowns	vs. Cincinnati ...1 more at 0.	10/9	0
318	9/18	vs. Miami	Total Net Yards Passing	vs. Cleveland	10/23	94
38	10/27	at Tampa Bay	Passing Attempts	vs. Cleveland	10/23	16
30	12/4	vs. Denver	Passing Completions	vs. Cleveland	10/23	9
4	9/25	at New England	Passing Touchdowns	vs. Denver ...2 more at 0.	12/4	0
11	9/18	vs. Miami	Passing Yards Average	vs. Buffalo	10/2	4.3
2	12/4	vs. Denver ...1 more at 2.	Passes Thrown for Interception	at Jacksonville ...4 more at 0.	11/27	0
4	12/4	vs. Denver ...1 more at 4.	Times Sacked	vs. Miami	9/18	0
26	10/23	vs. Cleveland	Sack Yards Lost	vs. Miami	9/18	0
7	11/20	vs. Carolina	Total Punts	at Jacksonville	11/27	1
303	12/4	vs. Denver	Total Punt Yards	at Jacksonville	11/27	53
60.3	10/23	vs. Cleveland	Punt Gross Average Yards	vs. Carolina	11/20	35.9
49	10/23	vs. Cleveland	Punt Net Average Yards	at Jacksonville	11/27	33
3	10/27	at Tampa Bay	Punt Returns	at Jacksonville ...2 more at 0.	11/27	0
55	9/25	at New England	Punt Return Yards	at Jacksonville ...2 more at 0.	11/27	0
46.0	10/23	vs. Cleveland	Punt Return Yards Average	at Jacksonville ...2 more at 0.0.	11/27	0.0
3	12/4	vs. Denver ...2 more at 3.	Kickoff Returns	vs. Carolina ...3 more at 0.	11/20	0
103	9/18	vs. Miami	Kickoff Return Yards	vs. Carolina ...3 more at 0.	11/20	0
10	11/20	vs. Carolina ...1 more at 10.	Total Penalties	vs. Miami	9/18	1
101	10/27	at Tampa Bay	Penalty Yards	vs. Miami	9/18	5
3	11/27	at Jacksonville	Total Fumbles	vs. Carolina ...2 more at 0.	11/20	0
2	11/27	at Jacksonville	Fumbles Lost	vs. Denver ...7 more at 0.	12/4	0
38:23	10/27	at Tampa Bay	Time of Possession	vs. Miami	9/18	25:13
2	12/4	vs. Denver ...4 more at 2.	Turnovers	at New Orleans ...2 more at 0.	11/7	0
78,827	9/11	at N.Y. Jets	Attendance	at Jacksonville	11/27	59,560

TEAM SUPERLATIVES

HIGH	DATE	OPPONENT	DEFENSIVE CATEGORY	OPPONENT	DATE	LOW
42	9/18	vs. Miami	Points	vs. Carolina	11/20	3
28	9/18	vs. Miami	Points in a Quarter	vs. Denver ...10 more at 0.	12/4	0
35	9/18	vs. Miami	Points in a Half	vs. Carolina	11/20	0
6	9/18	vs. Miami	Total Touchdowns	vs. Denver ...1 more at 0.	12/4	0
79	9/11	at N.Y. Jets	Total Plays	at New Orleans	11/7	49
547	9/18	vs. Miami	Total Net Yards	vs. Carolina	11/20	205
27	9/18	vs. Miami	Total First Downs	vs. Denver	12/4	12
10	9/25	at New England	First Downs Rushing	at Jacksonville	11/27	1
22	9/18	vs. Miami	First Downs Passing	vs. Denver ...1 more at 7.	12/4	7
3	10/27	at Tampa Bay ...2 more at 3.	First Down Penalties	at New England ...1 more at 0.	9/25	0
64%	9/18	vs. Miami	Third Down Efficiency	at N.Y. Jets	9/11	14%
7.9	9/18	vs. Miami	Average Yards Per Play	vs. Carolina ...1 more at 3.8.	11/20	3.8
145	9/25	at New England	Total Net Yards Rushing	vs. Carolina	11/20	36
31	10/16	at N.Y. Giants	Rushing Attempts	at New Orleans ...1 more at 15.	11/7	15
5.2	9/25	at New England	Rushing Average Yards	at Jacksonville	11/27	1.9
3	9/25	at New England	Rushing Touchdowns	vs. Denver ...5 more at 0.	12/4	0
461	9/18	vs. Miami	Total Net Yards Passing	at N.Y. Giants	10/16	155
59	9/11	at N.Y. Jets	Passing Attempts	vs. Denver	12/4	22
37	9/11	at N.Y. Jets	Passing Completions	vs. Denver	12/4	17
6	9/18	vs. Miami	Passing Touchdowns	vs. Denver ...3 more at 0.	12/4	0
9	9/18	vs. Miami	Passing Yards Average	vs. Carolina	11/20	4.6
3	9/25	at New England	Passes Thrown for Interception	vs. Denver ...4 more at 0.	12/4	0
5	10/23	vs. Cleveland	QB Sacks	vs. Buffalo ...1 more at 1.	10/2	1
35	10/23	vs. Cleveland	Sack Yards Lost	vs. Denver	12/4	5
7	12/4	vs. Denver	Total Punts	at New England ...1 more at 2.	9/25	2
288	12/4	vs. Denver	Total Punt Yards	vs. Miami	9/18	82
68.7	11/27	at Jacksonville	Punt Gross Average Yards	vs. Cincinnati	10/9	38.5
55.3	11/27	at Jacksonville	Punt Net Average Yards	at New England	9/25	22.5
3	12/4	vs. Denver ...1 more at 3.	Punt Returns	at Jacksonville ...1 more at 0.	11/27	0
33	10/27	at Tampa Bay	Punt Return Yards	vs. Carolina	11/20	-3
15.0	9/11	at N.Y. Jets	Punt Return Yards Average	vs. Carolina	11/20	-1.5
3	12/4	vs. Denver	Kickoff Returns	at Jacksonville ...1 more at 0.	11/27	0
54	10/9	vs. Cincinnati	Kickoff Return Yards	at Jacksonville ...1 more at 0.	11/27	0
9	11/20	vs. Carolina	Total Penalties	at N.Y. Giants ...1 more at 3.	10/16	3
81	9/11	at N.Y. Jets	Penalty Yards	at New England	9/25	16
3	10/23	vs. Cleveland ...1 more at 3.	Total Fumbles	vs. Denver ...3 more at 0.	12/4	0
2	10/23	vs. Cleveland	Fumbles Lost	vs. Denver ...3 more at 0.	12/4	0
34:47	9/18	vs. Miami	Time of Possession	at Tampa Bay	10/27	21:37
4	9/25	at New England	Turnovers	vs. Denver	12/4	0
78,827	9/11	at N.Y. Jets	Attendance	at Jacksonville	11/27	59,560

INDIVIDUAL SUPERLATIVES

CATEGORY	2022 RAVENS INDIVIDUAL BEST	GAME	DATE	OPPONENT INDIVIDUAL BEST	GAME	DATE
Touchdowns	2 Kenyan Drake ...4 more.	at NO	11/07	2 Tyreek Hill ...1 more.	vs. MIA	09/18
Passes Attempted	38 Lamar Jackson	at TB	10/27	59 Joe Flacco	at NYJ	09/11
Passes Completed	27 Tyler Huntley ...1 more.	vs. DEN	12/04	37 Joe Flacco	at NYJ	09/11
Completion Percentage	84.3 Tyler Huntley	vs. DEN	12/04	81.4 Jacoby Brissett	vs. CLE	10/23
Passing Yards	318 Lamar Jackson	vs. MIA	09/18	469 Tua Tagovailoa	vs. MIA	09/18
Yards Per Attempt	11.0 Lamar Jackson	vs. MIA	09/18	10.0 Mac Jones	at NE	09/25
Touchdown Passes	4 Lamar Jackson	at NE	09/25	6 Tua Tagovailoa	vs. MIA	09/18
Receptions	9 Demarcus Robinson ...1 more.	vs. CAR	11/20	11 Zay Jones ...2 more.	at JAX	11/27
Receiving Yards	128 Demarcus Robinson	vs. CAR	11/20	190 Tyreek Hill	vs. MIA	09/18
Touchdown Receptions	2 Mark Andrews ...1 more.	at NE	09/25	2 Tyreek Hill ...1 more.	vs. MIA	09/18
Rushing Yards	119 Kenyan Drake ...1 more.	at NYG	10/16	91 Nick Chubb	vs. CLE	10/23
Rushing Attempts	24 Kenyan Drake	at NO	11/07	22 Saquon Barkley	at NYG	10/16
Rushing Average	13.2 Lamar Jackson	vs. MIA	09/18	6.4 Josh Allen	vs. BUF	10/02
Rushing Touchdowns	2 Kenyan Drake ...1 more.	at NO	11/07	1 Leonard Fournette ...8 more.	at TB	10/27
Yards From Scrimmage	128 Demarcus Robinson	vs. CAR	11/20	190 Tyreek Hill	vs. MIA	09/18
Combined Net Yards	163 Devin Duvernay	at TB	10/27	190 Tyreek Hill	vs. MIA	09/18
Interceptions Made	2 Marcus Williams	vs. MIA	09/18	2 Justin Simmons ...1 more.	vs. DEN	12/04
Interceptions Thrown	2 Lamar Jackson	vs. BUF	10/02	3 Mac Jones	at NE	09/25
INT Return Yards	33 Marcus Williams	at NYJ	09/11	27 Julian Love	at NYG	10/16
Tackles	12 Patrick Queen ...1 more.	vs. CAR	11/20	18 Foyesade Oluokun	at JAX	11/27
Sacks	2.5 Justin Houston	at NO	11/07	3.0 Deatrich Wise Jr.	at NE	09/25
Punts	7 Jordan Stout	vs. CAR	11/20	7 Corliss Waitman	vs. DEN	12/04
Punts Inside the 20	5 Jordan Stout	vs. DEN	12/04	4 Johnny Hekker	vs. CAR	11/20
Punting Average	60.3 Jordan Stout	vs. CLE	10/23	68.7 Logan Cooke	at JAX	11/27
Punt Returns	3 Devin Duvernay	at TB	10/27	3 Montrell Washington	vs. DEN	12/04
Punt Return Yards	55 Devin Duvernay	at NE	09/25	33 Jaelon Darden	at TB	10/27
Kickoff Returns	3 Devin Duvernay ...1 more.	vs. DEN	12/04	2 Montrell Washington ...5 more.	vs. DEN	12/04
Kickoff Return Yards	103 Devin Duvernay	vs. MIA	09/18	54 Chris Evans	vs. CIN	10/09
Field Goals Attempted	5 Justin Tucker	at JAX	11/27	4 Brandon McManus	vs. DEN	12/04
Field Goals Made	4 Justin Tucker ...1 more.	at JAX	11/27	3 Brandon McManus ...2 more.	vs. DEN	12/04

CATEGORY	2022 RAVENS LONGEST PLAYS	GAME	DATE	OPPONENT INDIVIDUAL	GAME	DATE
Run From Scrimmage	79 Lamar Jackson	vs. MIA	09/18	28 Chase Edmonds	vs. MIA	09/18
Touchdown Run	79 Lamar Jackson	vs. MIA	09/18	11 Josh Allen	vs. BUF	10/02
Passing Long	75 Lamar Jackson	vs. MIA	09/18	60 Tua Tagovailoa	vs. MIA	09/18
Touchdown Pass Long	75 Lamar Jackson	vs. MIA	09/18	60 Tua Tagovailoa	vs. MIA	09/18
Longest Reception	75 Rashod Bateman	vs. MIA	09/18	60 Tyreek Hill	vs. MIA	09/18
Touchdown Reception	75 Rashod Bateman	vs. MIA	09/18	60 Tyreek Hill	vs. MIA	09/18
Interception Return	33 Marcus Williams	at NYJ	09/11	27 Julian Love	at NYG	10/16
Longest Own Fumble Return	12 Devin Duvernay	vs. CIN	10/09			
Longest Opponent's Fumble Return				12 Jabrill Peppers	at NE	09/25
Punt Return	46 Devin Duvernay	vs. CLE	10/23	18 Jaelon Darden	at TB	10/27
Kickoff Return	103 Devin Duvernay	vs. MIA	09/18	47 Gary Brightwell	at NYG	10/16
Punt	69 Jordan Stout	vs. CLE	10/23	76 Corey Bojorquez	vs. CLE	10/23
Field Goal	58 Justin Tucker	vs. CIN	10/09	52 Brandon McManus	vs. DEN	12/04
Field Goal Attempt	67 Justin Tucker	at JAX	11/27	63 Brandon McManus	vs. DEN	12/04

TURNOVER TABLE

DATE	OPPONENT	FORCED TURNOVERS			TURNOVERS CONVERTED					OUTCOME	
		FUM	INTS	TOTAL	TD	FG	PTS.	PTS. PCT.	TD PCT.	NET DIFF.	RESULT
09/11	Baltimore	1	1	2	0	1	3	50.0	0.0	+1	W
	at N.Y. Jets	0	1	1	1	0	6	100.0	100.0	-1	L
09/18	Baltimore	0	2	2	1	0	7	50.0	100.0	+2	L
	Miami	0	0	0	0	0	0	0.0	0.0	-2	W
09/25	Baltimore	1	3	4	1	1	9	50.0	50.0	+2	W
	at New England	1	1	2	1	0	7	50.0	100.0	-2	L
10/02	Baltimore	1	1	2	1	1	10	100.0	50.0	0	L
	Buffalo	0	2	2	0	1	3	50.0	0.0	0	W
10/09	Baltimore	0	1	1	0	1	3	100.0	0.0	0	W
	Cincinnati	0	1	1	1	0	7	100.0	100.0	0	L
10/16	Baltimore	1	0	1	0	0	0	0.0	0.0	-1	L
	at N.Y. Giants	1	1	2	1	0	7	50.0	100.0	+1	W
10/23	Baltimore	2	0	2	1	0	7	50.0	100.0	+1	W
	Cleveland	1	0	1	0	0	0	0.0	0.0	-1	L
10/27	Baltimore	1	0	1	0	1	3	100.0	0.0	+1	W
	at Tampa Bay	0	0	0	0	0	0	0.0	0.0	-1	L
11/07	Baltimore	0	1	1	1	0	7	100.0	100.0	+1	W
	at New Orleans	0	0	0	0	0	0	0.0	0.0	-1	L
11/20	Baltimore	1	2	3	1	0	7	33.3	100.0	+2	W
	Carolina	0	1	1	0	0	0	0.0	0.0	-2	L
11/27	Baltimore	1	0	1	1	0	7	100.0	100.0	-1	L
	at Jacksonville	2	0	2	1	1	10	100.0	50.0	+1	W
12/04	Baltimore	0	0	0	0	0	0	0.0	0.0	-2	W
	Denver	0	2	2	0	1	3	50.0	0.0	+2	L
12/11	at Pittsburgh	--	--	--	--	--	--	--	--	--	--
Sat./Sun., Dec. 17/18 - TBD		--	--	--	--	--	--	--	--	--	--
12/24	Atlanta	--	--	--	--	--	--	--	--	--	--
01/01	Pittsburgh	--	--	--	--	--	--	--	--	--	--
Sat./Sun., Jan. 7/8 - TBD		--	--	--	--	--	--	--	--	--	--
RAVENS		9	11	20	7	5	63	60.0	58.3	+6	8-4
OPPONENTS		5	9	14	5	3	43	57.1	62.5	-6	4-8



INSIDE THE 20

RAVENS																		
Date	Opponent	Pos	TD	PAT	2-Pt.	Miss PAT	FG	FGA	Blk/MFG	INT	Fum	Dwns	Drive Ends			TD%	Score	
													Half	Game	Pts		Pct.	Pts/Poss
09/11	at N.Y. Jets	2	1	1	0	0	1	1	0	0	0	0	0	0	10	50.0	100.0	5.0
09/18	Miami	3	2	2	0	0	0	0	0	0	0	1	0	0	14	66.7	66.7	4.7
09/25	at New England	5	5	4	0	1	0	0	0	0	0	0	0	0	34	100.0	100.0	6.8
10/02	Buffalo	4	2	2	0	0	1	1	0	1	0	0	0	0	17	50.0	75.0	4.3
10/09	Cincinnati	3	1	1	0	0	2	2	0	0	0	0	0	0	13	33.3	100.0	4.3
10/16	at N.Y. Giants	3	1	1	0	0	2	2	0	0	0	0	0	0	13	33.3	100.0	4.3
10/23	Cleveland	4	2	2	0	0	2	2	0	0	0	0	0	0	20	50.0	100.0	5.0
10/27	at Tampa Bay	6	3	3	0	0	2	2	0	0	0	1	0	0	27	50.0	83.3	4.5
11/07	at New Orleans	4	2	2	0	0	2	2	0	0	0	0	0	0	20	50.0	100.0	5.0
11/20	Carolina	4	1	1	0	0	2	2	0	0	0	0	0	0	13	25.0	75.0	3.3
11/27	at Jacksonville	5	2	1	1	0	3	3	0	0	0	0	0	0	24	40.0	100.0	4.8
12/04	Denver	2	1	1	0	0	1	1	0	0	0	0	0	0	10	50.0	100.0	5.0
12/11	at Pittsburgh	--	--	--	--	--	--	--	--	--	--	--	--	--	--	--	--	--
12/17	at Cleveland	--	--	--	--	--	--	--	--	--	--	--	--	--	--	--	--	--
12/24	Atlanta	--	--	--	--	--	--	--	--	--	--	--	--	--	--	--	--	--
01/01	Pittsburgh	--	--	--	--	--	--	--	--	--	--	--	--	--	--	--	--	--
01/08	at Cincinnati	--	--	--	--	--	--	--	--	--	--	--	--	--	--	--	--	--
TOTALS		45	23	21	1	1	18	18	0	1	0	2	0	0	215	51.1	91.1	4.8

OPPONENT																		
Date	Opponent	Pos	TD	PAT	2-Pt.	Miss PAT	FG	FGA	Blk/MFG	INT	Fum	Dwns	Drive Ends			TD%	Score	
													Half	Game	Pts		Pct.	Pts/Poss
09/11	at N.Y. Jets	2	1	0	0	1	0	0	0	0	0	1	0	0	6	50.0	50.0	3.0
09/18	Miami	4	4	4	0	0	0	0	0	0	0	0	0	0	28	100.0	100.0	7.0
09/25	at New England	5	3	2	0	0	1	1	0	1	0	0	0	0	23	60.0	80.0	4.6
10/02	Buffalo	3	2	2	0	0	1	1	0	0	0	0	0	0	17	66.7	100.0	5.7
10/09	Cincinnati	3	2	2	0	0	0	0	0	0	0	1	0	0	14	66.7	66.7	4.7
10/16	at N.Y. Giants	5	3	3	0	0	1	1	0	0	0	0	0	1	24	60.0	80.0	4.8
10/23	Cleveland	4	2	2	0	0	2	2	0	0	0	0	0	0	20	50.0	100.0	5.0
10/27	at Tampa Bay	5	2	1	0	0	3	3	0	0	0	0	0	0	22	40.0	100.0	4.4
11/07	at New Orleans	2	0	0	0	0	2	2	0	0	0	0	0	0	6	0.0	100.0	3.0
11/20	Carolina	1	0	0	0	0	1	1	0	0	0	0	0	0	3	0.0	100.0	3.0
11/27	at Jacksonville	4	2	1	1	0	2	2	0	0	0	0	0	0	21	50.0	100.0	5.3
12/04	Denver	0	0	0	0	0	0	0	0	0	0	0	0	0	0	0.0	0.0	0.0
12/11	at Pittsburgh	--	--	--	--	--	--	--	--	--	--	--	--	--	--	--	--	--
12/17	at Cleveland	--	--	--	--	--	--	--	--	--	--	--	--	--	--	--	--	--
12/24	Atlanta	--	--	--	--	--	--	--	--	--	--	--	--	--	--	--	--	--
01/01	Pittsburgh	--	--	--	--	--	--	--	--	--	--	--	--	--	--	--	--	--
01/08	at Cincinnati	--	--	--	--	--	--	--	--	--	--	--	--	--	--	--	--	--
TOTALS		38	21	17	1	1	13	13	0	1	0	2	0	1	184	55.3	89.5	4.8

FIRST DOWNS GAINED

2022 - REGULAR SEASON

(AS OF DEC 6, 2022, 2:22 PM PST)

PLAYER	RUSH	REC.	TOTAL	3RD DOWN CONVERSION	4TH DOWN CONVERSION
Lamar Jackson	47	0	47	20	2
Mark Andrews	3	36	39	9	2
Kenyan Drake	19	6	25	3	0
Devin Duvernay	7	18	25	9	0
Gus Edwards	16	0	16	7	1
Demarcus Robinson	0	16	16	6	0
J.K. Dobbins	10	3	13	0	0
Isaiah Likely	0	12	12	2	0
Justice Hill	10	1	11	1	0
Rashod Bateman	0	7	7	3	0
Josh Oliver	0	7	7	1	0
Tyler Huntley	5	0	5	1	2
Patrick Ricard	4	1	5	3	0
DeSean Jackson	0	3	3	1	0
James Proche II	0	3	3	1	0
Mike Davis	1	0	1	0	0
Team (by penalty)	--	--	17	--	--
2022 TOTALS	122	113	252	67	7



COMPLETIONS BY DISTANCE

2022 REGULAR SEASON

DATE	OPPONENT	QUARTERBACK	LOSS	0-9	10-19	20-29	30-39	40-49	50+
9/11	at N.Y. Jets	Jackson	--	9	6 (1)	1 (1)	--	--	1 (1)
9/18	Miami	Jackson	--	10 (1)	7 (1)	2	1	--	1 (1)
9/25	at New England	Jackson	--	9 (3)	5 (1)	3	1	--	--
10/2	Buffalo	Jackson	1	14 (1)	3	2	--	--	--
10/9	Cincinnati	Jackson	--	14	3 (1)	2	--	--	--
10/16	at N.Y. Giants	Jackson	--	4	13 (1)	--	--	--	--
10/23	Cleveland	Jackson	--	4	3	1	1	--	--
10/27	at Tampa Bay	Jackson	1	14 (1)	11 (1)	1	--	--	--
11/7	at New Orleans	Jackson	--	5	6	1 (1)	--	--	--
11/20	Carolina	Jackson	2	14	5	2	1	--	--
11/27	at Jacksonville	Jackson	--	5	8 (1)	1	--	1	1
12/4	Denver	Huntley	2	16	8	1	--	--	--
		Jackson	--	3	--	--	--	--	--
12/11	at Pittsburgh	--	--	--	--	--	--	--	--
12/17	at Cleveland	--	--	--	--	--	--	--	--
12/24	Atlanta	--	--	--	--	--	--	--	--
1/1	Pittsburgh	--	--	--	--	--	--	--	--
1/8	at Cincinnati	--	--	--	--	--	--	--	--
PLAYER TOTALS		Jackson	4	105 (6)	70 (7)	16 (2)	4	1	3 (2)
		Huntley	2	16	8	1	--	--	--
TEAM TOTALS			6	121 (6)	78 (7)	17 (2)	4	1	3 (2)



THE LAST TIME IT HAPPENED

BY RAVENS

BY OPPONENT

RUSHING

* Never Has Happened *	300 YARDS RUSHING	* Never Has Happened *
204 YDs, Ray Rice @ Cleveland, 12/04/11	200 YARDS RUSHING	* Never Has Happened *
119 YDs, Kenyan Drake @ N.Y. Giants, 10/16/22	100 YARDS RUSHING	110 YDs, Dalvin Cook vs. Minnesota, 11/07/21
89 YDs, Lamar Jackson @ Jacksonville, 11/27/22	75+ YARD RUSHING	91 YDs, Nick Chubb vs. Cleveland, 10/23/22
* Never Has Happened *	FIVE TOUCHDOWNS RUSHING	* Never Has Happened *
* Never Has Happened *	FOUR TOUCHDOWNS RUSHING	* Never Has Happened *
3 TDs, Mark Ingram II: (2, 19, 1) @ Kansas City, 09/22/19	THREE TOUCHDOWNS RUSHING	3 TDs, Nick Chubb: (14, 2, 88) vs. Cleveland, 09/29/19
2 TDs, Kenyan Drake: (1, 3) @ New Orleans, 11/07/22	TWO TOUCHDOWNS RUSHING	2 TDs, Josh Jacobs: (2, 15) @ Las Vegas, 09/13/21
Gus Edwards: (11, 19)/Lamar Jackson: (5, 17) @ Cleveland, 12/14/20	TWO PLAYERS WITH TWO TD RUSHING	* Never Has Happened *
404 YDs, Baltimore 38, Cincinnati 3 @ Cincinnati, 01/03/21	OVER 400 YARDS RUSHING (TEAM)	* Never Has Happened *
308 YDs, Baltimore 48, Detroit 3 vs. Detroit, 12/13/09	300-399 YARDS RUSHING (TEAM)	* Never Has Happened *
231 YDs, Baltimore 27, Tampa Bay 22 @ Tampa Bay, 10/27/22	200-299 YARDS RUSHING (TEAM)	231 YDs, Chicago 27, Baltimore 24 vs. Chicago, 10/15/17

BY RAVENS

BY OPPONENT

RECEIVING

108 YDs/104 YDs, Rashod Bateman/Mark Andrews vs. Miami, 09/18/22	TWO 100-YARD RECEIVERS	190 YDs/171 YDs, Tyreek Hill/Jaylen Waddle vs. Miami, 09/18/22
258 YDs, Qadry Ismail @ Pittsburgh, 12/12/99	200 YARDS RECEIVING	201 YDs, Ja'Marr Chase vs. Cincinnati, 10/24/21
186 YDs, Steve Smith vs. Cincinnati, 09/27/15	150 YARDS RECEIVING	156 YDs, DeVante Parker @ New England, 09/25/22
128 YDs, Demarcus Robinson vs. Carolina, 11/20/22	100 YARDS RECEIVING	145 YDs, Zay Jones @ Jacksonville, 11/27/22
* Never Has Happened *	FIVE TOUCHDOWN RECEPTIONS	* Never Has Happened *
4 TDs, Marcus Robinson: (13, 50, 25, 9) vs. Seattle, 11/23/03	FOUR TOUCHDOWN RECEPTIONS	* Never Has Happened *
3 TDs, Torrey Smith: (74, 41, 18) @ St. Louis, 09/25/11	THREE TOUCHDOWN RECEPTIONS	3 TDs, A.J. Green: (4, 32, 7) @ Cincinnati, 09/13/18
2 TDs, Mark Andrews: (5, 16) @ New England, 09/25/22	TWO TOUCHDOWN RECEPTIONS	2 TDs/2 TDs, Tyreek Hill: (48, 60)/Jaylen Waddle: (6, 7) vs. Miami, 09/18/22
Marquise Brown: (43, 5)/Mark Andrews: (5, 4) vs. Indianapolis, 10/11/21	TWO PLAYERS WITH TWO TD RECEPTIONS	Tyreek Hill: (48, 60)/Jaylen Waddle: (6, 7) vs. Miami, 09/18/22

BY RAVENS

BY OPPONENT

PASSING

* Never Has Happened *	500 YARDS PASSING	525 YDs, Joe Burrow @ Cincinnati, 12/26/21
442 YDs, Lamar Jackson vs. Indianapolis, 10/11/21	400 YARDS PASSING	469 YDs, Tua Tagovailoa vs. Miami, 09/18/22
318 YDs, Lamar Jackson vs. Miami, 09/18/22	300 YARDS PASSING	321 YDs, Trevor Lawrence @ Jacksonville, 11/27/22
* Never Has Happened *	SEVEN TOUCHDOWN PASSES	7 TDs, Peyton Manning: (24, 23, 28, 5, 2, 26, 78) @ Denver, 09/05/13
* Never Has Happened *	SIX TOUCHDOWN PASSES	6 TDs, Tua Tagovailoa: (6, 14, 2, 48, 60, 7) vs. Miami, 09/18/22
5 TDs, Lamar Jackson: (5, 1, 24, 33, 10) vs. N.Y. Jets, 12/12/19	FIVE TOUCHDOWN PASSES	6 TDs, Tua Tagovailoa: (6, 14, 2, 48, 60, 7) vs. Miami, 09/18/22
4 TDs, Lamar Jackson: (5, 16, 1, 4) @ New England, 09/25/22	FOUR TOUCHDOWN PASSES	6 TDs, Tua Tagovailoa: (6, 14, 2, 48, 60, 7) vs. Miami, 09/18/22
4 TDs, Lamar Jackson: (5, 16, 1, 4) @ New England, 09/25/22	THREE TOUCHDOWN PASSES	3 TDs, Trevor Lawrence: (28, 1, 10) @ Jacksonville, 11/27/22
56 ATT., Joe Flacco @ Cleveland, 10/07/18	50+ PASS ATTEMPTS	50 ATT., Tua Tagovailoa vs. Miami, 09/18/22

THE LAST TIME IT HAPPENED

40 ATT., Josh Johnson @ Cincinnati, 12/26/21	40+ PASS ATTEMPTS	44 ATT., Tom Brady @ Tampa Bay, 10/27/22
4 INTs, Lamar Jackson vs. Cleveland, 11/28/21	FOUR INTERCEPTIONS THROWN	4 INTs, Andy Dalton @ Cincinnati, 09/10/17
4 INTs, Lamar Jackson vs. Cleveland, 11/28/21	THREE INTERCEPTIONS THROWN	3 INTs, Mac Jones @ New England, 09/25/22
2 INTs, Lamar Jackson vs. Buffalo, 10/02/22	TWO INTERCEPTIONS THROWN	2 INTs, Baker Mayfield vs. Carolina, 11/20/22

BY RAVENS	COMBINED YARDS		BY OPPONENT
107 YDs/324 YDs, Mark Ingram II/Lamar Jackson @ Miami, 09/08/19	100-YARD RUSHER AND 300-YARD PASSER	165 YDs/342 YDs, Nick Chubb/Baker Mayfield vs. Cleveland, 09/29/19	
108/104 YDs/318 YDs, Rashod Bateman/Mark Andrews/Lamar Jackson vs. Miami, 09/18/22	100-YARD RECEIVER AND 300-YARD PASSER	145 YDs/321 YDs, Zay Jones/Trevor Lawrence @ Jacksonville, 11/27/22	
119 YDs/106 YDs, Kenyan Drake/Mark Andrews @ N.Y. Giants, 10/16/22	100-YARD RUSHER AND 100-YARD RECEIVER	133 YDs/113 YDs, Derrick Henry/Corey Davis vs. Tennessee, 11/22/20	
119 YDs/318 YDs/108 YDs, Lamar Jackson/Lamar Jackson Rashod Bateman vs. Miami, 09/18/22	100-YARD RUSHER, 300-YARD PASSER, 100-YARD RECEIVER	165 YDs/342 YDs/167 YDs, Nick Chubb/Baker Mayfield Jarvis Landry vs. Cleveland, 09/29/19	

BY RAVENS	DEFENSE		BY OPPONENT
17 YDs, Chuck Clark: (2:03)(Shotgun) 9-M. Stafford pass short middle intended for 89-T. Higbee INTERCEPTED by 36-C. Clark at LA 17, 36-C. Clark for 17 yards, TOUCHDOWN vs. Los Angeles Rams, 01/03/22	INTERCEPTED PASS RETURNED FOR A TOUCHDOWN	34 YDs, Tyrann Mathieu: (14:19) (Shotgun) 8-L.Jackson pass short right intended for 14-S.Watkins INTERCEPTED by 32-T.Mathieu at BLT 34. 32-T.Mathieu for 34 yards, TOUCHDOWN. vs. Kansas City, 09/19/21	
65 YDs, Chuck Clark: (1:28) (Shotgun) 28-J.Taylor right end to BLT 36 for 9 yards (40-M.Harrison, 24-M.Peters). FUMBLES (24-M.Peters), RECOVERED by BLT-36-C.Clark at BLT 35. 36-C.Clark for 65 yards, TOUCHDOWN. @ Indianapolis, 11/08/20	FUMBLE RETURNED FOR A TOUCHDOWN	15 YDs, Myles Garrett: (:58) (Shotgun) T.Huntley sacked at BLT 12 for -8 yards (M.Garrett). FUMBLES (M.Garrett), RECOVERED by CLV-M.Garrett at BLT 15. M.Garrett for 15 yards, TOUCHDOWN. @ Cleveland, 12/12/21	
Matthew Judon: (11:01) 15-G.Minshew II sacked in End Zone for -3 yards, SAFETY (99-M.Judon). vs. Jacksonville, 12/20/20	SAFETY SCORED	Malcom Brown: (10:53) 30-K.Dixon right tackle tackled in End Zone for -1 yards, SAFETY (90-M.Brown, 23-P.Chung). @ New England, 12/12/16	
Baltimore 21, Tennessee 0 @ Tennessee, 10/14/18	SHUTOUT	Tampa Bay 25, Baltimore 0 vs. Tampa Bay, 09/15/02	
4.0 SK, Peter Boulware vs. Minnesota, 01/07/02	FOUR SACK GAME	4.0 SK, Antwan Barnes @ San Diego, 12/18/11	
3.0 SK, Calais Campbell @ Philadelphia, 10/18/20	THREE SACK GAME	3.0 SK, Deatrich Wise Jr. @ New England, 09/25/22	
2.5 SK, Justin Houston @ New Orleans, 11/07/22	TWO SACK GAME	2.0 SK, DeShawn Williams vs. Denver, 12/04/22	
89t YDs, Marcus Peters @ Cincinnati, 11/10/19	70+ YARD INTERCEPTION RETURN	89t YDs, Darqueze Dennard vs. Cincinnati, 12/31/17	
2 INTs, Marcus Williams vs. Miami, 09/18/22	TWO INTERCEPTIONS	2 INTs, Justin Simmons vs. Denver, 12/04/22	
* Never Has Happened *	THREE INTERCEPTIONS	3 INTs, Anthony Henry vs. Cleveland, 11/18/01	
* Never Has Happened *	FOUR INTERCEPTIONS	* Never Has Happened *	
94 YDs, Baltimore 23, Cleveland 20 vs. Cleveland, 10/23/22	LESS THAN 100 NET PASSING YARDS	48 YDs, Baltimore 38, Cincinnati 3 @ Cincinnati, 01/03/21	
131 YDs, Baltimore 26, Atlanta 16 @ Atlanta, 12/02/18	LESS THAN 150 YARDS NET OFFENSE	146 YDs, Jacksonville 12, Baltimore 7 @ Jacksonville, 10/24/11	
195 YDs, Baltimore 38, Cincinnati 3 @ Cincinnati, 01/03/21	LESS THAN 200 YARDS NET OFFENSE	186 YDs, Jacksonville 44, Baltimore 7 @ Jacksonville, 09/24/17	
272 YDs, Baltimore 10, Denver 9 vs. Denver, 12/04/22	LESS THAN 300 YARDS NET OFFENSE	285 YDs, Baltimore 10, Denver 9 vs. Denver, 12/04/22	
3 TO, Baltimore 13, Carolina 3 vs. Carolina, 11/20/22	FORCED THREE+ TURNOVERS	3 TO, Pittsburgh 16, Baltimore 13 vs. Pittsburgh, 01/09/22	

BY RAVENS	SPECIAL TEAMS		BY OPPONENT
103 YDs, Devin Duvernay: 7-J.Sanders kicks 68 yards from MIA 35 to BLT -3. 13-D.Duvernay for 103 yards, TOUCHDOWN. vs. Miami, 09/18/22	KICKOFF RETURNED FOR A TOUCHDOWN	98 YDs, Kene Nwangwu: 9-J.Tucker kicks 63 yards from BLT 35 to MIN 02. 26-K.Nwangwu for 98 yards, TOUCHDOWN. vs. Minnesota, 11/07/21	

THE LAST TIME IT HAPPENED

70 YDs, Cyrus Jones: (13:01) (Punt formation) 5-J.Townsend punts 52 yards to BLT 30, Center-47-T.Sieg. 27-C.Jones for 70 yards, TOUCHDOWN. vs. Oakland, 11/25/18

PUNT RETURNED FOR A TOUCHDOWN

85 YDs, Jamison Crowder: (5:11) (Punt formation) 4-S.Koch punts 45 yards to WAS 15, Center-46-M.Cox. 80-J.Crowder for 85 yards, TOUCHDOWN. vs. Washington, 10/09/16

Brent Urban: (:03) 6-T.Coons 51 yard field goal is BLOCKED (96-B.Urban), Center-47-C.Hughlett, Holder-8-A.Lee, RECOVERED by BLT-33-W.Hill at BLT 36. 33-W.Hill for 64 yards, TOUCHDOWN. @ Cleveland, 11/30/15

BLOCKED FIELD GOAL RETURNED FOR A TOUCHDOWN

* Never Has Happened *

Javorius Allen: (13:44) (Punt formation) 4-J.Berry punt is BLOCKED by 37-J.Allen, Center-60-G.Warren, RECOVERED by BLT-10-C.Moore at PIT 14. 10-C.Moore for 14 yards, TOUCHDOWN. vs. Pittsburgh, 11/06/16

BLOCKED PUNT RETURNED FOR A TOUCHDOWN

Tarell Basham: (12:13) (Punt formation) 4-S.Koch punt is BLOCKED by 93-T.Basham, Center-46-M.Cox, RECOVERED by NYJ-49-B.Bello at BLT 14. 49-B.Bello for 14 yards, TOUCHDOWN. vs. N.Y. Jets, 12/12/19

66 YDs, Justin Tucker: (:03) 9-J.Tucker 66 yard field goal is GOOD, Center-46-N.Moore, Holder-4-S.Koch. @ Detroit, 09/26/21

MADE FIELD GOAL OF 60 YARDS OR LONGER

* Never Has Happened *

55 YDs, Justin Tucker: (4:56) 9-J.Tucker 55 yard field goal is GOOD, Center-46-N.Moore, Holder-11-J.Stout. @ Jacksonville, 11/27/22

MADE FIELD GOAL OF 50-59 YARDS

52 YDs, Brandon McManus: (9:09) 8-B.McManus 52 yard field goal is GOOD, Center-46-J.Bobenmoyer, Holder-17-C.Waitman. vs. Denver, 12/04/22

61 YDs, Justin Tucker: (:04) 9-J.Tucker 61 yard field goal is BLOCKED (79-P.O'Connor), Center-46-N.Moore, Holder-11-J.Stout. @ Tampa Bay, 10/27/22

BLOCKED FIELD GOAL

60 YDs, Cade York: (2:09) 3-C.York 60 yard field goal is BLOCKED (40-M.Harrison), Center-47-C.Hughlett, Holder-13-C.Bojorquez. vs. Cleveland, 10/23/22

Sam Koch: (12:13) (Punt formation) 4-S.Koch punt is BLOCKED by 93-T.Basham, Center-46-M.Cox, RECOVERED by NYJ-49-B.Bello at BLT 14. 49-B.Bello for 14 yards, TOUCHDOWN. vs. N.Y. Jets, 12/12/19

BLOCKED PUNT

Jordan Berry: (13:44) (Punt formation) 4-J.Berry punt is BLOCKED by 37-J.Allen, Center-60-G.Warren, RECOVERED by BLT-10-C.Moore at PIT 14. 10-C.Moore for 14 yards, TOUCHDOWN. vs. Pittsburgh, 11/06/16

Justin Tucker: 9-J.Tucker extra point is No Good, Hit Left Upright, Center-46-N.Moore, Holder-11-J.Stout. @ New England, 09/25/22

MISSED POINT AFTER TOUCHDOWN ATTEMPT

Greg Zuerlein: 6-G.Zuerlein extra point is No Good, Wide Left, Center-42-T.Hennessy, Holder-7-B.Mann. @ N.Y. Jets, 09/11/22

Patrick Murray [Lawrence Guy blocked]: 2-P.Murray extra point is Blocked (93-L.Guy), Center-47-C.Hughlett, Holder-4-B.Colquitt. DEFENSIVE TWO-POINT ATTEMPT. 36-T.Young recovered the blocked kick. ATTEMPT SUCCEEDS. @ Cleveland, 09/18/16

POINT AFTER TOUCHDOWN ATTEMPT BLOCKED

Justin Tucker [Vincent Taylor blocked]: 9-J.Tucker extra point is Blocked (96-V.Taylor), Center-46-M.Cox, Holder-4-S.Koch. DEFENSIVE TWO-POINT ATTEMPT. 20-T.Thomas recovered the blocked kick. ATTEMPT FAILS. @ Cleveland, 12/14/20

Chuck Clark: 9-J.Tucker kicks inside 6 yards from BLT 35 to BLT 41. RECOVERED by BLT-36-C.Clark. @ Cleveland, 12/12/21

SUCCESSFUL ONSIDE KICK

Johnathan Cyprien: 10-J.Scobee kicks inside 17 yards from JAX 35 to BLT 48. RECOVERED by JAX-37-J.Cyprien. vs. Jacksonville, 12/14/14

6 FG, Justin Tucker: (29, 24, 32, 49, 53, 61) @ Detroit, 12/16/13

SIX FIELD GOALS

6 FG, Kai Forbath: (52, 51, 43, 43, 34, 32) @ Minnesota, 10/22/17

5 FG, Justin Tucker: (48, 29, 48, 45, 39) vs. San Diego, 11/01/15

FIVE FIELD GOALS

6 FG, Kai Forbath: (52, 51, 43, 43, 34, 32) @ Minnesota, 10/22/17

4 FG, Justin Tucker: (27, 29, 55, 24) @ Jacksonville, 11/27/22

FOUR FIELD GOALS

4 FG, Chris Boswell: (52, 43, 24, 46) @ Pittsburgh, 12/10/17

4 FG, Justin Tucker: (27, 29, 55, 24) @ Jacksonville, 11/27/22

THREE FIELD GOALS

3 FG, Brandon McManus: (52, 41, 50) vs. Denver, 12/04/22

73 yds, Sam Koch @ New Orleans, 11/24/14

70+ YARD PUNT

70 yds, Logan Cooke @ Jacksonville, 11/27/22

BY RAVENS

BY OPPONENT

TEAM/MISCELLANEOUS

500 YDs, Baltimore 500, Minnesota 318 vs. Minnesota, 11/07/21

500 TOTAL YARDS OF OFFENSE

547 YDs, Miami 547, Baltimore 473 vs. Miami, 09/18/22

415 YDs, Baltimore 415, Jacksonville 332 @ Jacksonville, 11/27/22

400-499 TOTAL YARDS OF OFFENSE

447 YDs, New England 447, Baltimore 394 @ New England, 09/25/22

THE LAST TIME IT HAPPENED

ST: (6:11) (No Huddle, Shotgun) D.Carr sacked at OAK 33 for -5 yards (M.Judon). FUMBLES (M.Judon) [M.Judon], RECOVERED by BLT-T.Suggs at OAK 43. T.Suggs for 43 yards, TOUCHDOWN. Suggs' 3rd career touchdown.DEF: (8:16) L.Jackson left end for 5 yards, TOUCHDOWN.DEF: (11:20) (Shotgun) L.Jackson pass short right to M.Crabtree for 8 yards, TOUCHDOWN.OFF: (13:01) (Punt formation) J.Townsend punts 52 yards to BLT 30, Center-T.Sieg. C.Jones for 70 yards, TOUCHDOWN. vs. Oakland, 11/25/18	TOUCHDOWN ON OFFENSE, DEFENSE AND SPECIAL TEAMS	* Never Has Happened *
Lamar Jackson: TWO-POINT CONVERSION ATTEMPT. 8-L.Jackson pass to 89-M.Andrews is complete. ATTEMPT SUCCEEDS. @ Jacksonville, 11/27/22	MADE TWO-POINT CONVERSION	Trevor Lawrence: TWO-POINT CONVERSION ATTEMPT. 16-T.Lawrence pass to 7-Z.Jones is complete. ATTEMPT SUCCEEDS. @ Jacksonville, 11/27/22
Tyler Huntley: TWO-POINT CONVERSION ATTEMPT. 2-T.Huntley pass to 89-M.Andrews is incomplete. ATTEMPT FAILS. vs. Green Bay, 12/19/21	FAILED TWO-POINT CONVERSION	Rachaad White: TWO-POINT CONVERSION ATTEMPT. 29-R.White rushes right guard. ATTEMPT FAILS. @ Tampa Bay, 10/27/22
Baltimore 59, Miami 10 @ Miami, 09/08/19	50 POINTS	* Never Has Happened *
Baltimore 40, Jacksonville 14 vs. Jacksonville, 12/20/20	40 POINTS	Miami 42, Baltimore 38 vs. Miami, 09/18/22
Baltimore 34, Minnesota 31 vs. Minnesota, 11/07/21	OVERTIME WIN	Pittsburgh 16, Baltimore 13 vs. Pittsburgh, 01/09/22
Pittsburgh 16, Baltimore 13 vs. Pittsburgh, 01/09/22	OVERTIME LOSS	Baltimore 34, Minnesota 31 vs. Minnesota, 11/07/21
Baltimore 10, Philadelphia 10 vs. Philadelphia, 11/16/97	OVERTIME TIE	Baltimore 10, Philadelphia 10 vs. Philadelphia, 11/16/97
0 TO, Baltimore 27, New Orleans 13 @ New Orleans, 11/07/22	NO TURNOVERS	0 TO, Baltimore 10, Denver 9 vs. Denver, 12/04/22
40:31 TOP, Baltimore 38, Cincinnati 3 @ Cincinnati, 01/03/21	OVER 40:00 TIME OF POSSESSION (NON-OT)	40:03 TOP, Baltimore 31, Dallas 29 vs. Dallas, 10/14/12
Baltimore 34, L.A. Chargers 6 vs. L.A. Chargers, 10/17/21	WON GAME BY 20+ POINTS	Cincinnati 41, Baltimore 21 @ Cincinnati, 12/26/21

TEAM RECORD WHEN...

RAVENS 2022 REGULAR SEASON RECORD WHEN...

CATEGORY	2022 SEASON		ALL-TIME		CATEGORY	2022 SEASON		ALL-TIME	
	W-L-T		W-L-T			W-L-T		W-L-T	
OVERALL	8-4		241-187-1		IN SEPTEMBER	2-1		56-35	
HOME	4-2		147-67-1		IN OCTOBER	3-2		48-55	
RAVENS AT M&T BANK STADIUM	4-2		140-59		IN NOVEMBER	2-1		67-44-1	
RAVENS ON THE ROAD	4-2		94-120		IN DECEMBER	1-0		64-46	
RAVENS OUTDOORS	7-4		230-171-1		IN JANUARY	0-0		6-6	
RAVENS INDOORS	1-0		9-16						
					ON SUNDAY NIGHT	1-0		18-13	
RAVENS SCORE FIRST	6-4		167-66-1		ON THURSDAY NIGHT	1-0		9-6	
OPPONENT SCORES FIRST	2-0		74-121		ON MONDAY NIGHT	1-0		16-13	
RAVENS SCORE ON FIRST POSSESSION	2-3		102-53		ON SATURDAY	0-0		4-1	
RAVENS SCORE 20 OR MORE POINTS	5-4		190-74						
RAVENS SCORE 19 OR LESS POINTS	3-0		51-113-1		DAY GAMES	5-4		195-154-1	
RAVENS ALLOW 20 OR MORE	3-4		61-147		NIGHT GAMES	3-0		46-33	
RAVENS ALLOW 19 OR LESS POINTS	5-0		180-40-1						
					VS. AFC NORTH OVERALL	2-0		70-52	
RAVENS LEAD AFTER 1ST QUARTER	4-3		142-41-1		VS. AFC NORTH AT HOME	2-0		42-20	
RAVENS TRAIL AFTER 1ST QUARTER	3-0		49-101		VS. AFC NORTH ON THE ROAD	0-0		28-32	
SCORE TIED AFTER 1ST QUARTER	1-1		50-45						
RAVENS LEAD AT HALFTIME	5-3		186-40-1		VS. AFC	5-3		177-145	
RAVENS TRAIL AT HALFTIME	2-1		40-129		VS. AFC EAST	2-2		29-24	
SCORE TIED AT HALFTIME	1-0		15-18		VS. AFC SOUTH	0-1		23-19	
RAVENS LEAD AFTER 3RD QUARTER	6-3		201-36-1		VS. AFC WEST	1-0		29-22	
RAVENS TRAIL AFTER 3RD QUARTER	1-0		33-142						
SCORE TIED AFTER 3RD QUARTER	1-1		7-9		VS. NFC	3-1		64-42-1	
GAME GOES TO OVERTIME	0-0		15-16-1		VS. NFC EAST	0-1		17-10-1	
					VS. NFC SOUTH	3-0		15-8	
RAVENS HAVE + TURNOVER RATIO	6-1		147-27		VS. NFC NORTH	0-0		11-9	
RAVENS HAVE - TURNOVER RATIO	1-2		42-121-1		VS. NFC WEST	0-0		18-10	
TURNOVER RATIO EVEN	1-1		52-39						
					RAVENS WEARING COLOR RUSH (ALL PURPLE)	0-1		5-2	
RAVENS HAVE 30:00+TOP	6-2		175-68-1		RAVENS WEARING BLACK JERSEYS W/ WHITE PANTS	0-0		7-6	
RAVENS HAVE LESS THAN 30:00 TOP	2-2		66-119		RAVENS WEARING BLACK JERSEYS W/ BLACK PANTS	1-0		18-5	
					RAVENS WEARING BLACK JERSEYS W/ PURPLE PANTS	0-0		2-0	
RAVENS HAVE 100-YARD RUSHER	1-2		85-30-1						
RAVENS HAVE 300 NET PASSING YARDS	0-1		23-22						
RAVENS HAVE 300-YARD PASSER	0-1		28-28						
RAVENS HAVE 1 100-YARD RECEIVER	1-1		51-39						
RAVENS HAVE 2 100-YARD RECEIVERS	0-1		3-4						
RAVENS SCORE A KR TD	0-1		5-6						
RAVENS SCORE A PR TD	0-0		12-3						

REPLAY CHALLENGES

RAVENS

Date	Opp.	Initial Ruling	Ruling Challenged	Ruling
10/2	vs. Buf.	L.Jackson scrambles left end ran ob at BLT 34 for 5 yards (K.Elam).	Short of line to gain	Upheld
11/7	at NO	A.Dalton sacked at BLT 41 for -2 yards (J.Houston).	Down by contact	Upheld
11/20	Vs. Car.	J.Stout punts 41 yards to end zone, Center-N.Moore, Touchback	Touchback	Reversed – J.Stout punts 35 yards to CAR 6, Center-N.Moore, downed by BLT-N.Moore.
TOTALS	1-for-3 (33%)			

OPPONENTS

Date	Opp.	Initial Ruling	Ruling Challenged	Ruling
9/18	vs. Mia.	T.Tagovailoa pass short left to J.Waddle to MIA 45 for 4 yards (M. Humphrey).	Short of line to gain	Upheld
10/16	at NYG	L.Jackson pass short middle to J.Oliver to NYG 32 for 12 yards (D.Belton).	Pass completion	Upheld
10/23	vs. Cle.	L.Jackson scrambles left end to BLT 25 for 7 yards (R.Harrison).	Not down by contact	Upheld
11/27	at Jax.	L.Jackson pass short right to D.Duvernay to BLT 46 for 5 yards (F.Oluokun).	Pass completion	Upheld
TOTALS	0-for-4 (0%)			

REPLAY ASSISTANT

Last two minutes of the half and overtime and any touchdown scoring play or turnover

Date	Opp.	Initial Ruling	Ruling Challenged	Ruling
9/18	vs. Mia.	L.Jackson right tackle for 1 yard, TOUCHDOWN.	Broke the plane	Reversed – runner did not break plane
9/18	vs. Mia.	L.Jackson pass deep middle to M.Andrews for 26 yards, TOUCHDOWN.	Broke the plane	Reversed – runner did not break plane
9/18	vs. Mia.	T.Tagovailoa pass incomplete deep left to J.Waddle	Incomplete pass	Reversed – T.Tagovailoa pass deep left intended for J.Waddle INTERCEPTED by M.Williams at BLT 20.
9/25	at NE	TWO-POINT CONVERSION ATTEMPT. M.Jones pass to R.Stevenson is complete. ATTEMPT SUCCEEDS.	Not down by contact	Reversed – TWO-POINT CONVERSION ATTEMPT. M.Jones pass to R.Stevenson is complete. ATTEMPT FAILS.
10/16	at NYG	L.Jackson pass short right to J.Oliver to NYG 12 for 4 yards (J.Love).	Pass completion	Reversed – L.Jackson pass incomplete short right to J.Oliver.
10/27	at TB	T.Brady pass deep left to J.Jones ran ob at BLT 39 for 22 yards	Pass completion	Reversed – T.Brady pass incomplete deep left to J.Jones
11/27	at Jax.	L.Jackson pass short right to M.Andrews to JAX 31 for 2 yards (F.Oluokun, R.Jenkins). FUMBLES (R.Jenkins), RECOVERED by JAX-R.Jenkins at JAX 30.	Ball was inbounds	Reversed – L.Jackson pass short right to M.Andrews to JAX 30 for 3 yards (F.Oluokun, R.Jenkins). FUMBLES (R.Jenkins), ball out of bounds at JAX 30.
11/27	at Jax.	L.Jackson up the middle for 6 yards, TOUCHDOWN.	Broke the plane	Reversed – L.Jackson up the middle to JAX 1 for 5 yards (A.Cisco, T.Walker).
11/27	at Jax.	T.Lawrence pass short right to M.Jones for 10 yards, TOUCHDOWN.	Pass completion	Upheld
12/4	vs. Den.	(Shotgun) R.Wilson pass short right to J.Jeudy to BLT 22 for 8 yards (K.Hamilton)	First down	Reversed – R.Wilson pass short right to J.Jeudy to BLT 23 for 7 yards (K.Hamilton).
TOTALS	1-for-10 (10%)			

REPLAY CHALLENGES

HARBAUGH CAREER CHALLENGE TOTALS

REGULAR SEASON					POSTSEASON				
Year	No.	Reversed	Upheld	Pct.	Year	No.	Reversed	Upheld	Pct.
2008	7	3	4	42.9	2008	3	2	1	66.7
2009	11	6	5	54.6	2009	2	1	1	50.0
2010	9	1	8	11.1	2010	0	0	0	0.0
2011	12	8	4	66.7	2011	1	0	1	0.0
2012	6	3	3	50.0	2012	1	0	1	0.0
2013	12	7	5	58.3	2013	-	-	-	-
2014	8	1	7	12.5	2014	1	1	0	100.0
2015	8	3	5	37.5	2015	-	-	-	-
2016	5	2	3	40.0	2016	-	-	-	-
2017	9	5	4	55.6	2017	-	-	-	-
2018	6	3	3	50.0	2018	1	1	0	100.0
2019	6	0	6	0.0	2019	0	0	0	0.0
2020	6	3	3	50.0	2020	0	0	0	0.0
2021	6	3	3	50.0	2021	-	-	-	-
2022	3	1	2	33.3	2022	-	-	-	-
Total	114	49	65	43.0	Total	7	3	4	42.8





GAME 1: RAVENS 24, JETS 9

Baltimore (1-0) • N.Y. Jets (0-1)

Sunday, September 11, 2022 • 1:00 PM EDT • MetLife Stadium • N.Y. Jets
Rain and mid 70s Temp: 73° F, Humidity: 79%, Wind: W 3 mph • Attendance: 78,827 • Time: 3:03



Baltimore Ravens	3	7	14	0	—	24
New York Jets	0	3	0	6	—	9

SCORING DRIVES

TEAM	QTR	TIME	SCORING PLAY	BAL	NYJ
Ravens	1	03:16	J.Tucker 24 yd. Field Goal (4-7, 1:40)	3	0
Ravens	2	03:45	D.Duvernay 25 yd. pass from L.Jackson (J.Tucker kick) (3-62, 0:56)	10	0
Jets	2	00:24	G.Zuerlein 45 yd. Field Goal (8-48, 3:21)	10	3
Ravens	3	07:14	D.Duvernay 17 yd. pass from L.Jackson (J.Tucker kick) (6-44, 3:10)	17	3
Ravens	3	02:06	R.Bateman 55 yd. pass from L.Jackson (J.Tucker kick) (5-88, 2:31)	24	3
Jets	4	01:00	T.Conklin 3 yd. pass from J.Flacco (kick failed, wl) (11-43, 1:42)	24	9

NEW YORK JETS (HEAD COACH: ROBERT SALEH)

OFFENSE			DEFENSE		
WR	8	E. Moore	DE	91	J. Franklin-Myers
LT	76	G. Fant	DL	98	S. Rankins
LG	78	L. Tomlinson	DE	95	Q. Williams
C	60	C. McGovern	LB	57	C. Mosley
RG	75	A. Vera-Tucker	LB	56	Q. Williams
RT	61	M. Mitchell	LB	58	C. Lawson
TE	81	L. Cager	LB	9	K. Alexander
TE	83	T. Conklin	CB	4	D. Reed
TE	87	C. Uzomah	CB	1	S. Gardner
QB	19	J. Flacco	S	29	L. Joyner
RB	32	M. Carter	S	3	J. Whitehead

BALTIMORE RAVENS (HEAD COACH: JOHN HARBAUGH)

OFFENSE			DEFENSE		
WR	7	R. Bateman	DT	92	J. Madubuike
WR	13	D. Duvernay	NT	58	M. Pierce
LT	71	J. James	DE	93	C. Campbell
LG	72	B. Powers	RUSH	99	O. Oweh
C	64	T. Linderbaum	MLB	56	J. Bynes
RG	70	K. Zeitler	WLB	6	P. Queen
RT	78	M. Moses	SAM	40	M. Harrison
TE	89	M. Andrews	CB	23	K. Fuller
QB	8	L. Jackson	SS	36	C. Clark
FB	42	P. Ricard	FS	32	M. Williams
RB	17	K. Drake	CB	44	M. Humphrey

OFFICIALS: Referee: Craig Wrolstad (4), Umpire: Steve Woods (54), Down Judge: Jim Mello (48), Side Judge: Jeff Lamberth (21), Back Judge: Grantis Bell (27), Line Judge: Tripp Sutter (37), Field Judge: Jeff Shears, Replay Official: Kevin Stine, Replay Assistant: Gavin Anderson

BALTIMORE RAVENS

PASSING	ATT	CP	YDS	SK/YD	TD	LG	INT	RTG
Lamar Jackson	30	17	213	2/2	3	55t	1	98.3
TOTAL	30	17	213	2/2	3	55T	1	98.3

RUSHING	ATT	YDS	AVG	LG	TD
Kenyan Drake	11	31	2.8	8	0
Lamar Jackson	6	17	2.8	8	0
Mike Davis	2	11	5.5	10	0
Justice Hill	2	4	2.0	3	0
TOTAL	21	63	3.0	10	0

RECEIVING	NO	YDS	AVG	LG	TD
Mark Andrews	5	52	10.4	17	0
Devin Duvernay	4	54	13.5	25t	2
Rashod Bateman	2	59	29.5	55t	1
Demarcus Robinson	2	19	9.5	11	0
Justice Hill	2	7	3.5	5	0
Kenyan Drake	1	15	15.0	15	0
Patrick Ricard	1	7	7.0	7	0
TOTAL	17	213	12.5	55T	3

TOP DEFENSE	TOT	SOLO	AST	SCK	YDS	INT
Marcus Williams	12	10	2	0.0	0.0	1
Patrick Queen	9	5	4	0.5	2.5	0
Chuck Clark	8	4	4	0.0	0.0	0

FIELD GOALS	FGM/FGA	PERCENT	RESULTS
Justin Tucker	1-1	100.0	24G
TOTAL	1-1	100.0	

NEW YORK JETS

PASSING	ATT	CP	YDS	SK/YD	TD	LG	INT	RTG
Joe Flacco	59	37	309	3/12	1	24	1	74.8
TOTAL	59	37	309	3/12	1	24	1	74.8

RUSHING	ATT	YDS	AVG	LG	TD
Michael Carter	10	60	6.0	22	0
Breece Hall	6	23	3.8	14	0
Joe Flacco	1	0	0.0	0	0
TOTAL	17	83	4.9	22	0

RECEIVING	NO	YDS	AVG	LG	TD
Michael Carter	7	40	5.7	11	0
Corey Davis	6	77	12.8	17	0
Breece Hall	6	38	6.3	16	0
Elijah Moore	5	49	9.8	24	0
Braxton Berrios	5	37	7.4	13	0
Garrett Wilson	4	52	13.0	19	0
Tyler Conklin	4	16	4.0	6	1
TOTAL	37	309	8.4	24	1

TOP DEFENSE	TOT	SOLO	AST	SCK	YDS	INT
C.J. Mosley	11	7	4	0.0	0.0	0
Quincy Williams	6	6	0	1.0	0.0	0
Jordan Whitehead	5	4	1	0.0	0.0	0

FIELD GOALS	FGM/FGA	PERCENT	RESULTS
Greg Zuerlein	1-2	50.0	45WL, 45G
TOTAL	1-2	50.0	

GAME HIGHLIGHTS

- Baltimore now owns a 10-2 all-time regular season series lead over the Jets, including 4-2 as the visitors, and a 5-1 record against New York during the **John Harbaugh** Era (since 2008).
- QB Lamar Jackson** completed 17-of-30 passes for 213 yards and 3 TDs (98.3 rating) with 1 INT, while adding 17 rushing yards on 6 carries. It marks the 14th time in Jackson's career that he's notched at least 3 TD passes, with Baltimore owning a 13-1 record in such contests.
- WR Devin Duvernay** posted career highs in receptions (4, tied), receiving yards (54) and TD grabs (2), while **WR Rashod Bateman** caught a 55-yard TD, marking the longest reception of his career.
- S Marcus Williams** had a team-high and career single-game best 12 tackles (10 solo), while adding 1 INT (returned 33 yards) – his first as a Raven.
- The Ravens' defense permitted just 2-of-14 (14.3%) third-down conversions against the Jets.

Team Statistics

	Ravens	Jets
First Downs	13	24
3rd-Down Eff. (Made/Att/Pct)	5/13/38%	2/14/14%
4th-Down Eff. (Made/Att/Pct)	0/0/0%	3/4/75%
Total Net Yards	274	380
Total Plays	53	79
Yards Per Play	5.2	4.8
Rushes/Net Yards	21/63	17/83
Net Passing	211	297
Pass Attempts/Completions	30/17	59/37
Had Intercepted	1	1
Sacked/Yards Lost	2/2	3/12
Punts/Average	6/48.5	6/42.2
Penalties/Yards	5/29	6/81
Fumbles/Lost	1/0	2/1
Possession Time	27:30	32:30



GAME 2: DOLPHINS 42, RAVENS 38

Miami (2-0) • Baltimore (1-1)

Sunday, September 18, 2022 • 1:00 PM EDT • M&T Bank Stadium • Baltimore
Sunny Temp: 82° F, Humidity: 61%, Wind: NE 6 mph • Attendance: 70,582 • Time: 3:20



Miami Dolphins	0	7	7	28	—	42
Baltimore Ravens	7	21	7	3	—	38

SCORING DRIVES

TEAM	QTR	TIME	SCORING PLAY	MIA	BAL
Ravens	1	14:47	D.Duvernay 103 yd. kickoff return (J.Tucker kick) (0-0, 0:13)	0	7
Dolphins	2	10:54	J.Waddle 6 yd. pass from T.Tagovailoa (J.Sanders kick) (6-94, 3:49)	7	7
Ravens	2	10:44	R.Bateman 75 yd. pass from L.Jackson (J.Tucker kick) (1-75, 0:10)	7	14
Ravens	2	04:03	M.Andrews 1 yd. pass from L.Jackson (J.Tucker kick) (6-66, 2:43)	7	21
Ravens	2	00:29	D.Robinson 12 yd. pass from L.Jackson (J.Tucker kick) (6-80, 0:51)	7	28
Dolphins	3	07:52	M.Gesicki 14 yd. pass from T.Tagovailoa (J.Sanders kick) (12-75, 7:08)	14	28
Ravens	3	00:26	L.Jackson 79 yd. run (J.Tucker kick) (3-87, 1:35)	14	35
Dolphins	4	12:12	R.Cracraft 2 yd. pass from T.Tagovailoa (J.Sanders kick) (7-75, 3:14)	21	35
Dolphins	4	07:47	T.Hill 48 yd. pass from T.Tagovailoa (J.Sanders kick) (5-59, 1:24)	28	35
Dolphins	4	05:19	T.Hill 60 yd. pass from T.Tagovailoa (J.Sanders kick) (3-64, 1:27)	35	35
Ravens	4	02:18	J.Tucker 51 yd. Field Goal (6-42, 3:01)	35	38
Dolphins	4	00:14	J.Waddle 7 yd. pass from T.Tagovailoa (J.Sanders kick) (6-68, 2:04)	42	38

MIAMI DOLPHINS (HEAD COACH: MIKE MCDANIEL)

OFFENSE			DEFENSE		
WR	10	T. Hill	DE	94	C. Wilkins
WR	17	J. Waddle	NT	92	Z. Sieler
LT	72	T. Armstead	DT	98	R. Davis
LG	74	L. Eichenberg	LB	55	J. Baker
C	58	C. Williams	LB	45	D. Riley
RG	68	R. Hunt	LB	52	E. Roberts
RT	75	G. Little	LB	15	J. Phillips
TE	81	D. Smythe	CB	25	X. Howard
QB	1	T. Tagovailoa	CB	40	N. Needham
RB	31	R. Mostert	S	8	J. Holland
FB	30	A. Ingold	S	29	B. Jones

BALTIMORE RAVENS (HEAD COACH: JOHN HARBAUGH)

OFFENSE			DEFENSE		
WR	13	D. Duvernay	DT	92	J. Madubuike
LT	65	P. Mekari	NT	58	M. Pierce
LG	72	B. Powers	DE	93	C. Campbell
C	64	T. Linderbaum	RUSH	99	O. Oweh
RG	70	K. Zeitler	MLB	56	J. Bynes
RT	78	M. Moses	WLB	6	P. Queen
TE	89	M. Andrews	SAM	40	M. Harrison
TE	84	J. Oliver	CB	24	M. Peters
QB	8	L. Jackson	SS	36	C. Clark
FB	42	P. Ricard	FS	32	M. Williams
RB	17	K. Drake	CB	44	M. Humphrey

OFFICIALS: Referee: Adrian Hill (29), Umpire: Roy Ellison (81), Down Judge: David Oliver (24), Field Judge: Mearl Robinson (31), Back Judge: Keith Ferguson (61), Side Judge: Jim Quirk (5), Replay Official: Roddy Ames, Line Judge: Kevin Codey (16)

MIAMI DOLPHINS

PASSING	ATT	CP	YDS	SK/YD	TD	LG	INT	RTG
Tua Tagovailoa	50	36	469	1/8	6	60t	2	124.1
TOTAL	50	36	469	1/8	6	60T	2	124.1

RUSHING	ATT	YDS	AVG	LG	TD
Raheem Mostert	11	51	4.6	11	0
Chase Edmonds	5	33	6.6	28	0
Alec Ingold	1	1	1.0	1	0
Tua Tagovailoa	1	1	1.0	1	0
TOTAL	18	86	4.8	28	0

RECEIVING	NO	YDS	AVG	LG	TD
Tyreek Hill	11	190	17.3	60t	2
Jaylen Waddle	11	171	15.5	59	2
Mike Gesicki	4	41	10.3	14t	1
Raheem Mostert	3	28	9.3	13	0
Alec Ingold	2	15	7.5	13	0
Trent Sherfield	2	9	4.5	12	0
Chase Edmonds	1	8	8.0	8	0
Durham Smythe	1	5	5.0	5	0
River Cracraft	1	2	2.0	2t	1
TOTAL	36	469	13.0	60T	6

TOP DEFENSE	TOT	SOLO	AST	SCK	YDS	INT
Christian Wilkins	8	6	2	0.0	0.0	0
Eric Rowe	6	6	0	0.0	0.0	0
Duke Riley	4	3	1	0.0	0.0	0

FIELD GOALS	FGM/FGA	PERCENT	RESULTS
	No Field Goals		

BALTIMORE RAVENS

PASSING	ATT	CP	YDS	SK/YD	TD	LG	INT	RTG
Lamar Jackson	29	21	318	0/0	3	75t	0	142.6
TOTAL	29	21	318	0/0	3	75T	0	142.6

RUSHING	ATT	YDS	AVG	LG	TD
Lamar Jackson	9	119	13.2	79t	1
Justice Hill	3	16	5.3	13	0
Kenyan Drake	6	8	1.3	6	0
Patrick Ricard	1	5	5.0	5	0
Mike Davis	5	4	0.8	3	0
Mark Andrews	1	3	3.0	3	0
TOTAL	25	155	6.2	79T	1

RECEIVING	NO	YDS	AVG	LG	TD
Mark Andrews	9	104	11.6	25	1
Rashod Bateman	4	108	27.0	75t	1
Isaiah Likely	4	43	10.8	34	0
Devin Duvernay	2	42	21.0	26	0
Demarcus Robinson	1	12	12.0	12t	1
Tylan Wallace	1	9	9.0	9	0
TOTAL	21	318	15.1	75T	3

TOP DEFENSE	TOT	SOLO	AST	SCK	YDS	INT
Marcus Williams	10	7	3	0.0	0.0	2
Marlon Humphrey	7	4	3	0.0	0.0	0
Chuck Clark	5	5	0	0.0	0.0	0

FIELD GOALS	FGM/FGA	PERCENT	RESULTS
Justin Tucker	1-1	100.0	51G
TOTAL	1-1	100.0	

GAME HIGHLIGHTS

- **QB Lamar Jackson** (119 rushing yards) eclipsed the century mark for the 11th time, surpassing Michael Vick for the most 100-yard rushing games by a QB in NFL history, also becoming the first player to throw a TD of 75-plus yards and rush for a TD of 75-plus yards in a single game.
- **S Marcus Williams** had a game-high 10 tackles and 2 INTs, marking his second-career multi-INT game and first since 12/31/17 at TB (w/ NO).
- **WR Devin Duvernay** registered a 103-yard KOR-TD to open the game, marking the league's first KOR-TD of the 2022 season and the second (93 yards on 9/28/20 vs. KC) of Duvernay's career. It also marked the first opening-game kickoff for a TD in Ravens history.
- **TE Mark Andrews'** receiving TD was the 30th of his career, passing WR Derrick Mason (29) for third most in team history. Andrews also joined Mike Ditka (32), Antonio Gates (43), Tony Gonzalez (30), Jimmy Graham (51), Rob Gronkowski (54) and Kellen Winslow Sr. (35) as one of seven TEs in NFL history to reach that mark in the first five seasons of a career.

Team Statistics

	Dolphins	Ravens
First Downs	27	23
3rd-Down Eff. (Made/Att/Pct)	7/11/64%	3/10/30%
4th-Down Eff. (Made/Att/Pct)	2/2/100%	1/3/33%
Total Net Yards	547	473
Total Plays	69	54
Yards Per Play	7.9	8.8
Rushes/Net Yards	18/86	25/155
Net Passing	461	318
Pass Attempts/Completions	50/36	29/21
Had Intercepted	2	0
Sacked/Yards Lost	1/8	0/0
Punts/Average	2/41.0	2/40.5
Penalties/Yards	8/51	1/5
Fumbles/Lost	0/0	1/0
Possession Time	34:47	25:13



GAME 3: RAVENS 37, PATRIOTS 26

Baltimore (2-1) • New England (1-2)

Sunday, September 25, 2022 • 1:00 PM EDT • Gillette Stadium • New England

Mostly Cloudy Temp: 66° F, Humidity: 61%, Wind: NE 10 mph • Attendance: 65,878 • Time: 3:04



Baltimore Ravens	7	7	17	6	—	37
New England Patriots	0	13	7	6	—	26

SCORING DRIVES

TEAM	QTR	TIME	SCORING PLAY	BAL	NE
Ravens	1	04:09	M.Andrews 5 yd. pass from L.Jackson (J.Tucker kick) (11-69, 6:23)	7	0
Patriots	2	14:57	N.Folk 35 yd. Field Goal (7-62, 4:12)	7	3
Patriots	2	05:58	M.Jones 3 yd. run (N.Folk kick) (6-32, 2:14)	7	10
Ravens	2	00:30	M.Andrews 16 yd. pass from L.Jackson (J.Tucker kick) (9-75, 5:28)	14	10
Patriots	2	00:00	N.Folk 50 yd. Field Goal (5-43, 0:30)	14	13
Patriots	3	12:14	D.Harris 2 yd. run (N.Folk kick) (7-75, 2:46)	14	20
Ravens	3	08:39	J.Oliver 1 yd. pass from L.Jackson (J.Tucker kick) (7-75, 3:35)	21	20
Ravens	3	04:41	D.Duvernay 4 yd. pass from L.Jackson (J.Tucker kick) (4-44, 1:37)	28	20
Ravens	3	02:33	J.Tucker 56 yd. Field Goal (4-5, 1:31)	31	20
Patriots	4	12:39	R.Stevenson 1 yd. run (pass failed) (9-75, 4:54)	31	26
Ravens	4	03:00	L.Jackson 9 yd. run (kick failed, hlu) (7-73, 2:35)	37	26

NEW ENGLAND PATRIOTS (HEAD COACH: BILL BELICHIK)

OFFENSE			DEFENSE		
WR	1	D. Parker	LE	91	D. Wise Jr.
LT	77	T. Brown	DL	92	D. Godchaux
LG	69	C. Strange	RE	93	L. Guy
C	60	D. Andrews	LB	9	M. Judon
RG	71	M. Onwenu	LB	8	J. Bentley
RT	76	I. Wynn	LB	30	M. Wilson Sr.
TE	85	H. Henry	LCB	31	J. Jones
WR	15	N. Agholor	RCB	2	J. Mills
WR	84	K. Bourne	S	21	A. Phillips
QB	10	M. Jones	S	32	D. McCourty
RB	37	D. Harris	DB	3	J. Peppers

BALTIMORE RAVENS (HEAD COACH: JOHN HARBAUGH)

OFFENSE			DEFENSE		
WR	7	R. Bateman	DT	92	J. Madubuike
WR	13	D. Duvernay	NT	58	M. Pierce
LT	65	P. Mekari	DE	93	C. Campbell
LG	72	B. Powers	RUSH	50	J. Houston
C	64	T. Linderbaum	MLB	56	J. Bynes
RG	70	K. Zeitler	WLB	6	P. Queen
RT	78	M. Moses	CB	24	M. Peters
TE	89	M. Andrews	SS	36	C. Clark
QB	8	L. Jackson	FS	32	M. Williams
FB	42	P. Ricard	CB	44	M. Humphrey
RB	27	J. Dobbins	DB	5	J. Armour-Davis

OFFICIALS: Referee: Bill Vinovich (52), Field Judge: Joe Blubaugh (57), Down Judge: Jerry Bergman (91), Line Judge: Mark Perlman (9), Umpire: Alex Moore (49), Side Judge: Jimmy Buchanan (86), Back Judge: Jimmy Russell (82), Replay Official: Mark Butterworth

BALTIMORE RAVENS

PASSING	ATT	CP	YDS	SK/YD	TD	LG	INT	RTG
Lamar Jackson	29	18	218	4/12	4	35	1	110.3
TOTAL	29	18	218	4/12	4	35	1	110.3

RUSHING	ATT	YDS	AVG	LG	TD
Lamar Jackson	11	107	9.7	38	1
Justice Hill	6	60	10.0	34	0
J.K. Dobbins	7	23	3.3	5	0
Devin Duvernay	2	-2	-1.0	2	0
TOTAL	26	188	7.2	38	1

RECEIVING	NO	YDS	AVG	LG	TD
Mark Andrews	8	89	11.1	25	2
Rashod Bateman	2	59	29.5	35	0
Devin Duvernay	2	25	12.5	21	1
J.K. Dobbins	2	17	8.5	11	0
Josh Oliver	2	8	4.0	7	1
Patrick Ricard	1	12	12.0	12	0
Isaiah Likely	1	8	8.0	8	0
TOTAL	18	218	12.1	35	4

TOP DEFENSE	TOT	SOLO	AST	SCK	YDS	INT
Josh Bynes	10	8	2	0.0	0.0	1
Chuck Clark	8	6	2	0.0	0.0	0
Patrick Queen	5	4	1	1.0	7.0	0

FIELD GOALS	FGM/FGA	PERCENT	RESULTS
Justin Tucker	1-1	100.0	56G
TOTAL	1-1	100.0	

NEW ENGLAND PATRIOTS

PASSING	ATT	CP	YDS	SK/YD	TD	LG	INT	RTG
Mac Jones	32	22	321	3/19	0	40	3	62.1
TOTAL	32	22	321	3/19	0	40	3	62.1

RUSHING	ATT	YDS	AVG	LG	TD
Rhamondre Stevenson	12	73	6.1	18	1
Damien Harris	11	41	3.7	10	1
Mac Jones	5	31	6.2	15	1
TOTAL	28	145	5.2	18	3

RECEIVING	NO	YDS	AVG	LG	TD
DeVante Parker	5	156	31.2	40	0
Kendrick Bourne	4	58	14.5	26	0
Rhamondre Stevenson	4	28	7.0	11	0
Jonnu Smith	4	25	6.3	8	0
Nelson Agholor	2	41	20.5	28	0
Damien Harris	2	5	2.5	9	0
Hunter Henry	1	8	8.0	8	0
TOTAL	22	321	14.6	40	0

TOP DEFENSE	TOT	SOLO	AST	SCK	YDS	INT
Devin McCourty	8	7	1	0.0	0.0	0
Adrian Phillips	7	3	4	0.0	0.0	0
Jabrill Peppers	6	5	1	0.0	0.0	0

FIELD GOALS	FGM/FGA	PERCENT	RESULTS
Nick Folk	2-2	100.0	35G, 50G
TOTAL	2-2	100.0	

GAME HIGHLIGHTS

- Head coach **John Harbaugh** has led the Ravens to 150 total wins since his 2008 arrival, ranking as the league's fifth most. (He has compiled an impressive 150-97 overall record.)
- QB Lamar Jackson** became the first player in the Super Bowl era with 10+ pass TD and 100+ rush yards in the first three games of a season.
- TE Mark Andrews** recorded a team-high 8 receptions for 89 yards and 2 TDs. In his seventh-career multi-TD performance, the second most by a Raven (**Todd Heap** – 9), Andrews also surpassed **WR Torrey Smith** for the second-most TD receptions (31) in team history (Heap – 41).
- CB Marcus Peters**, who posted 2 takeaways (1 INT & 1 FR), has 41 total takeaways (32 INTs), which are both good for the NFL's most since entering the league in 2015.
- With 1 INT, **CB Marlon Humphrey** (10 INTs) became the third Raven in franchise history to register double-digit INTs and double-digit FFs (12) throughout a career. In doing so, he joined Hall of Famers **LB Ray Lewis** (31 INTs & 19 FFs) and **S Ed Reed** (61 INTs & 11 FFs) as the only Ravens to accomplish that feat.

Team Statistics

	Ravens	Patriots
First Downs	19	22
3rd-Down Eff. (Made/Att/Pct)	5/11/45%	2/9/22%
4th-Down Eff. (Made/Att/Pct)	0/0/0%	1/2/50%
Total Net Yards	394	447
Total Plays	59	63
Yards Per Play	6.7	7.1
Rushes/Net Yards	26/188	28/145
Net Passing	206	302
Pass Attempts/Completions	29/18	32/22
Had Intercepted	1	3
Sacked/Yards Lost	4/12	3/19
Punts/Average	3/44.3	2/50.0
Penalties/Yards	2/10	3/16
Fumbles/Lost	1/1	3/1
Possession Time	30:36	29:24



GAME 4: BILLS 23, RAVENS 20

Buffalo (3-1) • Baltimore (2-2)

Sunday, October 2, 2022 • 1:00 PM EDT • M&T Bank Stadium • Baltimore
Cloudy, Showers Temp: 52° F, Humidity: 35%, Wind: NNE 10 mph • Attendance: 70,494 • Time: 3:02



Buffalo Bills	3	7	10	3	—	23
Baltimore Ravens	14	6	0	0	—	20

SCORING DRIVES

TEAM	QTR	TIME	SCORING PLAY	BUF	BAL
Ravens	1	13:26	J.Dobbins 1 yd. pass from L.Jackson (J.Tucker kick) (2-4, 0:42)	0	7
Bills	1	10:14	T.Bass 38 yd. Field Goal (8-37, 3:12)	3	7
Ravens	1	01:06	J.Dobbins 4 yd. run (J.Tucker kick) (15-81, 9:08)	3	14
Ravens	2	12:54	J.Tucker 42 yd. Field Goal (5-12, 2:26)	3	17
Ravens	2	03:39	J.Tucker 51 yd. Field Goal (11-38, 7:40)	3	20
Bills	2	00:09	I.McKenzie 4 yd. pass from J.Allen (T.Bass kick) (11-76, 1:38)	10	20
Bills	3	09:42	T.Bass 39 yd. Field Goal (10-51, 4:07)	13	20
Bills	3	03:26	J.Allen 11 yd. run (T.Bass kick) (9-80, 3:27)	20	20
Bills	4	00:00	T.Bass 21 yd. Field Goal (12-77, 4:09)	23	20

BUFFALO BILLS (HEAD COACH: SEAN MCDERMOTT)

OFFENSE			DEFENSE		
WR	13	G. Davis	EDGE	50	G. Rousseau
WR	6	I. McKenzie	DT	99	T. Settle
LT	73	D. Dawkins	DT	92	D. Jones
LG	76	R. Saffold	EDGE	40	V. Miller
C	60	M. Morse	MLB	58	M. Milano
RG	71	R. Bates	MLB	49	T. Edmunds
RT	79	S. Brown	CB	7	T. Johnson
TE	88	D. Knox	CB	24	K. Elam
WR	14	S. Diggs	CB	30	D. Jackson
QB	17	J. Allen	S	21	J. Poyer
RB	26	D. Singletary	S	3	D. Hamlin

BALTIMORE RAVENS (HEAD COACH: JOHN HARBAUGH)

OFFENSE			DEFENSE		
WR	7	R. Bateman	DT	96	B. Washington
WR	13	D. Duvernay	DE	93	C. Campbell
LT	77	D. Faalele	RUSH	99	O. Oweh
LG	72	B. Powers	MLB	56	J. Bynes
C	64	T. Linderbaum	MLB	6	P. Queen
RG	70	K. Zeitler	SAM	4	J. Pierre-Paul
RT	78	M. Moses	CB	24	M. Peters
TE	89	M. Andrews	SS	36	C. Clark
QB	8	L. Jackson	FS	32	M. Williams
FB	42	P. Ricard	CB	44	M. Humphrey
RB	27	J. Dobbins	DB	21	B. Stephens

OFFICIALS: Referee: Jerome Boger (23), Umpire: Barry Anderson (20), Line Judge: Rusty Baynes (59), Down Judge: Frank LeBlanc (44), Field Judge: Alonzo Ramsey III (80), Side Judge: Jonah Monroe (120), Back Judge: Steve Patrick (17), Replay Official: Saleem Choudhry, Replay Assistant: Yvonda Lewis

BUFFALO BILLS

PASSING	ATT	CP	YDS	SK/YD	TD	LG	INT	RTG
Josh Allen	36	19	213	1/12	1	23	1	68.4
TOTAL	36	19	213	1/12	1	23	1	68.4

RUSHING	ATT	YDS	AVG	LG	TD
Josh Allen	11	70	6.4	20	1
Devin Singletary	11	49	4.5	18	0
Zack Moss	3	6	2.0	5	0
TOTAL	25	125	5.0	20	1

RECEIVING	NO	YDS	AVG	LG	TD
Stefon Diggs	4	62	15.5	23	0
Devin Singletary	4	47	11.8	16	0
Isaiah McKenzie	4	21	5.3	8	1
Dawson Knox	3	40	13.3	20	0
Khalil Shakir	2	23	11.5	14	0
Gabe Davis	1	13	13.0	13	0
Jamison Crowder	1	7	7.0	7	0
TOTAL	19	213	11.2	23	1

TOP DEFENSE	TOT	SOLO	AST	SCK	YDS	INT
Matt Milano	13	11	2	0.0	0.0	0
Tremaine Edmunds	9	5	4	0.0	0.0	0
Damar Hamlin	8	7	1	0.0	0.0	0

FIELD GOALS	FGM/FGA	PERCENT	RESULTS
Tyler Bass	3-3	100.0	38G, 39G, 21G
TOTAL	3-3	100.0	

BALTIMORE RAVENS

PASSING	ATT	CP	YDS	SK/YD	TD	LG	INT	RTG
Lamar Jackson	29	20	144	2/10	1	21	2	63.0
TOTAL	29	20	144	2/10	1	21	2	63.0

RUSHING	ATT	YDS	AVG	LG	TD
Lamar Jackson	11	73	6.6	18	0
Justice Hill	8	45	5.6	14	0
J.K. Dobbins	13	41	3.2	16	1
Patrick Ricard	1	3	3.0	3	0
TOTAL	33	162	4.9	18	1

RECEIVING	NO	YDS	AVG	LG	TD
Devin Duvernay	4	51	12.8	21	0
J.K. Dobbins	4	22	5.5	20	1
Rashod Bateman	3	17	5.7	13	0
Patrick Ricard	3	17	5.7	7	0
Mark Andrews	2	15	7.5	9	0
Justice Hill	2	12	6.0	10	0
Demarcus Robinson	2	10	5.0	7	0
TOTAL	20	144	7.2	21	1

TOP DEFENSE	TOT	SOLO	AST	SCK	YDS	INT
Odafe Oweh	7	6	1	1.0	12.0	0
Chuck Clark	6	3	3	0.0	0.0	0
Patrick Queen	5	4	1	0.0	0.0	0

FIELD GOALS	FGM/FGA	PERCENT	RESULTS
Justin Tucker	2-2	100.0	42G, 51G
TOTAL	2-2	100.0	

GAME HIGHLIGHTS

- **S Marcus Williams** recorded his fourth takeaway of the season on a FR following an **OLB Odafe Oweh** FF in the first quarter. Williams' 4 takeaways (3 INTs & 1 FR) are tied with CB Chris McAlister (2008 – 3 INTs & 1 FR) for the most by a player through four games of a season in franchise history.
- **Oweh** recorded a season-high 7 tackles (6 solo), including 1 sack (-12 yards), while adding 1 FF. The second-year veteran totaled his sixth-career sack and fourth-career FF.
- **RB J.K. Dobbins** rushed for 41 yards on 13 carries and 1 TD, also recording 1 TD on a shovel pass from QB Lamar Jackson for the game's first points. It marked Dobbins' first-career receiving TD and his first score since the 2020 season, after missing the entire 2021 campaign due to a knee injury.
- **CB Marlon Humphrey** recorded an INT on Buffalo's opening possession, marking his second-consecutive game with a pick and the second time in his career he's accomplished that feat (also W15-W16 of 2018). His career-high 26-yard INT return brought Baltimore inside the Bills' 10-yard line and led to the Ravens' opening TD.

Team Statistics

	Bills	Ravens
First Downs	22	22
3rd-Down Eff. (Made/Att/Pct)	4/11/36%	6/13/46%
4th-Down Eff. (Made/Att/Pct)	1/1/100%	1/2/50%
Total Net Yards	326	296
Total Plays	62	64
Yards Per Play	5.3	4.6
Rushes/Net Yards	25/125	33/162
Net Passing	201	134
Pass Attempts/Completions	36/19	29/20
Had Intercepted	1	2
Sacked/Yards Lost	1/12	2/10
Punts/Average	3/45.3	3/50.7
Penalties/Yards	4/31	9/70
Fumbles/Lost	2/1	0/0
Possession Time	21:50	38:10



GAME 5: BENGALS 17, RAVENS 19

Cincinnati (2-3) • Baltimore (3-2)

Sunday, October 9, 2022 • 8:20 PM EDT • M&T Bank Stadium • Baltimore
Clear Temp: 60° F, Humidity: 42%, Wind: SW 3 mph • Attendance: 70,548 • Time: 2:57



Cincinnati Bengals	0	10	0	7	—	17
Baltimore Ravens	3	7	3	6	—	19

SCORING DRIVES

TEAM	QTR	TIME	SCORING PLAY	CIN	BAL
Ravens	1	08:03	J.Tucker 37 yd. Field Goal (10-51, 4:54)	0	3
Ravens	2	13:26	M.Andrews 11 yd. pass from L.Jackson (J.Tucker kick) (7-50, 2:55)	0	10
Bengals	2	04:54	H.Hurst 19 yd. pass from J.Burrow (E.McPherson kick) (7-83, 4:24)	7	10
Bengals	2	00:04	E.McPherson 40 yd. Field Goal (11-62, 1:50)	10	10
Ravens	3	10:49	J.Tucker 58 yd. Field Goal (4-6, 1:35)	10	13
Ravens	4	09:42	J.Tucker 25 yd. Field Goal (15-91, 8:03)	10	16
Bengals	4	01:53	J.Burrow 1 yd. run (E.McPherson kick) (13-75, 7:44)	17	16
Ravens	4	00:00	J.Tucker 43 yd. Field Goal (7-50, 1:58)	17	19

CINCINNATI BENGALS (HEAD COACH: ZAC TAYLOR)

OFFENSE			DEFENSE		
WR	1	J. Chase	LDE	94	S. Hubbard
WR	83	T. Boyd	NT	68	J. Tupou
LT	73	J. Williams	DT	95	Z. Carter
LG	67	C. Volson	DT	92	B. Hill
C	64	T. Karras	RDE	91	T. Hendrickson
RG	65	A. Cappa	LB	55	L. Wilson
RT	71	L. Collins	LB	57	G. Pratt
TE	88	H. Hurst	CB	20	E. Apple
WR	85	T. Higgins	CB	22	C. Awuzie
QB	9	J. Burrow	S	24	V. Bell
HB	28	J. Mixon	S	30	J. Bates III

BALTIMORE RAVENS (HEAD COACH: JOHN HARBAUGH)

OFFENSE			DEFENSE		
WR	13	D. Duvernay	DT	92	J. Madubuike
LT	79	R. Stanley	DE	93	C. Campbell
LG	72	B. Powers	RUSH	99	O. Oweh
C	64	T. Linderbaum	MLB	56	J. Bynes
RG	70	K. Zeitler	WLB	6	P. Queen
RT	78	M. Moses	SAM	4	J. Pierre-Paul
TE	89	M. Andrews	CB	24	M. Peters
TE	84	J. Oliver	SS	36	C. Clark
QB	8	L. Jackson	FS	32	M. Williams
FB	42	P. Ricard	CB	44	M. Humphrey
RB	27	J. Dobbins	DB	21	B. Stephens

OFFICIALS: Referee: Scott Novak (1), Umpire: Ramon George (128), Down Judge: Derick Bowers (74), Line Judge: Walt Coleman IV (65), Field Judge: Trawick Boger (2), Back Judge: Terrence Miles (111), Replay Official: Matt Sumstine, Side Judge: Anthony Jeffries (36), Replay Assistant: Tim England

CINCINNATI BENGALS

PASSING	ATT	CP	YDS	SK/YD	TD	LG	INT	RTG
Joe Burrow	35	24	217	2/15	1	33	1	82.7
Tyler Boyd	0	0	0	1/12	0	0	0	0.0
TOTAL	35	24	217	3/27	1	33	1	82.7

RUSHING	ATT	YDS	AVG	LG	TD
Joe Mixon	14	78	5.6	12	0
Samaje Perine	3	17	5.7	9	0
Joe Burrow	3	6	2.0	3	1
Ja'Marr Chase	1	0	0.0	0	0
TOTAL	21	101	4.8	12	1

RECEIVING	NO	YDS	AVG	LG	TD
Ja'Marr Chase	7	50	7.1	13	0
Hayden Hurst	6	53	8.8	19t	1
Samaje Perine	4	39	9.8	15	0
Tyler Boyd	3	32	10.7	18	0
Joe Mixon	3	10	3.3	6	0
Mike D. Thomas	1	33	33.0	33	0
TOTAL	24	217	9.0	33	1

TOP DEFENSE	TOT	SOLO	AST	SCK	YDS	INT
Germaine Pratt	8	2	6	1.0	4.0	0
Logan Wilson	7	7	0	0.0	0.0	0
Vonn Bell	7	5	2	0.0	0.0	1

FIELD GOALS	FGM/FGA	PERCENT	RESULTS
Evan McPherson	1-1	100.0	40G
TOTAL	1-1	100.0	

BALTIMORE RAVENS

PASSING	ATT	CP	YDS	SK/YD	TD	LG	INT	RTG
Lamar Jackson	32	19	174	1/4	1	21	1	71.6
TOTAL	32	19	174	1/4	1	21	1	71.6

RUSHING	ATT	YDS	AVG	LG	TD
Lamar Jackson	12	58	4.8	19	0
J.K. Dobbins	8	44	5.5	17	0
Kenyan Drake	4	26	6.5	14	0
Devin Duvernay	3	24	8.0	12	0
Mike Davis	1	3	3.0	3	0
TOTAL	28	155	5.5	19	0

RECEIVING	NO	YDS	AVG	LG	TD
Mark Andrews	8	89	11.1	20	1
Devin Duvernay	5	54	10.8	21	0
Isaiah Likely	2	7	3.5	5	0
Demarcus Robinson	1	8	8.0	8	0
Tylan Wallace	1	8	8.0	8	0
James Proche II	1	7	7.0	7	0
Kenyan Drake	1	1	1.0	1	0
TOTAL	19	174	9.2	21	1

TOP DEFENSE	TOT	SOLO	AST	SCK	YDS	INT
Patrick Queen	7	5	2	0.0	0.0	1
Chuck Clark	7	3	4	0.0	0.0	0
Josh Bynes	6	4	2	1.0	7.0	0

FIELD GOALS	FGM/FGA	PERCENT	RESULTS
Justin Tucker	4-4	100.0	37G, 58G, 25G, 43G
TOTAL	4-4	100.0	

GAME HIGHLIGHTS

- **K Justin Tucker** converted a 37-yard FG for the game's first points, a 58-yarder to put Baltimore ahead 13-10, a 25-yarder to extend Baltimore's lead to 16-10 and a 43-yard game-winner as time expired.
- Under **John Harbaugh** (since 2008), the Ravens are 19-2 at home in primetime games, producing the NFL's best such winning percentage (.905), while Baltimore is 8-1 at home on Sunday Night Football under Harbaugh.
- **TE Mark Andrews** recorded a TD grab in his fourth-consecutive primetime performance, marking the NFL's longest active streak. He also posted his 23rd-career game with at least 50 receiving yards.
- **ILB Patrick Queen** posted a team-high 7 tackles (5 solo) and 1 INT. It marks the second INT of his career and the first since his rookie 2020 campaign.
- **OLB Jason Pierre-Paul** notched his first sack as a Raven on a third-and-12 situation to force a Cincinnati punt. His 92.5 sacks since entering the league in 2010 are the NFL's 10th most among active players.

Team Statistics

	Bengals	Ravens
First Downs	20	22
3rd-Down Eff. (Made/Att/Pct)	4/10/40%	5/11/45%
4th-Down Eff. (Made/Att/Pct)	0/1/0%	0/1/0%
Total Net Yards	291	325
Total Plays	59	61
Yards Per Play	4.9	5.3
Rushes/Net Yards	21/101	28/155
Net Passing	190	170
Pass Attempts/Completions	35/24	32/19
Had Intercepted	1	1
Sacked/Yards Lost	3/27	1/4
Punts/Average	4/38.5	2/39.5
Penalties/Yards	4/20	6/48
Fumbles/Lost	0/0	1/0
Possession Time	30:01	29:59



GAME 6: RAVENS 20, GIANTS 24

Baltimore (3-3) • N.Y. Giants (5-1)

Sunday, October 16, 2022 • 1:00 PM EDT • MetLife Stadium • N.Y. Giants

Fair Temp: 60° F, Humidity: 53%, Wind: E 3 mph • Attendance: 78,019 • Time: 3:02



Baltimore Ravens	0	10	3	7	—	20
New York Giants	0	7	3	14	—	24

SCORING DRIVES

TEAM	QTR	TIME	SCORING PLAY	BAL	NYG
Ravens	2	09:26	K.Drake 30 yd. run (J.Tucker kick) (8-89, 4:08)	7	0
Giants	2	03:31	W.Robinson 5 yd. pass from D.Jones (G.Gano kick) (10-53, 5:55)	7	7
Ravens	2	01:45	J.Tucker 34 yd. Field Goal (8-59, 1:46)	10	7
Ravens	3	09:41	J.Tucker 23 yd. Field Goal (8-64, 3:12)	13	7
Giants	3	02:00	G.Gano 34 yd. Field Goal (14-59, 7:41)	13	10
Ravens	4	12:54	M.Andrews 12 yd. pass from L.Jackson (J.Tucker kick) (8-75, 4:06)	20	10
Giants	4	06:01	D.Bellinger 8 yd. pass from D.Jones (G.Gano kick) (12-75, 6:53)	20	17
Giants	4	01:43	S.Barkley 1 yd. run (G.Gano kick) (3-13, 1:07)	20	24

NEW YORK GIANTS (HEAD COACH: BRIAN DABOLL)

OFFENSE			DEFENSE		
WR	86	D. Slayton	DL	97	D. Lawrence II
WR	84	M. Johnson	DL	99	L. Williams
TE	82	D. Bellinger	DE	93	N. Williams
LT	78	A. Thomas	DE	55	J. Ward
LG	68	B. Bredeson	RUSH	5	K. Thibodeaux
C	76	J. Feliciano	MLB	48	T. Crowder
RG	64	M. Glowinski	LCB	22	A. Jackson
RT	73	E. Neal	RCB	37	F. Moreau
QB	8	D. Jones	SS	20	J. Love
FB	85	C. Myrick	FS	29	X. McKinney
RB	26	S. Barkley	FS	24	D. Belton

BALTIMORE RAVENS (HEAD COACH: JOHN HARBAUGH)

OFFENSE			DEFENSE		
WR	10	D. Robinson	DT	92	J. Madubuike
WR	13	D. Duvernay	NT	98	T. Jones
LT	79	R. Stanley	DE	93	C. Campbell
LG	72	B. Powers	RUSH	4	J. Pierre-Paul
C	64	T. Linderbaum	MLB	56	J. Bynes
RG	70	K. Zeitler	WLB	6	P. Queen
RT	78	M. Moses	SAM	40	M. Harrison
TE	89	M. Andrews	CB	24	M. Peters
QB	8	L. Jackson	SS	36	C. Clark
FB	42	P. Ricard	FS	26	G. Stone
RB	27	J. Dobbins	CB	44	M. Humphrey

OFFICIALS: Referee: Clay Martin (19), Umpire: Fred Bryan (11), Down Judge: Jerod Phillips (6), Line Judge: Maia Chaka (100), Field Judge: James Coleman (95), Side Judge: Dave Hawkshaw (107), Back Judge: Gregory Wilson (119), Replay Official: Brian Matoren, Replay Assistant: Richard Loumiet

BALTIMORE RAVENS

PASSING	ATT	CP	YDS	SK/YD	TD	LG	INT	RTG
Lamar Jackson	32	17	210	2/15	1	19	1	71.1
TOTAL	32	17	210	2/15	1	19	1	71.1

RUSHING	ATT	YDS	AVG	LG	TD
Kenyan Drake	10	119	11.9	30t	1
Lamar Jackson	7	77	11.0	25	0
J.K. Dobbins	7	15	2.1	6	0
TOTAL	24	211	8.8	30T	1

RECEIVING	NO	YDS	AVG	LG	TD
Mark Andrews	7	106	15.1	18	1
Demarcus Robinson	3	27	9.0	15	0
Isaiah Likely	2	30	15.0	19	0
Josh Oliver	2	21	10.5	12	0
Devin Duvernay	1	14	14.0	14	0
Kenyan Drake	1	8	8.0	8	0
Tylan Wallace	1	4	4.0	4	0
TOTAL	17	210	12.4	19	1

TOP DEFENSE	TOT	SOLO	AST	SCK	YDS	INT
Patrick Queen	7	5	2	1.0	0.0	0
Chuck Clark	6	6	0	0.0	0.0	0
Geno Stone	6	6	0	0.0	0.0	0

FIELD GOALS	FGM/FGA	PERCENT	RESULTS
Justin Tucker	2-3	66.7	56LU, 34G, 23G
TOTAL	2-3	66.0	

NEW YORK GIANTS

PASSING	ATT	CP	YDS	SK/YD	TD	LG	INT	RTG
Daniel Jones	27	19	173	4/18	2	18	0	112.1
TOTAL	27	19	173	4/18	2	18	0	112.1

RUSHING	ATT	YDS	AVG	LG	TD
Saquon Barkley	22	83	3.8	8	1
Daniel Jones	6	6	1.0	4	0
Matt Breida	3	-6	-2.0	1	0
TOTAL	31	83	2.7	8	1

RECEIVING	NO	YDS	AVG	LG	TD
Daniel Bellinger	5	38	7.6	10	1
Wan'Dale Robinson	3	37	12.3	17	1
Saquon Barkley	3	12	4.0	5	0
Marcus Johnson	2	25	12.5	18	0
Richie James	2	18	9.0	10	0
Matt Breida	2	17	8.5	15	0
Darius Slayton	1	18	18.0	18	0
David Sills V	1	8	8.0	8	0
TOTAL	19	173	9.1	18	2

TOP DEFENSE	TOT	SOLO	AST	SCK	YDS	INT
Xavier McKinney	9	5	4	0.0	0.0	0
Fabian Moreau	8	8	0	0.0	0.0	0
Dane Belton	6	5	1	0.0	0.0	0

FIELD GOALS	FGM/FGA	PERCENT	RESULTS
Graham Gano	1-1	100.0	34G
TOTAL	1-1	100.0	

GAME HIGHLIGHTS

- **RB Kenyan Drake** posted 10 carries for 119 yards (11.9 avg.) and 1 TD, marking the eighth 100-yard rushing game of his career and his first as a Raven. Drake capped a balanced 8-play, 89-yard Ravens drive with a 30-yard TD run for the game's first points. It marked Drake's first TD as a Raven and his longest rush since Week 14 of 2020, when he was a member of the Cardinals. He posted another 30-yard run on the following possession, marking his first-career performance with multiple 30-yard rushes.
- **QB Lamar Jackson** completed 17-of-32 passes for 210 yards, 1 TD and 1 INT (71.1 rating), while adding 77 rushing yards on 7 carries (11.0 avg.). Jackson has now recorded the only two instances (2019 & 2022) of 1,200 passing yards and 400 rushing yards through the first six games of a season since the 1970 AFL-NFL merger.
- **ILB Patrick Queen** posted a team-high 7 tackles (5 solo), 1 sack and 1 FF. It marked his second-straight game leading the defense in tackles.
- With 1 FR (**S Chuck Clark**), the Ravens have now registered at least 1 takeaway in eight straight games, marking the NFL's longest active streak. The Ravens' 16 takeaways during that span (since Week 17 of 2021) are also an NFL high.

Team Statistics

	Ravens	Giants
First Downs	23	18
3rd-Down Eff. (Made/Att/Pct)	4/10/40%	7/14/50%
4th-Down Eff. (Made/Att/Pct)	0/0/0%	0/0/0%
Total Net Yards	406	238
Total Plays	58	62
Yards Per Play	7.0	3.8
Rushes/Net Yards	24/211	31/83
Net Passing	195	155
Pass Attempts/Completions	32/17	27/19
Had Intercepted	1	0
Sacked/Yards Lost	2/15	4/18
Punts/Average	2/47.5	4/46.3
Penalties/Yards	10/74	3/25
Fumbles/Lost	2/1	1/1
Possession Time	28:08	31:52



GAME 7: BROWNS 20, RAVENS 23

Cleveland (2-5) • Baltimore (4-3)

Sunday, October 23, 2022 • 1:00 PM EDT • M&T Bank Stadium • Baltimore

Cloudy Temp: 64° F, Humidity: 59%, Wind: NNE 6 mph • Attendance: 70,461 • Time: 2:55



Cleveland Browns	10	0	3	7	—	20
Baltimore Ravens	3	10	7	3	—	23

SCORING DRIVES

TEAM	QTR	TIME	SCORING PLAY	CLE	BAL
Browns	1	08:23	N.Chubb 2 yd. run (C.York kick) (11-75, 6:37)	7	0
Ravens	1	03:27	J.Tucker 32 yd. Field Goal (9-61, 4:56)	7	3
Browns	1	00:18	C.York 41 yd. Field Goal (5-52, 3:09)	10	3
Ravens	2	10:05	J.Tucker 34 yd. Field Goal (4-5, 1:38)	10	6
Ravens	2	01:57	G.Edwards 7 yd. run (J.Tucker kick) (10-80, 6:11)	10	13
Ravens	3	07:39	G.Edwards 1 yd. run (J.Tucker kick) (8-25, 4:18)	10	20
Browns	3	02:40	C.York 37 yd. Field Goal (10-56, 4:59)	13	20
Ravens	4	11:24	J.Tucker 55 yd. Field Goal (13-38, 6:16)	13	23
Browns	4	09:00	K.Hunt 2 yd. run (C.York kick) (7-75, 2:24)	20	23

CLEVELAND BROWNS (HEAD COACH: KEVIN STEFANSKI)

OFFENSE			DEFENSE		
TE	85	D. Njoku	DE	95	M. Garrett
TE	88	H. Bryant	DT	99	T. Bryan
LT	71	J. Willis Jr.	DT	96	J. Elliott
LG	75	J. Bitonio	DE	90	J. Clowney
C	55	E. Pocic	WLB	28	J. Owusu-Koramoah
RG	72	H. Froholdt	MLB	50	J. Phillips
RT	78	J. Conklin	CB	23	M. Emerson Jr.
WR	2	A. Cooper	CB	20	G. Newsome II
WR	11	D. Peoples-Jones	S	33	R. Harrison Jr.
QB	7	J. Brissett	SS	22	G. Delpit
RB	24	N. Chubb	FS	43	J. Johnson III

BALTIMORE RAVENS (HEAD COACH: JOHN HARBAUGH)

OFFENSE			DEFENSE		
WR	7	R. Bateman	DT	92	J. Madubuike
WR	13	D. Duvernay	NT	98	T. Jones
LT	79	R. Stanley	DE	93	C. Campbell
LG	72	B. Powers	RUSH	4	J. Pierre-Paul
C	64	T. Linderbaum	MLB	56	J. Bynes
RG	70	K. Zeitler	WLB	6	P. Queen
RT	78	M. Moses	SAM	40	M. Harrison
TE	89	M. Andrews	CB	24	M. Peters
QB	8	L. Jackson	SS	36	C. Clark
FB	42	P. Ricard	FS	26	G. Stone
RB	35	G. Edwards	CB	44	M. Humphrey

OFFICIALS: Referee: Shawn Smith (14), Umpire: Bryan Neale (92), Down Judge: Mark Hittner (28), Line Judge: Michael Dolce (123), Field Judge: Dyrrol Pringle (109), Side Judge: Clay Reynard (18), Back Judge: Dino Paganelli (105), Replay Official: Mike Wimmer, Replay Assistant: Sebrina Brunson

CLEVELAND BROWNS

PASSING	ATT	CP	YDS	SK/YD	TD	LG	INT	RTG
Jacoby Brissett	27	22	258	5/35	0	55	0	106.5
TOTAL	27	22	258	5/35	0	55	0	106.5

RUSHING	ATT	YDS	AVG	LG	TD
Nick Chubb	16	91	5.7	22	1
Jacoby Brissett	3	18	6.0	10	0
Kareem Hunt	5	4	0.8	6	1
TOTAL	24	113	4.7	22	2

RECEIVING	NO	YDS	AVG	LG	TD
David Njoku	7	71	10.1	22	0
Donovan Peoples-Jones	6	71	11.8	37	0
Amarri Cooper	3	74	24.7	55	0
Nick Chubb	2	16	8.0	14	0
Harrison Bryant	2	15	7.5	14	0
David Bell	1	7	7.0	7	0
Kareem Hunt	1	4	4.0	4	0
TOTAL	22	258	11.7	55	0

TOP DEFENSE	TOT	SOLO	AST	SCK	YDS	INT
Jacob Phillips	7	7	0	0.0	0.0	0
Grant Delpit	7	4	3	0.0	0.0	0
Sione Takitaki	7	4	3	0.0	0.0	0

FIELD GOALS	FGM/FGA	PERCENT	RESULTS
Cade York	2-3	66.7	41G, 37G, 60B
TOTAL	2-3	66.0	

BALTIMORE RAVENS

PASSING	ATT	CP	YDS	SK/YD	TD	LG	INT	RTG
Lamar Jackson	16	9	120	3/26	0	31	0	80.2
TOTAL	16	9	120	3/26	0	31	0	80.2

RUSHING	ATT	YDS	AVG	LG	TD
Gus Edwards	16	66	4.1	12	2
Lamar Jackson	10	59	5.9	11	0
Justice Hill	5	26	5.2	9	0
Kenyan Drake	11	5	0.5	4	0
Mark Andrews	1	4	4.0	4	0
Patrick Ricard	1	0	0.0	0	0
TOTAL	44	160	3.6	12	2

RECEIVING	NO	YDS	AVG	LG	TD
Rashod Bateman	4	42	10.5	26	0
Devin Duvernay	2	42	21.0	31	0
Patrick Ricard	2	20	10.0	19	0
Isaiah Likely	1	16	16.0	16	0
TOTAL	9	120	13.3	31	0

TOP DEFENSE	TOT	SOLO	AST	SCK	YDS	INT
Patrick Queen	11	7	4	1.0	5.0	0
Chuck Clark	9	6	3	0.0	0.0	0
Geno Stone	7	7	0	0.0	0.0	0

FIELD GOALS	FGM/FGA	PERCENT	RESULTS
Justin Tucker	3-3	100.0	32G, 34G, 55G
TOTAL	3-3	100.0	

GAME HIGHLIGHTS

- **LB Malik Harrison** blocked a 60-yard Cleveland FGA with 2:09 remaining in the game to help preserve Baltimore's 23-20 lead. It marked Harrison's first-career block and the Ravens' 17th overall dating back to the 2014 season, marking the NFL's fifth most during that span.
- **OLB Justin Houston** registered a season-high 2 sacks on consecutive plays in the second quarter, including a strip-sack that stalled a late Cleveland drive. He's the fourth NFL defender this season (Maxx Crosby, Myles Garrett & Khalil Mack) and first Raven since OLB Matthew Judon (11/25/18 vs. LV) to notch a sack on back-to-back defensive plays.
- Playing in his first regular season game since 2020 (1/3/21 at Cin.), **RB Gus Edwards** produced 16 rushes for 66 yards and 2 TDs, marking his second-career (also 12/14/20 at Cle.) multi-TD outing.
- With his 105th multi-FG outing, **K Justin Tucker** surpassed K Stephen Gostkowski for the most such performances through the first 11 seasons of an NFL career. Tucker connected on the 53rd 50+ yard FG of his career, surpassing Jason Hanson (52) for the third-most makes from 50+ yards in NFL history. He now trails only Matt Prater (66) and Sebastian Janikowski (58).

Team Statistics

	Browns	Ravens
First Downs	18	17
3rd-Down Eff. (Made/Att/Pct)	2/11/18%	7/15/47%
4th-Down Eff. (Made/Att/Pct)	1/1/100%	2/2/100%
Total Net Yards	336	254
Total Plays	56	63
Yards Per Play	6.0	4.0
Rushes/Net Yards	24/113	44/160
Net Passing	223	94
Pass Attempts/Completions	27/22	16/9
Had Intercepted	0	0
Sacked/Yards Lost	5/35	3/26
Punts/Average	3/57.7	3/60.3
Penalties/Yards	6/45	3/53
Fumbles/Lost	3/2	1/1
Possession Time	25:56	34:04



GAME 8: RAVENS 27, BUCCANEERS 22

Baltimore (5-3) • Tampa Bay (3-5)

Thursday, October 27, 2022 • 8:15 PM EDT • Raymond James Stadium • Tampa Bay

Cloudy Temp: 79° F, Humidity: 74%, Wind: W 4 mph • Attendance: 68,912 • Time: 3:08



Baltimore Ravens	3	0	14	10	—	27
Tampa Bay Buccaneers	10	0	0	12	—	22

SCORING DRIVES

TEAM	QTR	TIME	SCORING PLAY	BAL	TB
Ravens	1	11:03	J.Tucker 22 yd. Field Goal (4-2, 1:34)	3	0
Buccaneers	1	06:56	L.Fournette 1 yd. run (R.Succop kick) (8-75, 4:07)	3	7
Buccaneers	1	00:26	R.Succop 31 yd. Field Goal (10-50, 4:41)	3	10
Ravens	3	09:05	K.Drake 5 yd. pass from L.Jackson (J.Tucker kick) (9-77, 4:53)	10	10
Ravens	3	00:05	I.Likely 10 yd. pass from L.Jackson (J.Tucker kick) (11-80, 6:52)	17	10
Buccaneers	4	12:26	R.Succop 30 yd. Field Goal (8-63, 2:39)	17	13
Ravens	4	06:55	D.Duvernay 15 yd. run (J.Tucker kick) (9-83, 5:31)	24	13
Buccaneers	4	04:54	R.Succop 26 yd. Field Goal (9-67, 2:01)	24	16
Ravens	4	02:12	J.Tucker 30 yd. Field Goal (5-49, 2:42)	27	16
Buccaneers	4	00:49	J.Jones 8 yd. pass from T.Brady (run failed) (11-75, 1:23)	27	22

TAMPA BAY BUCCANEERS (HEAD COACH: TODD BOWLES)

OFFENSE			DEFENSE		
WR	6	J. Jones	DL	56	R. Nuñez-Roches
TE	88	C. Otton	NT	50	V. Vea
TE	41	K. Kieft	DL	92	W. Gholston
LT	76	D. Smith	OLB	9	J. Tryon-Shoyinka
LG	60	N. Leverett	ILB	45	D. White
C	70	R. Hainsey	ILB	54	L. David
RG	69	S. Mason	OLB	58	S. Barrett
RT	78	T. Wirfs	CB	22	K. Neal
WR	13	M. Evans	CB	27	Z. McCollum
QB	12	T. Brady	S	35	J. Dean
RB	7	L. Fournette	S	32	M. Edwards

BALTIMORE RAVENS (HEAD COACH: JOHN HARBAUGH)

OFFENSE			DEFENSE		
WR	7	R. Bateman	DT	92	J. Madubuike
WR	13	D. Duvernay	NT	98	T. Jones
LT	79	R. Stanley	DE	96	B. Washington
LG	72	B. Powers	RUSH	47	D. Kennard
C	64	T. Linderbaum	MLB	59	A. Klein
RG	70	K. Zeitler	WLB	6	P. Queen
RT	78	M. Moses	SAM	40	M. Harrison
TE	89	M. Andrews	CB	24	M. Peters
QB	8	L. Jackson	SS	36	C. Clark
FB	42	P. Ricard	FS	26	G. Stone
RB	17	K. Drake	CB	44	M. Humphrey

BALTIMORE RAVENS

PASSING	ATT	CP	YDS	SK/YD	TD	LG	INT	RTG
Lamar Jackson	38	27	238	3/16	2	22	0	104.9
TOTAL	38	27	238	3/16	2	22	0	104.9

RUSHING	ATT	YDS	AVG	LG	TD
Gus Edwards	11	65	5.9	22	0
Kenyan Drake	7	62	8.9	40	0
Lamar Jackson	9	43	4.8	25	0
Devin Duvernay	2	33	16.5	18	1
Justice Hill	4	28	7.0	12	0
TOTAL	33	231	7.0	40	1

RECEIVING	NO	YDS	AVG	LG	TD
Isaiah Likely	6	77	12.8	17	1
Demarcus Robinson	6	64	10.7	16	0
Devin Duvernay	4	31	7.8	13	0
Kenyan Drake	4	5	1.3	5t	1
Mark Andrews	3	33	11.0	22	0
James Proche II	3	24	8.0	12	0
Josh Oliver	1	4	4.0	4	0
TOTAL	27	238	8.8	22	2

TOP DEFENSE	TOT	SOLO	AST	SCK	YDS	INT
Geno Stone	6	6	0	0.0	0.0	0
Damarion Williams	5	1	4	0.0	0.0	0
Patrick Queen	4	4	0	0.0	0.0	0

FIELD GOALS	FGM/FGA	PERCENT	RESULTS
Justin Tucker	2-3	66.7	22G, 61B, 30G
TOTAL	2-3	66.0	

TAMPA BAY BUCCANEERS

PASSING	ATT	CP	YDS	SK/YD	TD	LG	INT	RTG
Tom Brady	44	26	325	3/20	1	51	0	89.7
TOTAL	44	26	325	3/20	1	51	0	89.7

RUSHING	ATT	YDS	AVG	LG	TD
Leonard Fournette	9	24	2.7	9	1
Rachaad White	4	19	4.8	8	0
Tom Brady	1	1	1.0	1	0
Julio Jones	1	0	0.0	0	0
TOTAL	15	44	2.9	9	1

RECEIVING	NO	YDS	AVG	LG	TD
Mike Evans	6	123	20.5	51	0
Chris Godwin	6	75	12.5	44	0
Leonard Fournette	3	34	11.3	15	0
Rachaad White	3	24	8.0	20	0
Julio Jones	2	21	10.5	13	1
Cade Otton	2	15	7.5	10	0
Scotty Miller	2	13	6.5	7	0
Breshad Perriman	1	11	11.0	11	0
Ko Kieft	1	9	9.0	9	0
TOTAL	26	325	12.5	51	1

TOP DEFENSE	TOT	SOLO	AST	SCK	YDS	INT
Mike Edwards	11	8	3	0.0	0.0	0
Devin White	10	6	4	0.0	0.0	0
Keanu Neal	8	4	4	0.0	0.0	0

FIELD GOALS	FGM/FGA	PERCENT	RESULTS
Ryan Succop	3-3	100.0	31G, 30G, 26G
TOTAL	3-3	100.0	

GAME HIGHLIGHTS

- Led by **RBs Gus Edwards** (65 yards on 11 attempts) and **Kenyan Drake** (62 yards on 7 attempts), as well as **QB Lamar Jackson** (43 rushing yards on 9 attempts), Baltimore rushed for a season-high 231 rushing yards on 33 attempts (7.0 avg.), extending the NFL's longest active streak of at least 150 rushing yards to seven.
- **OLB Justin Houston** posted his second-straight game recording a sack on two consecutive defensive plays and has now produced 6 sacks in five games this season. He's the first Raven since 2017 (OLB Terrell Suggs – W11-W12) to notch back-to-back multi-sack games.
- **WR Devin Duvernay** capped a 9-play, 83-yard drive with his first-career rushing TD on a 15-yard scamper. Duvernay totaled a single-game best 163 all-purpose yards (33 rushing, 31 receiving, 72 KORs and 27 PRs). Duvernay is the first player in franchise history to post a KOR-TD, receiving TD and rushing TD in a Ravens' career. He's also the NFL's only player in 2022 through Week 8 with a TD in each of those three categories.

Team Statistics

	Ravens	Buccaneers
First Downs	27	20
3rd-Down Eff. (Made/Att/Pct)	6/13/46%	4/13/31%
4th-Down Eff. (Made/Att/Pct)	0/1/0%	1/1/100%
Total Net Yards	453	349
Total Plays	74	62
Yards Per Play	6.1	5.6
Rushes/Net Yards	33/231	15/44
Net Passing	222	305
Pass Attempts/Completions	38/27	44/26
Had Intercepted	0	0
Sacked/Yards Lost	3/16	3/20
Punts/Average	4/52.5	5/53.4
Penalties/Yards	7/101	4/35
Fumbles/Lost	0/0	1/1
Possession Time	38:23	21:37



GAME 9: RAVENS 27, SAINTS 13

Baltimore (6-3) • New Orleans (3-6)

Monday, November 7, 2022 • 8:15 PM EST • Caesars Superdome • New Orleans

Indoors • Attendance: 70,010 • Time: 2:52



Baltimore Ravens	7	7	3	10	—	27
New Orleans Saints	0	3	3	7	—	13

SCORING DRIVES

TEAM	QTR	TIME	SCORING PLAY	BAL	NO
Ravens	1	01:23	I.Likely 24 yd. pass from L.Jackson (J.Tucker kick) (11-76, 7:02)	7	0
Ravens	2	02:00	K.Drake 1 yd. run (J.Tucker kick) (12-81, 7:05)	14	0
Saints	2	00:00	W.Lutz 33 yd. Field Goal (12-60, 2:00)	14	3
Ravens	3	08:25	J.Tucker 32 yd. Field Goal (12-61, 6:35)	17	3
Saints	3	01:25	W.Lutz 37 yd. Field Goal (12-56, 7:00)	17	6
Ravens	4	08:31	J.Tucker 41 yd. Field Goal (8-40, 4:39)	20	6
Ravens	4	06:55	K.Drake 3 yd. run (J.Tucker kick) (3-17, 1:29)	27	6
Saints	4	04:13	J.Johnson 41 yd. pass from A.Dalton (W.Lutz kick) (9-83, 2:42)	27	13

NEW ORLEANS SAINTS (HEAD COACH: DENNIS ALLEN)

OFFENSE			DEFENSE		
WR	17	K. White	RDE	92	M. Davenport
WR	12	C. Olave	DT	97	M. Roach
LT	74	J. Hurst	DT	93	D. Onyemata
LG	75	A. Peat	LDE	94	C. Jordan
C	78	E. McCoy	WILL	20	P. Werner
RG	51	C. Ruiz	MLB	56	D. Davis
RT	71	R. Ramczyk	LCB	29	P. Adebo
TE	83	J. Johnson	RCB	27	A. Taylor
TE	7	T. Hill	FS	32	T. Mathieu
QB	14	A. Dalton	S	19	C. Harris
RB	41	A. Kamara	S	6	M. Maye

BALTIMORE RAVENS (HEAD COACH: JOHN HARBAUGH)

OFFENSE			DEFENSE		
WR	15	D. Jackson	DT	92	J. Madubuike
WR	13	D. Duvernay	NT	96	B. Washington
LT	79	R. Stanley	DE	93	C. Campbell
LG	72	B. Powers	RUSH	4	J. Pierre-Paul
C	64	T. Linderbaum	MLB	18	R. Smith
RG	70	K. Zeitler	WLB	6	P. Queen
RT	78	M. Moses	SAM	40	M. Harrison
TE	80	I. Likely	CB	24	M. Peters
TE	84	J. Oliver	SS	36	C. Clark
QB	8	L. Jackson	FS	26	G. Stone
RB	17	K. Drake	CB	44	M. Humphrey

OFFICIALS: Referee: Brad Rogers (126), Umpire: Carl Paganelli (124), Down Judge: Kent Payne (79), Line Judge: Thomas Eaton (87), Field Judge: Aaron Santi (50), Side Judge: Anthony Jeffries (36), Back Judge: Greg Steed (12), Replay Official: Bob Hubbell, Replay Assistant: Durwood Manley

BALTIMORE RAVENS

PASSING	ATT	CP	YDS	SK/YD	TD	LG	INT	RTG
Lamar Jackson	22	12	133	3/2	1	24t	0	87.9
TOTAL	22	12	133	3/2	1	24T	0	87.9

RUSHING	ATT	YDS	AVG	LG	TD
Kenyan Drake	24	93	3.9	18	2
Lamar Jackson	11	82	7.5	17	0
Justice Hill	4	11	2.8	9	0
Patrick Ricard	1	2	2.0	2	0
TOTAL	40	188	4.7	18	2

RECEIVING	NO	YDS	AVG	LG	TD
James Proche II	2	22	11.0	12	0
Kenyan Drake	2	16	8.0	11	0
Isaiah Likely	1	24	24.0	24t	1
Josh Oliver	1	19	19.0	19	0
DeSean Jackson	1	16	16.0	16	0
Demarcus Robinson	1	12	12.0	12	0
Justice Hill	1	8	8.0	8	0
Mike Davis	1	7	7.0	7	0
Devin Duvernay	1	5	5.0	5	0
Patrick Ricard	1	4	4.0	4	0
TOTAL	12	133	11.1	24T	1

TOP DEFENSE	TOT	SOLO	AST	SCK	YDS	INT
Marlon Humphrey	7	5	2	1.0	9.0	0
Kyle Hamilton	5	5	0	0.0	0.0	0
Patrick Queen	5	5	0	0.0	0.0	0

FIELD GOALS	FGM/FGA	PERCENT	RESULTS
Justin Tucker	2-2	100.0	32G, 41G
TOTAL	2-2	100.0	

NEW ORLEANS SAINTS

PASSING	ATT	CP	YDS	SK/YD	TD	LG	INT	RTG
Andy Dalton	29	19	210	4/28	1	41t	1	84.0
Taysom Hill	1	1	13	0/0	0	13	0	118.8
TOTAL	30	20	223	4/28	1	41T	1	85.8

RUSHING	ATT	YDS	AVG	LG	TD
Alvin Kamara	9	30	3.3	10	0
Dwayne Washington	3	7	2.3	5	0
Taysom Hill	1	6	6.0	6	0
Andy Dalton	2	5	2.5	3	0
TOTAL	15	48	3.2	10	0

RECEIVING	NO	YDS	AVG	LG	TD
Chris Olave	6	71	11.8	16	0
Alvin Kamara	3	32	10.7	19	0
Tre'Quan Smith	3	29	9.7	13	0
Marquez Callaway	3	24	8.0	12	0
Juwan Johnson	2	42	21.0	41t	1
Kevin White	1	10	10.0	10	0
Adam Trautman	1	8	8.0	8	0
Dwayne Washington	1	7	7.0	7	0
TOTAL	20	223	11.2	41T	1

TOP DEFENSE	TOT	SOLO	AST	SCK	YDS	INT
Marcus Maye	11	8	3	0.0	0.0	0
Demario Davis	7	5	2	1.0	0.0	0
Tanoh Kpassagnon	5	5	0	0.0	0.0	0

FIELD GOALS	FGM/FGA	PERCENT	RESULTS
Wil Lutz	2-2	100.0	33G, 37G
TOTAL	2-2	100.0	

GAME HIGHLIGHTS

- With 2.5 sacks and 1 INT, **OLB Justin Houston** has recorded multiple sacks in three consecutive games, marking the longest streak in Ravens franchise history. He owns 6.5 sacks in his past three games and 8.5 sacks in six total games played this season.
- Baltimore rushed for 188 yards and produced its eighth-straight contest with at least 150 rushing yards. (This stands as the NFL's longest such active streak.)
- **RB Kenyan Drake** led the way with a season-high 93 rushing yards and 2 TDs, marking the fifth game of his career with at least 2 rushing TDs (and his first since 11/29/20 vs. NE while playing for Arizona).
- Baltimore has now recorded a takeaway in 11 consecutive games (dating back to last season), marking the NFL's longest active streak. The Ravens' theft came on **Houston's** INT late in the third quarter.

Team Statistics

	Ravens	Saints
First Downs	23	13
3rd-Down Eff. (Made/Att/Pct)	9/15/60%	3/11/27%
4th-Down Eff. (Made/Att/Pct)	0/0/0%	1/1/100%
Total Net Yards	319	243
Total Plays	65	49
Yards Per Play	4.9	5.0
Rushes/Net Yards	40/188	15/48
Net Passing	131	195
Pass Attempts/Completions	22/12	30/20
Had Intercepted	0	1
Sacked/Yards Lost	3/2	4/28
Punts/Average	4/48.3	5/46.4
Penalties/Yards	5/31	5/40
Fumbles/Lost	1/0	0/0
Possession Time	37:47	22:13



GAME 10: PANTHERS 3, RAVENS 13

Carolina (3-8) • Baltimore (7-3)

Sunday, November 20, 2022 • 1:00 PM EST • M&T Bank Stadium • Baltimore
Sunny Temp: 36° F, Humidity: 28%, Wind: WNW 18 mph • Attendance: 70,677 • Time: 3:12



Carolina Panthers 0 0 3 0 — 3
Baltimore Ravens 0 3 0 10 — 13

SCORING DRIVES

TEAM	QTR	TIME	SCORING PLAY	CAR	BAL
Ravens	2	00:00	J.Tucker 32 yd. Field Goal (15-76, 3:38)	0	3
Panthers	3	08:07	E.Pineiro 32 yd. Field Goal (9-40, 3:15)	3	3
Ravens	4	08:27	J.Tucker 37 yd. Field Goal (12-67, 7:00)	3	6
Ravens	4	07:16	L.Jackson 1 yd. run (J.Tucker Kick) (2-31, 0:58)	3	13

CAROLINA PANTHERS (HEAD COACH: STEVE WILKS)

OFFENSE			DEFENSE		
LT	79	I. Ekwonu	DE	97	Y. Gross-Matos
LG	70	B. Christensen	DT	95	D. Brown
C	56	B. Bozeman	DT	93	B. Roy
RG	63	A. Corbett	DE	53	B. Burns
RT	72	T. Moton	SAM	55	C. Littleton
TE	80	I. Thomas	MIKE	7	S. Thompson
WR	2	D. Moore	WILL	49	F. Luvu
WR	15	L. Shenault Jr.	CB	24	C. Henderson
WR	88	T. Marshall Jr.	CB	8	J. Horn
WR	12	S. Smith	S	25	X. Woods
RB	33	D. Foreman	S	21	J. Chinn
QB	6	B. Mayfield			

BALTIMORE RAVENS (HEAD COACH: JOHN HARBAUGH)

OFFENSE			DEFENSE		
WR	10	D. Robinson	DT	92	J. Madubuike
WR	13	D. Duvernay	NT	96	B. Washington
LT	79	R. Stanley	DE	93	C. Campbell
LG	72	B. Powers	RUSH	4	J. Pierre-Paul
C	64	T. Linderbaum	MLB	18	R. Smith
RG	70	K. Zeitler	WLB	6	P. Queen
RT	78	M. Moses	SAM	40	M. Harrison
TE	89	M. Andrews	CB	24	M. Peters
QB	8	L. Jackson	SS	36	C. Clark
FB	42	P. Ricard	FS	26	G. Stone
RB	17	K. Drake	CB	44	M. Humphrey

OFFICIALS: Referee: Jerome Boger (123), Umpire: Barry Anderson (20), Down Judge: Frank LeBlanc (44), Line Judge: Rusty Baynes (59), Field Judge: Alonzo Ramsey III (80), Side Judge: Jonah Monroe (120), Back Judge: Steve Patrick (17), Replay Official: Saleem Choudhry, Replay Assistant: Yvonda Lewis

CAROLINA PANTHERS

PASSING	ATT	CP	YDS	SK/YD	TD	LG	INT	RTG
Baker Mayfield	33	21	196	4/27	0	34	2	54.6
TOTAL	33	21	196	4/27	0	34	2	54.6

RUSHING	ATT	YDS	AVG	LG	TD
D'Onta Foreman	11	24	2.2	10	0
Baker Mayfield	2	12	6.0	8	0
Chuba Hubbard	4	0	0.0	2	0
TOTAL	17	36	2.1	10	0

RECEIVING	NO	YDS	AVG	LG	TD
Shi Smith	4	26	6.5	10	0
Laviska Shenault Jr.	4	7	1.8	5	0
Terrace Marshall Jr.	3	76	25.3	34	0
DJ Moore	3	24	8.0	12	0
Ian Thomas	3	24	8.0	12	0
Chuba Hubbard	2	25	12.5	15	0
Raheem Blackshear	2	14	7.0	10	0
TOTAL	21	196	9.3	34	0

TOP DEFENSE	TOT	SOLO	AST	SCK	YDS	INT
CJ Henderson	10	10	0	0.0	0.0	0
Frankie Luvu	10	6	4	1.0	1.0	0
Jeremy Chinn	9	7	2	0.0	0.0	0

FIELD GOALS	FGM/FGA	PERCENT	RESULTS
Eddy Piñeiro	1-1	100.0	32G
TOTAL	1-1	100.0	

BALTIMORE RAVENS

PASSING	ATT	CP	YDS	SK/YD	TD	LG	INT	RTG
Lamar Jackson	33	24	209	3/16	0	31	1	76.5
TOTAL	33	24	209	3/16	0	31	1	76.5

RUSHING	ATT	YDS	AVG	LG	TD
Kenyan Drake	10	46	4.6	29	0
Lamar Jackson	11	31	2.8	10	1
Justice Hill	7	30	4.3	11	0
Devin Duvernay	1	4	4.0	4	0
Patrick Ricard	1	4	4.0	4	0
TOTAL	30	115	3.8	29	1

RECEIVING	NO	YDS	AVG	LG	TD
Demarcus Robinson	9	128	14.2	31	0
Mark Andrews	6	63	10.5	16	0
Justice Hill	3	8	2.7	7	0
Kenyan Drake	2	7	3.5	5	0
Devin Duvernay	1	3	3.0	3	0
Josh Oliver	1	2	2.0	2	0
Isaiah Likely	1	1	1.0	1	0
Mike Davis	1	-3	-3.0	-3	0
TOTAL	24	209	8.7	31	0

TOP DEFENSE	TOT	SOLO	AST	SCK	YDS	INT
Patrick Queen	12	9	3	0.5	4.5	0
Roquan Smith	7	6	1	1.0	1.0	0
Marcus Peters	5	4	1	0.0	0.0	0

FIELD GOALS	FGM/FGA	PERCENT	RESULTS
Justin Tucker	2-2	100.0	32G, 37G
TOTAL	2-2	100.0	

GAME HIGHLIGHTS

- Baltimore's defense permitted season lows in points (3), total yards (205), yards-per-play average (3.8) and rushing yards (36), while recording 3 takeaways (2 INTs & 1 FR) and 4 sacks.
- Baltimore has held opponents scoreless in the first half an NFL-high 29 times since 2008. In such games under head coach **John Harbaugh**, the Ravens are 28-1, including victories in 22 straight games.
- TE Mark Andrews** (4,017) became the third Ravens player in franchise history to reach 4,000 receiving yards (TE Todd Heap & WR Derrick Mason). Additionally, he became the fifth tight end since the 1970 AFL-NFL merger to tally 4,000 receiving yards and 30 TD receptions within the first five years of a career.
- Since their 1996 inception, the Ravens are 19-8 in games immediately following a bye, tying the Philadelphia Eagles (.704) for the NFL's best mark during this span.

Team Statistics

	Panthers	Ravens
First Downs	13	19
3rd-Down Eff. (Made/Att/Pct)	3/12/25%	6/15/40%
4th-Down Eff. (Made/Att/Pct)	0/1/0%	0/0/0%
Total Net Yards	205	308
Total Plays	54	66
Yards Per Play	3.8	4.7
Rushes/Net Yards	17/36	30/115
Net Passing	169	193
Pass Attempts/Completions	33/21	33/24
Had Intercepted	2	1
Sacked/Yards Lost	4/27	3/16
Punts/Average	6/44.2	7/35.9
Penalties/Yards	9/66	10/93
Fumbles/Lost	2/1	0/0
Possession Time	26:46	33:14



GAME 11: RAVENS 27, JAGUARS 28

Baltimore (7-4) • Jacksonville (4-7)

Sunday, November 27, 2022 • 1:25 PM EST • TIAA Bank Field • Jacksonville

Temp: 74° F, Humidity: 91%, Wind: SW 14 mph • Attendance: 59,560 • 3:15



Baltimore Ravens	6	3	3	15	—	27
Jacksonville Jaguars	0	10	0	18	—	28

SCORING DRIVES

TEAM	QTR	TIME	SCORING PLAY	BAL	JAX
Ravens	1	09:23	J.Tucker 27 yd. Field Goal (11-65, 5:37)	3	0
Ravens	1	02:03	J.Tucker 29 yd. Field Goal (8-38, 3:58)	6	0
Jaguars	2	09:57	J.Hasty 28 yd. pass from T.Lawrence (R.Patterson kick) (4-50, 1:55)	6	7
Ravens	2	04:51	J.Tucker 55 yd. Field Goal (12-38, 5:06)	9	7
Jaguars	2	00:09	R.Patterson 22 yd. Field Goal (12-71, 4:42)	9	10
Ravens	3	07:51	J.Tucker 24 yd. Field Goal (10-74, 5:29)	12	10
Ravens	4	13:07	G.Edwards 1 yd. run (J.Tucker kick) (7-25, 2:12)	19	10
Jaguars	4	05:55	J.Agnew 1 yd. pass from T.Lawrence (R.Patterson kick) (14-75, 7:12)	19	17
Jaguars	4	04:19	R.Patterson 29 yd. Field Goal (4-5, 1:23)	19	20
Ravens	4	02:02	J.Oliver 12 yd. pass from L.Jackson (L.Jackson-M.Andrews pass) (6-75, 2:17)	27	20
Jaguars	4	00:14	M.Jones 10 yd. pass from T.Lawrence (T.Lawrence-Z.Jones pass) (10-75, 1:48)	27	28

JACKSONVILLE JAGUARS (HEAD COACH: DOUG PEDERSON)

OFFENSE			DEFENSE		
WR	7	Z. Jones	DL	94	F. Fatukasi
WR	13	C. Kirk	DL	95	R. Robertson-Harris
LT	74	C. Robinson	OLB	44	T. Walker
LG	69	T. Shatley	LB	23	F. Oluokun
C	79	L. Fortner	LB	48	C. Muma
RG	68	B. Scherff	OLB	41	J. Allen
RT	75	J. Taylor	CB	32	T. Campbell
TE	17	E. Ingram	CB	31	D. Williams
QB	16	T. Lawrence	FS	5	A. Cisco
RB	1	T. Etienne Jr.	SS	2	R. Jenkins
TE	84	C. Manhertz	S	42	A. Wingard

BALTIMORE RAVENS (HEAD COACH: JOHN HARBAUGH)

OFFENSE			DEFENSE		
WR	10	D. Robinson	DT	92	J. Madubuike
WR	13	D. Duvernay	NT	96	B. Washington
LT	65	P. Mekari	DE	93	C. Campbell
LG	72	B. Powers	RUSH	4	J. Pierre-Paul
C	64	T. Linderbaum	MLB	18	R. Smith
RG	70	K. Zeitler	WLB	6	P. Queen
RT	78	M. Moses	SAM	40	M. Harrison
TE	89	M. Andrews	CB	24	M. Peters
QB	8	L. Jackson	SS	36	C. Clark
FB	42	P. Ricard	FS	26	G. Stone
RB	35	G. Edwards	CB	44	M. Humphrey

OFFICIALS: Referee: Land Clark (130), Umpire: Paul King (121), Down Judge: Tom Stephan (68), Line Judge: Brian Bolinger (40), Field Judge: Michael Banks (72), Side Judge: Dominique Pender (114), Back Judge: Greg Meyer (78), Replay Official: Randy Campbell, Replay Assistant: Desiree Abrams

BALTIMORE RAVENS

PASSING	ATT	CP	YDS	SK/YD	TD	LG	INT	RTG
Lamar Jackson	32	16	254	1/1	1	62	0	87.2
TOTAL	32	16	254	1/1	1	62	0	87.2

RUSHING	ATT	YDS	AVG	LG	TD
Lamar Jackson	14	89	6.4	12	0
Gus Edwards	16	52	3.3	16	1
Devin Duvernay	2	16	8.0	9	0
Justice Hill	1	3	3.0	3	0
Kenyan Drake	2	2	1.0	6	0
TOTAL	35	162	4.6	16	1

RECEIVING	NO	YDS	AVG	LG	TD
Josh Oliver	4	76	19.0	40	1
Mark Andrews	4	50	12.5	25	0
Devin Duvernay	3	23	7.7	11	0
DeSean Jackson	2	74	37.0	62	0
Patrick Ricard	2	14	7.0	10	0
Demarcus Robinson	1	17	17.0	17	0
TOTAL	16	254	15.9	62	1

TOP DEFENSE	TOT	SOLO	AST	SCK	YDS	INT
Marcus Peters	8	6	2	0.0	0.0	0
Roquan Smith	8	5	3	0.0	0.0	0
Chuck Clark	7	4	3	0.0	0.0	0

FIELD GOALS	FGM/FGA	PERCENT	RESULTS
Justin Tucker	4-5	80.0	27G, 29G, 55G, 24G, 67SH
TOTAL	4-5	80.0	

JACKSONVILLE JAGUARS

PASSING	ATT	CP	YDS	SK/YD	TD	LG	INT	RTG
Trevor Lawrence	37	29	321	4/27	3	29	0	129.8
TOTAL	37	29	321	4/27	3	29	0	129.8

RUSHING	ATT	YDS	AVG	LG	TD
JaMycal Hasty	12	28	2.3	13	0
Snoop Conner	3	11	3.7	5	0
Travis Etienne Jr.	2	3	1.5	3	0
Trevor Lawrence	2	1	0.5	1	0
Christian Kirk	1	-5	-5.0	-5	0
TOTAL	20	38	1.9	13	0

RECEIVING	NO	YDS	AVG	LG	TD
Zay Jones	11	145	13.2	29	0
JaMycal Hasty	5	67	13.4	28t	1
Jamal Agnew	5	37	7.4	17	1
Christian Kirk	4	46	11.5	17	0
Marvin Jones Jr.	3	22	7.3	10t	1
Evan Ingram	1	4	4.0	4	0
TOTAL	29	321	11.1	29	3

TOP DEFENSE	TOT	SOLO	AST	SCK	YDS	INT
Foyesade Oluokun	18	13	5	0.0	0.0	0
Chad Muma	9	4	5	0.0	0.0	0
Andre Cisco	7	6	1	0.0	0.0	0

FIELD GOALS	FGM/FGA	PERCENT	RESULTS
Riley Patterson	2-2	100.0	22G, 29G
TOTAL	2-2	100.0	

GAME HIGHLIGHTS

- With severe weather and lightning in Jacksonville, kickoff was pushed back 25 minutes (1:25 p.m.).
- **K Justin Tucker** made FGs from 24, 27, 29 and 55 yards, while coming up just short on a last-second 67-yarder – the longest try of his career. With his 13 points, Tucker (1,458) surpassed Stephen Gostkowski (1,457) for the most points scored by a player in the first 11 years of a career in NFL history.
- Baltimore's defense permitted 38 rushing yards on 20 carries (1.9 avg.), while adding four sacks (1 each by **DT Broderick Washington**, **OLB Tyus Bowser**, **CB Marlon Humphrey** and **DT Calais Campbell**). Baltimore set a franchise record of consecutive games (7) registering at least 3 sacks.
- **QB Lamar Jackson** had a game-high 89 rushing yards on 14 carries (6.4 avg.). In doing so, he posted his fifth-career game with at least 250 passing yards and 75 rushing yards, tying QB Russell Wilson for the most such performances in NFL history.
- **WR DeSean Jackson** collected a 62-yard reception on a 6-play, 75-yard drive that was capped with a 12-yard TD reception by **TE Josh Oliver**. Including the TD grab, Oliver posted team and career highs in receptions (4) and receiving yards (76), while notching a career long 40-yard catch.

Team Statistics

	Ravens	Jaguars
First Downs	24	18
3rd-Down Eff. (Made/Att/Pct)	8/14/57%	4/13/31%
4th-Down Eff. (Made/Att/Pct)	0/1/0%	2/3/67%
Total Net Yards	415	332
Total Plays	68	61
Yards Per Play	6.1	5.4
Rushes/Net Yards	35/162	20/38
Net Passing	253	294
Pass Attempts/Completions	32/16	37/29
Had Intercepted	0	0
Sacked/Yards Lost	1/1	4/27
Punts/Average	1/53.0	3/68.7
Penalties/Yards	3/20	4/19
Fumbles/Lost	3/2	2/1
Possession Time	32:39	27:21



GAME 12: BRONCOS 9, RAVENS 10

Denver (3-9) • Baltimore (8-4)

Sunday, December 4, 2022 • 1:00 PM EST • M&T Bank Stadium • Baltimore

Clear Temp: 43° F, Humidity: 46%, Wind: NW 3 mph • Attendance: 70,443 • Time: 2:56



Denver Broncos	3	3	3	0	—	9
Baltimore Ravens	0	3	0	7	—	10

SCORING DRIVES

TEAM	QTR	TIME	SCORING PLAY	DEN	BAL
Broncos	1	09:03	B.McManus 52 yd. Field Goal (11-49, 5:57)	3	0
Ravens	2	05:55	J.Tucker 26 yd. Field Goal (10-62, 5:02)	3	3
Broncos	2	00:37	B.McManus 41 yd. Field Goal (8-70, 2:18)	6	3
Broncos	3	03:58	B.McManus 50 yd. Field Goal (4-8, 2:01)	9	3
Ravens	4	00:28	T.Huntley 2 yd. run (J.Tucker kick) (16-91, 4:34)	9	10

DENVER BRONCOS (HEAD COACH: NATHANIEL HACKETT)

OFFENSE			DEFENSE		
TE	87	E. Tomlinson	DE	93	D. Jones
TE	82	E. Saubert	DT	97	D. Jones
LT	76	C. Anderson	DE	99	D. Williams
LG	66	D. Risner	SLB	53	J. Cooper
C	61	G. Glasgow	WLB	56	B. Browning
RG	77	Q. Meinerz	ILB	47	J. Jewell
RT	73	C. Fleming	ILB	49	A. Singleton
WR	14	C. Sutton	LCB	2	P. Surtain II
WR	9	K. Hinton	RCB	27	D. Mathis
QB	3	R. Wilson	SS	22	K. Jackson
RB	28	L. Murray	FS	31	J. Simmons

BALTIMORE RAVENS (HEAD COACH: JOHN HARBAUGH)

OFFENSE			DEFENSE		
WR	13	D. Duvernay	DT	92	J. Madubuike
LT	65	P. Mekari	NT	96	B. Washington
LG	72	B. Powers	DE	93	C. Campbell
C	64	T. Linderbaum	RUSH	4	J. Pierre-Paul
RG	70	K. Zeitler	MLB	18	R. Smith
RT	78	M. Moses	WLB	6	P. Queen
TE	89	M. Andrews	SAM	54	T. Bowser
TE	84	J. Oliver	CB	24	M. Peters
QB	8	L. Jackson	SS	36	C. Clark
FB	42	P. Ricard	FS	26	G. Stone
RB	35	G. Edwards	CB	44	M. Humphrey

OFFICIALS: Referee: Alex Kemp (55), Side Judge: Dale Shaw (104), Umpire: Mike Morton (89), Down Judge: Danny Short (113), Line Judge: Jeff Bergman (32), Field Judge: John Jenkins (117), Back Judge: Scott Helverson (93), Replay Official: Mike Chase, Replay Assistant: Durwood Manley

DENVER BRONCOS

PASSING	ATT	CP	YDS	SK/YD	TD	LG	INT	RTG
Russell Wilson	22	17	189	2/5	0	40	0	102.3
TOTAL	22	17	189	2/5	0	40	0	102.3

RUSHING	ATT	YDS	AVG	LG	TD
Lataavius Murray	17	47	2.8	7	0
Russell Wilson	2	21	10.5	17	0
Mike Boone	6	18	3.0	10	0
Marlon Mack	2	3	1.5	4	0
Montrell Washington	1	-1	-1.0	-1	0
TOTAL	28	88	3.1	17	0

RECEIVING	NO	YDS	AVG	LG	TD
Greg Dulcich	6	85	14.2	30	0
Jerry Jeudy	4	65	16.3	40	0
Lataavius Murray	4	14	3.5	6	0
Kendall Hinton	1	11	11.0	11	0
Mike Boone	1	8	8.0	8	0
Marlon Mack	1	6	6.0	6	0
TOTAL	17	189	11.1	40	0

TOP DEFENSE	TOT	SOLO	AST	SCK	YDS	INT
Alex Singleton	17	9	8	0.0	0.0	0
Josey Jewell	17	7	10	0.0	0.0	0
Damarri Mathis	6	6	0	0.0	0.0	0

FIELD GOALS	FGM/FGA	PERCENT	RESULTS
Brandon McManus	3-4	75.0	52G, 41G, 50G, 63SH
TOTAL	3-4	75.0	

GAME HIGHLIGHTS

- The Ravens are 8-6 in regular season play vs. Denver, including a 6-1 mark in Charm City. Under head coach **John Harbaugh**, Baltimore is 5-3 against the Broncos during the regular season, posting a 4-1 mark at home, and 18-12 against AFC West teams, including an 11-5 mark at home.
- In relief of **QB Lamar Jackson** (knee), **QB Tyler Huntley** led the Ravens on his second-career game-winning drive.
- Baltimore's defense held Denver to 2-of-12 (16.7%) on third down, marking the Ravens' best third-down defensive performance since Week 1 at NYJ (14.3%). It also marked the fifth time of the season that Baltimore held an opponent under 300 total yards.
- Including 2 TFL, **ILB Roquan Smith** posted a team-high 11 tackles.

BALTIMORE RAVENS

PASSING	ATT	CP	YDS	SK/YD	TD	LG	INT	RTG
Tyler Huntley	32	27	187	2/6	0	22	1	78.0
Lamar Jackson	4	3	11	2/10	0	5	0	77.1
James Proche II	1	0	0	0/0	0	0	1	0.0
TOTAL	37	30	198	4/16	0	22	2	66.4

RUSHING	ATT	YDS	AVG	LG	TD
Tyler Huntley	10	41	4.1	14	1
Kenyan Drake	7	29	4.1	12	0
Gus Edwards	6	12	2.0	4	0
Devin Duvernay	2	9	4.5	10	0
Lamar Jackson	1	9	9.0	9	0
Justice Hill	1	2	2.0	2	0
Mark Andrews	1	1	1.0	1	0
TOTAL	28	103	3.7	14	1

RECEIVING	NO	YDS	AVG	LG	TD
Demarcus Robinson	7	41	5.9	10	0
Devin Duvernay	6	34	5.7	13	0
Mark Andrews	4	53	13.3	22	0
Isaiah Likely	4	30	7.5	12	0
Kenyan Drake	2	17	8.5	13	0
DeSean Jackson	2	10	5.0	5	0
James Proche II	2	9	4.5	7	0
Justice Hill	2	4	2.0	5	0
Patrick Ricard	1	0	0.0	0	0
TOTAL	30	198	6.6	22	0

TOP DEFENSE	TOT	SOLO	AST	SCK	YDS	INT
Roquan Smith	11	6	5	0.0	0.0	0
Patrick Queen	9	7	2	0.0	0.0	0
Chuck Clark	8	2	6	0.0	0.0	0

FIELD GOALS	FGM/FGA	PERCENT	RESULTS
Justin Tucker	1-1	100.0	26G
TOTAL	1-1	100.0	

Team Statistics

	Broncos	Ravens
First Downs	12	20
3rd-Down Eff. (Made/Att/Pct)	2/12/17%	3/13/23%
4th-Down Eff. (Made/Att/Pct)	0/0/0%	3/3/100%
Total Net Yards	272	285
Total Plays	52	69
Yards Per Play	5.2	4.1
Rushes/Net Yards	28/88	28/103
Net Passing	184	182
Pass Attempts/Completions	22/17	37/30
Had Intercepted	0	2
Sacked/Yards Lost	2/5	4/16
Punts/Average	7/41.1	6/50.5
Penalties/Yards	4/48	3/15
Fumbles/Lost	0/0	1/0
Possession Time	27:31	32:29