

BALTIMORE RAVENS GAME RELEASE

UNDER ARMOUR PERFORMANCE CENTER | 1 WINNING DRIVE | OWINGS MILLS, MD

PH: 410-701-4000 | BALTIMORERAVENS.COM | TWITTER: @RAVENS

WORLD CHAMPIONS: SUPER BOWL XXXV (2000) & SUPER BOWL XLVII (2012)



BALTIMORE RAVENS AT CLEVELAND BROWNS



[9-4]

WEEK 15 – SATURDAY, DEC. 17, 2022

[5-8]

4:30 P.M. ET – FIRSTENERGY STADIUM (67,895)

QUICK HITS

X Winners in six of their past seven games, the Baltimore Ravens (9-4) travel to battle the Cleveland Browns (5-8) at FirstEnergy Stadium as part of an NFL Saturday triple-header lineup. The Ravens are tied atop the AFC North standings with 9-4 Cincinnati, however, Baltimore holds the head-to-head tiebreaker, winning 19-17 in Week 5. Cleveland has won two of its past three games.

X Baltimore is 9-4 for the fifth time in franchise history (also 2012, 2010, 2008 & 2000), earning a playoff berth in each of those seasons.

X Baltimore leads the all-time series vs. Cleveland, 35-12. Under head coach **John Harbaugh**, the Ravens are 24-5 vs. the Browns, including 11-3 in Cleveland. Baltimore has won five of its last six overall vs. Cleveland, including a 23-20 contest in Week 7 this season.

X In the Ravens' Week 7 win over the Browns in October, **LB Malik Harrison** blocked a 60-yard Cleveland FGA with 2:09 remaining in the game to help secure a Baltimore win. The Ravens racked up 160 rushing yards on the day, led by **RB Gus Edwards** (66), who also scored 2 TDs. **QB Lamar Jackson** added 59 rushing yards, while the defense tallied a season-high 5 sacks.

X The Ravens earned a hard-fought 16-14 win at Pittsburgh last Sunday, led by a rushing attack that racked up 215 yards, including 120 and 1 TD from **RB J.K. Dobbins**, who played in his first game since Week 6. The Ravens' defense recorded 3 INTs of QB Mitch Trubisky, while **K Justin Tucker** connected on 3 FGAs to become the franchise's all-time leading scorer (1,473 points). **DE Calais Campbell** blocked a key Pittsburgh FGA early in the fourth quarter, which ultimately aided the Ravens' eventual 2-point win. Backup **QB Tyler Huntley** started in place of Jackson (knee), but left in the third quarter (concussion). Third-string rookie free agent **QB Anthony Brown** then entered, helping lead Baltimore to the victory.

UPCOMING SCHEDULE

- Tues. Dec. 13: 1:40 p.m. . . . Practice/Media Viewing (approx. 30 min.)
3:30 p.m. . . . Coach Harbaugh/Players Podium & Open Locker Room
- Wed. Dec. 14: 1:40 p.m. . . . Practice/Media Viewing (approx. 30 min.)
3:30 p.m. . . . Three Coordinators Podium & Open Locker Room
- Thur. Dec. 15: 11:30 a.m. . . . Practice/Media Viewing (approx. 30 min.)
1:15 p.m. . . . Coach Harbaugh Podium & Open Locker Room

CALLING THE ACTION

- Television:** NFL Network / WBAL Ch. 11 (Baltimore)
- Rich Eisen (PBP) - Kurt Warner (analyst) - Stacey Dales & Steve Wyche (sidelines)
- Local Radio:** WBAL (1090 AM) & 98Rock (97.9 FM) / SiriusXM Ch. 82 or 226
- Gerry Sandusky (PBP) - Rod Woodson (analyst)
- National Radio:** Westwood One Sports
- John Sadak (PBP) - Mike Golic (analyst)

COACH HARBS SAYS

JOHN HARBAUGH ON FACING DIVISION RIVAL CLEVELAND:

"We're excited about [last Sunday's Pittsburgh] win, a divisional win on the road, and now we're preparing for another very tough divisional game on the road against another rival in the Browns. They are a very physical team. It is a great atmosphere in Cleveland all the time – a tough place to play. We're getting to work right now. It's a short week, so we are not wasting any time."

INJURY UPDATE

QB Lamar Jackson (knee) and **RG Kevin Zeitler** (knee) did not play last Sunday at Pittsburgh. In that game, backup **QB Tyler Huntley** (concussion) left in the third quarter and didn't return. Starters **WR Rashod Bateman** (foot) and **NT Michael Pierce** (biceps) are on season-ending IR.

NOTE THE QUOTE

LB ROQUAN SMITH ON THE RAVENS RUSHING ATTACK:

"I have a lot of respect for those guys on the offensive side of the ball. The O-line [is a] very physical group, the running backs welcoming J.K. [Dobbins] back, and then, even the receivers blocking on the outside ... I have great deal of respect, and I'm just happy to be a part of it. I know once those guys get rolling, it's hard to stop – because I remember playing against these guys. I know what it's all about."

WEEK 15 SPOTLIGHT

ROQUAN MAKES IMMEDIATE RETURN

X **ILB Roquan Smith**, who was acquired via trade on Nov. 1, has tallied 37 tackles, 2 sacks, 2 PD and 1 INT in five games as a Raven.

X Since Smith's first Baltimore game in Week 9, the Ravens' defense has allowed the NFL's fewest rush ypg (55.0), second-fewest points per game (13.4) and second-fewest touchdowns (6).



ROQUAN SMITH

POINTS PER GAME ALLOWED (SINCE WEEK 9 / SMITH'S FIRST GAME)

| Rk. | Team | PPG |
|-----|---------------|------|
| 1. | San Francisco | 10.0 |
| 2. | Baltimore | 13.4 |
| 3. | New England | 15.8 |
| 4. | NY Jets | 16.8 |
| | Washington | 16.8 |

120 TACKLES IN 2022

3 INTS IN 2022

4.5 SACKS IN 2022

Chad Steele - SVP of Communications ■ Patrick Gleason - VP of Public Relations ■ Marisol Renner - Director of Publications ■ Tom Valente - Director of Public Relations
Vernon Dennis - Public Relations Coordinator ■ Dan Horowitz - Public Relations Coordinator ■ Emma Levine - Public Relations Intern

RAVENS 2022 INFORMATION

SCHEDULE & RESULTS [9-4]

| Date | Opponent | Time/Result |
|-------------------|-------------------------|-------------|
| Sun. Sept. 11 | at New York Jets | W, 24-9 |
| Sun. Sept. 18 | MIAMI DOLPHINS | L, 38-42 |
| Sun. Sept. 25 | at New England Patriots | W, 37-26 |
| Sun. Oct. 2 | BUFFALO BILLS | L, 20-23 |
| Sun. Oct. 9 | CINCINNATI BENGALS | W, 19-17 |
| Sun. Oct. 16 | at New York Giants | L, 20-24 |
| Sun. Oct. 23 | CLEVELAND BROWNS | W, 23-20 |
| Thurs. Oct. 27 | at Tampa Bay Buccaneers | W, 27-22 |
| Mon. Nov. 7 | at New Orleans Saints | W, 27-13 |
| Sun. Nov. 13 | BYE | |
| Sun. Nov. 20 | CAROLINA PANTHERS | W, 13-3 |
| Sun. Nov. 27 | at Jacksonville Jaguars | L, 27-28 |
| Sun. Dec. 4 | DENVER BRONCOS | W, 10-9 |
| Sun. Dec. 11 | at Pittsburgh Steelers | W, 16-14 |
| Sat. Dec. 17 | at Cleveland Browns | 4:30 p.m. |
| Sat. Dec. 24 | ATLANTA FALCONS | 1 p.m. |
| Sun. Jan. 1* | PITTSBURGH STEELERS | 1 p.m. |
| Sat/Sun. Jan. 7/8 | at Cincinnati Bengals | TBD |

* Flexible Scheduling Games Home Games in CAPS All Times Eastern

NUMBERS TO NOTE

1 – NFL defender (**LB Roquan Smith**) this season with at least 4 sacks and 3 INTs. Smith also owns 120 tackles on the year.

4 – Teams this season (Baltimore, LA Rams, Minnesota & San Francisco) that have yet to allow a 100-yard rusher in a game.

4 – INTs by **S Marcus Williams**, including 1 in last Sunday's win at Pittsburgh. Williams, who missed seven games with a wrist injury, has played in just six games.

39 – Sacks by the Ravens' defense this season, tying (NE & NYJ) for the NFL's fourth most.

68 – Rushes gaining 10+ yards by Baltimore this season, tying Chicago for the NFL's most.

81.0 – The NFL's No. 1 yards-per-game differential for Baltimore, which boasts the league's No. 2 rush defense (81.2 ypg allowed) and No. 2 rushing offense (162.2 ypg, tied w/ Phi.).

120 – Rushing yards for **RB J.K. Dobbins** in last Sunday's win at Pittsburgh. Marking his 20th career NFL game, Dobbins became the fastest Raven ever to accrue 1,000 rushing yards (1,048) and 10 rushing TDs (11) in a career.

288.3 – Yards per game allowed by the Ravens' defense dating back to Week 5 (past nine games), ranking second best in the NFL. Only Washington (283.2 ypg) has been better.

332 – Consecutive games the Ravens have scored, marking the NFL's longest active streak, which dates back to 9/30/02. Carolina is second at 323 straight games.

NOTE OF THE WEEK I

X In last Sunday's win at Pittsburgh, **K Justin Tucker** became the Ravens' all-time leading scorer (1,473 points), passing K Matt Stover's longtime record (1,464). Tucker is now just 1 FGM shy of setting another new career franchise record, for which he's currently tied with Stover (354 FGM each).

MOST POINTS SCORED [RAVENS HISTORY]

| Rk. | Name (Seasons) | Points |
|-----|-------------------------------|--------|
| 1. | Justin Tucker (2012-22) | 1,473 |
| 2. | Matt Stover (1996-2008) .. | 1,464 |
| 3. | Billy Cundiff (2009-11) | 294 |

MOST FIELD GOALS MADE [RAVENS HISTORY]

| Rk. | Name (Seasons) | FGM |
|-----|-------------------------------|-----|
| 1. | Justin Tucker (2012-22) | 354 |
| | Matt Stover (1996-2008) ... | 354 |
| 3. | Billy Cundiff (2009-11) | 66 |

X Tucker in 2022: Tucker is 28-of-31 (90.3%) on FGAs this season, tying Daniel Carlson for the NFL's most FGMs. Tucker's 3 misses occurred from 67 (short), 60 (blocked) and 56 (hit LU) yards out.

NOTE OF THE WEEK II

X Baltimore has tallied both the NFL's second-most total takeaways (23, tied) and interceptions (14, tied) this season.

X The Ravens' +9 turnover margin in 2022 also stands as the league's second-best mark, trailing only Philadelphia (+14).

MOST INTERCEPTIONS / 2022

| | | |
|----|--------------------|----|
| 1. | Philadelphia..... | 15 |
| 2. | Baltimore | 14 |
| | Pittsburgh | 14 |
| | San Francisco..... | 14 |

TOTAL TAKEAWAYS / 2022

| | | |
|----|--------------------|----|
| 1. | Philadelphia | 24 |
| 2. | Baltimore | 23 |
| | Dallas..... | 23 |
| 4. | Buffalo | 22 |

NOTE OF THE WEEK III

X DE Calais Campbell (99) is 1 sack shy of reaching the coveted 100 milestone.

X Campbell is the NFL's only active defender to play in over 200 games (225).

X Campbell, who blocked a Pittsburgh FGA last Sunday, also has nine career blocked FGAs, marking the most among active NFL players and third overall since 2000.



ROAD WARRIORS

X Baltimore is 5-2 in away games this season, tying Buffalo and Kansas City for the NFL's second-best road record. Only Philly (6-0) owns a better mark in away games.

2022 AFC NORTH STANDINGS

| Team | W | L | T | Home | Road | Div. | Con. | PF | PA | Strk |
|------------|---|---|---|------|------|------|------|-----|-----|------|
| Baltimore | 9 | 4 | 0 | 4-2 | 5-2 | 3-0 | 6-3 | 301 | 250 | W2 |
| Cincinnati | 9 | 4 | 0 | 5-1 | 4-3 | 2-3 | 6-3 | 335 | 265 | W5 |
| Cleveland | 5 | 8 | 0 | 3-3 | 2-5 | 2-2 | 3-7 | 300 | 323 | L1 |
| Pittsburgh | 5 | 8 | 0 | 2-4 | 3-4 | 1-3 | 2-7 | 227 | 293 | L1 |

RAVENS / BROWNS INFORMATION

2022 NFL RANKINGS

OFFENSE

| Category | --Ravens-- | | --Browns-- | |
|---------------------|------------|------|------------|------|
| | Stats | Rank | Stats | Rank |
| Total Offense | 347.0 | 14 | 368.8 | 6 |
| Rush Offense | 162.2 | 2t | 149.5 | 5 |
| Pass Offense | 184.8 | 27 | 219.3 | 18 |
| Points Per Game | 23.2 | 12 | 23.1 | 13 |
| 3rd-Down Off. % | 42.8 | 10 | 37.9 | 22 |
| 4th-Down Off. % | 53.3 | 11t | 54.5 | 10 |
| Red Zone Off. (TD%) | 50.0 | 24 | 56.8 | 14 |

DEFENSE

| Category | --Ravens-- | | --Browns-- | |
|---------------------|------------|------|------------|------|
| | Stats | Rank | Stats | Rank |
| Total Defense | 330.4 | 12 | 343.8 | 17 |
| Rush Defense | 81.2 | 2 | 128.1 | 22 |
| Pass Defense | 249.2 | 26 | 215.8 | 16 |
| Points Per Game | 19.2 | 8 | 24.9 | 27 |
| 3rd-Down Def. % | 32.2 | 2 | 36.3 | 6 |
| 4th-Down Def. % | 70.6 | 31 | 54.5 | 19t |
| Red Zone Def. (TD%) | 54.8 | 14t | 56.3 | 18 |

TEAM

| Category | --Ravens-- | | --Browns-- | |
|----------------|------------|------|------------|------|
| | Stats | Rank | Stats | Rank |
| Turnover Ratio | +9 | 2 | -5 | 27t |
| Penalties | 69 | 10t | 83 | 25t |
| Penalty Yards | 595 | 15 | 703 | 28 |

RAVENS-BROWNS SERIES HISTORY

- ✗ All-Time Regular Season: Ravens lead, 35-12
- ✗ Regular Season, at Cleveland: Ravens lead, 16-7
- ✗ Regular Season, Under Harbaugh: Ravens lead, 24-5
- ✗ Regular Season, at Cleveland, Under Harbaugh: Ravens lead, 11-3

RAVENS-BROWNS SERIES HISTORY / SINCE 2015

| Date | Winner | Score/Site | Attend. |
|----------|--------|----------------|---------|
| 10/11/15 | Browns | 33-30 Bal. OT | 71,046 |
| 11/30/15 | Ravens | 33-27 @ Cle. | 64,380 |
| 09/18/16 | Ravens | 25-20 @ Cle. | 67,431 |
| 11/10/16 | Ravens | 28-7 Bal. | 70,921 |
| 09/17/17 | Ravens | 24-10 Bal. | 70,605 |
| 12/17/17 | Ravens | 27-10 @ Cle. | 56,434 |
| 10/07/18 | Browns | 12-9 @ Cle. OT | 67,431 |
| 12/30/18 | Ravens | 26-24 Bal. | 70,925 |
| 09/29/19 | Browns | 40-25 Bal. | 70,686 |
| 12/22/19 | Ravens | 31-15 @ Cle. | 67,431 |
| 09/13/20 | Ravens | 38-6 Bal. | N/A |
| 12/14/20 | Ravens | 47-42 @ Cle. | 11,974 |
| 11/28/21 | Ravens | 16-10 Bal. | 70,355 |
| 12/12/21 | Browns | 24-22 @ Cle. | 67,431 |

2022 RAVENS / BROWNS LEADERS

PASSING YARDS [TDs/INTs]

| | | | |
|---------------|--------------|-----------------|--------------|
| Lamar Jackson | 2,242 (17/7) | Jacoby Brissett | 2,608 (12/6) |
| Tyler Huntley | 275 (0/1) | Deshaun Watson | 407 (1/2) |

RUSHING YARDS [AVG.]

| | | | |
|---------------|-----------|-----------------|-------------|
| Lamar Jackson | 764 (6.8) | Nick Chubb | 1,153 (5.0) |
| Kenyan Drake | 422 (4.5) | Kareem Hunt | 423 (4.0) |
| Gus Edwards | 261 (4.2) | Jacoby Brissett | 238 (5.1) |

RECEIVING YARDS [CATCHES]

| | | | |
|-------------------|----------|-----------------------|----------|
| Mark Andrews | 671 (58) | Amari Cooper | 874 (63) |
| Demarcus Robinson | 390 (38) | Donovan Peoples-Jones | 751 (53) |

POINTS

| | | | |
|----------------|-----|--------------|----|
| Justin Tucker | 113 | Cade York | 88 |
| Mark Andrews | 32 | Nick Chubb | 74 |
| Devin Duvernay | 30 | Amari Cooper | 42 |

INTERCEPTIONS [YARDS]

| | | | |
|-----------------|--------|------------------------|---------|
| Marcus Williams | 4 (33) | Delpit/Fields II/Green | 1 (N/A) |
| Marlon Humphrey | 3 (26) | Johnson/Jones/Ward | 1 (N/A) |

SACKS [YARDS]

| | | | |
|-----------------|-------------|---------------|------------|
| Justin Houston | 9.0 (-59) | Myles Garrett | 12 (-69.5) |
| Calais Campbell | 5.5 (-48.5) | Taven Bryan | 2.5 (-21) |

TACKLES

| | | | |
|---------------|----|-------------------------|----|
| Patrick Queen | 91 | Grant Delpit | 75 |
| Chuck Clark | 77 | Jeremiah Owusu-Koramoah | 70 |

GROSS PUNTING [NET]

| | | | |
|--------------|-------------|-----------------|-------------|
| Jordan Stout | 46.7 (41.1) | Corey Bojorquez | 49.1 (40.7) |
|--------------|-------------|-----------------|-------------|

FIELD GOALS [PCT.]

| | | | |
|---------------|--------------|-----------|--------------|
| Justin Tucker | 28/31 (90.3) | Cade York | 20/26 (76.9) |
|---------------|--------------|-----------|--------------|

PUNT RETURN YARDS [AVG.]

| | | | |
|----------------|------------|-----------------------|------------|
| Devin Duvernay | 183 (12.2) | Donovan Peoples-Jones | 208 (13.0) |
|----------------|------------|-----------------------|------------|

KICKOFF RETURN YARDS [AVG.]

| | | | |
|----------------|------------|-------------|------------|
| Devin Duvernay | 342 (26.3) | Jerome Ford | 491 (24.6) |
|----------------|------------|-------------|------------|

2022 TALE OF THE TAPE

| Category | Ravens | Browns |
|------------------------|--------|--------|
| Record | 9-4 | 5-8 |
| Current Streak | Won 2 | Lost 1 |
| Points Scored | 301 | 300 |
| TDs Scored | 31 | 35 |
| Rushing TDs Scored | 13 | 18 |
| Passing TDs Scored | 17 | 13 |
| TDs on Returns | 1 | 4 |
| Points Against | 250 | 323 |
| TDs Allowed | 27 | 36 |
| Rushing TDs Allowed | 10 | 17 |
| Passing TDs Allowed | 17 | 19 |
| TDs on Returns Allowed | 0 | 0 |
| KOR Avg. For | 23.3 | 22.9 |
| KOR Avg. Against | 21.5 | 22.3 |
| PR Avg. For | 12.2 | 9.9 |
| PR Avg. Against | 6.9 | 13.9 |
| Sacks | 39 | 27 |
| Sacks Allowed | 30 | 27 |
| Interceptions | 14 | 6 |
| Interceptions Thrown | 9 | 9 |
| Fumbles Lost/Recovered | 5/9 | 9/7 |

RAVENS COACHES, MILESTONES & MORE

RAVENS COACHES

| Name (Coaching Experience: NFL /Ravens) | Title |
|---|---------------------------------------|
| John Harbaugh (25/15) | Head Coach |
| Chris Horton (9/9) | Special Teams Coordinator |
| Mike Macdonald (8/8) | Defensive Coordinator |
| Greg Roman (25/8)* | Offensive Coordinator |
| Randy Brown (19/15) | Special Teams Coach |
| Joe D'Alessandris (14/6) | Offensive Line Coach |
| Mike Devlin (20/1)* | Assistant Offensive Line Coach |
| Kerry Dixon (1/1) | Assistant Quarterbacks Coach |
| George Godsey (12/1) | Tight Ends Coach |
| Chris Hewitt (11/11) | Pass Game Coordinator / Secondary |
| Rob Leonard (10/1) | Outside Linebackers Coach |
| D'Anton Lynn (9/2)* | Safeties Coach |
| Tee Martin (2/2) | Wide Receivers Coach |
| Zach Orr (6/5) | Inside Linebackers Coach |
| Ryan Osborn (1/1)* | Defensive Assistant |
| Jay Peterson (2/2) | Defensive Assistant |
| Matt Robinson (2/2)* | Defensive Assistant |
| Steve Saunders (7/7) | Head Strength & Conditioning Coach |
| Daniel Stern (7/7)* | Offensive Assistant |
| Travis Switzer (6/6)* | Offensive Assistant |
| James Urban (19/5) | Quarterbacks Coach |
| Craig Ver Steeg (16/15) | Running Backs Coach |
| Anthony Weaver (11/2) | Assistant Head Coach / Defensive Line |
| T.J. Weist (5/5) | Special Teams Coach |
| Keith Williams (2/2) | Pass Game Specialist |

*Located in the booth on gameday

RAVENS RADIO BROADCASTS

- The Ravens' 2022 radio team features Gerry Sandusky and former Ravens DB and Hall of Famer Rod Woodson. Sandusky, WBAL-TV 11's sports director, delivers the play-by-play for the broadcast team, while Woodson serves as the color analyst.
- Games can be heard on 98 Rock WIIY (97.9 FM), WBAL 1090 AM, WBAL 101.5 FM, ESPN 630 AM, BaltimoreRavens.com, the Ravens mobile app, SiriusXM Ch. 82/226 and on our regional affiliates. This network broadcasts each Ravens game across five states – including Maryland, Pennsylvania, Delaware, West Virginia and Kentucky – and Washington D.C.
- With a crew consisting of David Andrade (play-by-play), Allen Gutierrez (analyst) and Victor Flores (producer), the Spanish radio broadcast of all Ravens games can be heard on Radio La Mera Mera 1050 AM and WTTZ 93.5 FM. The broadcast will also stream digitally on the Ravens Mobile App, and the Ravens' and Tico Sports' respective websites.



MILESTONES ON THE HORIZON

TE Mark Andrews

- Andrews (nine games) needs 100 receiving yards to break a tie with WR Mark Clayton for the most 100-yard receiving games in Ravens history.
- With 1 more red zone receiving TD, Andrews (27) will tie TE Todd Heap (28) for the most red zone receiving TDs in Ravens franchise history.
- Andrews is 29 receiving yards shy of 700 this season. In reaching that mark, he'd become the fourth TE in NFL history (Antonio Gates, Jimmy Graham & Kellen Winslow Sr.) to record at least 700 receiving yards and 5 receiving TDs in four of the first five seasons of a career.

OLB Tyus Bowser

- Bowser (19.5) needs a half-sack to register 20 for his career. In reaching that number, he'd become the fourth player (also Jamal Adams, Preston Smith and T.J. Watt) to record at least 20 sacks, 4 INTs and 4 FFs since 2017.

DE Calais Campbell

- Campbell (99) needs 1 sack to become the 63rd player in NFL history to reach the coveted century mark.
- Campbell (797) is 3 tackles shy of 800 for his career.

OLB Justin Houston

- Houston (9) needs 1 sack in 2022 to become the first Raven with at least 10 sacks since OLB Terrell Suggs (2017). He'd also become the second Raven (Suggs in 2003 & 2011) to record at least 10 sacks, 1 INT and 1 FF in a season.
- Houston (497) is 3 tackles shy of 500 for his career.
- With 1 FF, Houston will notch the 20th of his career, becoming the 11th player in NFL history with at least 100 sacks, 5 INTs and 20 FFs.

CB Marlon Humphrey

- Humphrey owns 3 sacks this season, and with another sack, will set the Ravens' single-season sacks record by a DB.

ILB Patrick Queen

- Queen (294) is 6 tackles shy of 300 for his career.

K Justin Tucker

- Tucker (354) needs 1 field goal made to break a tie with K Matt Stover for the most in Ravens franchise history.
- With 2 more field goals made this season, Tucker will record his eighth-career 30-FGM season. His seven seasons reaching 30 FGM already mark an NFL record.

RAVENS PRONUNCIATION GUIDE

PLAYERS: Tyler Badie (BAY-dee); Vince Biegel (BEE-gull); Calais Campbell (cuh-LAY-us); Devin Duvernay (DOO-ver-nay); Daniel Faalele (FAH-ah-LAY-lay); Charlie Kolar (KOH-ler); Justin Madubuike (mad-uh-BEE-kay); Patrick Mekari (muh-CARE-ee); David Ojabo (oh-JOBB-oh); Odafe Oweh (uh-DAH-fay, OH-way); James Proche II (pro-SHAY); Kevon Seymour (KEE-von); Tylan Wallace (TIE-luhn); Ar'Darius Washington (ar-DARE-ee-us)

COACHES: Joe D'Alessandris (dell-ah-SAN-dress); D'Anton Lynn (DANT-in); Craig Ver Steeg (ver-STEGG); T.J. Weist (WEEST)

BALTIMORE'S 2022 OPPONENTS

| REG. SEASON SERIES | 2022 RECORD | SERIES HISTORY AND 2022 MATCHUP |
|---|--|---|
|  <p>Ravens Record: 10-2 Home: 6-0 Away: 4-2 Last: W, 24-9 – 9/11/22 at NYJ</p> | <p>Overall: 7-6 Home: 3-3 Away: 4-3 Under Saleh: 11-19</p> | <p>In its 24-9 wire-to-wire, season-opening victory at NYJ (9/11/22), Baltimore limited the Jets to just 2-of-14 (14.3%) on third down, adding 2 takeaways (1 INT & 1 FR) in the contest. On the other side of the ball, Lamar Jackson eclipsed 10,000 career passing yards, tossing 3 TDs for the 14th time in his career.</p> |
|  <p>Ravens Record: 8-8 Home: 4-2 Away: 4-6 Last: L, 38-42 – 9/18/22 vs. Mia.</p> | <p>Overall: 8-5 Home: 5-1 Away: 3-4 Under McDaniel: 8-5</p> | <p>Despite QB Lamar Jackson completing 21-of-29 passes for 318 yards and 3 TDs (142.6 rating), while adding 119 rushing yards and 1 TD on 9 carries (13.2 avg.), Miami outlasted the Ravens, 42-38, in their Week 2 matchup (9/18/22). Jackson surpassed Mike Vick for the most 100-yard rushing games by a QB in NFL history (11).</p> |
|  <p>Ravens Record: 3-9 Home: 2-3 Away: 1-6 Last: W, 37-26 – 9/25/22 at NE</p> | <p>Overall: 6-6 <small>* plays 12/12 (on MNF)</small> Home: 3-3 Away: 3-3 Under Belichick: 260-105</p> | <p>QB Lamar Jackson posted the NFL's second-ever performance with 4 passing TDs, 100 rushing yards and 1 rushing TD (also QB Randall Cunningham, 1990), as the Ravens edged the Patriots, 37-26 (9/25/22). Baltimore earned its first-ever regular season victory at NE, and John Harbaugh won his 150th game.</p> |
|  <p>Ravens Record: 6-4 Home: 5-2 Away: 1-2 Last: L, 20-23 – 10/2/22 vs. Buf.</p> | <p>Overall: 10-3 Home: 5-1 Away: 5-2 Under McDermott: 59-35</p> | <p>Baltimore led 20-10 at the half, but couldn't hold onto the lead, ultimately dropping the battle, 23-20 (10/2/22). RB J.K. Dobbins saw his first home action since 2020 and picked up right where he left off, rushing for 41 yards and 1 TD on 13 carries, while also recording a 1-yard TD on a shovel pass from QB Lamar Jackson.</p> |
|  <p>Ravens Record: 28-25 Home: 18-9 Away: 10-16 Last: W, 19-17 – 10/9/22 vs. Cin.</p> | <p>Overall: 9-4 Home: 5-1 Away: 4-3 Under Taylor: 25-36-1</p> | <p>K Justin Tucker drilled the game-winning 43-yard FG as time expired to deliver the Ravens a 19-17 victory vs. Cin. (10/9/22) on Sunday Night Football. The Ravens improved to 19-2 at home in primetime games under Coach Harbaugh (since 2008), including 8-1 at home on SNF during that span.</p> |
|  <p>Ravens Record: 4-3 Home: 3-0 Away: 1-3 Last: L, 20-24 – 10/16/22 at NYG</p> | <p>Overall: 7-5-1 Home: 4-3-1 Away: 3-2 Under Daboll: 7-5-1</p> | <p>Baltimore led for most of the game, but couldn't hold on, losing 24-20 at NYG (10/16/22). The Ravens' defense permitted a season-low 3.8 yards per play, while on offense, their rushing attack gained 211 yards and 1 TD on 24 carries, averaging a single-game franchise-record 8.8 yards per attempt.</p> |
|  <p>Ravens Record: 35-12 Home: 19-5 Away: 16-7 Last: W, 23-20 – 10/23/22 vs. Cle.</p> | <p>Overall: 5-8 Home: 3-3 Away: 2-5 Under Stefanski: 24-22</p> | <p>ILB Malik Harrison blocked a 60-yard FGA to help seal the 23-20 win for Baltimore, vs. Cle. (10/23/22). The game also featured RB Gus Edwards' season debut after missing the entire 2021 campaign. In his return, Edwards paced the Ravens with 66 rushing yards and 2 TDs on 16 carries.</p> |
|  <p>Ravens Record: 5-2 Home: 2-1 Away: 3-1 Last: W, 27-22 – 10/27/22 at TB</p> | <p>Overall: 6-7 Home: 4-3 Away: 2-4 Under Bowles: 6-7</p> | <p>The Ravens defeated Tampa Bay, 27-22, at TB (10/27/22) on Thursday Night Football. It was a true tale of two halves, as Baltimore's second-half offense exploded for 204 rushing yards and 1 TD on 26 attempts (7.8 avg.), while QB Lamar Jackson's second half featured 8-of-8 passing for 94 yards and 2 TDs (155.2 rating).</p> |
|  <p>Ravens Record: 6-2 Home: 3-2 Away: 3-0 Last: W, 27-13 – 11/7/22 at NO</p> | <p>Overall: 4-9 Home: 3-4 Away: 1-5 Under Allen: 4-9</p> | <p>Baltimore defeated New Orleans, 27-13, in a MNF showdown at NO (11/7/22). OLB Justin Houston wreaked havoc in the contest, posting 2.5 sacks and 1 INT for a Ravens defense that limited the Saints to 48 rushing yards on 15 attempts (3.2 avg.). He became the first Raven ever to post three straight multi-sack games.</p> |
|  <p>Ravens Record: 3-4 Home: 2-1 Away: 1-3 Last: W, 13-3 – 11/20/22 vs. Car.</p> | <p>Overall: 5-8 Home: 4-3 Away: 1-5 Under Wilks: 4-4</p> | <p>Baltimore's defense permitted season lows in points (3), total yards (205), yards-per-play average (3.8) and rushing yards (36), while recording 3 takeaways (2 INTs & 1 FR) and 4 sacks, en route to a 13-3 victory vs. Car. (11/20/22). The Ravens improved to 7-3 for the fifth time in franchise history (also 2004, 2010, 2011 & 2021).</p> |
|  <p>Ravens Record: 10-13 Home: 7-5 Away: 3-8 Last: L, 27-28 – 11/27/22 at Jax.</p> | <p>Overall: 5-8 Home: 3-3 Away: 2-5 Under Pederson: 5-8</p> | <p>The Ravens fell to the Jaguars, 27-28, at Jax. (11/27/22), after K Justin Tucker's potential game-winning 67-yard FG came up just short. Baltimore's rush defense was stout, permitting 38 rushing yards on 20 carries (1.9 avg.), marking its fewest yards-per-carry allowed since 2019.</p> |
|  <p>Ravens Record: 8-6 Home: 6-1 Away: 2-5 Last: W, 10-9 – 12/4/22 vs. Den.</p> | <p>Overall: 3-10 Home: 2-3 Away: 1-7 Under Hackett: 3-10</p> | <p>Baltimore captured a 10-9 victory vs. Den. (12/4/22) in a defensive battle that featured a QB Tyler Huntley-led 16-play, 91-yard game-winning TD drive. Baltimore's defense limited Denver to 2-of-12 (16.7%) on third down and kept the Broncos out of the red zone for the entire game. Its 9 points allowed were a season low.</p> |
|  <p>Ravens Record: 24-29 Home: 13-13 Away: 11-16 Last: W, 16-14 – 12/11/22 at Pit.</p> | <p>Overall: 5-8 Home: 2-4 Away: 3-4 Under Tomlin: 159-93-2</p> | <p>Baltimore totaled 215 yards on 42 carries (5.1 avg.), en route to a 16-14 win at Pit. (12/11/22). RB J.K. Dobbins led the ground game with 120 yards and 1 TD on 15 carries (8.0 avg.). LBs Roquan Smith and Patrick Queen each recorded an INT, and K Justin Tucker became the all-time leading scorer in Ravens franchise history.</p> |
|  <p>Ravens Record: 4-2 Home: 2-0 Away: 2-2 Last: W, 26-16 – 12/2/18 at Atl.</p> | <p>Overall: 5-8 Home: 4-3 Away: 1-5 Under Smith: 12-18</p> | <p>This is the third game in franchise history in which Baltimore will host the Atlanta Falcons. In its last such matchup (10/19/14), Baltimore produced 5 sacks, including 2 sacks each by OLBs Elvis Dumervil and Pernell McPhee, jumping out to a 17-0 halftime lead and ultimately defeating the Falcons, 29-7.</p> |

RAVENS WINNING WAYS

TOP FRANCHISES / SINCE 2000

* plays 12/12 on MNF

TOTAL WINS

1. New England Patriots* 290
2. Pittsburgh Steelers 246
3. Green Bay Packers 242
4. **Baltimore Ravens** 234
- Indianapolis Colts 234
6. Philadelphia Eagles 229

SUPER BOWL BERTHS

1. New England Patriots 9
2. New York Giants 3
- Pittsburgh Steelers 3
- Sea. Seahawks, STL/LAR Rams . . . 3
5. **Baltimore Ravens, Car., Den.** . . . 2
- Ind., KC, Phi., SF, TB 2

SUPER BOWL TITLES

1. New England Patriots 6
2. **Baltimore Ravens** 2
- New York Giants 2
- Pittsburgh Steelers 2
- Tampa Bay Buccaneers 2
6. Eight Teams 1

CONF. TITLE GAMES

1. New England Patriots 13
2. Green Bay Packers 6
- Philadelphia Eagles 6
- Pittsburgh Steelers 6
5. San Francisco 49ers 5
6. **Baltimore Ravens, Ind., KC** . . . 4

WINNING SEASONS

1. New England Patriots 20
2. Green Bay Packers 17
- Pittsburgh Steelers 17
4. **Baltimore Ravens** 16
- Indianapolis, Philadelphia . . . 16

PLAYOFF BERTHS

1. New England Patriots 18
2. Green Bay Packers 16
3. Indianapolis Colts 15
4. Phi., Pit, Sea. 14
7. **Baltimore** 13

(berths from 2000-21)

PLAYOFF GAMES

1. New England Patriots 42
2. Green Bay Packers 29
3. **Baltimore Ravens** 27
- Ind., Phi., Pit., Sea. 27
8. Kansas City, New Orleans . . . 19

PLAYOFF WINS

1. New England Patriots 30
2. **Baltimore Ravens** 16
3. Pittsburgh Steelers 15
4. Green Bay Packers 14
- Philadelphia, Seattle 14

TWO-TIME SUPER BOWL CHAMPIONS



In a magnificent effort showcasing thrilling performances by their defense, offense and special teams units, the Baltimore Ravens won Super Bowl XXXV with a 34-7 victory over the New York Giants. Allowing the Giants a meager 152 total net yards, New York's attack crossed midfield just twice, while Baltimore's "D" posted 4 INTs. LB Ray Lewis was named the game's MVP, capping an accolade-filled season in which he was also tabbed the NFL's Defensive Player of the Year.

Baltimore defeated San Francisco, 34-31, in Super Bowl XLVII, capturing the franchise's second World Championship. After an amazing first-half performance, the Ravens took a commanding 28-6 lead. But following a bizarre, 34-minute power outage that halted play, the 49ers stormed back into contention. Clinging to a 34-29 edge late in the game, the Ravens stood firm on a pivotal goal-line stand, jamming SF on four-straight plays inside the 7-yard line. QB Joe Flacco was named the game's MVP.

PLAYOFF PERFORMERS

FRANCHISE PLAYOFF WINNING PERCENTAGES [SINCE 1970 MERGER]

| Rk. | Team | Record | Pct. |
|-----|---------------------------|--------|------|
| 1. | New England Patriots***** | 36-21 | .632 |
| 2. | New York Giants**** | 20-12 | .625 |
| 3. | San Francisco 49ers***** | 34-21 | .618 |
| 4. | Baltimore Ravens** | 16-11 | .593 |
| 5. | Pittsburgh Steelers***** | 36-26 | .581 |

* Number of Super Bowl Titles

JOHN HARBAUGH ERA [SINCE 2008]

PLAYOFF BERTHS

1. New England Patriots 12
2. Green Bay Packers 11
3. **Baltimore Ravens** 9
- Kansas City Chiefs 9
- Pittsburgh Steelers 9
- Seattle Seahawks 9
7. Indianapolis Colts 8
- New Orleans Saints 8
- Philadelphia Eagles 8

(berths from 2008-21)

TOTAL WINS

1. New England Patriots* 185
2. Green Bay Packers 161
3. **Baltimore Ravens** 157
- Pittsburgh Steelers 157
5. New Orleans Saints 154
6. Kansas City Chiefs 147
7. Seattle Seahawks 145
8. Indianapolis Colts 138
- Philadelphia Eagles 138

PLAYOFF WINS

1. New England Patriots 16
2. **Baltimore Ravens** 11
- Green Bay Packers 11
4. Seattle Seahawks 10
5. Kansas City, San Francisco . . . 9

PLAYOFF GAMES

1. New England Patriots 25
2. Green Bay Packers 21
3. **Baltimore Ravens** 19
4. Seattle Seahawks 18
5. Kansas City Chiefs 17

AFC TITLE GAMES

1. New England Patriots 8
2. Kansas City Chiefs 4
3. **Baltimore Ravens** 3
- Pittsburgh Steelers 3
5. Denver, Indianapolis 2
- NY Jets 2

PLAYOFF ROAD WINS

1. **Baltimore Ravens** 8
2. Green Bay Packers 5
- San Francisco 49ers 5
4. New York Jets 4
5. LA Rams, Philadelphia 3
- Seattle, Tampa Bay, Tennessee . . 3

REG. SEASON WINS

1. New England Patriots* 169
2. Green Bay Packers 150
3. Pittsburgh Steelers 149
4. **Baltimore Ravens** 146
- New Orleans Saints 146
6. Kansas City Chiefs 138
7. Seattle Seahawks 135

REG. SEASON HOME WINS

1. New England Patriots 94
2. Green Bay Packers 89
3. **Baltimore Ravens** 86
4. Pittsburgh Steelers 83
5. Minnesota Vikings 79
- New Orleans Saints 79
7. Seattle Seahawks 76

SUPER BOWL SUCCESS

The Ravens are one of five franchises (New England, NY Giants, Pittsburgh & Tampa Bay) to win multiple Super Bowls since 2000.

HEAD COACH JOHN HARBAUGH



RECORDS (2008-22)

- Overall Career Record 157-100
- Regular Season Record 146-92
- at Home 86-33
- on Road 60-59
- vs. AFC 107-70
- vs. AFC North 53-34
- vs. NFC 39-22
- Playoff Record 11-8
- Home Playoff Games 2-2
- Road Playoff Games 8-6
- Super Bowl Record 1-0
- vs. Browns 24-5



ALL-TIME RAVENS COACHING RECORDS

John Harbaugh is the third head coach in Baltimore Ravens history. He is the franchise's all-time winningest coach (157 total victories), 11 of which have come in the playoffs.

| Coach | Seasons | Reg. Season | Playoffs | Total |
|-----------------|-----------|-------------|----------|---------|
| John Harbaugh | 2008-22 | 146-92 | 11-8 | 157-100 |
| Brian Billick | 1997-2007 | 80-64 | 5-3 | 85-67 |
| Ted Marchibroda | 1996-98 | 16-31-1 | n/a | 16-31-1 |

HARBAUGH FAST FACTS

John Harbaugh has led the Ravens to a playoff berth in nine (2008-12, 2014 & 2018-20) of his 14 full seasons, and in 2012, captured the franchise's second Super Bowl title. In 2019, Coach Harbaugh became the first Ravens coach ever to win Associated Press NFL Coach of the Year Award.

Here are several more Harbaugh quick hits:

✗ Harbaugh owns the most road playoff wins (eight) by a HC in NFL history. Tom Landry (Dal.) and Tom Coughlin (Jax./NYG) are second with seven each.

✗ Under Harbaugh, Baltimore is one of six teams (NE, GB, KC, Pit. & Sea.) to earn a playoff berth in at least nine of the past 14 full seasons. Baltimore is also one of 10 teams (KC, Buf., GB, LAR, NE, NO, Phi. Sea. & Ten.) to make the playoffs in at least three of the past four seasons (2018-21).

✗ In 2019, the Ravens posted a franchise-best 14-2 record. Baltimore won a team-record 12 straight games to close out the regular season, earning its first-ever No. 1 playoff seed.

✗ Coach Harbaugh has led the Ravens to four AFC North Division titles (2011-12, 2018-19).

✗ The Ravens' 11 playoff wins since 2008 tie (GB) for the second most in the NFL (New England - 16).

✗ Under "Harbs," the Ravens have secured an appearance in three AFC Championship games (2008, 2011 & 2012).

✗ "Harbs" is the only head coach in NFL history to win a playoff game in each of his first four and five seasons.

✗ John and his brother, Jim (formerly of the 49ers), are the only head coaches to advance to three conference title games in the first five years as NFL bosses.

✗ Harbaugh is the only coach in NFL history to win a playoff game in six of the first seven seasons of a coaching career.

✗ In 2012, Harbaugh became the third coach (with Bill Cowher & Chuck Knox) since the 1970 merger to guide his team to the playoffs in each of his first five seasons.

✗ With the Ravens' 2014 playoff berth, Harbaugh became one of eight coaches in NFL history to make the postseason in six of their first seven seasons coaching.

RAVENS UNDER HARBAUGH: SINCE 2008

3

AFC TITLE GAMES
3RD MOST,
TIED, PIT.

8

ROAD PLAYOFF WINS
NFL'S MOST

9

PLAYOFF BERTHS
3RD MOST,
TIED, KC, PIT. & SEA.

11

PLAYOFF WINS
2ND MOST, TIED, GB

86

WINS AT HOME
3RD MOST

157

TOTAL VICTORIES
3RD MOST, TIED, PIT.

HEAD COACH JOHN HARBAUGH

ACTIVE HEAD COACH WINNING PERCENTAGE

Baltimore Ravens head coach John Harbaugh owns the sixth-best winning percentage (.611) among active coaches (min. 100 games), compiling a strong 157-100 record (including playoffs).

2022 ACTIVE HEAD COACHES / CAREER WINNING PERCENTAGE (TOTALS INCLUDE REGULAR SEASON & PLAYOFF GAMES / MIN. 100 GAMES)

| Rank | Coach | Teams | Seasons | Record | Pct. |
|------|----------------------|-------------|--------------------|----------------|-------------|
| 1. | Bill Belichick* | Cle./NE | 1991-95, 2000-22 | 327-162 | .669 |
| 2. | Sean McVay | LAR | 2017-22 | 66-38 | .635 |
| 3. | Andy Reid | Phi./KC | 1999-2012, 2013-22 | 262-154-1 | .630 |
| 4. | Mike Tomlin | Pit. | 2007-22 | 167-102-2 | .620 |
| 5. | Sean McDermott | Buf. | 2017-22 | 62-39 | .614 |
| 6. | John Harbaugh | Bal. | 2008-22 | 157-100 | .611 |
| 7. | Mike McCarthy | GB/Dal. | 2006-18, 2020-22 | 163-104-2 | .610 |

* plays 12/12 on MNF

COACHES WITH AT LEAST NINE PLAYOFF BERTHS — IN FIRST 14 NFL SEASONS —

| Coach | Berths |
|----------------------------|----------|
| Tony Dungy | 11 |
| Bud Grant | 11 |
| Marty Schottenheimer | 11 |
| Pete Carroll | 10 |
| Bill Cowher | 10 |
| Mike Holmgren | 10 |
| Mike McCarthy | 10 |
| John Harbaugh | 9 |
| Joe Gibbs | 9 |
| Chuck Knox | 9 |
| Chuck Noll | 9 |
| Sean Payton | 9 |
| Andy Reid | 9 |
| Mike Tomlin | 9 |

COACH HARBAUGH'S CAREER STOPS

| Team | Position | Years |
|--------------------------|----------------------------------|-----------|
| Baltimore Ravens | Head Coach | 2008-22 |
| Philadelphia Eagles | Secondary | 2007 |
| Philadelphia Eagles | Special Teams Coordinator | 1998-2006 |
| Indiana University | DBs / Special Teams Coord. | 1997 |
| University of Cincinnati | Assistant Head Coach | 1995-96 |
| University of Cincinnati | TEs / OLBs / RBs / Special Teams | 1989-94 |
| Morehead State | DBs / ST Coord. / S&C Coach | 1988 |
| University of Pittsburgh | Tight Ends | 1987 |
| Western Michigan | Graduate Assistant | 1984-86 |

HARBS IN ELITE COMPANY

MOST PLAYOFF WINS BY A HEAD COACH / FIRST 14 SEASONS

| Coach (Teams) | Playoff Wins | Coach (Teams) | Playoff Wins |
|--------------------------|--------------|---------------------------------|--------------|
| Joe Gibbs (Was.) | 17 | John Harbaugh (Bal.) | 11 |
| Bill Belichick (Cle./NE) | 15 | Pete Carroll (NYJ/NE/Sea.) | 11 |
| Chuck Noll (Pit.) | 14 | Mike Holmgren (GB/Sea.) | 11 |
| Bill Cowher (Pit.) | 12 | Bill Parcells (NYG/NE/NYJ/Dal.) | 11 |

HARBS' RAVENS TENURE

| Year | Record | Playoffs (Result) |
|------|-------------|---|
| 2022 | 9-4 | TBD |
| 2021 | 8-9 | No Playoff Berth |
| 2020 | 11-5 | 1-1 (Advanced to Divisional Round) |
| 2019 | 14-2 | 0-1 (No. 1 Seed / Advanced to Divisional Round) |
| 2018 | 10-6 | 0-1 (Advanced to Wild Card Round) |
| 2017 | 9-7 | No Playoff Berth |
| 2016 | 8-8 | No Playoff Berth |
| 2015 | 5-11 | No Playoff Berth |
| 2014 | 10-6 | 1-1 (Advanced to Divisional Round) |
| 2013 | 8-8 | No Playoff Berth |
| 2012 | 10-6 | 4-0 (Won Super Bowl XLVII) |
| 2011 | 12-4 | 1-1 (Advanced to AFC Championship) |
| 2010 | 12-4 | 1-1 (Advanced to Divisional Round) |
| 2009 | 9-7 | 1-1 (Advanced to Divisional Round) |
| 2008 | 11-5 | 2-1 (Advanced to AFC Championship) |

DURING HARBAUGH ERA / SINCE 2008

| TOTAL WINS (REG + POST) | | | PLAYOFF BERTHS | |
|-------------------------|------------------|------------|----------------|------------------------------------|
| Rk. | Team | Total Wins | Berths | Team (Seasons) |
| 1. | New England* | 185 | 12 | NE ('09-19, '21) |
| 2. | Green Bay | 161 | 11 | GB ('09-16, '19-21) |
| 3. | Baltimore | 157 | 9 | Bal. ('08-12, '14, '18-20) |
| | Pittsburgh | 157 | 9 | KC ('10, '13, '15-21) |
| 5. | New Orleans | 154 | 9 | Pit. ('08, '10-11, '14-17, '20-21) |
| 6. | Kansas City | 147 | 9 | Sea. ('10, '12-16, '18-20) |

* plays 12/12 on MNF

(berths from 2008-21)

POSTSEASON SUCCESS: 2022 ACTIVE COACHES

| PLAYOFF WIN PERCENTAGE (MIN. 6 GAMES) | | | SUPER BOWL TITLES | |
|--|----------------------|-------|-------------------|---|
| Rk. | Coach | Rec. | Pct. | |
| 1. | Bill Belichick | 31-13 | .705 | 6 |
| 2. | John Harbaugh | 7-3 | .700 | 1 |
| | Pete Carroll | | | 1 |
| | Mike McCarthy | | | 1 |
| | Sean McVay | | | 1 |
| | Doug Pederson | | | 1 |
| | Andy Reid | | | 1 |
| 5. | John Harbaugh | 11-8 | .579 | 1 |
| | Mike Tomlin | | | 1 |

HARBS' REGULAR SEASON TRENDS

| | |
|--|--------|
| • September | 33-17 |
| • October | 29-28 |
| • November | 42-18 |
| • December | 38-25 |
| • January | 4-4 |
| • Leading at halftime | 116-26 |
| • Leading after 3 quarters | 127-21 |
| • When scoring first | 107-36 |
| • Positive or even turnover ratio | 115-39 |
| • Scoring 20 or more points | 122-45 |
| • Scoring 30 or more points | 58-7 |
| • Totaling 350 or more net yards | 83-38 |
| • Rushing for 150 or more yards | 62-18 |
| • Holding opponent under 250 net yards | 49-7 |
| • Holding opponent under 21 points | 117-19 |

RAVENS OFFENSIVE NOTES



GREG ROMAN
4TH SEASON AS RAVENS
OFFENSIVE COORDINATOR

*2019 NFL ASSISTANT
COACH OF THE YEAR*

**MOST CONSECUTIVE GAMES
W/ 100+ RUSHING YARDS
(PRO FOOTBALL HISTORY)**

| | |
|-------------------------------|----|
| Baltimore Ravens (2018-21) | 43 |
| Pittsburgh Steelers (1974-77) | 43 |
| Detroit Lions (1935-39) | 38 |

ROMAN'S OFFENSES RACK UP TEAM RECORDS

In 2019, Baltimore set single-season franchise records in total TDs (64), points (531), net yards (6,521), rushing yards (3,296) and first downs (386). In 2020, the Ravens posted the second-most total TDs (55), points (468) and rushing yards (3,071) in franchise history, while 2021's 6,440 total yards stand second.

| TOTAL TDs | | | POINTS | | |
|-----------|------|-----|--------|------|--------|
| Rk. | Year | TDs | Rk. | Year | Points |
| 1. | 2019 | 64 | 1. | 2019 | 531 |
| 2. | 2020 | 55 | 2. | 2020 | 468 |
| 3. | 2009 | 47 | 3. | 2014 | 409 |

| NET YARDS | | | RUSHING YARDS | | |
|-----------|------|-------|---------------|------|-------|
| Rk. | Year | Yards | Rk. | Year | Yards |
| 1. | 2019 | 6,521 | 1. | 2019 | 3,296 |
| 2. | 2021 | 6,440 | 2. | 2020 | 3,071 |
| 3. | 2018 | 5,999 | 3. | 2003 | 2,674 |

DID YOU KNOW?

- During the John Harbaugh Era (since 2008) when rushing for at least 125 yards, the Ravens have produced an 87-26 record. Baltimore is 62-18 when rushing for at least 150 yards and 32-5 when tallying at least 200 yards, under Coach Harbaugh.
- Eight of the Ravens' all-time Top 13 rushing outputs have occurred since 2018, when QB Lamar Jackson became the starter: 404 at Cin. in 2020 (1st), 296 at Cle. in 2018 (4th), 294 vs. Dal. in 2020 (5th), 285 at LAR in 2019 (7th), 269 vs. Cin. in 2019 (9th), 267 vs. Cin. in 2018 (10th), 265 vs. Pit. in 2020 (11th) & 265 at Mia. in 2019 (11th).
- The 2020 Ravens became the first team in NFL history to have three players – QB Lamar Jackson, RB J.K. Dobbins & RB Gus Edwards – each tally at least 700 rushing yards and 6 rushing TDs.
- Since QB Lamar Jackson became Baltimore's starter in Week 11 of 2018, the Ravens have rushed for at least 200 yards in an NFL-high 26 games. (Tennessee is second with 14 such games.)

2022 OFFENSIVE RANKINGS

| T.O.P. AVERAGE | | RUSHING YPG | |
|----------------|---------------------------|-------------|--------------------------|
| 1. | Washington.....32:59 | 1. | Chicago 189.2 |
| 2. | Baltimore 32:23 | 2. | Baltimore 162.2 |
| 3. | San Francisco 32:07 | | Philadelphia 162.2 |
| 4. | Cleveland..... 32:01 | 4. | Atlanta..... 158.9 |
| 5. | Cincinnati..... 31:47 | 5. | Cleveland..... 149.5 |

| 3RD-&-SHORT CONV. PCT | | RUSHES OF 10+ YARDS | |
|-----------------------|------------------------|---------------------|-----------------------|
| 1. | Cincinnati.....76.9 | 1. | Baltimore 68 |
| 2. | Baltimore69.8 | | Chicago 68 |
| 3. | Dallas.....68.3 | 3. | Philadelphia 65 |
| 4. | LA Rams.....68.1 | 4. | Cleveland.....62 |
| 5. | Philadelphia67.3 | 5. | NY Giants55 |

OFFENSIVE RANKINGS SINCE 2019 (GREG ROMAN AS RAVENS O.C.)

| POINTS PER GAME | | RUSHING YARDS PER GAME | |
|-----------------|-----------------------|------------------------|-------------------------|
| 1. | Kansas City28.8 | 1. | Baltimore..... 176.7 |
| 2. | Dallas27.7 | 2. | Tennessee 143.4 |
| 3. | Baltimore..... 27.2 | 3. | Philadelphia..... 141.8 |
| | Tampa Bay27.2 | 4. | Cleveland 140.1 |

| T.O.P. AVERAGE | | THREE-&-OUT PCT. | |
|----------------|--------------------------|------------------|-----------------------|
| 1. | Baltimore..... 32:41 | 1. | Kansas City23.8 |
| 2. | Green Bay..... 31:53 | 2. | Baltimore..... 26.3 |
| 3. | San Francisco..... 31:18 | 3. | Detroit27.5 |

2022 RAVENS RUSHING FACTS

In 2022, the Ravens' offense has racked up an NFL-high 10 games when its produced at least 150 rushing yards. Baltimore's five contests with 175+ rushing yards ties (Cle. & GB) for the league's second most this season.

| 150+ RUSHING GAMES / 2022 | | | 175+ RUSHING GAMES / 2022 | | |
|---------------------------|----------------|-------|---------------------------|------------------|-------|
| Rk. | Team | Games | Rk. | Team | Games |
| 1. | Baltimore..... | 10 | 1. | Chicago..... | 7 |
| 2. | Chicago..... | 9 | 2. | Baltimore..... | 5 |
| 3. | Atlanta..... | 8 | | Cleveland..... | 5 |
| | Cleveland..... | 8 | | Green Bay..... | 5 |
| 5. | Dallas..... | 7 | 5. | Three Teams..... | 4 |

- ✗ Since Greg Roman became offensive coordinator in 2019, the Ravens own an NFL-high 29 games with 175+ rushing yards. Cleveland is second with 18 such performances.

MOST RUSHING YARDS IN A 16-GAME NFL SEASON

| Rk. | Team (Year) | Yards | Avg. | Att. |
|-----|--------------------|-------|------|------|
| 1. | Baltimore (2019) | 3,296 | 5.53 | 596 |
| 2. | New England (1978) | 3,165 | 4.72 | 671 |
| 3. | Baltimore (2020) | 3,071 | 5.53 | 555 |
| 4. | Kansas City (1978) | 2,986 | 4.50 | 663 |
| 5. | Chicago (1984) | 2,974 | 4.41 | 674 |

RAVENS DEFENSIVE NOTES



MIKE MACDONALD

1ST SEASON AS
RAVENS DEFENSIVE COORDINATOR

“Mike is one of us – a Raven through and through. During his initial seven seasons with us, it was evident that his leadership, intelligence and passion would earn him the opportunity to be a defensive coordinator in the NFL.”

- Head coach John Harbaugh on defensive coordinator Mike Macdonald

2022 TOP DEFENSIVE RANKINGS

| Rk. | Team | RUSHING YPG ALLOWED | YPG |
|-----|---------------------|---------------------|-------|
| 1. | San Francisco 49ers | | 75.1 |
| 2. | Baltimore Ravens | | 81.2 |
| 3. | Tennessee Titans | | 81.3 |
| 4. | Buffalo Bills | | 99.8 |
| 5. | Los Angeles Rams | | 101.9 |

| Rk. | Team | THIRD-DOWN DEFENSE | Opp. 3rd Pct. |
|-----|-----------------------|--------------------|---------------|
| 1. | Tennessee Titans | | 31.6 |
| 2. | Baltimore Ravens | | 32.2 |
| 3. | Denver Broncos | | 33.1 |
| | Washington Commanders | | 33.1 |
| 5. | Dallas Cowboys | | 34.9 |

| Rk. | Team | TAKEAWAYS | TA |
|-----|---------------------------------------|-----------|----|
| 1. | Philadelphia Eagles | | 24 |
| 2. | Baltimore Ravens | | 23 |
| | Dallas Cowboys | | 23 |
| 4. | Buffalo Bills | | 22 |
| 5. | San Francisco 49ers, Seattle Seahawks | | 21 |

2021 SUCCESS AT MICHIGAN

M • In his lone season (2021) coordinating Michigan’s defense, Mike Macdonald helped guide the Wolverines to their first Big Ten title since 2004 and an appearance in the College Football Playoffs semifinals.

• Macdonald’s unit produced the nation’s eighth-ranked scoring defense (17.4 ppg), also finishing 20th in yards allowed per game (330.9) and 11th in red zone touchdown efficiency (45.7%).

• Macdonald played an instrumental role in the 2021 standout performance DE Aidan Hutchinson, who earned first-team All-American honors and was a Heisman Trophy finalist after posting a career-high and single-season school record 14 sacks.

• Macdonald also guided Ravens’ 2022 second-round pick OLB David Ojabo, whose 11 sacks tied for fourth in single-season school history, while his 5 FFs set a single-season UM record.

DEFENSIVE RANKINGS UNDER HARBAUGH

Mike Macdonald leads a defense that, during the John Harbaugh Era (2008-22), has been superb, ranking either No. 1 or No. 2 in several major defensive categories.

| | | |
|-------------------------|----------------------------------|--------------------------------|
| 2 | 2 | 1 |
| POINTS ALLOWED PER GAME | TOTAL NET YARDS ALLOWED PER GAME | RUSHING YARDS ALLOWED PER GAME |
| 19.2 | 319.7 | 95.7 |
| 1 | 2 | 1 |
| SCRIMMAGE TDs ALLOWED | OPPONENT PASSER RATING | THIRD-DOWN DEFENSE |
| 458 | 81.8 | 35.7 |

DEFENSIVE CHARTS WITH MACDONALD

From 2018-20, Macdonald led a Ravens’ linebackers corps that helped Baltimore produce the NFL’s No. 1 overall defense (307.8 ypg) during that span, while also permitting the league’s fewest points per game (18.2).

RAVENS DEFENSIVE RANKINGS FROM 2018-20

| POINTS ALLOWED PER GAME | | YARDS ALLOWED PER GAME | | | |
|-------------------------|-------------|------------------------|----|---------------|-------|
| 1. | Baltimore | 18.2 | 1. | Baltimore | 307.8 |
| 2. | New England | 18.8 | 2. | Pittsburgh | 312.4 |
| 3. | Chicago | 19.8 | 3. | San Francisco | 314.3 |
| 4. | Pittsburgh | 20.3 | 4. | Buffalo | 315.0 |

✗ In 2017, alongside pass game coordinator/secondary coach Chris Hewitt, Macdonald helped guide a defensive backfield that contributed to the NFL’s most INTs (22) and takeaways (34). Baltimore also finished second in the league in both defensive passer rating (72.4) and defensive TDs (five).

DEFENSIVE FAST FACTS

• Under John Harbaugh, the Ravens have posted a Top 5 scoring defense in seven of his 14 full seasons. Additionally, Baltimore has boasted 10 Top 10 defenses (yards allowed).

• Since 2017, 37 shutouts have been pitched by defenses throughout the NFL. Of those, 4 have come courtesy of the Ravens, ranking second most in the league (NE is first with 5).

MOST NFL SHUTOUTS / SINCE RAVENS 1996 INCEPTION

| Rk. | Team | SO |
|-----|----------------------|----|
| 1. | New England Patriots | 15 |
| 2. | Baltimore Ravens | 14 |
| 3. | San Francisco 49ers | 13 |
| 4. | Seattle Seahawks | 11 |

RAVENS SPECIAL TEAMS NOTES



CHRIS HORTON
4TH SEASON AS RAVENS
SPECIAL TEAMS COORDINATOR

RAVENS SINCE 2011

13 TOTAL RETURN TDs
NFL'S THIRD MOST

7 KICKOFF RETURN TDs
NFL'S SECOND MOST

6 PUNT RETURN TDs
NFL'S FOURTH MOST
(TIED WITH DEN., LAR & PHI.)

DUVERNAY A DANGEROUS RETURN MAN

Dating back to last season, WR/RS Devin Duvernay (a 2021 first-team All-Pro & Pro Bowl return specialist) ranks No. 2 in the NFL in PR average (13.2) and No. 1 in 20+ yard PR returns.

NFL PUNT RETURN AVERAGE / SINCE 2021

| Rk. | Player (Team) | PR | Yards | Avg. | Long | TDs |
|-----|-----------------------|----|-------|------|------|-----|
| 1. | Marcus Jones (NE) | 20 | 294 | 14.7 | 84t | 1 |
| 2. | Devin Duvernay (Bal.) | 41 | 543 | 13.2 | 46 | 0 |
| 3. | Braxton Berrios (NYJ) | 31 | 398 | 12.8 | 28 | 0 |

PUNT RETURNS OF 20+ YARDS / SINCE 2021

| Rk. | Player (Team) | 20+ PRs |
|-----|-------------------------|---------|
| 1. | Devin Duvernay (Bal.) | 8 |
| 2. | Mecole Hardman (KC) | 5 |
| | Ray-Ray McCloud (SF) | 5 |
| | Gunner Olszewski (Pit.) | 5 |
| | Jalen Reagor (Min.) | 5 |
| | Trent Taylor (Cin.) | 5 |

BALTIMORE BLOCK PARTY

BLOCKED KICKS / SINCE 2014

| Rk. | Team | Blocks |
|-----|-------------------|--------|
| 1. | New England..... | 21 |
| | Philadelphia..... | 21 |
| 3. | Denver..... | 19 |
| | Miami..... | 19 |
| 5. | Baltimore..... | 18 |

RAVENS' 18 BLOCKS [SINCE 2014]: BREAKDOWN

| | | |
|---------------------|---------------|--------------------|
| Total Blocks.....18 | 1st Qtr.....4 | When Losing.....9 |
| FG Blocks.....12 | 2nd Qtr.....2 | When Winning.....7 |
| PAT Blocks.....3 | 3rd Qtr.....3 | When Tied.....2 |
| Punt Blocks.....3 | 4th Qtr.....9 | Record.....14-4 |

26.3 – The Ravens' average starting field position after a kickoff return in 2022, ranking No. 4 in the NFL.

A RICH HISTORY OF SPECIAL TEAMS

Following the retirement of longtime ST coordinator Jerry Rosburg in 2019, Chris Horton took over as the special teams coach. Horton, who served as Rosburg's assistant for three seasons (2016-18), leads the standout special teams battery.

SEVEN PRO BOWL SPECIALISTS

• Seven Ravens have earned 14 combined Pro Bowl honors during the John Harbaugh Era (since 2008): ST Brendon Ayanbadejo (2008), K Billy Cundiff (2010), RS Devin Duvernay (2021), RS Jacoby Jones (2012), K Justin Tucker (2013, 2016 & 2019-21), LS Morgan Cox (2015, 2016 & 2019-20) and P Sam Koch (2015).

PRIME KICKER & PUNTER

• Five-time Pro Bowl K Justin Tucker, who the Ravens signed as a rookie free agent, owns the league's most FGs (354) since entering the NFL in 2012. With a 91.0% career success mark, "Tuck" is the most accurate kicker in league history (354-of-389 on FGAs) and the Ravens' all-time leading scorer (1,473). Earning his first Pro Bowl nod in 2015, now-retired P Sam Koch's 46.7 gross avg. ranked No. 9 in the NFL that season, while his 42.9 net avg. was No. 2. In 2017, Koch led the NFL in both punts inside the 10 (16) and the 20 (a franchise-record 40).

RAVENS' RETURN MEN SOAR

• Dating back to 2011, six different Ravens have returned punts for touchdowns: WR Michael Campanaro, WR Kaelin Clay, WR Tandon Doss, CB Cyrus Jones, WR Jacoby Jones and DB Lardarius Webb.

DUVERNAY NETS ANOTHER KOR-TD

• In Week 2 vs. Miami, WR Devin Duvernay registered a 103-yard KOR-TD to open the game, marking the league's first KOR-TD of the 2022 season and the second (93 yards on 9/28/20 vs. KC) of Duvernay's career. It also marked the first time in franchise history that Baltimore returned the opening-game kickoff for a TD. With the play, Duvernay became the second Raven ever to record multiple regular season KOR-TDs in a career (2), joining WR Jacoby Jones (4).


NO. 1 KOR AVERAGE UNDER HARBAUGH

Since 2008, when John Harbaugh became the Ravens' head coach, Baltimore owns the NFL's No. 1 KOR average (24.7).

NFL KICKOFF RETURN AVERAGE [SINCE 2008 / HARBAUGH'S BALTIMORE TENURE]

| Rk. | Team | KOR | Yards | Avg. | Long | TDs |
|-----|-----------|-----|--------|------|------|-----|
| 1. | Baltimore | 576 | 14,232 | 24.7 | 108t | 9 |
| 2. | Minnesota | 627 | 15,332 | 24.5 | 109t | 13 |
| 3. | NY Jets | 694 | 16,479 | 23.7 | 107t | 8 |

RAVENS PERSONNEL NOTES



ERIC DeCOSTA
27TH SEASON WITH RAVENS
4TH AS EVP & GENERAL MANAGER

RAVENS SCOUTING HISTORY / SINCE 1996

30 *HOMEGROWN RAVENS PRO BOWLERS*

26 *DRAFTED RAVENS TO EARN PRO BOWL HONORS*

4 *UNDRAFTED ROOKIES TO EARN PRO BOWL HONORS*

HOMEGROWN PRO BOWLERS

The Ravens have had 51 different players earn Pro Bowl honors since the team's 1996 inception. Of those, 30 are homegrown – 26 drafted and 4 signed as a rookie free agent.

RAVENS HOMEGROWN PRO BOWLERS / SINCE 1996 INCEPTION

| Year Drafted (Rd.) | Name | Pro Bowls |
|--------------------|-----------------------------|-----------|
| 1996 (1st) | LB Ray Lewis | 13 |
| 1996 (1st) | T Jonathan Ogden | 11 |
| 2002 (1st) | S Ed Reed | 9 |
| 2007 (3rd) | G Marshal Yanda | 8 |
| 2003 (1st) | OLB Terrell Suggs | 7 |
| 2006 (1st) | DT Haloti Ngata | 5 |
| 2012 (RFA) | K Justin Tucker # | 5 |
| 1997 (1st) | OLB Peter Boulware | 4 |
| 2010 (RFA) | LS Morgan Cox # | 4 |
| 2014 (1st) | LB C.J. Mosley | 4 |
| 1999 (1st) | CB Chris McAlister | 3 |
| 2017 (RFA) | FB Patrick Ricard # | 3 |
| 2008 (2nd) | Ray Rice | 3 |
| 2018 (3rd) | TE Mark Andrews | 2 |
| 2018 (3rd) | T Orlando Brown Jr. | 2 |
| 2001 (1st) | TE Todd Heap | 2 |
| 2017 (1st) | CB Marlon Humphrey | 2 |
| 2018 (1st) | QB Lamar Jackson % | 2 |
| 2016 (5th) | OLB Matthew Judon | 2 |
| 1996 (5th) | WR/RS Jermaine Lewis | 2 |
| 2007 (4th) | FB Le'Ron McClain | 2 |
| 2000 (6th) | OLB Adalius Thomas | 2 |
| 2020 (3rd) | WR/RS Devin Duvernay | 1 |
| 2007 (1st) | G Ben Grubbs | 1 |
| 2013 (4th) | FB Kyle Juszczyk | 1 |
| 2006 (6th) | P Sam Koch | 1 |
| 2000 (1st) | RB Jamal Lewis | 1 |
| 2002 (RFA) | LB Bart Scott # | 1 |
| 2016 (1st) | T Ronnie Stanley | 1 |
| 2013 (3rd) | DT Brandon Williams | 1 |

Undrafted Rookie Free Agent

Bold Indicates 2021 Pro Bowler

FIRST-ROUND FINDS

The Ravens have tabbed 28 players in the first round. These picks have earned 66 combined Pro Bowls, multiple POTY Awards, an NFL MVP honor, two Super Bowl MVPs and three HOF selections.

RAVENS ALL-TIME FIRST-ROUND DRAFT PICKS

| Year | Name | Pick | Pro Bowls |
|------|-----------------------|------|-----------|
| 1996 | T Jonathan Ogden * ~ | 4 | 11 |
| 1996 | LB Ray Lewis + + ~ ~ | 26 | 13 |
| 1997 | LB Peter Boulware * | 4 | 4 |
| 1998 | CB Duane Starks | 10 | |
| 1999 | CB Chris McAlister | 10 | 3 |
| 2000 | RB Jamal Lewis * = | 5 | 1 |
| 2000 | WR Travis Taylor | 10 | |
| 2001 | TE Todd Heap | 31 | 2 |
| 2002 | S Ed Reed * + ~ | 24 | 9 |
| 2003 | OLB Terrell Suggs * + | 10 | 7 |
| 2003 | QB Kyle Boller | 19 | |
| 2005 | WR Mark Clayton * | 22 | |
| 2006 | DT Haloti Ngata * | 12 | 5 |
| 2007 | G Ben Grubbs * | 29 | 2 |
| 2008 | QB Joe Flacco ^ ~ | 18 | |
| 2009 | T Michael Oher * | 23 | |
| 2011 | CB Jimmy Smith | 27 | |
| 2013 | S Matt Elam | 32 | |
| 2014 | LB C.J. Mosley * | 17 | 4 |
| 2015 | WR Breshad Perriman | 26 | |
| 2016 | T Ronnie Stanley | 6 | 1 |
| 2017 | CB Marlon Humphrey | 16 | 2 |
| 2018 | TE Hayden Hurst | 25 | |
| 2018 | QB Lamar Jackson % | 32 | 2 |
| 2019 | WR Marquise Brown | 25 | |
| 2020 | ILB Patrick Queen * | 28 | |
| 2021 | WR Rashod Bateman | 27 | |
| 2021 | OLB Odafe Oweh* | 31 | |

% NFL MVP ~ Super Bowl MVP + Defensive Player of the Year
= Offensive Player of the Year ~ Pro Football Hall of Fame
* All-Rookie Team ^ NFL Rookie of the Year (Fan Vote)

Baltimore has drafted three players (Ogden, Lewis & Reed) who were selected to the Pro Football Hall of Fame. For Ogden & Lewis, it was the first time ever two players were drafted in the same round (1st in 1996) by a team and reached the HOF in their initial year of eligibility.

Eric DeCosta has been with the franchise since Day One, first beginning as an intern during the inaugural 1996 season and then ascending to the personnel department's chief decision-maker in 2019. Prior to being named EVP/GM – succeeding the legendary Ozzie Newsome – DeCosta, 50, received GM interview offers annually from multiple teams in recent years. However, he never seriously considered leaving Baltimore, which has always aligned perfectly with what he envisioned to be his dream job.

RAVENS PERSONNEL NOTES



OZZIE NEWSOME

27TH SEASON WITH RAVENS
32ND SEASON IN FRONT OFFICE ROLE

"He and I have always been very different in a lot of ways, but so aligned. It's a special relationship in my life. I've learned a lot of football, but honestly, just a lot more about being a good person. So, I am extremely happy that Ozzie is going to play such a significant role moving forward for this organization."

- Ravens EVP & GM Eric DeCosta on Ozzie Newsome

"20/20 CLUB"

The Ravens' "20/20 Club" includes members of the personnel staff who started with Baltimore as young assistants and grew into evaluators with more input. The term "20/20" refers to hiring 20-year-olds for \$20,000. But according to Ozzie Newsome: "The guys actually started when they were a little older than 20 and for more than \$20,000, but that's what we call them."

RAVENS "2020 CLUB" GRADUATES / CURRENT SCOUTS

| Name | Joined Ravens | Current Title |
|-------------------|------------------|--------------------------------|
| George Kokinis | 1991 (w/ Browns) | Dir. of Player Personnel |
| Eric DeCosta | 1996 | EVP & General Manager |
| Joe Hortiz | 1998 | Dir. of Player Personnel |
| Mark Azevedo | 2005 | Asst. Dir. of Player Personnel |
| David Blackburn | 2007 | Director of College Scouting |
| Andrew Raphael | 2013 | National Scout |
| Brandon Berning | 2015 | Midwest/SW Area Scout |
| Joey Cleary | 2015 | Southeast Area Scout |
| Corey Frazier | 2017 | West Coast Area Scout |
| "Q" Attenoukon | 2017 | Area Scout |
| Patrick McDonough | 2018 | Northeast Area Scout |
| Chas Stallard | 2018 | Southwest Area Scout |

ALL-PRO DRAFT PICKS

Over the past 26 seasons, led by Ozzie Newsome and Eric DeCosta, Baltimore has drafted a league-high (tied) 17 players who have earned AP first-team All-Pro honors. When including undrafted rookies LS Morgan Cox and K Justin Tucker, the Ravens have produced 19 "homegrown" AP first-team All-Pro selections since their 1996 inception.

MOST DRAFT CHOICES TO EARN AP FIRST-TEAM ALL-PRO [SINCE 1996 / RAVENS INCEPTION]

| | | | |
|------------------------|---------------------|---------------------|--------------------|
| 1. Baltimore ...17 | Mark Andrews (1) | Ray Lewis (7) | Ed Reed (5) |
| New England . . 17 | Devin Duvernay (1) | Chris McAlister (1) | Ronnie Stanley (1) |
| Pittsburgh 17 | Marlon Humphrey (1) | Le'Ron McClain (1) | Terrell Suggs (1) |
| 4. Dallas 16 | Lamar Jackson (1) | Haloti Ngata (2) | Adalius Thomas (1) |
| San Francisco . . 16 | Jamal Lewis (1) | Jonathan Ogden (4) | Marshal Yanda (2) |
| | Jermaine Lewis (1) | Kelechi Osemele (1) | |

SUCCESS ACROSS THE DRAFT BOARD

1ST ROUND

Jonathan Ogden ('96), Ray Lewis ('96), Peter Boulware ('97), Chris McAlister ('99), Jamal Lewis ('00), Todd Heap ('01), Ed Reed ('02), Terrell Suggs ('03), Haloti Ngata ('06), Ben Grubbs ('07), Joe Flacco ('08), Michael Oher ('09), Jimmy Smith ('11), C.J. Mosley ('14), Ronnie Stanley ('16), Marlon Humphrey ('17), Lamar Jackson ('18), Marquise Brown ('19), Patrick Queen ('20)

2ND ROUND

Jamie Sharper ('97), Anthony Weaver ('02), Ray Rice ('08), Paul Kruger ('09), Torrey Smith ('11), Courtney Upshaw ('12), Kelechi Osemele ('12), Tyus Bowser ('17), J.K. Dobbins ('20)

3RD ROUND

Casey Rabach ('01), Marshal Yanda ('07), Lardarius Webb ('09), Brandon Williams ('13), Orlando Brown Jr. ('18), Mark Andrews ('18), Devin Duvernay ('20), Justin Madubuike ('20)

4TH ROUND

Edwin Mulitalo ('99), Edgerton Hartwell ('01), Jarret Johnson ('03), Le'Ron McClain ('07), Dennis Pitta ('10), Kyle Juszczyk ('13), Za'Darius Smith ('15), Tavon Young ('16), Anthony Averett ('18)

5TH ROUND

Jermaine Lewis ('96), Dawan Landry ('06), Arthur Jones ('10), Pernelle McPhee ('11), Rick Wagner ('13), Nick Boyle ('15), Matthew Judon ('16)

6TH ROUND

Adalius Thomas ('00), Chester Taylor ('02), Sam Koch ('06), Tyrod Taylor ('11), Ryan Jensen ('13), Darren Waller ('15), Chuck Clark ('17), Bradley Bozeman ('18), DeShon Elliott ('18)

7TH ROUND

DeAngelo Tyson ('12), Michael Campanaro ('14), Zach Sieler ('18)

RFA

Mike Flynn ('97), Priest Holmes ('97), Will Demps ('02), Bart Scott ('02), Ma'ake Kemoeatu ('02), Jameel McClain ('08), Dannelle Ellerbe ('09), Morgan Cox ('10), Josh Byner ('11), Justin Tucker ('12), James Hurst ('14), Zach Orr ('14), Patrick Onwuasor ('16), Michael Pierce ('16), Matt Skura ('16), Patrick Ricard ('17), Chris Board ('18), Gus Edwards ('18), Patrick Mekari ('19), Tyler Huntley ('20)

Ozzie Newsome's legacy is unlike any the game has seen. Known throughout all of sports as a premier leader, he is a Hall of Fame player, the architect of Baltimore's 2000 and 2012 Super Bowl championship teams and an elite evaluator who became the NFL's first African American GM. In 2019, his longtime top lieutenant, Eric DeCosta, took over as the Ravens' EVP & GM. However, Newsome maintains a significant role within the organization as its executive VP.

RAVENS IRONMEN / TURNOVER NOTES

RAVENS IRONMEN

RAVENS CONSECUTIVE GAMES PLAYED / ACTIVE STREAKS



JUSTIN TUCKER
174

PATRICK QUEEN
46

NICK MOORE
30

RAVENS CONSECUTIVE GAMES PLAYED / ALL-TIME STREAKS

| Rk. | Player | Games | Years |
|-----|----------------------|------------|---------------------|
| 1. | Sam Koch | 239 | 2006-20 |
| 2. | Justin Tucker | 174 | 2012-present |
| 3. | Jarret Johnson | 129 | 2003-11 |
| 4. | Joe Flacco | 122 | 2008-15 |
| 5. | Anthony Levine Sr. | 117 | 2013-20 |
| 6. | Peter Boulware | 111 | 1997-2003 |

RAVENS ALL-TIME GAMES PLAYED

| Rk. | Player | Games | Years |
|-----|----------------------|------------|---------------------|
| 1. | Sam Koch | 256 | 2006-21 |
| 2. | Terrell Suggs | 229 | 2003-18 |
| 3. | Ray Lewis | 228 | 1996-2012 |
| 4. | Matt Stover | 207 | 1996-2008 |
| 5. | Jonathan Ogden | 177 | 1996-2007 |
| | Marshal Yanda | 177 | 2007-19 |
| 7. | Justin Tucker | 174 | 2012-present |
| 8. | Morgan Cox | 165 | 2010-20 |
| 9. | Joe Flacco | 163 | 2008-18 |
| 10. | Ed Reed | 160 | 2002-12 |
| 11. | Anthony Levine Sr. | 146 | 2012-21 |
| 12. | Jarret Johnson | 143 | 2003-11 |
| 13. | Chris McAlister | 135 | 1999-2008 |
| | Haloti Ngata | 135 | 2006-14 |
| 15. | Mike Flynn | 134 | 1998-2007 |
| | Kelly Gregg | 134 | 2001-10 |
| 17. | Todd Heap | 133 | 2001-10 |
| 18. | Jimmy Smith | 128 | 2011-21 |
| 19. | Ladarius Webb | 127 | 2009-17 |
| 20. | Peter Boulware | 126 | 1997-2005 |
| 21. | Brandon Williams | 123 | 2013-21 |
| 22. | Cornell Brown | 109 | 1997-2004 |
| | Bart Scott | 109 | 2002-08 |
| 24. | Edwin Mulitalo | 106 | 1999-2006 |
| 25. | Adalius Thomas | 97 | 2000-06 |

TURNOVER MARGIN SINCE 2008

Since John Harbaugh's 2008 Baltimore arrival, the Ravens have produced the NFL's fifth-best turnover differential (+55).

NFL's TOP TURNOVER DIFFERENTIALS [SINCE 2008 / JOHN HARBAUGH ERA]

| Rk. | Team | Takeaways | Giveaways | Turnover Diff. |
|-----|------------------|------------|------------|----------------|
| 1. | New England | 414 | 248 | +166 |
| 2. | Green Bay | 378 | 255 | +123 |
| 3. | Seattle | 376 | 295 | +81 |
| 4. | Kansas City | 372 | 301 | +71 |
| 5. | Baltimore | 368 | 313 | +55 |

TURNOVER MARGIN AT HOME

Baltimore owns a +54 differential at home during the John Harbaugh Era, ranking as the league's fourth-best mark.

NFL's TOP TURNOVER DIFFERENTIALS / AT HOME [SINCE 2008 / JOHN HARBAUGH ERA]

| Rk. | Team | Takeaways | Giveaways | Turnover Diff. |
|-----|------------------|------------|------------|----------------|
| 1. | Green Bay | 213 | 109 | +104 |
| 2. | New England | 211 | 126 | +85 |
| 3. | Seattle | 200 | 135 | +65 |
| 4. | Baltimore | 200 | 146 | +54 |

TURNOVER TABLE SINCE 2000

| Year | TA/TO | Plus/Minus | Record |
|--------------|----------------|------------|----------------|
| 2022 | 23/14 | +9 | 9-4 |
| 2021 | 15/26 | -11 | 8-9 |
| 2020 | 22/18 | +4 | 11-5 |
| 2019 | 25/15 | +10 | 14-2 |
| 2018 | 17/20 | -3 | 10-6 |
| 2017 | 34/17 | +17 | 9-7 |
| 2016 | 28/23 | +5 | 8-8 |
| 2015 | 14/28 | -14 | 5-11 |
| 2014 | 22/20 | +2 | 10-6 |
| 2013 | 24/29 | -5 | 8-8 |
| 2012 | 25/16 | +9 | 10-6 |
| 2011 | 26/24 | +2 | 12-4 |
| 2010 | 27/20 | +7 | 12-4 |
| 2009 | 32/22 | +10 | 9-7 |
| 2008 | 34/21 | +13 | 11-5 |
| 2007 | 23/40 | -17 | 5-11 |
| 2006 | 40/23 | +17 | 13-3 |
| 2005 | 26/36 | -10 | 6-10 |
| 2004 | 34/23 | +11 | 9-7 |
| 2003 | 41/38 | +3 | 10-6 |
| 2002 | 31/32 | -1 | 7-9 |
| 2001 | 28/36 | -8 | 10-6 |
| 2000 | 49/26 | +23 | 12-4 |
| Total | 640/567 | +73 | 218-148 |

THE RAVENS ARE...

SINCE 2000, HERE ARE THE RAVENS' RECORDS IN A GAME:

When turnover ratio is +2 or better 89-6
 When turnover ratio is +1 or better 133-20
 When turnover ratio is even 44-30
 When turnover ratio is negative 39-97

THAT M&T MAGIC

HOME UNDER HARBS

Under John Harbaugh (since 2008), the Ravens own the NFL's third-best home winning percentage (.723), going 86-33 at M&T Bank Stadium.

NFL'S BEST REGULAR SEASON HOME RECORDS (JOHN HARBAUGH ERA / SINCE 2008)

| Rk. | Team | Record | Pct. |
|-----|-------------------------|--------------|-------------|
| 1. | New England Patriots | 94-25 | .790 |
| 2. | Green Bay Packers | 89-27-2 | .763 |
| 3. | Baltimore Ravens | 86-33 | .723 |
| 4. | Pittsburgh Steelers | 83-35-1 | .703 |
| 5. | New Orleans Saints | 79-40 | .664 |
| | Minnesota Vikings | 79-40 | .664 |

RAVENS DEFEND THE BANK

The Ravens have been outstanding at home since they arrived in Baltimore. Below are their respective home records and corresponding NFL rankings during several periods.

RAVENS HOME RECORDS / NFL RANKINGS

| Time Period (Milestone) | Record | NFL Rank |
|--------------------------------------|----------|----------|
| Since 2010 (Past 12 Seasons) | 74-29 | 3 |
| Since 2008 (John Harbaugh's Arrival) | 86-33 | 3 |
| Since 2000 (First Super Bowl Season) | 132-51 | 3 |
| Since 1998 (M&T Bank Stadium Opened) | 140-59 | 3 |
| Since 1996 (Team's Inception) | 147-67-1 | 4 |

HOME "D" UNDER HARBS (SINCE 2008)

17.5

POINTS ALLOWED
PER GAME
[NFL'S BEST]

78.8

OPPONENT PASSER
RATING
[NFL'S 2ND BEST]
BUFFALO - 76.4

308.0

YARDS ALLOWED
PER GAME
[NFL'S 2ND BEST]
PITTSBURGH - 307.4

X DATING BACK TO 2008, THE RAVENS HAVE OUTSCORED OPPONENTS 3,031 TO 2,088 AT HOME. IN THEIR 86 WINS DURING THIS SPAN, THE MARGIN OF VICTORY HAS BEEN 13.9 POINTS PER GAME.

X THE RAVENS OWN A +943 POINT DIFFERENTIAL AT HOME UNDER JOHN HARBAUGH, RANKING NO. 3 IN THE NFL [*NE IS +1,299 & GB IS +1,028].

X BALTIMORE IS 40-0 UNDER HARBAUGH WHEN ALLOWING 12 POINTS OR FEWER AT HOME.

HOME "D" DOMINANCE DATES WAY BACK

The Ravens' "D" has been stout at home for many seasons. Since 2003, Baltimore ranks at the top in several key categories:

BEST NFL DEFENSES AT HOME / SINCE 2003

| POINTS PER GAME (Fewest Allowed) | TOTAL DEFENSE (Fewest Yards Allowed) |
|-------------------------------------|---|
| 1. Baltimore 17.2 | 1. Pittsburgh 300.6 |
| 2. New England 17.3 | 2. Baltimore 301.1 |
| 3. Pittsburgh 18.4 | 3. Buffalo 319.2 |
| TAKEAWAYS | DEFENSIVE TDs |
| 1. Baltimore 299 | 1. Arizona* 37 |
| 2. New England 296 | 2. Baltimore 33 |
| 3. Buffalo 284 | 3. Tennessee 30 |

*plays 12/12 on MNF

HOME FAST FACTS

- Under head coach John Harbaugh, the Ravens are 20-5 in September home games. The Ravens have won 23 of their past 28 home games in the month of September (dating back to 2006).
- Under Coach Harbaugh, the Ravens are 25-6 in November home games, producing the NFL's second-best such record. The Ravens have won 23 of their past 28 home games during the month.
- The Ravens are 25-9 at home in the month of December under John Harbaugh and 45-17 in such games during their history.
- Under Coach Harbaugh (since 2008), Baltimore has gone 23-7 against NFC teams at M&T Bank Stadium, producing the second-best home record by an AFC squad vs. the "other" conference.
- Baltimore has won 26 of its last 33 home games vs. NFC teams.
- In their history, the Ravens have hosted 28 games when the temperature was below 40 degrees. Baltimore is 22-5-1 in such cold weather games.
- Baltimore is 9-2 at home in November against AFC North foes under Harbaugh. Overall under Harbaugh, the Ravens are 29-14 in home games played against AFC North foes.
- Baltimore has won 25 of its last 36 home games vs. AFC North foes.
- The Ravens are 18-5 at home all time against teams from the West Coast/Pacific TZ. (Ari. - 3-1, LV - 6-1, LAC - 4-1, LAR - 0-1, SF - 3-0 & Sea. - 2-1).

BEST HOME DEFENSE

Baltimore has permitted an NFL-low 17.5 ppg at home during the John Harbaugh Era. Under "Harbs," the Ravens are 38-0 at home when allowing 10 points or fewer. In 24 of those games, the Ravens gave up no more than 7 points.

FEWEST POINTS PER GAME ALLOWED AT HOME (SINCE 2008 / JOHN HARBAUGH ERA)

| | |
|------------------|-------------|
| BALTIMORE | 17.5 |
| NEW ENGLAND | 18.3 |
| PITTSBURGH | 18.8 |



ALL-TIME RESULTS / TRENDS

RAVENS REGULAR SEASON RECORDS

| | Overall Record | Home | Away |
|-----------------------------------|----------------|----------|--------|
| Overall | 242-187-1 | 147-67-1 | 95-120 |
| In M&T Bank Stadium (since 1998) | 140-59 | 140-59 | n/a |
| Coached by Ted Marchibroda | 16-31-1 | 11-12-1 | 5-19 |
| Coached by Brian Billick | 80-64 | 50-22 | 30-42 |
| Coached by John Harbaugh | 146-92 | 86-33 | 60-59 |
| vs. AFC Teams | 178-145 | 108-55 | 70-90 |
| vs. AFC North | 71-52 | 42-20 | 29-32 |
| vs. AFC Central (1996-2001) | 26-28 | 13-14 | 13-14 |
| vs. AFC East | 29-24 | 19-7 | 10-17 |
| vs. AFC South | 23-19 | 15-6 | 8-13 |
| vs. AFC West | 29-22 | 19-8 | 10-14 |
| vs. NFC Teams | 64-42-1 | 39-12-1 | 25-30 |
| vs. NFC North | 11-9 | 7-3 | 4-6 |
| vs. NFC Central (1996-2001) | 3-5 | 3-1 | 0-4 |
| vs. NFC East | 17-10-1 | 10-2-1 | 7-8 |
| vs. NFC South | 15-8 | 7-4 | 8-4 |
| vs. NFC West | 18-10 | 12-2 | 6-8 |
| On Primetime (7 p.m. ET or later) | 46-33 | 26-8 | 20-25 |
| On Monday Night Football | 16-13 | 6-3 | 10-10 |
| On Tuesday | 1-0 | 1-0 | 0-0 |
| On Wednesday | 0-1 | 0-0 | 0-1 |
| On Thursday Night Football | 9-6 | 7-1 | 2-5 |
| On Saturday | 4-1 | 2-0 | 2-1 |
| On Sunday Night Football | 18-13 | 12-4 | 6-9 |
| In Overtime | 15-16-1 | 9-6-1 | 6-10 |
| Ravens Shutout Wins | 14-0 | 6-0 | 8-0 |
| In Season Opener | 15-12 | 9-4 | 6-8 |
| Indoors | 8-16 | n/a | 8-16 |

Note: Baltimore has played in Houston's Reliant/NRG Stadium six times (4-2), Indy's Lucas Oil Stadium three times (1-2), Dallas' Texas Stadium once (1-0), Atlanta's Mercedes-Benz Stadium once (1-0), New Orleans' Caesars Superdome once (1-0) and Las Vegas' Allegiant Stadium once (0-1). Four of those games at Reliant Stadium/NRG Stadium (12/13/10, 10/21/12, 12/21/14 & 9/20/20), one at Allegiant Stadium (9/13/21) and one at Caesars Superdome came when the roof was closed, meaning those games were "indoors," while the other games listed are considered "outdoors" due to open roofs. One of these games at Lucas Oil Stadium (11/8/20) came when the roof was opened, deeming that an outdoor game.

| | | | |
|--------------|---------|---------|-------|
| In August | 0-1 | 0-1 | 0-0 |
| In September | 56-35 | 34-10 | 22-25 |
| In October | 48-55 | 25-22 | 23-34 |
| In November | 67-44-1 | 40-15-1 | 27-29 |
| In December | 65-46 | 45-17 | 20-29 |
| In January | 6-6 | 3-2 | 3-4 |

RAVENS REGULAR RESULTS WHEN...

| Team | Since 2000 | Since 2008 | 2022 | Offense | Since 2000 | Since 2008 | 2022 |
|---------------------------------|------------|------------|------|-----------------------------------|-------------------|-------------------|-------------|
| Record | 218-148 | 146-92 | 9-4 | Scoring 20 or more points | 172-60 | 122-45 | 5-4 |
| vs. AFC North (since 2002) | 71-52 | 54-34 | 3-0 | Scoring 30 or more points | 78-9 | 58-7 | 1-1 |
| vs. AFC | 161-113 | 107-70 | 6-3 | Having 20 or more first downs | 110-66 | 88-47 | 4-4 |
| vs. NFC | 57-35 | 39-22 | 3-1 | Totaling 350 or more net yards | 108-53 | 83-38 | 2-3 |
| Home | 132-51 | 86-33 | 4-2 | At least 35 minutes time of poss. | 65-10 | 45-8 | 2-1 |
| Away | 86-97 | 60-59 | 5-2 | Rushing for 150 or more yards | 87-26 | 62-18 | 6-4 |
| On grass | 118-87 | 80-51 | 7-3 | When not throwing an INT | 121-31 | 83-24 | 4-2 |
| Artificial turf | 100-61 | 66-41 | 2-1 | With a 100-yard rusher | 74-26 | 46-13 | 2-2 |
| Outdoors | 210-135 | 139-84 | 8-4 | Without a 100-yard rusher | 144-122 | 100-79 | 7-2 |
| Indoors | 8-13 | 7-8 | 1-0 | With a 100-yard receiver | 45-31 | 33-22 | 1-2 |
| September | 48-28 | 33-17 | 2-1 | Without a 100-yard receiver | 173-117 | 113-70 | 8-2 |
| October | 45-44 | 29-28 | 3-2 | With a 300-yard passer | 24-21 | 22-16 | 0-1 |
| November | 62-32 | 42-18 | 2-1 | Without a 300-yard passer | 194-127 | 125-66 | 9-3 |
| December | 57-39 | 38-25 | 2-0 | Defense | Since 2000 | Since 2008 | 2022 |
| January | 6-5 | 4-4 | 0-0 | When scoring a defensive TD | 51-9 | 29-6 | 0-0 |
| Leading at halftime | 171-32 | 116-26 | 6-3 | When returning an INT for a TD | 35-4 | 17-3 | 0-0 |
| Trailing at halftime | 34-102 | 21-59 | 2-1 | When returning a fumble for a TD | 19-5 | 15-3 | 0-0 |
| Tied at halftime | 13-14 | 9-7 | 1-0 | Recording 3 or more sacks | 115-45 | 70-31 | 7-2 |
| Tied after 3 quarters | 5-9 | 3-5 | 0-1 | Holding opp. under 250 net yards | 76-21 | 49-8 | 2-1 |
| Leading after 3 quarters | 185-26 | 127-21 | 8-3 | Holding opp. under 21 points | 174-40 | 117-19 | 7-0 |
| Trailing after 3 quarters | 28-113 | 16-66 | 1-0 | Holding opp. under 15 points | 129-15 | 81-5 | 5-0 |
| Decided by 7 points or fewer | 92-86 | 61-62 | 5-4 | Allowing a 100-yard rusher | 22-30 | 14-20 | 0-0 |
| Decided by 3 points or fewer | 52-48 | 36-34 | 4-2 | Not allowing a 100-yard rusher | 196-118 | 132-72 | 9-4 |
| When scoring first | 151-51 | 107-36 | 7-4 | Allowing a 100-yard receiver | 44-48 | 28-32 | 2-2 |
| When not scoring first | 67-97 | 39-56 | 2-0 | Not allowing a 100-yard receiver | 174-100 | 118-60 | 7-2 |
| Positive or even turnover ratio | 179-51 | 115-39 | 8-2 | Allowing a 300-yard passer | 32-34 | 23-28 | 3-2 |
| Negative turnover ratio | 39-97 | 31-53 | 1-2 | Not allowing a 300-yard passer | 186-114 | 123-64 | 5-3 |
| Winning penalty ratio | 94-59 | 63-33 | 5-2 | | | | |
| Losing penalty ratio | 105-76 | 68-48 | 4-2 | | | | |
| Overtime | 13-14 | 9-11 | 0-0 | | | | |
| When returning a KOR for a TD | 5-5 | 5-4 | 0-1 | | | | |
| When returning a PR for a TD | 9-3 | 5-1 | 0-0 | | | | |

PLAYER NOTES – L. JACKSON



QUICK CAREER NOTES

- ✗ Baltimore is 45-16 with QB Lamar Jackson as its regular season starter. Since his first NFL start (Week 11 of 2018), his 45 wins are the fifth most among NFL QBs.
- ✗ Jackson is the only QB in NFL history to record multiple career games (four) with 3+ TD passes *and* 100+ rushing yards: 2022 at NE, 2022 vs. Mia., 2021 vs. Min. & 2019 at Cle. Seven other QBs have accomplished the feat just once.
- ✗ On 9/25/22 at NE, Jackson became the third player in NFL history to record 4 TD passes and rush for 100 yards in a single game, joining Cam Newton (2015) and Randall Cunningham (1990). He also became the first player to throw 3+ TD passes *and* rush for 100 yards in back-to-back games.
- ✗ In 2021, Jackson recorded at least 200 passing yards *and* 50 rushing yards in seven games, tying Randall Cunningham (1990) and Jackson's own 2019 campaign for the most such performances in NFL single-season history.
- ✗ In 2020, Jackson (1,005) became the first QB in NFL history to surpass the 1,000-yard rushing milestone in multiple seasons, also doing so in 2019 (1,206).
- ✗ Jackson (2019-20), Josh Allen (2020-21) and Deshaun Watson (2018-19) are the only QBs with at least 25 TD passes and 5 rushing TDs in consecutive seasons in NFL history.
- ✗ Jackson has 12 career regular season games with at least 100 rushing yards, the most by a QB in NFL history.
- ✗ Jackson is the only player in NFL history to throw a TD of 75-plus yards *and* rush for a TD of 75-plus yards in a single game (Week 2 of 2022 vs. Mia.).

REGULAR SEASON WINS SINCE JACKSON'S FIRST NFL START (11/18/18)

| Rk. | Quarterback (Team) | Record |
|-----|----------------------|--------|
| 1. | Patrick Mahomes (KC) | 50-15 |
| 2. | Josh Allen (Buf.) | 47-21 |
| 3. | Tom Brady (NE/TB) | 46-22 |
| | Aaron Rodgers (GB) | 46-22 |
| 5. | Lamar Jackson (Bal.) | 45-16 |

DUAL THREAT DYNAMO

GAMES W/ 200+ PASS YARDS AND 100+ RUSH YARDS [NFL HISTORY]

1. Lamar Jackson (Bal.) 7
2. Josh Allen (Buf.) 3
- Cam Newton (Car./NE) 3
- Russell Wilson (Sea./Den.)... 3

GAMES W/ 3+ PASS TDs AND 75+ RUSH YARDS [NFL HISTORY]

1. Lamar Jackson (Bal.) 8
2. Cam Newton (Car./NE) 5
3. Tobin Rote (GB/Det./SD/Den.) . . 3
4. Four Players 2

2019 UNANIMOUS MVP

- ✗ In 2019, Jackson became the only QB in NFL history to produce at least 3,000 passing yards and 1,000 rushing yards in a season. (He had 3,127 passing & 1,206 rushing.)
- ✗ Jackson was responsible for an NFL-best 43 total TDs (36 passing & 7 rushing) in 2019. His 36 TD passes led the NFL and are the most in franchise single-season history.
- ✗ Jackson rushed for 1,206 yards in 2019, marking the most by a quarterback in NFL single-season history.
- ✗ Jackson produced the NFL single-season record for most 100-yard rushing games (5 in 2019) by a quarterback.
- ✗ Jackson (36/7) also became the third QB in NFL history with at least 35 passing TDs & 7 rushing TDs. Steve Young (1994), Cam Newton (2015) and Josh Allen (2020) have also accomplished this feat.
- ✗ In his final eight games of 2019 (he sat out Week 17), Jackson threw 25 TDs and 1 INT, completing 69.4% of his passes for 1,477 yards and a 130.3 rating. He tallied 630 rushing yards & 4 rush TDs.
- ✗ Jackson threw at least 4 TDs in an NFL-best four games in 2019. He also threw at least 3 TDs in an NFL-best eight games.
- ✗ In 2019's Week 15 win vs. NYJ, Jackson rushed for at least 85 yards while throwing for 5 TDs for the second time in his career. (He also did this on 11/25/19 at LAR.) Cam Newton is the only other player in NFL history to accomplish the 85 rushing yards/5 passing TDs feat in a game, doing so in 2015.
- ✗ Jackson posted two perfect passer ratings in 2019 (at Cin. & Mia.), making him one of two QBs in NFL history (Ben Roethlisberger, 2007) to attain the 158.3 mark twice in a season.
- ✗ In Weeks 11 (vs. Hou.) and 12 (at LAR) of 2019, Jackson became the first NFL player ever to throw at least 4 passing TDs and have at least 50 rush yards in back-to-back games.
- ✗ In 2019's Week 6 victory over Cincinnati, Jackson became the first player ever to pass for 200 yards (236) and rush for 150 yards (152) in a regular season game. (Colin Kaepernick also accomplished this feat in a 2013 playoff game.)
- ✗ In the 2019 Divisional Playoff vs. Tennessee, Jackson became the first player in NFL history with at least 350 passing yards (365) and 100 rushing yards (143) in any game.

PLAYER NOTES - L. JACKSON

MOST WINS BY A QB IN HIS FIRST 50 NFL STARTS (SINCE 1970 MERGER)

| Rk. | Quarterback | Wins |
|-----|-----------------|------|
| 1. | Patrick Mahomes | 40 |
| | Ken Stabler | 40 |
| 3. | Lamar Jackson | 38 |
| | Tom Brady | 38 |
| | Danny White | 38 |

MOST WINS BY A QB IN HIS FIRST 40 NFL STARTS (SINCE 1970 MERGER)

| Rk. | Quarterback | Wins |
|-----|-----------------|------|
| 1. | Lamar Jackson | 32 |
| | Patrick Mahomes | 32 |
| | Dan Marino | 32 |
| | Kurt Warner | 32 |

PASSING TOUCHDOWNS

RAVENS SINGLE-GAME HISTORY

| QB/Date/Opponent | TDs |
|----------------------------------|-----|
| Lamar Jackson, 12/12/19 vs. NYJ. | 5 |
| Lamar Jackson, 11/25/19 at LAR. | 5 |
| Lamar Jackson, 9/8/19 at Mia. | 5 |
| Joe Flacco, 10/12/14 at TB | 5 |
| Tony Banks, 9/10/00 vs. Jax. | 5 |

COMPLETION PERCENTAGE

RAVENS SINGLE-GAME HISTORY

| QB/Date/Opponent | Pct. |
|----------------------------------|------|
| Lamar Jackson, 11/10/19 at Cin. | 88.2 |
| Lamar Jackson, 10/11/21 vs. Ind. | 86.0 |
| Lamar Jackson, 9/8/19 at Mia. | 85.0 |
| Tyler Huntley, 12/4/22 vs. Den. | 84.4 |

PASSER RATING

RAVENS SINGLE-GAME HISTORY

| QB/Date/Opponent | Rate |
|---------------------------------|-------|
| Lamar Jackson, 11/10/19 at Cin. | 158.3 |
| Lamar Jackson, 9/8/19 at Mia. | 158.3 |
| Lamar Jackson, 9/13/20 vs. Cle. | 152.1 |
| Joe Flacco, 10/12/14 at TB | 149.7 |

Jackson is the youngest QB in NFL history to produce a perfect passer rating. Incredibly, he's done it twice.

CONSECUTIVE PASSES, NO INTs

RAVENS SINGLE-GAME HISTORY

| QB/Dates | Passes |
|------------------------------------|--------|
| Lamar Jackson, 11/25/18 -- 9/29/19 | 248 |
| Lamar Jackson, 10/6/19 -- 12/8/19 | 181 |
| Joe Flacco, 9/25/16 -- 10/23/16 | 176 |

PASSING TOUCHDOWNS

RAVENS SINGLE-SEASON HISTORY

| Rk. | Quarterback (Year) | TDs |
|-----|-------------------------|-----|
| 1. | Lamar Jackson (2019) | 36 |
| 2. | Vinny Testaverde (1996) | 33 |
| 3. | Joe Flacco (2014) | 27 |
| 4. | Lamar Jackson (2020) | 26 |
| 5. | Joe Flacco (2010) | 25 |

PASSER RATING

RAVENS SINGLE-SEASON HISTORY

| Rk. | Quarterback (Year) | Rate |
|-----|----------------------|-------|
| 1. | Lamar Jackson (2019) | 113.3 |
| 2. | Lamar Jackson (2020) | 99.3 |
| 3. | Joe Flacco (2010) | 93.6 |
| 4. | Joe Flacco (2014) | 91.0 |
| 5. | Joe Flacco (2009) | 88.9 |

TD PASS PERCENTAGE

RAVENS SINGLE-SEASON HISTORY

| Rk. | Quarterback (Year) | TD% |
|-----|-------------------------|-----|
| 1. | Lamar Jackson (2019) | 9.0 |
| 2. | Lamar Jackson (2020) | 6.9 |
| 3. | Vinny Testaverde (1996) | 6.0 |
| 4. | Tony Banks (1999) | 5.3 |
| | Trent Dilfer (2000) | 5.3 |

JACKSON'S HISTORIC RUNNING

- ✗ QB Lamar Jackson (4,437) ranks fifth all time in rushing yards by a quarterback, recently passing Hall of Famer Steve Young in Week 9's win at NO.
- ✗ Jackson's 63.4 career rushing yards per game rank No. 1 by a QB in NFL history.
- ✗ Jackson's 764 rushing yards in 2022 rank as the NFL's 15th most overall, entering Week 15.
- ✗ Jackson owns 12 career 100-yard rushing games, the most by a QB in NFL history. Two of those have come this season (vs. Mia. & at NE).
- ✗ Jackson is the only QB since the 1970 merger to reach 600 rushing yards in each of the first five years of a career. He's also the only QB ever to post four seasons with 700 rushing yards in a career.

MOST RUSHING YARDS BY A QUARTERBACK / NFL HISTORY

| Rk. | Quarterback | Games | Yards | YPG |
|-----|--------------------|-------|-------|------|
| 1. | Michael Vick | 143 | 6,109 | 42.7 |
| 2. | Cam Newton | 148 | 5,628 | 38.0 |
| 3. | Randall Cunningham | 162 | 4,928 | 30.4 |
| 4. | Russell Wilson | 170 | 4,904 | 28.8 |
| 5. | Lamar Jackson | 70 | 4,437 | 63.4 |
| 6. | Steve Young | 169 | 4,239 | 25.1 |

PLAYER NOTES – L. JACKSON

100-YARD REGULAR SEASON RUSHING GAMES [QBs / SINGLE-SEASON NFL HISTORY]

1. Lamar Jackson (2019) 5
2. Russell Wilson (2014)..... 3
- Michael Vick (2006) 3
- Michael Vick (2004) 3

CAREER 100-YARD REGULAR SEASON RUSHING GAMES [QBs / NFL HISTORY]

1. Lamar Jackson 12
2. Michael Vick 10
3. Russell Wilson 4
4. J. Allen, R. Cunningham, B. Douglass, 3
- J. Fields, D. McNabb, C. Newton & T. Rote 3

CAREER GAMES W/ 5 TD PASSES & 85+ RUSHING YARDS [NFL HISTORY]

1. Lamar Jackson 2
2. Cam Newton 1

Newton's "5/85" game came during his 2015 NFL MVP campaign, just as Jackson's were in 2019.

GAMES WITH 5 TD PASSES [NFL SINGLE-SEASON HISTORY]

1. Peyton Manning (2004)* 4
2. Lamar Jackson (2019)* 3
- Cam Newton (2015)* 3
- Drew Brees (2011) 3
- Tom Brady (2007)* 3
- Daunte Culpepper (2004) 3

*Won NFL MVP

MOST GAMES WITH 4+ TD PASSES [2019 SEASON]

1. Lamar Jackson (Bal.) 4
2. Jimmy Garoppolo (SF) 3
- Daniel Jones (NYG) 3
- Jameis Winston (TB) 3

MOST GAMES WITH 3+ TD PASSES [2019 SEASON]

1. Lamar Jackson (Bal.) 8
2. Drew Brees (NO) 7
3. Dak Prescott (Dal.) 6
4. Patrick Mahomes (KC) 5
- Matthew Stafford (Det.) 5
- Deshawn Watson (Hou.) 5
- Jameis Winston (TB) 5

TOTAL TOUCHDOWNS [2019 SEASON]

1. Lamar Jackson (Bal.) 43
2. Russell Wilson (Sea.) 34
- Jameis Winston (TB) 34

PASSING TOUCHDOWNS [2019 SEASON]

1. Lamar Jackson (Bal.) 36
2. Jameis Winston (TB) 33
3. Russell Wilson (Sea.) 31

NFL PASSER RATING [2019 SEASON]

1. Ryan Tannehill (Ten.) 117.5
2. Drew Brees (NO) 116.3
3. Lamar Jackson (Bal.) 113.3

MOST RUSHING YARDS [QUARTERBACKS / SINGLE-SEASON HISTORY]

1. Lamar Jackson (2019) 1,206
2. Michael Vick (2006) 1,039
3. Lamar Jackson (2020) 1,005
4. Bobby Douglass (1972) 968
5. Randall Cunningham (1990) 942

MOST GAMES WITH 2+ PASSING TDs AND 50+ RUSHING YARDS [SINCE 1970 MERGER]

– ENTIRE CAREER –


| Rk. | Player | 2+/50+ GAMES | GP/GS |
|-----|----------------------|--------------|--------------|
| 1. | Cam Newton | 23 | 148/144 |
| 2. | Randall Cunningham | 20 | 161/135 |
| | Michael Vick | 20 | 143/115 |
| 4. | Steve Young | 19 | 169/143 |
| 5. | Lamar Jackson | 18 | 70/61 |
| 6. | Russell Wilson | 17 | 170/170 |

– FIRST FIVE SEASONS OF A CAREER –

| Rk. | Player | 2+/50+ GAMES |
|-----|-----------------------------|--------------|
| 1. | Lamar Jackson (Bal.) | 18 |
| 2. | Cam Newton (Car.) | 17 |
| 3. | Josh Allen (Buf.) | 12 |
| 4. | Randall Cunningham (Phi.) | 10 |
| 5. | Kyler Murray (Ari.) | 9 |
| | Michael Vick (Atl.) | 9 |
| 7. | Russell Wilson (Sea.) | 8 |



PLAYER NOTES - ANDREWS



MARK ANDREWS
#89 | TIGHT END

31
TD GRABS SINCE 2019, MARKING THE SECOND MOST AMONG NFL TEs

2X
PRO BOWLER

7
MULTI-TD GAMES SINCE 2019, RANKING NO. 1 AMONG NFL TEs

1X
ALL-PRO

25
RED ZONE TD GRABS SINCE 2019, MARKING THE SECOND MOST AMONG NFL TEs

TOP 3 ON RAVENS SINGLE-SEASON CHARTS

En route to his second-career Pro Bowl nod, in 2021, TE Mark Andrews produced single-season franchise records in catches (107) and receiving yards (1,361), adding 9 TDs.

RAVENS SINGLE-SEASON CHARTS

MOST RECEPTIONS

| Rk. | Player (Year) | Receptions |
|-----|-----------------------|------------|
| 1. | Mark Andrews (2021) | 107 |
| 2. | Derrick Mason (2007) | 103 |
| 3. | Marquise Brown (2021) | 91 |

MOST RECEIVING YARDS

| Rk. | Player (Year) | Receiving Yards |
|-----|------------------------|-----------------|
| 1. | Mark Andrews (2021) | 1,361 |
| 2. | Michael Jackson (1996) | 1,201 |
| 3. | Torrey Smith (2013) | 1,128 |

MOST RECEIVING TDs

| Rk. | Player (Year) | Receiving TDs |
|-----|------------------------|---------------|
| 1. | Michael Jackson (1996) | 14 |
| 2. | Torrey Smith (2014) | 11 |
| 3. | Mark Andrews (2019) | 10 |

NFL TIGHT END RECEIVING LEADERS

RECEIVING YARDS

* plays 12/12 (on MNF)

| 2022 | | SINCE 2019 | |
|------|---------------------------------|------------|-----------------------------------|
| 1. | Travis Kelce (KC).....1,039 | 1. | Travis Kelce (KC)..... 4,809 |
| 2. | T.J. Hockenson (Min.) 697 | 2. | Mark Andrews (Bal.)..... 3,585 |
| 3. | Mark Andrews (Bal.)..... 671 | 3. | Darren Waller (LV) 3,181 |
| 4. | Pat Freiermuth (Pit.) 630 | 4. | George Kittle (SF) 3,097 |
| 5. | Evan Engram (Jax.) 548 | 5. | Dallas Goedert (Phi.) 2,505 |

RECEPTIONS

| 2022 | | SINCE 2019 | |
|------|--------------------------------|------------|------------------------------|
| 1. | Travis Kelce (KC).....81 | 1. | Travis Kelce (KC)..... 375 |
| 2. | T.J. Hockenson (Min.) 62 | 2. | Mark Andrews (Bal.)..... 287 |
| 3. | Mark Andrews (Bal.)..... 58 | 3. | Darren Waller (LV) 268 |
| 4. | Evan Engram (Jax.) 53 | 4. | George Kittle (SF) 246 |
| | Pat Freiermuth (Pit.) 53 | 5. | Zach Ertz* (Ari.) 245 |

RECEIVING TOUCHDOWNS

| 2022 | | SINCE 2019 | |
|------|----------------------------|------------|-------------------------------------|
| 1. | Travis Kelce (KC).....12 | 1. | Travis Kelce (KC)..... 37 |
| 2. | Mark Andrews (Bal.)..... 5 | 2. | Mark Andrews (Bal.)..... 31 |
| | Juwan Johnson (NO)..... 5 | 3. | Hunter Henry* (NE) 20 |
| | Cole Kmet (Chi.) 5 | 4. | M. Gesicki/G. Kittle/D. Knox ... 17 |
| 5. | Five Tight Ends..... 4 | 7. | Z. Ertz*/T. Hockenson 16 |

FIRST-DOWN RECEPTIONS

| 2022 | | SINCE 2019 | |
|------|--------------------------------|------------|---------------------------------|
| 1. | Travis Kelce (KC).....61 | 1. | Travis Kelce (KC)..... 269 |
| 2. | Mark Andrews (Bal.)..... 38 | 2. | Mark Andrews (Bal.)..... 194 |
| 3. | T.J. Hockenson (Min.) 34 | 3. | Darren Waller (LV) 162 |
| 4. | Pat Freiermuth (Pit.) 32 | 4. | George Kittle (SF) 151 |
| 5. | Dallas Goedert (Phi.) 31 | 5. | Dallas Goedert (Phi.) 134 |

ANDREWS HAS EYES FOR THE END ZONE

NFL RECEIVING TOUCHDOWNS / SINCE 2019

| Rk. | Player (Team) | Receiving TDs |
|-----|---------------------------|---------------|
| 1. | Davante Adams (LV)..... | 46 |
| 2. | Mike Evans (TB)..... | 38 |
| 3. | Tyreek Hill (Mia.)..... | 37 |
| | Travis Kelce (KC)..... | 37 |
| 5. | Cooper Kupp (LAR)..... | 35 |
| | DK Metcalf (Sea.)..... | 35 |
| 7. | A.J. Brown (Phi.)..... | 34 |
| | Stefon Diggs (Buf.)..... | 34 |
| | Tyler Lockett (Sea.)..... | 34 |
| | Adam Thielen (Min.)..... | 34 |
| 11. | Mark Andrews (Bal.)..... | 31 |

ANDREWS' MONSTER 2021 SEASON

En route to his second-career Pro Bowl nod, in 2021, Andrews:

- Played in all 17 games (nine starts), totaling single-season franchise records in both receptions (107) and receiving yards (1,361), while also producing 9 TDs.
- Led NFL tight ends in all major receiving categories, including yards (1,361), receptions (107), TDs (9 – tied), first downs (75), 20-plus-yard catches (20) and contested catches (18).
- Notched his third-straight season (2019-21) with at least 700 receiving yards and 7 receiving TDs, marking the longest streak reaching those figures in Ravens history. It's also the longest active streak entering 2022 by an NFL tight end.
- Posted at least receiving 100 yards in a Ravens' single-season record five contests.

PLAYER NOTES - ANDREWS

ANDREWS' HISTORIC 2021

TE Mark Andrews produced new single-season franchise records for receptions (107) and receiving yards (1,361). His 1,361 receiving yards also rank third most by a TE in league history and were sixth overall in the NFL during 2021.

MOST RECEIVING YARDS BY A TIGHT END SINGLE-SEASON NFL HISTORY

| Rk. | Tight End (Year) | Rec. | Yards | Avg. | TDs |
|-----|----------------------------|------------|--------------|-------------|----------|
| 1. | Travis Kelce (2020) | 105 | 1,416 | 13.4 | 11 |
| 2. | George Kittle (2018) | 88 | 1,377 | 15.6 | 5 |
| 3. | Mark Andrews (2021) | 107 | 1,361 | 12.7 | 9 |
| 4. | Travis Kelce (2018) | 103 | 1,336 | 13.0 | 10 |
| 5. | Rob Gronkowski (2011) | 90 | 1,327 | 14.7 | 17 |

MOST RECEIVING YARDS OVERALL / 2021 SEASON

| Rk. | Player | Rec. | Yards | Avg. | TDs |
|-----|----------------------------|------------|--------------|-------------|----------|
| 1. | Cooper Kupp (LAR) | 145 | 1,947 | 13.4 | 16 |
| 2. | Justin Jefferson (Min.) | 108 | 1,616 | 15.0 | 10 |
| 3. | Davante Adams (GB) | 123 | 1,553 | 12.6 | 11 |
| 4. | Ja'Marr Chase (Cin.) | 81 | 1,455 | 18.0 | 13 |
| 5. | Deebo Samuel (SF) | 77 | 1,405 | 18.2 | 6 |
| 6. | Mark Andrews (Bal.) | 107 | 1,361 | 12.7 | 9 |
| 7. | Tyreek Hill (KC) | 111 | 1,239 | 11.2 | 9 |
| 8. | Stefon Diggs (Buf.) | 103 | 1,225 | 11.9 | 10 |

KEEPING IT 100

• In 2021, Andrews registered the most 100-yard receiving outings (five) in Ravens single-season history. His nine career performances reaching the century mark are tied with WR Mark Clayton for the most in Ravens franchise history.

100-YARD RECEIVING GAMES IN RAVENS HISTORY

| SINGLE SEASON | | | ALL TIME | | |
|---------------|----------------------------|----------|----------|---------------------|----------|
| Rk. | Player (Year) | Games | Rk. | Player | Games |
| 1. | Mark Andrews (2021) | 5 | 1. | Mark Andrews | 9 |
| 2. | Steve Smith Sr. (2014) | 4 | | Mark Clayton | 9 |
| | Michael Jackson (1996) | 4 | 3. | Steve Smith Sr. | 8 |
| | Mark Clayton (2006) | 4 | 4. | Derrick Mason | 7 |

MOST 100-YARD RECEIVING GAMES / SINCE 2019 / NFL TEs

| Rk. | Player (Team) | 100-Yard Games |
|-----|----------------------------|----------------|
| 1. | Travis Kelce (KC) | 16 |
| 2. | Darren Wallaer (LV) | 12 |
| 3. | Mark Andrews (Bal.) | 9 |
| 4. | George Kittle (SF) | 8 |
| 5. | Evan Engram (Jax.) | 4 |
| | Dallas Goedert (Phi.) | 4 |
| | Tyler Higbee (LAR) | 4 |
| 8. | Kyle Pitts (Atl.) | 3 |
| 9. | Noah Fant (Sea.) | 2 |
| | Mike Gesicki (Mia.) | 2 |
| | T.J. Hockenson (Min.) | 2 |
| | Austin Hooper (Ten.) | 2 |

30 TDs IN FIRST FIVE SEASONS

TE Mark Andrews has produced 34 career receiving TDs, joining Mike Ditka (32), Antonio Gates (43), Tony Gonzalez (30), Jimmy Graham (51), Rob Gronkowski (54) and Kellen Winslow Sr. (35) as one of seven TEs in NFL history to reach 30 receiving TDs in the first five seasons of a career.



ROB GRONKOWSKI
54



JIMMY GRAHAM
51



ANTONIO GATES
43



KELLEN WINSLOW SR.
35



MIKE DITKA
32



TONY GONZALEZ
30

34 CAREER RECEIVING TDs



| | | | | | |
|----------|----|-----------|----|---------------|----|
| Home | 19 | 2018 | 3 | Red Zone | 27 |
| Away | 15 | 2019 | 10 | vs. AFC | 26 |
| 1st Qtr. | 7 | 2020 | 7 | vs. NFC | 8 |
| 2nd Qtr. | 12 | 2021 | 9 | vs. AFC North | 13 |
| 3rd Qtr. | 6 | 2022 | 5 | vs. Blitz | 17 |
| 4th Qtr. | 9 | Primetime | 8 | From Slot | 19 |
| OT | 0 | In A Win | 23 | 20+ Yards | 7 |

LET THE RECORDS SHOW

RAVENS RECORDS / TOP 10 RECEIVING YARDS / ALL TIME

| Rk. | Player (Seasons) | Rec. | Yards | Avg. | TDs |
|-----|-------------------------------|------------|--------------|-------------|-----------|
| 1. | Derrick Mason (2005-10) | 471 | 5,777 | 12.3 | 29 |
| 2. | Todd Heap (2001-10) | 467 | 5,492 | 11.8 | 41 |
| 3. | Mark Andrews (2018-22) | 321 | 4,137 | 12.9 | 34 |
| 4. | Torrey Smith (2011-14) | 213 | 3,591 | 16.9 | 30 |
| 5. | Mark Clayton (2005-09) | 234 | 3,116 | 13.3 | 12 |
| 6. | Ray Rice (2008-13) | 369 | 3,034 | 8.2 | 6 |
| 7. | Qadry Ismail (1999-2001) | 191 | 2,819 | 14.8 | 18 |
| 8. | Travis Taylor (2000-04) | 204 | 2,758 | 13.5 | 15 |
| 9. | Anquan Boldin (2010-12) | 186 | 2,645 | 14.2 | 14 |
| 10. | Michael Jackson (1996-98) | 183 | 2,596 | 14.2 | 18 |

TE Mark Andrews already ranks in the Top 5 all time in each of Baltimore's major receiving categories over the course of a Ravens career.

RECEPTIONS

| | | |
|----|---------------------|------------|
| 1. | Derrick Mason | 471 |
| 2. | Todd Heap | 467 |
| 3. | Ray Rice | 369 |
| 4. | Mark Andrews | 321 |

YARDS

| | | |
|----|---------------------|--------------|
| 1. | Derrick Mason | 5,777 |
| 2. | Todd Heap | 5,492 |
| 3. | Mark Andrews | 4,137 |
| 4. | Torrey Smith | 3,591 |

TDs

| | | |
|----|---------------------|-----------|
| 1. | Todd Heap | 41 |
| 2. | Mark Andrews | 34 |
| 3. | Torrey Smith | 30 |
| 4. | Derrick Mason | 29 |

PLAYER NOTES - DOBBINS



J.K. DOBBINS
#27 | RUNNING BACK

Missed entire 2021 season (knee)

**YARDS-PER-CARRY AVERAGE
ALL-TIME ROOKIE RBs
(SINCE 1970 MERGER)**

| | |
|---------------------------|-------------|
| Alvin Kamara ('17) | 6.07 |
| J.K. Dobbins ('20) | 6.01 |
| Maurice Jones-Drew ('06) | 5.67 |
| Thomas Rawls ('15) | 5.65 |
| Adrian Peterson ('07) | 5.63 |

RAVENS ROOKIE RECORD

RB J.K. Dobbins scored 9 total TDs in 2020, marking a new Ravens franchise rookie record.

TOTAL TDs / ALL-TIME RAVENS ROOKIES

| Rk. | Player (Year) | TDs |
|-----|----------------------------|----------|
| 1. | J.K. Dobbins (2020) | 9 |
| 2. | Marquise Brown (2019) | 7 |
| | Marlon Brown (2013) | 7 |
| | Torrey Smith (2011) | 7 |

LEADING THE LEAGUE IN 2020

In 2020, RB J.K. Dobbins led all NFL running backs in yards-per-carry average (6.01).

YARDS PER CARRY / NFL RBs IN 2020

| Rk. | Player (Year) | YPC |
|-----|----------------------------|-------------|
| 1. | J.K. Dobbins (Bal.) | 6.01 |
| 2. | Nick Chubb (Cle.) | 5.62 |
| 3. | Aaron Jones (GB) | 5.49 |
| 4. | Derrick Henry (Ten.) | 5.36 |

QUICK HITS

- In 2020, RB J.K. Dobbins (805), QB Lamar Jackson (1,005) and RB Gus Edwards (723) each surpassed 700 rushing yards. In doing so, the 2020 Ravens joined the 2019 Ravens and 2011 Panthers as the only teams ever with three 700-yard rushers in an NFL season.
- Dobbins closed out the 2020 regular season with six consecutive performances of 50-plus rushing yards and a rushing TD, tying (Ryan Grant in 2007, Eric Dickerson in 1983 & Franco Harris in 1972) for the longest rookie streak of its kind since the 1970 NFL merger.
- Dobbins' 72-yard TD-scamper in the 38-3 win at Cin. (1/3/21) was the longest rushing TD by a Ravens' rookie and the then-longest rushing TD by an NFL rookie since 2018 (three players).

2020 ROOKIE CLASS RANKINGS

Among NFL rookies in 2020, RB J.K. Dobbins ranked No. 3 in both rushing yards (805) and rushing TDs (9), while he was No. 1 in yards-per-carry average (6.01).

RUSHING YARDS / NFL ROOKIE RBs / 2020

| Rk. | Player (Team) | Yards |
|-----|----------------------------|------------|
| 1. | Jonathan Taylor (Ind.) | 1,169 |
| 2. | James Robinson (Jax.) | 1,070 |
| 3. | J.K. Dobbins (Bal.) | 805 |
| 4. | Clyde Edwards-Helaire (KC) | 803 |
| 5. | Antonio Gibson (Was.) | 795 |

RUSHING TDs / NFL ROOKIE RBs / 2020

| Rk. | Player (Team) | TDs |
|-----|----------------------------|----------|
| 1. | Jonathan Taylor (Ind.) | 11 |
| | Antonio Gibson (Was.) | 11 |
| 3. | J.K. Dobbins (Bal.) | 9 |
| 4. | D'Andre Swift (Det.) | 8 |
| 5. | James Robinson (Jax.) | 7 |

RUSHING YPC AVERAGE / NFL ROOKIE RBs / 2020 (MIN. 100 RUSHES)

| Rk. | Player (Team) | YPC |
|-----|----------------------------|-------------|
| 1. | J.K. Dobbins (Bal.) | 6.01 |
| 2. | Jonathan Taylor (Ind.) | 5.04 |
| 3. | Antonio Gibson (Was.) | 4.68 |
| 4. | D'Andre Swift (Det.) | 4.57 |
| 5. | James Robinson (Jax.) | 4.46 |

J.K.'S HISTORICAL 2020

In 2020, RB J.K. Dobbins became the first rookie and one of six running backs in NFL history to produce at least 800 rushing yards, 9 rushing TDs and 6.0 yards per carry in a season. The other five running backs are Adrian Peterson (2012), Barry Sanders (1997), Mercury Morris (1973), O.J. Simpson (1973) and Jim Brown (1963).



2020

J.K. DOBBINS



2012

ADRIAN PETERSON



1997

BARRY SANDERS



1973

MERCURY MORRIS



1973

O.J. SIMPSON



1963

JIM BROWN

PLAYER NOTES - EDWARDS



GUS EDWARDS Missed entire 2021 season (knee)
#35 | RUNNING BACK

**UNDRAFTED FREE AGENTS
- RAVENS HISTORY -**

| RK. | PLAYER | RUSH YDS |
|-----|----------------|----------------|
| 1. | Gus Edwards |2,413 |
| 2. | Priest Holmes |2,102 |
| 3. | Jason Brookins |551 |

| RK. | PLAYER | RUSH TDs |
|-----|----------------|-------------|
| 1. | Gus Edwards |13 |
| 2. | Priest Holmes |10 |
| 3. | Jason Brookins |5 |

YARDS PER CARRY

RB Gus Edwards averages 5.1 yards per carry during his career. Since entering the league in 2018, that mark ranks tied for fourth among NFL RBs (min. 400 attempts).

YARDS PER CARRY / ACTIVE NFL RBs / SINCE 2018 (MIN. 400 RUSHING ATTEMPTS)

| Rk. | Player (Team) | YPC |
|-----|---------------------------|------------|
| 1 | Raheem Mostert (Mia.) | 5.3 |
| | Tony Pollard (Dal.) | 5.3 |
| 3. | Nick Chubb (Cle.) | 5.2 |
| 4. | Gus Edwards (Bal.) | 5.1 |
| | Miles Sanders (Phi.) | 5.1 |
| | Jonathan Taylor (Ind.) | 5.1 |

UNDRAFTED, UNBOtherED

RB Gus Edwards ranks tied for fourth among undrafted RBs in rushing yards per attempt (5.1) since the 1970 AFL-NFL merger (min. 100 attempts).

RUSHING YARDS PER ATTEMPT / UNDRAFTED NFL RBs (SINCE MERGER / MIN. 100 RUSHING ATTEMPTS)

| Rk. | Player (Seasons) | Carries | Yards | Yds/Rsh |
|-----|-----------------------------------|------------|--------------|------------|
| 1. | Dontrell Hilliard (2018-Present) | 100 | 592 | 5.9 |
| 2. | Raheem Mostert (2015-Present) | 420 | 2,220 | 5.3 |
| 3. | D'Ernest Johnson (2019-Present) | 141 | 738 | 5.2 |
| 4. | Gus Edwards (2018-Present) | 476 | 2,413 | 5.1 |
| | Selvin Young (2007-08) | 201 | 1,032 | 5.1 |
| 6. | Jalen Richard (2016-21) | 264 | 1,333 | 5.0 |
| 7. | Bruce Harper (1977-84) | 374 | 1,829 | 4.9 |
| | Rod Phillips (1975-80) | 121 | 595 | 4.9 |
| 9. | Matt Breida (2017-Present) | 503 | 2,399 | 4.8 |

DID YOU KNOW?

In the 24-21 win vs. Cin. (11/18/18), Edwards (115) and QB Lamar Jackson (119) became the first rookie RB-QB teammates to each rush for 100 yards in a game in NFL history.

FIRST-DOWN FRENZY

RB Gus Edwards has rushed for a first down on 31.3% of his carries during his five-year career (since 2018). That mark ranks No. 1 in the NFL among active RBs (min. 400 rushing attempts) over that span.

RUSHING FIRST DOWN PCT. / ACTIVE NFL RBs / SINCE 2018 (MIN. 400 RUSHING ATTEMPTS) * plays 12/12 (on MNF)

| Rk. | Player (Team) | 1st Down % |
|-----|---------------------------|-------------|
| 1. | Gus Edwards (Bal.) | 31.3 |
| 2. | Jonathan Taylor (Ind.) | 28.4 |
| 3. | Marlon Mack (Den.) | 26.0 |
| 4. | Tony Pollard (Dal.) | 25.5 |
| 5. | James Conner* (Ari.) | 25.4 |

2019-20 THREE-HEADED MONSTER

The 2020 Ravens were the third team in NFL history (joining the 2019 Ravens & 2011 Panthers) to have three players (J.K. Dobbins, Gus Edwards and Lamar Jackson) each eclipse 700 rushing yards in a single season. They are also the first team in NFL history to have a trio each notch at least 700 rushing yards and 6 rushing TDs.

TEAMS WITH THREE 700-YARD RUSHERS (NFL HISTORY)

| 2020 | 2019 | 2011 |
|---|---|---|
|  |  |  |
| Lamar Jackson...1,005 J.K. Dobbins..... 805 Gus Edwards 723 | Lamar Jackson...1,206 Mark Ingram II... 1,018 Gus Edwards 711 | DeAngelo Williams..836 Jonathan Stewart..761 Cam Newton 706 |

GUS IN RARE COMPANY

RB Gus Edwards is one of only two players in league history to start their career with three straight seasons (2018-20) of 700-plus rushing yards and at least 5 yards per carry, along with Cleveland Browns All-Pro RB Nick Chubb.

Chubb has reached those marks in each of his first four seasons (2018-21), marking an NFL record.



GUS EDWARDS

| Year | Rushing Yards | YPC |
|------|---------------|-----|
| 2020 | 723 | 5.0 |
| 2019 | 711 | 5.4 |
| 2018 | 718 | 5.2 |



NICK CHUBB

| Year | Rushing Yards | YPC |
|------|---------------|-----|
| 2020 | 1,067 | 5.6 |
| 2019 | 1,494 | 5.0 |
| 2018 | 996 | 5.2 |

PLAYER NOTES – D. JACKSON



DeSEAN JACKSON
#15 | WIDE RECEIVER

- 3X** PRO BOWLER
- 3X** OFFENSIVE PLAYER OF THE WEEK
- 2X** SPECIAL TEAMS PLAYER OF THE WEEK
- 2X** SPECIAL TEAMS PLAYER OF THE MONTH
- 1X** SECOND-TEAM ALL-PRO

RECEIVING YARDS CHARTS

WR DeSean Jackson has posted 11,244 receiving yards throughout his career (since 2008), trailing only WR Julio Jones (13,576) among active players.

CAREER RECEIVING YARDS / ACTIVE PLAYERS

* plays 12/12 (on MNF)

| Rk. | Player (Team) | Rec. Yards |
|-----|-------------------------|------------|
| 1. | Julio Jones (TB) | 13,614 |
| 2. | DeSean Jackson (Bal.) | 11,244 |
| 3. | DeAndre Hopkins* (Ari.) | 11,155 |
| 4. | A.J. Green* (Ari.) | 10,399 |
| 5. | Mike Evans (TB) | 10,106 |

YARDS-PER-CATCH AVERAGE

Among WRs with at least 500 career receptions, WR DeSean Jackson's 17.6 yards-per-catch average ranks No. 6 all time.

YPC AVERAGE / ALL TIME / MIN. 500 REC.

| Rk. | Player (Seasons) | Receptions | Rec. Yards | YPC Avg. |
|-----|-------------------------------|------------|------------|----------|
| 1. | Stanley Morgan (1977-90) | 557 | 10,716 | 19.2 |
| 2. | Lance Alworth (1962-72) | 542 | 10,266 | 18.9 |
| 3. | Don Maynard (1958-73) | 633 | 11,834 | 18.7 |
| 4. | James Lofton (1978-93) | 764 | 14,004 | 18.3 |
| 5. | Harold Jackson (1968-83) | 579 | 10,372 | 17.9 |
| 6. | DeSean Jackson (2008-present) | 639 | 11,244 | 17.6 |

EXPLOSIVE PLAY EXPERT

✗ Jackson ranks first in NFL history in 60+ yard TDs (25 – 21 receiving, 4 via PRs) and second in 50+ yard TDs (33 – 29 receiving, 4 via PRs), trailing only Jerry Rice (36, 1985-2004).

✗ Since entering the league in 2008, Jackson owns 47 career receptions of 50+ yards, marking the most among all players and more than doubling the NFL's second most among active players (A.J. Green – 23) during that span.

ACTIVE PLAYER RANKS

| | | |
|------------------|------------------|------------------|
| 1 | 1 | 2 |
| 50+ YARD CATCHES | 25+ YARD CATCHES | 20+ YARD CATCHES |
| 47 | 137 | 186 |

DISCUSS DeSEAN

✗ Jackson has led the NFL in yards per reception four times in his career: 2018 (18.9), 2016 (17.9), 2014 (20.9) and 2010 (22.5).

✗ Jackson produced the third-most receiving yards (6,512) in Eagles franchise history, behind WRs Harold Carmichael (8,978 – 1971-83) and Pete Retzlaff (7,412 – 1956-66).

✗ Jackson recorded one of the greatest plays in Eagles history, known as the "Miracle at the New Meadowlands" – a game-winning, 65-yard PR-TD as time expired at NYG (12/19/10).

✗ In 2009, Jackson became the first player in NFL history to earn a Pro Bowl berth at two different positions (WR and RS) in the same season.

GAMES WITH 100+ RECEIVING YARDS

WR DeSean Jackson has posted 39 games with at least 100 receiving yards, tying (WR DeAndre Hopkins) for the NFL's second most among active players.

100-YARD REC. GAMES / ACTIVE PLAYERS

* plays 12/12 (on MNF)

| Rk. | Player (Team) | Games |
|-----|-------------------------|-------|
| 1. | Julio Jones (TB) | .59 |
| 2. | DeSean Jackson (Bal.) | .39 |
| | DeAndre Hopkins* (Ari.) | .39 |
| 4. | Davante Adams (LV) | .38 |
| 5. | A.J. Green* (Ari.) | .35 |

RECEIVING TD RANKS

WR DeSean Jackson has posted 58 career receiving TDs, tying (WR Stefon Diggs) for the NFL's eighth most by an active player.

CAREER RECEIVING TDs / ACTIVE PLAYERS

* plays 12/12 (on MNF)

| Rk. | Player (Team) | Rec. TDs |
|-----|-------------------------|----------|
| 1. | Davante Adams (LV) | .85 |
| 2. | Mike Evans (TB) | .78 |
| 3. | DeAndre Hopkins* (Ari.) | .71 |
| 4. | A.J. Green* (Ari.) | .69 |
| | Travis Kelce (KC) | .69 |
| 6. | Julio Jones (TB) | .63 |
| 7. | Tyreek Hill (Mia.) | .62 |
| 8. | DeSean Jackson (Bal.) | .58 |
| | Stefon Diggs (Buf.) | .58 |
| 10. | Marvin Jones (Jax.) | .57 |

PLAYER NOTES – DUVERNAY



DEVIN DUVERNAY
#13 | WR / RETURN SPECIALIST

1X ALL-PRO **1X** PRO BOWLER

“I’m definitely getting more comfortable, and I’m able to catch the ball and just get my eyes down quickly to see what’s in front of me. I just try to carve out a lane in my brain and just hit it.”

– WR/RS Devin Duvernay on his KOR and PR prowess

DUVERNAY A DANGEROUS RETURN MAN

Dating back to last season, WR/RS Devin Duvernay (a 2021 first-team All-Pro & Pro Bowl return specialist) ranks No. 1 in the NFL in PR average (13.2) and No. 7 in KOR average (24.8).

NFL PUNT RETURN AVERAGE / SINCE 2021 [MIN. 30 PRs]

| Rk. | Player (Team) | PR | Yards | Avg. | Long | TDs |
|-----|-----------------------|----|-------|------|------|-----|
| 1. | Devin Duvernay (Bal.) | 41 | 543 | 13.2 | 46 | 0 |
| 2. | Braxton Berrios (NYJ) | 31 | 398 | 12.8 | 28 | 0 |
| 3. | Avery Williams (Atl.) | 36 | 432 | 12.0 | 56 | 0 |

NFL KICKOFF RETURN AVERAGE / SINCE 2021 [MIN. 30 KORs]

| Rk. | Player (Team) | KOR | Yards | Avg. | Long | TDs |
|-----|-------------------------|-----|-------|------|------|-----|
| 1. | Kene Nwangwu (Min.) | 42 | 1,199 | 28.6 | 99t | 3 |
| 2. | Braxton Berrios (NYJ) | 46 | 1,270 | 27.6 | 102t | 1 |
| 3. | Andre Roberts (Car.) | 39 | 1,045 | 26.8 | 101t | 1 |
| 4. | Godwin Igwebuike (Sea.) | 31 | 801 | 25.8 | 50 | 0 |
| | Isaiah Rodgers (Ind.) | 37 | 953 | 25.8 | 72 | 0 |
| 6. | Khalil Herbert (Chi.) | 32 | 796 | 24.9 | 50 | 0 |
| 7. | Devin Duvernay (Bal.) | 41 | 1,018 | 24.8 | 103t | 1 |

20+ YARD PUNT RETURNS

Since 2021, WR Devin Duvernay leads the NFL with 8 punt returns of 20+ yards

PUNT RETURNS OF 20+ YARDS / SINCE 2021

| Rk. | Player (Team) | 20+ Yard PRs |
|-----|-------------------------|--------------|
| 1. | Devin Duvernay (Bal.) | 8 |
| 2. | Mecole Hardman (KC) | 5 |
| | Marcus Jones* (NE) | 5 |
| | Ray-Ray McCloud (SF) | 5 |
| | Gunner Olszewski (Pit.) | 5 |
| | Jalen Reagor (Min.) | 5 |
| | Trent Taylor (Cin.) | 5 |

* plays 12/12 (on MNF)



1 Player (Devin Duvernay) in franchise history to post a KOR-TD, receiving TD and rushing TD in a Ravens career.

FIELD-POSITION BATTLE

AVG. STARTING FIELD POSITION AFTER...

| KOR / SINCE 2021 / MIN. 30 | | PR / SINCE 2021 / MIN. 30 | | | |
|----------------------------|-------------------------|---------------------------|-----|-------------------------|-------|
| Rk. | Player (Team) | SFP | Rk. | Player (Team) | SFP |
| 1. | Kene Nwangwu (Min.) | -30.2 | 1. | Avery Williams (Atl.) | -35.5 |
| 2. | Braxton Berrios (NYJ) | -28.0 | 2. | Braxton Berrios (NYJ) | -35.0 |
| 3. | Godwin Igwebuike (Sea.) | -27.7 | | Gunner Olszewski (Pit.) | -35.0 |
| 4. | Isaiah McKenzie (Buf.) | -27.5 | 4. | Kalif Raymond (Det.) | -33.9 |
| 5. | Isaiah Rodgers (Ind.) | -27.4 | 5. | Devin Duvernay (Bal.) | -33.6 |
| 6. | Andre Roberts (Car.) | -27.3 | 6. | DeAndre Carter (LAR) | -31.8 |
| 7. | Devin Duvernay (Bal.) | -27.1 | 7. | D. King/C. Rogers | -31.1 |

RAVENS RETURNER CHARTS

PUNT RETURN AVERAGE / RAVENS HISTORY [MIN. 30 PRs]

| Rk. | Player | PRs | Yards | Avg. | Long | 20+ | TDs |
|-----|-------------------|-----|-------|------|------|-----|-----|
| 1. | Devin Duvernay | 45 | 589 | 13.1 | 46 | 8 | 0 |
| 2. | Cyrus Jones | 30 | 372 | 12.4 | 70t | 5 | 1 |
| 3. | Jermaine Lewis | 231 | 2,730 | 11.8 | 89t | 14 | 2 |
| 4. | Michael Campanaro | 37 | 420 | 11.4 | 77t | 3 | 1 |

KICKOFF RETURN AVERAGE / RAVENS HISTORY [MIN. 30 KORs]

| Rk. | Player | KORs | Yards | Avg. | Long | 30+ | TDs |
|-----|----------------|------|-------|------|------|-----|-----|
| 1. | Jacoby Jones | 101 | 3,037 | 30.1 | 108t | 32 | 4 |
| 2. | David Reed | 39 | 1,150 | 29.5 | 103t | 10 | 1 |
| 3. | Lardarius Webb | 38 | 985 | 25.9 | 95t | 11 | 1 |
| 4. | Devin Duvernay | 62 | 1,596 | 25.7 | 103t | 9 | 2 |

DID YOU KNOW?

- Duvernay owns the only regular season opening-game KOR-TD in franchise history (9/18/22 vs. Mia.) and is one of two players with multiple KOR-TDs in a Ravens' career (also WR Jacoby Jones, 4).
- Duvernay needs 1 PR-TD to become the first player since the 1970 AFL-NFL merger to record a TD via FR, KOR, PR, receiving and rushing in a career.
- Duvernay needs 1 rushing TD to become the 11th WR since the 1970 AFL-NFL merger with multiple rushing TDs, receiving TDs and KOR-TDs in a career.
- In 2021, Duvernay finished as the NFL's only returner to rank in the Top 10 in both punt return average (13.8 – first) and kickoff return average (24.1 – seventh), en route to earning his first-career Pro Bowl nod. He also tallied the NFL's second-most PR yards (360), eighth-most KOR yards (676) and fifth-most total return yards (1,036), helping Baltimore's special teams rank No. 1 in *Football Outsiders'* DVOA rating.
- With a 93-yard KOR-TD vs. KC (9/28/20), Duvernay became the fifth Ravens rookie and the youngest Raven (23 years, 16 days) in franchise history to have a KOR-TD.

PLAYER NOTES - ZEITLER & MOSES



KEVIN ZEITLER

#70 | GUARD

MOST OFFENSIVE SNAPS LOGGED
(2021-22)

| | |
|-------------------------------|--------------|
| T Charles Leno Jr. (Was.) | 2,040 |
| QB Justin Herbert (LAC) | 2,028 |
| G Kevin Zeitler (Bal.) | 2,013 |
| C Creed Humphrey (KC) | 2,011 |
| OL Alex Cappa (Cin.) | 2,001 |

RESEARCH VIA STATS PASS

DURABILITY ON DISPLAY

In 2021, G Kevin Zeitler was one of the NFL's most durable cogs along an O-line. Zeitler logged the second-most overall snaps (offense and defense) in the league last season.

MOST SNAPS PLAYED (OFF. & DEF.) / 2021 NFL PLAYERS

| Rk. | Player (Team) | Snaps |
|-----|-------------------------------|--------------|
| 1. | S Quandre Siggs (Sea.) | 1,228 |
| 2. | G Kevin Zeitler (Bal.) | 1,223 |
| 3. | CB Xavier Woods (Min.) | 1,208 |
| 4. | T Alejandro Villanueva (Bal.) | 1,207 |
| 5. | C Tyler Biadasz (Dal.) | 1,205 |

HARDLY ANY FLAGS THROWN ON ZEIT

According to TruMedia statistics, G Kevin Zeitler has been one of the least-penalized O-linemen since entering the league in 2012. Zeitler has only been called for offensive holding 18 times in the last 10 seasons, tying as the third-fewest mark among active offensive linemen during that span (min. 9,000 snaps).

HOLDING CALLS SINCE 2012 / ACTIVE NFL O-LINEMEN

| Rk. | Player (Teams) | Holding Penalties |
|-----|---|-------------------|
| 1. | T Duane Brown (Hou./Sea./NYJ) | 13 |
| 2. | G Kevin Zeitler (Cin./Cle./NYG/Bal.) | 18 |
| 3. | C Ben Jones (Hou./Ten.) | 23 |
| 4. | C Jason Kelce (Phi.) | 28 |

THE BEST ABILITY IS AVAILABILITY

Since he entered the league in 2012, G Kevin Zeitler's 10,389 snaps are the fourth most among active players and most by a non-QB.

MOST SNAPS SINCE 2012 / ACTIVE NFL PLAYERS

| Rk. | Player (Teams) | Snaps (Games) |
|-----|---|---------------------|
| 1. | QB Tom Brady (NE/TB) | 11,250 (170) |
| 2. | QB Matt Ryan (Atl./Ind.) | 10,827 (171) |
| 3. | QB Russell Wilson (Sea./Den.) | 10,407 (170) |
| 4. | G Kevin Zeitler (Cin./Cle./NYG/Bal.) | 10,389 (164) |
| 5. | QB Matthew Stafford (Det./LAR) | 10,197 (162) |

IRONMEN OF THE TRENCHES

T Morgan Moses has played in 134 career games and has made 125 career starts at tackle. His 126 consecutive games played streak is tied for the third longest among active offensive linemen.



ATLANTA

JAKE MATTHEWS
140 GAMES



PHILADELPHIA

JASON KELCE
135 GAMES



WASHINGTON

CHARLES LENO JR.
126 GAMES



BALTIMORE

MORGAN MOSES
126 GAMES


"Any time you've got No. 8, and you get the chance to run downfield and get on ESPN, I think you should. But it's just having a guy back there that's so explosive, where he can throw the ball, he can run the ball, it keeps the defense on their heels. So, it's a great opportunity to be able to be on the team and block for a guy like that."

- T Morgan Moses on blocking for QB Lamar Jackson



MOSES' COMMUNITY IMPACT

- In 2015, he launched the Morgan Moses Foundation with the goal of motivating children through educational activities in the Central/Northern Virginia and D.C. metropolitan areas.




MORGAN MOSES

#78 | TACKLE

"He's always been a player that we've admired. When I think of Morgan, the thoughts that I have [are] big, tough, very smart, and also very durable. He's a versatile guy who can play different spots. We're excited to bring him here."

- EVP & GM Eric DeCosta on T Morgan Moses

PLAYER NOTES - CAMPBELL



CALAIS CAMPBELL
#93 | DEFENSIVE END

1X FIRST-TEAM ALL-PRO
3X SECOND-TEAM ALL-PRO
6X PRO BOWLER

2017 PFWA NFL DEFENSIVE PLAYER OF THE YEAR
2019 NFL WALTER PAYTON MAN OF THE YEAR

DURABILITY ON DISPLAY

DE Calais Campbell has played in 225 games, with 206 starts. He ranks first in both categories among active D-linemen.

MOST GAMES PLAYED / ACTIVE NFL DEFENSIVE LINEMEN

| Rk. | Player (Teams) | GP (GS) |
|-----|---------------------------------------|-----------|
| 1. | Calais Campbell (Ari./Jax./Bal.) | 225 (206) |
| 2. | Jerry Hughes (Ind./Buf./Hou.) | 197 (146) |
| 3. | Ndamukong Suh (Det./Mia./LAR/TB/Phi.) | 195 (191) |
| 4. | Carlos Dunlap (Cin./Sea./KC) | 193 (125) |
| 5. | Cameron Jordan (NO) | 189 (188) |

SACK ATTACK

MOST MULTI-SACK GAMES SINCE 2016 / ACTIVE DEFENDERS

| Rk. | Player (Team) | Games |
|-----|------------------------|-------|
| 1. | Aaron Donald (LAR) | 22 |
| 2. | T.J. Watt (Pit.) | 20 |
| 3. | Myles Garrett (Cle.) | 19 |
| 4. | Cameron Jordan (NO) | 18 |
| 5. | Chandler Jones (LV) | 17 |
| | Yannick Ngakoue (Ind.) | 17 |
| 7. | Chris Jones (KC) | 16 |
| 8. | Matthew Judon (NE)* | 14 |
| | Von Miller (Buf.) | 14 |
| 10. | Denico Autry (Ten.) | 13 |
| | Joey Bosa (LAC) | 13 |
| | Leonard Floyd (LAR) | 13 |
| 13. | Calais Campbell (Bal.) | 12 |
| | Justin Houston (Bal.) | 12 |
| | Khalil Mack (LAC) | 12 |

*plays 12/12 on MNF

CALAIS QUICK HITS

- DE Calais Campbell and DB Devin McCourty are the only active NFL defenders to record at least 200 career games played.
- Campbell is one of five active D-linemen with more than 50 career PD (Carlos Dunlap, 72; J.J. Watt, 68; Jason Pierre-Paul, 65; Cameron Jordan, 58; Calais Campbell, 57).

ACTIVE SACKS LEADERS

DE Calais Campbell's 99 career sacks rank ninth most among active NFL defenders.

MOST SACKS / ACTIVE NFL DEFENDERS

| Rk. | Player (Team) | Sacks |
|-----|--------------------------|-------|
| 1. | Von Miller (Buf.) | 123.5 |
| 2. | Cameron Jordan (NO) | 112.5 |
| 3. | Chandler Jones (LV) | 112.0 |
| 4. | Justin Houston (Bal.) | 111.0 |
| 5. | J.J. Watt (Ari.)* | 108.5 |
| 6. | Aaron Donald (LAR) | 103.0 |
| 7. | Robert Quinn (Phi.) | 102.0 |
| 8. | Carlos Dunlap (KC) | 100.0 |
| 9. | Calais Campbell (Bal.) | 99.0 |
| 10. | Jason Pierre-Paul (Bal.) | 93.5 |

*plays 12/12 on MNF

FOUR-SACK SEASONS

DE Calais Campbell posted at least 4 sacks in 13 seasons (2009-22), tying for the most 4-plus sack seasons among active players.

MOST SEASONS WITH AT LEAST 4 SACKS / ACTIVE PLAYERS

| Rk. | Player (Team) | Seasons |
|-----|------------------------|--------------|
| 1. | Calais Campbell (Bal.) | 13 (2009-22) |
| | Carlos Dunlap (KC) | 13 (2010-22) |
| 3. | Justin Houston (Bal.) | 12 (2011-22) |
| 4. | Cameron Jordan (NO) | 11 (2012-22) |
| | Von Miller (Buf.) | 11 (2011-22) |
| | Ndamukong Suh (Phi.) | 11 (2010-21) |

PICTURE THIS

DE Calais Campbell is one of four NFL defenders since 2000 to register at least 700 tackles and 85 sacks.

SINCE 2000 / PLAYERS WITH AT LEAST 700 TACKLES & 85 SACKS



Calais Campbell
797 / 99

Julius Peppers
718 / 158.5



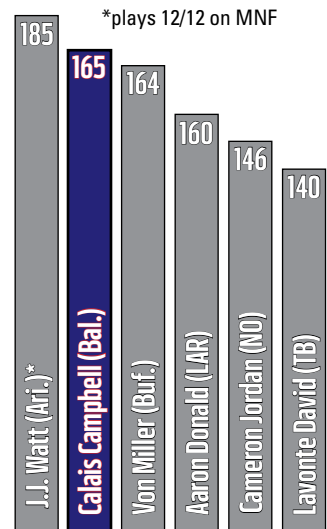
Justin Smith
879 / 87

Terrell Suggs
886 / 139



Since being drafted in 2008, DE Calais Campbell's 165 tackles for loss are second in the NFL, trailing only Arizona DE J.J. Watt's 185 TFL during that span.

MOST TACKLES FOR LOSS / ACTIVE NFL DEFENDERS



*plays 12/12 on MNF

PLAYER NOTES - PETERS



MARCUS PETERS
#24 | CORNERBACK

Missed entire 2021 season (knee)

- 2X FIRST-TEAM ALL-PRO
- 2X SECOND-TEAM ALL-PRO
- 3X PRO BOWLER
- 32 CAREER INTS (NFL HIGH SINCE 2015)
- 42 CAREER TAKEAWAYS (NFL HIGH SINCE 2015)

FIRST LINE OF PASS DEFENSE

Since being drafted in 2015, CB Marcus Peters' 92 PD tie for the NFL's third most among active defenders.

| | |
|---|-----|
|  Darius Slay | 109 |
|  James Bradberry | 96 |
|  Marcus Peters | 92 |
|  Stephon Gilmore | 92 |
|  Janoris Jenkins | 92 |

FAST FACTS

- In 103 career games, CB Marcus Peters has registered 32 INTs, 11 FFs and 10 FRs. His 42 total takeaways are the most among active NFL defenders.
- In Week 3's win at NE, Peters recorded 1 INT, 1 FR and 1 FF, becoming the first Ravens defender to "hit the trifecta" in a single game since 2008 (Ed Reed, 12/7 vs. Was.).
- Peters' 6 INT-TDs tie Hall of Famer Deion Sanders for the second most by a player in his first six seasons (2015-20) since the 1970 merger. Only CB Janoris Jenkins (7) had more.
- Peters' 3 career postseason INTs are tied (Adrian Amos, Sean Murphy-Bunting & Duron Harmon) for the NFL's most since he entered the league in 2015.

NOSE FOR THE END ZONE

CB Marcus Peters' 7 career defensive TDs (6 INTs & 1 FR) rank as the NFL's most since he entered the league in 2015.

MOST DEFENSIVE TDs / SINCE 2015 / ACTIVE PLAYERS

| Rk. | Player (Team) | D-TDs |
|-----|---------------------------|-------|
| 1. | Marcus Peters (Bal.) | 7 |
| 2. | Eddie Jackson (Chi.) | 6 |
| 3. | Deion Jones (Cle.) | 5 |
| | Minkah Fitzpatrick (Pit.) | 5 |

PICK ARTIST

Since entering the league in 2015, three-time Pro Bowl CB Marcus Peters has registered NFL highs in INTs (32), INT-TDs (6) and INT return yards (822).

MOST INTERCEPTIONS / SINCE 2015 / ACTIVE PLAYERS

| Rk. | Player (Team) | INTs |
|-----|--|------|
| 1. | Marcus Peters (Bal.) | 32 |
| 2. | Xavien Howard (Mia.) | 28 |
| 3. | J.C. Jackson (LAC)/Tyrann Mathieu (NO) | 25 |

MOST INT-TD RETURNS / SINCE 2015 / ACTIVE PLAYERS

| Rk. | Player (Team) | INT-TDs |
|-----|--|---------|
| 1. | Marcus Peters (Bal.) | 6 |
| 2. | Deion Jones (Cle.) | 5 |
| 3. | Daniel Sorensen (NO)/Minkah Fitzpatrick (Pit.) | 4 |

MOST INT RETURN YARDS / SINCE 2015 / ACTIVE PLAYERS

| Rk. | Player (Team) | INT Yards |
|-----|------------------------|-----------|
| 1. | Marcus Peters (Bal.) | 822 |
| 2. | Stephon Gilmore (Ind.) | 412 |
| 3. | Deion Jones (Cle.) | 384 |

TAKEAWAY MACHINE

Since entering the league in 2015, Peters' 42 takeaways stand as an NFL high, with 32 coming by way of INTs.

MOST TAKEAWAYS BY A DEFENDER / SINCE 2015

| Rk. | Player (Team) | TA (INTs) |
|-----|-----------------------|-----------|
| 1. | Marcus Peters (Bal.) | 42 (32) |
| 2. | Xavien Howard (Mia.) | 33 (28) |
| 3. | Tyrann Mathieu (NO) | 30 (25) |
| | Jordan Poyer (Buf.) | 30 (24) |
| 5. | Harrison Smith (Min.) | 29 (24) |
| 6. | Darius Slay (Phi.) | 28 (24) |
| 7. | J.C. Jackson (LAC) | 27 (25) |
| | Kevin Byard (Ten.) | 27 (24) |

"MARCUS IS ONE OF THESE PLAYERS WHO PROVIDES SUCH AN AUTHENTIC PERSPECTIVE ON WHAT THIS GAME'S ALL ABOUT. HE'S A RAVEN." - EVP & GM ERIC DE COSTA



NFL INTERCEPTION LEADERS / SINCE 2015

| | | | |
|---------------|---------------|--------------|----------------|
| MARCUS PETERS | XAVIEN HOWARD | J.C. JACKSON | TYRANN MATHIEU |
| 32 | 28 | 25 | 25 |

PLAYER NOTES – HUMPHREY



MARLON HUMPHREY
#44 | CORNERBACK

2X PRO BOWLER

1X FIRST-TEAM ALL-PRO

**MOST FORCED FUMBLES
NFL DEFENDERS / 2020 SEASON**

| | |
|------------------------|---|
| Marlon Humphrey (Bal.) | 8 |
| Haason Reddick (Ari.) | 6 |
| 11 Players Tied | 4 |

PERFECTING THE PUNCH-OUT

CB Marlon Humphrey's 8 forced fumbles in 2020 were the second most by a DB in NFL history (records kept since 2000).

MOST FORCED FUMBLES / DEFENSIVE BACKS NFL SINGLE-SEASON HISTORY (RECORDS KEPT SINCE 2000)

| Rk. | Player (Year) | FFs |
|-----|-------------------------------|----------|
| 1. | Charles Tillman (2012) | 10 |
| 2. | Marlon Humphrey (2020) | 8 |
| | Chris Harris (2007) | 8 |
| 4. | Josh Norman (2021) | 7 |
| 5. | Oshiomogho Atogwe (2008) | 6 |
| | Brian Dawkins (2008) | 6 |
| | Roman Harper (2010) | 6 |
| | Charles Tillman (2009) | 6 |

MARLON IN GOOD COMPANY

CB Marlon Humphrey is just the third defender in franchise history to register double-digit INTs (12) and double-digit FFs (12) throughout a Ravens career. He stands with Hall of Famers LB Ray Lewis (31 INTs & 19 FFs) and S Ed Reed (61 INTs & 11 FFs) as the only Ravens to accomplish this feat. This season, Humphrey has produced 3 INTs through 13 games.

ALL-TIME DEFENDERS W/ DOUBLE-DIGIT INTERCEPTIONS & FORCED FUMBLES (IN A RAVENS CAREER)

| Player (Years) | INTs | FFs |
|---------------------------------------|-----------|-----------|
| Ray Lewis (1996-2012) | 31 | 19 |
| Ed Reed (2002-12) | 61 | 11 |
| Marlon Humphrey (2017-present) | 12 | 12 |



BALTIMORE DEFENDERS SINCE 2019

INTERCEPTIONS / SINCE 2019

| Rk. | Player | INTs |
|-----|------------------------|----------|
| 1. | Marlon Humphrey | 8 |
| | Marcus Peters | 8 |
| 3. | Chuck Clark | 4 |
| | Marcus Williams | 3 |

PASSES DEFENSED / SINCE 2019

| Rk. | Player | PD |
|-----|------------------------|------------|
| 1. | Marlon Humphrey | .44 |
| 2. | Chuck Clark | .26 |
| 3. | Marcus Peters | .25 |
| 4. | Anthony Averett | .20 |

FORCED FUMBLES / SINCE 2019

| Rk. | Player | FFs |
|-----|------------------------|-----------|
| 1. | Marlon Humphrey | 11 |
| 2. | Chuck Clark | 5 |
| | Marcus Peters | 5 |

MARLON MAKES IMPACTFUL PLAYS

• Humphrey and ILB Roquan Smith are the only players in the NFL in 2022 to produce at least three INTs (3) and three sacks (3).

• Baltimore has only lost two games (13-2) when CB Marlon Humphrey records a takeaway (2021 vs. Cin. & 2022 vs. Buf.).

• In 2020, Humphrey led the NFL with 8 FFs (also standing as a Ravens' single-season record), en route to earning his second Pro Bowl nod.

• In 2020, Humphrey was one of only two NFL defenders (Jason Pierre-Paul) to record at least 2 sacks (2.5), 4 FFs (8) and 6 PD (8). He also became the first DB to register at least 8 FFs and a sack in NFL single-season history (records kept since 2000).

• Humphrey's 70-yard FR-TD vs. NE in Week 9 of the 2019 season is the longest FR return in Ravens franchise history.

MARLON THE MAGNET

Since entering the league in 2017, CB Marlon Humphrey's 70 PD are tied for the fifth most among all NFL defensive backs.

NFL PASSES DEFENSED / DEFENSIVE BACKS / SINCE 2017

| Rk. | Player (Team) | PD |
|-----|-------------------------------|-----------|
| 1. | James Bradberry (Phi.) | 86 |
| 2. | Darius Slay (Phi.) | 83 |
| 3. | Marshon Lattimore (NO) | 76 |
| 4. | Xavien Howard (Mia.) | 73 |
| 5. | Jalen Ramsey (LAR) | 71 |
| 6. | Marlon Humphrey (Bal.) | 70 |
| 7. | Kyle Fuller (Bal.) | 67 |
| 8. | Kendall Fuller (Was.) | 62 |
| | Stephon Gilmore (Ind.) | 62 |
| 10. | Tre'Davious White (Buf.) | 61 |

PLAYER NOTES - HOUSTON



JUSTIN HOUSTON
#50 | OUTSIDE LINEBACKER

4X PRO BOWLER
1X FIRST-TEAM ALL-PRO
1X SECOND-TEAM ALL-PRO
111.0 CAREER SACKS
9.0 SACKS IN 2022

HOUSTON...IS A PROBLEM!

CHARTS AMONG ACTIVE NFL DEFENDERS

MOST SACKS

| Rk. | Player | Sacks |
|-----|------------------------------|--------------|
| 1. | Von Miller (Buf.) | 123.5 |
| 2. | Cameron Jordan (NO) | 112.5 |
| 3. | Chandler Jones (LV) | 112.0 |
| 4. | Justin Houston (Bal.) | 111.0 |
| 5. | J.J. Watt* (Ari.) | 108.5 |
| 6. | Aaron Donald (LAR) | 103.0 |
| 7. | Robert Quinn (Phi.) | 102.0 |
| 8. | Carlos Dunlap (KC) | 100.0 |
| 9. | Calais Campbell (Bal.) | 99.0 |
| 10. | Jason Pierre-Paul (Bal.) | 93.5 |

MOST TACKLES FOR LOSS

| Rk. | Player | TFL |
|-----|-------------------------------|------------|
| 1. | J.J. Watt* (Ari.) | 185 |
| 2. | Calais Campbell (Bal.) | 165 |
| 3. | Von Miller (Buf.) | 164 |
| 4. | Aaron Donald (LAR) | 160 |
| 5. | Cameron Jordan (NO) | 146 |
| 6. | Lavonte David (TB) | 140 |
| 7. | Ndamukong Suh (Phi.) | 130 |
| 8. | Justin Houston (Bal.) | 129 |
| 9. | Jason Pierre-Paul (Bal.) | 126 |
| 10. | Carlos Dunlap (KC) | 122 |

MOST MULTI-SACK GAMES [AT LEAST 1.5]

| Rk. | Player | Games |
|-----|---------------------------------|-----------|
| 1. | J.J. Watt* (Ari.) | 32 |
| 2. | Justin Houston (Bal.) | 28 |
| | Von Miller (Buf.) | 28 |
| 4. | Chandler Jones (LV) | 27 |
| 5. | Cameron Jordan (NO) | 26 |
| 6. | Jason Pierre-Paul (Bal.) | 25 |
| | Aaron Darnold (LAR) | 25 |
| 8. | Carlos Dunlap (KC) | 24 |
| 9. | Calais Campbell (Bal.) | 21 |
| | Robert Quinn (Phi.) | 21 |

* plays 12/12 (on MNF)

2014 PASS RUSH DOMINANCE

The 2014 campaign was a historic output for OLB Justin Houston. As a member of the Chiefs, Houston racked up a staggering 22 sacks in 16 starts, ranking as the third-highest single-season sack total in NFL history. Houston also set career highs in tackles (69) and forced fumbles (4) that season.



T.J. WATT
22.5



MICHAEL STRAHAN
22.5



JUSTIN HOUSTON
22.0



JARED ALLEN
22.0



MARK GASTINEAU
22.0



CHRIS DOLEMAN
21.0



REGGIE WHITE
21.0

"Here, with the pressure we bring, it's hard for the guard to help; it's hard for the running back to chip. They've got to match up with other guys, and if you leave me one-on-one, I'm going to win my battles."

— OLB Justin Houston on Baltimore's defensive scheme

4-SACK MINIMUM; 8-SACK STANDARD

OLB Justin Houston has tallied at least 4 sacks in each of his 12 seasons and at least 8 sacks eight times during his career.

AMONG ACTIVE NFL DEFENDERS

MOST 8-SACK SEASONS

| Rk. | Player (Team) | Seasons |
|-----|------------------------------|----------|
| 1. | Von Miller (Buf.) | 10 |
| 2. | Justin Houston (Bal.) | 8 |
| | Aaron Donald (LAR) | 8 |
| 4. | Carlos Dunlap (KC) | 7 |
| | Chandler Jones (LV) | 7 |
| | Cameron Jordan (NO) | 7 |
| | Yannick Ngakoue (Ind.) | 7 |


MOST 4-SACK SEASONS

| Rk. | Player (Team) | Seasons |
|-----|-------------------------------|-----------|
| 1. | Calais Campbell (Bal.) | 13 |
| | Carlos Dunlap (KC) | 13 |
| 3. | Justin Houston (Bal.) | 12 |
| 4. | Cameron Jordan (NO) | 11 |
| | Von Miller (Buf.) | 11 |
| | Ndamukong Suh (Phi.) | 11 |
| 7. | J. Hughes/C. Jones/R. Quinn | 10 |

HOUSTON NOTES TO KNOW

- Houston's additional accolades include: Art Rooney Sportsmanship Award Finalist (2020), Kansas City Chiefs Ed Block Courage Award (2016) and Deacon Jones Award (2014).
- Since entering the league in 2011, Houston has posted four safeties, tying for the most in NFL history (Doug English & Ted Hendricks - 4).
- Houston is one of 62 players in league history (since 1960) to reach the coveted century-sack mark. Since entering the league in 2011, his 111 sacks are the NFL's fourth most.

PLAYER NOTES – SMITH



ROQUAN SMITH
#18 | INSIDE LINEBACKER

2X SECOND-TEAM ALL-PRO

MOST INTs BY A LINEBACKER
(SINCE 2018)

| | |
|----------------------------|----------|
| Shaquille Leonard (Ind.) | 12 |
| Joe Schobert (Ten.) | 9 |
| Roquan Smith (Bal.) | 8 |
| Eric Kendricks (Min.) | 7 |
| Logan Wilson (Cin.) | 7 |

**NFL DEFENDERS W/ AT LEAST
400 SOLO TACKLES, 30 TFL, 15 SACKS & 5 INTs
IN A PLAYER'S FIRST 5 NFL SEASONS IN LEAGUE HISTORY**



2007-11

PATRICK WILLIS

**534 SOLO TKLS / 37 TFL
17 SACKS / 5 INTs**



2012-16

LAVONTE DAVID

**471 SOLO TKLS / 86 TFL
18 SACKS / 10 INTs**



2000-04

BRIAN URLACHER

**440 SOLO TKLS / 39 TFL
26.5 SACKS / 7 INTs**



2018-22

ROQUAN SMITH

**421 SOLO TKLS / 51 TFL
18.5 SACKS / 8 INTs**

2022 NFL TACKLE LEADERS

ILB Roquan Smith's 120 total tackles are the seventh most in 2022.

2022 NFL TACKLES LEADERS

| Rk. | Player (Team) | TT |
|-----|----------------------------|------------|
| 1. | Foye Oluokun (Jax.) | 142 |
| 2. | Jordyn Brooks (Sea.) | 141 |
| 3. | Rashaan Evans (Atl.) | 134 |
| 4. | Nick Bolton (KC) | 131 |
| 5. | Zaire Franklin (Ind.) | 130 |
| 6. | C.J. Mosley (NYJ) | 125 |
| 7. | Roquan Smith (Bal.) | 120 |
| 8. | T.J. Edwards (Phi.) | 115 |
| 9. | Bobby Wagner (LAR) | 111 |

TACKLE MACHINE

Since entering the league in 2018, ILB Roquan Smith's tackles rank Top 2 in the NFL.

MOST TOTAL TACKLES / SINCE 2018

| Rk. | Player (Team) | TT |
|-----|----------------------------|------------|
| 1. | Bobby Wagner (LAR) | 716 |
| 2. | Roquan Smith (Bal.) | 643 |
| 3. | Foye Oluokun (Jax.) | 596 |
| 4. | Fred Warner (SF) | 594 |
| 5. | Jordan Hicks (Min.) | 581 |
| 6. | Eric Kendricks (Min.) | 575 |

MOST SOLO TACKLES / SINCE 2018

| Rk. | Player (Team) | Solo |
|-----|----------------------------|------------|
| 1. | Roquan Smith (Bal.) | 421 |
| 2. | Bobby Wagner (LAR) | 403 |
| 3. | Budda Baker (Ari.)* | 395 |
| 4. | Fred Warner (SF) | 386 |
| 5. | Jordan Hicks (Min.) | 383 |
| 6. | Lavonte David (TB) | 380 |

*plays 12/12 on MNF

IN LEGENDARY COMPANY

Roquan Smith is the first player since Hall of Famer Ray Lewis (1996-99) with at least 100 tackles, 2 sacks & 1 INT in each of the first four years of a career (2018-21).



RAY LEWIS

1996 142 tkls, 2.5 sks, 1 INT
1997 210 tkls, 4.0 sks, 1 INT
1998 154 tkls, 3.0 sks, 2 INT
1999 198 tkls, 3.5 sks, 3 INT



ROQUAN SMITH

2018 121 tkls, 5.0 sks, 1 INT
2019 100 tkls, 2.0 sks, 1 INT
2020 139 tkls, 4.0 sks, 2 INT
2021 163 tkls, 3.0 sks, 1 INT

Since 2018, ILB Roquan Smith, LB Shaquille Leonard & OLB T.J. Watt are the only NFL defenders to produce at least 15 sacks & 5 INTs.



ROQUAN SMITH



SHAQUILLE LEONARD




T.J. WATT

SMITH IN 2022

X ILB Roquan Smith and CB Marlon Humphrey are the only NFL defenders this season to produce at least three sacks (4.5 & 3, respectively) and three INTs (both, 3).

PLAYER NOTES - BOWSER & QUEEN



TYUS BOWSER
#54 | OUTSIDE LINEBACKER

"I work my tail off each and every day to work to be in this position, and that's to be a leader on this field, leader to the guys in the locker room and just trying to be a good influence overall – not only for the organization, but just for my family, for other people, for the City of Baltimore, for the City of Tyler [Texas]."

– OLB Tyus Bowser

PLAYERS W/ AT LEAST 18 SACKS & 4 INTs / SINCE 2017



BALTIMORE

TYUS BOWSER
19.5 SACKS / 4 INTs



BALTIMORE

ROQUAN SMITH
18.5 SACKS / 8 INTs



PITTSBURGH

T.J. WATT
74.5 SACKS / 6 INTs



GREEN BAY

PRESTON SMITH
42.5 SACKS / 4 INTs



SEATTLE

JAMAL ADAMS
21.5 SACKS / 4 INTs

BOWSER PICKS IT OFF

OLB Tyus Bowser's 4 career INTs currently rank sixth all time in franchise history at the linebacker position.

MOST INTERCEPTIONS BY A RAVENS LINEBACKER

| Rk. | Player (Years) | INTs |
|-----|----------------------------|------|
| 1. | Ray Lewis (1996-2012) | 31 |
| 2. | C.J. Mosley (2014-18) | 9 |
| 3. | Terrell Suggs (2003-18) | 7 |
| 4. | Adalius Thomas (2000-06) | 6 |
| 5. | Daryl Smith (2013-15) | 5 |
| 6. | Tyus Bowser (2017-present) | 4 |

BOWSER'S 2021 CAREER YEAR

• In 2021, Bowser set single-season career highs in tackles (56), TFL (8), sacks (7), QBHs (15) & FFs (2). He tore his Achilles tendon in the final game of the 2021 campaign, but returned to action on 11/7/22 vs. NO for his first game of 2022.

PLAYERS W/ AT LEAST 250 TACKLES & 25 TFL SINCE 2020



ROQUAN SMITH
422 TKLS
38 TFL



DEVIN WHITE
347 TKLS
31 TFL



DEMARIO DAVIS
304 TKLS
32 TFL



PATRICK QUEEN
294 TKLS
27 TFL

Dating back to 2001, ILB Patrick Queen and his former LSU teammate, LB Devin White, are the only defenders to produce at least 200 tackles, 5 sacks, 3 FFs and 3 FRs in a player's first two seasons of an NFL career.



BALTIMORE

PATRICK QUEEN



TAMPA BAY

DEVIN WHITE

THE KING OF QUEENS

Ravens third-year ILB Patrick Queen was the fifth linebacker selected in the 2020 NFL Draft. Below are the LBs who were selected before him and their stats through three NFL seasons.

NFL STATISTICS THROUGH WEEK 13 OF 2022

| Player (Pick / Team) | GP/GS | TT | TFL | Sacks | INTs | PD | FFs | FRs |
|------------------------------|-------|-----|-----|-------|------|----|-----|-----|
| Isaiah Simmons (8th/Ari.)* | 45-32 | 208 | 11 | 6.5 | 3 | 14 | 7 | 2 |
| K'Lavon Chaisson (20th/Jax.) | 36-11 | 53 | 6 | 2.0 | 0 | 1 | 0 | 0 |
| Kenneth Murray (23rd/LAC) | 40-34 | 196 | 12 | 1.0 | 1 | 5 | 1 | 0 |
| Jordyn Brooks (27th/Sea.) | 44-36 | 381 | 14 | 2.0 | 0 | 11 | 1 | 2 |
| Patrick Queen (28th/Bal.) | 46-46 | 294 | 27 | 9.0 | 3 | 8 | 4 | 3 |

*plays 12/12 on MNF



PATRICK QUEEN
#6 | INSIDE LINEBACKER

105 TACKLES
[2020 TEAM LEADER]

98 TACKLES
[2021 TEAM LEADER]

91 TACKLES
[2022 TEAM LEADER]

PLAYER NOTES - TUCKER



JUSTIN TUCKER
#9 | KICKER

- 12X** PLAYER OF THE WEEK (FRANCHISE RECORD)
- 7X** AFC SPECIAL TEAMS PLAYER OF THE MONTH
- 5X** PRO BOWLER
- 5X** FIRST-TEAM ALL-PRO
- 2X** SECOND-TEAM ALL-PRO

TUCKER RANKS NO. 1 ALL TIME

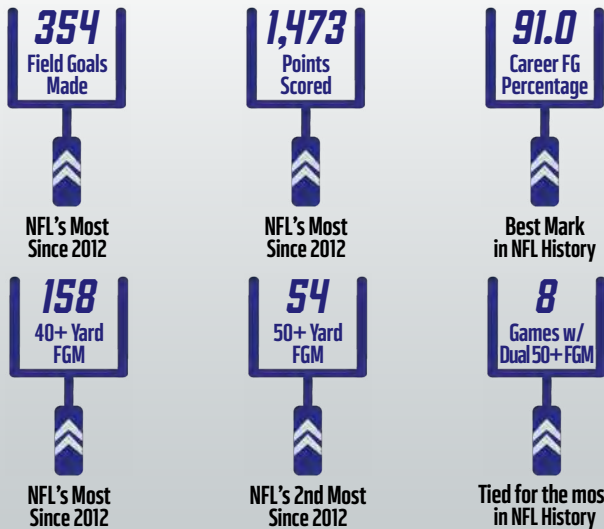
K Justin Tucker, the most accurate kicker ever, owns a 91.0 success mark.

BEST CAREER FIELD GOAL PERCENTAGE (NFL HISTORY / MIN. 100 ATTEMPTS)

| Rk. | Player (Team) | FGM - FGA | Pct. |
|-----|----------------------|-----------|------|
| 1. | Justin Tucker (Bal.) | 354-389 | 91.0 |
| 2. | Harrison Butker (KC) | 161-181 | 89.0 |
| 3. | Younghoe Koo (Atl.) | 113-128 | 88.3 |
| 4. | Daniel Carlson (LV) | 137-156 | 87.8 |
| 5. | Josh Lambo (Ten.) | 128-147 | 87.1 |

TUCKER HITS THE MARK

Since entering the league in 2012, K Justin Tucker ranks at or near the top of several NFL kicking categories:



1,473 points scored in Tucker's career, marking the most in Ravens history and the NFL's most by a player in the first 11 years of a career.

TUCKER'S CHART TALK

MOST FIELD GOALS MADE / SINCE 2012 / ACTIVE KICKERS

* plays 12/12 (on MNF)

| Rk. | Player (Team) | FGM |
|-----|----------------------|-----|
| 1. | Justin Tucker (Bal.) | 354 |
| 2. | Greg Zuerlein (NYJ) | 288 |
| 3. | Matt Prater* (Ari.) | 270 |
| 4. | Mason Crosby (GB) | 254 |
| 5. | Robbie Gould (SF) | 253 |

MOST POINTS SCORED / SINCE 2012 / ACTIVE KICKERS

| Rk. | Player (Team) | Points |
|-----|----------------------|--------|
| 1. | Justin Tucker (Bal.) | 1,473 |
| 2. | Matt Prater* (Ari.) | 1,231 |
| 3. | Greg Zuerlein (NYJ) | 1,229 |
| 4. | Mason Crosby (GB) | 1,228 |
| 5. | Robbie Gould (SF) | 1,118 |

FGM FROM 50-PLUS YARDS / NFL HISTORY

| Rk. | Player (GP) | 50+ FGM |
|-----|----------------------------|---------|
| 1. | Matt Prater* (228) | 66 |
| 2. | Sebastian Janikowski (284) | 58 |
| 3. | Justin Tucker (174) | 54 |
| 4. | Jason Hanson (327) | 52 |

CRUNCHTIME NOTES

✗ Tucker connected on 65 consecutive fourth quarter/OT FGAs without a miss from 9/11/16-11/20/22 and 82 consecutive second half/OT FGAs without a miss from 11/19/17-11/27/22, marking the longest such streaks in NFL history. A potential game-winning, career-long 67-yard FGA at Jax. (11/27/22) snapped his record-long streaks.

✗ Tucker is 26-of-28 (92.9%) in the final two minutes of regulation, 17-of-18 on tries in the final minute of regulation and a perfect 5-of-5 on OT attempts throughout his career.

✗ Tucker owns seven career regular season game-winning FGs with no time remaining in regulation, marking the most by a kicker in NFL history. Of those seven, four occurred while his team was trailing, also marking the most in NFL history.

19 GAME-WINNING FIELD GOALS (REG. + POST.)

- 2022: Week 5 vs. Cin., 43 yds
- 2021: Week 9 vs. Min., 36 yds OT
- 2021: Week 3 at Det., 66 yds*
- 2020: Week 14 at Cle., 55 yds
- 2019: Week 13 vs. SF, 49 yds
- 2019: Week 5 at Pit., 46 yds OT
- 2018: Week 11 vs. Cin., 24 yds
- 2016: Week 3 at Jax., 53 yds
- 2016: Week 2 at Cle., 49 yds
- 2015: Week 11 vs. STL, 47 yds
- 2015: Week 8 vs. SD, 39 yds
- 2015: Week 4 at Pit., 52 yds OT
- 2014: Week 3 at Cle., 32 yds
- 2013: Week 15 at Det., 61 yds
- 2013: Week 10 vs. Cin., 46 yds OT
- 2013: Week 5 at Mia., 44 yds
- 2012: Div. at Den., 47 yds 2OT
- 2012: Week 12 at SD, 38 yds OT
- 2012: Week 3 vs. NE, 27 yds

*NFL Record

PLAYER NOTES - TUCKER

LONGEST FIELD GOALS MADE / NFL HISTORY

| Player (Date) | Distance | Player (Date) | Distance |
|--------------------------------|-----------|-------------------------|----------|
| Justin Tucker (9/26/21) | 66 | Jason Elam (10/25/98) | 63 |
| Matt Prater (12/8/13) | 64 | Graham Gano (10/7/18) | 63 |
| David Akers (9/9/12) | 63 | S. Janikowski (9/12/11) | 63 |
| Tom Dempsey (11/8/70) | 63 | Brett Maher (10/20/19) | 63 |

TUCKER TIDBITS

- ✗ Tucker's 95.1 career FG% in the second half/OT (174-of-183) ranks as the NFL's best such mark of all time.
- ✗ Since PATs were moved back to the 15-yard line in 2015, Tucker (301-of-306) has produced the NFL's best PAT percentage (98.4, min. 100 attempts).
- ✗ In 2022, Tucker recorded his 11th-consecutive season with at least 25 FGM, marking the longest such streak in NFL history.
- ✗ Tucker is a seven-time AFC Special Teams Player of the Month. He has also earned a team-record 12 AFC ST Player of the Week honors.
- ✗ Tucker owns the most multi-FG games (110) through a player's first 11 seasons of a career in NFL history.
- ✗ Tucker's 6 FGs on 12/16/13 at Det. set a team record and a single-game NFL high in 2013. He became the first kicker ever to connect from the 20-, 30-, 40-, 50- & 60-yard range in a game.
- ✗ Tucker produced 137 points in 2021, becoming the first kicker in NFL history to score at least 130 points in six consecutive seasons.
- ✗ Tucker has produced an NFL-record seven seasons with 30+ FGM (2012, 2013, 2015, 2016, 2017, 2018 & 2021).
- ✗ An NFL single-season record 24 of Tucker's 38 FGM in 2016 came from 40 yards or beyond, while his 10 FGM of 50-plus yards in 2016 tie (Blair Walsh, 2012 & Brandon McManus, 2020) for the most in NFL history. (Tucker was a perfect 10-for-10 from 50 yards and out in 2016.)

PLAYER OF THE MONTH AWARDS

PLAYER OF THE MONTH AWARDS / SINCE AWARD INCEPTION

| Rk. | Player | No. |
|-----|----------------------|----------|
| 1. | Tom Brady | 11 |
| 2. | Peyton Manning | 8 |
| | Aaron Rodgers | 8 |
| 4. | Justin Tucker | 7 |
| 5. | Brett Favre | 6 |
| | Barry Sanders | 6 |
| | Bruce Smith | 6 |
| | J.J. Watt | 6 |
| | Steve Young | 6 |

JUSTIN TUCKER NEEDS...

- ✗ 1 FGM to surpass K Matt Stover (354) for the most in Ravens franchise history.
- ✗ 2 FGM to record his eighth-career 30-FGM season. His seven seasons reaching 30 FGM already mark an NFL record.

RAVENS KICKING CHARTS

| MOST POINTS SCORED | | MOST FIELD GOALS MADE | | | |
|--------------------|--------------------------------|-----------------------|-----|--------------------------------|------------|
| Rk. | Name (Seasons) | Points | Rk. | Name (Seasons) | FGM |
| 1. | Justin Tucker (2012-22) | 1,473 | 1. | Justin Tucker (2012-22) | 354 |
| 2. | Matt Stover (1996-2008) | 1,464 | | Matt Stover (1996-2008) | 354 |
| 3. | Billy Cundiff (2009-11) | 294 | 3. | Billy Cundiff (2009-11) | 66 |
| 4. | Jamal Lewis (2000-06) | 284 | 4. | Stephen Hauschka (2008-09) | 10 |
| 5. | Ray Rice (2008-13) | 260 | 5. | Shayne Graham (2011) | 2 |

- ✗ Tucker owns the most PATs made (411) in Ravens franchise history, surpassing K Matt Stover (402) in 2022.

TUCKER'S SPLITS

| | | | |
|---|---------|---------|-------|
| Tucker, the most accurate kicker in NFL history, owns a 91.0% success mark (354-of-389). | 20-29 | 92-92 | 100% |
| | 30-39 | 104-107 | 97.2% |
| | 40-49 | 104-115 | 90.4% |
| | 50+ | 54-75 | 72.0% |
| | 2012 | 30-33 | 90.9% |
| | 2013 | 38-41 | 92.7% |
| | 2014 | 29-34 | 85.3% |
| | 2015 | 33-40 | 82.5% |
| | 2016 | 38-39 | 97.4% |
| | 2017 | 34-37 | 91.9% |
| | 2018 | 35-39 | 89.7% |
| | 2019 | 28-29 | 96.6% |
| 2020 | 26-29 | 89.7% | |
| 2021 | 35-37 | 94.6% | |
| 2022 | 28-31 | 90.3% | |
| Home | 173-194 | 89.2% | |
| Away | 181-195 | 92.8% | |
| vs. AFC | 257-283 | 90.8% | |
| vs. NFC | 97-106 | 91.5% | |
| AFC North | 133-145 | 91.7% | |
| 1st Qtr. | 62-71 | 87.3% | |
| 2nd Qtr. | 119-136 | 87.5% | |
| 3rd Qtr. | 57-59 | 96.6% | |
| 4th Qtr. | 111-118 | 94.1% | |
| Overtime | 5-5 | 100% | |

FAST & FURIOUS

Since entering the league in 2012, K Justin Tucker has reached several marks faster than any other player in NFL history:



ALPHABETICAL ROSTER

| NO. | NAME | POS | HT | WT | AGE | EXP | COLLEGE | HOMETOWN | HOW ACQ |
|-----|-----------------------|-----|------|-----|-----|-----|---------------------|------------------------|---------------|
| 89 | Andrews, Mark | TE | 6-5 | 247 | 27 | 5 | Oklahoma | Scottsdale, AZ | D3b '18 |
| 54 | Bowser, Tyus | OLB | 6-3 | 242 | 27 | 6 | Houston | Tyler, TX | D2 '17 |
| 86 | Boyle, Nick | TE | 6-4 | 261 | 29 | 8 | Delaware | Sussex, NJ | D5a '15 |
| 56 | Bynes, Josh | ILB | 6-1 | 235 | 33 | 11 | Auburn | Lauderdale Lakes, FL | FA '21 |
| 93 | Campbell, Calais | DE | 6-8 | 307 | 36 | 15 | Miami (FL) | Denver, CO | TR (Jax.) '20 |
| 36 | Clark, Chuck | S | 6-0 | 209 | 27 | 6 | Virginia Tech | Suffolk, VA | D6 '17 |
| 66 | Cleveland, Ben | G | 6-6 | 370 | 24 | 2 | Georgia | Toccoa, GA | D3a '21 |
| 63 | Colon, Trystan | C/G | 6-3 | 320 | 24 | 3 | Missouri | Webb City, MO | FA '20 |
| 27 | Dobbins, J.K. | RB | 5-10 | 212 | 23 | 3 | Ohio State | La Grange, TX | D2 '20 |
| 17 | Drake, Kenyan | RB | 6-1 | 210 | 28 | 7 | Alabama | Marietta, GA | FA '22 |
| 13 | Duvernay, Devin | WR | 5-11 | 202 | 25 | 3 | Texas | Sachse, TX | D3b '20 |
| 35 | Edwards, Gus | RB | 6-1 | 238 | 27 | 5 | Rutgers | Liberia | FA '18 |
| 77 | Faalele, Daniel | T | 6-8 | 380 | 23 | R | Minnesota | Melbourne, Australia | D4a '22 |
| 14 | Hamilton, Kyle | S | 6-4 | 221 | 21 | R | Notre Dame | Atlanta, GA | D1a '22 |
| 40 | Harrison, Malik | LB | 6-3 | 259 | 24 | 3 | Ohio State | Columbus, OH | D3c '20 |
| 43 | Hill, Justice | RB | 5-10 | 200 | 25 | 4 | Oklahoma State | Tulsa, OK | D4a '19 |
| 50 | Houston, Justin | OLB | 6-3 | 270 | 33 | 12 | Georgia | Statesboro, GA | FA '21 |
| 44 | Humphrey, Marlon | CB | 6-0 | 205 | 26 | 6 | Alabama | Hoover, AL | D1 '17 |
| 2 | Huntley, Tyler | QB | 6-1 | 204 | 24 | 3 | Utah | Hallandale Beach, FL | FA '20 |
| 15 | Jackson, DeSean | WR | 5-10 | 175 | 36 | 15 | California | Long Beach, CA | FA '22 |
| 8 | Jackson, Lamar | QB | 6-2 | 230 | 25 | 5 | Louisville | Pompano Beach, FL | D1b '18 |
| 98 | Jones, Travis | DT | 6-4 | 334 | 23 | R | Connecticut | New Haven, CT | D3 '22 |
| 88 | Kolar, Charlie | TE | 6-6 | 250 | 23 | R | Iowa State | Norman, OK | D4c '22 |
| 80 | Likely, Isaiah | TE | 6-4 | 241 | 22 | R | Coastal Carolina | Cambridge, MA | D4e '22 |
| 64 | Linderbaum, Tyler | C | 6-2 | 305 | 22 | R | Iowa | Solon, IA | D1b '22 |
| 92 | Madubuike, Justin | DT | 6-3 | 293 | 25 | 3 | Texas A&M | McKinney, TX | D3a '20 |
| 65 | Mekari, Patrick | OL | 6-4 | 305 | 25 | 4 | Cal-Berkeley | Westlake Village, CA | FA '19 |
| 46 | Moore, Nick | LS | 6-2 | 253 | 30 | 3 | Georgia | Snellville, GA | FA '20 |
| 78 | Moses, Morgan | T | 6-6 | 320 | 31 | 9 | Virginia | North Chesterfield, VA | UFA (NYJ) '22 |
| 90 | Ojabo, David | OLB | 6-4 | 255 | 22 | R | Michigan | Aberdeen, Scotland | D2 '22 |
| 84 | Oliver, Josh | TE | 6-5 | 259 | 25 | 4 | San Jose State | Paso Robles, CA | TR (Jax.) '21 |
| 99 | Oweh, Odafe | OLB | 6-5 | 257 | 23 | 2 | Penn State | Hackensack, NJ | D1b '21 |
| 24 | Peters, Marcus | CB | 6-0 | 197 | 29 | 8 | Washington | Oakland, CA | TR (LAR) '19 |
| 53 | Phillips, Del'Shawn | LB | 6-2 | 230 | 26 | 3 | Illinois | Highland Park, MI | FA '22 |
| 4 | Pierre-Paul, Jason | OLB | 6-5 | 275 | 33 | 13 | South Florida | Deerfield Beach, FL | FA '22 |
| 72 | Powers, Ben | G | 6-4 | 338 | 26 | 4 | Oklahoma | Wichita, KS | D4b '19 |
| 3 | Proche II, James | WR | 5-11 | 191 | 26 | 3 | Southern Methodist | Dallas, TX | D6 '20 |
| 6 | Queen, Patrick | ILB | 6-0 | 237 | 23 | 3 | Louisiana State | Ventress, LA | D1 '20 |
| 42 | Ricard, Patrick | FB | 6-3 | 305 | 28 | 6 | Maine | Spencer, MA | FA '17 |
| 10 | Robinson, Demarcus | WR | 6-1 | 203 | 28 | 7 | Florida | Fort Valley, GA | FA '22 |
| 25 | Seymour, Kevon | CB | 6-0 | 188 | 29 | 6 | Southern California | Pasadena, CA | FA '21 |
| 18 | Smith, Roquan | ILB | 6-1 | 232 | 25 | 5 | Georgia | Montezuma, GA | TR (Chi.) '22 |
| 79 | Stanley, Ronnie | T | 6-6 | 315 | 28 | 7 | Notre Dame | Las Vegas, NV | D1 '16 |
| 21 | Stephens, Brandon | DB | 6-1 | 215 | 24 | 2 | Southern Methodist | Plano, TX | D3b '21 |
| 26 | Stone, Geno | S | 5-11 | 209 | 23 | 3 | Iowa | New Castle, PA | D7 '20 |
| 11 | Stout, Jordan | P | 6-3 | 214 | 24 | R | Penn State | Abingdon, VA | D4d '22 |
| 9 | Tucker, Justin | K | 6-1 | 184 | 33 | 11 | Texas | Austin, TX | FA '12 |
| 97 | Urban, Brent | DE | 6-7 | 309 | 31 | 8 | Virginia | Mississauga, ON, CAN | FA '22 |
| 96 | Washington, Broderick | DT | 6-2 | 314 | 26 | 3 | Texas Tech | Longview, TX | D5 '20 |
| 57 | Welch, Kristian | LB | 6-3 | 242 | 24 | 3 | Iowa | Iola, WI | FA '20 |
| 22 | Williams, Damarion | CB | 5-10 | 180 | 24 | R | Houston | Miami, FL | D4f '22 |
| 32 | Williams, Marcus | S | 6-1 | 207 | 26 | 6 | Utah | Eastvale, CA | UFA (NO) '22 |
| 70 | Zeitler, Kevin | G | 6-4 | 339 | 32 | 11 | Wisconsin | Waukesha, WI | FA '21 |

Practice Squad (16)

| | | | | | | | | | |
|----|-----------------------|-------|-----|-----|----|---|--------------------|-------------------|--------|
| 30 | Badie, Tyler | RB | 5-8 | 200 | 22 | R | Missouri | New Orleans, LA | D6 '22 |
| 85 | Bridges, Shemar | WR | 6-4 | 208 | 24 | R | Fort Valley State | Jacksonville, FL | FA '22 |
| 12 | Brown, Anthony | QB | 6-1 | 228 | 24 | R | Oregon | Cliffwood, NJ | FA '22 |
| 5 | Hundley, Brett | QB | 6-3 | 229 | 29 | 6 | UCLA | Chandler, AZ | FA '22 |
| 83 | Isabella, Andy | WR | 5-9 | 188 | 26 | 4 | Massachusetts | Mayfield, OH | FA '22 |
| 68 | Johnson, Zack | G | 6-6 | 301 | 25 | 1 | North Dakota State | Blaine, MN | FA '22 |
| 33 | Keyes, BoPete | CB | 6-1 | 202 | 25 | 3 | Tulane | Laurel, MS | FA '22 |
| 94 | Mack, Isaiah | NT | 6-1 | 311 | 26 | 3 | Chattanooga | Tunnel Hill, GA | FA '21 |
| 38 | Mason, Ben | FB/TE | 6-3 | 258 | 23 | 1 | Michigan | Newtown, CT | FA '22 |
| 69 | McKenzie, Kahlil | G | 6-3 | 345 | 25 | 3 | Tennessee | Green Bay, WI | FA '21 |
| 48 | Moon, Jeremiah | OLB | 6-5 | 247 | 24 | R | Florida | Hoover, AL | FA '22 |
| 91 | Nichols, Rayshad | DT | 6-2 | 305 | 23 | R | Stephen F. Austin | Bridge City, LA | FA '22 |
| 74 | Sharpe, David | T | 6-6 | 346 | 27 | 5 | Florida | Jacksonville, FL | FA '21 |
| 49 | Stanford, Julian | OLB | 6-1 | 230 | 32 | 9 | Wagner | Bloomfield, CT | FA '22 |
| 81 | Victor, Binjimen | WR | 6-4 | 191 | 25 | 1 | Ohio State | Pompano Beach, FL | FA '21 |
| 29 | Washington, Ar'Darius | S | 5-8 | 176 | 23 | 2 | Texas Christian | Shreveport, LA | FA '21 |

Injured Reserve (11)

| | | | | | | | | | |
|----|---------------------|-----|------|-----|----|---|----------------|------------------|---------|
| 5 | Armour-Davis, Jalyn | CB | 6-1 | 195 | 23 | R | Alabama | Mobile, AL | D4b '22 |
| 7 | Bateman, Rashod | WR | 6-1 | 197 | 23 | 2 | Minnesota | Tifton, GA | D1a '21 |
| 47 | Biegel, Vince | LB | 6-3 | 246 | 29 | 6 | Wisconsin | Marshfield, WI | FA '22 |
| 23 | Fuller, Kyle | CB | 5-11 | 200 | 30 | 9 | Virginia Tech | Baltimore, MD | FA '22 |
| 59 | Hayes, Daelin | OLB | 6-4 | 257 | 24 | 2 | Notre Dame | Belleville, MI | D5b '21 |
| 71 | James, Ja'Wuan | T | 6-6 | 323 | 30 | 8 | Tennessee | Atlanta, GA | FA '21 |
| 60 | Means, Steven | OLB | 6-3 | 269 | 32 | 8 | Buffalo | Buffalo, NY | FA '22 |
| 58 | Pierce, Michael | NT | 6-0 | 355 | 30 | 6 | Samford | Daphne, AL | FA '22 |
| 51 | Ross, Josh | ILB | 6-0 | 229 | 23 | R | Michigan | Southfield, MI | FA '22 |
| 16 | Wallace, Tylan | WR | 5-11 | 198 | 23 | 2 | Oklahoma State | Fort Worth, TX | D4 '21 |
| 41 | Worley, Daryl | CB | 6-1 | 205 | 27 | 6 | West Virginia | Philadelphia, PA | FA '22 |



NUMERICAL ROSTER

| NO. | NAME | POS | HT | WT | AGE | EXP | COLLEGE | HOMETOWN | HOW ACQ |
|-----|----------------------|-----|------|-----|-----|-----|---------------------|------------------------|---------------|
| 2 | Tyler Huntley | QB | 6-1 | 204 | 24 | 3 | Utah | Hallandale Beach, FL | FA '20 |
| 3 | James Proche II | WR | 5-11 | 191 | 26 | 3 | Southern Methodist | Dallas, TX | D6 '20 |
| 4 | Jason Pierre-Paul | OLB | 6-5 | 275 | 33 | 13 | South Florida | Deerfield Beach, FL | FA '22 |
| 6 | Patrick Queen | ILB | 6-0 | 237 | 23 | 3 | Louisiana State | Ventress, LA | D1 '20 |
| 8 | Lamar Jackson | QB | 6-2 | 230 | 25 | 5 | Louisville | Pompano Beach, FL | D1b '18 |
| 9 | Justin Tucker | K | 6-1 | 184 | 33 | 11 | Texas | Austin, TX | FA '12 |
| 10 | Demarcus Robinson | WR | 6-1 | 203 | 28 | 7 | Florida | Fort Valley, GA | FA '22 |
| 11 | Jordan Stout | P | 6-3 | 214 | 24 | R | Penn State | Abingdon, VA | D4d '22 |
| 13 | Devin Duvernay | WR | 5-11 | 202 | 25 | 3 | Texas | Sachse, TX | D3b '20 |
| 14 | Kyle Hamilton | S | 6-4 | 221 | 21 | R | Notre Dame | Atlanta, GA | D1a '22 |
| 15 | DeSean Jackson | WR | 5-10 | 175 | 36 | 15 | California | Long Beach, CA | FA '22 |
| 17 | Kenyan Drake | RB | 6-1 | 210 | 28 | 7 | Alabama | Marietta, GA | FA '22 |
| 18 | Roquan Smith | ILB | 6-1 | 232 | 25 | 5 | Georgia | Montezuma, GA | TR (Chi.) '22 |
| 21 | Brandon Stephens | DB | 6-1 | 215 | 24 | 2 | Southern Methodist | Plano, TX | D3b '21 |
| 22 | Damarion Williams | CB | 5-10 | 180 | 24 | R | Houston | Miami, FL | D4f '22 |
| 24 | Marcus Peters | CB | 6-0 | 197 | 29 | 8 | Washington | Oakland, CA | TR (LAR) '19 |
| 25 | Kevon Seymour | CB | 6-0 | 188 | 29 | 6 | Southern California | Pasadena, CA | FA '21 |
| 26 | Geno Stone | S | 5-11 | 209 | 23 | 3 | Iowa | New Castle, PA | D7 '20 |
| 27 | J.K. Dobbins | RB | 5-10 | 212 | 23 | 3 | Ohio State | La Grange, TX | D2 '20 |
| 32 | Marcus Williams | S | 6-1 | 207 | 26 | 6 | Utah | Eastvale, CA | UFA (NO) '22 |
| 35 | Gus Edwards | RB | 6-1 | 238 | 27 | 5 | Rutgers | Liberia | FA '18 |
| 36 | Chuck Clark | S | 6-0 | 209 | 27 | 6 | Virginia Tech | Suffolk, VA | D6 '17 |
| 40 | Malik Harrison | LB | 6-3 | 259 | 24 | 3 | Ohio State | Columbus, OH | D3c '20 |
| 42 | Patrick Ricard | FB | 6-3 | 305 | 28 | 6 | Maine | Spencer, MA | FA '17 |
| 43 | Justice Hill | RB | 5-10 | 200 | 25 | 4 | Oklahoma State | Tulsa, OK | D4a '19 |
| 44 | Marlon Humphrey | CB | 6-0 | 205 | 26 | 6 | Alabama | Hoover, AL | D1 '17 |
| 46 | Nick Moore | LS | 6-2 | 253 | 30 | 3 | Georgia | Snellville, GA | FA '20 |
| 50 | Justin Houston | OLB | 6-3 | 270 | 33 | 12 | Georgia | Statesboro, GA | FA '21 |
| 53 | Del'Shawn Phillips | LB | 6-2 | 230 | 26 | 3 | Illinois | Highland Park, MI | FA '22 |
| 54 | Tyus Bowser | OLB | 6-3 | 242 | 27 | 6 | Houston | Tyler, TX | D2 '17 |
| 56 | Josh Bynes | ILB | 6-1 | 235 | 33 | 11 | Auburn | Lauderdale Lakes, FL | FA '21 |
| 57 | Kristian Welch | LB | 6-3 | 242 | 24 | 3 | Iowa | Iola, WI | FA '20 |
| 63 | Trystan Colon | C/G | 6-3 | 320 | 24 | 3 | Missouri | Webb City, MO | FA '20 |
| 64 | Tyler Linderbaum | C | 6-2 | 305 | 22 | R | Iowa | Solon, IA | D1b '22 |
| 65 | Patrick Mekari | OL | 6-4 | 305 | 25 | 4 | Cal-Berkeley | Westlake Village, CA | FA '19 |
| 66 | Ben Cleveland | G | 6-6 | 370 | 24 | 2 | Georgia | Toccoa, GA | D3a '21 |
| 70 | Kevin Zeitler | G | 6-4 | 339 | 32 | 11 | Wisconsin | Waukesha, WI | FA '21 |
| 72 | Ben Powers | G | 6-4 | 338 | 26 | 4 | Oklahoma | Wichita, KS | D4b '19 |
| 77 | Daniel Faalele | T | 6-8 | 380 | 23 | R | Minnesota | Melbourne, Australia | D4a '22 |
| 78 | Morgan Moses | T | 6-6 | 320 | 31 | 9 | Virginia | North Chesterfield, VA | UFA (NYJ) '22 |
| 79 | Ronnie Stanley | T | 6-6 | 315 | 28 | 7 | Notre Dame | Las Vegas, NV | D1 '16 |
| 80 | Isaiah Likely | TE | 6-4 | 241 | 22 | R | Coastal Carolina | Cambridge, MA | D4e '22 |
| 84 | Josh Oliver | TE | 6-5 | 259 | 25 | 4 | San Jose State | Paso Robles, CA | TR (Jax.) '21 |
| 86 | Nick Boyle | TE | 6-4 | 261 | 29 | 8 | Delaware | Sussex, NJ | D5a '15 |
| 88 | Charlie Kolar | TE | 6-6 | 250 | 23 | R | Iowa State | Norman, OK | D4c '22 |
| 89 | Mark Andrews | TE | 6-5 | 247 | 27 | 5 | Oklahoma | Scottsdale, AZ | D3b '18 |
| 90 | David Ojabo | OLB | 6-4 | 255 | 22 | R | Michigan | Aberdeen, Scotland | D2 '22 |
| 92 | Justin Madubuike | DT | 6-3 | 293 | 25 | 3 | Texas A&M | McKinney, TX | D3a '20 |
| 93 | Calais Campbell | DE | 6-8 | 307 | 36 | 15 | Miami (FL) | Denver, CO | TR (Jax.) '20 |
| 96 | Broderick Washington | DT | 6-2 | 314 | 26 | 3 | Texas Tech | Longview, TX | D5 '20 |
| 97 | Brent Urban | DE | 6-7 | 309 | 31 | 8 | Virginia | Mississauga, ON, CAN | FA '22 |
| 98 | Travis Jones | DT | 6-4 | 334 | 23 | R | Connecticut | New Haven, CT | D3 '22 |
| 99 | Odafe Oweh | OLB | 6-5 | 257 | 23 | 2 | Penn State | Hackensack, NJ | D1b '21 |

Practice Squad (16)

| | | | | | | | | | |
|----|----------------------|-------|-----|-----|----|---|--------------------|-------------------|--------|
| 5 | Brett Hundley | QB | 6-3 | 229 | 29 | 6 | UCLA | Chandler, AZ | FA '22 |
| 12 | Anthony Brown | QB | 6-1 | 228 | 24 | R | Oregon | Cliffwood, NJ | FA '22 |
| 29 | Ar'Darius Washington | S | 5-8 | 176 | 23 | 2 | Texas Christian | Shreveport, LA | FA '21 |
| 30 | Tyler Badie | RB | 5-8 | 200 | 22 | R | Missouri | New Orleans, LA | D6 '22 |
| 33 | BoPete Keyes | CB | 6-1 | 202 | 25 | 3 | Tulane | Laurel, MS | FA '22 |
| 38 | Ben Mason | FB/TE | 6-3 | 258 | 23 | 1 | Michigan | Newtown, CT | FA '22 |
| 48 | Jeremiah Moon | OLB | 6-5 | 247 | 24 | R | Florida | Hoover, AL | FA '22 |
| 49 | Julian Stanford | OLB | 6-1 | 230 | 32 | 9 | Wagner | Bloomfield, CT | FA '22 |
| 68 | Zack Johnson | G | 6-6 | 301 | 25 | 1 | North Dakota State | Blaine, MN | FA '22 |
| 69 | Kahlil McKenzie | G | 6-3 | 345 | 25 | 3 | Tennessee | Green Bay, WI | FA '21 |
| 74 | David Sharpe | T | 6-6 | 346 | 27 | 5 | Florida | Jacksonville, FL | FA '21 |
| 81 | Binjimen Victor | WR | 6-4 | 191 | 25 | 1 | Ohio State | Pompano Beach, FL | FA '21 |
| 83 | Andy Isabella | WR | 5-9 | 188 | 26 | 4 | Massachusetts | Mayfield, OH | FA '22 |
| 85 | Shemar Bridges | WR | 6-4 | 208 | 24 | R | Fort Valley State | Jacksonville, FL | FA '22 |
| 91 | Rayshad Nichols | DT | 6-2 | 305 | 23 | R | Stephen F. Austin | Bridge City, LA | FA '22 |
| 94 | Isaiah Mack | NT | 6-1 | 311 | 26 | 3 | Chattanooga | Tunnel Hill, GA | FA '21 |

Injured Reserve (11)

| | | | | | | | | | |
|----|--------------------|-----|------|-----|----|---|----------------|------------------|---------|
| 5 | Jalyn Armour-Davis | CB | 6-1 | 195 | 23 | R | Alabama | Mobile, AL | D4b '22 |
| 7 | Rashod Bateman | WR | 6-1 | 197 | 23 | 2 | Minnesota | Tifton, GA | D1a '21 |
| 16 | Tylan Wallace | WR | 5-11 | 198 | 23 | 2 | Oklahoma State | Fort Worth, TX | D4 '21 |
| 23 | Kyle Fuller | CB | 5-11 | 200 | 30 | 9 | Virginia Tech | Baltimore, MD | FA '22 |
| 41 | Daryl Worley | CB | 6-1 | 205 | 27 | 6 | West Virginia | Philadelphia, PA | FA '22 |
| 47 | Vince Biegel | LB | 6-3 | 246 | 29 | 6 | Wisconsin | Marshfield, WI | FA '22 |
| 51 | Josh Ross | ILB | 6-0 | 229 | 23 | R | Michigan | Southfield, MI | FA '22 |
| 58 | Michael Pierce | NT | 6-0 | 355 | 30 | 6 | Samford | Daphne, AL | FA '22 |
| 59 | Daelin Hayes | OLB | 6-4 | 257 | 24 | 2 | Notre Dame | Belleville, MI | D5b '21 |
| 60 | Steven Means | OLB | 6-3 | 269 | 32 | 8 | Buffalo | Buffalo, NY | FA '22 |
| 71 | Ja'Wuan James | T | 6-6 | 323 | 30 | 8 | Tennessee | Atlanta, GA | FA '21 |



POSITIONAL ROSTER

| NO. | NAME | POS. | HT. | WT. | AGE | EXP. | COLLEGE | HOMETOWN | HOW ACQ. |
|-----------------------------|----------------------------|-------|------|-----|-----|------|---------------------|------------------------|---------------|
| QUARTERBACKS (4) | | | | | | | | | |
| 2 | Huntley, Tyler | QB | 6-1 | 204 | 24 | 3 | Utah | Hallandale Beach, FL | FA '20 |
| 5 | Hundley, Brett (PS) | QB | 6-3 | 229 | 29 | 6 | UCLA | Chandler, AZ | FA '22 |
| 8 | Jackson, Lamar | QB | 6-2 | 230 | 25 | 5 | Louisville | Pompano Beach, FL | D1b '18 |
| 12 | Brown, Anthony (PS) | QB | 6-1 | 228 | 24 | R | Oregon | Cliffwood, NJ | FA '22 |
| RUNNING BACKS (7) | | | | | | | | | |
| 17 | Drake, Kenyan | RB | 6-1 | 210 | 28 | 7 | Alabama | Marietta, GA | FA '22 |
| 27 | Dobbins, J.K. | RB | 5-10 | 212 | 23 | 3 | Ohio State | La Grange, TX | D2 '20 |
| 30 | Badie, Tyler (PS) | RB | 5-8 | 200 | 22 | R | Missouri | New Orleans, LA | D6 '22 |
| 35 | Edwards, Gus | RB | 6-1 | 238 | 27 | 5 | Rutgers | Liberia | FA '18 |
| 38 | Mason, Ben (PS) | FB/TE | 6-3 | 258 | 23 | 1 | Michigan | Newtown, CT | FA '22 |
| 42 | Ricard, Patrick | FB | 6-3 | 305 | 28 | 6 | Maine | Spencer, MA | FA '17 |
| 43 | Hill, Justice | RB | 5-10 | 200 | 25 | 4 | Oklahoma State | Tulsa, OK | D4a '19 |
| WIDE RECEIVERS (9) | | | | | | | | | |
| 3 | Proche II, James | WR | 5-11 | 191 | 26 | 3 | Southern Methodist | Dallas, TX | D6 '20 |
| 7 | Bateman, Rashod (IR) | WR | 6-1 | 197 | 23 | 2 | Minnesota | Tifton, GA | D1a '21 |
| 10 | Robinson, Demarcus | WR | 6-1 | 203 | 28 | 7 | Florida | Fort Valley, GA | FA '22 |
| 13 | Duvernay, Devin | WR | 5-11 | 202 | 25 | 3 | Texas | Sachse, TX | D3b '20 |
| 15 | Jackson, DeSean | WR | 5-10 | 175 | 36 | 15 | California | Long Beach, CA | FA '22 |
| 16 | Wallace, Tylan (IR) | WR | 5-11 | 198 | 23 | 2 | Oklahoma State | Fort Worth, TX | D4 '21 |
| 81 | Victor, Binjimen (PS) | WR | 6-4 | 191 | 25 | 1 | Ohio State | Pompano Beach, FL | FA '21 |
| 83 | Isabella, Andy (PS) | WR | 5-9 | 188 | 26 | 4 | Massachusetts | Mayfield, OH | FA '22 |
| 85 | Bridges, Shemar (PS) | WR | 6-4 | 208 | 24 | R | Fort Valley State | Jacksonville, FL | FA '22 |
| TIGHT ENDS (5) | | | | | | | | | |
| 80 | Likely, Isaiah | TE | 6-4 | 241 | 22 | R | Coastal Carolina | Cambridge, MA | D4e '22 |
| 84 | Oliver, Josh | TE | 6-5 | 259 | 25 | 4 | San Jose State | Paso Robles, CA | TR (Jax.) '21 |
| 86 | Boyle, Nick | TE | 6-4 | 261 | 29 | 8 | Delaware | Sussex, NJ | D5a '15 |
| 88 | Kolar, Charlie | TE | 6-6 | 250 | 23 | R | Iowa State | Norman, OK | D4c '22 |
| 89 | Andrews, Mark | TE | 6-5 | 247 | 27 | 5 | Oklahoma | Scottsdale, AZ | D3b '18 |
| OFFENSIVE LINE (13) | | | | | | | | | |
| 63 | Colon, Trystan | C/G | 6-3 | 320 | 24 | 3 | Missouri | Webb City, MO | FA '20 |
| 64 | Linderbaum, Tyler | C | 6-2 | 305 | 22 | R | Iowa | Solon, IA | D1b '22 |
| 65 | Mekari, Patrick | OL | 6-4 | 305 | 25 | 4 | Cal-Berkeley | Westlake Village, CA | FA '19 |
| 66 | Cleveland, Ben | G | 6-6 | 370 | 24 | 2 | Georgia | Toccoa, GA | D3a '21 |
| 68 | Johnson, Zack (PS) | G | 6-6 | 301 | 25 | 1 | North Dakota State | Blaine, MN | FA '22 |
| 69 | McKenzie, Kahlil (PS) | G | 6-3 | 345 | 25 | 3 | Tennessee | Green Bay, WI | FA '21 |
| 70 | Zeitler, Kevin | G | 6-4 | 339 | 32 | 11 | Wisconsin | Waukesha, WI | FA '21 |
| 71 | James, Ja'Wuan (IR) | T | 6-6 | 323 | 30 | 8 | Tennessee | Atlanta, GA | FA '21 |
| 72 | Powers, Ben | G | 6-4 | 338 | 26 | 4 | Oklahoma | Wichita, KS | D4b '19 |
| 74 | Sharpe, David (PS) | T | 6-6 | 346 | 27 | 5 | Florida | Jacksonville, FL | FA '21 |
| 77 | Faalele, Daniel | T | 6-8 | 380 | 23 | R | Minnesota | Melbourne, Australia | D4a '22 |
| 78 | Moses, Morgan | T | 6-6 | 320 | 31 | 9 | Virginia | North Chesterfield, VA | UFA (NYJ) '22 |
| 79 | Stanley, Ronnie | T | 6-6 | 315 | 28 | 7 | Notre Dame | Las Vegas, NV | D1 '16 |
| LINEBACKERS (17) | | | | | | | | | |
| 4 | Pierre-Paul, Jason | OLB | 6-5 | 275 | 33 | 13 | South Florida | Deerfield Beach, FL | FA '22 |
| 6 | Queen, Patrick | ILB | 6-0 | 237 | 23 | 3 | Louisiana State | Ventress, LA | D1 '20 |
| 18 | Smith, Roquan | ILB | 6-1 | 232 | 25 | 5 | Georgia | Montezuma, GA | TR (Chi.) '22 |
| 40 | Harrison, Malik | LB | 6-3 | 259 | 24 | 3 | Ohio State | Columbus, OH | D3c '20 |
| 47 | Biegel, Vince (IR) | LB | 6-3 | 246 | 29 | 6 | Wisconsin | Marshfield, WI | FA '22 |
| 48 | Moon, Jeremiah (PS) | OLB | 6-5 | 247 | 24 | R | Florida | Hoover, AL | FA '22 |
| 49 | Stanford, Julian (PS) | OLB | 6-1 | 230 | 32 | 9 | Wagner | Bloomfield, CT | FA '22 |
| 50 | Houston, Justin | OLB | 6-3 | 270 | 33 | 12 | Georgia | Statesboro, GA | FA '21 |
| 51 | Ross, Josh (IR) | ILB | 6-0 | 229 | 23 | R | Michigan | Southfield, MI | FA '22 |
| 53 | Phillips, Del'Shawn | LB | 6-2 | 230 | 26 | 3 | Illinois | Highland Park, MI | FA '22 |
| 54 | Bowser, Tyus | OLB | 6-3 | 242 | 27 | 6 | Houston | Tyler, TX | D2 '17 |
| 56 | Bynes, Josh | ILB | 6-1 | 235 | 33 | 11 | Auburn | Lauderdale Lakes, FL | FA '21 |
| 57 | Welch, Kristian | LB | 6-3 | 242 | 24 | 3 | Iowa | Iola, WI | FA '20 |
| 59 | Hayes, Daelin (IR) | OLB | 6-4 | 257 | 24 | 2 | Notre Dame | Belleville, MI | D5b '21 |
| 60 | Means, Steven (IR) | OLB | 6-3 | 269 | 32 | 8 | Buffalo | Buffalo, NY | FA '22 |
| 90 | Ojabo, David | OLB | 6-4 | 255 | 22 | R | Michigan | Aberdeen, Scotland | D2 '22 |
| 99 | Oweh, Odafe | OLB | 6-5 | 257 | 23 | 2 | Penn State | Hackensack, NJ | D1b '21 |
| DEFENSIVE BACKS (14) | | | | | | | | | |
| 5 | Armour-Davis, Jalyn (IR) | CB | 6-1 | 195 | 23 | R | Alabama | Mobile, AL | D4b '22 |
| 14 | Hamilton, Kyle | S | 6-4 | 221 | 21 | R | Notre Dame | Atlanta, GA | D1a '22 |
| 21 | Stephens, Brandon | DB | 6-1 | 215 | 24 | 2 | Southern Methodist | Plano, TX | D3b '21 |
| 22 | Williams, Damarion | CB | 5-10 | 180 | 24 | R | Houston | Miami, FL | D4f '22 |
| 23 | Fuller, Kyle (IR) | CB | 5-11 | 200 | 30 | 9 | Virginia Tech | Baltimore, MD | FA '22 |
| 24 | Peters, Marcus | CB | 6-0 | 197 | 29 | 8 | Washington | Oakland, CA | TR (LAR) '19 |
| 25 | Seymour, Kevon | CB | 6-0 | 188 | 29 | 6 | Southern California | Pasadena, CA | FA '21 |
| 26 | Stone, Geno | S | 5-11 | 209 | 23 | 3 | Iowa | New Castle, PA | D7 '20 |
| 29 | Washington, Ar'Darius (PS) | S | 5-8 | 176 | 23 | 2 | Texas Christian | Shreveport, LA | FA '21 |
| 32 | Williams, Marcus | S | 6-1 | 207 | 26 | 6 | Utah | Eastvale, CA | UFA (NO) '22 |
| 33 | Keyes, BoPete (PS) | CB | 6-1 | 202 | 25 | 3 | Tulane | Laurel, MS | FA '22 |
| 36 | Clark, Chuck | S | 6-0 | 209 | 27 | 6 | Virginia Tech | Suffolk, VA | D6 '17 |
| 41 | Worley, Daryl (IR) | CB | 6-1 | 205 | 27 | 6 | West Virginia | Philadelphia, PA | FA '22 |
| 44 | Humphrey, Marlon | CB | 6-0 | 205 | 26 | 6 | Alabama | Hoover, AL | D1 '17 |
| DEFENSIVE LINE (8) | | | | | | | | | |
| 58 | Pierce, Michael (IR) | NT | 6-0 | 355 | 30 | 6 | Samford | Daphne, AL | FA '22 |
| 91 | Nichols, Rayshad (PS) | DT | 6-2 | 305 | 23 | R | Stephen F. Austin | Bridge City, LA | FA '22 |
| 92 | Madubuike, Justin | DT | 6-3 | 293 | 25 | 3 | Texas A&M | McKinney, TX | D3a '20 |
| 93 | Campbell, Calais | DE | 6-8 | 307 | 36 | 15 | Miami (FL) | Denver, CO | TR (Jax.) '20 |
| 94 | Mack, Isaiah (PS) | NT | 6-1 | 311 | 26 | 3 | Chattanooga | Tunnel Hill, GA | FA '21 |
| 96 | Washington, Broderick | DT | 6-2 | 314 | 26 | 3 | Texas Tech | Longview, TX | D5 '20 |
| 97 | Urban, Brent | DE | 6-7 | 309 | 31 | 8 | Virginia | Mississauga, ON, CAN | FA '22 |
| 98 | Jones, Travis | DT | 6-4 | 334 | 23 | R | Connecticut | New Haven, CT | D3 '22 |
| SPECIALISTS (3) | | | | | | | | | |
| 9 | Tucker, Justin | K | 6-1 | 184 | 33 | 11 | Texas | Austin, TX | FA '12 |
| 11 | Stout, Jordan | P | 6-3 | 214 | 24 | R | Penn State | Abingdon, VA | D4d '22 |
| 46 | Moore, Nick | LS | 6-2 | 253 | 30 | 3 | Georgia | Snellville, GA | FA '20 |



2022 DEPTH CHART

Compiled by Ravens PR Staff: Dec. 12, 2022

OFFENSE

| | | | | | | |
|----|-----------|-------------------------|----|-----------------|-----------|-------------------------------------|
| WR | 10 | Demarcus Robinson | 15 | DeSean Jackson | | |
| WR | 13 | Devin Duvernay | 3 | James Proche II | | |
| LT | 79 | Ronnie Stanley | 65 | Patrick Mekari | <u>77</u> | <u>Daniel Faalele</u> |
| LG | 72 | Ben Powers | 66 | Ben Cleveland | | |
| C | <u>64</u> | <u>Tyler Linderbaum</u> | 63 | Trystan Colon | 65 | Patrick Mekari |
| RG | 70 | Kevin Zeitler* | 63 | Trystan Colon | - or - | 66 Ben Cleveland |
| RT | 78 | Morgan Moses | 65 | Patrick Mekari | <u>77</u> | <u>Daniel Faalele</u> |
| TE | 89 | Mark Andrews | 86 | Nick Boyle | <u>80</u> | <u>Isaiah Likely</u> 84 Josh Oliver |
| | | | | | | <u>88</u> <u>Charlie Kolar</u> |
| QB | 8 | Lamar Jackson* | 2 | Tyler Huntley | | |
| FB | 42 | Patrick Ricard | | | | |
| RB | 27 | J.K. Dobbins | 35 | Gus Edwards | 17 | Kenyan Drake 43 Justice Hill |

DEFENSE

| | | | | | | |
|------|----|----------------------|-----------|----------------------|-----------|--------------------------|
| DT | 92 | Justin Madubuike | 96 | Broderick Washington | | |
| NT | 96 | Broderick Washington | <u>98</u> | <u>Travis Jones</u> | | |
| DE | 93 | Calais Campbell | 97 | Brent Urban | | |
| RUSH | 99 | Odafe Oweh | 4 | Jason Pierre-Paul | <u>90</u> | <u>David Ojabo</u> |
| MLB | 18 | Roquan Smith | 56 | Josh Byner | 57 | Kristian Welch |
| WLB | 6 | Patrick Queen | 40 | Malik Harrison | 53 | Del'Shawn Phillips |
| SAM | 54 | Tyus Bowser | 50 | Justin Houston | 40 | Malik Harrison |
| CB | 24 | Marcus Peters | 21 | Brandon Stephens | | |
| SS | 36 | Chuck Clark | <u>14</u> | <u>Kyle Hamilton</u> | | |
| FS | 32 | Marcus Williams | 26 | Geno Stone | | |
| CB | 44 | Marlon Humphrey | 25 | Kevon Seymour | <u>22</u> | <u>Damarion Williams</u> |

SPECIAL TEAMS

| | | | | | | |
|-----|-----------|---------------------|----|-----------------|-----------|--------------------------|
| P | <u>11</u> | <u>Jordan Stout</u> | | | | |
| K | 9 | Justin Tucker | | | | |
| H | <u>11</u> | <u>Jordan Stout</u> | | | | |
| LS | 46 | Nick Moore | | | | |
| KOR | 13 | Devin Duvernay | 43 | Justice Hill | | |
| PR | 13 | Devin Duvernay | 3 | James Proche II | <u>22</u> | <u>Damarion Williams</u> |

All Rookies Underlined

* Missed Last Game w/ Injury

PRONUNCIATIONS

PLAYERS: Tyler Badie (BAY-dee); Calais Campbell (cuh-LAY-us); Devin Duvernay (DOO-ver-nay); Daniel Faalele (FAH-ah-LAY-lay); Devon Kennard (duh-VONN, keh-NARD); Charlie Kolar (KOH-ler); Justin Madubuike (mad-uh-BEE-kay); Patrick Mekari (muh-CARE-ee); David Ojabo (oh-JOBB-oh); Odafe Oweh (uh-DAH-fay, O-way); James Proche II (pro-SHAY); Kevon Seymour (KEE-von); Tylan Wallace (TIE-luhn); Ar'Darius Washington (ar-DARE-ee-us); **COACHES:** Joe D'Alessandris (dell-ah-SAN-dress); D'Anton Lynn (DANT-in); Craig Ver Steeg (ver-STEGG); T.J. Weist (WEEST)

COACHING STAFF

John Harbaugh - Head Coach

Chris Horton - Special Teams Coordinator

Mike Macdonald - Defensive Coordinator

Greg Roman - Offensive Coordinator

Randy Brown - Special Teams Coach

Joe D'Alessandris - Offensive Line Coach

Mike Devlin - Asst. Offensive Line Coach

Kerry Dixon - Asst. Quarterbacks Coach

George Godsey - Tight Ends Coach

Chris Hewitt - Pass Game Coordinator / Secondary

Rob Leonard - Outside Linebackers Coach

D'Anton Lynn - Safeties Coach

Tee Martin - Wide Receivers Coach

Zach Orr - Inside Linebackers Coach

Ryan Osborn - Defensive Assistant

Jay Peterson - Defensive Assistant

Matt Robinson - Defensive Assistant

Steve Saunders - Head Strength & Conditioning Coach

Daniel Stern - Offensive Assistant

Travis Switzer - Offensive Assistant

James Urban - Quarterbacks Coach

Craig Ver Steeg - Running Backs Coach

Anthony Weaver - Asst. Head Coach / Defensive Line Coach

T.J. Weist - Special Teams Coach

Keith Williams - Pass Game Specialist

HOW THE RAVENS ARE BUILT

| YEAR | DRAFTEES (35) | FREE AGENTS (27) | TRADES (4) | UDFA (13) |
|------|--|--|----------------------------------|--|
| 2012 | | | | K Justin Tucker (FA '12) |
| 2015 | TE Nick Boyle (5a) | | | |
| 2016 | T Ronnie Stanley (1) | | | |
| 2017 | CB Marlon Humphrey (1) OLB Tyus Bowser (2) S Chuck Clark (6) | | | FB Patrick Ricard (FA '17) |
| 2018 | QB Lamar Jackson (1b) TE Mark Andrews (3b) | | | RB Gus Edwards (FA '18) |
| 2019 | RB Justice Hill (4a) G Ben Powers (4b) | | CB Marcus Peters (TR LAR '19) | OL Patrick Mekari (FA '19) |
| 2020 | ILB Patrick Queen (1) RB J.K. Dobbins (2) DT Justin Madubuike (3a) WR Devin Duvernay (3b) LB Malik Harrison (3c) DT Broderick Washington (5) WR James Proche II (6) S Geno Stone (7) | LS Nick Moore (FA '20) | DE Calais Campbell (TR Jax. '20) | C/G Trystan Colon (FA '20) QB Tyler Huntley (FA '20) LB Kristian Welch (FA '20) |
| 2021 | WR Rashod Bateman (1a) * OLB Odafe Oweh (1b) G Ben Cleveland (3a) DB Brandon Stephens (3b) WR Tylan Wallace (4) * OLB Daelin Hayes (5b) * | ILB Josh Byner (FA '21) OLB Justin Houston (FA '21) T Ja'Wuan James (FA '21) * G Kahlil McKenzie (FA '21) ^ CB Kevon Seymour (FA '21) T David Sharpe (FA '21) ^ WR Binjimen Victor (FA '21) ^ G Kevin Zeitler (FA '21) | TE Josh Oliver (TR Jax. '21) | S Ar'Darius Washington (FA '21) ^ |
| 2022 | S Kyle Hamilton (1a) C Tyler Linderbaum (1b) WR Andy Isabella (2) ^ OLB David Ojabo (2) DT Travis Jones (3) T Daniel Faalele (4a) CB Jalyn Armour-Davis (4b) * TE Charlie Kolar (4c) P Jordan Stout (4d) TE Isaiah Likely (4e) CB Damarion Williams (4f) RB Tyler Badie (6) ^ | LB Vince Biegel (FA '22) * RB Kenyan Drake (FA '22) CB Kyle Fuller (FA '22) * QB Brett Hundley (FA '22) ^ WR DeSean Jackson (FA '22) G Zack Johnson (FA '22) ^ CB BoPete Keyes (FA '22) ^ FB/TE Ben Mason (FA '22) ^ OLB Steven Means (FA '22) * T Morgan Moses (UFA NYJ '22) LB Del'Shawn Phillips (FA '22) NT Michael Pierce (FA '22) * OLB Jason Pierre-Paul (FA '22) WR Demarcus Robinson (FA '22) OLB Julian Stanford (FA '22) ^ DE Brent Urban (FA '22) S Marcus Williams (UFA NO '22) CB Daryl Worley (FA '22) * | ILB Roquan Smith (TR Chi. '22) | WR Shemar Bridges (FA '22) ^ QB Anthony Brown (FA '22) ^ OLB Jeremiah Moon (FA '22) ^ DT Rayshad Nichols (FA '22) ^ ILB Josh Ross (FA '22) * |

Key: *Injured Reserve, ^Practice Squad, RFA = Rookie Free Agent, RSFA = Restricted Free Agent, TR = Trade, UFA = Unrestricted Free Agent

GAME-BY-GAME STARTERS

| OFFENSE | | | | | | | | | | | | |
|---------|-----------------|-------------------|----------------|-----------------------|------------|-------------------------|---------------|--------------|-------------------------------|---------------|----------------|--------------|
| DATE | OPPONENT | WR | WR | LT | LG | C | RG | RT | TE | QB | FB | RB |
| 9/11 | at N.Y. Jets | Rashod Bateman | Devin Duvernay | Ja'Wuan James | Ben Powers | <u>Tyler Linderbaum</u> | Kevin Zeitler | Morgan Moses | Mark Andrews | Lamar Jackson | Patrick Ricard | Kenyan Drake |
| 9/18 | Miami | -- | Devin Duvernay | Patrick Mekari | Ben Powers | <u>Tyler Linderbaum</u> | Kevin Zeitler | Morgan Moses | Mark Andrews/ Josh Oliver | Lamar Jackson | Patrick Ricard | Kenyan Drake |
| 9/25 | at New England | Rashod Bateman | Devin Duvernay | Patrick Mekari | Ben Powers | <u>Tyler Linderbaum</u> | Kevin Zeitler | Morgan Moses | Mark Andrews | Lamar Jackson | Patrick Ricard | J.K. Dobbins |
| 10/2 | Buffalo | Rashod Bateman | Devin Duvernay | <u>Daniel Faalele</u> | Ben Powers | <u>Tyler Linderbaum</u> | Kevin Zeitler | Morgan Moses | Mark Andrews | Lamar Jackson | Patrick Ricard | J.K. Dobbins |
| 10/9 | Cincinnati | Devin Duvernay | -- | Ronnie Stanley | Ben Powers | <u>Tyler Linderbaum</u> | Kevin Zeitler | Morgan Moses | Mark Andrews/ Josh Oliver | Lamar Jackson | Patrick Ricard | J.K. Dobbins |
| 10/16 | at N.Y. Giants | Demarcus Robinson | Devin Duvernay | Ronnie Stanley | Ben Powers | <u>Tyler Linderbaum</u> | Kevin Zeitler | Morgan Moses | Mark Andrews | Lamar Jackson | Patrick Ricard | J.K. Dobbins |
| 10/23 | Cleveland | Rashod Bateman | Devin Duvernay | Ronnie Stanley | Ben Powers | <u>Tyler Linderbaum</u> | Kevin Zeitler | Morgan Moses | Mark Andrews | Lamar Jackson | Patrick Ricard | Gus Edwards |
| 10/27 | at Tampa Bay | Rashod Bateman | Devin Duvernay | Ronnie Stanley | Ben Powers | <u>Tyler Linderbaum</u> | Kevin Zeitler | Morgan Moses | Mark Andrews | Lamar Jackson | Patrick Ricard | Kenyan Drake |
| 11/7 | at New Orleans | DeSean Jackson | Devin Duvernay | Ronnie Stanley | Ben Powers | <u>Tyler Linderbaum</u> | Kevin Zeitler | Morgan Moses | Isaiah Likely/ Josh Oliver | Lamar Jackson | -- | Kenyan Drake |
| 11/20 | Carolina | Demarcus Robinson | Devin Duvernay | Ronnie Stanley | Ben Powers | <u>Tyler Linderbaum</u> | Kevin Zeitler | Morgan Moses | Mark Andrews | Lamar Jackson | Patrick Ricard | Kenyan Drake |
| 11/27 | at Jacksonville | Demarcus Robinson | Devin Duvernay | Patrick Mekari | Ben Powers | <u>Tyler Linderbaum</u> | Kevin Zeitler | Morgan Moses | Mark Andrews | Lamar Jackson | Patrick Ricard | Gus Edwards |
| 12/4 | Denver | Devin Duvernay | -- | Patrick Mekari | Ben Powers | <u>Tyler Linderbaum</u> | Kevin Zeitler | Morgan Moses | Mark Andrews/ Josh Oliver | Lamar Jackson | Patrick Ricard | Gus Edwards |
| 12/11 | at Pittsburgh | Devin Duvernay | -- | Ronnie Stanley | Ben Powers | <u>Tyler Linderbaum</u> | Trystan Colon | Morgan Moses | Mark Andrews/ Josh Oliver | Tyler Huntley | Patrick Ricard | J.K. Dobbins |
| 12/17 | at Cleveland | -- | -- | -- | -- | -- | -- | -- | -- | -- | -- | -- |
| 12/24 | Atlanta | -- | -- | -- | -- | -- | -- | -- | -- | -- | -- | -- |
| 1/1 | Pittsburgh | -- | -- | -- | -- | -- | -- | -- | -- | -- | -- | -- |
| 1/8 | at Cincinnati | -- | -- | -- | -- | -- | -- | -- | -- | -- | -- | -- |

| DEFENSE | | | | | | | | | | | | | |
|---------|-----------------|----------------------|----------------------|----------------------|-------------------|--------------|---------------|-------------------|---------------|-------------|-----------------|-----------------|---------------------------|
| DATE | OPPONENT | DT | NT | DE | RUSH | MLB | WLB | SAM | CB | SS | FS | CB | DB |
| 9/11 | at N.Y. Jets | Justin Madubiuke | Michael Pierce | Calais Campbell | Odafe Oweh | Josh Bynes | Patrick Queen | Malik Harrison | Kyle Fuller | Chuck Clark | Marcus Williams | Marlon Humphrey | -- |
| 9/18 | Miami | Justin Madubiuke | Michael Pierce | Calais Campbell | Odafe Oweh | Josh Bynes | Patrick Queen | Malik Harrison | Marcus Peters | Chuck Clark | Marcus Williams | Marlon Humphrey | -- |
| 9/25 | at New England | Justin Madubiuke | Michael Pierce | Calais Campbell | Justin Houston | Josh Bynes | Patrick Queen | -- | Marcus Peters | Chuck Clark | Marcus Williams | Marlon Humphrey | <u>Jalyn Armour-Davis</u> |
| 10/2 | Buffalo | Broderick Washington | -- | Calais Campbell | Odafe Oweh | Josh Bynes | Patrick Queen | Jason Pierre-Paul | Marcus Peters | Chuck Clark | Marcus Williams | Marlon Humphrey | Brandon Stephens |
| 10/9 | Cincinnati | Justin Madubiuke | -- | Calais Campbell | Odafe Oweh | Josh Bynes | Patrick Queen | Jason Pierre-Paul | Marcus Peters | Chuck Clark | Marcus Williams | Marlon Humphrey | Brandon Stephens |
| 10/16 | at N.Y. Giants | Justin Madubiuke | <u>Travis Jones</u> | Calais Campbell | Jason Pierre-Paul | Josh Bynes | Patrick Queen | Malik Harrison | Marcus Peters | Chuck Clark | Geno Stone | Marlon Humphrey | -- |
| 10/23 | Cleveland | Justin Madubiuke | <u>Travis Jones</u> | Calais Campbell | Jason Pierre-Paul | Josh Bynes | Patrick Queen | Malik Harrison | Marcus Peters | Chuck Clark | Geno Stone | Marlon Humphrey | -- |
| 10/27 | at Tampa Bay | Justin Madubiuke | <u>Travis Jones</u> | Broderick Washington | Devon Kennard | A.J. Klein | Patrick Queen | Malik Harrison | Marcus Peters | Chuck Clark | Geno Stone | Marlon Humphrey | -- |
| 11/7 | at New Orleans | Justin Madubiuke | Broderick Washington | Calais Campbell | Jason Pierre-Paul | Roquan Smith | Patrick Queen | Malik Harrison | Marcus Peters | Chuck Clark | Geno Stone | Marlon Humphrey | -- |
| 11/20 | Carolina | Justin Madubiuke | Broderick Washington | Calais Campbell | Jason Pierre-Paul | Roquan Smith | Patrick Queen | Malik Harrison | Marcus Peters | Chuck Clark | Geno Stone | Marlon Humphrey | -- |
| 11/27 | at Jacksonville | Justin Madubiuke | Broderick Washington | Calais Campbell | Jason Pierre-Paul | Roquan Smith | Patrick Queen | Malik Harrison | Marcus Peters | Chuck Clark | Geno Stone | Marlon Humphrey | -- |
| 12/4 | Denver | Justin Madubiuke | Broderick Washington | Calais Campbell | Jason Pierre-Paul | Roquan Smith | Patrick Queen | Tyus Bowser | Marcus Peters | Chuck Clark | Geno Stone | Marlon Humphrey | -- |
| 12/11 | at Pittsburgh | Justin Madubiuke | Broderick Washington | Calais Campbell | Jason Pierre-Paul | Roquan Smith | Patrick Queen | Tyus Bowser | Marcus Peters | Chuck Clark | Marcus Williams | Marlon Humphrey | -- |
| 12/17 | at Cleveland | -- | -- | -- | -- | -- | -- | -- | -- | -- | -- | -- | -- |
| 12/24 | Atlanta | -- | -- | -- | -- | -- | -- | -- | -- | -- | -- | -- | -- |
| 1/1 | Pittsburgh | -- | -- | -- | -- | -- | -- | -- | -- | -- | -- | -- | -- |
| 1/8 | at Cincinnati | -- | -- | -- | -- | -- | -- | -- | -- | -- | -- | -- | -- |

Rookies underlined.

2022 TRANSACTIONS

| DATE | POS. | PLAYER | TRANSACTION |
|------|-------|----------------------|--|
| 1/1 | OLB | Daelin Hayes | Placed on Injured Reserve |
| 1/1 | CB | Robert Jackson | Activated from practice squad (COVID-19 replacement) |
| 1/1 | S | Tony Jefferson II | Activated from practice squad (standard elevation) |
| 1/1 | T | Jaryd Jones-Smith | Activated from practice squad (standard elevation) |
| 1/1 | T | David Sharpe | Signed from the practice squad to the active roster |
| 1/1 | DB | Mazzi Wilkins | Placed on Practice Squad/COVID-19 |
| 1/4 | TE | Josh Oliver | Placed on Exempt/COVID-19, then reverted to the active roster on 1/6 |
| 1/4 | RB | Jacques Patrick | Signed to practice squad |
| 1/4 | CB | Kevin Toliver II | Activated off Practice Squad/COVID-19 |
| 1/6 | TE | Nick Boyle | Placed on Reserve/COVID-19 |
| 1/6 | RB | Justice Hill | Activated off Reserve/COVID-19 |
| 1/6 | FB/DL | Patrick Ricard | Placed on Injured Reserve |
| 1/6 | S | Ar'Darius Washington | Activated off Reserve/COVID-19 |
| 1/6 | FB/DL | Patrick Ricard | Placed on Reserve/COVID-19 |
| 1/8 | S | Tony Jefferson II | Signed from the practice squad to the active roster |
| 1/8 | T | Jaryd Jones-Smith | Activated from practice squad (COVID-19 replacement) |
| 1/8 | NT | Isaiah Mack | Activated from practice squad (standard elevation) |
| 1/8 | TE | Tony Poljan | Activated from practice squad (standard elevation) |
| 1/10 | CB | Robert Jackson | Signed to Reserve/Future contract |
| 1/10 | T | Jaryd Jones-Smith | Signed to Reserve/Future contract |
| 1/10 | G/DT | Kahlil McKenzie | Signed to Reserve/Future contract |
| 1/10 | WR | Jaylon Moore | Signed to Reserve/Future contract |
| 1/10 | C | Jimmy Murray | Signed to Reserve/Future contract |
| 1/10 | TE | Tony Poljan | Re-signed to Reserve/Future contract |
| 1/10 | CB | Kevin Toliver II | Re-signed to Reserve/Future contract |
| 1/10 | WR | Binjimen Victor | Re-signed to Reserve/Future contract |
| 1/13 | NT | Isaiah Mack | Re-signed to Reserve/Future contract |
| 1/17 | DB | Kevon Seymour | Re-signed |
| 1/18 | RB | Nate McCrary | Re-signed to Reserve/Future contract |
| 1/21 | FB/TE | Ben Mason | Signed to Reserve/Future contract |
| 2/25 | S | Tony Jefferson II | Re-signed |
| 3/9 | CB | Tavon Young | Terminated the contract of vested veteran |
| 3/17 | S | Marcus Williams | Signed unrestricted free agent |
| 3/17 | T | Morgan Moses | Signed unrestricted free agent |
| 3/23 | DT | Michael Pierce | Signed free agent |
| 3/24 | FB/DL | Patrick Ricard | Re-signed to a three-year contract extension |
| 4/13 | ILB | Josh Bynes | Re-signed |
| 4/14 | DT | Calais Campbell | Re-signed |
| 4/18 | WR | Miles Boykin | Released |
| 4/18 | C/G | Tristan Colon | Re-signed exclusive rights free agent |
| 4/18 | QB | Tyler Huntley | Re-signed exclusive rights free agent |
| 4/18 | LS | Nick Moore | Re-signed exclusive rights free agent |
| 4/18 | LB | Kristian Welch | Re-signed exclusive rights free agent |
| 4/28 | WR | Marquise Brown | Traded to the Arizona Cardinals in exchange for the 23rd overall selection in the 2022 NFL Draft |
| 5/6 | RB | Tyler Badie | Signed 2022 draft choice |
| 5/6 | WR | Slade Bolden | Signed undrafted rookie free agent |
| 5/6 | WR | Shemar Bridges | Signed undrafted rookie free agent |
| 5/6 | QB | Anthony Brown | Signed undrafted rookie free agent |
| 5/6 | WR | Trevon Clark | Signed undrafted rookie free agent |
| 5/6 | T | Aron Johnson | Signed undrafted rookie free agent |
| 5/6 | ILB | Zakoby McClain | Signed undrafted rookie free agent |
| 5/6 | OLB | Jeremiah Moon | Signed undrafted rookie free agent |
| 5/6 | DT | Rayshad Nichols | Signed undrafted rookie free agent |
| 5/6 | RB | Ricky Person | Signed undrafted rookie free agent |
| 5/6 | WR | Makai Polk | Signed undrafted rookie free agent |
| 5/6 | ILB | Josh Ross | Signed undrafted rookie free agent |
| 5/6 | CB | David Vereen | Signed undrafted rookie free agent |
| 5/6 | WR | Raleigh Webb | Signed undrafted rookie free agent |
| 5/6 | OLB | Chuck Wiley | Signed undrafted rookie free agent |
| 5/6 | CB | Denzel Williams | Signed undrafted rookie free agent |
| 5/6 | WR | Devon Williams | Signed undrafted rookie free agent |
| 5/10 | RB | Mike Davis | Signed |
| 5/11 | DT | Xavier Kelly | Waived |
| 5/16 | LB | Vince Biegel | Signed |
| 5/20 | DT | Travis Jones | Signed 2022 draft choice |
| 5/23 | ILB | Diego Fagot | Signed undrafted rookie free agent |
| 5/23 | DL | Brent Urban | Signed |

| | | | |
|------|-------|----------------------|---|
| 5/24 | S | Chris Moore | Waived |
| 5/26 | QB | Brett Hundley | Signed |
| 5/31 | CB | Kyle Fuller | Signed |
| 5/31 | T | Aron Johnson | Waived |
| 5/31 | CB | Kevin Toliver II | Waived |
| 6/2 | C | Tyler Linderbaum | Signed 2022 draft choice |
| 6/6 | TE | Isaiah Likely | Signed 2022 draft choice |
| 6/7 | S | Kyle Hamilton | Signed 2022 draft choice |
| 6/7 | CB | Damarion Williams | Signed 2022 draft choice |
| 6/9 | TE | Charlie Kolar | Signed 2022 draft choice |
| 6/13 | P | Jordan Stout | Signed 2022 draft choice |
| 6/14 | DE | Derek Wolfe | Terminated the contract of vested veteran (injury settlement) |
| 6/17 | OLB | Steven Means | Signed |
| 7/12 | OLB | Justin Houston | Re-signed |
| 7/21 | T | David Sharpe | Signed |
| 7/23 | CB | Iman Marshall | Waived |
| 7/26 | RB | Corey Clement | Signed |
| 7/27 | G | Ben Cleveland | Placed on the Reserve/Non-Football Injury (NFI) list |
| 7/27 | WR | Bailey Gaither | Signed |
| 8/2 | WR | Trevon Clark | Waived |
| 8/2 | OLB | David Ojabo | Signed 2022 draft choice |
| 8/8 | LB | Vince Biegel | Placed on Injured Reserve |
| 8/8 | K | Justin Tucker | Re-signed to a four-year contract extension |
| 8/8 | CB | Daryl Worley | Signed |
| 8/12 | OLB | Trent Harris | Signed |
| 8/12 | CB | Denzel Williams | Waived |
| 8/12 | WR | Devon Williams | Waived |
| 8/15 | RB | Corey Clement | Waived |
| 8/15 | CB | Robert Jackson | Waived |
| 8/16 | OLB | Trent Harris | Placed on Injured Reserve |
| 8/16 | QB | Brett Hundley | Terminated the contract of vested veteran |
| 8/23 | WR | Slade Bolden | Waived (injured) |
| 8/23 | RB | Gus Edwards | Placed on the Reserve/Physically Unable to Perform (PUP) list |
| 8/23 | ILB | Diego Fagot | Waived |
| 8/23 | WR | Bailey Gaither | Waived |
| 8/23 | T | Jaryd Jones-Smith | Waived |
| 8/23 | WR | Jaylon Moore | Waived |
| 8/23 | WR | Demarcus Robinson | Signed |
| 8/25 | OLB | Trent Harris | Placed on Injured Reserve, who later reached an injury settlement on 8/25 |
| 8/26 | OLB | Tyus Bowser | Placed on the Reserve/Physically Unable to Perform (PUP) list |
| 8/26 | P | Cameron Dicker | Signed |
| 8/29 | P | Cameron Dicker | Waived |
| 8/29 | C | Jimmy Murray | Waived |
| 8/30 | RB | Tyler Badie | Waived |
| 8/30 | WR | Shemar Bridges | Waived (injured), who reached an injury settlement on 9/5 |
| 8/30 | QB | Anthony Brown | Waived |
| 8/30 | OLB | Daelin Hayes | Waived (injured), who reverted to Injured Reserve on 8/31 |
| 8/30 | S | Tony Jefferson II | Terminated the contract of vested veteran |
| 8/30 | NT | Isaiah Mack | Waived |
| 8/30 | FB/TE | Ben Mason | Waived |
| 8/30 | ILB | Zakoby McClain | Waived |
| 8/30 | RB | Nate McCrary | Waived |
| 8/30 | G/DT | Kahlil McKenzie | Terminated the contract of vested veteran |
| 8/30 | OLB | Steven Means | Terminated the contract of vested veteran |
| 8/30 | OLB | Jeremiah Moon | Waived |
| 8/30 | DT | Rayshad Nichols | Waived |
| 8/30 | TE | Tony Poljan | Waived |
| 8/30 | WR | Makai Polk | Waived |
| 8/30 | DB | Kevon Seymour | Terminated the contract of vested veteran |
| 8/30 | T | David Sharpe | Terminated the contract of vested veteran |
| 8/30 | DE | Brent Urban | Terminated the contract of vested veteran |
| 8/30 | CB | David Vereen | Waived |
| 8/30 | WR | Binjimen Victor | Waived |
| 8/30 | S | Ar'Darius Washington | Waived |
| 8/30 | WR | Raleigh Webb | Waived |
| 8/30 | OLB | Chuck Wiley | Waived |
| 8/30 | CB | Daryl Worley | Terminated the contract of vested veteran |

2022 TRANSACTIONS

| | | | |
|-------|-------|----------------------|--|
| 8/31 | RB | Tyler Badie | Signed to practice squad |
| 8/31 | QB | Anthony Brown | Signed to practice squad |
| 8/31 | DT | Aaron Crawford | Waived (injury settlement) |
| 8/31 | RB | Kenyan Drake | Signed |
| 8/31 | TE | Charlie Kolar | Placed on Injured Reserve |
| 8/31 | NT | Isaiah Mack | Signed to practice squad |
| 8/31 | G/DT | Kahlil McKenzie | Signed to practice squad |
| 8/31 | OLB | Steven Means | Signed to practice squad |
| 8/31 | OLB | Jeremiah Moon | Signed to practice squad |
| 8/31 | DL | Rayshad Nichols | Signed to practice squad |
| 8/31 | OLB | David Ojabo | Placed on the Reserve/Non-Football Injury (NFI) list |
| 8/31 | OLB | Del'Shawn Phillips | Signed |
| 8/31 | G/T | Tyre Phillips | Waived |
| 8/31 | WR | Makai Polk | Signed to practice squad |
| 8/31 | DB | Kevon Seymour | Signed to practice squad |
| 8/31 | T | David Sharpe | Signed to practice squad |
| 8/31 | DE | Brent Urban | Re-signed |
| 8/31 | WR | Binjimen Victor | Signed to practice squad |
| 8/31 | S | Ar'Darius Washington | Signed to practice squad |
| 8/31 | WR | Raleigh Webb | Signed to practice squad |
| 8/31 | CB | Daryl Worley | Signed to practice squad |
| 8/31 | FB/TE | Ben Mason | Signed to practice squad |
| 9/7 | LB | Kyler Fackrell | Signed to practice squad |
| 9/10 | OLB | Steven Means | Activated from practice squad (standard elevation) |
| 9/13 | CB | Kyle Fuller | Placed on Injured Reserve |
| 9/13 | T | Ja'Wuan James | Placed on Injured Reserve |
| 9/14 | CB | T.J. Carrie | Signed to practice squad |
| 9/14 | OLB | Steven Means | Signed from the practice squad to the active roster |
| 9/17 | WR | Raleigh Webb | Activated from practice squad (standard elevation) |
| 9/17 | CB | Daryl Worley | Signed from the practice squad to the active roster |
| 9/19 | LB | Kyler Fackrell | Terminated from practice squad |
| 9/19 | OLB | Steven Means | Placed on Injured Reserve |
| 9/19 | LB | Josh Ross | Placed on Injured Reserve |
| 9/21 | OLB | Brandon Copeland | Signed to practice squad |
| 9/24 | OLB | Brandon Copeland | Activated from practice squad (standard elevation) |
| 9/24 | WR | Raleigh Webb | Activated from practice squad (standard elevation) |
| 9/26 | OLB | Jeremiah Attaochu | Signed to practice squad |
| 9/26 | OLB | Jason Pierre-Paul | Signed free agent |
| 9/27 | CB | T.J. Carrie | Terminated from practice squad |
| 9/27 | G | Zack Johnson | Signed to practice squad |
| 9/27 | WR | Makai Polk | Terminated from practice squad |
| 9/27 | CB | Daryl Worley | Terminated the contract of vested veteran |
| 9/28 | CB | Daryl Worley | Signed to practice squad |
| 9/29 | NT | Michael Pierce | Placed on Injured Reserve |
| 10/1 | OLB | Brandon Copeland | Activated from practice squad (standard elevation) |
| 10/1 | CB | Kevon Seymour | Signed from the practice squad to the active roster |
| 10/1 | T | David Sharpe | Activated from practice squad (standard elevation) |
| 10/5 | WR | Bailey Gaither | Re-signed to practice squad |
| 10/6 | ILB | A.J. Klein | Signed free agent off the Giants' practice squad |
| 10/8 | OLB | Brandon Copeland | Activated from practice squad (standard elevation) |
| 10/8 | CB | Daryl Worley | Re-signed from the practice squad to the active roster |
| 10/10 | WR | Bailey Gaither | Terminated from practice squad |
| 10/10 | WR | Andy Isabella | Signed to practice squad |
| 10/11 | S | Marcus Williams | Placed on Injured Reserve |
| 10/11 | CB | Daryl Worley | Terminated the contract of vested veteran |

| | | | |
|-------|-----|----------------------|--|
| 10/12 | OLB | David Ojabo | Designated for return to practice from the Reserve/Non-Football Injury (NFI) list |
| 10/12 | CB | Daryl Worley | Re-signed to practice squad |
| 10/15 | OLB | Jeremiah Attaochu | Activated from practice squad (standard elevation) |
| 10/15 | S | Ar'Darius Washington | Activated from practice squad (standard elevation) |
| 10/18 | OLB | Jeremiah Attaochu | Terminated from practice squad |
| 10/18 | WR | Slade Bolden | Waived |
| 10/18 | OLB | Brandon Copeland | Terminated from practice squad |
| 10/18 | OLB | Devon Kennard | Signed to practice squad |
| 10/18 | OLB | Julian Stanford | Signed to practice squad |
| 10/19 | WR | DeSean Jackson | Signed to practice squad after WR Raleigh Webb signed to New England's active roster |
| 10/22 | RB | J.K. Dobbins | Placed on Injured Reserve |
| 10/22 | RB | Gus Edwards | Activated from the Reserve/Physically Unable to Perform (PUP) list to the active roster |
| 10/22 | OLB | Devon Kennard | Activated from practice squad (standard elevation) |
| 10/22 | CB | Daryl Worley | Re-signed to the active roster |
| 10/24 | CB | Daryl Worley | Terminated the contract of vested veteran, who then re-signed to the practice squad |
| 10/27 | OLB | Devon Kennard | Activated from practice squad (standard elevation) |
| 10/27 | NT | Isaiah Mack | Activated from practice squad (standard elevation) |
| 10/27 | CB | Daryl Worley | Re-signed from the practice squad to the active roster |
| 11/1 | OLB | Tyus Bowser | Activated off the Reserve/Physically Unable to Perform (PUP) list to the active roster |
| 11/1 | OLB | David Ojabo | Activated from the Reserve/Non-Football Injury (NFI) list to the active roster |
| 11/1 | ILB | Roquan Smith | Acquired from the Chicago Bears in exchange for ILB A.J. Klein and undisclosed draft choices |
| 11/1 | CB | Daryl Worley | Terminated the contract of vested veteran, who then re-signed to the practice squad |
| 11/7 | WR | Rashod Bateman | Placed on Injured Reserve |
| 11/7 | WR | DeSean Jackson | Activated from practice squad (standard elevation) |
| 11/7 | WR | Binjimen Victor | Activated from practice squad (standard elevation) |
| 11/8 | TE | Charlie Kolar | Activated from Injured Reserve |
| 11/19 | CB | Daryl Worley | Activated from practice squad (standard elevation) |
| 11/26 | CB | Jalyn Armour-Davis | Placed on Injured Reserve |
| 11/26 | WR | DeSean Jackson | Activated from practice squad (standard elevation) |
| 11/26 | OLB | Julian Stanford | Activated from practice squad (standard elevation) |
| 11/26 | CB | Daryl Worley | Re-signed from the practice squad to the active roster |
| 11/30 | WR | Shemar Bridges | Re-signed to practice squad |
| 11/30 | RB | J.K. Dobbins | Designated for return to practice from Injured Reserve |
| 11/30 | S | Marcus Williams | Designated for return to practice from Injured Reserve |
| 12/3 | WR | Binjimen Victor | Signed from the practice squad to the active roster |
| 12/3 | WR | Tylan Wallace | Placed on Injured Reserve |
| 12/5 | QB | Brett Hundley | Signed to practice squad |
| 12/5 | OLB | Devon Kennard | Waived |
| 12/5 | WR | Binjimen Victor | Waived, who then re-signed to the practice squad on 12/7 |
| 12/6 | WR | DeSean Jackson | Signed from the practice squad to the active roster |
| 12/7 | CB | BoPete Keyes | Signed to practice squad |
| 12/10 | QB | Anthony Brown | Activated from practice squad (standard elevation) |
| 12/10 | RB | Mike Davis | Waived |
| 12/10 | S | Ar'Darius Washington | Activated from practice squad (standard elevation) |
| 12/10 | CB | Daryl Worley | Placed on Injured Reserve |



2022 STATISTICS

| WON 9, LOST 4 | | | | HEAD COACH: JOHN HARBAUGH | |
|---------------|---|-------|-----------------|---------------------------|--|
| 09/11 | W | 24-9 | at N.Y. Jets | 78,827 | |
| 09/18 | L | 38-42 | Miami | 70,582 | |
| 09/25 | W | 37-26 | at New England | 65,878 | |
| 10/02 | L | 20-23 | Buffalo | 70,494 | |
| 10/09 | W | 19-17 | Cincinnati | 70,548 | |
| 10/16 | L | 20-24 | at N.Y. Giants | 78,019 | |
| 10/23 | W | 23-20 | Cleveland | 70,461 | |
| 10/27 | W | 27-22 | at Tampa Bay | 68,912 | |
| 11/07 | W | 27-13 | at New Orleans | 70,010 | |
| 11/20 | W | 13-3 | Carolina | 70,677 | |
| 11/27 | L | 27-28 | at Jacksonville | 59,560 | |
| 12/04 | W | 10-9 | Denver | 70,443 | |
| 12/11 | W | 16-14 | at Pittsburgh | 66,326 | |

| TEAM STATISTICS | BAL | OPP. |
|----------------------------------|----------------|----------------|
| FIRST DOWNS | 270 | 250 |
| Rushing | 134 | 63 |
| Passing | 118 | 164 |
| Penalty | 18 | 23 |
| Third Down-Made/Att | 71/166 | 48/149 |
| Third Down Efficiency | 42.8% | 32.2% |
| Fourth Down-Made/Att | 8/15 | 12/17 |
| Fourth Down Efficiency | 53.3% | 70.6% |
| TOTAL NET YARDS | 4,511 | 4,295 |
| Avg. Per Game | 347.0 | 330.4 |
| Total Plays | 815 | 781 |
| Avg. Per Play | 5.5 | 5.5 |
| NET YARDS RUSHING | 2,108 | 1,055 |
| Avg. Per Game | 162.2 | 81.2 |
| Total Rushes | 409 | 279 |
| Avg. Per Rush | 5.2 | 3.8 |
| NET YARDS PASSING | 2,403 | 3,240 |
| Avg. Per Game | 184.8 | 249.2 |
| Sacked/Yards Lost | 30/130 | 39/250 |
| Gross Yards | 2,533 | 3,490 |
| Attempts/Completions | 376/241 | 463/314 |
| Pct. of Completion | 64.1% | 67.8% |
| Had Intercepted | 9 | 14 |
| PUNTS/AVERAGE | 46/46.7 | 53/46.3 |
| Net Punting Average | 41.1 | 40.9 |
| PUNT RETURN/AVG. | 15/12.2 | 20/6.9 |
| KICKOFF RETURN/AVG. | 18/23.3 | 18/21.5 |
| INTERCEPTION RETURN/AVG. | 14/7.5 | 9/5.9 |
| PENALTIES/YARDS | 69/595 | 62/492 |
| FUMBLES/BALL LOST | 14/5 | 16/9 |
| TOUCHDOWNS | 31 | 27 |
| Rushing | 13 | 10 |
| Passing | 17 | 17 |
| Returns | 1 | 0 |
| EXTRA POINTS/ATTEMPTS | 29/30 | 23/24 |
| TWO POINT CONVERSION/ATT. | 1/1 | 1/3 |
| FIELD GOALS/ATTEMPTS | 28/31 | 21/25 |
| AVG. TIME OF POSSESSION | 32:24 | 27:36 |

| * SCORE BY PERIODS | Q1 | Q2 | Q3 | Q4 | OT | PTS |
|--------------------|----|----|----|-----|----|-----|
| TEAM | 63 | 87 | 71 | 80 | 0 | 301 |
| OPPONENTS | 33 | 63 | 39 | 115 | 0 | 250 |

| SCORING | TD | RU | PA | RT | K-PAT | FG | 2PT | S | PTS |
|------------------|-----------|-----------|-----------|----------|--------------|--------------|----------|----------|------------|
| J. Tucker | 0 | 0 | 0 | 0 | 29/30 | 28/31 | 0 | 0 | 113 |
| M. Andrews | 5 | 0 | 5 | 0 | 0/0 | 0/0 | 1 | 0 | 32 |
| D. Duvernay | 5 | 1 | 3 | 1 | 0/0 | 0/0 | 0 | 0 | 30 |
| K. Drake | 4 | 3 | 1 | 0 | 0/0 | 0/0 | 0 | 0 | 24 |
| J. Dobbins | 3 | 2 | 1 | 0 | 0/0 | 0/0 | 0 | 0 | 18 |
| G. Edwards | 3 | 3 | 0 | 0 | 0/0 | 0/0 | 0 | 0 | 18 |
| L. Jackson | 3 | 3 | 0 | 0 | 0/0 | 0/0 | 0 | 0 | 18 |
| R. Bateman | 2 | 0 | 2 | 0 | 0/0 | 0/0 | 0 | 0 | 12 |
| I. Likely | 2 | 0 | 2 | 0 | 0/0 | 0/0 | 0 | 0 | 12 |
| J. Oliver | 2 | 0 | 2 | 0 | 0/0 | 0/0 | 0 | 0 | 12 |
| T. Huntley | 1 | 1 | 0 | 0 | 0/0 | 0/0 | 0 | 0 | 6 |
| D. Robinson | 1 | 0 | 1 | 0 | 0/0 | 0/0 | 0 | 0 | 6 |
| TEAM | 31 | 13 | 17 | 1 | 29/30 | 28/31 | 1 | 0 | 301 |
| OPPONENTS | 27 | 10 | 17 | 0 | 23/24 | 21/25 | 1 | 0 | 250 |

| * RUSHING | NO. | YDS | AVG | LONG | TD |
|------------------|------------|--------------|------------|------------|-----------|
| L. Jackson | 112 | 764 | 6.8 | 79t | 3 |
| K. Drake | 93 | 422 | 4.5 | 40 | 3 |
| G. Edwards | 62 | 261 | 4.2 | 22 | 3 |
| J. Dobbins | 50 | 243 | 4.9 | 44 | 2 |
| J. Hill | 41 | 225 | 5.5 | 34 | 0 |
| D. Duvernay | 12 | 84 | 7.0 | 18 | 1 |
| T. Huntley | 19 | 72 | 3.8 | 14 | 1 |
| M. Davis | 8 | 18 | 2.3 | 10 | 0 |
| P. Ricard | 6 | 16 | 2.7 | 5 | 0 |
| M. Andrews | 3 | 8 | 2.7 | 4 | 0 |
| A. Brown | 3 | -5 | -1.7 | -1 | 0 |
| TEAM | 409 | 2,108 | 5.2 | 79t | 13 |
| OPPONENTS | 279 | 1,055 | 3.8 | 28 | 10 |

| * RECEIVING | TAR | NO. | YDS | AVG | LONG | TD |
|------------------|------------|------------|--------------|-------------|------------|-----------|
| M. Andrews | 92 | 58 | 671 | 11.6 | 25 | 5 |
| D. Robinson | 56 | 38 | 390 | 10.3 | 31 | 1 |
| D. Duvernay | 46 | 35 | 378 | 10.8 | 31 | 3 |
| I. Likely | 37 | 22 | 236 | 10.7 | 34 | 2 |
| R. Bateman | 28 | 15 | 285 | 19.0 | 75t | 2 |
| K. Drake | 21 | 15 | 70 | 4.7 | 15 | 1 |
| J. Oliver | 18 | 11 | 130 | 11.8 | 40 | 2 |
| P. Ricard | 13 | 11 | 74 | 6.7 | 19 | 0 |
| J. Hill | 10 | 10 | 39 | 3.9 | 10 | 0 |
| J. Proche II | 12 | 8 | 62 | 7.8 | 12 | 0 |
| D. Jackson | 10 | 7 | 134 | 19.1 | 62 | 0 |
| J. Dobbins | 6 | 6 | 39 | 6.5 | 20 | 1 |
| T. Wallace | 6 | 3 | 21 | 7.0 | 9 | 0 |
| M. Davis | 2 | 2 | 4 | 2.0 | 7 | 0 |
| G. Edwards | 2 | 0 | 0 | 0.0 | 0 | 0 |
| TEAM | 359 | 241 | 2,533 | 10.5 | 75t | 17 |
| OPPONENTS | 447 | 314 | 3,490 | 11.1 | 60t | 17 |

| * INTERCEPTIONS | NO. | YDS | AVG | LONG | TD |
|------------------|-----------|------------|------------|-----------|----------|
| M. Williams | 4 | 33 | 8.3 | 33 | 0 |
| M. Humphrey | 3 | 26 | 8.7 | 26 | 0 |
| P. Queen | 2 | 11 | 5.5 | 11 | 0 |
| R. Smith | 1 | 19 | 19.0 | 19 | 0 |
| M. Peters | 1 | 8 | 8.0 | 8 | 0 |
| J. Houston | 1 | 5 | 5.0 | 5 | 0 |
| J. Pierre-Paul | 1 | 3 | 3.0 | 3 | 0 |
| J. Bynes | 1 | 0 | 0.0 | 0 | 0 |
| TEAM | 14 | 105 | 7.5 | 33 | 0 |
| OPPONENTS | 9 | 53 | 5.9 | 27 | 0 |

| * OFFENSIVE FUMBLES | FUM | LST | REC | TD |
|---------------------|-----------|----------|----------|----------|
| L. Jackson | 5 | 2 | 2 | 0 |
| G. Edwards | 1 | 1 | 0 | 0 |
| J. Hill | 2 | 1 | 0 | 0 |
| R. Bateman | 1 | 1 | 0 | 0 |
| M. Davis | 1 | 0 | 2 | 0 |
| T. Huntley | 1 | 0 | 1 | 0 |
| M. Andrews | 1 | 0 | 0 | 0 |
| T. Linderbaum | 1 | 0 | 0 | 0 |
| K. Drake | 1 | 0 | 0 | 0 |
| D. Duvernay | 0 | 0 | 1 | 0 |
| B. Cleveland | 0 | 0 | 1 | 0 |
| TEAM | 14 | 5 | 7 | 0 |
| OPPONENTS | 16 | 9 | 4 | 0 |

| * PUNTING | NO. | YDS | AVG | NET | TB | IN | LG | B |
|------------------|-----------|--------------|-------------|-------------|----------|-----------|-----------|----------|
| J. Stout | 46 | 2,146 | 46.7 | 41.1 | 6 | 21 | 69 | 0 |
| TEAM | 46 | 2,146 | 46.7 | 41.1 | 6 | 21 | 69 | 0 |
| OPPONENTS | 53 | 2,452 | 46.3 | 40.9 | 5 | 18 | 76 | 0 |

| * PUNT RETURNS | RET | FC | YDS | AVG | LONG | TD |
|------------------|-----------|-----------|------------|-------------|-----------|----------|
| D. Duvernay | 15 | 16 | 183 | 12.2 | 46 | 0 |
| TEAM | 15 | 16 | 183 | 12.2 | 46 | 0 |
| OPPONENTS | 20 | 13 | 137 | 6.9 | 18 | 0 |

| * KICKOFF RETURNS | NO. | YDS | AVG | LONG | TD |
|-------------------|-----------|------------|-------------|-------------|----------|
| D. Duvernay | 13 | 342 | 26.3 | 103t | 1 |
| J. Hill | 3 | 48 | 16.0 | 22 | 0 |
| P. Ricard | 1 | 15 | 15.0 | 15 | 0 |
| N. Boyle | 1 | 14 | 14.0 | 14 | 0 |
| TEAM | 18 | 419 | 23.3 | 103t | 1 |
| OPPONENTS | 18 | 387 | 21.5 | 47 | 0 |

| * FIELD GOALS | 1-19 | 20-29 | 30-39 | 40-49 | 50+ |
|------------------|------------|------------|--------------|------------|------------|
| J. Tucker | 0/0 | 8/8 | 10/10 | 4/4 | 6/9 |
| TEAM | 0/0 | 8/8 | 10/10 | 4/4 | 6/9 |
| OPPONENTS | 0/0 | 4/4 | 10/10 | 4/6 | 3/5 |

J. Tucker: (24G) (51G) (56G) (42G, 51G) (37G, 58G, 25G, 43G) (56LU, 34G, 23G) (32G, 34G, 55G) (22G, 61B, 30G) (32G, 41G) (32G, 37G) (27G, 29G, 55G, 24G, 67SH) (26G) (42G, 35G, 30G)
OPP: (45WL, 45G) (35G, 50G) (38G, 39G, 21G) (40G) (34G) (41G, 37G, 60B) (31G, 30G, 26G) (33G, 37G) (32G) (22G, 29G) (52G, 41G, 50G, 63SH) (40B)

2-Pt Conv: M. Andrews 1, TM 1-1, OPP 1-4

SACKS: J. Houston 9.0, C. Campbell 5.5, P. Queen 4.0, J. Madubuike 3.5, M. Humphrey 3.0, O. Oweh 2.0, T. Bowser 2.0, R. Smith 2.0, J. Pierre-Paul 2.0, T. Jones 1.0, J. Bynes 1.0, K. Hamilton 1.0, B. Washington 1.0, B. Copeland 1.0, M. Peters 1.0, (group) 0.0, **TM** 39.0, **OPP** 30.0

| * PASSING | ATT | CMP | YDS | CMP% | YDS/ATT | TD | TD% | INT | INT% | LONG | SACK/LOST | RATING |
|------------------|------------|------------|--------------|-------------|------------|-----------|------------|-----------|------------|------------|-----------------|-------------|
| L. Jackson | 326 | 203 | 2,242 | 62.3 | 6.9 | 17 | 5.2 | 7 | 2.1 | 75t | 26/114 | 91.1 |
| T. Huntley | 44 | 35 | 275 | 79.5 | 6.3 | 0 | 0.0 | 1 | 2.3 | 25 | 3/12 | 83.2 |
| A. Brown | 5 | 3 | 16 | 60.0 | 3.2 | 0 | 0.0 | 0 | 0.0 | 7 | 1/4 | 65.4 |
| J. Proche II | 1 | 0 | 0 | 0.0 | 0.0 | 0 | 0.0 | 1 | 100.0 | 0 | 0/0 | --- |
| TEAM | 376 | 241 | 2,533 | 64.1 | 6.7 | 17 | 4.5 | 9 | 2.4 | 75t | 30.0/130 | 88.7 |
| OPPONENTS | 463 | 314 | 3,490 | 67.8 | 7.5 | 17 | 3.7 | 14 | 3.0 | 60t | 39.0/250 | 89.6 |

2022 DEFENSIVE STATISTICS

2022 REGULAR SEASON BALTIMORE RAVENS DEFENSIVE STATS (THROUGH WEEK 14)

| PLAYER | TOTAL | TKL. | ASST | TFL | SACKS/YDS. | QBH | FR | FF | INT./YDS. | PD |
|-----------------------|------------|------------|------------|-----------|-------------------|-----------|----------|-----------|---------------|-----------|
| Queen, Patrick | 91 | 66 | 25 | 8 | 4.0/19.0 | 10 | 0 | 1 | 2/11 | 5 |
| Clark, Chuck | 77 | 49 | 28 | 0 | 0.0/0.0 | 0 | 1 | 1 | 0/0 | 1 |
| Humphrey, Marlon | 56 | 38 | 18 | 3 | 3.0/14.0 | 4 | 2 | 0 | 3/26 | 6 |
| Peters, Marcus | 44 | 33 | 11 | 2 | 1.0/12.0 | 1 | 2 | 2 | 1/8 | 6 |
| Smith, Roquan | 37 | 22 | 15 | 4 | 2.0/8.0 | 1 | 0 | 0 | 1/19 | 2 |
| Williams, Marcus | 36 | 28 | 8 | 1 | 0.0/0.0 | 0 | 1 | 0 | 4/33 | 6 |
| Stone, Geno | 35 | 32 | 3 | 0 | 0.0/0.0 | 0 | 1 | 1 | 0/0 | 1 |
| Hamilton, Kyle | 34 | 26 | 8 | 2 | 1.0/8.0 | 3 | 0 | 1 | 0/0 | 2 |
| Campbell, Calais | 33 | 17 | 16 | 4 | 5.5/48.5 | 14 | 0 | 2 | 0/0 | 2 |
| Oweh, Odafe | 33 | 24 | 9 | 6 | 2.0/17.0 | 7 | 1 | 1 | 0/0 | 0 |
| Washington, Broderick | 33 | 19 | 14 | 2 | 1.0/8.0 | 3 | 0 | 0 | 0/0 | 5 |
| Bynes, Josh | 29 | 19 | 10 | 2 | 1.0/7.0 | 1 | 0 | 0 | 1/0 | 2 |
| Madubuike, Justin | 28 | 14 | 14 | 6 | 3.5/12.5 | 6 | 0 | 0 | 0/0 | 3 |
| Harrison, Malik | 23 | 15 | 8 | 1 | 0.0/0.0 | 0 | 0 | 0 | 0/0 | 0 |
| Stephens, Brandon | 23 | 20 | 3 | 0 | 0.0/0.0 | 0 | 0 | 0 | 0/0 | 5 |
| Williams, Damarion | 20 | 12 | 8 | 1 | 0.0/0.0 | 0 | 0 | 0 | 0/0 | 2 |
| Pierre-Paul, Jason | 18 | 14 | 4 | 4 | 2.0/16.0 | 2 | 0 | 0 | 1/3 | 4 |
| Houston, Justin | 17 | 11 | 6 | 7 | 9.0/59.0 | 12 | 0 | 1 | 1/5 | 1 |
| Jones, Travis | 12 | 9 | 3 | 1 | 1.0/6.0 | 2 | 0 | 0 | 0/0 | 1 |
| Urban, Brent | 12 | 5 | 7 | 0 | 0.0/0.0 | 0 | 0 | 0 | 0/0 | 2 |
| Bowser, Tyus | 8 | 6 | 2 | 2 | 2.0/8.0 | 3 | 0 | 1 | 0/0 | 1 |
| Pierce, Michael | 6 | 4 | 2 | 0 | 0.0/0.0 | 1 | 0 | 1 | 0/0 | 0 |
| Armour-Davis, Jalyn | 5 | 3 | 2 | 1 | 0.0/0.0 | 0 | 0 | 0 | 0/0 | 1 |
| Copeland, Brandon | 5 | 2 | 3 | 1 | 1.0/7.0 | 1 | 0 | 0 | 0/0 | 0 |
| Kennard, Devon | 4 | 4 | 0 | 1 | 0.0/0.0 | 0 | 0 | 0 | 0/0 | 0 |
| Klein, A.J. | 4 | 3 | 1 | 1 | 0.0/0.0 | 0 | 0 | 0 | 0/0 | 0 |
| Fuller, Kyle | 3 | 3 | 0 | 0 | 0.0/0.0 | 0 | 0 | 0 | 0/0 | 0 |
| Attaochu, Jeremiah | 2 | 2 | 0 | 1 | 0.0/0.0 | 0 | 0 | 0 | 0/0 | 0 |
| Means, Steven | 1 | 1 | 0 | 0 | 0.0/0.0 | 0 | 0 | 0 | 0/0 | 0 |
| Washington, Ar'Darius | 1 | 1 | 0 | 0 | 0.0/0.0 | 0 | 0 | 0 | 0/0 | 0 |
| Welch, Kristian | 1 | 1 | 0 | 0 | 0.0/0.0 | 0 | 0 | 0 | 0/0 | 0 |
| (group) | -- | -- | -- | -- | 0.0/0.0 | -- | -- | -- | --/-- | -- |
| TOTALS | 731 | 503 | 228 | 61 | 39.0/250.0 | 71 | 8 | 12 | 14/105 | 58 |

ASST=Assist, TFL=Tackle for a Loss, Int.=Interception, FR=Fumble Recovery, FF=Forced Fumble, PD=Pass Defense

2022 RAVENS SPECIAL TEAMS

| POS. | PLAYER | TTL. | SOLO | ASST. |
|---------------|-----------------------|-----------|-----------|-----------|
| S | Hamilton, Kyle | 6 | 4 | 2 |
| RB | Hill, Justice | 5 | 5 | 0 |
| LS | Moore, Nick | 4 | 2 | 2 |
| LB | Phillips, Del'Shawn | 3 | 2 | 1 |
| CB | Seymour, Kevon | 3 | 3 | 0 |
| S | Stone, Geno | 3 | 2 | 1 |
| CB | Worley, Daryl | 3 | 2 | 1 |
| LB | Harrison, Malik | 2 | 1 | 1 |
| ILB | Ross, Josh | 2 | 1 | 1 |
| LB | Welch, Kristian | 2 | 2 | 0 |
| CB | Armour-Davis, Jalyn | 1 | 1 | 0 |
| TE | Boyle, Nick | 1 | 0 | 1 |
| ILB | Klein, A.J. | 1 | 1 | 0 |
| TE | Oliver, Josh | 1 | 1 | 0 |
| DB | Stephens, Brandon | 1 | 1 | 0 |
| K | Tucker, Justin | 1 | 1 | 0 |
| WR | Victor, Binjimen | 1 | 1 | 0 |
| S | Washington, Ar'Darius | 1 | 1 | 0 |
| WR | Webb, Raleigh | 1 | 0 | 1 |
| CB | Williams, Damarion | 1 | 0 | 1 |
| TOTALS | | 43 | 31 | 12 |

DEFENSIVE STATS BY RANK

| SACKS | | INTERCEPTIONS | | TACKLES FOR LOSS | | PASSES DEFENSED | | QBH | |
|-----------------------|-----|--------------------|-----|-----------------------|-----|-----------------------|-----|-----------------------|-----|
| PLAYER | NO. | PLAYER | NO. | PLAYER | NO. | PLAYER | NO. | PLAYER | NO. |
| Houston, Justin | 9.0 | Williams, Marcus | 4 | Queen, Patrick | 8 | Humphrey, Marlon | 6 | Campbell, Calais | 14 |
| Campbell, Calais | 5.5 | Humphrey, Marlon | 3 | Houston, Justin | 7 | Peters, Marcus | 6 | Houston, Justin | 12 |
| Queen, Patrick | 4.0 | Queen, Patrick | 2 | Madubuike, Justin | 6 | Williams, Marcus | 6 | Queen, Patrick | 10 |
| Madubuike, Justin | 3.5 | Bynes, Josh | 1 | Oweh, Odafe | 6 | Queen, Patrick | 5 | Oweh, Odafe | 7 |
| Humphrey, Marlon | 3.0 | Houston, Justin | 1 | Campbell, Calais | 4 | Stephens, Brandon | 5 | Madubuike, Justin | 6 |
| Bowser, Tyus | 2.0 | Peters, Marcus | 1 | Pierre-Paul, Jason | 4 | Washington, Broderick | 5 | Humphrey, Marlon | 4 |
| Oweh, Odafe | 2.0 | Pierre-Paul, Jason | 1 | Smith, Roquan | 4 | Pierre-Paul, Jason | 4 | Bowser, Tyus | 3 |
| Pierre-Paul, Jason | 2.0 | Smith, Roquan | 1 | Humphrey, Marlon | 3 | Madubuike, Justin | 3 | Hamilton, Kyle | 3 |
| Smith, Roquan | 2.0 | | | Bowser, Tyus | 2 | Bynes, Josh | 2 | Washington, Broderick | 3 |
| Bynes, Josh | 1.0 | | | Bynes, Josh | 2 | Campbell, Calais | 2 | Jones, Travis | 2 |
| Copeland, Brandon | 1.0 | | | Hamilton, Kyle | 2 | Hamilton, Kyle | 2 | Pierre-Paul, Jason | 2 |
| Hamilton, Kyle | 1.0 | | | Peters, Marcus | 2 | Smith, Roquan | 2 | Bynes, Josh | 1 |
| Jones, Travis | 1.0 | | | Washington, Broderick | 2 | Urban, Brent | 2 | Copeland, Brandon | 1 |
| Peters, Marcus | 1.0 | | | Armour-Davis, Jalyn | 1 | Williams, Damarion | 2 | Peters, Marcus | 1 |
| Washington, Broderick | 1.0 | | | Attaochu, Jeremiah | 1 | Armour-Davis, Jalyn | 1 | Pierce, Michael | 1 |
| | | | | Copeland, Brandon | 1 | Bowser, Tyus | 1 | Smith, Roquan | 1 |
| | | | | Harrison, Malik | 1 | Clark, Chuck | 1 | | |
| | | | | Jones, Travis | 1 | Houston, Justin | 1 | | |
| | | | | Kennard, Devon | 1 | Jones, Travis | 1 | | |
| | | | | Klein, A.J. | 1 | Stone, Geno | 1 | | |
| | | | | Williams, Damarion | 1 | | | | |
| | | | | Williams, Marcus | 1 | | | | |

FORCED FUMBLES

| PLAYER | NO. | PLAYER | NO. |
|------------------|-----|------------------|-----|
| Campbell, Calais | 2 | Humphrey, Marlon | 2 |
| Peters, Marcus | 2 | Peters, Marcus | 2 |
| Bowser, Tyus | 1 | Clark, Chuck | 1 |
| Clark, Chuck | 1 | Oweh, Odafe | 1 |
| Hamilton, Kyle | 1 | Stone, Geno | 1 |
| Houston, Justin | 1 | Williams, Marcus | 1 |
| Oweh, Odafe | 1 | | |
| Pierce, Michael | 1 | | |
| Queen, Patrick | 1 | | |
| Stone, Geno | 1 | | |

GAME-BY-GAME OFFENSE

2022 REGULAR SEASON RAVENS GAME-BY-GAME OFFENSE

| | 09/11 @ NYJ | 09/18 MIA | 09/25 @ NE | 10/02 BUF | 10/09 CIN | 10/16 @ NYG | 10/23 CLE | 10/27 @ TB | 11/07 @ NO | 11/20 CAR | 11/27 @ JAX | 12/04 DEN | 12/11 @ PIT | 12/17 @ CLE | 12/24 ATL | 01/01 PIT | 01/08 @ CIN | Totals |
|-------------------------|-------------------|--------------|------------------|--------------|--------------|-------------------|--------------|------------------|------------------|--------------|-------------------|--------------|-------------------|-------------------|--------------|--------------|-------------------|--------|
| FIRST DOWNS | | | | | | | | | | | | | | | | | | |
| Total | 13 | 23 | 19 | 22 | 22 | 23 | 17 | 27 | 23 | 19 | 24 | 20 | 18 | | | | | 270 |
| Rushing | 4 | 6 | 8 | 13 | 13 | 10 | 11 | 11 | 14 | 10 | 13 | 9 | 12 | | | | | 134 |
| Passing | 8 | 13 | 11 | 7 | 7 | 13 | 5 | 15 | 7 | 9 | 10 | 8 | 5 | | | | | 118 |
| Penalty | 1 | 4 | 0 | 2 | 2 | 0 | 1 | 1 | 2 | 0 | 1 | 3 | 1 | | | | | 18 |
| THIRD DOWNS | | | | | | | | | | | | | | | | | | |
| Attempts | 13 | 10 | 11 | 13 | 11 | 10 | 15 | 13 | 15 | 15 | 14 | 13 | 13 | | | | | 166 |
| Converted | 5 | 3 | 5 | 6 | 5 | 4 | 7 | 6 | 9 | 6 | 8 | 3 | 4 | | | | | 71 |
| Percentage | 38.5% | 30.0% | 45.5% | 46.2% | 45.5% | 40.0% | 46.7% | 46.2% | 60.0% | 40.0% | 57.1% | 23.1% | 30.8% | | | | | 42.8% |
| FOURTH DOWNS | | | | | | | | | | | | | | | | | | |
| Attempts | 0 | 3 | 0 | 2 | 1 | 0 | 2 | 1 | 0 | 0 | 1 | 3 | 2 | | | | | 15 |
| Converted | 0 | 1 | 0 | 1 | 0 | 0 | 2 | 0 | 0 | 0 | 0 | 3 | 1 | | | | | 8 |
| Percentage | 0 | 33.3% | 0 | 50.0% | 0.0% | 0 | 100.0% | 0.0% | 0 | 0 | 0.0% | 100.0% | 50.0% | | | | | 53.3% |
| TOT. OFFENSE | | | | | | | | | | | | | | | | | | |
| Net Yards | 274 | 473 | 394 | 296 | 325 | 406 | 254 | 453 | 319 | 308 | 415 | 285 | 309 | | | | | 4,511 |
| Plays | 53 | 54 | 59 | 64 | 61 | 58 | 63 | 74 | 65 | 66 | 68 | 69 | 61 | | | | | 815 |
| Avg./Play | 5.2 | 8.8 | 6.7 | 4.6 | 5.3 | 7.0 | 4.0 | 6.1 | 4.9 | 4.7 | 6.1 | 4.1 | 5.1 | | | | | 5.5 |
| RUSHING | | | | | | | | | | | | | | | | | | |
| Net Yards | 63 | 155 | 188 | 162 | 155 | 211 | 160 | 231 | 188 | 115 | 162 | 103 | 215 | | | | | 2,108 |
| Rush. Att. | 21 | 25 | 26 | 33 | 28 | 24 | 44 | 33 | 40 | 30 | 35 | 28 | 42 | | | | | 409 |
| Avg./Att. | 3.0 | 6.2 | 7.2 | 4.9 | 5.5 | 8.8 | 3.6 | 7.0 | 4.7 | 3.8 | 4.6 | 3.7 | 5.1 | | | | | 5.2 |
| PASSING | | | | | | | | | | | | | | | | | | |
| Net Yards | 211 | 318 | 206 | 134 | 170 | 195 | 94 | 222 | 131 | 193 | 253 | 182 | 94 | | | | | 2,403 |
| Attempts | 30 | 29 | 29 | 29 | 32 | 32 | 16 | 38 | 22 | 33 | 32 | 37 | 17 | | | | | 376 |
| Completions | 17 | 21 | 18 | 20 | 19 | 17 | 9 | 27 | 12 | 24 | 16 | 30 | 11 | | | | | 241 |
| Completion Pct | 56.7% | 72.4% | 62.1% | 69.0% | 59.4% | 53.1% | 56.3% | 71.1% | 54.5% | 72.7% | 50.0% | 81.1% | 64.7% | | | | | 64.1% |
| Avg. Gain Per Pass Play | 6.6 | 11.0 | 6.2 | 4.3 | 5.2 | 5.7 | 4.9 | 5.4 | 5.2 | 5.4 | 7.7 | 4.4 | 4.9 | | | | | 5.9 |
| Intercepted | 1 | 0 | 1 | 2 | 1 | 1 | 0 | 0 | 0 | 1 | 0 | 2 | 0 | | | | | 9 |
| Gross Yards | 213 | 318 | 218 | 144 | 174 | 210 | 120 | 238 | 133 | 209 | 254 | 198 | 104 | | | | | 2,533 |
| Sacked | 2.0 | 0.0 | 4.0 | 2.0 | 1.0 | 2.0 | 3.0 | 3.0 | 3.0 | 3.0 | 1.0 | 4.0 | 2.0 | | | | | 30.0 |
| Yards Lost | 2 | 0 | 12 | 10 | 4 | 15 | 26 | 16 | 2 | 16 | 1 | 16 | 10 | | | | | 130 |
| PENALTIES | | | | | | | | | | | | | | | | | | |
| Number | 5 | 1 | 2 | 9 | 6 | 10 | 3 | 7 | 5 | 10 | 3 | 3 | 5 | | | | | 69 |
| Yards | 29 | 5 | 10 | 70 | 48 | 74 | 53 | 101 | 31 | 93 | 20 | 15 | 46 | | | | | 595 |
| FUMBLES | | | | | | | | | | | | | | | | | | |
| Number | 1 | 1 | 1 | 0 | 1 | 2 | 1 | 0 | 1 | 0 | 3 | 1 | 2 | | | | | 14 |
| Lost | 0 | 0 | 1 | 0 | 0 | 1 | 1 | 0 | 0 | 0 | 2 | 0 | 0 | | | | | 5 |
| PUNTING | | | | | | | | | | | | | | | | | | |
| Yards | 291 | 81 | 133 | 152 | 79 | 95 | 181 | 210 | 193 | 251 | 53 | 303 | 124 | | | | | 2,146 |
| Punts | 6 | 2 | 3 | 3 | 2 | 2 | 3 | 4 | 4 | 7 | 1 | 6 | 3 | | | | | 46 |
| Net Avg. | 40.2 | 36.5 | 40.0 | 41.7 | 39.5 | 33.5 | 49.0 | 44.3 | 46.3 | 33.4 | 33.0 | 47.3 | 41.3 | | | | | 41.1 |
| Gross Avg. | 48.5 | 40.5 | 44.3 | 50.7 | 39.5 | 47.5 | 60.3 | 52.5 | 48.3 | 35.9 | 53.0 | 50.5 | 41.3 | | | | | 46.7 |
| Touchbacks | 1 | 0 | 0 | 1 | 0 | 1 | 1 | 0 | 0 | 1 | 1 | 0 | 0 | | | | | 6 |
| Punts Blocked | 0 | 0 | 0 | 0 | 0 | 0 | 0 | 0 | 0 | 0 | 0 | 0 | 0 | | | | | 0 |
| Punt Returns | 2 | 1 | 2 | 0 | 1 | 1 | 1 | 3 | 0 | 2 | 0 | 1 | 1 | | | | | 15 |
| Punt Return Yards | 17 | 5 | 55 | 0 | 4 | 12 | 46 | 27 | 0 | 5 | 0 | 3 | 9 | | | | | 183 |
| Punt Return Avg. | 8.5 | 5.0 | 27.5 | 0 | 4.0 | 12.0 | 46.0 | 9.0 | 0 | 2.5 | 0 | 3.0 | 9.0 | | | | | 12.2 |
| Inside 20 | 3 | 0 | 1 | 0 | 2 | 0 | 1 | 2 | 2 | 4 | 0 | 5 | 1 | | | | | 21 |
| Fair Catches | 2 | 0 | 0 | 1 | 1 | 3 | 0 | 0 | 3 | 3 | 0 | 3 | 0 | | | | | 16 |
| SCORING | | | | | | | | | | | | | | | | | | |
| Points | 24 | 38 | 37 | 20 | 19 | 20 | 23 | 27 | 27 | 13 | 27 | 10 | 16 | | | | | 301 |
| Q1 | 3 | 7 | 7 | 14 | 3 | 0 | 3 | 3 | 7 | 0 | 6 | 0 | 10 | | | | | 63 |
| Q2 | 7 | 21 | 7 | 6 | 7 | 10 | 10 | 0 | 7 | 3 | 3 | 3 | 3 | | | | | 87 |
| Q3 | 14 | 7 | 17 | 0 | 3 | 3 | 7 | 14 | 3 | 0 | 3 | 0 | 0 | | | | | 71 |
| Q4 | 0 | 3 | 6 | 0 | 6 | 7 | 3 | 10 | 10 | 10 | 15 | 7 | 3 | | | | | 80 |
| OT | 0 | 0 | 0 | 0 | 0 | 0 | 0 | 0 | 0 | 0 | 0 | 0 | 0 | | | | | 0 |
| TD Rushing | 0 | 1 | 1 | 1 | 0 | 1 | 2 | 1 | 2 | 1 | 1 | 1 | 1 | | | | | 13 |
| TD Passing | 3 | 3 | 4 | 1 | 1 | 1 | 0 | 2 | 1 | 0 | 1 | 0 | 0 | | | | | 17 |
| TD KO Returns | 0 | 1 | 0 | 0 | 0 | 0 | 0 | 0 | 0 | 0 | 0 | 0 | 0 | | | | | 1 |
| TD Punt Returns | 0 | 0 | 0 | 0 | 0 | 0 | 0 | 0 | 0 | 0 | 0 | 0 | 0 | | | | | 0 |
| TD Sp. Teams | 0 | 0 | 0 | 0 | 0 | 0 | 0 | 0 | 0 | 0 | 0 | 0 | 0 | | | | | 0 |
| TD Def. Returns | 0 | 0 | 0 | 0 | 0 | 0 | 0 | 0 | 0 | 0 | 0 | 0 | 0 | | | | | 0 |
| Total TDs | 3 | 5 | 5 | 2 | 1 | 2 | 2 | 3 | 3 | 1 | 2 | 1 | 1 | | | | | 31 |
| PAT Attempts | 3 | 5 | 5 | 2 | 1 | 2 | 2 | 3 | 3 | 1 | 2 | 1 | 1 | | | | | 31 |
| PAT Made | 3 | 5 | 4 | 2 | 1 | 2 | 2 | 3 | 3 | 1 | 2 | 1 | 1 | | | | | 30 |
| FG Attempts | 1 | 1 | 1 | 2 | 4 | 3 | 3 | 3 | 2 | 2 | 5 | 1 | 3 | | | | | 31 |
| FG Made | 1 | 1 | 1 | 2 | 4 | 2 | 3 | 2 | 2 | 2 | 4 | 1 | 3 | | | | | 28 |
| Safety | 0 | 0 | 0 | 0 | 0 | 0 | 0 | 0 | 0 | 0 | 0 | 0 | 0 | | | | | 0 |
| 2-Pt Attempts | 0 | 0 | 0 | 0 | 0 | 0 | 0 | 0 | 0 | 0 | 1 | 0 | 0 | | | | | 1 |
| 2-Pt Made | 0 | 0 | 0 | 0 | 0 | 0 | 0 | 0 | 0 | 0 | 1 | 0 | 0 | | | | | 1 |
| Time of Possession | 27:30 | 25:13 | 30:36 | 38:10 | 29:59 | 28:08 | 34:04 | 38:23 | 37:47 | 33:14 | 32:39 | 32:29 | 32:59 | | | | | 421:11 |
| KICKOFFS | | | | | | | | | | | | | | | | | | |
| Kickoff Returns | 0 | 1 | 1 | 2 | 1 | 0 | 0 | 3 | 1 | 0 | 3 | 3 | 3 | | | | | 18 |
| Kickoff Return Yards | 0 | 103 | 25 | 40 | 15 | 0 | 0 | 72 | 9 | 0 | 35 | 62 | 58 | | | | | 419 |
| Kickoff Return Avg. | 0 | 103.0 | 25.0 | 20.0 | 15.0 | 0 | 0 | 24.0 | 9.0 | 0 | 11.7 | 20.7 | 19.3 | | | | | 23.3 |

GAME-BY-GAME DEFENSE

2022 REGULAR SEASON RAVENS GAME-BY-GAME DEFENSE

| | 09/11 @ NYJ | 09/18 MIA | 09/25 @ NE | 10/02 BUF | 10/09 CIN | 10/16 @ NYG | 10/23 CLE | 10/27 @ TB | 11/07 @ NO | 11/20 CAR | 11/27 @ JAX | 12/04 DEN | 12/11 @ PIT | 12/17 @ CLE | 12/24 ATL | 01/01 PIT | 01/08 @ CIN | Totals |
|-------------------------|-------------------|--------------|------------------|--------------|--------------|-------------------|--------------|------------------|------------------|--------------|-------------------|--------------|-------------------|-------------------|--------------|--------------|-------------------|--------|
| FIRST DOWNS | | | | | | | | | | | | | | | | | | |
| Total | 24 | 27 | 22 | 22 | 20 | 18 | 18 | 20 | 13 | 13 | 18 | 12 | 23 | | | | | 250 |
| Rushing | 3 | 5 | 10 | 7 | 7 | 5 | 8 | 4 | 2 | 4 | 1 | 4 | 3 | | | | | 63 |
| Passing | 18 | 22 | 12 | 14 | 10 | 11 | 8 | 13 | 10 | 7 | 16 | 7 | 16 | | | | | 164 |
| Penalty | 3 | 0 | 0 | 1 | 3 | 2 | 2 | 3 | 1 | 2 | 1 | 1 | 4 | | | | | 23 |
| THIRD DOWNS | | | | | | | | | | | | | | | | | | |
| Attempts | 14 | 11 | 9 | 11 | 10 | 14 | 11 | 13 | 11 | 12 | 13 | 12 | 8 | | | | | 149 |
| Converted | 2 | 7 | 2 | 4 | 4 | 7 | 2 | 4 | 3 | 3 | 4 | 2 | 4 | | | | | 48 |
| Percentage | 14.3% | 63.6% | 22.2% | 36.4% | 40.0% | 50.0% | 18.2% | 30.8% | 27.3% | 25.0% | 30.8% | 16.7% | 50.0% | | | | | 32.2% |
| FOURTH DOWNS | | | | | | | | | | | | | | | | | | |
| Attempts | 4 | 2 | 2 | 1 | 1 | 0 | 1 | 1 | 1 | 1 | 3 | 0 | 0 | | | | | 17 |
| Converted | 3 | 2 | 1 | 1 | 0 | 0 | 1 | 1 | 1 | 0 | 2 | 0 | 0 | | | | | 12 |
| Percentage | 75.0% | 100.0% | 50.0% | 100.0% | 0.0% | 0 | 100.0% | 100.0% | 100.0% | 0.0% | 66.7% | 0 | 0 | | | | | 70.6% |
| TOT. OFFENSE | | | | | | | | | | | | | | | | | | |
| Net Yards | 380 | 547 | 447 | 326 | 291 | 238 | 336 | 349 | 243 | 205 | 332 | 272 | 329 | | | | | 4,295 |
| Plays | 79 | 69 | 63 | 62 | 59 | 62 | 56 | 62 | 49 | 54 | 61 | 52 | 53 | | | | | 781 |
| Avg./Play | 4.8 | 7.9 | 7.1 | 5.3 | 4.9 | 3.8 | 6.0 | 5.6 | 5.0 | 3.8 | 5.4 | 5.2 | 6.2 | | | | | 5.5 |
| RUSHING | | | | | | | | | | | | | | | | | | |
| Net Yards | 83 | 86 | 145 | 125 | 101 | 83 | 113 | 44 | 48 | 36 | 38 | 88 | 65 | | | | | 1,055 |
| Rush. Att. | 17 | 18 | 28 | 25 | 21 | 31 | 24 | 15 | 15 | 17 | 20 | 28 | 20 | | | | | 279 |
| Avg./Att. | 4.9 | 4.8 | 5.2 | 5.0 | 4.8 | 2.7 | 4.7 | 2.9 | 3.2 | 2.1 | 1.9 | 3.1 | 3.3 | | | | | 3.8 |
| PASSING | | | | | | | | | | | | | | | | | | |
| Net Yards | 297 | 461 | 302 | 201 | 190 | 155 | 223 | 305 | 195 | 169 | 294 | 184 | 264 | | | | | 3,240 |
| Attempts | 59 | 50 | 32 | 36 | 35 | 27 | 27 | 44 | 30 | 33 | 37 | 22 | 31 | | | | | 463 |
| Completions | 37 | 36 | 22 | 19 | 24 | 19 | 22 | 26 | 20 | 21 | 29 | 17 | 22 | | | | | 314 |
| Completion Pct | 62.7% | 72.0% | 68.8% | 52.8% | 68.6% | 70.4% | 81.5% | 59.1% | 66.7% | 63.6% | 78.4% | 77.3% | 71.0% | | | | | 67.8% |
| Avg. Gain Per Pass Play | 4.8 | 9.0 | 8.6 | 5.4 | 5.0 | 5.0 | 7.0 | 6.5 | 5.7 | 4.6 | 7.2 | 7.7 | 8.0 | | | | | 6.5 |
| Intercepted | 1 | 2 | 3 | 1 | 1 | 0 | 0 | 0 | 1 | 2 | 0 | 0 | 3 | | | | | 14 |
| Gross Yards | 309 | 469 | 321 | 213 | 217 | 173 | 258 | 325 | 223 | 196 | 321 | 189 | 276 | | | | | 3,490 |
| Sacked | 3.0 | 1.0 | 3.0 | 1.0 | 3.0 | 4.0 | 5.0 | 3.0 | 4.0 | 4.0 | 4.0 | 2.0 | 2.0 | | | | | 39.0 |
| Yards Lost | 12 | 8 | 19 | 12 | 27 | 18 | 35 | 20 | 28 | 27 | 27 | 5 | 12 | | | | | 250 |
| PENALTIES | | | | | | | | | | | | | | | | | | |
| Number | 6 | 8 | 3 | 4 | 4 | 3 | 6 | 4 | 5 | 9 | 4 | 4 | 2 | | | | | 62 |
| Yards | 81 | 51 | 16 | 31 | 20 | 25 | 45 | 35 | 40 | 66 | 19 | 48 | 15 | | | | | 492 |
| FUMBLES | | | | | | | | | | | | | | | | | | |
| Number | 2 | 0 | 3 | 2 | 0 | 1 | 3 | 1 | 0 | 2 | 2 | 0 | 0 | | | | | 16 |
| Lost | 1 | 0 | 1 | 1 | 0 | 1 | 2 | 1 | 0 | 1 | 1 | 0 | 0 | | | | | 9 |
| PUNTING | | | | | | | | | | | | | | | | | | |
| Yards | 253 | 82 | 100 | 136 | 154 | 185 | 173 | 267 | 232 | 265 | 206 | 288 | 111 | | | | | 2,452 |
| Punts | 6 | 2 | 2 | 3 | 4 | 4 | 3 | 5 | 5 | 6 | 3 | 7 | 3 | | | | | 53 |
| Net Avg. | 39.3 | 38.5 | 22.5 | 45.3 | 37.5 | 43.3 | 35.7 | 44.0 | 46.4 | 43.3 | 55.3 | 40.7 | 27.3 | | | | | 40.9 |
| Gross Avg. | 42.2 | 41.0 | 50.0 | 45.3 | 38.5 | 46.3 | 57.7 | 53.4 | 46.4 | 44.2 | 68.7 | 41.1 | 37.0 | | | | | 46.3 |
| Touchbacks | 0 | 0 | 0 | 0 | 0 | 0 | 1 | 1 | 0 | 0 | 2 | 0 | 1 | | | | | 5 |
| Punts Blocked | 0 | 0 | 0 | 0 | 0 | 0 | 0 | 0 | 0 | 0 | 0 | 0 | 0 | | | | | 0 |
| Punt Returns | 2 | 1 | 2 | 1 | 0 | 1 | 2 | 3 | 1 | 2 | 0 | 3 | 2 | | | | | 20 |
| Punt Return Yards | 30 | 8 | 13 | 7 | 0 | 8 | 14 | 33 | 8 | -3 | 0 | 19 | 0 | | | | | 137 |
| Punt Return Avg. | 15.0 | 8.0 | 6.5 | 7.0 | 0 | 8.0 | 7.0 | 11.0 | 8.0 | -1.5 | 0 | 6.3 | 0.0 | | | | | 6.9 |
| Inside 20 | 2 | 1 | 0 | 1 | 0 | 2 | 1 | 2 | 2 | 4 | 1 | 2 | 0 | | | | | 18 |
| Fair Catches | 3 | 0 | 0 | 0 | 2 | 0 | 0 | 1 | 2 | 2 | 0 | 2 | 1 | | | | | 13 |
| SCORING | | | | | | | | | | | | | | | | | | |
| Points | 9 | 42 | 26 | 23 | 17 | 24 | 20 | 22 | 13 | 3 | 28 | 9 | 14 | | | | | 250 |
| Q1 | 0 | 0 | 0 | 3 | 0 | 0 | 10 | 10 | 0 | 0 | 0 | 3 | 7 | | | | | 33 |
| Q2 | 3 | 7 | 13 | 7 | 10 | 7 | 0 | 0 | 3 | 0 | 10 | 3 | 0 | | | | | 63 |
| Q3 | 0 | 7 | 7 | 10 | 0 | 3 | 3 | 0 | 3 | 3 | 0 | 3 | 0 | | | | | 39 |
| Q4 | 6 | 28 | 6 | 3 | 7 | 14 | 7 | 12 | 7 | 0 | 18 | 0 | 7 | | | | | 115 |
| OT | 0 | 0 | 0 | 0 | 0 | 0 | 0 | 0 | 0 | 0 | 0 | 0 | 0 | | | | | 0 |
| TD Rushing | 0 | 0 | 3 | 1 | 1 | 1 | 2 | 1 | 0 | 0 | 0 | 0 | 1 | | | | | 10 |
| TD Passing | 1 | 6 | 0 | 1 | 1 | 2 | 0 | 1 | 1 | 0 | 3 | 0 | 1 | | | | | 17 |
| TD KO Returns | 0 | 0 | 0 | 0 | 0 | 0 | 0 | 0 | 0 | 0 | 0 | 0 | 0 | | | | | 0 |
| TD Punt Returns | 0 | 0 | 0 | 0 | 0 | 0 | 0 | 0 | 0 | 0 | 0 | 0 | 0 | | | | | 0 |
| TD Sp. Teams | 0 | 0 | 0 | 0 | 0 | 0 | 0 | 0 | 0 | 0 | 0 | 0 | 0 | | | | | 0 |
| TD Def. Returns | 0 | 0 | 0 | 0 | 0 | 0 | 0 | 0 | 0 | 0 | 0 | 0 | 0 | | | | | 0 |
| Total TDs | 1 | 6 | 3 | 2 | 2 | 3 | 2 | 2 | 1 | 0 | 3 | 0 | 2 | | | | | 27 |
| PAT Attempts | 1 | 6 | 3 | 2 | 2 | 3 | 2 | 2 | 1 | 0 | 3 | 0 | 2 | | | | | 27 |
| PAT Made | 0 | 6 | 2 | 2 | 2 | 3 | 2 | 1 | 1 | 0 | 3 | 0 | 2 | | | | | 24 |
| FG Attempts | 2 | 0 | 2 | 3 | 1 | 1 | 3 | 3 | 2 | 1 | 2 | 4 | 1 | | | | | 25 |
| FG Made | 1 | 0 | 2 | 3 | 1 | 1 | 2 | 3 | 2 | 1 | 2 | 3 | 0 | | | | | 21 |
| Safety | 0 | 0 | 0 | 0 | 0 | 0 | 0 | 0 | 0 | 0 | 0 | 0 | 0 | | | | | 0 |
| 2-Pt Attempts | 0 | 0 | 1 | 0 | 0 | 0 | 0 | 1 | 0 | 0 | 1 | 0 | 0 | | | | | 3 |
| 2-Pt Made | 0 | 0 | 0 | 0 | 0 | 0 | 0 | 0 | 0 | 0 | 1 | 0 | 0 | | | | | 1 |
| Time of Possession | 32:30 | 34:47 | 29:24 | 21:50 | 30:01 | 31:52 | 25:56 | 21:37 | 22:13 | 26:46 | 27:21 | 27:31 | 27:01 | | | | | 358:49 |
| KICKOFFS | | | | | | | | | | | | | | | | | | |
| Kickoff Returns | 2 | 1 | 2 | 2 | 2 | 1 | 1 | 0 | 2 | 1 | 0 | 3 | 1 | | | | | 18 |
| Kickoff Return Yards | 48 | 18 | 45 | 46 | 54 | 47 | 27 | 0 | 33 | 8 | 0 | 32 | 29 | | | | | 387 |
| Kickoff Return Avg. | 24.0 | 18.0 | 22.5 | 23.0 | 27.0 | 47.0 | 27.0 | 0 | 16.5 | 8.0 | 0 | 10.7 | 29.0 | | | | | 21.5 |

LONGEST PLAYS FROM SCRIMMAGE

| RAVENS | | | | | | OPPONENT | | | | | |
|---------------|-----------------|-----|--|-------|----------|----------|-----------------|-----|---|-------|----------|
| DATE | OPPONENT | QTR | RAVENS PLAYER | YARDS | SCORE | DATE | OPPONENT | QTR | OPP. PLAYER | YARDS | SCORE |
| 09/18 | Miami | 3 | Lamar Jackson run | 79T | L, 42-38 | 09/18 | Miami | 4 | Tua Tagovailoa -> Tyreek Hill | 60T | L, 38-42 |
| 09/18 | Miami | 2 | Lamar Jackson -> Rashod Bateman | 75T | L, 42-38 | 09/18 | Miami | 2 | Tua Tagovailoa -> Jaylen Waddle | 59 | L, 38-42 |
| 11/27 | at Jacksonville | 4 | Lamar Jackson -> DeSean Jackson | 62 | L, 28-27 | 10/23 | Cleveland | 1 | Jacoby Brissett -> Amari Cooper | 55 | W, 20-23 |
| 09/11 | at N.Y. Jets | 3 | Lamar Jackson -> Rashod Bateman | 55T | W, 24-9 | 10/27 | at Tampa Bay | 4 | Tom Brady -> Mike Evans | 51 | W, 22-27 |
| 12/11 | at Pittsburgh | 1 | J.K. Dobbins run | 44 | W, 16-14 | 09/18 | Miami | 4 | Tua Tagovailoa -> Tyreek Hill | 48T | L, 38-42 |
| 10/27 | at Tampa Bay | 4 | Kenyan Drake run | 40 | W, 27-22 | 10/27 | at Tampa Bay | 1 | Tom Brady -> Chris Godwin | 44 | W, 22-27 |
| 11/27 | at Jacksonville | 3 | Lamar Jackson -> Josh Oliver | 40 | L, 28-27 | 12/11 | at Pittsburgh | 1 | Mitch Trubisky -> George Pickens | 42 | W, 14-16 |
| 09/25 | at New England | 3 | Lamar Jackson run | 38 | W, 37-26 | 11/07 | at New Orleans | 4 | Andy Dalton -> Juwan Johnson | 41T | W, 13-27 |
| 09/25 | at New England | 4 | Lamar Jackson -> Rashod Bateman | 35 | W, 37-26 | 09/25 | at New England | 1 | Mac Jones -> DeVante Parker | 40 | W, 26-37 |
| 09/18 | Miami | 2 | Lamar Jackson -> Isaiah Likely | 34 | L, 42-38 | 12/04 | Denver | 2 | Russell Wilson -> Jerry Jeudy | 40 | W, 9-10 |
| 09/25 | at New England | 3 | Justice Hill run | 34 | W, 37-26 | 10/23 | Cleveland | 4 | Jacoby Brissett -> Donovan Peoples-Jones | 37 | W, 20-23 |
| 10/23 | Cleveland | 1 | Lamar Jackson -> Devin Duvernay | 31 | W, 23-20 | 12/11 | at Pittsburgh | 4 | Mitch Trubisky -> Dontae Johnson | 37 | W, 14-16 |
| 11/20 | Carolina | 2 | Lamar Jackson -> Demarcus Robinson | 31 | W, 13-3 | 09/25 | at New England | 3 | Mac Jones -> DeVante Parker | 36 | W, 26-37 |
| 10/16 | at N.Y. Giants | 2 | Kenyan Drake run | 30 | L, 24-20 | 11/20 | Carolina | 4 | Baker Mayfield -> Terrace Marshall Jr. | 34 | W, 3-13 |
| 10/16 | at N.Y. Giants | 2 | Kenyan Drake run | 30T | L, 24-20 | 09/18 | Miami | 3 | Tua Tagovailoa -> Jaylen Waddle | 33 | L, 38-42 |
| 11/20 | Carolina | 4 | Kenyan Drake run | 29 | W, 13-3 | 10/09 | Cincinnati | 2 | Joe Burrow -> Mike D. Thomas | 33 | W, 17-19 |
| 09/18 | Miami | 4 | Lamar Jackson -> Devin Duvernay | 26 | L, 42-38 | 09/25 | at New England | 1 | Mac Jones -> DeVante Parker | 31 | W, 26-37 |
| 10/23 | Cleveland | 2 | Lamar Jackson -> Rashod Bateman | 26 | W, 23-20 | 12/04 | Denver | 4 | Russell Wilson -> Greg Dulcich | 30 | W, 9-10 |
| 09/11 | at N.Y. Jets | 2 | Lamar Jackson -> Devin Duvernay | 25T | W, 24-9 | 11/27 | at Jacksonville | 4 | Trevor Lawrence -> Zay Jones | 29 | L, 27-28 |
| 09/18 | Miami | 2 | Lamar Jackson -> Mark Andrews | 25 | L, 42-38 | 09/18 | Miami | 4 | Chase Edmonds run | 28 | L, 38-42 |
| 09/25 | at New England | 4 | Lamar Jackson -> Mark Andrews | 25 | W, 37-26 | 09/25 | at New England | 4 | Mac Jones -> Nelson Agholor | 28 | W, 26-37 |
| 10/16 | at N.Y. Giants | 3 | Lamar Jackson run | 25 | L, 24-20 | 10/27 | at Tampa Bay | 2 | Tom Brady -> Mike Evans | 28 | W, 22-27 |
| 10/27 | at Tampa Bay | 3 | Lamar Jackson run | 25 | W, 27-22 | 11/27 | at Jacksonville | 2 | Trevor Lawrence -> JaMycal Hasty | 28T | L, 27-28 |
| 11/27 | at Jacksonville | 1 | Lamar Jackson -> Mark Andrews | 25 | L, 28-27 | 11/27 | at Jacksonville | 4 | Trevor Lawrence -> Zay Jones | 27 | L, 27-28 |
| 12/11 | at Pittsburgh | 2 | Tyler Huntley -> DeSean Jackson | 25 | W, 16-14 | 09/25 | at New England | 4 | Mac Jones -> Kendrick Bourne | 26 | W, 26-37 |
| 09/25 | at New England | 4 | Lamar Jackson -> Rashod Bateman | 24 | W, 37-26 | 09/25 | at New England | 3 | Mac Jones -> DeVante Parker | 25 | W, 26-37 |
| 11/07 | at New Orleans | 1 | Lamar Jackson -> Isaiah Likely | 24T | W, 27-13 | 12/11 | at Pittsburgh | 2 | Mitch Trubisky -> George Pickens | 25 | W, 14-16 |
| 11/20 | Carolina | 1 | Lamar Jackson -> Demarcus Robinson | 23 | W, 13-3 | 09/11 | at N.Y. Jets | 1 | Joe Flacco -> Elijah Moore | 24 | W, 9-24 |
| 12/11 | at Pittsburgh | 1 | Tyler Huntley -> Demarcus Robinson | 23 | W, 16-14 | 09/25 | at New England | 3 | Mac Jones -> DeVante Parker | 24 | W, 26-37 |
| 10/27 | at Tampa Bay | 4 | Gus Edwards run | 22 | W, 27-22 | 11/20 | Carolina | 3 | Baker Mayfield -> Terrace Marshall Jr. | 24 | W, 3-13 |
| 10/27 | at Tampa Bay | 1 | Lamar Jackson -> Mark Andrews | 22 | W, 27-22 | 11/27 | at Jacksonville | 1 | Trevor Lawrence -> Zay Jones | 24 | L, 27-28 |
| 12/04 | Denver | 2 | Tyler Huntley -> Mark Andrews | 22 | W, 10-9 | 11/27 | at Jacksonville | 2 | Trevor Lawrence -> JaMycal Hasty | 24 | L, 27-28 |
| 09/25 | at New England | 3 | Lamar Jackson -> Devin Duvernay | 21 | W, 37-26 | 10/02 | Buffalo | 3 | Josh Allen -> Stefon Diggs | 23 | L, 20-23 |
| 10/02 | Buffalo | 2 | Lamar Jackson -> Devin Duvernay | 21 | L, 23-20 | 10/27 | at Tampa Bay | 1 | Tom Brady -> Mike Evans | 23 | W, 22-27 |
| 10/09 | Cincinnati | 1 | Lamar Jackson -> Devin Duvernay | 21 | W, 19-17 | 09/11 | at N.Y. Jets | 2 | Michael Carter run | 22 | W, 9-24 |
| 10/16 | at N.Y. Giants | 3 | Kenyan Drake run | 21 | L, 24-20 | 09/25 | at New England | 2 | Mac Jones -> Kendrick Bourne | 22 | W, 26-37 |
| 09/25 | at New England | 4 | Lamar Jackson run | 20 | W, 37-26 | 10/23 | Cleveland | 1 | Jacoby Brissett -> David Njoku | 22 | W, 20-23 |
| 10/02 | Buffalo | 1 | Lamar Jackson -> J.K. Dobbins | 20 | L, 23-20 | 10/23 | Cleveland | 4 | Nick Chubb run | 22 | W, 20-23 |
| 10/09 | Cincinnati | 3 | Lamar Jackson -> Mark Andrews | 20 | W, 19-17 | 12/04 | Denver | 2 | Russell Wilson -> Greg Dulcich | 22 | W, 9-10 |
| 11/20 | Carolina | 3 | Lamar Jackson -> Demarcus Robinson | 20 | W, 13-3 | 09/18 | Miami | 4 | Tua Tagovailoa -> Tyreek Hill | 21 | L, 38-42 |
| | | | | | | 10/02 | Buffalo | 3 | Josh Allen run | 20 | L, 20-23 |
| | | | | | | 10/02 | Buffalo | 4 | Josh Allen -> Dawson Knox | 20 | L, 20-23 |
| | | | | | | 10/27 | at Tampa Bay | 3 | Tom Brady -> Rachaad White | 20 | W, 22-27 |
| TOTALS | | | 40 - 1,238 (31.0), 6 TDS (13 RUNS, 2 TDS, 27 PASSES, 4 TDS) | | | | | | 43 - 1,352 (31.4), 4 TDS (4 RUNS, 0 TDS, 39 PASSES, 4 TDS) | | |

TEAM SUPERLATIVES

| HIGH | DATE | OPPONENT | OFFENSIVE CATEGORY | OPPONENT | DATE | LOW |
|--------|-------|-----------------------------------|---------------------------------------|--------------------------------------|-------|--------|
| 38 | 9/18 | vs. Miami | Points | vs. Denver | 12/4 | 10 |
| 21 | 9/18 | vs. Miami | Points in a Quarter | at Pittsburgh ...6 more at 0. | 12/11 | 0 |
| 28 | 9/18 | vs. Miami | Points in a Half | vs. Buffalo | 10/2 | 0 |
| 5 | 9/25 | at New England ...1 more at 5. | Total Touchdowns | at Pittsburgh ...3 more at 1. | 12/11 | 1 |
| 74 | 10/27 | at Tampa Bay | Total Plays | at N.Y. Jets | 9/11 | 53 |
| 473 | 9/18 | vs. Miami | Total Net Yards | vs. Cleveland | 10/23 | 254 |
| 27 | 10/27 | at Tampa Bay | Total First Downs | at N.Y. Jets | 9/11 | 13 |
| 14 | 11/7 | at New Orleans | First Downs Rushing | at N.Y. Jets | 9/11 | 4 |
| 15 | 10/27 | at Tampa Bay | First Downs Passing | at Pittsburgh ...1 more at 5. | 12/11 | 5 |
| 4 | 9/18 | vs. Miami | First Down Penalties | vs. Carolina ...2 more at 0. | 11/20 | 0 |
| 60% | 11/7 | at New Orleans | Third Down Efficiency | vs. Denver | 12/4 | 23% |
| 8.8 | 9/18 | vs. Miami | Average Yards Per Play | vs. Cleveland | 10/23 | 4 |
| 231 | 10/27 | at Tampa Bay | Total Net Yards Rushing | at N.Y. Jets | 9/11 | 63 |
| 44 | 10/23 | vs. Cleveland | Rushing Attempts | at N.Y. Jets | 9/11 | 21 |
| 8.8 | 10/16 | at N.Y. Giants | Rushing Average Yards | at N.Y. Jets | 9/11 | 3 |
| 2 | 11/7 | at New Orleans ...1 more at 2. | Rushing Touchdowns | vs. Cincinnati ...1 more at 0. | 10/9 | 0 |
| 318 | 9/18 | vs. Miami | Total Net Yards Passing | at Pittsburgh ...1 more at 94. | 12/11 | 94 |
| 38 | 10/27 | at Tampa Bay | Passing Attempts | vs. Cleveland | 10/23 | 16 |
| 30 | 12/4 | vs. Denver | Passing Completions | vs. Cleveland | 10/23 | 9 |
| 4 | 9/25 | at New England | Passing Touchdowns | at Pittsburgh ...3 more at 0. | 12/11 | 0 |
| 11 | 9/18 | vs. Miami | Passing Yards Average | vs. Buffalo | 10/2 | 4.3 |
| 2 | 12/4 | vs. Denver ...1 more at 2. | Passes Thrown for Interception | at Pittsburgh ...5 more at 0. | 12/11 | 0 |
| 4 | 12/4 | vs. Denver ...1 more at 4. | Times Sacked | vs. Miami | 9/18 | 0 |
| 26 | 10/23 | vs. Cleveland | Sack Yards Lost | vs. Miami | 9/18 | 0 |
| 7 | 11/20 | vs. Carolina | Total Punts | at Jacksonville | 11/27 | 1 |
| 303 | 12/4 | vs. Denver | Total Punt Yards | at Jacksonville | 11/27 | 53 |
| 60.3 | 10/23 | vs. Cleveland | Punt Gross Average Yards | vs. Carolina | 11/20 | 35.9 |
| 49 | 10/23 | vs. Cleveland | Punt Net Average Yards | at Jacksonville | 11/27 | 33 |
| 3 | 10/27 | at Tampa Bay | Punt Returns | at Jacksonville ...2 more at 0. | 11/27 | 0 |
| 55 | 9/25 | at New England | Punt Return Yards | at Jacksonville ...2 more at 0. | 11/27 | 0 |
| 46.0 | 10/23 | vs. Cleveland | Punt Return Yards Average | at Jacksonville ...2 more at 0.0. | 11/27 | 0.0 |
| 3 | 12/11 | at Pittsburgh ...3 more at 3. | Kickoff Returns | vs. Carolina ...3 more at 0. | 11/20 | 0 |
| 103 | 9/18 | vs. Miami | Kickoff Return Yards | vs. Carolina ...3 more at 0. | 11/20 | 0 |
| 10 | 11/20 | vs. Carolina ...1 more at 10. | Total Penalties | vs. Miami | 9/18 | 1 |
| 101 | 10/27 | at Tampa Bay | Penalty Yards | vs. Miami | 9/18 | 5 |
| 3 | 11/27 | at Jacksonville | Total Fumbles | vs. Carolina ...2 more at 0. | 11/20 | 0 |
| 2 | 11/27 | at Jacksonville | Fumbles Lost | at Pittsburgh ...8 more at 0. | 12/11 | 0 |
| 38:23 | 10/27 | at Tampa Bay | Time of Possession | vs. Miami | 9/18 | 25:13 |
| 2 | 12/4 | vs. Denver ...4 more at 2. | Turnovers | at Pittsburgh ...3 more at 0. | 12/11 | 0 |
| 78,827 | 9/11 | at N.Y. Jets | Attendance | at Jacksonville | 11/27 | 59,560 |



TEAM SUPERLATIVES

| HIGH | DATE | OPPONENT | DEFENSIVE CATEGORY | OPPONENT | DATE | LOW |
|--------|-------|----------------------------------|---------------------------------------|------------------------------------|-------|--------|
| 42 | 9/18 | vs. Miami | Points | vs. Carolina | 11/20 | 3 |
| 28 | 9/18 | vs. Miami | Points in a Quarter | at Pittsburgh ...11 more at 0. | 12/11 | 0 |
| 35 | 9/18 | vs. Miami | Points in a Half | vs. Carolina | 11/20 | 0 |
| 6 | 9/18 | vs. Miami | Total Touchdowns | vs. Denver ...1 more at 0. | 12/4 | 0 |
| 79 | 9/11 | at N.Y. Jets | Total Plays | at New Orleans | 11/7 | 49 |
| 547 | 9/18 | vs. Miami | Total Net Yards | vs. Carolina | 11/20 | 205 |
| 27 | 9/18 | vs. Miami | Total First Downs | vs. Denver | 12/4 | 12 |
| 10 | 9/25 | at New England | First Downs Rushing | at Jacksonville | 11/27 | 1 |
| 22 | 9/18 | vs. Miami | First Downs Passing | vs. Denver ...1 more at 7. | 12/4 | 7 |
| 4 | 12/11 | at Pittsburgh | First Down Penalties | at New England ...1 more at 0. | 9/25 | 0 |
| 64% | 9/18 | vs. Miami | Third Down Efficiency | at N.Y. Jets | 9/11 | 14% |
| 7.9 | 9/18 | vs. Miami | Average Yards Per Play | vs. Carolina ...1 more at 3.8. | 11/20 | 3.8 |
| 145 | 9/25 | at New England | Total Net Yards Rushing | vs. Carolina | 11/20 | 36 |
| 31 | 10/16 | at N.Y. Giants | Rushing Attempts | at New Orleans ...1 more at 15. | 11/7 | 15 |
| 5.2 | 9/25 | at New England | Rushing Average Yards | at Jacksonville | 11/27 | 1.9 |
| 3 | 9/25 | at New England | Rushing Touchdowns | vs. Denver ...5 more at 0. | 12/4 | 0 |
| 461 | 9/18 | vs. Miami | Total Net Yards Passing | at N.Y. Giants | 10/16 | 155 |
| 59 | 9/11 | at N.Y. Jets | Passing Attempts | vs. Denver | 12/4 | 22 |
| 37 | 9/11 | at N.Y. Jets | Passing Completions | vs. Denver | 12/4 | 17 |
| 6 | 9/18 | vs. Miami | Passing Touchdowns | vs. Denver ...3 more at 0. | 12/4 | 0 |
| 9 | 9/18 | vs. Miami | Passing Yards Average | vs. Carolina | 11/20 | 4.6 |
| 3 | 12/11 | at Pittsburgh ...1 more at 3. | Passes Thrown for Interception | vs. Denver ...4 more at 0. | 12/4 | 0 |
| 5 | 10/23 | vs. Cleveland | QB Sacks | vs. Buffalo ...1 more at 1. | 10/2 | 1 |
| 35 | 10/23 | vs. Cleveland | Sack Yards Lost | vs. Denver | 12/4 | 5 |
| 7 | 12/4 | vs. Denver | Total Punts | at New England ...1 more at 2. | 9/25 | 2 |
| 288 | 12/4 | vs. Denver | Total Punt Yards | vs. Miami | 9/18 | 82 |
| 68.7 | 11/27 | at Jacksonville | Punt Gross Average Yards | at Pittsburgh | 12/11 | 37 |
| 55.3 | 11/27 | at Jacksonville | Punt Net Average Yards | at New England | 9/25 | 22.5 |
| 3 | 12/4 | vs. Denver ...1 more at 3. | Punt Returns | at Jacksonville ...1 more at 0. | 11/27 | 0 |
| 33 | 10/27 | at Tampa Bay | Punt Return Yards | vs. Carolina | 11/20 | -3 |
| 15.0 | 9/11 | at N.Y. Jets | Punt Return Yards Average | vs. Carolina | 11/20 | -1.5 |
| 3 | 12/4 | vs. Denver | Kickoff Returns | at Jacksonville ...1 more at 0. | 11/27 | 0 |
| 54 | 10/9 | vs. Cincinnati | Kickoff Return Yards | at Jacksonville ...1 more at 0. | 11/27 | 0 |
| 9 | 11/20 | vs. Carolina | Total Penalties | at Pittsburgh | 12/11 | 2 |
| 81 | 9/11 | at N.Y. Jets | Penalty Yards | at Pittsburgh | 12/11 | 15 |
| 3 | 10/23 | vs. Cleveland ...1 more at 3. | Total Fumbles | at Pittsburgh ...4 more at 0. | 12/11 | 0 |
| 2 | 10/23 | vs. Cleveland | Fumbles Lost | at Pittsburgh ...4 more at 0. | 12/11 | 0 |
| 34:47 | 9/18 | vs. Miami | Time of Possession | at Tampa Bay | 10/27 | 21:37 |
| 4 | 9/25 | at New England | Turnovers | vs. Denver | 12/4 | 0 |
| 78,827 | 9/11 | at N.Y. Jets | Attendance | at Jacksonville | 11/27 | 59,560 |



INDIVIDUAL SUPERLATIVES

| CATEGORY | 2022 RAVENS INDIVIDUAL BEST | GAME | DATE | OPPONENT INDIVIDUAL BEST | GAME | DATE |
|------------------------------|-----------------------------------|---------|-------|-------------------------------------|---------|-------|
| Touchdowns | 2 Kenyan Drake ...4 more. | at NO | 11/07 | 2 Tyreek Hill ...1 more. | vs. MIA | 09/18 |
| Passes Attempted | 38 Lamar Jackson | at TB | 10/27 | 59 Joe Flacco | at NYJ | 09/11 |
| Passes Completed | 27 Tyler Huntley ...1 more. | vs. DEN | 12/04 | 37 Joe Flacco | at NYJ | 09/11 |
| Completion Percentage | 84.3 Tyler Huntley | vs. DEN | 12/04 | 81.4 Jacoby Brissett | vs. CLE | 10/23 |
| Passing Yards | 318 Lamar Jackson | vs. MIA | 09/18 | 469 Tua Tagovailoa | vs. MIA | 09/18 |
| Yards Per Attempt | 11.0 Lamar Jackson | vs. MIA | 09/18 | 10.0 Mac Jones | at NE | 09/25 |
| Touchdown Passes | 4 Lamar Jackson | at NE | 09/25 | 6 Tua Tagovailoa | vs. MIA | 09/18 |
| Receptions | 9 Demarcus Robinson ...1 more. | vs. CAR | 11/20 | 11 Zay Jones ...2 more. | at JAX | 11/27 |
| Receiving Yards | 128 Demarcus Robinson | vs. CAR | 11/20 | 190 Tyreek Hill | vs. MIA | 09/18 |
| Touchdown Receptions | 2 Mark Andrews ...1 more. | at NE | 09/25 | 2 Tyreek Hill ...1 more. | vs. MIA | 09/18 |
| Rushing Yards | 120 J.K. Dobbins | at PIT | 12/11 | 91 Nick Chubb | vs. CLE | 10/23 |
| Rushing Attempts | 24 Kenyan Drake | at NO | 11/07 | 22 Saquon Barkley | at NYG | 10/16 |
| Rushing Average | 13.2 Lamar Jackson | vs. MIA | 09/18 | 6.4 Josh Allen | vs. BUF | 10/02 |
| Rushing Touchdowns | 2 Kenyan Drake ...1 more. | at NO | 11/07 | 1 Najee Harris ...9 more. | at PIT | 12/11 |
| Yards From Scrimmage | 128 Demarcus Robinson | vs. CAR | 11/20 | 190 Tyreek Hill | vs. MIA | 09/18 |
| Combined Net Yards | 163 Devin Duvernay | at TB | 10/27 | 190 Tyreek Hill | vs. MIA | 09/18 |
| Interceptions Made | 2 Marcus Williams | vs. MIA | 09/18 | 2 Justin Simmons ...1 more. | vs. DEN | 12/04 |
| Interceptions Thrown | 2 Lamar Jackson | vs. BUF | 10/02 | 3 Mitch Trubisky ...1 more. | at PIT | 12/11 |
| INT Return Yards | 33 Marcus Williams | at NYJ | 09/11 | 27 Julian Love | at NYG | 10/16 |
| Tackles | 12 Patrick Queen ...1 more. | vs. CAR | 11/20 | 18 Josey Jewell ...1 more. | vs. DEN | 12/04 |
| Sacks | 2.5 Justin Houston | at NO | 11/07 | 3.0 Deatrich Wise Jr. | at NE | 09/25 |
| Punts | 7 Jordan Stout | vs. CAR | 11/20 | 7 Corliss Waitman | vs. DEN | 12/04 |
| Punts Inside the 20 | 5 Jordan Stout | vs. DEN | 12/04 | 4 Johnny Hekker | vs. CAR | 11/20 |
| Punting Average | 60.3 Jordan Stout | vs. CLE | 10/23 | 68.7 Logan Cooke | at JAX | 11/27 |
| Punt Returns | 3 Devin Duvernay | at TB | 10/27 | 3 Montrell Washington | vs. DEN | 12/04 |
| Punt Return Yards | 55 Devin Duvernay | at NE | 09/25 | 33 Jaelon Darden | at TB | 10/27 |
| Kickoff Returns | 3 Devin Duvernay ...1 more. | vs. DEN | 12/04 | 2 Montrell Washington ...5 more. | vs. DEN | 12/04 |
| Kickoff Return Yards | 103 Devin Duvernay | vs. MIA | 09/18 | 54 Chris Evans | vs. CIN | 10/09 |
| Field Goals Attempted | 5 Justin Tucker | at JAX | 11/27 | 4 Brandon McManus | vs. DEN | 12/04 |
| Field Goals Made | 4 Justin Tucker ...1 more. | at JAX | 11/27 | 3 Brandon McManus ...2 more. | vs. DEN | 12/04 |

| CATEGORY | 2022 RAVENS LONGEST PLAYS | GAME | DATE | OPPONENT INDIVIDUAL | GAME | DATE |
|---|---------------------------|---------|-------|---------------------|---------|-------|
| Run From Scrimmage | 79 Lamar Jackson | vs. MIA | 09/18 | 28 Chase Edmonds | vs. MIA | 09/18 |
| Touchdown Run | 79 Lamar Jackson | vs. MIA | 09/18 | 11 Josh Allen | vs. BUF | 10/02 |
| Passing Long | 75 Lamar Jackson | vs. MIA | 09/18 | 60 Tua Tagovailoa | vs. MIA | 09/18 |
| Touchdown Pass Long | 75 Lamar Jackson | vs. MIA | 09/18 | 60 Tua Tagovailoa | vs. MIA | 09/18 |
| Longest Reception | 75 Rashod Bateman | vs. MIA | 09/18 | 60 Tyreek Hill | vs. MIA | 09/18 |
| Touchdown Reception | 75 Rashod Bateman | vs. MIA | 09/18 | 60 Tyreek Hill | vs. MIA | 09/18 |
| Interception Return | 33 Marcus Williams | at NYJ | 09/11 | 27 Julian Love | at NYG | 10/16 |
| Longest Own Fumble Return | 12 Devin Duvernay | vs. CIN | 10/09 | | | |
| Longest Opponent's Fumble Return | | | | 12 Jabrill Peppers | at NE | 09/25 |
| Punt Return | 46 Devin Duvernay | vs. CLE | 10/23 | 18 Jaelon Darden | at TB | 10/27 |
| Kickoff Return | 103 Devin Duvernay | vs. MIA | 09/18 | 47 Gary Brightwell | at NYG | 10/16 |
| Punt | 69 Jordan Stout | vs. CLE | 10/23 | 76 Corey Bojorquez | vs. CLE | 10/23 |
| Field Goal | 58 Justin Tucker | vs. CIN | 10/09 | 52 Brandon McManus | vs. DEN | 12/04 |
| Field Goal Attempt | 67 Justin Tucker | at JAX | 11/27 | 63 Brandon McManus | vs. DEN | 12/04 |

TURNOVER TABLE

| DATE | OPPONENT | FORCED TURNOVERS | | | TURNOVERS CONVERTED | | | | | OUTCOME | |
|---------------------------------|-----------------|------------------|-----------|-----------|---------------------|----------|-----------|-------------|-------------|-----------|------------|
| | | FUM | INTS | TOTAL | TD | FG | PTS. | PTS. PCT. | TD PCT. | NET DIFF. | RESULT |
| 09/11 | Baltimore | 1 | 1 | 2 | 0 | 1 | 3 | 50.0 | 0.0 | +1 | W |
| | at N.Y. Jets | 0 | 1 | 1 | 1 | 0 | 6 | 100.0 | 100.0 | -1 | L |
| 09/18 | Baltimore | 0 | 2 | 2 | 1 | 0 | 7 | 50.0 | 100.0 | +2 | L |
| | Miami | 0 | 0 | 0 | 0 | 0 | 0 | 0.0 | 0.0 | -2 | W |
| 09/25 | Baltimore | 1 | 3 | 4 | 1 | 1 | 9 | 50.0 | 50.0 | +2 | W |
| | at New England | 1 | 1 | 2 | 1 | 0 | 7 | 50.0 | 100.0 | -2 | L |
| 10/02 | Baltimore | 1 | 1 | 2 | 1 | 1 | 10 | 100.0 | 50.0 | 0 | L |
| | Buffalo | 0 | 2 | 2 | 0 | 1 | 3 | 50.0 | 0.0 | 0 | W |
| 10/09 | Baltimore | 0 | 1 | 1 | 0 | 1 | 3 | 100.0 | 0.0 | 0 | W |
| | Cincinnati | 0 | 1 | 1 | 1 | 0 | 7 | 100.0 | 100.0 | 0 | L |
| 10/16 | Baltimore | 1 | 0 | 1 | 0 | 0 | 0 | 0.0 | 0.0 | -1 | L |
| | at N.Y. Giants | 1 | 1 | 2 | 1 | 0 | 7 | 50.0 | 100.0 | +1 | W |
| 10/23 | Baltimore | 2 | 0 | 2 | 1 | 0 | 7 | 50.0 | 100.0 | +1 | W |
| | Cleveland | 1 | 0 | 1 | 0 | 0 | 0 | 0.0 | 0.0 | -1 | L |
| 10/27 | Baltimore | 1 | 0 | 1 | 0 | 1 | 3 | 100.0 | 0.0 | +1 | W |
| | at Tampa Bay | 0 | 0 | 0 | 0 | 0 | 0 | 0.0 | 0.0 | -1 | L |
| 11/07 | Baltimore | 0 | 1 | 1 | 1 | 0 | 7 | 100.0 | 100.0 | +1 | W |
| | at New Orleans | 0 | 0 | 0 | 0 | 0 | 0 | 0.0 | 0.0 | -1 | L |
| 11/20 | Baltimore | 1 | 2 | 3 | 1 | 0 | 7 | 33.3 | 100.0 | +2 | W |
| | Carolina | 0 | 1 | 1 | 0 | 0 | 0 | 0.0 | 0.0 | -2 | L |
| 11/27 | Baltimore | 1 | 0 | 1 | 1 | 0 | 7 | 100.0 | 100.0 | -1 | L |
| | at Jacksonville | 2 | 0 | 2 | 1 | 1 | 10 | 100.0 | 50.0 | +1 | W |
| 12/04 | Baltimore | 0 | 0 | 0 | 0 | 0 | 0 | 0.0 | 0.0 | -2 | W |
| | Denver | 0 | 2 | 2 | 0 | 1 | 3 | 50.0 | 0.0 | +2 | L |
| 12/11 | Baltimore | 0 | 3 | 3 | 0 | 1 | 3 | 33.3 | 0.0 | +3 | W |
| | at Pittsburgh | 0 | 0 | 0 | 0 | 0 | 0 | 0.0 | 0.0 | -3 | L |
| 12/17 | at Cleveland | -- | -- | -- | -- | -- | -- | -- | -- | -- | -- |
| 12/24 | Atlanta | -- | -- | -- | -- | -- | -- | -- | -- | -- | -- |
| 01/01 | Pittsburgh | -- | -- | -- | -- | -- | -- | -- | -- | -- | -- |
| Sat./Sun., Jan. 7/8 - TBD | | -- | -- | -- | -- | -- | -- | -- | -- | -- | -- |
| RAVENS | | 9 | 14 | 23 | 7 | 6 | 66 | 56.5 | 53.8 | +9 | 9-4 |
| OPPONENTS | | 5 | 9 | 14 | 5 | 3 | 43 | 57.1 | 62.5 | -9 | 4-9 |

INSIDE THE 20

| RAVENS | | | | | | | | | | | | | | | | | | |
|---------------|-----------------|-----------|-----------|-----------|----------|----------|-----------|-----------|----------|----------|----------|----------|------------|----------|------------|-------------|-------------|------------|
| Date | Opponent | Pos | TD | PAT | 2-Pt. | Miss PAT | FG | FGA | Blk/MFG | INT | Fum | Dwns | Drive Ends | | | TD% | Score | |
| | | | | | | | | | | | | | Half | Game | Pts | | Pct. | Pts/Poss |
| 09/11 | at N.Y. Jets | 2 | 1 | 1 | 0 | 0 | 1 | 1 | 0 | 0 | 0 | 0 | 0 | 0 | 10 | 50.0 | 100.0 | 5.0 |
| 09/18 | Miami | 3 | 2 | 2 | 0 | 0 | 0 | 0 | 0 | 0 | 0 | 1 | 0 | 0 | 14 | 66.7 | 66.7 | 4.7 |
| 09/25 | at New England | 5 | 5 | 4 | 0 | 1 | 0 | 0 | 0 | 0 | 0 | 0 | 0 | 0 | 34 | 100.0 | 100.0 | 6.8 |
| 10/02 | Buffalo | 4 | 2 | 2 | 0 | 0 | 1 | 1 | 0 | 1 | 0 | 0 | 0 | 0 | 17 | 50.0 | 75.0 | 4.3 |
| 10/09 | Cincinnati | 3 | 1 | 1 | 0 | 0 | 2 | 2 | 0 | 0 | 0 | 0 | 0 | 0 | 13 | 33.3 | 100.0 | 4.3 |
| 10/16 | at N.Y. Giants | 3 | 1 | 1 | 0 | 0 | 2 | 2 | 0 | 0 | 0 | 0 | 0 | 0 | 13 | 33.3 | 100.0 | 4.3 |
| 10/23 | Cleveland | 4 | 2 | 2 | 0 | 0 | 2 | 2 | 0 | 0 | 0 | 0 | 0 | 0 | 20 | 50.0 | 100.0 | 5.0 |
| 10/27 | at Tampa Bay | 6 | 3 | 3 | 0 | 0 | 2 | 2 | 0 | 0 | 0 | 1 | 0 | 0 | 27 | 50.0 | 83.3 | 4.5 |
| 11/07 | at New Orleans | 4 | 2 | 2 | 0 | 0 | 2 | 2 | 0 | 0 | 0 | 0 | 0 | 0 | 20 | 50.0 | 100.0 | 5.0 |
| 11/20 | Carolina | 4 | 1 | 1 | 0 | 0 | 2 | 2 | 0 | 0 | 0 | 0 | 0 | 0 | 13 | 25.0 | 75.0 | 3.3 |
| 11/27 | at Jacksonville | 5 | 2 | 1 | 1 | 0 | 3 | 3 | 0 | 0 | 0 | 0 | 0 | 0 | 24 | 40.0 | 100.0 | 4.8 |
| 12/04 | Denver | 2 | 1 | 1 | 0 | 0 | 1 | 1 | 0 | 0 | 0 | 0 | 0 | 0 | 10 | 50.0 | 100.0 | 5.0 |
| 12/11 | at Pittsburgh | 3 | 1 | 1 | 0 | 0 | 2 | 2 | 0 | 0 | 0 | 0 | 0 | 0 | 13 | 33.3 | 100.0 | 4.3 |
| 12/17 | at Cleveland | -- | -- | -- | -- | -- | -- | -- | -- | -- | -- | -- | -- | -- | -- | -- | -- | -- |
| 12/24 | Atlanta | -- | -- | -- | -- | -- | -- | -- | -- | -- | -- | -- | -- | -- | -- | -- | -- | -- |
| 01/01 | Pittsburgh | -- | -- | -- | -- | -- | -- | -- | -- | -- | -- | -- | -- | -- | -- | -- | -- | -- |
| 01/08 | at Cincinnati | -- | -- | -- | -- | -- | -- | -- | -- | -- | -- | -- | -- | -- | -- | -- | -- | -- |
| TOTALS | | 48 | 24 | 22 | 1 | 1 | 20 | 20 | 0 | 1 | 0 | 2 | 0 | 0 | 228 | 50.0 | 91.7 | 4.8 |

| OPPONENT | | | | | | | | | | | | | | | | | | |
|---------------|-----------------|-----------|-----------|-----------|----------|----------|-----------|-----------|----------|----------|----------|----------|------------|----------|------------|-------------|-------------|------------|
| Date | Opponent | Pos | TD | PAT | 2-Pt. | Miss PAT | FG | FGA | Blk/MFG | INT | Fum | Dwns | Drive Ends | | | TD% | Score | |
| | | | | | | | | | | | | | Half | Game | Pts | | Pct. | Pts/Poss |
| 09/11 | at N.Y. Jets | 2 | 1 | 0 | 0 | 1 | 0 | 0 | 0 | 0 | 0 | 1 | 0 | 0 | 6 | 50.0 | 50.0 | 3.0 |
| 09/18 | Miami | 4 | 4 | 4 | 0 | 0 | 0 | 0 | 0 | 0 | 0 | 0 | 0 | 0 | 28 | 100.0 | 100.0 | 7.0 |
| 09/25 | at New England | 5 | 3 | 2 | 0 | 0 | 1 | 1 | 0 | 1 | 0 | 0 | 0 | 0 | 23 | 60.0 | 80.0 | 4.6 |
| 10/02 | Buffalo | 3 | 2 | 2 | 0 | 0 | 1 | 1 | 0 | 0 | 0 | 0 | 0 | 0 | 17 | 66.7 | 100.0 | 5.7 |
| 10/09 | Cincinnati | 3 | 2 | 2 | 0 | 0 | 0 | 0 | 0 | 0 | 0 | 1 | 0 | 0 | 14 | 66.7 | 66.7 | 4.7 |
| 10/16 | at N.Y. Giants | 5 | 3 | 3 | 0 | 0 | 1 | 1 | 0 | 0 | 0 | 0 | 0 | 1 | 24 | 60.0 | 80.0 | 4.8 |
| 10/23 | Cleveland | 4 | 2 | 2 | 0 | 0 | 2 | 2 | 0 | 0 | 0 | 0 | 0 | 0 | 20 | 50.0 | 100.0 | 5.0 |
| 10/27 | at Tampa Bay | 5 | 2 | 1 | 0 | 0 | 3 | 3 | 0 | 0 | 0 | 0 | 0 | 0 | 22 | 40.0 | 100.0 | 4.4 |
| 11/07 | at New Orleans | 2 | 0 | 0 | 0 | 0 | 2 | 2 | 0 | 0 | 0 | 0 | 0 | 0 | 6 | 0.0 | 100.0 | 3.0 |
| 11/20 | Carolina | 1 | 0 | 0 | 0 | 0 | 1 | 1 | 0 | 0 | 0 | 0 | 0 | 0 | 3 | 0.0 | 100.0 | 3.0 |
| 11/27 | at Jacksonville | 4 | 2 | 1 | 1 | 0 | 2 | 2 | 0 | 0 | 0 | 0 | 0 | 0 | 21 | 50.0 | 100.0 | 5.3 |
| 12/04 | Denver | 0 | 0 | 0 | 0 | 0 | 0 | 0 | 0 | 0 | 0 | 0 | 0 | 0 | 0 | 0.0 | 0.0 | 0.0 |
| 12/11 | at Pittsburgh | 4 | 2 | 2 | 0 | 0 | 0 | 1 | 1 | 1 | 0 | 0 | 0 | 0 | 14 | 50.0 | 50.0 | 3.5 |
| 12/17 | at Cleveland | -- | -- | -- | -- | -- | -- | -- | -- | -- | -- | -- | -- | -- | -- | -- | -- | -- |
| 12/24 | Atlanta | -- | -- | -- | -- | -- | -- | -- | -- | -- | -- | -- | -- | -- | -- | -- | -- | -- |
| 01/01 | Pittsburgh | -- | -- | -- | -- | -- | -- | -- | -- | -- | -- | -- | -- | -- | -- | -- | -- | -- |
| 01/08 | at Cincinnati | -- | -- | -- | -- | -- | -- | -- | -- | -- | -- | -- | -- | -- | -- | -- | -- | -- |
| TOTALS | | 42 | 23 | 19 | 1 | 1 | 13 | 14 | 1 | 2 | 0 | 2 | 0 | 1 | 198 | 54.8 | 85.7 | 4.7 |

FIRST DOWNS GAINED

2022 - REGULAR SEASON

(AS OF DEC 12, 2022, 4:14 AM PST)

| PLAYER | RUSH | REC. | TOTAL | 3RD DOWN CONVERSION | 4TH DOWN CONVERSION |
|--------------------|------------|------------|------------|---------------------|---------------------|
| Lamar Jackson | 47 | 0 | 47 | 20 | 2 |
| Mark Andrews | 3 | 38 | 41 | 10 | 2 |
| Kenyan Drake | 19 | 6 | 25 | 3 | 0 |
| Devin Duvernay | 7 | 18 | 25 | 9 | 0 |
| Gus Edwards | 21 | 0 | 21 | 8 | 1 |
| J.K. Dobbins | 15 | 3 | 18 | 0 | 0 |
| Demarcus Robinson | 0 | 18 | 18 | 6 | 0 |
| Isaiah Likely | 0 | 12 | 12 | 2 | 0 |
| Justice Hill | 10 | 1 | 11 | 1 | 0 |
| Rashod Bateman | 0 | 7 | 7 | 3 | 0 |
| Josh Oliver | 0 | 7 | 7 | 1 | 0 |
| Tyler Huntley | 6 | 0 | 6 | 1 | 3 |
| Patrick Ricard | 5 | 1 | 6 | 4 | 0 |
| DeSean Jackson | 0 | 4 | 4 | 2 | 0 |
| James Proche II | 0 | 3 | 3 | 1 | 0 |
| Mike Davis | 1 | 0 | 1 | 0 | 0 |
| Team (by penalty) | -- | -- | 18 | -- | -- |
| 2022 TOTALS | 134 | 118 | 270 | 71 | 8 |



COMPLETIONS BY DISTANCE

2022 REGULAR SEASON

| DATE | OPPONENT | QUARTERBACK | LOSS | 0-9 | 10-19 | 20-29 | 30-39 | 40-49 | 50+ |
|----------------------|-----------------|-------------|----------|----------------|---------------|---------------|----------|----------|--------------|
| 9/11 | at N.Y. Jets | Jackson | -- | 9 | 6 (1) | 1 (1) | -- | -- | 1 (1) |
| 9/18 | Miami | Jackson | -- | 10 (1) | 7 (1) | 2 | 1 | -- | 1 (1) |
| 9/25 | at New England | Jackson | -- | 9 (3) | 5 (1) | 3 | 1 | -- | -- |
| 10/2 | Buffalo | Jackson | 1 | 14 (1) | 3 | 2 | -- | -- | -- |
| 10/9 | Cincinnati | Jackson | -- | 14 | 3 (1) | 2 | -- | -- | -- |
| 10/16 | at N.Y. Giants | Jackson | -- | 4 | 13 (1) | -- | -- | -- | -- |
| 10/23 | Cleveland | Jackson | -- | 4 | 3 | 1 | 1 | -- | -- |
| 10/27 | at Tampa Bay | Jackson | 1 | 14 (1) | 11 (1) | 1 | -- | -- | -- |
| 11/7 | at New Orleans | Jackson | -- | 5 | 6 | 1 (1) | -- | -- | -- |
| 11/20 | Carolina | Jackson | 2 | 14 | 5 | 2 | 1 | -- | -- |
| 11/27 | at Jacksonville | Jackson | -- | 5 | 8 (1) | 1 | -- | 1 | 1 |
| 12/4 | Denver | Huntley | 2 | 16 | 8 | 1 | -- | -- | -- |
| | | Jackson | -- | 3 | -- | -- | -- | -- | -- |
| 12/11 | at Pittsburgh | Huntley | -- | 4 | 2 | 2 | -- | -- | -- |
| | | Brown | -- | 3 | -- | -- | -- | -- | -- |
| 12/17 | at Cleveland | -- | -- | -- | -- | -- | -- | -- | -- |
| 12/24 | Atlanta | -- | -- | -- | -- | -- | -- | -- | -- |
| 1/1 | Pittsburgh | -- | -- | -- | -- | -- | -- | -- | -- |
| 1/8 | at Cincinnati | -- | -- | -- | -- | -- | -- | -- | -- |
| PLAYER TOTALS | Jackson | 4 | 105 (6) | 70 (7) | 16 (2) | 4 | 1 | 3 (2) | |
| | Huntley | 2 | 20 | 10 | 3 | -- | -- | -- | |
| | Brown | -- | 3 | -- | -- | -- | -- | -- | |
| TEAM TOTALS | | | 6 | 128 (6) | 80 (7) | 19 (2) | 4 | 1 | 3 (2) |

THE LAST TIME IT HAPPENED

BY RAVENS

BY OPPONENT

RUSHING

| | | |
|--|--|---|
| * Never Has Happened * | 300 YARDS RUSHING | * Never Has Happened * |
| 204 YDs, Ray Rice @ Cleveland, 12/04/11 | 200 YARDS RUSHING | * Never Has Happened * |
| 120 YDs, J.K. Dobbins @ Pittsburgh, 12/11/22 | 100 YARDS RUSHING | 110 YDs, Dalvin Cook vs. Minnesota, 11/07/21 |
| 120 YDs, J.K. Dobbins @ Pittsburgh, 12/11/22 | 75+ YARD RUSHING | 91 YDs, Nick Chubb vs. Cleveland, 10/23/22 |
| * Never Has Happened * | FIVE TOUCHDOWNS RUSHING | * Never Has Happened * |
| * Never Has Happened * | FOUR TOUCHDOWNS RUSHING | * Never Has Happened * |
| 3 TDs, Mark Ingram II: (2, 19, 1) @ Kansas City, 09/22/19 | THREE TOUCHDOWNS RUSHING | 3 TDs, Nick Chubb: (14, 2, 88) vs. Cleveland, 09/29/19 |
| 2 TDs, Kenyan Drake: (1, 3) @ New Orleans, 11/07/22 | TWO TOUCHDOWNS RUSHING | 2 TDs, Josh Jacobs: (2, 15) @ Las Vegas, 09/13/21 |
| Lamar Jackson: (5, 17)/Gus Edwards: (11, 19) @ Cleveland, 12/14/20 | TWO PLAYERS WITH TWO TD RUSHING | * Never Has Happened * |
| 404 YDs, Baltimore 38, Cincinnati 3 @ Cincinnati, 01/03/21 | OVER 400 YARDS RUSHING (TEAM) | * Never Has Happened * |
| 308 YDs, Baltimore 48, Detroit 3 vs. Detroit, 12/13/09 | 300-399 YARDS RUSHING (TEAM) | * Never Has Happened * |
| 215 YDs, Baltimore 16, Pittsburgh 14 @ Pittsburgh, 12/11/22 | 200-299 YARDS RUSHING (TEAM) | 231 YDs, Chicago 27, Baltimore 24 vs. Chicago, 10/15/17 |

BY RAVENS

BY OPPONENT

RECEIVING

| | | |
|---|---|--|
| 108 YDs/104 YDs, Rashod Bateman/Mark Andrews vs. Miami, 09/18/22 | TWO 100-YARD RECEIVERS | 190 YDs/171 YDs, Tyreek Hill/Jaylen Waddle vs. Miami, 09/18/22 |
| 258 YDs, Qadry Ismail @ Pittsburgh, 12/12/99 | 200 YARDS RECEIVING | 201 YDs, Ja'Marr Chase vs. Cincinnati, 10/24/21 |
| 186 YDs, Steve Smith vs. Cincinnati, 09/27/15 | 150 YARDS RECEIVING | 156 YDs, DeVante Parker @ New England, 09/25/22 |
| 128 YDs, Demarcus Robinson vs. Carolina, 11/20/22 | 100 YARDS RECEIVING | 145 YDs, Zay Jones @ Jacksonville, 11/27/22 |
| * Never Has Happened * | FIVE TOUCHDOWN RECEPTIONS | * Never Has Happened * |
| 4 TDs, Marcus Robinson: (13, 50, 25, 9) vs. Seattle, 11/23/03 | FOUR TOUCHDOWN RECEPTIONS | * Never Has Happened * |
| 3 TDs, Torrey Smith: (74, 41, 18) @ St. Louis, 09/25/11 | THREE TOUCHDOWN RECEPTIONS | 3 TDs, A.J. Green: (4, 32, 7) @ Cincinnati, 09/13/18 |
| 2 TDs, Mark Andrews: (5, 16) @ New England, 09/25/22 | TWO TOUCHDOWN RECEPTIONS | 2 TDs/2 TDs, Tyreek Hill: (48, 60)/Jaylen Waddle: (6, 7) vs. Miami, 09/18/22 |
| Marquise Brown: (43, 5)/Mark Andrews: (5, 4) vs. Indianapolis, 10/11/21 | TWO PLAYERS WITH TWO TD RECEPTIONS | Tyreek Hill: (48, 60)/Jaylen Waddle: (6, 7) vs. Miami, 09/18/22 |

BY RAVENS

BY OPPONENT

PASSING

| | | |
|--|-------------------------------|--|
| * Never Has Happened * | 500 YARDS PASSING | 525 YDs, Joe Burrow @ Cincinnati, 12/26/21 |
| 442 YDs, Lamar Jackson vs. Indianapolis, 10/11/21 | 400 YARDS PASSING | 469 YDs, Tua Tagovailoa vs. Miami, 09/18/22 |
| 318 YDs, Lamar Jackson vs. Miami, 09/18/22 | 300 YARDS PASSING | 321 YDs, Trevor Lawrence @ Jacksonville, 11/27/22 |
| * Never Has Happened * | SEVEN TOUCHDOWN PASSES | 7 TDs, Peyton Manning: (24, 23, 28, 5, 2, 26, 78) @ Denver, 09/05/13 |
| * Never Has Happened * | SIX TOUCHDOWN PASSES | 6 TDs, Tua Tagovailoa: (6, 14, 2, 48, 60, 7) vs. Miami, 09/18/22 |
| 5 TDs, Lamar Jackson: (5, 1, 24, 33, 10) vs. N.Y. Jets, 12/12/19 | FIVE TOUCHDOWN PASSES | 6 TDs, Tua Tagovailoa: (6, 14, 2, 48, 60, 7) vs. Miami, 09/18/22 |
| 4 TDs, Lamar Jackson: (5, 16, 1, 4) @ New England, 09/25/22 | FOUR TOUCHDOWN PASSES | 6 TDs, Tua Tagovailoa: (6, 14, 2, 48, 60, 7) vs. Miami, 09/18/22 |
| 4 TDs, Lamar Jackson: (5, 16, 1, 4) @ New England, 09/25/22 | THREE TOUCHDOWN PASSES | 3 TDs, Trevor Lawrence: (28, 1, 10) @ Jacksonville, 11/27/22 |
| 56 ATT., Joe Flacco @ Cleveland, 10/07/18 | 50+ PASS ATTEMPTS | 50 ATT., Tua Tagovailoa vs. Miami, 09/18/22 |

THE LAST TIME IT HAPPENED

| | | |
|---|-----------------------------------|---|
| 40 ATT., Josh Johnson @ Cincinnati, 12/26/21 | 40+ PASS ATTEMPTS | 44 ATT., Tom Brady @ Tampa Bay, 10/27/22 |
| 4 INTs, Lamar Jackson vs. Cleveland, 11/28/21 | FOUR INTERCEPTIONS THROWN | 4 INTs, Andy Dalton @ Cincinnati, 09/10/17 |
| 4 INTs, Lamar Jackson vs. Cleveland, 11/28/21 | THREE INTERCEPTIONS THROWN | 3 INTs, Mitch Trubisky @ Pittsburgh, 12/11/22 |
| 2 INTs, Lamar Jackson vs. Buffalo, 10/02/22 | TWO INTERCEPTIONS THROWN | 3 INTs, Mitch Trubisky @ Pittsburgh, 12/11/22 |

| BY RAVENS | | BY OPPONENT |
|---|--|--|
| COMBINED YARDS | | |
| 107 YDs/324 YDs, Mark Ingram II/Lamar Jackson @ Miami, 09/08/19 | 100-YARD RUSHER AND 300-YARD PASSER | 165 YDs/342 YDs, Nick Chubb/Baker Mayfield vs. Cleveland, 09/29/19 |
| 108/104 YDs/318 YDs, Rashod Bateman/Mark Andrews/Lamar Jackson vs. Miami, 09/18/22 | 100-YARD RECEIVER AND 300-YARD PASSER | 145 YDs/321 YDs, Zay Jones/Trevor Lawrence @ Jacksonville, 11/27/22 |
| 119 YDs/106 YDs, Kenyan Drake/Mark Andrews @ N.Y. Giants, 10/16/22 | 100-YARD RUSHER AND 100-YARD RECEIVER | 133 YDs/113 YDs, Derrick Henry/Corey Davis vs. Tennessee, 11/22/20 |
| 119 YDs/318 YDs/108 YDs, Lamar Jackson/Lamar Jackson Rashod Bateman vs. Miami, 09/18/22 | 100-YARD RUSHER, 300-YARD PASSER, 100-YARD RECEIVER | 165 YDs/342 YDs/167 YDs, Nick Chubb/Baker Mayfield Jarvis Landry vs. Cleveland, 09/29/19 |

| BY RAVENS | | BY OPPONENT |
|--|--|---|
| DEFENSE | | |
| 17 YDs, Chuck Clark: (2:03)(Shotgun) 9-M. Stafford pass short middle intended for 89-T. Higbee INTERCEPTED by 36-C. Clark at LA 17, 36-C. Clark for 17 yards, TOUCHDOWN vs. Los Angeles Rams, 01/03/22 | INTERCEPTED PASS RETURNED FOR A TOUCHDOWN | 34 YDs, Tyrann Mathieu: (14:19) (Shotgun) 8-L.Jackson pass short right intended for 14-S.Watkins INTERCEPTED by 32-T.Mathieu at BLT 34. 32-T.Mathieu for 34 yards, TOUCHDOWN. vs. Kansas City, 09/19/21 |
| 65 YDs, Chuck Clark: (1:28) (Shotgun) 28-J.Taylor right end to BLT 36 for 9 yards (40-M.Harrison, 24-M.Peters). FUMBLES (24-M.Peters), RECOVERED by BLT-36-C.Clark at BLT 35. 36-C.Clark for 65 yards, TOUCHDOWN. @ Indianapolis, 11/08/20 | FUMBLE RETURNED FOR A TOUCHDOWN | 15 YDs, Myles Garrett: (:58) (Shotgun) T.Huntley sacked at BLT 12 for -8 yards (M.Garrett). FUMBLES (M.Garrett), RECOVERED by CLV-M.Garrett at BLT 15. M.Garrett for 15 yards, TOUCHDOWN. @ Cleveland, 12/12/21 |
| Matthew Judon: (11:01) 15-G.Minshew II sacked in End Zone for -3 yards, SAFETY (99-M.Judon). vs. Jacksonville, 12/20/20 | SAFETY SCORED | Malcom Brown: (10:53) 30-K.Dixon right tackle tackled in End Zone for -1 yards, SAFETY (90-M.Brown, 23-P.Chung). @ New England, 12/12/16 |
| Baltimore 21, Tennessee 0 @ Tennessee, 10/14/18 | SHUTOUT | Tampa Bay 25, Baltimore 0 vs. Tampa Bay, 09/15/02 |
| 4.0 SK, Peter Boulware vs. Minnesota, 01/07/02 | FOUR SACK GAME | 4.0 SK, Antwan Barnes @ San Diego, 12/18/11 |
| 3.0 SK, Calais Campbell @ Philadelphia, 10/18/20 | THREE SACK GAME | 3.0 SK, Deatrich Wise Jr. @ New England, 09/25/22 |
| 2.5 SK, Justin Houston @ New Orleans, 11/07/22 | TWO SACK GAME | 2.0 SK, DeShawn Williams vs. Denver, 12/04/22 |
| 89t YDs, Marcus Peters @ Cincinnati, 11/10/19 | 70+ YARD INTERCEPTION RETURN | 89t YDs, Darqueze Dennard vs. Cincinnati, 12/31/17 |
| 2 INTs, Marcus Williams vs. Miami, 09/18/22 | TWO INTERCEPTIONS | 2 INTs, Justin Simmons vs. Denver, 12/04/22 |
| * Never Has Happened * | THREE INTERCEPTIONS | 3 INTs, Anthony Henry vs. Cleveland, 11/18/01 |
| * Never Has Happened * | FOUR INTERCEPTIONS | * Never Has Happened * |
| 94 YDs, Baltimore 16, Pittsburgh 14 @ Pittsburgh, 12/11/22 | LESS THAN 100 NET PASSING YARDS | 48 YDs, Baltimore 38, Cincinnati 3 @ Cincinnati, 01/03/21 |
| 131 YDs, Baltimore 26, Atlanta 16 @ Atlanta, 12/02/18 | LESS THAN 150 YARDS NET OFFENSE | 146 YDs, Jacksonville 12, Baltimore 7 @ Jacksonville, 10/24/11 |
| 195 YDs, Baltimore 38, Cincinnati 3 @ Cincinnati, 01/03/21 | LESS THAN 200 YARDS NET OFFENSE | 186 YDs, Jacksonville 44, Baltimore 7 @ Jacksonville, 09/24/17 |
| 272 YDs, Baltimore 10, Denver 9 vs. Denver, 12/04/22 | LESS THAN 300 YARDS NET OFFENSE | 285 YDs, Baltimore 10, Denver 9 vs. Denver, 12/04/22 |
| 3 TO, Baltimore 16, Pittsburgh 14 @ Pittsburgh, 12/11/22 | FORCED THREE+ TURNOVERS | 3 TO, Pittsburgh 16, Baltimore 13 vs. Pittsburgh, 01/09/22 |

| BY RAVENS | | BY OPPONENT |
|--|---|--|
| SPECIAL TEAMS | | |
| 103 YDs, Devin Duvernay: 7-J.Sanders kicks 68 yards from MIA 35 to BLT -3. 13-D.Duvernay for 103 yards, TOUCHDOWN. vs. Miami, 09/18/22 | KICKOFF RETURNED FOR A TOUCHDOWN | 98 YDs, Kene Nwangwu: 9-J.Tucker kicks 63 yards from BLT 35 to MIN 02. 26-K.Nwangwu for 98 yards, TOUCHDOWN. vs. Minnesota, 11/07/21 |

THE LAST TIME IT HAPPENED

70 YDs, Cyrus Jones: (13:01) (Punt formation) 5-J.Townsend punts 52 yards to BLT 30, Center-47-T.Sieg. 27-C.Jones for 70 yards, TOUCHDOWN. vs. Oakland, 11/25/18

PUNT RETURNED FOR A TOUCHDOWN

85 YDs, Jamison Crowder: (5:11) (Punt formation) 4-S.Koch punts 45 yards to WAS 15, Center-46-M.Cox. 80-J.Crowder for 85 yards, TOUCHDOWN. vs. Washington, 10/09/16

*** Never Has Happened ***

Brent Urban: (:03) 6-T.Coons 51 yard field goal is BLOCKED (96-B.Urban), Center-47-C.Hughlett, Holder-8-A.Lee, RECOVERED by BLT-33-W.Hill at BLT 36. 33-W.Hill for 64 yards, TOUCHDOWN. @ Cleveland, 11/30/15

BLOCKED FIELD GOAL RETURNED FOR A TOUCHDOWN

Javorius Allen: (13:44) (Punt formation) 4-J.Berry punt is BLOCKED by 37-J.Allen, Center-60-G.Warren, RECOVERED by BLT-10-C.Moore at PIT 14. 10-C.Moore for 14 yards, TOUCHDOWN. vs. Pittsburgh, 11/06/16

BLOCKED PUNT RETURNED FOR A TOUCHDOWN

Tarell Basham: (12:13) (Punt formation) 4-S.Koch punt is BLOCKED by 93-T.Basham, Center-46-M.Cox, RECOVERED by NYJ-49-B.Bello at BLT 14. 49-B.Bello for 14 yards, TOUCHDOWN. vs. N.Y. Jets, 12/12/19

*** Never Has Happened ***

66 YDs, Justin Tucker: (:03) 9-J.Tucker 66 yard field goal is GOOD, Center-46-N.Moore, Holder-4-S.Koch. @ Detroit, 09/26/21

MADE FIELD GOAL OF 60 YARDS OR LONGER

55 YDs, Justin Tucker: (4:56) 9-J.Tucker 55 yard field goal is GOOD, Center-46-N.Moore, Holder-11-J.Stout. @ Jacksonville, 11/27/22

MADE FIELD GOAL OF 50-59 YARDS

52 YDs, Brandon McManus: (9:09) 8-B.McManus 52 yard field goal is GOOD, Center-46-J.Bobenmoyer, Holder-17-C.Waitman. vs. Denver, 12/04/22

61 YDs, Justin Tucker: (:04) 9-J.Tucker 61 yard field goal is BLOCKED (79-P.O'Connor), Center-46-N.Moore, Holder-11-J.Stout. @ Tampa Bay, 10/27/22

BLOCKED FIELD GOAL

40 YDs, Chris Boswell: (11:19) 9-C.Boswell 40 yard field goal is BLOCKED (93-C.Campbell), Center-46-C.Kuntz, Holder-6-P.Harvin. @ Pittsburgh, 12/11/22

Sam Koch: (12:13) (Punt formation) 4-S.Koch punt is BLOCKED by 93-T.Basham, Center-46-M.Cox, RECOVERED by NYJ-49-B.Bello at BLT 14. 49-B.Bello for 14 yards, TOUCHDOWN. vs. N.Y. Jets, 12/12/19

BLOCKED PUNT

Jordan Berry: (13:44) (Punt formation) 4-J.Berry punt is BLOCKED by 37-J.Allen, Center-60-G.Warren, RECOVERED by BLT-10-C.Moore at PIT 14. 10-C.Moore for 14 yards, TOUCHDOWN. vs. Pittsburgh, 11/06/16

Justin Tucker: 9-J.Tucker extra point is No Good, Hit Left Upright, Center-46-N.Moore, Holder-11-J.Stout. @ New England, 09/25/22

MISSED POINT AFTER TOUCHDOWN ATTEMPT

Greg Zuerlein: 6-G.Zuerlein extra point is No Good, Wide Left, Center-42-T.Hennessy, Holder-7-B.Mann. @ N.Y. Jets, 09/11/22

Patrick Murray [Lawrence Guy blocked]: 2-P.Murray extra point is Blocked (93-L.Guy), Center-47-C.Hughlett, Holder-4-B.Colquitt. DEFENSIVE TWO-POINT ATTEMPT. 36-T.Young recovered the blocked kick. ATTEMPT SUCCEEDS. @ Cleveland, 09/18/16

POINT AFTER TOUCHDOWN ATTEMPT BLOCKED

Justin Tucker [Vincent Taylor blocked]: 9-J.Tucker extra point is Blocked (96-V.Taylor), Center-46-M.Cox, Holder-4-S.Koch. DEFENSIVE TWO-POINT ATTEMPT. 20-T.Thomas recovered the blocked kick. ATTEMPT FAILS. @ Cleveland, 12/14/20

Chuck Clark: 9-J.Tucker kicks inside 6 yards from BLT 35 to BLT 41. RECOVERED by BLT-36-C.Clark. @ Cleveland, 12/12/21

SUCCESSFUL ONSIDE KICK

Johnathan Cyprien: 10-J.Scobee kicks inside 17 yards from JAX 35 to BLT 48. RECOVERED by JAX-37-J.Cyprien. vs. Jacksonville, 12/14/14

6 FG, Justin Tucker: (29, 24, 32, 49, 53, 61) @ Detroit, 12/16/13

SIX FIELD GOALS

6 FG, Kai Forbath: (52, 51, 43, 43, 34, 32) @ Minnesota, 10/22/17

5 FG, Justin Tucker: (48, 29, 48, 45, 39) vs. San Diego, 11/01/15

FIVE FIELD GOALS

6 FG, Kai Forbath: (52, 51, 43, 43, 34, 32) @ Minnesota, 10/22/17

4 FG, Justin Tucker: (27, 29, 55, 24) @ Jacksonville, 11/27/22

FOUR FIELD GOALS

4 FG, Chris Boswell: (52, 43, 24, 46) @ Pittsburgh, 12/10/17

3 FG, Justin Tucker: (42, 35, 30) @ Pittsburgh, 12/11/22

THREE FIELD GOALS

3 FG, Brandon McManus: (52, 41, 50) vs. Denver, 12/04/22

73 yds, Sam Koch @ New Orleans, 11/24/14

70+ YARD PUNT

70 yds, Logan Cooke @ Jacksonville, 11/27/22

BY RAVENS

BY OPPONENT

TEAM/MISCELLANEOUS

500 YDs, Baltimore 500, Minnesota 318 vs. Minnesota, 11/07/21

500 TOTAL YARDS OF OFFENSE

547 YDs, Miami 547, Baltimore 473 vs. Miami, 09/18/22

415 YDs, Baltimore 415, Jacksonville 332 @ Jacksonville, 11/27/22

400-499 TOTAL YARDS OF OFFENSE

447 YDs, New England 447, Baltimore 394 @ New England, 09/25/22

THE LAST TIME IT HAPPENED

ST: (6:11) (No Huddle, Shotgun) D.Carr sacked at OAK 33 for -5 yards (M.Judon). FUMBLES (M.Judon) [M.Judon], RECOVERED by BLT-T.Suggs at OAK 43. T.Suggs for 43 yards, TOUCHDOWN. Suggs' 3rd career touchdown.DEF: (8:16) L.Jackson left end for 5 yards, TOUCHDOWN.DEF: (11:20) (Shotgun) L.Jackson pass short right to M.Crabtree for 8 yards, TOUCHDOWN.OFF: (13:01) (Punt formation) J.Townsend punts 52 yards to BLT 30, Center-T.Sieg. C.Jones for 70 yards, TOUCHDOWN. vs. Oakland, 11/25/18

* Never Has Happened *

TOUCHDOWN ON OFFENSE, DEFENSE AND SPECIAL TEAMS

Lamar Jackson: TWO-POINT CONVERSION ATTEMPT. 8-L.Jackson pass to 89-M.Andrews is complete. ATTEMPT SUCCEEDS. @ Jacksonville, 11/27/22

MADE TWO-POINT CONVERSION

Trevor Lawrence: TWO-POINT CONVERSION ATTEMPT. 16-T.Lawrence pass to 7-Z.Jones is complete. ATTEMPT SUCCEEDS. @ Jacksonville, 11/27/22

Tyler Huntley: TWO-POINT CONVERSION ATTEMPT. 2-T.Huntley pass to 89-M.Andrews is incomplete. ATTEMPT FAILS. vs. Green Bay, 12/19/21

FAILED TWO-POINT CONVERSION

Rachaad White: TWO-POINT CONVERSION ATTEMPT. 29-R.White rushes right guard. ATTEMPT FAILS. @ Tampa Bay, 10/27/22

Baltimore 59, Miami 10 @ Miami, 09/08/19

50 POINTS

* Never Has Happened *

Baltimore 40, Jacksonville 14 vs. Jacksonville, 12/20/20

40 POINTS

Miami 42, Baltimore 38 vs. Miami, 09/18/22

Baltimore 34, Minnesota 31 vs. Minnesota, 11/07/21

OVERTIME WIN

Pittsburgh 16, Baltimore 13 vs. Pittsburgh, 01/09/22

Pittsburgh 16, Baltimore 13 vs. Pittsburgh, 01/09/22

OVERTIME LOSS

Baltimore 34, Minnesota 31 vs. Minnesota, 11/07/21

Baltimore 10, Philadelphia 10 vs. Philadelphia, 11/16/97

OVERTIME TIE

Baltimore 10, Philadelphia 10 vs. Philadelphia, 11/16/97

0 TO, Baltimore 16, Pittsburgh 14 @ Pittsburgh, 12/11/22

NO TURNOVERS

0 TO, Baltimore 10, Denver 9 vs. Denver, 12/04/22

40:31 TOP, Baltimore 38, Cincinnati 3 @ Cincinnati, 01/03/21

OVER 40:00 TIME OF POSSESSION (NON-OT)

40:03 TOP, Baltimore 31, Dallas 29 vs. Dallas, 10/14/12

Baltimore 34, L.A. Chargers 6 vs. L.A. Chargers, 10/17/21

WON GAME BY 20+ POINTS

Cincinnati 41, Baltimore 21 @ Cincinnati, 12/26/21

TEAM RECORD WHEN...

RAVENS 2022 REGULAR SEASON RECORD WHEN...

| CATEGORY | 2022 SEASON | | ALL-TIME | | CATEGORY | 2022 SEASON | | ALL-TIME | |
|-----------------------------------|-------------|--|-----------|--|--|-------------|--|-----------|--|
| | W-L-T | | W-L-T | | | W-L-T | | W-L-T | |
| OVERALL | 9-4 | | 242-187-1 | | IN SEPTEMBER | 2-1 | | 56-35 | |
| HOME | 4-2 | | 147-67-1 | | IN OCTOBER | 3-2 | | 48-55 | |
| RAVENS AT M&T BANK STADIUM | 4-2 | | 140-59 | | IN NOVEMBER | 2-1 | | 67-44-1 | |
| RAVENS ON THE ROAD | 5-2 | | 95-120 | | IN DECEMBER | 2-0 | | 65-46 | |
| RAVENS OUTDOORS | 8-4 | | 231-171-1 | | IN JANUARY | 0-0 | | 6-6 | |
| RAVENS INDOORS | 1-0 | | 9-16 | | | | | | |
| RAVENS SCORE FIRST | 7-4 | | 168-66-1 | | ON SUNDAY NIGHT | 1-0 | | 18-13 | |
| OPPONENT SCORES FIRST | 2-0 | | 74-121 | | ON THURSDAY NIGHT | 1-0 | | 9-6 | |
| RAVENS SCORE ON FIRST POSSESSION | 2-3 | | 102-53 | | ON MONDAY NIGHT | 1-0 | | 16-13 | |
| RAVENS SCORE 20 OR MORE POINTS | 5-4 | | 190-74 | | ON SATURDAY | 0-0 | | 4-1 | |
| RAVENS SCORE 19 OR LESS POINTS | 4-0 | | 52-113-1 | | DAY GAMES | 6-4 | | 196-154-1 | |
| RAVENS ALLOW 20 OR MORE | 3-4 | | 61-147 | | NIGHT GAMES | 3-0 | | 46-33 | |
| RAVENS ALLOW 19 OR LESS POINTS | 6-0 | | 181-40-1 | | | | | | |
| RAVENS LEAD AFTER 1ST QUARTER | 5-3 | | 143-41-1 | | VS. AFC NORTH OVERALL | 3-0 | | 71-52 | |
| RAVENS TRAIL AFTER 1ST QUARTER | 3-0 | | 49-101 | | VS. AFC NORTH AT HOME | 2-0 | | 42-20 | |
| SCORE TIED AFTER 1ST QUARTER | 1-1 | | 50-45 | | VS. AFC NORTH ON THE ROAD | 1-0 | | 29-32 | |
| RAVENS LEAD AT HALFTIME | 6-3 | | 187-40-1 | | | | | | |
| RAVENS TRAIL AT HALFTIME | 2-1 | | 40-129 | | VS. AFC | 6-3 | | 178-145 | |
| SCORE TIED AT HALFTIME | 1-0 | | 15-18 | | VS. AFC EAST | 2-2 | | 29-24 | |
| RAVENS LEAD AFTER 3RD QUARTER | 7-3 | | 202-36-1 | | VS. AFC SOUTH | 0-1 | | 23-19 | |
| RAVENS TRAIL AFTER 3RD QUARTER | 1-0 | | 33-142 | | VS. AFC WEST | 1-0 | | 29-22 | |
| SCORE TIED AFTER 3RD QUARTER | 1-1 | | 7-9 | | | | | | |
| GAME GOES TO OVERTIME | 0-0 | | 15-16-1 | | VS. NFC | 3-1 | | 64-42-1 | |
| RAVENS HAVE + TURNOVER RATIO | 7-1 | | 148-27 | | VS. NFC EAST | 0-1 | | 17-10-1 | |
| RAVENS HAVE - TURNOVER RATIO | 1-2 | | 42-121-1 | | VS. NFC SOUTH | 3-0 | | 15-8 | |
| TURNOVER RATIO EVEN | 1-1 | | 52-39 | | VS. NFC NORTH | 0-0 | | 11-9 | |
| RAVENS HAVE 30:00+TOP | 7-2 | | 176-68-1 | | VS. NFC WEST | 0-0 | | 18-10 | |
| RAVENS HAVE LESS THAN 30:00 TOP | 2-2 | | 66-119 | | | | | | |
| RAVENS HAVE 100-YARD RUSHER | 2-2 | | 86-30-1 | | RAVENS WEARING COLOR RUSH (ALL PURPLE) | 0-1 | | 5-2 | |
| RAVENS HAVE 300 NET PASSING YARDS | 0-1 | | 23-22 | | RAVENS WEARING BLACK JERSEYS W/ WHITE PANTS | 0-0 | | 7-6 | |
| RAVENS HAVE 300-YARD PASSER | 0-1 | | 28-28 | | RAVENS WEARING BLACK JERSEYS W/ BLACK PANTS | 1-0 | | 18-5 | |
| RAVENS HAVE 1 100-YARD RECEIVER | 1-1 | | 51-39 | | RAVENS WEARING BLACK JERSEYS W/ PURPLE PANTS | 0-0 | | 2-0 | |
| RAVENS HAVE 2 100-YARD RECEIVERS | 0-1 | | 3-4 | | | | | | |
| RAVENS SCORE A KR TD | 0-1 | | 5-6 | | | | | | |
| RAVENS SCORE A PR TD | 0-0 | | 12-3 | | | | | | |

REPLAY CHALLENGES

RAVENS

| Date | Opp. | Initial Ruling | Ruling Challenged | Ruling |
|---------------|---------------|---|-----------------------|---|
| 10/2 | vs. Buf. | L.Jackson scrambles left end ran ob at BLT 34 for 5 yards (K.Elam). | Short of line to gain | Upheld |
| 11/7 | at NO | A.Dalton sacked at BLT 41 for -2 yards (J.Houston). | Down by contact | Upheld |
| 11/20 | vs. Car. | J.Stout punts 41 yards to end zone, Center-N.Moore, Touchback. | Touchback | Reversed – J.Stout punts 35 yards to CAR 6, Center-N.Moore, downed by BLT-N.Moore. |
| 12/11 | at Pit. | T.Huntley scrambles right end to BLT 34 for 1 yard (T.Watt). | Short of line to gain | Upheld |
| TOTALS | 1-for-4 (25%) | | | |

OPPONENTS

| Date | Opp. | Initial Ruling | Ruling Challenged | Ruling |
|---------------|--------------|---|-----------------------|--------|
| 9/18 | vs. Mia. | T.Tagovailoa pass short left to J.Waddle to MIA 45 for 4 yards (M. Humphrey). | Short of line to gain | Upheld |
| 10/16 | at NYG | L.Jackson pass short middle to J.Oliver to NYG 32 for 12 yards (D.Belton). | Pass completion | Upheld |
| 10/23 | vs. Cle. | L.Jackson scrambles left end to BLT 25 for 7 yards (R.Harrison). | Not down by contact | Upheld |
| 11/27 | at Jax. | L.Jackson pass short right to D.Duvernay to BLT 46 for 5 yards (F.Oluokun). | Pass completion | Upheld |
| TOTALS | 0-for-4 (0%) | | | |

REPLAY ASSISTANT

Last two minutes of the half and overtime and any touchdown scoring play or turnover

| Date | Opp. | Initial Ruling | Ruling Challenged | Ruling |
|---------------|---------------|--|---------------------|--|
| 9/18 | vs. Mia. | L.Jackson right tackle for 1 yard, TOUCHDOWN. | Broke the plane | Reversed – runner did not break plane |
| 9/18 | vs. Mia. | L.Jackson pass deep middle to M.Andrews for 26 yards, TOUCHDOWN. | Broke the plane | Reversed – runner did not break plane |
| 9/18 | vs. Mia. | T.Tagovailoa pass incomplete deep left to J.Waddle | Incomplete pass | Reversed – T.Tagovailoa pass deep left intended for J.Waddle INTERCEPTED by M.Williams at BLT 20. |
| 9/25 | at NE | TWO-POINT CONVERSION ATTEMPT. M.Jones pass to R.Stevenson is complete. ATTEMPT SUCCEEDS. | Not down by contact | Reversed – TWO-POINT CONVERSION ATTEMPT. M.Jones pass to R.Stevenson is complete. ATTEMPT FAILS. |
| 10/16 | at NYG | L.Jackson pass short right to J.Oliver to NYG 12 for 4 yards (J.Love). | Pass completion | Reversed – L.Jackson pass incomplete short right to J.Oliver. |
| 10/27 | at TB | T.Brady pass deep left to J.Jones ran ob at BLT 39 for 22 yards | Pass completion | Reversed – T.Brady pass incomplete deep left to J.Jones |
| 11/27 | at Jax. | L.Jackson pass short right to M.Andrews to JAX 31 for 2 yards (F.Oluokun, R.Jenkins). FUMBLES (R.Jenkins), RECOVERED by JAX-R.Jenkins at JAX 30. | Ball was inbounds | Reversed – L.Jackson pass short right to M.Andrews to JAX 30 for 3 yards (F.Oluokun, R.Jenkins). FUMBLES (R.Jenkins), ball out of bounds at JAX 30. |
| 11/27 | at Jax. | L.Jackson up the middle for 6 yards, TOUCHDOWN. | Broke the plane | Reversed – L.Jackson up the middle to JAX 1 for 5 yards (A.Cisco, T.Walker). |
| 11/27 | at Jax. | T.Lawrence pass short right to M.Jones for 10 yards, TOUCHDOWN. | Pass completion | Upheld |
| 12/4 | vs. Den. | (Shotgun) R.Wilson pass short right to J.Jeudy to BLT 22 for 8 yards (K.Hamilton) | First down | Reversed – R.Wilson pass short right to J.Jeudy to BLT 23 for 7 yards (K.Hamilton). |
| 12/11 | at Pit. | M.Trubisky pass deep left intended for D.Johnson INTERCEPTED by M.Williams at BLT 1. Touchback. | Touchback | Reversed – M.Trubisky pass deep left intended for D.Johnson INTERCEPTED by M.Williams at BLT 1. M.Williams to BLT 1 for no gain. |
| TOTALS | 1-for-11 (9%) | | | |

REPLAY CHALLENGES

HARBAUGH CAREER CHALLENGE TOTALS

| REGULAR SEASON | | | | | POSTSEASON | | | | |
|----------------|------------|-----------|-----------|-------------|--------------|----------|----------|----------|-------------|
| Year | No. | Reversed | Upheld | Pct. | Year | No. | Reversed | Upheld | Pct. |
| 2008 | 7 | 3 | 4 | 42.9 | 2008 | 3 | 2 | 1 | 66.7 |
| 2009 | 11 | 6 | 5 | 54.6 | 2009 | 2 | 1 | 1 | 50.0 |
| 2010 | 9 | 1 | 8 | 11.1 | 2010 | 0 | 0 | 0 | 0.0 |
| 2011 | 12 | 8 | 4 | 66.7 | 2011 | 1 | 0 | 1 | 0.0 |
| 2012 | 6 | 3 | 3 | 50.0 | 2012 | 1 | 0 | 1 | 0.0 |
| 2013 | 12 | 7 | 5 | 58.3 | 2013 | - | - | - | - |
| 2014 | 8 | 1 | 7 | 12.5 | 2014 | 1 | 1 | 0 | 100.0 |
| 2015 | 8 | 3 | 5 | 37.5 | 2015 | - | - | - | - |
| 2016 | 5 | 2 | 3 | 40.0 | 2016 | - | - | - | - |
| 2017 | 9 | 5 | 4 | 55.6 | 2017 | - | - | - | - |
| 2018 | 6 | 3 | 3 | 50.0 | 2018 | 1 | 1 | 0 | 100.0 |
| 2019 | 6 | 0 | 6 | 0.0 | 2019 | 0 | 0 | 0 | 0.0 |
| 2020 | 6 | 3 | 3 | 50.0 | 2020 | 0 | 0 | 0 | 0.0 |
| 2021 | 6 | 3 | 3 | 50.0 | 2021 | - | - | - | - |
| 2022 | 4 | 1 | 3 | 25.0 | 2022 | - | - | - | - |
| Total | 115 | 49 | 66 | 42.6 | Total | 7 | 3 | 4 | 42.8 |





GAME 1: RAVENS 24, JETS 9

Baltimore (1-0) • N.Y. Jets (0-1)

Sunday, September 11, 2022 • 1:00 PM EDT • MetLife Stadium • N.Y. Jets
Rain and mid 70s Temp: 73° F, Humidity: 79%, Wind: W 3 mph • Attendance: 78,827 • Time: 3:03



| | | | | | | |
|-------------------------------|----------|----------|-----------|----------|----------|-----------|
| Baltimore Ravens | 3 | 7 | 14 | 0 | — | 24 |
| New York Jets | 0 | 3 | 0 | 6 | — | 9 |

SCORING DRIVES

| TEAM | QTR | TIME | SCORING PLAY | BAL | NYJ |
|--------|-----|-------|--|-----|-----|
| Ravens | 1 | 03:16 | J.Tucker 24 yd. Field Goal (4-7, 1:40) | 3 | 0 |
| Ravens | 2 | 03:45 | D.Duvernay 25 yd. pass from L.Jackson (J.Tucker kick) (3-62, 0:56) | 10 | 0 |
| Jets | 2 | 00:24 | G.Zuerlein 45 yd. Field Goal (8-48, 3:21) | 10 | 3 |
| Ravens | 3 | 07:14 | D.Duvernay 17 yd. pass from L.Jackson (J.Tucker kick) (6-44, 3:10) | 17 | 3 |
| Ravens | 3 | 02:06 | R.Bateman 55 yd. pass from L.Jackson (J.Tucker kick) (5-88, 2:31) | 24 | 3 |
| Jets | 4 | 01:00 | T.Conklin 3 yd. pass from J.Flacco (kick failed, wl) (11-43, 1:42) | 24 | 9 |

NEW YORK JETS (HEAD COACH: ROBERT SALEH)

| OFFENSE | | | DEFENSE | | |
|---------|----|----------------|---------|----|-------------------|
| WR | 8 | E. Moore | DE | 91 | J. Franklin-Myers |
| LT | 76 | G. Fant | DL | 98 | S. Rankins |
| LG | 78 | L. Tomlinson | DE | 95 | Q. Williams |
| C | 60 | C. McGovern | LB | 57 | C. Mosley |
| RG | 75 | A. Vera-Tucker | LB | 56 | Q. Williams |
| RT | 61 | M. Mitchell | LB | 58 | C. Lawson |
| TE | 81 | L. Cager | LB | 9 | K. Alexander |
| TE | 83 | T. Conklin | CB | 4 | D. Reed |
| TE | 87 | C. Uzomah | CB | 1 | S. Gardner |
| QB | 19 | J. Flacco | S | 29 | L. Joyner |
| RB | 32 | M. Carter | S | 3 | J. Whitehead |

BALTIMORE RAVENS (HEAD COACH: JOHN HARBAUGH)

| OFFENSE | | | DEFENSE | | |
|---------|----|---------------|---------|----|--------------|
| WR | 7 | R. Bateman | DT | 92 | J. Madubuike |
| WR | 13 | D. Duvernay | NT | 58 | M. Pierce |
| LT | 71 | J. James | DE | 93 | C. Campbell |
| LG | 72 | B. Powers | RUSH | 99 | O. Oweh |
| C | 64 | T. Linderbaum | MLB | 56 | J. Bynes |
| RG | 70 | K. Zeitler | WLB | 6 | P. Queen |
| RT | 78 | M. Moses | SAM | 40 | M. Harrison |
| TE | 89 | M. Andrews | CB | 23 | K. Fuller |
| QB | 8 | L. Jackson | SS | 36 | C. Clark |
| FB | 42 | P. Ricard | FS | 32 | M. Williams |
| RB | 17 | K. Drake | CB | 44 | M. Humphrey |

OFFICIALS: Referee: Craig Wrolstad (4), Umpire: Steve Woods (54), Down Judge: Jim Mello (48), Side Judge: Jeff Lamberth (21), Back Judge: Grantis Bell (27), Line Judge: Tripp Sutter (37), Field Judge: Jeff Shears, Replay Official: Kevin Stine, Replay Assistant: Gavin Anderson

BALTIMORE RAVENS

| PASSING | ATT | CP | YDS | SK/YD | TD | LG | INT | RTG |
|---------------|-----------|-----------|------------|------------|----------|------------|----------|-------------|
| Lamar Jackson | 30 | 17 | 213 | 2/2 | 3 | 55t | 1 | 98.3 |
| TOTAL | 30 | 17 | 213 | 2/2 | 3 | 55T | 1 | 98.3 |

| RUSHING | ATT | YDS | AVG | LG | TD |
|---------------|-----------|-----------|------------|-----------|----------|
| Kenyan Drake | 11 | 31 | 2.8 | 8 | 0 |
| Lamar Jackson | 6 | 17 | 2.8 | 8 | 0 |
| Mike Davis | 2 | 11 | 5.5 | 10 | 0 |
| Justice Hill | 2 | 4 | 2.0 | 3 | 0 |
| TOTAL | 21 | 63 | 3.0 | 10 | 0 |

| RECEIVING | NO | YDS | AVG | LG | TD |
|-------------------|-----------|------------|-------------|------------|----------|
| Mark Andrews | 5 | 52 | 10.4 | 17 | 0 |
| Devin Duvernay | 4 | 54 | 13.5 | 25t | 2 |
| Rashod Bateman | 2 | 59 | 29.5 | 55t | 1 |
| Demarcus Robinson | 2 | 19 | 9.5 | 11 | 0 |
| Justice Hill | 2 | 7 | 3.5 | 5 | 0 |
| Kenyan Drake | 1 | 15 | 15.0 | 15 | 0 |
| Patrick Ricard | 1 | 7 | 7.0 | 7 | 0 |
| TOTAL | 17 | 213 | 12.5 | 55T | 3 |

| TOP DEFENSE | TOT | SOLO | AST | SCK | YDS | INT |
|-----------------|-----|------|-----|-----|-----|-----|
| Marcus Williams | 12 | 10 | 2 | 0.0 | 0.0 | 1 |
| Patrick Queen | 9 | 5 | 4 | 0.5 | 2.5 | 0 |
| Chuck Clark | 8 | 4 | 4 | 0.0 | 0.0 | 0 |

| FIELD GOALS | FGM/FGA | PERCENT | RESULTS |
|---------------|------------|--------------|---------|
| Justin Tucker | 1-1 | 100.0 | 24G |
| TOTAL | 1-1 | 100.0 | |

NEW YORK JETS

| PASSING | ATT | CP | YDS | SK/YD | TD | LG | INT | RTG |
|--------------|-----------|-----------|------------|-------------|----------|-----------|----------|-------------|
| Joe Flacco | 59 | 37 | 309 | 3/12 | 1 | 24 | 1 | 74.8 |
| TOTAL | 59 | 37 | 309 | 3/12 | 1 | 24 | 1 | 74.8 |

| RUSHING | ATT | YDS | AVG | LG | TD |
|----------------|-----------|-----------|------------|-----------|----------|
| Michael Carter | 10 | 60 | 6.0 | 22 | 0 |
| Breece Hall | 6 | 23 | 3.8 | 14 | 0 |
| Joe Flacco | 1 | 0 | 0.0 | 0 | 0 |
| TOTAL | 17 | 83 | 4.9 | 22 | 0 |

| RECEIVING | NO | YDS | AVG | LG | TD |
|-----------------|-----------|------------|------------|-----------|----------|
| Michael Carter | 7 | 40 | 5.7 | 11 | 0 |
| Corey Davis | 6 | 77 | 12.8 | 17 | 0 |
| Breece Hall | 6 | 38 | 6.3 | 16 | 0 |
| Elijah Moore | 5 | 49 | 9.8 | 24 | 0 |
| Braxton Berrios | 5 | 37 | 7.4 | 13 | 0 |
| Garrett Wilson | 4 | 52 | 13.0 | 19 | 0 |
| Tyler Conklin | 4 | 16 | 4.0 | 6 | 1 |
| TOTAL | 37 | 309 | 8.4 | 24 | 1 |

| TOP DEFENSE | TOT | SOLO | AST | SCK | YDS | INT |
|------------------|-----|------|-----|-----|-----|-----|
| C.J. Mosley | 11 | 7 | 4 | 0.0 | 0.0 | 0 |
| Quincy Williams | 6 | 6 | 0 | 1.0 | 0.0 | 0 |
| Jordan Whitehead | 5 | 4 | 1 | 0.0 | 0.0 | 0 |

| FIELD GOALS | FGM/FGA | PERCENT | RESULTS |
|---------------|------------|-------------|-----------|
| Greg Zuerlein | 1-2 | 50.0 | 45WL, 45G |
| TOTAL | 1-2 | 50.0 | |

GAME HIGHLIGHTS

- Baltimore now owns a 10-2 all-time regular season series lead over the Jets, including 4-2 as the visitors, and a 5-1 record against New York during the **John Harbaugh** Era (since 2008).
- QB Lamar Jackson** completed 17-of-30 passes for 213 yards and 3 TDs (98.3 rating) with 1 INT, while adding 17 rushing yards on 6 carries. It marks the 14th time in Jackson's career that he's notched at least 3 TD passes, with Baltimore owning a 13-1 record in such contests.
- WR Devin Duvernay** posted career highs in receptions (4, tied), receiving yards (54) and TD grabs (2), while **WR Rashod Bateman** caught a 55-yard TD, marking the longest reception of his career.
- S Marcus Williams** had a team-high and career single-game best 12 tackles (10 solo), while adding 1 INT (returned 33 yards) – his first as a Raven.
- The Ravens' defense permitted just 2-of-14 (14.3%) third-down conversions against the Jets.

Team Statistics

| | Ravens | Jets |
|------------------------------|----------|----------|
| First Downs | 13 | 24 |
| 3rd-Down Eff. (Made/Att/Pct) | 5/13/38% | 2/14/14% |
| 4th-Down Eff. (Made/Att/Pct) | 0/0/0% | 3/4/75% |
| Total Net Yards | 274 | 380 |
| Total Plays | 53 | 79 |
| Yards Per Play | 5.2 | 4.8 |
| Rushes/Net Yards | 21/63 | 17/83 |
| Net Passing | 211 | 297 |
| Pass Attempts/Completions | 30/17 | 59/37 |
| Had Intercepted | 1 | 1 |
| Sacked/Yards Lost | 2/2 | 3/12 |
| Punts/Average | 6/48.5 | 6/42.2 |
| Penalties/Yards | 5/29 | 6/81 |
| Fumbles/Lost | 1/0 | 2/1 |
| Possession Time | 27:30 | 32:30 |



GAME 2: DOLPHINS 42, RAVENS 38

Miami (2-0) • Baltimore (1-1)

Sunday, September 18, 2022 • 1:00 PM EDT • M&T Bank Stadium • Baltimore
Sunny Temp: 82° F, Humidity: 61%, Wind: NE 6 mph • Attendance: 70,582 • Time: 3:20



| | | | | | | |
|-------------------------------|----------|-----------|----------|-----------|----------|-----------|
| Miami Dolphins | 0 | 7 | 7 | 28 | — | 42 |
| Baltimore Ravens | 7 | 21 | 7 | 3 | — | 38 |

SCORING DRIVES

| TEAM | QTR | TIME | SCORING PLAY | MIA | BAL |
|----------|-----|-------|--|-----|-----|
| Ravens | 1 | 14:47 | D.Duvernay 103 yd. kickoff return (J.Tucker kick) (0-0, 0:13) | 0 | 7 |
| Dolphins | 2 | 10:54 | J.Waddle 6 yd. pass from T.Tagovailoa (J.Sanders kick) (6-94, 3:49) | 7 | 7 |
| Ravens | 2 | 10:44 | R.Bateman 75 yd. pass from L.Jackson (J.Tucker kick) (1-75, 0:10) | 7 | 14 |
| Ravens | 2 | 04:03 | M.Andrews 1 yd. pass from L.Jackson (J.Tucker kick) (6-66, 2:43) | 7 | 21 |
| Ravens | 2 | 00:29 | D.Robinson 12 yd. pass from L.Jackson (J.Tucker kick) (6-80, 0:51) | 7 | 28 |
| Dolphins | 3 | 07:52 | M.Gesicki 14 yd. pass from T.Tagovailoa (J.Sanders kick) (12-75, 7:08) | 14 | 28 |
| Ravens | 3 | 00:26 | L.Jackson 79 yd. run (J.Tucker kick) (3-87, 1:35) | 14 | 35 |
| Dolphins | 4 | 12:12 | R.Cracraft 2 yd. pass from T.Tagovailoa (J.Sanders kick) (7-75, 3:14) | 21 | 35 |
| Dolphins | 4 | 07:47 | T.Hill 48 yd. pass from T.Tagovailoa (J.Sanders kick) (5-59, 1:24) | 28 | 35 |
| Dolphins | 4 | 05:19 | T.Hill 60 yd. pass from T.Tagovailoa (J.Sanders kick) (3-64, 1:27) | 35 | 35 |
| Ravens | 4 | 02:18 | J.Tucker 51 yd. Field Goal (6-42, 3:01) | 35 | 38 |
| Dolphins | 4 | 00:14 | J.Waddle 7 yd. pass from T.Tagovailoa (J.Sanders kick) (6-68, 2:04) | 42 | 38 |

MIAMI DOLPHINS (HEAD COACH: MIKE MCDANIEL)

| OFFENSE | | | DEFENSE | | |
|---------|----|---------------|---------|----|-------------|
| WR | 10 | T. Hill | DE | 94 | C. Wilkins |
| WR | 17 | J. Waddle | NT | 92 | Z. Sieler |
| LT | 72 | T. Armstead | DT | 98 | R. Davis |
| LG | 74 | L. Eichenberg | LB | 55 | J. Baker |
| C | 58 | C. Williams | LB | 45 | D. Riley |
| RG | 68 | R. Hunt | LB | 52 | E. Roberts |
| RT | 75 | G. Little | LB | 15 | J. Phillips |
| TE | 81 | D. Smythe | CB | 25 | X. Howard |
| QB | 1 | T. Tagovailoa | CB | 40 | N. Needham |
| RB | 31 | R. Mostert | S | 8 | J. Holland |
| FB | 30 | A. Ingold | S | 29 | B. Jones |

BALTIMORE RAVENS (HEAD COACH: JOHN HARBAUGH)

| OFFENSE | | | DEFENSE | | |
|---------|----|---------------|---------|----|--------------|
| WR | 13 | D. Duvernay | DT | 92 | J. Madubuike |
| LT | 65 | P. Mekari | NT | 58 | M. Pierce |
| LG | 72 | B. Powers | DE | 93 | C. Campbell |
| C | 64 | T. Linderbaum | RUSH | 99 | O. Oweh |
| RG | 70 | K. Zeitler | MLB | 56 | J. Bynes |
| RT | 78 | M. Moses | WLB | 6 | P. Queen |
| TE | 89 | M. Andrews | SAM | 40 | M. Harrison |
| TE | 84 | J. Oliver | CB | 24 | M. Peters |
| QB | 8 | L. Jackson | SS | 36 | C. Clark |
| FB | 42 | P. Ricard | FS | 32 | M. Williams |
| RB | 17 | K. Drake | CB | 44 | M. Humphrey |

OFFICIALS: Referee: Adrian Hill (29), Umpire: Roy Ellison (81), Down Judge: David Oliver (24), Field Judge: Mearl Robinson (31), Back Judge: Keith Ferguson (61), Side Judge: Jim Quirk (5), Replay Official: Roddy Ames, Line Judge: Kevin Codey (16)

MIAMI DOLPHINS

| PASSING | ATT | CP | YDS | SK/YD | TD | LG | INT | RTG |
|----------------|-----------|-----------|------------|------------|----------|------------|----------|--------------|
| Tua Tagovailoa | 50 | 36 | 469 | 1/8 | 6 | 60t | 2 | 124.1 |
| TOTAL | 50 | 36 | 469 | 1/8 | 6 | 60T | 2 | 124.1 |

| RUSHING | ATT | YDS | AVG | LG | TD |
|----------------|-----------|-----------|------------|-----------|----------|
| Raheem Mostert | 11 | 51 | 4.6 | 11 | 0 |
| Chase Edmonds | 5 | 33 | 6.6 | 28 | 0 |
| Alec Ingold | 1 | 1 | 1.0 | 1 | 0 |
| Tua Tagovailoa | 1 | 1 | 1.0 | 1 | 0 |
| TOTAL | 18 | 86 | 4.8 | 28 | 0 |

| RECEIVING | NO | YDS | AVG | LG | TD |
|-----------------|-----------|------------|-------------|------------|----------|
| Tyreek Hill | 11 | 190 | 17.3 | 60t | 2 |
| Jaylen Waddle | 11 | 171 | 15.5 | 59 | 2 |
| Mike Gesicki | 4 | 41 | 10.3 | 14t | 1 |
| Raheem Mostert | 3 | 28 | 9.3 | 13 | 0 |
| Alec Ingold | 2 | 15 | 7.5 | 13 | 0 |
| Trent Sherfield | 2 | 9 | 4.5 | 12 | 0 |
| Chase Edmonds | 1 | 8 | 8.0 | 8 | 0 |
| Durham Smythe | 1 | 5 | 5.0 | 5 | 0 |
| River Cracraft | 1 | 2 | 2.0 | 2t | 1 |
| TOTAL | 36 | 469 | 13.0 | 60T | 6 |

| TOP DEFENSE | TOT | SOLO | AST | SCK | YDS | INT |
|-------------------|-----|------|-----|-----|-----|-----|
| Christian Wilkins | 8 | 6 | 2 | 0.0 | 0.0 | 0 |
| Eric Rowe | 6 | 6 | 0 | 0.0 | 0.0 | 0 |
| Duke Riley | 4 | 3 | 1 | 0.0 | 0.0 | 0 |

| FIELD GOALS | FGM/FGA | PERCENT | RESULTS |
|-------------|----------------|---------|---------|
| | No Field Goals | | |

BALTIMORE RAVENS

| PASSING | ATT | CP | YDS | SK/YD | TD | LG | INT | RTG |
|---------------|-----------|-----------|------------|------------|----------|------------|----------|--------------|
| Lamar Jackson | 29 | 21 | 318 | 0/0 | 3 | 75t | 0 | 142.6 |
| TOTAL | 29 | 21 | 318 | 0/0 | 3 | 75T | 0 | 142.6 |

| RUSHING | ATT | YDS | AVG | LG | TD |
|----------------|-----------|------------|------------|------------|----------|
| Lamar Jackson | 9 | 119 | 13.2 | 79t | 1 |
| Justice Hill | 3 | 16 | 5.3 | 13 | 0 |
| Kenyan Drake | 6 | 8 | 1.3 | 6 | 0 |
| Patrick Ricard | 1 | 5 | 5.0 | 5 | 0 |
| Mike Davis | 5 | 4 | 0.8 | 3 | 0 |
| Mark Andrews | 1 | 3 | 3.0 | 3 | 0 |
| TOTAL | 25 | 155 | 6.2 | 79T | 1 |

| RECEIVING | NO | YDS | AVG | LG | TD |
|-------------------|-----------|------------|-------------|------------|----------|
| Mark Andrews | 9 | 104 | 11.6 | 25 | 1 |
| Rashod Bateman | 4 | 108 | 27.0 | 75t | 1 |
| Isaiah Likely | 4 | 43 | 10.8 | 34 | 0 |
| Devin Duvernay | 2 | 42 | 21.0 | 26 | 0 |
| Demarcus Robinson | 1 | 12 | 12.0 | 12t | 1 |
| Tylan Wallace | 1 | 9 | 9.0 | 9 | 0 |
| TOTAL | 21 | 318 | 15.1 | 75T | 3 |

| TOP DEFENSE | TOT | SOLO | AST | SCK | YDS | INT |
|-----------------|-----|------|-----|-----|-----|-----|
| Marcus Williams | 10 | 7 | 3 | 0.0 | 0.0 | 2 |
| Marlon Humphrey | 7 | 4 | 3 | 0.0 | 0.0 | 0 |
| Chuck Clark | 5 | 5 | 0 | 0.0 | 0.0 | 0 |

| FIELD GOALS | FGM/FGA | PERCENT | RESULTS |
|---------------|------------|--------------|---------|
| Justin Tucker | 1-1 | 100.0 | 51G |
| TOTAL | 1-1 | 100.0 | |

GAME HIGHLIGHTS

- **QB Lamar Jackson** (119 rushing yards) eclipsed the century mark for the 11th time, surpassing Michael Vick for the most 100-yard rushing games by a QB in NFL history, also becoming the first player to throw a TD of 75-plus yards and rush for a TD of 75-plus yards in a single game.
- **S Marcus Williams** had a game-high 10 tackles and 2 INTs, marking his second-career multi-INT game and first since 12/31/17 at TB (w/ NO).
- **WR Devin Duvernay** registered a 103-yard KOR-TD to open the game, marking the league's first KOR-TD of the 2022 season and the second (93 yards on 9/28/20 vs. KC) of Duvernay's career. It also marked the first opening-game kickoff for a TD in Ravens history.
- **TE Mark Andrews'** receiving TD was the 30th of his career, passing WR Derrick Mason (29) for third most in team history. Andrews also joined Mike Ditka (32), Antonio Gates (43), Tony Gonzalez (30), Jimmy Graham (51), Rob Gronkowski (54) and Kellen Winslow Sr. (35) as one of seven TEs in NFL history to reach that mark in the first five seasons of a career.

Team Statistics

| | Dolphins | Ravens |
|------------------------------|----------|----------|
| First Downs | 27 | 23 |
| 3rd-Down Eff. (Made/Att/Pct) | 7/11/64% | 3/10/30% |
| 4th-Down Eff. (Made/Att/Pct) | 2/2/100% | 1/3/33% |
| Total Net Yards | 547 | 473 |
| Total Plays | 69 | 54 |
| Yards Per Play | 7.9 | 8.8 |
| Rushes/Net Yards | 18/86 | 25/155 |
| Net Passing | 461 | 318 |
| Pass Attempts/Completions | 50/36 | 29/21 |
| Had Intercepted | 2 | 0 |
| Sacked/Yards Lost | 1/8 | 0/0 |
| Punts/Average | 2/41.0 | 2/40.5 |
| Penalties/Yards | 8/51 | 1/5 |
| Fumbles/Lost | 0/0 | 1/0 |
| Possession Time | 34:47 | 25:13 |



GAME 3: RAVENS 37, PATRIOTS 26

Baltimore (2-1) • New England (1-2)

Sunday, September 25, 2022 • 1:00 PM EDT • Gillette Stadium • New England

Mostly Cloudy Temp: 66° F, Humidity: 61%, Wind: NE 10 mph • Attendance: 65,878 • Time: 3:04



| | | | | | | |
|-----------------------------------|----------|-----------|-----------|----------|----------|-----------|
| Baltimore Ravens | 7 | 7 | 17 | 6 | — | 37 |
| New England Patriots | 0 | 13 | 7 | 6 | — | 26 |

SCORING DRIVES

| TEAM | QTR | TIME | SCORING PLAY | BAL | NE |
|----------|-----|-------|---|-----|----|
| Ravens | 1 | 04:09 | M.Andrews 5 yd. pass from L.Jackson (J.Tucker kick) (11-69, 6:23) | 7 | 0 |
| Patriots | 2 | 14:57 | N.Folk 35 yd. Field Goal (7-62, 4:12) | 7 | 3 |
| Patriots | 2 | 05:58 | M.Jones 3 yd. run (N.Folk kick) (6-32, 2:14) | 7 | 10 |
| Ravens | 2 | 00:30 | M.Andrews 16 yd. pass from L.Jackson (J.Tucker kick) (9-75, 5:28) | 14 | 10 |
| Patriots | 2 | 00:00 | N.Folk 50 yd. Field Goal (5-43, 0:30) | 14 | 13 |
| Patriots | 3 | 12:14 | D.Harris 2 yd. run (N.Folk kick) (7-75, 2:46) | 14 | 20 |
| Ravens | 3 | 08:39 | J.Oliver 1 yd. pass from L.Jackson (J.Tucker kick) (7-75, 3:35) | 21 | 20 |
| Ravens | 3 | 04:41 | D.Duvernay 4 yd. pass from L.Jackson (J.Tucker kick) (4-44, 1:37) | 28 | 20 |
| Ravens | 3 | 02:33 | J.Tucker 56 yd. Field Goal (4-5, 1:31) | 31 | 20 |
| Patriots | 4 | 12:39 | R.Stevenson 1 yd. run (pass failed) (9-75, 4:54) | 31 | 26 |
| Ravens | 4 | 03:00 | L.Jackson 9 yd. run (kick failed, hlu) (7-73, 2:35) | 37 | 26 |

NEW ENGLAND PATRIOTS (HEAD COACH: BILL BELICHIK)

| OFFENSE | | | DEFENSE | | |
|---------|----|------------|---------|----|---------------|
| WR | 1 | D. Parker | LE | 91 | D. Wise Jr. |
| LT | 77 | T. Brown | DL | 92 | D. Godchaux |
| LG | 69 | C. Strange | RE | 93 | L. Guy |
| C | 60 | D. Andrews | LB | 9 | M. Judon |
| RG | 71 | M. Onwenu | LB | 8 | J. Bentley |
| RT | 76 | I. Wynn | LB | 30 | M. Wilson Sr. |
| TE | 85 | H. Henry | LCB | 31 | J. Jones |
| WR | 15 | N. Agholor | RCB | 2 | J. Mills |
| WR | 84 | K. Bourne | S | 21 | A. Phillips |
| QB | 10 | M. Jones | S | 32 | D. McCourty |
| RB | 37 | D. Harris | DB | 3 | J. Peppers |

BALTIMORE RAVENS (HEAD COACH: JOHN HARBAUGH)

| OFFENSE | | | DEFENSE | | |
|---------|----|---------------|---------|----|-----------------|
| WR | 7 | R. Bateman | DT | 92 | J. Madubuike |
| WR | 13 | D. Duvernay | NT | 58 | M. Pierce |
| LT | 65 | P. Mekari | DE | 93 | C. Campbell |
| LG | 72 | B. Powers | RUSH | 50 | J. Houston |
| C | 64 | T. Linderbaum | MLB | 56 | J. Bynes |
| RG | 70 | K. Zeitler | WLB | 6 | P. Queen |
| RT | 78 | M. Moses | CB | 24 | M. Peters |
| TE | 89 | M. Andrews | SS | 36 | C. Clark |
| QB | 8 | L. Jackson | FS | 32 | M. Williams |
| FB | 42 | P. Ricard | CB | 44 | M. Humphrey |
| RB | 27 | J. Dobbins | DB | 5 | J. Armour-Davis |

OFFICIALS: Referee: Bill Vinovich (52), Field Judge: Joe Blubaugh (57), Down Judge: Jerry Bergman (91), Line Judge: Mark Perlman (9), Umpire: Alex Moore (49), Side Judge: Jimmy Buchanan (86), Back Judge: Jimmy Russell (82), Replay Official: Mark Butterworth

BALTIMORE RAVENS

| PASSING | ATT | CP | YDS | SK/YD | TD | LG | INT | RTG |
|---------------|-----------|-----------|------------|-------------|----------|-----------|----------|--------------|
| Lamar Jackson | 29 | 18 | 218 | 4/12 | 4 | 35 | 1 | 110.3 |
| TOTAL | 29 | 18 | 218 | 4/12 | 4 | 35 | 1 | 110.3 |

| RUSHING | ATT | YDS | AVG | LG | TD |
|----------------|-----------|------------|------------|-----------|----------|
| Lamar Jackson | 11 | 107 | 9.7 | 38 | 1 |
| Justice Hill | 6 | 60 | 10.0 | 34 | 0 |
| J.K. Dobbins | 7 | 23 | 3.3 | 5 | 0 |
| Devin Duvernay | 2 | -2 | -1.0 | 2 | 0 |
| TOTAL | 26 | 188 | 7.2 | 38 | 1 |

| RECEIVING | NO | YDS | AVG | LG | TD |
|----------------|-----------|------------|-------------|-----------|----------|
| Mark Andrews | 8 | 89 | 11.1 | 25 | 2 |
| Rashod Bateman | 2 | 59 | 29.5 | 35 | 0 |
| Devin Duvernay | 2 | 25 | 12.5 | 21 | 1 |
| J.K. Dobbins | 2 | 17 | 8.5 | 11 | 0 |
| Josh Oliver | 2 | 8 | 4.0 | 7 | 1 |
| Patrick Ricard | 1 | 12 | 12.0 | 12 | 0 |
| Isaiah Likely | 1 | 8 | 8.0 | 8 | 0 |
| TOTAL | 18 | 218 | 12.1 | 35 | 4 |

| TOP DEFENSE | TOT | SOLO | AST | SCK | YDS | INT |
|---------------|-----|------|-----|-----|-----|-----|
| Josh Bynes | 10 | 8 | 2 | 0.0 | 0.0 | 1 |
| Chuck Clark | 8 | 6 | 2 | 0.0 | 0.0 | 0 |
| Patrick Queen | 5 | 4 | 1 | 1.0 | 7.0 | 0 |

| FIELD GOALS | FGM/FGA | PERCENT | RESULTS |
|---------------|------------|--------------|---------|
| Justin Tucker | 1-1 | 100.0 | 56G |
| TOTAL | 1-1 | 100.0 | |

NEW ENGLAND PATRIOTS

| PASSING | ATT | CP | YDS | SK/YD | TD | LG | INT | RTG |
|--------------|-----------|-----------|------------|-------------|----------|-----------|----------|-------------|
| Mac Jones | 32 | 22 | 321 | 3/19 | 0 | 40 | 3 | 62.1 |
| TOTAL | 32 | 22 | 321 | 3/19 | 0 | 40 | 3 | 62.1 |

| RUSHING | ATT | YDS | AVG | LG | TD |
|---------------------|-----------|------------|------------|-----------|----------|
| Rhamondre Stevenson | 12 | 73 | 6.1 | 18 | 1 |
| Damien Harris | 11 | 41 | 3.7 | 10 | 1 |
| Mac Jones | 5 | 31 | 6.2 | 15 | 1 |
| TOTAL | 28 | 145 | 5.2 | 18 | 3 |

| RECEIVING | NO | YDS | AVG | LG | TD |
|---------------------|-----------|------------|-------------|-----------|----------|
| DeVante Parker | 5 | 156 | 31.2 | 40 | 0 |
| Kendrick Bourne | 4 | 58 | 14.5 | 26 | 0 |
| Rhamondre Stevenson | 4 | 28 | 7.0 | 11 | 0 |
| Jonnu Smith | 4 | 25 | 6.3 | 8 | 0 |
| Nelson Agholor | 2 | 41 | 20.5 | 28 | 0 |
| Damien Harris | 2 | 5 | 2.5 | 9 | 0 |
| Hunter Henry | 1 | 8 | 8.0 | 8 | 0 |
| TOTAL | 22 | 321 | 14.6 | 40 | 0 |

| TOP DEFENSE | TOT | SOLO | AST | SCK | YDS | INT |
|-----------------|-----|------|-----|-----|-----|-----|
| Devin McCourty | 8 | 7 | 1 | 0.0 | 0.0 | 0 |
| Adrian Phillips | 7 | 3 | 4 | 0.0 | 0.0 | 0 |
| Jabrill Peppers | 6 | 5 | 1 | 0.0 | 0.0 | 0 |

| FIELD GOALS | FGM/FGA | PERCENT | RESULTS |
|--------------|------------|--------------|----------|
| Nick Folk | 2-2 | 100.0 | 35G, 50G |
| TOTAL | 2-2 | 100.0 | |

GAME HIGHLIGHTS

- Head coach **John Harbaugh** has led the Ravens to 150 total wins since his 2008 arrival, ranking as the league's fifth most. (He has compiled an impressive 150-97 overall record.)
- **QB Lamar Jackson** became the first player in the Super Bowl era with 10+ pass TD and 100+ rush yards in the first three games of a season.
- **TE Mark Andrews** recorded a team-high 8 receptions for 89 yards and 2 TDs. In his seventh-career multi-TD performance, the second most by a Raven (**Todd Heap** – 9), Andrews also surpassed **WR Torrey Smith** for the second-most TD receptions (31) in team history (Heap – 41).
- **CB Marcus Peters**, who posted 2 takeaways (1 INT & 1 FR), has 41 total takeaways (32 INTs), which are both good for the NFL's most since entering the league in 2015.
- With 1 INT, **CB Marlon Humphrey** (10 INTs) became the third Raven in franchise history to register double-digit INTs and double-digit FFs (12) throughout a career. In doing so, he joined Hall of Famers **LB Ray Lewis** (31 INTs & 19 FFs) and **S Ed Reed** (61 INTs & 11 FFs) as the only Ravens to accomplish that feat.

Team Statistics

| | Ravens | Patriots |
|------------------------------|----------|----------|
| First Downs | 19 | 22 |
| 3rd-Down Eff. (Made/Att/Pct) | 5/11/45% | 2/9/22% |
| 4th-Down Eff. (Made/Att/Pct) | 0/0/0% | 1/2/50% |
| Total Net Yards | 394 | 447 |
| Total Plays | 59 | 63 |
| Yards Per Play | 6.7 | 7.1 |
| Rushes/Net Yards | 26/188 | 28/145 |
| Net Passing | 206 | 302 |
| Pass Attempts/Completions | 29/18 | 32/22 |
| Had Intercepted | 1 | 3 |
| Sacked/Yards Lost | 4/12 | 3/19 |
| Punts/Average | 3/44.3 | 2/50.0 |
| Penalties/Yards | 2/10 | 3/16 |
| Fumbles/Lost | 1/1 | 3/1 |
| Possession Time | 30:36 | 29:24 |



GAME 4: BILLS 23, RAVENS 20

Buffalo (3-1) • Baltimore (2-2)

Sunday, October 2, 2022 • 1:00 PM EDT • M&T Bank Stadium • Baltimore
Cloudy, Showers Temp: 52° F, Humidity: 35%, Wind: NNE 10 mph • Attendance: 70,494 • Time: 3:02



| | | | | | | |
|-------------------------------|-----------|----------|-----------|----------|----------|-----------|
| Buffalo Bills | 3 | 7 | 10 | 3 | — | 23 |
| Baltimore Ravens | 14 | 6 | 0 | 0 | — | 20 |

SCORING DRIVES

| TEAM | QTR | TIME | SCORING PLAY | BUF | BAL |
|--------|-----|-------|---|-----|-----|
| Ravens | 1 | 13:26 | J.Dobbins 1 yd. pass from L.Jackson (J.Tucker kick) (2-4, 0:42) | 0 | 7 |
| Bills | 1 | 10:14 | T.Bass 38 yd. Field Goal (8-37, 3:12) | 3 | 7 |
| Ravens | 1 | 01:06 | J.Dobbins 4 yd. run (J.Tucker kick) (15-81, 9:08) | 3 | 14 |
| Ravens | 2 | 12:54 | J.Tucker 42 yd. Field Goal (5-12, 2:26) | 3 | 17 |
| Ravens | 2 | 03:39 | J.Tucker 51 yd. Field Goal (11-38, 7:40) | 3 | 20 |
| Bills | 2 | 00:09 | I.McKenzie 4 yd. pass from J.Allen (T.Bass kick) (11-76, 1:38) | 10 | 20 |
| Bills | 3 | 09:42 | T.Bass 39 yd. Field Goal (10-51, 4:07) | 13 | 20 |
| Bills | 3 | 03:26 | J.Allen 11 yd. run (T.Bass kick) (9-80, 3:27) | 20 | 20 |
| Bills | 4 | 00:00 | T.Bass 21 yd. Field Goal (12-77, 4:09) | 23 | 20 |

BUFFALO BILLS (HEAD COACH: SEAN MCDERMOTT)

| OFFENSE | | | DEFENSE | | |
|---------|----|---------------|---------|----|-------------|
| WR | 13 | G. Davis | EDGE | 50 | G. Rousseau |
| WR | 6 | I. McKenzie | DT | 99 | T. Settle |
| LT | 73 | D. Dawkins | DT | 92 | D. Jones |
| LG | 76 | R. Saffold | EDGE | 40 | V. Miller |
| C | 60 | M. Morse | MLB | 58 | M. Milano |
| RG | 71 | R. Bates | MLB | 49 | T. Edmunds |
| RT | 79 | S. Brown | CB | 7 | T. Johnson |
| TE | 88 | D. Knox | CB | 24 | K. Elam |
| WR | 14 | S. Diggs | CB | 30 | D. Jackson |
| QB | 17 | J. Allen | S | 21 | J. Poyer |
| RB | 26 | D. Singletary | S | 3 | D. Hamlin |

BALTIMORE RAVENS (HEAD COACH: JOHN HARBAUGH)

| OFFENSE | | | DEFENSE | | |
|---------|----|---------------|---------|----|----------------|
| WR | 7 | R. Bateman | DT | 96 | B. Washington |
| WR | 13 | D. Duvernay | DE | 93 | C. Campbell |
| LT | 77 | D. Faalele | RUSH | 99 | O. Oweh |
| LG | 72 | B. Powers | MLB | 56 | J. Bynes |
| C | 64 | T. Linderbaum | MLB | 6 | P. Queen |
| RG | 70 | K. Zeitler | SAM | 4 | J. Pierre-Paul |
| RT | 78 | M. Moses | CB | 24 | M. Peters |
| TE | 89 | M. Andrews | SS | 36 | C. Clark |
| QB | 8 | L. Jackson | FS | 32 | M. Williams |
| FB | 42 | P. Ricard | CB | 44 | M. Humphrey |
| RB | 27 | J. Dobbins | DB | 21 | B. Stephens |

OFFICIALS: Referee: Jerome Boger (23), Umpire: Barry Anderson (20), Line Judge: Rusty Baynes (59), Down Judge: Frank LeBlanc (44), Field Judge: Alonzo Ramsey III (80), Side Judge: Jonah Monroe (120), Back Judge: Steve Patrick (17), Replay Official: Saleem Choudhry, Replay Assistant: Yvonda Lewis

BUFFALO BILLS

| PASSING | ATT | CP | YDS | SK/YD | TD | LG | INT | RTG |
|--------------|-----------|-----------|------------|-------------|----------|-----------|----------|-------------|
| Josh Allen | 36 | 19 | 213 | 1/12 | 1 | 23 | 1 | 68.4 |
| TOTAL | 36 | 19 | 213 | 1/12 | 1 | 23 | 1 | 68.4 |

| RUSHING | ATT | YDS | AVG | LG | TD |
|------------------|-----------|------------|------------|-----------|----------|
| Josh Allen | 11 | 70 | 6.4 | 20 | 1 |
| Devin Singletary | 11 | 49 | 4.5 | 18 | 0 |
| Zack Moss | 3 | 6 | 2.0 | 5 | 0 |
| TOTAL | 25 | 125 | 5.0 | 20 | 1 |

| RECEIVING | NO | YDS | AVG | LG | TD |
|------------------|-----------|------------|-------------|-----------|----------|
| Stefon Diggs | 4 | 62 | 15.5 | 23 | 0 |
| Devin Singletary | 4 | 47 | 11.8 | 16 | 0 |
| Isaiah McKenzie | 4 | 21 | 5.3 | 8 | 1 |
| Dawson Knox | 3 | 40 | 13.3 | 20 | 0 |
| Khalil Shakir | 2 | 23 | 11.5 | 14 | 0 |
| Gabe Davis | 1 | 13 | 13.0 | 13 | 0 |
| Jamison Crowder | 1 | 7 | 7.0 | 7 | 0 |
| TOTAL | 19 | 213 | 11.2 | 23 | 1 |

| TOP DEFENSE | TOT | SOLO | AST | SCK | YDS | INT |
|------------------|-----|------|-----|-----|-----|-----|
| Matt Milano | 13 | 11 | 2 | 0.0 | 0.0 | 0 |
| Tremaine Edmunds | 9 | 5 | 4 | 0.0 | 0.0 | 0 |
| Damar Hamlin | 8 | 7 | 1 | 0.0 | 0.0 | 0 |

| FIELD GOALS | FGM/FGA | PERCENT | RESULTS |
|--------------|------------|--------------|---------------|
| Tyler Bass | 3-3 | 100.0 | 38G, 39G, 21G |
| TOTAL | 3-3 | 100.0 | |

BALTIMORE RAVENS

| PASSING | ATT | CP | YDS | SK/YD | TD | LG | INT | RTG |
|---------------|-----------|-----------|------------|-------------|----------|-----------|----------|-------------|
| Lamar Jackson | 29 | 20 | 144 | 2/10 | 1 | 21 | 2 | 63.0 |
| TOTAL | 29 | 20 | 144 | 2/10 | 1 | 21 | 2 | 63.0 |

| RUSHING | ATT | YDS | AVG | LG | TD |
|----------------|-----------|------------|------------|-----------|----------|
| Lamar Jackson | 11 | 73 | 6.6 | 18 | 0 |
| Justice Hill | 8 | 45 | 5.6 | 14 | 0 |
| J.K. Dobbins | 13 | 41 | 3.2 | 16 | 1 |
| Patrick Ricard | 1 | 3 | 3.0 | 3 | 0 |
| TOTAL | 33 | 162 | 4.9 | 18 | 1 |

| RECEIVING | NO | YDS | AVG | LG | TD |
|-------------------|-----------|------------|------------|-----------|----------|
| Devin Duvernay | 4 | 51 | 12.8 | 21 | 0 |
| J.K. Dobbins | 4 | 22 | 5.5 | 20 | 1 |
| Rashod Bateman | 3 | 17 | 5.7 | 13 | 0 |
| Patrick Ricard | 3 | 17 | 5.7 | 7 | 0 |
| Mark Andrews | 2 | 15 | 7.5 | 9 | 0 |
| Justice Hill | 2 | 12 | 6.0 | 10 | 0 |
| Demarcus Robinson | 2 | 10 | 5.0 | 7 | 0 |
| TOTAL | 20 | 144 | 7.2 | 21 | 1 |

| TOP DEFENSE | TOT | SOLO | AST | SCK | YDS | INT |
|---------------|-----|------|-----|-----|------|-----|
| Odafe Oweh | 7 | 6 | 1 | 1.0 | 12.0 | 0 |
| Chuck Clark | 6 | 3 | 3 | 0.0 | 0.0 | 0 |
| Patrick Queen | 5 | 4 | 1 | 0.0 | 0.0 | 0 |

| FIELD GOALS | FGM/FGA | PERCENT | RESULTS |
|---------------|------------|--------------|----------|
| Justin Tucker | 2-2 | 100.0 | 42G, 51G |
| TOTAL | 2-2 | 100.0 | |

GAME HIGHLIGHTS

- **S Marcus Williams** recorded his fourth takeaway of the season on a FR following an **OLB Odafe Oweh** FF in the first quarter. Williams' 4 takeaways (3 INTs & 1 FR) are tied with CB Chris McAlister (2008 – 3 INTs & 1 FR) for the most by a player through four games of a season in franchise history.
- **Oweh** recorded a season-high 7 tackles (6 solo), including 1 sack (-12 yards), while adding 1 FF. The second-year veteran totaled his sixth-career sack and fourth-career FF.
- **RB J.K. Dobbins** rushed for 41 yards on 13 carries and 1 TD, also recording 1 TD on a shovel pass from QB Lamar Jackson for the game's first points. It marked Dobbins' first-career receiving TD and his first score since the 2020 season, after missing the entire 2021 campaign due to a knee injury.
- **CB Marlon Humphrey** recorded an INT on Buffalo's opening possession, marking his second-consecutive game with a pick and the second time in his career he's accomplished that feat (also W15-W16 of 2018). His career-high 26-yard INT return brought Baltimore inside the Bills' 10-yard line and led to the Ravens' opening TD.

Team Statistics

| | Bills | Ravens |
|------------------------------|----------|----------|
| First Downs | 22 | 22 |
| 3rd-Down Eff. (Made/Att/Pct) | 4/11/36% | 6/13/46% |
| 4th-Down Eff. (Made/Att/Pct) | 1/1/100% | 1/2/50% |
| Total Net Yards | 326 | 296 |
| Total Plays | 62 | 64 |
| Yards Per Play | 5.3 | 4.6 |
| Rushes/Net Yards | 25/125 | 33/162 |
| Net Passing | 201 | 134 |
| Pass Attempts/Completions | 36/19 | 29/20 |
| Had Intercepted | 1 | 2 |
| Sacked/Yards Lost | 1/12 | 2/10 |
| Punts/Average | 3/45.3 | 3/50.7 |
| Penalties/Yards | 4/31 | 9/70 |
| Fumbles/Lost | 2/1 | 0/0 |
| Possession Time | 21:50 | 38:10 |



GAME 5: BENGALS 17, RAVENS 19

Cincinnati (2-3) • Baltimore (3-2)

Sunday, October 9, 2022 • 8:20 PM EDT • M&T Bank Stadium • Baltimore
Clear Temp: 60° F, Humidity: 42%, Wind: SW 3 mph • Attendance: 70,548 • Time: 2:57



| | | | | | | |
|--------------------|---|----|---|---|---|----|
| Cincinnati Bengals | 0 | 10 | 0 | 7 | — | 17 |
| Baltimore Ravens | 3 | 7 | 3 | 6 | — | 19 |

SCORING DRIVES

| TEAM | QTR | TIME | SCORING PLAY | CIN | BAL |
|---------|-----|-------|---|-----|-----|
| Ravens | 1 | 08:03 | J.Tucker 37 yd. Field Goal (10-51, 4:54) | 0 | 3 |
| Ravens | 2 | 13:26 | M.Andrews 11 yd. pass from L.Jackson (J.Tucker kick) (7-50, 2:55) | 0 | 10 |
| Bengals | 2 | 04:54 | H.Hurst 19 yd. pass from J.Burrow (E.McPherson kick) (7-83, 4:24) | 7 | 10 |
| Bengals | 2 | 00:04 | E.McPherson 40 yd. Field Goal (11-62, 1:50) | 10 | 10 |
| Ravens | 3 | 10:49 | J.Tucker 58 yd. Field Goal (4-6, 1:35) | 10 | 13 |
| Ravens | 4 | 09:42 | J.Tucker 25 yd. Field Goal (15-91, 8:03) | 10 | 16 |
| Bengals | 4 | 01:53 | J.Burrow 1 yd. run (E.McPherson kick) (13-75, 7:44) | 17 | 16 |
| Ravens | 4 | 00:00 | J.Tucker 43 yd. Field Goal (7-50, 1:58) | 17 | 19 |

CINCINNATI BENGALS (HEAD COACH: ZAC TAYLOR)

| OFFENSE | | | DEFENSE | | |
|---------|----|-------------|---------|----|----------------|
| WR | 1 | J. Chase | LDE | 94 | S. Hubbard |
| WR | 83 | T. Boyd | NT | 68 | J. Tupou |
| LT | 73 | J. Williams | DT | 95 | Z. Carter |
| LG | 67 | C. Volson | DT | 92 | B. Hill |
| C | 64 | T. Karras | RDE | 91 | T. Hendrickson |
| RG | 65 | A. Cappa | LB | 55 | L. Wilson |
| RT | 71 | L. Collins | LB | 57 | G. Pratt |
| TE | 88 | H. Hurst | CB | 20 | E. Apple |
| WR | 85 | T. Higgins | CB | 22 | C. Awuzie |
| QB | 9 | J. Burrow | S | 24 | V. Bell |
| HB | 28 | J. Mixon | S | 30 | J. Bates III |

BALTIMORE RAVENS (HEAD COACH: JOHN HARBAUGH)

| OFFENSE | | | DEFENSE | | |
|---------|----|---------------|---------|----|----------------|
| WR | 13 | D. Duvernay | DT | 92 | J. Madubuike |
| LT | 79 | R. Stanley | DE | 93 | C. Campbell |
| LG | 72 | B. Powers | RUSH | 99 | O. Oweh |
| C | 64 | T. Linderbaum | MLB | 56 | J. Bynes |
| RG | 70 | K. Zeitler | WLB | 6 | P. Queen |
| RT | 78 | M. Moses | SAM | 4 | J. Pierre-Paul |
| TE | 89 | M. Andrews | CB | 24 | M. Peters |
| TE | 84 | J. Oliver | SS | 36 | C. Clark |
| QB | 8 | L. Jackson | FS | 32 | M. Williams |
| FB | 42 | P. Ricard | CB | 44 | M. Humphrey |
| RB | 27 | J. Dobbins | DB | 21 | B. Stephens |

OFFICIALS: Referee: Scott Novak (1), Umpire: Ramon George (128), Down Judge: Derick Bowers (74), Line Judge: Walt Coleman IV (65), Field Judge: Trawick Boger (2), Back Judge: Terrence Miles (111), Replay Official: Matt Sumstine, Side Judge: Anthony Jeffries (36), Replay Assistant: Tim England

CINCINNATI BENGALS

| PASSING | ATT | CP | YDS | SK/YD | TD | LG | INT | RTG |
|--------------|-----------|-----------|------------|-------------|----------|-----------|----------|-------------|
| Joe Burrow | 35 | 24 | 217 | 2/15 | 1 | 33 | 1 | 82.7 |
| Tyler Boyd | 0 | 0 | 0 | 1/12 | 0 | 0 | 0 | 0.0 |
| TOTAL | 35 | 24 | 217 | 3/27 | 1 | 33 | 1 | 82.7 |

| RUSHING | ATT | YDS | AVG | LG | TD |
|---------------|-----------|------------|------------|-----------|----------|
| Joe Mixon | 14 | 78 | 5.6 | 12 | 0 |
| Samaje Perine | 3 | 17 | 5.7 | 9 | 0 |
| Joe Burrow | 3 | 6 | 2.0 | 3 | 1 |
| Ja'Marr Chase | 1 | 0 | 0.0 | 0 | 0 |
| TOTAL | 21 | 101 | 4.8 | 12 | 1 |

| RECEIVING | NO | YDS | AVG | LG | TD |
|----------------|-----------|------------|------------|-----------|----------|
| Ja'Marr Chase | 7 | 50 | 7.1 | 13 | 0 |
| Hayden Hurst | 6 | 53 | 8.8 | 19t | 1 |
| Samaje Perine | 4 | 39 | 9.8 | 15 | 0 |
| Tyler Boyd | 3 | 32 | 10.7 | 18 | 0 |
| Joe Mixon | 3 | 10 | 3.3 | 6 | 0 |
| Mike D. Thomas | 1 | 33 | 33.0 | 33 | 0 |
| TOTAL | 24 | 217 | 9.0 | 33 | 1 |

| TOP DEFENSE | TOT | SOLO | AST | SCK | YDS | INT |
|----------------|-----|------|-----|-----|-----|-----|
| Germaine Pratt | 8 | 2 | 6 | 1.0 | 4.0 | 0 |
| Logan Wilson | 7 | 7 | 0 | 0.0 | 0.0 | 0 |
| Vonn Bell | 7 | 5 | 2 | 0.0 | 0.0 | 1 |

| FIELD GOALS | FGM/FGA | PERCENT | RESULTS |
|----------------|------------|--------------|---------|
| Evan McPherson | 1-1 | 100.0 | 40G |
| TOTAL | 1-1 | 100.0 | |

BALTIMORE RAVENS

| PASSING | ATT | CP | YDS | SK/YD | TD | LG | INT | RTG |
|---------------|-----------|-----------|------------|------------|----------|-----------|----------|-------------|
| Lamar Jackson | 32 | 19 | 174 | 1/4 | 1 | 21 | 1 | 71.6 |
| TOTAL | 32 | 19 | 174 | 1/4 | 1 | 21 | 1 | 71.6 |

| RUSHING | ATT | YDS | AVG | LG | TD |
|----------------|-----------|------------|------------|-----------|----------|
| Lamar Jackson | 12 | 58 | 4.8 | 19 | 0 |
| J.K. Dobbins | 8 | 44 | 5.5 | 17 | 0 |
| Kenyan Drake | 4 | 26 | 6.5 | 14 | 0 |
| Devin Duvernay | 3 | 24 | 8.0 | 12 | 0 |
| Mike Davis | 1 | 3 | 3.0 | 3 | 0 |
| TOTAL | 28 | 155 | 5.5 | 19 | 0 |

| RECEIVING | NO | YDS | AVG | LG | TD |
|-------------------|-----------|------------|------------|-----------|----------|
| Mark Andrews | 8 | 89 | 11.1 | 20 | 1 |
| Devin Duvernay | 5 | 54 | 10.8 | 21 | 0 |
| Isaiah Likely | 2 | 7 | 3.5 | 5 | 0 |
| Demarcus Robinson | 1 | 8 | 8.0 | 8 | 0 |
| Tylan Wallace | 1 | 8 | 8.0 | 8 | 0 |
| James Proche II | 1 | 7 | 7.0 | 7 | 0 |
| Kenyan Drake | 1 | 1 | 1.0 | 1 | 0 |
| TOTAL | 19 | 174 | 9.2 | 21 | 1 |

| TOP DEFENSE | TOT | SOLO | AST | SCK | YDS | INT |
|---------------|-----|------|-----|-----|-----|-----|
| Patrick Queen | 7 | 5 | 2 | 0.0 | 0.0 | 1 |
| Chuck Clark | 7 | 3 | 4 | 0.0 | 0.0 | 0 |
| Josh Bynes | 6 | 4 | 2 | 1.0 | 7.0 | 0 |

| FIELD GOALS | FGM/FGA | PERCENT | RESULTS |
|---------------|------------|--------------|--------------------|
| Justin Tucker | 4-4 | 100.0 | 37G, 58G, 25G, 43G |
| TOTAL | 4-4 | 100.0 | |

GAME HIGHLIGHTS

- **K Justin Tucker** converted a 37-yard FG for the game's first points, a 58-yarder to put Baltimore ahead 13-10, a 25-yarder to extend Baltimore's lead to 16-10 and a 43-yard game-winner as time expired.
- Under **John Harbaugh** (since 2008), the Ravens are 19-2 at home in primetime games, producing the NFL's best such winning percentage (.905), while Baltimore is 8-1 at home on Sunday Night Football under Harbaugh.
- **TE Mark Andrews** recorded a TD grab in his fourth-consecutive primetime performance, marking the NFL's longest active streak. He also posted his 23rd-career game with at least 50 receiving yards.
- **ILB Patrick Queen** posted a team-high 7 tackles (5 solo) and 1 INT. It marks the second INT of his career and the first since his rookie 2020 campaign.
- **OLB Jason Pierre-Paul** notched his first sack as a Raven on a third-and-12 situation to force a Cincinnati punt. His 92.5 sacks since entering the league in 2010 are the NFL's 10th most among active players.

Team Statistics

| | Bengals | Ravens |
|------------------------------|----------|----------|
| First Downs | 20 | 22 |
| 3rd-Down Eff. (Made/Att/Pct) | 4/10/40% | 5/11/45% |
| 4th-Down Eff. (Made/Att/Pct) | 0/1/0% | 0/1/0% |
| Total Net Yards | 291 | 325 |
| Total Plays | 59 | 61 |
| Yards Per Play | 4.9 | 5.3 |
| Rushes/Net Yards | 21/101 | 28/155 |
| Net Passing | 190 | 170 |
| Pass Attempts/Completions | 35/24 | 32/19 |
| Had Intercepted | 1 | 1 |
| Sacked/Yards Lost | 3/27 | 1/4 |
| Punts/Average | 4/38.5 | 2/39.5 |
| Penalties/Yards | 4/20 | 6/48 |
| Fumbles/Lost | 0/0 | 1/0 |
| Possession Time | 30:01 | 29:59 |



GAME 6: RAVENS 20, GIANTS 24

Baltimore (3-3) • N.Y. Giants (5-1)

Sunday, October 16, 2022 • 1:00 PM EDT • MetLife Stadium • N.Y. Giants

Fair Temp: 60° F, Humidity: 53%, Wind: E 3 mph • Attendance: 78,019 • Time: 3:02



| | | | | | | |
|-------------------------------|----------|-----------|----------|-----------|----------|-----------|
| Baltimore Ravens | 0 | 10 | 3 | 7 | — | 20 |
| New York Giants | 0 | 7 | 3 | 14 | — | 24 |

SCORING DRIVES

| TEAM | QTR | TIME | SCORING PLAY | BAL | NYG |
|--------|-----|-------|---|-----|-----|
| Ravens | 2 | 09:26 | K.Drake 30 yd. run (J.Tucker kick) (8-89, 4:08) | 7 | 0 |
| Giants | 2 | 03:31 | W.Robinson 5 yd. pass from D.Jones (G.Gano kick) (10-53, 5:55) | 7 | 7 |
| Ravens | 2 | 01:45 | J.Tucker 34 yd. Field Goal (8-59, 1:46) | 10 | 7 |
| Ravens | 3 | 09:41 | J.Tucker 23 yd. Field Goal (8-64, 3:12) | 13 | 7 |
| Giants | 3 | 02:00 | G.Gano 34 yd. Field Goal (14-59, 7:41) | 13 | 10 |
| Ravens | 4 | 12:54 | M.Andrews 12 yd. pass from L.Jackson (J.Tucker kick) (8-75, 4:06) | 20 | 10 |
| Giants | 4 | 06:01 | D.Bellinger 8 yd. pass from D.Jones (G.Gano kick) (12-75, 6:53) | 20 | 17 |
| Giants | 4 | 01:43 | S.Barkley 1 yd. run (G.Gano kick) (3-13, 1:07) | 20 | 24 |

NEW YORK GIANTS (HEAD COACH: BRIAN DABOLL)

| OFFENSE | | | DEFENSE | | |
|---------|----|--------------|---------|----|----------------|
| WR | 86 | D. Slayton | DL | 97 | D. Lawrence II |
| WR | 84 | M. Johnson | DL | 99 | L. Williams |
| TE | 82 | D. Bellinger | DE | 93 | N. Williams |
| LT | 78 | A. Thomas | DE | 55 | J. Ward |
| LG | 68 | B. Bredeson | RUSH | 5 | K. Thibodeaux |
| C | 76 | J. Feliciano | MLB | 48 | T. Crowder |
| RG | 64 | M. Glowinski | LCB | 22 | A. Jackson |
| RT | 73 | E. Neal | RCB | 37 | F. Moreau |
| QB | 8 | D. Jones | SS | 20 | J. Love |
| FB | 85 | C. Myrick | FS | 29 | X. McKinney |
| RB | 26 | S. Barkley | FS | 24 | D. Belton |

BALTIMORE RAVENS (HEAD COACH: JOHN HARBAUGH)

| OFFENSE | | | DEFENSE | | |
|---------|----|---------------|---------|----|----------------|
| WR | 10 | D. Robinson | DT | 92 | J. Madubuike |
| WR | 13 | D. Duvernay | NT | 98 | T. Jones |
| LT | 79 | R. Stanley | DE | 93 | C. Campbell |
| LG | 72 | B. Powers | RUSH | 4 | J. Pierre-Paul |
| C | 64 | T. Linderbaum | MLB | 56 | J. Bynes |
| RG | 70 | K. Zeitler | WLB | 6 | P. Queen |
| RT | 78 | M. Moses | SAM | 40 | M. Harrison |
| TE | 89 | M. Andrews | CB | 24 | M. Peters |
| QB | 8 | L. Jackson | SS | 36 | C. Clark |
| FB | 42 | P. Ricard | FS | 26 | G. Stone |
| RB | 27 | J. Dobbins | CB | 44 | M. Humphrey |

OFFICIALS: Referee: Clay Martin (19), Umpire: Fred Bryan (11), Down Judge: Jerod Phillips (6), Line Judge: Maia Chaka (100), Field Judge: James Coleman (95), Side Judge: Dave Hawkshaw (107), Back Judge: Gregory Wilson (119), Replay Official: Brian Matoren, Replay Assistant: Richard Loumiet

BALTIMORE RAVENS

| PASSING | ATT | CP | YDS | SK/YD | TD | LG | INT | RTG |
|---------------|-----------|-----------|------------|-------------|----------|-----------|----------|-------------|
| Lamar Jackson | 32 | 17 | 210 | 2/15 | 1 | 19 | 1 | 71.1 |
| TOTAL | 32 | 17 | 210 | 2/15 | 1 | 19 | 1 | 71.1 |

| RUSHING | ATT | YDS | AVG | LG | TD |
|---------------|-----------|------------|------------|------------|----------|
| Kenyan Drake | 10 | 119 | 11.9 | 30t | 1 |
| Lamar Jackson | 7 | 77 | 11.0 | 25 | 0 |
| J.K. Dobbins | 7 | 15 | 2.1 | 6 | 0 |
| TOTAL | 24 | 211 | 8.8 | 30T | 1 |

| RECEIVING | NO | YDS | AVG | LG | TD |
|-------------------|-----------|------------|-------------|-----------|----------|
| Mark Andrews | 7 | 106 | 15.1 | 18 | 1 |
| Demarcus Robinson | 3 | 27 | 9.0 | 15 | 0 |
| Isaiah Likely | 2 | 30 | 15.0 | 19 | 0 |
| Josh Oliver | 2 | 21 | 10.5 | 12 | 0 |
| Devin Duvernay | 1 | 14 | 14.0 | 14 | 0 |
| Kenyan Drake | 1 | 8 | 8.0 | 8 | 0 |
| Tylan Wallace | 1 | 4 | 4.0 | 4 | 0 |
| TOTAL | 17 | 210 | 12.4 | 19 | 1 |

| TOP DEFENSE | TOT | SOLO | AST | SCK | YDS | INT |
|---------------|-----|------|-----|-----|-----|-----|
| Patrick Queen | 7 | 5 | 2 | 1.0 | 0.0 | 0 |
| Chuck Clark | 6 | 6 | 0 | 0.0 | 0.0 | 0 |
| Geno Stone | 6 | 6 | 0 | 0.0 | 0.0 | 0 |

| FIELD GOALS | FGM/FGA | PERCENT | RESULTS |
|---------------|------------|-------------|----------------|
| Justin Tucker | 2-3 | 66.7 | 56LU, 34G, 23G |
| TOTAL | 2-3 | 66.0 | |

NEW YORK GIANTS

| PASSING | ATT | CP | YDS | SK/YD | TD | LG | INT | RTG |
|--------------|-----------|-----------|------------|-------------|----------|-----------|----------|--------------|
| Daniel Jones | 27 | 19 | 173 | 4/18 | 2 | 18 | 0 | 112.1 |
| TOTAL | 27 | 19 | 173 | 4/18 | 2 | 18 | 0 | 112.1 |

| RUSHING | ATT | YDS | AVG | LG | TD |
|----------------|-----------|-----------|------------|----------|----------|
| Saquon Barkley | 22 | 83 | 3.8 | 8 | 1 |
| Daniel Jones | 6 | 6 | 1.0 | 4 | 0 |
| Matt Breida | 3 | -6 | -2.0 | 1 | 0 |
| TOTAL | 31 | 83 | 2.7 | 8 | 1 |

| RECEIVING | NO | YDS | AVG | LG | TD |
|-------------------|-----------|------------|------------|-----------|----------|
| Daniel Bellinger | 5 | 38 | 7.6 | 10 | 1 |
| Wan'Dale Robinson | 3 | 37 | 12.3 | 17 | 1 |
| Saquon Barkley | 3 | 12 | 4.0 | 5 | 0 |
| Marcus Johnson | 2 | 25 | 12.5 | 18 | 0 |
| Richie James | 2 | 18 | 9.0 | 10 | 0 |
| Matt Breida | 2 | 17 | 8.5 | 15 | 0 |
| Darius Slayton | 1 | 18 | 18.0 | 18 | 0 |
| David Sills V | 1 | 8 | 8.0 | 8 | 0 |
| TOTAL | 19 | 173 | 9.1 | 18 | 2 |

| TOP DEFENSE | TOT | SOLO | AST | SCK | YDS | INT |
|-----------------|-----|------|-----|-----|-----|-----|
| Xavier McKinney | 9 | 5 | 4 | 0.0 | 0.0 | 0 |
| Fabian Moreau | 8 | 8 | 0 | 0.0 | 0.0 | 0 |
| Dane Belton | 6 | 5 | 1 | 0.0 | 0.0 | 0 |

| FIELD GOALS | FGM/FGA | PERCENT | RESULTS |
|--------------|------------|--------------|---------|
| Graham Gano | 1-1 | 100.0 | 34G |
| TOTAL | 1-1 | 100.0 | |

GAME HIGHLIGHTS

- **RB Kenyan Drake** posted 10 carries for 119 yards (11.9 avg.) and 1 TD, marking the eighth 100-yard rushing game of his career and his first as a Raven. Drake capped a balanced 8-play, 89-yard Ravens drive with a 30-yard TD run for the game's first points. It marked Drake's first TD as a Raven and his longest rush since Week 14 of 2020, when he was a member of the Cardinals. He posted another 30-yard run on the following possession, marking his first-career performance with multiple 30-yard rushes.
- **QB Lamar Jackson** completed 17-of-32 passes for 210 yards, 1 TD and 1 INT (71.1 rating), while adding 77 rushing yards on 7 carries (11.0 avg.). Jackson has now recorded the only two instances (2019 & 2022) of 1,200 passing yards and 400 rushing yards through the first six games of a season since the 1970 AFL-NFL merger.
- **ILB Patrick Queen** posted a team-high 7 tackles (5 solo), 1 sack and 1 FF. It marked his second-straight game leading the defense in tackles.
- With 1 FR (**S Chuck Clark**), the Ravens have now registered at least 1 takeaway in eight straight games, marking the NFL's longest active streak. The Ravens' 16 takeaways during that span (since Week 17 of 2021) are also an NFL high.

Team Statistics

| | Ravens | Giants |
|------------------------------|----------|----------|
| First Downs | 23 | 18 |
| 3rd-Down Eff. (Made/Att/Pct) | 4/10/40% | 7/14/50% |
| 4th-Down Eff. (Made/Att/Pct) | 0/0/0% | 0/0/0% |
| Total Net Yards | 406 | 238 |
| Total Plays | 58 | 62 |
| Yards Per Play | 7.0 | 3.8 |
| Rushes/Net Yards | 24/211 | 31/83 |
| Net Passing | 195 | 155 |
| Pass Attempts/Completions | 32/17 | 27/19 |
| Had Intercepted | 1 | 0 |
| Sacked/Yards Lost | 2/15 | 4/18 |
| Punts/Average | 2/47.5 | 4/46.3 |
| Penalties/Yards | 10/74 | 3/25 |
| Fumbles/Lost | 2/1 | 1/1 |
| Possession Time | 28:08 | 31:52 |



GAME 7: BROWNS 20, RAVENS 23

Cleveland (2-5) • Baltimore (4-3)

Sunday, October 23, 2022 • 1:00 PM EDT • M&T Bank Stadium • Baltimore

Cloudy Temp: 64° F, Humidity: 59%, Wind: NNE 6 mph • Attendance: 70,461 • Time: 2:55



| | | | | | | |
|------------------|----|----|---|---|---|----|
| Cleveland Browns | 10 | 0 | 3 | 7 | — | 20 |
| Baltimore Ravens | 3 | 10 | 7 | 3 | — | 23 |

SCORING DRIVES

| TEAM | QTR | TIME | SCORING PLAY | CLE | BAL |
|--------|-----|-------|---|-----|-----|
| Browns | 1 | 08:23 | N.Chubb 2 yd. run (C.York kick) (11-75, 6:37) | 7 | 0 |
| Ravens | 1 | 03:27 | J.Tucker 32 yd. Field Goal (9-61, 4:56) | 7 | 3 |
| Browns | 1 | 00:18 | C.York 41 yd. Field Goal (5-52, 3:09) | 10 | 3 |
| Ravens | 2 | 10:05 | J.Tucker 34 yd. Field Goal (4-5, 1:38) | 10 | 6 |
| Ravens | 2 | 01:57 | G.Edwards 7 yd. run (J.Tucker kick) (10-80, 6:11) | 10 | 13 |
| Ravens | 3 | 07:39 | G.Edwards 1 yd. run (J.Tucker kick) (8-25, 4:18) | 10 | 20 |
| Browns | 3 | 02:40 | C.York 37 yd. Field Goal (10-56, 4:59) | 13 | 20 |
| Ravens | 4 | 11:24 | J.Tucker 55 yd. Field Goal (13-38, 6:16) | 13 | 23 |
| Browns | 4 | 09:00 | K.Hunt 2 yd. run (C.York kick) (7-75, 2:24) | 20 | 23 |

CLEVELAND BROWNS (HEAD COACH: KEVIN STEFANSKI)

| OFFENSE | | | DEFENSE | | |
|---------|----|------------------|---------|----|-------------------|
| TE | 85 | D. Njoku | DE | 95 | M. Garrett |
| TE | 88 | H. Bryant | DT | 99 | T. Bryan |
| LT | 71 | J. Willis Jr. | DT | 96 | J. Elliott |
| LG | 75 | J. Bitonio | DE | 90 | J. Clowney |
| C | 55 | E. Pocic | WLB | 28 | J. Owusu-Koramoah |
| RG | 72 | H. Froholdt | MLB | 50 | J. Phillips |
| RT | 78 | J. Conklin | CB | 23 | M. Emerson Jr. |
| WR | 2 | A. Cooper | CB | 20 | G. Newsome II |
| WR | 11 | D. Peoples-Jones | S | 33 | R. Harrison Jr. |
| QB | 7 | J. Brissett | SS | 22 | G. Delpit |
| RB | 24 | N. Chubb | FS | 43 | J. Johnson III |

BALTIMORE RAVENS (HEAD COACH: JOHN HARBAUGH)

| OFFENSE | | | DEFENSE | | |
|---------|----|---------------|---------|----|----------------|
| WR | 7 | R. Bateman | DT | 92 | J. Madubuike |
| WR | 13 | D. Duvernay | NT | 98 | T. Jones |
| LT | 79 | R. Stanley | DE | 93 | C. Campbell |
| LG | 72 | B. Powers | RUSH | 4 | J. Pierre-Paul |
| C | 64 | T. Linderbaum | MLB | 56 | J. Bynes |
| RG | 70 | K. Zeitler | WLB | 6 | P. Queen |
| RT | 78 | M. Moses | SAM | 40 | M. Harrison |
| TE | 89 | M. Andrews | CB | 24 | M. Peters |
| QB | 8 | L. Jackson | SS | 36 | C. Clark |
| FB | 42 | P. Ricard | FS | 26 | G. Stone |
| RB | 35 | G. Edwards | CB | 44 | M. Humphrey |

OFFICIALS: Referee: Shawn Smith (14), Umpire: Bryan Neale (92), Down Judge: Mark Hittner (28), Line Judge: Michael Dolce (123), Field Judge: Dyrrol Prioleau (109), Side Judge: Clay Reynard (18), Back Judge: Dino Paganelli (105), Replay Official: Mike Wimmer, Replay Assistant: Sebrina Brunson

CLEVELAND BROWNS

| PASSING | ATT | CP | YDS | SK/YD | TD | LG | INT | RTG |
|-----------------|-----------|-----------|------------|-------------|----------|-----------|----------|--------------|
| Jacoby Brissett | 27 | 22 | 258 | 5/35 | 0 | 55 | 0 | 106.5 |
| TOTAL | 27 | 22 | 258 | 5/35 | 0 | 55 | 0 | 106.5 |

| RUSHING | ATT | YDS | AVG | LG | TD |
|-----------------|-----------|------------|------------|-----------|----------|
| Nick Chubb | 16 | 91 | 5.7 | 22 | 1 |
| Jacoby Brissett | 3 | 18 | 6.0 | 10 | 0 |
| Kareem Hunt | 5 | 4 | 0.8 | 6 | 1 |
| TOTAL | 24 | 113 | 4.7 | 22 | 2 |

| RECEIVING | NO | YDS | AVG | LG | TD |
|-----------------------|-----------|------------|-------------|-----------|----------|
| David Njoku | 7 | 71 | 10.1 | 22 | 0 |
| Donovan Peoples-Jones | 6 | 71 | 11.8 | 37 | 0 |
| Amarri Cooper | 3 | 74 | 24.7 | 55 | 0 |
| Nick Chubb | 2 | 16 | 8.0 | 14 | 0 |
| Harrison Bryant | 2 | 15 | 7.5 | 14 | 0 |
| David Bell | 1 | 7 | 7.0 | 7 | 0 |
| Kareem Hunt | 1 | 4 | 4.0 | 4 | 0 |
| TOTAL | 22 | 258 | 11.7 | 55 | 0 |

| TOP DEFENSE | TOT | SOLO | AST | SCK | YDS | INT |
|----------------|-----|------|-----|-----|-----|-----|
| Jacob Phillips | 7 | 7 | 0 | 0.0 | 0.0 | 0 |
| Grant Delpit | 7 | 4 | 3 | 0.0 | 0.0 | 0 |
| Sione Takitaki | 7 | 4 | 3 | 0.0 | 0.0 | 0 |

| FIELD GOALS | FGM/FGA | PERCENT | RESULTS |
|--------------|------------|-------------|---------------|
| Cade York | 2-3 | 66.7 | 41G, 37G, 60B |
| TOTAL | 2-3 | 66.0 | |

BALTIMORE RAVENS

| PASSING | ATT | CP | YDS | SK/YD | TD | LG | INT | RTG |
|---------------|-----------|----------|------------|-------------|----------|-----------|----------|-------------|
| Lamar Jackson | 16 | 9 | 120 | 3/26 | 0 | 31 | 0 | 80.2 |
| TOTAL | 16 | 9 | 120 | 3/26 | 0 | 31 | 0 | 80.2 |

| RUSHING | ATT | YDS | AVG | LG | TD |
|----------------|-----------|------------|------------|-----------|----------|
| Gus Edwards | 16 | 66 | 4.1 | 12 | 2 |
| Lamar Jackson | 10 | 59 | 5.9 | 11 | 0 |
| Justice Hill | 5 | 26 | 5.2 | 9 | 0 |
| Kenyan Drake | 11 | 5 | 0.5 | 4 | 0 |
| Mark Andrews | 1 | 4 | 4.0 | 4 | 0 |
| Patrick Ricard | 1 | 0 | 0.0 | 0 | 0 |
| TOTAL | 44 | 160 | 3.6 | 12 | 2 |

| RECEIVING | NO | YDS | AVG | LG | TD |
|----------------|----------|------------|-------------|-----------|----------|
| Rashod Bateman | 4 | 42 | 10.5 | 26 | 0 |
| Devin Duvernay | 2 | 42 | 21.0 | 31 | 0 |
| Patrick Ricard | 2 | 20 | 10.0 | 19 | 0 |
| Isaiah Likely | 1 | 16 | 16.0 | 16 | 0 |
| TOTAL | 9 | 120 | 13.3 | 31 | 0 |

| TOP DEFENSE | TOT | SOLO | AST | SCK | YDS | INT |
|---------------|-----|------|-----|-----|-----|-----|
| Patrick Queen | 11 | 7 | 4 | 1.0 | 5.0 | 0 |
| Chuck Clark | 9 | 6 | 3 | 0.0 | 0.0 | 0 |
| Geno Stone | 7 | 7 | 0 | 0.0 | 0.0 | 0 |

| FIELD GOALS | FGM/FGA | PERCENT | RESULTS |
|---------------|------------|--------------|---------------|
| Justin Tucker | 3-3 | 100.0 | 32G, 34G, 55G |
| TOTAL | 3-3 | 100.0 | |

GAME HIGHLIGHTS

- **LB Malik Harrison** blocked a 60-yard Cleveland FGA with 2:09 remaining in the game to help preserve Baltimore's 23-20 lead. It marked Harrison's first-career block and the Ravens' 17th overall dating back to the 2014 season, marking the NFL's fifth most during that span.
- **OLB Justin Houston** registered a season-high 2 sacks on consecutive plays in the second quarter, including a strip-sack that stalled a late Cleveland drive. He's the fourth NFL defender this season (Maxx Crosby, Myles Garrett & Khalil Mack) and first Raven since OLB Matthew Judon (11/25/18 vs. LV) to notch a sack on back-to-back defensive plays.
- Playing in his first regular season game since 2020 (1/3/21 at Cin.), **RB Gus Edwards** produced 16 rushes for 66 yards and 2 TDs, marking his second-career (also 12/14/20 at Cle.) multi-TD outing.
- With his 105th multi-FG outing, **K Justin Tucker** surpassed K Stephen Gostkowski for the most such performances through the first 11 seasons of an NFL career. Tucker connected on the 53rd 50+ yard FG of his career, surpassing Jason Hanson (52) for the third-most makes from 50+ yards in NFL history. He now trails only Matt Prater (66) and Sebastian Janikowski (58).

Team Statistics

| | Browns | Ravens |
|------------------------------|----------|----------|
| First Downs | 18 | 17 |
| 3rd-Down Eff. (Made/Att/Pct) | 2/11/18% | 7/15/47% |
| 4th-Down Eff. (Made/Att/Pct) | 1/1/100% | 2/2/100% |
| Total Net Yards | 336 | 254 |
| Total Plays | 56 | 63 |
| Yards Per Play | 6.0 | 4.0 |
| Rushes/Net Yards | 24/113 | 44/160 |
| Net Passing | 223 | 94 |
| Pass Attempts/Completions | 27/22 | 16/9 |
| Had Intercepted | 0 | 0 |
| Sacked/Yards Lost | 5/35 | 3/26 |
| Punts/Average | 3/57.7 | 3/60.3 |
| Penalties/Yards | 6/45 | 3/53 |
| Fumbles/Lost | 3/2 | 1/1 |
| Possession Time | 25:56 | 34:04 |



GAME 8: RAVENS 27, BUCCANEERS 22

Baltimore (5-3) • Tampa Bay (3-5)

Thursday, October 27, 2022 • 8:15 PM EDT • Raymond James Stadium • Tampa Bay

Cloudy Temp: 79° F, Humidity: 74%, Wind: W 4 mph • Attendance: 68,912 • Time: 3:08



| | | | | | | |
|-----------------------------------|-----------|----------|-----------|-----------|----------|-----------|
| Baltimore Ravens | 3 | 0 | 14 | 10 | — | 27 |
| Tampa Bay Buccaneers | 10 | 0 | 0 | 12 | — | 22 |

SCORING DRIVES

| TEAM | QTR | TIME | SCORING PLAY | BAL | TB |
|------------|-----|-------|---|-----|----|
| Ravens | 1 | 11:03 | J.Tucker 22 yd. Field Goal (4-2, 1:34) | 3 | 0 |
| Buccaneers | 1 | 06:56 | L.Fourchette 1 yd. run (R.Succop kick) (8-75, 4:07) | 3 | 7 |
| Buccaneers | 1 | 00:26 | R.Succop 31 yd. Field Goal (10-50, 4:41) | 3 | 10 |
| Ravens | 3 | 09:05 | K.Drake 5 yd. pass from L.Jackson (J.Tucker kick) (9-77, 4:53) | 10 | 10 |
| Ravens | 3 | 00:05 | I.Likely 10 yd. pass from L.Jackson (J.Tucker kick) (11-80, 6:52) | 17 | 10 |
| Buccaneers | 4 | 12:26 | R.Succop 30 yd. Field Goal (8-63, 2:39) | 17 | 13 |
| Ravens | 4 | 06:55 | D.Duvernay 15 yd. run (J.Tucker kick) (9-83, 5:31) | 24 | 13 |
| Buccaneers | 4 | 04:54 | R.Succop 26 yd. Field Goal (9-67, 2:01) | 24 | 16 |
| Ravens | 4 | 02:12 | J.Tucker 30 yd. Field Goal (5-49, 2:42) | 27 | 16 |
| Buccaneers | 4 | 00:49 | J.Jones 8 yd. pass from T.Brady (run failed) (11-75, 1:23) | 27 | 22 |

TAMPA BAY BUCCANEERS (HEAD COACH: TODD BOWLES)

| OFFENSE | | | DEFENSE | | |
|---------|----|---------------|---------|----|-------------------|
| WR | 6 | J. Jones | DL | 56 | R. Nuñez-Roches |
| TE | 88 | C. Otton | NT | 50 | V. Vea |
| TE | 41 | K. Kieft | DL | 92 | W. Gholston |
| LT | 76 | D. Smith | OLB | 9 | J. Tryon-Shoyinka |
| LG | 60 | N. Leverett | ILB | 45 | D. White |
| C | 70 | R. Hainsey | ILB | 54 | L. David |
| RG | 69 | S. Mason | OLB | 58 | S. Barrett |
| RT | 78 | T. Wirfs | CB | 22 | K. Neal |
| WR | 13 | M. Evans | CB | 27 | Z. McCollum |
| QB | 12 | T. Brady | S | 35 | J. Dean |
| RB | 7 | L. Fourchette | S | 32 | M. Edwards |

BALTIMORE RAVENS (HEAD COACH: JOHN HARBAUGH)

| OFFENSE | | | DEFENSE | | |
|---------|----|---------------|---------|----|---------------|
| WR | 7 | R. Bateman | DT | 92 | J. Madubuike |
| WR | 13 | D. Duvernay | NT | 98 | T. Jones |
| LT | 79 | R. Stanley | DE | 96 | B. Washington |
| LG | 72 | B. Powers | RUSH | 47 | D. Kennard |
| C | 64 | T. Linderbaum | MLB | 59 | A. Klein |
| RG | 70 | K. Zeitler | WLB | 6 | P. Queen |
| RT | 78 | M. Moses | SAM | 40 | M. Harrison |
| TE | 89 | M. Andrews | CB | 24 | M. Peters |
| QB | 8 | L. Jackson | SS | 36 | C. Clark |
| FB | 42 | P. Ricard | FS | 26 | G. Stone |
| RB | 17 | K. Drake | CB | 44 | M. Humphrey |

BALTIMORE RAVENS

| PASSING | ATT | CP | YDS | SK/YD | TD | LG | INT | RTG |
|---------------|-----------|-----------|------------|-------------|----------|-----------|----------|--------------|
| Lamar Jackson | 38 | 27 | 238 | 3/16 | 2 | 22 | 0 | 104.9 |
| TOTAL | 38 | 27 | 238 | 3/16 | 2 | 22 | 0 | 104.9 |

| RUSHING | ATT | YDS | AVG | LG | TD |
|----------------|-----------|------------|------------|-----------|----------|
| Gus Edwards | 11 | 65 | 5.9 | 22 | 0 |
| Kenyan Drake | 7 | 62 | 8.9 | 40 | 0 |
| Lamar Jackson | 9 | 43 | 4.8 | 25 | 0 |
| Devin Duvernay | 2 | 33 | 16.5 | 18 | 1 |
| Justice Hill | 4 | 28 | 7.0 | 12 | 0 |
| TOTAL | 33 | 231 | 7.0 | 40 | 1 |

| RECEIVING | NO | YDS | AVG | LG | TD |
|-------------------|-----------|------------|------------|-----------|----------|
| Isaiah Likely | 6 | 77 | 12.8 | 17 | 1 |
| Demarcus Robinson | 6 | 64 | 10.7 | 16 | 0 |
| Devin Duvernay | 4 | 31 | 7.8 | 13 | 0 |
| Kenyan Drake | 4 | 5 | 1.3 | 5t | 1 |
| Mark Andrews | 3 | 33 | 11.0 | 22 | 0 |
| James Proche II | 3 | 24 | 8.0 | 12 | 0 |
| Josh Oliver | 1 | 4 | 4.0 | 4 | 0 |
| TOTAL | 27 | 238 | 8.8 | 22 | 2 |

| TOP DEFENSE | TOT | SOLO | AST | SCK | YDS | INT |
|-------------------|-----|------|-----|-----|-----|-----|
| Geno Stone | 6 | 6 | 0 | 0.0 | 0.0 | 0 |
| Damarion Williams | 5 | 1 | 4 | 0.0 | 0.0 | 0 |
| Patrick Queen | 4 | 4 | 0 | 0.0 | 0.0 | 0 |

| FIELD GOALS | FGM/FGA | PERCENT | RESULTS |
|---------------|------------|-------------|---------------|
| Justin Tucker | 2-3 | 66.7 | 22G, 61B, 30G |
| TOTAL | 2-3 | 66.0 | |

TAMPA BAY BUCCANEERS

| PASSING | ATT | CP | YDS | SK/YD | TD | LG | INT | RTG |
|--------------|-----------|-----------|------------|-------------|----------|-----------|----------|-------------|
| Tom Brady | 44 | 26 | 325 | 3/20 | 1 | 51 | 0 | 89.7 |
| TOTAL | 44 | 26 | 325 | 3/20 | 1 | 51 | 0 | 89.7 |

| RUSHING | ATT | YDS | AVG | LG | TD |
|-------------------|-----------|-----------|------------|----------|----------|
| Leonard Fournette | 9 | 24 | 2.7 | 9 | 1 |
| Rachaad White | 4 | 19 | 4.8 | 8 | 0 |
| Tom Brady | 1 | 1 | 1.0 | 1 | 0 |
| Julio Jones | 1 | 0 | 0.0 | 0 | 0 |
| TOTAL | 15 | 44 | 2.9 | 9 | 1 |

| RECEIVING | NO | YDS | AVG | LG | TD |
|-------------------|-----------|------------|-------------|-----------|----------|
| Mike Evans | 6 | 123 | 20.5 | 51 | 0 |
| Chris Godwin | 6 | 75 | 12.5 | 44 | 0 |
| Leonard Fournette | 3 | 34 | 11.3 | 15 | 0 |
| Rachaad White | 3 | 24 | 8.0 | 20 | 0 |
| Julio Jones | 2 | 21 | 10.5 | 13 | 1 |
| Cade Otton | 2 | 15 | 7.5 | 10 | 0 |
| Scotty Miller | 2 | 13 | 6.5 | 7 | 0 |
| Breshad Perriman | 1 | 11 | 11.0 | 11 | 0 |
| Ko Kieft | 1 | 9 | 9.0 | 9 | 0 |
| TOTAL | 26 | 325 | 12.5 | 51 | 1 |

| TOP DEFENSE | TOT | SOLO | AST | SCK | YDS | INT |
|--------------|-----|------|-----|-----|-----|-----|
| Mike Edwards | 11 | 8 | 3 | 0.0 | 0.0 | 0 |
| Devin White | 10 | 6 | 4 | 0.0 | 0.0 | 0 |
| Keanu Neal | 8 | 4 | 4 | 0.0 | 0.0 | 0 |

| FIELD GOALS | FGM/FGA | PERCENT | RESULTS |
|--------------|------------|--------------|---------------|
| Ryan Succop | 3-3 | 100.0 | 31G, 30G, 26G |
| TOTAL | 3-3 | 100.0 | |

GAME HIGHLIGHTS

- Led by **RBs Gus Edwards** (65 yards on 11 attempts) and **Kenyan Drake** (62 yards on 7 attempts), as well as **QB Lamar Jackson** (43 rushing yards on 9 attempts), Baltimore rushed for a season-high 231 rushing yards on 33 attempts (7.0 avg.), extending the NFL's longest active streak of at least 150 rushing yards to seven.
- **OLB Justin Houston** posted his second-straight game recording a sack on two consecutive defensive plays and has now produced 6 sacks in five games this season. He's the first Raven since 2017 (OLB Terrell Suggs – W11-W12) to notch back-to-back multi-sack games.
- **WR Devin Duvernay** capped a 9-play, 83-yard drive with his first-career rushing TD on a 15-yard scamper. Duvernay totaled a single-game best 163 all-purpose yards (33 rushing, 31 receiving, 72 KORs and 27 PRs). Duvernay is the first player in franchise history to post a KOR-TD, receiving TD and rushing TD in a Ravens' career. He's also the NFL's only player in 2022 through Week 8 with a TD in each of those three categories.

Team Statistics

| | Ravens | Buccaneers |
|------------------------------|----------|------------|
| First Downs | 27 | 20 |
| 3rd-Down Eff. (Made/Att/Pct) | 6/13/46% | 4/13/31% |
| 4th-Down Eff. (Made/Att/Pct) | 0/1/0% | 1/1/100% |
| Total Net Yards | 453 | 349 |
| Total Plays | 74 | 62 |
| Yards Per Play | 6.1 | 5.6 |
| Rushes/Net Yards | 33/231 | 15/44 |
| Net Passing | 222 | 305 |
| Pass Attempts/Completions | 38/27 | 44/26 |
| Had Intercepted | 0 | 0 |
| Sacked/Yards Lost | 3/16 | 3/20 |
| Punts/Average | 4/52.5 | 5/53.4 |
| Penalties/Yards | 7/101 | 4/35 |
| Fumbles/Lost | 0/0 | 1/1 |
| Possession Time | 38:23 | 21:37 |



GAME 9: RAVENS 27, SAINTS 13

Baltimore (6-3) • New Orleans (3-6)

Monday, November 7, 2022 • 8:15 PM EST • Caesars Superdome • New Orleans
Indoors • Attendance: 70,010 • Time: 2:52



| | | | | | | |
|--------------------|---|---|---|----|---|----|
| Baltimore Ravens | 7 | 7 | 3 | 10 | — | 27 |
| New Orleans Saints | 0 | 3 | 3 | 7 | — | 13 |

SCORING DRIVES

| TEAM | QTR | TIME | SCORING PLAY | BAL | NO |
|--------|-----|-------|---|-----|----|
| Ravens | 1 | 01:23 | I.Likely 24 yd. pass from L.Jackson (J.Tucker kick) (11-76, 7:02) | 7 | 0 |
| Ravens | 2 | 02:00 | K.Drake 1 yd. run (J.Tucker kick) (12-81, 7:05) | 14 | 0 |
| Saints | 2 | 00:00 | W.Lutz 33 yd. Field Goal (12-60, 2:00) | 14 | 3 |
| Ravens | 3 | 08:25 | J.Tucker 32 yd. Field Goal (12-61, 6:35) | 17 | 3 |
| Saints | 3 | 01:25 | W.Lutz 37 yd. Field Goal (12-56, 7:00) | 17 | 6 |
| Ravens | 4 | 08:31 | J.Tucker 41 yd. Field Goal (8-40, 4:39) | 20 | 6 |
| Ravens | 4 | 06:55 | K.Drake 3 yd. run (J.Tucker kick) (3-17, 1:29) | 27 | 6 |
| Saints | 4 | 04:13 | J.Johnson 41 yd. pass from A.Dalton (W.Lutz kick) (9-83, 2:42) | 27 | 13 |

NEW ORLEANS SAINTS (HEAD COACH: DENNIS ALLEN)

| OFFENSE | | | DEFENSE | | |
|---------|----|------------|---------|----|--------------|
| WR | 17 | K. White | RDE | 92 | M. Davenport |
| WR | 12 | C. Olave | DT | 97 | M. Roach |
| LT | 74 | J. Hurst | DT | 93 | D. Onyemata |
| LG | 75 | A. Peat | LDE | 94 | C. Jordan |
| C | 78 | E. McCoy | WILL | 20 | P. Werner |
| RG | 51 | C. Ruiz | MLB | 56 | D. Davis |
| RT | 71 | R. Ramczyk | LCB | 29 | P. Adebo |
| TE | 83 | J. Johnson | RCB | 27 | A. Taylor |
| TE | 7 | T. Hill | FS | 32 | T. Mathieu |
| QB | 14 | A. Dalton | S | 19 | C. Harris |
| RB | 41 | A. Kamara | S | 6 | M. Maye |

BALTIMORE RAVENS (HEAD COACH: JOHN HARBAUGH)

| OFFENSE | | | DEFENSE | | |
|---------|----|---------------|---------|----|----------------|
| WR | 15 | D. Jackson | DT | 92 | J. Madubuike |
| WR | 13 | D. Duvernay | NT | 96 | B. Washington |
| LT | 79 | R. Stanley | DE | 93 | C. Campbell |
| LG | 72 | B. Powers | RUSH | 4 | J. Pierre-Paul |
| C | 64 | T. Linderbaum | MLB | 18 | R. Smith |
| RG | 70 | K. Zeitler | WLB | 6 | P. Queen |
| RT | 78 | M. Moses | SAM | 40 | M. Harrison |
| TE | 80 | I. Likely | CB | 24 | M. Peters |
| TE | 84 | J. Oliver | SS | 36 | C. Clark |
| QB | 8 | L. Jackson | FS | 26 | G. Stone |
| RB | 17 | K. Drake | CB | 44 | M. Humphrey |

OFFICIALS: Referee: Brad Rogers (126), Umpire: Carl Paganelli (124), Down Judge: Kent Payne (79), Line Judge: Thomas Eaton (87), Field Judge: Aaron Santi (50), Side Judge: Anthony Jeffries (36), Back Judge: Greg Steed (12), Replay Official: Bob Hubbell, Replay Assistant: Durwood Manley

BALTIMORE RAVENS

| PASSING | ATT | CP | YDS | SK/YD | TD | LG | INT | RTG |
|---------------|-----------|-----------|------------|------------|----------|------------|----------|-------------|
| Lamar Jackson | 22 | 12 | 133 | 3/2 | 1 | 24t | 0 | 87.9 |
| TOTAL | 22 | 12 | 133 | 3/2 | 1 | 24T | 0 | 87.9 |

| RUSHING | ATT | YDS | AVG | LG | TD |
|----------------|-----------|------------|------------|-----------|----------|
| Kenyan Drake | 24 | 93 | 3.9 | 18 | 2 |
| Lamar Jackson | 11 | 82 | 7.5 | 17 | 0 |
| Justice Hill | 4 | 11 | 2.8 | 9 | 0 |
| Patrick Ricard | 1 | 2 | 2.0 | 2 | 0 |
| TOTAL | 40 | 188 | 4.7 | 18 | 2 |

| RECEIVING | NO | YDS | AVG | LG | TD |
|-------------------|-----------|------------|-------------|------------|----------|
| James Proche II | 2 | 22 | 11.0 | 12 | 0 |
| Kenyan Drake | 2 | 16 | 8.0 | 11 | 0 |
| Isaiah Likely | 1 | 24 | 24.0 | 24t | 1 |
| Josh Oliver | 1 | 19 | 19.0 | 19 | 0 |
| DeSean Jackson | 1 | 16 | 16.0 | 16 | 0 |
| Demarcus Robinson | 1 | 12 | 12.0 | 12 | 0 |
| Justice Hill | 1 | 8 | 8.0 | 8 | 0 |
| Mike Davis | 1 | 7 | 7.0 | 7 | 0 |
| Devin Duvernay | 1 | 5 | 5.0 | 5 | 0 |
| Patrick Ricard | 1 | 4 | 4.0 | 4 | 0 |
| TOTAL | 12 | 133 | 11.1 | 24T | 1 |

| TOP DEFENSE | TOT | SOLO | AST | SCK | YDS | INT |
|-----------------|-----|------|-----|-----|-----|-----|
| Marlon Humphrey | 7 | 5 | 2 | 1.0 | 9.0 | 0 |
| Kyle Hamilton | 5 | 5 | 0 | 0.0 | 0.0 | 0 |
| Patrick Queen | 5 | 5 | 0 | 0.0 | 0.0 | 0 |

| FIELD GOALS | FGM/FGA | PERCENT | RESULTS |
|---------------|------------|--------------|----------|
| Justin Tucker | 2-2 | 100.0 | 32G, 41G |
| TOTAL | 2-2 | 100.0 | |

NEW ORLEANS SAINTS

| PASSING | ATT | CP | YDS | SK/YD | TD | LG | INT | RTG |
|--------------|-----------|-----------|------------|-------------|----------|------------|----------|-------------|
| Andy Dalton | 29 | 19 | 210 | 4/28 | 1 | 41t | 1 | 84.0 |
| Taysom Hill | 1 | 1 | 13 | 0/0 | 0 | 13 | 0 | 118.8 |
| TOTAL | 30 | 20 | 223 | 4/28 | 1 | 41T | 1 | 85.8 |

| RUSHING | ATT | YDS | AVG | LG | TD |
|-------------------|-----------|-----------|------------|-----------|----------|
| Alvin Kamara | 9 | 30 | 3.3 | 10 | 0 |
| Dwayne Washington | 3 | 7 | 2.3 | 5 | 0 |
| Taysom Hill | 1 | 6 | 6.0 | 6 | 0 |
| Andy Dalton | 2 | 5 | 2.5 | 3 | 0 |
| TOTAL | 15 | 48 | 3.2 | 10 | 0 |

| RECEIVING | NO | YDS | AVG | LG | TD |
|-------------------|-----------|------------|-------------|------------|----------|
| Chris Olave | 6 | 71 | 11.8 | 16 | 0 |
| Alvin Kamara | 3 | 32 | 10.7 | 19 | 0 |
| Tre'Quan Smith | 3 | 29 | 9.7 | 13 | 0 |
| Marquez Callaway | 3 | 24 | 8.0 | 12 | 0 |
| Juwan Johnson | 2 | 42 | 21.0 | 41t | 1 |
| Kevin White | 1 | 10 | 10.0 | 10 | 0 |
| Adam Trautman | 1 | 8 | 8.0 | 8 | 0 |
| Dwayne Washington | 1 | 7 | 7.0 | 7 | 0 |
| TOTAL | 20 | 223 | 11.2 | 41T | 1 |

| TOP DEFENSE | TOT | SOLO | AST | SCK | YDS | INT |
|------------------|-----|------|-----|-----|-----|-----|
| Marcus Maye | 11 | 8 | 3 | 0.0 | 0.0 | 0 |
| Demario Davis | 7 | 5 | 2 | 1.0 | 0.0 | 0 |
| Tanoh Kpassagnon | 5 | 5 | 0 | 0.0 | 0.0 | 0 |

| FIELD GOALS | FGM/FGA | PERCENT | RESULTS |
|--------------|------------|--------------|----------|
| Wil Lutz | 2-2 | 100.0 | 33G, 37G |
| TOTAL | 2-2 | 100.0 | |

GAME HIGHLIGHTS

- With 2.5 sacks and 1 INT, **OLB Justin Houston** has recorded multiple sacks in three consecutive games, marking the longest streak in Ravens franchise history. He owns 6.5 sacks in his past three games and 8.5 sacks in six total games played this season.
- Baltimore rushed for 188 yards and produced its eighth-straight contest with at least 150 rushing yards. (This stands as the NFL's longest such active streak.)
- **RB Kenyan Drake** led the way with a season-high 93 rushing yards and 2 TDs, marking the fifth game of his career with at least 2 rushing TDs (and his first since 11/29/20 vs. NE while playing for Arizona).
- Baltimore has now recorded a takeaway in 11 consecutive games (dating back to last season), marking the NFL's longest active streak. The Ravens' theft came on **Houston's** INT late in the third quarter.

Team Statistics

| | Ravens | Saints |
|------------------------------|----------|----------|
| First Downs | 23 | 13 |
| 3rd-Down Eff. (Made/Att/Pct) | 9/15/60% | 3/11/27% |
| 4th-Down Eff. (Made/Att/Pct) | 0/0/0% | 1/1/100% |
| Total Net Yards | 319 | 243 |
| Total Plays | 65 | 49 |
| Yards Per Play | 4.9 | 5.0 |
| Rushes/Net Yards | 40/188 | 15/48 |
| Net Passing | 131 | 195 |
| Pass Attempts/Completions | 22/12 | 30/20 |
| Had Intercepted | 0 | 1 |
| Sacked/Yards Lost | 3/2 | 4/28 |
| Punts/Average | 4/48.3 | 5/46.4 |
| Penalties/Yards | 5/31 | 5/40 |
| Fumbles/Lost | 1/0 | 0/0 |
| Possession Time | 37:47 | 22:13 |



GAME 10: PANTHERS 3, RAVENS 13

Carolina (3-8) • Baltimore (7-3)

Sunday, November 20, 2022 • 1:00 PM EST • M&T Bank Stadium • Baltimore
Sunny Temp: 36° F, Humidity: 28%, Wind: WNW 18 mph • Attendance: 70,677 • Time: 3:12



| | | | | | | |
|-------------------|---|---|---|----|---|----|
| Carolina Panthers | 0 | 0 | 3 | 0 | — | 3 |
| Baltimore Ravens | 0 | 3 | 0 | 10 | — | 13 |

SCORING DRIVES

| TEAM | QTR | TIME | SCORING PLAY | CAR | BAL |
|----------|-----|-------|--|-----|-----|
| Ravens | 2 | 00:00 | J.Tucker 32 yd. Field Goal (15-76, 3:38) | 0 | 3 |
| Panthers | 3 | 08:07 | E.Pineiro 32 yd. Field Goal (9-40, 3:15) | 3 | 3 |
| Ravens | 4 | 08:27 | J.Tucker 37 yd. Field Goal (12-67, 7:00) | 3 | 6 |
| Ravens | 4 | 07:16 | L.Jackson 1 yd. run (J.Tucker Kick) (2-31, 0:58) | 3 | 13 |

CAROLINA PANTHERS (HEAD COACH: STEVE WILKS)

| OFFENSE | | | DEFENSE | | |
|---------|----|-----------------|---------|----|----------------|
| LT | 79 | I. Ekwonu | DE | 97 | Y. Gross-Matos |
| LG | 70 | B. Christensen | DT | 95 | D. Brown |
| C | 56 | B. Bozeman | DE | 93 | B. Roy |
| RG | 63 | A. Corbett | DT | 53 | B. Burns |
| RT | 72 | T. Moton | SAM | 55 | C. Littleton |
| TE | 80 | I. Thomas | MIKE | 7 | S. Thompson |
| WR | 2 | D. Moore | WILL | 49 | F. Luvu |
| WR | 15 | L. Shenault Jr. | CB | 24 | C. Henderson |
| WR | 88 | T. Marshall Jr. | CB | 8 | J. Horn |
| WR | 12 | S. Smith | S | 25 | X. Woods |
| RB | 33 | D. Foreman | S | 21 | J. Chinn |
| QB | 6 | B. Mayfield | | | |

BALTIMORE RAVENS (HEAD COACH: JOHN HARBAUGH)

| OFFENSE | | | DEFENSE | | |
|---------|----|---------------|---------|----|----------------|
| WR | 10 | D. Robinson | DT | 92 | J. Madubuike |
| WR | 13 | D. Duvernay | NT | 96 | B. Washington |
| LT | 79 | R. Stanley | DE | 93 | C. Campbell |
| LG | 72 | B. Powers | RUSH | 4 | J. Pierre-Paul |
| C | 64 | T. Linderbaum | MLB | 18 | R. Smith |
| RG | 70 | K. Zeitler | WLB | 6 | P. Queen |
| RT | 78 | M. Moses | SAM | 40 | M. Harrison |
| TE | 89 | M. Andrews | CB | 24 | M. Peters |
| QB | 8 | L. Jackson | SS | 36 | C. Clark |
| FB | 42 | P. Ricard | FS | 26 | G. Stone |
| RB | 17 | K. Drake | CB | 44 | M. Humphrey |

OFFICIALS: Referee: Jerome Boger (123), Umpire: Barry Anderson (20), Down Judge: Frank LeBlanc (44), Line Judge: Rusty Baynes (59), Field Judge: Alonzo Ramsey III (80), Side Judge: Jonah Monroe (120), Back Judge: Steve Patrick (17), Replay Official: Saleem Choudhry, Replay Assistant: Yvonda Lewis

CAROLINA PANTHERS

| PASSING | ATT | CP | YDS | SK/YD | TD | LG | INT | RTG |
|----------------|-----------|-----------|------------|-------------|----------|-----------|----------|-------------|
| Baker Mayfield | 33 | 21 | 196 | 4/27 | 0 | 34 | 2 | 54.6 |
| TOTAL | 33 | 21 | 196 | 4/27 | 0 | 34 | 2 | 54.6 |

| RUSHING | ATT | YDS | AVG | LG | TD |
|----------------|-----------|-----------|------------|-----------|----------|
| D'Onta Foreman | 11 | 24 | 2.2 | 10 | 0 |
| Baker Mayfield | 2 | 12 | 6.0 | 8 | 0 |
| Chuba Hubbard | 4 | 0 | 0.0 | 2 | 0 |
| TOTAL | 17 | 36 | 2.1 | 10 | 0 |

| RECEIVING | NO | YDS | AVG | LG | TD |
|----------------------|-----------|------------|------------|-----------|----------|
| Shi Smith | 4 | 26 | 6.5 | 10 | 0 |
| Laviska Shenault Jr. | 4 | 7 | 1.8 | 5 | 0 |
| Terrace Marshall Jr. | 3 | 76 | 25.3 | 34 | 0 |
| DJ Moore | 3 | 24 | 8.0 | 12 | 0 |
| Ian Thomas | 3 | 24 | 8.0 | 12 | 0 |
| Chuba Hubbard | 2 | 25 | 12.5 | 15 | 0 |
| Raheem Blackshear | 2 | 14 | 7.0 | 10 | 0 |
| TOTAL | 21 | 196 | 9.3 | 34 | 0 |

| TOP DEFENSE | TOT | SOLO | AST | SCK | YDS | INT |
|--------------|-----|------|-----|-----|-----|-----|
| CJ Henderson | 10 | 10 | 0 | 0.0 | 0.0 | 0 |
| Frankie Luvu | 10 | 6 | 4 | 1.0 | 1.0 | 0 |
| Jeremy Chinn | 9 | 7 | 2 | 0.0 | 0.0 | 0 |

| FIELD GOALS | FGM/FGA | PERCENT | RESULTS |
|--------------|------------|--------------|---------|
| Eddy Piñeiro | 1-1 | 100.0 | 32G |
| TOTAL | 1-1 | 100.0 | |

BALTIMORE RAVENS

| PASSING | ATT | CP | YDS | SK/YD | TD | LG | INT | RTG |
|---------------|-----------|-----------|------------|-------------|----------|-----------|----------|-------------|
| Lamar Jackson | 33 | 24 | 209 | 3/16 | 0 | 31 | 1 | 76.5 |
| TOTAL | 33 | 24 | 209 | 3/16 | 0 | 31 | 1 | 76.5 |

| RUSHING | ATT | YDS | AVG | LG | TD |
|----------------|-----------|------------|------------|-----------|----------|
| Kenyan Drake | 10 | 46 | 4.6 | 29 | 0 |
| Lamar Jackson | 11 | 31 | 2.8 | 10 | 1 |
| Justice Hill | 7 | 30 | 4.3 | 11 | 0 |
| Devin Duvernay | 1 | 4 | 4.0 | 4 | 0 |
| Patrick Ricard | 1 | 4 | 4.0 | 4 | 0 |
| TOTAL | 30 | 115 | 3.8 | 29 | 1 |

| RECEIVING | NO | YDS | AVG | LG | TD |
|-------------------|-----------|------------|------------|-----------|----------|
| Demarcus Robinson | 9 | 128 | 14.2 | 31 | 0 |
| Mark Andrews | 6 | 63 | 10.5 | 16 | 0 |
| Justice Hill | 3 | 8 | 2.7 | 7 | 0 |
| Kenyan Drake | 2 | 7 | 3.5 | 5 | 0 |
| Devin Duvernay | 1 | 3 | 3.0 | 3 | 0 |
| Josh Oliver | 1 | 2 | 2.0 | 2 | 0 |
| Isaiah Likely | 1 | 1 | 1.0 | 1 | 0 |
| Mike Davis | 1 | -3 | -3.0 | -3 | 0 |
| TOTAL | 24 | 209 | 8.7 | 31 | 0 |

| TOP DEFENSE | TOT | SOLO | AST | SCK | YDS | INT |
|---------------|-----|------|-----|-----|-----|-----|
| Patrick Queen | 12 | 9 | 3 | 0.5 | 4.5 | 0 |
| Roquan Smith | 7 | 6 | 1 | 1.0 | 1.0 | 0 |
| Marcus Peters | 5 | 4 | 1 | 0.0 | 0.0 | 0 |

| FIELD GOALS | FGM/FGA | PERCENT | RESULTS |
|---------------|------------|--------------|----------|
| Justin Tucker | 2-2 | 100.0 | 32G, 37G |
| TOTAL | 2-2 | 100.0 | |

GAME HIGHLIGHTS

- Baltimore's defense permitted season lows in points (3), total yards (205), yards-per-play average (3.8) and rushing yards (36), while recording 3 takeaways (2 INTs & 1 FR) and 4 sacks.
- Baltimore has held opponents scoreless in the first half an NFL-high 29 times since 2008. In such games under head coach **John Harbaugh**, the Ravens are 28-1, including victories in 22 straight games.
- TE Mark Andrews** (4,017) became the third Ravens player in franchise history to reach 4,000 receiving yards (TE Todd Heap & WR Derrick Mason). Additionally, he became the fifth tight end since the 1970 AFL-NFL merger to tally 4,000 receiving yards and 30 TD receptions within the first five years of a career.
- Since their 1996 inception, the Ravens are 19-8 in games immediately following a bye, tying the Philadelphia Eagles (.704) for the NFL's best mark during this span.

Team Statistics

| | Panthers | Ravens |
|------------------------------|----------|----------|
| First Downs | 13 | 19 |
| 3rd-Down Eff. (Made/Att/Pct) | 3/12/25% | 6/15/40% |
| 4th-Down Eff. (Made/Att/Pct) | 0/1/0% | 0/0/0% |
| Total Net Yards | 205 | 308 |
| Total Plays | 54 | 66 |
| Yards Per Play | 3.8 | 4.7 |
| Rushes/Net Yards | 17/36 | 30/115 |
| Net Passing | 169 | 193 |
| Pass Attempts/Completions | 33/21 | 33/24 |
| Had Intercepted | 2 | 1 |
| Sacked/Yards Lost | 4/27 | 3/16 |
| Punts/Average | 6/44.2 | 7/35.9 |
| Penalties/Yards | 9/66 | 10/93 |
| Fumbles/Lost | 2/1 | 0/0 |
| Possession Time | 26:46 | 33:14 |



GAME 11: RAVENS 27, JAGUARS 28

Baltimore (7-4) • Jacksonville (4-7)

Sunday, November 27, 2022 • 1:25 PM EST • TIAA Bank Field • Jacksonville

Temp: 74° F, Humidity: 91%, Wind: SW 14 mph • Attendance: 59,560 • 3:15



| | | | | | | |
|-----------------------------------|----------|-----------|----------|-----------|----------|-----------|
| Baltimore Ravens | 6 | 3 | 3 | 15 | — | 27 |
| Jacksonville Jaguars | 0 | 10 | 0 | 18 | — | 28 |

SCORING DRIVES

| TEAM | QTR | TIME | SCORING PLAY | BAL | JAX |
|---------|-----|-------|---|-----|-----|
| Ravens | 1 | 09:23 | J.Tucker 27 yd. Field Goal (11-65, 5:37) | 3 | 0 |
| Ravens | 1 | 02:03 | J.Tucker 29 yd. Field Goal (8-38, 3:58) | 6 | 0 |
| Jaguars | 2 | 09:57 | J.Hasty 28 yd. pass from T.Lawrence (R.Patterson kick) (4-50, 1:55) | 6 | 7 |
| Ravens | 2 | 04:51 | J.Tucker 55 yd. Field Goal (12-38, 5:06) | 9 | 7 |
| Jaguars | 2 | 00:09 | R.Patterson 22 yd. Field Goal (12-71, 4:42) | 9 | 10 |
| Ravens | 3 | 07:51 | J.Tucker 24 yd. Field Goal (10-74, 5:29) | 12 | 10 |
| Ravens | 4 | 13:07 | G.Edwards 1 yd. run (J.Tucker kick) (7-25, 2:12) | 19 | 10 |
| Jaguars | 4 | 05:55 | J.Agnew 1 yd. pass from T.Lawrence (R.Patterson kick) (14-75, 7:12) | 19 | 17 |
| Jaguars | 4 | 04:19 | R.Patterson 29 yd. Field Goal (4-5, 1:23) | 19 | 20 |
| Ravens | 4 | 02:02 | J.Oliver 12 yd. pass from L.Jackson (L.Jackson-M.Andrews pass) (6-75, 2:17) | 27 | 20 |
| Jaguars | 4 | 00:14 | M.Jones 10 yd. pass from T.Lawrence (T.Lawrence-Z.Jones pass) (10-75, 1:48) | 27 | 28 |

JACKSONVILLE JAGUARS (HEAD COACH: DOUG PEDERSON)

| OFFENSE | | | DEFENSE | | |
|---------|----|----------------|---------|----|---------------------|
| WR | 7 | Z. Jones | DL | 94 | F. Fatukasi |
| WR | 13 | C. Kirk | DL | 95 | R. Robertson-Harris |
| LT | 74 | C. Robinson | OLB | 44 | T. Walker |
| LG | 69 | T. Shatley | LB | 23 | F. Oluokun |
| C | 79 | L. Fortner | LB | 48 | C. Muma |
| RG | 68 | B. Scherff | OLB | 41 | J. Allen |
| RT | 75 | J. Taylor | CB | 32 | T. Campbell |
| TE | 17 | E. Ingram | CB | 31 | D. Williams |
| QB | 16 | T. Lawrence | FS | 5 | A. Cisco |
| RB | 1 | T. Etienne Jr. | SS | 2 | R. Jenkins |
| TE | 84 | C. Manhertz | S | 42 | A. Wingard |

BALTIMORE RAVENS (HEAD COACH: JOHN HARBAUGH)

| OFFENSE | | | DEFENSE | | |
|---------|----|---------------|---------|----|----------------|
| WR | 10 | D. Robinson | DT | 92 | J. Madubuike |
| WR | 13 | D. Duvernay | NT | 96 | B. Washington |
| LT | 65 | P. Mekari | DE | 93 | C. Campbell |
| LG | 72 | B. Powers | RUSH | 4 | J. Pierre-Paul |
| C | 64 | T. Linderbaum | MLB | 18 | R. Smith |
| RG | 70 | K. Zeitler | WLB | 6 | P. Queen |
| RT | 78 | M. Moses | SAM | 40 | M. Harrison |
| TE | 89 | M. Andrews | CB | 24 | M. Peters |
| QB | 8 | L. Jackson | SS | 36 | C. Clark |
| FB | 42 | P. Ricard | FS | 26 | G. Stone |
| RB | 35 | G. Edwards | CB | 44 | M. Humphrey |

OFFICIALS: Referee: Land Clark (130), Umpire: Paul King (121), Down Judge: Tom Stephan (68), Line Judge: Brian Bolinger (40), Field Judge: Michael Banks (72), Side Judge: Dominique Pender (114), Back Judge: Greg Meyer (78), Replay Official: Randy Campbell, Replay Assistant: Desiree Abrams

BALTIMORE RAVENS

| PASSING | ATT | CP | YDS | SK/YD | TD | LG | INT | RTG |
|---------------|-----------|-----------|------------|------------|----------|-----------|----------|-------------|
| Lamar Jackson | 32 | 16 | 254 | 1/1 | 1 | 62 | 0 | 87.2 |
| TOTAL | 32 | 16 | 254 | 1/1 | 1 | 62 | 0 | 87.2 |

| RUSHING | ATT | YDS | AVG | LG | TD |
|----------------|-----------|------------|------------|-----------|----------|
| Lamar Jackson | 14 | 89 | 6.4 | 12 | 0 |
| Gus Edwards | 16 | 52 | 3.3 | 16 | 1 |
| Devin Duvernay | 2 | 16 | 8.0 | 9 | 0 |
| Justice Hill | 1 | 3 | 3.0 | 3 | 0 |
| Kenyan Drake | 2 | 2 | 1.0 | 6 | 0 |
| TOTAL | 35 | 162 | 4.6 | 16 | 1 |

| RECEIVING | NO | YDS | AVG | LG | TD |
|-------------------|-----------|------------|-------------|-----------|----------|
| Josh Oliver | 4 | 76 | 19.0 | 40 | 1 |
| Mark Andrews | 4 | 50 | 12.5 | 25 | 0 |
| Devin Duvernay | 3 | 23 | 7.7 | 11 | 0 |
| DeSean Jackson | 2 | 74 | 37.0 | 62 | 0 |
| Patrick Ricard | 2 | 14 | 7.0 | 10 | 0 |
| Demarcus Robinson | 1 | 17 | 17.0 | 17 | 0 |
| TOTAL | 16 | 254 | 15.9 | 62 | 1 |

| TOP DEFENSE | TOT | SOLO | AST | SCK | YDS | INT |
|---------------|-----|------|-----|-----|-----|-----|
| Marcus Peters | 8 | 6 | 2 | 0.0 | 0.0 | 0 |
| Roquan Smith | 8 | 5 | 3 | 0.0 | 0.0 | 0 |
| Chuck Clark | 7 | 4 | 3 | 0.0 | 0.0 | 0 |

| FIELD GOALS | FGM/FGA | PERCENT | RESULTS |
|---------------|------------|-------------|--------------------------|
| Justin Tucker | 4-5 | 80.0 | 27G, 29G, 55G, 24G, 67SH |
| TOTAL | 4-5 | 80.0 | |

JACKSONVILLE JAGUARS

| PASSING | ATT | CP | YDS | SK/YD | TD | LG | INT | RTG |
|-----------------|-----------|-----------|------------|-------------|----------|-----------|----------|--------------|
| Trevor Lawrence | 37 | 29 | 321 | 4/27 | 3 | 29 | 0 | 129.8 |
| TOTAL | 37 | 29 | 321 | 4/27 | 3 | 29 | 0 | 129.8 |

| RUSHING | ATT | YDS | AVG | LG | TD |
|--------------------|-----------|-----------|------------|-----------|----------|
| JaMycal Hasty | 12 | 28 | 2.3 | 13 | 0 |
| Snoop Conner | 3 | 11 | 3.7 | 5 | 0 |
| Travis Etienne Jr. | 2 | 3 | 1.5 | 3 | 0 |
| Trevor Lawrence | 2 | 1 | 0.5 | 1 | 0 |
| Christian Kirk | 1 | -5 | -5.0 | -5 | 0 |
| TOTAL | 20 | 38 | 1.9 | 13 | 0 |

| RECEIVING | NO | YDS | AVG | LG | TD |
|------------------|-----------|------------|-------------|-----------|----------|
| Zay Jones | 11 | 145 | 13.2 | 29 | 0 |
| JaMycal Hasty | 5 | 67 | 13.4 | 28t | 1 |
| Jamal Agnew | 5 | 37 | 7.4 | 17 | 1 |
| Christian Kirk | 4 | 46 | 11.5 | 17 | 0 |
| Marvin Jones Jr. | 3 | 22 | 7.3 | 10t | 1 |
| Evan Ingram | 1 | 4 | 4.0 | 4 | 0 |
| TOTAL | 29 | 321 | 11.1 | 29 | 3 |

| TOP DEFENSE | TOT | SOLO | AST | SCK | YDS | INT |
|------------------|-----|------|-----|-----|-----|-----|
| Foyesade Oluokun | 18 | 13 | 5 | 0.0 | 0.0 | 0 |
| Chad Muma | 9 | 4 | 5 | 0.0 | 0.0 | 0 |
| Andre Cisco | 7 | 6 | 1 | 0.0 | 0.0 | 0 |

| FIELD GOALS | FGM/FGA | PERCENT | RESULTS |
|-----------------|------------|--------------|----------|
| Riley Patterson | 2-2 | 100.0 | 22G, 29G |
| TOTAL | 2-2 | 100.0 | |

GAME HIGHLIGHTS

- With severe weather and lightning in Jacksonville, kickoff was pushed back 25 minutes (1:25 p.m.).
- **K Justin Tucker** made FGs from 24, 27, 29 and 55 yards, while coming up just short on a last-second 67-yarder – the longest try of his career. With his 13 points, Tucker (1,458) surpassed Stephen Gostkowski (1,457) for the most points scored by a player in the first 11 years of a career in NFL history.
- Baltimore's defense permitted 38 rushing yards on 20 carries (1.9 avg.), while adding four sacks (1 each by **DT Broderick Washington**, **OLB Tyus Bowser**, **CB Marlon Humphrey** and **DT Calais Campbell**). Baltimore set a franchise record of consecutive games (7) registering at least 3 sacks.
- **QB Lamar Jackson** had a game-high 89 rushing yards on 14 carries (6.4 avg.). In doing so, he posted his fifth-career game with at least 250 passing yards and 75 rushing yards, tying QB Russell Wilson for the most such performances in NFL history.
- **WR DeSean Jackson** collected a 62-yard reception on a 6-play, 75-yard drive that was capped with a 12-yard TD reception by **TE Josh Oliver**. Including the TD grab, Oliver posted team and career highs in receptions (4) and receiving yards (76), while notching a career long 40-yard catch.

Team Statistics

| | Ravens | Jaguars |
|------------------------------|----------|----------|
| First Downs | 24 | 18 |
| 3rd-Down Eff. (Made/Att/Pct) | 8/14/57% | 4/13/31% |
| 4th-Down Eff. (Made/Att/Pct) | 0/1/0% | 2/3/67% |
| Total Net Yards | 415 | 332 |
| Total Plays | 68 | 61 |
| Yards Per Play | 6.1 | 5.4 |
| Rushes/Net Yards | 35/162 | 20/38 |
| Net Passing | 253 | 294 |
| Pass Attempts/Completions | 32/16 | 37/29 |
| Had Intercepted | 0 | 0 |
| Sacked/Yards Lost | 1/1 | 4/27 |
| Punts/Average | 1/53.0 | 3/68.7 |
| Penalties/Yards | 3/20 | 4/19 |
| Fumbles/Lost | 3/2 | 2/1 |
| Possession Time | 32:39 | 27:21 |



GAME 12: BRONCOS 9, RAVENS 10

Denver (3-9) • Baltimore (8-4)

Sunday, December 4, 2022 • 1:00 PM EST • M&T Bank Stadium • Baltimore

Clear Temp: 43° F, Humidity: 46%, Wind: NW 3 mph • Attendance: 70,443 • Time: 2:56



| | | | | | | |
|------------------------|---|---|---|---|---|----|
| Denver Broncos | 3 | 3 | 3 | 0 | — | 9 |
| Baltimore Ravens | 0 | 3 | 0 | 7 | — | 10 |

SCORING DRIVES

| TEAM | QTR | TIME | SCORING PLAY | DEN | BAL |
|---------|-----|-------|---|-----|-----|
| Broncos | 1 | 09:03 | B.McManus 52 yd. Field Goal (11-49, 5:57) | 3 | 0 |
| Ravens | 2 | 05:55 | J.Tucker 26 yd. Field Goal (10-62, 5:02) | 3 | 3 |
| Broncos | 2 | 00:37 | B.McManus 41 yd. Field Goal (8-70, 2:18) | 6 | 3 |
| Broncos | 3 | 03:58 | B.McManus 50 yd. Field Goal (4-8, 2:01) | 9 | 3 |
| Ravens | 4 | 00:28 | T.Huntley 2 yd. run (J.Tucker kick) (16-91, 4:34) | 9 | 10 |

DENVER BRONCOS (HEAD COACH: NATHANIEL HACKETT)

| OFFENSE | | | DEFENSE | | |
|---------|----|--------------|---------|----|---------------|
| TE | 87 | E. Tomlinson | DE | 93 | D. Jones |
| TE | 82 | E. Saubert | DT | 97 | D. Jones |
| LT | 76 | C. Anderson | DE | 99 | D. Williams |
| LG | 66 | D. Risner | SLB | 53 | J. Cooper |
| C | 61 | G. Glasgow | WLB | 56 | B. Browning |
| RG | 77 | Q. Meinerz | ILB | 47 | J. Jewell |
| RT | 73 | C. Fleming | ILB | 49 | A. Singleton |
| WR | 14 | C. Sutton | LCB | 2 | P. Surtain II |
| WR | 9 | K. Hinton | RCB | 27 | D. Mathis |
| QB | 3 | R. Wilson | SS | 22 | K. Jackson |
| RB | 28 | L. Murray | FS | 31 | J. Simmons |

BALTIMORE RAVENS (HEAD COACH: JOHN HARBAUGH)

| OFFENSE | | | DEFENSE | | |
|---------|----|---------------|---------|----|----------------|
| WR | 13 | D. Duvernay | DT | 92 | J. Madubuike |
| LT | 65 | P. Mekari | NT | 96 | B. Washington |
| LG | 72 | B. Powers | DE | 93 | C. Campbell |
| C | 64 | T. Linderbaum | RUSH | 4 | J. Pierre-Paul |
| RG | 70 | K. Zeitler | MLB | 18 | R. Smith |
| RT | 78 | M. Moses | WLB | 6 | P. Queen |
| TE | 89 | M. Andrews | SAM | 54 | T. Bowser |
| TE | 84 | J. Oliver | CB | 24 | M. Peters |
| QB | 8 | L. Jackson | SS | 36 | C. Clark |
| FB | 42 | P. Ricard | FS | 26 | G. Stone |
| RB | 35 | G. Edwards | CB | 44 | M. Humphrey |

OFFICIALS: Referee: Alex Kemp (55), Side Judge: Dale Shaw (104), Umpire: Mike Morton (89), Down Judge: Danny Short (113), Line Judge: Jeff Bergman (32), Field Judge: John Jenkins (117), Back Judge: Scott Helverson (93), Replay Official: Mike Chase, Replay Assistant: Durwood Manley

DENVER BRONCOS

| PASSING | ATT | CP | YDS | SK/YD | TD | LG | INT | RTG |
|----------------|-----------|-----------|------------|------------|----------|-----------|----------|--------------|
| Russell Wilson | 22 | 17 | 189 | 2/5 | 0 | 40 | 0 | 102.3 |
| TOTAL | 22 | 17 | 189 | 2/5 | 0 | 40 | 0 | 102.3 |

| RUSHING | ATT | YDS | AVG | LG | TD |
|---------------------|-----------|-----------|------------|-----------|----------|
| Lataavius Murray | 17 | 47 | 2.8 | 7 | 0 |
| Russell Wilson | 2 | 21 | 10.5 | 17 | 0 |
| Mike Boone | 6 | 18 | 3.0 | 10 | 0 |
| Marlon Mack | 2 | 3 | 1.5 | 4 | 0 |
| Montrell Washington | 1 | -1 | -1.0 | -1 | 0 |
| TOTAL | 28 | 88 | 3.1 | 17 | 0 |

| RECEIVING | NO | YDS | AVG | LG | TD |
|------------------|-----------|------------|-------------|-----------|----------|
| Greg Dulcich | 6 | 85 | 14.2 | 30 | 0 |
| Jerry Jeudy | 4 | 65 | 16.3 | 40 | 0 |
| Lataavius Murray | 4 | 14 | 3.5 | 6 | 0 |
| Kendall Hinton | 1 | 11 | 11.0 | 11 | 0 |
| Mike Boone | 1 | 8 | 8.0 | 8 | 0 |
| Marlon Mack | 1 | 6 | 6.0 | 6 | 0 |
| TOTAL | 17 | 189 | 11.1 | 40 | 0 |

| TOP DEFENSE | TOT | SOLO | AST | SCK | YDS | INT |
|----------------|-----|------|-----|-----|-----|-----|
| Josey Jewell | 18 | 8 | 10 | 0.0 | 0.0 | 0 |
| Alex Singleton | 16 | 8 | 8 | 0.0 | 0.0 | 0 |
| Pat Surtain II | 7 | 6 | 1 | 0.0 | 0.0 | 0 |

| FIELD GOALS | FGM/FGA | PERCENT | RESULTS |
|-----------------|------------|-------------|---------------------|
| Brandon McManus | 3-4 | 75.0 | 52G, 41G, 50G, 63SH |
| TOTAL | 3-4 | 75.0 | |

BALTIMORE RAVENS

| PASSING | ATT | CP | YDS | SK/YD | TD | LG | INT | RTG |
|-----------------|-----------|-----------|------------|-------------|----------|-----------|----------|-------------|
| Tyler Huntley | 32 | 27 | 187 | 2/6 | 0 | 22 | 1 | 78.0 |
| Lamar Jackson | 4 | 3 | 11 | 2/10 | 0 | 5 | 0 | 77.1 |
| James Proche II | 1 | 0 | 0 | 0/0 | 0 | 0 | 1 | 0.0 |
| TOTAL | 37 | 30 | 198 | 4/16 | 0 | 22 | 2 | 66.4 |

| RUSHING | ATT | YDS | AVG | LG | TD |
|----------------|-----------|------------|------------|-----------|----------|
| Tyler Huntley | 10 | 41 | 4.1 | 14 | 1 |
| Kenyan Drake | 7 | 29 | 4.1 | 12 | 0 |
| Gus Edwards | 6 | 12 | 2.0 | 4 | 0 |
| Devin Duvernay | 2 | 9 | 4.5 | 10 | 0 |
| Lamar Jackson | 1 | 9 | 9.0 | 9 | 0 |
| Justice Hill | 1 | 2 | 2.0 | 2 | 0 |
| Mark Andrews | 1 | 1 | 1.0 | 1 | 0 |
| TOTAL | 28 | 103 | 3.7 | 14 | 1 |

| RECEIVING | NO | YDS | AVG | LG | TD |
|-------------------|-----------|------------|------------|-----------|----------|
| Demarcus Robinson | 7 | 41 | 5.9 | 10 | 0 |
| Devin Duvernay | 6 | 34 | 5.7 | 13 | 0 |
| Mark Andrews | 4 | 53 | 13.3 | 22 | 0 |
| Isaiah Likely | 4 | 30 | 7.5 | 12 | 0 |
| Kenyan Drake | 2 | 17 | 8.5 | 13 | 0 |
| DeSean Jackson | 2 | 10 | 5.0 | 5 | 0 |
| James Proche II | 2 | 9 | 4.5 | 7 | 0 |
| Justice Hill | 2 | 4 | 2.0 | 5 | 0 |
| Patrick Ricard | 1 | 0 | 0.0 | 0 | 0 |
| TOTAL | 30 | 198 | 6.6 | 22 | 0 |

| TOP DEFENSE | TOT | SOLO | AST | SCK | YDS | INT |
|---------------|-----|------|-----|-----|-----|-----|
| Roquan Smith | 11 | 6 | 5 | 0.0 | 0.0 | 0 |
| Patrick Queen | 9 | 7 | 2 | 0.0 | 0.0 | 0 |
| Chuck Clark | 8 | 2 | 6 | 0.0 | 0.0 | 0 |

| FIELD GOALS | FGM/FGA | PERCENT | RESULTS |
|---------------|------------|--------------|---------|
| Justin Tucker | 1-1 | 100.0 | 26G |
| TOTAL | 1-1 | 100.0 | |

GAME HIGHLIGHTS

- The Ravens are 8-6 in regular season play vs. Denver, including a 6-1 mark in Charm City. Under head coach **John Harbaugh**, Baltimore is 5-3 against the Broncos during the regular season, posting a 4-1 mark at home, and 18-12 against AFC West teams, including an 11-5 mark at home.
- In relief of **QB Lamar Jackson** (knee), **QB Tyler Huntley** led the Ravens on his second-career game-winning drive.
- Baltimore's defense held Denver to 2-of-12 (16.7%) on third down, marking the Ravens' best third-down defensive performance since Week 1 at NYJ (14.3%). It also marked the fifth time of the season that Baltimore held an opponent under 300 total yards.
- Including 2 TFL, **ILB Roquan Smith** posted a team-high 11 tackles.

Team Statistics

| | Broncos | Ravens |
|------------------------------|----------|----------|
| First Downs | 12 | 20 |
| 3rd-Down Eff. (Made/Att/Pct) | 2/12/17% | 3/13/23% |
| 4th-Down Eff. (Made/Att/Pct) | 0/0/0% | 3/3/100% |
| Total Net Yards | 272 | 285 |
| Total Plays | 52 | 69 |
| Yards Per Play | 5.2 | 4.1 |
| Rushes/Net Yards | 28/88 | 28/103 |
| Net Passing | 184 | 182 |
| Pass Attempts/Completions | 22/17 | 37/30 |
| Had Intercepted | 0 | 2 |
| Sacked/Yards Lost | 2/5 | 4/16 |
| Punts/Average | 7/41.1 | 6/50.5 |
| Penalties/Yards | 4/48 | 3/15 |
| Fumbles/Lost | 0/0 | 1/0 |
| Possession Time | 27:31 | 32:29 |



GAME 13: RAVENS 16, STEELERS 14

Baltimore (9-4) • Pittsburgh (5-8)

Sunday, December 11, 2022 • 1:00 PM EST • Acrisure Stadium • Pittsburgh
Cloudy Temp: 43° F, Humidity: 88%, Wind: NW 6 mph • Attendance: 66,326 • Time: 2:46



| | | | | | | |
|----------------------------------|-----------|----------|----------|----------|----------|-----------|
| Baltimore Ravens | 10 | 3 | 0 | 3 | — | 16 |
| Pittsburgh Steelers | 7 | 0 | 0 | 7 | — | 14 |

SCORING DRIVES

| TEAM | QTR | TIME | SCORING PLAY | BAL | PIT |
|----------|-----|-------|--|-----|-----|
| Ravens | 1 | 04:46 | J.Tucker 42 yd. Field Goal (11-51, 5:38) | 3 | 0 |
| Ravens | 1 | 02:31 | J.Dobbins 4 yd. run (J.Tucker kick) (2-48, 0:45) | 10 | 0 |
| Steelers | 1 | 00:13 | N.Harris 1 yd. run (C.Boswell kick) (5-64, 2:18) | 10 | 7 |
| Ravens | 2 | 01:03 | J.Tucker 35 yd. Field Goal (10-54, 4:32) | 13 | 7 |
| Ravens | 4 | 03:19 | J.Tucker 30 yd. Field Goal (13-57, 7:55) | 16 | 7 |
| Steelers | 4 | 02:30 | P.Freiermuth 10 yd. pass from M.Trubisky (C.Boswell kick) (5-75, 0:49) | 16 | 14 |

PITTSBURGH STEELERS (HEAD COACH: MIKE TOMLIN)

| OFFENSE | | | DEFENSE | | |
|---------|---------------|---------|----------------|--|--|
| WR 14 | G. Pickens | DT 97 | C. Heyward | | |
| LT 65 | D. Moore Jr. | NT 57 | M. Adams Sr. | | |
| LG 69 | K. Dotson | DL 99 | L. Ogunjobi | | |
| C 61 | M. Cole | LOLB 90 | T. Watt | | |
| RG 78 | J. Daniels | LILB 55 | D. Bush | | |
| RT 76 | C. Okorafor | RILB 51 | M. Jack | | |
| TE 81 | Z. Gentry | ROLB 56 | A. Highsmith | | |
| TE 88 | P. Freiermuth | FS 39 | M. Fitzpatrick | | |
| RB 22 | N. Harris | SS 34 | T. Edmunds | | |
| QB 8 | K. Pickett | RCB 20 | C. Sutton | | |
| WR 18 | D. Johnson | S 23 | D. Kazez | | |

BALTIMORE RAVENS (HEAD COACH: JOHN HARBAUGH)

| OFFENSE | | | DEFENSE | | |
|---------|---------------|--------|----------------|--|--|
| WR 13 | D. Duvernay | DT 92 | J. Madubuike | | |
| LT 79 | R. Stanley | NT 96 | B. Washington | | |
| LG 72 | B. Powers | DE 93 | C. Campbell | | |
| C 64 | T. Linderbaum | RUSH 4 | J. Pierre-Paul | | |
| RG 63 | T. Colon | MLB 18 | R. Smith | | |
| RT 78 | M. Moses | WLB 6 | P. Queen | | |
| TE 89 | M. Andrews | SAM 54 | T. Bowser | | |
| TE 84 | J. Oliver | CB 24 | M. Peters | | |
| QB 2 | T. Huntley | SS 36 | C. Clark | | |
| FB 42 | P. Ricard | FS 32 | M. Williams | | |
| RB 27 | J. Dobbins | CB 44 | M. Humphrey | | |

OFFICIALS: Referee: Adrian Hill (29), **Umpire:** Roy Ellison (81), **Down Judge:** David Oliver (24), **Line Judge:** Kevin Codey (16), **Field Judge:** Mearl Robinson (31), **Field Judge:** Mike Weatherford (116), **Back Judge:** Keith Ferguson (61), **Replay Official:** Roddy Ames, **Replay Assistant:** Joe Wollan

BALTIMORE RAVENS

| PASSING | ATT | CP | YDS | SK/YD | TD | LG | INT | RTG |
|---------------|-----------|-----------|------------|-------------|----------|-----------|----------|-------------|
| Tyler Huntley | 12 | 8 | 88 | 1/6 | 0 | 25 | 0 | 88.2 |
| Anthony Brown | 5 | 3 | 16 | 1/4 | 0 | 7 | 0 | 65.4 |
| TOTAL | 17 | 11 | 104 | 2/10 | 0 | 25 | 0 | 81.5 |

| RUSHING | ATT | YDS | AVG | LG | TD |
|----------------|-----------|------------|------------|-----------|----------|
| J.K. Dobbins | 15 | 120 | 8.0 | 44 | 1 |
| Gus Edwards | 13 | 66 | 5.1 | 16 | 0 |
| Tyler Huntley | 9 | 31 | 3.4 | 11 | 0 |
| Patrick Ricard | 1 | 2 | 2.0 | 2 | 0 |
| Kenyan Drake | 1 | 1 | 1.0 | 1 | 0 |
| Anthony Brown | 3 | -5 | -1.7 | -1 | 0 |
| TOTAL | 42 | 215 | 5.1 | 44 | 1 |

| RECEIVING | NO | YDS | AVG | LG | TD |
|-------------------|-----------|------------|------------|-----------|----------|
| Demarcus Robinson | 5 | 52 | 10.4 | 23 | 0 |
| DeSean Jackson | 2 | 34 | 17.0 | 25 | 0 |
| Mark Andrews | 2 | 17 | 8.5 | 10 | 0 |
| Kenyan Drake | 2 | 1 | 0.5 | 1 | 0 |
| TOTAL | 11 | 104 | 9.5 | 25 | 0 |

| TOP DEFENSE | TOT | SOLO | AST | SCK | YDS | INT |
|-----------------|-----|------|-----|-----|-----|-----|
| Marlon Humphrey | 6 | 5 | 1 | 0.0 | 0.0 | 0 |
| Chuck Clark | 6 | 4 | 2 | 0.0 | 0.0 | 0 |
| Patrick Queen | 6 | 3 | 3 | 0.0 | 0.0 | 1 |

| FIELD GOALS | FGM/FGA | PERCENT | RESULTS |
|---------------|------------|--------------|---------------|
| Justin Tucker | 3-3 | 100.0 | 42G, 35G, 30G |
| TOTAL | 3-3 | 100.0 | |

PITTSBURGH STEELERS

| PASSING | ATT | CP | YDS | SK/YD | TD | LG | INT | RTG |
|----------------|-----------|-----------|------------|-------------|----------|-----------|----------|-------------|
| Mitch Trubisky | 30 | 22 | 276 | 1/5 | 1 | 42 | 3 | 73.1 |
| Kenny Pickett | 1 | 0 | 0 | 1/7 | 0 | 0 | 0 | 39.6 |
| TOTAL | 31 | 22 | 276 | 2/12 | 1 | 42 | 3 | 69.5 |

| RUSHING | ATT | YDS | AVG | LG | TD |
|-----------------|-----------|-----------|------------|-----------|----------|
| Najee Harris | 12 | 33 | 2.8 | 8 | 1 |
| Kenny Pickett | 2 | 16 | 8.0 | 13 | 0 |
| Jaylen Warren | 3 | 11 | 3.7 | 8 | 0 |
| Benny Snell Jr. | 2 | 4 | 2.0 | 3 | 0 |
| Steven Sims | 1 | 1 | 1.0 | 1 | 0 |
| TOTAL | 20 | 65 | 3.3 | 13 | 1 |

| RECEIVING | NO | YDS | AVG | LG | TD |
|------------------|-----------|------------|-------------|-----------|----------|
| Diontae Johnson | 6 | 82 | 13.7 | 37 | 0 |
| Steven Sims | 4 | 30 | 7.5 | 11 | 0 |
| George Pickens | 3 | 78 | 26.0 | 42 | 0 |
| Pat Freiermuth | 3 | 33 | 11.0 | 14 | 1 |
| Najee Harris | 2 | 17 | 8.5 | 10 | 0 |
| Jaylen Warren | 2 | 16 | 8.0 | 14 | 0 |
| Connor Heyward | 1 | 13 | 13.0 | 13 | 0 |
| Gunner Olszewski | 1 | 7 | 7.0 | 7 | 0 |
| TOTAL | 22 | 276 | 12.5 | 42 | 1 |

| TOP DEFENSE | TOT | SOLO | AST | SCK | YDS | INT |
|--------------------|-----|------|-----|-----|-----|-----|
| Minkah Fitzpatrick | 11 | 6 | 5 | 0.0 | 0.0 | 0 |
| Terrell Edmunds | 9 | 3 | 6 | 0.0 | 0.0 | 0 |
| Myles Jack | 7 | 4 | 3 | 0.0 | 0.0 | 0 |

| FIELD GOALS | FGM/FGA | PERCENT | RESULTS |
|---------------|------------|------------|---------|
| Chris Boswell | 0-1 | 0.0 | 40B |
| TOTAL | 0-1 | 0.0 | |

GAME HIGHLIGHTS

- Backup **QB Tyler Huntley** started in place of **QB Lamar Jackson** (knee), but left in the third quarter (concussion). Third-string rookie free agent **QB Anthony Brown** then entered, helping lead Baltimore to the victory.
- **RB J.K. Dobbins** eclipsed 1,000 career rushing yards in his 20th-career game, becoming the second-fastest Raven to ever reach that mark (Jamal Lewis – 13). Dobbins became the fastest Raven (20 games) to record at least 1,000 rush yards and 10 rush TDs in a career.
- With his 42-yard FG in the first quarter, **K Justin Tucker** (1,466 points scored) surpassed K Matt Stover (1,464) for the most points scored in Ravens franchise history. He now owns a franchise-record 1,473 points scored.
- **DE Calais Campbell** posted his ninth-career blocked FGA on a fourth-quarter 40-yard try by K Chris Boswell to keep the score, 13-7, in favor of the Ravens. Campbell's 9 blocked FGAs are the most among active players.
- Of the last 15 matchups between these clubs in Pittsburgh, 11 have been decided by three or fewer points.

Team Statistics

| | Ravens | Steelers |
|------------------------------|----------|----------|
| First Downs | 18 | 23 |
| 3rd-Down Eff. (Made/Att/Pct) | 4/13/31% | 4/8/50% |
| 4th-Down Eff. (Made/Att/Pct) | 1/2/50% | 0/0/0% |
| Total Net Yards | 309 | 329 |
| Total Plays | 61 | 53 |
| Yards Per Play | 5.1 | 6.2 |
| Rushes/Net Yards | 42/215 | 20/65 |
| Net Passing | 94 | 264 |
| Pass Attempts/Completions | 17/11 | 31/22 |
| Had Intercepted | 0 | 3 |
| Sacked/Yards Lost | 2/10 | 2/12 |
| Punts/Average | 3/41.3 | 3/37.0 |
| Penalties/Yards | 5/46 | 2/15 |
| Fumbles/Lost | 2/0 | 0/0 |
| Possession Time | 32:59 | 27:01 |