

2021



NEW ENGLAND PATRIOTS SEASON IN REVIEW





NEW ENGLAND PATRIOTS
GAME RELEASE
2021 SEASON IN REVIEW
NEW ENGLAND PATRIOTS



TABLE OF CONTENTS

TEAM INFORMATION

Season Summary	3
Tale of the Tape	3
2021 Patriots Results	3
2021 AFC East Standings	3
2021 Regular Season Statistics	4
2021 Postseason Statistics	6
2021 Player Participation	8
2021 Game-By-Game Starters & Inactives	9
Rosters & Depth Chart	10

INDIVIDUAL AND TEAM NOTES

Robert Kraft	18
Team and Individual Rankings	21
Pro Bowl Players	23
Patriots Team Notes	24
Home Dominance	31
Inside the Numbers	32
Bill Belichick	33
Patriots Offensive Notes	37
Patriots Defensive Notes	42
Special Teams Notes	47
Patriots Playoff Notes	53
Patriots Reference Notes	57
Patriots Football Network	59



NEW ENGLAND PATRIOTS

GAME RELEASE

2021 SEASON IN REVIEW

NEW ENGLAND PATRIOTS



TALE OF THE TAPE

2021 Regular Season	New England
Record	10-7
Divisional Standings	2nd
Total Yards Gained	6,008
Total Offense (Rank)	353.4 (15)
Rush Offense	126.5 (8)
Pass Offense	226.9 (14)
Points Per Game	27.2 (6)
Total Yards Allowed	5,284
Total Defense (Rank)	310.8 (4)
Rush Defense	123.7 (22)
Pass Defense	187.1 (2)
Points Allowed/Game	17.8 (2)
Possession Avg.	30:28
Sacks Allowed/Yards Lost	28/241
Sacks Made/Yards	36/256
Total Touchdowns Scored	51
Penalties Against/Yards	95/854
Punts/Avg.	52/44.5
Turnover Differential	+7 (8T)

2021 PATRIOTS SCHEDULE

REGULAR SEASON (10-7)

Sun., Sept. 12	Miami	16-17	L
Sun., Sept. 19	at New York Jets	25-6	W
Sun., Sept. 26	New Orleans	13-28	L
Sun., Oct. 3	Tampa Bay	17-19	L
Sun., Oct. 10	at Houston	25-22	W
Sun., Oct. 17	Dallas	29-35 OT	L
Sun., Oct. 24	New York Jets	54-13	W
Sun., Oct. 31	at L.A. Chargers	27-24	W
Sun., Nov. 7	at Carolina	24-6	W
Sun., Nov. 14	Cleveland	45-7	W
Thurs., Nov. 18	at Atlanta	25-0	W
Sun., Nov. 28	Tennessee	36-13	W
Mon., Dec. 6	at Buffalo	14-10	W
Sun., Dec. 12	BYE WEEK		
Sat., Dec. 18	at Indianapolis	17-27	L
Sun., Dec. 26	Buffalo	21-33	L
Sun., Jan. 2	Jacksonville	50-10	W
Sun., Jan. 9	at Miami	24-33	L

AFC Playoffs (0-1)

Sat., Jan. 15	at Buffalo	17-47	L
---------------	------------	-------	---

2021 AFC EAST FINAL STANDINGS

TEAM	W	L	T	PCT.	PF	PA
y-Buffalo Bills	11	6	0	.647	483	289
x-NEW ENGLAND	10	7	0	.588	462	303
Miami Dolphins	9	8	0	.529	341	373
New York Jets	4	13	0	.235	310	504

z-Clinched Division x-Clinched Playoff Berth

2021 SEASON

The New England Patriots overcame a 2-4 start to finish with a 10-7 record and earned a playoff berth for the 22nd time under the leadership of Robert Kraft. The 10-7 record was also the 24th winning record in 28 seasons under Kraft.

Head coach Bill Belichick secured his 21st winning season as a head coach and his 19th postseason berth overall. His 19 postseason berths are tied with Don Shula for most all-time among NFL head coaches.

The Patriots defense was ranked fourth in the NFL in 2021 and finished second in the league with 17.8 points per game.

The Patriots offense finished eighth in the NFL in rushing, while RB Damien Harris finished tied for second in the NFL with 15 rushing touchdowns. QB Mac Jones became the 12th rookie quarterback to lead his team winning record and the eighth to lead his team to 10 or more wins. His 3,801 passing yards were the fifth-highest ever by a rookie quarterback.

The Patriots had three players earn Pro Bowl honors: CB J.C. Jackson, LB Matthew Judon and WR Matthew Slater. It marked Slater's 10th Pro Bowl selection as a special teams player. Jackson finished second in the NFL with eight interceptions, while Judon set a personal-best with 12½ sacks. Jackson and Slater also earned second-team All-Pro honors.

2022 OPPONENTS DETERMINED

The Patriots 2022 opponents have been determined. In addition to playing each of the other AFC East opponents twice, the Patriots will play one game against each of the AFC North and NFC North teams. As the second-place team in the AFC East, the Patriots will play the second-place team of the AFC South (Indianapolis), AFC West (Las Vegas) and NFC West (Arizona).

Home: Buffalo, Miami, NY Jets, Baltimore, Cincinnati, Chicago, Detroit, Indianapolis

Away: Buffalo, Miami, NY Jets, Cleveland, Pittsburgh, Green Bay, Minnesota, Las Vegas, Arizona.



MEDIA CONTACTS

Stacey James, Vice President of Communications, staceyj@patriots.com, 508-326-6868

Aaron Salkin, Director of Communications, aarons@patriots.com, 508-326-6870

Stephanie Burnham, Communications Coordinator, stephanieb@patriots.com, 508-431-7773

Michael Jurovaty, Corporate Communications Director, mjurovaty@patriots.com, 508-326-6187



2021 REGULAR SEASON OFFENSIVE STATISTICS

WON 10, LOST 7

09/12 L 16-17	Miami	65,878
09/19 W 25- 6	at N.Y. Jets	75,626
09/26 L 13-28	New Orleans	65,878
10/03 L 17-19	Tampa Bay	65,878
10/10 W 25-22	at Houston	68,450
10/17 L 29-35 OT	Dallas	65,878
10/24 W 54-13	N.Y. Jets	65,878
10/31 W 27-24	at L.A. Chargers	70,240
11/07 W 24- 6	at Carolina	72,203
11/14 W 45- 7	Cleveland	65,878
11/18 W 25- 0	at Atlanta	68,286
11/28 W 36-13	Tennessee	65,878
12/06 W 14-10	at Buffalo	69,694
12/18 L 17-27	at Indianapolis	66,391
12/26 L 21-33	Buffalo	65,878
01/02 W 50-10	Jacksonville	65,878
01/09 L 24-33	at Miami	66,514

	N.E.	Opp.
TOTAL FIRST DOWNS	362	308
Rushing	139	111
Passing	187	176
Penalty	36	21
3rd Down: Made/Att	91/209	77/211
3rd Down Pct.	43.5	36.5
4th Down: Made/Att	11/17	17/32
4th Down Pct.	64.7	53.1
POSSESSION AVG.	30:28	29:32
TOTAL NET YARDS	6008	5284
Avg. Per Game	353.4	310.8
Total Plays	1052	1038
Avg. Per Play	5.7	5.1
NET YARDS RUSHING	2151	2103
Avg. Per Game	126.5	123.7
Total Rushes	489	464
NET YARDS PASSING	3857	3181
Avg. Per Game	226.9	187.1
Sacked/Yards Lost	28/241	36/256
Gross Yards	4098	3437
Att./Completions	535/364	538/319
Completion Pct.	68.0	59.3
Had Intercepted	13	23
PUNTS/AVERAGE	52/44.5	55/46.9
NET PUNTING AVG.	52/39.6	55/39.3
PENALTIES/YARDS	95/854	100/831
FUMBLES/BALL LOST	20/10	14/7
TOUCHDOWNS	51	35
Rushing	24	9
Passing	24	21
Returns	3	5

* SCORE BY PERIODS	Q1	Q2	Q3	Q4	OT	PTS
TEAM	77	143	77	165	0	462
OPPONENTS	89	77	60	71	6	303

* SCORING	TD-Ru	Pa	Rt	K-PAT	FG	S	PTS
Folk	0	0	0	0	42/47	36/39	0 150
Harris	15	15	0	0			0 90
Henry	9	0	9	0			0 54
Bourne	5	0	5	0			0 30
Stevenson	5	5	0	0			0 30
Bolden	3	1	2	0			0 20
Agholor	3	0	3	0			0 18
Meyers	2	0	2	0			0 16
Taylor	2	2	0	0			0 12
Wilkerson	2	0	2	0			0 12
J. Jackson	1	0	0	1			0 6
Phillips	1	0	0	1			0 6
J. Smith	1	0	1	0			0 6
Van Noy	1	0	0	1			0 6
White	1	1	0	0			0 6
TEAM	51	24	24	3	42/47	36/39	0 462
OPPONENTS	35	9	21	5	27/30	22/33	0 303

* PASSING	Att	Cmp	Yds	Cmp%	Yds/Att	TD	TD%	Int	Int%	Long	Sack/Lost	Rating
M. Jones	521	352	3801	67.6	7.30	22	4.2	13	2.5	75t	28/ 241	92.5
Hoyer	11	9	227	81.8	20.64	1	9.1	0	0.0	48	0/ 0	149.1
Meyers	2	2	45	100.0	22.50	0	0.0	0	0.0	30	0/ 0	118.8
Bourne	1	1	25	100.0	25.00	1	100.0	0	0.0	25t	0/ 0	158.3
TEAM	535	364	4098	68.0	7.66	24	4.5	13	2.4	75t	28/ 241	95.5
OPPONENTS	538	319	3437	59.3	6.39	21	3.9	23	4.3	67t	36/ 256	73.3

* RUSHING	No.	Yds	Avg	Long	TD
Harris	202	929	4.6	64t	15
Stevenson	133	606	4.6	21	5
Bolden	44	226	5.1	24	1
M. Jones	44	129	2.9	13	0
Bourne	12	125	10.4	18	0
J. Smith	9	40	4.4	9	0
White	10	38	3.8	10	1
Taylor	19	37	1.9	15	2
Agholor	3	11	3.7	6	0
Meyers	1	9	9.0	9	0
Olszewski	1	9	9.0	9	0
Ozigbo LG	1	-3	-3.0	-3	0
Hoyer	11	-8	-7.2	2	0
TEAM	489	2151	4.4	64t	24
OPPONENTS	464	2103	4.5	75	9

* RECEIVING	No.	Yds	Avg	Long	TD
Meyers	83	866	10.4	39	2
Bourne	55	800	14.5	75t	5
Henry	50	603	12.1	35	9
Bolden	41	405	9.9	28	2
Agholor	37	473	12.8	44	3
J. Smith	28	294	10.5	28	1
Harris	18	132	7.3	21	0
Stevenson	14	123	8.8	41	0
Harry	12	184	15.3	43	0
White	12	94	7.8	28	0
Johnson	4	43	10.8	29	0
Wilkerson	4	42	10.5	20t	2
Taylor	4	8	2.0	5	0
Olszewski	2	31	15.5	22	0
Ozigbo LG	1	7	7.0	7	0
TEAM	364	4098	11.3	75t	24
OPPONENTS	319	3437	10.8	67t	21

* INTERCEPTIONS	No.	Yds	Avg	Long	TD
J. Jackson	8	92	11.5	88t	1
Dugger	4	100	25.0	37	0
Phillips	4	39	9.8	26t	1
D. McCourty	3	22	7.3	22	0
Van Noy	1	35	35.0	35t	1
Bryant	1	33	33.0	33	0
Collins LG	1	1	1.0	1	0
Collins TM	1	1	1.0	1	0
J. Jones	1	0	0.0	0	0
TEAM	23	322	14.0	88t	3
OPPONENTS	13	262	20.2	46	3

* PUNTING	No.	Yds	Avg	Net	TB	In	Lg	B
Bailey	49	2316	47.3	39.6	6	23	71	3
TEAM	52	2316	44.5	39.6	6	23	71	3
OPPONENTS	55	2580	46.9	39.3	5	9	63	0

* PUNT RETURNS	Ret	FC	Yds	Avg	Long	TD
Olszewski	26	10	309	11.9	27	0
Harry	1	0	0	0.0	0	0
Meyers	1	2	7	7.0	7	0
TEAM	28	12	316	11.3	27	0
OPPONENTS	16	13	138	8.6	25	0

* KICKOFF RETURNS	No.	Yds	Avg	Long	TD
Olszewski	18	416	23.1	37	0
Bolden	3	62	20.7	25	0
D. McCourty	2	27	13.5	18	0
Johnson	1	14	14.0	14	0
Taylor	1	25	25.0	25	0
TEAM	25	544	21.8	37	0
OPPONENTS	55	1166	21.2	38	0

* FIELD GOALS	1-19	20-29	30-39	40-49	50+
Folk	0/ 0	9/ 9	11/11	11/11	5/ 8
TEAM	0/ 0	9/ 9	11/11	11/11	5/ 8
OPPONENTS	0/ 0	6/ 6	7/10	9/12	0/ 5

Pt Conv: Meyers 2, Bolden, TM 3-4, OPP 0-3



2021 REGULAR SEASON DEFENSIVE STATISTICS

PLAYER Name	TACKLES			SACKS			INTERCEPTIONS				FUMBLES				SP. TEAMS				
	TT	UT	A	S	Yds	QH	Int	Yds	TD	PD	FF	FR	Yds	TD	TT	UT	A	FF	FR
JaWhaun Bentley	108	67	41	1.0	0.0	5	0	0	0	2	3	0	0	0	1	1	0	0	0
Adrian Phillips	87	52	35	0.0	0.0	1	4	39	1	9	1	0	0	0	5	4	1	0	0
Kyle Dugger	84	63	21	0.0	0.0	2	4	100	0	5	0	1	0	0	8	7	1	0	0
Kyle Van Noy	66	42	24	5.0	37.0	7	1	35	1	10	2	1	0	0	0	0	0	0	0
Davon Godchaux	65	32	33	1.0	7.0	5	0	0	0	0	1	0	0	0	0	0	0	0	0
Dont'a Hightower	64	39	25	1.5	13.5	4	0	0	0	1	0	0	0	0	0	0	0	0	0
Devin McCourty	60	42	18	0.0	0.0	0	3	22	0	10	0	0	0	0	0	0	0	0	0
Matthew Judon	60	38	22	12.5	85.0	25	0	0	0	1	0	1	0	0	0	0	0	0	0
Lawrence Guy	60	37	23	1.5	9.0	5	0	0	0	0	0	1	0	0	0	0	0	0	0
J.C. Jackson	58	44	14	0.0	0.0	0	8	92	1	23	1	0	0	0	0	0	0	0	0
Jalen Mills	47	35	12	0.0	0.0	0	0	0	0	7	0	1	0	0	0	0	0	0	0
Christian Barmore	46	23	23	1.5	15.0	9	0	0	0	2	0	0	0	0	0	0	0	0	0
Myles Bryant	41	28	13	1.0	8.0	2	1	33	0	3	1	0	0	0	0	0	0	0	0
Deatrich Wise Jr.	41	28	13	3.0	22.5	9	0	0	0	4	1	0	0	0	0	0	0	0	0
Jamie Collins Sr.	20	11	9	1.0	8.0	2	1	1	0	3	0	0	0	0	0	0	0	0	0
Joejuan Williams	20	14	6	0.0	0.0	1	0	0	0	5	0	0	0	0	1	1	0	0	0
Carl Davis Jr.	19	12	7	1.0	9.0	1	0	0	0	0	0	0	0	0	0	0	0	0	0
Jonathan Jones	18	13	5	0.0	0.0	0	1	0	0	3	0	0	0	0	2	2	0	0	0
Josh Uche	12	10	2	3.0	23.0	4	0	0	0	0	0	1	0	0	0	0	0	0	0
Jahlani Tavai	6	3	3	0.0	0.0	0	0	0	0	0	0	1	0	0	8	3	5	0	0
Daniel Ekuale	5	4	1	2.0	13.0	2	0	0	0	0	0	0	0	0	0	0	0	0	0
Chase Winovich	5	2	3	0.0	0.0	1	0	0	0	0	0	0	0	0	6	4	2	0	0
Justin Bethel	4	4	0	0.0	0.0	0	0	0	0	1	0	0	0	0	8	5	3	0	0
Henry Anderson	3	3	0	0.0	0.0	0	0	0	0	0	0	0	0	0	0	0	0	0	0
Tashawn Bower	3	1	2	1.0	6.0	1	0	0	0	0	0	0	0	0	0	0	0	0	0
Calvin Munson	3	1	2	0.0	0.0	0	0	0	0	0	0	0	0	0	6	5	1	0	0
D.Angelo Ross	3	2	1	0.0	0.0	0	0	0	0	0	0	0	0	0	0	0	0	0	0
Harvey Langi	1	0	1	0.0	0.0	0	0	0	0	0	0	0	0	0	2	1	1	0	0
Shaun Wade	1	0	1	0.0	0.0	0	0	0	0	0	0	0	0	0	0	0	0	0	0
Brandon Bolden	1	1	0	0.0	0.0	0	0	0	0	0	0	0	0	0	8	6	2	0	0
Brandon King	0	0	0	0.0	0.0	0	0	0	0	0	0	0	0	0	10	4	6	0	0
Cody Davis	0	0	0	0.0	0.0	0	0	0	0	0	0	0	0	0	15	9	6	0	0
Joe Cardona	0	0	0	0.0	0.0	0	0	0	0	0	0	0	0	0	1	1	0	0	0
Gunner Olszewski	0	0	0	0.0	0.0	0	0	0	0	0	0	0	0	0	7	3	4	0	0
Matthew Slater	0	0	0	0.0	0.0	0	0	0	0	0	0	0	0	0	11	3	8	0	0
	1011	651	360	36.0	256.0	86	23	322	3	89	10	7	0	0	99	59	40	0	0

FUMBLES - LOST (20-10)				
No.	Lost	Own		O.B.
		Rec	O.B.	
Mac Jones	7	3	1	0
Damien Harris	2	2	2	0
N'Keal Harry	1	1	0	0
Jonnu Smith	1	0	2	0
Kendrick Bourne	1	1	0	0
Rhamondre Stevenson	2	1	0	0
J.J. Taylor	1	1	0	0
David Andrews	0	0	1	0
Brandon Bolden	1	0	0	0
Gunner Olszewski	3	0	2	1
Jakobi Meyers	1	1	0	0
Yasir Durant	0	0	1	0
	20	10	9	1

KEY	
TT-Total Tackles	Int/Yds-Interceptions/Yards Returned
UT-Unassisted Tackles	PD-Passes Defensed
A-Assisted Tackles	FF-Forced Fumbles

BLOCKED KICKS		
XP	FG	P
Totals		



2021 POSTSEASON OFFENSIVE STATISTICS

WON 0, LOST 1

01/15 L 17-47	at Buffalo	69,188
	N.E.	Opp.
TOTAL FIRST DOWNS	20	29
Rushing	5	14
Passing	13	13
Penalty	2	2
3rd Down: Made/Att	7/14	6/7
3rd Down Pct.	50.0	85.7
4th Down: Made/Att	4/4	0/0
4th Down Pct.	100.0	0.0
POSSESSION AVG.	28:35	31:25
TOTAL NET YARDS	305	482
Avg. Per Game	305.0	482.0
Total Plays	61	54
Avg. Per Play	5.0	8.9
NET YARDS RUSHING	89	174
Avg. Per Game	89.0	174.0
Total Rushes	20	29
NET YARDS PASSING	216	308
Avg. Per Game	216.0	308.0
Sacked/Yards Lost	3/16	0/0
Gross Yards	232	308
Att./Completions	38/24	25/21
Completion Pct.	63.2	84.0
Had Intercepted	2	0
PUNTS/AVERAGE	3/47.3	0/0.0
NET PUNTING AVG.	3/29.3	0/0.0
PENALTIES/YARDS	5/34	3/47
FUMBLES/BALL LOST	0/0	0/0
TOUCHDOWNS	2	7
Rushing	0	2
Passing	2	5
Returns	0	0

* SCORE BY PERIODS	Q1	Q2	Q3	Q4	OT	PTS
TEAM	0	3	7	7	0	17
OPPONENTS	14	13	6	14	0	47

* SCORING	TD	Ru	Pa	Rt	K-PAT	FG	S	PTS
Bourne	2	0	2	0				12
Folk	0	0	0	0	2/ 2	1/ 1	0	5
TEAM	2	0	2	0	2/ 2	1/ 1	0	17
OPPONENTS	7	2	5	0	5/ 7	0/ 0	0	47
2-Pt Conv: TM 0-0, OPP 0-0								
SACKS: OPP 3								
FUM/LOST:								

* RUSHING	No.	Yds	Avg	Long	TD			
Harris	9	30	3.3	14	0			
Stevenson	8	27	3.4	8	0			
M. Jones	2	18	9.0	16	0			
Bourne	1	14	14.0	14	0			
TEAM	20	89	4.5	16	0			
OPPONENTS	29	174	6.0	26	2			
* RECEIVING	No.	Yds	Avg	Long	TD			
Bourne	7	77	11.0	43	2			
Meyers	6	40	6.7	19	0			
Stevenson	4	33	8.3	15	0			
Bolden	4	27	6.8	12	0			
Henry	1	30	30.0	30	0			
Agholor	1	18	18.0	18	0			
Harris	1	7	7.0	7	0			
TEAM	24	232	9.7	43	2			
OPPONENTS	21	308	14.7	45	5			
* INTERCEPTIONS	No.	Yds	Avg	Long	TD			
TEAM	0	0	---	---	0			
OPPONENTS	2	0	0.0	0	0			
* PUNTING	No.	Yds	Avg	Net	TB	In	Lg	B
Bailey	3	142	47.3	29.3	0	2	53	0
TEAM	3	142	47.3	29.3	0	2	53	0
OPPONENTS	0	0	---	---	0	0	---	0
* PUNT RETURNS	Ret	FC	Yds	Avg	Long	TD		
OPPONENTS	2	1	54	27.0	52	0		
* KICKOFF RETURNS	No.	Yds	Avg	Long	TD			
Olszewski	5	103	20.6	26	0			
TEAM	5	103	20.6	26	0			
OPPONENTS	4	35	8.8	15	0			
* FIELD GOALS	1-19	20-29	30-39	40-49	50+			
Folk	0/ 0	0/ 0	0/ 0	1/ 1	0/ 0			
TEAM	0/ 0	0/ 0	0/ 0	1/ 1	0/ 0			
OPPONENTS	0/ 0	0/ 0	0/ 0	0/ 0	0/ 0			

Folk: (44G)

TM: (44G)

* PASSING	Att	Cmp	Yds	Cmp%	Yds/Att	TD	TD%	Int	Int%	Long	Sack/Lost	Rating
M. Jones	38	24	232	63.2	6.11	2	5.3	2	5.3	43	3/ 16	75.8
TEAM	38	24	232	63.2	6.11	2	5.3	2	5.3	43	3/ 16	75.8
OPPONENTS	25	21	308	84.0	12.32	5	20.0	0	0.0	45	0/ 0	157.6



2021 POSTSEASON DEFENSIVE STATISTICS

PLAYER Name	TACKLES			SACKS			INTERCEPTIONS				FUMBLES				SP. TEAMS				
	TT	UT	A	S	Yds	QH	Int	Yds	TD	PD	FF	FR	Yds	TD	TT	UT	A	FF	FR
Devin McCourty	8	6	2	0.0	0.0	0	0	0	0	0	0	0	0	0	0	0	0	0	0
J.C. Jackson	6	5	1	0.0	0.0	0	0	0	0	0	0	0	0	0	0	0	0	0	0
Adrian Phillips	6	3	3	0.0	0.0	0	0	0	0	0	0	0	0	0	0	0	0	0	0
Joejuan Williams	5	5	0	0.0	0.0	0	0	0	0	0	0	0	0	0	0	0	0	0	0
Kyle Dugger	4	3	1	0.0	0.0	0	0	0	0	0	0	0	0	0	0	0	0	0	0
Lawrence Guy	4	1	3	0.0	0.0	0	0	0	0	1	0	0	0	0	0	0	0	0	0
Dont'a Hightower	3	2	1	0.0	0.0	0	0	0	0	0	0	0	0	0	0	0	0	0	0
Kyle Van Noy	3	1	2	0.0	0.0	0	0	0	0	0	0	0	0	0	0	0	0	0	0
Deatrich Wise Jr.	2	2	0	0.0	0.0	0	0	0	0	0	0	0	0	0	0	0	0	0	0
Ja'Whaun Bentley	2	2	0	0.0	0.0	0	0	0	0	0	0	0	0	0	0	0	0	0	0
Myles Bryant	2	2	0	0.0	0.0	0	0	0	0	0	0	0	0	0	0	0	0	0	0
Christian Barmore	2	1	1	0.0	0.0	0	0	0	0	0	0	0	0	0	0	0	0	0	0
Matthew Judon	1	1	0	0.0	0.0	1	0	0	0	0	0	0	0	0	0	0	0	0	0
Jamie Collins Sr.	1	1	0	0.0	0.0	0	0	0	0	0	0	0	0	0	0	0	0	0	0
Davon Godchaux	1	1	0	0.0	0.0	0	0	0	0	0	0	0	0	0	0	0	0	0	0
D'Angelo Ross	1	0	1	0.0	0.0	0	0	0	0	0	0	0	0	0	0	0	0	0	0
Daniel Ekuale	1	0	1	0.0	0.0	0	0	0	0	0	0	0	0	0	0	0	0	0	0
Matthew Slater	0	0	0	0.0	0.0	0	0	0	0	0	0	0	0	0	2	0	0	0	0
Brandon King	0	0	0	0.0	0.0	0	0	0	0	0	0	0	0	0	1	0	0	0	0
Gunner Olszewski	0	0	0	0.0	0.0	0	0	0	0	0	0	0	0	0	1	0	0	0	0
TOTALS	52	36	16	0.0	0.0	1	0	0	0	1	0	0	0	0	4	0	0	0	0

FUMBLES - LOST (0-0)				
Own				O.B.
No.	Lost	Rec		
0	0	0	0	0

KEY	
TT-Total Tackles	Int/Yds-Interceptions/Yards Returned
UT-Unassisted Tackles	PD-Passes Defensed
A-Assisted Tackles	FF-Forced Fumbles

BLOCKED KICKS			
	XP	FG	P
Lawrence Guy	1	0	0
Deatrich Wise Jr.	1	0	0
Totals	2	0	0



NEW ENGLAND PATRIOTS 2021 STATS PACK

PATRIOTS PARTICIPATION

Player	Regular Season				MIA	at NYJ	NO	TB	at HOU	DAL	NYJ	at LAC	at CAR	CLE	at ATL	TEN	at BUF	at IND	BUF	JAX	MIA	at BUF
	GP	GS	DNP	INA																		
Agholor, Nelson	15	13	0	2	WR	WR	WR	WR	WR	sub	WR	WR	WR	sub	WR	WR	WR	WR	X	X	WR	WR
Anderson, Henry	4	0	0	0	sub	sub	sub	sub	IR	IR	IR	IR	IR	IR	IR	IR	IR	IR	IR	IR	IR	IR
Andrews, David	17	17	0	0	C	C	C	C	C	C	C	C	C	C	C	C	C	C	C	C	C	C
Asiasi, Devin	1	0	0	16	X	X	X	X	X	X	X	X	X	sub	X	X	X	X	X	X	X	X
Bailey, Jake	17	0	0	0	sub	sub	sub	sub	sub	sub	sub	sub	sub	sub	sub	sub	sub	sub	sub	sub	sub	sub
Barmore, Christian	17	2	0	0	sub	sub	sub	sub	sub	sub	DE	sub	sub	DE	sub	sub	sub	sub	sub	sub	sub	sub
Bausby, De'Vante	0	0	0	0	signed to practice squad 10/27								ps	ps	ps	ps	ps	ps	ps	ps	ps	sub
Bentley, Ja'Whaun	16	16	0	1	LB	LB	LB	X	LB	LB	LB	LB	LB	LB	LB	LB	LB	LB	LB	LB	LB	LB
Bethel, Justin	17	0	0	0	sub	sub	sub	sub	sub	sub	sub	sub	sub	sub	sub	sub	sub	sub	sub	sub	sub	sub
Bledsoe, Joshuah	0	0	0	2														X	X	IR	IR	IR
Bolden, Brandon	17	1	0	0	sub	sub	sub	sub	sub	sub	sub	sub	RB	sub	sub	sub	sub	sub	sub	sub	sub	sub
Bourne, Kendrick	17	5	0	0	sub	sub	WR	WR	sub	sub	sub	sub	sub	sub	sub	WR	WR	sub	sub	sub	sub	sub
Bower, Tashawn	2	0	0	0	ps	sub	ps	ps	ps	ps	ps	ps	ps	sub	ps	signed by Minnesota Vikings						
Brown, Trent	9	9	0	3	RT	X	X	X	IR	IR	IR	IR	IR	RT	RT	RT	RT	RT	RT	RT	RT	RT
Bryant, Myles	12	2	0	0	ps	ps	ps	ps	sub	ps	sub	sub	sub	sub	sub	sub	DB	sub	DB	sub	*	DB
Cajuste, Yodny	7	2	6	2	X	sub	sub	dnp	RT	RT	sub	sub	dnp	sub	dnp	dnp	dnp	X	dnp	*	*	dnp
Cardona, Joe	17	0	0	0	sub	sub	sub	sub	sub	sub	sub	sub	sub	sub	sub	sub	sub	sub	sub	sub	sub	sub
Collins, Jamie	10	2	0	0	signed 10/6/21				sub	sub	sub	sub	sub	IR	IR	sub	sub	sub	sub	sub	sub	sub
Davis, Carl	17	4	0	0	sub	sub	sub	sub	sub	sub	DE	sub	DE	sub	sub	DE	sub	DE	sub	sub	sub	X
Davis, Cody	17	0	0	0	sub	sub	sub	sub	sub	sub	sub	sub	sub	sub	sub	sub	sub	sub	sub	sub	sub	sub
Davis, Sean	1	0	0	0	signed to PS on 10/13				ps	ps	ps	ps	ps	ps	ps	ps	sub	ps	sub	ps	ps	ps
Dugger, Kyle	15	13	0	0	DB	DB	DB	DB	DB	S	S	S	sub	sub	DB	S	*	DB	DB	DB	X	S
Durant, Yasir	8	1	0	7	sub	RT	sub	sub	sub	sub	X	X	X	X	X	X	X	*	*	sub	sub	sub
Ekual, Daniel	7	0	0	0	ps	ps	ps	ps	ps	ps	sub	sub	ps	ps	ps	ps	sub	sub	sub	sub	sub	sub
Ferentz, James	3	2	3	0	ps	ps	ps	ps	LG	LG	sub	dnp	dnp	ps	ps	ps	ps	dnp	ps	ps	ps	ps
Folk, Nick	17	0	0	0	sub	sub	sub	sub	sub	sub	sub	sub	sub	sub	sub	sub	sub	sub	sub	sub	sub	sub
Godchaux, Davon	17	16	0	0	NT	NT	NT	NT	NT	NT	sub	NT	NT	NT	NT	NT	NT	NT	NT	NT	NT	NT
Guy, Lawrence	17	17	0	0	DE	DE	DE	DE	DE	DE	DE	DE	DE	DE	DE	DE	DE	DE	DE	DE	DE	DE
Harris, Damien	15	15	0	2	RB	RB	RB	RB	RB	RB	RB	RB	X	RB	RB	RB	X	RB	RB	RB	RB	RB
Harry, N'Keal	12	4	0	2	IR	IR	IR	sub	sub	WR	sub	sub	X	WR	WR	sub	sub	sub	WR	X	sub	sub
Henry, Hunter	17	10	0	0	TE	TE	sub	TE	TE	TE	sub	TE	sub	TE	sub	sub	sub	TE	sub	TE	TE	TE
Herron, Justin	16	4	1	0	sub	sub	RT	RT	LT	LT	sub	sub	sub	sub	dnp	sub	sub	sub	sub	sub	sub	LT
Hightower, Dont'a	15	15	0	2	LB	LB	LB	LB	LB	LB	X	LB	LB	LB	LB	LB	LB	LB	LB	LB	X	LB
Hoyer, Brian	5	0	12	0	dnp	dnp	dnp	dnp	dnp	dnp	sub	dnp	sub	sub	dnp	sub	dnp	dnp	dnp	sub	dnp	dnp
Jackson, J.C.	17	17	0	0	LCB	LCB	LCB	LCB	LCB	LCB	LCB	LCB	LCB	LCB	LCB	LCB	LCB	LCB	LCB	LCB	LCB	LCB
Johnson, Jakob	17	7	0	0	sub	FB	sub	sub	sub	FB	FB	sub	sub	FB	FB	sub	sub	FB	sub	sub	FB	FB
Jones, Jonathan	6	1	0	0	sub	sub	sub	sub	sub	DB	IR	IR	IR	IR	IR	IR	IR	IR	IR	IR	IR	IR
Jones, Mac	17	17	0	0	QB	QB	QB	QB	QB	QB	QB	QB	QB	QB	QB	QB	QB	QB	QB	QB	QB	QB
Judon, Matt	17	16	0	0	LB	LB	LB	LB	LB	LB	LB	LB	LB	LB	LB	LB	LB	LB	LB	LB	LB	sub
Karras, Ted	16	12	0	0	sub	sub	sub	sub	RG	RG	LG	LG	LG	LG	LG	LG	LG	LG	LG	LG	LG	LG
King, Brandon	16	0	0	1	sub	sub	sub	sub	sub	sub	sub	X	sub	sub	sub	sub	sub	sub	sub	sub	sub	sub
LaCosse, Matt	1	0	0	0	ps	ps	ps	ps	ps	ps	ps	ps	ps	sub	ps	ps	ps	ps	ps	ps	ps	ps
Langi, Harvey	7	1	0	0	sub	sub	sub	sub	sub	sub	LB	IR	IR	IR	IR	IR	IR	IR	IR	IR	IR	IR
Mason, Shaq	15	15	0	2	RG	RG	RG	RG	X	X	RG	RG	RG	RG	RG	RG	RG	RG	RG	RG	RG	RG
McCourt, Devin	17	17	0	0	S	S	S	S	S	S	S	S	S	S	S	S	S	S	S	S	S	S
Meyers, Jakobi	17	16	0	0	WR	WR	WR	WR	WR	WR	WR	WR	WR	WR	WR	WR	WR	WR	WR	WR	WR	WR
Mills, Jalen	16	16	0	1	RCB	RCB	RCB	RCB	X	RCB	RCB	RCB	RCB	RCB	RCB	RCB	RCB	RCB	RCB	RCB	RCB	*
Munson, Calvin	6	0	0	0	signed off Miami practice squad 10/27								sub	sub	sub	sub	sub	sub	sub	sub	sub	sub
Nordin, Quinn	0	0	0	1	X	IR	IR	IR	IR	IR	IR	IR	IR	IR	IR	IR	PS	PS	PS	PS	PS	PS
Olszewski, Gunner	16	0	0	1	sub	sub	sub	sub	sub	sub	sub	sub	sub	X	sub	sub	sub	sub	sub	sub	sub	sub
Onwenu, Mike	16	8	0	0	LG	LG	LG	LG	*	sub	RT	RT	RT	sub	sub	sub	sub	sub	TE	sub	sub	sub
Ozigbo, Devine	0	0	1	0	signed to the practice squad 11/30								ps	dnp	ps	ps	ps	ps	ps	ps	ps	ps
Perkins, Ronnie	0	0	0	13	X	X	X	X	X	X	X	X	X	X	X	X	X	IR	IR	IR	IR	IR
Phillips, Adrian	17	13	0	0	S	S	S	S	S	sub	sub	S	S	S	S	sub	S	S	sub	S	S	sub
Redmond, Alex	0	0	1	0	ps	ps	ps	ps	dnp	ps	ps	ps	ps	ps	ps	ps	ps	ps	ps	ps	ps	ps
Ross, D'Angelo	3	1	0	0	ps	ps	ps	ps	ps	ps	ps	ps	ps	ps	ps	ps	ps	ps	ps	sub	DB	sub
Sherman, William	1	0	0	0	ps	ps	ps	ps	sub	ps	ps	ps	ps	ps	ps	ps	ps	ps	ps	ps	ps	ps
Slater, Matthew	17	0	0	0	sub	sub	sub	sub	sub	sub	sub	sub	sub	sub	sub	sub	sub	sub	sub	sub	sub	sub
Smith, Jonnu	16	11	0	1	TE	sub	TE	sub	TE	TE	TE	TE	TE	X	TE	TE	TE	sub	TE	sub	sub	TE
Stevenson, Rhamondre	12	2	0	4	sub	X	X	X	sub	sub	X	sub	sub	RB	sub	sub	sub	RB	*	sub	sub	sub
Stidham, Jarrett	0	0	0	8	pup	pup	pup	pup	pup	pup	pup	pup	pup	X	X	X	X	X	X	X	X	X
Taylor, J.J.	5	0	1	9	X	sub	sub	sub	X	X	sub	X	X	sub	X	X	*	*	dnp	X	X	X
Tava, Jahlan	13	0	0	1	ps	ps	sub	sub	ps	sub	sub	sub	sub	sub	sub	sub	X	sub	sub	sub	sub	sub
Uche, Josh	12	0	0	1	sub	sub	X	sub	sub	sub	sub	sub	sub	sub	IR	IR	IR	IR	sub	sub	sub	sub
Van Noy, Kyle	16	8	0	1	sub	X	sub	LB	sub	sub	LB	sub	LB	LB	sub	LB	LB	sub	LB	LB	LB	LB
Wade, Shaun	3	0	0	12	X	X	X	X	X	X	X	X	X	X	sub	sub	X	sub	X	X	*	*
White, James	3	0	0	0	sub	sub	sub	IR	IR	IR	IR	IR	IR	IR	IR	IR	IR	IR	IR	IR	IR	IR
Wilkerson, Kristian	3	1	0	0	ps	ps	ps	ps	ps	ps	ps	ps	sub	ps	ps	ps	ps	ps	sub	WR	ps	X
Williams, Joejuan	12	1	0	5	sub	sub	sub	X	CB	X	sub	sub	sub	sub	sub	sub	sub	X	X	X	sub	RCB
Winovich, Chase	13	0	0	0	sub	sub	sub	sub	sub	sub	IR	IR	IR	IR	sub	sub	sub	sub	sub	sub	sub	X
Wise Jr., Deatrich	16	7	0	0	DE	DE	DE	DE	DE	DE	sub	DE	sub	sub	sub	sub	sub	*	sub	sub	sub	sub
Wynn, Isaiah	16	15	0	0	LT	LT	LT	LT	*	sub	LT	LT	LT	LT	LT	LT	LT	LT	LT	LT	LT	X
Totals	789	372	25	100																		

X - inactive / CAPS - starters / sub - played / dnp - did not play / PS - Practice Squad / * - COVID deactivation

KEY:

Not on active roster



NEW ENGLAND PATRIOTS 2021 STATS PACK

GAME-BY-GAME STARTERS

2021 OFFENSIVE STARTERS BY GAME												
Date	Opponent	WR	LT	LG	C	RG	RT	TE	TE	WR	QB	RB
09/12	Miami	Agholor	Wynn	Onwenu	Andrews	Mason	Brown	Henry	Smith	Meyers	Jones	Harris
09/19	at N.Y. Jets	Agholor	Wynn	Onwenu	Andrews	Mason	Durant	Henry	Johnson (FB)	Meyers	Jones	Harris
09/26	New Orleans	Agholor	Wynn	Onwenu	Andrews	Mason	Herron	Bourne (WR)	Smith	Meyers	Jones	Harris
10/03	Tampa Bay	Agholor	Wynn	Onwenu	Andrews	Mason	Herron	Henry	Bourne (WR)	Meyers	Jones	Harris
10/10	at Houston	Agholor	Herron	Ferentz	Andrews	Karras	Cajuste	Henry	Smith	Meyers	Jones	Harris
10/17	Dallas	Harry	Herron	Ferentz	Andrews	Karras	Cajuste	Henry	Smith	Johnson (FB)	Jones	Harris
10/24	N.Y. Jets	Agholor	Wynn	Karras	Andrews	Mason	Onwenu	Johnson (FB)	Smith	Meyers	Jones	Harris
10/31	at L.A. Chargers	Agholor	Wynn	Karras	Andrews	Mason	Onwenu	Henry	Smith	Meyers	Jones	Harris
11/07	at Carolina	Agholor	Wynn	Karras	Andrews	Mason	Onwenu	Bolden (RB)	Smith	Meyers	Jones	Harris
11/14	Cleveland	Harry	Wynn	Karras	Andrews	Mason	Brown	Henry	Johnson (FB)	Meyers	Jones	Stevenson
11/18	at Atlanta	Agholor	Wynn	Karras	Andrews	Mason	Brown	Harry (WR)	Smith	Meyers	Jones	Harris
11/28	Tennessee	Harry	Wynn	Karras	Andrews	Mason	Brown	Agholor (WR)	Bourne (WR)	Meyers	Jones	Harris
12/06	at Buffalo	Agholor	Wynn	Karras	Andrews	Mason	Brown	Bourne (WR)	Smith	Meyers	Jones	Harris
12/18	at Indianapolis	Agholor	Wynn	Karras	Andrews	Mason	Brown	Henry	Smith	Meyers	Jones	Stevenson
12/26	Buffalo	Harry	Wynn	Karras	Andrews	Mason	Brown	Onwenu (TE)	Smith	Meyers	Jones	Harris
01/02	Jacksonville	Wilkerson	Wynn	Karras	Andrews	Mason	Brown	Henry	Bourne (WR)	Meyers	Jones	Harris
01/09	at Miami	Agholor	Wynn	Karras	Andrews	Mason	Brown	Henry	Johnson (FB)	Meyers	Jones	Harris
01/15	at Buffalo	Agholor	Herron	Karras	Andrews	Mason	Brown	Henry	Smith	Meyers	Jones	Harris
2021 DEFENSIVE STARTERS BY GAME												
Date	Opponent	DL	DL	DL	LB	LB	LB	DB	LCB	RCB	S	S
09/12	Miami	Wise	Godchaux	Guy	Judon	Bentley	Hightower	Dugger	Jackson	Mills	Phillips	McCourty
09/19	at N.Y. Jets	Wise	Godchaux	Guy	Judon	Bentley	Hightower	Dugger	Jackson	Mills	Phillips	McCourty
09/26	New Orleans	Wise	Godchaux	Guy	Judon	Bentley	Hightower	Dugger	Jackson	Mills	Phillips	McCourty
10/03	Tampa Bay	Wise	Godchaux	Guy	Judon	Van Noy	Hightower	Dugger	Jackson	Mills	Phillips	McCourty
10/10	at Houston	Wise	Godchaux	Guy	Judon	Bentley	Hightower	Dugger	Jackson	Williams	Phillips	McCourty
10/17	Dallas	Wise	Godchaux	Guy	Judon	Bentley	Hightower	Jones	Jackson	Mills	Dugger	McCourty
10/24	N.Y. Jets	Barmore	Ca. Davis	Guy	Judon	Bentley	Van Noy	Langi (LB)	Jackson	Mills	Dugger	McCourty
10/31	at L.A. Chargers	Wise	Godchaux	Guy	Judon	Bentley	Hightower	Dugger	Jackson	Mills	Phillips	McCourty
11/07	at Carolina	Ca. Davis	Godchaux	Guy	Judon	Bentley	Hightower	Van Noy (LB)	Jackson	Mills	Phillips	McCourty
11/14	Cleveland	Barmore	Godchaux	Guy	Judon	Bentley	Hightower	Van Noy (LB)	Jackson	Mills	Phillips	McCourty
11/18	at Atlanta	Wise	Godchaux	Guy	Judon	Bentley	Hightower	Dugger	Jackson	Mills	Phillips	McCourty
11/28	Tennessee	Ca. Davis	Godchaux	Guy	Judon	Bentley	Hightower	Van Noy (LB)	Jackson	Mills	Dugger	McCourty
12/06	at Buffalo	Wise	Godchaux	Guy	Judon	Bentley	Hightower	Bryant	Jackson	Mills	Phillips	McCourty
12/18	at Indianapolis	Ca. Davis	Godchaux	Guy	Judon	Bentley	Hightower	Dugger	Jackson	Mills	Phillips	McCourty
12/26	Buffalo	Van Noy (LB)	Godchaux	Guy	Judon	Bentley	Hightower	Bryant	Jackson	Mills	Dugger	McCourty
01/02	Jacksonville	Van Noy (LB)	Godchaux	Guy	Collins	Bentley	Hightower	Dugger	Jackson	Mills	Phillips	McCourty
01/09	at Miami	Van Noy (LB)	Godchaux	Guy	Judon	Bentley	Collins	Ross	Jackson	Mills	Dugger	McCourty
01/15	at Buffalo	Wise	Godchaux	Guy	Van Noy	Bentley	Hightower	Bryant	Jackson	Williams	Dugger	McCourty
2021 GAME-BY-GAME INACTIVES												
Date	Opponent											
09/12	Miami	Asiasi	Perkins	Wade	Cajuste	Taylor	Nordin					
09/19	at N.Y. Jets	Asiasi	Perkins	Wade	Brown	Stevenson	Van Noy					
09/26	New Orleans	Asiasi	Perkins	Wade	Brown	Stevenson	Uche					
10/03	Tampa Bay	Asiasi	Perkins	Wade	Brown	Stevenson	Bentley	Williams				
10/10	at Houston	Asiasi	Perkins	Wade	Mason	Taylor	Mills					
10/17	Dallas	Asiasi	Perkins	Wade	Mason	Taylor	Williams					
10/24	N.Y. Jets	Asiasi	Perkins	Wade	Durant	Stevenson	Hightower					
10/31	at L.A. Chargers	Asiasi	Perkins	Wade	Durant	Taylor	King					
11/07	at Carolina	Asiasi	Perkins	Wade	Durant	Taylor	Harry					
11/14	Cleveland	Stidham	Perkins	Wade	Durant	Harris	Olszewski	Smith				
11/18	at Atlanta	Asiasi	Perkins	Stidham	Durant	Taylor						
11/28	Tennessee	Asiasi	Perkins	Stidham	Durant	Taylor						
12/06	at Buffalo	Asiasi	Perkins	Stidham	Durant	Tavai	Wade					
12/18	at Indianapolis	Asiasi	Bledsoe	Stidham	Cajuste	Harris	Williams					
12/26	Buffalo	Asiasi	Bledsoe	Stidham	Wade	Agholor	Williams					
01/02	Jacksonville	Asiasi	Harry	Stidham	Williams	Taylor	Wade	Agholor				
01/09	at Miami	Asiasi	Dugger	Stidham	Hightower	Taylor						
01/15	at Buffalo	Asiasi	Wilkerson	Stidham	Winovich	Taylor	Ca. Davis	Wynn				



2021 NEW ENGLAND PATRIOTS ROSTER

AS OF JANUARY 17, 2022

ALPHABETICAL ROSTER

#	NAME	POS	HT	WT	BORN	YR	COLLEGE	H.S. HOMETOWN
15	Agholor, Nelson	WR	6-0	198	5/24/1993	7	Southern California	Tampa, Fla.
60	Andrews, David	C	6-3	300	7/10/1992	7	Georgia	Johns Creek, Ga.
86	Asiasi, Devin	TE	6-3	257	8/14/1997	2	UCLA	Shoreview, Calif.
7	Bailey, Jake	P	6-2	205	6/18/1997	3	Stanford	Solana Beach, Calif.
90	Barmore, Christian	DL	6-5	310	7/28/1999	R	Alabama	Philadelphia, Pa.
8	Bentley, Ja'Whaun	LB	6-2	255	8/24/1996	4	Purdue	Glenarden, Md.
29	Bethel, Justin	DB	6-0	200	6/17/1990	10	Presbyterian	Blythewood, S.C.
25	Bolden, Brandon	RB	5-11	220	1/26/1990	9	Mississippi	Baton Rouge, La.
84	Bourne, Kendrick	WR	6-1	190	8/4/1995	5	Eastern Washington	Portland, Ore.
77	Brown, Trent	OL	6-8	380	4/13/1993	7	Florida	Albany, Ga.
41	Bryant, Myles	DB	5-9	185	1/2/1998	2	Washington	Pasadena, Calif.
72	Cajuste, Yodny	OL	6-5	310	2/21/1996	3	West Virginia	Miami, Fla.
49	Cardona, Joe	LS	6-3	245	4/16/1992	7	Navy	El Cajon, Calif.
58	Collins Sr., Jamie	LB	6-3	255	10/20/1989	9	Southern Mississippi	McCall Creek, Miss.
98	Davis Jr., Carl	DL	6-5	320	3/2/1992	7	Iowa	Detroit, Mich.
22	Davis, Cody	DB	6-2	203	6/6/1989	9	Texas Tech	Stephenville, Texas
23	Dugger, Kyle	DB	6-2	220	3/22/1996	2	Lenoir-Rhyne	Decatur, Ga.
70	Durant, Yasir	OL	6-7	330	5/21/1998	2	Missouri	Philadelphia, Pa.
6	Folk, Nick	K	6-1	222	11/5/1984	14	Arizona	Sherman Oaks, Calif.
92	Godchaux, Davon	DL	6-3	311	11/11/1994	5	Louisiana State	Plaquemine, La.
93	Guy, Lawrence	DL	6-4	315	3/17/1990	11	Arizona State	Las Vegas, Nev.
37	Harris, Damien	RB	5-11	213	2/11/1997	3	Alabama	Richmond, Ky.
1	Harry, N'Keal	WR	6-4	225	12/17/1997	3	Arizona State	Chandler, Ariz.
85	Henry, Hunter	TE	6-5	250	12/7/1994	6	Arkansas	Little Rock, Ark.
75	Herron, Justin	OL	6-5	305	11/27/1995	2	Wake Forest	Potomac, Md.
54	Hightower, Dont'a	LB	6-3	260	3/12/1990	9	Alabama	Lewisburg, Tenn.
5	Hoyer, Brian	QB	6-2	216	10/13/1985	13	Michigan State	North Olmstead, Ohio
27	Jackson, J.C.	DB	6-1	198	11/17/1995	4	Maryland	Immokalee, Fla.
47	Johnson, Jakob	FB	6-3	255	12/15/1994	3	Tennessee	Stuttgart, Germany
10	Jones, Mac	QB	6-3	214	9/5/1998	R	Alabama	Jacksonville, Fla.
9	Judon, Matthew	LB	6-3	261	8/15/1992	6	Grand Valley State	West Bloomfield, Mich.
67	Karras, Ted	OL	6-4	305	3/15/1993	6	Illinois	Indianapolis, Ind.
36	King, Brandon	LB	6-2	220	6/8/1993	7	Auburn	Alabaster, Ala.
69	Mason, Shaq	OL	6-1	310	8/28/1993	7	Georgia Tech	Columbia, Tenn.
32	McCourt, Devin	DB	5-10	195	8/13/1987	12	Rutgers	Nyack, N.Y.
16	Meyers, Jakobi	WR	6-2	200	11/9/1996	3	North Carolina State	Lithonia, Ga.
2	Mills, Jalen	DB	6-0	191	4/6/1994	6	Louisiana State	Dallas, Texas
80	Olszewski, Gunner	WR	6-0	190	11/26/1996	3	Bemidji State	Alvin, Texas
71	Onwenu, Mike	OL	6-3	350	12/10/1997	2	Michigan	Detroit, Mich.
21	Phillips, Adrian	DB	5-11	210	3/28/1992	8	Texas	Garland, Texas
18	Slater, Matthew	WR	6-0	205	9/9/1985	14	UCLA	Anaheim, Calif.
81	Smith, Jonnu	TE	6-3	248	8/22/1995	5	Florida International	Ocala, Fla.
38	Stevenson, Rhamondre	RB	6-0	230	2/23/1998	R	Oklahoma	Las Vegas, Nev.
4	Stidham, Jarrett	QB	6-3	215	8/8/1996	3	Auburn	Stephenville, Texas
48	Tavai, Jahlani	LB	6-2	246	9/28/1996	3	Hawaii	Inglewood, Calif.
42	Taylor, J.J.	RB	5-6	185	1/4/1998	2	Arizona	Corona, Calif.
55	Uche, Josh	LB	6-3	245	9/18/1998	2	Michigan	Miami, Fla.
53	Van Noy, Kyle	LB	6-3	250	3/26/1991	8	Brigham Young	Reno, Nev.
26	Wade, Shaun	CB	6-1	191	9/16/1998	R	Ohio State	Jacksonville, Fla.
33	Williams, Joejuan	CB	6-3	212	12/6/1997	3	Vanderbilt	Nashville, Tenn.
50	Winovich, Chase	DL	6-3	250	4/19/1995	3	Michigan	Jefferson Hills, Pa.
91	Wise Jr., Deatrich	DL	6-5	275	7/26/1994	5	Arkansas	Carrollton, Texas
76	Wynn, Isaiah	OL	6-2	310	12/9/1995	4	Georgia	St. Petersburg, Fla.

NUMERICAL ROSTER

#	NAME	POS
1	N'Keal Harry	WR
2	Jalen Mills	DB
4	Jarrett Stidham	QB
5	Brian Hoyer	QB
6	Nick Folk	K
7	Jake Bailey	P
8	Ja'Whaun Bentley	LB
9	Matthew Judon	LB
10	Mac Jones	QB
15	Nelson Agholor	WR
16	Jakobi Meyers	WR
18	Matthew Slater	WR
21	Adrian Phillips	DB
22	Cody Davis	DB
23	Kyle Dugger	DB
25	Brandon Bolden	RB
26	Shaun Wade	CB
27	J.C. Jackson	DB
29	Justin Bethel	DB
32	Devin McCourty	DB
33	Joejuan Williams	CB
36	Brandon King	LB
37	Damien Harris	RB
38	Rhamondre Stevenson	RB
41	Myles Bryant	DB
42	J.J. Taylor	RB
47	Jakob Johnson	FB
48	Jahlani Tavai	LB
49	Joe Cardona	LS
50	Chase Winovich	DL
53	Kyle Van Noy	LB
54	Dont'a Hightower	LB
55	Josh Uche	LB
58	Jamie Collins Sr.	LB
60	David Andrews	C
67	Ted Karras	OL
69	Shaq Mason	OL
70	Yasir Durant	OL
71	Mike Onwenu	OL
72	Yodny Cajuste	OL
75	Justin Herron	OL
76	Isaiah Wynn	OL
77	Trent Brown	OL
80	Gunner Olszewski	WR
81	Jonnu Smith	TE
84	Kendrick Bourne	WR
85	Hunter Henry	TE
86	Devin Asiasi	TE
90	Christian Barmore	DL
91	Deatrich Wise Jr.	DL
92	Davon Godchaux	DL
93	Lawrence Guy	DL
98	Carl Davis Jr.	DL

PRACTICE SQUAD

#	NAME	POS	HT	WT	BORN	YR	COLLEGE	H.S. HOMETOWN
13	Bausby, De'Vante	DB	6-2	190	1/15/1993	5	Pittsburg State	Kansas City, Mo.
35	Daniel, DJ	DB	6-1	195	11/27/1998	R	Georgia	Griffin, Ga.
30	Davis, Sean	DB	6-1	202	10/23/1993	6	Maryland	Washington, D.C.
95	Ekual, Daniel	DL	6-3	305	1/13/1994	3	Washington State	Pago Pago, Amer. Samoa
65	Ferentz, James	OL	6-2	300	6/5/1989	6	Iowa	Iowa City, Iowa
83	LaCosse, Matt	TE	6-6	255	9/21/1992	5	Illinois	Naperville, Ill.
24	LeBlanc, Cre'Von	DB	5-10	190	7/25/1994	6	Florida Atlantic	Palm Beach, Fla.
97	Murray, Bill	DL	6-4	265	7/3/1997	1	William & Mary	Morristown, N.J.
87	Nixon, Tre	WR	6-2	180	1/26/1998	R	Central Florida	Viera, Fla.
3	Nordin, Quinn	K	6-1	196	8/16/1998	R	Michigan	Rockford, Mich.
34	Ozigbo, Devine	RB	6-0	230	10/2/1996	3	Nebraska	Sachse, Texas
59	Reynolds, LaRoy	LB	6-1	243	11/3/1990	9	Virginia	Norfolk, Va.
39	Ross, D'Angelo	DB	5-9	190	10/29/1996	2	New Mexico	La Puente, Calif.
68	Sherman, Will	OL	6-4	310	5/27/1999	R	Colorado	Allen, Texas
88	Smith, Jaylen	TE	6-2	221	8/1/1997	1	Louisville	Pascagoula, Miss.
17	Wilkerson, Kristian	WR	6-1	201	1/10/1997	1	Southeast Missouri St.	Memphis, Tenn.

PRACTICE SQUAD

#	NAME	POS
3	Quinn Nordin	K
13	De'Vante Bausby	DB
17	Kristian Wilkerson	WR
24	Cre'Von LeBlanc	DB
30	Sean Davis	DB
34	Devine Ozigbo	RB
35	DJ Daniel	DB
39	D'Angelo Ross	DB
59	LaRoy Reynolds	LB
65	James Ferentz	OL
68	Will Sherman	OL
83	Matt LaCosse	TE
87	Tre Nixon	WR
88	Jaylen Smith	TE
95	Daniel Ekual	DL
97	Bill Murray	DL

RESERVE/INJURED

#	NAME	POS	HT	WT	BORN	YR	COLLEGE	H.S. HOMETOWN
94	Anderson, Henry	DL	6-6	301	8/3/1991	7	Stanford	Atlanta, Ga.
24	Bledsoe, Joshua	S	5-11	201	12/30/1998	R	Missouri	Houston, Texas
88	Fumagalli, Troy	TE	6-6	248	2/17/1995	4	Wisconsin	Aurora, Ill.
59	Jennings, Anfernee	LB	6-3	259	5/1/1997	2	Alabama	Dadeville, Ala.
31	Jones, Jonathan	DB	5-10	190	9/20/1993	6	Auburn	Carrollton, Ga.
44	Keene, Dalton	TE	6-4	251	4/14/1999	2	Virginia Tech	Littleton, Colo.
52	Langi, Harvey	LB	6-2	250	9/24/1992	4	Brigham Young	South Jordan, Utah
46	McMillan, Raekwon	LB	6-2	242	11/17/1995	5	Ohio State	Hinsville, Ga.
51	Perkins, Ronnie	LB	6-3	253	9/29/1999	R	Oklahoma	St. Louis Mo.
28	White, James	RB	5-10	205	2/3/1992	8	Wisconsin	Fl. Lauderdale, Fla.

RESERVE/INJURED

#	NAME	POS
24	Joshuah Bledsoe	S
28	James White	RB
31	Jonathan Jones	DB
44	Dalton Keene	TE
46	Raekwon McMillan	LB
51	Ronnie Perkins	LB
52	Harvey Langi	LB
59	Anfernee Jennings	LB
88	Troy Fumagalli	TE
94	Henry Anderson	DL

PRACTICE SQUAD RESERVE/INJURED

#	NAME	POS	HT	WT	BORN	YR	COLLEGE	H.S. HOMETOWN
64	Redmond, Alex	OL	6-5	320	1/18/1995	5	UCLA	Cerritos, Calif.

PRACTICE SQUAD RESERVE/INJURED

#	NAME	POS
64	Alex Redmond	OL

RESERVE/PUP LIST

#	NAME	POS	HT	WT	BORN	YR	COLLEGE	H.S. HOMETOWN
99	Cowart, Byron	DL	6-3	300	5/20/1996	3	Maryland	Tampa, Fla.
59	Hall, Terez	LB	6-2	235	11/18/1996	2	Missouri	Lithonia, Ga.

RESERVE/PUP LIST

#	NAME	POS
99	Terez Hall	LB
99	Byron Cowart	DL

RESERVE/NON-FOOTBALL INJURY

#	NAME	POS	HT	WT	BORN	YR	COLLEGE	H.S. HOMETOWN
45	McGrone, Cameron	LB	6-1	236	6/22/2000	R	Michigan	Indianapolis, Ind.

RESERVE/NON-FOOTBALL INJURY

#	NAME	POS
45	Cameron McGrone	LB

HEAD COACH: BILL BELICHICK

ASSISTANTS: Cam Achord, Special Teams Coordinator; Brian Belichick, Safeties; Steve Belichick, Outside Linebackers; Carmen Bricillo, Offensive Line; Troy Brown, Wide Receivers/Kick Returners; Moses Cabrera, Head Strength and Conditioning; Nick Caley, Tight Ends/Fullbacks; DeMarcus Covington, Defensive Line; Ross Douglas, NFL Coaching Fellowship/Defense; Ivan Fears, Running Backs; Bo Hardegree, Quality Control/Quarterbacks; Joe Houston, Special Teams Assistant; Tyler Hughes, Offensive Assistant; Mick Lombardi, Wide Receivers; Deron Mayo, Strength and Conditioning Assistant; Jerod Mayo, Inside Linebackers; Josh McDaniels, Offensive Coordinator/Quarterbacks; Mike Pellegrino, Cornerbacks; Cole Popovich, Offensive Line; Evan Rothstein, Research and Analysis/Coaching; Vinnie Sunseri, Running Backs; Billy Yates, Assistant Offensive Line; Matt Patricia, Senior Football Advisor.



2021 NUMERICAL ROSTER

January 17, 2022

#	NAME	POS	HT	WT	AGE	YR	COLLEGE	HOW ACQ.
1	N'Keal Harry	WR	6-4	225	24	3	Arizona State	D1-19
2	Jalen Mills	DB	6-0	191	27	6	Louisiana State	UFA (PHI)-21
4	Jarrett Stidham	QB	6-3	215	25	3	Auburn	D4b-19
5	Brian Hoyer	QB	6-2	216	36	13	Michigan State	FA-21
6	Nick Folk	K	6-1	222	37	14	Arizona	FA-20
7	Jake Bailey	P	6-2	205	24	3	Stanford	D5b-19
8	Ja'Whaun Bentley	LB	6-2	255	25	4	Purdue	D5-18
9	Matthew Judon	LB	6-3	261	29	6	Grand Valley State	UFA (BAL)-21
10	Mac Jones	QB	6-3	214	23	R	Alabama	D1-21
15	Nelson Agholor	WR	6-0	198	28	7	Southern California	UFA (LV)-21
16	Jakobi Meyers	WR	6-2	200	25	3	North Carolina State	FA-19
18	Matthew Slater	WR	6-0	205	36	14	UCLA	D5-08
21	Adrian Phillips	DB	5-11	210	29	8	Texas	UFA (LAC)-20
22	Cody Davis	DB	6-2	203	32	9	Texas Tech	UFA (JAX)-20
23	Kyle Dugger	DB	6-2	220	25	2	Lenoir-Rhyne	D2a-20
25	Brandon Bolden	RB	5-11	220	31	9	Mississippi	UFA (MIA)-19
26	Shaun Wade	CB	6-1	191	23	R	Ohio State	TR (BAL)-21
27	J.C. Jackson	DB	6-1	198	26	4	Maryland	FA-18
29	Justin Bethel	DB	6-0	200	31	10	Presbyterian	FA-19
32	Devin McCourty	DB	5-10	195	34	12	Rutgers	D1-10
33	Joejuan Williams	CB	6-3	212	24	3	Vanderbilt	D2-19
36	Brandon King	LB	6-2	220	28	7	Auburn	FA-15
37	Damien Harris	RB	5-11	213	24	3	Alabama	D3b-19
38	Rhamondre Stevenson	RB	6-0	230	23	R	Oklahoma	D4-21
41	Myles Bryant	DB	5-9	185	24	2	Washington	FA-20
42	J.J. Taylor	RB	5-6	185	24	2	Arizona	FA-20
47	Jakob Johnson	FB	6-3	255	27	3	Tennessee	FA-19
48	Jahlani Tavai	LB	6-2	246	25	3	Hawaii	FA-21
49	Joe Cardona	LS	6-3	245	29	7	Navy	D5-15
50	Chase Winovich	DL	6-3	250	26	3	Michigan	D3a-19
53	Kyle Van Noy	LB	6-3	250	30	8	Brigham Young	FA-21
54	Dont'a Hightower	LB	6-3	260	31	9	Alabama	D1b-12
55	Josh Uche	LB	6-3	245	23	2	Michigan	D2b-20
58	Jamie Collins Sr.	LB	6-3	255	32	9	Southern Mississippi	FA-21
60	David Andrews	C	6-3	300	29	7	Georgia	FA-15
67	Ted Karras	OL	6-4	305	28	6	Illinois	UFA (MIA)-21
69	Shaq Mason	OL	6-1	310	28	7	Georgia Tech	D4c-15
70	Yasir Durant	OL	6-7	330	23	2	Missouri	TR (KC)-21
71	Mike Onwenu	OL	6-3	350	24	2	Michigan	D6a-20
72	Yodny Cajuste	OL	6-5	310	25	3	West Virginia	D3c-19
75	Justin Herron	OL	6-5	305	26	2	Wake Forest	D6b-20
76	Isaiah Wynn	OL	6-2	310	26	4	Georgia	D1a-18
77	Trent Brown	OL	6-8	380	28	7	Florida	TR (LV)-21
80	Gunner Olszewski	WR	6-0	190	25	3	Bemidji State	FA-19
81	Jonnu Smith	TE	6-3	248	26	5	Florida International	UFA (TEN)-21
84	Kendrick Bourne	WR	6-1	190	26	5	Eastern Washington	UFA (SF)-21
85	Hunter Henry	TE	6-5	250	27	6	Arkansas	UFA (LAC)-21
86	Devin Asiasi	TE	6-3	257	24	2	UCLA	D3b-20
90	Christian Barmore	DL	6-5	310	22	R	Alabama	D2-21
91	Deatrich Wise Jr.	DL	6-5	275	27	5	Arkansas	D4-17
92	Davon Godchaux	DL	6-3	311	27	5	Louisiana State	UFA (MIA)-21
93	Lawrence Guy	DL	6-4	315	31	11	Arizona State	UFA (BAL)-17
98	Carl Davis Jr.	DL	6-5	320	29	7	Iowa	FA-20

PRACTICE SQUAD

#	NAME	POS	HT	WT	AGE	YR	COLLEGE	HOW ACQ.
3	Quinn Nordin	K	6-1	196	22	R	Michigan	FA-21
13	De'Vante Bausby	DB	6-2	190	29	5	Pittsburg State	FA-21
17	Kristian Wilkerson	WR	6-1	201	25	1	Southeast Missouri State	FA-20
24	Cre'Von LeBlanc	DB	5-10	190	27	6	Florida Atlantic	FA-21
30	Sean Davis	DB	6-1	202	28	6	Maryland	FA-21
34	Devine Ozigbo	RB	6-0	230	25	3	Nebraska	FA-21
35	DJ Daniel	DB	6-1	195	23	R	Georgia	FA-21
39	D'Angelo Ross	DB	5-9	190	25	2	New Mexico	FA-19
59	LaRoy Reynolds	LB	6-1	243	31	9	Virginia	FA-21
65	James Ferentz	OL	6-2	300	32	6	Iowa	FA-17
68	Will Sherman	OL	6-4	310	22	R	Colorado	D6b-21
83	Matt LaCrosse	TE	6-6	255	29	5	Illinois	FA-19
87	Tre Nixon	WR	6-2	180	23	R	Central Florida	D7-21
88	Jaylen Smith	TE	6-2	221	24	1	Louisville	FA-21
95	Daniel Ekuale	DL	6-3	305	28	3	Washington State	FA-21
97	Bill Murray	DL	6-4	265	24	1	William & Mary	FA-20

RESERVE/INJURED

#	NAME	POS	HT	WT	AGE	YR	COLLEGE	DATE
24	Joshuah Bledsoe	S	5-11	201	23	R	Missouri	(12/30/2021)
28	James White	RB	5-10	205	29	8	Wisconsin	(10/1/2021)
31	Jonathan Jones	DB	5-10	190	28	6	Auburn	(10/23/2021)
44	Dalton Keene	TE	6-4	251	22	2	Virginia Tech	(8/7/2021)
46	Raekwon McMillan	LB	6-2	242	26	5	Ohio State	(8/7/2021)
51	Ronnie Perkins	LB	6-3	253	22	R	Oklahoma	(12/16/2021)
52	Harvey Langi	LB	6-2	250	29	4	Brigham Young	(10/26/2021)
59	Anfernee Jennings	LB	6-3	259	24	2	Alabama	(8/31/2021)
88	Troy Fumagalli	TE	6-6	248	26	4	Wisconsin	(8/18/2021)
94	Henry Anderson	DL	6-6	301	30	7	Stanford	(10/6/2021)

PRACTICE SQUAD RESERVE/INJURED

#	NAME	POS	HT	WT	AGE	YR	COLLEGE	DATE
64	Alex Redmond	OL	6-5	320	27	5	UCLA	(12/14/2021)

RESERVE/PUP LIST

#	NAME	POS	HT	WT	AGE	YR	COLLEGE	HOW ACQ.
59	Terez Hall	LB	6-2	235	25	2	Missouri	FA-19
99	Byron Cowart	DL	6-3	300	25	3	Maryland	D5a-19

RESERVE/NON FOOTBALL INJURY

#	NAME	POS	HT	WT	AGE	YR	COLLEGE	HOW ACQ.
45	Cameron McGrone	LB	6-1	236	21	R	Michigan	D5-21



2021 POSITIONAL ROSTER

January 17, 2022

DEFENSE (24)								
#	NAME	POS	HT	WT	BORN	YR	COLLEGE	H.S. HOMETOWN
DEFENSIVE LINE (6)								
90	Barmore, Christian	DL	6-5	310	7/28/1999	R	Alabama	Philadelphia, Pa.
98	Davis Jr., Carl	DL	6-5	320	3/2/1992	7	Iowa	Detroit, Mich.
92	Godchaux, Davon	DL	6-3	311	11/11/1994	5	Louisiana State	Plaquemine, La.
93	Guy, Lawrence	DL	6-4	315	3/17/1990	11	Arizona State	Las Vegas, Nev.
50	Winovich, Chase	DL	6-3	250	4/19/1995	3	Michigan	Jefferson Hills, Pa.
91	Wise Jr., Deatrich	DL	6-5	275	7/26/1994	5	Arkansas	Carrollton, Texas
LINEBACKER (8)								
8	Bentley, Ja'Whaun	LB	6-2	255	8/24/1996	4	Purdue	Glenarden, Md.
58	Collins Sr., Jamie	LB	6-3	255	10/20/1999	9	Southern Mississippi	McCall Creek, Miss.
54	Hightower, Dont'a	LB	6-3	260	3/12/1990	9	Alabama	Lewisburg, Tenn.
9	Judon, Matthew	LB	6-3	261	8/15/1992	6	Grand Valley State	West Bloomfield, Mich.
36	King, Brandon	LB	6-2	220	6/8/1993	7	Auburn	Alabaster, Ala.
48	Tavai, Jahlani	LB	6-2	246	9/28/1996	3	Hawaii	Inglewood, Calif.
55	Uche, Josh	LB	6-3	245	9/18/1998	2	Michigan	Miami, Fla.
53	Van Noy, Kyle	LB	6-3	250	3/26/1991	8	Brigham Young	Reno, Nev.
DEFENSIVE BACK (10)								
29	Bethel, Justin	DB	6-0	200	6/17/1990	10	Presbyterian	Blythewood, S.C.
41	Bryant, Myles	DB	5-9	185	1/2/1998	2	Washington	Pasadena, Calif.
22	Davis, Cody	DB	6-2	203	6/6/1989	9	Texas Tech	Stephenville, Texas
23	Dugger, Kyle	DB	6-2	220	3/22/1996	2	Lenoir-Rhyne	Decatur, Ga.
27	Jackson, J.C.	DB	6-1	198	11/17/1995	4	Maryland	Immokalee, Fla.
32	McCourt, Devin	DB	5-10	195	8/13/1987	12	Rutgers	Nyack, N.Y.
2	Mills, Jalen	DB	6-0	191	4/6/1994	6	Louisiana State	Dallas, Texas
21	Phillips, Adrian	DB	5-11	210	3/28/1992	8	Texas	Garland, Texas
26	Wade, Shaun	CB	6-1	191	9/16/1998	R	Ohio State	Jacksonville, Fla.
33	Williams, Joejuan	CB	6-3	212	12/6/1997	3	Vanderbilt	Nashville, Tenn.
OFFENSE (26)								
#	NAME	POS	HT	WT	BORN	YR	COLLEGE	H.S. HOMETOWN
OFFENSIVE LINE (9)								
60	Andrews, David	C	6-3	300	7/10/1992	7	Georgia	Johns Creek, Ga.
77	Brown, Trent	OL	6-8	380	4/13/1993	7	Florida	Albany, Ga.
72	Cajuste, Yodny	OL	6-5	310	2/21/1996	3	West Virginia	Miami, Fla.
70	Durant, Yasir	OL	6-7	330	5/21/1998	2	Missouri	Philadelphia, Pa.
75	Herron, Justin	OL	6-5	305	11/27/1995	2	Wake Forest	Potomac, Md.
67	Karras, Ted	OL	6-4	305	3/15/1993	6	Illinois	Indianapolis, Ind.
69	Mason, Shaq	OL	6-1	310	8/28/1993	7	Georgia Tech	Columbia, Tenn.
71	Onwenu, Mike	OL	6-3	350	12/10/1997	2	Michigan	Detroit, Mich.
76	Wynn, Isaiah	OL	6-2	310	12/9/1995	4	Georgia	St. Petersburg, Fla.
QUARTERBACK (3)								
5	Hoyer, Brian	QB	6-2	216	10/13/1985	13	Michigan State	North Olmsted, Ohio
10	Jones, Mac	QB	6-3	214	9/5/1998	R	Alabama	Jacksonville, Fla.
4	Stidham, Jarrett	QB	6-3	215	8/8/1996	3	Auburn	Stephenville, Texas
WIDE RECEIVER (6)								
15	Agholor, Nelson	WR	6-0	198	5/24/1993	7	Southern California	Tampa, Fla.
84	Bourne, Kendrick	WR	6-1	190	8/4/1995	5	Eastern Washington	Portland, Ore.
1	Harry, N'Keal	WR	6-4	225	12/17/1997	3	Arizona State	Chandler, Ariz.
16	Meyers, Jakobi	WR	6-2	200	11/9/1996	3	North Carolina State	Lithonia, Ga.
80	Olszewski, Gunner	WR	6-0	190	11/26/1996	3	Bemidji State	Alvin, Texas
18	Slater, Matthew	WR	6-0	205	9/9/1985	14	UCLA	Anaheim, Calif.
RUNNING BACK (5)								
25	Bolden, Brandon	RB	5-11	220	1/26/1990	9	Mississippi	Baton Rouge, La.
37	Harris, Damien	RB	5-11	213	2/11/1997	3	Alabama	Richmond, Ky.
47	Johnson, Jakob	FB	6-3	255	12/15/1994	3	Tennessee	Stuttgart, Germany
38	Stevenson, Rhamondre	RB	6-0	230	2/23/1998	R	Oklahoma	Las Vegas, Nev.
42	Taylor, J.J.	RB	5-6	185	1/4/1998	2	Airozna	Corono, Calif.
TIGHT END (3)								
86	Asiasi, Devin	TE	6-3	257	8/14/1997	2	UCLA	Shoreview, Calif.
85	Henry, Hunter	TE	6-5	250	12/7/1994	6	Arkansas	Little Rock, Ark.
81	Smith, Jonnu	TE	6-3	248	8/22/1995	5	Florida International	Ocala, Fla.
SPECIALISTS (3)								
#	NAME	POS	HT	WT	BORN	YR	COLLEGE	H.S. HOMETOWN
SPECIALISTS (3)								
7	Bailey, Jake	P	6-2	205	6/18/1997	3	Stanford	Solana Beach, Calif.
49	Cardona, Joe	LS	6-3	245	4/16/1992	7	Navy	El Cajon, Calif.
6	Folk, Nick	K	6-1	222	11/5/1984	14	Arizona	Sherman Oaks, Calif.
RESERVE/INJURED (10)								
#	NAME	POS	HT	WT	BORN	YR	COLLEGE	H.S. HOMETOWN
RESERVE/INJURED (10)								
94	Anderson, Henry	DL	6-6	301	8/3/1991	7	Stanford	Atlanta, Ga.
24	Bledsoe, Joshua	S	5-11	201	12/30/1998	R	Missouri	Houston, Texas
88	Fumagalli, Troy	TE	6-6	248	2/17/1995	4	Wisconsin	Aurora, Ill.
59	Jennings, Anfernee	LB	6-3	259	5/1/1997	2	Alabama	Dadeville, Ala.
31	Jones, Jonathan	DB	5-10	190	9/20/1993	6	Auburn	Carrollton, Ga.
44	Keene, Dalton	TE	6-4	251	4/14/1999	2	Virginia Tech	Littleton, Colo.
52	Langi, Harvey	LB	6-2	250	9/24/1992	4	Brigham Young	South Jordan, Utah
46	McMillan, Raekwon	LB	6-2	242	11/17/1995	5	Ohio State	Hinseville, Ga.
51	Perkins, Ronnie	LB	6-3	253	9/29/1999	R	Oklahoma	St. Louis, Mo.
28	White, James	RB	5-10	205	2/3/1992	8	Wisconsin	Ft. Lauderdale, Fla.
RESERVE/PUP LIST (2)								
#	NAME	POS	HT	WT	BORN	YR	COLLEGE	H.S. HOMETOWN
RESERVE/PUP LIST (2)								
99	Cowart, Byron	DL	6-3	300	5/20/1996	3	Maryland	Tampa, Fla.
59	Hall, Terez	LB	6-2	235	11/18/1996	2	Missouri	Lithonia, Ga.
RESERVE/NON-FOOTBALL INJURY (1)								
#	NAME	POS	HT	WT	BORN	YR	COLLEGE	H.S. HOMETOWN
RESERVE/NFI (1)								
45	McGrone, Cameron	LB	6-1	236	6/22/2000	R	Michigan	Indianapolis, Ind.



HOW THE PATRIOTS WERE BUILT

UPDATED: January 17, 2022

YEAR	DRAFTEES (23)	VETERAN FREE AGENTS (19)	WAIVERS (0) / TRADES (3)	ROOKIE AND FIRST-YEAR FREE AGENTS (8)
2008	Matthew Slater (5)			
2010	Devin McCourty (1)			
2012	Dont'a Hightower (1b)			
2015	Shaq Mason (4c) Joe Cardona (5)			David Andrews (fa) Brandon King (fa)
2017	Deatrich Wise Jr. (4)	Lawrence Guy (7) (GB)		
2018	Isaiah Wynn (1a) Ja'Whaun Bentley (5)			J.C. Jackson (fa)
2019	N'Keal Harry (1) Joejuan Williams (2) Chase Winovich (3a) Damien Harris (3b) Yodny Cajuste (3c) Jarrett Stidham (4b) Jake Bailey (5b)	Justin Bethel (6) (ARI) Brandon Bolden (fa) (NE)		Jakob Johnson (fa) Jakobi Meyers (fa) Gunner Olszewski (fa)
2020	Kyle Dugger (2a) Josh Uche (2b) Devin Asiasi (3b) Mike Onwenu (6a) Justin Herron (6b)	Carl Davis Jr. (3) (BAL) Cody Davis (fa) (STL) Nick Folk (6) (DAL) Brian Hoyer (fa) (NE) Adrian Phillips (fa) (SD)		Myles Bryant (fa) J.J. Taylor (fa)
2021	Mac Jones (1) Christian Barmore (2) Rhamondre Stevenson (4)	Nelson Agholor (1) (PHI) Kendrick Bourne (fa) (SF) Jamie Collins Sr. (2) (NE) Davon Godchaux (5) (MIA) Hunter Henry (2) (LAC) Matthew Judon (5) (BAL) Ted Karras (6) (NE) Jalen Mills (7) (PHI) Jahlani Tavai (2) (DET) Jonnu Smith (3) (TEN) Kyle Van Noy (2) (DET)	Trent Brown (7) (tr-LV) Yasir Durant (fa) (tr-KC) Shaun Wade (5) (tr-BAL)	

NOTE: Team in parenthesis is the player's original team
(#) – indicates round drafted
(fa) – indicates non-drafted free agents

RESERVE/PUP LIST

Byron Cowart (5a)
Terez Hall (fa)

RESERVE/NFI LIST

Cameron McGrone (5)

RESERVE/INJURED

Henry Anderson (3) (IND)
Joshua Bledsoe (6a)
Troy Fumagalli (5) (DEN)
Anfernee Jennings (3a)
Jonathan Jones (fa)
Dalton Keene (3c)
Harvey Langi (fa) (NE)
Raekwon McMillan (2) (MIA)
Ronnie Perkins (3)
James White (4b)



UNOFFICIAL DEPTH CHART

Unofficial depth chart compiled by Patriots Media Relations

OFFENSE

WR: 15 Nelson Agholor	80 Gunner Olszewski	18 Matthew Slater
LT: 76 Isaiah Wynn	75 Justin Herron	72 Yodny Cajuste
LG: 67 Ted Karras	71 Mike Onwenu	
C: 60 David Andrews	67 Ted Karras	
RG: 69 Shaq Mason	67 Ted Karras	
RT: 77 Trent Brown	71 Mike Onwenu	70 Yasir Durant
TE: 85 Hunter Henry	OR 81 Jonnu Smith	86 Devin Asiasi
WR: 16 Jakobi Meyers	84 Kendrick Bourne	1 N'Keal Harry
QB: 10 <u>Mac Jones</u>	5 Brian Hoyer	4 Jarrett Stidham
RB: 37 Damien Harris	25 Brandon Bolden	42 J.J. Taylor
RB: 47 Jakob Johnson (FB)	38 <u>Rhamondre Stevenson</u>	

DEFENSE

LE: 91 Deatrich Wise Jr.	98 Carl Davis Jr.	
DL: 92 Davon Godchaux	90 <u>Christian Barmore</u>	
RE: 93 Lawrence Guy	50 Chase Winovich	
LB: 9 Matthew Judon	58 Jamie Collins Sr.	
LB: 54 Dont'a Hightower	55 Josh Uche	48 Jahlani Tavai
LB: 8 Ja'Whaun Bentley	53 Kyle Van Noy	36 Brandon King
DB: 23 Kyle Dugger	33 Joejuan Williams	
LCB: 27 J.C. Jackson	41 Myles Bryant	26 <u>Shaun Wade</u>
RCB: 2 Jalen Mills	33 Joejuan Williams	
S: 21 Adrian Phillips	23 Kyle Dugger	
S: 32 Devin McCourty	29 Justin Bethel	22 Cody Davis

SPECIAL TEAMS

K: 6 Nick Folk	7 Jake Bailey	
P: 7 Jake Bailey	6 Nick Folk	
H: 7 Jake Bailey	80 Gunner Olszewski	
PR: 80 Gunner Olszewski	42 J.J. Taylor	16 Jakobi Meyers
KR: 80 Gunner Olszewski	25 Brandon Bolden	42 J.J. Taylor
LS: 49 Joe Cardona		

PRONUNCIATION GUIDE

Nelson Agholor	AGG-uh-lore	Ted Karras	CARE-us
Devin Asiasi	AH-see AH-see	Jalen Mills	JAY-lin
Ja'Whaun Bentley	ja-WHAN	Gunner Olszewski	O-sheh-ski
Yodny Cajuste	YAHD-nee kuh-JUST	Mike Onwenu	oh-WHEN-new
Joe Cardona	car-DOAN-a	Jonnu Smith	JAH-new
Yasir Durant	YAH-seer	Rhamondre Stevenson	ruh-MON-dray
Davon Godchaux	duh-VAHN GOD-chaw	Jarrett Stidham	STID-um
Damien Harris	day-MEE-en	Jahlani Tavai	ja-LAN-EE TAH-vie-ya
N'Keal Harry	nuh-KEEL	Josh Uche	OO-chay
Justin Herron	her-RON	Joejuan Williams	joe-WAHN
Dont'a Hightower	don-TAY	Chase Winovich	WIN-o-vich
Jakob Johnson	YAH-kob	Deatrich Wise Jr.	DEE-tritch
Matthew Judon	JOO-don	Isaiah Wynn	eye-ZAY-ah WIN



2021 TRANSACTIONS

UPDATED: JANUARY 17, 2022

JANUARY 2021

1/4/2021	Aguiayo, Roberto	Signed to a future contract
1/4/2021	Dolegala, Jake	Signed to a future contract
1/4/2021	Murray, Bill	Signed to a future contract
1/4/2021	Reynolds, Ross	Signed to a future contract
1/4/2021	Rohrwasser, Justin	Signed to a future contract
1/4/2021	Ross, D'Angelo	Signed to a future contract
1/4/2021	Smith, Devin	Signed to a future contract
1/4/2021	Thurman, Nick	Signed to a future contract
1/4/2021	Wilkerson, Kristian	Signed to a future contract
1/4/2021	Zuber, Isaiah	Signed to a future contract
1/6/2021	Pinckney, Michael	Signed to a future contract

MARCH 2021

3/18/2021	Brown, Trent	Acquired via Trade (Las Vegas)
3/18/2021	Cannon, Marcus	Traded to Houston
3/18/2021	Allen, Beau	Released
3/18/2021	Lee, Marqise	Released
3/18/2021	Izzo, Ryan	Traded to Houston
3/19/2021	Adams, Montravius	Signed
3/19/2021	Agholor, Nelson	Signed
3/19/2021	Anderson, Henry	Signed
3/19/2021	Bourne, Kendrick	Signed
3/19/2021	Henry, Hunter	Signed
3/19/2021	Judon, Matthew	Signed
3/19/2021	Karras, Ted	Signed
3/19/2021	McMillan, Raekwon	Signed
3/19/2021	Mills, Jalen	Signed
3/19/2021	Smith, Jonnu	Signed
3/19/2021	Van Noy, Kyle	Signed
3/19/2021	Davis, Cody	Re-signed
3/19/2021	Wise Jr., Deatrich	Re-signed
3/22/2021	Chung, Patrick	Placed on Reserve/Retired List
3/22/2021	Andrews, David	Re-signed
3/23/2021	Folk, Nick	Re-signed
3/23/2021	Godchaux, Davon	Signed
3/23/2021	Maluia, Cassh	Released
3/23/2021	Pinckney, Michael	Released
3/23/2021	Rohrwasser, Justin	Released
3/24/2021	Reynolds, LaRoy	Signed
3/25/2021	Johnson, Jakob	Re-signed
3/25/2021	White, James	Re-signed
3/30/2021	Guy, Lawrence	Re-signed

APRIL 2021

4/7/2021	Woodard, Dustin	Reinstated from Reserve/Retired
4/9/2021	Reynolds, Ross	Released
4/12/2021	Edelman, Julian	Retired
4/12/2021	Barnett, Michael	Released
4/16/2021	Jackson, J.C.	Re-signed
4/16/2021	Woodard, Dustin	Released
4/29/2021	Jones, Mac	Drafted
4/30/2021	Dolegala, Jake	Released
4/30/2021	Barmore, Christian	Drafted
4/30/2021	Perkins, Ronnie	Drafted

MAY 2021

5/1/2021	Stevenson, Rhamondre	Drafted
5/1/2021	McGrone, Cameron	Drafted
5/1/2021	Bledsoe, Joshua	Drafted
5/1/2021	Sherman, Will	Drafted
5/1/2021	Nixon, Tre	Drafted
5/6/2021	Nordin, Quinn	Signed
5/10/2021	Langi, Harvey	Signed
5/11/2021	Sherman, Will	Signed/Draft Choice
5/11/2021	Nixon, Tre	Signed/Draft Choice
5/14/2021	McGrone, Cameron	Signed/Draft Choice
5/17/2021	Ferentz, James	Signed
5/17/2021	Redmond, Alex	Signed
5/18/2021	Hoyer, Brian	Signed
5/18/2021	Bledsoe, Joshua	Signed/Draft Choice
5/18/2021	Toran, Najee	Released
5/19/2021	Stevenson, Rhamondre	Signed/Draft Choice
5/20/2021	Farnsworth, Wes	Signed
5/21/2021	Colbert, Adrian	Signed
5/21/2021	Gaffney, Tyler	Signed
5/27/2021	Fumagalli, Troy	Signed
5/27/2021	Reynolds, LaRoy	Released
5/27/2021	Vitale, Danny	Released

JUNE 2021

6/4/2021	Hall, Marvin	Signed
6/17/2021	Aguiayo, Roberto	Released
6/17/2021	Farnsworth, Wes	Released
6/17/2021	Prince, R.J.	Signed
6/21/2021	Ross, Devin	Signed

JULY 2021

7/6/2021	Jones, Mac	Signed/Draft Choice
7/20/2021	Perkins, Ronnie	Signed/Draft Choice
7/21/2021	Barmore, Christian	Signed/Draft Choice
7/23/2021	Wells, David	Signed
7/27/2021	Smith, Devin	Released
7/29/2021	Dolegala, Jake	Claimed off Waivers (GB)
7/30/2021	Hawkins, Jerald	Signed

AUGUST 2021

8/7/2021	Maluia, Cassh	Signed
8/7/2021	Keene, Dalton	Placed on Reserve/Injured
8/7/2021	McMillan, Raekwon	Placed on Reserve/Injured
8/9/2021	Dolegala, Jake	Released

AUGUST 2021

8/9/2021	Khouri, Brian	Signed
8/10/2021	Gant, Malik	Signed
8/10/2021	Gaffney, Tyler	Released
8/15/2021	Berry, Rashod	Released
8/15/2021	Hawkins, Jerald	Released
8/15/2021	Wells, David	Released
8/17/2021	Hall, Marvin	Placed on Reserve/Injured
8/18/2021	Fumagalli, Troy	Placed on Reserve/Injured
8/24/2021	Gant, Malik	Released
8/24/2021	Khouri, Brian	Released
8/24/2021	Maluia, Cassh	Released
8/24/2021	Prince, R.J.	Released
8/24/2021	Ross, Devin	Released
8/24/2021	Martin, Marcus	Released
8/24/2021	Warring, Kahale	Claimed off Waivers (Houston)
8/25/2021	Michel, Sony	Traded to LA Rams
8/25/2021	Hall, Marvin	Waived from Reserve/Injured
8/26/2021	Wade, Shaun	Acquired via Trade (Baltimore)
8/27/2021	Warring, Kahale	Released
8/31/2021	Adams, Montravius	Released
8/31/2021	Bower, Tashawn	Released
8/31/2021	Bryant, Myles	Released
8/31/2021	Colbert, Adrian	Released
8/31/2021	Cunningham, Corey	Released
8/31/2021	Ferentz, James	Released
8/31/2021	Folk, Nick	Released
8/31/2021	Hoyer, Brian	Released
8/31/2021	Jackson, Michael	Released
8/31/2021	LaCrosse, Matt	Released
8/31/2021	Murray, Bill	Released
8/31/2021	Newton, Cam	Released
8/31/2021	Nixon, Tre	Released
8/31/2021	Redmond, Alex	Released
8/31/2021	Ross, D'Angelo	Released
8/31/2021	Sherman, Will	Released
8/31/2021	Spence, Akeem	Released
8/31/2021	Thurman, Nick	Released
8/31/2021	Virgin, Dee	Released
8/31/2021	Wilkerson, Kristian	Released
8/31/2021	Zuber, Isaiah	Released
8/31/2021	Cowart, Byron	Placed on Reserve/PUP List
8/31/2021	Gilmore, Stephon	Placed on Reserve/PUP List
8/31/2021	Hall, Terez	Placed on Reserve/PUP List
8/31/2021	Stidham, Jarrett	Placed on Reserve/PUP List
8/31/2021	Jennings, Anfernee	Placed on Reserve/Injured
8/31/2021	Bledsoe, Joshua	Placed Reserve/NFI List
8/31/2021	McGrone, Cameron	Placed on Reserve/NFI List
8/31/2021	Durant, Yasir	Acquired via Trade (KC)

SEPTEMBER 2021

9/1/2021	Thurman, Nick	Placed on Reserve/Injured
9/1/2021	Bower, Tashawn	Signed to the practice squad
9/1/2021	Bryant, Myles	Signed to the practice squad
9/1/2021	Ferentz, James	Signed to the practice squad
9/1/2021	Folk, Nick	Signed to the practice squad
9/1/2021	Hoyer, Brian	Signed to the practice squad
9/1/2021	LaCrosse, Matt	Signed to the practice squad
9/1/2021	Murray, Bill	Signed to the practice squad
9/1/2021	Nixon, Tre	Signed to the practice squad
9/1/2021	Redmond, Alex	Signed to the practice squad
9/1/2021	Ross, D'Angelo	Signed to the practice squad
9/1/2021	Sherman, Will	Signed to the practice squad
9/1/2021	Wilkerson, Kristian	Signed to the practice squad
9/2/2021	Perry, Malcolm	Claimed off Waivers (Miami)
9/2/2021	Harry, N'Keal	Placed on Reserve/Injured
9/2/2021	Gilbert, Garrett	Signed to the practice squad
9/2/2021	Mason, Ben	Signed to the practice squad
9/2/2021	Tavai, Jahlan	Signed to the practice squad
9/3/2021	Thurman, Nick	Released from Reserve/Injured
9/5/2021	Ekale, Daniel	Signed to the practice squad
9/11/2021	Folk, Nick	Elevated to the active roster
9/11/2021	Hoyer, Brian	Elevated to the active roster
9/11/2021	Perry, Malcolm	Placed on Reserve/Injured
9/13/2021	Folk, Nick	Reverted back to the practice squad
9/13/2021	Hoyer, Brian	Reverted back to the practice squad
9/18/2021	Hoyer, Brian	Signed from the practice squad
9/18/2021	Nordin, Quinn	Placed on Reserve/Injured
9/18/2021	Folk, Nick	Elevated to the active roster
9/18/2021	Bower, Tashawn	Elevated to the active roster
9/19/2021	Bower, Tashawn	Reverted back to the practice squad
9/19/2021	Folk, Nick	Reverted back to the practice squad
9/21/2021	Folk, Nick	Signed from the practice squad
9/21/2021	Jackson, Drake	Signed to the practice squad
9/22/2021	Eldrenkamp, Jake	Signed to the practice squad
9/25/2021	Tavai, Jahlan	Elevated to the active roster
9/25/2021	Eldrenkamp, Jake	Released from the practice squad
9/27/2021	Tavai, Jahlan	Reverted back to the practice squad

OCTOBER 2021

10/1/2021	White, James	Placed on Reserve/Injured
10/2/2021	Harry, N'Keal	Activated to the 53-man roster
10/2/2021	Bryant, Myles	Elevated to the active roster
10/2/2021	Tavai, Jahlan	Elevated to the active roster
10/4/2021	Bryant, Myles	Reverted back to the practice squad
10/4/2021	Tavai, Jahlan	Reverted back to the practice squad
10/6/2021	Gilmore, Stephon	Traded to Carolina
10/6/2021	Collins Sr., Jamie	Signed
10/6/2021	Benton, Elijah	Signed to the practice squad
10/6/2021	Anderson, Henry	Placed on Reserve/Injured
10/9/2021	Brown, Trent	Placed on Reserve/Injured
10/9/2021	Bryant, Myles	Elevated to the active roster
10/9/2021	Ferentz, James	Elevated to the active roster



2021 TRANSACTIONS

OCTOBER 2021 (continued)

10/9/2021	Redmond, Alex	Elevated to the active roster
10/9/2021	Sherman, Alex	Elevated to the active roster
10/11/2021	Bryant, Myles	Reverted back to the practice squad
10/11/2021	Ferentz, James	Reverted back to the practice squad
10/11/2021	Redmond, Alex	Reverted back to the practice squad
10/11/2021	Sherman, Alex	Reverted back to the practice squad
10/13/2021	Tavai, Jahlani	Signed from the practice squad
10/13/2021	Davis, Sean	Signed to the practice squad
10/16/2021	Ferentz, James	Elevated to the active roster
10/18/2021	Ferentz, James	Reverted back to the practice squad
10/19/2021	Bryant, Myles	Signed from the practice squad
10/19/2021	Winovich, Chase	Placed on Reserve/Injured
10/19/2021	Patterson, Riley	Signed to the practice squad
10/23/2021	Jones, Jonathan	Placed on Reserve/Injured
10/23/2021	Ekual, Daniel	Elevated to the active roster
10/23/2021	Ferentz, James	Elevated to the active roster
10/24/2021	Ekual, Daniel	Reverted back to the practice squad
10/24/2021	Ferentz, James	Reverted back to the practice squad
10/26/2021	Langi, Harvey	Placed on Reserve/Injured
10/26/2021	Benton, Elijah	Released from the practice squad
10/27/2021	Ferentz, James	Signed from the practice squad
10/27/2021	Munson, Calvin	Signed from the Miami practice squad
10/27/2021	Bausby, DeVante	Signed to the practice squad
10/27/2021	Poole, Brian	Signed to the practice squad
10/30/2021	Ekual, Daniel	Elevated to the active roster

NOVEMBER 2021

11/2/2021	Ekual, Daniel	Reverted back to the practice squad
11/6/2021	Wilkerson, Kristian	Elevated to the active roster
11/8/2021	Wilkerson, Kristian	Reverted back to the practice squad
11/8/2021	Ferentz, James	Released
11/8/2021	Jackson, Drake	Released from the practice squad
11/8/2021	Mason, Ben	Released from the practice squad
11/9/2021	Stidham, Jarrett	Activated to the 53-man roster
11/9/2021	Poole, Brian	Released from the practice squad
11/10/2021	Ferentz, James	Signed to the practice squad
11/14/2021	Brown, Trent	Activated to the 53-man roster
11/14/2021	Collins Sr., Jamie	Placed on Reserve/Injured
11/14/2021	Bower, Tashawn	Elevated to the active roster
11/14/2021	LaCosse, Matt	Elevated to the active roster
11/15/2021	Bower, Tashawn	Reverted back to the practice squad
11/15/2021	LaCosse, Matt	Reverted back to the practice squad
11/17/2021	Winovich, Chase	Activated to the 53-man roster
11/17/2021	Uche, Josh	Placed on Reserve/Injured
11/17/2021	Perry, Malcolm	Released
11/23/2021	Waitman, Corliss	Signed to the practice squad
11/25/2021	Scott, Niles	Signed to the practice squad
11/30/2021	Keyes, BoPete	Signed to the practice squad
11/30/2021	Ozigbo, Devine	Signed to the practice squad
11/30/2021	Scott, Niles	Released from the practice squad

DECEMBER 2021

12/1/2021	Nordin, Quinn	Released
12/1/2021	Keyes, BoPete	Released from the practice squad
12/3/2021	Nordin, Quinn	Signed to the practice squad
12/6/2021	Collins Sr., Jamie	Activated to the 53-man roster
12/6/2021	Davis, Sean	Elevated to the active roster
12/6/2021	Ekual, Daniel	Elevated to the active roster
12/7/2021	Davis, Sean	Reverted back to the practice squad
12/7/2021	Ekual, Daniel	Reverted back to the practice squad
12/15/2021	Bledsoe, Joshua	Activated to the 53-man roster
12/15/2021	Munson, Calvin	Released
12/15/2021	Redmond, Alex	Placed on practice squad Reserve/Injured
12/16/2021	Perkins, Ronnie	Placed on Reserve/Injured
12/18/2021	Ekual, Daniel	Elevated to the active roster
12/18/2021	Ferentz, James	Elevated to the active roster
12/18/2021	Ozigbo, Devin	Elevated to the active roster
12/20/2021	Ekual, Daniel	Reverted back to the practice squad
12/20/2021	Ferentz, James	Reverted back to the practice squad
12/20/2021	Ozigbo, Devin	Reverted back to the practice squad
12/25/2021	Uche, Josh	Activated to the 53-man roster
12/25/2021	Ekual, Daniel	Elevated to the active roster
12/25/2021	Ross, D'Angelo	Elevated to the active roster
12/25/2021	Wilkerson, Kristian	Elevated to the active roster
12/27/2021	Ekual, Daniel	Reverted back to the practice squad
12/27/2021	Ross, D'Angelo	Reverted back to the practice squad
12/27/2021	Wilkerson, Kristian	Reverted back to the practice squad
12/30/2021	Bledsoe, Joshua	Placed on Reserve/Injured

JANUARY 2022

1/1/2022	Ekual, Daniel	Elevated to the active roster
1/1/2022	Ross, D'Angelo	Elevated to the active roster
1/1/2022	Wilkerson, Kristian	Elevated to the active roster
1/3/2022	Ekual, Daniel	Reverted back to the practice squad
1/3/2022	Ross, D'Angelo	Reverted back to the practice squad
1/3/2022	Wilkerson, Kristian	Reverted back to the practice squad
1/6/2022	Reynolds, LaRaoy	Signed to the practice squad
1/8/2022	Davis, Sean	Elevated to the active roster
1/8/2022	Ekual, Daniel	Elevated to the active roster
1/8/2022	Ross, D'Angelo	Elevated to the active roster
1/10/2022	Davis, Sean	Reverted back to the practice squad
1/10/2022	Ekual, Daniel	Reverted back to the practice squad
1/10/2022	Ross, D'Angelo	Reverted back to the practice squad
1/10/2022	Daniel, DJ	Signed to the practice squad
1/10/2022	Smith, Jaylen	Signed to the practice squad
1/12/2022	LeBlanc, CreVon	Signed to the practice squad
1/14/2022	Bausby, DeVante	Elevated to the active roster
1/14/2022	Ekual, Daniel	Elevated to the active roster
1/14/2022	Ross, D'Angelo	Elevated to the active roster
1/14/2022	Wilkerson, Kristian	Elevated to the active roster
1/17/2022	Bausby, DeVante	Reverted back to the practice squad
1/17/2022	Ekual, Daniel	Reverted back to the practice squad

January, 2022 (Continued)

1/17/2022	Ross, D'Angelo	Reverted back to the practice squad
1/17/2022	Wilkerson, Kristian	Reverted back to the practice squad



INDIVIDUAL AND TEAM NOTES



ROBERT KRAFT

CHAIRMAN & CEO

6 10

SUPER BOWL
WINS

CONFERENCE
TITLES

THE MOST BY ANY SINGLE OWNER IN
PRO FOOTBALL HISTORY

**FASTEST OWNER IN NFL
HISTORY TO REACH**

300 WINS

23-YEAR

SEASON TICKET HOLDER
BEFORE BUYING THE TEAM IN 1994



Under Kraft's leadership since he purchased the team in 1994, the Patriots have experienced one of the most dramatic turnarounds in the history of sports.

Kraft has led the two most dominant decades in NFL history in terms of overall wins – 141 (2010-19) and 126 (2000-09).

Kraft is the most successful owner since he purchased the team in 1994 in terms of wins (341), division titles (19), winning percentage (.685), playoff wins (33) and playoff seasons (22).



Since Robert Kraft purchased the team in 1994, the Patriots have experienced one of the most dramatic turnarounds in the history of sports. In his 28 seasons of ownership, he has transformed one of the league's least successful clubs into what many observers view as a model NFL franchise. In the five seasons immediately preceding his purchase (1989-93), the Patriots were a moribund team, winning just 19 of 80 games (.238 pct.), the worst record in the NFL over that span. When he bought the franchise on Jan. 21, 1994, Kraft announced his intention to bring a championship to New England, a tall order considering the team's previous success rate. But under Kraft's leadership, the Patriots have won more division titles (19), conference crowns (10) and Super Bowl championships (6) than any other NFL team. Additionally, the Patriots have achieved the most winning seasons (24) and are tied with Pittsburgh for the fewest losing seasons (3) since Kraft assumed ownership beginning in 1994. Super Bowl LIII was the 10th Super Bowl appearance since Kraft purchased the team, a period during which no other team has appeared in more than four Super Bowls. In Kraft's 28 seasons, the Patriots have qualified for the playoffs 22 times, more than doubling the franchise's accomplishments during its first 34 seasons, and finished with a winning record 24 times.



SINCE ROBERT KRAFT PURCHASED THE TEAM IN 1994

TOTAL VICTORIES SINCE 1994 (REGULAR SEASON)

New England Patriots.....	308
Green Bay Packers	288
Pittsburgh Steelers.....	283

TOTAL VICTORIES SINCE 1994 (INCL. POSTSEASON)

New England Patriots.....	341
Green Bay Packers	310
Pittsburgh Steelers.....	303
Indianapolis Colts.....	277

MOST HOME VICTORIES SINCE 1994 (INCL. POSTSEASON)

New England Patriots.....	193
Green Bay Packers	184
Pittsburgh Steelers.....	173
Denver Broncos	157

WINNING PERCENTAGE SINCE 1994 (INCL. POSTSEASON)

TEAM	W	L	T	Pct.
New England Patriots	341	157	0	.685
Green Bay Packers	310	178	2	.635
Pittsburgh Steelers	303	179	3	.628
Indianapolis Colts	277	204	0	.576

PLAYOFF WINNING PERCENTAGE SINCE 1994

TEAM	W	L	T	Pct.
New England Patriots	33	16	0	.673
Los Angeles Rams	13	7	0	.650
Denver Broncos	14	9	0	.609
Baltimore Ravens	16	11	0	.593
San Francisco 49ers	16	11	0	.593

SUPER BOWL CHAMPIONSHIPS SINCE 1994

New England Patriots.....	6
Denver Broncos.....	3
Baltimore Ravens	2
Green Bay Packers	2
Los Angeles Rams.....	2
Pittsburgh Steelers.....	2
N.Y. Giants	2
Tampa Bay Buccaneers	2

CONFERENCE CHAMPIONSHIPS SINCE 1994

New England Patriots.....	10
Pittsburgh Steelers.....	4
Denver Broncos.....	4
Los Angeles Rams.....	4
Green Bay Packers	3
N.Y. Giants	3
San Francisco 49ers.....	3
Seattle Seahawks.....	3

DIVISION CHAMPIONSHIPS SINCE 1994

New England Patriots.....	19
Green Bay Packers	15
Pittsburgh Steelers.....	14
Indianapolis Colts.....	10

PLAYOFF VICTORIES SINCE 1994

New England Patriots.....	33
Green Bay Packers	22
Pittsburgh Steelers.....	20
Baltimore/San Francisco.....	16

PLAYOFF VICTORIES ALL TIME

Rooney Family, Pittsburgh (1933-present)	36
Green Bay Packers (1919-present).....	36
Robert Kraft, New England Patriots (1994-present).....	33

PLAYOFF GAMES PLAYED SINCE 1994

New England Patriots.....	49
Green Bay Packers	41
Pittsburgh Steelers.....	36

PLAYOFF SEASONS SINCE 1994

New England Patriots.....	22
Green Bay Packers	21
Indianapolis Colts.....	18
Pittsburgh Steelers.....	18

DYNASTY VS. DYNASTY

Of all the great teams throughout the Super Bowl era, the New England Patriots and the San Francisco 49ers have set a standard of extended excellence above all of the others.

49ERS (1981-98)

PATRIOTS (2001-2019)

5	Super Bowl Appearances	9
5	Super Bowl Titles.....	6
10 in 18 years	Conference Title Games	13 in 19 years
22-11 (.667)	Playoff Record	30-11 (.732)
13	Division Titles	17
16	Playoff Seasons	17
207-72-1 (.741)	Regular Season Record	232-72 (.763)
108	Pro Bowl Selections	94
21 in 18 years	Home Playoff Games	24 in 19 years
13 in 18 years	First-Round Byes	13 in 19 years
4 in 18 years	Playoff One-and-Dones	3 in 19 years
122 (1990-99).....	Most Wins in a Decade.....	141 (2010-19)

	Pre-Kraft 1960-93	Pre-Kraft 1989-93	Kraft Era 1994-21
Overall Record	225-276-9	19-61	341-157
Winning Pct.	.450	.238	.685
Super Bowl Titles	0	0	6
Conference Titles	1	0	10
Division Titles	3	0	19
Playoff Seasons	6	0	22
Playoff Record	4-6	--	33-16
Home Playoff Games	1	0	27
Home Playoff Record	0-1	--	23-4

WHAT TO KNOW

Robert Kraft has 33 career postseason wins as an owner, third most in NFL history behind the Rooney Family in Pittsburgh (36) and the Green Bay Packers (36). Kraft needs three postseason wins to match the Rooney family and the Green Bay Packers for the most postseason wins in NFL history.





ROBERT KRAFT

CHAIRMAN & CEO

TEN CONFERENCE TITLES

The 2018 AFC Championship marked the 10th conference championship for Robert Kraft as Patriots owner. His 10 conference crowns are more than any other owner in the Super Bowl Era (since 1966).

MOST CONFERENCE CHAMPIONSHIPS BY AN OWNER IN SUPER BOWL ERA

Owner	TEAM	#	SEASONS	SUPER BOWL APPEARANCES
Robert Kraft	New England	10	1996, 2001, 2003, 2004, 2007 2011, 2014, 2016, 2017, 2018	XXXI, XXXVI, XXXVIII, XXXIX, XLII, XLVI, XLIX, LI, LII, LIII
Pat Bowlen	Denver	7	1986, 1987, 1989, 1997, 1998, 2013, 2015	XXI, XXII, XXIV, XXXII, XXXIII, XLVIII, 50
Jack Kent Cooke	Washington	5	1972, 1982, 1983, 1987, 1991	VII, XVII, XVIII, XXII, XXVI
Al Davis	Oakland/L.A. Raiders	5	1967, 1976, 1980, 1983, 2002	II, XI, XV, XVIII, XXXVII
Eddie DeBartolo	San Francisco	5	1981, 1984, 1988, 1989, 1994	XVI, XIX, XXIII, XXIV, XXIX
Clint Murchison	Dallas	5	1970, 1971, 1975, 1977, 1978	V, VI, X, XII, XIII
Packers Stockholders	Green Bay	5	1966, 1967, 1996, 1997, 2010	I, II, XXXI, XXXII, XLV
Joe Robbie	Miami	5	1971, 1972, 1973, 1982, 1984	VI, VII, VIII, XVII, XIX

A WINNING TRADITION I

Robert Kraft won his 300th game overall as owner of the New England Patriots against Miami on Sept. 30, 2018. Kraft reached the milestone in his 25th NFL season and in his 432nd game, the fastest an owner has reached the milestone. Al Davis of the Raiders accomplished the feat in 495 games (31 seasons) while Pat Bowlen of Denver reached 300 career wins in 501 games (30 seasons).

A WINNING TRADITION II

Kraft's winning percentage with the Patriots (.685) since taking over the team in 1994 is the highest among all owners/ownership groups with at least 200 wins (regular and postseason) with one team. He is one of just four owners with at least 200 wins and a winning percentage over .600.

Owner	Team	Years	Winning Pct.
Robert Kraft	Patriots	1994-present	.685
Eddie DeBartolo, Jr.	49ers	1977-1999	.636
Clint Murchison, Jr.	Cowboys	1960-1983	.634
Joe Robbie	Dolphins	1966-1989	.609
Pat Bowlen	Broncos	1984-2018	.596

ALL-TIME POSTSEASON WINS

Robert Kraft has 33 career postseason wins, which are the third-most in NFL history.

OWNERSHIP	YEARS	WINS
The Rooney Family, Pittsburgh (1933-present)	89	36
Green Bay Packers (1919-present)	103	36
Robert Kraft, New England (1994-present)	28	33
The Mara Family, N.Y. Giants (1925-present)	97	24
Eddie DeBartolo, Jr., San Francisco (1977-1999)	23	22
Al Davis, Oakland/Los Angeles (1972-2011)	40	21
Pat Bowlen, Denver (1984-2018)	35	21

KRAFT PASSES OTHER OWNERS

The Patriots have 341 wins overall under Robert Kraft. He has produced more victories than every other Patriots owner combined. Under Kraft, the Patriots are 341-157 overall since he purchased the team in 1994. Kraft's predecessors in the owner's office went 225-276-9 in the 34 years prior to his purchase of the team.

CONTINUITY BREEDS SUCCESS

New England is the first team in NFL history to win six Super Bowls with the same owner (Robert Kraft), head coach (Bill Belichick) and quarterback (Tom Brady).

PATRIOTS IN THE PLAYOFFS

The Patriots have qualified for the playoffs 28 times in their 62-year history. Twenty-two of those playoff berths have come in the 28 seasons since Robert Kraft purchased the team in 1994, a dramatic contrast to the six total playoff berths the team earned in its first 34 years of existence. The Patriots have won 22 division crowns.

PATRIOTS PLAYOFF SEASONS (28)

Year	How Qualified	Seed	Rec.	Result
2021	Wild Card	6	0-1	Wild Card Round
2019	Division Champions	3	0-1	Wild Card Round
2018	Division Champions	2	3-0	Super Bowl Champions
2017	Division Champions	1	2-1	AFC Champions
2016	Division Champions	1	3-0	Super Bowl Champions
2015	Division Champions	2	1-1	AFC Championship Game
2014	Division Champions	1	3-0	Super Bowl Champions
2013	Division Champions	2	1-1	AFC Championship Game
2012	Division Champions	2	1-1	AFC Championship Game
2011	Division Champions	1	2-1	AFC Champions
2010	Division Champions	1	0-1	AFC Divisional Round
2009	Division Champions	3	0-1	Wild Card Round
2007	Division Champions	1	2-1	AFC Champions
2006	Division Champions	4	2-1	AFC Championship Game
2005	Division Champions	4	1-1	AFC Divisional Round
2004	Division Champions	2	3-0	Super Bowl Champions
2003	Division Champions	1	3-0	Super Bowl Champions
2001	Division Champions	2	3-0	Super Bowl Champions
1998	Wild Card	6	0-1	Wild Card Round
1997	Division Champions	3	1-1	AFC Divisional Round
1996	Division Champions	2	2-1	AFC Champions
1994	Wild Card	5	0-1	Wild Card Round
1986	Division Champions	3	0-1	AFC Divisional Round
1985	Wild Card	5	3-1	AFC Champions
1982*	16-Team Format	7	0-1	First Round
1978	Division Champions	2	0-1	AFC Divisional Round
1976	Wild Card	4	0-1	AFC Divisional Round
1963	Division Champions	--	1-1	AFL Championship Game

*Strike Year | Bold indicates Kraft era

37-22 Record

A MODEL OF CONSISTENCY

Since Kraft took ownership of the team in 1994, the Patriots have had just three head coaches - Bill Parcells (1994-96), Pete Carroll (1997-99) and current head coach Bill Belichick (2000-present). The only team with fewer head coaches since 1994 is the Pittsburgh Steelers, who have had two: Bill Cowher (1992-2006) and Mike Tomlin (2007-present).

FEWEST HEAD COACHES SINCE 1994

AFC EAST HEAD COACHES SINCE 1994

Pittsburgh.....	2	New England.....	3
New England.....	3	N.Y. Jets.....	10
Baltimore Ravens*.....	3	Buffalo.....	10
NFL average.....	7.4	Miami.....	12

*Since 1996



PATRIOTS TEAM & INDIVIDUAL RANKINGS

TEAM

CATEGORY	STAT	LEAGUE/YEAR	RANK
Point Differential	+159	NFL in 2021	3rd
Turnover Differential	+7	NFL in 2021	T-8th

TEAM OFFENSE

CATEGORY	STAT	LEAGUE/YEAR	RANK
Completion Percentage	68.0	NFL in 2021	5th
Completion Percentage	68.0	Team History	2nd
Fourth Down Percentage	64.7	NFL in 2021	T-3rd
Points	462	NFL in 2021	6th
Points per Game	27.2	NFL in 2021	6th
Rushing First Downs	139	NFL in 2021	4th
Rushing Yards	2,151	NFL in 2021	8th
Rushing Touchdowns	24	NFL in 2021	2nd
Sacks Allowed	28	NFL in 2021	T-3rd

TEAM DEFENSE

CATEGORY	STAT	LEAGUE/YEAR	RANK
Completion % Allowed	59.3	NFL in 2021	2nd
First Downs Allowed	308	NFL in 2021	3rd
Interceptions	23	NFL in 2021	2nd
Passer Rating	73.3	NFL in 2021	2nd
Passing Touchdowns Allowed	21	NFL in 2021	4th
Passing Yards Allowed	3,181	NFL in 2021	2nd
Points Allowed	303	NFL in 2021	2nd
Points per Game	17.8	NFL in 2021	2nd
Rushing TDs Allowed	9	NFL in 2021	T-1st
Takeaways	30	NFL in 2021	T-3rd
Total Yards Allowed	5,284	NFL in 2021	4th
Touchdowns Allowed	35	NFL in 2021	T-2nd
Yards Per Game	310.8	NFL in 2021	4th

SPECIAL TEAMS

CATEGORY	STAT	LEAGUE/YEAR	RANK
FG Made	36	NFL in 2021	T-2nd
FG Made	36	Team History	4th
FG Percentage	92.0	NFL in 2021	5th

BRANDON BOLDEN

CATEGORY	STAT	LEAGUE/YEAR	RANK
Broken Tackles on Receptions	9	NFL in 2021	T-4th
Catch Percentage	83.7	NFL in 2021	8th
Yards After Catch Average	10.0	NFL in 2021	T-3rd

KENDRICK BOURNE

CATEGORY	STAT	LEAGUE/YEAR	RANK
Catch Percentage	78.6	Wide Receivers in 2021	3rd
Passer Rating when Targeted	132.1	NFL in 2021	5th

NICK FOLK

CATEGORY	STAT	LEAGUE/YEAR	RANK
FG Made	36	NFL in 2021	T-2nd
FG Made	36	Team History	4th
FG Percentage	92.0	NFL in 2021	5th
Total Points	150	NFL in 2021	T-1st

DAMIEN HARRIS

CATEGORY	STAT	LEAGUE/YEAR	RANK
Rushing Touchdowns	15	NFL in 2021	T-2nd
Rushing Yards	929	NFL in 2021	10th
Scrimmage Touchdowns	15	NFL in 2021	4th
Yards After Contact	441	NFL in 2021	8th

HUNTER HENRY

CATEGORY	STAT	LEAGUE/YEAR	RANK
Receiving Touchdowns	9	Tight Ends in 2021	T-1st
Receiving Touchdowns	9	NFL in 2021	7th
Red Zone Targets	17	Tight Ends in 2021	3rd

J.C. JACKSON

CATEGORY	STAT	LEAGUE/YEAR	RANK
Completion Percentage Allowed	49.0	NFL in 2021	5th
Interceptions	8	NFL in 2021	2nd
Interceptions	8	Team History	T-5th
Pass Defensed	23	NFL in 2021	1st
Total Takeaways	9	NFL in 2021	2nd

MAC JONES

CATEGORY	STAT	LEAGUE/YEAR	RANK
Completion Percentage	67.6	Quarterbacks in 2021	8th
Completion Percentage	67.6	Rookie Quarterbacks All Time	2nd
Completion Percentage	67.6	Team History	2nd
Passing Touchdowns	22	Rookie Quarterbacks in 2021	1st
Passing Touchdowns	22	Team Rookie History	1st
Passing Yards	3,801	Rookie Quarterbacks in 2021	1st
Passing Yards	3,801	Team Rookie History	1st
Wins	10	Team Rookie History	1st

MATT JUDON

CATEGORY	STAT	LEAGUE/YEAR	RANK
Sacks	12.5	NFL in 2021	T-7th
Sacks	12.5	Team History	T-3rd
Tackles For Loss	13	NFL in 2021	T-10th
Quarterback Hits	25	NFL in 2021	6th
Quarterback Hurries	18	NFL in 2021	T-4th
Quarterback Pressures	42	NFL in 2021	7th

DEVIN MCCOURTY

CATEGORY	STAT	LEAGUE/YEAR	RANK
Completion Percentage Allowed	32	NFL in 2021	1st
Passer Rating Allowed	14	NFL in 2021	1st

GUNNER OLSZEWSKI

CATEGORY	STAT	LEAGUE/YEAR	RANK
Punt Return Average	11.9	NFL in 2021	T-2nd
Punt Return Yards	309	NFL in 2021	T-3rd

RHAMONDRE STEVENSON

CATEGORY	STAT	LEAGUE/YEAR	RANK
Rushing Touchdowns	5	Rookie Running Backs in 2021	T-2nd
Rushing Yards	606	Rookie Running Backs in 2021	6th
Rushing Yards Per Game	50.5	Rookie Running Backs in 2021	4th



PATRIOTS POINTS OF INTEREST IN 2021

PATRIOTS

- The New England Patriots are tied with the Pittsburgh Steelers for the most Super Bowl wins in the NFL with six.
- The Patriots have played in 11 Super Bowls, the most by any team in NFL history. Dallas, Denver and Pittsburgh have played in eight.
- The Patriots are third in NFL history with 15 Conference Championship Game appearances, one behind the 16 by Pittsburgh and San Francisco.
- The New England Patriots have 37 postseason victories, the most in NFL history. Pittsburgh and Green Bay are second with 36 playoff wins all-time.
- The New England Patriots earned seven No. 1 seeds, behind Denver (8) and San Francisco (9) since playoff seeding began in 1975.
- The Patriots earned a first-round playoff bye an NFL-best 14 times since 1990. Pittsburgh and San Francisco are second with nine byes since 1990. New England is the only team in NFL history with nine straight first-round byes (2010-18).
- The Patriots have played in 59 postseason games, fourth-most in NFL history behind Dallas (64), Pittsburgh (63) and Green Bay (61).
- The Patriots are second with 13 seasons of 12 wins since 1970, behind San Francisco's 14 seasons with 12 victories
- New England has won 13 games in a single season seven times in franchise history. Only San Francisco has more 13-win seasons with 10.
- The New England Patriots have won 14 or more games in a season five times, most in NFL history. San Francisco is second with four 14-win seasons.
- New England has 28 undefeated months since 2000, most in the NFL over that span. Green Bay is second with 20 undefeated months during that time.
- The Patriots have 35 winning seasons since 1970, second all-time behind Pittsburgh's 38



- The Patriots have 566 total victories, the fourth-most wins since 1960, behind the 577 wins by Pittsburgh, the 573 wins by Dallas and the 567 wins by Green Bay.
- New England (1,008) played their 1,000th game in franchise history (regular season and playoffs combined) against Cleveland on Nov. 14, 2021 and became the first original AFL team to play in 1,000 games.
- With rookie free agent K Quinn Nordin making the initial 53-man roster in 2021, the Patriots have now had a rookie free agent make the opening day roster for the 18th straight season, the third-longest streak in the NFL. The L.A. Chargers have had a rookie free agent make their opening day roster for 25 straight seasons and Indianapolis has had a rookie free agent make their opening day roster for 23 straight seasons.
- The Patriots have finished in the top 10 for fewest points allowed in each of the last 10 seasons (2012-2021) to tie Tampa Bay, who became the last team to reach 10 straight seasons (1996-2005) for the fewest points allowed. The 2021 Patriots finished second in the NFL with 17.8 points allowed per game. Buffalo finished first with 17.0 points allowed per game.



6X SUPER BOWL CHAMPIONS

2001

2002

2004

2014

2016

2018



PATRIOTS PRO BOWL SELECTIONS

FOUR PATRIOTS SELECTED TO NFL PRO BOWL



J.C. JACKSON
1ST PRO BOWL SELECTION
1ST ALL-PRO SELECTION
PFWA-ALL AFC TEAM


New England Patriots cornerback J.C. Jackson, quarterback Mac Jones, linebacker Matthew Judon and special teams captain Matthew Slater have been selected to represent the New England Patriots in the 2022 NFL Pro Bowl. The 2022 Pro Bowl was played on Sunday, Feb. 6 at Allegiant Stadium in Las Vegas.

Jackson earned his first Pro Bowl berth. His eight interceptions in 2021 were the second-most in the NFL, behind Dallas' Trevon Diggs (11). Jackson has the most interceptions since entering the NFL in 2018 as a rookie free agent out of Maryland with 25 picks. Those 25 interceptions in his first four NFL seasons are tied with Lester Hayes (25) and Everson Walls (25) for the most by a player in his first four seasons since 1970. Jackson was also named AP All-Pro Second Team honors for his play in 2021.



MAC JONES
1ST PRO BOWL SELECTION
PFWA-ALL ROOKIE TEAM

Jones was named to the 2022 Pro Bowl and joins Devin McCourty (2010), Curtis Martin (1995), John Stephens (1988) and Mike Haynes (1976) as the only New England rookie to earn a Pro Bowl selection. Jones led all rookie in 2021 with 3,801 yards passing, the fifth-highest total by a rookie quarterback. He also became the 12th rookie to lead his team to a winning record since 1970. Jones was also named the PFWA All-Rookie Team.



MATTHEW JUDON
3RD PRO BOWL SELECTION
PFWA-ALL AFC TEAM

Judon earned his third straight Pro Bowl berth and first with the Patriots. He had a career-high 12 ½ sacks this season and is tied with Chandler Jones and Mike Vrabel for the most sacks in a season under Bill Belichick. Judon signed with the Patriots last offseason as an unrestricted free agent from Baltimore. He originally entered the NFL as a fifth-round draft pick by the Ravens out of Grand Valley State in the 2016 NFL Draft.



MATTHEW SLATER
10TH PRO BOWL SELECTION
5TH ALL-PRO SELECTION
PFWA-ALL AFC TEAM

Slater was named to his 10th career Pro Bowl as a special teams player, extending his record for most special teams Pro Bowl honors in NFL history. Steve Tasker is second with seven. Slater moved out of a tie with John Hannah (9) for sole possession for the second-most Pro Bowl selections in franchise history, behind the 14 by Tom Brady. The former fifth-round draft pick out of UCLA earned a roster position with the Patriots as a rookie in 2008 with his contributions on special teams. Entering the 2011 season, teammates elected him as their special teams captain. That year, he was also selected to his first Pro Bowl. Since then, he has earned special teams captain honors to start each season. In addition, he has been voted to the Pro Bowl every year since 2011, except 2018.

Slater also earned AP All-Pro Second Team honors as a special teamer for the second straight season and for the third time in his career. He also garnered First Team accolades in 2016 and 2019, making 2021 his fifth career appearance as an All-Pro. Slater also was named the 2021 Art Rooney Sportsmanship Award winner.

In addition, Bill Belichick was named the PFWA Executive of the Year and rookie DL Christian Barmore was named to the PFWA All-Rookie Team.

2021 TEAM NOTES

2021 TEAM CAPTAINS



2021 TEAM CAPTAINS WERE ELECTED BY TEAMMATES

OFFENSE

- C David Andrews and RB James White

DEFENSE

- LB Dont'a Hightower and DB Devin McCourty

SPECIAL TEAMS

- WR Matthew Slater

McCourty and Slater were chosen as captains for the 11th consecutive season. Andrews is a captain for the fifth straight year, and Hightower and White was elected for the fourth time.

DIFFERENT POSITIONS

7 BEGAN CAREERS PLAYING A DIFFERENT SPOTS

JAKOB JOHNSON – Moved from a college linebacker and tight end at Tennessee to an NFL fullback.

BRANDON KING – Moved from safety and defensive end at Auburn to a linebacker in the NFL.

JAKOBI MEYERS – Moved from a quarterback during his first year at North Carolina State to a wide receiver.

GUNNER OLSZEWSKI – Moved from a defensive back at Bemidji State to an NFL wide receiver and kick/punt returner.

MIKE ONWENU – Onwenu began his collegiate career at Michigan as a defensive lineman before switching to offensive line following his freshman season.

HARVEY LANGI – Began college career at Utah as a running back before moving to a linebacker and defensive end at BYU.

RONNIE PERKINS – Perkins moved from a defensive lineman at Oklahoma to an NFL linebacker.

GONE AND BACK

26 players have had at least two stints with New England since 2000 (on the active roster with the Patriots for at least one game in each stint; on the active roster with another team for at least one game in between). That is tied with Seattle for the most in that category. In 2021, the Patriots had five such players returning for a second stint: Trent Brown, Jamie Collins (3 stints), Ted Karras, Harvey Langi and Kyle Van Noy. In addition, Brandon Bolden and Brian Hoyer (3 stints) are two other players on the active roster that have had at least two stints with the team.

PLAYERS WITH MULTIPLE STINTS IN NEW ENGLAND

Player	Years
Tully Banta-Cain.....	2003-06, 2009-10
Caleb Benenoch.....	2019, 2020
Martellus Bennett.....	2016, 2017
LeGarrett Blount.....	2013, 2014-16
Brandon Bolden.....	2012-17, 2019-21
Deion Branch.....	2002-05, 2010-12
Chad Brown.....	2005, 2007
Trent Brown.....	2018, 2021
Andre Carter.....	2011, 2013
Patrick Chung.....	2009-12, 2014-19
Thomas Clayton.....	2010, 2010
Michael Cloud.....	2003, 2005
Jamie Collins.....	2013-16, 2019, 2021
Jonathan Freeny.....	2015-16, 2017
Brian Hoyer.....	2009-11, 2017-18, 2020-21
Ted Karras.....	2016-19, 2021
Harvey Langi.....	2017, 2021
Steve Maneri.....	2010, 2014
Jordan Richards.....	2015-17, 2019
Mike Rivera.....	2012, 2012
Guss Scott.....	2005, 2006
Donté Stallworth.....	2007, 2012
Maugaula Tuitele.....	2000-01, 2002
Kyle Van Noy.....	2016-19, 2021
Ken Walter.....	2001-03, 2006
Ben Watson.....	2004-09, 2019

COLLEGE TEAMMATES REUNITING

The Patriots drafted two players from Alabama (QB Mac Jones and DL Christian Barmore) with their first two picks and drafted two players from Oklahoma with their next two picks (LB Ronnie Perkins and RB Rhamondre Stevenson) in the 2021 NFL Draft. Since 1970, the only other team to have two picks from one school followed by their next two picks from one school was the 1992 Los Angeles Rams who drafted DE Sean Gilbert (Pittsburgh) in the first round followed by DB Steve Israel (Pittsburgh) in the second round and then used two third-round picks for DL Marc Boutte (LSU) and WR Todd Kinchen (LSU).





PATRIOTS TEAM NOTES

PATRIOTS CLAIM 12 STRAIGHT WINS OVER THE JETS

The Patriots secured a 54-13 victory over the Jets in Week 7 of the 2021 regular season to mark their 12th straight win over the New York Jets.

PATRIOTS LONGEST WINNING STREAKS

Win Streak	Opponent	Date Begun	Date Ended
15	Buffalo Bills	12/27/03	12/26/10
12	New York Jets	11/27/16	current
11	Buffalo Bills	01/02/83	12/20/87
10	San Diego Chargers	12/02/73	10/14/01

LONGEST CURRENT NFL WINNING STREAKS

Team	Opponent	Win Streak
Kansas City Chiefs	Denver Broncos	13
New England Patriots	New York Jets	12
Philadelphia Eagles	New York Jets	12

LONGEST NFL WINNING STREAKS

Team	Opponent	Win Streak (Dates)
Miami Dolphins	Buffalo Bills	20 (1970-79)
San Francisco 49ers	St. Louis Rams	17 (1990-98)
Washington	Detroit Lions	16 (1968-97)
New England Patriots	Buffalo Bills	15 (2003-10)
San Francisco 49ers	Arizona Cardinals	15 (1990-98)

PATRIOTS DEFENSE PRODUCES FOUR INTERCEPTIONS; END FIRST TWO JETS DRIVES WITH INTERCEPTIONS

The Patriots had four interceptions against the Jets (9/19/21), the most picks in a single game since they had four at Cincinnati on Dec. 15, 2019. The Patriots ended the first two Jets drives with interceptions from CB J.C. Jackson and DB Adrian Phillips, leading to 10 points. Jackson added a second interception in the second quarter, and Devin McCourty had a pick in the third quarter. The Patriots had their second game in 2021 with four picks in the 25-0 shutout win at Atlanta on Nov. 18.

PATRIOTS SCORE 50

The Patriots finished with 54 points against the New York Jets on Oct. 24, 2021 and 50 points against Jacksonville on Jan. 2. The Patriots have scored 50 points 10 times under Bill Belichick. The 54 points are the 7th most points scored in team history. It is the third time in team history that the Patriots have had a season with two games scoring at least 50 points. They also scored 50 points in two games in 2007 and 2012.

PATRIOTS SCORE 50 AGAINST THE JETS FOR THE THIRD TIME IN TEAM HISTORY

The 50-point output marks the third 50-point game the Patriots have produced against the Jets. The Patriots scored a 56-3 win vs. the Jets on Sept. 9, 1979 and a 55-21 victory vs. the Jets on Oct. 29, 1978.

PATRIOTS EXPLODE FOR 31 POINTS IN THE FIRST HALF

The Patriots scored 31 points in the first half against the Jets (10/24). It is the 12th time in team history that they have had a 30-point first half, the 10th time under Bill Belichick and the first since a 30-13 halftime lead in a 36-20 win at New Orleans on Sept. 17, 2017.

PATRIOTS TIE TEAM RECORD WITH FOUR RUSHING TDS

The Patriots tied a team record with four rushing touchdowns in the wins vs. N.Y. Jets (10/24) and vs. Jacksonville (01/02). The Patriots have had four rushing touchdowns in a game 11 times overall. They have accomplished the mark four times against the Jets – Sept. 8, 1963, Oct. 18, 1976, Oct. 29, 1978 and Oct. 24, 2021.

PATRIOTS OFFENSE PRODUCES 32 FIRST DOWNS

The Patriots offense produced 32 first downs in the win against the New York Jets (10/24) and in the win vs. Jacksonville (01/02), the 13th time in team history that they have had at least 32 first downs. It is the most since tying a team record with 35 first downs in the win vs. Jacksonville on Sept. 27, 2015.

PATRIOTS OFFENSE GAINS 551 TOTAL YARDS

The Patriots offense generated 551 total yards against the New York Jets (10/24), the 7th highest total in team history and the most since 555 total yards at New Orleans on Sept. 17, 2017.

MOST TOTAL NET YARDS/GAME

622	at Miami, Sept. 12, 2011
619	vs. Tennessee, Oct. 18, 2009
610	vs. Pittsburgh, Nov. 3, 2013
597	vs. N.Y. Jets, Sept. 9, 1979
580	at Buffalo, Sept. 30, 2012
555	at New Orleans, Sept. 17, 2017
551	vs. N.Y. Jets, Oct. 24, 2021

RECEIVERS HAVE COMPLETED THREE PASSES IN 2021

Kendrick Bourne's 25-yard touchdown pass to Nelson Agholor against the Jets on Oct. 24 was the third pass completion by a Patriots wide receiver in 2021. Jakobi Meyers completed two passes vs. Tampa Bay on Oct. 3. The 2020 Patriots had four completions by wide receivers. The most passes completed by a New England team by non-quarterbacks was seven in 1981.

PATRIOTS 2ND IN THE NFL WITH 23 INTERCEPTIONS

The Patriots finished second to Dallas (26) in 2021 with 23 interceptions in 2021. In 2020, the Patriots tied for the NFL lead with Miami, New Orleans and Pittsburgh with 18 interceptions. The 2019 New England team led the NFL with 25 interceptions. Two teams have led the NFL in interceptions in three or more straight seasons: Kansas City (5 straight – 1966-70) and the New York Giants (3 straight – 1937-39). Overall, the Patriots have led the NFL in interceptions four times (2003, 2010, 2019 and 2020).

LOCKDOWN DEFENSE

The 2021 Patriots defense finished 4th in the NFL. Under Bill Belichick, the Patriots have had a defense finish in the top 10 nine times, including the 2019 defense that finished first in the NFL.

PATRIOTS PLAY 1,000 GAME

New England (1,008) played their 1,000th game in franchise history against Cleveland on Nov. 14, 2021 to become the first original AFL team to play in 1,000 games.

THIRD HIGHEST COMPLETION PERCENTAGE

QB Mac Jones (19-of-23) and QB Brian Hoyer (3-for-3) combined to go 22-for-26 for an 84.6 completion percentage in the 45-7 win against the Cleveland Browns on Nov. 14. Jones was 22-of-26 in the Atlanta game for an 84.6 completions percentage to tie for the third-best completions percentages games in team history.

HIGHEST COMPLETION PERCENTAGE IN TEAM HISTORY/GAME

Date	Completion Percentage
Dec. 27, 2009 vs. Jacksonville	88.5 (23-of-26)
Oct. 26, 2014 vs. Chicago	86.8 (33-of-38)
Nov. 14, 2021 vs. Cleveland	84.6 (22-of-26)
Nov. 18, 2021 at Atlanta	84.6 (22-of-26)
Nov. 3, 2002 at Buffalo	84.6 (22-of-26)



PATRIOTS TEAM NOTES

SCORING OUTPUT

The Patriots scored 54 points vs. the New York Jets (10/24) and then in their next home game scored 45 points against Cleveland (11/14) for a total of 99 points. It is the second highest output in back-to-back home games in team history to the 101 points following 59 points in the win vs. Indianapolis on Nov. 18, 2012 followed by 42 points in the win vs. Houston on Dec. 10, 2012.

PATRIOTS SCORE ON A 99-YARD DRIVE IN SECOND QUARTER; THIRD DRIVE OF 99 YARDS SINCE 2000

The Patriots capped an 11-play 99-yard drive with a 23-yard touchdown pass from QB Mac Jones to WR Kendrick Bourne against Cleveland on Nov. 14, 2021. It was the first 99-yard drive for New England since a 10-play, 99-yard drive that was culminated by a 10-yard touchdown pass from Tom Brady to Rob Gronkowski vs. San Diego on Sept. 18, 2011. Since 2000, the Patriots have now had three drives of 99 yards. Brady completed a 99-yard touchdown pass to WR Wes Welker at Miami on Sept. 12, 2011. Those are the only 99-yard drive for the Patriots since 1980.

SUNDAY DRIVES

The Patriots offense had three 90-yard drives that resulted in touchdowns against Cleveland on Nov. 14, 2021. The Patriots had an 11-play, 99-yard drive in the second quarter that resulted in a touchdown, an 8-play, 92-yard scoring drive and a 6-play, 95-yard scoring drive. It is the only time in the Bill Belichick era that the team has had three 90-play drives in a game.

THE PATRIOTS SCORED ON EIGHT OF THEIR NINE DRIVES

The Patriots scored on eight of their first nine offensive drives vs. Jacksonville (01/02) - (the 10th possession was a victory formation kneel down). The Patriots also scored on all but one drive (9-of-10) vs. the New York Jets on Oct. 24 and vs. Cleveland on Nov. 14 (7-of-8).

THURSDAY NIGHT DOMINATION

PATRIOTS RETURN THIRD PICK FOR A TOUCHDOWN OF THE 2021 SEASON

LB Kyle Van Noy's 35-yard interception return for a touchdown in the fourth quarter at Atlanta on Thursday Night Football (11/18) was the third touchdown return off an interception in 2021.

PATRIOTS PICK OFF ALL THREE FALCONS QUARTERBACKS

The Patriots picked off all three Falcons quarterbacks (Matt Ryan, Josh Rosen and Feleipe Franks) vs. Atlanta (11/18). It was the first time three quarterbacks threw picks in the same game since Jim Harbaugh, Ryan Leaf and Moses Moreno did it for the Chargers in a 17-7 loss to the Dolphins on Nov. 12, 2000.

PATRIOTS INTERCEPT THREE DIFFERENT QB'S IN THE SAME QUARTER

The Patriots intercepted three different Atlanta quarterbacks in the fourth quarter. They are the first team to intercept three different quarterbacks in the same quarter since Chicago picked off Tampa Bay's Craig Erickson, Steve DeBerg and Casey Weldon in the fourth quarter on Sept. 26, 1993.

PATRIOTS DEFENSE HOLDS ATLANTA TO 40 YARDS RUSHING

The Patriots defense held the Falcons to just 40 yards rushing. It is the lowest since holding the New York Jets to just 36 yards rushing on Sept. 22, 2019. Overall, it is 15th time under Bill Belichick that the Patriots held a team to 40 yards rushing or less.

PATRIOTS EARN 30TH SHUTOUT IN TEAM HISTORY, 13TH UNDER BELICHICK

The Patriots earned their 30th shutout in franchise history and 13th under Bill Belichick with the 25-0 victory over the Atlanta Falcons (11/18). It was the Patriots' first shutout since a 45-0 win at Los Angeles Chargers on Dec. 6, 2020.

PATRIOTS HAVE 15 WINNING STREAKS OF 6 OR MORE GAMES SINCE 2001

The Patriots won their seventh game in a row at Buffalo (12/6) and now have 15 winning streaks of six or more games in a season since 2001, the most in the NFL.

Team	Winning Streaks of at least 6 games
New England	15
Green Bay	8
Indianapolis	7
New Orleans	7
Philadelphia	6
Pittsburgh	6

GETTING DEFENSIVE

The 2021 Patriots finished second in the NFL, allowing 17.8 points per game. Since 2001, the Patriots have recorded 14 seasons of 20.0 points allowed or fewer, tied with Baltimore for the most in the NFL.

SEASONS ALLOWING 20 POINTS PER GAME OR FEWER SINCE 2001

Team	Seasons	Years
New England	14	2001, 03-04, 06-10, 14-17, 19, 21
Baltimore	14	2001, 03-06, 08-11, 14, 17-20
Pittsburgh	13	2001, 04-08, 10-12, 15, 17, 20
Denver	9	2003-06, 12, 15-16, 19, 21
Miami	8	2001-03, 05-06, 08, 11-12
Chicago	8	2001, 2005-06, 10, 12, 17-19
Seattle	8	2005, 07, 11-16
Jacksonville	8	2001-02, 04-07, 17-18

PATRIOTS RUSH FOR 200 YARDS FOR 17TH TIME UNDER BELICHICK

The Patriots rushed for over 200 yards for the first time in 2021 and for the 17th time in a single game under Bill Belichick. The Patriots rushed 46 times for 222 yards against the Bills (12/6/21). The Patriots have rushed for over 200 yards seven times against Buffalo under Belichick.

2021 HONORS

AFC SPECIAL TEAMS PLAYER OF THE WEEK

K Nick Folk in Week 5 at Houston

AFC DEFENSIVE PLAYER OF THE WEEK

DB Adrian Phillips in Week 8 at LA Chargers

AFC DEFENSIVE PLAYER OF THE MONTH

CB J.C. Jackson for the month of November

OFFENSIVE ROOKIE OF THE MONTH

QB Mac Jones for the month of November



PATRIOTS TEAM NOTES

ARCHIVED TEAM NOTES

TWO DECADES OF DOMINANCE

The Patriots finished the 2010s with 125 regular season and 16 postseason wins (141 total), the most ever in a single decade.

TEAMS OF THE DECADES

Team	Years	Reg. Season	Postseason	Total
New England	2010-19	125-35 (.781)	16-7 (.696)	141-42 (.770)
New England	2000-09	112-48 (.700)	14-4 (.778)	126-52 (.708)
Indianapolis	2000-09	115-45 (.719)	9-8 (.529)	124-53 (.701)
San Francisco	1990-99	113-47 (.706)	9-7 (.563)	122-54 (.693)

TRIUMPH IN THE 2000S

The Patriots record of 284-111 (.719) since Bill Belichick became head coach in 2000 is the best in the NFL over that span.

BEST RECORDS SINCE 2000 (INCLUDING POSTSEASON)

Team	W	L	T	Pct.
New England	284	111	0	.719
Pittsburgh	241	136	3	.638
Green Bay	237	143	2	.623
Indianapolis	230	150	0	.605
Baltimore	225	155	0	.592

AFC EAST SUPREMACY

The New England Patriots own a 97-31 (.758) record in regular season AFC East games since the beginning of the 2001 season, compiling the best intra-division record of any team in the NFL.

NFL'S TOP DIVISIONAL RECORDS SINCE 2001

Team	W	L	T	Pct.
New England	97	31	0	.758
Pittsburgh	90	39	1	.696
Green Bay	87	39	2	.688
Indianapolis	86	42	0	.672

AFC EAST DIVISIONAL RECORDS SINCE 2001

Team	W	L	T	Pct.	Div. Titles	Years
New England	97	31	0	.758	17	2001, 03-07, 09-19
Miami	56	72	0	.438	1	2008
Buffalo	54	74	0	.422	2	2020-21
N.Y. Jets	50	78	0	.391	1	2002

The New England Patriots have won 16 division titles and have 17 playoff berths since realignment in 2002, most in the NFL.

MOST DIVISION TITLES SINCE 2002 REALIGNMENT

Team	Division Titles	Playoff Berths
New England	16	17
Green Bay	12	15
Indianapolis	9	14
Seattle	9	14
Pittsburgh	9	13
Philadelphia	8	12
Kansas City	8	11

MOST DIVISION TITLES IN A DECADE

The New England Patriots won 10 division titles in the 2010s, the most ever by a team in a single decade. The Patriots also won 11 straight division crowns overall from 2009-19, an NFL record.

MOST DIVISION TITLES IN A DECADE

Team	Decade	Division Titles
New England	2010-19	10
Minnesota	1970-79	8
New England	2000-09	7
San Francisco	1980-89	7
Dallas	1970-79	7
L.A. Rams	1970-79	7
Pittsburgh	1970-79	7
Cleveland	1950-58	7

ALL-TIME WINNING SEASONS

The Patriots have 35 seasons since the 1970 merger in which the team has finished above .500, second only to the Pittsburgh Steelers (38). New England also had 19 consecutive winning seasons from 2001-19, the second longest streak in NFL history.

MOST WINNING SEASONS SINCE THE 1970 MERGER

Team	Seasons
Pittsburgh	38
New England	35
Dallas	34
Miami	32
Minnesota	31
Denver	29

MOST WINNING SEASONS SINCE 2001

Team	Seasons
New England	20
Green Bay	16
Pittsburgh	16
Indianapolis	15
Seattle	15
Baltimore	14
Philadelphia	14

MOST CONSECUTIVE SEASONS AT .500

MOST CONSECUTIVE SEASONS WITH A .500 RECORD OR BETTER

Team	Seasons	Consecutive Seasons
Dallas	1965-85	21
New England	2001-19	19
Pittsburgh	2004-present	18
Cleveland	1957-73	17

17 STRAIGHT 10-WIN SEASONS

New England reached at least 10 regular season wins for 17 consecutive seasons (2003-19), most in the NFL since the 1970 merger.

MOST CONSECUTIVE 10-WIN SEASONS

Team	Years	Consec. Seasons w/10+ Wins
New England	2003-19	17
San Francisco	1983-18	16
Indianapolis	2002-10	9
Kansas City	2015-21	7
Dallas	1975-81	7



PATRIOTS TEAM NOTES

MOST 11-WIN SEASONS

The Patriots have won 11 games 21 times in team history, including an NFL record 10 consecutive seasons from 2010-19. The Patriots have had 11 or more wins 17 times in Robert Kraft's 28 seasons of ownership after having only four 11-win seasons prior to Kraft purchasing the team (1976, '78, '85 & '86).

MOST 11-WIN SEASONS SINCE 1970 MERGER

Team	11+ Win Seasons
New England.....	21
Pittsburgh.....	18
Dallas.....	18
San Francisco.....	16
Denver.....	15

TEN STRAIGHT 11-WIN SEASONS

MOST CONSECUTIVE 11-WIN SEASONS

Team	Years	Consec. Seasons w/11+ Wins
New England.....	2010-19	10
Indianapolis.....	2003-09	7
Dallas.....	1976-81	6
San Francisco.....	1994-98	5

SEASONS WITH A DOZEN W'S

The Patriots have 13 seasons of 12 or more wins since 1970, including an NFL-record of eight straight 12-wins season from 2010-17.

MOST 12-WIN SEASONS SINCE 1970 MERGER

Team	12+ Win Seasons
San Francisco.....	14
New England.....	13
Dallas.....	13
Denver.....	11
Pittsburgh.....	11

FLOATING ABOVE .500

Since 2001, the New England Patriots have held a record below .500 for only 29 weeks, fewest in the NFL over that span.

FEWEST WEEKS UNDER .500 SINCE 2001

Team	Weeks Under .500
New England.....	29
Pittsburgh.....	66
Baltimore.....	69
Green Bay.....	71
Denver.....	93

MOST WINS AMONG ORIGINAL AFL TEAMS

The Patriots have the most overall wins among the original eight AFL teams.

OVERALL VICTORY TOTAL OF ORIGINAL AFL TEAMS (INCLUDING PLAYOFFS)

Team	W	L	T
New England	566	433	9
Kansas City	524	451	12
Denver	518	463	10
Las Vegas	516	467	11
L.A. Chargers	480	488	11
Tennessee	480	502	6
Buffalo	466	511	8
N.Y. Jets	426	540	8

TOP 4 IN WINS SINCE 1960

Since the Patriots franchise began play in 1960, they have the fourth-most wins.

MOST WINS IN PRO FOOTBALL SINCE 1960 (INCLUDING PLAYOFFS)

Team	W	L	T
Pittsburgh Steelers	577	421	11
Dallas Cowboys	573	432	6
Green Bay Packers	567	421	15
New England Patriots	566	433	9

NFL'S BEST AT HOME

Since Gillette Stadium opened in 2002, the Patriots own the NFL's best home record. The Patriots hold a 130-31 (.807) record at home in regular season games and a 149-35 (.810) record including playoffs. The Patriots are an NFL-best 193-59 at home since 1994, the year Robert Kraft purchased the team.

BEST HOME RECORDS SINCE 2002 (INCLUDING PLAYOFFS)

Team	W	L	T	Pct
New England	149	35	0	.810
Green Bay	123	49	2	.713
Pittsburgh	122	49	2	.711
Seattle	119	53	0	.692

ROAD WARRIORS

Since the start of the 1994 season when Robert Kraft purchased the team, the Patriots have the best regular season road record in the NFL. New England has finished undefeated on the road twice (2007 and 2016).

BEST ROAD RECORDS SINCE 1994

Team	W	L	T	Pct
New England	138	86	0	.616
Pittsburgh	123	100	1	.551
Green Bay	117	108	0	.520
Indianapolis	115	109	0	.513
New Orleans	115	110	0	.511

WINNING THE CLOSE ONES

Since 2001, New England owns the NFL's best record (including postseason) in games decided by three points or fewer. New England is 7-2 in those close games in the playoffs.

BEST RECORD IN GAMES DECIDED BY 3 POINTS OR FEWER SINCE 2001 (INCLUDING PLAYOFFS)

Team	W	L	T	Win Pct
New England	46	22	0	.676
Indianapolis	50	31	0	.617
Tennessee	52	40	0	.565
Las Vegas	45	35	0	.563
N.Y. Jets	38	30	0	.559
Pittsburgh	48	38	3	.556
Seattle	47	39	1	.546



PATRIOTS TEAM NOTES

INTER-CONFERENCE RECORD

The New England Patriots own a 61-20 (.753) record vs. NFC teams since realignment in 2002, the best inter-conference record in the NFL during that time.

NFL'S BEST INTER-CONFERENCE RECORD SINCE 2002

Team	W	L	T	Pct.
New England	61	20	0	.753
Pittsburgh	53	26	2	.667
Indianapolis	51	30	0	.630
Baltimore	50	31	0	.617

MODEL OF CONSISTENCY

The New England Patriots have had only one head coach since 2000, showing a level of stability unparalleled in the AFC East.

HEAD COACHES IN AFC EAST SINCE 2000

Team	Head Coaches
New England	1
N.Y. Jets	7
Buffalo	10
Miami	10

OFFENSE

PUT A RUSH ON THAT

The Patriots finished fourth in the NFL with 2,346 rushing yards in 2020, the fourth-highest single-season rushing total in team history. The 2021 Patriots finished 8th in rushing with 2,151 yards.

MOST RUSHING YARDS IN A SEASON IN PATRIOTS HISTORY

Season	Attempts	Yards	Average/Gm
1978	671	3,165	197.8
1976	591	2,948	184.3
1983	538	2,605	162.8
2020	502	2,346	146.6
1985	565	2,331	145.7
1977	603	2,303	164.5

The Patriots finished the season with 4.67 yards per rushing attempt in 2020, the fourth-highest average in team history.

HIGHEST RUSHING AVERAGE IN A SEASON IN PATRIOTS HISTORY

Season	Attempts	Yards	Average/Rush
1976	591	2,948	4.99
1983	538	2,605	4.84
1978	671	3,165	4.72
2020	502	2,346	4.67
1962	432	1,970	4.56

The Patriots scored 20 touchdowns in back-to-back seasons for the first time in team history with 20 in 2020 and 24 in 2021. The 24 rushing touchdowns were second in 2021 to the 25 by Philadelphia.

MOST RUSHING TDS IN A SEASON IN TEAM HISTORY

Season	Rush TDs
1978	30
2012	25
2021	24
1976	24
1981	23
2008	21
1974	21
2020	20
2006	20

PENALTY-FREE FOOTBALL

The Patriots committed an NFL-low 62 penalties in 2020, tied for sixth-fewest in a 16-game season.

FEWEST PENALTIES IN A 16-GAME SEASON

Season	Team	Penalties
2012	Atlanta Falcons	55
2008	New England Patriots	57
2010	Atlanta Falcons	58
2007	Seattle Seahawks	59
1992	New Orleans Saints	60
2020	New England Patriots	62
2001	New York Jets	62
1991	Miami Dolphins	62

400-POINT SEASONS

The Patriots set an NFL record with 13 straight seasons of at least 400 total points (2007-19). The Chargers previously held the record by scoring at least 400 points in eight consecutive seasons from 2004-11.

PROTECTING THE BALL

Since 2008, the Patriots are second to Green Bay with 89 regular season games without turning the ball over. The Patriots are 78-11 in those games.

ZERO TURNOVER GAMES (SINCE 2008)

Green Bay	90
New England	89
Kansas City	75
Seattle	72
Indianapolis	67
San Francisco	64

BALL SECURITY PAYS OFF

Since 2001, the Patriots are an NFL-best 153-28 when not throwing an interception.

ZERO INT GAMES

Team	Games with No Ints	W-L-T	Win Pct.
New England	181	153-28-0	.845
Green Bay	170	139-29-2	.824
Kansas City	166	115-51-0	.693
Seattle	162	115-46-1	.713
Jacksonville	154	85-69-0	.552

RUSH TO VICTORY

Since 2000, New England is 57-6 in the regular season when a Patriot reaches 100 yards rushing. The only losses during the Bill Belichick era came in a 29-28 loss at Miami (12/20/04) when Corey Dillon rushed for 121 yards, at Kansas City (10/05/20) when Damien Harris had 100 yards rushing in a 26-10 loss, a 24-21 defeat at Buffalo (11/01/20) when Harris had 102 yards rushing. vs. Miami (9/12/21) when Harris had 100 yards, vs. Dallas (10/17/21) when Harris had 101 yards, and vs. Buffalo (12/26) when Harris had 103 yards.



PATRIOTS TEAM NOTES

2 PLAYERS WITH 2

The Patriots have had three games in their history where two different running backs scored rushing touchdowns in a single game with two coming in 2021.

Patriots vs. Jaguars on Jan. 2, 2022

Damien Harris with two rushing touchdowns
Rhamondre Stevenson with two rushing touchdowns

Patriots vs. Jets on Oct. 24, 2021

Damien Harris with two rushing touchdowns
J.J. Taylor with two rushing touchdowns

Patriots vs. Jets on Oct. 29, 1978

Horace Ivory with two rushing touchdowns
James McAlister with two rushing touchdowns

DEFENSE

FORCING THE ISSUE

The Patriots lead the NFL with a plus-235 turnover margin since 1994.

NFL TURNOVER MARGIN SINCE 1994

New England	+235
Kansas City.....	+165
Green Bay.....	+130

LIMITING OFFENSES

The 2021 New England Patriots finished 2nd in the NFL for fewest points allowed with 17.8 points allowed per game. The Patriots have finished in the top 10 in fewest points allowed in each of the last 10 seasons, which is the longest current streak. The last team to do that in 10 consecutive seasons was Tampa Bay (10 straight from 1996 to 2005).

SPECIAL TEAMS

BLOCKED KICKS SINCE 2014

The Patriots are second to Philadelphia for the NFL lead with 20 blocked kicks since 2014.

Philadelphia	21
New England	20 (9 FGs, 3 XPs & 8 Punts)
Denver	19
Miami	17
Baltimore	16





PATRIOTS HOME DOMINANCE



REGULAR SEASON HOME RECORD SINCE 2002

Team	W	L	T	Pct.
New England	130	31	0	.807
Green Bay	116	42	2	.731
Baltimore	116	45	0	.720
Pittsburgh	115	44	2	.720
Indianapolis	110	51	0	.683

HOME PLAYOFF RECORD SINCE 2002

Team	W	L	Pct.
Seattle	10	2	.833
San Francisco	5	1	.833
New England	19	4	.826
Indianapolis	8	3	.727
New Orleans	7	3	.700

HOME RECORD SINCE 2002 (INCLUDING PLAYOFFS)

Team	W	L	T	Pct.
New England	149	35	0	.810
Green Bay	123	49	2	.713
Pittsburgh	122	49	2	.711
Baltimore	118	49	0	.707
Seattle	119	53	0	.692
Indianapolis	118	54	0	.686

HOME RECORD AFTER HALLOWEEN SINCE 2002 (INCLUDING PLAYOFFS)

Team	W	L	T	Pct.
New England	86	21	0	.804
Pittsburgh	72	28	2	.716
Baltimore	72	29	0	.713
Indianapolis	72	30	0	.706
Seattle	73	32	0	.695

HOME RECORD VS. NFC SINCE 2002

Team	W	L	T	Pct.
Pittsburgh	31	8	2	.780
Baltimore	31	10	0	.756
New England	30	11	0	.732
Kansas City	30	11	0	.732

HOME RECORD VS. DIVISIONAL OPPONENTS SINCE 2002

Team	W	L	T	Pct.
New England	49	11	0	.817
Indianapolis	46	14	0	.767
Pittsburgh	45	15	0	.750
Green Bay	43	15	2	.733
Seattle	41	19	0	.683
Baltimore	40	20	0	.667

POINT DIFFERENTIAL AT HOME SINCE 2002 (INCLUDING PLAYOFFS)

Team	Point Differential
New England	1,953
Green Bay	1,320
Baltimore	1,227
Pittsburgh	1,137
Seattle	1,134

POINTS ALLOWED PER GAME AT HOME SINCE 2002 (INCLUDING PLAYOFFS)

Team	Point Average
Baltimore	17.4
New England	17.7
Seattle	19.2
Pittsburgh	19.2
Green Bay	19.4
Philadelphia	19.9

POINTS SCORED PER GAME AT HOME SINCE 2002 (INCLUDING PLAYOFFS)

Team	Point Average
New England	27.57
New Orleans	26.39
Green Bay	25.87
Indianapolis	24.78
Los Angeles Chargers	24.65



INSIDE THE NUMBERS

TEAM

6

The Patriots opened and closed the season against Miami, marking the sixth time in team history that the team opened and closed the season against the same opponent. It also happened in 2003 and 2013 against Buffalo, 1974 and 1987 against Miami and 1981 against the Baltimore Colts.

10

The Patriots have finished in top 10 in fewest points allowed in each of the last 10 seasons, which is the longest current streak. The last team to do that in 10 consecutive seasons was Tampa Bay (10 straight from 1996 to 2005).

11.9

Gunner Olszewski finished tied for second in the NFL with a 11.9-yard punt return average. He led the NFL with a 17.13-yard average in 2020.

18

With K Quinn Nordin making the 53-man roster, the Patriots have now had a rookie free agent make the team for 18 straight seasons.

19

Mac Jones completed 19 straight passes vs. Tampa Bay on Oct. 3, tying Tom Brady for the longest streak in Patriots history.

19

The Patriots went 19 straight seasons (2001-19) without being swept in a series by a division opponent, the longest such streak since the 1970 NFL merger.

25

J.C. Jackson (25) leads the NFL in interceptions since entering the NFL in 2018.

36

K Nick Folk finished tied for second in the NFL with 36 field goals in 2021 and set a single-season personal high. He had 33 field goal sin 2013 with the NY Jets.

36

Folk made a franchise-record 36 straight field goals, tied for the sixth longest in NFL history.

51

Folk's 51-yard field goal at N.Y. Jets (11/09/20) and his 50-yarder vs. Arizona (11/29/20) are the longest game-winning field goals as time expired in Patriots history. The previous long was 48 yards by Adam Vinatieri in Super Bowl XXXVI vs. the Rams.

70

Mac Jones (74.4) and (73.3) completed over 70 percent of his passes in his first two games and became the first NFL quarterback to start his career with two 70-plus completion percentage games.

99

The Patriots ended an NFL record streak of 99 straight games (regular and postseason) scoring in the first half at Indianapolis on Dec. 18. The Patriots also own the second-longest streak at 82 games with a first-half score (2006-11).

106-3

The Patriots are 106-3 all-time at Gillette Stadium in the regular season when leading at halftime.

1,110

Jakob Johnson has played 1,110 career snaps and is the third NFL International player to reach 1,000 snaps.

2,504

The Patriots have 2,504 total touchdowns since 1960, the fourth-most in the NFL since 1960, behind the LA Chargers (2,508), Green Bay (2,513) and Dallas (2,541).

3,801

Mac Jones led all rookie quarterbacks with 3,801 passing yards.

ROBERT KRAFT

6

The number of Super Bowl championships the Patriots have won since Robert Kraft purchased the team in 1994. That mark is tied for most in Super Bowl history.

10

The number of conference championships the Patriots have won since Robert Kraft purchased the team in 1994, the NFL record for most conference championships as an owner.

19

The number of division championships won by the Patriots since Kraft purchased the team in 1994.

22

The number of playoff berths earned by the Patriots in the 28 seasons since Robert Kraft purchased the team.

49

The number of playoff games the Patriots have appeared in since 1994, the most in the NFL. Green Bay is second with 41.

341

The number of games the Patriots have won, including playoffs, since Robert Kraft purchased the franchise in 1994. Prior to Kraft's ownership, the team had won 225 total games in its entire 34-year history from 1960-93.

BILL BELICHICK

3

Bill Belichick's 321 wins (regular season and playoffs combined) ranks third among all-time NFL head coaches.

4

Bill Belichick is the first head coach to lead his team to four 500-point seasons (2007, 10-12).

6

Bill Belichick has won six Super Bowls as a head coach, the most Super Bowl wins by a head coach in NFL history.

7

The number of 13-win seasons by Bill Belichick, the most among all NFL coaches.

9

Bill Belichick has the most conference championships by a head coach with nine.

12

Super Bowl LIII was Belichick's 12th Super Bowl overall, including nine as a head coach and three as an assistant coach.

19

Bill Belichick led the Patriots to 19-straight seasons with a winning record (2001-19), second all-time behind Tom Landry, whose Dallas Cowboys accomplished the feat 20 straight seasons from 1966-85.

31


Bill Belichick has the most postseason victories by an NFL coach with 31. Tom Landry is second with 20 postseason wins.

50

Bill Belichick has won at least one game in 50 different stadiums, including the postseason.



BILL BELICHICK NEWS & NOTES



BELICHICK BY THE NUMBERS

47TH COACHING SEASON | 47TH NFL SEASON
22ST SEASON AS PATRIOTS HEAD COACH
27TH HEAD COACHING SEASON

SUPER BOWL WINS (8):

'86 | '90 | '01 | '03 | '04 | '14 | '16 | '18

CONFERENCE TITLES (12):

'86 | '90 | '96 | '01 | '03 | '04 | '07 | '11 | '14 | '16 | '17 | '18

DIVISION TITLES (24):

'75 | '78 | '86 | '89 | '90 | '96 | '98 | '01 | '03 | '04 | '05
 '06 | '07 | '09 | '10 | '11 | '12 | '13 | '14 | '15 | '16 | '17 | '18 | '19

CAREER RECORD: 321-156 (.673)

REGULAR SEASON: 290-143 (.670)

POSTSEASON: 31-13 (.705)

PATRIOTS RECORD: 284-111 (.719)

Bill Belichick is the only head coach in NFL history to win six Super Bowl titles. He won more games overall (141) during a 10-year stretch (2010-19) than any other coach in NFL history. In 2007, Belichick led the Patriots to the fourth undefeated and untied regular season in NFL history and the first since the NFL established a 16-game schedule in 1978. His 47 consecutive years as an NFL coach are most in NFL history, passing the 45 by Dick LeBeau. The only other NFL coach with at least 40 consecutive NFL coaching seasons is Tom Moore with 41.



BELICHICK POINTS OF INTEREST

- Belichick has an NFL-best six Super Bowl championships as a head coach, joining George Halas and Curly Lambeau as the only NFL coaches with six championships since the league began postseason play in 1933.
- Belichick is third all-time with 290 career regular season wins, behind Don Shula (328) and George Halas (318).
- Belichick has 321 total victories (regular season and playoffs combined), third all-time behind Don Shula (347) and George Halas (324).
- Belichick's 17 division titles are the most by a head coach in NFL history. Don Shula and Tom Landry are tied for second with 13.
- Belichick owns the NFL record with 17 seasons of 11 wins in the regular season. Don Shula and Andy Reid are second with 13.
- Belichick has the NFL record with 13 seasons with 12 regular season victories. Don Shula is second with eight.

BELICHICK POINTS OF INTEREST

- Belichick is the only head coach in NFL history with seven seasons of 13-plus wins. George Seifert is second with four 13-win seasons.
- Belichick has five 14-win seasons. George Seifert is second with three 14-win seasons.
- Belichick has led his teams to 19 postseason berths as a head coach, tied with Don Shula for the most.
- The 2021 season was Belichick's 47th consecutive NFL season as a coach, the most consecutive coaching seasons in NFL history.
- Belichick has 254 regular season wins with the Patriots, to move past Tom Landry (250), behind Don Shula (257) and George Halas (318). He is the fourth coach with at least 250 career regular season wins with one team.



BILL BELICHICK NEWS & NOTES

ACCOMPLISHMENTS

- Belichick (477 games) coached in his 455th game at the L.A. Chargers (12/06/20), moving past Tom Landry for the third-most games coached, behind the 526 by Don Shula and the 506 by George Halas.
- Belichick now has 21 winning seasons, behind George Halas (34) and Don Shula (27) and Curly Lambeau (27).
- Belichick finished his 22nd year as head coach of the New England Patriots in 2021 and is one of seven to serve as head coach for one team for at least 20 years.

THE SECOND HIGHEST WINNING PCT.

Bill Belichick's 321 career wins as a head coach are third-most in NFL history and his career winning percentage of .673 is second in NFL history.

TOP WINNING PERCENTAGE AMONG HEAD COACHES WITH AT LEAST 160 WINS (INCL. POSTSEASON)

Head Coach	Team(s)	Years	W	L	T	Pct.
George Halas	Chicago	1920-29, 33-41, 46-55, 58-67	324	151	31	.682
Bill Belichick	CLE/NE	1991-95, 2000-21	321	156	0	.673
Don Shula	BLT/MIA	1963-95	347	173	6	.666
Curly Lambeau	GB/CHI/WAS	1921-53	229	134	22	.630

NOTE: Winning percentage calculated using current NFL rules, counting a tie as a half-win, half-loss.

MOVING ON UP

Bill Belichick ranks third all-time in NFL history with 321 career wins.

MOST WINS BY NFL COACHES (INCL. POSTSEASON)

Head Coach	Team(s)	Years	W	L	T
Don Shula	BLT/MIA	1963-95	347	173	6
George Halas	Chicago	1920-29, 33-41, 46-55, 58-67	324	151	31
Bill Belichick	CLE/NE	1991-95, 2000-21	321	156	0
Tom Landry	Dallas	1960-88	270	178	6
Andy Reid	PHI/KC	1999-2021	252	151	1
Curly Lambeau	GB/CHI/WAS	1921-53	229	134	22

SUPER SUCCESS

Bill Belichick has won six Super Bowls, the most by a head coach.

MOST SUPER BOWL VICTORIES

Head Coach	Team	Titles	Seasons
Bill Belichick	New England	6	2001, 03-04, 14, 16, 18
Chuck Noll	Pittsburgh	4	1974-75, 78-79
Joe Gibbs	Washington	3	1982, 87, 91
Bill Walsh	San Francisco	3	1981, 84, 88

NOTE: Sorted by most recent championship. Super Bowls have determined the NFL champion since 1966.

ELITE COMPANY

Bill Belichick joined George Halas and Curly Lambeau as the only coaches with six NFL championships.

HEAD COACHES WITH FOUR OR MORE NFL TITLES

Coach	NFL Titles	Championship Teams
Bill Belichick	6	New England (SB XXXVI, XXXVIII, XXXIX, XLIX, LI and LIII)
George Halas	6	Chicago (1921, 33, 40, 41, 46 & 63)
Curly Lambeau	6	Green Bay (1929, 30, 31, 36, 39 & 44)
Vince Lombardi	5	Green Bay (1961, 62, 65, SB I & II)
Chuck Noll	4	Pittsburgh (SB IX, X, XII, XIV)

12 SUPER BOWL APPEARANCES

Super Bowl LIII was Bill Belichick's 12th career Super Bowl appearance, the most appearances by a coach who eventually became a head coach.

MOST SUPER BOWL APPEARANCES AS A HEAD COACH (INCLUDING YEARS AS AN ASSISTANT)

Bill Belichick	12 (nine as a head coach)
Dan Reeves.....	7 (four as a head coach)
Don Shula.....	6 (six as head coach)
Tom Landry.....	5 (five as a head coach)
Chuck Noll.....	5 (four as a head coach)
Marv Levy.....	5 (four as a head coach)
Andy Reid.....	5 (three as a head coach)

NINE CONFERENCE TITLES ARE THE MOST IN SUPER BOWL ERA

The 2018 AFC Championship was Bill Belichick's ninth conference championship, the most in NFL history during the Super Bowl era (since 1966).

MOST CONFERENCE CHAMPIONSHIPS BY A HEAD COACH IN SUPER BOWL ERA

HEAD COACH	TEAM	#	SEASONS	SUPER BOWL APPEARANCES
Bill Belichick	New England	9	2001, 2003, 2004, 2007, 2011, 2014, 2016, 2017, 2018	XXXVI, XXXVIII, XXXIX, XLII, XLVI, XLIX, LI, LII, LIII
Don Shula	Baltimore/Miami	6	1968, 1971, 1972, 1973, 1982, 1984	III, VI, VII, VIII, XVII, XIX
Tom Landry	Dallas	5	1970, 1971, 1975, 1977, 1978	V, VI, X, XII, XIII
Joe Gibbs	Washington	4	1982, 1983, 1987, 1991	XVII, XVIII, XXII, XXVI
Bud Grant	Minnesota	4	1969, 1973, 1974, 1976	IV, VII, IX, XI
Marv Levy	Buffalo	4	1990, 1991, 1992, 1993	XXV, XXVI, XXVII, XXVIII
Chuck Noll	Pittsburgh	4	1974, 1975, 1978, 1979	IX, X, XIII, XIV
Dan Reeves	Denver/Atlanta	4	1986, 1987, 1989, 1998	XXI, XXII, XXIV, XXIII



BILL BELICHICK NEWS & NOTES

POSTSEASON COACHING MARK

Bill Belichick coached in his NFL-record 37th postseason game in the 2017 AFC Divisional Playoff against Tennessee, moving past Tom Landry and Don Shula for the most in NFL history. He has now coached in 44 postseason games.

MOST POSTSEASON GAMES AS A HEAD COACH

Head Coach	Team(s)	Games
Bill Belichick	Cleveland/New England	44
Tom Landry	Dallas	36
Don Shula	Baltimore/Miami	36
Andy Reid	Philadelphia/Kansas City	35
Chuck Noll	Pittsburgh	24
Mike Holmgren	Green Bay/Seattle	24
Joe Gibbs	Washington	24

13 CONFERENCE CHAMPIONSHIP GAME APPEARANCES

Coach Belichick reached his 13th conference championship game as a head coach in 2018, extending his record for the most since the 1970 merger.

MOST CONFERENCE CHAMPIONSHIP GAMES AS A HEAD COACH

Head Coach	Conference Championship Games
Bill Belichick	13
Tom Landry	10
Andy Reid	9
Don Shula	7
Chuck Noll	7
John Madden	6
Bill Cowher	6

MOST POSTSEASON WINS

Coach Belichick earned his NFL-record 21st postseason victory after the Patriots defeated the Indianapolis Colts in the 2014 AFC Championship Game. He now has 31 career postseason victories.

MOST PLAYOFF WINS BY AN NFL HEAD COACH

COACH	TEAM(s)	WINS
Bill Belichick	CLE/NE	31
Tom Landry	Dallas	20
Andy Reid	KC/PHIL	19
Don Shula	BLT/MIA	19
Joe Gibbs	Washington	17
Chuck Noll	Pittsburgh	16

BEST NFL POSTSEASON WIN PERCENTAGE (MINIMUM 10 GAMES)

HEAD COACH	TEAM	W	L	PCT.
Vince Lombardi	GB/WAS	9	1	.900
Tom Flores	Oakland	8	3	.727
Bill Walsh	San Francisco	10	4	.714
Joe Gibbs	Washington	17	7	.708
Bill Belichick	CLE/NE	31	13	.705
Sean McVay	L.A. Rams	7	3	.700
Jimmy Johnson	DAL/MIA	9	4	.692

POSTSEASON BERTHS

Bill Belichick has led his teams to 19 postseason berths, tied for first all-time among NFL head coaches.

NFL HEAD COACHES WITH THE MOST POSTSEASON BERTHS

Head Coach	Postseason Appearances
Bill Belichick	19
Don Shula	19
Tom Landry	18
Andy Reid	17

DIVISION TITLES RECORD

Coach Belichick 17 division titles are the most by a head coach in NFL history. Don Shula and Tom Landry are second with 13 titles.

MOST CONSECUTIVE DIVISION TITLES

Coach Belichick is the first NFL coach to lead his team to 11 consecutive division titles, after claiming the AFC East crown in 2019. Andy Reid (2016-21), Paul Brown (1950-55), Tom Landry (1966-71), Bud Grant (1973-78) and Chuck Noll (1974-79) led their teams to six straight titles.

NFL COACHES WITH THE MOST CONSECUTIVE DIVISION TITLES

Head Coach	Team	Consec. Div. Titles
Bill Belichick	New England	11 (2009-19)
Andy Reid	Kansas City	6 (2016-21)
Paul Brown	Cleveland	6 (1950-55)
Tom Landry	Dallas	6 (1966-71)
Bud Grant	Minnesota	6 (1973-78)
Chuck Noll	Pittsburgh	6 (1974-79)

CAREER MILESTONE

Coach Belichick is the fourth NFL head coach to reach 250 career regular season victories. His 290 regular season wins are third-most all-time.

MOST REGULAR SEASON WINS, NFL HEAD COACHES

Head Coach	Team(s)	W	L	T
Don Shula	BLT/MIA	328	156	6
George Halas	Chicago	318	148	31
Bill Belichick	CLE/NE	290	143	0
Tom Landry	Dallas	250	162	6
Andy Reid	PH/KC	233	135	1
Curly Lambeau	GB/CHI/WAS	226	132	22

CLIMBING THE WINS LADDER

Belichick has 254 career regular season wins with the Patriots and moved past Tom Landry (250) for the third-most regular season wins with one team among head coaches.

NFL HEAD COACHES WITH THE MOST REGULAR SEASON WINS WITH ONE TEAM

Coach	Team	W	L	T
George Halas	Chicago	318	148	31
Don Shula	Miami	257	133	2
Bill Belichick	New England	254	99	0
Tom Landry	Dallas	250	162	6
Curly Lambeau	Green Bay	209	104	21



BILL BELICHICK NEWS & NOTES

PATRIOTS RENAISSANCE

Once head coach Bill Belichick implemented his coaching design on the Patriots, his approach has given him the best record of any NFL head coach since 2001 (including the postseason).

NFL COACHES RECORDS SINCE 2001 (MINIMUM 60 GAMES)

Coach	Team(s)	W	L	T	Pct.
Bill Belichick	New England	279	100	0	.736
Tony Dungy	TB/IND	101	41	0	.711
Jim Harbaugh	San Francisco	49	22	1	.688
Sean McVay	L.A. Rams	62	29	0	.681
Bill Cowher	Pittsburgh	70	35	1	.665

3X COACH OF THE YEAR

The Associated Press named Bill Belichick the NFL's Coach of the Year in 2003, 2007 and 2010. He joined Don Shula (four-time winner) and Chuck Knox as the only three-time winners.

ABOVE THE CENTURY MARK

Bill Belichick has an overall record of 321-156, 165 games above the .500 mark. Belichick, Don Shula and George Halas are the only coaches with 100 more wins than losses.

COACHES WITH 100 OR MORE WINS THAN LOSSES

Head Coach	Team(s)	W	L	T	Wins above .500
Don Shula	BLT/MIA	347	173	6	174
George Halas	Chicago	324	151	31	173
Bill Belichick	CLE/NE	321	156	0	165

500+ FOR 3 STRAIGHT YEARS

Coach Belichick became the first head coach in NFL history to lead his team to three straight 500-point seasons (2010-12) and four overall (2007-589, 2010-518, 2011-513 and 2012-557). St. Louis was the only other team to have done it three times (1999-526, 2000-540, 2001-503).

BILL BELICHICK'S 500-POINT SEASONS

Season	Points Scored
2007.....	589
2010.....	518
2011.....	513
2012.....	557

TWO DECADES WITH THE PATRIOTS

The 2021 season was Bill Belichick's 22nd year as head coach of the New England Patriots. He is one of seven to coach one team for at least 20 years.

20 YEAR HEAD COACHES WITH ONE TEAM

Head Coach	Years with Team
George Halas.....	40 with Chicago
Curly Lambeau.....	29 with Green Bay
Tom Landry.....	29 with Dallas
Don Shula.....	26 with Miami
Chuck Noll.....	23 with Pittsburgh
Steve Owen.....	23 with N.Y. Giants
Bill Belichick.....	22 with New England

BETTER THAN AVERAGE

Coach Belichick led the Patriots to 19 straight seasons with a winning record (2001-19), second all-time behind Tom Landry, whose Dallas Cowboys accomplished the feat 20 straight seasons.

MOST CONSECUTIVE SEASONS WITH A WINNING RECORD

Head Coach	Team	Years
Tom Landry.....	Dallas.....	20 – 1966-85
Bill Belichick.....	New England.....	19 – 2001-19
Curly Lambeau.....	Green Bay.....	14 – 1934-47
Curly Lambeau.....	Green Bay.....	12 – 1921-32
George Halas.....	Chicago.....	10 – 1933-42
John Madden.....	Oakland.....	10 – 1969-78

DOUBLE-DIGIT WINS

Coach Belichick led New England to 17 consecutive seasons with at least 10 wins, an NFL record.

MOST CONSECUTIVE 10-WIN SEASONS

Team	Years	Consec. Seasons w/10+ Wins
New England.....	2003-19.....	17
San Francisco.....	1993-98.....	16
Indianapolis.....	2002-10.....	9
Dallas.....	1975-81.....	7
Kansas City.....	2015-21.....	7

DIVISIONAL SUCCESS

HIGHEST WIN PCT. VS. DIVISION OPPONENTS (SINCE 1970 - MINIMUM 60 GAMES)

Head Coach	Team(s)	W	L	T	Win Pct.
George Allen	LAR/WAS	42	18	2	.700
Mike Tomlin	Pittsburgh	61	27	1	.691
Bud Grant	Minnesota	69	31	1	.688
Tom Landry	Dallas	101	46	0	.687
Bill Belichick	CLE/NE	114	54	0	.679

MOST WINS VS. DIVISION OPPONENTS SINCE 1970

Head Coach	Team(s)	Wins vs. Div. Opponents
Don Shula.....	Miami.....	132
Bill Belichick.....	CLE/NE.....	114
Tom Landry.....	Dallas.....	101
Dan Reeves.....	DEN/NYG/ATL.....	95
Marty Schottenheimer.....	CLE/KC/SD/WAS.....	95

BILL BELICHICK SECURES 21ST WINNING SEASON AS A HEAD COACH;

Bill Belichick secured his 21st winning season as a head coach in 2021, including his 20th winning season as the head coach of the Patriots.

Head coach	Winning Seasons
George Halas	34
Don Shula	27
Curly Lambeau	27
Bill Belichick	21
Tom Landry	20



PATRIOTS OFFENSIVE NOTES

WR NELSON AGHOLOR



A DEEP THREAT

- WR Nelson Agholor finished second in the NFL in 2020 by averaging a career-high 18.7 yards per reception.

2020 NFL YARDS PER RECEPTION LEADERS (MINIMUM 30 RECEPTIONS)

Player	Team	Rec.	Yds.	Avg.
1. M. Valdes-Scantling	Green Bay	33	690	20.9
2. Nelson Agholor	Las Vegas	48	896	18.7
3. DJ Moore	Carolina	66	1,193	18.1
4. Gabriel Davis	Buffalo	35	599	17.1
5. Breshad Perriman	N.Y. Jets	30	505	16.8

RB BRANDON BOLDEN

JERSEY SWAP

- In his 9th season in the league, RB Brandon Bolden announced that he would change jersey numbers. Instead of wearing the familiar No. 38 that he wore previously with New England as well as his one season in Miami in 2018, he moved forward in jersey number 25.

- The reason behind the move is in honor of his grandfather Frank Pitts, who wore that number during his time as a pro football player during his 10 seasons with the Kansas City Chiefs, Cleveland Browns and Oakland Raiders.

- "So I was asked 'Why did I change my number?' Well, long story short my grandfather wore it for 11 years and I thought it would be best that he at least saw his oldest grandson play in the same number he played in, even though it's the NFL now and not the AFL he remembers," Bolden said.

- Pitts was part of the Kansas City Chiefs team that won Super Bowl V and played in the first Super Bowl.

CAREER-HIGHS IN 2021

- Bolden set career highs in receptions (41) and receiving yards (405) in 2021, surpassing the 21 receptions for 152 yards he had in 2013.



WR KENDRICK BOURNE

WR KENDRICK BOURNE COMPLETES FIRST NFL PASS FOR A TOUCHDOWN

WR Kendrick Bourne completed his first NFL pass attempt for a 25-yard touchdown pass to WR Nelson Agholor in the first quarter against the New York Jets on Oct. 24, 2021, giving him a perfect passer rating of 158.3.

BOURNE 10-YARD RUNS

Bourne had a 15-yard run in the first quarter, an 11-yard run in the second quarter and a 17-yard run in the third quarter against Cleveland on Nov. 14, 2021. He had six 10-yard runs in 2021. He had a 16-yard run at the New York Jets on Sept. 19, a 12-yard run at Houston on Oct. 10 and an 18-yard run at Indianapolis (12/18). Prior to the 2021 season, Bourne never had a rushing attempt in his NFL career.

BOURNE FINISHES WITH 43 YARDS RUSHING

Bourne finished the game against Cleveland (11/14) with 43 yards rushing on three carries. His 43 yards rushing are the fifth-best rushing total by a Patriots wide receiver in a game.

MOST RUSHING YARDS BY A PATRIOTS WIDE RECEIVER IN A GAME

Date	Player	Yards	Opp.
12/23/2018	Cordarrelle Patterson	66	Buffalo
11/04/2018	Cordarrelle Patterson	61	Green Bay
10/03/1976	Darryl Stingley	48	vs. Oakland
11/18/2012	Julian Edelman	47	vs. Indianapolis
11/14/2021	Kendrick Bourne	43	vs. Cleveland
10/29/2019	Cordarrelle Patterson	38	vs. Buffalo

BOURNE HAS CAREER-HIGH IN RECEIVING YARDS

Bourne caught 4 passes for a career-high 98 yards against Cleveland (11/14). His previous best was 96 yards vs. New Orleans on Sept. 26, 2021.

BOURNE HAS SECOND CAREER TWO-TD GAME

Bourne scored on a 4-yard touchdown pass in the first quarter and a 41-yard touchdown pass in the third quarter vs. Tennessee (11/28/21). It is his second career two-touchdown game. He had two touchdowns at New Orleans on Dec. 8, 2019 when he played for San Francisco.

BOURNE TIES HIS CAREER HIGH FOR RECEIVING TOUCHDOWNS IN A SEASON

Bourne increased his 2021 totals to five receiving touchdowns with his two against Tennessee (11/28) to match his career high. He had five receiving touchdowns in 2019 with San Francisco.

BOURNE SETS SINGLE-SEASON HIGH IN RECEPTIONS AND YARDS

Bourne set a single-season high with 800 receiving yards and 55 receptions in 2021. His previous high was 667 yards on 47 receptions in 2020 with San Francisco.



PATRIOTS OFFENSIVE NOTES

OL TRENT BROWN

BACK IN NEW ENGLAND

- When the Patriots acquired Trent Brown in 2021 via trade for the second time, he became the fourth NFL player since 1980 to be traded to the same team multiple times.

PLAYERS TRADED MULTIPLE TIMES TO SAME TEAM (SINCE 1980)

PLAYER	TEAM	TRADE #1	TRADE #2
Walter White	Arizona	1980	1980
Mark Hermann	Indianapolis	1983	1988
Jerome Harrison	Philadelphia	2010	2011
Trent Brown	New England	2018	2021



RB DAMIEN HARRIS

BACK-TO-BACK RUSHING AVERAGE

- Damien Harris averaged 5.04 yards per carry in 2020 and 4.6 yards per carry in 2021 for a two-year total of 4.8 yards per carry. That total matches Craig James' mark of 4.8 from 1984-1985 for the best back-to-back average in team history.

BETTER THAN AVERAGE

- Harris averaged 5.04 yards per carry (137 rushing attempts for 691 yards) in 2020. Four other Patriots have finished with at least a 5.0-yard average (minimum 100 attempts) in a single season. Harris finished 2020 with the fourth-highest single-season rushing average in team history.



HIGHEST RUSH AVERAGE IN A SEASON/PATRIOTS HISTORY (MINIMUM 100 ATTEMPTS)

Player	Season	Attempts	Yards	Average
Don Calhoun	1976	129	721	5.59
Mosi Tatupu	1983	106	578	5.45
LeGarrette Blount	2013	153	772	5.05
Damien Harris	2020	137	691	5.04
Carl Garrett	1969	137	691	5.04

HARRIS SETS CAREER HIGH

Harris had 929 yards rushing with 15 TDs in 2021, moving past the 641 yards and 5 TDs he had in 2020. He tied for second in the NFL with the 15 touchdowns in 2021.

HARRIS SCORES ON A CAREER-LONG TOUCHDOWN RUN

Harris scored on a career-long 64-yard touchdown run in the first quarter at Buffalo (12/6/21). Harris' previous long was a 41-yard run on Oct. 5, 2020 at Kansas City. It is the longest run and longest touchdown run by the Patriots in the regular season since a 70-yard touchdown run by Curtis Martin on Sept. 21, 1997 vs. Chicago. LeGarrette Blount had a 73-yard touchdown run vs. Indianapolis on Jan. 11, 2014 in an AFC Divisional Playoff Game.

FOURTH-HIGHEST RUSHING AVERAGE IN A SINGLE GAME

Harris finished with 111 yards on 10 carries for an 11.1-yard average at Buffalo (12/6/21). Harris' 11.1 average is the fourth-highest among all Patriots running backs in a single game with at least 10 rushing attempts.

HARRIS 100 YARDS RUSHING

Harris had his fifth 100-yard rushing game of the 2021 season after finishing with 103 yards on 18 attempts vs. Buffalo (12/26). Since 1970, only Curtis Martin (9 in 1995) and Corey Dillon (9 in 2004) have had more than five 100-yard games in a season for the Patriots. John Stephens also had five 100-yard games in 1988.

HARRIS REACHES DOUBLE-DIGIT RUSHING TOUCHDOWNS

Harris had 15 rushing touchdowns and became the 12th New England player to reach double-digit rushing touchdowns in a season. He joined LeGarrette Blount, Curtis Martin, Corey Dillon, BenJarvus Green-Ellis, Steve Grogan, Cam Newton, Stevan Ridley, Antowain Smith, Horace Ivory, Jim Nance and Tony Collins as the Patriots players to reach 10 rushing touchdowns in a season. Harris is the first Patriot to reach double-digits in rushing touchdowns since LeGarrette Blount set the team mark with 18 during the 2016 season.

HARRIS AT 15

Harris' 15 rushing touchdowns are the most by a Patriots player in his first or second season. Curtis Martin had 14 in 1995 and 1996.

MOST RUSHING TDS/SEASON IN PATRIOTS HISTORY

Tds	Player, Year
18	LeGarrette Blount, 2016
15	Damien Harris, 2021
14	Curtis Martin, 1996
14	Curtis Martin, 1995

MOST RUSHING TDS IN 2021

Player	Tds
Jonathan Taylor	18
Damien Harris	15
James Conner	15



PATRIOTS OFFENSIVE NOTES

TE HUNTER HENRY

BREAKING PERSONAL BESTS

- Hunter Henry set a single season career-high mark with 9 receiving touchdowns in 2021. He tied for the NFL lead among tight ends.



MOST RECEIVING TOUCHDOWNS BY TIGHT ENDS IN 2021

Player	Team	Receiving TDs
Hunter Henry	New England	9
Mark Andrews	Baltimore	9
Travis Kelce	Kansas City	9
Dawson Knox	Buffalo	9

QB MAC JONES

JONES BECOMES 12TH ROOKIE QUARTERBACK TO LEAD TEAM TO WINNING RECORD

Mac Jones is the 12th rookie quarterback to lead his team to a winning record and the eighth to lead his team to 10 or more wins during his rookie season.



MOST WINS BY A ROOKIE QUARTERBACK (SINCE 1970)

PLAYER	YEAR	WINS
Dak Prescott	2016	13
Ben Roethlisberger	2004	13
Andrew Luck	2012	11
Russell Wilson	2012	11
Matt Ryan	2008	11
Joe Flacco	2008	11
Mac Jones	2021	10
Kyle Orton	2005	10
Robert Griffin III	2012	9
Andy Dalton	2011	9
Chris Chandler	1988	9
Joe Ferguson	1973	9

JONES HAS MOST WINS BY A PATRIOTS ROOKIE QB

Jones' 10 wins are the most in a season by a Patriots rookie quarterback, surpassing the six wins by Jim Plunkett in 1971 and the five by Drew Bledsoe in 1993. Jones notched 10 wins while the rest of the 2021 rookie quarterback class won a combined 10 games.

JONES FINISHED ROOKIE NFL SEASON LEADING ROOKIE QBs IN PASSING YARDS

- Jones led all rookie quarterbacks with 3,801 passing yards in 2021, the fifth-highest total by a rookie quarterback

MOST PASSING YARDS BY ROOKIE QUARTERBACKS IN 2021

Player	Passing Yards
Mac Jones.....	3,801
Trevor Lawrence.....	3,641
Davis Mills.....	2,664

MOST PASSING YARDS IN A SEASON BY A ROOKIE QB

Passing Yds	Player – Team	Year
4,374	Andrew Luck – Indianapolis	2012
4,336	Justin Herbert – LA Chargers	2020
4,051	Cam Newton – Carolina	2011
4,042	Jameis Winston – Tampa Bay	2015
3,801	Mac Jones – New England	2021
3,782	Carson Wentz – Philadelphia	2016
3,739	Peyton Manning – Indianapolis	1998
3,725	Baker Mayfield – Cleveland	2018
3,722	Kyler Murray – Arizona	2019
3,667	Dak Prescott – Dallas	2016
3,641	Trevor Lawrence – Jacksonville	2021

JONES FINISHES SEASON WITH 22 TOUCHDOWNS

- Jones finished with 22 touchdowns, the eighth-highest ever for a rookie quarterback.

MOST TOUCHDOWNS BY ROOKIE QUARTERBACKS IN 2021

Player	TDs
Mac Jones.....	22
Davis Mills.....	16
Trevor Lawrence.....	12

MOST PASSING TOUCHDOWNS BY A ROOKIE QB IN NFL HISTORY

Player (Team)	TDs	Year
Justin Herbert (Chargers)	31	2020
Baker Mayfield (Browns)	27	2018
Peyton Manning (Colts)	26	1988
Russell Wilson (Seahawks)	26	2012
Daniel Jones (Giants)	24	2019
Dak Prescott (Cowboys)	23	2016
Andrew Luck (Colts)	23	2012
Mac Jones (Patriots)	22	2021
Jameis Winston (Buccaneers)	22	2015

JONES MOVES UP IN PASS COMPLETIONS AMONG ROOKIE QUARTERBACKS

- Jones completed 352 passes in 2021, the fifth-best for a rookie quarterback.

MOST COMPLETIONS IN A SEASON BY A ROOKIE QUARTERBACK

Player	Completions
Justin Herbert (Chargers in 2020).....	396
Carson Wentz (Eagles in 2016).....	379
Trevor Lawrence (Jaguars in 2021).....	359
Sam Bradford (Rams in 2010).....	354
Mac Jones (Patriots in 2021).....	352
Kyler Murray (Cardinals in 2019).....	349
Derek Carr (Raiders in 2014).....	348
Andrew Luck (Colts in 2012).....	339

JONES RECORDS SECOND BEST COMPLETION PERCENTAGE FOR A ROOKIE IN THE NFL

- Jones' completion percentage of 67.6 in 2021 was the second-best for a rookie quarterback. The best completion percentage for a season by a rookie quarterback belongs to Dak Prescott at 67.7 percent in 2016.

HIGHEST PASS COMPLETION PERCENTAGE BY A ROOKIE QB

Comp. Pct	Player, Team, Year
67.7.....	Dak Prescott, Dallas 2016
67.6.....	Mac Jones, New England 2021
66.6.....	Justin Herbert LA Chargers 2020
66.4.....	Ben Roethlisberger Pittsburgh 2004

JONES WINS FIRST SIX ROAD GAMES

Jones won his first six road games, joining Dak Prescott (6 in 2016) and Ben Roethlisberger (6 in 2004) as the only rookie quarterbacks to win each of their first six road games in league annals.

JONES IS FOURTH ROOKIE QB TO LEAD HIS TEAM TO A 7-GAME WINNING STREAK OR MORE

Jones helped lead the Patriots to seven straight wins. He is the fourth rookie quarterback in the Super Bowl era to lead his team to win at least seven consecutive games.

ROOKIE QBs TO WIN 6+ CONSECUTIVE GAMES / SB ERA

PLAYER	YEAR	WINNING STREAK
Ben Roethlisberger (Pittsburgh)	2004	13
Dak Prescott (Dallas)	2016	11
Kyle Orton (Chicago)	2005	8
Mac Jones (New England)	2021	7
Mike Kruczek (Pittsburgh)	1976	6
Vince Young (Tennessee)	2006	6
Robert Griffin III (Washington)	2012	6

HIGH COMPLETION PCT.

Jones made his first NFL start in the season-opener vs. Miami on Sept. 12 and completed 29-of-39 passes for 281 yards with one touchdown for a completion percentage of 74.4. That is the fourth-highest completion percentage by a rookie in Week 1 since 1970 (min. 10 attempts).

Date	Player	Att.	Comp.	PCT.
09/08/2019	Gardner Minshew (Jacksonville)	25	22	.880
09/13/2015	Marcus Mariota (Tennessee)	15	13	.867
09/10/2018	Sam Darnold (New York Jets)	21	16	.762
09/12/2021	Mac Jones (New England)	39	29	.744
09/05/1993	Rick Mirer (Seattle)	27	20	.741

JONES - FIRST NFL QB WITH 70-PLUS COMPLETION PERCENTAGE IN FIRST TWO GAMES

Jones followed a 74.4 completion percentage in the opener against Miami by completing 73.3 percent of his passes (22-of-30 passes) for 186 yards at the N.Y. Jets (9/19). He is the first quarterback with a 70-plus completion percentage in each of his first two games (min. 10 attempts in each game). He has now completed over 70 percent of his passes in nine of his first 16 NFL games. He tied Dak Prescott for the most such games by a rookie quarterback in a season.

JONES COMPLETES 19 CONSECUTIVE PASSES TO TIE TEAM MARK

Jones completed 19 straight passes during a stretch from the second quarter to the fourth quarter vs. Tampa Bay on Oct. 3, tied for the longest streak in team history. Tom Brady had a streak of 19 consecutive completions in Week 1 of the 2015 season vs. Pittsburgh. The streak of 19 consecutive completions is the most by a rookie in at least the last 40 years.

JONES BECOMES 13TH ROOKIE QUARTERBACK TO REACH 300 COMPLETIONS

Jones became the 13th rookie quarterback to reach 300 completions in a season and finished with 352 completions

JONES TIES RECORD FOR MOST COMPLETIONS BY A ROOKIE IN FIRST FIVE STARTS

Jones tied Joe Burrow (135 completions in 2020) for the most completions by a rookie quarterback in his first five starts in NFL history.

ROOKIE QUARTERBACKS WITH THE MOST COMPLETIONS IN THEIR FIRST FIVE STARTS

Player	Team	Season	Completions
Mac Jones	New England	2021	135
Joe Burrow	Cincinnati	2020	135
Kyler Murray	Arizona	2019	126
Justin Herbert	L.A. Chargers	2020	124

JONES FINISHES WITH AN 80 PERCENT PASS COMPLETION FOR SECOND STRAIGHT WEEK

Jones completed 22-of-26 passes for an .846 pass completion percentage at Atlanta (11/18/21). It is tied for the fourth-best in team history. Jones was 19-of-23 for an .826 completion percentage vs. Cleveland on Nov. 14, the sixth-highest in team history. Jones is the first rookie quarterback in NFL history and the first New England player to ever complete at least 80 percent of his passes in back-to-back games (min. 20 attempts). The NFL record for most 80 percent completion games (min. 20 attempts) in a season is four by Drew Brees in 2018 and Kirk Cousins in 2019.

3-TOUCHDOWN PERFORMANCE

- Jones had his first career three-touchdown performance against Cleveland on Nov. 14 and also had three touchdowns vs. Jacksonville (01/02). He had seven games in 2021 with at least two touchdowns. The NFL record for most games with at least two touchdown passes by a rookie quarterback is Justin Herbert of the Los Angeles Chargers with 10 games in 2020.

JONES BECOMES 15TH ROOKIE QUARTERBACK TO REACH 3,000 PASSING YARDS AND 20 TDS

Jones is the 15th rookie quarterback to reach 3,000 passing yards and 20 touchdown passes and now has 3,801 passing yards with 22 touchdowns

OFFENSIVE ROOKIE OF THE MONTH

Jones was named Offensive Rookie of the Month for November by the National Football League. Jones is the first Patriots rookie to receive a rookie of the month honor since DL Chandler Jones in September of the 2012 season. Jones led the Patriots to a perfect record in November, completing 76-of-99 passes for 854 yards and seven touchdown passes. He completed 76.8 percent of his passes and had a quarterback rating of 117.2.

WR JAKOBI MEYERS

WHAT TO LOOK FOR IN 2021

- WR Jakobi Meyers (168 receptions for 1,954 yards) has the most career receptions and receiving yards by any undrafted Patriots receiver that began his career with the team. His 59 receptions for 729 yards in 2020 were also the most in a single season by a rookie free agent that was originally signed by the team. He surpassed that number with 83 receptions and 866 receiving yards in 2021 for the best statistical receiving season for an undrafted Patriots receiver.

A SPECIAL BIRTHDAY PERFORMANCE

- Meyers set career highs on his 24th birthday (11/09/20) with 12 receptions for 169 yards in a win over the New York Jets. The 12 receptions were the most by a Patriot since Julian Edelman caught 13 passes at Miami on Dec. 15, 2013.





PATRIOTS OFFENSIVE NOTES

MEYERS MAKES HIS MARK

- Meyers has the most receptions and receiving yards for any undrafted player who signed with the Patriots as an undrafted free agent.

MOST RECEPTIONS & YARDS BY AN UNDRAFTED PATRIOT (SINCE 1970)

Player	Seasons	Rec.	Yds	Avg.	TDs
Jakobi Meyers	2019-21	168	1,954	11.6	2
Brandon Bolden	2012-17, 19	56	484	8.6	3
Will Moore	1995-96	46	539	11.7	1
Ray Crittenden	1993-94	44	672	15.3	4
Kenbrell Thompson	2013-14	38	519	13.7	4

MOST RECEPTIONS & YARDS BY AN UNDRAFTED PATRIOT (SINGLE SEASON SINCE 1970)

Player	Season	Rec.	Yds	Avg.	TDs
Jakobi Meyers	2021	83	866	10.4	2
Jakobi Meyers	2020	59	729	12.4	0
Will Moore	1995	43	502	11.7	1
Kenbrell Thompson	2013	32	466	14.6	4
Ray Crittenden	1994	28	379	13.5	3
Jakobi Meyers	2019	26	359	13.8	0

MEYERS JOINS ELITE CLUB

- Meyers, who threw touchdown passes in Weeks 10 and 17 in 2020, became the fourth wide receiver with two touchdown passes in a single season in the Super Bowl era, joining Rod Gardner (2003), Antwaan Randle El (2010) and Odell Beckham Jr. (2018).

MEYERS COMPLETES TWO PASSES IN ONE GAME

- Meyers completed two passes vs. Tampa Bay on Oct. 3, 2021. He caught a backwards pass from QB Mac Jones and then threw across the field to RB Brandon Bolden, who managed a 15-yard gain in the second quarter. He completed a 30-yard pass to WR Nelson Agholor in the fourth quarter on a flea flicker. The only other wide receiver to complete two passes in single game for New England was Julian Edelman vs. Denver on Oct. 18, 2020. The only other non-quarterbacks to complete two passes in a game for New England were running backs – Dick Christy on Nov. 18, 1960 vs. Dallas Texans and Andy Johnson on Sept. 6, 1981 vs. Baltimore Colts.

PERFECT PASSER RATING

- Meyers has completed 4-of-4 passes for 88 yards with two touchdown passes for a perfect 158.3 passer rating in his career.

MEYERS PASSES = REGULAR SEASON

- Nov. 15, 2020 vs. Baltimore – 1-for-1 for a 24-yard touchdown to RB Rex Burkhead (second quarter)
- Jan. 3, 2021 vs. N.Y. Jets – 1-for-1 for a 19-yard touchdown to QB Cam Newton (third quarter)
- Oct. 3, 2021 vs. Tampa Bay 2-for-2 for 45 yards (15 yards to RB Brandon Bolden (second quarter) and 30-yards to WR Nelson Agholor (fourth quarter).

POSITIONAL SWITCH AND A CHANCE MEETING

- Meyers and Cam Newton were teammates in 2020, but the wide receiver and former quarterback looked up to Newton and had a chance meeting with him while at an impressionable age. "When I was younger in high school, I made [Newton's] 7-on-7 team – his all-star team – and we traveled to Florida to play in a league," Meyers said. "We ended up losing, but it was still a great experience. It was a good experience to meet Cam when I was very young. A lot of guys where I come from look up to him, so that was definitely a once-in-a-lifetime opportunity for me."

MEYERS SCORES FIRST NFL TOUCHDOWN

- Meyers scored his first NFL touchdown on an 11-yard pass from QB Brian Hoyer in the fourth quarter against Cleveland (11/14/21). It was his 135th career reception. He has scored on three 2-points plays and thrown for two touchdown passes.

MEYERS USING HIS ARM

- Meyers threw two touchdown passes in 2020. He completed a 24-yard touchdown pass to RB Rex Burkhead vs. Baltimore (11/15) and a 19-yard touchdown pass to QB Cam Newton vs. N.Y. Jets (1/3). Overall, Patriots wide receivers completed four passes in 2020. WR Julian Edelman also completed two passes. The four pass completions by wide receivers are the most in team history. They have three so far in 2021.

MULTIPLE TDS FROM JAKOBI

- Meyers (two touchdown passes) became the third Patriots wide receiver to throw a touchdown pass under head coach Bill Belichick. David Patten threw a 60-yard touchdown pass on Oct. 21, 2001, at Indianapolis and WR Julian Edelman threw a 15-yard touchdown pass to WR Phillip Dorsett at Philadelphia on Nov. 17, 2019. Kendrick Bourne became the fourth to do so with a 25-yard touchdown to WR Nelson Agholor vs. N.Y. Jets on Oct. 24, 2021.

G SHAQ MASON

A FAMOUS NAMESAKE

- A noted sports fan and basketball enthusiast, Shaq's mother, Alicia McGuire, named her son Shaquille Olajuwon Mason in 1993 after her two favorite NBA stars at the time, Shaquille O'Neal and Hakeem Olajuwon. The Tennessee native had the opportunity to meet one of his namesakes at a Memphis Grizzlies game while O'Neal was a member of the Miami Heat, receiving a special meet-and-greet and having his jersey signed.



HELLO MY NAME IS





PATRIOTS DEFENSIVE NOTES

LB JA'WHAUN BENTLEY

2020 ACCOMPLISHMENTS

- LB Ja'Whaun Bentley set single-season career-highs with 91 tackles and 1½ sacks in 2020. He surpassed that total with 108 total tackles in 2021.



Ja'Whaun and his family were homeless starting his freshman year of high school, living with one set of grandparents, then the other, then an aunt. Ja'Whaun and his brother slept on couches and floors at times over the course of several years. Once Ja'Whaun entered the NFL, he was able to secure permanent housing for his family.

LB JAMIE COLLINS SR.

PATH TO THE NFL

- The road to the NFL was anything but easy for linebacker and 2013 second-round draft pick Jamie Collins Sr. The youngest of five siblings growing up in Quentin, Miss., Collins Sr. lost both of his parents when he was six years old and was raised by one of his sisters. Collins Sr. turned to football as an outlet to help him through the tough times.
- "It means a lot. It's my living," Collins Sr. told the Boston Herald. "It kept me on track." Collins Sr.'s resiliency in dealing with adversity has made a lasting impact on fellow Mississippi native and former Patriots teammate Stevan Ridley, who grew up 30 miles west of Meadville in Natchez, Miss., and got to know Collins through a family friend.
- "What I've known about him, he really has been a strong person," Ridley told the Herald in 2013. "Anybody that's gone through the things that he's gone through and still finds a way to be successful on the football field, you have to be mentally tough. That's what he's kind of done as a teammate here. He's come in here and accepted his role and done a pretty good job as a rookie."

SACKS AND PICKS

- Since entering the NFL in 2013, Collins is the only player in the NFL with at least 25 sacks and 10 interceptions. Collins has accumulated 26 ½ sacks and 12 picks during his career. He is the first player to accomplish the feat within his first 100 career games.

LB DONT'A HIGHTOWER

WINNER ON MULTIPLE LEVELS

- Dont'a Hightower (three Super Bowl championships and two national titles at Alabama) and Russell Maryland (two national championships at Miami and three Super Bowl Championships with Dallas) are the only two players in NFL history with at least two national championships and two Super Bowl wins.

MR. FEBRUARY

- Hightower has made two Super-Bowl altering plays during his career and was part of a record-setting performance in another. Head coach Bill Belichick referred to Hightower as "Mr. February" at the team's Super Bowl LIII ring ceremony.
- In Super Bowl XLIX vs. Seattle, Hightower made a crucial tackle on Seahawks RB Marshawn Lynch at the 1-yard line the play before CB Malcolm Butler intercepted Seattle QB Russell Wilson to seal the victory in the waning moments.
- New England trailed the Atlanta Falcons, 28-12, midway through the fourth quarter when Hightower strip-sacked Falcons QB Matt Ryan at the Atlanta 25-yard line. The fumble was recovered by the Patriots and the turnover led to a touchdown that helped spark the record comeback in Super Bowl LI.
- Led a defensive unit in the Super Bowl LIII win over the L.A. Rams (2/3/19). Hightower recorded two sacks and a pass defended as part of a stifling defense that became the second team in Super Bowl history to hold its opponent to just three points.





PATRIOTS DEFENSIVE NOTES

DB J.C. JACKSON

2021 ACCOMPLISHMENTS

- J.C. Jackson led the Patriots with nine interceptions in 2020. Jackson had eight interceptions in 2021. Jackson had 17 interceptions in back-to-back season and moved past Asante Samuel for the team record for most interceptions in consecutive seasons. Samuel picked off 10 passes in 2006 and six in 2007.
- Jackson has 25 interceptions since 2018, the most in the NFL over that span.



2021 ACCOMPLISHMENTS

- Jackson has 24 total takeaways (22 interceptions and two fumble recoveries) since 2019 to move past Ron Hall (1964-66 - 20 interceptions and two fumble recoveries) for the most takeaways in a three-year span by a Patriots player.

EXCLUSIVE INT CLUB

- Jackson became the fifth Patriot and first since Asante Samuel (2006-07) to net at least five interceptions in consecutive seasons. Jackson had eight picks in 2021 and is the third Patriots player with at least five interceptions in three straight seasons. He is the only NFL player to have at least five picks in the last three seasons.

MOST CONSECUTIVE SEASONS WITH 5+ INTERCEPTIONS

Player	INTs (Year)	INTs (Year)	INTs (Year)
Ron Bolton	6 (1973)	7 (1974)	5 (1975)
Mike Haynes	8 (1976)	5 (1977)	6 (1978)
J.C. Jackson	5 (2019)	9 (2020)	8 (2021)
Raymond Clayborn	5 (1979)	5 (1980)	
Asante Samuel	10 (2006)	7 (2007)	

ACTION JACKSON

- Jackson has the most interceptions since entering the NFL in 2018 with 25. He has four games with two interceptions, including two games in 2021 with two - at the New York Jets on Sept. 19, 2021 and at Carolina on Nov. 7, 2021. Jackson led the NFL in 2020 with 11 total takeaways (nine interceptions and two fumble recoveries).

MOST INTERCEPTIONS SINCE 2018

Player	Team	Interceptions
J.C. Jackson	New England	25
Xavien Howard	Miami	23
Justin Simmons	Denver	17
Quandre Diggs	DET/SEA	16
Kevin Byard	Tennessee	15
Tyrann Mathieu	HOU/KC	15

JACKSON SETS TEAM PICK RECORD

- Jackson set a team record in the win over Baltimore (11/15/20) with an interception in his fifth consecutive game. Devin McCourty and Mike Haynes held the previous record with picks in four straight games.

MOST CONSECUTIVE GAMES WITH AN INT IN PATRIOTS HISTORY

- 5- J.C. Jackson (10/18/20 - 11/15/20)
- 4- Devin McCourty (09/08/19 - 09/29/19)
- 4 - Mike Haynes (11/07/76-11/28/76)

JACKSON TAKETH AWAY

- With fumble recoveries in back-to-back contests in Weeks 3 & 4, followed by an interception in five consecutive games, Jackson had a takeaway in seven straight contests in 2020. That mark is a franchise record and is one short of the NFL record for most consecutive games with a takeaway.

MOST CONSECUTIVE GAMES WITH A TAKEAWAY (SINCE 1970 MERGER)

Player	Team	Season	Games
Mark Murphy	Washington	1980	8
Al Richardson	Atlanta	1981	8
J.C. Jackson	New England	2020	7
Chris Dishman	Houston Oilers	1991	7

J.C. HAS TAKEAWAY RECORD UNDER BELICHICK

- DB Ron Hall set a Patriots franchise record in 1964 with 13 takeaways (11 interceptions & two fumble recoveries) in a single season. J.C. Jackson recorded nine interceptions and recovered two fumbles for an NFL-leading 11 takeaways in 2020. He passed CB Asante Samuel (10 interceptions) for the record for most takeaways in a single season under Bill Belichick as Patriots head coach. His nine interceptions were tied for third-most in a single season in team history.

MOST TAKEAWAYS BY A PATRIOT UNDER BILL BELICHICK

Player	Year	Takeaways	Interceptions	Fumble Recoveries
J.C. Jackson	2020	11	9	2
Asante Samuel	2006	10	10	0
Kyle Arrington	2011	8	7	1

MOST INTS IN A SINGLE SEASON IN PATRIOTS HISTORY

Player	Season	Interceptions
Ron Hall	1964	11
Asante Samuel	2006	10
J.C. Jackson	2020	9
Ty Law	1998	9
J.C. Jackson	2021	8
Ronnie Lippett	1986	8
Mike Haynes	1976	8

J.C. JACKSON HAS A PICK AGAINST JETS FOR FOURTH STRAIGHT GAME

Jackson registered his first interception of the 2021 season when he intercepted a Zach Wilson pass in the first quarter to give the Patriots a first down at the Jets 35-yard line at the NY Jets (9/19). It was his third straight pick against the Jets after intercepting a pass in both Jets games in 2020. He also picked off a pass in the second Jets game (10/24) in 2021 for his fourth straight game against the Jets with a pick to join Baltimore's Eric Waddle, who had four interceptions against Cleveland (2016-17) as the last player to accomplish the feat.

JACKSON HAD TWO PICKS IN A GAME FOR FOURTH TIME IN HIS CAREER

Jackson had two interceptions at Carolina on Nov. 7, 2021, his fourth time recording two interceptions in a game and the second time in 2021. He had two picks at the N.Y. Jets (9/19). He also had two picks at Buffalo on Sept. 29, 2019 and two picks at Cincinnati on Dec. 15, 2019.

JACKSON HAD FIRST PICK SIX

Jackson returned an interception 88 yards for a touchdown in the win at Carolina on Nov. 7, 2021. It is the sixth-longest interception return in team history.



PATRIOTS DEFENSIVE NOTES

JACKSON RETURNS PICK 88 YARDS FOR A TOUCHDOWN

Jackson returned a third quarter interception 88 yards for a touchdown for his first career score at Carolina (11/7/21). It was the second straight week that the Patriots scored on an interception return following Adrian Phillips' pick six at the LA Chargers (10/31). It is also the sixth-longest return in team history. Jackson's previous longest return was 30 yards vs. Denver on Oct. 18, 2020.

JACKSON HAS 25 INTERCEPTIONS THROUGH FIRST FOUR SEASONS

Jackson has 25 interceptions through his first four NFL seasons, passing Mike Haynes (22) for the most through a player's first four seasons with the Patriots. Jackson's 25 career interceptions are tied with Lester Hayes and Everson Walls for the most interceptions by a player in his first four seasons since 1970.

JACKSON SETS CAREER HIGH WITH 23 PASSES DEFENSED

Jackson finished first in the NFL with 23 passes defended in 2021 and surpassed his previous career high of 14 passes defended set in 2020.

JACKSON MOVES INTO TOP TEN

Jackson secured his 25th interception to move out of a tie with Ronnie Lippett and Nick Buoniconti for 9th place on the Patriots all-time interception list. Maurice Hurst is in 8th place with 27 interceptions.

JACKSON HAS HIGHEST TWO-YEAR INTERCEPTION TOTAL IN TEAM HISTORY

Jackson increased his two-year interception total to 17 (9 in 2020 and 8 in 2021) to move past Asante Samuel (16) - (10 in 2006 and 6 in 2007) for the most interceptions in consecutive seasons for the Patriots.

AFC PLAYER OF THE MONTH

Jackson was named AFC Defensive Player of the Month for November. It is the first NFL honor for Jackson and the first AFC Defensive Player of the Month honor for the Patriots since 2019 when Stephon Gilmore (October) and DB Devin McCourty (September) won the award. Jackson helped New England finish the month of November with a perfect 4-0 record behind a defense that allowed just 26 points (6.5 points per game), including all four games without allowing a point in the second half. Jackson had four interceptions in November, including an 88-yard interception return for a touchdown in the third quarter of the victory at Carolina on Nov. 7.

JACKSON BECOMES 8TH PATRIOTS DEFENSIVE PLAYER TO REACH 20 PASSES DEFENSED

Jackson led the NFL with a career-high 23 passes defended. He is the 8th Patriots defensive player to reach 20 passes defended in a season.

MOST PASSES DEFENSED IN A SINGLE SEASON IN PATRIOTS HISTORY

Player	Passes Defended
Ty Law (1998)	27
Asante Samuel (2006)	24
J.C. Jackson (2021)	23
Maurice Hurst (1994)	23
Ty Law (2003)	23
Tyrone Pool (2003)	21
Stephon Gilmore (2019)	20
Stephon Gilmore (2018)	20

LB MATTHEW JUDON

REPRESENTING FAMILY

• Matthew Judon wore jersey #99 during his five seasons with the Baltimore Ravens but chose jersey #9 upon joining New England in 2021.

• Said Judon, "I'm one of 10 children, so I got nine siblings. Every time I go out there, I represent them. I like nine. That's one of the reasons I rock it. Ninety-nine was taken, so I chose to use the new rule and getting on it."



LB MATT JUDON HAS EIGHTH TWO-SACK GAME; SECOND OF THE 2021 SEASON

• Judon had two sacks in a three-play sequence in the second quarter at Houston (10/10/21). It is the 8th time in his career that he has had a multi-sack game and second time in 2021. He had 2 ½ sacks vs. New Orleans on Sept. 26. His career-best is 3 sacks vs. Oakland on Nov. 25, 2018, when he played for Baltimore.

JUDON SETS TEAM RECORD FOR MOST SACKS IN FIRST FIVE GAMES

• Judon set a team record with 6 ½ sacks through the first five games. The previous record was 5 ½ sacks by Chandler Jones in 2015 and Andre Tippett in 1984.

JUDON SETS CAREER-HIGH BY REACHING DOUBLE-DIGIT SACKS

• Judon reached double-digit sacks for the first time in his career after a 9-yard sack of QB Matt Ryan in the second quarter at Atlanta (11/18/21) pushed his season total to 10 ½ sacks. It is the 17th time that the Patriots have had a player reach 10 or more sacks in a season. Judon's previous best was 9 ½ in 2019 with Baltimore. He finished the year with 12 ½ sacks and is tied with Chandler Jones (2015) and Mike Vrabel (2007) for the most sacks in a season by a Patriots player under Bill Belichick.

PATRIOTS 10-PLUS SACK SEASONS

Sacks	Player	Year
12.0	Tony McGee	1977
10.0	Bobby Hamilton	1977
11.5	Tony McGee	1978
10.5	Tony McGee	1979
18.5	Andre Tippett	1984
16.5	Andre Tippett	1985
10.0	Garin Veris	1985
11.0	Garin Veris	1986
12.5	Andre Tippett	1987
11.0	Willie McGinest	1995
12.5	Mike Vrabel	2007
10.0	Tully Banta-Cain	2009
10.0	Mark Anderson	2011
10.0	Andre Carter	2011
11.5	Chandler Jones	2013
12.5	Chandler Jones	2015
12.5	Matthew Judon	2021

DB DEVIN McCOURTY

INCHING CLOSER

- Devin McCourty is fourth all-time in New England history with 37 total takeaways. He needs three total takeaways to join Raymond Clayborn (44), Fred Marion (42) and Ty Law (40) as the only players in team history with 40 total takeaways.
- McCourty is tied with Ty Law for the second-most Pro Bowl invitations as a Patriots defensive back with four. Only CB Mike Haynes (6) had more Pro Bowl nods as a Patriots defensive back.
- McCourty tied for fourth in the NFL with five interceptions in 2019, his third career season with five-plus interceptions. That mark tied Marcus Peters and Earl Thomas for most seasons with five-plus interception seasons since 2010. Additionally, McCourty's 31 regular season interceptions since he entered the league in 2010 are tied for the second-most in the NFL over that span.
- McCourty has played in 188 career regular season games, the 10th-most games in New England history.



HAS STARTED EVERY GAME THAT HE HAS PLAYED.



FOUR-TIME PRO BOWL SELECTION

1 OF 7

PLAYERS IN NFL HISTORY TO START IN AT LEAST FIVE SUPER BOWLS

11

HAS BEEN VOTED A TEAM CAPTAIN 10 TIMES.

2021 ACCOMPLISHMENTS

- McCourty (31) became the third Patriots player to reach 30 interceptions with his pick at Atlanta on Nov. 18, 2021. He is third on the all-time interception, behind Ty Law (36) and Raymond Clayborn (36).
- McCourty has 515 interception return yards in his regular season career and became the third Patriot with 500 return yards at the NY Jets (9/19).

NFL INTERCEPTION LEADERS SINCE 2010

Player	Team(s)	Interceptions
Richard Sherman	SEA/SF/TB	37
Devin McCourty	New England	31
Reggie Nelson	CIN/OAK	31
Marcus Peters	KC/LAR/BAL	31
Earl Thomas III	SEA/BAL	30
Joe Haden	CLE/PIT	29
Harrison Smith	Minnesota	29
Patrick Peterson	Arizona/Minnesota	29

MOST TAKEAWAYS IN PATRIOTS HISTORY

Player	Total Takeaways
Raymond Clayborn	44 (36 INT, 8 opp rec)
Fred Marion	42 (29 INT, 13 opp rec)
Ty Law	40 (36 INT, 4 opp rec)
Devin McCourty	37 (31 INT, 6 opp rec)
Roland James	36 (29 INT, 7 opp rec)
Mike Haynes	35 (28 INT, 7 opp rec)

THE MOST IMPORTANT ABILITY IS AVAILABILITY

- McCourty has played in the most defensive snaps since he entered the NFL in 2010 with 11,446 defensive snaps. Malcolm Jenkins (New Orleans and Philadelphia) is second with 11,407 defensive snaps.

MCCOURTY-TD

- McCourty has four career touchdowns following a return of a blocked field goal for a touchdown at L.A. Chargers (12/6/20) and his 43-yard interception return for a touchdown at Seattle (9/20/20). McCourty also had an 84-yard interception return for a touchdown at Buffalo in 2018 and a 104-yard kickoff return vs. N.Y. Jets in 2012.

IN GOOD COMPANY

- McCourty earned Associated Press All-Pro Second Team honors at safety in 2013 and 2016. He also earned Second Team All-Pro Honors as a rookie in 2010 when he played cornerback. McCourty joined Pro Football Hall of Famers Rod Woodson and Ronnie Lott as the only NFL players to earn All-Pro honors at both safety and cornerback.

MCCOURTY IS TIED FOR FOURTH-MOST POSTSEASON STARTS IN NFL HISTORY

- McCourty tied Brett Favre and Gene Upshaw for the fourth-most post-season starts with 24.

MOST POSTSEASON STARTS IN NFL HISTORY

Player	Team/s	Starts
Tom Brady	NE/TB	47
Jerry Rice	SF/OAK/SEA	29
Peyton Manning	IND/DEN	27
Devin McCourty	New England	24
Brett Favre	GB/MIN	24
Gene Upshaw	Oakland	24
Joe Montana	SF/KC	23
Larry Cole	Dallas	23



PATRIOTS DEFENSIVE NOTES

DB JALEN MILLS

THE RISE OF THE GREEN GOBLIN

• Jalen Mills has embraced his nickname "The Green Goblin." The origins of the nickname started out as a joke during his rookie season with Philadelphia when he dyed his hair green. Mills is not sure whether it was a coach or the media but the spiderman villain nickname was inspired and took off with the fans.

• Said Mills, "It just kind of came from my rookie year and then just throughout my years playing for the Eagles, my style of play. That's what I get it from. It's kind of something that I stuck with."



DB ADRIAN PHILLIPS

VERSATILITY

• "I'm one of the guys that when you ask me what position I play, I say 'defense.' I want to be able to line up everywhere, and most importantly, I want to be able to produce everywhere."

• Began his career in 2014 in San Diego focusing on special teams and was selected to his first Pro Bowl in 2018 as a special teamer. His 2018 Pro Bowl berth was the only one that Matthew Slater did not get voted in since 2011.

• Started all 16 games at safety last year for the Patriots and led the team in tackles with a career-high 107.

• Phillips scored his first career touchdown on a 26-yard interceptions return at LA Chargers (10/31/21). He has a career-high of four picks in 2021.



ADRIAN PHILLIPS HAS FIRST CAREER PICK SIX

Phillips picked off a fourth quarter pass from QB Justin Herbert and returned it 26 yards for a touchdown at the L.A. Chargers on Oct. 31. It is Phillips' first career touchdown. It is the Patriots first interception returned for a touchdown since DB Devin McCourty returned a pick 43 yards for a touchdown at Seattle on Sept. 20, 2020. He was named AFC Defensive Player of the Week for his performance.

PHILLIPS HAS FIRST CAREER TWO-INTERCEPTION GAME

Phillips finished with two interceptions against the Chargers. He also picked off Herbert in the second quarter. He earned AFC Defensive Player of the Week honors for his effort.

LB KYLE VAN NOY

LB KYLE VAN NOY HAS FIFTH CAREER GAME WITH AT LEAST TWO SACKS

LB Kyle Van Noy had two second quarter sacks with a 3-yard sack and a 13-yard sack of Atlanta QB Matt Ryan (11/18/21). It is his fifth career two-sack game. Four of his two sack games came while he played for the Patriots. He had two sacks on Oct. 15, 2017 at the New York Jets, Oct. 29, 2018 at Buffalo and Sept. 29, 2019 at Buffalo. He had a career-high three sacks on Dec. 6, 2020 vs. Cincinnati while he played for Miami. It's the third time in 2021 the Patriots had a player finish with at least two sacks. Matthew Judon has had two multiple sack games in 2021.



VAN NOY SCORES ON AN INTERCEPTION

Van Noy intercepted QB Matt Ryan in the fourth quarter and returned the pick 35 yards for a touchdown at Atlanta (11/18/21). It is his first pick six and fourth career touchdown. He scored touchdowns when he returned a blocked punt at Chicago (10/21/18), returned a fumble for a touchdown vs. NY Jets (12/30/18) and returned a fumble for a touchdown 22 yards vs. NY Giants (10/10/19).





PATRIOTS SPECIAL TEAMS NOTES

P JAKE BAILEY

BAILEY SETS TEAM RECORD

Jake Bailey finished first in the NFL with 45.6 net yards per punt in 2020, a new single-season team record. The previous record was 41.5 by Zoltan Mesko in 2011. His gross punt average of 48.7 is also a team record, besting the 46.5 gross average by Mesko in 2011. His 45.6 net yards per punt is second all-time in NFL history in a single season to the 46.0 net average by Johnny Hekker in 2016 with the Rams.

DIMINISHING [PUNT] RETURNS

Bailey's punting in 2020 allowed a total of just 71 punt return yards on 12 returns. It is the fewest punt return yards allowed by the Patriots in team history and the seventh-fewest punt return yards allowed in a season in NFL history. The 12 punt returns allowed are third in NFL history and team history to the 11 by New England in 2008.

FEWEST PR YARDS ALLOWED IN A SEASON

Season	Team	PR Yards Allowed
2020	New Orleans	46
2008	Atlanta	49
1991	Buffalo	53
1997	Atlanta	55
2021	L.A. Rams	60
2018	New Orleans	60
2020	New England	71

FEWEST PR YARDS ALLOWED IN TEAM HISTORY

Season	PR Yards Allowed
2020.....	71
2007.....	75
2017.....	105
2001.....	124
2016.....	134
1973.....	152

FEWEST PUNT RETURNS ALLOWED IN A SEASON

Season	Team	Punt Returns Allowed
2021	L.A. Rams	9
2008	New England	11
2020	New England	12
2018	New Orleans	12
2018	L.A. Rams	12
2007	New England	14

DB JUSTIN BETHEL



SPECIAL IN TACKLES

Justin Bethel reached double-digit special teams tackles in each of his first nine NFL seasons. Bethel led the team with 14 special teams tackles in 2020. He finished the 2021 season with 8 special teams tackles.

DB CODY DAVIS

CODY DAVIS IS SPECIAL


Cody Davis had a single-season personal high with a team-leading 15 special teams tackles, tied for the third-most in 2021. It is the third time in his career that he has reached double-digit special teams tackles. Davis had 10 special teams tackles in 2015 with St. Louis and 10 special teams tackles in 2018 with Jacksonville.



WR GUNNER OLSZEWSKI

PUNT RETURN RECORD

Gunner Olszewski finished first in the NFL with a 17.3-yard punt return average (20 returns for 346 yards and one touchdown) in 2020. It is the highest return average in Patriots history and the second-highest in the NFL since 1970. Olszewski is the fourth Patriots player to lead the league in punt return average. Danny Amendola led the NFL with a 12.0-yard average in 2015, Troy Brown led in 2001 with a 14.2-yard average and Irving Fryar tied for the NFL lead with a 14.1-yard average in 1985. Olszewski tied for second in the NFL in 2021 with Jakeem Grant Sr. (Miami-Chicago) with an 11.9 punt return average, behind the 13.8-yard average by Devin Duvernay of Baltimore.



HIGHEST PUNT RETURN AVERAGE IN A SINGLE SEASON (SINCE 1970 MERGER) (MIN. 20 RETURNS)

Player	Team	Season	PR Avg.
Leodis McKelvin	Buffalo	2012	18.7
Gunner Olszewski	New England	2020	17.3
Devin Hester	Chicago	2010	17.1

OLSZEWSKI SCORES FIRST NFL TD ON A PUNT RETURN

Olszewski scored his first NFL touchdown on a 70-yard punt return at the L.A. Chargers on Dec. 6, 2020. It was the first punt return for a touchdown for New England since WR Julian Edelman returned a punt 84 yards vs. Denver on Nov. 2, 2014. Olszewski's return came on the heels of an 82-yard punt return for a touchdown that was called back due to a penalty in the previous game.

NO. 2 ON SINGLE GAME LIST

Olszewski finished with 145 punt return yards in the win at the L.A. Chargers (12/6/20), the second-most ever by a Patriot in a single game.

MOST PR YARDS IN A SINGLE GAME IN PATRIOTS HISTORY

Player	Game	PR Yards
Mike Haynes.....	vs. Buffalo - Nov. 7, 1976.....	156
Gunner Olszewski....	at L.A. Chargers - Dec. 6, 2020.....	145



PATRIOTS SPECIAL TEAMS NOTES

GUNNER GOES LONG TWICE

Olszewski scored on a 70-yard punt return touchdown and had a 61-yard return in the Patriots win at the L.A. Chargers on Dec. 6, 2020. He is the first player in Patriots history with two punt returns of at least 60 yards in a single game and the first NFL player to do so since Indianapolis RB Nyheim Hines had 84 and 71-yard punt return touchdowns vs. Carolina on Dec. 22, 2019. Before Olszewski, the two longest punt returns in a single game for the Patriots was Julian Edelman on Nov. 18, 2012, vs. Indianapolis with a 68-yard punt returned for a touchdown and a 49-yard return.

MULTIPLE LONG PUNT RETURNS IN A SINGLE GAME IN PATRIOTS HISTORY

Player	Opponent	Date	PR Yards	Returns
Gunner Olszewski	at L.A. Chargers	12/6/20	131	70t, 61
Julian Edelman	vs. Indianapolis	11/18/12	117	68, 49

GAME BALL TO GUNNER

Olszewski scored his first touchdown reception on a career-long 38-yard pass in the win at the L.A. Chargers on Dec. 6, 2020. Olszewski joined Julian Edelman (vs. Denver in 2014 and vs. Indianapolis in 2012), Stanley Morgan (vs. Baltimore in 1979) and Irving Fryar (vs. Indianapolis in 1985) as the only Patriots with a punt returned touchdown and a touchdown reception in the same game.

GUNNER OLSZEWSKI GOES LONG THREE TIMES

Olszewski had three 20-yard punt returns at the L.A. Chargers on Oct. 31, 2021 with a 20-yard return, a 21-yard return and a 27-yard return. The last NFL player with three punt returns of 20 or more yards in a single game was Nyheim Hines of Indianapolis on Dec. 22, 2019 vs. Tennessee. The last New England player to do so was Troy Brown on Sept. 11, 2000 at the New York Jets (31, 21 and 38-yard returns).

OLSZEWSKI MOVING UP TO HISTORIC RECORD

Olszewski has returned 66 punts for 834 yards for a 12.6-yard punt return average. The NFL uses 75 punt returns to qualify for the NFL record, which is 12.8 yards per return by George McAfee.

HIGHEST PUNT RETURN AVERAGE IN THE NFL (75 RETURNS)

Player	Punt Return Avg.	Years
George McAfee (Chicago)	12.8 (112-1,431)	(1940-41, 45-50)
Jack Christiansen (Detroit)	12.8 (85-1,084)	(1951-58)
Claude Gibson (SD, OAK)	12.6 (110-1,381)	(1961-65)
Bill Dudley (PITT, DEN, WAS)	12.2 (124-1,515)	(1942-53)
Rick Upchurch (DEN)	12.1 (248-3,008)	(1975-83)

HIGHEST PUNT RETURN AVERAGE IN PATRIOTS HISTORY (20 RETURNS)

12.6 – Gunner Olszewski
12.0 – Mack Herron
11.3 – Carl Garrett
11.2 – Julian Edelman

WR MATTHEW SLATER

2021 ACCOMPLISHMENTS

- Matthew Slater earned his 10th Pro Bowl invitation in 2021, extending his NFL record for most Pro Bowl selections as a special teamer. Slater has the second-most Pro Bowl selections as a Patriot with 10. Tom Brady holds the franchise record with 14.



- Slater finished his 14th season with the Patriots in 2021, tied with Stephen Gostkowski, Bruce Armstrong and Steve Nelson for the fourth-most in team history, behind the 15 by Troy Brown and Julius Adams, the 16 by Steve Grogan and the 20 by Tom Brady.

SLATER REACHES 200 GAMES

Slater played in his 200th career regular season game against the Atlanta Falcons (11/18/21). He is the fifth Patriots player to reach 200 regular season games.

MOST REGULAR SEASON GAMES PLAYED

285	Tom Brady
212	Bruce Armstrong
206	Matthew Slater
206	Julius Adams
204	Stephen Gostkowski

- Slater became the third New England player to play in 100 career regular season games at Gillette Stadium in the game vs. Tennessee on Nov. 28, 2021.

MOST REGULAR SEASON GILLETTE STADIUM GAMES PLAYED FOR THE PATRIOTS

134	Tom Brady
102	Matthew Slater
102	Stephen Gostkowski

LIKE FATHER LIKE SON

Slater is one of 10 sons of Hall of Fame members to be drafted in NFL history.

HALL OF FAME FATHERS WITH SONS DRAFTED IN THE NFL

- Jackie Slater (class of 2001) – son, Matthew Slater (NE)
- Bobby Bell (class of 1983) – son, Bobby Bell (NYJ)
- Tony Dorsett (class of 1994) – son, Anthony Dorsett (HOU)
- Bob Griese (class of 1990) – son, Brian Griese (DEN)
- Russ Grimm (class of 2010) – son, Cody Grimm (TB)
- Howie Long (class of 2000) – sons Chris Long (STL) and Kyle Long (CHI)
- Bruce Matthews (class of 2007) – son, Jake Matthews (ATL)
- Don Shula (class of 1997) – son, Mike Shula (TB)
- Kellen Winslow (class of 1995) – son, Kellen Winslow (CLE)

ELECTED TEAM LEADER

- Slater has been named to 10 Pro Bowls for his special teams work, but perhaps more revealing of his value to New England is the fact that he was elected a captain by his teammates for the 11th straight season in 2021.
- He shared what it means to be a captain with high school football players in a story published by *The Boston Globe*. "You have to be able to put others before yourself. Being a captain and leadership is about serving, and to me, that means a great deal of sacrifice – putting aside personal agendas for the greater common goal. Leadership is equated with sacrifice. I think you have to be willing to do whatever it takes for the unit to succeed. I think you need to lead by example. A lot of times, it's about what you do, not what you say."

PATRIOTS SPECIAL TEAMS NOTES

PRO BOWL RECORD

• Slater has earned 10 Pro Bowl invitations (2011-17, 19-21) as a special teams player. Steve Tasker (1987, 90-95) has the second-most with seven Pro Bowl selections. Slater is also the only special teams player to earn seven consecutive Pro Bowls, which he did from 2011-17.



ALL-STAR COMBINATION

• Slater was voted to the Pro Bowl for seven straight seasons from 2011-17 and three more from 2019-21. Those 10 selections are three more than the seven that his father earned with the L.A. Rams. The Slater family's 17 combined Pro Bowls are the second-most among father-son contingents to have been voted to at least one Pro Bowl each.

MOST FATHER AND SON PRO BOWL SELECTIONS

Players	Pro Bowls
Archie (2), Peyton (14) and Eli Manning (4).....	20
Jackie (7) and Matthew Slater (10).....	17



HAS EARNED **10** SPECIAL TEAMS PRO BOWL INVITES, THE MOST FOR A SPECIAL TEAMS PLAYER IN NFL HISTORY

LONGEST TENURED PLAYER ON THE PATRIOTS.

1 of 10

SONS OF HALL OF FAMERS TO BE DRAFTED IN THE NFL



11

HAS BEEN VOTED A TEAM CAPTAIN FOR 11 STRAIGHT SEASONS.

SLATER'S EMERGENCE WAS SPECIAL

• Bill Belichick acknowledged Matthew Slater's role as a gunner on special teams: "Matt is one of the best in the league," Belichick said. "Any time the punt return team has to double somebody, that makes it one less guy they can use somewhere else in the return. He almost always draws two guys out there unless they're in an eight-man rush. Most of the time, there's two guys out there — fourth-and-short, where they're trying to protect the box — but he draws a lot of double teams, and deservedly so. He does an outstanding job of covering punts."

SLATER'S SCORE

• During a 2007 game against Arizona State, UCLA's Matthew Slater returned a kickoff 89 yards for the final touchdown of his collegiate career. In the Patriots 16-10 win over Buffalo on Sept. 29, 2019, DB J.C. Jackson blocked a punt, which Slater returned 11 yards for his first NFL touchdown, 12 seasons after his last touchdown.

SLATER IS THE PATRIOTS ALL-TIME SPECIAL TEAMS LEADER

• Slater is the team's all-time leader in special teams tackles with 159. Since 1994, Slater is third among all NFL players, behind only Larry Izzo (205) and Keith Burns (197).

MOST REGULAR SEASON SPECIAL TEAMS TACKLES

159	Matthew Slater
143	Larry Izzo
91	Nate Ebner

SLATER EXTENDS HIS SPECIAL TEAMS LEAD

Matthew Slater added two special teams tackles and now has 23 total postseason special teams tackles, the most postseason special teams tackles since the statistic was tracked beginning in 1994.

PATRIOTS ALL-TIME LEADING POSTSEASON SPECIAL TEAMS TACKLES

Player	Special Teams Tackles
Matthew Slater	23
Larry Izzo	17
Eric Alexander	13
Matt Chatham	13
Je'Rod Cherry	12

MOST POSTSEASON SPECIAL TEAMS TACKLES IN NFL HISTORY (SINCE 1994)

Player	Special Teams Tackles
Matthew Slater	23
Larry Izzo	21
Brendon Ayanbadejo	16
Mark Pike	16

K NICK FOLK

LOCAL LINEAGE

Nick Folk's mother is a direct descendant of William Bradford, a founder, settler and longtime governor of the Plymouth Colony settlement. Bradford was also a passenger on the *Mayflower's* original voyage to America.



FOLK HERO

Folk kicked his second game-winning field goal as time expired in 2020, connecting on a 50-yard field goal against Arizona (11/29/20) to give the Patriots a 20-17 win. He had a 51-yard game-winning field goal as time expired at the New York Jets on Nov. 9, 2020 to give the Patriots a 30-27 victory. He is the first NFL kicker with two game-winning field goals as time expired in a single season. Overall, he has three game-winning field goals as time expired. He also kicked a 53-yard field game-winning field goal as time expired at Buffalo on Oct. 8, 2007, when he was a rookie with the Dallas Cowboys.

FOLK DIGS THE LONG BALL

Folk's 50-yard game-winning field goal vs. Arizona (11/29/20) was the second-longest game-winning field goal with no time left in Patriots history, behind the 51-yarder he hit at N.Y. Jets (11/9). The previous long was 48 yards by Adam Vinatieri in Super Bowl XXXVI vs. the St. Louis Rams.

FOLK TIES FOR THE MOST POINTS IN 2021

Folk finished tied for first in the NFL in 2021 with Daniel Carlson of the Raiders with 150 points, and tied for second in the NFL with Chris Boswell of Pittsburgh with 36 field goals, behind the 40 by Carlson.



PATRIOTS SPECIAL TEAMS NOTES

FOLK SETS TEAM RECORD FOR CONSECUTIVE FIELD GOALS

Folk set the team record with 33 consecutive field goals after connecting on field goals of 46, 49, 32 and 26 yards at the New York (9/19/21) and extended that mark to 36 straight field with a 27-yarder vs. Tampa Bay before missing a 56-yarder in the fourth quarter. He passed Stephen Gostkowski, who connected on 31 straight field goals. After missing his first two field goals of the 2020 season, he kicked 36 straight field goals. Folk's previous longest streak was 23 straight field goals in 2013 when he played for the New York Jets. The NFL record is 44 straight field goals by Adam Vinatieri.

MOST CONSECUTIVE FIELD GOALS/PATRIOTS HISTORY

36	Nick Folk
31	Stephen Gostkowski
25	Adam Vinatieri
23	Adam Vinatieri
21	Stephen Gostkowski

MOST CONSECUTIVE FIELD GOALS/NFL HISTORY

Field Goals	Player	Team	Year
44	Adam Vinatieri	Indianapolis	2015-16
42	Mike Vanderjagt	Indianapolis	2002-04
40	Gary Anderson	SF/MIN	1997-98
37	Graham Gano	New York Giants	2020-2021
37	Jason Myers	Seattle	2019-2021
36	Nick Folk	Patriots	2020-2021
36	Matt Stover	Baltimore	2005-2006
35	Justin Tucker	Baltimore	2015-16
35	Adam Vinatieri	Indianapolis	2013-14
33	Robbie Gould	San Francisco	2017-18
33	Justin Tucker	Baltimore	2013

FOLK DRILLS TWO 52-YARD FIELD GOALS

LONGEST FIELD GOALS AS A MEMBER OF THE PATRIOTS

Folk drilled a 52-yard field goal in the second quarter and 52-yard field goal in the third quarter at Houston (10/10/21), his longest field goals as a member of the Patriots. He had a 51-yard field goal on Dec. 21, 2019 vs. Buffalo and a 51-yard field goal at the New York Jets on Nov. 9, 2020. His career-long is a 56-yard field goal on Oct. 17, 2010 at Denver when he played for the New York Jets.

FOLK HAS SECOND NFL GAME WITH TWO 50-YARD FIELD GOALS

Folk had his second NFL game with two 50-yard field goals at Houston (10/10/21). He had two 51-yard field goals on Nov. 18, 2012 at St. Louis as a member of the New York Jets.

FOLK BECOMES SECOND PATS PLAYER TO CONNECT ON TWO 50-YARD FIELD GOALS IN ONE GAME

Folk is the second Patriots player to have two 50-yard field goals in one game after he drilled two 52-yard field goals at Houston on Oct. 10, 2021. K Stephen Gostkowski accomplished the feat three times with the most recent happening against Oakland on Nov. 19, 2017 in Mexico City.

FOLK 4-FOR-4 ON FIELD GOALS IN FOUR 2021 ROAD GAMES

Folk connected on all four field goals (52, 52, 32 and 21) at Houston on Oct. 10, 2021 and was named AFC Special Teams Player of the Week. He connected on four field goals in four of the eight 2021 road games - at the NY Jets (9/19), at LA Chargers (10/31) and at Atlanta (11/18). Overall he has had at least four field goals in a game 14 times and six times as a member of the Patriots. He has connected on five field goals in a game three times, including making five field goals vs. Tennessee (11/28/21).

FOLK CONNECTS ON HIS 300TH CAREER FIELD GOAL

Nick Folk (321) became the 35th NFL player to reach 300 career field goals following his 39-yard field goal in the second quarter at the New York Jets on Oct. 24, 2021. He became the fifth active kicker to reach 300 career field goals, joining Robbie Gould (420), Mason Crosby (370), Matt Prater (351) and Justin Tucker (326).

FOLK MAKES 5TH 50-YARD FIELD GOAL OF THE 2021 SEASON

Folk connected on a 52-yard field goal vs. Tennessee on Nov. 28, 2021 in the fourth quarter. It was his fifth 50-yard field goal of the 2021 season to tie the team record for most 50-yard field goals in one season. Stephen Gostkowski had five 50-yard field goals in 2013.

HISTORICALLY ACCURATE

Nick Folk posted the third-best field goal percentage in New England history in 2020. He was 36-of-39 (92.3) in 2021.

HIGHEST FIELD GOAL PERCENTAGE IN SEASON/PATRIOTS

Player	Field Goal Percentage
Stephen Gostkowski	94.6 (35-of-37) in 2014
Adam Vinatieri	93.9 (21-of-33) in 2004
Nick Folk	92.9 (26-of-28) in 2020
Stephen Gostkowski	92.7 (38-of-41) in 2013

FOLK HITS 30 FIELD GOAL MARK

Nick Folk had a career high with 36 field goals in 2021, tied for the third-most in a single season in team history. Folk reached 30 field goals in season for the fourth time in his career (30 in 2010), (33 in 2013) and (32 in 2014). The Patriots have now had a player reach 30 field goals in a season nine times.

PATRIOTS RECORD FOR MOST FIELD GOALS IN A SEASON

Player	Field Goals
Stephen Gostkowski	38 in 2013
Stephen Gostkowski	37 in 2017
Nick Folk	36 in 2021
Stephen Gostkowski	36 in 2008
Stephen Gostkowski	35 in 2014
Stephen Gostkowski	33 in 2015
Tony Franklin	32 in 1986
Adam Vinatieri	31 in 1998
Adam Vinatieri	31 in 2004

FOLK BECOMES 11TH NFL PLAYER WITH FOUR 30+ FIELD GOAL SEASONS

Folk is one of 12 NFL player to have at least four seasons with 30 field goals.

MOST SEASONS WITH 30 FIELD GOALS

Player	Seasons
Justin Tucker	7
Stephen Gostkowski	5
Robbie Gould	5
John Carney	5
David Akers	5
Nick Folk	4
Graham Gano	4
Adam Vinatieri	4
Matt Prater	4
Jay Feely	4
Matt Stover	4
Matt Bryant	4



PATRIOTS PLAYER FOUNDATION WORK

LB JOSH UCHE

THE JOSH UCHE FOUNDATION

- The Josh Uche Foundation was created to empower and provide at-risk youth with educational advancement, resource programming, mentorship, and mental health empowerment.
- Josh plans to start an annual football camp that incorporates yoga and athletic mobility to show young athletes that there's more to physical fitness than just lifting weights and running fast.
- On top of the introduction of the football camps, Josh Uche is currently in the process of developing a mental health app specified for athletes.



DT DAVON GODCHAUX

CHAUXDOWN FOUNDATION

- The Chauxdown Foundation empowers at-risk youth through fitness, literacy and educational programming. The foundation has helped serve and impact over 2000 youth in the Miami, Florida, and Plaquemine, Louisiana communities. Chauxdown has impacted the community in a variety of ways from giving children toys to play with, to making sure they have the proper school supplies to receive proper education at school.



LB KYLE VAN NOY

THE VAN NOY VALOR FOUNDATION

- The Van Noy Valor Foundation was created in 2014 by Kyle and Marissa Van Noy. Their inspiration to start their own foundation came from their love of helping adopted, foster, and disadvantaged youth who are in need. Kyle was adopted as a baby, as well as Marissa's father and little brother. The Van Noy Valor Foundation strives to provide opportunities to encourage personal valor in youth by giving them resources and tools to grow, which will teach the youth to armor themselves for success. The Van Noy believe that children are 100% of our future and know the importance of providing resources to help children reach their full potential starting from a young age.



DL DEATRICH WISE JR.

WISE UP & CO. FOUNDATION

- Wise Up & Co. is a foundation started by Patriots defensive lineman Deatrich Wise Jr. and his brothers, Daniel and Solomon Wise. The brothers started the Foundation to leverage their name off the field with the aim to have a positive impact on the community.
- Deatrich has been a community pillar by supporting organizations that share the same mission, to assist youth, fight hunger, and celebrate individuality. He has been involved with Big Brothers, Big Sisters and on a yearly basis, runs a Thanksgiving and Christmas drive to support those in the local Massachusetts community.
- To support the Wise Up & Co. Foundation or to find out more, scan the QR code.





PATRIOTS PLAYER FOUNDATION WORK

DL LAWRENCE GUY

THE LAWRENCE GUY FAMILY FOUNDATION

• The Lawrence Guy Family Foundation is a 501(c)(3) organization that provides resources and opportunities for financially disadvantaged families. Lawrence and his wife, Andrea Guy, established the foundation in 2019 with the goal to inspire and help families to achieve their full potential.

The Guy family hosted their 11th annual "Guy Family Thanksgiving Giveaway" event at Orchard Gardens Boys & Girls Club of Boston on Tuesday, November 16. The foundation partnered with Roche Bros. Supermarkets to provide 150 families in need with groceries for their Thanksgiving meals. Each family received a turkey, fresh vegetables, sides, and fixings.

• On Tuesday, November 23rd, Lawrence & Andrea Guy donated 400 turkeys and Thanksgiving dinners to the students and families of the Martin Luther King School in Dorchester, MA.



DL CARL DAVIS

THE TRENCHWORK FOUNDATION

- Founded by Carl Davis of the New England Patriots, Trenchwork Foundation, Inc. focuses on revitalizing Carl's hometown of Detroit, Michigan through construction of new and renovation of existing homes. The Trenchwork Foundation will help create opportunities for the children of our future.
- To support the Trenchwork Foundation or to find out more, scan the QR code.




HOMES FOR HEROIC FORGOTTEN VETERANS

- On top of the Trenchwork Foundation, Carl partnered up with his aunt, Pazzella Colston Bonner, to fight homelessness among military veterans through the creation of a non-profit organization - Homes for Heroic Forgotten Veterans.

DB JONATHAN JONES

NEXT STEP FOUNDATION

- The mission of the Jonathan Jones Next Step Foundation, Inc. is to educate youth on practical life application, to encourage professional development and to empower them through education and mentorship. Established in 2019, the idea was birthed from Jones' love and recognition for developing youth; whether it is by way of football camps, meal distributions or fundraisers, and to pour back into them. However, he was no stranger to volunteerism; growing up, he would volunteer in the community at a local soup kitchen and became a change agent at a young age. He knew that when he became a professional football player, he would then have the vehicle and platform to give back on a larger scale.



K NICK FOLK

CHILDREN'S TUMOR FOUNDATION


- The Children's Tumor Foundation has a special place in Patriots kicker Nick Folk's heart. His cousin, Blake, has neurofibromatosis (NF), a genetic disorder that causes tumors to grow on nerves throughout the body. The term NF represents three distinct disorders: NF1, NF2 and schwannomatosis. For Blake, his NF impacts him most where his optic nerves cross in his brain. He currently has 5 brain tumors.
- Though NF affects over 2.5 million people worldwide, it is still relatively unknown in the general public. The Children's Tumor Foundation's MAKE NF VISIBLE campaign brings awareness and inclusion to all NF patients. Those with visible signs of NF struggle to be seen as more than just their NF, while patients whose NF is invisible struggle to make others understand. MAKE NF VISIBLE is about seeing NF, and seeing the person living with it. Learn more at makenfvisible.org.



OL TED KARRAS

CHILDREN'S TUMOR FOUNDATION

- With a history of autism running in his family, Karras connected with the Village of Merici at a young age in his hometown of Indianapolis and has been supporting the organization ever since.
- The Village of Merici is a 501(c)(3) organization based in Indianapolis, Indiana that provides residential and community opportunities for adults with developmental disabilities. By promoting a strong sense of community, the village creates a sense of belonging among its members leading to more purpose-filled lives.



WR MATTHEW SLATER

THE SLATER FAMILY FOUNDATION

- The Slater Family Foundation was established in 2020 by Matthew Slater and his wife Dr. Shahrzad Slater. The Foundation aims at empowering individuals, churches, schools, and community groups in all aspects of health and well-being including: spiritual, relational, medical, educational, economical, environmental and to the Glory of God.
- In addition to the Foundation, Matthew and Shahrzad have over the years supported a range of non-profit organizations including; International Justice Mission, Compassion International, Ron Burton Training Village, World Vision, the ELISHA Project, Barnabas Fund, Voice of the Martyrs, and Open Doors.
- Despite building a Foundation of their own, the Slaters hope to continue to work alongside non-profits, bringing attention to the multiple causes and organizations.





PATRIOTS PLAYOFF NOTES

ALL-TIME PLAYOFF RESULTS

The Patriots have compiled a 37-22 record in their 59 playoff games and their .627 playoff winning percentage is the best in NFL history among teams that have played at least 15 postseason games.

PATRIOTS PLAYOFF RECORD BY ROUND

Round	Record
First Round*	0-1
Wild Card Round	4-5
Divisional Round	16-6
AFC Championship	11-4
AFL Championship	0-1
Super Bowl	6-5
Total	37-22

*1982 Strike Season

ALL-TIME BEST NFL PLAYOFF RECORDS (MINIMUM 15 POSTSEASON GAMES)

Team	Wins	Losses	Win Pct.
New England	37	22	.627
San Francisco	34	22	.607
Baltimore	16	11	.593
Green Bay	36	25	.590
Pittsburgh	36	27	.571
Las Vegas	25	20	.556
Denver	23	19	.548

MOST POSTSEASON WINS ALL-TIME

Team	Wins
New England Patriots	37
Green Bay Packers	36
Pittsburgh Steelers	36
Dallas Cowboys	35
San Francisco 49ers	34
Los Angeles Rams	26

PATRIOTS IN THE PLAYOFFS

The Patriots have qualified for the playoffs 28 times in their 62-year history. Twenty-two of those playoff berths have come in the 28 seasons since Robert Kraft purchased the team in 1994, a dramatic contrast to the six total playoff berths the team earned in its first 34 years of existence. The Patriots have won 22 division crowns - 19 since Robert Kraft's purchase in 1994 and 17 in the last 21 seasons.

PATRIOTS PLAYOFF SEASONS (28)

Year	How Qualified	Seed	Rec.	Result
2020	Wild Card	6	0-1	Wild Card Round
2019	Division Champions	3	0-1	Wild Card Round
2018	Division Champions	2	3-0	Super Bowl Champions
2017	Division Champions	1	2-1	AFC Champions
2016	Division Champions	1	3-0	Super Bowl Champions
2015	Division Champions	2	1-1	AFC Championship Game
2014	Division Champions	1	3-0	Super Bowl Champions
2013	Division Champions	2	1-1	AFC Championship Game
2012	Division Champions	2	1-1	AFC Championship Game
2011	Division Champions	1	2-1	AFC Champions
2010	Division Champions	1	0-1	AFC Divisional Round
2009	Division Champions	3	0-1	Wild Card Round
2007	Division Champions	1	2-1	AFC Champions
2006	Division Champions	4	2-1	AFC Championship Game
2005	Division Champions	4	1-1	AFC Divisional Round
2004	Division Champions	2	3-0	Super Bowl Champions
2003	Division Champions	1	3-0	Super Bowl Champions
2001	Division Champions	2	3-0	Super Bowl Champions
1998	Wild Card	6	0-1	Wild Card Round
1997	Division Champions	3	1-1	AFC Divisional Round
1996	Division Champions	2	2-1	AFC Champions
1994	Wild Card	5	0-1	Wild Card Round
1986	Division Champions	3	0-1	AFC Divisional Round
1985	Wild Card	5	3-1	AFC Champions
1982*	16-Team Format	7	0-1	First Round
1978	Division Champions	2	0-1	AFC Divisional Round
1976	Wild Card	4	0-1	AFC Divisional Round
1963	Division Champions	--	1-1	AFL Championship Game

*Strike Year | Bold indicates Kraft era

37-22 Record

PLAYOFF BERTHS UNDER KRAFT

New England has qualified for the playoffs 28 times in the team's 62-year history. The Patriots have earned 22 of those playoff berths in the 28 seasons since Robert Kraft purchased the team in 1994. New England has won 22 division crowns overall (21 AFC East crowns) and has qualified as a Wild Card team on five occasions (1976, '85, '94, '98 and 2021). The Patriots also qualified for the playoffs in 1982 as part of a 16-team tournament following a players' strike.



ANNUAL ACHIEVEMENT

The Patriots are also the only team to win more than half of their games in 19 straight seasons since the 1970 AFL-NFL merger, more than the 49ers (16 straight from 1983-98) and the Cowboys (16 straight from 1970-85).

The Patriots have now won nine or more games in 24 of the 28 seasons Robert Kraft has owned the team.

MOST CONSECUTIVE WINNING SEASONS (SINCE 1970 NFL MERGER)

Team	Years	Winning Seasons
New England	2001-19	19
San Francisco	1983-98	16
Dallas	1970-85	16
Oakland	1970-80	11

MOST CONSECUTIVE WINNING SEASONS ALL-TIME

Team	Years	Winning Seasons
Dallas	1966-85	20
New England	2001-19	19
San Francisco	1983-98	16
Oakland	1965-80	16
Chicago	1930-44	15
Green Bay	1934-47	14
Cleveland	1957-69	13

CONTINUED ADVANCEMENT

TEAMS TO WIN AT LEAST ONE PLAYOFF GAME IN CONSECUTIVE SEASONS

Team	Years	Consec. Seasons	Wins
New England	2011-18	8	16
Dallas	1991-96	6	12
Seattle	2012-16	5	8
New England	2003-07	5	11
Baltimore	2008-12	5	9
Philadelphia	2000-04	5	7
Green Bay	1993-97	5	9
Oakland	1973-77	5	7

AFC EAST CHAMPIONS

The New England Patriots claimed the AFC East Division title for the 11th consecutive season and for the 19th time under Robert Kraft in 2019. New England joined the Atlanta Braves as the only franchises from the NFL, NBA, MLB or NHL to win at least 10 straight division titles. Atlanta won 14 consecutive division championships from 1991-2005.

DIVISION CHAMPIONSHIPS SINCE 1994

New England	19
Green Bay	15
Pittsburgh	14
Indianapolis	10



PATRIOTS PLAYOFF NOTES

PLAYOFF TRENDS SINCE 1970

PATRIOTS PLAYOFF TRENDS (SINCE 1970 NFL MERGER)

<i>All-Time (36-21)</i>	<i>Record</i>
vs. AFC.....	30-16
vs. NFC.....	6-5
Home.....	23-5
Away.....	7-11
Neutral.....	6-5
Leading at Halftime.....	27-4
Trailing at Halftime.....	6-15
Tied at Halftime.....	3-2
Leading After 3 Quarters.....	26-4
Tied After 3 Quarters.....	4-0
Trailing After 3 Quarters.....	6-17
Decided by 7 Points or Fewer.....	15-10
Decided by 3 Points or Fewer.....	7-4
When Scoring First.....	27-8
When Not Scoring First.....	9-13
Positive Turnover Ratio.....	22-1
Even Turnover Ratio.....	6-5
Negative Turnover Ratio.....	8-15
Winning or Even Penalty Ratio.....	27-5
Losing Penalty Ratio.....	9-16
With a 100-Yard Rusher.....	11-0
Without a 100-Yard Rusher.....	25-21
With a 100-Yard Receiver.....	19-8
Without a 100-Yard Receiver.....	17-13
When Allowing a 100-Yard Rusher.....	4-6
When Not Allowing a 100-Yard Rusher.....	32-15
When Allowing a 100-Yard Receiver.....	9-8
When Not Allowing a 100-Yard Receiver.....	27-13
With a 300-Yard Passer.....	12-4
Without a 300-Yard Passer.....	24-17
Allowing a 300-Yard Passer.....	8-4
Not Allowing a 300-Yard Passer.....	28-17

RECORD PLAYOFF PARTICIPATION

The Patriots played at least one postseason game for 11 straight seasons from 2009-19, the most consecutive seasons participating in a postseason game in NFL history.

MOST CONSECUTIVE SEASONS PARTICIPATING IN A PLAYOFF GAME

<i>Team</i>	<i>Consec. Seasons (Yrs)</i>
New England.....	11 (2009-19)
Dallas.....	9 (1975-83)
Indianapolis.....	9 (2002-10)
Dallas.....	8 (1966-73)
Green Bay.....	8 (2009-16)
L.A. Rams.....	8 (1973-80)
Pittsburgh.....	8 (1972-79)
San Francisco.....	8 (1983-90)

MOST PLAYOFF WINS IN A DECADE

The Patriots won 16 playoff games in the 2010's, a new record for the most playoff victories by any NFL team in a decade.

MOST PLAYOFF VICTORIES IN A DECADE

<i>Team</i>	<i>Decade</i>	<i>Playoff Wins</i>	<i>Championships</i>
New England	2010s	16	2014, 16, 18
New England	2000s	14	2001, 03, 04
Dallas	1970s	14	1971, 77
Pittsburgh	1970s	14	1974-75, 1978-79
San Francisco	1980s	13	1981, 84, 1988-89
Dallas	1990s	12	1992-93, 95
Washington	1980s	11	1982, 87
Buffalo	1990s	10	--
Philadelphia	2000s	10	--
Pittsburgh	2000s	10	2005, 08

SUSTAINED PLAYOFF SUCCESS

The Patriots won 12 playoff games from 2014-18, the NFL's highest playoff victory total over a five-season span.

MOST PLAYOFF VICTORIES IN A FIVE-YEAR SPAN

<i>Team</i>	<i>5-Year Span</i>	<i>Playoff Wins</i>	<i>SB Wins</i>
New England	2014-18	12	3
New England	2003-07	11	2
Dallas	1991-95	11	3
Dallas	1992-96	11	3
New England	2013-17	10	2
New England	2001-05	10	3
Pittsburgh	1974-78	10	3
Pittsburgh	1975-79	10	3

PATS REACH 50 PLAYOFF GAMES

The Patriots are one of six NFL teams with 50 or more postseason games played in their franchise's history.

MOST POSTSEASON GAMES PLAYED

<i>Team</i>	<i>Games Played</i>
Dallas.....	64
Pittsburgh.....	63
Green Bay.....	61
New England.....	59
San Francisco.....	56
L.A. Rams.....	52
Minnesota.....	51

PATRIOTS AT HOME IN THE PLAYOFFS

The Patriots are 23-5 (.821) at home in the playoffs in their history. Twenty-seven of the franchise's 28 home playoff games have taken place since Robert Kraft purchased the team in 1994. After Kraft bought the team, the Patriots won 11 consecutive home playoff games before experiencing a home loss.

PATRIOTS AT HOME IN THE PLAYOFFS (23-5)

<i>Date</i>	<i>Round</i>	<i>Opponent</i>	<i>W/L</i>	<i>Score</i>
01/04/20	AFC Wild Card	Tennessee	L	13-20
01/13/19	AFC Divisional	L.A. Chargers	W	41-28
01/21/18	AFC Championship	Jacksonville	W	24-20
01/13/18	AFC Divisional	Tennessee	W	35-14
01/22/17	AFC Championship	Pittsburgh	W	36-17
01/14/17	AFC Divisional	Houston	W	34-16
01/16/16	AFC Divisional	Kansas City	W	27-20
01/18/15	AFC Championship	Indianapolis	W	45-7
01/10/15	AFC Divisional	Baltimore	W	35-31
01/11/14	AFC Divisional	Indianapolis	W	43-22
01/20/13	AFC Championship	Baltimore	L	13-28
01/13/13	AFC Divisional	Houston	W	41-28
01/22/12	AFC Championship	Baltimore	W	23-20
01/14/12	AFC Divisional	Denver	W	45-10
01/16/11	AFC Divisional	N.Y. Jets	L	21-28
01/10/10	AFC Wild Card	Baltimore	L	14-33
01/20/08	AFC Championship	San Diego	W	21-12
01/12/08	AFC Divisional	Jacksonville	W	31-20
01/07/07	AFC Wild Card	N.Y. Jets	W	37-16
01/07/06	AFC Wild Card	Jacksonville	W	28-3
01/16/05	AFC Divisional	Indianapolis	W	20-3
01/18/04	AFC Championship	Indianapolis	W	24-14
01/10/04	AFC Divisional	Tennessee	W	17-14
01/19/02	AFC Divisional	Oakland	W	16-13 (OT)
12/28/97	AFC Wild Card	Miami	W	17-3
01/12/97	AFC Championship	Jacksonville	W	20-6
01/05/97	AFC Divisional	Pittsburgh	W	28-3
12/31/78	AFC Divisional	Houston	L	14-31



PATRIOTS PLAYOFF NOTES

HOME DOMINANCE

The Patriots have a 23-5 (.821) all-time record in home playoff games. The Patriots .821 winning percentage at home in the post-season is first among teams with at least 15 home playoff games and their 23 wins are the most. The Patriots are one of five teams with at least 20 playoff wins at home. San Francisco (22), Pittsburgh (21), Dallas (21) and Green Bay (20) are the others with 20 wins.

BEST HOME PLAYOFF RECORDS

Team	Record	Win Pct.
New England	23-5.....	.821
Buffalo	13-3.....	.813
Seattle	12-3.....	.800
Las Vegas	19-5.....	.792
Denver.....	17-5.....	.773
Green Bay	20-7741

AT HOME IN THE PLAYOFFS

LONGEST CONSECUTIVE HOME PLAYOFF WINNING STREAKS

Team	Wins	Seasons
Green Bay	13.....	1939-2001
New England	11.....	1996-2008
Seattle	10.....	2005-16
New England	9.....	2013-18
Buffalo	9	1988-95
Washington	8	1942-83

PATRIOTS IN THE WILD CARD ROUND

WILD CARD PLAYOFF RESULTS (4-6)

Date	Round	Opponent	W/L	Score
01/15/21	AFC Wild Card	at Buffalo	L	17-47
01/04/20	AFC Wild Card	Tennessee	L	13-20
01/10/10	AFC Wild Card	Baltimore	L	14-33
01/07/07	AFC Wild Card	N.Y. Jets	W	37-16
01/07/06	AFC Wild Card	Jacksonville	W	28-3
01/03/99	AFC Wild Card	at Jacksonville	L	10-25
12/28/97	AFC Wild Card	Miami	W	17-3
01/01/95	AFC Wild Card	at Cleveland	L	13-20
12/28/85	AFC Wild Card	at N.Y. Jets	W	26-14
01/08/83*	First Round	at Miami	L	13-28

*16-Team Format

PATRIOTS IN THE DIVISIONAL ROUND

DIVISIONAL PLAYOFF RESULTS (16-6)

Date	Round	Opponent	W/L	Score
01/13/19	AFC Divisional	L.A. Chargers	W	41-28
01/13/18	AFC Divisional	Tennessee	W	35-14
01/14/17	AFC Divisional	Houston	W	34-16
01/16/16	AFC Divisional	Kansas City	W	27-20
01/10/15	AFC Divisional	Baltimore	W	35-31
01/11/14	AFC Divisional	Indianapolis	W	43-22
01/13/13	AFC Divisional	Houston	W	41-28
01/14/12	AFC Divisional	Denver	W	45-10
01/16/11	AFC Divisional	N.Y. Jets	L	21-28
01/12/08	AFC Divisional	Jacksonville	W	31-20
01/14/07	AFC Divisional	at San Diego	W	24-21
01/14/06	AFC Divisional	at Denver	L	13-27
01/16/05	AFC Divisional	Indianapolis	W	20-3
01/10/04	AFC Divisional	Tennessee	W	17-14
01/19/02	AFC Divisional	Oakland	W	16-13 (OT)
01/03/98	AFC Divisional	at Pittsburgh	L	6-7
01/05/97	AFC Divisional	Pittsburgh	W	28-3
01/04/87	AFC Divisional	at Denver	L	17-22
01/05/86	AFC Divisional	at L.A. Raiders	W	27-20
12/31/78	AFC Divisional	Houston	L	14-31
12/18/76	AFC Divisional	at Oakland	L	21-24
12/28/63	AFC Divisional	at Buffalo	W	26-8

PATRIOTS IN THE AFC TITLE GAME

AFC CHAMPIONSHIP GAME RESULTS (11-4)

Date	Round	Opponent	W/L	Score
01/20/19	AFC Championship at	Kansas City	W	37-31 (OT)
01/21/18	AFC Championship	Jacksonville	W	24-20
01/22/17	AFC Championship	Pittsburgh	W	36-17
01/24/16	AFC Championship at	Denver	L	18-20
01/18/15	AFC Championship	Indianapolis	W	45-7
01/19/14	AFC Championship at	Denver	L	16-26
01/20/13	AFC Championship	Baltimore	L	13-28
01/22/12	AFC Championship	Baltimore	W	23-20
01/20/08	AFC Championship	San Diego	W	21-12
01/21/07	AFC Championship at	Indianapolis	L	34-38
01/23/05	AFC Championship at	Pittsburgh	W	41-27
01/18/04	AFC Championship	Indianapolis	W	24-14
01/27/02	AFC Championship at	Pittsburgh	W	24-17
01/12/97	AFC Championship	Jacksonville	W	20-6
01/12/86	AFC Championship at	Miami	W	31-14

PATRIOTS IN THE SUPER BOWL

SUPER BOWL RESULTS (6-5)

Date	Round	Opponent	W/L	Score
02/03/19	Super Bowl LIII	L.A. Rams	W	13-3
02/04/18	Super Bowl LII	Philadelphia	L	33-41
02/05/17	Super Bowl LI	Atlanta	W	34-28 (OT)
02/01/15	Super Bowl XLIX	Seattle	W	28-24
02/05/12	Super Bowl XLVI	N.Y. Giants	L	17-21
02/03/08	Super Bowl XLII	N.Y. Giants	L	14-17
02/06/05	Super Bowl XXXIX	Philadelphia	W	24-21
02/01/04	Super Bowl XXXVIII	Carolina	W	32-29
02/03/02	Super Bowl XXXVI	St. Louis	W	20-17
01/26/96	Super Bowl XXXI	Green Bay	L	21-35
01/26/86	Super Bowl XX	Chicago	L	10-46

WRAPPING IT UP

The Patriots clinched the division title for the 22nd time in their history in 2019. It was the 11th consecutive year that the Patriots won the division.

DIVISION-CLINCHING GAMES

Year	Date Clinched	Opponent	Score	Record	2nd Place
2019	12/21/19	BUF	24-17	12-4	BUF (10-6)
2018	12/23/18	BUF	24-12	11-5	MIA (7-9)
2017	12/17/17	at PIT	27-24	13-3	BUF (9-7)
2016	12/18/16	at DEN	16-3	14-2	MIA (10-6)
2015	12/13/15	at HOU	27-6	12-4	NYJ (10-6)
2014	12/14/14	MIA	41-13	12-4	BUF (9-7)
2013	12/15/13	at BAL	41-7	12-4	NYJ (8-8)
2012	12/02/12	at MIA	23-16	12-4	MIA (7-9)
2011	12/18/11	at DEN	41-23	13-3	NYJ (8-8)
2010	12/26/10	at BUF	34-3	14-2	NYJ (11-5)
2009	12/27/09	JAX	35-7	10-6	NYJ (9-7)
2007	11/25/07	PHI	31-28	16-0	BUF (7-9)
2006	12/24/06	at JAX	24-21	12-4	NYJ (10-6)
2005	12/17/05	TB	28-0	10-6	MIA (9-7)
2004	12/12/04	CIN	35-28	14-2	NYJ (10-6)
2003	12/07/03	MIA	12-0	14-2	MIA (10-6)
2001	01/06/02@	at CAR	38-6	11-5	MIA (11-5)
1997	12/22/97@	at MIA	14-12	10-6	MIA (9-7)
1996	12/15/96	at DAL	6-12	11-5	BUF (10-6)
1986	12/22/86@	at MIA	34-27	11-5	NYJ (10-6)
1978	12/10/78	BUF	26-24	11-5	MIA (11-5)
1963	12/28/63*	at BUF	26-8	7-6-1	BUF (7-6-1)

@Season Finale

*Division-deciding AFL playoff in Buffalo, N.Y.



PATRIOTS PLAYOFF NOTES

EIGHT STRAIGHT AFC CHAMP. GAMES

The Patriots advanced to the AFC Championship for the eighth straight season in 2018, the most consecutive conference title game appearances by any team in NFL history.

MOST CONSECUTIVE CONFERENCE CHAMPIONSHIP GAME APPEARANCES SINCE 1970 MERGER

Team	Years	Results
New England (8) 2011-18 ... (5-3)	W, L, L, W, L, W, W, W
Oakland (5) 1973-77 (1-4) L, L, L, W, L
Kansas City (4) 2018-21 (2-2) L, W, W, L
Philadelphia (4) 2001-04 (1-3) L, L, L, W
Buffalo (4) 1990-93 (4-0) W, W, W, W
Dallas (4) 1970-73 (2-2) W, W, L, L
Dallas (4) 1992-95 (3-1) W, W, L, W
San Francisco (3) 2011-13 (1-2) L, W, L
Dallas (3) 1980-82 (0-3) L, L, L
Green Bay (3) 1995-97 (2-1) L, W, W
Miami (3) 1971-73 (3-0) W, W, W
Pittsburgh (3) 1974-76 (2-1) W, W, L
San Francisco (3) 1992-94 (1-2) L, L, W
San Francisco (3) 1988-90 (2-1) W, W, L
St. Louis (3) 1974-76 (0-3) L, L, L

PATRIOTS MOST BYES SINCE 2001

The Patriots secured a first round playoff bye in 2018 for the 13th time since 2001 — a feat unmatched by any team in the NFL in the last 18 years.

MOST PLAYOFF BYES SINCE 2001

Team	Playoff Byes
New England 13
Denver 5
Pittsburgh 5
Atlanta 4
Chicago 4
Philadelphia 4

MOST BYES SINCE 1990

The Patriots lead the NFL with 14 first-round byes since the current NFL playoff format was instituted in 1990. The Patriots earned a first-round bye for nine straight seasons from 2010-18, becoming the first team in NFL history to do so. Dallas and San Francisco earned four straight byes from 1992-95 and Denver had four straight from 2012-15.

MOST BYES SINCE 1990

Team	Playoff Byes
New England 14
Pittsburgh 9
San Francisco 9
Denver 8

TITLE TOWN

The Patriots extended their mark to 11 straight division titles in 2019. They joined the Atlanta Braves (14) as the only franchises from the NFL, NBA, MLB or NHL to win at least 10 straight division titles. The New York Yankees (1998-2006), Colorado Avalanche (1995-2003), LA Lakers (1982-90) and Boston Celtics (1957-65) are the teams from the other major four sports that have streaks of nine straight titles.

MOST CONSECUTIVE NFL DIVISION TITLES

Team	Division	Titles	Years
New England	AFC East	11	2009-19
L.A. Rams	NFC West	7	1973-79
Kansas City	AFC West	6	2016-21
Pittsburgh	AFC Central	6	1974-79
Minnesota	NFC Central	6	1973-78
Dallas	NFL Capitol/NFC East	6	1966-71
Cleveland	American/Eastern Conf.	6	1950-55
New England	AFC East	5	2003-07
Denver	AFC West	5	2011-15
Indianapolis	AFC South	5	2003-07
Dallas	NFC East	5	1992-96
San Francisco	NFC West	5	1986-90
Chicago	NFC Central	5	1984-88
Oakland	AFC West	5	1972-76

The Patriots won the AFC East for 11 straight seasons from 2009-19, besting the five straight the team won from 2003-07 for the longest streak in AFC East division history. The Patriots have also won 17 of the last 19 division crowns overall and 19 division titles in the 26 seasons since Robert Kraft bought the team in 1994.

MOST CONSECUTIVE AFC EAST TITLES

Team	Streak	Years
New England 11	2009-19
New England 5	2003-07
Buffalo 4	1988-91
Miami 4	1981, 83-85*
Miami 4	1971-74
Baltimore Colts 3	1975-77
Buffalo Bills 3	1964-66@

*Due to 1982 strike, the NFL played just a nine-game season and the standings were not divided into divisions that season.

@AFL

ALL-TIME SUPER BOWL BERTHS

The Patriots advanced to their 11th Super Bowl in the 2018 season, a total that is the most in NFL history.

MOST SUPER BOWL APPEARANCES

Team	Super Bowls
New England 11
Dallas 8
Denver 8
Pittsburgh 8
San Francisco 7
GB, NYG, OAK, WAS, MIA, LA RAMS	5



PATRIOTS REFERENCE NOTES

CONSECUTIVE SEASONS AT .500

The Patriots have 35 seasons in which the team has finished above .500 since the 1970 merger. New England also led the NFL with 19 consecutive winning seasons (2001-19).

MOST CONSECUTIVE SEASONS AT .500 OR BETTER

Team	Seasons	Consecutive Seasons
Dallas	1965-85	21
New England	2001-19	19
Pittsburgh	2004-21	18
Cleveland	1957-73	17

STRONG IN THE SECOND HALF

Since 2001, the Patriots have done a remarkable job of finishing the season strong, compiling an NFL-best 120-42 (.741) record in games on or after Thanksgiving.

PATRIOTS BEFORE AND AFTER THANKSGIVING SINCE 2001

Season	Pre-Thanksgiving	Post-Thanksgiving	Overall
2001	5-5 (.500)	9-0 (1.000)	14-5*
2002	6-5 (.545)	3-2 (.600)^	9-7
2003	9-2 (.818)	8-0 (1.000)	17-2*
2004	9-1 (.900)	8-1 (.889)	17-2*
2005	6-4 (.600)	5-3 (.625)	11-7*
2006	7-3 (.700)	7-2 (.777)	14-5*
2007	10-0 (1.000)	8-1 (.889)	18-1*
2008	7-4 (.636)	4-1 (.800)	11-5
2009	7-3 (.700)	3-4 (.429)	10-7*
2010	8-2 (.800)	6-1 (.857)^	14-3*
2011	7-3 (.700)	8-1 (.889)	15-4*
2012	7-3 (.700)	6-2 (.750)^	13-5*
2013	8-3 (.727)	5-2 (.833)	13-5*
2014	9-2 (.818)	6-2 (.750)	15-4*
2015	10-0 (1.000)	3-5 (.375)	13-5*
2016	8-2 (.800)	9-0 (1.000)	17-2*
2017	8-2 (.800)	7-2 (.777)	15-4*
2018	7-3 (.700)	7-2 (.778)	14-5*
2019	10-1 (.909)	2-4 (.333)	12-5*
2020	4-6 (.400)	3-3 (.500)	7-9
2021	7-4 (.636)	3-4 (.500)	10-8
Totals	159-58 (.733)	120-42 (.741)	279-100

*Includes playoffs ^Includes games played on Thanksgiving

BEST RECORDS ON OR AFTER THANKSGIVING SINCE 2001 (INCLUDING PLAYOFFS)

Team	W	L	T	Pct.
New England	120	42	0	.741
Green Bay	96	54	0	.640
Pittsburgh	95	54	0	.638
Philadelphia	87	60	0	.592
Baltimore	84	60	0	.583

FORCING THE ISSUE

The Patriots lead the NFL with a plus-235 turnover margin since 1994.

NFL TURNOVER MARGIN SINCE 1994

New England	+235
Kansas City	+160
Green Bay	+130

SHARP AT GILLETTE

The Patriots not only have the second-best home record at their home stadium in the NFL since 1970, but the club also owns three 20-game home win streaks in Gillette Stadium history: a 20-game regular season win streak from 2008-11 and two 21-game win streaks that includes the playoffs.

Gillette STADIUM

HIGHEST HOME WINNING PERCENTAGE SINCE 1970 (MINIMUM 25 GAMES)

Team	Stadium	W-L-T	Win Pct.
Miami	Orange Bowl	101-22-1	.819
New England	Gillette Stadium	130-31-0	.807
Minnesota	Metropolitan Stadium	64-23-1	.733
Pittsburgh	Heinz Field	122-45-2	.728
Pittsburgh	Three Rivers Stadium	169-67-0	.716
Denver	Mile High Stadium	167-66-4	.715
Baltimore	MT&T Bank Stadium	136-57-0	.705
Seattle	Lumen Field	109-51-0	.681

LONGEST HOME WINNING STREAK/PATRIOTS HISTORY (REGULAR SEASON ONLY)

Streak	First Win	Last Win
20	Dec. 21, 2008	Oct. 16, 2011
18	Oct. 22, 2017	Nov. 24, 2019
18	Dec. 29, 2002	Sept. 8, 2005
16	Dec. 30, 2012	Dec. 28, 2014
12	Nov. 26, 2006	Sept. 7, 2008
10	Sept. 18, 1976	Oct. 30, 1977

LONGEST HOME WINNING STREAK/NFL HISTORY (REGULAR SEASON)

Streak	Team
27	Miami (1971-74)
25	Green Bay (1995-98)
24	Denver (1996-98)
20	New England (2008-11)
20	Green Bay (1928-32)

LONGEST HOME WINNING STREAK/PATRIOTS HISTORY (REGULAR SEASON AND POSTSEASON)

Streak	First Win	Last Win
21	Oct. 22, 2017	Nov. 24, 2019
21	Dec. 29, 2002	Sept. 8, 2005

LONGEST HOME WINNING STREAK/NFL HISTORY (REGULAR SEASON AND POSTSEASON)

Streak	Team
31	Miami (1971-74)
29	Green Bay (1995-98)
21	New England (2017-19)
21	New England (2002-05)
20	Green Bay (1929-32)

TOP OFFENSE

The Patriots finished in the top-10 in offense for seven straight seasons (2007-13), third behind the San Francisco 49ers with 15 (1982-96) and the 11 straight by New Orleans (2006-16)

TOP-10 OFFENSE

Since the 1970 merger, the Patriots offense has finished with a top-10 ranking 23 times, including 13 times under Bill Belichick.

TOP-10 OFFENSE UNDER BILL BELICHICK

Year	Rank	Yards per Game
2018.....	5.....	393.4
2017.....	1.....	394.2
2016.....	4.....	386.3
2015.....	6.....	374.4
2013.....	7.....	384.5
2012.....	1.....	427.9
2011.....	2.....	428.0
2010.....	8.....	363.8
2009.....	3.....	397.3
2008.....	5.....	365.4
2007.....	1.....	411.3
2005.....	7.....	352.0
2004.....	7.....	411.3

BEND DON'T BREAK

The Patriots finished first in the NFL in total defense for the first time in team history in 2019 and first in points allowed for the third time in team history.

PATRIOTS DEFENSIVE RANKINGS SINCE 2000

Year	Avg. Points Allowed	Avg. Yds Allowed
2021.....	17.8 (2).....	310.8 (4)
2020.....	22.1 (7).....	353.8 (15)
2019.....	14.0 (1).....	275.9 (1)
2018.....	20.3 (7).....	359.1 (21)
2017.....	18.5 (5).....	366.0 (29)
2016.....	15.6 (1).....	326.4 (8)
2015.....	19.7 (10).....	339.4 (9)
2014.....	19.5 (8).....	344.1 (13)
2013.....	21.1 (10).....	373.1 (26)
2012.....	20.7 (9t).....	373.3 (25)
2011.....	21.4 (15).....	411.1 (31)
2010.....	19.6 (8).....	365.5 (25)
2009.....	17.8 (5).....	320.2 (11)
2008.....	19.3 (8).....	309.0 (10)
2007.....	17.1 (4).....	288.3 (4)
2006.....	14.8 (2).....	294.4 (6)
2005.....	21.1 (17).....	330.2 (26)
2004.....	16.3 (2t).....	310.6 (9)
2003.....	14.9 (1).....	291.6 (7)
2002.....	21.6 (17).....	336.1 (23)
2001.....	17.0 (6).....	334.5 (24)
2000.....	21.1 (17).....	334.6 (20)

IN A RUSH FOR THE END ZONE

Since 2003, the Patriots and Saints are the only teams to average at least one rushing touchdown per game. The Patriots have 339 rushing touchdowns in 305 games.

MOST RUSHING TOUCHDOWNS SINCE 2003 (REGULAR SEASON ONLY)

Team	Rush TDs since 2003
New England	339
New Orleans	305

HISTORIC SCORING CLIP

The Patriots had a historic scoring output over a three-game span in October and November 2014. New England tied a team record by scoring 40 or more points in three consecutive games from Oct. 26 to Nov. 16. The Patriots also scored 40 or more in three straight games in 2007. The Patriots have scored 40 or more points 71 times in team history, including 44 times since Bill Belichick became head coach in 2000, and 28 times since 2010.

MOST CONSECUTIVE GAMES WITH 40+ POINTS IN PATRIOTS HISTORY

Gm	Year	Game 1	Game 2	Game 3
3	2014	10/26/14 (51-23 v. CHI)	11/02/14 (43-21 v. DEN)	11/16/14 (42-20 @ IND)
3	2007	10/14/07 (48-27 @ DAL)	10/21/07 (49-28 @ MIA)	10/28/07 (52-7 v. WAS)
2	1962	09/21/62 (41-16 v. DEN)	10/06/62 (43-14 @ NYT)	
2	2002	09/15/02 (44-7 @ NYJ)	09/22/02 (41-38 v. KC)	
2	2008	12/14/08 (49-26 @ OAK)	12/21/08 (47-7 v. ARZ)	
2	2010	11/25/10 (45-24 @ DET)	12/06/10 (45-3 v. NYJ)	
2	2012	11/18/12 (59-24 v. IND)	11/22/12 (49-19 @ NYJ)	
2	2015	09/20/15 (40-32 @ BUF)	09/27/15 (51-17 vs. JACK)	

SCORING FLURRY

The Patriots scored three touchdowns in a 57-second span during the final two minutes of the first half against Chicago on Oct. 26, 2014, turning a 17-7 lead into a 38-7 cushion. It was the fastest three-touchdown flurry in the NFL since the Patriots had three touchdowns in 52 seconds against the New York Jets on Nov. 22, 2012. The Patriots are one of three teams to score three touchdowns in under a minute since the 1970 merger, and are the only team to have achieved the feat twice.

NFL TEAMS TO SCORE THREE TDS IN LESS THAN ONE MINUTE

Team	Opponent	Date
New England	Chicago.....	10/26/14
New England	N.Y. Jets.....	11/22/12
Seattle	Minnesota.....	09/29/02
Atlanta	Carolina.....	10/04/98

HOW THE PATRIOTS SCORED THREE TOUCHDOWNS IN 57 SECONDS:

- Rob Gronkowski caught a 2-yard touchdown pass from Tom Brady with 1:57 left in the first half to make the score 24-7 and cap off a 10-play, 80-yard drive.
- After the Patriots defense forced a three-and-out, a 42-yard Julian Edelman punt return gave New England possession at the Chicago 9-yard line, and Brady found Brandon LaFell for a 9-yard touchdown on the next play to give the Patriots a 31-7 lead with 1:07 left in the first half.
- On the Bears first play following the LaFell touchdown, Zach Moore forced a Jay Cutler fumble that was recovered by Rob Ninkovich and returned for a 15-yard touchdown that gave the Patriots a 38-7 Patriots lead with 55 seconds left in the first half.

COMEBACKS FOR THE AGES

The Patriots have staged two historic come-from-behind victories over the past several seasons:

Belichick coached the Patriots back from a 25-point deficit to win Super Bowl LI. A comeback of that magnitude is extremely rare. There had been 2,656 games in which a team led by 25 points or more in NFL history, including the postseason. Teams leading by 25 had recorded 2,647 wins, seven losses and two ties, a winning percentage of .997.

New England came back from a 24-point deficit to defeat the Broncos, 34-31, in overtime in a Sunday Night Football matchup on Nov. 24, 2013, marking the largest regular season comeback win in team history, after trailing 24-0 at halftime.

New England's previous best comeback win was from a 23-0 deficit to win, 38-23, vs. Seattle (09/16/84). The Patriots also came back from 22 points down to win at the New York Giants, 23-22 (12/21/96). The Patriots have come from 21 points down to win four times, most recently vs. Buffalo (01/01/12).



PATRIOTS FOOTBALL NETWORK

The Patriots Football Network (PFN) is the full portfolio of media offerings from the six-time Super Bowl Champion New England Patriots. PFN provides Patriots content produced both in-house and with media partners spanning print, television, radio and the Internet.

PATRIOTS ALL ACCESS

The Emmy Award-winning "Patriots All-Access" airs weekly throughout the season on WBZ-TV Channel 4 in Boston and regional affiliates in Hartford, Providence, Springfield, Burlington, Portland and Bangor. "Patriots All-Access" features exclusive behind-the-scenes access and in-depth weekly features on Patriots players and personnel. Hosted by WBZ's Steve Burton, the show features weekly sit-downs with Bill Belichick including the popular "Belestrator" segment where the coach breaks down upcoming opponents with Scott Zolak.

"Patriots All-Access" airs Fridays from 7-8 p.m. on **WBZ-TV** and Sunday from 9-10 a.m. on **myTV38** in Boston. **Check local listings for airtime.**

PATRIOTS THIS WEEK

Insider information. Passionate debate. Timely analysis. That's what "Patriots This Week" delivers. The show, hosted by Bob Socci with former Patriots Scott Zolak and Levin Reid, is a fast-paced, half-hour of football talk. From breaking down the previous contest to game planning the next opponent, there's no better way to get ready for football than "Patriots This Week" — every Friday night at 10:30 p.m. on NBC Sports Boston.

PATRIOTS.COM

NEWS

Patriots.com features daily updates and exclusive content from the writers of Patriots Football Weekly, offering everything from breaking news to player features and the popular "Unfiltered Q&A" postings.

VIDEO

The Patriots offer video ready for any device with a screen. Live video includes every Bill Belichick and player press conference, the Dunkin' pregame and postgame shows and other events such as special episodes of Patriots All-Access and the Patriots Hall of Fame induction ceremony. On demand video ranges from daily news updates, special features, player interviews, game highlights and Patriots Cheerleaders. Video offerings also include exclusive content such as postgame locker room celebrations and "Belichick Breakdowns" where coach gives his unique insight into opponents and plays.

AUDIO

Live, original radio shows and on demand podcasts produced from the studios at Gillette Stadium are available on Patriots.com, the Patriots app, TuneIn Radio, iTunes and other podcast platforms. The line-up includes "Patriots Unfiltered," the team's flagship show featuring the writers from Patriots.com and "Patriots Playbook" with John Rooke. Also, "Pats from the Past" has Patriots Hall of Fame Executive Director Bryan Morry and Matt Smith, Patriots Executive Producer, sitting down for extended conversations with former Patriots. Morry and Smith's combined 40 years of experience with the team makes for great interviews with fan favorites over the decades.

Additional audio content includes every press conference and conference call, player interviews, Training Camp-cast, Patriots Roster Report, Patriots Prospect Reports and special live NFL Draft shows. Wherever there's a speaker, there's Patriots audio, anytime, anywhere. Check Patriots.com for in-season and out-of-season schedules.

PHOTOS

The Patriots in-house photographers produce the largest selection of Patriots game action and behind-the-scenes photos in the world. Hundreds of player and cheerleader galleries will keep you clicking!

PATRIOTS SOCIAL MEDIA

The Patriots social media channels bring the fans closer to the team with unmatched behind-the-scenes access. From press releases and roster transactions to action photos and exclusive videos, the Patriots social media accounts are a must follow for all Patriots fans. The Patriots are active on multiple platforms, providing on-field statistics and milestones, off-the-field lifestyle content as well as information, news and updates. Follow the team's official accounts: Facebook (NewEnglandPatriots), Twitter (@patriots), Instagram (@patriots), Snapchat ('patriots'), YouTube (patriots), Google+ (+patriots) Pinterest (patriots) and TikTok (patriots).

PATRIOTS MONDAY ON WEEI

WEEI Sports Radio broadcasts Patriots Monday each week, offering fans unique insight and analysis from Bill Belichick and Patriots players. WEEI will broadcast Patriots Monday each week, kicking off with "The Greg Hill Show" at 6 a.m., followed by Andy Gresh and Rich Keefe at 10 a.m. and Lou Merloni and Christian Fauria from 2 to 6 p.m.

PATRIOTS FRIDAY ON WEEI

WEEI also broadcasts Patriots Friday each week, offering fans a look ahead at the weekend's game, match ups and rivalries. Various Patriots players will be featured on air. WEEI will broadcast Patriots Fridays each week throughout the season with.

98.5 THE SPORTS HUB PATRIOTS RADIO NETWORK



FLAGSHIP STATION OF THE NEW ENGLAND PATRIOTS

98.5 The Sports Hub is the Patriots flagship station, broadcasting every Patriots game across its radio network and featuring broadcasting duo Bob Socci and Scott Zolak. Three hours prior to kickoff, during halftime and after the game, Marc Bertrand and Chris Gasper will be serving up all the timely news and notes, while Jim Murray will join Bertrand for the postgame news, including live sound from the postgame press conferences.

FLAGSHIP STATION

WBZ-FM Boston 98.5 FM

MASSACHUSETTS

WBZ-FM	Boston	98.5 FM
WAQY	Springfield	102.1 FM
WBEC	Pittsfield	1420 AM
WPKZ	Fitchburg	1280 AM/105.3 FM
WNAW	North Adams	1230 AM
WBSM	New Bedford	1420 AM
WPVQ	Greenfield	95.3 FM
WSAR	Fall River	1480 AM
WWFX	Worcester	100.1 FM
WXTK	Hyannis	95.1 FM
WMRC	Milford	103.1 FM/1490 AM
WBOQ	Gloucester	104.9 FM

MAINE

WBLM	Portland	102.9 FM
WEBB	Augusta	98.5 FM
WWMJ	Bangor	92.9 FM
WOZI	Presque Isle	101.9 FM

CONNECTICUT

WTIC	Hartford	1080 AM
WINY	Putnam	1350 AM
WGCH	Greenwich	1490 AM/105.5 FM

NEW HAMPSHIRE

WFNQ	Nashua	106.3 FM
WPQK	North Conway	103.7 FM
WSAK	Hampton	102.1 FM
WSHK	Portsmouth/Dover	105.3 FM
WNNH	Concord	99.1 FM
WLNH	Laconia	98.3 FM
WINQ	Keene	98.7 FM
WTSV	Claremont	94.3, 94.5 FM/ 1230 AM

VERMONT

WCPV	Burlington	101.3 FM
WDEV	Waterbury	550 AM/96.1 FM
WLVB	Morrisville	93.9 FM
WDVT	Rutland	94.5 FM
WINQ	Brattleboro	1490 AM

RHODE ISLAND

WPRO	Providence	630 AM
WEAN	Providence	99.7 FM

NEW YORK

WHTK	Rochester	1280 AM
------	-----------	---------



WINNINGEST PRO SPORTS TEAMS SINCE 1994

PATRIOTS ARE WINNINGEST PRO SPORTS FRANCHISE SINCE 1994

Since the 1994 season, the Patriots have won 68.6 percent of their regular season games (308-141), which is the highest winning percentage in major American professional sports over that period. Since 1994, there have been 145 franchises that have fielded teams in the five major American sports leagues (NFL, MLB, NBA, NHL and MLS) and completed more than two full seasons of competition.

HIGHEST WINNING PERCENTAGE IN MAJOR AMERICAN PROFESSIONAL SPORTS, 1994-PRESENT

(Regular Season – Includes National Football League, Major League Baseball, National Basketball Association, National Hockey League and Major League Soccer)

Records updated through games completed on January 9, 2022

Rk.	Records since 1994	Lg.	W	L	T/OTL	PCT.
1	New England Patriots	NFL	308	141	0	0.686
2	San Antonio Spurs	NBA	1450	735	0	0.664
3	Green Bay Packers	NFL	288	159	2	0.644
4	Vegas Golden Knights	NHL	196	108	25	0.634
5	Pittsburgh Steelers	NFL	283	163	3	0.634
6	Detroit Red Wings	NHL	1110	665	288	0.608
7	Los Angeles FC	MLS	58	34	32	0.597
8	Seattle Sounders FC	MLS	199	124	99	0.589
9	Utah Jazz	NBA	1286	900	0	0.588
10	New York Yankees	MLB	2560	1803	0	0.587
11	Indianapolis Colts	NFL	262	187	0	0.584
12	Dallas Stars	NHL	1059	722	276	0.582
13	Boston Bruins	NHL	1046	710	301	0.582
14	Pittsburgh Penguins	NHL	1074	742	242	0.581
15	St. Louis Blues	NHL	1057	727	280	0.580
16	Washington Capitals	NHL	1057	734	265	0.579
17	Philadelphia Flyers	NHL	1025	713	309	0.576
18	Colorado Avalanche/Quebec Nordiques	NHL	1058	749	250	0.575
19	Los Angeles Lakers	NBA	1257	929	0	0.575
20	Atlanta United FC	MLS	73	50	36	0.572
21	New Jersey Devils	NHL	1036	744	281	0.571
22	New York City FC	MLS	101	71	55	0.566
23	Denver Broncos	NFL	254	195	0	0.566
24	Miami Heat	NBA	1230	947	0	0.565
25	Oklahoma City/Seattle Thunder	NBA	1230	955	0	0.563
26	Nashville Predators	NHL	875	657	225	0.562
27	San Jose Sharks	NHL	1028	772	266	0.562
28	Kansas City Chiefs	NFL	252	197	0	0.561
29	Baltimore Ravens	NFL	233	183	1	0.560
30	Houston Rockets	NBA	1224	963	0	0.560
31	Atlanta Braves	MLB	2422	1942	0	0.555
32	Minnesota Wild	NHL	780	609	211	0.553
33	Indiana Pacers	NBA	1205	981	0	0.551
34	Seattle Seahawks	NFL	247	201	1	0.551
35	Los Angeles Dodgers	MLB	2404	1964	0	0.550
36	Dallas Mavericks	NBA	1202	987	0	0.549
37	Boston Red Sox	MLB	2397	1971	0	0.549
38	Los Angeles Galaxy	MLS	363	285	172	0.548
39	Philadelphia Eagles	NFL	244	202	2	0.547
40	Dallas Cowboys	NFL	244	205	0	0.543
41	Anaheim Ducks	NHL	974	798	289	0.543
42	St. Louis Cardinals	MLB	2366	1997	0	0.542
43	Portland Trail Blazers	NBA	1185	1002	0	0.542
44	New York Rangers	NHL	991	820	251	0.541
45	Toronto Maple Leafs	NHL	978	815	266	0.540
46	Vancouver Canucks	NHL	970	811	271	0.539
47	Minnesota Vikings	NFL	241	206	14	0.538
48	Chicago Blackhawks	NHL	958	804	285	0.538
49	Montreal Canadiens	NHL	959	823	279	0.533
50	Cleveland Indians	MLB	2323	2040	0	0.532

NOTES: This analysis uses NFL rules when calculating winning percentage, counting ties as a half-win and a half-loss. For NHL teams, overtime losses (OTL) and ties from 2001-2004 (the NHL abolished ties in 2005-2006 and instituted a shootout system) are counted as ties when calculating winning percentage.

**The Miami Fusion were contracted following the 2001 MLS season.*

HIGHEST WINNING PERCENTAGE AMONG BOSTON-AREA MAJOR PROFESSIONAL SPORTS TEAMS, 1994-PRESENT

(Rankings listed below are each team's overall ranking among the 145 major American pro sports teams that have completed more than two full seasons of competition)

Records updated through games completed on January 9, 2022

Rank	Team	Lg.	W	L	T/OTL	Pct.
1	New England Patriots	NFL	308	141	0	0.686
13	Boston Bruins	NHL	1046	710	301	0.582
37	Boston Red Sox	MLB	2397	1971	0	0.549
63	Boston Celtics	NBA	1127	1058	0	0.516
96	New England Revolution	MLS	314	332	176	0.489