



2021

SEASON IN REVIEW

# TABLE OF CONTENTS

## SEASON NOTES

SEASON NOTES ..... 1

## PLAYER NOTES

BRAXTON BERRIOS ..... 10  
 MICHAEL CARTER ..... 12  
 MICHAEL CARTER II ..... 14  
 KEELAN COLE ..... 15  
 JAMISON CROWDER ..... 16  
 ASHTYN DAVIS ..... 17  
 COREY DAVIS ..... 18  
 LAURENT DUVERNAY-TARDIF ..... 20  
 BRANDIN ECHOLS ..... 21  
 GEORGE FANT ..... 23  
 FOLORUNSO FATUKASI ..... 24  
 JOHN FRANKLIN-MYERS ..... 25  
 BRYCE HALL ..... 27  
 JUSTIN HARDEE ..... 28  
 THOMAS HENNESSY ..... 29  
 BRYCE HUFF ..... 30  
 TY JOHNSON ..... 31  
 BRADEN MANN ..... 32  
 CONNOR McGOVERN ..... 33  
 ELIJAH MOORE ..... 34  
 MORGAN MOSES ..... 36  
 C.J. MOSLEY ..... 37  
 KYLE PHILLIPS ..... 39  
 EDDY PIÑEIRO ..... 40  
 ALIJAH VERA-TUCKER ..... 41  
 MIKE WHITE ..... 42  
 QUINCY WILLIAMS ..... 43  
 QUINNEN WILLIAMS ..... 44  
 ZACH WILSON ..... 46

## FINAL 2021 STATS

2021 SEASON STATISTICS ..... 49  
 2021 DEFENSIVE STATISTICS ..... 50  
 2021 RANKINGS & NUMBERS ..... 51  
 SEASON SUPERLATIVES ..... 52  
 THE LAST TIME ..... 53

## FINAL 2021 ROSTERS


2021 PLAYER PARTICIPATION ..... 57  
 2021 GAME-BY-GAME STARTERS ..... 59  
 2021-22 ROSTER TRANSACTIONS ..... 60  
 FINAL ALPHA ROSTER ..... 64  
 FINAL NUMERICAL ROSTER ..... 65

# COMMUNICATIONS STAFF



**ERIC  
GELFAND**

SENIOR  
VICE PRESIDENT



**JARED  
WINLEY**

VICE  
PRESIDENT



**MEGHAN  
GILMORE**

DIRECTOR



**NICK  
FILIS**

SENIOR  
MANAGER



**DANIELLE  
BONNETT**

COORDINATOR



**FAYTHE  
MUNDELL**

SEASONAL  
ASSISTANT



**RYAN  
STEFANACCI**

SEASONAL  
ASSISTANT

# COMMUNICATIONS CENTER

To assist in covering the team, the Jets communications staff established the **NEW YORK JETS COMMUNICATIONS CENTER** (<https://jets.1rmg.com/>). A convenient, easy-to-use resource for media, the site will provide regularly updated access to:

- Media Schedules
- Press Releases
- Jets in the Community News
- Rosters & Pronunciations
- Player & Coach Bios
- New York Jets Media Information
- NFL Record & Fact Book
- Player/Coach Availability Video & Transcripts
- Statistics
- Game Releases
- Injury Reports

The Communications Center also serves as a gameday resource, where media can access flip cards, in-game stats as well as gamebooks, post-game notes and quotes.



**NYJCOMMUNICATIONS@JETS.NFL.COM**



**NEWYORKJETS.COM**




**@NYJETSPR**




**@NYJETS**





# 2021 SCHEDULE

## PRESEASON



**W, 12-7**  
7:30PM  
AUG. 14



**W, 23-14**  
4:25PM  
AUG. 21



**T, 31-31**  
7:30PM  
AUG. 27

## REGULAR SEASON



**L, 14-19**  
1:00PM  
SEPT. 12



**L, 6-25**  
1:00PM  
SEPT. 19



**L, 0-26**  
4:05PM  
SEPT. 26



**W, 27-24**  
1:00PM  
OCT. 3



**L, 20-27**  
9:30AM  
OCT. 10



BYE WK 6



**L, 13-54**  
1:00PM  
OCT. 24



**W, 34-31**  
1:00PM  
OCT. 31



**L, 30-45**  
8:20PM  
NOV. 4



**L, 17-45**  
1:00PM  
NOV. 14



**L, 17-24**  
1:00PM  
NOV. 21



**W, 21-14**  
1:00PM  
NOV. 28



**L, 18-33**  
1:00PM  
DEC. 5



**L, 9-30**  
1:00PM  
DEC. 12



**L, 24-31**  
1:00PM  
DEC. 19



**W, 26-21**  
1:00PM  
DEC. 26



**L, 24-28**  
1:00PM  
JAN. 2



**L, 10-27**  
4:25PM  
JAN. 9



VISIT NYJETS.COM FOR SCHEDULE UPDATES & TO PURCHASE TICKETS

Games Broadcast on ESPN New York 98.7FM & WQBU 92.7FM. Tune Into SNY on Gameday to Watch Jets Pre Game & Jets Post Game Live. All Games are Eastern Standard Time. Weeks 5-8 & 10-18 Subject to NFL Flex Schedule. Week 15 Date and Time Subject to Change. \*NFL Network, FOX & Amazon Simulcast Subject to Change.



# SEASON NOTES



2 0 2 1   N E W   Y O R K   J E T S





# SEASON NOTES

## LEARNING TO WIN

*These are all scars that they are getting. They're learning. I've said it up here a million times, you have to learn not to lose first. Then, once you learn how not to lose, you figure out how to win. Then, once you learn how to win, you have to learn how to close games.*

Head Coach **Robert Saleh** (Nov. 21, 2021)

Over the final eight weeks of the season, seven of the Jets games were within a score in the fourth quarter, where just four of the first nine games were one score games in the fourth quarter • For Head Coach **ROBERT SALEH's** young roster, that experience was a part of learning to win, playing those close games against six teams that finished with winning records, including three playoff teams.

### ONE SCORE GAMES in the FOURTH QUARTER WEEKS 1-10

Week	Game	Result	4th Q
1	at CAR	L	Loss (5 pts)
2	vs. NE	L	--
3	at DEN	L	--
4	vs. TEN	W	Win (OT)
5	at ATL	L	Loss (7 pts)
7	at NE	L	--
8	vs. CIN	W	Win (3 pts)
9	at IND	L	--
10	vs. BUF	L	--

### WEEKS 11-18

Week	Game	Result	4th Q
11	vs. MIA	L	Loss (7 Pts)
12	at HST	W	Win (7 pts)
13	vs. PHI	L	--
14	vs. NO	L	Until 12:26
15	at MIA	L	Loss (7 pts)
16	vs. JAX	W	Win (4 pts)
17	vs. TB	L	Loss (4 pts)
18	at BUF	L	Until 8:24

## YOUNG ROSTER

*When we set out to find the right person to lead this franchise, some of the biggest things that we were looking for was someone who could teach, who can inspire and who can lead, and we have that in Coach Saleh and his staff. We're fortunate to call him a teammate and really can't praise him and his staff enough for the player development job they took on this year, a monumental player development task with as many first- and second-year players that we had. Him and staff, they didn't tip their toe in the water, they cannonballed in. I appreciate the way that they attacked that, and you could see the growth from our young team as the season progressed.*

General Manager **Joe Douglas** (Jan. 10, 2022)

Entering the season, the Jets had the youngest Kickoff Weekend roster in the league at 25.13 years old • **SALEH's** team finished second in the league with 5,675 snaps from rookie/first-year players, while also starting a league-high 76 games.

### 2021 NEW YORK JETS NUMBERS & RANKS

*(according to TruMedia)*

Category	No.	Rank
Games Played	155	2nd
Games Started	76	1st
Total Snaps	5,675	2nd
Offensive Snaps	2,630	2nd
Defensive Snaps	2,066	5th
Special Teams Snaps	979	t-6th

## 2021 TEAM AWARDS

### CURTIS MARTIN TEAM MOST VALUABLE PLAYER

C.J. Mosley

### DENNIS BYRD MOST INSPIRATIONAL PLAYER

Folorunso Fatukasi

### MARTY LYONS COMMUNITY SERVICE AWARD

Quinnen Williams

### KYLE CLIFTON "GOOD GUY" AWARD

Quinnen Williams

### BILL HAMPTON MOST PROFESSIONAL ROOKIE

Elijah Moore

### ED BLOCK COURAGE AWARD

Ashtyn Davis



## CONSISTENTLY ELITE

In 2021, the Jets used a league-high 78 different players on special teams, including three different kickers and three different punter • While three of the top four players in special teams snaps were in their first year with the team, nine first-time Jets played at least 100 snaps on teams.

Despite that turnover, Special Teams Coordinator **BRANT BOYER's** unit ranked second in the league in special teams DVOA (an estimate of how many points, compared to league average, each team receives from the five elements of special teams: field goals/extra points, kickoffs, kick returns, punts, punt returns).

For **BOYER** and the Jets special teams, this is the third top five finish in DVOA in the last four seasons, joining BLT and KC as the only three teams with three top five finishes in the last four seasons.

### DVOA Finishes • Since 2018 *(according to Football Outsiders)*



## TOP FIVE RANKINGS

Among the areas where **BOYER's** group excelled in 2021 were kickoff return average, punt return average and kickoff coverage average, finishing with a top five league ranking in each • The Jets, led by All-Pro return specialist **BRAXTON BERRIOS**, ranked first in kickoff return average (27.42) and second in punt return average (12.12) – the only team in the top five in both categories.

KICKOFF RET. AVG.	PUNT RET. AVG.
27.42	13.85
26.53	12.12
25.11	12.00
25.03	11.66
24.79	11.32

## CAREER SEASONS

Additionally, a number of players enjoyed career seasons under **BOYER** in 2021, including **BERRIOS**, special team captain and leading ST tackler **JUSTIN HARDEE** and linebacker **DEL'SHAWN PHILLIPS**.

In addition, punter **BRADEN MANN** and kicker **EDDY PIÑEIRO** both finished the season strong as **MANN** finished the last four games with a 43.0 net punting average, fifth best in the league, and **PIÑEIRO** connected on all eight FG attempts as a Jet.

10	34	43
<b>BRAXTON BERRIOS</b>	<b>JUSTIN HARDEE</b>	<b>DEL'SHAWN PHILLIPS</b>
<b>30.4</b>	<b>12</b>	<b>11</b>
KO RET. AVG.	ST TACKLES	ST TACKLES
<b>13.4</b>		
PUNT RET. AVG.		



## ROOKIE LEADERS

Offensive Coordinator **MIKE LaFLEUR's** offense became only the second in the league since the merger (1970) with a rookie leading the team in passing, rushing and receiving yards • Quarterback **ZACH WILSON**, running back **MICHAEL CARTER** and wide receiver **ELIJAH MOORE**, were all selected in the team's first four picks in the 2021 NFL Draft, while the second of the first-round selection, left guard **ALIJAH VERA-TUCKER** allowed just two sacks this season and was named to the PFWA All-Rookie Team.



ZACH WILSON

2,334

PASSING YARDS  
FIRST ROOKIE SINCE

2017



MICHAEL CARTER

639

RUSHING YARDS  
FIRST ROOKIE SINCE

2006



ELIJAH MOORE

538

RECEIVING YARDS  
FIRST ROOKIE SINCE

1995

## RUSHING OFFENSE

Improvement as the season went on was a theme for **LaFLEUR** and the offense as over the final eight games (since Week 11 vs. MIA), the Jets ran for 980 yards, the 10th most in the league, while also ranking in the top 10 in rushing touchdowns (eight).

The Jets offense increased their rushing yards per game by almost 50 from the first nine weeks, while average 5.19 yards per carry in the final eight, over a yard-and-a-half more than Weeks 1-10 • Additionally, the rushing offense produced 273 yards on the ground vs. JAX (12/26), a single-game high for any team this season.

### RUSHING IMPROVEMENT • 2021 New York Jets *(according to TruMedia)*

Category	WEEK 1-10		WEEK 11-18	
	No.	Rank	No.	Rank
Rushing Yards	687	31st	980	10th
Rushing Touchdowns	6	26th	8	10th
Rushing Average	3.60	29th	5.19	2nd
Explosive Runs (12+ Yards)	12	30th	23	5th



## NEXT MAN UP

As a result of injury in 2021, **LaFLEUR's** offense was forced to start three different quarterbacks – **ZACH WILSON**, **MIKE WHITE** and **JOE FLACCO** – while a fourth – **JOSH JOHNSON** – played the majority of the game at IND (11/4) • Only **FLACCO**, who was acquired in Week 10, entered the season with more than 10 career starts, while both **WILSON** and **WHITE** both made their first career starts this season • Despite the inexperience, all four quarterbacks had 290+ yard passing performances this season, the only team in league history to do so, while all four also had a game with two+ passing touchdowns, the first team since 1987.

### 2021 NEW YORK JETS QBs • Career Starts



JOE FLACCO

176



ZACH WILSON

13\*



JOSH JOHNSON

9



MIKE WHITE

3\*

\*All in 2021



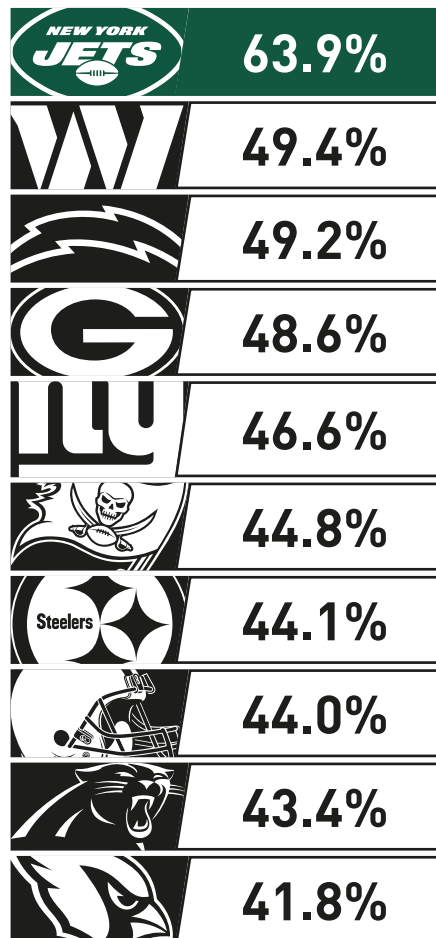
## RAISING A DEFENSE

*“When you’re raising a young defense like we are right now, we’re getting these scars, these battle wounds. I’d like to think that as much as that hurt, that failure will lead to like the defense we’re trying to create here, a championship level defense. I’m highly confident that those guys that were involved in that play, we call that again, that will never happen again. And when we’re playing for championships here, that’s going to be one of the reasons that we win them.”*

Defensive Coordinator **Jeff Ulbrich** (Jan. 6, 2022)

Of the 18 players that played 225+ snaps on defense for the Jets this season, 11 were 25 years of age or less • Overall, Defensive Coordinator **JEFF ULBRICH's** defense led the league in games played (234), games started (120), total defensive snaps (7,833), while players 25 years of age or less at the start of the season accounted for 63.9% of the team’s defensive snaps, the highest percentage in the league and the only team in the league over 50%.

### PCT. of SNAPS by PLAYERS 25 or UNDER • 2021 Season *(according to TruMedia)*



## “GO TO MAMA”

*“We have a saying, when things start getting a little wild or you start to get out of whack in a game or at practice, you just say, ‘Go to mama.’ We went back home. We went back to our basics. We went back to our fundamentals. We really got in tuned to what our calls meant and why we called them and how to fit and in certain situations, when we call these certain plays, why do we do it and how do we fit these things.”*

C.J. Mosley (Jan. 5, 2022)

After allowing league highs in a number of categories over the first 11 weeks, **ULBRICH's** defense got back to basics improving their numbers in points per game, yards per play, yards per attempt and yards per rush over the final seven weeks of the season.

### DEFENSIVE IMPROVEMENT • 2021 New York Jets

*(according to TruMedia)*

Category	WEEK 1-11 Avg.	WEEK 12-18 Avg.
Points/Game	32.0	26.3
Yards/Play	6.26	5.42
Pass Yards/Attempt	8.41	7.33
Yards/Rush	4.57	4.37





# SEASON NOTES



## PAVING THE WAY

Under Offensive Line/Run Game Coordinator **JOHN BENTON**, the Jets offensive line improved over the course of the season in both the run and pass game • After averaging 3.60 yards per carry from Weeks 1-10, the o-line helped pave the way for 5.19 yards per – the second best average – over the final eight weeks, while in pass protection, the line improved from allowing pressure on 32.4% of passes to 25.6%, a top half percentage in that span.

### RUSHING IMPROVEMENT • 2021 New York Jets

*(according to TruMedia)*

Category	WEEK 1-10		WEEK 11-18	
	No.	Rank	No.	Rank
Rushing Average	3.60	29th	5.19	2nd
Pressure Allowed Pct.	32.4%	26th	25.6%	15th

The line also showcased their depth and versatility in Weeks 16 & 17, as **BENTON's** group – dealing with injuries and COVID - blocked for consecutive games of 150+ rushing yards and one-or-fewer sacks allowed, only the third team in the league with consecutive such games and the first time the Jets did so in back-to-back weeks since 2015 • Over those weeks, only two players, **DAN FEENEY** and **MORGAN MOSES** – neither were kickoff weekend starters – started and finished both games, while the Jets used 10 different linemen and seven different starters.

### NEW YORK JETS O-LINE SNAPS • Weeks 16 & 17

*(according to TruMedia)*

Player	Pos.	Snaps	GP	GS
Dan Feeney	G/C	119	2	2
Morgan Moses	RT	111	2	2
George Fant	LT	78	2	2
Laurent Duvernay-Tardif	RG	60	1	1
Alijah Vera-Tucker	LG	60	1	1
Greg Van Roten	RG	59	2	1
Connor McGovern	C	51	1	1
Chuma Edoga	OL	41	1	0
Conor McDermott	OL/TE	23	2	1
Isaiah Williams	OL	7	1	0

## ROOKIE IMPROVEMENT

Working with Quarterbacks Coach **ROB CALABRESE**, quarterback **ZACH WILSON** saw marked improvement in both snaps per touchdown and snaps per turnover over his final seven starts, the only first-round rookie to improve in both (Trey Lance & Justin had fewer than 100 snaps over the final eight weeks) • **WILSON** improved from a league-low in TDs per snap to 22nd and from a second lowest in INTs per snap to third best in the final eight games.

### FIRST-ROUND ROOKIE QBs • Weeks 1-10 vs. 11-18

*(rankings for QBs w/100+ att. in each span • according to TruMedia)*

#### WEEKS 1-10

Player	Starts	TD/Sn	Rank	T0/Sn	Rank
Mac Jones	10	46.7	25th	67.4	15th
Trevor Lawrence	9	55.6	31st	42.8	32nd
<b>Zach Wilson</b>	<b>6</b>	<b>77.5</b>	<b>35th</b>	<b>34.4</b>	<b>34th</b>

#### WEEKS 11-18

Player	Starts	TD/Sn	Rank	T0/Sn	Rank
<b>Zach Wilson</b>	<b>7</b>	<b>44.3</b> ▲	<b>22nd</b>	<b>133.0</b> ▲	<b>3rd</b>
Mac Jones	7	45.1 ▲	24th	58.0 ▼	23rd
Trevor Lawrence	8	116.5 ▼	33rd	51.8 ▲	25th



## YOUNG SECONDARY

Perhaps no group epitomized the team's youth as much as Senior Defensive Assistant/Cornerbacks **TONY ODEN's** and Defensive Backs/Safeties Coach **MARQUAND MANUEL's** secondary • Four of the top six players on the team in defensive snaps were rookie or second-year defensive backs, and the top six snaps counts among Jets DBs were all in their first two seasons.

Throughout the league, no team had more snaps from rookie and second-year players in their secondary than the 4,468 by the Jets in 2021, while the difference between the Jets and second place (CAR) was over 1,750 snaps.

### ROOKIE & SECOND-YEAR DB SNAPS • 2021 Season *(according to TruMedia)*

Rk	Team	GP	GS	Def. Snaps
1.	New York Jets	116	61	4,468
2.	Carolina Panthers	99	39	2,681
3.	Atlanta Falcons	76	22	2,066
4.	Las Vegas Raiders	54	28	2,032
5.	New York Giants	57	24	1,929

## SECONDARY SUPERLATIVES

In addition to their youth, the Jets secondary was one of only two in the league without a player selected in the first two rounds playing 500+ snaps • **ODEN's** and **MANUEL's** young secondary saw a number of superlatives, finishing seventh in passes defended (19) and 11th in interceptions (three) over the final four weeks.

PLAYER	POS.	EXP.	DRAFT	SNAPS
<b>BRYCE HALL</b>	<b>CB</b>	<b>2</b>	<b>5th</b>	<b>1,126</b>

Led team in snaps and became the only Jet to start 17 regular season games • Led the team in passes defended (16), finishing tied for the sixth most in the league.

<b>MICHAEL CARTER II</b>	<b>CB</b>	<b>R</b>	<b>5th</b>	<b>743</b>
--------------------------	-----------	----------	------------	------------

One of only three rookies in 2021 and only four Jets rookies since 2000 with four+ passes defended and four+ tackles for loss.

<b>BRANDIN ECHOLS</b>	<b>CB</b>	<b>R</b>	<b>6th</b>	<b>737</b>
-----------------------	-----------	----------	------------	------------

Became one of just 12 non-OL/DL rookies drafted in the sixth round or later to start 14+ games • His nine passes defended were tied for the sixth most among all rookies.

<b>ASHTYN DAVIS</b>	<b>S</b>	<b>2</b>	<b>3rd</b>	<b>718</b>
---------------------	----------	----------	------------	------------

Tied for the team lead in interceptions and forced fumbles • One of only 11 players in the league with 50+ tackles, two+ interceptions and two+ forced fumbles.

## CAREER YEARS

A pair of Jets linebackers, veteran **C.J. MOSLEY**, returning after opting out of the 2020 season and missing all but two games the year before, and roster reduction waiver claim **QUINCY WILLIAMS**, who entered 2021 with 18 games played (eight starts) in his first two seasons, both enjoyed single-season career highs in their first season working with Linebackers Coach **MIKE RUTENBERG**.

**MOSLEY** – the Team MVP – finished fourth in the league with a 168 tackles, a new single-season best, while **WILLIAMS** posted season bests in tackles (107), sacks (2.0), passes defended (five) and forced fumbles (three).

### LB TEAMMATES w/ 100+ EACH • 2021 Season *(according to TruMedia)*

	<b>JORDYN BROOKS</b>	<b>183</b>
	<b>BOBBY WAGNER</b>	<b>170</b>
	<b>FOYE OLUOKUN</b>	<b>192</b>
	<b>DEION JONES</b>	<b>137</b>
	<b>C.J. MOSLEY</b>	<b>168</b>
	<b>QUINCY WILLIAMS</b>	<b>107</b>
	<b>ALEX SINGLETON</b>	<b>130</b>
	<b>T.J. EDWARDS</b>	<b>125</b>
	<b>BOBBY OKEREKE</b>	<b>130</b>
	<b>DARIUS LEONARD</b>	<b>122</b>
	<b>FRED WARNER</b>	<b>137</b>
	<b>AZEEZ AL-SHAIR</b>	<b>102</b>
	<b>JORDAN HICKS</b>	<b>116</b>
	<b>ISAIAH SIMMONS</b>	<b>102</b>
	<b>MYLES JACK</b>	<b>108</b>
	<b>DAMIEN WILSON</b>	<b>104</b>



# SEASON NOTES



## 2022 NEW YORK JETS DRAFT PICKS

Round	Pick	Acquired
1	4	Original
1	10	SEA (J. Adams)
2	35	Original
2	38	CAR (S. Darnold)
3	69	Original
4	TBD*	MIN (C. Herndon)
4	TBD*	CAR (S. Darnold)
5	TBD*	Original
5	TBD*	PIT (A. Williamson)

\*Subject to Compensatory Picks

## DEEP, STOUT FRONT

*I think (Aaron Whitecotton's) personality definitely fits our style of defense. We're an attacking front, we get off the ball, we create havoc, and the moment we touch the practice field he embodies all of that. It trickles down through the rest of us, he gets us fired up, but he's also a guy you can pull aside and talk to about things you see on the field or in meeting rooms. He's very much a guy who can just have those conversations about what needs to be done and you know, it's not always all energy, all passion, all the time. He's a guy who's able to do a little bit of everything. I think that's what makes him a great coach.*

Sheldon Rankins (Oct. 6, 2021)

Despite the preseason loss of UFA signing **CARL LAWSON**, the Jets defensive line remained a deep group as Defensive Line Coach **AARON WHITECOTTON** saw seven different linemen register 15+ quarterback pressures, one of just nine teams in the league to do so, while all three interior defensive linemen with at least 500 snaps in 2021 – **QUINNEN WILLIAMS**, **FOLORUNSO FATUKASI** and **SHELDON RANKINS** – all finished in the top 10 league-wide in stuff percentage (defined as tackles made on run plays resulting in no gain or loss).

### NEW YORK JETS DL w/ 15+ QBPs • 2021 Season (according to Next Gen Stats)

Rk	Player	Snaps	QBP	Stuffs
1.	John Franklin-Myers	691	43	8
3.	Sheldon Rankins	612	22	9
2.	Quinnen Williams	589	25	11
4t.	Folorunso Fatukasi	538	15	16
4t.	Bryce Huff	321	15	2
4t.	Shaq Lawson	510	15	8
4t.	Nathan Shepherd	477	15	8

## 2022 NFL DRAFT FIRST ROUND

Pick	Team	Record	Pct.	SOS
1	JAX	3-14	.176	.512
2	DET	3-13-1	.206	.528
3	HST	4-13	.235	.498
<b>4</b>	<b>Jets</b>	<b>4-13</b>	<b>.235</b>	<b>.512</b>
5	NYG	4-13	.235	.536
6	CAR	5-12	.294	.509
7	NYG (via CHI)	6-11	.353	.524
8	ATL	7-10	.412	.472
9	DEN	7-10	.412	.484
<b>10</b>	<b>Jets (via SEA)</b>	<b>7-10</b>	<b>.412</b>	<b>.519</b>
11	WAS	7-10	.412	.529
12	MIN	8-9	.471	.507
13	CLV	8-9	.471	.514
14	BLT	8-9	.471	.531
15	PHI (via MIA)	9-8	.529	.464
16	PHI (via IND)	9-8	.529	.495
17	LAC	9-8	.529	.510
18	NO	9-8	.529	.512
19	PHI	9-8	.529	.469
20	PIT	9-7-1	.559	.521
21	NE	10-7	.588	.481
22	LV	10-7	.588	.510
23	ARZ	11-6	.647	.490
24	DAL	12-5	.706	.488
25	BUF	11-6	.647	.472
26	TEN	12-5	.706	.472
27	TB	13-4	.765	.467
28	GB	13-4	.765	.479
29	MIA (via SF)	10-7	.588	.500
30	KC	12-5	.706	.538
TBD*	CIN	10-7	.588	.472
TBD*	DET (via LAR)	12-5	.706	.483



*\*Subject to Postseason*



The Reese's Senior Bowl announced that NFL Football Operations has assigned the Detroit Lions and New York Jets as the coaching staffs for the 73rd annual Reese's Senior Bowl to be played on Saturday, February 5, 2022, at Hancock Whitney Stadium on the campus of the University of South Alabama.

“We are very thankful to Jim Nagy and his team for the chance to work with some of the best young players in the nation this week. The New York Jets are fired up for the opportunity to engage with these young men and be a part of everything at the Senior Bowl.”

*Head Coach **Robert Saleh** (Jan. 11, 2022)*

The Jets last coached the Senior Bowl in 1979. For the first time in the game's rich history, head coaches will serve in more of an advisory capacity while promoting select assistants into leadership roles on the staff (e.g. running backs coach to head coach, secondary coach to defensive coordinator, etc.).

New York Jets Head Coach **ROBERT SALEH** has tabbed Tight Ends Coach **RON MIDDLETON** to lead the National team in the 73rd annual Reese's Senior Bowl. This marks the first time in the game's rich history where head coaches will serve in more an advisory capacity while promoting assistants into expanded leadership roles on the staff.

“I want to start by thanking Jim Nagy and the Senior Bowl for the change this year allowing an assistant to work as the head coach down in Mobile. I also can't say enough about Robert Saleh for the opportunity to serve as an acting head coach during the season and certainly for this chance now. Our staff is full of deserving candidates, and I am proud to experience this week alongside them. Working with this group of extremely talented young men as they begin their professional careers is something we are all grateful to be a part of and our staff is excited to work with them for the week.”

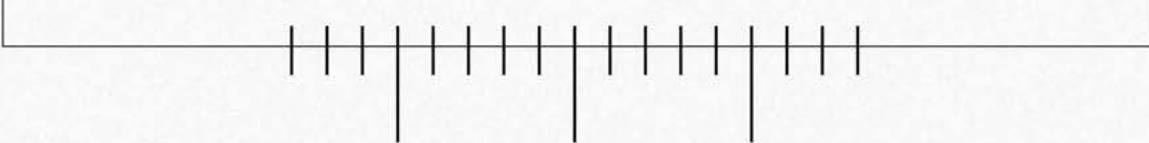
*Senior Bowl National Team HC **Ron Middleton** (Jan. 28, 2022)*

The Jets have also elevated Linebackers Coach **MIKE RUTENBERG** to defensive coordinator and Quarterbacks Coach **ROB CALABRESE** to offensive coordinator.

In addition, Senior Bowl Minority Fellowship coaches **Tyrone Wheatley** (Morgan State head coach) and **Jonathan Saxon** (South Carolina State linebackers coach/defensive coordinator) will be assisting the Jets during the week. **Wheatley** and **Saxon** will take part in on-field coaching, position meetings, and nightly staff evaluations. The primary goal of this first of its kind initiative is to connect HBCU coaches with NFL decision-makers in hope that it leads to future career opportunities, while also giving the rest of the league's teams four individuals to contact for more information on Senior Bowl participants.

## NATIONAL TEAM ROSTER

Name	Pos.	School
Pitre, Jalen.....	DB.....	Baylor
Bryant, Coby.....	DB.....	Cincinnati
Williams, Joshua.....	DB.....	Fayetteville State
Castro-Fields, Tariq.....	DB.....	Penn State
Mathis, Damarri.....	DB.....	Pittsburgh
Watson, Jaylen.....	DB.....	Washington State
Junior, Gregory.....	DB.....	Ouachita Baptist
Woods, JT.....	DB.....	Baylor
Kerby, Joseph.....	DB.....	Illinois
Sanders, Myjai.....	DL.....	Cincinnati
Jones, Travis.....	DL.....	Connecticut
Hall, Logan.....	DL.....	Houston
Robinson, Dominique.....	DL.....	Miami (Ohio)
Mafe, Boye.....	DL.....	Minnesota
Garrett, Haskell.....	DL.....	Ohio State
Smith, Tyreke.....	DL.....	Ohio State
Winfrey, Perrion.....	DL.....	Oklahoma
Thomas, Isaiah.....	DL.....	Oklahoma
Ebiketie, Arnold.....	DL.....	Penn State
Otomewo, Esezi.....	DL.....	Minnesota
Ogbonnia, Otito.....	DL.....	UCLA
Hall, Jeremiah.....	FB.....	Oklahoma
Bernard, Terrel.....	LB.....	Baylor
Beavers, Darrian.....	LB.....	Cincinnati
Rose, Mike.....	LB.....	Iowa State
Johnson, Kyron.....	LB.....	Kansas
Luketa, Jesse.....	LB.....	Penn State
Lloyd, Devin.....	LB.....	Utah
Weatherford, Sterling.....	LB.....	Miami (Ohio)
Muma, Chad.....	LB.....	Wyoming
Asamoah II, Brian.....	LB.....	Oklahoma
Andersen, Troy.....	LB.....	Montana State
Adomitis, Cal.....	LS.....	Pittsburgh
Johnson, Zion.....	OL.....	Boston College
Raimann, Bernhard.....	OL.....	Central Michigan
Zakelj, Nick.....	OL.....	Fordham
Stueber, Andrew.....	OL.....	Michigan
Faalele, Daniel.....	OL.....	Minnesota
Waletzko, Matt.....	OL.....	North Dakota
Penning, Trevor.....	OL.....	Northern Iowa
Hayes, Marquis.....	OL.....	Oklahoma
Lucas, Abraham.....	OL.....	Washington State
Strange, Cole.....	OL.....	UT-Chattanooga
Goedeke, Luke.....	OL.....	Central Michigan
Carter, Ja'Tyre.....	OL.....	Southern University
Mevis, Andrew.....	PK.....	Iowa State
Stout, Jordan.....	P.....	Penn State
Ridder, Desmond.....	QB.....	Cincinnati
Pickett, Kenny.....	QB.....	Pittsburgh
Strong, Carson.....	QB.....	Nevada
White, Rachaad.....	RB.....	Arizona State
Haskins, Hassan.....	RB.....	Michigan
Badie, Tyler.....	RB.....	Missouri
Smith, Abram.....	RB.....	Baylor
Ford, Jerome.....	RB.....	Cincinnati
McBride, Trey.....	TE.....	Colorado State
Kolar, Charlie.....	TE.....	Iowa State
Turner, Cole.....	TE.....	Nevada
Ruckert, Jeremy.....	TE.....	Ohio State
Ferguson, Jake.....	TE.....	Wisconsin
Shakir, Khalil.....	WR.....	Boise State
Pierce, Alec.....	WR.....	Cincinnati
Doubs, Romeo.....	WR.....	Nevada
Watson, Christian.....	WR.....	North Dakota State
Dotson, Jahan.....	WR.....	Penn State
Melton, Bo.....	WR.....	Rutgers

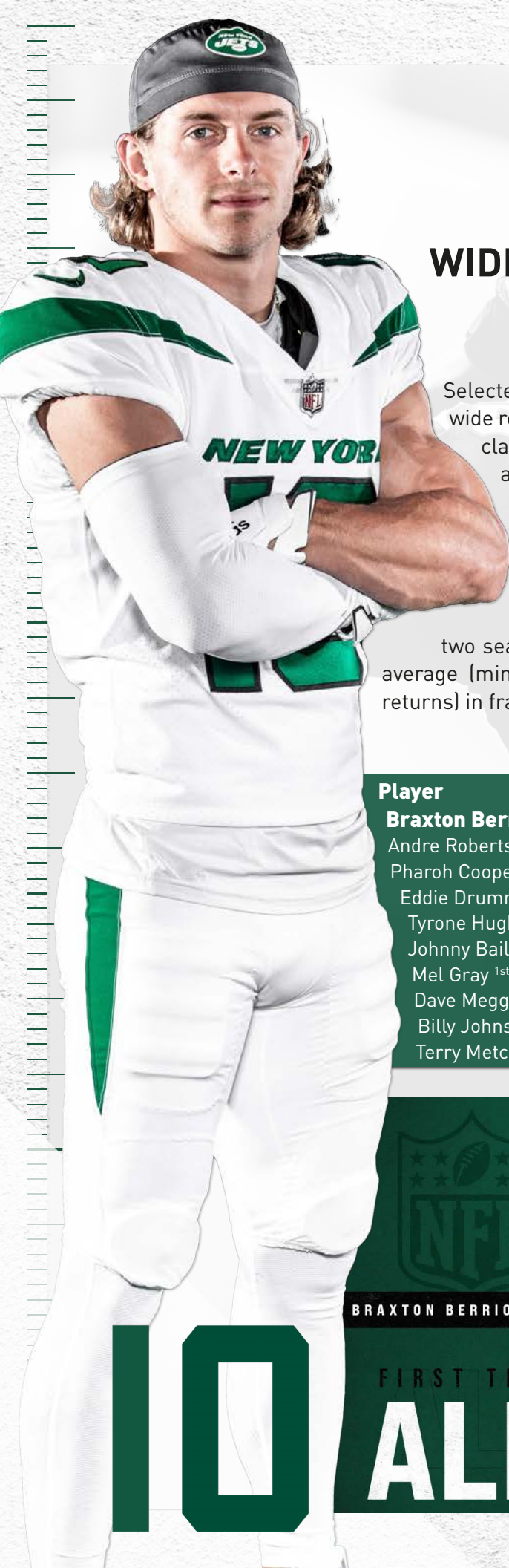


# PLAYER NOTES



2 0 2 1   N E W   Y O R K   J E T S





# BRAXTON BERRIOS

WIDE RECEIVER | RETURN SPECIALIST

## ALL-PRO PRODUCTION

Selected as a first-team All Pro and first alternate for the Pro Bowl, wide receiver/return specialist **BRAXTON BERRIOS** - a former waiver claim (2019) - finished first (min. 20 kickoff returns) in kickoff return average (30.4) and second (min. 15 punt returns) in punt return average (13.4) this season.

Since 1970, **BERRIOS** joins a list of **ONLY 10 PLAYERS THAT HAVE FINISHED IN THE TOP THREE IN BOTH KICKOFF AND PUNT RETURN AVERAGE IN THE SAME SEASON** •

Additionally, despite returning 13 total kickoffs in his previous two seasons, **BERRIOS** finished with both the third best kickoff return average (min. 20 kickoff returns) and punt return average (min. 15 punt returns) in franchise history.

### TOP THREE FINISHES IN KOR & PR AVG. • Since 1970

*(among returners w/ 20+ KOR or 15+ PR that season • according to TruMedia)*

Player	Team	Year	KR Avg.	Rank	PR Avg.	Rank
<b>Braxton Berrios</b> <sup>1st</sup>	<b>Jets</b>	<b>2021</b>	<b>30.4</b>	<b>1st</b>	<b>13.4</b>	<b>2nd</b>
Andre Roberts <sup>1st</sup>	Jets	2018	29.4	2nd	14.1	1st
Pharoh Cooper <sup>1st</sup>	LAR	2017	27.4	1st	12.5	2nd
Eddie Drummond <sup>1st</sup>	DET	2004	26.6	2nd	13.2	1st
Tyrone Hughes <sup>2nd</sup>	NO	1993	25.1	3rd	13.6	1st
Johnny Bailey	ARI	1992	24.6	3rd	13.2	1st
Mel Gray <sup>1st</sup>	DET	1991	25.8	1st	15.4	1st
Dave Meggett <sup>2nd</sup>	NYG	1990	23.4	3rd	10.9	3rd
Billy Johnson <sup>1st</sup>	HOU	1977	25.2	3rd	15.4	1st
Terry Metcalf <sup>2nd</sup>	STL	1975	27.4	3rd	12.4	3rd

<sup>1st</sup> or <sup>2nd</sup> First or Second-Team All Pro that Season

BRAXTON BERRIOS

FIRST TEAM

# ALL-PRO



## TWO-PHASE CONTRIBUTOR

In addition to his contributions on special teams, **BERRIOS** registered single-season career bests in receptions (46), receiving yards (431), rushing attempts (seven), rushing yards (40) and scrimmage touchdowns (four) • He became the **FIRST JETS WIDE RECEIVER TO RECORD MULTIPLE RUSHING TOUCHDOWNS IN THE REGULAR SEASON**, one of two receivers in the league this season to do so and one of just 19 total since the merger (1970).

Including his 102-yard kickoff return touchdown, **BERRIOS** is one of nine players with a receiving, rushing and kick return touchdown in the same season since 2016.

### SEASONS w/ REC., RUSH & RET. TDs • Since 2016

*(according to TruMedia)*

Player	Team	Year	Rec.	Rush	Ret.
Jamal Agnew	JAX	2021	1	1	1
<b>Braxton Berrios</b>	<b>Jets</b>	<b>2021</b>	<b>2</b>	<b>2</b>	<b>1</b>
CeeDee Lamb	DAL	2020	5	1	1
Steven Sims	WAS	2019	4	1	1
Tyreek Hill	KC	2018	12	1	1
Cordarrelle Patterson	NE	2018	3	1	1
Tarik Cohen	CHI	2017	1	2	1
Alvin Kamara	NO	2017	5	8	1
Dion Lewis	NE	2017	3	6	1
Tyreek Hill	KC	2016	6	3	3

## JET SPEED

On his 102-yard kickoff return touchdown vs. JAX (12/26), **BERRIOS REGISTERED THE FASTEST SPEED ON ANY KICKOFF RETURN TOUCHDOWN DURING THE SEASON** (excluding onside kicks), reaching a top speed of 20.99 MPH according to Next Gen Stats (NGS) • Additionally, **BERRIOS'** speed ranked in the top 10 for kickoff return touchdowns since NGS started tracking in 2016.

### TOP SPEED ON KICKOFF RET. TD • 2021 Season

*(excludes onside kicks • according to Next Gen Stats)*

Rk	Player	Team	Yards	Speed
<b>1.</b>	<b>Braxton Berrios</b>	<b>Jets</b>	<b>102</b>	<b>20.99</b>
2.	Tony Pollard	DAL	100	20.97
3.	Kene Nwangwu	MIN	98	20.60
4.	Jamal Agnew	JAX	102	20.56
5.	Kene Nwangwu	MIN	99	20.19
6.	DeAndre Carter	WAS	101	19.90
7.	Tremon Smith	HST	98	18.94

*Berrios makes great decisions all the time. He blocks when he's supposed to be blocking, he does the right stuff. Obviously, he's got a lot of talent. He's been a pleasure to have in the room and he's been a real positive force for us this year, that's for sure.*

Special Teams Coordinator **Brant Boyer** (Dec.. 9, 2021)



## SPECIAL TEAMS PLAYER OF THE WEEK



BRAXTON  
BERRIOS

## COAST TO COAST

In the second quarter vs. JAX (12/26), **BERRIOS** brought back a kickoff 102 yards for the first touchdown return of his career • The return was the fifth kickoff return touchdown of 100+ yards by the Jets since 2000 and the fourth longest.

### LONGEST KICKOFF RETURNS • New York Jets

*(since 2000 • according to TruMedia)*

Rk	Player	Date	Opp.	KORLg
1.	Joe McKnight	10/02/11	BLT	107t
2.	Brad Smith	12/27/09	IND	106t
3.	Justin Miller	10/01/06	IND	103t
<b>4.</b>	<b>Braxton Berrios</b>	<b>12/26/21</b>	<b>JAX</b>	<b>102t</b>
5.	Joe McKnight	10/08/12	HST	100t
6t.	Justin Miller	10/29/06	CLV	99t
6t.	Andre Roberts	12/23/18	GB	99t
8t.	Chad Morton	09/08/02	BUF	98t
8t.	Leon Washington	09/23/07	MIA	98t
8t.	Leon Washington	10/07/07	NYG	98

# MICHAEL CARTER

## RUNNING BACK

### ROOKIE SUCCESS

Since 2015, running back **MICHAEL CARTER**, the rookie fourth-round pick, became **ONE OF JUST 10 ROOKIES WITH 600+ RUSHING YARDS AND 300+ RECEIVING YARDS IN THEIR FIRST SEASON** • Of those 10, **CARTER** is one of just two selected in the fourth round or later, while his 427 snaps played are the fewest of the 10.

#### 600+ RUSH & 300+ REC. YDS • Rookies

*(since 2015 • according to TruMedia)*

Player	Team	Year	Drft	Touch	Rush	Rec	Per
<b>Michael Carter</b>	<b>Jets</b>	<b>2021</b>	<b>4th</b>	<b>183</b>	<b>639</b>	<b>325</b>	<b>5.27</b>
Najee Harris	PIT	2021	1st	381	1,200	467	4.38
Javonte Williams	DEN	2021	2nd	246	903	316	4.96
James Robinson	JAX	2020	UdFA	289	1,070	344	4.89
Miles Sanders	PHI	2019	2nd	229	818	509	5.79
Saquon Barkley	NYG	2018	1st	352	1,307	721	5.76
Leonard Fournette	JAX	2017	1st	304	1,040	302	4.41
Kareem Hunt	KC	2017	3rd	325	1,327	455	5.48
Alvin Kamara	NO	2017	3rd	201	728	826	7.73
Ezekiel Elliott	DAL	2016	1st	354	1,631	363	5.63

### AMONGST PEERS

Despite missing three games on injured reserve, **CARTER** produced 964 yards from scrimmage, including leading the team with 639 rushing yards • Additionally, **AMONG ROOKIE RUNNERS WITH AT LEAST 100 TOUCHES THIS SEASON, CARTER'S 5.27 YARDS PER PLAY RANKED SECOND.**

#### SCRIMMAGE YARDS PER TOUCH • 2021 Rookie RBs

*(min. 100 touches • according to Tru Media)*

Rk	Player	Team	Touch	Yards	Avg.
1.	Kenneth Gainwell	PHI	101	544	5.39
<b>2.</b>	<b>Michael Carter</b>	<b>Jets</b>	<b>183</b>	<b>964</b>	<b>5.27</b>
3.	Rhamondre Stevenson	NE	147	729	4.96
4.	Javonte Williams	DEN	246	1,219	4.96
5.	Eli Mitchell	SF	226	1,100	4.87
6.	Khalil Herbert	CHI	117	529	4.52
7.	Najee Harris	PIT	381	1,667	4.38
8.	Chuba Hubbard	CAR	197	786	3.99



# 32



“He’s constant, he’s a professional, he brings energy, he brings juice, he’s a leader. And I told him, ‘If you want to lead, you got something to say, say it now. Don’t wait. You don’t have to wait until year two, year three. Your actions speak for who you are as a player and as a teammate. So, if you’ve got something to say to the offense, to the team, it’s yours man.’ So, that’s what’s been really cool, he doesn’t conduct himself like a normal rookie. And the players really respect him, and obviously his play backs that up.”

Offensive Coordinator **Mike LaFleur** (Dec. 30, 2021)

## BROKEN TACKLES

In his rookie season, **CARTER BROKE TACKLES ON 26.53% OF HIS CARRIES, THE SECOND-BEST PERCENTAGE** among all runners with at least 100 carries.

**BROKEN TACKLE PCT. • 2021 Season**  
(min. 100 touches • according to Pro Football Focus)

Rk	Player	Team	Rush	Broken	Pct.
1.	Javonte Williams	DEN	203	63	31.03%
2.	<b>Michael Carter</b>	<b>Jets</b>	<b>147</b>	<b>39</b>	<b>26.53%</b>
3.	Josh Jacobs	LV	230	60	26.09%
4.	D’Ernest Johnson	CLV	100	26	26.00%
5.	Nick Chubb	CLV	228	57	25.00%
6.	Devin Singletary	BUF	204	49	24.02%
7.	Aaron Jones	GB	171	39	22.81%
8.	Rhamondre Stevenson	NE	141	32	22.70%
9.	Rashaad Penny	SEA	119	27	22.69%
10.	Melvin Gordon III	DEN	203	45	22.17%

## YOUNGEST 100-YARD PERFORMANCE

With his 118 rushing yards vs. JAX (12/26), **CARTER** became the second-youngest player in franchise history with 100+ yards rushing in a game.

**YOUNGEST 100-YD RUSHERS • New York Jets**  
(single game since 1970 • according to TruMedia)

	<b>SCOTT DIERKING</b> Season: 1977	<b>22.5</b> YEARS OLD
	<b>MICHAEL CARTER</b> Season: 2021	<b>22.6</b> YEARS OLD
	<b>JOE McKNIGHT</b> Season: 2010	<b>22.7</b> YEARS OLD
	<b>CLARK GAINES</b> Season: 1976	<b>22.7</b> YEARS OLD
	<b>BOB BURNS</b> Season: 1974	<b>22.8</b> YEARS OLD
	<b>BLAIR THOMAS</b> Season: 1990	<b>23.0</b> YEARS OLD
	<b>JOHN RIGGINS</b> Season: 1981	<b>23.1</b> YEARS OLD
	<b>TY JOHNSON</b> Season: 2020	<b>23.2</b> YEARS OLD

# MICHAEL CARTER II

## CORNERBACK

### ALL OVER THE FIELD

**MICHAEL CARTER II**, the fifth-round rookie cornerback, registered five passes defensed and four tackles for loss, one of only three rookies to do so • Additionally, since 2000, **CARTER II** is one of just four Jets rookies with 4+ PDs and TFLs and the only cornerback.

#### 4+ TFLS & 4+ PDS • 2021 Rookies

*(according to TruMedia)*

Player	Pos.	Team	PD	TFL
Paulson Adebo	CB	NO	6	4
<b>Michael Carter II</b>	<b>CB</b>	<b>Jets</b>	<b>5</b>	<b>4</b>
Greg Rousseau	DL	BUF	4	8

#### 4+ TFLS & 4+ PDS • New York Jets Rookies

*(since 2000 • according to TruMedia)*

Player	Pos.	Season	PD	TFL
<b>Michael Carter II</b>	<b>CB</b>	<b>2021</b>	<b>5</b>	<b>4</b>
Jamal Adams	S	2017	9	6
Erik Coleman	S	2004	4	12
Jonathan Vilma	LB	2004	7	5

### RUN SUPPORT

Against the run this season, **CARTER II** recorded 26 tackles, the fourth most among all rookie defensive backs • Those tackles came after an average gain of 4.15 yards, the third best among all rookie DBs with at least 15 tackles in run support.

#### RUN SUPPORT TACKLES • 2021 Rookie DBs

*(according to TruMedia)*

Rk	Player	Team	Tkls	Avg Gain
1.	Nate Hobbs	LV	32	4.78
2.	Jevon Holland	MIA	30	9.80
3.	Brandon Stephens	BLT	27	7.56
<b>4.</b>	<b>Michael Carter II</b>	<b>Jets</b>	<b>26</b>	<b>4.15</b>
5t.	Trevon Moehrig	LV	25	11.60
5t.	Tyson Campbell	JAX	25	6.96
7.	Elijah Molden	TEN	19	3.32
8t.	Pat Surtain II	DEN	17	6.65
8t.	Richie Grant	ATL	17	4.12
10.	Paulson Adebo	NO	16	4.88



# 30

# KEELAN COLE SR.

## WIDE RECEIVER

### MOVING THE STICKS

Among all players with 30-or-fewer receptions in 2021, **KEELAN COLE** was one of three to produce at least 20 first downs • Additionally, among the 191 players with at least 25 receptions in 2021, **COLE's** first down rate of 71.4% ranked tied for 16th.

**20+ 1<sup>ST</sup> DOWN REC. ON UNDER 30 REC. • 2021 Season**  
*(according to Tru Media)*

Player	Team	Rec.	1st Downs
Randall Cobb	GB	28	21
<b>Keelan Cole</b>	<b>Jets</b>	<b>28</b>	<b>20</b>
Josh Reynolds	DET	29	21

### DOWNFIELD PLAYS

In his first season with the team, wide receiver **COLE** hauled in 28 receptions for 449 yards averaging 16.0 yards per reception, the eighth-highest mark in the league and the second best of his career.

**YARDS PER RECEPTION • 2021 Season**  
*(min. 25 rec. • according to TruMedia)*

Rk	Player	Team	Rec.	Yds.	Yds/Rec.
1.	Deebo Samuel	SF	77	1,405	18.3
2.	Ja'Marr Chase	CIN	81	1,455	17.9
3.	Donovan Peoples-Jones	CLV	34	597	17.6
4.	Bryan Edwards	LV	34	571	16.8
5.	Marquez Valdes-Scantling	GB	26	430	16.5
6.	Tyler Lockett	SEA	73	1,175	16.1
7.	Van Jefferson	LAR	50	802	16.0
<b>8.</b>	<b>Keelan Cole</b>	<b>Jets</b>	<b>28</b>	<b>449</b>	<b>16.0</b>
9.	Deonte Harris	NO	36	570	15.8
10.	A.J. Green	ARZ	54	848	15.7

# 88



# JAMISON CROWDER

## WIDE RECEIVER

### RECEPTION LEADER

Despite missing the first three games of the season, wide receiver **JAMISON CROWDER** finished as the team leader in receptions (51) for the third consecutive season • **CROWDER** is the first Jets receiver to lead the team in receptions for three consecutive seasons since Jerricho Cotchery (2007-09).

Additionally, **CROWDER HAS NOW REGISTERED 50+ CATCHES IN ALL THREE SEASONS AS A JET**, one of 10 streaks of at least three years of 50+ catches by a Jet.

**50+ REC. SEASON STREAKS • NEW YORK JETS**  
*(since 1990 • according to TruMedia)*

 <b>AL TOON</b> Seasons: 1986-91	<b>6</b>
 <b>LAVERANUES COLES</b> Seasons: 2001-08	<b>6</b>
 <b>WAYNE CHREBET</b> Seasons: 1995-98	<b>4</b>
 <b>KEYSHAWN JOHNSON</b> Seasons: 1996-99	<b>4</b>
 <b>ROB MOORE</b> Seasons: 1991-94	<b>4</b>
 <b>JERRICHO COTCHERY</b> Seasons: 2006-09	<b>4</b>
 <b>JAMISON CROWDER</b> Season: 2019-21	<b>3</b>
 <b>ROBBY ANDERSON</b> Seasons: 2017-19	<b>3</b>
 <b>WAYNE CHREBET</b> Seasons: 2000-02	<b>3</b>

# 82

# ASHTYN DAVIS

## SAFETY

### RETURN TO ACTION

After missing the first three weeks of the season on injured reserve, second-year safety **ASHTYN DAVIS** returned to the starting lineup in Week Seven • **DAVIS** finished the season with 62 tackles, three forced fumbles, two interceptions and three passes defended, one of just 11 players in 2021 with 50+ tackles, two+ INTs and two+ FFs.

#### 50+ TACKLES, 2+ FF & 2+INT • 2021 Season

*(according to TruMedia)*

Player	Team	Tkls	INTs	FFs
Bashaud Breeland	ARZ	63	2	2
Kevin Byard	TEN	88	5	2
De'Vondre Campbell	GB	145	2	2
<b>Ashtyn Davis</b>	<b>Jets</b>	<b>62</b>	<b>2</b>	<b>3</b>
Cole Holcomb	WAS	142	2	2
Xavien Howard	MIA	50	5	2
Derwin James	LAC	117	2	3
Damontae Kazee	DAL	51	2	2
Darius Leonard	IND	122	4	8
Antoine Winfield Jr.	TB	88	2	2
Xavier Woods	MIN	107	3	2

Additionally, **DAVIS** is one of eight Jets since 2000 with a season of 50+ tackles, 2+ INTs and 2+ FFs, joining fellow safety Kerry Rhodes (2006) as the only two to accomplish the feat in one of their first two seasons in the league.

#### 50+ TACKLES, 2+ FF & 2+INT • New York Jets

*(since 2000 • according to TruMedia)*

Player	Season	Tkls	FFs	INTs
<b>Ashtyn Davis</b>	<b>2021</b>	<b>62</b>	<b>3</b>	<b>2</b>
Marcus Maye	2020	88	2	2
LaRon Landry	2012	100	4	2
David Harris	2009	126	2	2
Kerry Rhodes	2007	68	2	5
Kerry Rhodes	2006	92	3	4
Sam Garnes	2003	98	2	2
James Farrior	2001	143	3	2
Marvin Jones	2001	131	2	3

# 21



# COREY DAVIS

## WIDE RECEIVER

### EFFECTIVE & EFFICIENT

Over his last two seasons (2020 w/ TEN & 2021 w/ the Jets), wide receiver **COREY DAVIS**, a 2021 unrestricted free agent signing, has **AVERAGED 9.77 YARDS PER TARGET, THE FOURTH-BEST AVERAGE IN THE LEAGUE AMONG ALL PLAYERS WITH AT LEAST 150 TARGETS** (according to Next Gen Stats).

#### YARDS PER TARGET AVERAGE • Since 2020

*(min. 100 targets • according to Next Gen Stats)*

Rk	Name	Team	Tgt	Yards	Y/T
1.	Deebo Samuel	SF	165	1,796	10.88
2.	Justin Jefferson	MIN	292	3,016	10.33
3.	George Kittle	SF	157	1,544	9.83
4.	<b>Corey Davis</b>	<b>Jets</b>	<b>151</b>	<b>1,476</b>	<b>9.77</b>
5.	Tyler Lockett	SEA	239	2,229	9.33
6.	Cooper Kupp	LAR	315	2,921	9.27
7.	A.J. Brown	TEN	211	1,944	9.21
8.	Chris Godwin	TB	211	1,943	9.21
9.	Davante Adams	GB	318	2,927	9.20
10.	Tee Higgins	CIN	218	1,999	9.17
11.	Mike Evans	TB	223	2,041	9.15
12.	Travis Kelce	KC	279	2,541	9.11
13.	Tim Patrick	DEN	164	1,476	9.00
14.	Mike Williams	LAC	214	1,902	8.89
15.	DeAndre Hopkins	ARZ	224	1,979	8.83



*"I thought Corey was a perfect pick to be a captain. You see his leadership day in and day out and just the way that he approaches the game and the way that he just does everything right. Guys see that and everyone is just like, "Geez, look at Corey," this guy's always doing the right thing. He's bringing guys along with him, and what makes him the number one receiver is literally just that. He's, obviously, physically blessed, got good size, catches the ball well, and knows how to run routes, but I think it's just his demeanor and the way he approaches the game."*

Zach Wilson (Sept.. 8, 2021)






# 84

## NEW YORK JETS DEBUT

In his Jets debut (at CAR, 9/12), **DAVIS** totaled 97 yards and two touchdowns on five receptions, the fourth most by a Jet in their Kickoff Weekend team debut, while also becoming the **FIRST JET SINCE 2012 WITH TWO RECEIVING TOUCHDOWNS ON KICKOFF WEEKEND AND THE 11TH SINCE 1960.**

### RECEIVING LEADERS • Jets Debut

*(1st game w/ team on Kickoff Weekend • according to StatsPass)*

 <b>DON MAYNARD</b> Season: 1960	<b>116</b>
 <b>ROB CARPENTER</b> Season: 1992	<b>109</b>
 <b>JAMISON CROWDER</b> Season: 2019	<b>99</b>
 <b>COREY DAVIS</b> Season: 2021	<b>97</b>
 <b>STEPHEN HILL</b> Season: 2012	<b>89</b>

Additionally, in his Jets debut at CAR (9/12), **DAVIS** also registered two receiving touchdowns, **JUST THE 11TH JETS PLAYER IN FRANCHISE HISTORY TO DO SO ON KICKOFF WEEKEND.**

### 2+ REC. TDs on KICKOFF WEEKEND

*(Jets history • according to StatsPass)*

Player	Year	Rec.	Yds	TDs
<b>Corey Davis</b>	<b>2021</b>	<b>5</b>	<b>97</b>	<b>2</b>
Stephen Hill	2012	5	89	2
Laveranues Coles	2007	7	59	2
Keyshawn Johnson	1998	9	126	2
Jeff Graham	1997	3	100	2
Wayne Chrebet	1997	3	73	2
Al Toon	1990	8	118	2
Mickey Shuler	1984	3	30	2
Wesley Walker	1982	2	34	2
Wesley Walker	1978	4	108	2
Art Powell	1962	5	175	2



# LAURENT DUVERNAY-TARDIF

**RIGHT GUARD**

*I'm going to be involved in the medical community doing the work that I want to do for the next 40 years, I hope. And at the end of the day, football, it's an amazing adventure, but it's also, for me, a way to build a platform to promote a greater message. Something that you believe in, and for me it's public health. It's trying to do primary prevention with kids and so on. So yeah, I hope that what I did is also going to follow me and be part of my legacy. Because I want to use it to try and have a greater impact.*

Laurent Duvernay-Tardif (Nov. 24, 2021)

## RUN GAME ASSIST

Since entering the starting lineup in Week 11 (vs. MIA), veteran guard **LAURENT DUVERNAY-TARDIF**, who was acquired via midseason trade, **HELPED THE JETS RUSH FOR 980 YARDS OVER THE FINAL EIGHT GAMES, THE 10TH MOST IN THE LEAGUE SINCE WEEK 11**, while their eight rushing touchdowns scored were also in the top 10 • **DUVERNAY-TARDIF**, who returned to the field for the first time since Super Bowl LIV, helped the Jets average 5.19 yards per carry, the second best in the league in that span, and over a yard-and-a-half more than they gained in Weeks 1-10 (3.60 average).

### RUSHING OFFENSE • Weeks 11-18

*(according to TruMedia)*

Rank	Team	Yards	TDs	Avg.	Prev. Avg.
1.	Philadelphia Eagles	1,270	11	4.85	5.02
2.	Indianapolis Colts	1,177	10	5.12	5.07
3.	Seattle Seahawks	1,176	11	5.85	4.24
4.	Buffalo Bills	1,112	8	5.03	4.57
5.	San Francisco 49ers	1,105	11	4.42	4.26
6.	Baltimore Ravens	1,092	7	4.65	4.92
7.	Tennessee Titans	1,088	7	4.61	4.18
8.	Washington Football Team	1,022	6	4.33	4.31
9.	New England Patriots	1,006	11	4.81	4.09
<b>10.</b>	<b>New York Jets</b>	<b>980</b>	<b>8</b>	<b>5.19</b>	<b>3.60</b>

72





# BRANDIN ECHOLS

## CORNERBACK

### RARE SIXTH-ROUND STARTER

Despite missing three games on injured reserve, cornerback **BRANDIN ECHOLS**, a sixth-round selection and former JuCo transfer, started 14 games as a rookie for the Jets, one of just 12 non-offensive or defensive line rookies drafted in the sixth round or later to start at least 14 games since 2012 • In addition, **ECHOLS** joined linebacker **Hamsah Nasirildeen** as the last two defensive players drafted in the sixth round or later to start on Kickoff Weekend for the Jets since 1987.

**14+ STARTS AS ROOKIE • Drafted 6th+ Rnd**

*(excluding OL/DL since 2000 • according to TruMedia)*

Player	Team	Pos.	Year	Drft	GS
<b>Brandin Echols</b>	<b>Jets</b>	<b>CB</b>	<b>2021</b>	<b>6th</b>	<b>14</b>
James Robinson	JAX	RB	2020	UdFA	14
Delvin Breaux	NO	CB	2015	UdFA	16
E.J. Gaines	SL	CB	2014	6th	15
Alfred Morris	WAS	RB	2012	6th	16
Vontaze Burfict	CIN	LB	2012	UdFA	14
Gijon Robinson	IND	TE	2008	UdFA	14
Antoine Bethea	IND	S	2006	6th	14
Charlie Clemons	NO	LB	2001	UdFA	15
Eric Johnson	SF	TE	2001	7th	14
Lester Towns	CAR	LB	2000	7th	14



# 26

## PASSES DEFENSED

For the year, **ECHOLS** recorded nine passes defended, tied for the sixth most amongst all rookies, while **EVERY OTHER PLAYER WITH AT LEAST NINE PDs WAS SELECTED IN THE FIRST OR SECOND ROUND** • Additionally, he picked off two passes, including one returned 20 yards for a touchdown (at MIA, 12/19), one of just four rookies with a defensive touchdown this season.

### PASSES DEFENSED LEADERS • 2021 Rookies

(according to TruMedia)

Rk	Player	Team	Draft	INTs	PDs	TDs
1t.	Eric Stokes	GB	1st	14	1	0
1t.	Pat Surtain II	DEN	1st	14	4	1
3.	Asante Samuel Jr.	LAC	2nd	11	2	0
4t.	Tyson Campbell	JAX	2nd	10	2	0
4t.	Jevon Holland	MIA	2nd	10	2	0
<b>6t.</b>	<b>Brandin Echols</b>	<b>Jets</b>	<b>6th</b>	<b>9</b>	<b>2</b>	<b>1</b>
6t.	Greg Newsome II	CLV	1st	9	0	0
8.	Paulson Adebo	NO	3rd	8	3	0

## ROOKIE OF THE WEEK

**ECHOLS WAS SELECTED AS THE PEPSI ZERO SUGAR ROOKIE OF THE WEEK** in Week 15 at MIA (12/19) after intercepting the first pass of his career and returning it 20 yards for a touchdown. **ECHOLS**, who also registered a single-game best three passes defended, **JOINED JONATHAN VILMA AS THE ONLY TWO JETS ROOKIES WITH A DEFENSIVE TOUCHDOWN** since 2000.





# GEORGE FANT

## LEFT TACKLE

### PASS BLOCKING EFFICIENCY

After starting the season at right tackle, **GEORGE FANT**, the 2020 unrestricted free agent signing, switched to left tackle in Week One, following an injury to Mekhi Becton • FANT FINISHED **THE 2021 SEASON WITH A PASS BLOCKING EFFICIENCY OF 97.9, THE THIRD BEST AMONG TACKLES AND BEST AMONG LEFT TACKLES** (according to Pro Football Focus).

#### PASS BLOCKING EFFICIENCY • 2021 Season

*(Tackles w/ min. 400 pass block snaps • according to PFF)*

Rk	Player	Team	Pos.	Snaps	QBP	Pct.	Eff.
1.	Tristan Wirfs	TB	RT	766	15	1.9%	98.8
2.	Lane Johnson	PHI	RT	426	11	2.6%	98.7
<b>3.</b>	<b>George Fant</b>	<b>Jets</b>	<b>LT</b>	<b>561</b>	<b>18</b>	<b>3.2%</b>	<b>98.3</b>
4t.	Brian O'Neill	MIN	RT	652	22	3.4%	98.2
4t.	Andrew Whitworth	LAR	LT	577	16	2.8%	98.2
4t.	Trent Williams	SF	LT	528	18	3.4%	98.2
7.	Chukwuma Okorafor	PIT	RT	668	23	3.4%	98.1
8t.	Tyron Smith	DAL	LT	467	17	3.6%	97.9
8t.	Rashawn Slater	LAC	LT	698	26	3.7%	97.9
8t.	Andrew Thomas	NYG	LT	482	18	3.7%	97.9
8t.	Dion Dawkins	BUF	LT	748	28	3.7%	97.9
8t.	Taylor Moton	CAR	RT	679	27	4.0%	97.9

**FANT ALLOWED PRESSURES ON JUST 3.21% OF HIS SNAPS (18 TOTAL), THE BEST AMONG ALL JETS TACKLES**

with 400 pass block snaps in a season since 2006.

#### PRESSURE ALLOWED RATE UNDER 5.0% • New York Jets

*(Tackles w/ min. 400 pass block snaps since 2006 • according to PFF)*

Rk	Player	Team	Pos.	Snaps	QBP	Pct.	Eff.
<b>1.</b>	<b>George Fant</b>	<b>2021</b>	<b>LT</b>	<b>561</b>	<b>18</b>	<b>3.21%</b>	<b>98.3</b>
2.	Damien Woody	2008	RT	557	19	3.41%	97.7
3.	Damien Woody	2009	RT	477	19	3.98%	97.7
4.	D. Ferguson	2008	LT	561	23	4.10%	97.5
5.	D. Ferguson	2009	LT	503	22	4.37%	97.2
6.	D. Ferguson	2010	LT	654	30	4.59%	97.5
7.	D. Ferguson	2012	LT	551	26	4.72%	97.5
8.	Kelvin Beachum	2018	LT	581	28	4.82%	97.3

# FOLORUNSO FATUKASI

## DEFENSIVE LINE

### RUN STUFFS

Defensive lineman **FOLORUNSO FATUKASI** was selected by his teammates as a defensive captain at the start of the season and then as the recipient of the Dennis Byrd Most Inspirational Player at the end • Since the start of the 2020 season, **FATUKASI** has produced 31 run stuffs (defined as tackles made on run plays resulting in no gain or loss), the second most of any defensive lineman in the league in that span, while **HIS 5.64% RUN STUFF PERCENTAGE IS THE BEST AMONG D-LINEMEN WITH MORE THAN 15 RUN STUFFS.**

### RUN STUFF LEADERS • Defensive Line

*(since 2020 • according to Next Gen Stats)*

Rk	Player	Team	Run Snaps	Stuffs	Stuff %
1	Aaron Donald	LAR	706	33	4.67%
<b>2</b>	<b>Folorunso Fatukasi</b>	<b>Jets</b>	<b>550</b>	<b>31</b>	<b>5.64%</b>
3	Maxx Crosby	LV	712	28	3.93%
4	Cameron Heyward	PIT	717	27	3.77%
5	Quinnen Williams	Jets	472	26	5.51%
6	Cameron Jordan	NO	589	25	4.24%
7t.	D.J. Jones	SF	464	24	5.17%
7t.	Ed Oliver	BUF	454	24	5.29%
7t.	J.J. Watt	ARZ	561	24	4.28%
7t.	Christian Wilkins	MIA	611	24	3.93%
7t.	Leonard Williams	NYG	651	24	3.69%

### RUN & PASS

Already a strong run defender, **FATUKASI** registered a single-season best with 15 quarterback pressures this season as well • With his 16 stuffs, **FATUKASI** became one of eight players in 2021 with 15+ stuffs and 15+ pressures.

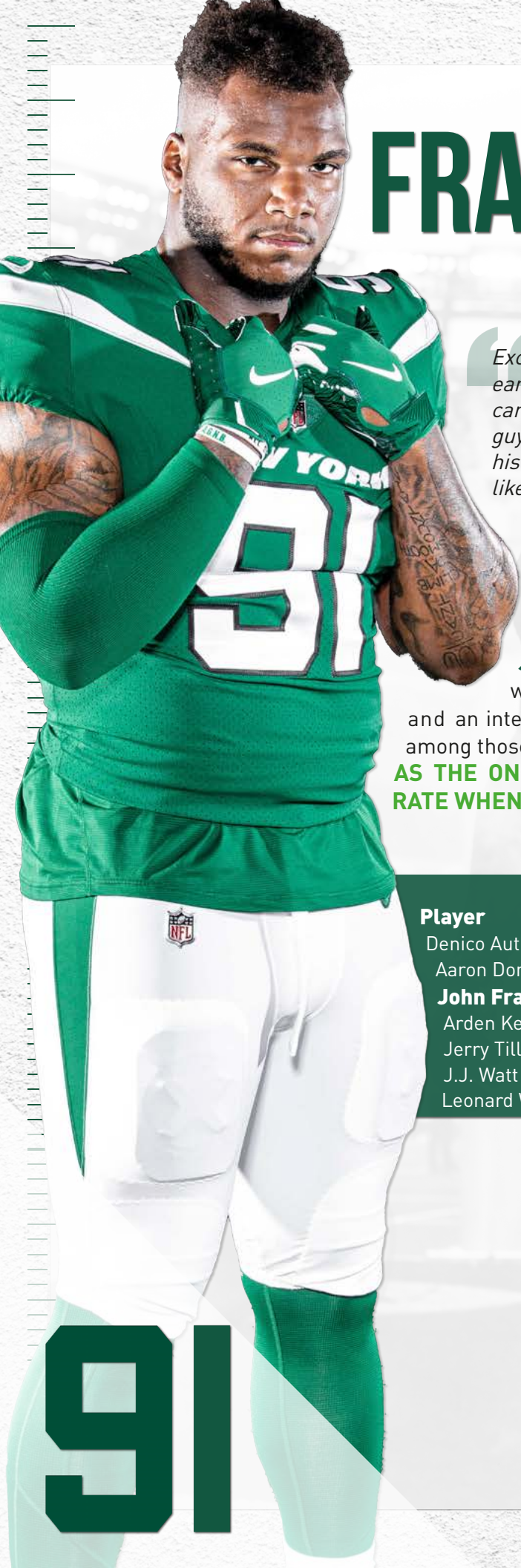
### 15+ STUFFS & 15+ PRESSURES

*(according to Next Gen Stats)*

Player	Team	Stuffs	QB
Maxx Crosby	LV	15	82
Demario Davis	NO	16	16
Aaron Donald	LAR	21	64
<b>Folorunso Fatukasi</b>	<b>NYJ</b>	<b>16</b>	<b>15</b>
Cameron Heyward	PIT	17	42
Alex Highsmith	PIT	19	49
Cameron Jordan	NO	15	47
Christian Wilkins	MIA	18	23



# 94



# JOHN FRANKLIN-MYERS

## DEFENSIVE LINE

*“Excited about the JFM (John Franklin-Myers) extension, a well-earned extension for him. Again, we want to be a team that takes care of the guys that earn it and take care of our own guys. He’s a guy that earned it from coming in here and battling. The start of his season was great, so excited to reward a player and a person like JFM.”*

General Manager **Joe Douglas** (Nov. 3, 2022)

### VERSITILE PRESSURE

**JOHN FRANKLIN-MYERS** is one of seven defensive linemen with 25+ quarterback pressures when rushing from an edge and an interior defensive line position since the start of 2020 • However, among those seven, **FRANKLIN-MYERS JOINS ONLY AARON DONALD AS THE ONLY TWO PLAYERS TO GENERATE PRESSURE AT 10%+ RATE WHEN RUSHING FROM EITHER THE EDGE OR THE INTERIOR.**

#### 25+ QB PRESSURES AS EDGE & INTERIOR DL

*(since 2020 • according to Next Gen Stats)*

Player	Team	Snaps	Interior			Edge		
			Snaps	QBPs	Pct.	Snaps	QBPs	Pct.
Denico Autry	TEN	357	38	10.64%	457	44	9.63%	
Aaron Donald	LAR	804	83	10.32%	297	60	20.20%	
<b>John Franklin-Myers</b>	<b>Jets</b>	<b>303</b>	<b>34</b>	<b>11.22%</b>	<b>410</b>	<b>42</b>	<b>10.24%</b>	
Arden Key	SF	186	28	15.05%	306	27	8.82%	
Jerry Tillery	LAC	531	42	7.91%	292	32	10.96%	
J.J. Watt	ARZ	225	26	11.56%	502	42	8.37%	
Leonard Williams	NYG	702	49	6.98%	230	26	11.30%	

# 91

## PREMIER PRESSURE

Defensive lineman **FRANKLIN-MYERS**, in his third season with the Jets after being claimed off waivers (2019), registered 43 pressures this season, the most by a Jet since Next Gen Stats started tracking in 2016

• Additionally, **FRANKLIN-MYERS**, who signed a contract extension in Week Five, posted single-season bests in every pass rushing category, leading the team in quarterback hits (14) and tying for the lead in sacks (6.0).

### SINGLE-SEASON QB PRESSURE LEADERS • New York Jets

*(since 2016 • according to Next Gen Stats)*

Rk	Player	Year	Snaps	QBPs	Pct.
1	<b>John Franklin-Myers</b>	<b>2021</b>	<b>415</b>	<b>43</b>	<b>10.36%</b>
2	Leonard Williams	2016	490	36	7.35%
3	Henry Anderson	2018	409	35	8.56%
4	Brandon Copeland	2018	335	32	9.55%
4	Leonard Williams	2018	503	32	6.36%
4	Quinnen Williams	2020	348	32	9.20%
7	Sheldon Richardson	2016	398	30	7.54%
8	Leonard Williams	2017	456	29	6.36%
<b>9t.</b>	<b>John Franklin-Myers</b>	<b>2020</b>	<b>331</b>	<b>28</b>	<b>8.46%</b>
9t.	Jordan Jenkins	2018	312	28	8.97%

**FRANKLIN-MYERS** registered eight quarterback pressures vs. TEN (10/3) and seven vs. MIA (11/21), one of 11 players in the league during the regular season with multiple seven+ pressure games.

### SEVEN+ QB PRESSURES • Single Game

*(2021 regular season • according to Next Gen Stats)*

Rk	Player	Team	No.	Weeks
1.	Trey Hendrickson	CIN	6	1, 3, 7, 12-13, 16
2t.	Maxx Crosby	LV	3	1, 6, 18
2t.	Yannick Ngakoue	LV	3	3, 6-7
4t.	Fletcher Cox	PHI	2	10, 15
<b>4t.</b>	<b>John Franklin-Myers</b>	<b>Jets</b>	<b>2</b>	<b>4, 11</b>
4t.	Myles Garrett	CLV	2	3, 8
4t.	Javon Hargrave	PHI	2	1, 15
4t.	Quinton Jefferson	LV	2	6, 18
4t.	Von Miller	LAR	2	1-2
4t.	Jeffery Simmons	TEN	2	6, 9
4t.	T.J. Watt	PIT	2	13, 15



# BRYCE HALL

CORNERBACK

## PASSES DEFENSED

A former 2020 fifth-round pick, **BRYCE HALL** posted a single-season best 16 passes defended in his second season, **ONE OF JUST FOUR JETS SINCE 2000 WITH 15+ PDS IN EITHER OF THEIR FIRST TWO SEASONS** since 2000, and the most by a Jet since 2013 • Additionally, **HALL's** 16 PDs were the sixth most in the league this season, while he is **THE FOURTH YOUNGEST PLAYER IN THE TOP 10.**

### PASSES DEFENSED LEADERS • 2021 Season

*(according to TruMedia)*

Rk	Player	Team	Age	PD
1.	J.C. Jackson	NE	26	23
2.	Trevon Diggs	DAL	23	21
3.	Marshon Lattimore	NO	25	19
4t.	James Bradberry	NYG	28	17
4t.	Anthony Brown	DAL	28	17
6t.	Kendall Fuller	WAS	26	16
<b>6t.</b>	<b>Bryce Hall</b>	<b>NYJ</b>	<b>24</b>	<b>16</b>
6t.	Xavien Howard	MIA	28	16
6t.	Jalen Ramsey	LA	27	16
6t.	A.J. Terrell	ATL	23	16

## FORCED INCOMPLETIONS

This season, **HALL FORCED 18 INCOMPLETIONS, THE SECOND-MOST AMONG ALL CORNERS** in the league • Additionally, he is one of only three players in the top 10 drafted outside of the first three rounds.

### FORCED INCOMPLETIONS • 2021 SEASON

*(min. 100 snaps • according to Pro Football Focus)*

Rk	Name	Team	FI	Pct.
1.	Marshon Lattimore	NO	20	20.4%
<b>2.</b>	<b>Bryce Hall</b>	<b>Jets</b>	<b>18</b>	<b>18.2%</b>
3.	James Bradberry	NYG	17	17.4%
4t.	Anthony Brown	DAL	16	12.9%
4t.	Jalen Ramsey	LAR	16	16.2%
6t.	Kendall Fuller	WAS	15	13.9%
6t.	A.J. Terrell	ATL	15	20.3%
8t.	Anthony Averett	BLT	13	13.4%
8t.	Trevon Diggs	DAL	13	12.9%
8t.	J.C. Jackson	NE	13	12.8%

# 37



# JUSTIN HARDEE SR.

## CORNERBACK

### EXTRA SPECIAL

Signed last offseason as an unrestricted free agent and voted team captain by his teammates prior to the start of the regular season, cornerback and core special teams player **JUSTIN HARDEE IS ONE OF 15 PLAYERS WITH AT LEAST 40 SPECIAL TEAMS TACKLES SINCE HE ENTERED THE LEAGUE** (2017) • In his first season with the Jets, **HARDEE** registered a single-season best 12 tackles to lead the team.

#### SPECIAL TEAMS TACKLES • Since 2017

(active players • according to TruMedia)

Rk	Player	Team	Total	Solo	Assist
1t.	Tyler Matakevich	BUF	63	46	17
1t.	Nick Dzubnar	TEN	63	34	29
3.	Justin Bethel	NE	58	47	11
4t.	Nick Bellore	SEA	51	38	13
4t.	Derek Watt	PIT	51	36	15
5t.	Miles Killebrew	PIT	48	39	9
6.	Matthew Slater	NE	46	26	20
7t.	Clayton Fejedelem	MIA	45	27	18
7t.	George Odum	IND	45	30	15
7t.	Cody Davis	NE	45	27	18
11t.	J.T. Gray	NO	44	36	8
<b>11t.</b>	<b>Justin Hardee</b>	<b>Jets</b>	<b>44</b>	<b>31</b>	<b>13</b>
13t.	Jalen Reeves-Maybin	DET	41	33	8
13t.	Keith Smith	ATL	41	22	19
15.	Julian Stanford	CAR	40	27	13



# 34

*The thing is about him is that you can put on any practice, any rep and he's going full speed all the way down to the returner. He's taken a leadership role. He practices like that, not because he's trying to show who he is or anything like that. **That's why he's made it and that's why he's gotten so good is because he practices like he plays every time.***

Special Teams Coordinator **Brant Boyer** (Aug. 5, 2021)





# THOMAS HENNESSY

## LONG SNAPPER

*He's a huge part of the unit. He's starting to be more vocal which I asked him to be, because a lot of people respect him. He does everything right. The guy's a beast, I love the kid. He's a worker, anything that you ask him to do, he does it at full speed. He does every single thing that you ask him and being a professional and practicing hard every day. If I ask him to take some extra snaps for the other kicker, the other punter or whatever, he has no problems doing that, even though he may be a little sore. **Those are the guys that you want on your team, and those are the guys you can win a Super Bowl with.** He's one of those guys.*







Special Teams Coordinator **Brant Boyer** (Jan. 6, 2022)

### UNTIL THE WHISTLE

Since he was acquired via trade prior to final cutdowns (2017), **THOMAS HENNESSY IS FIRST AMONG ALL NFL LONG SNAPPERS IN SPECIAL TEAMS TACKLES WITH 18** • Additionally, he has at least three special teams tackles in each of his full seasons, the only snapper with more than two such seasons since 2017.

#### SPECIAL TEAMS TACKLES • Long Snappers

*(active players since 2017 • according to TruMedia)*

	<b>THOMAS HENNESSY</b>	<b>18</b>
	<b>RICK LOVATO</b>	<b>17</b>
	<b>JOSH HARRIS</b>	<b>12</b>
	<b>ZAK DeOSSIE</b>	<b>10</b>
	<b>CHARLEY HUGHLETT</b>	<b>10</b>
	<b>JON WEEKS</b>	<b>10</b>

# 42

# BRYCE HUFF

## DEFENSIVE LINE

### PRESSURE IN A HURRY

In his second season after entering the league as an undrafted free agent, defensive lineman **BRYCE HUFF** finished the season fifth in the league among players with at least 100 pass rush snaps in average get-off (time it takes for the player to pass the line of scrimmage) with a time of 0.796 seconds • Among the top 10 times in the league this season, only **HUFF** was not selected in the first four rounds.

**AVERAGE GET-OFF TIME • 2021 Season**  
*(min. 100 pass rush snaps • according to Next Gen Stats)*

Rk	Player	Team	Draft	Snaps	Avg Get-Off
1.	A.J. Epenesa	BUF	2nd	180	.743
2.	Myles Garrett	CLV	1st	484	.762
3.	Derek Barnett	PHI	1st	377	.783
4.	Trey Hendrickson	CIN	3rd	407	.785
<b>5.</b>	<b>Bryce Huff</b>	<b>Jets</b>	<b>UdFA</b>	<b>184</b>	<b>.796</b>
6.	Josh Sweat	PHI	4th	372	.803
7.	Maxx Crosby	LV	4th	523	.803
8.	Jerry Hughes	BUF	1st	299	.806
9.	Yannick Ngakoue	LV	3rd	488	.807
10.	Leonard Floyd	LAR	1st	453	.808

### BEYOND EXPECTATIONS

Among all active undrafted free agents, **HUFF's** 12 quarterback hits in his first two seasons are tied for the third most, while his .52 QB hits per game are the third most among players in the top 10.

**QUARTERBACK HITS • UdFAs First Two Years**  
*(active players • according to TruMedia)*

Rk	Player	Team	Rookie	QBH	QBHs/Gm
1.	Malik Reed	DEN	2019	22	0.71
2.	Frankie Luvu	Jets	2018	13	0.48
3t.	Shaquil Barrett	DEN	2014	12	0.75
<b>3t.</b>	<b>Bryce Huff</b>	<b>Jets</b>	<b>2020</b>	<b>12</b>	<b>0.52</b>
5.	Carl Granderson	NO	2019	11	0.48
6.	Sam Eguavoen	MIA	2019	9	0.28
7t.	Denico Autry	OAK	2014	8	0.33
7t.	Mike Hilton	PIT	2016	8	0.50
7t.	Michael Pierce	BLT	2016	8	0.25
10t.	Romeo Okwara	NYG	2016	7	0.32
<b>10t.</b>	<b>Kyle Phillips</b>	<b>Jets</b>	<b>2019</b>	<b>7</b>	<b>0.32</b>
10t.	N. Robey-Coleman	BUF	2013	7	0.22

# 47



# TY JOHNSON



## RUNNING BACK

### BACKFIELD VERSATILITY

This season, running back **TY JOHNSON**, an in-season waiver claim (2020), registered five games with at least 40 receiving yards, tied for the fifth-most games by a Jets running back since 1970

- Additionally, among all players with at least 25 receptions, **JOHNSON'S AVERAGE OF 9.82 YARDS AFTER CATCH RANKED FIFTH** in the league.

**40+ REC. YARD GAMES • NEW YORK JETS**  
*(single season since 1970 • according to TruMedia)*

	<b>RICHIE ANDERSON</b> Season: 2000	<b>9</b>
	<b>BRUCE HARPER</b> Season: 1980	<b>8</b>
	<b>CURTIS MARTIN</b> Season: 2000	<b>6</b>
	<b>JOHNNY JOHNSON</b> Season: 1993	<b>6</b>
	<b>TY JOHNSON</b> Season: 2021	<b>5</b>
	<b>BILAL POWELL</b> Season: 2016	<b>5</b>
	<b>BILAL POWELL</b> Season: 2015	<b>5</b>
	<b>ADRIAN MURRELL</b> Season: 1995	<b>5</b>
	<b>FREEMAN McNEIL</b> Season: 1985	<b>5</b>
	<b>CLARK GAINES</b> Season: 1976	<b>5</b>

# 25



# BRADEN MANN

## PUNTER

### STRONG FINISH

Over the final four weeks of the season, second-year punter **BRADEN MANN** ranked fourth among all players with at least five punts in net punting average (43.0) and second on punts inside the 20-yard line (nine) • Additionally, handling kickoff duties as well, **MANN** posted an 89.5 touchback percentage, best in the league, while the two kicks that were returned both failed to make the 25-yard line.

Overall, **MANN IMPROVED HIS AVERAGE, NET AVERAGE AND HIS PERCENTAGE OF KICKS INSIDE THE 20, 10 AND 5-YARD LINE IN HIS SECOND SEASON**, while only recording one touchback.

#### BRADEN MANN NUMBERS & RANKINGS

Category	Weeks 1-14*		Weeks 15-18**	
	No.	Rank	No.	Rank
Average	44.5	29th	46.9	9th
Net Average	38	33rd	43	4th
Opp Ret. Avg. <sup>TM</sup>	15.3	31st	5.0	2nd
Opp Start	-32.4	38th	-25.4	14th
In20 Pct.	25.0%	34th	40.9%	12th
KO Start <sup>TM</sup>	-26.7	27th	-24.2	5th
KO TB Pct. <sup>TM</sup>	57.4%	15th	89.5%	1st

\*min. 10 punts • \*\*min. 5 punts • <sup>TM</sup>Team Rank

### COLD DAY AT THE OFFICE

In the season finale at BUF (1/9), **MANN** punted 11 times, recording a 42.6 net average, the fourth-best net average by a punter in a game they punted 10+ times since 2016 • Additionally, of the top five performances, **MANN'S** was one of two to come in the second half of the season and **THE ONLY ONE WITH A KICKOFF TEMPERATURE UNDER 35 DEGREES** (34°).

#### HIGHEST NET AVERAGE in a 10+ PUNT GAME • Since 2016

(according to TruMedia)

Rk	Player	Team	Year	Week	Temp.	Punts	Avg.	Net
1.	Brett Kern	TEN	2017	5	89	10	54.9	50.2
2.	Tress Way	WAS	2020	5	69	10	51.1	46.0
3.	Tress Way	WAS	2019	5	71	10	50.0	43.1
4.	<b>Braden Mann</b>	<b>Jets</b>	<b>2021</b>	<b>18</b>	<b>34</b>	<b>11</b>	<b>49.7</b>	<b>42.6</b>
5.	Matt Darr	MIA	2016	11	59	10	45.3	42.6



# CONNOR McGOVERN











## CENTER

### TOP 10 CENTER

**GRADED BY PRO FOOTBALL FOCUS AS THE NUMBER NINE OVERALL CENTER** this season with an overall grade of 75.9 (minimum 500 snaps), center **CONNOR McGOVERN** had made 57 consecutive starts, then the fourth-longest streak among centers, before being placed on injured reserve following an injury vs. JAX (12/26).

#### CENTER RATINGS • 2021 Season

*(min. 500 snaps according to Pro Football Focus)*

 <b>CREED HUMPHREY</b> Snaps: 1,184	<b>91.4</b>
 <b>COREY LINSLEY</b> Snaps: 1,076	<b>86.3</b>
 <b>JASON KELCE</b> Snaps: 993	<b>84.8</b>
 <b>BRIAN ALLEN</b> Snaps: 903	<b>80.1</b>
 <b>J.C. TRETTER</b> Snaps: 1,039	<b>79.4</b>
 <b>BEN JONES</b> Snaps: 1,160	<b>77.8</b>
 <b>DAVID ANDREWS</b> Snaps: 1,087	<b>77.5</b>
 <b>MATT HENNESSY</b> Snaps: 988	<b>77.0</b>
 <b>CONNOR McGOVERN</b> Snaps: 973	<b>75.8</b>
 <b>BRADLEY BOZEMAN</b> Snaps: 1,125	<b>73.3</b>



# ELIJAH MOORE

## WIDE RECEIVER

### TOUCHES PER TOUCHDOWN

This season, wide receiver **ELIJAH MOORE**, the team's second-round selection in 2021, scored six scrimmage touchdowns (five receiving and one rushing), or one TD every eight touches, the third best rate among all rookies with at least four TDs from scrimmage • **MOORE**, despite being limited to 11 games, **FINISHED IN THE TOP FIVE IN FRANCHISE HISTORY FOR ROOKIE RECEPTIONS (43), RECEIVING YARDS (538) AND SCRIMMAGE TDS (SIX)**, while becoming the first rookie to lead the team in receiving yards since **Wayne Chrebet** (1995).

### TOUCHES PER TOUCHDOWNS • 2021 Rookies

*(min. 4 scrimmage TDs • according to TruMedia)*

Rk	Player	Team	Pos.	Touch	TDs	Per
1.	Ja'Marr Chase	CIN	WR	88	13	6.77
2.	Zach Wilson	Jets	QB	29	4	7.25
3.	<b>Elijah Moore</b>	<b>Jets</b>	<b>WR</b>	<b>48</b>	<b>6</b>	<b>8.00</b>
4.	Josh Palmer	LAC	WR	34	4	8.50
5.	Pat Freiermuth	PIT	TE	60	7	8.57
6.	DeVonta Smith	PHI	WR	64	5	12.80
7.	Jaylen Waddle	MIA	WR	106	7	15.14
8.	Amon-Ra St. Brown	DET	WR	97	6	16.17
9.	Kenneth Gainwell	PHI	RB	101	6	16.83
10.	Rhamondre Stevenson	NE	RB	147	5	29.40
11.	Chuba Hubbard	CAR	RB	197	6	32.83
12.	Javonte Williams	DEN	RB	246	7	35.14
13.	Elijah Mitchell	SF	RB	226	6	37.67
14.	Najee Harris	PIT	RB	381	10	38.10
15.	Michael Carter	Jets	RB	183	4	45.75















# 8

## EARLY ON

With his two touchdowns at IND (11/4), **MOORE** became the 12th-youngest player in the league over the last 10 seasons (since 2012) with at least two receiving TDs in a game and the second-youngest player in franchise history (since 1970).

### YOUNGEST ROOKIES w/ 2+ REC TDs GAME

(since 2012 • according to TruMedia)

	<b>MIKE EVANS</b> Season: 2014	<b>21.2</b> YEARS OLD
	<b>DONTE MONCRIEF</b> Season: 2014	<b>21.3</b> YEARS OLD
	<b>JUSTIN JEFFERSON</b> Season: 2020	<b>21.3</b> YEARS OLD
	<b>SAMMY WATKINS</b> Season: 2014	<b>21.3</b> YEARS OLD
	<b>STEPHEN HILL</b> Season: 2012	<b>21.4</b> YEARS OLD
	<b>K.J. HAMLER</b> Season: 2020	<b>21.4</b> YEARS OLD
	<b>JOSH GORDON</b> Season: 2012	<b>21.5</b> YEARS OLD
	<b>CEEDEE LAMB</b> Season: 2020	<b>21.5</b> YEARS OLD
	<b>AMARI COOPER</b> Season: 2015	<b>21.5</b> YEARS OLD
	<b>KENNY STILLIS</b> Season: 2013	<b>21.5</b> YEARS OLD
	<b>JA'MARR CHASE</b> Season: 2021	<b>21.6</b> YEARS OLD
	<b>ELIJAH MOORE</b> Season: 2021	<b>21.6</b> YEARS OLD

# WEEK ELEVEN

ELIJAH MOORE



## ROOKIE OF THE WEEK

**MOORE WAS SELECTED AS THE PEPSI ZERO SUGAR ROOKIE OF THE WEEK** in Week 11 after catching eight passes for 141 yards and a 62-yard touchdown vs. MIA (11/21) • Those 141 yards receiving were the fifth-most by a Jets rookie wide receiver since the merger, while **MOORE BECAME THE YOUNGEST JET (21.6 YEARS OLD) TO GAIN 100 YARDS IN A GAME.**

### NEW YORK JETS ROOKIE REC. YDS • Single Game

(since 1970 • according to TruMedia)

Rk	Player	Date	Age	Rec	Yds
1.	Wesley Walker	10/23/77	22.4	4	178
2.	Rob Moore	09/30/90	22.0	9	175
3.	Al Toon	11/10/85	22.5	10	156
4.	Eddie Bell	10/18/70	24.1	12	151
<b>5.</b>	<b>Elijah Moore</b>	<b>11/21/21</b>	<b>21.7</b>	<b>8</b>	<b>141</b>
6.	Rich Caster	10/04/70	22.0	4	138
7.	Al Toon	11/17/85	22.6	6	133
8.	Laveranues Coles	10/29/00	22.8	5	131
9t.	Derrick Gaffney	09/10/78	23.3	5	108
9t.	Dedric Ward	11/09/97	23.1	6	108
9t.	Leon Washington	12/25/06	24.3	4	108



# MORGAN MOSES









## TACKLE

### ALWAYS AVAILABLE

Signed during training camp to strengthen the depth and competition on the offensive line, veteran tackle **MORGAN MOSES BECAME ONE OF TWO JETS OFFENSIVE PLAYERS TO APPEAR IN ALL 17 GAMES THIS SEASON**, starting the last 16 contests at right tackle • During the season, **MOSES** made the 100th regular season start of his career, in his 100th consecutive game played, and finished the season with 113 straight appearances, tied for the third-longest active streak among all offensive linemen.

#### ACTIVE CONSEC. GAMES STREAKS

*(active offensive linemen • according to NFL GSIS)*

	<b>JAKE MATTHEWS</b>	<b>127</b>
	<b>JASON KELCE</b>	<b>122</b>
	<b>CHARLES LENO</b>	<b>113</b>
	<b>MORGAN MOSES</b>	<b>113</b>
	<b>ALEJANDRO VILLANUEVA</b>	<b>113</b>
	<b>JOEL BITONIO</b>	<b>81</b>
	<b>RYAN JENSEN</b>	<b>81</b>
	<b>TAYLOR MOTON</b>	<b>81</b>





# C.J. MOSLEY

## LINEBACKER



### CAREER NUMBERS

TACKLES	SACKS	INTERCEPTIONS
754	10.5	10

### TRUE RARITY

Linebacker **C.J. MOSLEY**, selected by his teammates prior to the start of the regular season as a captain, was named **2021 CURTIS MARTIN TEAM MOST VALUABLE PLAYER** by his teammates and selected as the organization's **NOMINEE FOR THE ART ROONEY SPORTSMANSHIP AWARD**.

On the field, **MOSLEY**, a Pro Bowl alternate, registered a new single-season best with 168 tackles, playing 16-of-17 games despite missing all but two contests over the previous two seasons as a result of injury (2019) and opting out (2020).

Additionally, **MOSLEY** added 2.0 sacks last season, bringing his career total to 10.5 and making him **THE ONLY PLAYER SINCE 2014 WITH 750+ TACKLES, 10+ SACKS AND 10+ INTERCEPTIONS**, despite missing 30 games between 2019-20.



# 57

*This dude is unbelievable in every possible way you can imagine. From the player on the field, but you can go tenfold to the person off the field. His character, his work ethic, his willingness to do whatever he needs to put his teammates in the best position possible. He is an All-Pro player, he's an All-Pro human. There aren't enough good things that anyone can say about C.J., he just shows up every single day and puts in the work and does the things necessary. He's a team-first guy and one of the more selfless individuals I've ever been around. He deserves all the praise that this organization and this media market is willing to give him.*

Head Coach **Robert Saleh** (Nov. 1, 2021)

## TACKLING MACHINE

In 16 games this season, **MOSLEY REGISTERED A SINGLE-SEASON BEST 168 TACKLES, THE FOURTH MOST IN THE LEAGUE THIS SEASON AND SECOND MOST BY A JET SINCE 2000**. Additionally, he registered 11 games with at least 10 tackles, the most in a single season in team history.

### NFL TACKLES LEADERS • 2021 Season

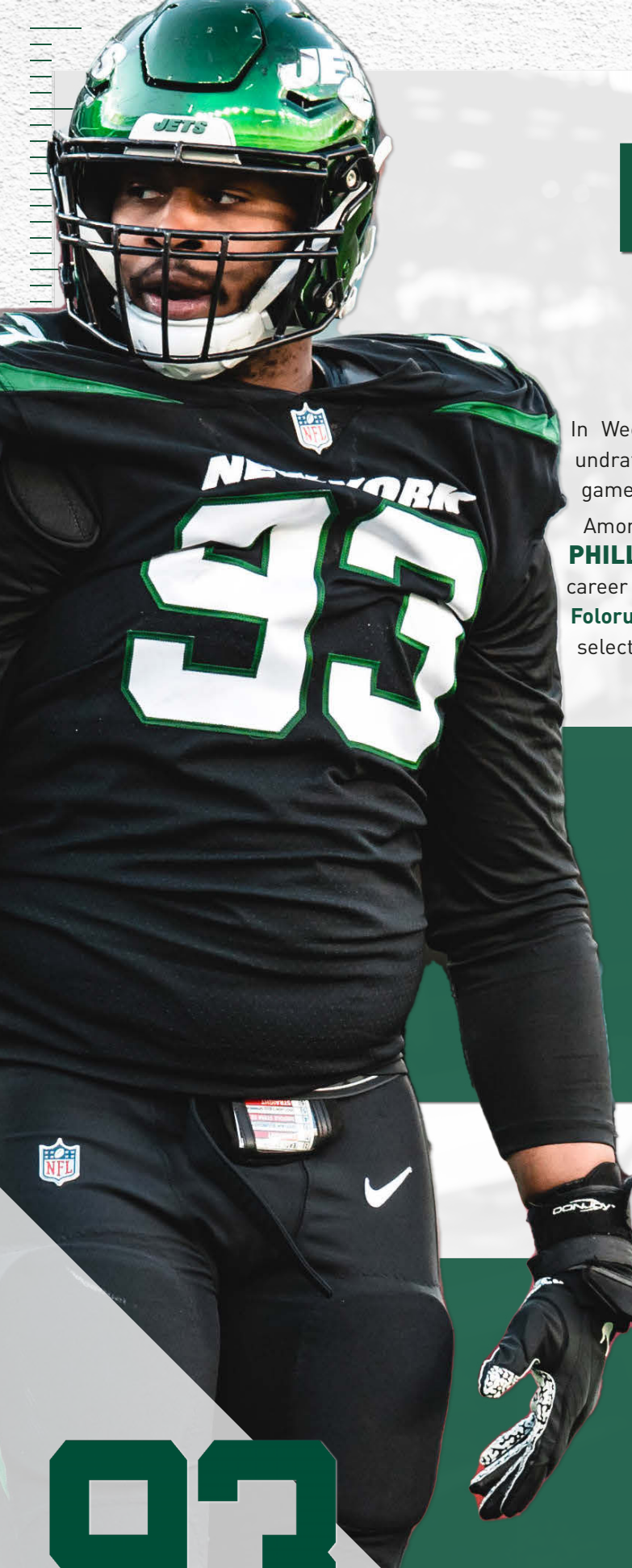
*(according to TruMedia)*

Rk	Player	Team	Tackles	10+ Gms
1	Foye Oluokun	ATL	192	12
2	Jordyn Brooks	SEA	183	10
3	Bobby Wagner	SEA	170	10
<b>4</b>	<b>C.J. Mosley</b>	<b>NYJ</b>	<b>168</b>	<b>11</b>
5	Roquan Smith	CHI	163	9
6	Denzel Perryman	LV	154	10
7	De'Vondre Campbell	GB	145	6
8	Eric Kendricks	MIN	143	7
9	Cole Holcomb	WAS	142	8
10	Deion Jones	ATL	137	7

### MOST GAMES w/ 10+ TACKLES • New York Jets

*(since 2000 • according to TruMedia)*

Rk	Player	Season	Tackles	10+ Gms
1.	Jonathan Vilma	2005	173	10
<b>2.</b>	<b>C.J. Mosley</b>	<b>2021</b>	<b>168</b>	<b>11</b>
3.	James Farrior	2001	143	8
4.	Sam Cowart	2003	140	6
5.	Demario Davis	2017	135	5
6.	Marvin Jones	2000	133	3
7t.	Neville Hewitt	2020	131	5
7t.	Marvin Jones	2001	131	6
9.	Sam Cowart	2002	127	6
10.	David Harris	2009	126	6



# KYLE PHILLIPS

## DEFENSIVE LINE

### SURPASSING EXPECTATIONS

In Week 11, defensive lineman **KYLE PHILLIPS**, the former undrafted free agent (2019) returned after missing the final nine games of 2020 and the first 10 of 2021.

Among all players who have entered the league since 2019, **PHILLIPS** had nine tackles for loss against the run in his first 25 career games, tied for fifth among all players, while he and teammate **Folorunso Fatukasi** are two of the three players in the top 10 not selected in the fifth round or earlier.

#### TFLs vs. RUSH • First 25 Games

*(since 2019 • according to TruMedia)*

Rk	Player	Pos.	Team	Draft	TFLs
1t.	Nick Bosa	DL	SF	1	11
1t.	Maxx Crosby	DL	LV	4	11
3t.	Nick Bolton	LB	KC	2	10
3t.	Patrick Queen	LB	BLT	1	10
<b>5t.</b>	<b>Kyle Phillips</b>	<b>DL</b>	<b>Jets</b>	<b>UdFA</b>	<b>9</b>
5t.	Chase Young	DL	WAS	1	9
7t.	Derrick Brown	DL	CAR	1	8
<b>7t.</b>	<b>Folorunso Fatukasi</b>	<b>DL</b>	<b>Jets</b>	<b>6</b>	<b>8</b>
7t.	Alex Highsmith	LB	PIT	3	8
10t.	Jaylon Ferguson	LB	BLT	3	7
10t.	Clelin Ferrell	DL	LV	1	7
10t.	Zach Sieler	DL	MIA	7	7

Additionally, since 2000, he leads all undrafted free agents over their first 25 career games with those nine tackles for loss against the run.

#### TFLs vs. RUSH • UdFAs First 25 Games

*(since 2000 • according to TruMedia)*

Rk	Player	Pos.	Team	Rookie	TFLs
<b>1.</b>	<b>Kyle Phillips</b>	<b>DL</b>	<b>Jets</b>	<b>2019</b>	<b>9</b>
2t.	Trevon Coley	DL	CLV	2016	8
2t.	Poona Ford	DL	SEA	2018	8
2t.	Mike Hilton	DB	PIT	2016	8
5t.	Shaquil Barrett	LB	DEN	2014	6
5t.	Justin Zimmer	DL	BUF	2016	6
7t.	Kevin Givens	DL	SF	2019	5
7t.	A.J. Johnson	LB	DEN	2018	5
7t.	T.J. Edwards	LB	PHI	2019	5
7t.	Denico Autry	DL	OAK	2014	5

# 93








# EDDY PIÑEIRO

## KICKER

### CONSISTENCY

Signed prior to Week 15 at MIA (12/19), kicker **EDDY PIÑEIRO** finished the season with the **SECOND-LONGEST CONSECUTIVE FIELD GOALS MADE STREAK, CONNECTING ON HIS LAST 19 ATTEMPTS** • He has started his Jets career with eight consecutive field goals, the fifth longest streak by a Jet over the last five seasons and the longest since Jason Myers (2018).

#### CONSECUTIVE FGS MADE • Active Streaks *(according to TruMedia)*

	DANIEL CARLSON	23
	EDDY PIÑEIRO	19
	JUSTIN TUCKER	18
	ZANE GONZALEZ	17
	JOEY SLYE	16

# 15

# ALIJAH VERA-TUCKER

## LEFT GUARD

### MAKING THE GRADE

With 1,027 snaps, rookie left guard **ALIJAH VERA-TUCKER**, the team's second first-round pick in 2021, finished as the team's leader in offensive snaps

- Among the 16 rookie offensive linemen in the league with at least 500 snaps, **VERA-TUCKER is TIED FOR THE SECOND FEWEST SACKS ALLOWED WITH JUST TWO THIS SEASON** (according to Pro Football Focus), **WHILE ALSO RANKING SIXTH IN RUN BLOCKING GRADE AND TIED FOR FOURTH IN FEWEST PENALTIES.**

#### SACKS ALLOWED • 2021 Rookies

(min. 500 snaps • according to Pro Football Focus)

Rk	Player	Team	Pos.	Snaps	Sacks	Pct.
1	Spencer Brown	BUF	T	846	1	0.12%
2t.	Landon Dickerson	PHI	G	925	2	0.22%
<b>2t.</b>	<b>Alijah Vera-Tucker</b>	<b>Jets</b>	<b>G</b>	<b>1,027</b>	<b>2</b>	<b>0.19%</b>
4t.	Kendrick Green	PIT	C	975	3	0.31%
4t.	Creed Humphrey	KC	C	1,325	3	0.23%
4t.	Quinn Meinerz	DEN	G	623	3	0.48%
7	Rashawn Slater	LAC	T	1,116	4	0.36%
8t.	Larry Borom	CHI	T	633	5	0.79%
8t.	Christian Darrisaw	MIN	T	652	5	0.77%
8t.	Penei Sewell	DET	T	1,039	5	0.48%
8t.	Trey Smith	KC	G	1,335	5	0.37%

*He's a phenomenal player. The amount of talent he has is remarkable and again, he's settling in. He's feeling comfortable. It's hard for a rookie to come into the NFL and play, start as a rookie. For a guy to come in and play the way he's playing and the growth he shows every game, another guy that is going to be around for a long time and have a phenomenal career. From the first time we kind of did an 11-on-11 here, I knew he was going to be a good player.*

Connor McGovern (Oct. 12, 2021)



# 75



# MIKE WHITE

## QUARTERBACK

AFC OFFENSIVE

# PLAYER OF THE WEEK



405 YDS

2ND QB EVER WITH 400+ YDS IN FIRST START

### FIRST START

A former fifth-round selection by DAL in 2018, quarterback **MIKE WHITE** made his first NFL start vs. CIN (10/31), and BECAME **THE FIRST QUARTERBACK IN NFL HISTORY WITH 300+ YARDS PASSING AND 75%+ COMPLETION IN THEIR DEBUT** after throwing for 405 yards and three touchdowns, while also establishing a first-start record with 37 completions.

Earning **AFC Offensive Player of the Week** honors in the comeback win, **WHITE** became just the sixth Jets QB with 400+ yards passing, while his 405 yards were the 10th most in a game by a Jet • Of those top 10 performances, he finished with the highest completion percentage and the fifth-best passer rating.

#### SINGLE-GAME PASSING YARDS • New York Jets

(according to StatsPass)

Rk	Player	Date	Pct	Rate	Yds
1.	Joe Namath	09/24/72	53.6	123.5	496
2.	Vinny Testaverde	12/24/00	52.2	66.2	481
3.	Ken O'Brien	09/21/86	67.4	126.0	479
4.	Richard Todd	09/21/80	70.0	101.2	447
5.	Richard Todd	09/25/83	74.0	97.6	446
6.	Ken O'Brien	11/02/86	81.3	158.3	431
7.	Vinny Testaverde	12/06/98	66.7	89.3	418
8t.	Glenn Foley	09/06/98	51.7	85.1	415
8t.	Joe Namath	10/01/67	59.0	110.5	415
<b>10.</b>	<b>Mike White</b>	<b>10/31/21</b>	<b>82.2</b>	<b>107.9</b>	<b>405</b>

# 5



# QUINCY WILLIAMS

## LINEBACKER

*He's got that stuff you can't coach. He's got obviously the athleticism, the explosiveness, the speed, all of that. He's also got instinct that's really rare. He can't always articulate what he sees, but he sees it and he reacts. At the same time, he's a hitter. Some guys just understand how to unlock their hip at the point of contact and the timing and all that and the aggression that he has is really unique. He's got some stuff. He is a guy that is so far from what he will become. Not even close to being a finished product. We're excited about him.*

Defensive Coordinator **Jeff Ulbrich** (Nov. 24, 2021)

### ANOTHER LEVEL

A waiver claim by the Jets following final cutdowns, linebacker **QUINCY WILLIAMS** started 13-of-16 games for the Jets and established single-season career highs in tackles (107), sacks (2.0), passes defended (five), forced fumbles (three), tackles for loss (nine), quarterback hits (four) and quarterback pressures (six) • **WILLIAMS** finished the season as **ONE OF FIVE PLAYERS WITH 100+ TACKLES, NINE+ TACKLES FOR LOSS AND FIVE+ PASSES DEFENSED**, while none of the other four had more than one forced fumble.

**100+ TACKLES, 9+ TFLs & 5+ PDs • 2021 Season**

*(according to TruMedia)*

Player	Team	Tackles	TFLs	PDs
Azeez Al-Shaair	SF	102	9	5
Jordyn Brooks	SEA	183	10	5
Demario Davis	NO	105	13	7
Shaq Thompson	CAR	104	9	5
<b>Quincy Williams</b>	<b>Jets</b>	<b>107</b>	<b>9</b>	<b>5</b>

# 56



# QUINNEN WILLIAMS

DEFENSIVE LINE

It's an **HONOR TO BE RECOGNIZED BY THE JETS ORGANIZATION** for such a prestigious nomination. I have always believed that the work and effort displayed on-field should replicate the passions for community service a player has off the field. **WORKING WITH THE AMERICAN CANCER SOCIETY AND CREATING THE QUINNEN WILLIAMS FOUNDATION ARE TWO OF MY PROUDEST AND MOST SIGNIFICANT ACHIEVEMENTS IN MY CAREER.**

*Quinnen Williams (Dec. 7, 2021)*

*Qu #95*



WALTER PAYTON

**MAN OF THE YEAR**

**QUINNEN WILLIAMS**

— NEW YORK JETS NOMINEE —

**95**



A leader and role model on and off the field throughout his tenure with the Jets, **QUINNEN WILLIAMS** created the **Quinnen Williams Foundation** to give back to the community in hopes of tackling poverty and unfairness while making an impact • Each year the **Quinnen Williams Foundation** spreads \$50,000 of holiday joy amongst 100 single-parent families selected personally by **WILLIAMS** in the Birmingham, AL area and plans to expand to the New Jersey area.

Through his foundation **WILLIAMS** created **The Williams Scholarship** (TWS) grant to provide financial aid to outstanding, low-income minorities in hopes to help offset tuition costs, housing, food, and book expenses. Each year, the scholarship is awarded to Birmingham Metropolitan leaders, with anticipation of helping students maximize their full potential. Selected Scholars will receive the amount of \$3,000 of funding.

As an ambassador for the **American Cancer Society**, stemming from losing his mother to breast cancer, **WILLIAMS** took an active role in the **Jets Crucial Catch** week in 2021. On September 28, he virtually visited (due to COVID restrictions) **Goryeb Children’s Hospital** to speak with pediatric cancer patients as well as other children receiving treatment. **WILLIAMS** sent them Jets hats, autographed footballs and invited each child to attend a Jets game when they are feeling better. Prior to the Crucial Catch game on October 3, he met with five breast cancer survivors with his brother, **QUINCY WILLIAMS**, during pre-game warm-ups to show his support for their fight.

*Quinnen exemplifies all of the greatest aspects of a professional athlete. Not only has he displayed superb confidence and ability on the football field but has also dedicated so much of his time to communities and causes close to him. **HE HAS INSPIRED ALL OF US** here at the Jets and continues to pave the way for those who come through this organization and the league.*

New York Jets President **Hymie Elhai** (Dec. 7, 2021)

## PRO BOWL RÉSUMÉ

Among the 54 NFL defensive linemen with 500+ snaps as an interior defender this season, **QUINNEN WILLIAMS**, a **Pro Bowl alternate**, the team’s **Walter Payton Man of the Year nominee**, **Marty Lyons Community Service Award** winner and **Kyle Clifton “Good Guy” Award** winner, ranks in the top 10 in the league in stop percentage\* (fifth), stuff percentage\* (t-seventh) and sack percentages (sixth).

Additionally, among those 54 defensive linemen, **WILLIAMS JOINS AARON DONALD AS THE ONLY TWO PLAYERS WITH A TOP 10 RANKING IN ALL THREE CATEGORIES**, while only five total players ranked in the top 20 in all three.

### STOP PERCENTAGE • 2021 Season

(min. 500 snaps as int. DL • according to Next Gen Stats)

Rk	Player	Team	Snaps	Stop	Stop%
1.	Christian Wilkins	MIA	592	62	10.47%
2.	D.J. Jones	SF	516	48	9.30%
3.	Austin Johnson	NYG	642	56	8.72%
4.	<b>Folorunso Fatukasi</b>	<b>Jets</b>	<b>538</b>	<b>41</b>	<b>7.62%</b>
5.	<b>Quinnen Williams</b>	<b>Jets</b>	<b>584</b>	<b>42</b>	<b>7.19%</b>
6.	Aaron Donald	LAR	795	57	7.17%
7.	Javon Hargrave	PHI	694	49	7.06%
8.	Linval Joseph	LAC	520	36	6.92%
9.	Davon Godchaux	NE	588	40	6.80%
10.	Leonard Williams	NYG	695	47	6.76%

### STUFF PERCENTAGE • 2021 Season

(min. 500 snaps as int. DL • according to Next Gen Stats)

Rk	Player	Team	Snaps	Stuff	Stuff%
1.	D.J. Jones	SF	268	18	6.72%
2.	Christian Wilkins	MIA	290	17	5.86%
3.	<b>Folorunso Fatukasi</b>	<b>Jets</b>	<b>282</b>	<b>16</b>	<b>5.67%</b>
4.	Ed Oliver	BUF	236	13	5.51%
5.	Aaron Donald	LAR	364	20	5.49%
6.	Al Woods	SEA	281	12	4.27%
7t.	Leonard Williams	NYG	261	11	4.21%
7t.	<b>Quinnen Williams</b>	<b>Jets</b>	<b>261</b>	<b>11</b>	<b>4.21%</b>
9.	<b>Sheldon Rankins</b>	<b>Jets</b>	<b>223</b>	<b>9</b>	<b>4.04%</b>
10.	Cameron Heyward	PIT	328	13	3.96%

### SACK PERCENTAGE • 2021 Season

(min. 500 snaps as int. DL • according to Next Gen Stats)

Rk	Player	Team	Snaps	Sacks	Sack%
1.	Cameron Heyward	PIT	448	10.0	2.23%
2.	Jonathan Allen	WAS	408	9.0	2.21%
3.	Chris Wormley	PIT	316	6.5	2.06%
4.	Shelby Harris	DEN	295	6.0	2.03%
5.	Javon Hargrave	PHI	386	7.5	1.94%
6.	<b>Quinnen Williams</b>	<b>Jets</b>	<b>315</b>	<b>6.0</b>	<b>1.90%</b>
7.	Dre’Mont Jones	DEN	333	5.5	1.65%
8.	Jeffery Simmons	TEN	532	8.5	1.60%
9.	Larry Ogunjobi	CIN	411	6.5	1.58%
10.	Aaron Donald	LAR	417	6.5	1.56%

\***STOP**: defined as tackles that result in a successful play for the defense based on the yards to go by down: 40%+ on 1st down, 50%+ on 2nd down, conversion on 3rd/4th down; **STUFF**: defined as tackles made on run plays resulting in no gain or loss



# ZACH WILSON

## QUARTERBACK

CONSECUTIVE PASSES

# 156

W/O AN INTERCEPTION

### BALL SECURITY

Rookie quarterback **ZACH WILSON**, the number two overall selection in the 2021 NFL Draft, who **FINISHED THE SEASON WITHOUT AN INTERCEPTION OVER HIS FINAL 156 PASSES**, set a new Jets mark for most throws without an interception since 2000, while besting the previous Jets rookie mark by over 40 attempts.

**WILSON'S 156 CONSECUTIVE PASSES ARE ALSO THE LONGEST STREAK BY A ROOKIE THIS SEASON, AND NINTH LONGEST OF ANY QUARTERBACK IN THE LEAGUE**, one of two active streaks when the regular season ended.

#### CONSEC. PASSES w/o an INT • 2021 Season

*(according to Elias Sports Bureau)*

Rk	Player	Team	Streak
1.	Aaron Rodgers	GB	243*
2.	Tom Brady	TB	228
3.	Kirk Cousins	MIN	212
4.	Carson Wentz	IND	211
5.	Ben Roethlisberger	PIT	174
6.	Matt Ryan	ATL	170
7.	Aaron Rodgers	GB	158
8.	Teddy Bridgewater	DEN	157
<b>9.</b>	<b>Zach Wilson</b>	<b>Jets</b>	<b>156*</b>
10.	Matt Ryan	ATL	155

*\*Active Streak*

## SECOND SEASON

*I think the cool thing about my situation is I'm kind of looking at this like this it's my second year. Kind of like I already played a first season. I missed some time because of injury and now I feel like that excitement, the energy to play and finish this season is 100 percent there for me just because I feel like I learned so many things and I worked to improve on them and now I got to show them in the game.*

**Zach Wilson** (Dec. 9, 2021)

Since returning from injury in Week 12, **WILSON** started the last seven games in what he has dubbed his "second year," and **SCORED NINE TOUCHDOWNS (FIVE PASSING AND FOUR RUSHING) AND TURNED THE BALL OVER JUST THREE TIMES**, including zero interceptions, in each of his last five starts.

### ZACH WILSON "FIRST vs. SECOND SEASONS"

*(among players with 100+ att. in each span • according to TruMedia)*

Category	Weeks 1-7	Rank	Weeks 12-18	Rank	Rookie Rank
Total Touchdowns	4	32nd	9	t-14th	t-1st
Total Turnovers	9	29th	3	t-4th	2nd

## NFL DEBUT

In his NFL debut (at CAR, 9/12), **WILSON** finished with 258 yards passing and two touchdowns, one of just 13 players since 2000 to throw for 250+ yards and two+ touchdowns in their first start as a rookie • Of the 13, only five - Robert Griffin (2012), Carson Wentz (2016), Kyler Murray (2019), Trevor Lawrence (2021) and **WILSON** (2021) - did so on Kickoff Weekend.

### 250+ YDS & 2+ TDs in 1st START • Rookie QBs

*(since 2000 • according to TruMedia)*

Player	Team	Year	Week	Yds	TDs
Trevor Lawrence	JAX	2021	1	332	3
<b>Zach Wilson</b>	<b>Jets</b>	<b>2021</b>	<b>1</b>	<b>258</b>	<b>2</b>
David Blough	DET	2019	13	280	2
Daniel Jones	NYG	2019	3	336	2
Kyler Murray	ARZ	2019	1	308	2
Baker Mayfield	CLV	2018	4	295	2
Carson Wentz	PHI	2016	1	278	2
Zach Mettenberger	TEN	2014	8	299	2
Kirk Cousins	WAS	2012	15	329	2
Robert Griffin	WAS	2012	1	320	2
Matt Leinart	ARZ	2006	5	253	2
Luke McCown	CLV	2004	13	277	2
Todd Bouman	MIN	2001	13	348	4

## ROOKIE OF THE WEEK

**WILSON** became **ONE OF FOUR PLAYERS SELECTED AS THE PEPSI ZERO SUGAR ROOKIE OF THE WEEK MULTIPLE TIMES** and the only quarterback to earn the award in 2021.

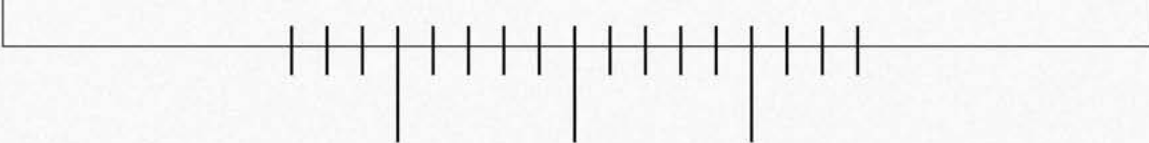
### ZACH WILSON'S ROOKIE of the WEEK WINS

- **WEEK 4 vs. TEN (10/3)** after throwing for 297 yards and two touchdowns in the comeback victory.
- **WEEK 13 vs. PHI (12/5)** after throwing for two touchdowns and rushing for a third.
- **WEEK 16 vs. JAX (12/26)** after rushing for 91 yards and a 52-yard touchdown run, the longest run by a quarterback in franchise history.

### 2021 ROOKIE of the WEEK • Multiple Winners

Rk	Player	Pos.	No.	1st	Last
1.	Ja'Marr Chase	WR	5	1	17
2t.	Micah Parsons	LB	3	8	14
<b>2t.</b>	<b>Zach Wilson</b>	<b>QB</b>	<b>3</b>	<b>4</b>	<b>16</b>
4.	Asante Samuel, Jr.	CB	2	2	3





# FINAL 2021 STATS



2 0 2 1   N E W   Y O R K   J E T S





# 2021 SEASON STATISTICS

## Won 4 Lost 13

Date	W/L	Score	Opponent
9/12/2021	L	14 - 19	at Carolina Panthers
9/19/2021	L	6 - 25	New England Patriots
9/26/2021	L	0 - 26	at Denver Broncos
10/3/2021	W	27 - 24 (OT)	Tennessee Titans
10/10/2021	L	20 - 27	at Atlanta Falcons
10/24/2021	L	13 - 54	at New England Patriots
10/31/2021	W	34 - 31	Cincinnati Bengals
11/4/2021	L	30 - 45	at Indianapolis Colts
11/14/2021	L	17 - 45	Buffalo Bills
11/21/2021	L	17 - 24	Miami Dolphins
11/28/2021	W	21 - 14	at Houston Texans
12/5/2021	L	18 - 33	Philadelphia Eagles
12/12/2021	L	9 - 30	New Orleans Saints
12/19/2021	L	24 - 31	at Miami Dolphins
12/26/2021	W	26 - 21	Jacksonville Jaguars
01/02/2022	L	24 - 28	Tampa Bay Buccaneers
01/09/2022	L	10 - 27	at Buffalo Bills

	New York Jets	Opponent
<b>Total First Downs</b>	<b>310</b>	<b>401</b>
Rushing	87	129
Passing	195	234
Penalty	28	38
3rd Down: Made/Att	77/212	99/223
3rd Down Pct.	36.3%	44.4%
4th Down: Made/Att	14/29	13/21
4th Down Pct.	48.3%	61.9%
<b>Possession Avg.</b>	<b>27:35</b>	<b>32:25</b>
<b>Total Net Yards</b>	<b>5,208</b>	<b>6,760</b>
Avg. Per Game	306.4	397.6
Total Plays	1,036	1,145
Avg. Per Play	5.0	5.9
<b>Net Yards Rushing</b>	<b>1,667</b>	<b>2,351</b>
Avg. Per Game	98.1	138.3
Total Rushes	380	525
<b>Net Yards Passing</b>	<b>3,541</b>	<b>4,409</b>
Avg. Per Game	208.3	259.4
Sacked/Yards Lost	53/418	33/273
Gross Yards	3,959	4,682
Attempts/Completions	603/357	587/401
Completion Pct.	59.2%	68.3%
Had Intercepted	20	7
<b>Punts/Average</b>	<b>71/46.1</b>	<b>59/41.9</b>
<b>Net Punting Avg.</b>	<b>41.5</b>	<b>38.1</b>
<b>Penalties/Yards</b>	<b>103/860</b>	<b>84/814</b>
<b>Fumbles/Ball Lost</b>	<b>14/7</b>	<b>26/7</b>
<b>Touchdowns</b>	<b>36</b>	<b>57</b>
Rushing	14	28
Passing	20	28
Returns	2	1

Score by Quarter	Q1	Q2	Q3	Q4	OT	Pts
<b>Team</b>	<b>59</b>	<b>84</b>	<b>59</b>	<b>105</b>	<b>3</b>	<b>310</b>
<b>Opponents</b>	<b>98</b>	<b>170</b>	<b>87</b>	<b>149</b>	<b>0</b>	<b>504</b>

Scoring	TD	Ru	Pa	Rt	PAT	FG	2pt	Sfty	Pts
M.Ammendola	0	0	0	0	14/15	13/19	0	0	53
E.Moore	6	1	5	0	0/0	0/0	0	0	36
E.Pineiro	0	0	0	0	9/10	8/8	0	0	33
B.Berrios	5	2	2	1	0/0	0/0	0	0	30
Z.Wilson	4	4	0	0	0/0	0/0	1	0	26
C.Davis	4	0	4	0	0/0	0/0	0	0	24
T.Johnson	4	2	2	0	0/0	0/0	0	0	24
M.Carter	4	4	0	0	0/0	0/0	0	0	24
J.Crowder	2	0	2	0	0/0	0/0	1	0	14
R.Griffin	2	0	2	0	0/0	0/0	0	0	12
T.Kroft	1	0	1	0	0/0	0/0	0	0	6
C.McDermott	1	0	1	0	0/0	0/0	0	0	6
K.Cole	1	0	1	0	0/0	0/0	0	0	6
A.Walter	1	1	0	0	0/0	0/0	0	0	6
B.Echols	1	0	0	1	0/0	0/0	0	0	6
J.Johnson	0	0	0	0	0/0	0/0	1	0	2
M.White	0	0	0	0	0/0	0/0	1	0	2
<b>Team</b>	<b>36</b>	<b>14</b>	<b>20</b>	<b>2</b>	<b>23/27</b>	<b>21/27</b>	<b>4</b>	<b>0</b>	<b>310</b>
<b>Opponents</b>	<b>57</b>	<b>28</b>	<b>28</b>	<b>1</b>	<b>50/53</b>	<b>36/39</b>	<b>2</b>	<b>0</b>	<b>504</b>

**2-Pt. Conversions:** Team 4/9, Opponents: 2/4

**Sacks:** Q.Williams 6.0, J.Franklin-Myers 6.0, S.Rankins 3.0, C.Mosley 2.0, Qu.Williams 2.0, B.Huff 2.0, M.Maye 1.0, K.Phillips 1.0, J.Zuniga 1.0, J.Wilson 1.0, D.Phillips 1.0, S.Lawson 1.0, R.Blair 1.0, M. Carter II 1.0, E.Riley 1.0, B.Hall 0.5, A.Davis 0.5 **Team: 31.0, Opponents: 53.0**

Passing	Att	Cmp	Yds	Cmp%	Yds/Att	TD	TD%	Int	Int%	Long	Sack	Lost	Rating
Z.Wilson	383	213	2,334	55.6%	6.1	9	2.3%	11	2.9%	54	44/	370	69.7
M.White	132	88	953	66.7%	7.2	5	3.8%	8	6.1%	28	4/	18	75.1
J.Flacco	42	27	338	64.3%	8.0	3	7.1%	0	0.0%	62t	2/	13	113.0
J.Johnson	45	29	334	64.4%	7.4	3	6.7%	1	2.2%	26	2/	14	99.7
K.Cole	1	0	0	0.0%	0.0	0	0.0%	0	0.0%	0	0/	0	39.6
J.Crowder	0	0	0	0.0%	0.0	0	0.0%	0	0.0%	0	1/	3	0.0
<b>Team</b>	<b>603</b>	<b>357</b>	<b>3,959</b>	<b>59.2%</b>	<b>6.6</b>	<b>20</b>	<b>3.3%</b>	<b>20</b>	<b>3.3%</b>	<b>62t</b>	<b>53/</b>	<b>418</b>	<b>76.0</b>
<b>Opponents</b>	<b>587</b>	<b>401</b>	<b>4,682</b>	<b>68.3%</b>	<b>8.0</b>	<b>28</b>	<b>4.8%</b>	<b>7</b>	<b>1.2%</b>	<b>65t</b>	<b>33/</b>	<b>273</b>	<b>103.2</b>

Rushing	No.	Yds	Avg	Long	TD
M.Carter	147	639	4.3	55	4
T.Coleman	84	356	4.2	20	0
T.Johnson	61	238	3.9	24	2
Z.Wilson	29	185	6.4	52t	4
A.Walter	26	101	3.9	14	1
E.Moore	5	54	10.8	19t	1
B.Berrios	7	40	5.7	11	2
L.Perine	8	31	3.9	14	0
J.Johnson	4	18	4.5	11	0
B.Mann	1	4	4.0	4	0
J.Flacco	2	3	1.5	2	0
M.White	5	-1	-0.2	2	0
J.Smith	1	-1	-1.0	-1	0
<b>Team</b>	<b>380</b>	<b>1,667</b>	<b>4.4</b>	<b>55</b>	<b>14</b>
<b>Opponents</b>	<b>525</b>	<b>2,351</b>	<b>4.5</b>	<b>78t</b>	<b>28</b>

Receiving	No.	Yds	Avg	Long	TD
J.Crowder	51	447	8.8	29	2
B.Berrios	46	431	9.4	46	2
E.Moore	43	538	12.5	62t	5
M.Carter	36	325	9.0	23	0
C.Davis	34	492	14.5	53t	4
T.Johnson	34	372	10.9	23	2
K.Cole	28	449	16.0	54	1
R.Griffin	27	261	9.7	29	2
T.Kroft	16	173	10.8	26	1
T.Coleman	11	49	4.5	11	0
D.Mims	8	133	16.6	40	0
J.Smith	8	113	14.1	35	0
D.Montgomery	3	36	12.0	14	0
T.Wesco	3	35	11.7	19	0
K.Yeboah	2	36	18.0	24	0
D.Brown	2	29	14.5	24	0
A.Walter	2	9	4.5	11	0
N.Bawden	1	20	20.0	20	0
T.Black	1	10	10.0	10	0
C.McDermott	1	1	1.0	1t	1
<b>Team</b>	<b>357</b>	<b>3,959</b>	<b>11.1</b>	<b>62t</b>	<b>20</b>
<b>Opponents</b>	<b>401</b>	<b>4,682</b>	<b>11.7</b>	<b>65t</b>	<b>28</b>

Interceptions	No.	Yds	Avg	Long	TD
B.Echols	2	50	25.0	30	1
A.Davis	2	18	9.0	18	0
J.Franklin-Myers	1	32	32.0	32	0
S.Neasman	1	13	13.0	13	0
S.Lawson	1	1	1.0	1	0
<b>Team</b>	<b>7</b>	<b>114</b>	<b>16.3</b>	<b>32</b>	<b>1</b>
<b>Opponents</b>	<b>20</b>	<b>264</b>	<b>13.2</b>	<b>65</b>	<b>0</b>

Punting	No.	Yds	Avg	Net	TB	In	Lg	B
B.Mann	41	1,875	45.7	40.6	1	14	63	1
T.Morstead	23	1,108	48.2	43.0	0	7	59	0
M.Ammendola	6	291	48.5	42.5	0	2	65	0
<b>Team</b>	<b>71</b>	<b>3,274</b>	<b>46.1</b>	<b>41.5</b>	<b>1</b>	<b>23</b>	<b>65</b>	<b>1</b>
<b>Opponents</b>	<b>59</b>	<b>2,475</b>	<b>41.9</b>	<b>38.1</b>	<b>1</b>	<b>25</b>	<b>63</b>	<b>0</b>

Punt Returns	Ret	FC	Yds	Avg	Long	TD
B.Berrios	15	25	201	13.4	28	0
K.Cole	1	0	3	3.0	3	0
J.White	1	0	2	2.0	2	0
<b>Team</b>	<b>17</b>	<b>25</b>	<b>206</b>	<b>12.1</b>	<b>28</b>	<b>0</b>
<b>Opponents</b>	<b>29</b>	<b>17</b>	<b>306</b>	<b>10.6</b>	<b>26</b>	<b>0</b>

Kickoff Returns	No.	Yds	Avg	Long	TD
B.Berrios	28	852	30.4	102	1
T.Coleman	11	317	28.8	65	0
K.Cole	7	137	19.6	26	0
T.Johnson	3	57	19.0	26	0
R.Griffin	1	8	8.0	8	0
<b>Team</b>	<b>50</b>	<b>1,371</b>	<b>27.4</b>	<b>102t</b>	<b>1</b>
<b>Opponents</b>	<b>22</b>	<b>392</b>	<b>17.8</b>	<b>31</b>	<b>0</b>

Field Goals	1-19	20-29	30-39	40-49	50+
M.Ammendola	0/0	5/5	6/6	2/5	0/3
E.Pineiro	0/0	2/2	2/2	3/3	1/1
<b>Team</b>	<b>0/0</b>	<b>7/7</b>	<b>8/8</b>	<b>5/8</b>	<b>1/4</b>
<b>Opponents</b>	<b>0/0</b>	<b>12/12</b>	<b>11/12</b>	<b>11/12</b>	<b>2/3</b>

**Fumbles Lost:** J. Flacco 1, J.Crowder 1, C.Davis 1, B. Berrios 1, T.Johnson 1, Mi.Carter 1, Z. Wilson 1 **Total: 7**

**Opponent Fumble Recoveries:** S.Rankins 2, M.Carter II 2, R. Blair 1, S.Lawson 1, D.Phillips 1 **Total: 7**



# 2021 DEFENSIVE STATISTICS



## DEFENSIVE STATISTICS

Player	Pos.	Gms	Snaps	Total	Solo	Asts	TFL	Sk	Yds	QBH	QBP	INT	Yds	PD	FF	FR	Yds
Bryce Hall	CB	17	<b>1,126</b>	79	66	13	4	0.5	4.0	2	3	0	0	<b>16</b>	0	0	0
C.J. Mosley	LB	16	1,054	<b>168</b>	<b>103</b>	<b>65</b>	2	2.0	34.0	3	5	0	0	2	2	0	0
Quincy Williams	LB	16	846	107	70	37	<b>9</b>	2.0	19.0	4	6	0	0	5	<b>3</b>	0	0
Michael Carter II	CB	15	743	71	44	27	4	1.0	5.0	2	7	0	0	5	0	<b>2</b>	0
Brandin Echols	CB	14	737	63	50	13	2	0.0	0.0	0	0	<b>2</b>	<b>50</b>	9	0	0	0
Ashtyn Davis	S	13	718	62	43	19	0	0.5	3.0	1	1	<b>2</b>	18	3	<b>3</b>	0	0
John Franklin-Myers	DL	16	692	35	17	18	6	<b>6.0</b>	44.0	<b>14</b>	<b>43</b>	1	32	1	1	0	0
Sheldon Rankins	DL	16	613	32	15	17	5	3.0	15.0	7	22	0	0	0	0	<b>2</b>	0
Quinnen Williams	DL	15	589	53	36	17	7	<b>6.0</b>	<b>50.0</b>	12	25	0	0	3	0	0	0
Folorunso Fatukasi	DL	15	538	46	25	21	5	0.0	0.0	6	15	0	0	0	0	0	0
Shaq Lawson	DL	14	510	23	15	8	5	1.0	7.0	5	15	1	1	2	0	1	0
Nathan Shepherd	DL	17	477	28	17	11	0	0.0	0.0	8	15	0	0	0	0	0	0
Javelin Guidry	CB	17	466	45	32	13	1	0.0	0.0	1	1	0	0	3	0	0	0
Elijah Riley	S	7	374	45	23	22	3	1.0	0.0	1	1	0	0	1	0	0	0
Marcus Maye	S	6	352	46	30	16	4	1.0	10.0	1	1	0	0	2	0	0	0
Bryce Huff	DL	9	321	14	5	9	1	2.0	15.0	8	15	0	0	0	0	0	0
Ronald Blair	DL	8	302	28	12	16	4	1.0	6.0	4	7	0	0	0	0	1	6
Kyle Phillips	DL	7	227	15	6	9	2	1.0	9.0	3	6	0	0	0	0	0	0
Sharrod Neasman	S	11	214	13	11	2	2	0.0	0.0	0	1	1	13	3	0	0	0
Jarrad Davis	LB	9	199	24	17	7	0	0.0	0.0	0	2	0	0	0	0	0	0
Jason Pinnock	DB	12	193	13	8	5	0	0.0	0.0	0	0	0	0	1	2	0	0
Tim Ward	DL	11	184	12	5	7	0	0.0	0.0	0	2	0	0	2	0	0	0
Jarrod Wilson	S	5	167	12	9	3	2	1.0	8.0	3	3	0	0	0	0	0	0
Del'Shawn Phillips	LB	17	156	20	8	12	2	1.0	8.0	1	2	0	0	0	0	1	<b>34</b>
Adrian Colbert	S	4	151	16	10	6	0	0.0	0.0	0	0	0	0	0	0	0	0
Jamien Sherwood	LB	5	135	13	7	6	0	0.0	0.0	0	0	0	0	0	0	0	0
Isaiah Dunn	CB	12	109	7	7	0	0	0.0	0.0	0	0	0	0	2	0	0	0
Will Parks	S	3	86	9	7	2	1	0.0	0.0	0	0	0	0	1	0	0	0
Jonathan Marshall	DL	4	73	2	1	1	0	0.0	0.0	1	2	0	0	0	0	0	0
Hamsah Nasirildeen	LB	12	58	5	0	5	0	0.0	0.0	0	0	0	0	0	0	0	0
Jabari Zuniga	DL	3	53	3	1	2	0	1.0	8.0	1	3	0	0	0	1	0	0
Blake Cashman	LB	3	32	2	2	0	0	0.0	0.0	0	1	0	0	0	0	0	0
Sheldrick Redwine	S	2	21	3	2	1	0	0.0	0.0	0	0	0	0	0	0	0	0
Freedom Akinmoladun	DL	1	18	2	2	0	0	0.0	0.0	0	1	0	0	0	0	0	0
Hamilcar Rashed	LB	1	16	1	0	1	0	0.0	0.0	0	0	0	0	0	0	0	0
Noah Dawkins	LB	2	14	1	0	1	0	0.0	0.0	0	0	0	0	0	0	0	0
Kai Nacua	S	3	11	2	2	0	0	0.0	0.0	0	0	0	0	0	0	0	0
Lamaricus Joyner	S	1	8	1	1	0	0	0.0	0.0	0	0	0	0	0	0	0	0
Rachad Wildgoose	CB	5	2	1	0	1	0	0.0	0.0	0	0	0	0	0	0	0	0
				<b>1,122</b>	<b>709</b>	<b>413</b>	<b>71</b>	<b>31.0</b>	<b>245.0</b>	<b>88</b>	<b>205</b>	<b>7</b>	<b>114</b>	<b>61</b>	<b>12</b>	<b>7</b>	<b>40</b>

(according to TruMedia)

## SPECIAL TEAMS TACKLES

Player	ST Snaps	Totals	Tackles	Assists
Justin Hardee	363	12	5	7
Del'Shawn Phillips	369	11	3	8
Hamsah Nasirildeen	220	5	3	2
Javelin Guidry	133	3	1	2
Jason Pinnock	105	3	2	1
Sheldrick Redwine	16	3	2	1
Trevon Wesco	128	3	3	0
Quincy Williams	63	3	3	0
Daniel Brown	228	2	1	1
Ryan Griffin	196	2	2	0
Thomas Hennessy	125	2	0	2
Ty Johnson	97	2	1	1
Kai Nacua	53	2	1	1
Jamien Sherwood	72	2	1	1
Rachad Wildgoose	28	2	1	1
Michael Carter II	125	1	1	0
Blake Cashman	30	1	1	0
Jarrad Davis	111	1	1	0
Noah Dawkins	32	1	1	0
Isaiah Dunn	79	1	0	1
Tyler Kroft	65	1	1	0
D.J. Montgomery	19	1	0	1
Sharrod Neasman	192	1	1	0
LaRoy Reynolds	14	1	1	0
Jeff Smith	61	1	1	0
Jarrod Wilson	43	1	0	1
Kenny Yeboah	113	1	1	0
		<b>69</b>	<b>38</b>	<b>31</b>

(according to TruMedia)

## ADDITIONAL STATS

Touchdowns:	1	21-yd INT Ret. (B. Echols 12/19 at MIA)
Safety:	0	

## SPECIAL TEAMS STATS

Touchdowns:	1	102-yd KO Ret. (B. Berrios 12/26 vs. JAX)
Blocked Punt:	0	
Blocked Field Goal:	0	
Blocked FG Return:	0	
Blocked Extra Point:	0	
Forced Fumbles:	0	
Fumble Recoveries:	0	

**KEY:** TFL = Tackles for Loss, QH = Quarterback Hits, INT = Interception, PD = Pass Defensed, FF = Forced Fumbles, FR = Fumble Recovery



# 2021 RANKINGS & NUMBERS

## TEAM NUMBERS & RANKINGS

### OFFENSIVE STATISTICS

Statistic	Jets	Rank	NFL Avg.
Total Offense	306.4	26th	343.6
Passing Offense	208.3	20th	228.3
Rushing Offense	98.1	27th	115.2
Scoring Offense	18.2	28th	23.0
Sacks Allowed	53.0	29th	38.9
Third Down Off.	36.3%	27th	40.4%
Red Zone Offense	54.9%	21st	58.5%
Giveaways	27	28th	22.1

### DEFENSIVE STATISTICS

Statistic	Jets	Rank	NFL Avg.
Total Defense	397.6	32nd	343.6
Passing Defense	259.4	30th	228.3
Rushing Defense	138.3	29th	115.2
Scoring Defense	29.7	32nd	23.0
Sacks	33.0	t-25th	38.9
Third Down Def.	44.4%	27th	40.4%
Red Zone Defense	60.8%	20th	58.5%
Takeaways	14	31st	22.0

## STATISTICAL LEADERS

Statistic	LEADER	Season	Statistic	LEADER	Game
Passing Yards	Z. Wilson	2,334	Passing Yards	M. White	405 vs. CIN (10/31)
Completion Pct. <i>(qualified)</i>	Z. Wilson	55.6%	Completion Pct. <i>(min. 20 att.)</i>	M. White	82.2% vs. CIN (10/31)
Passer Rating <i>(qualified)</i>	Z. Wilson	69.7	Passer Rating <i>(min. 20 att.)</i>	M. White	107.9 vs. CIN (10/31)
Passing Touchdowns	Z. Wilson	9	Passing Touchdowns	J. Johnson	3 vs. CIN (10/31)
Rushing Yards	M. Carter	639	Rushing Yards	M. White	3 at IND (11/4)
Rushing Avg. <i>(qualified)</i>	M. Carter	4.4	Longest Rush	M. Carter	118 vs. JAX (12/26)
Rushing Touchdowns	M. Carter   Z. Wilson	4	Rushing Touchdowns	M. Carter	55 vs. TB (1/2)
Receptions	J. Crowder	50	Receptions	many times	1
Receiving Yards	E. Moore	538	Receiving Yards	M. Carter	9 vs. CIN (10/31)
Receiving Avg. <i>(qualified)</i>	C. Davis	14.5	Longest Reception	E. Moore	141 vs. MIA (11/21)
Receiving Touchdowns	E. Moore	5	Receiving Touchdowns	E. Moore	62t vs. MIA (11/21)
Yards from Scrimmage	M. Carter	964	Receiving Touchdowns	C. Davis	2 at CAR (9/12)
Tackles	C. Mosley	168	Yards from Scrimmage	E. Moore	2 vs. IND (11/4)
Sacks	J. Franklin-Myers   Q. Williams	6.0	Tackles	M. Carter	172 vs. CIN (10/31)
Interceptions	A. Davis   B. Echols	2	Sacks	C.J. Mosley	17 vs. NO (12/12)
Passes Defensed	B. Hall	16	Sacks	J. Franklin-Myers	2.0 vs. HST (11/28)
Forced Fumbles	A. Davis   Qu. Williams	3	Interceptions	Q. Williams	2.0 vs. TEN (10/3)
Special Teams Tackles	J. Hardee	12	Passes Defensed	many times	1
Punt Return Avg.	B. Berrios	13.4	Forced Fumbles	B. Hall	3 vs. TEN (10/3)
Kick Return Avg. <i>(qualified)</i>	B. Berrios	30.4	Special Teams Tackles	B. Echols   B. Hall	3 at MIA (12/19)
Scoring • Non-Kicking	E. Moore	36	Longest Punt Return	A. Davis	2 at IND (11/4)
Scoring	M. Ammendola	53	Longest Kickoff Return	Qu. Williams	2 at ATL (10/10)
			Scoring • Non-Kicking	D. Phillips	3 at CAR (9/12)
			Scoring	Qu. Williams	3 at IND (11/4)
				B. Berrios	28 vs. NO (12/12)
				B. Berrios	102t vs. JAX (12/26)
				three times	12
				three times	12

# SEASON SUPERLATIVES



## SINGLE GAME TEAM HIGH & LOWS

### YARDS/FIRST DOWNS

	HIGH		NEW YORK JETS		LOW		OPPONENTS	
Total Net Yards	511	vs. CIN (10/31)	53	at BUF (1/9)	551	at NE (10/24)	202	at HST (11/28)
Total Plays	78	vs. CIN (10/31)	46	at BUF (1/9)	93	vs. TEN (10/3)	54	2x, last vs. BUF (11/14)
First Downs	32	vs. CIN (10/31)	4	at BUF (1/9)	32	at NE (10/24)	13	at HST (11/28)

### RUSHING

	HIGH		NEW YORK JETS		HIGH		LOW	
Rushing Yards	273	vs. JAX (12/26)	43	at DEN (9/26)	260	at IND (11/4)	41	vs. CIN (10/31)
Rushing Attempts	36	vs. JAX (12/26)	13	at DEN (9/26)	44	vs. NO (12/12)	16	vs. CIN (10/31)
Rushing Average	7.6	vs. JAX (12/26)	2.6	vs. TEN (10/3)	8.7	at IND (11/4)	2.6	vs. CIN (10/31)

### PASSING

	HIGH		NEW YORK JETS		HIGH		LOW	
Net Passing Yards	414	vs. CIN (10/31)	5	at BUF (1/9)	405	vs. TB (1/2)	106	at HST (11/28)
Pass Attempts	52	at IND (11/4)	20	at BUF (1/9)	50	vs. TB (1/2)	21	vs. NO (12/12)
Pass Completions	39	vs. CIN (10/31)	7	at BUF (1/9)	34	vs. TB (1/2)	15	vs. NO (12/12)
Yards/Attempt	8.7	vs. TEN (10/3)	4.4	at BUF (1/9)	13.1	vs. BUF (11/14)	5.5	at BUF (1/9)
Interceptions Thrown	4	2x, last vs. BUF (11/14)	0	6x, last at BUF (1/9)	2	at MIA (12/19)	0	many
Sacks Allowed	9	at BUF (1/9)	1	4x, last vs. TB (1/2)	7	vs. TEN (10/3)	0	3x, last at BUF (1/9)

### FUMBLES • PENALTIES

	HIGH		NEW YORK JETS		HIGH		LOW	
Fumbles Lost	1	7x, last vs. TB (1/2)	0	many	2	at ATL (10/10)	0	many
Penalties	9	2x, last vs. BUF (11/14)	2	vs. TB (1/2)	8	2x, last vs. MIA (11/21)	2	2x, last vs. JAX (12/26)
Penalty Yards	90	vs. DEN (9/26)	14	vs. TB (1/2)	98	vs. TEN (10/3)	10	vs. JAX (12/26)

### POINTS • TIME OF POSSESSION

	HIGH		NEW YORK JETS		HIGH		LOW	
Points	34	vs. CIN (10/31)	0	at DEN (9/26)	54	at NE (10/24)	14	at HST (11/28)
Touchdowns	4	2x, last at IND (11/4)	0	3x, last vs. NO (12/12)	7	at NE (10/24)	2	many
Time of Possession	36:21	vs. CIN (10/31)	21:08	vs. NO (12/12)	40:42	vs. TEN (10/3)	23:39	vs. CIN (10/31)

## SINGLE GAME INDIVIDUAL BESTS

### RUSHING,

	NEW YORK JETS		OPPONENTS	
Yards Rushing	118	..... Michael Carter vs. JAX (12/26)	172	..... Jonathan Taylor, at IND (11/4)
Rushing Attempts	16	..... 3x, last Michael Carter vs. JAX (12/26)	33	..... Derrick Henry, vs. TEN (10/3)
Longest Run	55	..... Michael Carter vs. TB (1/2)	78t	..... Jonathan Taylor, at IND (11/4)
Longest TD Run	52t	..... Zach Wilson vs. JAX (12/26)	78t	..... Jonathan Taylor, at IND (11/4)

### PASSING

Yards Passing (gross)	405	..... Mike White vs. CIN (10/31)	410	..... Tom Brady, vs. TB (1/2)
Passes Attempted	45	..... Mike White vs. CIN (10/31)	50	..... Tom Brady, vs. TB (1/2)
Passes Completed	37	..... Mike White vs. CIN (10/31)	34	..... Tom Brady, vs. TB (1/2)
Comp. Pct. (min 20 att.)	82.2	..... Mike White vs. CIN (10/31)	81.8	..... Tua Tagovailoa, vs. MIA (11/21)
TD Passes	3	..... 2x, last Josh Johnson at IND (11/4)	3	..... 3x, last Tom Brady, vs. TB (1/2)

### RECEIVING

Receptions	9	..... Michael Carter vs. CIN (10/31)	9	..... 3x, last Stefon Diggs at BUF (1/9)
Yards Receiving	141	..... Elijah Moore vs. MIA (11/21)	162	..... Stefon Diggs, vs. BUF (11/14)
Longest Reception	62t	..... Elijah Moore vs. MIA (11/21)	65t	..... Mack Hollins, vs. MIA (11/21)
Longest TD Reception	62t	..... Elijah Moore vs. MIA (11/21)	65t	..... Mack Hollins, vs. MIA (11/21)

### SPECIAL TEAMS | DEFENSE

Longest Kick Return	102t	..... Braxton Berrios vs. JAX (12/26)	31	..... Gunner Olszewski, at NE (10/24)
Longest Punt Return	28	..... Braxton Berrios vs. NO (12/12)	26	..... Isaiah McKenzie, vs. BUF (11/14)
Longest Field Goal	51	..... Eddy Piñeiro vs. TB (1/2)	52	..... Younghoe Koo, at ATL (10/10)
Longest FG Att.	55	..... Matt Ammendola vs. MIA (11/21)	52	..... Younghoe Koo, at ATL (10/10)
Most Tackles	17	..... C.J. Mosley vs. NO (12/12)	12	..... Logan Wilson, vs. CIN (10/31)
Sacks	2.0	..... 2x, last John Franklin-Myers at HST (11/28)	2.0	..... 5x, last M. Addison & J. Poyer, at BUF (1/9)
Pass Intercepted	1	..... 5x, last Brandin Echols vs. TB (1/2)	2	..... J.C. Jackson, vs. NE (9/19)





# THE LAST TIME...

## TEAM

### Won in Overtime

JETS: 27-24 vs. TEN (22-yd FG by Matt Ammendola) 10/03/21  
 OPP: 44-38, vs. GB (16-yd TD by Davante Adams) 12/23/18

### Won in Last 2:00 of Regulation

JETS: 22-21 vs. MIA (Sam Ficken 44-yd FG; 0:03 in 4Q) 12/08/19  
 OPP: 28-24, vs. TB (Cyril Grayson 33-yd TD; 0:15 in 4Q) 01/02/21

### Tied Game in Last 2:00

JETS: 38-38 vs. GB (Jason Myers 33-yd FG) 12/23/18  
 OPP: 24-24, vs. TEN (C. Baston 2-yd TD rec.; :16 in 4Q) 10/03/21

### Won by Three-or-Less Points

JETS: 34-31 vs. CIN 10/31/21  
 OPP: 31-28, vs. LV 12/06/20

### Won by Eight-or-Less Points

JETS: 26-21 vs. JAX 12/26/21  
 OPP: 28-24, vs. TB 01/02/22

### Won by 20+ Points

JETS: 34-3 vs. OAK 11/24/19  
 OPP: 30-9, vs. NO 12/12/21

### Won after Trailing by 20+ Points

JETS: 40-37 vs. MIA (Trailed 30-7 with 00:12 in 3Q) 10/23/00  
 OPP: 31-27, vs. NE(Trailed 21-0 with 5:53 in 2Q) 11/10/96

### Won after Trailing by 10+ Points

JETS: 21-14 at HST (Trailed 14-3 with 2:00 in 2Q) 11/28/21  
 OPP: 28-24, vs. TB (Trailed 24-10 with 0:29 in 3Q) 01/02/22

### Won after Trailing in the Fourth Quarter

JETS: 34-31 vs. CIN (Trailed 31-26 with 3:50 in 4Q) 10/31/21  
 OPP: 28-24, vs. TB (Trailed 24-20 with 0:21 in 4Q) 01/02/22

### Won after Trailing at Halftime

JETS: 21-14 at HST (Trailed 11-14 at Half) 11/28/21  
 OPP: 28-24, vs. TB (Trailed 17-10 at Half) 01/02/22

## OFFENSE

### 500+ Total Net Yards (Team)

JETS: 511 (97 rush, 414 pass) vs. CIN 10/31/21  
 OPP: 532 (260 rush, 272 pass), at IND 11/04/21

### 400+ Total Net Yards (Team)

JETS: 486 (88 rush, 398 pass) at IND 11/04/21  
 OPP: 424 (170 rush, 254 pass), at BUF 01/09/22

### 50+ Points Scored (Team)

JETS: 56 vs. ARZ 09/28/08  
 OPP: 54, at NE 10/24/21

### 40+ Points Scored (Team)

JETS: 42 vs. IND 10/14/18  
 OPP: 45, vs. BUF 11/14/21

### No Turnovers

JETS: at BUF 01/09/22  
 OPP: at BUF 01/09/22

### No Sacks Allowed

JETS: at BUF 12/09/18  
 OPP: at BUF 01/09/22

## PASSING

### 100+ Passer Rating (Individual)

JETS: Mike White (121.4) at IND 11/04/21  
 Josh Johnson (103.4)

OPP: Tom Brady (104.6), vs. TB 01/02/22

### 400+ Net Passing Yards (Team)

JETS: 414 (49 att) vs. CIN 10/31/21  
 OPP: 405 (50 att), vs. TB 01/02/22

### 300+ Net Passing Yards (Team)

JETS: 398 (52 att) at IND 11/04/21  
 OPP: 405 (50 att), vs. TB 01/02/22

### 400+ Passing Yards (Individual)

JETS: Mike White (405 yards) vs. CIN 10/31/21  
 OPP: Tom Brady (410), vs. TB 01/02/22

### 300+ Passing Yards (Individual)

JETS: Josh Johnson (317 yards) at IND 11/04/21  
 OPP: Tom Brady (410), vs. TB 01/02/22

### 50+ Passing Attempts (Individual)

JETS: Ryan Fitzpatrick (50 att.) at NYG 12/06/15  
 OPP: Tom Brady (50), vs. TB 01/02/22

### 40+ Passing Attempts (Individual)

JETS: Zach Wilson (42 att.) vs. NO 12/12/21  
 OPP: Josh Allen (45), at BUF 01/09/22

### 30+ Pass Completions (Individual)

JETS: Mike White (37 att.) vs. CIN 10/31/21  
 OPP: Tom Brady (34), vs. TB 01/02/22

### 25+ Pass Completions (Individual)

JETS: Josh Johnson (27 cmp.) at IND 11/04/21  
 OPP: Tom Brady (34), vs. TB 01/02/22

### Six+ Touchdown Passes (Individual)

JETS: Brett Favre (6\*) vs. ARZ 09/28/08  
 OPP: Dan Marino (6), vs. MIA 09/21/86  
 \*Tied Franchise Record

### Five+ Touchdown Passes (Individual)

JETS: Brett Favre (6\*) vs. ARZ 09/28/08  
 OPP: Patrick Mahomes (5), at KC 11/01/20  
 \*Tied Franchise Record

### Four+ Touchdown Passes (Individual)

JETS: Sam Darnold (4) at WAS 11/17/19  
 OPP: Russell Wilson (4), at SEA 12/13/20

## RUSHING

### 300+ Rushing Yards (Team)

JETS: 323 (38 att.) vs. DEN 10/07/18  
 OPP: 328 (47 att.), at NE 09/18/83

### 200+ Rushing Yards (Team)

JETS: 273 (36 att.) vs. JAX 12/26/21  
 OPP: 203 (44 att.), vs. NO 12/12/21

### 200+ Rushing Yards (Individual)

JETS: Isaiah Crowell (219 yds\*) vs. DEN 10/07/18  
 OPP: Thurman Thomas (214 yds), vs. BUF 09/24/90  
 \*Franchise Record



## RUSHING CONTINUED

### 100+ Rushing Yards (Individual)

JETS: Michael Carter (118 yds) vs. JAX 12/26/21  
 OPP: Duke Johnson (107), at MIA 12/19/21

### Consecutive 100-Yard Rushers (Individual)

JETS: Chris Ivory (166 yds) at MIA (London) 10/04/15  
 Chris Ivory (146 yds) vs. WAS 10/18/15  
 OPP: Miles Sanders (120), vs. PHI 12/05/21  
 Alvin Kamara (120), vs. NO 12/12/21  
 Duke Johnson (107), at MIA 12/19/21

### 50+ Rushing Attempts (Team)

JETS: 52 (177 yds) vs. NE 10/20/13  
 OPP: 50 (151 yds), vs. NE 12/26/05

### 40+ Rushing Attempts (Team)

JETS: 49 (157 yds) vs. KC 12/03/17  
 OPP: 42 (183 yds), at MIA 12/19/21

### 30+ Rushing Attempts (Individual)

JETS: Matt Forté (30 att.) vs. BLT 10/23/16  
 OPP: Derrick Henry (33), vs. TEN 10/03/21

### Three+ Rushing Touchdowns (Individual)

JETS: Matt Forté (3) at BUF 09/15/16  
 OPP: Sony Michel (3), vs. NE 10/21/19

### Two+ Rushing Touchdowns (Individual)

JETS: Isaiah Crowell (2) at CLV 09/20/18  
 OPP: Duke Johnson (2), at MIA 12/19/21

### Rush of 70 Yards or More (Individual)

JETS: Isaiah Crowell (77t) vs. DEN 10/07/18  
 OPP: Jonathan Taylor (78t), at IND 11/04/21

### Rush of 40 Yards or More (Individual)

JETS: Michael Carter (55) vs. TB 01/02/22  
 OPP: Devin Singletary (40), at BUF 01/09/22

## RECEIVING

### 10+ Receptions (Individual)

JETS: Le'Veon Bell (10 rec.) vs. CLV 09/16/19  
 OPP: Darren Waller (13 rec.), vs. LV 12/06/20

### 200+ Receiving Yards (Individual)

JETS: Eric Decker (221 yds) at MIA 12/28/14  
 OPP: Darren Waller (200), vs. LV 12/06/20

### 100+ Receiving Yards (Individual)

JETS: Elijah Moore (141) vs. MIA 11/21/21  
 OPP: Rob Gronkowski (115), vs. TB 01/02/22

### Consecutive 100-Yard Rec. Games (Individual)

JETS: Jamison Crowder (104 yds) vs. DEN 10/01/20  
 Jamison Crowder (116 yds) vs. ARZ 10/11/20  
 OPP: Cole Beasley (112 yds), vs. BUF 10/25/20  
 Travis Kelce (109), at KC 11/01/20  
 Jakobi Meyers (169), vs. NE 11/09/20  
 Keenan Allen (145), at LAC 11/22/20  
 Devante Parker (119), vs. MIA 11/29/20  
 Darren Waller (200), vs. LV 12/06/20

### Two 100-Yard Receivers in Same Game

JETS: Robby Anderson (107 yds) vs. KC 12/03/17  
 Jermaine Kearse (157 yds)

OPP: Stefon Diggs (162), vs. BUF 11/14/21  
 Gabriel Davis (105)

### Three+ Receiving Touchdowns (Individual)

JETS: Plaxico Burress (3) vs. SD 10/23/11  
 OPP: Michael Crabtree (3), at OAK 09/17/17

### Two+ Receiving Touchdowns (Individual)

JETS: Elijah Moore (2) at IND 11/04/21  
 OPP: Dallas Goedert (2), vs. PHI 12/05/21

### Multiple Receivers with Multiple Receiving TDs

JETS: Laveranues Coles (3) vs. ARZ 09/28/08  
 Jerricho Cotchery (2)  
 OPP: Darius Slayton (2), vs. NYG 11/10/19  
 Golden Tate (2)

### Pass Reception of 70 Yards or More

JETS: Robby Anderson (92t yds) vs. DAL 10/13/19  
 OPP: Chris Conley (70t), at JAX 10/27/19

### Pass Reception of 40 Yards or More

JETS: Keelan Cole (40t) at BUF 01/09/22  
 OPP: Brandin Cooks (40t), at HST 11/28/21

## DEFENSE

### Shutout

JETS: 37-0 vs. CIN 01/03/10  
 OPP: 26-0, at DEN 09/26/21

### Game without Allowing an Offensive TD (Team)

JETS: 10-18 vs. BUF 10/25/20  
 OPP: 30-9, vs. NO 12/12/21

### Under 200 Total Yards Allowed (Team)

JETS: 168 at MIA 11/04/18  
 OPP: 53, at BUF 01/09/22

### Under 100 Net Passing Yards Allowed (Team)

JETS: 56 vs. ARZ 12/02/12  
 OPP: 5, at BUF 01/09/22

### Completion Percentage under 50.0% (Team)

JETS: 48.6% (J. Allen & Z. Jones: 18/37), at BUF 12/09/18  
 OPP: 35.0% (Z. Wilson: 7/20), at BUF 01/09/22

### Passer Rating under 50 (Team)

JETS: 49.7 (J. Allen & M. Barkley), at BUF 12/29/19  
 OPP: 42.6 (Z. Wilson), at DEN 09/26/21

### Under 50 Rushing Yards Allowed (Team)

JETS: 41 (16 att.) vs. CIN 10/31/21  
 OPP: 48 (17 att.), at BUF 01/09/22

### Five+ Takeaways (Team)

JETS: 5 (5 INTs) at DET 09/10/18  
 OPP: 5 (4 INTs, 1 FRs), vs. BUF 11/14/21

### Four+ Takeaways (Team)

JETS: 4 (2 INTs, 2 FR) vs. BUF 09/08/19  
 OPP: 5 (4 INTs, 1 FRs), vs. BUF 11/14/21





# THE LAST TIME...

## DEFENSE CONTINUED

### Safety (Individual)

JETS: T. Long pushed OB (F. Luvu) in the endzone for -28 yd at LAC 11/22/20  
 OPP: J. Houston -6yd Sack (S. Darnold), at IND 09/27/20

### Six+ Sacks (Team)

JETS: **7.0 vs. TEN** 10/03/21  
 OPP: **9.0, at BUF** 01/09/22

### Three+ Sacks (Individual)

JETS: Jamal Adams (3.0) at WAS 11/17/19  
 OPP: Carlos Dunlap (3.0), at CIN 12/01/19

### Two+ Sacks (Individual)

JETS: John Franklin-Myers (2.0) at HST 11/28/21  
 OPP: Mario Addison (2.0), at BUF 01/09/22  
 Jordan Poyer (2.0)

### Three+ Interceptions (Team)

JETS: 3 vs. DEN 10/01/20  
 OPP: 4, vs. NE 09/19/21

### Two+ Interceptions (Individual)

JETS: Pierre Desir (2) vs. DEN 10/01/20  
 OPP: J.C. Jackson (2), vs. NE 09/19/21

### INT Returned for a Touchdown (Individual)

JETS: Brandin Echols (T. Tagovailoa) 20yds at MIA 12/19/21  
 OPP: Tevaughn Campbell (Joe Flacco) 6yds, at LAC 11/22/20

### Three+ Fumble Recoveries (Team)

JETS: 3 at ATL (London) 10/10/21  
 OPP: 3, at NE 12/30/18

### Two+ Forced Fumbles (Individual)

JETS: Ashtyn Davis (2) at IND 11/04/21  
 OPP: Orlando Scandrick (2), at PHI 10/06/19

### Two+ Fumble Recoveries (Individual)

JETS: Darrelle Revis (2) at IND 09/21/15  
 OPP: Bashaud Breeland (2), vs. WAS 10/18/15

### Fumble Rec. Returned for a TD (Individual)

JETS: Jamal Adams (25 yds) vs. NYG 11/10/19  
 OPP: Orlando Scandrick (44 yds), at PHI 10/06/19

## SPECIAL TEAMS

### Blocked Punt (Individual)

JETS: J.T. Hassell (J. Hekker) at LAR 12/20/20  
 OPP: Cam Lewis (B. Mann), at BUF 01/09/22

### Blocked Punt Returned for a TD (Individual)

JETS: B.J. Bello (14t yds; S. Koch) at BLT 12/12/19  
 OPP: Walt Aikens (11t yds; L. Edwards), vs. MIA 12/17/16

### Blocked Field Goal (Individual)

JETS: H. Anderson (49 yds; S. Hauschka) at BUF 12/09/18  
 OPP: S. Richardson (50 yds; S. Ficken), vs. CLV 12/27/20

### Blocked FG Returned for a TD (Individual)

JETS: Ray Mickens (72t yds; C. Ford) vs. OAK 09/21/97  
 OPP: Mike Haynes (65t yds; P. Leahy), vs. NE 10/05/80

### Missed FG Returned for a Touchdown (Individual)

JETS: Aaron Glenn (104t yds) at IND 11/15/98  
 (Vanderjagt 63-yard FG attempt)  
 OPP: Never

### Blocked Extra Point (Individual)

JETS: Henry Anderson (R. Succop) at TEN 12/02/18  
 OPP: Adam Gotsis (E. Piñeiro), vs. JAX 12/26/21

### Missed Extra Point (Individual)

JETS: Alex Kessman (2) vs. PHI 12/05/21  
 OPP: Nick Folk, at NE 10/24/21

### Kickoff Return for a Touchdown (Individual)

JETS: Braxton Berrios (102 yds) vs. JAX 12/26/21  
 OPP: Kenyan Drake (96 yds), at MIA 11/06/16

### Kickoff Return of 40+ Yards

JETS: Braxton Berrios (102 yds) vs. JAX 12/26/21  
 OPP: Andre Roberts (58 yds), vs. BUF 10/25/20

### Punt Return for a Touchdown (Individual)

JETS: Andre Roberts (78 yds) at DET 09/10/18  
 OPP: Kaelin Clay (60 yds), vs. CAR 11/26/17

### Punt Return of 20+ Yards (Individual)

JETS: Braxton Berrios (28 yds) vs. NO 12/12/21  
 OPP: Chester Rogers (22 yds), vs. TEN 12/20/20

### Game-Winning Field Goal (Last 2:00 of 4Q or OT)

JETS: Sam Ficken (44 yds; 0:03 in 4Q) vs. MIA 12/08/19  
 OPP: Nick Folk (51 yds; 0:00 in 4Q), vs. NE 11/09/20

### Five+ Field Goals Attempted

JETS: Sam Ficken (5/5) vs. DEN 10/01/20  
 OPP: Tyler Bass (6/8), vs. BUF 10/25/20

### Four+ Field Goals Made

JETS: Sam Ficken (5/5) vs. DEN 10/01/20  
 OPP: Jake Elliot (4/4), vs. PHI 12/05/21

### Successful Onsides Kick

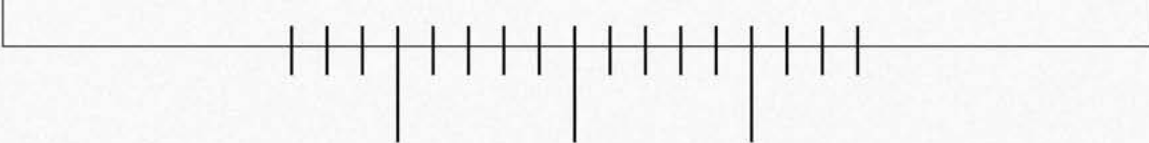
JETS: C. Catanzaro (M. Maye rec.), vs. LAC 12/24/17  
 OPP: S. Hauschka (S. Thomas rec.), vs. BUF 11/02/17

### Failed Onsides Kick

JETS: M. Ammendola (J. Doyle rec.) at IND 11/04/21  
 OPP: D. Hopkins (Illegal Touch Pen.), at WAS 11/17/19

**BOLD** Happened During the 2021 Season





# FINAL 2021 ROSTERS



2 0 2 1   N E W   Y O R K   J E T S





# 2021 PLAYER PARTICIPATION

NO.	POS.	NAME	1	2	3	4	5	7	8	9	10	11	12	13	14	15	16	17	18	HOME		ROAD		
			9/12	9/19	9/26	10/3	10/10	10/24	10/31	11/4	11/14	11/21	11/28	12/5	12/12	12/19	12/26	1/2	1/9	GP	GS	DNP	IA	PS
36	RB	Adams, Josh	IA	IA	X	NWT	NWT	NWT	NWT	NWT	NWT	NWT	NWT	NWT	NWT	NWT	NWT	NWT	NWT	1	0	0	2	--
61	DL	Akinmoladun, Freedom	NWT	NWT	NWT	NWT	NWT	NWT	NWT	NWT	NWT	NWT	NWT	NWT	NWT	NWT	X*	PS	PS	1	0	0	0	3
6	K	Ammendola, Matt	K	K	K	K	K	K	K	K	K	K	K	NWT	PS	PS	PS	PS	PS	11	--	0	0	5
48	FB	Bawden, Nick	NWT	NWT	PS	PS	PS	PS	PS	PS	X*	X*	X	X	X	X	X	FB	X	9	1	0	0	8
77	T	Becton, Mekhi	LT	r/INJ	r/INJ	r/INJ	r/INJ	r/INJ	r/INJ	r/INJ	r/INJ	r/INJ	r/INJ	r/INJ	r/INJ	r/INJ	r/INJ	r/INJ	r/INJ	1	1	0	0	--
31	S	Benton, Elijah	NWT	NWT	NWT	NWT	NWT	NWT	NWT	NWT	NWT	NWT	NWT	NWT	PS	PS	IA*	NWT	NWT	0	0	0	1	3
10	WR	Berrios, Braxton	X	X	X	X	X	X	X	X	X	X	X	X	X	X	WR	X	r/INJ	16	1	0	0	--
3	WR	Black, Tarik	NWT	NWT	NWT	NWT	NWT	NWT	NWT	NWT	NWT	NWT	NWT	NWT	NWT	PS	PS	PS	PS	1	0	0	0	5
54	DL	Blair, Ronald	PS	PS	PS/r	PS/r	PS/r	PS/r	PS	PS	X*	X*	X*	X*	IA*	X*	DL*	DL*	DL*	8	3	0	1	13
87	TE	Brown, Daniel	X	X	X	X	X	X	X	NWT	NWT	NWT	NWT	X*	X*	X*	X*	X*	PS/r	12	0	0	0	5
32	RB	Carter, Michael	X	X	RB	RB	RB	RB	RB	RB	X	RB	r/INJ	r/INJ	r/INJ	RB	RB	RB	RB	14	11	0	0	--
30	CB	Carter II, Michael	X	X	CB	X	X	X	CB	CB	X	CB	CB	X	IA	CB	r/COVID	X	CB	15	7	0	1	--
53	LB	Cashman, Blake	X	r/INJ	r/INJ	r/INJ	X	LB	r/INJ	r/INJ	r/INJ	r/INJ	r/INJ	r/INJ	r/COVID	r/COVID	r/INJ	r/INJ	r/INJ	3	1	0	0	--
72	OL	Clark, Cameron	r/INJ	r/INJ	r/INJ	r/INJ	r/INJ	r/INJ	r/INJ	r/INJ	r/INJ	r/INJ	r/INJ	r/INJ	r/INJ	r/INJ	r/INJ	r/INJ	r/INJ	--	--	--	--	--
33	S	Colbert, Adrian	X*	S*	S	S	IA	IA	NWT	NWT	NWT	NWT	NWT	NWT	NWT	NWT	NWT	NWT	NWT	4	3	0	2	2
88	WR	Cole, Keelan	IA	X	X	WR	WR	WR	WR	WR	WR	X	WR	r/COVID	WR	WR	X	WR	WR	15	11	0	1	--
23	RB	Coleman, Tevin	RB	X	IA	X	X	IA	IA	IA	WR	X	RB	RB	IA	X	X	r/COVID	RB	11	5	0	5	--
82	WR	Crowder, Jamison	r/COVID	IA	IA	X	X	X	X	X	WR	X	WR	X	WR	WR	IA	IA	X	12	4	0	4	--
99	DL	Curry, Vinny	r/NFI	r/NFI	r/NFI	r/NFI	r/NFI	r/NFI	r/NFI	r/NFI	r/NFI	r/NFI	r/NFI	r/NFI	r/NFI	r/NFI	r/NFI	r/NFI	r/NFI	--	--	--	--	--
21	S	Davis, Ashtyn	r/INJ	r/INJ	r/INJ	X	X	S	S	S	S	S	S	S	S	S	r/COVID	S	X	13	10	0	0	--
84	WR	Davis, Corey	WR	WR	WR	WR	WR	WR	IA	IA	WR	WR	IA	WR	r/INJ	r/INJ	r/INJ	r/INJ	r/INJ	9	9	0	3	--
52	LB	Davis, Jarrad	r/INJ	r/INJ	r/INJ	r/INJ	r/INJ	r/INJ	LB	LB	LB	X	X	LB	LB	X	X	r/COVID	r/COVID	9	5	0	0	--
46	LB	Dawkins, Noah	NWT	PS	PS	PS	PS	X*	X*	NWT	PS	PS/r	PS/r	PS/r	PS/r	psCOVID	psCOVID	PS	PS	2	0	0	0	9
44	TE	Dillon, Brandon	NWT	NWT	NWT	NWT	NWT	NWT	NWT	NWT	NWT	NWT	NWT	NWT	NWT	NWT	NWT	PS	PS	0	0	0	0	2
18	WR	Doss, Keelan	NWT	NWT	NWT	NWT	NWT	NWT	NWT	NWT	NWT	PS	PS	PS	NWT	NWT	NWT	NWT	NWT	0	0	0	0	3
27	CB	Dunn, Isaiah	X	X	X	X	IA	X	X	X	X	CB	X	X	IA	IA	X	IA	IA	12	1	0	5	--
72	OL	Duvernay-Tardif, Laurent	NWT	NWT	NWT	NWT	NWT	NWT	NWT	IA	X	RG	RG	RG	RG	RG	r/COVID	RG	RG	8	7	0	1	--
26	CB	Echols, Brandin	CB	CB	CB	CB	CB	CB	CB	CB	CB	CB	r/INJ	r/INJ	r/INJ	CB	CB	CB	CB	14	14	0	0	--
70	T	Edoga, Chuma	DNP	DNP	DNP	DNP	DNP	X	X	DNP	r/INJ	r/INJ	r/INJ	r/INJ	r/INJ	DNP	DNP	X	X	4	0	8	0	--
76	T	Fant, George	RT	LT	LT	LT	LT	LT	LT	LT	LT	LT	LT	LT	LT	IA	LT	LT	r/INJ	15	15	0	1	--
94	DL	Fatukasi, Folorunso	DL	DL	DL	DL	DL	DL	DL	DL	DL	DL	DL	DL	DL	r/COVID	r/COVID	DL	DL	15	15	0	0	--
67	OL	Feeley, Dan	DNP	X	X	X	X	X	X	X	X	X	X	OL	OL	X	LG	C	C	16	5	1	0	--
68	OL	Ferguson, Parker	r/INJ	r/INJ	r/INJ	r/INJ	r/INJ	r/INJ	r/INJ	r/INJ	r/INJ	r/INJ	r/INJ	r/INJ	r/INJ	r/INJ	r/INJ	r/INJ	r/INJ	--	--	--	--	--
19	QB	Flacco, Joe	NWT	NWT	NWT	NWT	NWT	NWT	IA	IA	X	QB	r/COVID	DNP	DNP	DNP	r/COVID	DNP	DNP	2	1	5	2	--
91	DL	Franklin-Myers, John	DL	DL	DL	DL	DL	DL	DL	DL	DL	DL	DL	DL	DL	DL	r/COVID	DL	DL	16	16	0	0	--
48	LB	Goodson, B.J.	NWT	X	r/RET	r/RET	r/RET	r/RET	r/RET	r/RET	r/RET	r/RET	r/RET	r/RET	r/RET	r/RET	r/RET	r/RET	r/RET	1	0	0	0	--
86	TE	Griffin, Ryan	TE	TE	TE	TE	TE	TE	TE	TE	X	TE	TE	TE	TE	X	r/COVID	r/COVID	r/COVID	14	12	0	0	--
40	CB	Guidry, Javelin	X	X	X	X	X	X	X	X	X	X	CB	CB	X	X	CB	X	X	17	3	0	0	--
37	CB	Hall, Bryce	CB	CB	CB	CB	CB	CB	CB	CB	CB	CB	CB	CB	CB	CB	CB	CB	CB	17	17	0	0	--
34	CB	Hardee, Justin	X	X	X	X	X	X	X	X	X	X	X	X	X	r/COVID	X	X	X	16	0	0	0	--
42	LS	Hennessy, Thomas	LS	LS	LS	LS	LS	LS	LS	LS	LS	LS	LS	LS	LS	LS	LS	LS	LS	17	--	0	0	--
63	OL	Hermanns, Grant	PS	PS	PS	PS	PS	PS	PS	PS	PS	PS	PS	PS	PS	PS	PS	PS	PS	0	0	0	0	17
47	DL	Huff, Bryce	DL	DL	DL	DL	DL	DL	IA	r/INJ	r/INJ	r/INJ	r/INJ	r/INJ	r/INJ	DL	X	X	r/INJ	9	7	0	1	--
38	CB	Jackson, Lamar	PS	PS	PS	PS	PS	PS	PS	PS	PS	PS	PS	PS	PS	PS	r/COVID	X*	PS	1	0	0	0	16
49	S	Jamerson, Natrell	NWT	NWT	NWT	NWT	PS	PS	NWT	PS	PS	PS	PS	NWT	NWT	NWT	NWT	NWT	NWT	0	0	0	0	5
9	QB	Johnson, Josh	PS	PS	PS	PS	PS	PS	X*	X*	PS	PS	X*	PS	PS	NWT	NWT	NWT	NWT	3	0	0	0	13
25	RB	Johnson, Ty	X	RB	X	X	X	X	X	X	RB	X	X	X	RB	IA	X	X	X	16	3	0	1	--
29	S	Joyner, Lamarcus	S	r/INJ	r/INJ	r/INJ	r/INJ	r/INJ	r/INJ	r/INJ	r/INJ	r/INJ	r/INJ	r/INJ	r/INJ	r/INJ	r/INJ	r/INJ	r/INJ	1	1	0	0	--
3	K	Kessman, Alex	NWT	NWT	NWT	NWT	NWT	NWT	NWT	NWT	NWT	NWT	NWT	PS	K	NWT	NWT	NWT	NWT	1	0	0	0	1
81	TE	Kroft, Tyler	X	TE	TE	X	IA	IA	TE	TE	r/INJ	r/INJ	r/INJ	r/INJ	r/INJ	X	TE	r/COVID	TE	9	6	0	2	--
58	DL	Lawson, Carl	r/INJ	r/INJ	r/INJ	r/INJ	r/INJ	r/INJ	r/INJ	r/INJ	r/INJ	r/INJ	r/INJ	r/INJ	r/INJ	r/INJ	r/INJ	r/INJ	r/INJ	--	--	--	--	--
50	DL	Lawson, Shaq	X	X	X	X	X	X	DL	DL	DL	DL	DL	DL	DL	IA	X	IA	NWT	14	7	0	2	--
33	S	Lewis, Zane	r/INJ	r/INJ	r/INJ	r/INJ	r/INJ	r/INJ	r/INJ	r/INJ	r/INJ	r/INJ	r/INJ	r/INJ	r/INJ	r/INJ	r/INJ	r/INJ	r/INJ	--	--	--	--	--
7	P	Mann, Braden	P	r/INJ	r/INJ	r/INJ	r/INJ	r/INJ	r/INJ	r/INJ	P	P	P	P	P	P	P	P	P	10	--	0	0	--
96	DL	Marshall, Jonathan	IA	IA	IA	X	IA	IA	IA	IA	IA	IA	IA	X	IA	X	r/COVID	X	IA	4	0	0	12	--
20	S	Maye, Marcus	S	S	S	IA	IA	S	S	S	r/INJ	r/INJ	r/INJ	r/INJ	r/INJ	r/INJ	r/INJ	r/INJ	r/INJ	6	6	0	2	--

# 2021 PLAYER PARTICIPATION



NO.	POS.	NAME	1	2	3	4	5	7	8	9	10	11	12	13	14	15	16	17	18	HOME		ROAD			
			9/12	9/19	9/26	10/3	10/10	10/24	10/31	11/4	11/14	11/21	11/28	12/5	12/12	12/19	12/26	1/2	1/9	GP	GS	DNP	IA	PS	
69	OL	McDermott, Conor	r/INJ	r/INJ	r/INJ	r/INJ	r/INJ	r/INJ	r/INJ	r/INJ	r/INJ	DNP	X	DNP	DNP	X	LT	X	OL	LT	6	3	3	0	--
60	C	McGovern, Connor	C	C	C	C	C	C	C	C	C	C	C	C	C	C	C	C	r/INJ	r/INJ	15	15	0	0	--
11	WR	Mims, Denzel	X	IA	IA	X	X	X	WR	WR	r/COVID	r/COVID	r/COVID	X	X	WR	X	DNP	X	11	3	1	2	--	
14	WR	Montgomery, D.J.	PS	PS	PS	PS	PS	PS	PS	PS	PS	PS	PS	PS	X*	PS	X*	X*	PS	3	0	0	0	17	
8	WR	Moore, Elijah	WR	WR	WR	IA	X	X	X	X	X	WR	WR	WR	r/INJ	r/COVID	r/COVID	r/COVID	r/COVID	11	6	0	1	--	
4	QB	Morgan, James	NWT	NWT	NWT	NWT	NWT	NWT	NWT	NWT	NWT	NWT	PS	NWT	NWT	NWT	NWT	NWT	NWT	0	0	0	0	1	
4	P	Morstead, Thomas	NWT	P	P	P	P	P	P	P	P	NWT	NWT	NWT	NWT	NWT	NWT	NWT	NWT	7	--	0	0	--	
78	T	Moses, Morgan	X	RT	RT	RT	RT	RT	RT	RT	RT	RT	RT	RT	RT	RT	RT	RT	RT	17	16	0	0	--	
57	LB	Mosley, C.J.	LB	LB	LB	LB	LB	IA	LB	LB	LB	LB	LB	LB	LB	LB	LB	LB	LB	16	16	0	1	--	
61	C	Murray, Jimmy	PS	PS	PS	PS	NWT	NWT	NWT	NWT	NWT	NWT	NWT	NWT	NWT	NWT	NWT	NWT	NWT	0	0	0	0	4	
1	S	Nacua, Kai	NWT	NWT	NWT	NWT	NWT	NWT	NWT	NWT	NWT	NWT	NWT	NWT	NWT	NWT	X	X	X	3	0	0	0	--	
45	LB	Nasirildeen, Hamsah	LB	LB	X	X	r/INJ	r/INJ	r/INJ	X	X	X	X	X	X	r/COVID	r/COVID	X	X	12	2	0	0	--	
35	S	Neasman, Sharrod	r/INJ	r/INJ	r/INJ	X	S	X	X	X	X	X	X	X	X	X	r/COVID	r/COVID	NWT	11	1	0	0	--	
65	OL	Nkansah, Elijah	NWT	PS	PS	PS	NWT	NWT	NWT	NWT	NWT	NWT	NWT	NWT	NWT	NWT	NWT	NWT	NWT	0	0	0	0	3	
39	S	Parks, Will	NWT	NWT	NWT	NWT	NWT	NWT	NWT	NWT	NWT	NWT	NWT	NWT	NWT	NWT	S	S	X	3	2	0	0	--	
22	RB	Perine, La'Mical	IA	IA	IA	IA	IA	X	X	X	IA	IA	IA	IA	X	IA	IA	IA	IA	4	0	0	13	--	
89	TE	Perkins, Joshua	NWT	NWT	NWT	NWT	NWT	NWT	NWT	NWT	NWT	NWT	NWT	NWT	NWT	NWT	NWT	PS	PS	0	0	0	0	2	
43	LB	Phillips, Del'Shawn	X*	X*	X	X	X	X	X	X	LB	X	X	X	X	X	X	X	X	17	1	0	0	2	
93	DL	Phillips, Kyle	r/PUP	r/PUP	r/PUP	r/PUP	r/PUP	r/PUP	r/PUP	r/PUP	r/PUP	r/PUP	X	X	X	X	DL	r/COVID	X	7	1	0	0	--	
66	OL	Pierschbacher, Ross	NWT	PS	PS	PS	PS	PS	PS	PS	PS	PS	PS	PS	PS	PS	PS	PS	DNP*	0	0	1	0	16	
15	K	Piñeiro, Eddy	NWT	NWT	NWT	NWT	NWT	NWT	NWT	NWT	NWT	NWT	NWT	NWT	NWT	K	K	K	K	5	--	0	0	--	
41	DB	Pinnock, Jason	IA	IA	X	IA	X	X	DNP	X	r/COVID	X	X	X	X	X	S	X	S	12	2	1	3	--	
98	DL	Rankins, Sheldon	X	X	X	X	X	X	X	X	X	X	X	IA	X	DL	DL	DL	X	16	3	0	1	--	
55	DL	Rashed, Hamilcar	PS	PS	PS	PS	PS	PS	PS	PS	X*	PS	PS	PS	PS	PS	psCOVID	PS	PS	1	0	0	0	16	
31	S	Redwine, Sheldrick	X	X	PS	PS	PS	NWT	NWT	NWT	NWT	NWT	NWT	NWT	NWT	NWT	NWT	NWT	NWT	2	0	0	0	3	
49	LB	Reynolds, LaRoy	NWT	NWT	NWT	NWT	NWT	NWT	PS	PS/r	PS/r	PS/r	PS	PS	PS	PS	X*	psCOVID	NWT	1	0	0	0	6	
33	S	Riley, Elijah	NWT	NWT	NWT	NWT	NWT	NWT	NWT	NWT	IA	S	S	S	S	S	IA	S	S	7	7	0	2	--	
65	OL	Samia, Dru	NWT	NWT	NWT	NWT	NWT	PS	PS	PS	PS	PS	PS	PS	PS	PS	PS	PS	PS	0	0	0	0	12	
68	OL	Senat, Greg	NWT	NWT	NWT	NWT	NWT	NWT	NWT	NWT	NWT	NWT	NWT	NWT	NWT	NWT	NWT	NWT	IA	0	0	0	1	--	
97	DL	Shepherd, Nathan	X	X	X	X	X	X	X	X	X	X	X	X	X	X	DL	X	X	17	1	0	0	--	
44	LB	Sherwood, Jamien	LB	IA	X	LB	LB	LB	r/INJ	r/INJ	r/INJ	r/INJ	r/INJ	r/INJ	r/INJ	r/INJ	r/INJ	r/INJ	r/INJ	5	4	0	1	--	
79	DL	Smart, Tanzel	PS	PS	PS	PS	PS	PS	PS	PS	PS	PS	PS	PS	PS	PS	psCOVID	PS	PS	0	0	0	0	16	
16	WR	Smith, Jeff	X	X	X	IA	IA	IA	X	X	X	X	X	X	r/COVID	r/COVID	WR	WR	WR	12	3	0	3	--	
17	WR	Smith, Vyncint	PS	PS	PS	PS	PS	PS	PS	PS	PS	PS	PS	PS	X*	X*	psCOVID	PS	PS	2	0	0	0	16	
59	LB	Thompson, Corey	NWT	NWT	NWT	NWT	NWT	NWT	NWT	NWT	NWT	PS	NWT	NWT	NWT	NWT	NWT	NWT	NWT	0	0	0	0	1	
62	G	Van Roten, Greg	RG	RG	RG	RG	RG	RG	RG	RG	RG	RG	X	X	X	X	RG	X	X	17	10	0	0	--	
75	G	Vera-Tucker, Alijah	LG	LG	LG	LG	LG	LG	LG	LG	LG	LG	LG	LG	LG	LG	r/COVID	LG	LG	16	16	0	0	--	
36	RB	Walter, Austin	NWT	NWT	NWT	NWT	PS	PS	PS	PS	PS	PS	X*	X*	DNP	X	IA	X	IA	4	0	1	2	8	
51	DL	Ward, Tim	X	X	X	IA	X	X	X	X	IA	IA	IA	IA	X	IA	X	X	X	11	0	0	6	--	
4	CB	Webster, Ken	NWT	NWT	NWT	NWT	NWT	NWT	NWT	NWT	NWT	NWT	NWT	NWT	NWT	NWT	PS	psCOVID	psCOVID	0	0	0	0	1	
85	TE	Wesco, Trevon	FB	X	X	FB	TE	FB	IA	X	X	TE	X	IA	IA	TE	TE	r/INJ	r/INJ	12	7	0	3	--	
9	LB	White, Javin	NWT	NWT	NWT	NWT	NWT	NWT	NWT	NWT	NWT	NWT	NWT	NWT	NWT	NWT	NWT	IA	X	1	0	0	1	--	
5	QB	White, Mike	DNP	DNP	DNP	DNP	DNP	X	QB	QB	QB	DNP	r/COVID	r/COVID	r/COVID	r/COVID	DNP	IA	IA	4	3	7	2	--	
29	CB	Wildgoose, Rachad	NWT	NWT	NWT	NWT	NWT	NWT	NWT	NWT	NWT	NWT	IA	IA	IA	X	X	X	X	5	0	0	3	--	
71	OL	Williams, Isaiah	PS	DNP	DNP*	X*	X	X	DNP	DNP	IA	IA	IA	IA	IA	NWT	X*	psCOVID	PS	4	0	4	5	5	
56	LB	Williams, Quincy	IA	LB	LB	LB	LB	LB	X	X	X	LB	LB	LB	LB	LB	LB	LB	LB	16	13	0	1	--	
95	DL	Williams, Quinnen	DL	DL	DL	DL	DL	DL	DL	DL	DL	DL	DL	DL	DL	DL	r/COVID	r/COVID	DL	15	15	0	0	--	
39	S	Wilson, Jarrod	PS	X	X	S	S*	PS	NWT	IA	S	IA	IA	IA	NWT	NWT	NWT	NWT	NWT	5	3	0	4	3	
2	QB	Wilson, Zach	QB	QB	QB	QB	QB	QB	IA	IA	IA	IA	QB	QB	QB	QB	QB	QB	QB	13	13	0	4	--	
83	TE	Yeboah, Kenny	PS	PS	PS	PS	X*	PS	PS	PS	X*	X	X	X	X	X	r/COVID	X	X	9	0	0	0	9	
18	WR	Zuber, Isaiah	NWT	NWT	NWT	NWT	NWT	NWT	NWT	NWT	NWT	NWT	NWT	NWT	NWT	NWT	PS	NWT	NWT	0	0	0	0	1	
92	DL	Zuniga, Jabari	PS	PS	PS	PS	PS	PS	X*	X*	PS	PS	X*	PS	PS	PS	psCOVID	psCOVID	IA	3	0	0	1	13	

\*Elevated from Practice Squad



# OFFENSIVE STARTERS

Opp.	Date	QB	RB	TE	WR	WR	WR	WR	LT	LG	C	RG	RT
at CAR	9/12	Wilson	Coleman	Griffin	C. Davis	Moore	Wesco <sup>FB</sup>	Becton	Vera-Tucker	McGovern	Van Roten	Fant	
vs. NE	9/19	Wilson	T. Johnson	Griffin	C. Davis	Moore	Kroft <sup>TE</sup>	Fant	Vera-Tucker	McGovern	Van Roten	Moses	
at DEN	9/26	Wilson	Carter	Griffin	C. Davis	Moore	Kroft <sup>TE</sup>	Fant	Vera-Tucker	McGovern	Van Roten	Moses	
vs. TEN	10/3	Wilson	Carter	Griffin	C. Davis	Cole	Wesco <sup>TE</sup>	Fant	Vera-Tucker	McGovern	Van Roten	Moses	
at ATL*	10/10	Wilson	Carter	Griffin	C. Davis	Cole	Wesco <sup>TE</sup>	Fant	Vera-Tucker	McGovern	Van Roten	Moses	
at NE	10/24	Wilson	Carter	Griffin	C. Davis	Cole	Wesco <sup>FB</sup>	Fant	Vera-Tucker	McGovern	Van Roten	Moses	
vs. CIN	10/31	White	Carter	Griffin	Mims	Cole	Kroft <sup>TE</sup>	Fant	Vera-Tucker	McGovern	Van Roten	Moses	
at IND	11/4	White	Carter	Griffin	Mims	Cole	Kroft <sup>TE</sup>	Fant	Vera-Tucker	McGovern	Van Roten	Moses	
vs. BUF	11/14	White	T. Johnson	Coleman <sup>RB</sup>	C. Davis	Cole	Crowder	Fant	Vera-Tucker	McGovern	Van Roten	Moses	
vs. MIA	11/21	Flacco	Carter	Griffin	C. Davis	Moore	Wesco <sup>TE</sup>	Fant	Vera-Tucker	McGovern	Duvernay-Tardif	Moses	
at HST	11/28	Wilson	Coleman	Griffin	Cole	Moore	Crowder	Fant	Vera-Tucker	McGovern	Duvernay-Tardif	Moses	
vs. PHI	12/5	Wilson	Coleman	Griffin	C. Davis	Moore	Feeney <sup>OL</sup>	Fant	Vera-Tucker	McGovern	Duvernay-Tardif	Moses	
vs. NO	12/12	Wilson	T. Johnson	Griffin	Crowder	Cole	Feeney <sup>OL</sup>	Fant	Vera-Tucker	McGovern	Duvernay-Tardif	Moses	
at MIA	12/19	Wilson	Carter	Wesco	Crowder	Cole	Mims	McDermott	Vera-Tucker	McGovern	Duvernay-Tardif	Moses	
vs. JAX	12/26	Wilson	Carter	Wesco	Berrios	J. Smith	Kroft <sup>TE</sup>	Fant	Feeney	McGovern	Van Roten	Moses	
vs. TB	1/2	Wilson	Carter	Bawden <sup>FB</sup>	Cole	J. Smith	McDermott <sup>OL</sup>	Fant	Vera-Tucker	Feeney	Duvernay-Tardif	Moses	
at BUF	1/9	Wilson	Carter	Kroft	Cole	J. Smith	Coleman <sup>RB</sup>	McDermott	Vera-Tucker	Feeney	Duvernay-Tardif	Moses	

# DEFENSIVE STARTERS

Opp.	Date	DL	DL	DL	DL	LB	LB	LB	CB	CB	S	S
at CAR	9/12	Q. Williams	Fatukasi	Franklin-Myers	Huff	Mosley	Sherwood	Nasirildeen	Hall	Echols	Maye	Joyner
vs. NE	9/19	Q. Williams	Fatukasi	Franklin-Myers	Huff	Mosley	Qu. Williams	Nasirildeen	Hall	Echols	Maye	Colbert
at DEN	9/26	Q. Williams	Fatukasi	Franklin-Myers	Huff	Mosley	Qu. Williams	Carter II <sup>CB</sup>	Hall	Echols	Maye	Colbert
vs. TEN	10/3	Q. Williams	Fatukasi	Franklin-Myers	Huff	Mosley	Qu. Williams	Sherwood	Hall	Echols	J. Wilson	Colbert
at ATL*	10/10	Q. Williams	Fatukasi	Franklin-Myers	Huff	Mosley	Qu. Williams	Sherwood	Hall	Echols	J. Wilson	Neasman
at NE	10/24	Q. Williams	Fatukasi	Franklin-Myers	Huff	Cashman	Qu. Williams	Sherwood	Hall	Echols	Maye	A. Davis
vs. CIN	10/31	Q. Williams	Fatukasi	Franklin-Myers	Lawson	Mosley	J. Davis	Carter II <sup>CB</sup>	Hall	Echols	Maye	A. Davis
at IND	11/4	Q. Williams	Fatukasi	Franklin-Myers	Lawson	Mosley	J. Davis	Carter II <sup>CB</sup>	Hall	Echols	Maye	A. Davis
vs. BUF	11/14	Q. Williams	Fatukasi	Franklin-Myers	Lawson	Mosley	J. Davis	D. Phillips	Hall	Echols	J. Wilson	A. Davis
vs. MIA	11/21	Q. Williams	Fatukasi	Franklin-Myers	Lawson	Mosley	Qu. Williams	Carter II <sup>CB</sup>	Hall	Dunn	Riley	A. Davis
at HST	11/28	Q. Williams	Fatukasi	Franklin-Myers	Lawson	Mosley	Qu. Williams	Carter II <sup>CB</sup>	Hall	Guidry	Riley	A. Davis
vs. PHI	12/5	Q. Williams	Fatukasi	Franklin-Myers	Lawson	Mosley	Qu. Williams	J. Davis	Hall	Guidry	Riley	A. Davis
vs. NO	12/12	Q. Williams	Fatukasi	Franklin-Myers	Lawson	Mosley	Qu. Williams	J. Davis	Hall	Echols	Riley	A. Davis
at MIA	12/19	Q. Williams	Rankins	Franklin-Myers	Huff	Mosley	Qu. Williams	Carter II <sup>CB</sup>	Hall	Echols	Riley	A. Davis
vs. JAX	12/26	Shepherd	Rankins	K. Phillips	Blair	Mosley	Qu. Williams	Guidry <sup>CB</sup>	Hall	Echols	Pinnock	Parks
vs. TB	1/2	Rankins	Fatukasi	Franklin-Myers	Blair	Mosley	Qu. Williams	Parks <sup>S</sup>	Hall	Echols	Riley	A. Davis
at BUF	1/9	Q. Williams	Fatukasi	Franklin-Myers	Blair	Mosley	Qu. Williams	Carter II <sup>CB</sup>	Hall	Echols	Riley	Pinnock



# 2021 GAME-BY-GAME STARTERS

# 2021-22 ROSTER TRANSACTIONS



## JANUARY

DAY POS.	PLAYER	TRANSACTION
5	TE Connor Davis	Signed, RESERVE/FUTURE
	LB Noah Dawkins	Signed, RESERVE/FUTURE
	RB Pete Guerriero	Signed, RESERVE/FUTURE
	S Zane Lewis	Signed, RESERVE/FUTURE
	WR Josh Malone	Signed, RESERVE/FUTURE
	WR D.J. Montgomery	Signed, RESERVE/FUTURE
	WR Jaleel Scott	Signed, RESERVE/FUTURE
	QB Mike White	Signed, RESERVE/FUTURE
	K Sam Ficken	Signed, RESERVE/FUTURE
12	DL John Daka	Signed, RESERVE/FUTURE
13	WR Manasseh Bailey	Signed, RESERVE/FUTURE

## MARCH

DAY POS.	PLAYER	TRANSACTION
3	DL Henry Anderson	Released
9	S Marcus Maye	Designated, FRANCHISE PLAYER
15	WR Vyncint Smith	Re-Signed, CONTRACT EXTENSION
17	RB Josh Adams	Re-Signed, CONTRACT EXTENSION
18	WR Corey Davis	Signed, UNRESTRICTED FA
	LB Jarrad Davis	Signed, UNRESTRICTED FA
	CB Justin Hardee	Signed, UNRESTRICTED FA
	DL Carl Lawson	Signed, UNRESTRICTED FA
20	WR Keelan Cole	Signed, UNRESTRICTED FA
	OL Dan Feeney	Signed, UNRESTRICTED FA
22	CB Lamarcus Joyner	Signed, FREE AGENT
	TE Tyler Kroft	Signed, UNRESTRICTED FA
	S Marcus Maye	Signed, FRANCHISE TENDER
	LB Del'Shawn Phillips	Signed, FREE AGENT
23	DL Sheldon Rankins	Signed, UNRESTRICTED FA
24	DL Vinny Curry	Signed, UNRESTRICTED FA
26	RB Tevin Coleman	Signed, UNRESTRICTED FA

## APRIL

DAY POS.	PLAYER	TRANSACTION
6	QB Sam Darnold	TRADED (CAR)
8	S Bennett Jackson	Re-Signed, UNRESTRICTED FA
	OL Corey Levin	Signed, FREE AGENT
19	TE Daniel Brown	Re-Signed, UNRESTRICTED FA
	WR Jeff Smith	Re-Signed, EXCLUSIVE RIGHTS
29	QB Zach Wilson	Drafted, ROUND ONE (2)
	G Alijah Vera-Tucker	Drafted, ROUND ONE (14)
30	WR Elijah Moore	Drafted, ROUND TWO (34)

## MAY

DAY POS.	PLAYER	TRANSACTION
1	RB Michael Carter	Drafted, ROUND FOUR (107)
	DL Jamien Sherwood	Drafted, ROUND FIVE (146)
	DB Michael Carter II	Drafted, ROUND FIVE (154)
	CB Jason Pinnock	Drafted, ROUND FIVE (175)
	LB Hamsah Nasirildeen	Drafted, ROUND SIX (186)
	DB Brandin Echols	Drafted, ROUND SIX (200)
	CB Jonathan Marshall	Drafted, ROUND SIX (207)
3	DL John Daka	Waived

5	WR Matt Cole	CLAIMED (SF)
7	CB Kyron Brown	Waived
	TE Connor Davis	Waived
	WR Josh Doctson	Released
	CB Isaiah Dunn	Signed, UNDRAFTED FA
	DL Michael Dwumfour	Signed, UNDRAFTED FA
	LB Milo Eifler	Signed, UNDRAFTED FA
	OL Parker Ferguson	Signed, UNDRAFTED FA
7	OL Grant Hermanns	Signed, UNDRAFTED FA
	OL Tristen Hoge	Signed, UNDRAFTED FA
	OL Leo Koloamatangi	Waived
	K Chase McLaughlin	Waived
	K Chris Nagggar	Signed, UNDRAFTED FA
	S Jordyn Peters	Signed, UNDRAFTED FA
	DL Hamilcar Rashed	Signed, UNDRAFTED FA
	OL Teton Saltes	Signed, UNDRAFTED FA
	WR Jaleel Scott	Waived
	LB Brendon White	Signed, UNDRAFTED FA
	TE Kenny Yeboah	Signed, UNDRAFTED FA
10	S Saquan Hampton	Placed, RESERVE/PUP
13	RB Pete Guerriero	Waived
	RB Austin Walter	CLAIMED (SF)

## JUNE

DAY POS.	PLAYER	TRANSACTION
1	LB Sharif Finch	Waived
	DL Ronald Blair	Signed, FREE AGENT
11	OL Parker Ferguson	Placed, RESERVE/INJURED
	S Sharrod Neasman	Signed, FREE AGENT

## JULY

DAY POS.	PLAYER	TRANSACTION
6	S Jordyn Peters	Waived
	T Morgan Moses	Signed, FREE AGENT
27	T George Fant	Placed, RESERVE/COVID
	DL Jeremiah Valoaga	Signed, FREE AGENT
31	K Matt Ammendola	Signed, FREE AGENT
	K Sam Ficken	Waived

## AUGUST

DAY POS.	PLAYER	TRANSACTION
4	QB Josh Johnson	Signed, FREE AGENT
	LB Brendon White	Placed, RESERVE/INJURED
6	T George Fant	Activated, RESERVE/COVID
	G Alex Lewis	Placed, EXEMPT/LEFT SQUAD
7	WR Matt Cole	Waived
	LB Edmond Robinson	Signed, FREE AGENT
9	OL David Moore	CLAIMED (CAR)
9	OL Teton Saltes	Placed, RESERVE/INJURED
12	LB Brendon White	Waived from IR
16	K Chris Nagggar	Waived
17	OL Cameron Clark	Placed, RESERVE/INJURED
	DL Michael Dwumfour	Waived
	S Bennett Jackson	Waived
	RB Austin Walter	Waived
20	S Bennett Jackson	Signed, FREE AGENT





# 2021-22 ROSTER TRANSACTIONS

## AUGUST CONTINUED

DAY	POS.	PLAYER	TRANSACTION
20	S	Zane Lewis	Placed, RESERVE/INJURED
23	DL	Aaron Adeoye	Signed, FREE AGENT
	CB	Corey Ballentine	Placed, RESERVE/INJURED
	DL	Carl Lawson	Placed, RESERVE/INJURED
	OL	Isaiah Williams	Signed, FREE AGENT
24	WR	Manasseh Bailey	Waived
	DL	Vinny Curry	Placed, RESERVE/NFI
	OL	Tristen Hoge	Waived
	WR	Josh Malone	Released
	LB	Edmond Robinson	Released
30	DL	Aaron Adeoye	Waived
	WR	Lawrence Cager	Waived
	S	Bennett Jackson	Released
	CB	Lamar Jackson	Waived
	DL	Shaq Lawson	Acquired via TRADE (HST)
	OL	Corey Levin	Waived
31	RB	Josh Adams	Waived
	DL	Ronald Blair	Released
	TE	Daniel Brown	Released
	CB	Elijah Campbell	Waived
	LB	Noah Dawkins	Waived
	LB	Milo Eifler	Waived
	TE	Ryan Griffin	Released
	S	J.T. Hassell	Waived
	OL	Grant Hermanns	Waived
	TE	Chris Herndon	TRADED (MIN)
	QB	Josh Johnson	Released
	WR	D.J. Montgomery	Waived
	OL	David Moore	Waived
	QB	James Morgan	Waived
	C	Jimmy Murray	Waived
	S	Sharrod Neasman	Released
	LB	Del'Shawn Phillips	Waived
	DL	Kyle Phillips	Placed, RESERVE/PUP
	DL	Hamilcar Rashed	Waived
	DL	Tanzel Smart	Released
	WR	Vyncint Smith	Waived
	DL	Jeremiah Valoaga	Released
	OL	Isaiah Williams	Waived
	TE	Kenny Yeboah	Waived

## SEPTEMBER

DAY	POS.	PLAYER	TRANSACTION
1	RB	Josh Adams	Signed, PRACTICE SQUAD
	CB	Bless Austin	Waived
	DL	Ronald Blair	Signed, PRACTICE SQUAD
	TE	Daniel Brown	Signed, FREE AGENT
	S	Ashtyn Davis	Placed, RESERVE/INJURED
	LB	Jarrad Davis	Placed, RESERVE/INJURED
	TE	Ryan Griffin	Signed, FREE AGENT
	OL	Grant Hermanns	Signed, PRACTICE SQUAD
	CB	Lamar Jackson	Signed, PRACTICE SQUAD
	QB	Josh Johnson	Signed, PRACTICE SQUAD
	OL	Conor McDermott	Placed, RESERVE/INJURED

1	WR	D.J. Montgomery	Signed, PRACTICE SQUAD
	C	Jimmy Murray	Signed, PRACTICE SQUAD
	S	Sharrod Neasman	Signed, FREE AGENT
	DL	Del'Shawn Phillips	Signed, PRACTICE SQUAD
	DL	Hamilcar Rashed	Signed, PRACTICE SQUAD
	DL	Tanzel Smart	Signed, PRACTICE SQUAD
	WR	Vyncint Smith	Signed, PRACTICE SQUAD
	DL	Tim Ward	CLAIMED (KC)
	OL	Isaiah Williams	Signed, PRACTICE SQUAD
	LB	Quincy Williams	CLAIMED (JAX)
	TE	Kenny Yeboah	Signed, PRACTICE SQUAD
	DL	Jabari Zuniga	Waived
2	DL	Jabari Zuniga	Signed, PRACTICE SQUAD
3	WR	Jamison Crowder	Placed, RESERVE/COVID
6	RB	Josh Adams	SIGNED from Practice Squad
	S	Adrian Colbert	Signed, PRACTICE SQUAD
	S	Sheldrick Redwine	Signed, FREE AGENT
	S	Jarrod Wilson	Signed, PRACTICE SQUAD
10	OL	Ross Pierschbacher	Signed, PRACTICE SQUAD
11	S	Sharrod Neasman	Placed, RESERVE/INJURED
14	OL	Mekhi Becton	Placed, RESERVE/INJURED
	LB	Blake Cashman	Placed, RESERVE/INJURED
	LB	Noah Dawkins	Signed, PRACTICE SQUAD
	LB	B.J. Goodson	Signed, FREE AGENT
	DB	Lamaricus Joyner	Placed, RESERVE/INJURED
14	P	Braden Mann	Placed, RESERVE/INJURED
	P	Thomas Morstead	Signed, FREE AGENT
	OL	Isaiah Williams	SIGNED from Practice Squad
	DB	Jarrod Wilson	SIGNED from Practice Squad
15	DB	Corey Ballentine	Waived
16	WR	Jamison Crowder	ACTIVATED from Reserve/COVID
20	S	Adrian Colbert	SIGNED from Practice Squad
	OL	Isaiah Williams	Waived
21	LB	Del'Shawn Phillips	SIGNED from Practice Squad
	S	Sheldrick Redwine	Waived
	OL	Isaiah Williams	Signed, PRACTICE SQUAD
22	LB	B.J. Goodson	Placed, RESERVE/RETIRED
23	FB	Nick Bawden	Signed, PRACTICE SQUAD
	DL	Ronald Blair	Placed, PRACTICE SQUAD INJURED
	S	Sheldrick Redwine	Signed, PRACTICE SQUAD
28	S	Saquan Hampton	Waived from RESERVE/PUP

## OCTOBER

DAY	POS.	PLAYER	TRANSACTION
2	RB	Josh Adams	Waived
	S	Ashtyn Davis	ACTIVATED from RESERVE/INJURED
	S	Sharrod Neasman	ACTIVATED from RESERVE/INJURED
	OL	Isaiah Williams	SIGNED from Practice Squad
5	LB	Hamsah Nasirildeen	Placed, RESERVE/INJURED
	OL	Elijah Nkansah	Released from PRACTICE SQUAD
	RB	Austin Walter	Signed, PRACTICE SQUAD
6	S	Natrell Jamerson	Signed, PRACTICE SQUAD
7	OL	Jimmy Murray	Released from PRACTICE SQUAD
	S	Jarrod Wilson	Released
8	DL	John Franklin-Myers	Signed, CONTRACT EXTENSION
	S	Jarrod Wilson	Signed, PRACTICE SQUAD
9	LB	Blake Cashman	ACTIVATED from RESERVE/INJURED



# 2021-22 ROSTER TRANSACTIONS



## OCTOBER CONTINUED

DAY	POS.	PLAYER	TRANSACTION
12	S	Sheldrick Redwine	Released from PRACTICE SQUAD
	OL	Dru Samia	Signed, PRACTICE SQUAD
25	OL	Teton Saltes	Waived
26	LB	Blake Cashman	Placed, RESERVE/Injured
	S	Adrian Colbert	Released
	QB	Joe Flacco	Acquired via TRADE (PHI)
	LB	LaRoy Reynolds	Signed, PRACTICE SQUAD
	LB	Jamien Sherwood	Placed, RESERVE/INJURED
	S	Jarrod Wilson	SIGNED from Practice Squad
28	DL	Ronald Blair	RESTORED to Practice Squad
30	LB	Jarrad Davis	ACTIVATED from RESERVE/INJURED
	LB	Noah Dawkins	Signed, PRACTICE SQUAD
	S	Jarrod Wilson	Released

## NOVEMBER

DAY	POS.	PLAYER	TRANSACTION
2	TE	Daniel Brown	TRADED (KC)
	LB	Noah Dawkins	Waived
	OL	Laurent Duvernay-Tardif	Acquired via TRADE (KC)
	S	Natrell Jamerson	Signed, PRACTICE SQUAD
	LB	LaRoy Reynolds	Placed, PRACTICE SQUAD INJURED
	S	Jarrod Wilson	Signed, FREE AGENT
4	DL	Bryce Huff	Placed, RESERVE/INJURED
	LB	Hamsah Nasirildeen	ACTIVATED from RESERVE/INJURED
8	P	Thomas Morstead	Waived
9	TE	Tyler Kroft	Placed, RESERVE/INJURED
	S	Marcus Maye	Placed, RESERVE/INJURED
	S	Denzel Mims	Placed, RESERVE/COVID
	S	Elijah Riley	SIGNED from PHI Practice Squad
11	CB	Jason Pinnock	Placed, RESERVE/COVID
13	T	Chuma Edoga	Placed, RESERVE/INJURED
	P	Braden Mann	ACTIVATED from RESERVE/INJURED
	OL	Conor McDermott	ACTIVATED from RESERVE/INJURED
15	CB	Jason Pinnock	ACTIVATED from RESERVE/COVID
16	LB	Noah Dawkins	Placed, PRACTICE SQUAD INJURED
	WR	Keelan Doss	Signed, PRACTICE SQUAD
	CB	Brandin Echols	Placed, RESERVE/INJURED
	LB	Corey Thompson	Signed, PRACTICE SQUAD
	CB	Rachad Wildgoose	SIGNED from BUF Practice Squad
	TE	Kenny Yeboah	SIGNED from Practice Squad
17	DL	Kyle Phillips	ACTIVATED from RESERVE/INJURED
23	QB	Joe Flacco	Placed, RESERVE/COVID
	K	Alex Kessman	Signed, PRACTICE SQUAD
	LB	Corey Thompson	Released from PRACTICE SQUAD
	QB	Mike White	Placed, RESERVE/COVID
24	FB	Nick Bawden	SIGNED from Practice Squad
	S	Natrell Jamerson	Released from PRACTICE SQUAD
	QB	James Morgan	SIGNED, Practice Squad
	LB	LaRoy Reynolds	ACTIVATED from Practice Squad Injured
27	RB	Michael Carter	Placed, RESERVE/INJURED
29	QB	Joe Flacco	ACTIVATED from RESERVE/COVID
30	TE	Daniel Brown	Signed, PRACTICE SQUAD
	WR	Keelan Cole	Placed, RESERVE/COVID
	QB	James Morgan	Released from PRACTICE SQUAD

## DECEMBER

DAY	POS.	PLAYER	TRANSACTION
1	WR	Denzel Mims	ACTIVATED from RESERVE/COVID
4	K	Matt Ammendola	Waived
	K	Alex Kessman	SIGNED from Practice Squad
6	LB	Blake Cashman	Placed, RESERVE/COVID
	K	Alex Kessman	Waived
	K	Eddy Piñeiro	Signed, FREE AGENT
7	K	Matt Ammendola	Signed, PRACTICE SQUAD
	WR	Tarik Black	Singed, PRACTICE SQUAD
	WR	Corey Davis	Placed, RESERVE/INJURED
	WR	Keelan Doss	Released from PRACTICE SQUAD
	RB	Austin Walter	SIGNED from Practice Squad
	S	Jarrod Wilson	Waived
8	S	Elijah Benton	Signed, PRACTICE SQUAD
9	WR	Keelan Cole	ACTIVATED from RESERVE/COVID
10	WR	Jeff Smith	Placed, RESERVE/COVID
11	CB	Brandin Echols	ACTIVATED from RESERVE/INJURED
	WR	Elijah Moore	Placed, RESERVE/INJURED
13	CB	Justin Hardee	Placed, RESERVE/COVID
16	LB	Noah Dawkins	ACTIVATED from Practice Squad Injured
	WR	Elijah Moore	Placed, RESERVE/COVID
	LB	Hamsah Nasirildeen	Placed, RESERVE/COVID
18	RB	Michael Carter	ACTIVATED from RESERVE/INJURED
	LB	Noah Dawkins	Placed, PRACTICE SQUAD COVID
	T	Chuma Edoga	ACTIVATED from RESERVE/INJURED
	DL	Folorunso Fatukasi	Placed, RESERVE/COVID
	DL	Bryce Huff	ACTIVATED from RESERVE/INJURED
	TE	Tyler Kroft	ACTIVATED from RESERVE/INJURED
	OL	Isaiah Williams	Waived
20	DL	John Franklin-Myers	Placed, RESERVE/COVID
	CB	Lamar Jackson	Placed, PRACTICE SQUAD COVID
	S	Sharrod Neasman	Placed, RESERVE/COVID
	DL	Tanzel Smart	Placed, PRACTICE SQUAD COVID
	WR	Vyncint Smith	Placed, PRACTICE SQUAD COVID
	OL	Isaiah Williams	Signed, PRACTICE SQUAD
21	DL	Freedom Akinmoladun	Signed, PRACTICE SQUAD
	CB	Michael Carter II	Placed, RESERVE/COVID
	TE	Ryan Griffin	Placed, RESERVE/INJURED
	S	Will Parks	CLAIMED (MIA)
	G	Alijah Vera-Tucker	Placed, RESERVE/COVID
	QB	Mike White	ACTIVATED from RESERVE/COVID
22	S	Ashtyn Davis	Placed, RESERVE/COVID
	DL	Jonathan Marshall	Placed, RESERVE/COVID
22	DL	Hamilcar Rashed	Placed, PRACTICE SQUAD COVID
	CB	Ken Webster	Signed, PRACTICE SQUAD
	TE	Kenny Yeboah	Placed, RESERVE/COVID
	WR	Isaiah Zuber	Signed, PRACTICE SQUAD
23	G	Laurent Duvernay-Tardif	Placed, RESERVE/COVID
	QB	Joe Flacco	Placed, RESERVE/COVID
	S	Kai Nacua	SIGNED from SF Practice Squad
24	TE	Ryan Griffin	Placed, RESERVE/COVID
	CB	Justin Hardee	ACTIVATED from RESERVE/COVID
	WR	Jeff Smith	ACTIVATED from RESERVE/COVID
25	DL	Jabari Zuniga	Placed, PRACTICE SQUAD COVID
26	DL	Quinnen Williams	Placed, RESERVE/COVID



# 2021-22 ROSTER TRANSACTIONS

## DECEMBER CONTINUED

DAY	POS.	PLAYER	TRANSACTION
27	CB	Bryce Hall	Placed, RESERVE/COVID
	TE	Tyler Kroft	Placed, RESERVE/COVID
	C	Connor McGovern	Placed, RESERVE/INJURED
	LB	LaRoy Reynolds	Placed, PRACTICE SQUAD COVID
	TE	Trevon Wesco	Placed, RESERVE/INJURED
28	LB	Jarrad Davis	Placed, RESERVE/COVID
	OL	Isaiah Williams	Placed, PRACTICE SQUAD COVID
29	CB	Michael Carter II	ACTIVATED from RESERVE/COVID
	LB	Noah Dawkins	ACTIVATED from PS RESERVE/COVID
	TE	Brandon Dillon	Signed, PRACTICE SQUAD
	DL	Folorunso Fatukasi	ACTIVATED from RESERVE/COVID
	QB	Joe Flacco	ACTIVATED from RESERVE/COVID
	CB	Lamar Jackson	ACTIVATED from PS RESERVE/COVID
	DL	Jonathan Marshall	ACTIVATED from RESERVE/COVID
	LB	Hamsah Nasirildeen	ACTIVATED from RESERVE/COVID
	TE	Joshua Perkins	Signed, PRACTICE SQUAD
	DL	Tanzel Smart	ACTIVATED from PS RESERVE/COVID
	CB	Ken Webster	Placed, PRACTICE SQUAD COVID
	LB	Javin White	SIGNED
	TE	Kenny Yeboah	ACTIVATED from RESERVE/COVID
30	S	Elijah Benton	Released
	RB	Tevin Coleman	Placed, RESERVE/COVID
	S	Ashtyn Davis	ACTIVATED from RESERVE/COVID
	OL	Laurent Duvernay-Tardif	ACTIVATED from RESERVE/COVID
	DL	John Franklin-Myers	ACTIVATED from RESERVE/COVID
	S	Zane Lewis	Placed, RESERVE/COVID
	WR	Vyncint Smith	ACTIVATED from PS RESERVE/COVID
	DL	Hamilcar Rashed	ACTIVATED from PS RESERVE/COVID
	OL	Alijah Vera-Tucker	ACTIVATED from RESERVE/COVID
	WR	Isaiah Zuber	Released from PRACTICE SQUAD

10	WR	D.J. Montgomery	Signed, RESERVE/FUTURE
	OL	Ross Pierschbacher	Signed, RESERVE/FUTURE
	DL	Hamilcar Rashed	Signed, RESERVE/FUTURE
	OL	Dru Samia	Signed, RESERVE/FUTURE
	DL	Tanzel Smart	Signed, RESERVE/FUTURE
	OL	Isaiah Williams	Signed, RESERVE/FUTURE
12	WR	Rodney Adams	Signed, RESERVE/FUTURE
	TE	Lawrence Cager	Signed, RESERVE/FUTURE
19	DL	Bradlee Anae	Signed, RESERVE/FUTURE
26	S	Jovante Moffatt	Signed, RESERVE/FUTURE

## JANUARY

DAY	POS.	PLAYER	TRANSACTION
1	CB	Bryce Hall	ACTIVATED from RESERVE/COVID
2	DL	Kyle Phillips	Placed, RESERVE/COVID
3	OL	Greg Senat	CLAIMED (IND)
4	TE	Daniel Brown	Placed, PRACTICE SQUAD INJURED
	T	George Fant	Placed, RESERVE/INJURED
	DL	Bryce Huff	Placed, RESERVE/INJURED
	LB	LaRoy Reynolds	Released from PRACTICE SQUAD
5	RB	Tevin Coleman	ACTIVATED from RESERVE/COVID
	TE	Tyler Kroft	ACTIVATED from RESERVE/COVID
	OL	Isaiah Williams	ACTIVATED from PS RESERVE/COVID
	DL	Quinnen Williams	ACTIVATED from RESERVE/COVID
	DL	Jabari Zuniga	SIGNED from Practice Squad
6	DL	Kyle Phillips	ACTIVATED from RESERVE/COVID
7	WR	Braxton Berrios	Placed, RESERVE/INJURED
	DL	Vinny Curry	Waived
8	DL	Shaq Lawson	Waived
	S	Sharrod Neasman	Waived
10	K	Matt Ammendola	Signed, RESERVE/FUTURE
	WR	Tarik Black	Signed, RESERVE/FUTURE
	TE	Brandon Dillon	Signed, RESERVE/FUTURE
10	OL	Grant Hermann	Signed, RESERVE/FUTURE

# FINAL ALPHA ROSTER



as of Jan. 9th, 2022

NO.	NAME	POS	HT	WT	AGE	EXP	COLLEGE	HOMETOWN	HOW ACQ.
48	Bawden, Nick	FB	6-2	245	25	4	San Diego State	Las Gatos, CA	FA-21
32	Carter, Michael	RB	5-8	201	22	R	North Carolina	Navarre, FL	D4-21
30	Carter II, Michael	CB	5-10	184	22	R	Duke	Douglasville, GA	D5b-21
88	Cole, Keelan	WR	6-1	194	28	5	Kentucky Wesleyan	Louisville, KY	UFA-21 (JAX)
23	Coleman, Tevin	RB	6-1	210	28	7	Indiana	Oak Forest, IL	UFA-21 (SF)
82	Crowder, Jamison	WR	5-9	177	28	7	Duke	Monroe, NC	UFA-19 (WAS)
21	Davis, Ashtyn	S	6-1	202	25	2	California	Santa Cruz, CA	D3a-20
27	Dunn, Isaiah	CB	6-0	193	22	R	Oregon State	Antioch, CA	UdFA-21
72	Duvernay-Tardif, Laurent	OL	6-5	321	30	7	McGill	Montreal, Canada	T-21 (KC)
26	Echols, Brandin	CB	5-10	179	24	R	Kentucky	Southaven, MS	D6b-21
70	Edoga, Chuma	T	6-3	308	24	3	Southern California	Atlanta, GA	D3b-19
94	Fatukasi, Folorunso	DL	6-4	318	26	4	Connecticut	Far Rockaway, NY	D6b-18
67	Feeney, Dan	OL	6-4	310	27	5	Indiana	Orland Park, IL	UFA-21 (LAC)
19	Flacco, Joe	QB	6-6	245	36	14	Delaware	Audubon, NJ	T-21 (PHI)
91	Franklin-Myers, John	DL	6-4	288	25	4	Stephen F. Austin	Greenville, TX	W-19 (LAR)
40	Guidry, Javelin	CB	5-9	191	23	2	Utah	Murietta, CA	UdFA-20
37	Hall, Bryce	CB	6-1	202	24	2	Virginia	Harrisburg, PA	D5-20
34	Hardee, Justin	CB	6-1	200	27	5	Illinois	Cleveland, OH	UFA-21 (NO)
42	Hennessy, Thomas	LS	6-2	246	27	5	Duke	Bardonia, NY	T-17 (IND)
25	Johnson, Ty	RB	5-10	26	24	3	Maryland	Cumberland, MD	W-20 (DET)
81	Kroft, Tyler	TE	6-6	252	29	7	Rutgers	Downington, PA	UFA-21 (BUF)
7	Mann, Braden	P	5-11	198	24	2	Texas A&M	Houston, TX	D6-20
96	Marshall, Jonathan	DL	6-3	310	24	R	Arkansas	Shepherd, TX	D6c-21
69	McDermott, Conor	OL	6-8	310	29	5	UCLA	Nashville, TN	W-19 (BUF)
11	Mims, Denzel	WR	6-3	207	24	2	Baylor	Daingerfield, TX	D2-20
78	Moses, Morgan	T	6-6	330	30	8	Virginia	North Chesterfield, VA	FA-21
57	Mosley, C.J.	LB	6-2	231	29	7	Alabama	Mobile, AL	UFA-19 (BLT)
1	Nacua, Kai	S	6-0	205	26	3	BYU	Henderson, NV	FA-21
45	Nasirildeen, Hamsah	LB	6-3	215	22	R	Florida State	Concord, NC	D6a-21
39	Parks, Will	S	6-0	200	27	6	Arizona	Philadelphia, PA	W-21 (MIA)
22	Perine, La'Mical	RB	5-11	216	23	2	Florida	Mobile, AL	D4a-20
43	Phillips, Del'Shawn	LB	6-2	230	25	2	Illinois	Detroit, MI	FA-21
93	Phillips, Kyle	DL	6-4	277	24	3	Tennessee	Nashville, TN	UdFA-19
15	Piñeiro, Eddy	K	6-0	185	26	4	Florida	North Miami Beach, FL	FA-21
41	Pinnock, Jason	DB	6-0	205	22	R	Pittsburgh	Windsor, CT	D5c-21
98	Rankins, Sheldon	DL	6-2	305	27	6	Louisville	Covington, GA	UFA-21 (NO)
33	Riley, Elijah	S	5-11	214	23	1	Army	Selden, NY	FA-21
68	Senat, Greg	OL	6-6	305	27	4	Wagner	Elmont, NY	W-21 (IND)
97	Shepherd, Nathan	DL	6-4	315	28	4	Fort Hays State	Ajax, Canada	D3-18
16	Smith, Jeff	WR	6-1	195	24	2	Boston College	St. Petersburg, FL	UdFA-19
62	Van Roten, Greg	G	6-3	305	31	7	Pennsylvania	Rockville Centre, NY	UFA-20 (CAR)
75	Vera-Tucker, Alijah	OL	6-5	308	22	R	Southern California	Oakland, CA	D1b-21
36	Walter, Austin	RB	5-8	190	25	2	Rice	Crosby, TX	W-21 (SF)
51	Ward, Tim	DL	6-6	255	24	2	Old Dominion	High Point, NC	W-21 (KC)
9	White, Javin	LB	6-2	205	24	2	UNLV	Vacaville, CA	FA-21
5	White, Mike	QB	6-5	218	26	3	Western Kentucky	Pembroke Pines, FL	FA-19
29	Wildgoose, Rachad	CB	5-10	191	21	R	Wisconsin	Miami, FL	FA-21
56	Williams, Quincy	LB	5-11	230	25	3	Murray State	Birmingham, AL	W-21 (JAX)
95	Williams, Quinnen	DL	6-3	303	24	3	Alabama	Birmingham, AL	D1-19
2	Wilson, Zach	QB	6-2	214	22	R	BYU	Draper, UT	D1a-21
83	Yeboah, Kenny	TE	6-4	250	23	R	Mississippi	Allentown, PA	UdFa-21
92	Zuniga, Jabari	DL	6-3	264	24	2	Florida	Marietta, GA	D3b-20

## ROSTER - 52

### PRACTICE SQUAD

61	Akinmoladun, Freedom	DL	6-3	286	25	1	Nebraska	Grandview, MO	FA-21
6	Ammendola, Matt	K	5-9	195	25	1	Oklahoma State	Philadelphia, PA	FA-21
3	Black, Tarik	WR	6-3	213	23	R	Texas	Hamden, CT	FA-21
54	Blair, Ronald	DL	6-4	270	28	6	Appalachian State	Greensboro, GA	FA-21
46	Dawkins, Noah	LB	6-1	235	24	2	The Citadel	Spartanburg, SC	FA-20
44	Dillon, Brandon	TE	6-5	250	24	1	Marian	Bringinghurst, IN	FA-21
63	Hermanns, Grant	OL	6-7	300	23	R	Purdue	Albuquerque, NM	UdFA-21
38	Jackson, Lamar	CB	6-2	208	23	2	Nebraska	UdFA-20	
14	Montgomery, D.J.	WR	6-1	201	25	2	Austin Peay State	Durant, MS	W-20 (CLV)
89	Perkins, Joshua	TE	6-3	223	28	4	Washington	Cerritos, CA	FA-21
66	Pierschbacher, Ross	OL	6-4	315	26	2	Alabama	Cedar Falls, IA	FA-21
55	Rashed, Hamilcar	DL	6-2	251	24	R	Oregon State	Phoenix, AZ	UdFA-21
65	Samia, Dru	OL	6-5	314	24	3	Oklahoma	Danville, CA	FA-21
79	Smart, Tanzel	DL	6-1	295	27	4	Tulane	Baton Rouge, LA	FA-20
17	Smith, Vyncint	WR	6-3	202	25	4	Limestone College	Columbia, SC	FA-19
71	Williams, Isaiah	OL	6-3	296	28	2	Akron	Cleveland, OH	FA-21



# FINAL NUMERICAL ROSTER

as of Jan. 9th, 2022

NO.	NAME	POS	HT	WT	AGE	EXP	COLLEGE	HOMETOWN	GP   GS   DNP   IA
1	Kai Nacua	S	6-0	205	26	3	BYU	Henderson, NV	2 0 0 0
2	Zach Wilson	QB	6-2	214	27	R	BYU	Draper, UT	13 13 0 4
5	Mike White	QB	6-5	218	26	3	Western Kentucky	Pembroke Pines, FL	4 3 7 2
7	Braden Mann	P	5-11	198	24	2	Texas A&M	Houston, TX	10 0 0 0
9	Javin White	LB	6-2	205	24	2	UNLV	Vacaville, CA	1 0 0 1
11	Denzel Mims	WR	6-3	207	24	2	Baylor	Daingerfield, TX	11 3 1 2
15	Eddy Piñeiro	K	6-0	185	26	4	Florida	North Miami Beach, FL	5 0 0 0
16	Jeff Smith	WR	6-1	195	24	2	Boston College	St. Petersburg, FL	12 3 0 3
19	Joe Flacco	QB	6-6	245	36	14	Delaware	Audubon, NJ	2 1 5 2
21	Ashtyn Davis	S	6-1	202	25	2	California	Santa Cruz, CA	13 10 0 0
22	La'Mical Perine	RB	5-11	216	23	2	Florida	Mobile, AL	4 0 0 13
23	Tevin Coleman	RB	6-1	210	28	7	Indiana	Oak Forest, IL	11 5 0 5
25	Ty Johnson	RB	5-10	210	24	3	Maryland	Cumberland, MD	16 3 0 1
26	Brandin Echols	CB	5-10	179	24	R	Kentucky	Southaven, MS	14 14 0 0
27	Isaiah Dunn	CB	6-0	193	22	R	Oregon State	Antioch, CA	12 1 0 5
29	Rachad Wildgoose	CB	5-10	191	21	R	Wisconsin	Miami, FL	5 0 0 3
30	Michael Carter II	CB	5-10	184	22	R	Duke	Douglasville, GA	15 7 0 1
32	Michael Carter	RB	5-8	201	22	R	North Carolina	Navarre, FL	14 11 0 0
33	Elijah Riley	S	5-11	214	23	1	Army	Selden, NY	7 7 0 2
34	Justin Hardee	CB	6-1	200	27	5	Illinois	Cleveland, OH	16 0 0 0
36	Austin Walter	RB	5-8	190	25	2	Rice	Crosby, TX	4 0 1 2
37	Bryce Hall	CB	6-1	202	24	2	Virginia	Harrisburg, PA	17 17 0 0
39	Will Parks	S	6-0	200	27	6	Arizona	Philadelphia, PA	3 2 0 0
40	Javelin Guidry	CB	5-9	191	23	2	Utah	Murietta, CA	17 3 0 0
41	Jason Pinnock	DB	6-0	205	22	R	Pittsburgh	Windsor, CT	12 2 1 3
42	Thomas Hennessy	LS	6-2	246	27	5	Duke	Bardonia, NY	17 0 0 0
43	Del'Shawn Phillips	LB	6-2	230	25	2	Illinois	Detroit, MI	17 1 0 0
45	Hamsah Nasirildeen	LB	6-3	215	22	R	Florida State	Concord, NC	12 2 0 0
48	Nick Bawden	FB	6-2	245	25	4	San Diego State	Las Gatos, CA	9 1 0 0
51	Tim Ward	DL	6-6	255	24	2	Old Dominion	High Point, NC	11 0 0 6
56	Quincy Williams	LB	5-11	230	25	3	Murray State	Birmingham, AL	16 13 0 1
57	C.J. Mosley	LB	6-2	231	29	7	Alabama	Mobile, AL	16 16 0 1
62	Greg Van Roten	G	6-3	305	31	7	Pennsylvania	Rockville Centre, NY	17 10 0 0
67	Dan Feeney	OL	6-4	310	27	5	Indiana	Orland Park, IL	16 5 1 0
68	Greg Senat	OL	6-6	305	27	4	Wagner	Elmont, NY	0 0 0 1
69	Conor McDermott	OL	6-8	310	29	5	UCLA	Nashville, TN	6 3 3 0
70	Chuma Edoga	T	6-3	308	24	3	Southern California	Atlanta, GA	4 0 8 0
72	Laurent Duvernay-Tardif	OL	6-5	321	30	7	McGill	Montreal, Canada	8 7 0 1
75	Alijah Vera-Tucker	OL	6-5	308	22	R	Southern California	Oakland, CA	16 16 0 0
78	Morgan Moses	T	6-6	330	30	8	Virginia	North Chesterfield, VA	17 16 0 0
81	Tyler Kroft	TE	6-6	252	29	7	Rutgers	Downington, PA	9 6 0 2
82	Jamison Crowder	WR	5-9	177	28	7	Duke	Monroe, NC	12 4 0 4
83	Kenny Yeboah	TE	6-4	250	23	R	Mississippi	Allentown, PA	9 0 0 0
88	Keelan Cole	WR	6-1	194	28	5	Kentucky Wesleyan	Louisville, KY	15 11 0 1
91	John Franklin-Myers	DL	6-4	288	25	4	Stephen F. Austin	Greenville, TX	16 16 0 0
92	Jabari Zuniga	DL	6-3	264	24	2	Florida	Marietta, GA	3 0 0 1
93	Kyle Phillips	DL	6-4	277	24	3	Tennessee	Nashville, TN	7 1 0 0
94	Folorunso Fatukasi	DL	6-4	318	26	4	Connecticut	Far Rockaway, NY	15 15 0 0
95	Quinnen Williams	DL	6-3	303	24	3	Alabama	Birmingham, AL	15 15 0 0
96	Jonathan Marshall	DL	6-3	310	24	R	Arkansas	Shepherd, TX	4 0 0 12
97	Nathan Shepherd	DL	6-4	315	28	4	Fort Hays State	Ajax, Canada	17 11 0 0
98	Sheldon Rankins	DL	6-2	305	27	6	Louisville	Covington, GA	16 3 0 1

## ROSTER - 52

### PRACTICE SQUAD

3	Tarik Black	WR	6-3	213	23	R	Texas	Hamden, CT	0 0 0 0
6	Matt Ammendola	K	5-9	195	25	1	Oklahoma State	Philadelphia, PA	11 0 0 0
14	D.J. Montgomery	WR	6-1	201	25	2	Austin Peay State	Durant, MS	3 0 0 0
17	Vyncint Smith	WR	6-3	202	25	4	Limestone College	Columbia, SC	2 0 0 0
38	Lamar Jackson	CB	6-2	208	23	2	Nebraska	Elk Grove, CA	1 0 0 0
44	Brandon Dillon	TE	6-5	250	24	1	Marian	Bringinghurst, IN	0 0 0 0
46	Noah Dawkins	LB	6-1	235	24	2	The Citadel	Spartanburg, SC	2 0 0 0
54	Ronald Blair	DL	6-4	270	28	6	Appalachian State	Greensboro, GA	8 3 0 1
55	Hamilcar Rashed	DL	6-2	251	24	R	Oregon State	Phoenix, AZ	1 0 0 0
61	Freedom Akinmoladun	DL	6-3	286	25	1	Nebraska	Grandview, MO	1 0 0 0
63	Grant Hermanns	OL	6-7	300	23	R	Purdue	Albuquerque, NM	0 0 0 0
65	Dru Samia	OL	6-5	314	24	3	Oklahoma	Danville, CA	0 0 0 0
66	Ross Pierschbacher	OL	6-4	315	26	2	Alabama	Cedar Falls, IA	0 0 1 0
71	Isaiah Williams	OL	6-3	296	28	2	Akron	Cleveland, OH	4 0 4 5
79	Tanzel Smart	DL	6-1	295	27	4	Tulane	Baton Rouge, LA	0 0 0 0
89	Joshua Perkins	TE	6-3	223	28	4	Washington	Cerritos, CA	0 0 0 0

